

Average RPI Win:	332	WON-LOST	WINNING	LAST 10	STRENGTH OF	OPP. STRENGTH	TEAM	ADJ.	CONF.	ADJ CONF.
Average RPI Loss:	205	RECORD	PCT. RANK	GAMES	SCHEDULE	OF SCHEDULE	RPI	RPI	RPI	RPI

DIV. I ONLY	2- 5	261	5-5	322	325	329	329	24	24
DIV. I NON-CONF.	2- 5	261	0- 0	322	325	329	329	24	24

TOTALS	RPI 1-25	RPI 26-50	W-L RECORDS	RPI 51-100	RPI 101-150	RPI 150+			
2- 5	0- 0	0- 0	OVERALL	0- 0	0- 1	2- 4			
0- 3	0- 0	0- 0	HOME	0- 0	0- 1	0- 2			
1- 1	0- 0	0- 0	AWAY	0- 0	0- 0	1- 1			
1- 1	0- 0	0- 0	NEUTRAL	0- 0	0- 0	1- 1			
2- 5	0- 0	0- 0	NON-CONFERENCE	0- 0	0- 1	2- 4			
0- 3	0- 0	0- 0	HOME	0- 0	0- 1	0- 2			
1- 1	0- 0	0- 0	AWAY	0- 0	0- 0	1- 1			
1- 1	0- 0	0- 0	NEUTRAL	0- 0	0- 0	1- 1			
0- 0	0- 0	0- 0	CONFERENCE	0- 0	0- 0	0- 0			
0- 0	0- 0	0- 0	HOME	0- 0	0- 0	0- 0			
0- 0	0- 0	0- 0	AWAY	0- 0	0- 0	0- 0			
0- 0	0- 0	0- 0	NEUTRAL	0- 0	0- 0	0- 0			

RPI 1-25				RPI 26-50				RPI 51-100				RPI 101+ Team's RPI: 329			
RPI	S	Opponent	Score	RPI	S	Opponent	Score	RPI	S	Opponent	Score	RPI	S	Opponent	Score
												140	H	New Mexico St.	65 67
												177	N	Prairie View	59 67
												187	H	Texas St.	53 60
												193	A	Texas Tech	61 78
												327	A	UTRGV	59 49
												327	H	UTRGV	57 70
												336	N	Louisiana	64 63
LAST 12 Division I GAMES:															
				140	H	New Mexico St.	65 67	327	A	UTRGV	59 49				
				327	H	UTRGV	57 70								
				177	N	Prairie View	59 67								
				336	N	Louisiana	64 63								
				187	H	Texas St.	53 60								
				193	A	Texas Tech	61 78								

Non-Div I Games: UNKNOWN 78 40 Schreiner 64 34 Tex. A&M Int'l 84 36 Texas Lutheran 73 49 A&M-Corpus Christi

Average RPI Win:	221	WON-LOST	WINNING	LAST 10	STRENGTH OF	OPP. STRENGTH	TEAM	ADJ.	CONF.	ADJ CONF.
Average RPI Loss:	109	RECORD	PCT. RANK	GAMES	SCHEDULE	OF SCHEDULE	RPI	RPI	RPI	RPI

DIV. I ONLY	3- 3	159	7-3	182	128	135	135	24	24
DIV. I NON-CONF.	3- 3	159	0- 1	182	128	135	135	24	24

TOTALS	RPI 1-25	RPI 26-50	W-L RECORDS	RPI 51-100	RPI 101-150	RPI 150+			
3- 3	0- 0	0- 1	OVERALL	0- 0	1- 1	2- 1			
0- 1	0- 0	0- 1	HOME	0- 0	0- 0	0- 0			
2- 2	0- 0	0- 0	AWAY	0- 0	1- 1	1- 1			
1- 0	0- 0	0- 0	NEUTRAL	0- 0	0- 0	1- 0			
3- 3	0- 0	0- 1	NON-CONFERENCE	0- 0	1- 1	2- 1			
0- 1	0- 0	0- 1	HOME	0- 0	0- 0	0- 0			
2- 2	0- 0	0- 0	AWAY	0- 0	1- 1	1- 1			
1- 0	0- 0	0- 0	NEUTRAL	0- 0	0- 0	1- 0			
0- 0	0- 0	0- 0	CONFERENCE	0- 0	0- 0	0- 0			
0- 0	0- 0	0- 0	HOME	0- 0	0- 0	0- 0			
0- 0	0- 0	0- 0	AWAY	0- 0	0- 0	0- 0			
0- 0	0- 0	0- 0	NEUTRAL	0- 0	0- 0	0- 0			

RPI 1-25	RPI 26-50	RPI 51-100	RPI 101+	Team's RPI: 135
RPI S Opponent Score	RPI S Opponent Score	RPI S Opponent Score	RPI S Opponent Score	
	45 H Arkansas 68 80		117 A FGCU 65 81	
			140 A New Mexico St. 58 46	
			165 A Tul sa 63 75	
			214 N Texas Southern 81 39	
			308 A UTEP 70 69	
LAST 12 Division I GAMES:				
	140 A New Mexico St. 58 46	117 A FGCU 65 81		
		45 H Arkansas 68 80		
		165 A Tul sa 63 75		
		308 A UTEP 70 69		
		214 N Texas Southern 81 39		

Non-Div I Games: Eastern N.M. 78 46 Howard Payne 98 43 Southwest (NM) 90 47 Schreiner 90 43 Abilene Christian

Average RPI Win:	246	WON-LOST	WINNING	LAST 10	STRENGTH OF	OPP. STRENGTH	TEAM	ADJ.	CONF.	ADJ CONF.
Average RPI Loss:	110	RECORD	PCT. RANK	GAMES	SCHEDULE	OF SCHEDULE	RPI	RPI	RPI	RPI
DIV. I ONLY	3- 7	252	3-7	55	254	191	191	9	9	
DIV. I NON-CONF.	3- 7	252	0- 1	55	254	191	191	9	9	

TOTALS	RPI 1-25	RPI 26-50	W-L RECORDS	RPI 51-100	RPI 101-150	RPI 150+				
3- 7	0- 1	0- 2	OVERALL	1- 1	0- 0	2- 3				
2- 2	0- 0	0- 0	HOME	1- 0	0- 0	1- 2				
1- 5	0- 1	0- 2	AWAY	0- 1	0- 0	1- 1				
0- 0	0- 0	0- 0	NEUTRAL	0- 0	0- 0	0- 0				
3- 7	0- 1	0- 2	NON-CONFERENCE	1- 1	0- 0	2- 3				
2- 2	0- 0	0- 0	HOME	1- 0	0- 0	1- 2				
1- 5	0- 1	0- 2	AWAY	0- 1	0- 0	1- 1				
0- 0	0- 0	0- 0	NEUTRAL	0- 0	0- 0	0- 0				
0- 0	0- 0	0- 0	CONFERENCE	0- 0	0- 0	0- 0				
0- 0	0- 0	0- 0	HOME	0- 0	0- 0	0- 0				
0- 0	0- 0	0- 0	AWAY	0- 0	0- 0	0- 0				
0- 0	0- 0	0- 0	NEUTRAL	0- 0	0- 0	0- 0				

RPI 1-25				RPI 26-50				RPI 51-100				RPI 101+ Team's RPI: 191			
RPI	S	Opponent	Score	RPI	S	Opponent	Score	RPI	S	Opponent	Score	RPI	S	Opponent	Score
2	A	Oregon	36 82	31	A	Minnesota	50 67	78	H	Northern Colo.	69 57	185	A	Denver	66 92
				39	A	Northeastern	41 54	91	A	Portland	60 79	195	H	George Mason	71 78
												225	H	Navy	47 54
												317	A	Army West Point	71 60
												344	H	Fairleigh Dickinson	85 37
LAST 12 Division I GAMES:															
2	A	Oregon	36 82	39	A	Northeastern	41 54	317	A	Army West Point	71 60				
91	A	Portland	60 79					344	H	Fairleigh Dickinson	85 37				
225	H	Navy	47 54					185	A	Denver	66 92				
31	A	Minnesota	50 67					195	H	George Mason	71 78				
78	H	Northern Colo.	69 57												

Non-Div I Games: Western St. 72 54

Air Force

Loss,
Non-Conf, S Site,
H Home
A Away
N Neutral

Average RPI Win: 289

Average RPI Loss: 71

WON-LOST
RECORDWINNING
PCT. RANKLAST 10
GAMESSTRENGTH OF
SCHEDULEOPP. STRENGTH
OF SCHEDULETEAM
RPIADJ.
RPICONF.
RPIADJ CONF.
RPIDIV. I ONLY
DIV. I NON-CONF.8- 2
8- 250
508-2
1- 0349
34969
69218
218218
21810
1010
10

TOTALS

RPI 1-25

RPI 26-50

W-L RECORDS

RPI 51-100

RPI 101-150

RPI 150+

8- 2

0- 0

0- 1

OVERALL

0- 0

0- 1

8- 0

3- 1

0- 0

0- 1

HOME

0- 0

0- 0

3- 0

1- 1

0- 0

0- 0

AWAY

0- 0

0- 1

1- 0

4- 0

0- 0

0- 0

NEUTRAL

0- 0

0- 0

4- 0

8- 2

0- 0

0- 1

NON-CONFERENCE

0- 0

0- 1

8- 0

3- 1

0- 0

0- 1

HOME

0- 0

0- 0

3- 0

1- 1

0- 0

0- 0

AWAY

0- 0

0- 1

1- 0

4- 0

0- 0

0- 0

NEUTRAL

0- 0

0- 0

4- 0

0- 0

0- 0

0- 0

CONFERENCE

0- 0

0- 0

0- 0

0- 0

0- 0

0- 0

HOME

0- 0

0- 0

0- 0

0- 0

0- 0

0- 0

AWAY

0- 0

0- 0

0- 0

0- 0

0- 0

0- 0

NEUTRAL

0- 0

0- 0

0- 0

RPI 1-25

RPI S Opponent Score

RPI 26-50

RPI S Opponent Score

32 H Butler 47 63

RPI 51-100

RPI S Opponent Score

RPI 101+

Team's RPI: 218

RPI S Opponent Score

110 A Youngstown St. 61 72

215 N Oakland 85 65

238 H St. Bonaventure 67 58

258 H Eastern Ky. 63 54

308 N UTEP 64 57

315 N Northern Ky. 77 60

324 N Jackson St. 74 57

326 H Canisius 62 53

328 A N. C. A&T 49 36

LAST 12 Division I GAMES:

324 N	Jackson St.	74	57	308 N	UTEP	64	57
326 H	Canisius	62	53	315 N	Northern Ky.	77	60
32 H	Butler	47	63	215 N	Oakland	85	65
238 H	St. Bonaventure	67	58	328 A	N. C. A&T	49	36
258 H	Eastern Ky.	63	54				
110 A	Youngstown St.	61	72				

Akron

Akron

Non-Div I Games:

Akron

Loss,
 Non-Conf, S Site, H Home A Away N Neutral

Average RPI Win: 178

Average RPI Loss: 111

WON-LOST
RECORDWINNING
PCT. RANKLAST 10
GAMESSTRENGTH OF
SCHEDULEOPP. STRENGTH
OF SCHEDULETEAM
RPIADJ.
RPICONF.
RPIADJ CONF.
RPIDIV. I ONLY
DIV. I NON-CONF.8- 5
8- 5113
1136-4
0- 156
56192
19298
9898
986
66
6

TOTALS

RPI 1-25

RPI 26-50

W-L RECORDS

RPI 51-100

RPI 101-150

RPI 150+

8- 5 0- 1
6- 1 0- 0
1- 1 0- 0
1- 3 0- 10- 0
0- 0
0- 0
0- 0OVERALL
HOME
AWAY
NEUTRAL2- 0
2- 0
0- 0
0- 01- 2
1- 1
0- 1
0- 05- 2
3- 0
1- 0
1- 28- 5 0- 1
6- 1 0- 0
1- 1 0- 0
1- 3 0- 10- 0
0- 0
0- 0
0- 0NON-CONFERENCE
HOME
AWAY
NEUTRAL2- 0
2- 0
0- 0
0- 01- 2
1- 1
0- 1
0- 05- 2
3- 0
1- 0
1- 20- 0 0- 0
0- 0 0- 0
0- 0 0- 0
0- 0 0- 00- 0
0- 0
0- 0
0- 0CONFERENCE
HOME
AWAY
NEUTRAL0- 0
0- 0
0- 0
0- 00- 0
0- 0
0- 0
0- 00- 0
0- 0
0- 0
0- 0

RPI 1-25

RPI 26-50

RPI 51-100 Team's RPI: 98

RPI 101+

RPI S Opponent Score
19 N Miami (FL) 74 101

RPI S Opponent Score

RPI S Opponent Score
60 H Tulane 69 58
88 H Clemson 76 56RPI S Opponent Score
101 A Utah 62 72
116 H South Alabama 67 72
122 H Grambling 73 55
152 N Virginia 64 52
155 N Louisiana Tech 62 79
165 N Tulsa 73 80
204 A SMU 62 61
217 H Southeastern La. 88 40
242 H Stetson 59 47
335 H Northwestern St. 87 73

LAST 12 Division I GAMES:

335 H Northwestern St.	87 73	155 N Louisiana Tech	62 79
60 H Tulane	69 58	19 N Miami (FL)	74 101
116 H South Alabama	67 72	152 N Virginia	64 52
165 N Tulsa	73 80	88 H Clemson	76 56
242 H Stetson	59 47	204 A SMU	62 61
122 H Grambling	73 55	101 A Utah	62 72

Non-Div I Games:

Alabama

Average RPI Win:	260	WON-LOST	WINNING	LAST 10	STRENGTH OF	OPP. STRENGTH	TEAM	ADJ.	CONF.	ADJ CONF.
Average RPI Loss:	194	RECORD	PCT. RANK	GAMES	SCHEDULE	OF SCHEDULE	RPI	RPI	RPI	RPI
DIV. I ONLY	5- 6	178	5-5	247	311	234	234	25	25	
DIV. I NON-CONF.	5- 6	178	1- 0	247	311	234	234	25	25	

TOTALS	RPI 1-25	RPI 26-50	W-L RECORDS	RPI 51-100	RPI 101-150	RPI 150+				
5- 6	0- 0	0- 1	OVERALL	0- 0	0- 1	5- 4				
2- 2	0- 0	0- 0	HOME	0- 0	0- 0	2- 2				
2- 4	0- 0	0- 1	AWAY	0- 0	0- 1	2- 2				
1- 0	0- 0	0- 0	NEUTRAL	0- 0	0- 0	1- 0				
5- 6	0- 0	0- 1	NON-CONFERENCE	0- 0	0- 1	5- 4				
2- 2	0- 0	0- 0	HOME	0- 0	0- 0	2- 2				
2- 4	0- 0	0- 1	AWAY	0- 0	0- 1	2- 2				
1- 0	0- 0	0- 0	NEUTRAL	0- 0	0- 0	1- 0				
0- 0	0- 0	0- 0	CONFERENCE	0- 0	0- 0	0- 0				
0- 0	0- 0	0- 0	HOME	0- 0	0- 0	0- 0				
0- 0	0- 0	0- 0	AWAY	0- 0	0- 0	0- 0				
0- 0	0- 0	0- 0	NEUTRAL	0- 0	0- 0	0- 0				

RPI 1-25				RPI 26-50				RPI 51-100				RPI 101+ Team's RPI : 234			
RPI	S	Opponent	Score	RPI	S	Opponent	Score	RPI	S	Opponent	Score	RPI	S	Opponent	Score
				34	A	Kansas	54 65					140	A	UAB	47 82
												159	A	Illinois	60 88
												170	H	Jacksonville St.	48 55
												217	H	Southeastern La.	51 48
												232	N	Jacksonville	65 60
												267	A	Murray St.	59 53
												281	A	North Florida	63 62
												301	H	Tennessee St.	67 57
												314	H	Lipscomb	58 62
												346	A	Austin Peay	58 75
LAST 12 Division I GAMES:															
				170	H	Jacksonville St.	48 55					232	N	Jacksonville	65 60
				346	A	Austin Peay	58 75					281	A	North Florida	63 62
				267	A	Murray St.	59 53					217	H	Southeastern La.	51 48
				140	A	UAB	47 82					301	H	Tennessee St.	67 57
				34	A	Kansas	54 65					159	A	Illinois	60 88
				314	H	Lipscomb	58 62								

Non-Div I Games:

Alabama A&M

Average RPI Win:	0	WON-LOST	WINNING	LAST 10	STRENGTH OF	OPP. STRENGTH	TEAM	ADJ.	CONF.	ADJ CONF.
Average RPI Loss:	112	RECORD	PCT. RANK	GAMES	SCHEDULE	OF SCHEDULE	RPI	RPI	RPI	RPI
DIV. I ONLY	0- 9	333	1-9	4	329	201	201	25	25	
DIV. I NON-CONF.	0- 9	333	0- 1	4	329	201	201	25	25	

TOTALS	RPI 1-25	RPI 26-50	W-L RECORDS	RPI 51-100	RPI 101-150	RPI 150+				
0- 9	0- 1	0- 0	OVERALL	0- 3	0- 3	0- 2				
0- 3	0- 0	0- 0	HOME	0- 1	0- 1	0- 1				
0- 6	0- 1	0- 0	AWAY	0- 2	0- 2	0- 1				
0- 0	0- 0	0- 0	NEUTRAL	0- 0	0- 0	0- 0				
0- 9	0- 1	0- 0	NON-CONFERENCE	0- 3	0- 3	0- 2				
0- 3	0- 0	0- 0	HOME	0- 1	0- 1	0- 1				
0- 6	0- 1	0- 0	AWAY	0- 2	0- 2	0- 1				
0- 0	0- 0	0- 0	NEUTRAL	0- 0	0- 0	0- 0				
0- 0	0- 0	0- 0	CONFERENCE	0- 0	0- 0	0- 0				
0- 0	0- 0	0- 0	HOME	0- 0	0- 0	0- 0				
0- 0	0- 0	0- 0	AWAY	0- 0	0- 0	0- 0				
0- 0	0- 0	0- 0	NEUTRAL	0- 0	0- 0	0- 0				

RPI 1-25				RPI 26-50				RPI 51-100				RPI 101+				Team's RPI: 201
RPI	S	Opponent	Score	RPI	S	Opponent	Score	RPI	S	Opponent	Score	RPI	S	Opponent	Score	
20	A	Kentucky	35 87					66	A	Georgia Tech	42 69	116	A	South Alabama	65 77	
								68	H	South Carolina	38 94	139	A	North Ala.	42 68	
								83	A	Xavier	58 87	140	H	UAB	47 62	
												182	A	Troy	46 116	
												192	H	Samford	51 60	
LAST 12 Division I GAMES:																
182	A	Troy	46 116	83	A	Xavier	58 87									
139	A	North Ala.	42 68	140	H	UAB	47 62									
192	H	Samford	51 60	116	A	South Alabama	65 77									
68	H	South Carolina	38 94	66	A	Georgia Tech	42 69									
20	A	Kentucky	35 87													

Non-Div I Games: Mobile 69 63

Alabama St.

■ Loss,
 ■ Non-Conf,
 ■ S Site,
 ■ Home
 ■ A Away
 N Neutral

Average RPI Win:	323	WON-LOST	WINNING	LAST 10	STRENGTH OF	OPP. STRENGTH	TEAM	ADJ.	CONF.	ADJ CONF.
Average RPI Loss:	187	RECORD	PCT. RANK	GAMES	SCHEDULE	OF SCHEDULE	RPI	RPI	RPI	RPI
DIV. I ONLY	2- 10	310	2-8	219	313	312	312	23	23	
DIV. I NON-CONF.	2- 10	310	0- 1	219	313	312	312	23	23	

TOTALS	RPI 1-25	RPI 26-50	W-L RECORDS	RPI 51-100	RPI 101-150	RPI 150+				
2- 10	0- 0	0- 0	OVERALL	0- 3	0- 0	2- 7				
1- 4	0- 0	0- 0	HOME	0- 1	0- 0	1- 3				
1- 6	0- 0	0- 0	AWAY	0- 2	0- 0	1- 4				
0- 0	0- 0	0- 0	NEUTRAL	0- 0	0- 0	0- 0				
2- 10	0- 0	0- 0	NON-CONFERENCE	0- 3	0- 0	2- 7				
1- 4	0- 0	0- 0	HOME	0- 1	0- 0	1- 3				
1- 6	0- 0	0- 0	AWAY	0- 2	0- 0	1- 4				
0- 0	0- 0	0- 0	NEUTRAL	0- 0	0- 0	0- 0				
0- 0	0- 0	0- 0	CONFERENCE	0- 0	0- 0	0- 0				
0- 0	0- 0	0- 0	HOME	0- 0	0- 0	0- 0				
0- 0	0- 0	0- 0	AWAY	0- 0	0- 0	0- 0				
0- 0	0- 0	0- 0	NEUTRAL	0- 0	0- 0	0- 0				

RPI 1-25				RPI 26-50				RPI 51-100				RPI 101+				Team's RPI: 312
RPI	S	Opponent	Score	RPI	S	Opponent	Score	RPI	S	Opponent	Score	RPI	S	Opponent	Score	
								64	A	Rutgers	39 65	153	A	South Fla.	37 74	
								77	A	Purdue	41 53	178	A	Monmouth	56 64	
								81	H	Marist	56 74	199	H	Holy Cross	50 56	
												202	A	Cornell	34 48	
												260	H	Central Conn. St.	53 60	
												304	A	St. Francis Brooklyn	67 60	
												326	H	Canisius	42 48	
												331	A	Lafayette	66 67	
												341	H	Manhattan	60 54	
LAST 12 Division I GAMES:																
				77	A	Purdue	41 53	304	A	St. Francis Brooklyn	67 60					
				178	A	Monmouth	56 64	81	H	Marist	56 74					
				64	A	Rutgers	39 65	260	H	Central Conn. St.	53 60					
				341	H	Manhattan	60 54	331	A	Lafayette	66 67					
				202	A	Cornell	34 48	326	H	Canisius	42 48					
				153	A	South Fla.	37 74	199	H	Holy Cross	50 56					

Non-Div I Games:

Albany (NY)

■ Loss,
 Non-Conf,
 S Site,
 H Home
 A Away
 N Neutral

A l c o r n

A
l
c
o
r
n

■ Loss, ■ Non-Conf, S Site, H Home A Away N Neutral

American				Through Games Of Dec. 21, 2018																
Average RPI Win:		227	WON-LOST		WINNING		LAST 10		STRENGTH OF		OPP. STRENGTH		TEAM		ADJ.		CONF.		ADJ CONF.	
Average RPI Loss:		124	RECORD		PCT. RANK		GAMES		SCHEDULE		OF SCHEDULE		RPI		RPI		RPI		RPI	
DIV. I ONLY			4- 6		212		4-6		136		159		184		184		26		26	
DIV. I NON-CONF.			4- 6		212		0- 1		136		159		184		184		26		26	

TOTALS		RPI 1-25		RPI 26-50		W-L RECORDS		RPI 51-100		RPI 101-150		RPI 150+								
4- 6		0- 1		0- 0		OVERALL		0- 1		0- 1		4- 3								
3- 0		0- 0		0- 0		HOME		0- 0		0- 0		3- 0								
1- 4		0- 0		0- 0		AWAY		0- 1		0- 0		1- 3								
0- 2		0- 1		0- 0		NEUTRAL		0- 0		0- 1		0- 0								
4- 6		0- 1		0- 0		NON-CONFERENCE		0- 1		0- 1		4- 3								
3- 0		0- 0		0- 0		HOME		0- 0		0- 0		3- 0								
1- 4		0- 0		0- 0		AWAY		0- 1		0- 0		1- 3								
0- 2		0- 1		0- 0		NEUTRAL		0- 0		0- 1		0- 0								
0- 0		0- 0		0- 0		CONFERENCE		0- 0		0- 0		0- 0								
0- 0		0- 0		0- 0		HOME		0- 0		0- 0		0- 0								
0- 0		0- 0		0- 0		AWAY		0- 0		0- 0		0- 0								
0- 0		0- 0		0- 0		NEUTRAL		0- 0		0- 0		0- 0								

RPI 1-25				RPI 26-50				RPI 51-100				RPI 101+				Team's RPI: 184				
RPI S	Opponent		Score	RPI S	Opponent		Score	RPI S	Opponent		Score	RPI S	Opponent		Score					
5 N	Stanford		49 71					95 A	Penn St.		59 80	117 N	FGCU		71 90					
												152 A	Vi rgi ni a		54 57					
												165 H	Tul sa		68 52					
												185 A	Denver		54 83					
												189 A	Hi gh Poi nt		61 66					
												195 H	George Mason		86 71					
												263 A	Hawai i		69 57					
												283 H	UMBC		64 42					

LAST 12 Di vi si on I GAMES:																				
189 A	Hi gh Poi nt		61 66	5 N	Stanford		49 71	263 A	Hawai i		69 57	185 A	Denver		54 83					
95 A	Penn St.		59 80									195 H	George Mason		86 71					
152 A	Vi rgi ni a		54 57									165 H	Tul sa		68 52					
283 H	UMBC		64 42																	
117 N	FGCU		71 90																	

Non-Div I Games:

American

Average RPI Win:	269	WON-LOST	WINNING	LAST 10	STRENGTH OF	OPP. STRENGTH	TEAM	ADJ.	CONF.	ADJ CONF.
Average RPI Loss:	128	RECORD	PCT. RANK	GAMES	SCHEDULE	OF SCHEDULE	RPI	RPI	RPI	RPI
DIV. I ONLY	6- 5	147	6-4	166	308	157	157	19	19	
DIV. I NON-CONF.	6- 5	147	0- 1	166	308	157	157	19	19	

TOTALS	RPI 1-25	RPI 26-50	W-L RECORDS	RPI 51-100	RPI 101-150	RPI 150+				
6- 5	0- 0	0- 0	OVERALL	0- 3	0- 1	6- 1				
5- 0	0- 0	0- 0	HOME	0- 0	0- 0	5- 0				
1- 5	0- 0	0- 0	AWAY	0- 3	0- 1	1- 1				
0- 0	0- 0	0- 0	NEUTRAL	0- 0	0- 0	0- 0				
6- 5	0- 0	0- 0	NON-CONFERENCE	0- 3	0- 1	6- 1				
5- 0	0- 0	0- 0	HOME	0- 0	0- 0	5- 0				
1- 5	0- 0	0- 0	AWAY	0- 3	0- 1	1- 1				
0- 0	0- 0	0- 0	NEUTRAL	0- 0	0- 0	0- 0				
0- 0	0- 0	0- 0	CONFERENCE	0- 0	0- 0	0- 0				
0- 0	0- 0	0- 0	HOME	0- 0	0- 0	0- 0				
0- 0	0- 0	0- 0	AWAY	0- 0	0- 0	0- 0				
0- 0	0- 0	0- 0	NEUTRAL	0- 0	0- 0	0- 0				

RPI 1-25				RPI 26-50				RPI 51-100				RPI 101+				Team's RPI: 157
RPI	S	Opponent	Score	RPI	S	Opponent	Score	RPI	S	Opponent	Score	RPI	S	Opponent	Score	
								66	A	Georgi a Tech	53 71	140	A	UAB	61 80	
								68	A	South Carol i na	50 80	219	A	Davi dson	81 78	
								88	A	Cl emson	48 87	233	H	El on	65 62	
												252	H	Wofford	94 70	
												272	H	UNC Greensboro	68 65	
												277	A	ETSU	64 95	
												297	H	Marshall I	74 52	
												338	H	Col . of Charleston	80 66	
LAST 12 Division I GAMES:																
252	H	Wofford	94 70	88	A	Cl emson	48 87	219	A	Davi dson	81 78					
68	A	South Carolina	50 80	272	H	UNC Greensboro	68 65	66	A	Georgi a Tech	53 71					
338	H	Col . of Charleston	80 66	140	A	UAB	61 80									
277	A	ETSU	64 95													
297	H	Marshall I	74 52													
233	H	El on	65 62													

Non-Div I Games:

Appalachian St.

Average RPI Win:	207	WON-LOST	WINNING	LAST 10	STRENGTH OF	OPP. STRENGTH	TEAM	ADJ.	CONF.	ADJ CONF.
Average RPI Loss:	129	RECORD	PCT. RANK	GAMES	SCHEDULE	OF SCHEDULE	RPI	RPI	RPI	RPI

DIV. I ONLY	10- 1	17	9-1	308	71	111	111	2	2
DIV. I NON-CONF.	10- 1	17	1- 0	308	71	111	111	2	2

TOTALS	RPI 1-25	RPI 26-50	W-L RECORDS	RPI 51-100	RPI 101-150	RPI 150+			
10- 1	0- 0	0- 0	OVERALL	3- 0	1- 1	6- 0			
6- 1	0- 0	0- 0	HOME	2- 0	1- 1	3- 0			
2- 0	0- 0	0- 0	AWAY	0- 0	0- 0	2- 0			
2- 0	0- 0	0- 0	NEUTRAL	1- 0	0- 0	1- 0			
10- 1	0- 0	0- 0	NON-CONFERENCE	3- 0	1- 1	6- 0			
6- 1	0- 0	0- 0	HOME	2- 0	1- 1	3- 0			
2- 0	0- 0	0- 0	AWAY	0- 0	0- 0	2- 0			
2- 0	0- 0	0- 0	NEUTRAL	1- 0	0- 0	1- 0			
0- 0	0- 0	0- 0	CONFERENCE	0- 0	0- 0	0- 0			
0- 0	0- 0	0- 0	HOME	0- 0	0- 0	0- 0			
0- 0	0- 0	0- 0	AWAY	0- 0	0- 0	0- 0			
0- 0	0- 0	0- 0	NEUTRAL	0- 0	0- 0	0- 0			

RPI 1-25	RPI 26-50	RPI 51-100	RPI 101+ Team's RPI: 111
RPI S Opponent Score	RPI S Opponent Score	RPI S Opponent Score	RPI S Opponent Score
		67 H Idaho St. 71 46	129 H Loyola Marymount 64 66
		79 H Montana 100 51	142 H Northern Ariz. 71 47
		91 N Portland 92 70	194 A San Diego St. 69 60
			273 A Long Beach St. 70 43
			294 H South Carolina St. 73 32
			298 H Incarnate Word 84 42
			308 H UTEP 62 40
			322 N Seattle U 84 54
LAST 12 Division I GAMES:			
273 A Long Beach St. 70 43	142 H Northern Ariz. 71 47		
79 H Montana 100 51	308 H UTEP 62 40		
194 A San Diego St. 69 60	322 N Seattle U 84 54		
298 H Incarnate Word 84 42	129 H Loyola Marymount 64 66		
294 H South Carolina St. 73 32	67 H Idaho St. 71 46		
91 N Portland 92 70			

Non-Div I Games:

Ari zona

Average RPI	Win: 134	WON-LOST RECORD	WINNING PCT. RANK	LAST 10 GAMES	STRENGTH OF SCHEDULE	OPP. STRENGTH OF SCHEDULE	TEAM RPI	ADJ. RPI	CONF. RPI	ADJ CONF. RPI
Average RPI	Loss: 10									
DIV. I ONLY	9- 2	41	8-2	63	17	24	24	2	2	
DIV. I NON-CONF.	9- 2	41	1- 0	63	17	24	24	2	2	

TOTALS	RPI 1-25	RPI 26-50	W-L RECORDS	RPI 51-100	RPI 101-150	RPI 150+				
9- 2	0- 2	1- 0	OVERALL	2- 0	3- 0	3- 0				
5- 1	0- 1	0- 0	HOME	1- 0	1- 0	3- 0				
2- 0	0- 0	1- 0	AWAY	0- 0	1- 0	0- 0				
2- 1	0- 1	0- 0	NEUTRAL	1- 0	1- 0	0- 0				
9- 2	0- 2	1- 0	NON-CONFERENCE	2- 0	3- 0	3- 0				
5- 1	0- 1	0- 0	HOME	1- 0	1- 0	3- 0				
2- 0	0- 0	1- 0	AWAY	0- 0	1- 0	0- 0				
2- 1	0- 1	0- 0	NEUTRAL	1- 0	1- 0	0- 0				
0- 0	0- 0	0- 0	CONFERENCE	0- 0	0- 0	0- 0				
0- 0	0- 0	0- 0	HOME	0- 0	0- 0	0- 0				
0- 0	0- 0	0- 0	AWAY	0- 0	0- 0	0- 0				
0- 0	0- 0	0- 0	NEUTRAL	0- 0	0- 0	0- 0				

RPI 1-25				RPI 26-50				RPI 51-100				RPI 101+			
RPI	S	Opponent	Score	RPI	S	Opponent	Score	RPI	S	Opponent	Score	RPI	S	Opponent	Score
9	N	Louisville	56 58	45	A	Arkansas	88 85	74	N	Kansas St.	65 51	119	H	Southern U.	69 47
10	H	Baylor	59 65					99	H	Fresno St.	68 52	123	A	Colorado St.	70 39
												127	N	Southern Ill.	82 38
												155	H	Louisiana Tech	80 44
												165	H	Tulsa	70 52
												298	H	Incarnate Word	81 43

LAST 12 Division I GAMES:															
123	A	Colorado St.	70 39	165	H	Tulsa	70 52	99	H	Fresno St.	68 52	74	N	Kansas St.	65 51
119	H	Southern U.	69 47					10	H	Baylor	59 65	298	H	Incarnate Word	81 43
155	H	Louisiana Tech	80 44												
127	N	Southern Ill.	82 38												
9	N	Louisville	56 58												
45	A	Arkansas	88 85												

Non-Div I Games:

Ari zona St.

Average RPI Win: 0
Average RPI Loss: 110

WON-LOST
RECORD

WINNING
PCT. RANK

LAST 10
GAMES

STRENGTH OF
SCHEDULE

OPP. STRENGTH
OF SCHEDULE

TEAM
RPI

ADJ.
RPI

CONF.
RPI

ADJ CONF.
RPI

DIV. I ONLY
DIV. I NON-CONF.

0- 3
0- 3

333
333

2-4
0- 0

2
2

278
278

190
190

190
190

25
25

25
25

TOTALS

RPI 1-25

RPI 26-50

W-L RECORDS

RPI 51-100

RPI 101-150

RPI 150+

0- 3
0- 0
0- 3
0- 0

0- 0
0- 0
0- 0
0- 0

0- 1
0- 0
0- 1
0- 0

OVERALL
HOME
AWAY
NEUTRAL

0- 1
0- 0
0- 1
0- 0

0- 0
0- 0
0- 0
0- 0

0- 1
0- 0
0- 1
0- 0

0- 3
0- 0
0- 3
0- 0

0- 0
0- 0
0- 0
0- 0

0- 1
0- 0
0- 1
0- 0

NON-CONFERENCE
HOME
AWAY
NEUTRAL

0- 1
0- 0
0- 1
0- 0

0- 0
0- 0
0- 0
0- 0

0- 1
0- 0
0- 1
0- 0

0- 0
0- 0
0- 0
0- 0

0- 0
0- 0
0- 0
0- 0

0- 0
0- 0
0- 0
0- 0

CONFERENCE
HOME
AWAY
NEUTRAL

0- 0
0- 0
0- 0
0- 0

0- 0
0- 0
0- 0
0- 0

0- 0
0- 0
0- 0
0- 0

RPI 1-25

RPI 26-50

RPI 51-100

RPI 101+

Team's RPI: 190

RPI S Opponent Score

RPI S Opponent Score

31 A Minnesota 42 84

RPI S Opponent Score

61 A Oregon St. 33 89

RPI S Opponent Score

237 A Wichita St. 39 76

LAST 12 Division I GAMES:

31 A Minnesota 42 84
61 A Oregon St. 33 89
237 A Wichita St. 39 76

Non-Div I Games:

Paul Quinn

68 52

Tougaloo

68 60

Philer Smith

48 53

Ark. -Pine Bluff

Loss, Non-Conf, S Site, Home A Away N Neutral

Average RPI Win:	175	WON-LOST	WINNING	LAST 10	STRENGTH OF	OPP. STRENGTH	TEAM	ADJ.	CONF.	ADJ CONF.
Average RPI Loss:	49	RECORD	PCT. RANK	GAMES	SCHEDULE	OF SCHEDULE	RPI	RPI	RPI	RPI
DIV. I ONLY	10- 3	65	8-2	117	83	45	45	6	6	
DIV. I NON-CONF.	10- 3	65	1- 0	117	83	45	45	6	6	

TOTALS	RPI 1-25	RPI 26-50	W-L RECORDS	RPI 51-100	RPI 101-150	RPI 150+				
10- 3	0- 2	0- 0	OVERALL	1- 0	4- 1	5- 0				
5- 1	0- 1	0- 0	HOME	1- 0	2- 0	2- 0				
3- 1	0- 1	0- 0	AWAY	0- 0	2- 0	1- 0				
2- 1	0- 0	0- 0	NEUTRAL	0- 0	0- 1	2- 0				
10- 3	0- 2	0- 0	NON-CONFERENCE	1- 0	4- 1	5- 0				
5- 1	0- 1	0- 0	HOME	1- 0	2- 0	2- 0				
3- 1	0- 1	0- 0	AWAY	0- 0	2- 0	1- 0				
2- 1	0- 0	0- 0	NEUTRAL	0- 0	0- 1	2- 0				
0- 0	0- 0	0- 0	CONFERENCE	0- 0	0- 0	0- 0				
0- 0	0- 0	0- 0	HOME	0- 0	0- 0	0- 0				
0- 0	0- 0	0- 0	AWAY	0- 0	0- 0	0- 0				
0- 0	0- 0	0- 0	NEUTRAL	0- 0	0- 0	0- 0				

RPI 1-25				RPI 26-50				RPI 51-100				RPI 101+			
RPI	S	Opponent	Score	RPI	S	Opponent	Score	RPI	S	Opponent	Score	RPI	S	Opponent	Score
8	A	Iowa St.	82 91					85	H	Tennessee Tech	65 42	112	H	Nebraska	84 80
24	H	Arizona St.	85 88									115	N	Pittsburgh	54 61
												124	H	Oral Roberts	74 61
												135	A	Abilene Christian	80 68
												138	A	UT Arlington	66 65
												165	A	Tulsa	61 59
												175	N	Wisconsin	69 68
												177	H	Prairie View	71 44
												301	N	Tennessee St.	79 55
												335	H	Northwestern St.	98 53
LAST 12 Division I GAMES:															
112	H	Nebraska	84 80	165	A	Tulsa	61 59								
177	H	Prairie View	71 44	175	N	Wisconsin	69 68								
135	A	Abilene Christian	80 68	115	N	Pittsburgh	54 61								
85	H	Tennessee Tech	65 42	301	N	Tennessee St.	79 55								
8	A	Iowa St.	82 91	24	H	Arizona St.	85 88								
124	H	Oral Roberts	74 61	138	A	UT Arlington	66 65								

Non-Div I Games:

Arkansas

Average RPI	Win:	259	WON-LOST	WINNING	LAST 10	STRENGTH OF	OPP. STRENGTH	TEAM	ADJ.	CONF.	ADJ CONF.
Average RPI	Loss:	84	RECORD	PCT. RANK	GAMES	SCHEDULE	OF SCHEDULE	RPI	RPI	RPI	RPI
DIV. I ONLY		5- 5		159	5-5	195	156	186	186	19	19
DIV. I NON-CONF.		5- 5		159	0- 1	195	156	186	186	19	19

TOTALS	RPI 1-25		RPI 26-50		W-L RECORDS	RPI 51-100		RPI 101-150		RPI 150+	
5- 5	0- 0		0- 2		OVERALL	0- 1		0- 1		5- 1	
4- 1	0- 0		0- 0		HOME	0- 0		0- 0		4- 1	
1- 4	0- 0		0- 2		AWAY	0- 1		0- 1		1- 0	
0- 0	0- 0		0- 0		NEUTRAL	0- 0		0- 0		0- 0	
5- 5	0- 0		0- 2		NON-CONFERENCE	0- 1		0- 1		5- 1	
4- 1	0- 0		0- 0		HOME	0- 0		0- 0		4- 1	
1- 4	0- 0		0- 2		AWAY	0- 1		0- 1		1- 0	
0- 0	0- 0		0- 0		NEUTRAL	0- 0		0- 0		0- 0	
0- 0	0- 0		0- 0		CONFERENCE	0- 0		0- 0		0- 0	
0- 0	0- 0		0- 0		HOME	0- 0		0- 0		0- 0	
0- 0	0- 0		0- 0		AWAY	0- 0		0- 0		0- 0	
0- 0	0- 0		0- 0		NEUTRAL	0- 0		0- 0		0- 0	

RPI 1-25				RPI 26-50				RPI 51-100				RPI 101+ Team's RPI: 186			
RPI	S	Opponent	Score	RPI	S	Opponent	Score	RPI	S	Opponent	Score	RPI	S	Opponent	Score
				36	A	Texas A&M	56 97	72	A	UT Martin	91 97	109	A	Oklahoma St.	60 62
				49	A	Belmont	55 74					155	H	Louisiana Tech	70 80
												165	H	Tulsa	73 60
												267	H	Murray St.	74 63
												270	H	Mississippi Val.	60 57
												287	H	Memphis	77 66
												308	A	UTEP	67 66

LAST 12 Division I GAMES:															
				270	H	Mississippi Val.	60 57	49	A	Belmont	55 74				
				165	H	Tulsa	73 60	72	A	UT Martin	91 97				
				308	A	UTEP	67 66	287	H	Memphis	77 66				
				267	H	Murray St.	74 63	109	A	Oklahoma St.	60 62				
				36	A	Texas A&M	56 97								
				155	H	Louisiana Tech	70 80								

Non-Div I Games:

Arkansas St.

Average RPI Win:	333	WON-LOST	WINNING	LAST 10	STRENGTH OF	OPP. STRENGTH	TEAM	ADJ.	CONF.	ADJ CONF.
Average RPI Loss:	166	RECORD	PCT. RANK	GAMES	SCHEDULE	OF SCHEDULE	RPI	RPI	RPI	RPI
DIV. I ONLY	4- 6	212	4-6	333	268	317	317	26	26	
DIV. I NON-CONF.	4- 6	212	0- 1	333	268	317	317	26	26	

TOTALS	RPI 1-25	RPI 26-50	W-L RECORDS	RPI 51-100	RPI 101-150	RPI 150+				
4- 6	0- 0	0- 0	OVERALL	0- 2	0- 1	4- 3				
2- 3	0- 0	0- 0	HOME	0- 1	0- 1	2- 1				
2- 3	0- 0	0- 0	AWAY	0- 1	0- 0	2- 2				
0- 0	0- 0	0- 0	NEUTRAL	0- 0	0- 0	0- 0				
4- 6	0- 0	0- 0	NON-CONFERENCE	0- 2	0- 1	4- 3				
2- 3	0- 0	0- 0	HOME	0- 1	0- 1	2- 1				
2- 3	0- 0	0- 0	AWAY	0- 1	0- 0	2- 2				
0- 0	0- 0	0- 0	NEUTRAL	0- 0	0- 0	0- 0				
0- 0	0- 0	0- 0	CONFERENCE	0- 0	0- 0	0- 0				
0- 0	0- 0	0- 0	HOME	0- 0	0- 0	0- 0				
0- 0	0- 0	0- 0	AWAY	0- 0	0- 0	0- 0				
0- 0	0- 0	0- 0	NEUTRAL	0- 0	0- 0	0- 0				

RPI 1-25				RPI 26-50				RPI 51-100				RPI 101+ Team's RPI: 317			
RPI	S	Opponent	Score	RPI	S	Opponent	Score	RPI	S	Opponent	Score	RPI	S	Opponent	Score
								76	A	TCU	38 63	121	H	Yale	51 62
								80	H	St. John's (NY)	49 60	191	H	Air Force	60 71
												246	A	Binghamton	47 60
												279	A	Columbia	49 70
												304	H	St. Francis Brooklyn	69 57
												334	A	Wagner	61 46
												344	H	Fairleigh Dickinson	62 40
												350	A	LIU Brooklyn	57 42
LAST 12 Division I GAMES:															
								76	A	TCU	38 63	121	H	Yale	51 62
								304	H	St. Francis Brooklyn	69 57	334	A	Wagner	61 46
								246	A	Binghamton	47 60	344	H	Fairleigh Dickinson	62 40
								191	H	Air Force	60 71	350	A	LIU Brooklyn	57 42
								80	H	St. John's (NY)	49 60				
								279	A	Columbia	49 70				

Non-Div I Games:

Army West Point

Average RPI Win: 168
 Average RPI Loss: 8

WON-LOST RECORD WINNING PCT. RANK LAST 10 GAMES

STRENGTH OF SCHEDULE OPP. STRENGTH OF SCHEDULE TEAM RPI ADJ. RPI CONF. RPI ADJ CONF. RPI

DIV. I ONLY	9- 1	25	9-1	155	50	23	23	6	6
DIV. I NON-CONF.	9- 1	25	1- 0	155	50	23	23	6	6

TOTALS	RPI 1-25	RPI 26-50	W-L RECORDS	RPI 51-100	RPI 101-150	RPI 150+			
9- 1	1- 1	1- 0	OVERALL	0- 0	1- 0	6- 0			
5- 0	0- 0	0- 0	HOME	0- 0	1- 0	4- 0			
2- 1	1- 1	0- 0	AWAY	0- 0	0- 0	1- 0			
2- 0	0- 0	1- 0	NEUTRAL	0- 0	0- 0	1- 0			
9- 1	1- 1	1- 0	NON-CONFERENCE	0- 0	1- 0	6- 0			
5- 0	0- 0	0- 0	HOME	0- 0	1- 0	4- 0			
2- 1	1- 1	0- 0	AWAY	0- 0	0- 0	1- 0			
2- 0	0- 0	1- 0	NEUTRAL	0- 0	0- 0	1- 0			
0- 0	0- 0	0- 0	CONFERENCE	0- 0	0- 0	0- 0			
0- 0	0- 0	0- 0	HOME	0- 0	0- 0	0- 0			
0- 0	0- 0	0- 0	AWAY	0- 0	0- 0	0- 0			
0- 0	0- 0	0- 0	NEUTRAL	0- 0	0- 0	0- 0			

RPI 1-25	Team's RPI: 23	RPI 26-50	RPI 51-100	RPI 101+
RPI S Opponent Score	RPI S Opponent Score	RPI S Opponent Score	RPI S Opponent Score	RPI S Opponent Score
8 A Iowa St. 64 67	37 N North Carolina 86 81			122 H Grambling 97 48
25 A New Mexico 79 76				167 H Oklahoma 95 79
				174 N Coastal Caro. 84 78
				179 H Nicholls St. 80 59
				192 H Samford 73 46
				280 A Saint Joseph's 81 70
				336 H Louisiana 71 59
LAST 12 Division I GAMES:				
280 A Saint Joseph's 81 70	25 A New Mexico 79 76	8 A Iowa St. 64 67	37 N North Carolina 86 81	174 N Coastal Caro. 84 78
167 H Oklahoma 95 79				192 H Samford 73 46
336 H Louisiana 71 59				
179 H Nicholls St. 80 59				
122 H Grambling 97 48				

Non-Div I Games: Xavier (LA) 77 58

Auburn

Average RPI Win:	288	WON-LOST	WINNING	LAST 10	STRENGTH OF	OPP. STRENGTH	TEAM	ADJ.	CONF.	ADJ CONF.
Average RPI Loss:	238	RECORD	PCT. RANK	GAMES	SCHEDULE	OF SCHEDULE	RPI	RPI	RPI	RPI
DIV. I ONLY	3- 6	240	5-5	351	214	346	346	21	21	
DIV. I NON-CONF.	3- 6	240	0- 0	351	214	346	346	21	21	

TOTALS	RPI 1-25	RPI 26-50	W-L RECORDS	RPI 51-100	RPI 101-150	RPI 150+				
3- 6	0- 0	0- 0	OVERALL	0- 0	0- 1	3- 5				
3- 1	0- 0	0- 0	HOME	0- 0	0- 0	3- 1				
0- 5	0- 0	0- 0	AWAY	0- 0	0- 1	0- 4				
0- 0	0- 0	0- 0	NEUTRAL	0- 0	0- 0	0- 0				
3- 6	0- 0	0- 0	NON-CONFERENCE	0- 0	0- 1	3- 5				
3- 1	0- 0	0- 0	HOME	0- 0	0- 0	3- 1				
0- 5	0- 0	0- 0	AWAY	0- 0	0- 1	0- 4				
0- 0	0- 0	0- 0	NEUTRAL	0- 0	0- 0	0- 0				
0- 0	0- 0	0- 0	CONFERENCE	0- 0	0- 0	0- 0				
0- 0	0- 0	0- 0	HOME	0- 0	0- 0	0- 0				
0- 0	0- 0	0- 0	AWAY	0- 0	0- 0	0- 0				
0- 0	0- 0	0- 0	NEUTRAL	0- 0	0- 0	0- 0				

RPI 1-25				RPI 26-50				RPI 51-100				RPI 101+				Team's RPI: 346
RPI	S	Opponent	Score	RPI	S	Opponent	Score	RPI	S	Opponent	Score	RPI	S	Opponent	Score	
												130	A	Cincinnati	48	69
												171	A	Vanderbilt	70	99
												234	H	Alabama A&M	75	58
												247	A	Illinois St.	49	61
												262	A	Western Ill.	72	77
												270	H	Mississippi Val.	89	95
												314	H	Lipscomb	70	58
												315	H	Northern Ky.	52	48
												347	A	Evansville	52	56
LAST 12 Division I GAMES:																
												234	H	Alabama A&M	75	58
												247	A	Illinois St.	49	61
												262	A	Western Ill.	72	77
												314	H	Lipscomb	70	58
												315	H	Northern Ky.	52	48
												270	H	Mississippi Val.	89	95

Non-Div I Games: Christian Bros. 100 62 Trevecca Nazarene 90 78

Austin Peay

Average RPI Win:	167	WON-LOST	WINNING	LAST 10	STRENGTH OF	OPP. STRENGTH	TEAM	ADJ.	CONF.	ADJ CONF.
Average RPI Loss:	105	RECORD	PCT. RANK	GAMES	SCHEDULE	OF SCHEDULE	RPI	RPI	RPI	RPI
DIV. I ONLY	8- 3	71	7-3	120	96	53	53	7	7	
DIV. I NON-CONF.	8- 3	71	1- 0	120	96	53	53	7	7	

TOTALS	RPI 1-25	RPI 26-50	W-L RECORDS	RPI 51-100	RPI 101-150	RPI 150+				
8- 3	0- 1	0- 0	OVERALL	3- 0	1- 1	4- 1				
4- 1	0- 1	0- 0	HOME	1- 0	1- 0	2- 0				
2- 2	0- 0	0- 0	AWAY	1- 0	0- 1	1- 1				
2- 0	0- 0	0- 0	NEUTRAL	1- 0	0- 0	1- 0				
8- 3	0- 1	0- 0	NON-CONFERENCE	3- 0	1- 1	4- 1				
4- 1	0- 1	0- 0	HOME	1- 0	1- 0	2- 0				
2- 2	0- 0	0- 0	AWAY	1- 0	0- 1	1- 1				
2- 0	0- 0	0- 0	NEUTRAL	1- 0	0- 0	1- 0				
0- 0	0- 0	0- 0	CONFERENCE	0- 0	0- 0	0- 0				
0- 0	0- 0	0- 0	HOME	0- 0	0- 0	0- 0				
0- 0	0- 0	0- 0	AWAY	0- 0	0- 0	0- 0				
0- 0	0- 0	0- 0	NEUTRAL	0- 0	0- 0	0- 0				

RPI	S	Opponent	Score	RPI	S	Opponent	Score	RPI	S	Opponent	Score	RPI	S	Opponent	Score
6	H	Cal i forni a	52 70					76	N	TCU	61 58	101	A	Utah	67 78
								78	H	Northern Colo.	70 50	123	H	Colorado St.	51 42
								84	A	Utah St.	62 57	168	H	UC Ri versi de	72 70
												208	A	Southern Utah	64 67
												261	H	Eastern Wash.	80 65
												265	N	Cal i forni a Bapti st	76 69
												282	A	Utah Val ley	77 51

LAST 12 Di vi si on I GAMES:															
78	H	Northern Colo.	70 50	208	A	Southern Utah	64 67								
123	H	Colorado St.	51 42	265	N	Cal i forni a Bapti st	76 69								
101	A	Utah	67 78	76	N	TCU	61 58								
282	A	Utah Val ley	77 51	84	A	Utah St.	62 57								
168	H	UC Ri versi de	72 70	261	H	Eastern Wash.	80 65								
				6	H	Cal i forni a	52 70								

Non-Di v I Games:

BYU

Average RPI	Win:	215	WON-LOST	WINNING	LAST 10	STRENGTH OF	OPP. STRENGTH	TEAM	ADJ.	CONF.	ADJ CONF.
Average RPI	Loss:	99	RECORD	PCT. RANK	GAMES	SCHEDULE	OF SCHEDULE	RPI	RPI	RPI	RPI
DIV. I ONLY			4- 7	229	4-6	269	11	256	256	10	10
DIV. I NON-CONF.			4- 7	229	0- 1	269	11	256	256	10	10

TOTALS	RPI 1-25		RPI 26-50		W-L RECORDS	RPI 51-100		RPI 101-150		RPI 150+	
4- 7	0- 0		0- 2		OVERALL	0- 2		1- 1		3- 2	
3- 2	0- 0		0- 0		HOME	0- 1		1- 0		2- 1	
1- 2	0- 0		0- 1		AWAY	0- 0		0- 0		1- 1	
0- 3	0- 0		0- 1		NEUTRAL	0- 1		0- 1		0- 0	
4- 7	0- 0		0- 2		NON-CONFERENCE	0- 2		1- 1		3- 2	
3- 2	0- 0		0- 0		HOME	0- 1		1- 0		2- 1	
1- 2	0- 0		0- 1		AWAY	0- 0		0- 0		1- 1	
0- 3	0- 0		0- 1		NEUTRAL	0- 1		0- 1		0- 0	
0- 0	0- 0		0- 0		CONFERENCE	0- 0		0- 0		0- 0	
0- 0	0- 0		0- 0		HOME	0- 0		0- 0		0- 0	
0- 0	0- 0		0- 0		AWAY	0- 0		0- 0		0- 0	
0- 0	0- 0		0- 0		NEUTRAL	0- 0		0- 0		0- 0	

RPI 1-25				RPI 26-50				RPI 51-100				RPI 101+				Team's RPI: 256	
RPI	S	Opponent	Score	RPI	S	Opponent	Score	RPI	S	Opponent	Score	RPI	S	Opponent	Score		
				32	A	Butler	47 64	62	N	Qui nni pi ac	66 69	130	H	Ci nci nnati	75 63		
				43	N	Duke	62 79	77	H	Purdue	38 80	145	N	Fordham	70 78		
												163	A	Missouri St.	54 74		
												166	A	Western Ky.	86 83		
												171	H	Vanderbil t	43 60		
												264	H	Cleveland St.	67 62		
												301	H	Tennessee St.	90 51		
LAST 12 Division I GAMES:																	
				62	N	Qui nni pi ac	66 69	32	A	Butler	47 64						
				43	N	Duke	62 79	130	H	Ci nci nnati	75 63						
				301	H	Tennessee St.	90 51	145	N	Fordham	70 78						
				166	A	Western Ky.	86 83	163	A	Missouri St.	54 74						
				171	H	Vanderbil t	43 60	264	H	Cleveland St.	67 62						
								77	H	Purdue	38 80						

Non-Div I Games:

Ball St.

Average RPI Win: 128
Average RPI Loss: 5

WON-LOST
RECORD

WINNING
PCT. RANK

LAST 10
GAMES

STRENGTH OF
SCHEDULE

OPP. STRENGTH
OF SCHEDULE

TEAM
RPI

ADJ.
RPI

CONF.
RPI

ADJ CONF.
RPI

DIV. I ONLY	8- 1	32	8-1	81	8	10	10	5	5
DIV. I NON-CONF.	8- 1	32	0- 1	81	8	10	10	5	5
TOTALS	RPI 1-25	RPI 26-50	W-L RECORDS	RPI 51-100	RPI 101-150	RPI 150+			
8- 1	1- 1	1- 0	OVERALL	1- 0	2- 0	3- 0			
4- 0	0- 0	0- 0	HOME	0- 0	1- 0	3- 0			
2- 1	1- 1	0- 0	AWAY	1- 0	0- 0	0- 0			
2- 0	0- 0	1- 0	NEUTRAL	0- 0	1- 0	0- 0			
8- 1	1- 1	1- 0	NON-CONFERENCE	1- 0	2- 0	3- 0			
4- 0	0- 0	0- 0	HOME	0- 0	1- 0	3- 0			
2- 1	1- 1	0- 0	AWAY	1- 0	0- 0	0- 0			
2- 0	0- 0	1- 0	NEUTRAL	0- 0	1- 0	0- 0			
0- 0	0- 0	0- 0	CONFERENCE	0- 0	0- 0	0- 0			
0- 0	0- 0	0- 0	HOME	0- 0	0- 0	0- 0			
0- 0	0- 0	0- 0	AWAY	0- 0	0- 0	0- 0			
0- 0	0- 0	0- 0	NEUTRAL	0- 0	0- 0	0- 0			

RPI	S	Opponent	Score	RPI	S	Opponent	Score	RPI	S	Opponent	Score	RPI	S	Opponent	Score
5	A	Stanford	63 68	35	N	South Dakota St.	72 66	68	A	South Carolina	94 69	119	H	Southern U.	94 49
24	A	Arizona St.	65 59									148	N	Georgetown	67 46
												179	H	Nicholls St.	100 39
												209	H	Morehead St.	96 58
												241	H	Saint Francis (PA)	116 58
LAST 12 Division I GAMES:															
5	A	Stanford	63 68	24	A	Arizona St.	65 59	209	H	Morehead St.	96 58	241	H	Saint Francis (PA)	116 58
68	A	South Carolina	94 69	179	H	Nicholls St.	100 39								
148	N	Georgetown	67 46												
35	N	South Dakota St.	72 66												
119	H	Southern U.	94 49												

Non-Div I Games:

Bayl or

Average RPI	Win:	179	WON-LOST	WINNING	LAST 10	STRENGTH OF	OPP. STRENGTH	TEAM	ADJ.	CONF.	ADJ CONF.
Average RPI	Loss:	54	RECORD	PCT. RANK	GAMES	SCHEDULE	OF SCHEDULE	RPI	RPI	RPI	RPI
DIV. I ONLY		7- 3		80	7-3	133	58	49	49	21	21
DIV. I NON-CONF.		7- 3		80	1- 0	133	58	49	49	21	21
<hr/>											
TOTALS	RPI 1-25		RPI 26-50		W-L RECORDS	RPI 51-100		RPI 101-150		RPI 150+	
7- 3	0- 1		1- 0		OVERALL	1- 2		1- 0		4- 0	
3- 1	0- 0		0- 0		HOME	0- 1		0- 0		3- 0	
4- 2	0- 1		1- 0		AWAY	1- 1		1- 0		1- 0	
0- 0	0- 0		0- 0		NEUTRAL	0- 0		0- 0		0- 0	
7- 3	0- 1		1- 0		NON-CONFERENCE	1- 2		1- 0		4- 0	
3- 1	0- 0		0- 0		HOME	0- 1		0- 0		3- 0	
4- 2	0- 1		1- 0		AWAY	1- 1		1- 0		1- 0	
0- 0	0- 0		0- 0		NEUTRAL	0- 0		0- 0		0- 0	
0- 0	0- 0		0- 0		CONFERENCE	0- 0		0- 0		0- 0	
0- 0	0- 0		0- 0		HOME	0- 0		0- 0		0- 0	
0- 0	0- 0		0- 0		AWAY	0- 0		0- 0		0- 0	
0- 0	0- 0		0- 0		NEUTRAL	0- 0		0- 0		0- 0	

RPI 1-25				RPI 26-50				Team's RPI: 49				RPI 51-100				RPI 101+			
RPI	S	Opponent	Score	RPI	S	Opponent	Score	RPI	S	Opponent	Score	RPI	S	Opponent	Score	RPI	S	Opponent	Score
4	A	NC State	62 77	50	A	Middle Tenn.	45 38	70	H	Toledo	69 78	134	A	Chattanooga	67 51				
								86	A	Wright St.	79 63	165	H	Tulsa	78 53				
								88	A	Clemson	62 65	186	H	Arkansas St.	74 55				
												314	H	Lipscomb	83 43				
												315	A	Northern Ky.	71 53				
LAST 12 Division I GAMES:																			
				88	A	Clemson	62 65	186	H	Arkansas St.	74 55								
				70	H	Toledo	69 78	134	A	Chattanooga	67 51								
				315	A	Northern Ky.	71 53	314	H	Lipscomb	83 43								
				50	A	Middle Tenn.	45 38	4	A	NC State	62 77								
				86	A	Wright St.	79 63												
				165	H	Tulsa	78 53												

Non-Div I Games:

Belmont

Average RPI Win:	271	WON-LOST	WINNING	LAST 10	STRENGTH OF	OPP. STRENGTH	TEAM	ADJ.	CONF.	ADJ CONF.
Average RPI Loss:	194	RECORD	PCT. RANK	GAMES	SCHEDULE	OF SCHEDULE	RPI	RPI	RPI	RPI
DIV. I ONLY	5- 4	140	6-4	324	186	227	227	32	32	
DIV. I NON-CONF.	5- 4	140	0- 1	324	186	227	227	32	32	

TOTALS	RPI 1-25	RPI 26-50	W-L RECORDS	RPI 51-100	RPI 101-150	RPI 150+				
5- 4	0- 0	0- 0	OVERALL	0- 0	0- 0	5- 4				
3- 0	0- 0	0- 0	HOME	0- 0	0- 0	3- 0				
1- 4	0- 0	0- 0	AWAY	0- 0	0- 0	1- 4				
1- 0	0- 0	0- 0	NEUTRAL	0- 0	0- 0	1- 0				
5- 4	0- 0	0- 0	NON-CONFERENCE	0- 0	0- 0	5- 4				
3- 0	0- 0	0- 0	HOME	0- 0	0- 0	3- 0				
1- 4	0- 0	0- 0	AWAY	0- 0	0- 0	1- 4				
1- 0	0- 0	0- 0	NEUTRAL	0- 0	0- 0	1- 0				
0- 0	0- 0	0- 0	CONFERENCE	0- 0	0- 0	0- 0				
0- 0	0- 0	0- 0	HOME	0- 0	0- 0	0- 0				
0- 0	0- 0	0- 0	AWAY	0- 0	0- 0	0- 0				
0- 0	0- 0	0- 0	NEUTRAL	0- 0	0- 0	0- 0				

RPI 1-25				RPI 26-50				RPI 51-100				RPI 101+ Team's RPI: 227			
RPI	S	Opponent	Score	RPI	S	Opponent	Score	RPI	S	Opponent	Score	RPI	S	Opponent	Score
												153	A	South Fla.	39 88
												169	A	Georgia St.	57 62
												224	A	Ga. Southern	76 77
												229	A	Florida	53 64
												232	A	Jacksonville	58 56
												236	N	Kennesaw St.	64 61
												281	H	North Florida	76 60
												284	H	Liberty	81 76
												320	H	FIU	68 57
LAST 12 Division I GAMES:															
224	A	Ga. Southern	76 77	169	A	Georgia St.	57 62								
320	H	FIU	68 57	236	N	Kennesaw St.	64 61								
153	A	South Fla.	39 88	281	H	North Florida	76 60								
284	H	Liberty	81 76	229	A	Florida	53 64								
				232	A	Jacksonville	58 56								

Non-Div I Games: Flagler 74 59 Edward Waters 73 46

Bethune-Cookman

Average RPI Win:	288	WON-LOST	WINNING	LAST 10	STRENGTH OF	OPP. STRENGTH	TEAM	ADJ.	CONF.	ADJ CONF.
Average RPI Loss:	158	RECORD	PCT. RANK	GAMES	SCHEDULE	OF SCHEDULE	RPI	RPI	RPI	RPI
DIV. I ONLY	3- 7	252	3-7	97	302	246	246	23	23	
DIV. I NON-CONF.	3- 7	252	0- 1	97	302	246	246	23	23	

TOTALS	RPI 1-25	RPI 26-50	W-L RECORDS	RPI 51-100	RPI 101-150	RPI 150+				
3- 7	0- 2	0- 0	OVERALL	0- 1	0- 0	3- 4				
3- 2	0- 0	0- 0	HOME	0- 0	0- 0	3- 2				
0- 5	0- 2	0- 0	AWAY	0- 1	0- 0	0- 2				
0- 0	0- 0	0- 0	NEUTRAL	0- 0	0- 0	0- 0				
3- 7	0- 2	0- 0	NON-CONFERENCE	0- 1	0- 0	3- 4				
3- 2	0- 0	0- 0	HOME	0- 0	0- 0	3- 2				
0- 5	0- 2	0- 0	AWAY	0- 1	0- 0	0- 2				
0- 0	0- 0	0- 0	NEUTRAL	0- 0	0- 0	0- 0				
0- 0	0- 0	0- 0	CONFERENCE	0- 0	0- 0	0- 0				
0- 0	0- 0	0- 0	HOME	0- 0	0- 0	0- 0				
0- 0	0- 0	0- 0	AWAY	0- 0	0- 0	0- 0				
0- 0	0- 0	0- 0	NEUTRAL	0- 0	0- 0	0- 0				

RPI 1-25				RPI 26-50				RPI 51-100				RPI 101+ Team's RPI: 246			
RPI	S	Opponent	Score	RPI	S	Opponent	Score	RPI	S	Opponent	Score	RPI	S	Opponent	Score
1	A	Notre Dame	53 103					63	A	Ohio	49 86	164	H	Lehigh	55 65
12	A	Marquette	40 93									202	H	Cornell	72 61
												244	H	Rider	57 62
												290	A	Niagara	72 79
												317	H	Army West Point	60 47
												331	A	Lafayette	50 59
												344	H	Fairleigh Dickinson	73 54

LAST 12 Division I GAMES:															
12	A	Marquette	40 93	244	H	Rider	57 62								
1	A	Notre Dame	53 103	290	A	Niagara	72 79								
331	A	Lafayette	50 59	344	H	Fairleigh Dickinson	73 54								
202	H	Cornell	72 61	317	H	Army West Point	60 47								
				164	H	Lehigh	55 65								
				63	A	Ohio	49 86								

Non-Div I Games: Charleston (WV) 69 62 Caldwell 73 54

Binghamton

Average RPI Win: 168

Average RPI Loss: 73

WON-LOST
RECORDWINNING
PCT. RANKLAST 10
GAMESSTRENGTH OF
SCHEDULEOPP. STRENGTH
OF SCHEDULETEAM
RPIADJ.
RPICONF.
RPIADJ CONF.
RPIDIV. I ONLY
DIV. I NON-CONF.7- 2
7- 259
598-2
1- 0230
23016
1682
8282
829
99
9

TOTALS

RPI 1-25

RPI 26-50

W-L RECORDS

RPI 51-100

RPI 101-150

RPI 150+

7- 2

0- 1

0- 0

OVERALL

2- 0

2- 1

3- 0

3- 1

0- 1

0- 0

HOME

0- 0

1- 0

2- 0

1- 1

0- 0

0- 0

AWAY

1- 0

0- 1

0- 0

3- 0

0- 0

0- 0

NEUTRAL

1- 0

1- 0

1- 0

7- 2

0- 1

0- 0

NON-CONFERENCE

2- 0

2- 1

3- 0

3- 1

0- 1

0- 0

HOME

0- 0

1- 0

2- 0

1- 1

0- 0

0- 0

AWAY

1- 0

0- 1

0- 0

3- 0

0- 0

0- 0

NEUTRAL

1- 0

1- 0

1- 0

0- 0

0- 0

0- 0

CONFERENCE

0- 0

0- 0

0- 0

0- 0

0- 0

0- 0

HOME

0- 0

0- 0

0- 0

0- 0

0- 0

0- 0

AWAY

0- 0

0- 0

0- 0

0- 0

0- 0

0- 0

NEUTRAL

0- 0

0- 0

0- 0

RPI 1-25

RPI 26-50

RPI 51-100 Team's RPI: 82

RPI 101+

RPI	S	Opponent	Score
9	H	Louisville	55 74

RPI	S	Opponent	Score
-----	---	----------	-------

RPI	S	Opponent	Score
71	N	UNI	61 60
100	A	Washington	73 69

RPI	S	Opponent	Score
136	A	Washington St.	71 95
146	H	CSUN	74 63
147	N	Idaho	91 85
208	H	Southern Utah	88 53
241	N	Saint Francis (PA)	78 64
261	H	Eastern Wash.	67 55

LAST 12 Division I GAMES:

100	A	Washington	73	69
208	H	Southern Utah	88	53
241	N	Saint Francis (PA)	78	64
261	H	Eastern Wash.	67	55

136	A	Washington St.	71	95
71	N	UNI	61	60
147	N	Idaho	91	85
9	H	Louisville	55	74
146	H	CSUN	74	63

Non-Div I Games: Southern Ore. 91 46 Northwest Chrst. 93 26

Boi se St.

Average RPI	Win:	223	WON-LOST	WINNING	LAST 10	STRENGTH OF	OPP. STRENGTH	TEAM	ADJ.	CONF.	ADJ CONF.
Average RPI	Loss:	82	RECORD	PCT. RANK	GAMES	SCHEDULE	OF SCHEDULE	RPI	RPI	RPI	RPI
DIV. I ONLY		10- 2		36	8-2	178	205	89	89	1	1
DIV. I NON-CONF.		10- 2		36	1- 0	178	205	89	89	1	1

TOTALS	RPI 1-25		RPI 26-50		W-L RECORDS	RPI 51-100		RPI 101-150		RPI 150+	
10- 2	0- 0		0- 1		OVERALL	0- 0		2- 1		8- 0	
6- 2	0- 0		0- 1		HOME	0- 0		0- 1		6- 0	
2- 0	0- 0		0- 0		AWAY	0- 0		2- 0		0- 0	
2- 0	0- 0		0- 0		NEUTRAL	0- 0		0- 0		2- 0	
10- 2	0- 0		0- 1		NON-CONFERENCE	0- 0		2- 1		8- 0	
6- 2	0- 0		0- 1		HOME	0- 0		0- 1		6- 0	
2- 0	0- 0		0- 0		AWAY	0- 0		2- 0		0- 0	
2- 0	0- 0		0- 0		NEUTRAL	0- 0		0- 0		2- 0	
0- 0	0- 0		0- 0		CONFERENCE	0- 0		0- 0		0- 0	
0- 0	0- 0		0- 0		HOME	0- 0		0- 0		0- 0	
0- 0	0- 0		0- 0		AWAY	0- 0		0- 0		0- 0	
0- 0	0- 0		0- 0		NEUTRAL	0- 0		0- 0		0- 0	

RPI	S	Opponent	Score	RPI	S	Opponent	Score	RPI	S	Opponent	Score	RPI	S	Opponent	Score
				31	H	Minnesota	69 77					114	A	Houston	64 57
												131	A	Rhode Island	88 64
												133	H	Providence	57 61
												172	H	Campbell	76 56
												199	H	Holy Cross	89 63
												207	H	Boston U.	78 51
												244	N	Rider	112 61
												276	H	Bryant	83 46
												279	H	Columbia	74 60
												286	H	Saint Peter's	89 57
												323	N	Loyola Maryland	73 47
LAST 12 Division I GAMES:															
172	H	Campbell	76 56	244	N	Rider	112 61								
207	H	Boston U.	78 51	323	N	Loyola Maryland	73 47								
31	H	Minnesota	69 77	114	A	Houston	64 57								
276	H	Bryant	83 46	199	H	Holy Cross	89 63								
279	H	Columbia	74 60	286	H	Saint Peter's	89 57								
133	H	Providence	57 61	131	A	Rhode Island	88 64								

Non-Div I Games:

Boston College

Average RPI	Win:	261	WON-LOST	WINNING	LAST 10	STRENGTH OF	OPP. STRENGTH	TEAM	ADJ.	CONF.	ADJ CONF.
Average RPI	Loss:	139	RECORD	PCT. RANK	GAMES	SCHEDULE	OF SCHEDULE	RPI	RPI	RPI	RPI
DIV. I ONLY		4- 6	212	4-6	160	240	207	207	26	26	
DIV. I NON-CONF.		4- 6	212	0- 1	160	240	207	207	26	26	

TOTALS	RPI 1-25		RPI 26-50		W-L RECORDS	RPI 51-100		RPI 101-150		RPI 150+	
4- 6	0- 0		0- 1		OVERALL	0- 2		0- 1		4- 2	
4- 0	0- 0		0- 0		HOME	0- 0		0- 0		4- 0	
0- 6	0- 0		0- 1		AWAY	0- 2		0- 1		0- 2	
0- 0	0- 0		0- 0		NEUTRAL	0- 0		0- 0		0- 0	
4- 6	0- 0		0- 1		NON-CONFERENCE	0- 2		0- 1		4- 2	
4- 0	0- 0		0- 0		HOME	0- 0		0- 0		4- 0	
0- 6	0- 0		0- 1		AWAY	0- 2		0- 1		0- 2	
0- 0	0- 0		0- 0		NEUTRAL	0- 0		0- 0		0- 0	
0- 0	0- 0		0- 0		CONFERENCE	0- 0		0- 0		0- 0	
0- 0	0- 0		0- 0		HOME	0- 0		0- 0		0- 0	
0- 0	0- 0		0- 0		AWAY	0- 0		0- 0		0- 0	
0- 0	0- 0		0- 0		NEUTRAL	0- 0		0- 0		0- 0	

RPI 1-25				RPI 26-50				RPI 51-100				RPI 101+				Team's RPI: 207	
RPI	S	Opponent	Score	RPI	S	Opponent	Score	RPI	S	Opponent	Score	RPI	S	Opponent	Score		
				39	A	Northeastern	51 81	81	A	Marist	57 68	137	A	Harvard	47 67		
								89	A	Boston College	51 78	213	H	Delaware	72 61		
												240	A	Massachusetts	55 66		
												245	A	Dartmouth	44 64		
												249	H	Brown	72 51		
												276	H	Bryant	67 65		
												307	H	New Hampshire	60 39		
LAST 12 Division I GAMES:																	
				89	A	Boston College	51 78	137	A	Harvard	47 67						
				240	A	Massachusetts	55 66	81	A	Marist	57 68						
				245	A	Dartmouth	44 64	249	H	Brown	72 51						
				213	H	Delaware	72 61	39	A	Northeastern	51 81						
				307	H	New Hampshire	60 39										
				276	H	Bryant	67 65										

Non-Div I Games:

Boston U.

Average RPI	Win: 295	WON-LOST	WINNING	LAST 10	STRENGTH OF	OPP. STRENGTH	TEAM	ADJ.	CONF.	ADJ CONF.
Average RPI	Loss: 95	RECORD	PCT. RANK	GAMES	SCHEDULE	OF SCHEDULE	RPI	RPI	RPI	RPI
DIV. I ONLY	6- 4	119	6-4	208	267	149	149	10	10	
DIV. I NON-CONF.	6- 4	119	1- 0	208	267	149	149	10	10	

TOTALS	RPI 1-25	RPI 26-50	W-L RECORDS	RPI 51-100	RPI 101-150	RPI 150+				
6- 4	0- 0	0- 1	OVERALL	0- 2	0- 0	6- 1				
4- 0	0- 0	0- 0	HOME	0- 0	0- 0	4- 0				
2- 3	0- 0	0- 1	AWAY	0- 1	0- 0	2- 1				
0- 1	0- 0	0- 0	NEUTRAL	0- 1	0- 0	0- 0				
6- 4	0- 0	0- 1	NON-CONFERENCE	0- 2	0- 0	6- 1				
4- 0	0- 0	0- 0	HOME	0- 0	0- 0	4- 0				
2- 3	0- 0	0- 1	AWAY	0- 1	0- 0	2- 1				
0- 1	0- 0	0- 0	NEUTRAL	0- 1	0- 0	0- 0				
0- 0	0- 0	0- 0	CONFERENCE	0- 0	0- 0	0- 0				
0- 0	0- 0	0- 0	HOME	0- 0	0- 0	0- 0				
0- 0	0- 0	0- 0	AWAY	0- 0	0- 0	0- 0				
0- 0	0- 0	0- 0	NEUTRAL	0- 0	0- 0	0- 0				

RPI	S	Opponent	Score	RPI	S	Opponent	Score	RPI	S	Opponent	Score	RPI	S	Opponent	Score	Team's RPI: 149
30	A	Michigan St.	69 99	83	A	Xavier	49 65	174	A	Coastal Caro.	80 81	239	H	Loyol a Chi cago	88 74	
				93	N	Mercer	63 76	297	H	Marshall	99 76	300	H	Robert Morris	61 60	
								302	H	Detroit Mercy	79 73	305	A	Val parai so	79 72	
								326	A	Canis us	74 53					
LAST 12 Division I GAMES:																
83	A	Xavier	49 65	305	A	Val parai so	79 72									
93	N	Mercer	63 76	302	H	Detroit Mercy	79 73									
174	A	Coastal Caro.	80 81	326	A	Canis us	74 53									
239	H	Loyol a Chi cago	88 74	30	A	Michigan St.	69 99									
300	H	Robert Morris	61 60													
297	H	Marshall	99 76													

Non-Div I Games:

Bowling Green

Average RPI	Win:	240	WON-LOST	WINNING	LAST 10	STRENGTH OF	OPP. STRENGTH	TEAM	ADJ.	CONF.	ADJ CONF.
Average RPI	Loss:	77	RECORD	PCT. RANK	GAMES	SCHEDULE	OF SCHEDULE	RPI	RPI	RPI	RPI
DIV. I ONLY		8- 1		32	9-1	336	47	120	120	14	14
DIV. I NON-CONF.		8- 1		32	1- 0	336	47	120	120	14	14
<hr/>											
TOTALS	RPI 1-25		RPI 26-50		W-L RECORDS	RPI 51-100		RPI 101-150		RPI 150+	
8- 1	0- 0		0- 0		OVERALL	0- 1		0- 0		8- 0	
4- 0	0- 0		0- 0		HOME	0- 0		0- 0		4- 0	
3- 1	0- 0		0- 0		AWAY	0- 1		0- 0		3- 0	
1- 0	0- 0		0- 0		NEUTRAL	0- 0		0- 0		1- 0	
8- 1	0- 0		0- 0		NON-CONFERENCE	0- 1		0- 0		8- 0	
4- 0	0- 0		0- 0		HOME	0- 0		0- 0		4- 0	
3- 1	0- 0		0- 0		AWAY	0- 1		0- 0		3- 0	
1- 0	0- 0		0- 0		NEUTRAL	0- 0		0- 0		1- 0	
0- 0	0- 0		0- 0		CONFERENCE	0- 0		0- 0		0- 0	
0- 0	0- 0		0- 0		HOME	0- 0		0- 0		0- 0	
0- 0	0- 0		0- 0		AWAY	0- 0		0- 0		0- 0	
0- 0	0- 0		0- 0		NEUTRAL	0- 0		0- 0		0- 0	

RPI 1-25				RPI 26-50				RPI 51-100				RPI 101+ Team's RPI: 120				
RPI	S	Opponent	Score	RPI	S	Opponent	Score	RPI	S	Opponent	Score	RPI	S	Opponent	Score	
								77	A	Purdue	61	74	200	H	Eastern Ill.	67 64
													213	N	Delaware	59 47
													215	H	Oakland	73 64
													220	H	Southeast Mo. St.	85 79
													262	H	Western Ill.	82 68
													264	A	Cleveland St.	67 65
													268	A	Fla. Atlantic	80 59
													275	A	Omaha	80 60
LAST 12 Division I GAMES:																
215	H	Oakland	73 64	268	A	Fla. Atlantic	80 59									
200	H	Eastern Ill.	67 64	77	A	Purdue	61 74									
213	N	Delaware	59 47	264	A	Cleveland St.	67 65									
220	H	Southeast Mo. St.	85 79	275	A	Omaha	80 60									
				262	H	Western Ill.	82 68									

Non-Div I Games: Rockhurst 83 40

Bradley

Average RPI Win:	263	WON-LOST	WINNING	LAST 10	STRENGTH OF	OPP. STRENGTH	TEAM	ADJ.	CONF.	ADJ CONF.
Average RPI Loss:	156	RECORD	PCT. RANK	GAMES	SCHEDULE	OF SCHEDULE	RPI	RPI	RPI	RPI
DIV. I ONLY	5- 6	178	5-5	281	211	249	249	12	12	
DIV. I NON-CONF.	5- 6	178	0- 1	281	211	249	249	12	12	

TOTALS	RPI 1-25	RPI 26-50	W-L RECORDS	RPI 51-100	RPI 101-150	RPI 150+				
5- 6	0- 0	0- 2	OVERALL	0- 0	0- 1	5- 3				
3- 2	0- 0	0- 1	HOME	0- 0	0- 0	3- 1				
1- 4	0- 0	0- 1	AWAY	0- 0	0- 1	1- 2				
1- 0	0- 0	0- 0	NEUTRAL	0- 0	0- 0	1- 0				
5- 6	0- 0	0- 2	NON-CONFERENCE	0- 0	0- 1	5- 3				
3- 2	0- 0	0- 1	HOME	0- 0	0- 0	3- 1				
1- 4	0- 0	0- 1	AWAY	0- 0	0- 1	1- 2				
1- 0	0- 0	0- 0	NEUTRAL	0- 0	0- 0	1- 0				
0- 0	0- 0	0- 0	CONFERENCE	0- 0	0- 0	0- 0				
0- 0	0- 0	0- 0	HOME	0- 0	0- 0	0- 0				
0- 0	0- 0	0- 0	AWAY	0- 0	0- 0	0- 0				
0- 0	0- 0	0- 0	NEUTRAL	0- 0	0- 0	0- 0				

RPI 1-25				RPI 26-50				RPI 51-100				RPI 101+ Team's RPI: 249			
RPI	S	Opponent	Score	RPI	S	Opponent	Score	RPI	S	Opponent	Score	RPI	S	Opponent	Score
				38	A	Maine	96 102					131	A	Rhode Island	67 72
				41	H	Bucknell	78 91					199	A	Holy Cross	89 85
												207	A	Boston U.	51 72
												240	H	Massachusetts	61 90
												260	H	Central Conn. St.	68 63
												271	H	Fairfield	68 49
												276	A	Bryant	57 75
												276	N	Bryant	84 68
												307	H	New Hampshire	76 70
LAST 12 Division I GAMES:															
131	A	Rhode Island	67 72	276	N	Bryant	84 68								
38	A	Maine	96 102	41	H	Bucknell	78 91								
207	A	Boston U.	51 72	240	H	Massachusetts	61 90								
276	A	Bryant	57 75	271	H	Fairfield	68 49								
260	H	Central Conn. St.	68 63	199	A	Holy Cross	89 85								
				307	H	New Hampshire	76 70								

Non-Div I Games: Johnson & Wales (RI) 78 46

Brown

Average RPI Win: 259
Average RPI Loss: 168

WON-LOST
RECORD

WINNING
PCT. RANK

LAST 10
GAMES

STRENGTH OF
SCHEDULE

OPP. STRENGTH
OF SCHEDULE

TEAM
RPI

ADJ.
RPI

CONF.
RPI

ADJ CONF.
RPI

DIV. I ONLY	2- 8	292	2-8	189	215	276	276	31	31
DIV. I NON-CONF.	2- 8	292	0- 1	189	215	276	276	31	31

TOTALS	RPI 1-25	RPI 26-50	W-L RECORDS	RPI 51-100	RPI 101-150	RPI 150+			
2- 8	0- 0	0- 1	OVERALL	0- 1	0- 2	2- 4			
1- 1	0- 0	0- 1	HOME	0- 0	0- 0	1- 0			
1- 5	0- 0	0- 0	AWAY	0- 1	0- 1	1- 3			
0- 2	0- 0	0- 0	NEUTRAL	0- 0	0- 1	0- 1			
2- 8	0- 0	0- 1	NON-CONFERENCE	0- 1	0- 2	2- 4			
1- 1	0- 0	0- 1	HOME	0- 0	0- 0	1- 0			
1- 5	0- 0	0- 0	AWAY	0- 1	0- 1	1- 3			
0- 2	0- 0	0- 0	NEUTRAL	0- 0	0- 1	0- 1			
0- 0	0- 0	0- 0	CONFERENCE	0- 0	0- 0	0- 0			
0- 0	0- 0	0- 0	HOME	0- 0	0- 0	0- 0			
0- 0	0- 0	0- 0	AWAY	0- 0	0- 0	0- 0			
0- 0	0- 0	0- 0	NEUTRAL	0- 0	0- 0	0- 0			

RPI 1-25				RPI 26-50				RPI 51-100				RPI 101+ Team's RPI: 276			
RPI	S	Opponent	Score	RPI	S	Opponent	Score	RPI	S	Opponent	Score	RPI	S	Opponent	Score
				38	H	Maine	57 74	89	A	Boston College	46 83	128	A	Hartford	57 67
												133	N	Providence	64 72
												196	A	West Virginia	48 94
												207	A	Boston U.	65 67
												249	H	Brown	75 57
												249	N	Brown	68 84
												269	A	UMass Lowell	58 57
												307	A	New Hampshire	74 79
LAST 12 Division I GAMES:															
				133	N	Providence	64 72	249	N	Brown	68 84				
				128	A	Hartford	57 67	307	A	New Hampshire	74 79				
				89	A	Boston College	46 83	207	A	Boston U.	65 67				
				269	A	UMass Lowell	58 57	196	A	West Virginia	48 94				
								38	H	Maine	57 74				
								249	H	Brown	75 57				

Bryant

Bryant

Non-Div I Games:

Bryant

Loss, Non-Conf, S Site, H Home A Away N Neutral

Average RPI	Win:	205	WON-LOST	WINNING	LAST 10	STRENGTH OF	OPP. STRENGTH	TEAM	ADJ.	CONF.	ADJ CONF.
Average RPI	Loss:	83	RECORD	PCT. RANK	GAMES	SCHEDULE	OF SCHEDULE	RPI	RPI	RPI	RPI
DIV. I ONLY		9- 2		41	8-2	184	102	41	41	26	26
DIV. I NON-CONF.		9- 2		41	1- 0	184	102	41	41	26	26
<hr/>											
TOTALS	RPI 1-25		RPI 26-50		W-L RECORDS	RPI 51-100		RPI 101-150		RPI 150+	
9- 2	0- 1		0- 0		OVERALL	1- 0		1- 0		7- 1	
4- 0	0- 0		0- 0		HOME	1- 0		1- 0		2- 0	
3- 2	0- 1		0- 0		AWAY	0- 0		0- 0		3- 1	
2- 0	0- 0		0- 0		NEUTRAL	0- 0		0- 0		2- 0	
9- 2	0- 1		0- 0		NON-CONFERENCE	1- 0		1- 0		7- 1	
4- 0	0- 0		0- 0		HOME	1- 0		1- 0		2- 0	
3- 2	0- 1		0- 0		AWAY	0- 0		0- 0		3- 1	
2- 0	0- 0		0- 0		NEUTRAL	0- 0		0- 0		2- 0	
0- 0	0- 0		0- 0		CONFERENCE	0- 0		0- 0		0- 0	
0- 0	0- 0		0- 0		HOME	0- 0		0- 0		0- 0	
0- 0	0- 0		0- 0		AWAY	0- 0		0- 0		0- 0	
0- 0	0- 0		0- 0		NEUTRAL	0- 0		0- 0		0- 0	

RPI	S	Opponent	Score	RPI	S	Opponent	Score	Team's RPI: 41	RPI	S	Opponent	Score	RPI	S	Opponent	Score
7	A	Syracuse	56 70						62	H	Quinnipiac	75 58	110	H	Youngstown St.	73 68
													158	A	Drexel	42 64
													178	A	Monmouth	70 32
													238	A	St. Bonaventure	77 46
													240	N	Massachusetts	77 58
													244	H	Rider	80 59
													249	A	Brown	91 78
													253	H	Iona	81 43
													271	N	Fairfield	77 54
<hr/>																
LAST 12 Division I GAMES:																
110	H	Youngstown St.	73 68	271	N	Fairfield	77 54									
244	H	Rider	80 59	240	N	Massachusetts	77 58									
253	H	Iona	81 43	7	A	Syracuse	56 70									
238	A	St. Bonaventure	77 46	158	A	Drexel	42 64									
249	A	Brown	91 78	62	H	Quinnipiac	75 58									
				178	A	Monmouth	70 32									

Non-Div I Games:

Bucknell I

Average RPI	Win:	222	WON-LOST	WINNING	LAST 10	STRENGTH OF	OPP. STRENGTH	TEAM	ADJ.	CONF.	ADJ CONF.
Average RPI	Loss:	27	RECORD	PCT. RANK	GAMES	SCHEDULE	OF SCHEDULE	RPI	RPI	RPI	RPI
DIV. I ONLY		7- 3		80	7-3	164	72	58	58	10	10
DIV. I NON-CONF.		7- 3		80	0- 1	164	72	58	58	10	10

TOTALS	RPI 1-25		RPI 26-50		W-L RECORDS	RPI 51-100		RPI 101-150		RPI 150+	
7- 3	0- 2		1- 0		OVERALL	0- 1		1- 0		5- 0	
1- 1	0- 1		0- 0		HOME	0- 0		0- 0		1- 0	
4- 2	0- 1		0- 0		AWAY	0- 1		0- 0		4- 0	
2- 0	0- 0		1- 0		NEUTRAL	0- 0		1- 0		0- 0	
7- 3	0- 2		1- 0		NON-CONFERENCE	0- 1		1- 0		5- 0	
1- 1	0- 1		0- 0		HOME	0- 0		0- 0		1- 0	
4- 2	0- 1		0- 0		AWAY	0- 1		0- 0		4- 0	
2- 0	0- 0		1- 0		NEUTRAL	0- 0		1- 0		0- 0	
0- 0	0- 0		0- 0		CONFERENCE	0- 0		0- 0		0- 0	
0- 0	0- 0		0- 0		HOME	0- 0		0- 0		0- 0	
0- 0	0- 0		0- 0		AWAY	0- 0		0- 0		0- 0	
0- 0	0- 0		0- 0		NEUTRAL	0- 0		0- 0		0- 0	

RPI 1-25				RPI 26-50				RPI 51-100 Team's RPI: 58				RPI 101+			
RPI	S	Opponent	Score	RPI	S	Opponent	Score	RPI	S	Opponent	Score	RPI	S	Opponent	Score
2	A	Oregon	82 102	35	N	South Dakota St.	61 55	73	A	Dayton	59 72	148	N	Georgetown	73 64
5	H	Stanford	55 62									245	A	Dartmouth	75 69
												248	A	UMES	69 63
												260	A	Central Conn. St.	82 69
												290	H	Niagara	88 61
												326	A	Canisius	84 66

LAST 12 Division I GAMES:															
5	H	Stanford	55 62	148	N	Georgetown	73 64	2	A	Oregon	82 102	290	H	Niagara	88 61
245	A	Dartmouth	75 69	73	A	Dayton	59 72	248	A	UMES	69 63				
73	A	Dayton	59 72												
326	A	Canisius	84 66												
260	A	Central Conn. St.	82 69												
35	N	South Dakota St.	61 55												

Non-Div I Games:

Buffalo

Average RPI Win: 221

Average RPI Loss: 17

WON-LOST
RECORDWINNING
PCT. RANKLAST 10
GAMESSTRENGTH OF
SCHEDULEOPP. STRENGTH
OF SCHEDULETEAM
RPIADJ.
RPICONF.
RPIADJ CONF.
RPIDIV. I ONLY
DIV. I NON-CONF.10- 1
10- 117
179-1
1- 0145
145245
24532
3232
323
33
3

TOTALS

RPI 1-25

RPI 26-50

W-L RECORDS

RPI 51-100

RPI 101-150

RPI 150+

10- 1

0- 1

0- 0

OVERALL

0- 0

1- 0

9- 0

7- 0

0- 0

0- 0

HOME

0- 0

0- 0

7- 0

1- 1

0- 1

0- 0

AWAY

0- 0

0- 0

1- 0

2- 0

0- 0

0- 0

NEUTRAL

0- 0

1- 0

1- 0

10- 1

0- 1

0- 0

NON-CONFERENCE

0- 0

1- 0

9- 0

7- 0

0- 0

0- 0

HOME

0- 0

0- 0

7- 0

1- 1

0- 1

0- 0

AWAY

0- 0

0- 0

1- 0

2- 0

0- 0

0- 0

NEUTRAL

0- 0

1- 0

1- 0

0- 0

0- 0

0- 0

CONFERENCE

0- 0

0- 0

0- 0

0- 0

0- 0

0- 0

HOME

0- 0

0- 0

0- 0

0- 0

0- 0

0- 0

AWAY

0- 0

0- 0

0- 0

0- 0

0- 0

0- 0

NEUTRAL

0- 0

0- 0

0- 0

RPI 1-25

RPI 26-50

Team's RPI: 32

RPI 51-100

RPI 101+

RPI	S	Opponent	Score
17	A	Indiana	46 66

RPI	S	Opponent	Score

RPI	S	Opponent	Score

RPI	S	Opponent	Score
107	N	Ohio St.	66 53
161	H	Indiana St.	72 49
200	H	Eastern Ill.	72 37
218	A	Akron	63 47
226	N	Eastern Mi ch.	73 63
247	H	Illinois St.	58 56
256	H	Ball St.	64 47
262	H	Western Ill.	92 51
267	H	Murray St.	86 65
269	H	UMass Lowell	89 36

LAST 12 Division I GAMES:

161	H	Indiana St.	72	49	226	N	Eastern Mi ch.	73	63
218	A	Akron	63	47	107	N	Ohio St.	66	53
17	A	Indiana	46	66	262	H	Western Ill.	92	51
256	H	Ball St.	64	47	267	H	Murray St.	86	65
247	H	Illinois St.	58	56	200	H	Eastern Ill.	72	37
269	H	UMass Lowell	89	36					

Butler

Butler

Non-Div I Games:

Butler

Loss,
 Non-Conf, S Site,
 H Home
A Away
 N Neutral

C
S
U
B
a
k
e
r
s
f
i
e
l
d

CSU Bakersfield				Through Games Of Dec. 21, 2018							
Average RPI Win:		186	WON-LOST RECORD	WINNING PCT. RANK	LAST 10 GAMES	STRENGTH OF SCHEDULE	OPP. STRENGTH OF SCHEDULE	TEAM RPI	ADJ. RPI	CONF. RPI	ADJ CONF. RPI
Average RPI Loss:		232									
DIV. I ONLY		2- 7	284	3-7	296	251	303	303	30	30	
DIV. I NON-CONF.		2- 7	284	0- 1	296	251	303	303	30	30	

TOTALS		RPI 1-25	RPI 26-50	W-L RECORDS		RPI 51-100	RPI 101-150	RPI 150+			
2- 7		0- 0	0- 0	OVERALL		1- 1	0- 0	1- 6			
1- 0		0- 0	0- 0	HOME		1- 0	0- 0	0- 0			
1- 7		0- 0	0- 0	AWAY		0- 1	0- 0	1- 6			
0- 0		0- 0	0- 0	NEUTRAL		0- 0	0- 0	0- 0			
2- 7		0- 0	0- 0	NON-CONFERENCE		1- 1	0- 0	1- 6			
1- 0		0- 0	0- 0	HOME		1- 0	0- 0	0- 0			
1- 7		0- 0	0- 0	AWAY		0- 1	0- 0	1- 6			
0- 0		0- 0	0- 0	NEUTRAL		0- 0	0- 0	0- 0			
0- 0		0- 0	0- 0	CONFERENCE		0- 0	0- 0	0- 0			
0- 0		0- 0	0- 0	HOME		0- 0	0- 0	0- 0			
0- 0		0- 0	0- 0	AWAY		0- 0	0- 0	0- 0			
0- 0		0- 0	0- 0	NEUTRAL		0- 0	0- 0	0- 0			

RPI 1-25				RPI 26-50				RPI 51-100				RPI 101+ Team's RPI: 303			
RPI	S	Opponent	Score	RPI	S	Opponent	Score	RPI	S	Opponent	Score	RPI	S	Opponent	Score
								86	H	Wright St.	76 74	198	A	Cal St. Fullerton	56 64
								97	A	UC Irvine	78 85	204	A	SMU	43 49
												250	A	North Texas	59 71
												275	A	Omaha	46 53
												285	A	UC Santa Barbara	56 48
												289	A	San Jose St.	72 82
												308	A	UTEP	47 53

LAST 12 Division I GAMES:															
				198	A	Cal St. Fullerton	56 64	250	A	North Texas	59 71				
				97	A	UC Irvine	78 85	204	A	SMU	43 49				
				289	A	San Jose St.	72 82	275	A	Omaha	46 53				
				308	A	UTEP	47 53								
				285	A	UC Santa Barbara	56 48								
				86	H	Wright St.	76 74								

Non-Div I Games: Whittier 74 46 Westcliff 91 37

CSU Bakersfield

C
S
U
B
a
k
e
r
s
f
i
e
l
d

Average RPI Win: 218
Average RPI Loss: 80

WON-LOST
RECORD

WINNING
PCT. RANK

LAST 10
GAMES

STRENGTH OF
SCHEDULE

OPP. STRENGTH
OF SCHEDULE

TEAM
RPI

ADJ.
RPI

CONF.
RPI

ADJ CONF.
RPI

DIV. I ONLY	6- 7	177	5-5	128	107	146	146	20	20
DIV. I NON-CONF.	6- 7	177	0- 1	128	107	146	146	20	20

TOTALS	RPI 1-25	RPI 26-50	W-L RECORDS	RPI 51-100	RPI 101-150	RPI 150+			
6- 7	0- 2	0- 1	OVERALL	0- 1	2- 3	4- 0			
4- 2	0- 0	0- 0	HOME	0- 0	1- 2	3- 0			
2- 5	0- 2	0- 1	AWAY	0- 1	1- 1	1- 0			
0- 0	0- 0	0- 0	NEUTRAL	0- 0	0- 0	0- 0			
6- 7	0- 2	0- 1	NON-CONFERENCE	0- 1	2- 3	4- 0			
4- 2	0- 0	0- 0	HOME	0- 0	1- 2	3- 0			
2- 5	0- 2	0- 1	AWAY	0- 1	1- 1	1- 0			
0- 0	0- 0	0- 0	NEUTRAL	0- 0	0- 0	0- 0			
0- 0	0- 0	0- 0	CONFERENCE	0- 0	0- 0	0- 0			
0- 0	0- 0	0- 0	HOME	0- 0	0- 0	0- 0			
0- 0	0- 0	0- 0	AWAY	0- 0	0- 0	0- 0			
0- 0	0- 0	0- 0	NEUTRAL	0- 0	0- 0	0- 0			

RPI 1-25				RPI 26-50				RPI 51-100				RPI 101+ Team's RPI: 146			
RPI	S	Opponent	Score	RPI	S	Opponent	Score	RPI	S	Opponent	Score	RPI	S	Opponent	Score
6	A	Cal i forn i a	42 67	47	A	Southern Cal i forn i a	42 58	82	A	Bo i se St.	63 74	129	H	Loyol a Marymount	53 72
14	A	Drake	63 73									136	H	Washi ngton St.	65 52
												137	H	Harvard	55 75
												147	A	I daho	73 88
												150	A	Santa Clara	53 38
												194	H	San Diego St.	77 74
												265	H	Cal i forn i a Bapt i st	73 67
												275	A	Omaha	64 52
												289	H	San Jose St.	76 40
LAST 12 Di v i s i o n I GAMES:															
150	A	Santa Clara	53 38	137	H	Harvard	55 75								
265	H	Cal i forn i a Bapt i st	73 67	289	H	San Jose St.	76 40								
136	H	Washi ngton St.	65 52	47	A	Southern Cal i forn i a	42 58								
14	A	Drake	63 73	194	H	San Diego St.	77 74								
275	A	Omaha	64 52	129	H	Loyol a Marymount	53 72								
82	A	Bo i se St.	63 74	6	A	Cal i forn i a	42 67								

Non-Di v I Games:

CSUN

C
a
l
P
o
l
y

Cal Poly			Through Games Of Dec. 21, 2018								
Average RPI	Win:	292	WON-LOST	WINNING	LAST 10	STRENGTH OF	OPP. STRENGTH	TEAM	ADJ.	CONF.	ADJ CONF.
Average RPI	Loss:	149	RECORD	PCT. RANK	GAMES	SCHEDULE	OF SCHEDULE	RPI	RPI	RPI	RPI
DIV. I ONLY		2- 7	284	3-7	288	151	313	313	20	20	
DIV. I NON-CONF.		2- 7	284	1- 0	288	151	313	313	20	20	

TOTALS		RPI 1-25		RPI 26-50		W-L RECORDS	RPI 51-100		RPI 101-150		RPI 150+
2- 7		0- 0		0- 0		OVERALL	0- 3		0- 0		2- 4
1- 3		0- 0		0- 0		HOME	0- 1		0- 0		1- 2
1- 3		0- 0		0- 0		AWAY	0- 2		0- 0		1- 1
0- 1		0- 0		0- 0		NEUTRAL	0- 0		0- 0		0- 1
2- 7		0- 0		0- 0		NON-CONFERENCE	0- 3		0- 0		2- 4
1- 3		0- 0		0- 0		HOME	0- 1		0- 0		1- 2
1- 3		0- 0		0- 0		AWAY	0- 2		0- 0		1- 1
0- 1		0- 0		0- 0		NEUTRAL	0- 0		0- 0		0- 1
0- 0		0- 0		0- 0		CONFERENCE	0- 0		0- 0		0- 0
0- 0		0- 0		0- 0		HOME	0- 0		0- 0		0- 0
0- 0		0- 0		0- 0		AWAY	0- 0		0- 0		0- 0
0- 0		0- 0		0- 0		NEUTRAL	0- 0		0- 0		0- 0

RPI 1-25				RPI 26-50				RPI 51-100				RPI 101+ Team's RPI: 313			
RPI	S	Opponent	Score	RPI	S	Opponent	Score	RPI	S	Opponent	Score	RPI	S	Opponent	Score
								52	H	Saint Mary's (CA)	51 69	159	H	Illinois	51 74
								61	A	Oregon St.	54 79	203	A	Sacramento St.	85 88
								99	A	Fresno St.	58 76	205	H	Pepperdi ne	63 70
												261	H	Eastern Wash.	59 55
												266	N	San Francis sco	62 65
												322	A	Seattle U	60 50

LAST 12 Division I GAMES:															
				99	A	Fresno St.	58 76	322	A	Seattle U	60 50				
				203	A	Sacramento St.	85 88	52	H	Saint Mary's (CA)	51 69				
				61	A	Oregon St.	54 79	261	H	Eastern Wash.	59 55				
								205	H	Pepperdi ne	63 70				
								159	H	Illinois	51 74				
								266	N	San Francis sco	62 65				

Non-Div I Games: Academy of Art 87 65

Cal Poly

C
a
l
P
o
l
y

Average RPI Win:	283	WON-LOST	WINNING	LAST 10	STRENGTH OF	OPP. STRENGTH	TEAM	ADJ.	CONF.	ADJ CONF.
Average RPI Loss:	134	RECORD	PCT. RANK	GAMES	SCHEDULE	OF SCHEDULE	RPI	RPI	RPI	RPI
DIV. I ONLY	6- 4	119	6-4	294	236	198	198	20	20	
DIV. I NON-CONF.	6- 4	119	0- 0	294	236	198	198	20	20	

TOTALS	RPI 1-25	RPI 26-50	W-L RECORDS	RPI 51-100	RPI 101-150	RPI 150+				
6- 4	0- 0	0- 0	OVERALL	0- 2	0- 1	6- 1				
2- 2	0- 0	0- 0	HOME	0- 0	0- 1	2- 1				
4- 2	0- 0	0- 0	AWAY	0- 2	0- 0	4- 0				
0- 0	0- 0	0- 0	NEUTRAL	0- 0	0- 0	0- 0				
6- 4	0- 0	0- 0	NON-CONFERENCE	0- 2	0- 1	6- 1				
2- 2	0- 0	0- 0	HOME	0- 0	0- 1	2- 1				
4- 2	0- 0	0- 0	AWAY	0- 2	0- 0	4- 0				
0- 0	0- 0	0- 0	NEUTRAL	0- 0	0- 0	0- 0				
0- 0	0- 0	0- 0	CONFERENCE	0- 0	0- 0	0- 0				
0- 0	0- 0	0- 0	HOME	0- 0	0- 0	0- 0				
0- 0	0- 0	0- 0	AWAY	0- 0	0- 0	0- 0				
0- 0	0- 0	0- 0	NEUTRAL	0- 0	0- 0	0- 0				

RPI 1-25				RPI 26-50				RPI 51-100				RPI 101+				Team's RPI: 198
RPI	S	Opponent	Score	RPI	S	Opponent	Score	RPI	S	Opponent	Score	RPI	S	Opponent	Score	
								91	A	Portland	74 83	150	H	Santa Clara	60 64	
								100	A	Washington	74 83	194	H	San Diego St.	72 83	
												245	H	Dartmouth	67 62	
												265	A	California Baptist	79 65	
												279	A	Columbia	61 58	
												286	A	Saint Peter's	69 45	
												303	H	CSU Bakersfield	64 56	
												322	A	Seattle U	57 54	
LAST 12 Division I GAMES:																
286	A	Saint Peter's	69 45	245	H	Dartmouth	67 62	91	A	Portland	74 83	150	H	Santa Clara	60 64	
279	A	Columbia	61 58									194	H	San Diego St.	72 83	
303	H	CSU Bakersfield	64 56									265	A	California Baptist	79 65	
322	A	Seattle U	57 54	100	A	Washington	74 83									

Non-Div I Games: Antelope Valley 77 65

Cal St. Fullerton

C
a
l
i
f
o
r
n
i
a

C
a
l
i
f
o
r
n
i
a

Cal i forni a

Average RPI Win:	242	WON-LOST	WINNING	LAST 10	STRENGTH OF	OPP. STRENGTH	TEAM	ADJ.	CONF.	ADJ CONF.
Average RPI Loss:	133	RECORD	PCT. RANK	GAMES	SCHEDULE	OF SCHEDULE	RPI	RPI	RPI	RPI
DIV. I ONLY	3- 6	240	5-5	289	98	265	265	30	30	
DIV. I NON-CONF.	3- 6	240	1- 0	289	98	265	265	30	30	

TOTALS	RPI 1-25	RPI 26-50	W-L RECORDS	RPI 51-100	RPI 101-150	RPI 150+				
3- 6	0- 0	0- 0	OVERALL	0- 2	0- 2	3- 2				
1- 2	0- 0	0- 0	HOME	0- 1	0- 0	1- 1				
2- 3	0- 0	0- 0	AWAY	0- 0	0- 2	2- 1				
0- 1	0- 0	0- 0	NEUTRAL	0- 1	0- 0	0- 0				
3- 6	0- 0	0- 0	NON-CONFERENCE	0- 2	0- 2	3- 2				
1- 2	0- 0	0- 0	HOME	0- 1	0- 0	1- 1				
2- 3	0- 0	0- 0	AWAY	0- 0	0- 2	2- 1				
0- 1	0- 0	0- 0	NEUTRAL	0- 1	0- 0	0- 0				
0- 0	0- 0	0- 0	CONFERENCE	0- 0	0- 0	0- 0				
0- 0	0- 0	0- 0	HOME	0- 0	0- 0	0- 0				
0- 0	0- 0	0- 0	AWAY	0- 0	0- 0	0- 0				
0- 0	0- 0	0- 0	NEUTRAL	0- 0	0- 0	0- 0				

RPI	S	Opponent	Score	RPI	S	Opponent	Score	RPI	S	Opponent	Score	RPI	S	Opponent	Score	Team's RPI: 265
53	N	BYU	69 76	67	H	Idaho St.	57 72	142	A	Northern Ari z.	88 91	146	A	CSUN	67 73	
								168	H	UC Ri versi de	65 57	194	A	San Diego St.	67 83	
								198	H	Cal St. Fullerton	65 79	273	A	Long Beach St.	85 83	
								285	A	UC Santa Barbara	76 64					

LAST 12 Di v i s i o n I GAMES:																
146	A	CSUN	67 73	285	A	UC Santa Barbara	76 64	168	H	UC Ri versi de	65 57	67	H	Idaho St.	57 72	
53	N	BYU	69 76													
194	A	San Diego St.	67 83													
142	A	Northern Ari z.	88 91													
198	H	Cal St. Fullerton	65 79													
273	A	Long Beach St.	85 83													

Non-Di v I Games: La Sierra 91 44 Notre Dame de Namur 80 47 Fresno Paci fi c 93 71

Average RPI Win:	299	WON-LOST	WINNING	LAST 10	STRENGTH OF	OPP. STRENGTH	TEAM	ADJ.	CONF.	ADJ CONF.
Average RPI Loss:	105	RECORD	PCT. RANK	GAMES	SCHEDULE	OF SCHEDULE	RPI	RPI	RPI	RPI
DIV. I ONLY	6- 3	94	7-3	251	269	172	172	29	29	
DIV. I NON-CONF.	6- 3	94	1- 0	251	269	172	172	29	29	
<hr/>										
TOTALS	RPI 1-25	RPI 26-50	W-L RECORDS	RPI 51-100	RPI 101-150	RPI 150+				
6- 3	0- 1	0- 0	OVERALL	0- 1	0- 0	6- 1				
2- 2	0- 1	0- 0	HOME	0- 0	0- 0	2- 1				
3- 1	0- 0	0- 0	AWAY	0- 1	0- 0	3- 0				
1- 0	0- 0	0- 0	NEUTRAL	0- 0	0- 0	1- 0				
6- 3	0- 1	0- 0	NON-CONFERENCE	0- 1	0- 0	6- 1				
2- 2	0- 1	0- 0	HOME	0- 0	0- 0	2- 1				
3- 1	0- 0	0- 0	AWAY	0- 1	0- 0	3- 0				
1- 0	0- 0	0- 0	NEUTRAL	0- 0	0- 0	1- 0				
0- 0	0- 0	0- 0	CONFERENCE	0- 0	0- 0	0- 0				
0- 0	0- 0	0- 0	HOME	0- 0	0- 0	0- 0				
0- 0	0- 0	0- 0	AWAY	0- 0	0- 0	0- 0				
0- 0	0- 0	0- 0	NEUTRAL	0- 0	0- 0	0- 0				

RPI 1-25				RPI 26-50				RPI 51-100				RPI 101+				Team's RPI: 172
RPI	S	Opponent	Score	RPI	S	Opponent	Score	RPI	S	Opponent	Score	RPI	S	Opponent	Score	
16	H	Old Dominion	59 83					89	A	Boston College	56 76	211	H	Howard	64 69	
												272	H	UNC Greensboro	53 49	
												275	N	Omaha	65 52	
												295	A	Western Caro.	63 37	
												296	A	Norfolk St.	57 49	
												320	A	FIU	59 54	
												338	H	Col. of Charleston	66 65	
<hr/>																
LAST 12 Division I GAMES:																
296	A	Norfolk St.	57 49	320	A	FIU	59 54									
338	H	Col. of Charleston	66 65	89	A	Boston College	56 76									
295	A	Western Caro.	63 37	211	H	Howard	64 69									
16	H	Old Dominion	59 83	272	H	UNC Greensboro	53 49									
				275	N	Omaha	65 52									

Non-Div I Games: William Peace 65 36

Campbell

Average RPI Win:	311	WON-LOST	WINNING	LAST 10	STRENGTH OF	OPP. STRENGTH	TEAM	ADJ.	CONF.	ADJ CONF.
Average RPI Loss:	195	RECORD	PCT. RANK	GAMES	SCHEDULE	OF SCHEDULE	RPI	RPI	RPI	RPI
DIV. I ONLY	2- 9	298	2-8	253	306	326	326	27	27	
DIV. I NON-CONF.	2- 9	298	1- 0	253	306	326	326	27	27	

TOTALS	RPI 1-25	RPI 26-50	W-L RECORDS	RPI 51-100	RPI 101-150	RPI 150+				
2- 9	0- 0	0- 0	OVERALL	0- 1	0- 3	2- 5				
1- 5	0- 0	0- 0	HOME	0- 1	0- 3	1- 1				
1- 4	0- 0	0- 0	AWAY	0- 0	0- 0	1- 4				
0- 0	0- 0	0- 0	NEUTRAL	0- 0	0- 0	0- 0				
2- 9	0- 0	0- 0	NON-CONFERENCE	0- 1	0- 3	2- 5				
1- 5	0- 0	0- 0	HOME	0- 1	0- 3	1- 1				
1- 4	0- 0	0- 0	AWAY	0- 0	0- 0	1- 4				
0- 0	0- 0	0- 0	NEUTRAL	0- 0	0- 0	0- 0				
0- 0	0- 0	0- 0	CONFERENCE	0- 0	0- 0	0- 0				
0- 0	0- 0	0- 0	HOME	0- 0	0- 0	0- 0				
0- 0	0- 0	0- 0	AWAY	0- 0	0- 0	0- 0				
0- 0	0- 0	0- 0	NEUTRAL	0- 0	0- 0	0- 0				

RPI 1-25				RPI 26-50				RPI 51-100				RPI 101+ Team's RPI : 326							
RPI	S	Opponent	Score	RPI	S	Opponent	Score	RPI	S	Opponent	Score	RPI	S	Opponent	Score				
								58	H	Buffal o	66	84	110	H	Youngstown St.	36	62		
													125	H	Mi ami (OH)	59	62		
													149	H	Bowl ing Green	53	74		
													215	A	Oakl and	60	71		
													218	A	Akron	53	62		
													238	A	St. Bonaventure	94	100		
													310	H	Vermont	67	46		
													312	A	Al bany (NY)	48	42		
													316	A	Col gate	53	67		
													327	H	UTRGV	53	57		
LAST 12 Division I GAMES:																			
310	H	Vermont	67	46	149	H	Bowl ing Green	53	74	58	H	Buffal o	66	84	110	H	Youngstown St.	36	62
218	A	Akron	53	62	312	A	Al bany (NY)	48	42	215	A	Oakl and	60	71	238	A	St. Bonaventure	94	100
327	H	UTRGV	53	57	125	H	Mi ami (OH)	59	62	316	A	Col gate	53	67					

Non-Div I Games:

Canisius

Average RPI Win:	351	WON-LOST	WINNING	LAST 10	STRENGTH OF	OPP. STRENGTH	TEAM	ADJ.	CONF.	ADJ CONF.
Average RPI Loss:	143	RECORD	PCT. RANK	GAMES	SCHEDULE	OF SCHEDULE	RPI	RPI	RPI	RPI

DIV. I ONLY	1- 5	310	5-5	236	242	291	291	24	24
DIV. I NON-CONF.	1- 5	310	0- 1	236	242	291	291	24	24

TOTALS	RPI 1-25	RPI 26-50	W-L RECORDS	RPI 51-100	RPI 101-150	RPI 150+			
1- 5	0- 0	0- 1	OVERALL	0- 1	0- 1	1- 2			
0- 1	0- 0	0- 0	HOME	0- 0	0- 1	0- 0			
1- 4	0- 0	0- 1	AWAY	0- 1	0- 0	1- 2			
0- 0	0- 0	0- 0	NEUTRAL	0- 0	0- 0	0- 0			
1- 5	0- 0	0- 1	NON-CONFERENCE	0- 1	0- 1	1- 2			
0- 1	0- 0	0- 0	HOME	0- 0	0- 1	0- 0			
1- 4	0- 0	0- 1	AWAY	0- 1	0- 0	1- 2			
0- 0	0- 0	0- 0	NEUTRAL	0- 0	0- 0	0- 0			
0- 0	0- 0	0- 0	CONFERENCE	0- 0	0- 0	0- 0			
0- 0	0- 0	0- 0	HOME	0- 0	0- 0	0- 0			
0- 0	0- 0	0- 0	AWAY	0- 0	0- 0	0- 0			
0- 0	0- 0	0- 0	NEUTRAL	0- 0	0- 0	0- 0			

RPI 1-25				RPI 26-50				RPI 51-100				RPI 101+ Team's RPI: 291			
RPI	S	Opponent	Score	RPI	S	Opponent	Score	RPI	S	Opponent	Score	RPI	S	Opponent	Score
				36	A	Texas A&M	27 84	74	A	Kansas St.	54 70	116	H	South Alabama	50 58
												167	A	Oklahoma	52 65
												324	A	Jackson St.	56 65
												351	A	Alcorn	57 46
LAST 12 Division I GAMES:															
				74	A	Kansas St.	54 70	351	A	Alcorn	57 46				
				36	A	Texas A&M	27 84	116	H	South Alabama	50 58				
				167	A	Oklahoma	52 65	324	A	Jackson St.	56 65				

Non-Div I Games: Central Baptist 55 34 Crowley's Ridge 91 33 Williams Baptist 70 35 Hendrix 72 40 Central Ark.

Average RPI	Win:	317	WON-LOST	WINNING	LAST 10	STRENGTH OF	OPP. STRENGTH	TEAM	ADJ.	CONF.	ADJ CONF.
Average RPI	Loss:	149	RECORD	PCT. RANK	GAMES	SCHEDULE	OF SCHEDULE	RPI	RPI	RPI	RPI
DIV. I ONLY		3- 6		240	3-6	259	232	260	260	31	31
DIV. I NON-CONF.		3- 6		240	0- 1	259	232	260	260	31	31
<hr/>											
TOTALS	RPI 1-25		RPI 26-50		W-L RECORDS	RPI 51-100		RPI 101-150		RPI 150+	
3- 6	0- 0		0- 0		OVERALL	0- 2		0- 1		3- 3	
1- 2	0- 0		0- 0		HOME	0- 1		0- 0		1- 1	
2- 4	0- 0		0- 0		AWAY	0- 1		0- 1		2- 2	
0- 0	0- 0		0- 0		NEUTRAL	0- 0		0- 0		0- 0	
3- 6	0- 0		0- 0		NON-CONFERENCE	0- 2		0- 1		3- 3	
1- 2	0- 0		0- 0		HOME	0- 1		0- 0		1- 1	
2- 4	0- 0		0- 0		AWAY	0- 1		0- 1		2- 2	
0- 0	0- 0		0- 0		NEUTRAL	0- 0		0- 0		0- 0	
0- 0	0- 0		0- 0		CONFERENCE	0- 0		0- 0		0- 0	
0- 0	0- 0		0- 0		HOME	0- 0		0- 0		0- 0	
0- 0	0- 0		0- 0		AWAY	0- 0		0- 0		0- 0	
0- 0	0- 0		0- 0		NEUTRAL	0- 0		0- 0		0- 0	

RPI 1-25				RPI 26-50				RPI 51-100				RPI 101+				Team's RPI : 260	
RPI	S	Opponent	Score	RPI	S	Opponent	Score	RPI	S	Opponent	Score	RPI	S	Opponent	Score		
								58	H	Buffalo	69	82	121	A	Yale	46	58
								64	A	Rutgers	44	73	164	H	Lehigh	62	88
													240	A	Massachusetts	59	74
													249	A	Brown	63	68
													307	H	New Hampshire	56	47
													312	A	Albany (NY)	60	53
													333	A	Morgan St.	60	36
LAST 12 Division I GAMES:																	
				58	H	Buffalo	69	82	121	A	Yale	46	58				
				333	A	Morgan St.	60	36	307	H	New Hampshire	56	47				
				240	A	Massachusetts	59	74	312	A	Albany (NY)	60	53				
				64	A	Rutgers	44	73									
				164	H	Lehigh	62	88									
				249	A	Brown	63	68									

Non-Div I Games:

Central Conn. St.

Central Mich.				Through Games Of Dec. 21, 2018							
Average RPI	Win:	147	WON-LOST	WINNING	LAST 10	STRENGTH OF	OPP. STRENGTH	TEAM	ADJ.	CONF.	ADJ CONF.
Average RPI	Loss:	22	RECORD	PCT. RANK	GAMES	SCHEDULE	OF SCHEDULE	RPI	RPI	RPI	RPI
DIV. I ONLY		8- 2	50	8-2	202	3	57	57	10	10	
DIV. I NON-CONF.		8- 2	50	0- 1	202	3	57	57	10	10	

TOTALS		RPI 1-25	RPI 26-50		W-L RECORDS		RPI 51-100	RPI 101-150		RPI 150+	
8- 2		1- 1	0- 1		OVERALL		1- 0	1- 0		5- 0	
3- 2		1- 1	0- 1		HOME		0- 0	0- 0		2- 0	
4- 0		0- 0	0- 0		AWAY		1- 0	0- 0		3- 0	
1- 0		0- 0	0- 0		NEUTRAL		0- 0	1- 0		0- 0	
8- 2		1- 1	0- 1		NON-CONFERENCE		1- 0	1- 0		5- 0	
3- 2		1- 1	0- 1		HOME		0- 0	0- 0		2- 0	
4- 0		0- 0	0- 0		AWAY		1- 0	0- 0		3- 0	
1- 0		0- 0	0- 0		NEUTRAL		0- 0	1- 0		0- 0	
0- 0		0- 0	0- 0		CONFERENCE		0- 0	0- 0		0- 0	
0- 0		0- 0	0- 0		HOME		0- 0	0- 0		0- 0	
0- 0		0- 0	0- 0		AWAY		0- 0	0- 0		0- 0	
0- 0		0- 0	0- 0		NEUTRAL		0- 0	0- 0		0- 0	

RPI 1-25				RPI 26-50				RPI 51-100 Team's RPI: 57				RPI 101+			
RPI	S	Opponent	Score	RPI	S	Opponent	Score	RPI	S	Opponent	Score	RPI	S	Opponent	Score
9	H	Louisville	68 72	35	H	South Dakota St.	71 80	62	A	Quinnipiac	67 52	134	N	Chattanooga	73 50
21	H	UCF	75 68									152	A	Virginia	74 61
												166	H	Western Ky.	108 90
												171	A	Vanderbilt	66 57
												215	H	Oakland	104 61
												253	A	Iona	82 39

LAST 12 Division I GAMES:															
21	H	UCF	75 68	9	H	Louisville	68 72	171	A	Vanderbilt	66 57	134	N	Chattanooga	73 50
166	H	Western Ky.	108 90	62	A	Quinnipiac	67 52	152	A	Virginia	74 61				
35	H	South Dakota St.	71 80	253	A	Iona	82 39								
215	H	Oakland	104 61												

Non-Div I Games:

Central Mich.

Average RPI Win: 0		WON-LOST RECORD		WINNING PCT. RANK		LAST 10 GAMES		STRENGTH OF SCHEDULE		OPP. STRENGTH OF SCHEDULE		TEAM RPI		ADJ. RPI		CONF. RPI		ADJ. CONF. RPI	
Loss: 228																			
DIV. I ONLY		0- 7		333		3-7		317		316		349		349		29		29	
DIV. I NON-CONF.		0- 7		333		0- 1		317		316		349		349		29		29	
TOTALS		RPI 1-25		RPI 26-50		W-L RECORDS		RPI 51-100		RPI 101-150		RPI 150+							
0- 7		0- 0		0- 0		OVERALL		0- 1		0- 1		0- 5							
0- 3		0- 0		0- 0		HOME		0- 1		0- 0		0- 2							
0- 4		0- 0		0- 0		AWAY		0- 0		0- 1		0- 3							
0- 0		0- 0		0- 0		NEUTRAL		0- 0		0- 0		0- 0							
0- 7		0- 0		0- 0		NON-CONFERENCE		0- 1		0- 1		0- 5							
0- 3		0- 0		0- 0		HOME		0- 1		0- 0		0- 2							
0- 4		0- 0		0- 0		AWAY		0- 0		0- 1		0- 3							
0- 0		0- 0		0- 0		NEUTRAL		0- 0		0- 0		0- 0							
0- 0		0- 0		0- 0		CONFERENCE		0- 0		0- 0		0- 0							
0- 0		0- 0		0- 0		HOME		0- 0		0- 0		0- 0							
0- 0		0- 0		0- 0		AWAY		0- 0		0- 0		0- 0							
0- 0		0- 0		0- 0		NEUTRAL		0- 0		0- 0		0- 0							

RPI 1-25				RPI 26-50				RPI 51-100				RPI 101+				Team's RPI: 349	
RPI	S	Opponent	Score	RPI	S	Opponent	Score	RPI	S	Opponent	Score	RPI	S	Opponent	Score		
								85	H	Tennessee Tech	55	77	144	A	Georgia	75	83
													219	H	Davison	34	72
													232	H	Jacksonville	58	68
													281	A	North Florida	76	82
													294	A	South Carolina St.	58	67
													338	A	Col. of Charleston	52	79
LAST 12 Division I GAMES:																	
								338	A	Col. of Charleston	52	79	281	A	North Florida	76	82
								144	A	Georgia	75	83	232	H	Jacksonville	58	68
													85	H	Tennessee Tech	55	77
													294	A	South Carolina St.	58	67
													219	H	Davison	34	72

Charleston So.

Average RPI Win: 193		WON-LOST	WINNING	LAST 10	STRENGTH OF		OPP. STRENGTH	TEAM	ADJ.	CONF.	ADJ CONF.
Loss: 101		RECORD	PCT. RANK	GAMES	SCHEDULE		OF SCHEDULE	RPI	RPI	RPI	RPI
DIV. I ONLY		7- 3	80	7-3	54		231	56	56	15	15
DIV. I NON-CONF.		7- 3	80	1- 0	54		231	56	56	15	15
TOTALS		RPI 1-25	RPI 26-50	W-L RECORDS		RPI 51-100	RPI 101-150	RPI 150+			
7- 3	0- 0	0- 0		OVERALL		1- 2	0- 1	6- 0			
5- 1	0- 0	0- 0		HOME		1- 1	0- 0	4- 0			
1- 2	0- 0	0- 0		AWAY		0- 1	0- 1	1- 0			
1- 0	0- 0	0- 0		NEUTRAL		0- 0	0- 0	1- 0			
7- 3	0- 0	0- 0		NON-CONFERENCE		1- 2	0- 1	6- 0			
5- 1	0- 0	0- 0		HOME		1- 1	0- 0	4- 0			
1- 2	0- 0	0- 0		AWAY		0- 1	0- 1	1- 0			
1- 0	0- 0	0- 0		NEUTRAL		0- 0	0- 0	1- 0			
0- 0	0- 0	0- 0		CONFERENCE		0- 0	0- 0	0- 0			
0- 0	0- 0	0- 0		HOME		0- 0	0- 0	0- 0			
0- 0	0- 0	0- 0		AWAY		0- 0	0- 0	0- 0			
0- 0	0- 0	0- 0		NEUTRAL		0- 0	0- 0	0- 0			

RPI 1-25				RPI 26-50				RPI 51-100				RPI 101+			
RPI	S	Opponent	Score	RPI	S	Opponent	Score	RPI	S	Opponent	Score	RPI	S	Opponent	Score
								65	H	Wake Forest	43 69	145	A	Fordham	64 71
								86	H	Wright St.	88 85	162	H	East Carolina	52 46
								93	A	Mercer	40 57	164	A	Lehigh	62 60
												181	H	UNC Asheville	70 53
												219	H	Davidson	78 66
												252	H	Wofford	85 63
												284	N	Liberty	63 61
LAST 12 Division I GAMES:															
				219	H	Davidson	78 66	164	A	Lehigh	62 60				
				86	H	Wright St.	88 85	145	A	Fordham	64 71				
				93	A	Mercer	40 57	252	H	Wofford	85 63				
				65	H	Wake Forest	43 69	181	H	UNC Asheville	70 53				
				162	H	East Carolina	52 46								
				284	N	Liberty	63 61								

Non-Div I Games:

Charlotte

Average RPI Win:	0	WON-LOST	WINNING	LAST 10	STRENGTH OF	OPP. STRENGTH	TEAM	ADJ.	CONF.	ADJ CONF.
Average RPI Loss:	206	RECORD	PCT. RANK	GAMES	SCHEDULE	OF SCHEDULE	RPI	RPI	RPI	RPI
DIV. I ONLY	0- 11	333	0-10	138	349	332	332	30	30	
DIV. I NON-CONF.	0- 11	333	0- 1	138	349	332	332	30	30	

TOTALS	RPI 1-25	RPI 26-50	W-L RECORDS	RPI 51-100	RPI 101-150	RPI 150+				
0- 11	0- 0	0- 0	OVERALL	0- 2	0- 2	0- 7				
0- 4	0- 0	0- 0	HOME	0- 0	0- 1	0- 3				
0- 6	0- 0	0- 0	AWAY	0- 2	0- 1	0- 3				
0- 1	0- 0	0- 0	NEUTRAL	0- 0	0- 0	0- 1				
0- 11	0- 0	0- 0	NON-CONFERENCE	0- 2	0- 2	0- 7				
0- 4	0- 0	0- 0	HOME	0- 0	0- 1	0- 3				
0- 6	0- 0	0- 0	AWAY	0- 2	0- 1	0- 3				
0- 1	0- 0	0- 0	NEUTRAL	0- 0	0- 0	0- 1				
0- 0	0- 0	0- 0	CONFERENCE	0- 0	0- 0	0- 0				
0- 0	0- 0	0- 0	HOME	0- 0	0- 0	0- 0				
0- 0	0- 0	0- 0	AWAY	0- 0	0- 0	0- 0				
0- 0	0- 0	0- 0	NEUTRAL	0- 0	0- 0	0- 0				

RPI 1-25				RPI 26-50				RPI 51-100				RPI 101+ Team's RPI: 332					
RPI	S	Opponent	Score	RPI	S	Opponent	Score	RPI	S	Opponent	Score	RPI	S	Opponent	Score		
								83	A	Xavi er	57	91	118	A	Northern Ill.	52	114
								94	A	Northwestern	35	97	140	H	UAB	45	90
													175	A	Wi sconsi n	38	85
													209	A	Morehead St.	68	104
													239	A	Loyol a Chi cago	40	76
													255	H	SIUE	66	82
													304	N	St. Franci s Brookl yn	73	110
													305	H	Valparai so	70	76
													347	H	Evansvi lle	58	67

LAST 12 Di vi si on I GAMES:																	
255	H	SIUE	66	82	118	A	Northern Ill.	52	114								
305	H	Valparai so	70	76	94	A	Northwestern	35	97								
239	A	Loyol a Chi cago	40	76	175	A	Wi sconsi n	38	85								
140	H	UAB	45	90	347	H	Evansvi lle	58	67								
209	A	Morehead St.	68	104	83	A	Xavi er	57	91								
304	N	St. Franci s Brookl yn	73	110													

Non-Div I Games:

Chicago St.

Cincinnati

Cincinnati					Through Games Of Dec. 21, 2018							
Average RPI	Win:	213	WON-LOST	WINNING	LAST 10	STRENGTH OF	OPP. STRENGTH	TEAM	ADJ.	CONF.	ADJ CONF.	
Average RPI	Loss:	124	RECORD	PCT. RANK	GAMES	SCHEDULE	OF SCHEDULE	RPI	RPI	RPI	RPI	
DIV. I ONLY		8- 5		113	6-4	153	219	130	130	8	8	
DIV. I NON-CONF.		8- 5		113	1- 0	153	219	130	130	8	8	

TOTALS		RPI 1-25		RPI 26-50		W-L RECORDS		RPI 51-100		RPI 101-150		RPI 150+
8- 5		0- 1		0- 0		OVERALL		1- 0		2- 3		5- 1
7- 1		0- 1		0- 0		HOME		1- 0		2- 0		4- 0
1- 4		0- 0		0- 0		AWAY		0- 0		0- 3		1- 1
0- 0		0- 0		0- 0		NEUTRAL		0- 0		0- 0		0- 0
8- 5		0- 1		0- 0		NON-CONFERENCE		1- 0		2- 3		5- 1
7- 1		0- 1		0- 0		HOME		1- 0		2- 0		4- 0
1- 4		0- 0		0- 0		AWAY		0- 0		0- 3		1- 1
0- 0		0- 0		0- 0		NEUTRAL		0- 0		0- 0		0- 0
0- 0		0- 0		0- 0		CONFERENCE		0- 0		0- 0		0- 0
0- 0		0- 0		0- 0		HOME		0- 0		0- 0		0- 0
0- 0		0- 0		0- 0		AWAY		0- 0		0- 0		0- 0
0- 0		0- 0		0- 0		NEUTRAL		0- 0		0- 0		0- 0

RPI 1-25				RPI 26-50				RPI 51-100				RPI 101+ Team's RPI: 130			
RPI	S	Opponent	Score	RPI	S	Opponent	Score	RPI	S	Opponent	Score	RPI	S	Opponent	Score
16	H	Old Domini on	72 76					83	H	Xavi er	79 61	107	A	Ohio St.	56 69
												115	A	Pi ttsburgh	48 65
												121	H	Yal e	66 52
												125	A	Mi ami (OH)	65 78
												126	H	VCU	66 54
												211	H	Howard	85 51
												223	A	Saint Louis	51 50
												256	A	Bal l St.	63 75
												277	H	ETSU	77 64
												314	H	Li pscomb	71 55
												346	H	Austi n Peay	69 48
LAST 12 Divi sion I GAMES:															
107	A	Ohio St.	56 69	211	H	Howard	85 51								
256	A	Bal l St.	63 75	83	H	Xavi er	79 61								
314	H	Li pscomb	71 55	126	H	VCU	66 54								
121	H	Yal e	66 52	125	A	Mi ami (OH)	65 78								
223	A	Saint Louis	51 50	16	H	Ol d Domi ni on	72 76								
115	A	Pi ttsburgh	48 65	277	H	ETSU	77 64								

Non-Div I Games:

Cincinnati

Cincinnati

Clemson				Through Games Of Dec. 21, 2018								
Average RPI	Win:	191		WON-LOST	WINNING	LAST 10	STRENGTH OF	OPP. STRENGTH	TEAM	ADJ.	CONF.	ADJ CONF.
Average RPI	Loss:	103		RECORD	PCT. RANK	GAMES	SCHEDULE	OF SCHEDULE	RPI	RPI	RPI	RPI
DIV. I ONLY			9- 4		91	7-3	91	149	88	88	1	1
DIV. I NON-CONF.			9- 4		91	1- 0	91	149	88	88	1	1

TOTALS		RPI 1-25			RPI 26-50		W-L RECORDS	RPI 51-100	RPI 101-150		RPI 150+	
9- 4		0- 0			1- 1		OVERALL	0- 2	1- 0		7- 1	
8- 1		0- 0			1- 0		HOME	0- 0	1- 0		6- 1	
0- 2		0- 0			0- 0		AWAY	0- 2	0- 0		0- 0	
1- 1		0- 0			0- 1		NEUTRAL	0- 0	0- 0		1- 0	
9- 4		0- 0			1- 1		NON-CONFERENCE	0- 2	1- 0		7- 1	
8- 1		0- 0			1- 0		HOME	0- 0	1- 0		6- 1	
0- 2		0- 0			0- 0		AWAY	0- 2	0- 0		0- 0	
1- 1		0- 0			0- 1		NEUTRAL	0- 0	0- 0		1- 0	
0- 0		0- 0			0- 0		CONFERENCE	0- 0	0- 0		0- 0	
0- 0		0- 0			0- 0		HOME	0- 0	0- 0		0- 0	
0- 0		0- 0			0- 0		AWAY	0- 0	0- 0		0- 0	
0- 0		0- 0			0- 0		NEUTRAL	0- 0	0- 0		0- 0	

RPI 1-25				RPI 26-50				RPI 51-100		Team's RPI: 88	RPI 101+	
RPI	S	Opponent	Score	RPI	S	Opponent	Score	RPI	S	Opponent	Score	
26	N	Tennessee	66 78	26	N	Tennessee	66 78	68	A	South Carolina	57 69	131 H Rhode Island 80 67
49	H	Belmont	65 62	49	H	Belmont	65 62	98	A	Alabama	56 76	157 H Appalachian St. 87 48
												159 H Illinois 69 67
												167 N Oklahoma 74 62
												189 H High Point 83 64
												219 H Davidson 80 90
												252 H Wofford 85 77
												297 H Marshall 68 54
												314 H Lipscomb 68 26

LAST 12 Division I GAMES:												
131	H	Rhode Island	80 67	167	N	Oklahoma	74 62	157	H	Appalachian St.	87 48	
189	H	High Point	83 64	297	H	Marshall	68 54	219	H	Davidson	80 90	
49	H	Belmont	65 62	68	A	South Carolina	57 69	98	A	Alabama	56 76	
159	H	Illinois	69 67	314	H	Lipscomb	68 26					
26	N	Tennessee	66 78									
98	A	Alabama	56 76									

Non-Div I Games:

Clemson

Cleveland and St.

Cleveland and St.					Through Games Of Dec. 21, 2018						
Average RPI	Win:	247	WON-LOST	WINNING	LAST 10	STRENGTH OF	OPP. STRENGTH	TEAM	ADJ.	CONF.	ADJ CONF.
Average RPI	Loss:	160	RECORD	PCT. RANK	GAMES	SCHEDULE	OF SCHEDULE	RPI	RPI	RPI	RPI
DIV. I ONLY		1- 8		320	2-8	30	345	264	264	13	13
DIV. I NON-CONF.		1- 8		320	0- 1	30	345	264	264	13	13

TOTALS		RPI 1-25		RPI 26-50		W-L RECORDS		RPI 51-100	RPI 101-150		RPI 150+
1- 8		0- 0		0- 0		OVERALL		0- 3	0- 1		1- 4
1- 2		0- 0		0- 0		HOME		0- 1	0- 1		1- 0
0- 5		0- 0		0- 0		AWAY		0- 1	0- 0		0- 4
0- 1		0- 0		0- 0		NEUTRAL		0- 1	0- 0		0- 0
1- 8		0- 0		0- 0		NON-CONFERENCE		0- 3	0- 1		1- 4
1- 2		0- 0		0- 0		HOME		0- 1	0- 1		1- 0
0- 5		0- 0		0- 0		AWAY		0- 1	0- 0		0- 4
0- 1		0- 0		0- 0		NEUTRAL		0- 1	0- 0		0- 0
0- 0		0- 0		0- 0		CONFERENCE		0- 0	0- 0		0- 0
0- 0		0- 0		0- 0		HOME		0- 0	0- 0		0- 0
0- 0		0- 0		0- 0		AWAY		0- 0	0- 0		0- 0
0- 0		0- 0		0- 0		NEUTRAL		0- 0	0- 0		0- 0

RPI 1-25				RPI 26-50				RPI 51-100				RPI 101+ Team's RPI: 264			
RPI	S	Opponent	Score	RPI	S	Opponent	Score	RPI	S	Opponent	Score	RPI	S	Opponent	Score

Non-Div I Games:

Lake Erie

79 49

Salem (WV)

113 81

Cleveland and St.

Cleveland and St.

Average RPI	Win: 273	WON-LOST	WINNING	LAST 10	STRENGTH OF	OPP. STRENGTH	TEAM	ADJ.	CONF.	ADJ CONF.
Average RPI	Loss: 94	RECORD	PCT. RANK	GAMES	SCHEDULE	OF SCHEDULE	RPI	RPI	RPI	RPI
DIV. I ONLY	5- 3	111	7-3	217	253	174	174	19	19	
DIV. I NON-CONF.	5- 3	111	0- 1	217	253	174	174	19	19	

TOTALS	RPI 1-25	RPI 26-50	W-L RECORDS	RPI 51-100	RPI 101-150	RPI 150+				
5- 3	0- 1	0- 0	OVERALL	0- 1	1- 0	4- 1				
4- 0	0- 0	0- 0	HOME	0- 0	1- 0	3- 0				
1- 1	0- 0	0- 0	AWAY	0- 0	0- 0	1- 1				
0- 2	0- 1	0- 0	NEUTRAL	0- 1	0- 0	0- 0				
5- 3	0- 1	0- 0	NON-CONFERENCE	0- 1	1- 0	4- 1				
4- 0	0- 0	0- 0	HOME	0- 0	1- 0	3- 0				
1- 1	0- 0	0- 0	AWAY	0- 0	0- 0	1- 1				
0- 2	0- 1	0- 0	NEUTRAL	0- 1	0- 0	0- 0				
0- 0	0- 0	0- 0	CONFERENCE	0- 0	0- 0	0- 0				
0- 0	0- 0	0- 0	HOME	0- 0	0- 0	0- 0				
0- 0	0- 0	0- 0	AWAY	0- 0	0- 0	0- 0				
0- 0	0- 0	0- 0	NEUTRAL	0- 0	0- 0	0- 0				

RPI 1-25				RPI 26-50				RPI 51-100				RPI 101+ Team's RPI: 174			
RPI	S	Opponent	Score	RPI	S	Opponent	Score	RPI	S	Opponent	Score	RPI	S	Opponent	Score
23	N	Auburn	78 84					90	N	Rice	52 56	149	H	Bowling Green	81 80
												168	A	UC Riverside	43 62
												287	H	Memphis	90 71
												294	H	South Carolina St.	57 44
												295	H	Western Caro.	77 59
												339	A	N.C. Central	89 66

LAST 12 Division I GAMES:															
90	N	Rice	52 56	23	N	Auburn	78 84	339	A	N.C. Central	89 66	287	H	Memphis	90 71
295	H	Western Caro.	77 59					149	H	Bowling Green	81 80	168	A	UC Riverside	43 62
								294	H	South Carolina St.	57 44				

Non-Div I Games: N.C. Wesleyan 126 65 Meredith 128 39

Coastal Caro.

Average RPI Win:	319	WON-LOST	WINNING	LAST 10	STRENGTH OF	OPP. STRENGTH	TEAM	ADJ.	CONF.	ADJ CONF.
Average RPI Loss:	230	RECORD	PCT. RANK	GAMES	SCHEDULE	OF SCHEDULE	RPI	RPI	RPI	RPI
DIV. I ONLY	3- 6	240	4-6	334	334	338	338	16	16	
DIV. I NON-CONF.	3- 6	240	0- 1	334	334	338	338	16	16	

TOTALS	RPI 1-25	RPI 26-50	W-L RECORDS	RPI 51-100	RPI 101-150	RPI 150+				
3- 6	0- 0	0- 0	OVERALL	0- 0	0- 0	3- 6				
2- 3	0- 0	0- 0	HOME	0- 0	0- 0	2- 3				
1- 3	0- 0	0- 0	AWAY	0- 0	0- 0	1- 3				
0- 0	0- 0	0- 0	NEUTRAL	0- 0	0- 0	0- 0				
3- 6	0- 0	0- 0	NON-CONFERENCE	0- 0	0- 0	3- 6				
2- 3	0- 0	0- 0	HOME	0- 0	0- 0	2- 3				
1- 3	0- 0	0- 0	AWAY	0- 0	0- 0	1- 3				
0- 0	0- 0	0- 0	NEUTRAL	0- 0	0- 0	0- 0				
0- 0	0- 0	0- 0	CONFERENCE	0- 0	0- 0	0- 0				
0- 0	0- 0	0- 0	HOME	0- 0	0- 0	0- 0				
0- 0	0- 0	0- 0	AWAY	0- 0	0- 0	0- 0				
0- 0	0- 0	0- 0	NEUTRAL	0- 0	0- 0	0- 0				

RPI 1-25				RPI 26-50				RPI 51-100				RPI 101+ Team' s RPI : 338			
RPI	S	Opponent	Score	RPI	S	Opponent	Score	RPI	S	Opponent	Score	RPI	S	Opponent	Score
												157	A	Appal achi an St.	66 80
												172	A	Campbel l	65 66
												230	H	Furman	67 70
												251	H	Winthrop	64 71
												252	A	Wofford	58 78
												294	H	South Carol ina St.	75 51
												314	A	Lip scomb	65 63
												318	H	Presbyteri an	65 71
												349	H	Charle ston So.	79 52
LAST 12 Di vi si on I GAMES:															
				318	H	Presbyteri an	65 71	230	H	Furman	67 70				
				349	H	Charle ston So.	79 52	252	A	Wofford	58 78				
				314	A	Lip scomb	65 63	172	A	Campbel l	65 66				
				157	A	Appal achi an St.	66 80	294	H	South Carol ina St.	75 51				
				251	H	Winthrop	64 71								

Non-Div I Games: North Greenville 95 62

Col. of Charleston

■ Loss,
 ■ Non-Conf, S Site,
 ■ Home
 ■ Away
 N Neutral

C
o
l
g
a
t
e

Colgate				Through Games Of Dec. 21, 2018								
Average RPI	Win:	305	WON-LOST	WINNING	LAST 10	STRENGTH OF	OPP. STRENGTH	TEAM	ADJ.	CONF.	ADJ CONF.	
Average RPI	Loss:	202	RECORD	PCT. RANK	GAMES	SCHEDULE	OF SCHEDULE	RPI	RPI	RPI	RPI	
DIV. I ONLY		4- 5		191	4-5	342	255	316	316	26	26	
DIV. I NON-CONF.		4- 5		191	0- 1	342	255	316	316	26	26	

TOTALS		RPI 1-25		RPI 26-50		W-L RECORDS		RPI 51-100		RPI 101-150		RPI 150+
4- 5		0- 0		0- 0		OVERALL		0- 1		0- 1		4- 3
3- 1		0- 0		0- 0		HOME		0- 0		0- 0		3- 1
1- 4		0- 0		0- 0		AWAY		0- 1		0- 1		1- 2
0- 0		0- 0		0- 0		NEUTRAL		0- 0		0- 0		0- 0
4- 5		0- 0		0- 0		NON-CONFERENCE		0- 1		0- 1		4- 3
3- 1		0- 0		0- 0		HOME		0- 0		0- 0		3- 1
1- 4		0- 0		0- 0		AWAY		0- 1		0- 1		1- 2
0- 0		0- 0		0- 0		NEUTRAL		0- 0		0- 0		0- 0
0- 0		0- 0		0- 0		CONFERENCE		0- 0		0- 0		0- 0
0- 0		0- 0		0- 0		HOME		0- 0		0- 0		0- 0
0- 0		0- 0		0- 0		AWAY		0- 0		0- 0		0- 0
0- 0		0- 0		0- 0		NEUTRAL		0- 0		0- 0		0- 0

RPI 1-25				RPI 26-50				RPI 51-100				RPI 101+ Team's RPI: 316					
RPI	S	Opponent	Score	RPI	S	Opponent	Score	RPI	S	Opponent	Score	RPI	S	Opponent	Score		
								73	A	Dayton	58	67	121	A	Yale	61	80
													195	A	George Mason	61	64
													269	A	UMass Lowell	61	52
													279	H	Columbia	84	71
													293	A	Siena	53	55
													326	H	Canisius	67	53
													330	H	NJIT	53	71
													344	H	Fairleigh Dickinson	71	52
LAST 12 Division I GAMES:																	
				344	H	Fairleigh Dickinson	71	52					330	H	NJIT	53	71
				293	A	Siena	53	55					269	A	UMass Lowell	61	52
				279	H	Columbia	84	71					121	A	Yale	61	80
				326	H	Canisius	67	53									
				195	A	George Mason	61	64									
				73	A	Dayton	58	67									

Non-Div I Games:

Colgate

C
o
l
g
a
t
e

Col orado					Through Games Of Dec. 21, 2018						
Average RPI	Win:	163	WON-LOST	WINNING	LAST 10	STRENGTH OF	OPP. STRENGTH	TEAM	ADJ.	CONF.	ADJ CONF.
Average RPI	Loss:	19	RECORD	PCT. RANK	GAMES	SCHEDULE	OF SCHEDULE	RPI	RPI	RPI	RPI
DIV. I ONLY			10- 1	17	9-1	240	23	40	40	2	2
DIV. I NON-CONF.			10- 1	17	1- 0	240	23	40	40	2	2

TOTALS		RPI 1-25	RPI 26-50		W-L RECORDS		RPI 51-100	RPI 101-150	RPI 150+		
10- 1		0- 1	1- 0		OVERALL		2- 0	1- 0	6- 0		
8- 0		0- 0	1- 0		HOME		1- 0	1- 0	5- 0		
1- 1		0- 1	0- 0		AWAY		0- 0	0- 0	1- 0		
1- 0		0- 0	0- 0		NEUTRAL		1- 0	0- 0	0- 0		
10- 1		0- 1	1- 0		NON-CONFERENCE		2- 0	1- 0	6- 0		
8- 0		0- 0	1- 0		HOME		1- 0	1- 0	5- 0		
1- 1		0- 1	0- 0		AWAY		0- 0	0- 0	1- 0		
1- 0		0- 0	0- 0		NEUTRAL		1- 0	0- 0	0- 0		
0- 0		0- 0	0- 0		CONFERENCE		0- 0	0- 0	0- 0		
0- 0		0- 0	0- 0		HOME		0- 0	0- 0	0- 0		
0- 0		0- 0	0- 0		AWAY		0- 0	0- 0	0- 0		
0- 0		0- 0	0- 0		NEUTRAL		0- 0	0- 0	0- 0		

RPI 1-25				RPI 26-50		Team's RPI: 40		RPI 51-100		RPI 101+	
RPI	S	Opponent	Score	RPI	S	Opponent	Score	RPI	S	Opponent	Score
19	A	Mi ami (FL)	58 73	37	H	North Carolina	86 74	78	H	Northern Colo.	77 69
								84	N	Utah St.	78 68

LAST 12 Division I GAMES:											
205	H	Pepperdi ne	80 65	192	H	Samford	81 39	123	H	Col orado St.	59 40
84	N	Utah St.	78 68	177	H	Prai rie View	79 38	177	H	Prai rie View	79 38
222	A	Nevada	65 52	225	H	Navy	59 43	192	H	Samford	81 39
37	H	North Carolina	86 74	289	H	San Jose St.	76 64	205	H	Pepperdi ne	80 65
123	H	Col orado St.	59 40	19	A	Mi ami (FL)	58 73	222	A	Nevada	65 52
78	H	Northern Colo.	77 69					225	H	Navy	59 43
								289	H	San Jose St.	76 64

Non-Di v I Games:

Col orado

Average RPI	Win:	203	WON-LOST	WINNING	LAST 10	STRENGTH OF	OPP. STRENGTH	TEAM	ADJ.	CONF.	ADJ CONF.
Average RPI	Loss:	43	RECORD	PCT. RANK	GAMES	SCHEDULE	OF SCHEDULE	RPI	RPI	RPI	RPI
DIV. I ONLY		4- 5		191	5-5	23	169	123	123	9	9
DIV. I NON-CONF.		4- 5		191	1- 0	23	169	123	123	9	9

TOTALS	RPI 1-25		RPI 26-50		W-L RECORDS	RPI 51-100		RPI 101-150		RPI 150+	
4- 5	0- 2		0- 1		OVERALL	0- 2		1- 0		3- 0	
4- 2	0- 1		0- 0		HOME	0- 1		1- 0		3- 0	
0- 3	0- 1		0- 1		AWAY	0- 1		0- 0		0- 0	
0- 0	0- 0		0- 0		NEUTRAL	0- 0		0- 0		0- 0	
4- 5	0- 2		0- 1		NON-CONFERENCE	0- 2		1- 0		3- 0	
4- 2	0- 1		0- 0		HOME	0- 1		1- 0		3- 0	
0- 3	0- 1		0- 1		AWAY	0- 1		0- 0		0- 0	
0- 0	0- 0		0- 0		NEUTRAL	0- 0		0- 0		0- 0	
0- 0	0- 0		0- 0		CONFERENCE	0- 0		0- 0		0- 0	
0- 0	0- 0		0- 0		HOME	0- 0		0- 0		0- 0	
0- 0	0- 0		0- 0		AWAY	0- 0		0- 0		0- 0	
0- 0	0- 0		0- 0		NEUTRAL	0- 0		0- 0		0- 0	

RPI 1-25				RPI 26-50				RPI 51-100				RPI 101+ Team's RPI: 123			
RPI	S	Opponent	Score	RPI	S	Opponent	Score	RPI	S	Opponent	Score	RPI	S	Opponent	Score
18	A	Gonzaga	39 50	40	A	Colorado	40 59	53	A	BYU	42 51	142	H	Northern Ari z.	65 54
24	H	Ari zona St.	39 70					78	H	Northern Colo.	47 53	185	H	Denver	84 79
												202	H	Cornel I	56 53
												281	H	North Florida	61 59

LAST 12 Division I GAMES:															
202	H	Cornel I	56 53	185	H	Denver	84 79	53	A	BYU	42 51				
78	H	Northern Colo.	47 53	24	H	Ari zona St.	39 70								
40	A	Colorado	40 59	142	H	Northern Ari z.	65 54								
				281	H	North Florida	61 59								
				18	A	Gonzaga	39 50								

Non-Div I Games: Eastern N.M. 72 46

Colorado St.

Columbi a				Through Games Of Dec. 21, 2018							
Average RPI	Win:	273	WON-LOST	WINNING	LAST 10	STRENGTH OF	OPP. STRENGTH	TEAM	ADJ.	CONF.	ADJ CONF.
Average RPI	Loss:	184	RECORD	PCT. RANK	GAMES	SCHEDULE	OF SCHEDULE	RPI	RPI	RPI	RPI
DIV. I ONLY			2- 8	292	2-8	173	296	279	279	12	12
DIV. I NON-CONF.			2- 8	292	0- 1	173	296	279	279	12	12

TOTALS	RPI 1-25			RPI 26-50		W-L RECORDS		RPI 51-100		RPI 101-150	RPI 150+
2- 8	0- 0			0- 0		OVERALL		0- 1		0- 2	2- 5
1- 2	0- 0			0- 0		HOME		0- 0		0- 1	1- 1
1- 6	0- 0			0- 0		AWAY		0- 1		0- 1	1- 4
0- 0	0- 0			0- 0		NEUTRAL		0- 0		0- 0	0- 0
2- 8	0- 0			0- 0		NON-CONFERENCE		0- 1		0- 2	2- 5
1- 2	0- 0			0- 0		HOME		0- 0		0- 1	1- 1
1- 6	0- 0			0- 0		AWAY		0- 1		0- 1	1- 4
0- 0	0- 0			0- 0		NEUTRAL		0- 0		0- 0	0- 0
0- 0	0- 0			0- 0		CONFERENCE		0- 0		0- 0	0- 0
0- 0	0- 0			0- 0		HOME		0- 0		0- 0	0- 0
0- 0	0- 0			0- 0		AWAY		0- 0		0- 0	0- 0
0- 0	0- 0			0- 0		NEUTRAL		0- 0		0- 0	0- 0

RPI 1-25				RPI 26-50				RPI 51-100				RPI 101+ Team's RPI: 279					
RPI	S	Opponent	Score	RPI	S	Opponent	Score	RPI	S	Opponent	Score	RPI	S	Opponent	Score		
								89	A	Boston College	60	74	114	H	Houston	72	83
													145	A	Fordham	49	68
													159	A	Illinois	69	76
													173	A	Milwaukee	65	78
													198	H	Cal St. Fullerton	58	61
													228	A	Hofstra	65	63
													280	A	Saint Joseph's	61	68
													316	A	Colgate	71	84
													317	H	Army West Point	70	49

LAST 12 Division I GAMES:																	
145	A	Fordham	49	68	280	A	Saint Joseph's	61	68	316	A	Colgate	71	84			
198	H	Cal St. Fullerton	58	61	316	A	Colgate	71	84	114	H	Houston	72	83			
89	A	Boston College	60	74	114	H	Houston	72	83	159	A	Illinois	69	76			
228	A	Hofstra	65	63	173	A	Milwaukee	65	78	317	H	Army West Point	70	49			

Non-Div I Games:

Columbi a

Average RPI Win:	0	WON-LOST	WINNING	LAST 10	STRENGTH OF	OPP. STRENGTH	TEAM	ADJ.	CONF.	ADJ CONF.
Average RPI Loss:	148	RECORD	PCT. RANK	GAMES	SCHEDULE	OF SCHEDULE	RPI	RPI	RPI	RPI
DIV. I ONLY	0- 11	333	0-10	11	340	243	243	32	32	
DIV. I NON-CONF.	0- 11	333	0- 1	11	340	243	243	32	32	

TOTALS	RPI 1-25	RPI 26-50	W-L RECORDS	RPI 51-100	RPI 101-150	RPI 150+				
0- 11	0- 1	0- 2	OVERALL	0- 1	0- 2	0- 5				
0- 1	0- 0	0- 0	HOME	0- 0	0- 0	0- 1				
0- 9	0- 1	0- 2	AWAY	0- 1	0- 1	0- 4				
0- 1	0- 0	0- 0	NEUTRAL	0- 0	0- 1	0- 0				
0- 11	0- 1	0- 2	NON-CONFERENCE	0- 1	0- 2	0- 5				
0- 1	0- 0	0- 0	HOME	0- 0	0- 0	0- 1				
0- 9	0- 1	0- 2	AWAY	0- 1	0- 1	0- 4				
0- 1	0- 0	0- 0	NEUTRAL	0- 0	0- 1	0- 0				
0- 0	0- 0	0- 0	CONFERENCE	0- 0	0- 0	0- 0				
0- 0	0- 0	0- 0	HOME	0- 0	0- 0	0- 0				
0- 0	0- 0	0- 0	AWAY	0- 0	0- 0	0- 0				
0- 0	0- 0	0- 0	NEUTRAL	0- 0	0- 0	0- 0				

RPI 1-25				RPI 26-50				RPI 51-100				RPI 101+				Team's RPI: 243
RPI	S	Opponent	Score	RPI	S	Opponent	Score	RPI	S	Opponent	Score	RPI	S	Opponent	Score	
13	A	Mississippi St.	38 110	31	A	Minnesota	52 84	63	A	Ohio	62 87	117	A	FGCU	61 93	
				44	A	Maryland	36 93					140	N	UAB	61 86	
												152	A	Virginia	41 55	
												196	A	West Virginia	37 78	
												283	H	UMBC	52 57	
												290	A	Niagara	69 71	
												297	A	Marshall	67 88	

LAST 12 Division I GAMES:																
140	N	UAB	61 86	152	A	Virginia	41 55	297	A	Marshall	67 88	13	A	Mississippi St.	38 110	
117	A	FGCU	61 93	297	A	Marshall	67 88	283	H	UMBC	52 57	44	A	Maryland	36 93	
290	A	Niagara	69 71	13	A	Mississippi St.	38 110	44	A	Maryland	36 93	196	A	West Virginia	37 78	
31	A	Minnesota	52 84	283	H	UMBC	52 57									
63	A	Ohio	62 87	44	A	Maryland	36 93									
				196	A	West Virginia	37 78									

Non-Div I Games:

Coppin St.

Average RPI Win: 314
Average RPI Loss: 134

WON-LOST
RECORD

WINNING
PCT. RANK

LAST 10
GAMES

STRENGTH OF
SCHEDULE

OPP. STRENGTH
OF SCHEDULE

TEAM
RPI

ADJ.
RPI

CONF.
RPI

ADJ CONF.
RPI

DIV. I ONLY	4- 5	191	4-5	226	282	202	202	12	12
DIV. I NON-CONF.	4- 5	191	1- 0	226	282	202	202	12	12
TOTALS	RPI 1-25	RPI 26-50	W-L RECORDS	RPI 51-100	RPI 101-150	RPI 150+			
4- 5	0- 0	0- 1	OVERALL	0- 0	0- 2	4- 2			
3- 0	0- 0	0- 0	HOME	0- 0	0- 0	3- 0			
1- 5	0- 0	0- 1	AWAY	0- 0	0- 2	1- 2			
0- 0	0- 0	0- 0	NEUTRAL	0- 0	0- 0	0- 0			
4- 5	0- 0	0- 1	NON-CONFERENCE	0- 0	0- 2	4- 2			
3- 0	0- 0	0- 0	HOME	0- 0	0- 0	3- 0			
1- 5	0- 0	0- 1	AWAY	0- 0	0- 2	1- 2			
0- 0	0- 0	0- 0	NEUTRAL	0- 0	0- 0	0- 0			
0- 0	0- 0	0- 0	CONFERENCE	0- 0	0- 0	0- 0			
0- 0	0- 0	0- 0	HOME	0- 0	0- 0	0- 0			
0- 0	0- 0	0- 0	AWAY	0- 0	0- 0	0- 0			
0- 0	0- 0	0- 0	NEUTRAL	0- 0	0- 0	0- 0			

RPI	S	Opponent	Score	RPI	S	Opponent	Score	RPI	S	Opponent	Score	RPI	S	Opponent	Score
31	A	Minnesota	45 65									108	A	Stony Brook	61 63
												123	A	Colorado St.	53 56
												164	A	Lehigh	54 67
												246	A	Binghamton	61 72
												269	H	UMass Lowell	63 54
												312	H	Albany (NY)	48 34
												331	A	Lafayette	62 59
												343	H	Delaware St.	94 59
LAST 12 Division I GAMES:															
331	A	Lafayette	62 59	269	H	UMass Lowell	63 54								
343	H	Delaware St.	94 59	312	H	Albany (NY)	48 34								
108	A	Stony Brook	61 63	246	A	Binghamton	61 72								
164	A	Lehigh	54 67												
123	A	Colorado St.	53 56												
31	A	Minnesota	45 65												

Non-Div I Games:

Cornell

Average RPI Loss: 31

DIV. I ONLY	6- 5	147	6-4	76	79	105	105	3	3
DIV. I NON-CONF.	6- 5	147	1- 0	76	79	105	105	3	3
TOTALS	RPI 1-25	RPI 26-50	W-L RECORDS	RPI 51-100	RPI 101-150	RPI 150+			
6- 5	0- 3	0- 1	OVERALL	0- 1	1- 0	5- 0			
2- 3	0- 3	0- 0	HOME	0- 0	1- 0	1- 0			
2- 2	0- 0	0- 1	AWAY	0- 1	0- 0	2- 0			
2- 0	0- 0	0- 0	NEUTRAL	0- 0	0- 0	2- 0			
6- 5	0- 3	0- 1	NON-CONFERENCE	0- 1	1- 0	5- 0			
2- 3	0- 3	0- 0	HOME	0- 0	1- 0	1- 0			
2- 2	0- 0	0- 1	AWAY	0- 1	0- 0	2- 0			
2- 0	0- 0	0- 0	NEUTRAL	0- 0	0- 0	2- 0			
0- 0	0- 0	0- 0	CONFERENCE	0- 0	0- 0	0- 0			
0- 0	0- 0	0- 0	HOME	0- 0	0- 0	0- 0			
0- 0	0- 0	0- 0	AWAY	0- 0	0- 0	0- 0			
0- 0	0- 0	0- 0	NEUTRAL	0- 0	0- 0	0- 0			

RPI 1-25					
RPI	S	Opponent	Score		
14	H	Drake	69	85	
15	H	South Dakota	65	77	
22	H	Florida St.	52	71	

RPI 26-50					
RPI	S	Opponent	Score		
35	A	South Dakota St.	48	74	

RPI 51-100					
RPI	S	Opponent	Score		
71	A	UNI	55	65	

RPI 101+					
RPI	S	Opponent	Score		
112	H	Nebraska	74	65	
153	N	South Fla.	83	76	
171	N	Vanderbilt	75	55	
237	A	Wichita St.	83	71	
275	H	Omaha	66	51	
325	A	North Dakota St.	86	51	

Team's RPI: 105					
RPI	S	Opponent	Score		
112	H	Nebraska	74	65	
153	N	South Fla.	83	76	
171	N	Vanderbilt	75	55	
237	A	Wichita St.	83	71	
275	H	Omaha	66	51	
325	A	North Dakota St.	86	51	

LAST 12 Division I GAMES:					
237	A	Wichita St.	83	71	
275	H	Omaha	66	51	
112	H	Nebraska	74	65	
14	H	Drake	69	85	
71	A	UNI	55	65	
35	A	South Dakota St.	48	74	
171	N	Vanderbilt	75	55	
153	N	South Fla.	83	76	
22	H	Florida St.	52	71	
325	A	North Dakota St.	86	51	
15	H	South Dakota	65	77	

Creighton

Average RPI Win:	281	WON-LOST	WINNING	LAST 10	STRENGTH OF	OPP. STRENGTH	TEAM	ADJ.	CONF.	ADJ CONF.
Average RPI Loss:	156	RECORD	PCT. RANK	GAMES	SCHEDULE	OF SCHEDULE	RPI	RPI	RPI	RPI
DIV. I ONLY	6- 5	147	5-5	310	209	245	245	12	12	
DIV. I NON-CONF.	6- 5	147	0- 1	310	209	245	245	12	12	

TOTALS	RPI 1-25	RPI 26-50	W-L RECORDS	RPI 51-100	RPI 101-150	RPI 150+				
6- 5	0- 0	0- 1	OVERALL	0- 1	0- 0	6- 3				
4- 1	0- 0	0- 0	HOME	0- 1	0- 0	4- 0				
2- 2	0- 0	0- 0	AWAY	0- 0	0- 0	2- 2				
0- 2	0- 0	0- 1	NEUTRAL	0- 0	0- 0	0- 1				
6- 5	0- 0	0- 1	NON-CONFERENCE	0- 1	0- 0	6- 3				
4- 1	0- 0	0- 0	HOME	0- 1	0- 0	4- 0				
2- 2	0- 0	0- 0	AWAY	0- 0	0- 0	2- 2				
0- 2	0- 0	0- 1	NEUTRAL	0- 0	0- 0	0- 1				
0- 0	0- 0	0- 0	CONFERENCE	0- 0	0- 0	0- 0				
0- 0	0- 0	0- 0	HOME	0- 0	0- 0	0- 0				
0- 0	0- 0	0- 0	AWAY	0- 0	0- 0	0- 0				
0- 0	0- 0	0- 0	NEUTRAL	0- 0	0- 0	0- 0				

RPI 1-25				RPI 26-50				RPI 51-100				RPI 101+ Team' s RPI : 245			
RPI	S	Opponent	Score	RPI	S	Opponent	Score	RPI	S	Opponent	Score	RPI	S	Opponent	Score
				50	N	Middle Tenn.	58 70	58	H	Buffalo	69 75	188	A	San Diego	76 78
												198	A	Cal St. Fullerton	62 67
												207	H	Boston U.	64 44
												269	H	UMass Lowell	70 54
												271	H	Fairfield	59 46
												285	N	UC Santa Barbara	56 62
												307	A	New Hampshire	62 42
												310	A	Vermont	66 42
												323	H	Loyola Maryland	54 41
LAST 12 Division I GAMES:															
				271	H	Fairfield	59 46	285	N	UC Santa Barbara	56 62				
				207	H	Boston U.	64 44	307	A	New Hampshire	62 42				
				188	A	San Diego	76 78	58	H	Buffalo	69 75				
				198	A	Cal St. Fullerton	62 67	269	H	UMass Lowell	70 54				
				50	N	Middle Tenn.	58 70	323	H	Loyola Maryland	54 41				
				310	A	Vermont	66 42								

Non-Div I Games:

Dartmouth

Average RPI Win:	221	WON-LOST	WINNING	LAST 10	STRENGTH OF	OPP. STRENGTH	TEAM	ADJ.	CONF.	ADJ CONF.
Average RPI Loss:	169	RECORD	PCT. RANK	GAMES	SCHEDULE	OF SCHEDULE	RPI	RPI	RPI	RPI
DIV. I ONLY	5- 6	178	4-6	270	201	219	219	17	17	
DIV. I NON-CONF.	5- 6	178	0- 1	270	201	219	219	17	17	
<hr/>										
TOTALS	RPI 1-25	RPI 26-50	W-L RECORDS	RPI 51-100	RPI 101-150	RPI 150+				
5- 6	0- 0	0- 0	OVERALL	1- 2	0- 0	4- 4				
3- 1	0- 0	0- 0	HOME	0- 0	0- 0	3- 1				
2- 5	0- 0	0- 0	AWAY	1- 2	0- 0	1- 3				
0- 0	0- 0	0- 0	NEUTRAL	0- 0	0- 0	0- 0				
5- 6	0- 0	0- 0	NON-CONFERENCE	1- 2	0- 0	4- 4				
3- 1	0- 0	0- 0	HOME	0- 0	0- 0	3- 1				
2- 5	0- 0	0- 0	AWAY	1- 2	0- 0	1- 3				
0- 0	0- 0	0- 0	NEUTRAL	0- 0	0- 0	0- 0				
0- 0	0- 0	0- 0	CONFERENCE	0- 0	0- 0	0- 0				
0- 0	0- 0	0- 0	HOME	0- 0	0- 0	0- 0				
0- 0	0- 0	0- 0	AWAY	0- 0	0- 0	0- 0				
0- 0	0- 0	0- 0	NEUTRAL	0- 0	0- 0	0- 0				

RPI 1-25				RPI 26-50				RPI 51-100				RPI 101+ Team's RPI: 219					
RPI	S	Opponent	Score	RPI	S	Opponent	Score	RPI	S	Opponent	Score	RPI	S	Opponent	Score		
								56	A	Charlotte	66	78	157	H	Appalachian St.	78	81
								87	A	Princeton	57	65	160	H	William & Mary	76	65
								88	A	Clemson	90	80	181	A	UNC Asheville	56	69
													189	H	High Point	71	62
													233	A	Elon	72	73
													299	A	Gardner-Webb	49	54
													318	H	Presbyterian	83	56
													349	A	Charleston So.	72	34
LAST 12 Division I GAMES:																	
				189	H	High Point	71	62	56	A	Charlotte	66	78				
				160	H	William & Mary	76	65	318	H	Presbyterian	83	56				
				181	A	UNC Asheville	56	69	88	A	Clemson	90	80				
				157	H	Appalachian St.	78	81	233	A	Elon	72	73				
				299	A	Gardner-Webb	49	54	87	A	Princeton	57	65				
				349	A	Charleston So.	72	34									

Non-Div I Games: Queens (NC) 80 47

Davidson

Average RPI Win: 171

Average RPI Loss: 52

WON-LOST
RECORDWINNING
PCT. RANKLAST 10
GAMESSTRENGTH OF
SCHEDULEOPP. STRENGTH
OF SCHEDULETEAM
RPIADJ.
RPICONF.
RPIADJ CONF.
RPIDIV. I ONLY
DIV. I NON-CONF.5- 6
5- 6178
1784-6
1- 08
8250
25073
7373
7317
1717
17

TOTALS

RPI 1-25

RPI 26-50

W-L RECORDS

RPI 51-100

RPI 101-150

RPI 150+

5- 6

0- 0

0- 4

OVERALL

3- 1

0- 1

2- 0

4- 1

0- 0

0- 1

HOME

2- 0

0- 0

2- 0

0- 4

0- 0

0- 2

AWAY

0- 1

0- 1

0- 0

1- 1

0- 0

0- 1

NEUTRAL

1- 0

0- 0

0- 0

5- 6

0- 0

0- 4

NON-CONFERENCE

3- 1

0- 1

2- 0

4- 1

0- 0

0- 1

HOME

2- 0

0- 0

2- 0

0- 4

0- 0

0- 2

AWAY

0- 1

0- 1

0- 0

1- 1

0- 0

0- 1

NEUTRAL

1- 0

0- 0

0- 0

0- 0

0- 0

0- 0

CONFERENCE

0- 0

0- 0

0- 0

0- 0

0- 0

0- 0

HOME

0- 0

0- 0

0- 0

0- 0

0- 0

0- 0

AWAY

0- 0

0- 0

0- 0

0- 0

0- 0

0- 0

NEUTRAL

0- 0

0- 0

0- 0

RPI 1-25

RPI 26-50

RPI 51-100

Team's RPI: 73

RPI 101+

RPI S Opponent Score

RPI S Opponent Score

RPI S Opponent Score

RPI S Opponent Score

28 N Virginia Tech 57 69

29 A Green Bay 35 51

39 H Northeastern 79 84

44 A Maryland 71 82

58 H Buffalo 72 59

66 N Georgia Tech 85 66

68 A South Carolina 55 65

70 H Toledo 70 49

102 A James Madison 55 68

316 H Colgate 67 58

347 H Evansville 69 30

LAST 12 Division I GAMES:

29 A Green Bay 35 51

70 H Toledo 70 49

39 H Northeastern 79 84

44 A Maryland 71 82

316 H Colgate 67 58

66 N Georgia Tech 85 66

28 N Virginia Tech 57 69

347 H Evansville 69 30

58 H Buffalo 72 59

102 A James Madison 55 68

68 A South Carolina 55 65

Dayton

Dayton

Non-Div I Games:

Dayton

DePaul

DePaul				Through Games Of Dec. 21, 2018							
Average RPI Win:		172	WON-LOST RECORD	WINNING PCT. RANK	LAST 10 GAMES	STRENGTH OF SCHEDULE	OPP. STRENGTH OF SCHEDULE	TEAM RPI	ADJ. RPI	CONF. RPI	ADJ CONF. RPI
Average RPI Loss:		4									
DIV. I ONLY			9- 3	67	8-2	109	17	42	42	3	3
DIV. I NON-CONF.			9- 3	67	1- 0	109	17	42	42	3	3

TOTALS		RPI 1-25	RPI 26-50		W-L RECORDS		RPI 51-100	RPI 101-150	RPI 150+		
9- 3		0- 3	1- 0		OVERALL		3- 0	0- 0	5- 0		
5- 1		0- 1	1- 0		HOME		1- 0	0- 0	3- 0		
2- 1		0- 1	0- 0		AWAY		0- 0	0- 0	2- 0		
2- 1		0- 1	0- 0		NEUTRAL		2- 0	0- 0	0- 0		
9- 3		0- 3	1- 0		NON-CONFERENCE		3- 0	0- 0	5- 0		
5- 1		0- 1	1- 0		HOME		1- 0	0- 0	3- 0		
2- 1		0- 1	0- 0		AWAY		0- 0	0- 0	2- 0		
2- 1		0- 1	0- 0		NEUTRAL		2- 0	0- 0	0- 0		
0- 0		0- 0	0- 0		CONFERENCE		0- 0	0- 0	0- 0		
0- 0		0- 0	0- 0		HOME		0- 0	0- 0	0- 0		
0- 0		0- 0	0- 0		AWAY		0- 0	0- 0	0- 0		
0- 0		0- 0	0- 0		NEUTRAL		0- 0	0- 0	0- 0		

RPI 1-25				RPI 26-50		Team's RPI: 42		RPI 51-100		RPI 101+	
RPI	S	Opponent	Score	RPI	S	Opponent	Score	RPI	S	Opponent	Score
1	H	Notre Dame	77 101	29	H	Green Bay	73 64	74	N	Kansas St.	79 59
3	A	UConn	63 99					87	N	Princeton	82 67
7	N	Syracuse	81 83					94	H	Northwestern	76 60

DePaul

Non-Div I Games:

DePaul

Delaware

Delaware					Through Games Of Dec. 21, 2018																			
Average RPI Win:		288	WON-LOST RECORD		WINNING PCT. RANK		LAST 10 GAMES		STRENGTH OF SCHEDULE		OPP. STRENGTH OF SCHEDULE		TEAM RPI		ADJ. RPI		CONF. RPI		ADJ CONF. RPI					
DIV. I ONLY			4- 7		229		4-6		137		312		213		213		16		16					
DIV. I NON-CONF.			4- 7		229		1- 0		137		312		213		213		16		16					

TOTALS		RPI 1-25			RPI 26-50			W-L RECORDS			RPI 51-100			RPI 101-150			RPI 150+							
4- 7		0- 1			0- 1			OVERALL			0- 1			0- 2			4- 2							
1- 2		0- 1			0- 1			HOME			0- 0			0- 0			1- 0							
1- 3		0- 0			0- 0			AWAY			0- 1			0- 0			1- 2							
2- 2		0- 0			0- 0			NEUTRAL			0- 0			0- 2			2- 0							
4- 7		0- 1			0- 1			NON-CONFERENCE			0- 1			0- 2			4- 2							
1- 2		0- 1			0- 1			HOME			0- 0			0- 0			1- 0							
1- 3		0- 0			0- 0			AWAY			0- 1			0- 0			1- 2							
2- 2		0- 0			0- 0			NEUTRAL			0- 0			0- 2			2- 0							
0- 0		0- 0			0- 0			CONFERENCE			0- 0			0- 0			0- 0							
0- 0		0- 0			0- 0			HOME			0- 0			0- 0			0- 0							
0- 0		0- 0			0- 0			AWAY			0- 0			0- 0			0- 0							
0- 0		0- 0			0- 0			NEUTRAL			0- 0			0- 0			0- 0							

RPI 1-25					RPI 26-50					RPI 51-100					RPI 101+ Team's RPI: 213									
RPI	S	Opponent			Score			RPI	S	Opponent			Score			RPI	S	Opponent			Score			
21	H	UCF			60 71			44	H	Maryland			53 77			71	A	UNI			67 79			
															120 N Bradley 47 59									
															131 N Montana St. 60 69									
															179 N Nicholas St. 71 56									
															195 A George Mason 46 72									
															207 A Boston U. 61 72									
															299 H Gardner-Webb 69 45									
															331 N Lafayette 65 47									
															343 A Delaware St. 85 77									

															LAST 12 Division I GAMES:									

															331 N Lafayette 65 47					179 N Nicholas St. 71 56				
															120 N Bradley 47 59					44 H Maryland 53 77				
															343 A Delaware St. 85 77					299 H Gardner-Webb 69 45				
															131 N Montana St. 60 69					21 H UCF 60 71				
															71 A UNI 67 79					195 A George Mason 46 72				
																				207 A Boston U. 61 72				

Delaware

Non-Div I Games:

Delaware

Average RPI Win: 0		WON-LOST RECORD		WINNING PCT. RANK		LAST 10 GAMES		STRENGTH OF SCHEDULE		OPP. STRENGTH OF SCHEDULE		TEAM RPI		ADJ. RPI		CONF. RPI		ADJ. CONF. RPI	
Average RPI Loss: 170																			
DIV. I ONLY		0- 7		333		2- 7		261		183		343		343		32		32	
DIV. I NON-CONF.		0- 7		333		0- 1		261		183		343		343		32		32	
TOTALS		RPI 1-25		RPI 26-50		W-L RECORDS		RPI 51-100		RPI 101-150		RPI 150+							
0- 7		0- 0		0- 0		OVERALL		0- 2		0- 1		0- 4							
0- 2		0- 0		0- 0		HOME		0- 0		0- 1		0- 1							
0- 5		0- 0		0- 0		AWAY		0- 2		0- 0		0- 3							
0- 0		0- 0		0- 0		NEUTRAL		0- 0		0- 0		0- 0							
0- 7		0- 0		0- 0		NON-CONFERENCE		0- 2		0- 1		0- 4							
0- 2		0- 0		0- 0		HOME		0- 0		0- 1		0- 1							
0- 5		0- 0		0- 0		AWAY		0- 2		0- 0		0- 3							
0- 0		0- 0		0- 0		NEUTRAL		0- 0		0- 0		0- 0							
0- 0		0- 0		0- 0		CONFERENCE		0- 0		0- 0		0- 0							
0- 0		0- 0		0- 0		HOME		0- 0		0- 0		0- 0							
0- 0		0- 0		0- 0		AWAY		0- 0		0- 0		0- 0							
0- 0		0- 0		0- 0		NEUTRAL		0- 0		0- 0		0- 0							

RPI 1-25				RPI 26-50				RPI 51-100				RPI 101+ Team's RPI : 343					
RPI	S	Opponent	Score	RPI	S	Opponent	Score	RPI	S	Opponent	Score	RPI	S	Opponent	Score		
								80	A	St. John's (NY)	44	82	102	H	James Madison	57	103
								83	A	Xavier	59	80	202	A	Cornell	59	94
													212	A	Temple	61	75
													213	H	Delaware	77	85
													300	A	Robert Morris	63	64
LAST 12 Division I GAMES:																	
								300	A	Robert Morris	63	64	83	A	Xavier	59	80
								202	A	Cornell	59	94	80	A	St. John's (NY)	44	82
													213	H	Delaware	77	85
													102	H	James Madison	57	103
													212	A	Temple	61	75

Non-Div I Games: Post

65 53

Cheyney

79 59

Del aware St.

Average RPI Win:	162	WON-LOST	WINNING	LAST 10	STRENGTH OF	OPP. STRENGTH	TEAM	ADJ.	CONF.	ADJ CONF.
Average RPI Loss:	116	RECORD	PCT. RANK	GAMES	SCHEDULE	OF SCHEDULE	RPI	RPI	RPI	RPI
DIV. I ONLY	7- 6	157	5-5	265	14	185	185	18	18	
DIV. I NON-CONF.	7- 6	157	0- 1	265	14	185	185	18	18	

TOTALS	RPI 1-25	RPI 26-50	W-L RECORDS	RPI 51-100	RPI 101-150	RPI 150+				
7- 6	0- 0	1- 1	OVERALL	0- 1	1- 3	5- 1				
6- 1	0- 0	1- 0	HOME	0- 0	1- 0	4- 1				
1- 5	0- 0	0- 1	AWAY	0- 1	0- 3	1- 0				
0- 0	0- 0	0- 0	NEUTRAL	0- 0	0- 0	0- 0				
7- 6	0- 0	1- 1	NON-CONFERENCE	0- 1	1- 3	5- 1				
6- 1	0- 0	1- 0	HOME	0- 0	1- 0	4- 1				
1- 5	0- 0	0- 1	AWAY	0- 1	0- 3	1- 0				
0- 0	0- 0	0- 0	NEUTRAL	0- 0	0- 0	0- 0				
0- 0	0- 0	0- 0	CONFERENCE	0- 0	0- 0	0- 0				
0- 0	0- 0	0- 0	HOME	0- 0	0- 0	0- 0				
0- 0	0- 0	0- 0	AWAY	0- 0	0- 0	0- 0				
0- 0	0- 0	0- 0	NEUTRAL	0- 0	0- 0	0- 0				

RPI	S	Opponent	Score	RPI	S	Opponent	Score	RPI	S	Opponent	Score	RPI	S	Opponent	Score	Team's RPI: 185
33	H	Lamar University	117 110	78	A	Northern Colo.	66 74	112	A	Nebraska	71 96	123	A	Colorado St.	79 84	
48	A	Wyoming	74 78					129	H	Loyola Marymount	104 75	140	A	New Mexico St.	64 66	
								154	H	UMKC	92 75	184	H	American	83 54	
								191	H	Air Force	92 66	192	H	Samford	83 87	
								208	A	Southern Utah	71 70	238	H	St. Bonaventure	76 62	

LAST 12 Division I GAMES:																
192	H	Samford	83 87	123	A	Colorado St.	79 84	238	H	St. Bonaventure	76 62	33	H	Lamar University	117 110	
112	A	Nebraska	71 96									184	H	American	83 54	
140	A	New Mexico St.	64 66									78	A	Northern Colo.	66 74	
208	A	Southern Utah	71 70									191	H	Air Force	92 66	
48	A	Wyoming	74 78													
129	H	Loyola Marymount	104 75													

Non-Div I Games:

Denver

Average RPI Win:	341	WON-LOST	WINNING	LAST 10	STRENGTH OF	OPP. STRENGTH	TEAM	ADJ.	CONF.	ADJ CONF.
Average RPI Loss:	177	RECORD	PCT. RANK	GAMES	SCHEDULE	OF SCHEDULE	RPI	RPI	RPI	RPI
DIV. I ONLY	1- 9	328	1-9	159	324	302	302	13	13	
DIV. I NON-CONF.	1- 9	328	0- 1	159	324	302	302	13	13	

TOTALS	RPI 1-25	RPI 26-50	W-L RECORDS	RPI 51-100	RPI 101-150	RPI 150+				
1- 9	0- 0	0- 0	OVERALL	0- 2	0- 3	1- 4				
0- 3	0- 0	0- 0	HOME	0- 0	0- 1	0- 2				
1- 6	0- 0	0- 0	AWAY	0- 2	0- 2	1- 2				
0- 0	0- 0	0- 0	NEUTRAL	0- 0	0- 0	0- 0				
1- 9	0- 0	0- 0	NON-CONFERENCE	0- 2	0- 3	1- 4				
0- 3	0- 0	0- 0	HOME	0- 0	0- 1	0- 2				
1- 6	0- 0	0- 0	AWAY	0- 2	0- 2	1- 2				
0- 0	0- 0	0- 0	NEUTRAL	0- 0	0- 0	0- 0				
0- 0	0- 0	0- 0	CONFERENCE	0- 0	0- 0	0- 0				
0- 0	0- 0	0- 0	HOME	0- 0	0- 0	0- 0				
0- 0	0- 0	0- 0	AWAY	0- 0	0- 0	0- 0				
0- 0	0- 0	0- 0	NEUTRAL	0- 0	0- 0	0- 0				

RPI 1-25				RPI 26-50				RPI 51-100				RPI 101+ Team' s RPI: 302					
RPI	S	Opponent	Score	RPI	S	Opponent	Score	RPI	S	Opponent	Score	RPI	S	Opponent	Score		
								70	A	Toledo	60	77	107	A	Ohio St.	41	55
								92	A	Michigan	62	95	125	H	Miami (OH)	59	78
												149	A	Bowling Green	73	79	
												226	A	Eastern Mich.	53	60	
												239	A	Loyol a Chi cago	43	52	
												275	H	Omaha	42	51	
												311	H	Western Mi ch.	44	54	
												341	A	Manhattan	58	56	

LAST 12 Division I GAMES:																	
				149	A	Bowl ing Green	73	79	70	A	Toledo	60	77				
				311	H	Western Mi ch.	44	54	125	H	Mi ami (OH)	59	78				
				226	A	Eastern Mi ch.	53	60	239	A	Loyol a Chi cago	43	52				
				275	H	Omaha	42	51	107	A	Ohio St.	41	55				
				341	A	Manhattan	58	56									
				92	A	Michigan	62	95									

Non-Div I Games: Mich.-Dearborn 68 60

Detroit Mercy

Average RPI Win: 110

Average RPI Loss: 14

WON-LOST
RECORDWINNING
PCT. RANKLAST 10
GAMESSTRENGTH OF
SCHEDULEOPP. STRENGTH
OF SCHEDULETEAM
RPIADJ.
RPICONF.
RPIADJ CONF.
RPIDIV. I ONLY
DIV. I NON-CONF.7- 4
7- 4103
1036-4
1- 016
164
414
1414
1414
1414
14

TOTALS

RPI 1-25

RPI 26-50

W-L RECORDS

RPI 51-100

RPI 101-150

RPI 150+

7- 4 1- 3

2- 1 1- 1

3- 2 0- 1

2- 1 0- 1

0- 1

0- 0

0- 1

0- 0

OVERALL

HOME

AWAY

NEUTRAL

2- 0

0- 0

0- 0

2- 0

3- 0

1- 0

2- 0

0- 0

1- 0

0- 0

1- 0

0- 0

7- 4 1- 3

2- 1 1- 1

3- 2 0- 1

2- 1 0- 1

0- 1

0- 0

0- 1

0- 0

NON-CONFERENCE

HOME

AWAY

NEUTRAL

2- 0

0- 0

0- 0

2- 0

3- 0

1- 0

2- 0

0- 0

1- 0

0- 0

1- 0

0- 0

0- 0 0- 0

0- 0 0- 0

0- 0 0- 0

0- 0 0- 0

0- 0

0- 0

0- 0

0- 0

CONFERENCE

HOME

AWAY

NEUTRAL

0- 0

0- 0

0- 0

0- 0

0- 0

0- 0

0- 0

0- 0

0- 0

0- 0

0- 0

0- 0

RPI 1-25

Team's RPI: 14

RPI 26-50

RPI 51-100

RPI 101+

RPI	S	Opponent	Score
1	N	Notre Dame	64 82
8	A	Iowa St.	81 86
11	H	Iowa	82 91
15	H	South Dakota	76 64

RPI	S	Opponent	Score
35	A	South Dakota St.	71 80

RPI	S	Opponent	Score
64	N	Rutgers	69 59
68	N	South Carolina	90 85

RPI	S	Opponent	Score
105	A	Creighton	85 69
112	A	Nebraska	83 77
146	H	CSUN	73 63
262	A	Western Ill.	98 71

LAST 12 Division I GAMES:

8	A	Iowa St.	81 86	68	N	South Carolina	90 85
35	A	South Dakota St.	71 80	1	N	Notre Dame	64 82
105	A	Creighton	85 69	11	H	Iowa	82 91
64	N	Rutgers	69 59	262	A	Western Ill.	98 71
146	H	CSUN	73 63	112	A	Nebraska	83 77
15	H	South Dakota	76 64				

Non-Div I Games:

Clarke

91 43

Drake

Loss,
 Non-Conf, S Site,
 H Home
A Away
 N Neutral

Average RPI Win: 260

Average RPI Loss: 74

WON-LOST
RECORDWINNING
PCT. RANKLAST 10
GAMESSTRENGTH OF
SCHEDULEOPP. STRENGTH
OF SCHEDULETEAM
RPIADJ.
RPICONF.
RPIADJ CONF.
RPIDIV. I ONLY
DIV. I NON-CONF.7- 3
7- 380
807-3
1- 0238
238213
213158
158158
15816
1616
16

TOTALS

RPI 1-25

RPI 26-50

W-L RECORDS

RPI 51-100

RPI 101-150

RPI 150+

7- 3
3- 2
3- 0
1- 10- 0
0- 0
0- 0
0- 01- 0
1- 0
0- 0
0- 0OVERALL
HOME
AWAY
NEUTRAL0- 3
0- 2
0- 0
0- 10- 0
0- 0
0- 0
0- 06- 0
2- 0
3- 0
1- 07- 3
3- 2
3- 0
1- 10- 0
0- 0
0- 0
0- 01- 0
1- 0
0- 0
0- 0NON-CONFERENCE
HOME
AWAY
NEUTRAL0- 3
0- 2
0- 0
0- 10- 0
0- 0
0- 0
0- 06- 0
2- 0
3- 0
1- 00- 0
0- 0
0- 0
0- 00- 0
0- 0
0- 0
0- 00- 0
0- 0
0- 0
0- 0CONFERENCE
HOME
AWAY
NEUTRAL0- 0
0- 0
0- 0
0- 00- 0
0- 0
0- 0
0- 00- 0
0- 0
0- 0
0- 0

RPI 1-25

RPI S Opponent Score

RPI 26-50

RPI S Opponent Score
41 H Bucknel l 64 42

RPI 51-100

RPI S Opponent Score
62 H Qui nni pi ac 52 56
75 H Penn 39 55
86 N Wright St. 63 71

RPI 101+

Team's RPI: 158

RPI S Opponent Score
259 A La Salle 58 43
280 H Saint Joseph' s 51 34
293 N Si ena 51 39
299 H Gardner-Webb 65 48
310 A Vermont 60 44
341 A Manhattan 53 39

LAST 12 Division I GAMES:

341 A Manhattan 53 39
259 A La Salle 58 43
293 N Si ena 51 39
41 H Bucknel l 64 42
280 H Saint Joseph' s 51 34
62 H Qui nni pi ac 52 56310 A Vermont 60 44
75 H Penn 39 55
299 H Gardner-Webb 65 48
86 N Wright St. 63 71D
r
e
x
e
lD
r
e
x
e
l

Non-Div I Games:

Drexel

Average RPI	Win:	173	WON-LOST	WINNING	LAST 10	STRENGTH OF	OPP. STRENGTH	TEAM	ADJ.	CONF.	ADJ CONF.
Average RPI	Loss:	78	RECORD	PCT. RANK	GAMES	SCHEDULE	OF SCHEDULE	RPI	RPI	RPI	RPI
DIV. I ONLY		6- 4		119	6-4	37	160	43	43	1	1
DIV. I NON-CONF.		6- 4		119	0- 1	37	160	43	43	1	1

TOTALS	RPI 1-25		RPI 26-50		W-L RECORDS	RPI 51-100		RPI 101-150		RPI 150+	
6- 4	0- 0		1- 0		OVERALL	1- 4		0- 0		4- 0	
3- 0	0- 0		0- 0		HOME	1- 0		0- 0		2- 0	
2- 2	0- 0		1- 0		AWAY	0- 2		0- 0		1- 0	
1- 2	0- 0		0- 0		NEUTRAL	0- 2		0- 0		1- 0	
6- 4	0- 0		1- 0		NON-CONFERENCE	1- 4		0- 0		4- 0	
3- 0	0- 0		0- 0		HOME	1- 0		0- 0		2- 0	
2- 2	0- 0		1- 0		AWAY	0- 2		0- 0		1- 0	
1- 2	0- 0		0- 0		NEUTRAL	0- 2		0- 0		1- 0	
0- 0	0- 0		0- 0		CONFERENCE	0- 0		0- 0		0- 0	
0- 0	0- 0		0- 0		HOME	0- 0		0- 0		0- 0	
0- 0	0- 0		0- 0		AWAY	0- 0		0- 0		0- 0	
0- 0	0- 0		0- 0		NEUTRAL	0- 0		0- 0		0- 0	

RPI	S	Opponent	Score	RPI	S	Opponent	Score	Team's RPI: 43	RPI	S	Opponent	Score	RPI	S	Opponent	Score
				38	A	Maine	66 63		55	N	Missouri	54 62	175	A	Wisconsin	60 53
									61	A	Oregon St.	57 71	233	H	Elon	81 64
									81	H	Marist	64 56	254	H	UNLV	66 38
									94	A	Northwestern	58 84	256	N	Ball St.	79 62
									100	N	Washington	64 71				
LAST 12 Division I GAMES:																
				100	N	Washington	64 71		55	N	Missouri	54 62				
				233	H	Elon	81 64		256	N	Ball St.	79 62				
				38	A	Maine	66 63		61	A	Oregon St.	57 71				
				94	A	Northwestern	58 84		254	H	UNLV	66 38				
									81	H	Marist	64 56				
									175	A	Wisconsin	60 53				

Non-Div I Games:

Duke

D
u
q
u
e
s
n
e

Duquesne				Through Games Of Dec. 21, 2018						
Average RPI Win: 193		WON-LOST RECORD	WINNING PCT. RANK	LAST 10 GAMES	STRENGTH OF SCHEDULE	OPP. STRENGTH OF SCHEDULE	TEAM RPI	ADJ. RPI	CONF. RPI	ADJ CONF. RPI
Average RPI Loss: 45										
DIV. I ONLY		5- 5	159	5-5	27	127	54	54	17	17
DIV. I NON-CONF.		5- 5	159	0- 1	27	127	54	54	17	17

TOTALS		RPI 1-25	RPI 26-50	W-L RECORDS	RPI 51-100	RPI 101-150	RPI 150+			
5- 5	0- 2		0- 0	OVERALL	1- 3	1- 0	3- 0			
2- 1	0- 1		0- 0	HOME	0- 0	0- 0	2- 0			
3- 3	0- 0		0- 0	AWAY	1- 3	1- 0	1- 0			
0- 1	0- 1		0- 0	NEUTRAL	0- 0	0- 0	0- 0			
5- 5	0- 2		0- 0	NON-CONFERENCE	1- 3	1- 0	3- 0			
2- 1	0- 1		0- 0	HOME	0- 0	0- 0	2- 0			
3- 3	0- 0		0- 0	AWAY	1- 3	1- 0	1- 0			
0- 1	0- 1		0- 0	NEUTRAL	0- 0	0- 0	0- 0			
0- 0	0- 0		0- 0	CONFERENCE	0- 0	0- 0	0- 0			
0- 0	0- 0		0- 0	HOME	0- 0	0- 0	0- 0			
0- 0	0- 0		0- 0	AWAY	0- 0	0- 0	0- 0			
0- 0	0- 0		0- 0	NEUTRAL	0- 0	0- 0	0- 0			

RPI 1-25				RPI 26-50				RPI 51-100 Team's RPI: 54				RPI 101+			
RPI	S	Opponent	Score	RPI	S	Opponent	Score	RPI	S	Opponent	Score	RPI	S	Opponent	Score
7	N	Syracuse	71 87					51	A	Texas	41 78	143	A	Kent St.	77 72
21	H	UCF	63 71					70	A	Toledo	52 65	210	H	Mt. St. Mary's	73 64
								76	A	TCU	48 61	241	A	Saint Francis (PA)	93 73
								95	A	Penn St.	64 58	277	H	ETSU	66 58

LAST 12 Division I GAMES:															
7	N	Syracuse	71 87	21	H	UCF	63 71	95	A	Penn St.	64 58				
277	H	ETSU	66 58					143	A	Kent St.	77 72				
51	A	Texas	41 78					241	A	Saint Francis (PA)	93 73				
76	A	TCU	48 61					70	A	Toledo	52 65				
								210	H	Mt. St. Mary's	73 64				

Non-Div I Games:

Duquesne

D
u
q
u
e
s
n
e

E
T
S
U

ETSU			Through Games Of Dec. 21, 2018								
Average RPI	Win:	243	WON-LOST RECORD	WINNING PCT. RANK	LAST 10 GAMES	STRENGTH OF SCHEDULE	OPP. STRENGTH OF SCHEDULE	TEAM RPI	ADJ. RPI	CONF. RPI	ADJ CONF. RPI
Average RPI	Loss:	117									
DIV. I ONLY			2- 13	317	2-8	106	138	277	277	22	22
DIV. I NON-CONF.			2- 13	317	0- 2	106	138	277	277	22	22

TOTALS		RPI 1-25		RPI 26-50		W-L RECORDS		RPI 51-100	RPI 101-150		RPI 150+
2- 13		0- 0		0- 2		OVERALL		0- 3	0- 4		2- 4
2- 3		0- 0		0- 0		HOME		0- 0	0- 1		2- 2
0- 7		0- 0		0- 2		AWAY		0- 1	0- 3		0- 1
0- 3		0- 0		0- 0		NEUTRAL		0- 2	0- 0		0- 1
2- 13		0- 0		0- 2		NON-CONFERENCE		0- 3	0- 4		2- 4
2- 3		0- 0		0- 0		HOME		0- 0	0- 1		2- 2
0- 7		0- 0		0- 2		AWAY		0- 1	0- 3		0- 1
0- 3		0- 0		0- 0		NEUTRAL		0- 2	0- 0		0- 1
0- 0		0- 0		0- 0		CONFERENCE		0- 0	0- 0		0- 0
0- 0		0- 0		0- 0		HOME		0- 0	0- 0		0- 0
0- 0		0- 0		0- 0		AWAY		0- 0	0- 0		0- 0
0- 0		0- 0		0- 0		NEUTRAL		0- 0	0- 0		0- 0

E
T
S
U

RPI 1-25				RPI 26-50				RPI 51-100				RPI 101+ Team's RPI: 277			
RPI	S	Opponent	Score	RPI	S	Opponent	Score	RPI	S	Opponent	Score	RPI	S	Opponent	Score
				26	A	Tennessee	61 80	54	A	Duquesne	58 66	106	A	Radford	64 79
				30	A	Michigan St.	53 75	64	N	Rutgers	44 68	114	H	Houston	77 84
								68	N	South Carolina	55 101	116	A	South Alabama	74 81
												130	A	Cincinnati	64 77
												157	H	Appalachian St.	95 64
												166	N	Western Ky.	68 82
												181	A	UNC Asheville	55 56
												182	H	Troy	66 84
												284	H	Liberty	86 89
												328	H	N.C. A&T	61 56

LAST 12 Division I GAMES:															
				64	N	Rutgers	44 68	328	H	N.C. A&T	61 56				
				166	N	Western Ky.	68 82	181	A	UNC Asheville	55 56				
				26	A	Tennessee	61 80	284	H	Liberty	86 89				
				54	A	Duquesne	58 66	114	H	Houston	77 84				
				68	N	South Carolina	55 101	157	H	Appalachian St.	95 64				
				182	H	Troy	66 84	116	A	South Alabama	74 81				

Non-Div I Games:

ETSU

Average RPI Win: 256
Average RPI Loss: 108

WON-LOST
RECORD

WINNING
PCT. RANK

LAST 10
GAMES

STRENGTH OF
SCHEDULE

OPP. STRENGTH
OF SCHEDULE

TEAM
RPI

ADJ.
RPI

CONF.
RPI

ADJ CONF.
RPI

DIV. I ONLY
DIV. I NON-CONF.

9- 2
9- 2

41
41

8-2
1- 0

326
326

196
196

162
162

162
162

8
8

8
8

TOTALS

RPI 1-25

RPI 26-50

W-L RECORDS

RPI 51-100

RPI 101-150

RPI 150+

9- 2
7- 0
0- 2
2- 0

0- 0
0- 0
0- 0
0- 0

0- 0
0- 0
0- 0
0- 0

OVERALL
HOME
AWAY
NEUTRAL

1- 1
1- 0
0- 1
0- 0

0- 0
0- 0
0- 0
0- 0

8- 1
6- 0
0- 1
2- 0

9- 2
7- 0
0- 2
2- 0

0- 0
0- 0
0- 0
0- 0

0- 0
0- 0
0- 0
0- 0

NON-CONFERENCE
HOME
AWAY
NEUTRAL

1- 1
1- 0
0- 1
0- 0

0- 0
0- 0
0- 0
0- 0

8- 1
6- 0
0- 1
2- 0

0- 0
0- 0
0- 0
0- 0

0- 0
0- 0
0- 0
0- 0

0- 0
0- 0
0- 0
0- 0

CONFERENCE
HOME
AWAY
NEUTRAL

0- 0
0- 0
0- 0
0- 0

0- 0
0- 0
0- 0
0- 0

0- 0
0- 0
0- 0
0- 0

RPI 1-25

RPI S Opponent Score

RPI 26-50

RPI S Opponent Score

RPI 51-100

RPI S Opponent Score

RPI 101+

Team's RPI: 162

RPI S Opponent Score

56 A Charlotte 46 52
65 H Wake Forest 70 61

160 A William & Mary 43 63
178 H Monmouth 73 67
236 H Kennesaw St. 68 56
248 H UMES 84 69
284 H Liberty 66 63
294 N South Carolina St. 71 63
306 H USC Upstate 63 53
342 H Grand Canyon 59 47
348 N Longwood 61 52

LAST 12 Division I GAMES:

294 N South Carolina St. 71 63
348 N Longwood 61 52
306 H USC Upstate 63 53
284 H Liberty 66 63
248 H UMES 84 69
56 A Charlotte 46 52
160 A William & Mary 43 63
65 H Wake Forest 70 61
236 H Kennesaw St. 68 56
342 H Grand Canyon 59 47
178 H Monmouth 73 67

Non-Div I Games:

East Carolina

Average RPI Win: 254

Average RPI Loss: 140

WON-LOST
RECORDWINNING
PCT. RANKLAST 10
GAMESSTRENGTH OF
SCHEDULEOPP. STRENGTH
OF SCHEDULETEAM
RPIADJ.
RPICONF.
RPIADJ CONF.
RPIDIV. I ONLY
DIV. I NON-CONF.3- 5
3- 5225
2255-5
1- 0156
156289
289200
200200
20021
2121
21

TOTALS

RPI 1-25

RPI 26-50

W-L RECORDS

RPI 51-100

RPI 101-150

RPI 150+

3- 5

0- 0

0- 1

OVERALL

0- 0

0- 3

3- 1

2- 0

0- 0

0- 0

HOME

0- 0

0- 0

2- 0

0- 5

0- 0

0- 1

AWAY

0- 0

0- 3

0- 1

1- 0

0- 0

0- 0

NEUTRAL

0- 0

0- 0

1- 0

3- 5

0- 0

0- 1

NON-CONFERENCE

0- 0

0- 3

3- 1

2- 0

0- 0

0- 0

HOME

0- 0

0- 0

2- 0

0- 5

0- 0

0- 1

AWAY

0- 0

0- 3

0- 1

1- 0

0- 0

0- 0

NEUTRAL

0- 0

0- 0

1- 0

0- 0

0- 0

0- 0

CONFERENCE

0- 0

0- 0

0- 0

0- 0

0- 0

0- 0

HOME

0- 0

0- 0

0- 0

0- 0

0- 0

0- 0

AWAY

0- 0

0- 0

0- 0

0- 0

0- 0

0- 0

NEUTRAL

0- 0

0- 0

0- 0

RPI 1-25

RPI 26-50

RPI 51-100

RPI 101+

Team's RPI: 200

RPI S Opponent Score

RPI S Opponent Score

RPI S Opponent Score

RPI S Opponent Score

32 A Butler 37 72

118 A Northern Ill. 59 78

120 A Bradley 64 67

127 A Southern Ill. 59 73

161 H Indiana St. 63 39

262 N Western Ill. 64 62

305 A Valparaiso 60 62

340 H Purdue Fort Wayne 72 63

LAST 12 Division I GAMES:

161 H Indiana St. 63 39

120 A Bradley 64 67

118 A Northern Ill. 59 78

340 H Purdue Fort Wayne 72 63

127 A Southern Ill. 59 73

32 A Butler 37 72

262 N Western Ill. 64 62

305 A Valparaiso 60 62

Non-Div I Games:

Lincoln Christian 97 34

Oakland City 102 43

Eastern III.

Average RPI Win:	0	WON-LOST	WINNING	LAST 10	STRENGTH OF	OPP. STRENGTH	TEAM	ADJ.	CONF.	ADJ CONF.
Average RPI Loss:	172	RECORD	PCT. RANK	GAMES	SCHEDULE	OF SCHEDULE	RPI	RPI	RPI	RPI
DIV. I ONLY	0- 9	333	2-8	10	351	258	258	21	21	
DIV. I NON-CONF.	0- 9	333	0- 1	10	351	258	258	21	21	

TOTALS	RPI 1-25	RPI 26-50	W-L RECORDS	RPI 51-100	RPI 101-150	RPI 150+				
0- 9	0- 1	0- 0	OVERALL	0- 1	0- 1	0- 6				
0- 2	0- 0	0- 0	HOME	0- 0	0- 0	0- 2				
0- 5	0- 0	0- 0	AWAY	0- 1	0- 1	0- 3				
0- 2	0- 1	0- 0	NEUTRAL	0- 0	0- 0	0- 1				
0- 9	0- 1	0- 0	NON-CONFERENCE	0- 1	0- 1	0- 6				
0- 2	0- 0	0- 0	HOME	0- 0	0- 0	0- 2				
0- 5	0- 0	0- 0	AWAY	0- 1	0- 1	0- 3				
0- 2	0- 1	0- 0	NEUTRAL	0- 0	0- 0	0- 1				
0- 0	0- 0	0- 0	CONFERENCE	0- 0	0- 0	0- 0				
0- 0	0- 0	0- 0	HOME	0- 0	0- 0	0- 0				
0- 0	0- 0	0- 0	AWAY	0- 0	0- 0	0- 0				
0- 0	0- 0	0- 0	NEUTRAL	0- 0	0- 0	0- 0				

RPI 1-25				RPI 26-50				RPI 51-100				RPI 101+ Team' s RPI : 258			
RPI	S	Opponent	Score	RPI	S	Opponent	Score	RPI	S	Opponent	Score	RPI	S	Opponent	Score
22	N	Florida St.	45 62					63	A	Ohio	60 100	125	A	Mi ami (OH)	44 60
												195	H	George Mason	75 91
												196	A	West Vi rgi ni a	29 78
												196	N	West Vi rgi ni a	39 81
												218	A	Akron	54 63
												223	H	Sai nt Loui s	43 70
												311	A	West ern Mi ch.	53 64
LAST 12 Di vi si on I GAMES:															
218	A	Akron	54 63	196	N	West Vi rgi ni a	39 81								
311	A	West ern Mi ch.	53 64	196	A	West Vi rgi ni a	29 78								
22	N	Fl ori da St.	45 62	195	H	George Mason	75 91								
63	A	Oh i o	60 100												
125	A	Mi ami (OH)	44 60												
223	H	Sai nt Loui s	43 70												

Non-Div I Games: Brescia 70 41 Ky. Christian 90 35

Eastern Ky.

Average RPI Win:	298	WON-LOST	WINNING	LAST 10	STRENGTH OF	OPP. STRENGTH	TEAM	ADJ.	CONF.	ADJ CONF.
Average RPI Loss:	118	RECORD	PCT. RANK	GAMES	SCHEDULE	OF SCHEDULE	RPI	RPI	RPI	RPI

DIV. I ONLY	6- 4	119	6-4	309	207	226	226	10	10
DIV. I NON-CONF.	6- 4	119	0- 1	309	207	226	226	10	10
TOTALS	RPI 1-25	RPI 26-50	W-L RECORDS	RPI 51-100	RPI 101-150	RPI 150+			
6- 4	0- 1	0- 1	OVERALL	0- 0	0- 0	6- 2			
4- 0	0- 0	0- 0	HOME	0- 0	0- 0	4- 0			
2- 1	0- 0	0- 0	AWAY	0- 0	0- 0	2- 1			
0- 3	0- 1	0- 1	NEUTRAL	0- 0	0- 0	0- 1			
6- 4	0- 1	0- 1	NON-CONFERENCE	0- 0	0- 0	6- 2			
4- 0	0- 0	0- 0	HOME	0- 0	0- 0	4- 0			
2- 1	0- 0	0- 0	AWAY	0- 0	0- 0	2- 1			
0- 3	0- 1	0- 1	NEUTRAL	0- 0	0- 0	0- 1			
0- 0	0- 0	0- 0	CONFERENCE	0- 0	0- 0	0- 0			
0- 0	0- 0	0- 0	HOME	0- 0	0- 0	0- 0			
0- 0	0- 0	0- 0	AWAY	0- 0	0- 0	0- 0			
0- 0	0- 0	0- 0	NEUTRAL	0- 0	0- 0	0- 0			

RPI S	RPI 1-25	RPI S	RPI 26-50	RPI S	RPI 51-100	RPI S	RPI 101+	Team's RPI: 226
8 N	Opponent	32 N	Opponent		Opponent	159 A	Opponent	Score
	Iowa St.		Butler				Illinois	66 72
	59 85		63 73			247 H	Illinois St.	50 41
						264 H	Cleveland St.	69 63
						272 N	UNC Greensboro	44 49
						288 H	UIC	52 38
						302 H	Detroit Mercy	60 53
						340 A	Purdue Fort Wayne	87 72
						348 A	Longwood	64 45
LAST 12 Division I GAMES:								
288 H	UIC	52 38	32 N	Butler	63 73			
8 N	Iowa St.	59 85	272 N	UNC Greensboro	44 49			
247 H	Illinois St.	50 41	348 A	Longwood	64 45			
264 H	Cleveland St.	69 63	340 A	Purdue Fort Wayne	87 72			
			302 H	Detroit Mercy	60 53			
			159 A	Illinois	66 72			

Non-Div I Games:

Eastern Mich.

Average RPI	Win:	0	WON-LOST	WINNING	LAST 10	STRENGTH OF	OPP. STRENGTH	TEAM	ADJ.	CONF.	ADJ CONF.
Average RPI	Loss:	112	RECORD	PCT. RANK	GAMES	SCHEDULE	OF SCHEDULE	RPI	RPI	RPI	RPI
DIV. I ONLY		0- 8	333	1-8	25	229	261	261	11	11	
DIV. I NON-CONF.		0- 8	333	0- 1	25	229	261	261	11	11	

TOTALS	RPI 1-25		RPI 26-50		W-L RECORDS	RPI 51-100		RPI 101-150		RPI 150+	
0- 8	0- 1		0- 0		OVERALL	0- 4		0- 1		0- 2	
0- 3	0- 1		0- 0		HOME	0- 1		0- 1		0- 0	
0- 3	0- 0		0- 0		AWAY	0- 2		0- 0		0- 1	
0- 2	0- 0		0- 0		NEUTRAL	0- 1		0- 0		0- 1	
0- 8	0- 1		0- 0		NON-CONFERENCE	0- 4		0- 1		0- 2	
0- 3	0- 1		0- 0		HOME	0- 1		0- 1		0- 0	
0- 3	0- 0		0- 0		AWAY	0- 2		0- 0		0- 1	
0- 2	0- 0		0- 0		NEUTRAL	0- 1		0- 0		0- 1	
0- 0	0- 0		0- 0		CONFERENCE	0- 0		0- 0		0- 0	
0- 0	0- 0		0- 0		HOME	0- 0		0- 0		0- 0	
0- 0	0- 0		0- 0		AWAY	0- 0		0- 0		0- 0	
0- 0	0- 0		0- 0		NEUTRAL	0- 0		0- 0		0- 0	

RPI 1-25				RPI 26-50				RPI 51-100				RPI 101+ Team's RPI: 261			
RPI	S	Opponent	Score	RPI	S	Opponent	Score	RPI	S	Opponent	Score	RPI	S	Opponent	Score
18	H	Gonzaga	51 63					53	A	BYU	65 80	101	H	Utah	51 95
								61	N	Oregon St.	45 93	168	N	UC Ri versi de	45 57
								82	A	Boi se St.	55 67	313	A	Cal Poly	55 59
								99	H	Fresno St.	58 68				

LAST 12 Division I GAMES:															
168	N	UC Ri versi de	45 57	82	A	Boi se St.	55 67	313	A	Cal Poly	55 59	101	H	Utah	51 95
61	N	Oregon St.	45 93	99	H	Fresno St.	58 68	53	A	BYU	65 80	18	H	Gonzaga	51 63

Non-Div I Games: Eastern Ore. 66 45

Eastern Wash.

E
l
o
n

El on				Through Games Of Dec. 21, 2018						
Average RPI Win: 279		WON-LOST RECORD	WINNING PCT. RANK	LAST 10 GAMES	STRENGTH OF SCHEDULE	OPP. STRENGTH OF SCHEDULE	TEAM RPI	ADJ. RPI	CONF. RPI	ADJ CONF. RPI
Average RPI Loss: 114										
DIV. I ONLY		4- 5	191	5-5	264	185	233	233	16	16
DIV. I NON-CONF.		4- 5	191	1- 0	264	185	233	233	16	16

TOTALS		RPI 1-25	RPI 26-50	W-L RECORDS		RPI 51-100	RPI 101-150	RPI 150+		
4- 5	0- 0		0- 2	OVERALL		0- 1	0- 0	4- 2		
2- 2	0- 0		0- 1	HOME		0- 1	0- 0	2- 0		
2- 3	0- 0		0- 1	AWAY		0- 0	0- 0	2- 2		
0- 0	0- 0		0- 0	NEUTRAL		0- 0	0- 0	0- 0		
4- 5	0- 0		0- 2	NON-CONFERENCE		0- 1	0- 0	4- 2		
2- 2	0- 0		0- 1	HOME		0- 1	0- 0	2- 0		
2- 3	0- 0		0- 1	AWAY		0- 0	0- 0	2- 2		
0- 0	0- 0		0- 0	NEUTRAL		0- 0	0- 0	0- 0		
0- 0	0- 0		0- 0	CONFERENCE		0- 0	0- 0	0- 0		
0- 0	0- 0		0- 0	HOME		0- 0	0- 0	0- 0		
0- 0	0- 0		0- 0	AWAY		0- 0	0- 0	0- 0		
0- 0	0- 0		0- 0	NEUTRAL		0- 0	0- 0	0- 0		

E
l
o
n

RPI 1-25				RPI 26-50				RPI 51-100				RPI 101+ Team's RPI: 233			
RPI	S	Opponent	Score	RPI	S	Opponent	Score	RPI	S	Opponent	Score	RPI	S	Opponent	Score
				37	H	North Carolina	69 100	81	H	Marist	57 61	157	A	Appalachian St.	62 65
				43	A	Duke	64 81					219	H	Davids on	73 72
												231	A	Hampton	77 62
												251	A	Winthrop	57 58
												328	H	N.C. A&T	73 64
												339	A	N.C. Central	83 54
LAST 12 Division I GAMES:															
				328	H	N.C. A&T	73 64	43	A	Duke	64 81				
				251	A	Winthrop	57 58	339	A	N.C. Central	83 54				
				219	H	Davids on	73 72	37	H	North Carolina	69 100				
				231	A	Hampton	77 62								
				81	H	Marist	57 61								
				157	A	Appalachian St.	62 65								

Non-Div I Games: Chowan 88 74

E l o n

Average RPI Win:	339	WON-LOST	WINNING	LAST 10	STRENGTH OF	OPP. STRENGTH	TEAM	ADJ.	CONF.	ADJ CONF.
Average RPI Loss:	236	RECORD	PCT. RANK	GAMES	SCHEDULE	OF SCHEDULE	RPI	RPI	RPI	RPI
DIV. I ONLY	2- 9	298	2-8	346	297	347	347	14	14	
DIV. I NON-CONF.	2- 9	298	0- 1	346	297	347	347	14	14	

TOTALS	RPI 1-25	RPI 26-50	W-L RECORDS	RPI 51-100	RPI 101-150	RPI 150+				
2- 9	0- 0	0- 0	OVERALL	0- 1	0- 0	2- 8				
1- 4	0- 0	0- 0	HOME	0- 0	0- 0	1- 4				
1- 5	0- 0	0- 0	AWAY	0- 1	0- 0	1- 4				
0- 0	0- 0	0- 0	NEUTRAL	0- 0	0- 0	0- 0				
2- 9	0- 0	0- 0	NON-CONFERENCE	0- 1	0- 0	2- 8				
1- 4	0- 0	0- 0	HOME	0- 0	0- 0	1- 4				
1- 5	0- 0	0- 0	AWAY	0- 1	0- 0	1- 4				
0- 0	0- 0	0- 0	NEUTRAL	0- 0	0- 0	0- 0				
0- 0	0- 0	0- 0	CONFERENCE	0- 0	0- 0	0- 0				
0- 0	0- 0	0- 0	HOME	0- 0	0- 0	0- 0				
0- 0	0- 0	0- 0	AWAY	0- 0	0- 0	0- 0				
0- 0	0- 0	0- 0	NEUTRAL	0- 0	0- 0	0- 0				

RPI 1-25				RPI 26-50				RPI 51-100				RPI 101+				Team's RPI: 347
RPI	S	Opponent	Score	RPI	S	Opponent	Score	RPI	S	Opponent	Score	RPI	S	Opponent	Score	
								73	A	Dayton	30 69	175	A	Wisconsin	60 96	
												209	A	Morehead St.	63 85	
												220	H	Southeast Mo. St.	50 54	
												255	H	SIUE	45 54	
												267	A	Murray St.	53 81	
												288	H	UIC	54 62	
												297	A	Marshall	65 72	
												332	A	Chicago St.	67 58	
												340	H	Purdue Fort Wayne	66 72	
												346	H	Austin Peay	56 52	
LAST 12 Division I GAMES:																
220	H	Southeast Mo. St.	50 54	175	A	Wisconsin	60 96									
288	H	UIC	54 62	346	H	Austin Peay	56 52									
209	A	Morehead St.	63 85	73	A	Dayton	30 69									
297	A	Marshall	65 72	332	A	Chicago St.	67 58									
340	H	Purdue Fort Wayne	66 72	267	A	Murray St.	53 81									
255	H	SIUE	45 54													

Non-Div I Games:

FGCU

F
G
C
U

FGCU

Page 83

Average RPI Win:	340	WON-LOST	WINNING	LAST 10	STRENGTH OF	OPP. STRENGTH	TEAM	ADJ.	CONF.	ADJ CONF.
Average RPI Loss:	164	RECORD	PCT. RANK	GAMES	SCHEDULE	OF SCHEDULE	RPI	RPI	RPI	RPI
DIV. I ONLY	3- 8	263	3-7	224	332	320	320	15	15	
DIV. I NON-CONF.	3- 8	263	0- 1	224	332	320	320	15	15	

TOTALS	RPI 1-25	RPI 26-50	W-L RECORDS	RPI 51-100	RPI 101-150	RPI 150+				
3- 8	0- 1	0- 0	OVERALL	0- 0	0- 2	3- 5				
3- 5	0- 1	0- 0	HOME	0- 0	0- 1	3- 3				
0- 3	0- 0	0- 0	AWAY	0- 0	0- 1	0- 2				
0- 0	0- 0	0- 0	NEUTRAL	0- 0	0- 0	0- 0				
3- 8	0- 1	0- 0	NON-CONFERENCE	0- 0	0- 2	3- 5				
3- 5	0- 1	0- 0	HOME	0- 0	0- 1	3- 3				
0- 3	0- 0	0- 0	AWAY	0- 0	0- 1	0- 2				
0- 0	0- 0	0- 0	NEUTRAL	0- 0	0- 0	0- 0				
0- 0	0- 0	0- 0	CONFERENCE	0- 0	0- 0	0- 0				
0- 0	0- 0	0- 0	HOME	0- 0	0- 0	0- 0				
0- 0	0- 0	0- 0	AWAY	0- 0	0- 0	0- 0				
0- 0	0- 0	0- 0	NEUTRAL	0- 0	0- 0	0- 0				

RPI 1-25				RPI 26-50				RPI 51-100				RPI 101+ Team's RPI : 320			
RPI	S	Opponent	Score	RPI	S	Opponent	Score	RPI	S	Opponent	Score	RPI	S	Opponent	Score
19	H	Mi ami (FL)	43 94									116	H	South Al abama	77 84
												117	A	FGCU	58 100
												169	H	Georgi a St.	61 67
												172	H	Campbel l	54 59
												211	H	Howard	62 89
												227	A	Bethune-Cookman	57 68
												281	A	North Flori da	53 62
												333	H	Morgan St.	59 50
												337	H	Flori da A&M	77 54
												351	H	Al corn	75 40
LAST 12 Di vi si on I GAMES:															
337	H	Fl ori da A&M	77 54	116	H	South Al abama	77 84								
227	A	Bethune-Cookman	57 68	172	H	Campbel l	54 59								
117	A	FGCU	58 100	351	H	Al corn	75 40								
169	H	Georgi a St.	61 67	211	H	Howard	62 89								
19	H	Mi ami (FL)	43 94	281	A	North Flori da	53 62								
				333	H	Morgan St.	59 50								

Non-Div I Games: Palm Beach Atl. 63 66

FIU

Average RPI Win:	304	WON-LOST	WINNING	LAST 10	STRENGTH OF	OPP. STRENGTH	TEAM	ADJ.	CONF.	ADJ CONF.
Average RPI Loss:	161	RECORD	PCT. RANK	GAMES	SCHEDULE	OF SCHEDULE	RPI	RPI	RPI	RPI
DIV. I ONLY	3- 8	263	2-8	191	305	271	271	27	27	
DIV. I NON-CONF.	3- 8	263	1- 0	191	305	271	271	27	27	
<hr/>										
TOTALS	RPI 1-25	RPI 26-50	W-L RECORDS	RPI 51-100	RPI 101-150	RPI 150+				
3- 8	0- 0	0- 2	OVERALL	0- 1	0- 0	3- 5				
1- 2	0- 0	0- 1	HOME	0- 0	0- 0	1- 1				
1- 3	0- 0	0- 0	AWAY	0- 1	0- 0	1- 2				
1- 3	0- 0	0- 1	NEUTRAL	0- 0	0- 0	1- 2				
3- 8	0- 0	0- 2	NON-CONFERENCE	0- 1	0- 0	3- 5				
1- 2	0- 0	0- 1	HOME	0- 0	0- 0	1- 1				
1- 3	0- 0	0- 0	AWAY	0- 1	0- 0	1- 2				
1- 3	0- 0	0- 1	NEUTRAL	0- 0	0- 0	1- 2				
0- 0	0- 0	0- 0	CONFERENCE	0- 0	0- 0	0- 0				
0- 0	0- 0	0- 0	HOME	0- 0	0- 0	0- 0				
0- 0	0- 0	0- 0	AWAY	0- 0	0- 0	0- 0				
0- 0	0- 0	0- 0	NEUTRAL	0- 0	0- 0	0- 0				

RPI 1-25				RPI 26-50				RPI 51-100				RPI 101+				Team's RPI: 271	
RPI	S	Opponent	Score	RPI	S	Opponent	Score	RPI	S	Opponent	Score	RPI	S	Opponent	Score		
				39	H	Northeastern	50 59	83	A	Xavier	35 48	160	H	William & Mary	54 60		
				41	N	Bucknell	54 77					230	N	Furman	70 77		
												240	N	Massachusetts	49 59		
												245	A	Dartmouth	46 59		
												249	A	Brown	49 68		
												274	A	Richmond	58 40		
												288	N	UIC	68 60		
												350	H	LIU Brooklyn	71 43		
LAST 12 Division I GAMES:																	
				288	N	UIC	68 60	230	N	Furman	70 77						
				249	A	Brown	49 68	245	A	Dartmouth	46 59						
				83	A	Xavier	35 48	39	H	Northeastern	50 59						
				350	H	LIU Brooklyn	71 43	160	H	William & Mary	54 60						
				274	A	Richmond	58 40	240	N	Massachusetts	49 59						
								41	N	Bucknell	54 77						

Non-Div I Games:

Fairfield

Average RPI Win:	330	WON-LOST	WINNING	LAST 10	STRENGTH OF	OPP. STRENGTH	TEAM	ADJ.	CONF.	ADJ CONF.
Average RPI Loss:	251	RECORD	PCT. RANK	GAMES	SCHEDULE	OF SCHEDULE	RPI	RPI	RPI	RPI
DIV. I ONLY	1- 8	320		2-8	301	348	344	344	31	31
DIV. I NON-CONF.	1- 8	320		0- 1	301	348	344	344	31	31

TOTALS	RPI 1-25		RPI 26-50		W-L RECORDS		RPI 51-100		RPI 101-150	RPI 150+
1- 8	0- 0		0- 0		OVERALL		0- 0		0- 1	1- 7
1- 2	0- 0		0- 0		HOME		0- 0		0- 0	1- 2
0- 6	0- 0		0- 0		AWAY		0- 0		0- 1	0- 5
0- 0	0- 0		0- 0		NEUTRAL		0- 0		0- 0	0- 0
1- 8	0- 0		0- 0		NON-CONFERENCE		0- 0		0- 1	1- 7
1- 2	0- 0		0- 0		HOME		0- 0		0- 0	1- 2
0- 6	0- 0		0- 0		AWAY		0- 0		0- 1	0- 5
0- 0	0- 0		0- 0		NEUTRAL		0- 0		0- 0	0- 0
0- 0	0- 0		0- 0		CONFERENCE		0- 0		0- 0	0- 0
0- 0	0- 0		0- 0		HOME		0- 0		0- 0	0- 0
0- 0	0- 0		0- 0		AWAY		0- 0		0- 0	0- 0
0- 0	0- 0		0- 0		NEUTRAL		0- 0		0- 0	0- 0

RPI 1-25				RPI 26-50				RPI 51-100				RPI 101+ Team's RPI: 344			
RPI	S	Opponent	Score	RPI	S	Opponent	Score	RPI	S	Opponent	Score	RPI	S	Opponent	Score
												108	A	Stony Brook	49 63
												191	A	Air Force	37 85
												211	H	Howard	58 79
												246	A	Binghamton	54 73
												286	A	Saint Peter's	58 75
												316	A	Colgate	52 71
												317	A	Army West Point	40 62
												330	H	NJIT	64 43
												331	H	Lafayette	57 63

LAST 12 Division I GAMES:															
				286	A	Saint Peter's	58 75	317	A	Army West Point	40 62				
				108	A	Stony Brook	49 63	316	A	Colgate	52 71				
				331	H	Lafayette	57 63	246	A	Binghamton	54 73				
								211	H	Howard	58 79				
								330	H	NJIT	64 43				
								191	A	Air Force	37 85				

Non-Div I Games: Rutgers-Newark 97 51

Fairleigh Dickinson

Average RPI Win:	299	WON-LOST	WINNING	LAST 10	STRENGTH OF	OPP. STRENGTH	TEAM	ADJ.	CONF.	ADJ CONF.
Average RPI Loss:	163	RECORD	PCT. RANK	GAMES	SCHEDULE	OF SCHEDULE	RPI	RPI	RPI	RPI
DIV. I ONLY	3- 8	263	3-7	146	322	268	268	15	15	
DIV. I NON-CONF.	3- 8	263	0- 1	146	322	268	268	15	15	

TOTALS	RPI 1-25	RPI 26-50	W-L RECORDS	RPI 51-100	RPI 101-150	RPI 150+				
3- 8	0- 0	0- 1	OVERALL	0- 1	0- 1	3- 5				
2- 4	0- 0	0- 0	HOME	0- 0	0- 1	2- 3				
1- 4	0- 0	0- 1	AWAY	0- 1	0- 0	1- 2				
0- 0	0- 0	0- 0	NEUTRAL	0- 0	0- 0	0- 0				
3- 8	0- 0	0- 1	NON-CONFERENCE	0- 1	0- 1	3- 5				
2- 4	0- 0	0- 0	HOME	0- 0	0- 1	2- 3				
1- 4	0- 0	0- 1	AWAY	0- 1	0- 0	1- 2				
0- 0	0- 0	0- 0	NEUTRAL	0- 0	0- 0	0- 0				
0- 0	0- 0	0- 0	CONFERENCE	0- 0	0- 0	0- 0				
0- 0	0- 0	0- 0	HOME	0- 0	0- 0	0- 0				
0- 0	0- 0	0- 0	AWAY	0- 0	0- 0	0- 0				
0- 0	0- 0	0- 0	NEUTRAL	0- 0	0- 0	0- 0				

RPI 1-25				RPI 26-50				RPI 51-100				RPI 101+ Team's RPI: 268			
RPI	S	Opponent	Score	RPI	S	Opponent	Score	RPI	S	Opponent	Score	RPI	S	Opponent	Score
				30	A	Michigan St.	74 89	60	A	Tulane	45 88	120	H	Bradley	59 80
												151	A	Little Rock	38 61
												169	H	Georgia St.	59 75
												230	A	Furman	57 73
												231	H	Hampton	68 72
												274	H	Richmond	69 55
												293	A	Siena	70 66
												311	H	Western Mich.	59 69
												331	H	Lafayette	53 49
LAST 12 Division I GAMES:															
120	H	Bradley	59 80	60	A	Tulane	45 88	331	H	Lafayette	53 49	274	H	Richmond	69 55
30	A	Michigan St.	74 89					151	A	Little Rock	38 61	169	H	Georgia St.	59 75
311	H	Western Mich.	59 69					231	H	Hampton	68 72				
230	A	Furman	57 73												
293	A	Siena	70 66												

Non-Div I Games:

Fla. Atlantic

Florida

Florida				Through Games Of Dec. 21, 2018							
Average RPI	Win:	252	WON-LOST	WINNING	LAST 10	STRENGTH OF	OPP. STRENGTH	TEAM	ADJ.	CONF.	ADJ CONF.
Average RPI	Loss:	114	RECORD	PCT. RANK	GAMES	SCHEDULE	OF SCHEDULE	RPI	RPI	RPI	RPI
DIV. I ONLY		3- 9	271	3-7	52	222	229	229	6	6	
DIV. I NON-CONF.		3- 9	271	0- 1	52	222	229	229	6	6	

TOTALS		RPI 1-25		RPI 26-50	W-L RECORDS		RPI 51-100	RPI 101-150		RPI 150+	
3- 9		0- 2		0- 1	OVERALL		0- 2	0- 2		3- 2	
3- 3		0- 0		0- 1	HOME		0- 1	0- 0		3- 1	
0- 5		0- 2		0- 0	AWAY		0- 1	0- 1		0- 1	
0- 1		0- 0		0- 0	NEUTRAL		0- 0	0- 1		0- 0	
3- 9		0- 2		0- 1	NON-CONFERENCE		0- 2	0- 2		3- 2	
3- 3		0- 0		0- 1	HOME		0- 1	0- 0		3- 1	
0- 5		0- 2		0- 0	AWAY		0- 1	0- 1		0- 1	
0- 1		0- 0		0- 0	NEUTRAL		0- 0	0- 1		0- 0	
0- 0		0- 0		0- 0	CONFERENCE		0- 0	0- 0		0- 0	
0- 0		0- 0		0- 0	HOME		0- 0	0- 0		0- 0	
0- 0		0- 0		0- 0	AWAY		0- 0	0- 0		0- 0	
0- 0		0- 0		0- 0	NEUTRAL		0- 0	0- 0		0- 0	

RPI 1-25				RPI 26-50				RPI 51-100				RPI 101+ Team's RPI: 229			
RPI	S	Opponent	Score	RPI	S	Opponent	Score	RPI	S	Opponent	Score	RPI	S	Opponent	Score
17	A	Indiana	64 83	39	H	Northeastern	66 79	93	A	Mercer	82 92	101	N	Utah	58 74
22	A	Florida St.	56 63					94	H	Northwestern	74 83	107	A	Ohio St.	41 46
												193	H	Texas Tech	72 67
												227	H	Bethune-Cookman	64 53
												254	A	UNLV	53 56
												299	H	Gardner-Webb	58 60
												337	H	Florida A&M	62 38

LAST 12 Division I GAMES:															
254	A	UNLV	53 56	39	H	Northeastern	66 79	17	A	Indiana	64 83				
101	N	Utah	58 74					94	H	Northwestern	74 83				
107	A	Ohio St.	41 46					93	A	Mercer	82 92				
337	H	Florida A&M	62 38					22	A	Florida St.	56 63				
227	H	Bethune-Cookman	64 53					299	H	Gardner-Webb	58 60				
193	H	Texas Tech	72 67												

Non-Div I Games:

Florida

Average RPI Win:	125	WON-LOST	WINNING	LAST 10	STRENGTH OF	OPP. STRENGTH	TEAM	ADJ.	CONF.	ADJ CONF.
Average RPI Loss:	232	RECORD	PCT. RANK	GAMES	SCHEDULE	OF SCHEDULE	RPI	RPI	RPI	RPI
DIV. I ONLY	1- 8	320	2-8	272	264	337	337	32	32	
DIV. I NON-CONF.	1- 8	320	0- 1	272	264	337	337	32	32	
<hr/>										
TOTALS	RPI 1-25	RPI 26-50	W-L RECORDS	RPI 51-100	RPI 101-150	RPI 150+				
1- 8	0- 0	0- 1	OVERALL	0- 0	1- 0	0- 7				
1- 1	0- 0	0- 0	HOME	0- 0	1- 0	0- 1				
0- 5	0- 0	0- 1	AWAY	0- 0	0- 0	0- 4				
0- 2	0- 0	0- 0	NEUTRAL	0- 0	0- 0	0- 2				
1- 8	0- 0	0- 1	NON-CONFERENCE	0- 0	1- 0	0- 7				
1- 1	0- 0	0- 0	HOME	0- 0	1- 0	0- 1				
0- 5	0- 0	0- 1	AWAY	0- 0	0- 0	0- 4				
0- 2	0- 0	0- 0	NEUTRAL	0- 0	0- 0	0- 2				
0- 0	0- 0	0- 0	CONFERENCE	0- 0	0- 0	0- 0				
0- 0	0- 0	0- 0	HOME	0- 0	0- 0	0- 0				
0- 0	0- 0	0- 0	AWAY	0- 0	0- 0	0- 0				
0- 0	0- 0	0- 0	NEUTRAL	0- 0	0- 0	0- 0				

RPI 1-25				RPI 26-50				RPI 51-100				RPI 101+ Team's RPI: 337			
RPI	S	Opponent	Score	RPI	S	Opponent	Score	RPI	S	Opponent	Score	RPI	S	Opponent	Score
				26	A	Tennessee	31 96					125	H	Miami (OH)	57 56
												170	H	Jacksonville St.	31 62
												229	A	Florida	38 62
												242	A	Stetson	44 69
												275	N	Omaha	50 57
												281	A	North Florida	53 64
												311	N	Western Mich.	50 69
												320	A	FIU	54 77
<hr/>															
LAST 12 Division I GAMES:															
				275	N	Omaha	50 57	26	A	Tennessee	31 96				
				311	N	Western Mich.	50 69	281	A	North Florida	53 64				
				242	A	Stetson	44 69	170	H	Jacksonville St.	31 62				
				125	H	Miami (OH)	57 56								
				229	A	Florida	38 62								
				320	A	FIU	54 77								

Non-Div I Games: Edward Waters 70 64

Florida A&M

Average RPI Win: 158

Average RPI Loss: 96

WON-LOST
RECORDWINNING
PCT. RANKLAST 10
GAMESSTRENGTH OF
SCHEDULEOPP. STRENGTH
OF SCHEDULETEAM
RPIADJ.
RPICONF.
RPIADJ CONF.
RPIDIV. I ONLY
DIV. I NON-CONF.11- 1
11- 112
129-1
1- 098
9876
7622
2222
221
11
1

TOTALS

RPI 1-25

RPI 26-50

W-L RECORDS

RPI 51-100

RPI 101-150

RPI 150+

11- 1

1- 0

0- 0

OVERALL

3- 1

1- 0

6- 0

5- 1

0- 0

0- 0

HOME

1- 1

0- 0

4- 0

4- 0

0- 0

0- 0

AWAY

2- 0

1- 0

1- 0

2- 0

1- 0

0- 0

NEUTRAL

0- 0

0- 0

1- 0

11- 1

1- 0

0- 0

NON-CONFERENCE

3- 1

1- 0

6- 0

5- 1

0- 0

0- 0

HOME

1- 1

0- 0

4- 0

4- 0

0- 0

0- 0

AWAY

2- 0

1- 0

1- 0

2- 0

1- 0

0- 0

NEUTRAL

0- 0

0- 0

1- 0

0- 0

0- 0

0- 0

CONFERENCE

0- 0

0- 0

0- 0

0- 0

0- 0

0- 0

HOME

0- 0

0- 0

0- 0

0- 0

0- 0

0- 0

AWAY

0- 0

0- 0

0- 0

0- 0

0- 0

0- 0

NEUTRAL

0- 0

0- 0

0- 0

RPI 1-25 Team's RPI: 22

RPI 26-50

RPI 51-100

RPI 101+

RPI	S	Opponent	Score
11	N	Iowa	71 67

RPI	S	Opponent	Score
-----	---	----------	-------

RPI	S	Opponent	Score
80	A	St. John's (NY)	57 53
93	A	Mercer	57 56
95	H	Penn St.	87 58
96	H	LSU	45 58

RPI	S	Opponent	Score
105	A	Creighton	71 52
173	A	Milwaukee	87 62
182	H	Troy	103 67
229	H	Florida	63 56
232	H	Jacksonville	79 46
258	N	Eastern Ky.	62 45
281	H	North Florida	74 53

LAST 12 Division I GAMES:

80	A	St. John's (NY)	57 53	11	N	Iowa	71 67
93	A	Mercer	57 56	173	A	Milwaukee	87 62
95	H	Penn St.	87 58	105	A	Creighton	71 52
258	N	Eastern Ky.	62 45	229	H	Florida	63 56
96	H	LSU	45 58	281	H	North Florida	74 53
232	H	Jacksonville	79 46	182	H	Troy	103 67

Non-Div I Games:

Florida St.

■ Loss,
 ■ Non-Conf, S Site,
 ■ Home
 ■ Away
 N Neutral

Average RPI	Win: 231	WON-LOST	WINNING	LAST 10	STRENGTH OF	OPP. STRENGTH	TEAM	ADJ.	CONF.	ADJ CONF.
Average RPI	Loss: 90	RECORD	PCT. RANK	GAMES	SCHEDULE	OF SCHEDULE	RPI	RPI	RPI	RPI
DIV. I ONLY	7- 5	133	6-4	196	109	145	145	17	17	
DIV. I NON-CONF.	7- 5	133	0- 1	196	109	145	145	17	17	

TOTALS	RPI 1-25	RPI 26-50	W-L RECORDS	RPI 51-100	RPI 101-150	RPI 150+				
7- 5	0- 0	0- 1	OVERALL	2- 2	0- 2	5- 0				
4- 1	0- 0	0- 0	HOME	1- 1	0- 0	3- 0				
1- 3	0- 0	0- 1	AWAY	0- 0	0- 2	1- 0				
2- 1	0- 0	0- 0	NEUTRAL	1- 1	0- 0	1- 0				
7- 5	0- 0	0- 1	NON-CONFERENCE	2- 2	0- 2	5- 0				
4- 1	0- 0	0- 0	HOME	1- 1	0- 0	3- 0				
1- 3	0- 0	0- 1	AWAY	0- 0	0- 2	1- 0				
2- 1	0- 0	0- 0	NEUTRAL	1- 1	0- 0	1- 0				
0- 0	0- 0	0- 0	CONFERENCE	0- 0	0- 0	0- 0				
0- 0	0- 0	0- 0	HOME	0- 0	0- 0	0- 0				
0- 0	0- 0	0- 0	AWAY	0- 0	0- 0	0- 0				
0- 0	0- 0	0- 0	NEUTRAL	0- 0	0- 0	0- 0				

RPI 1-25				RPI 26-50				RPI 51-100				RPI 101+				Team's RPI: 145	
RPI	S	Opponent	Score	RPI	S	Opponent	Score	RPI	S	Opponent	Score	RPI	S	Opponent	Score		
				39	A	Northeastern	54 58										
								51	N	Texas	54 72	115	A	Pittsburgh	62 65		
								56	H	Charlotte	71 64	148	A	Georgetown	38 58		
								95	H	Penn St.	55 72	253	A	Iona	57 40		
								100	N	Washington	65 57	256	N	Ball St.	78 70		
												279	H	Columbia	68 49		
												334	H	Wagner	80 59		
												341	H	Manhattan	65 61		
LAST 12 Division I GAMES:																	
				279	H	Columbia	68 49					51	N	Texas	54 72		
				115	A	Pittsburgh	62 65					100	N	Washington	65 57		
				341	H	Manhattan	65 61					253	A	Iona	57 40		
				148	A	Georgetown	38 58					95	H	Penn St.	55 72		
				256	N	Ball St.	78 70					39	A	Northeastern	54 58		
				56	H	Charlotte	71 64					334	H	Wagner	80 59		

Average RPI Win: 207		WON-LOST	WINNING	LAST 10	STRENGTH OF		OPP. STRENGTH	TEAM	ADJ.	CONF.	ADJ CONF.
Loss: 65		RECORD	PCT. RANK	GAMES	SCHEDULE		OF SCHEDULE	RPI	RPI	RPI	RPI
DIV. I ONLY		5- 4	140	6-4	121		117	99	99	9	9
DIV. I NON-CONF.		5- 4	140	0- 1	121		117	99	99	9	9
TOTALS		RPI 1-25	RPI 26-50	W-L RECORDS		RPI 51-100	RPI 101-150	RPI 150+			
5- 4	0- 1	0- 2		OVERALL		0- 0	2- 1	3- 0			
4- 0	0- 0	0- 0		HOME		0- 0	2- 0	2- 0			
1- 4	0- 1	0- 2		AWAY		0- 0	0- 1	1- 0			
0- 0	0- 0	0- 0		NEUTRAL		0- 0	0- 0	0- 0			
5- 4	0- 1	0- 2		NON-CONFERENCE		0- 0	2- 1	3- 0			
4- 0	0- 0	0- 0		HOME		0- 0	2- 0	2- 0			
1- 4	0- 1	0- 2		AWAY		0- 0	0- 1	1- 0			
0- 0	0- 0	0- 0		NEUTRAL		0- 0	0- 0	0- 0			
0- 0	0- 0	0- 0		CONFERENCE		0- 0	0- 0	0- 0			
0- 0	0- 0	0- 0		HOME		0- 0	0- 0	0- 0			
0- 0	0- 0	0- 0		AWAY		0- 0	0- 0	0- 0			
0- 0	0- 0	0- 0		NEUTRAL		0- 0	0- 0	0- 0			

RPI 1-25				RPI 26-50				RPI 51-100				Team's RPI : 99				RPI 101+			
RPI	S	Opponent	Score	RPI	S	Opponent	Score	RPI	S	Opponent	Score	RPI	S	Opponent	Score	RPI	S	Opponent	Score
24	A	Arizona St.	52 68	46	A	UCLA	80 89					138	H	UT Arlington	70 61				
				47	A	Southern California	61 62					142	A	Northern Arizona	73 86				
												150	H	Santa Clara	80 53				
												173	H	Milwaukee	65 48				
												261	A	Eastern Wash.	68 58				
												313	H	Cal Poly	76 58				
LAST 12 Division I GAMES:																			
261	A	Eastern Wash.	68 58	24	A	Arizona St.	52 68												
47	A	Southern California	61 62	150	H	Santa Clara	80 53												
138	H	UT Arlington	70 61	46	A	UCLA	80 89												
173	H	Milwaukee	65 48																
313	H	Cal Poly	76 58																
142	A	Northern Arizona	73 86																

Non-Div I Games:	Stanislaus St.	86	51
------------------	----------------	----	----

Fresno St.

■ Loss, ■ Non-Conf, S Site, H Home A Away N Neutral

Average RPI Win: 277

Average RPI Loss: 141

WON-LOST
RECORDWINNING
PCT. RANKLAST 10
GAMESSTRENGTH OF
SCHEDULEOPP. STRENGTH
OF SCHEDULETEAM
RPIADJ.
RPICONF.
RPIADJ CONF.
RPIDIV. I ONLY
DIV. I NON-CONF.6- 5
6- 5147
1476-4
0- 1299
299176
176230
230230
23022
2222
22

TOTALS

RPI 1-25

RPI 26-50

W-L RECORDS

RPI 51-100

RPI 101-150

RPI 150+

6- 5 0- 1
4- 1 0- 0
1- 3 0- 1
1- 1 0- 00- 1
0- 1
0- 0
0- 0OVERALL
HOME
AWAY
NEUTRAL0- 0
0- 0
0- 0
0- 00- 1
0- 0
0- 1
0- 06- 2
4- 0
1- 1
1- 16- 5 0- 1
4- 1 0- 0
1- 3 0- 1
1- 1 0- 00- 1
0- 1
0- 0
0- 0NON-CONFERENCE
HOME
AWAY
NEUTRAL0- 0
0- 0
0- 0
0- 00- 1
0- 0
0- 1
0- 06- 2
4- 0
1- 1
1- 10- 0 0- 0
0- 0 0- 0
0- 0 0- 0
0- 0 0- 00- 0
0- 0
0- 0
0- 0CONFERENCE
HOME
AWAY
NEUTRAL0- 0
0- 0
0- 0
0- 00- 0
0- 0
0- 0
0- 00- 0
0- 0
0- 0
0- 0

RPI 1-25

RPI 26-50

RPI 51-100

RPI 101+

Team's RPI: 230

RPI S Opponent Score
13 A Mississippi St. 41 106RPI S Opponent Score
50 H Middle Tenn. 71 78

RPI S Opponent Score

RPI S Opponent Score
144 A Georgia 38 61
181 H UNC Asheville 58 47
236 A Kennesaw St. 63 74
262 N Western Ill. 78 85
268 H Fla. Atlantic 73 57
271 N Fairfield 77 70
299 H Gardner-Webb 70 57
306 H USC Upstate 78 67
338 A Col. of Charleston 70 67

LAST 12 Division I GAMES:

338 A Col. of Charleston 70 67
13 A Mississippi St. 41 106
306 H USC Upstate 78 67
236 A Kennesaw St. 63 74
50 H Middle Tenn. 71 78262 N Western Ill. 78 85
271 N Fairfield 77 70
268 H Fla. Atlantic 73 57
299 H Gardner-Webb 70 57
144 A Georgia 38 61
181 H UNC Asheville 58 47

Non-Div I Games:

Coker

71 42

Furman

Average RPI Win:	285	WON-LOST	WINNING	LAST 10	STRENGTH OF	OPP. STRENGTH	TEAM	ADJ.	CONF.	ADJ CONF.
Average RPI Loss:	144	RECORD	PCT. RANK	GAMES	SCHEDULE	OF SCHEDULE	RPI	RPI	RPI	RPI
DIV. I ONLY	4- 6	212	5-5	190	320	224	224	19	19	
DIV. I NON-CONF.	4- 6	212	0- 1	190	320	224	224	19	19	

TOTALS	RPI 1-25	RPI 26-50	W-L RECORDS	RPI 51-100	RPI 101-150	RPI 150+				
4- 6	0- 0	0- 1	OVERALL	0- 1	0- 2	4- 2				
2- 2	0- 0	0- 0	HOME	0- 1	0- 0	2- 1				
2- 4	0- 0	0- 1	AWAY	0- 0	0- 2	2- 1				
0- 0	0- 0	0- 0	NEUTRAL	0- 0	0- 0	0- 0				
4- 6	0- 0	0- 1	NON-CONFERENCE	0- 1	0- 2	4- 2				
2- 2	0- 0	0- 0	HOME	0- 1	0- 0	2- 1				
2- 4	0- 0	0- 1	AWAY	0- 0	0- 2	2- 1				
0- 0	0- 0	0- 0	NEUTRAL	0- 0	0- 0	0- 0				
0- 0	0- 0	0- 0	CONFERENCE	0- 0	0- 0	0- 0				
0- 0	0- 0	0- 0	HOME	0- 0	0- 0	0- 0				
0- 0	0- 0	0- 0	AWAY	0- 0	0- 0	0- 0				
0- 0	0- 0	0- 0	NEUTRAL	0- 0	0- 0	0- 0				

RPI 1-25				RPI 26-50				RPI 51-100				RPI 101+ Team's RPI: 224			
RPI	S	Opponent	Score	RPI	S	Opponent	Score	RPI	S	Opponent	Score	RPI	S	Opponent	Score
				28	A	Virginia Tech	49 78	93	H	Mercer	72 79	108	A	Stony Brook	43 72
												144	A	Georgia	38 81
												227	H	Bethune-Cookman	77 76
												236	A	Kennesaw St.	59 78
												251	H	Winthrop	64 55
												252	H	Wofford	65 81
												318	A	Presbyteria n	69 68
												345	A	Savannah St.	82 71
LAST 12 Division I GAMES:															
144	A	Georgia	38 81	251	H	Winthrop	64 55	318	A	Presbyteria n	69 68	236	A	Kennesaw St.	59 78
93	H	Mercer	72 79	318	A	Presbyteria n	69 68	236	A	Kennesaw St.	59 78	227	H	Bethune-Cookman	77 76
28	A	Virginia Tech	49 78	236	A	Kennesaw St.	59 78	227	H	Bethune-Cookman	77 76	108	A	Stony Brook	43 72
252	H	Wofford	65 81	227	H	Bethune-Cookman	77 76	108	A	Stony Brook	43 72	345	A	Savannah St.	82 71

Non-Div I Games: Coastal Ga. 68 46

Ga. Southern

Average RPI Win: 224 WON-LOST WINNING LAST 10
Average RPI Loss: 212 RECORD PCT. RANK GAMES STRENGTH OF OPP. STRENGTH TEAM ADJ. CONF. ADJ CONF.
SCHEDULE OF SCHEDULE RPI RPI RPI RPI

DIV. I ONLY	2- 6	271	4-6	249	300	299	299	29	29
DIV. I NON-CONF.	2- 6	271	0- 1	249	300	299	299	29	29
TOTALS	RPI 1-25	RPI 26-50	W-L RECORDS	RPI 51-100	RPI 101-150	RPI 150+			
2- 6	0- 0	0- 0	OVERALL	0- 0	0- 0	2- 6			
1- 2	0- 0	0- 0	HOME	0- 0	0- 0	1- 2			
1- 4	0- 0	0- 0	AWAY	0- 0	0- 0	1- 4			
0- 0	0- 0	0- 0	NEUTRAL	0- 0	0- 0	0- 0			
2- 6	0- 0	0- 0	NON-CONFERENCE	0- 0	0- 0	2- 6			
1- 2	0- 0	0- 0	HOME	0- 0	0- 0	1- 2			
1- 4	0- 0	0- 0	AWAY	0- 0	0- 0	1- 4			
0- 0	0- 0	0- 0	NEUTRAL	0- 0	0- 0	0- 0			
0- 0	0- 0	0- 0	CONFERENCE	0- 0	0- 0	0- 0			
0- 0	0- 0	0- 0	HOME	0- 0	0- 0	0- 0			
0- 0	0- 0	0- 0	AWAY	0- 0	0- 0	0- 0			
0- 0	0- 0	0- 0	NEUTRAL	0- 0	0- 0	0- 0			

RPI	S	Opponent	Score	RPI	S	Opponent	Score	RPI	S	Opponent	Score	RPI	S	Opponent	Score	Team's RPI: 299
												158	A	Drexel	48	65
												209	H	Morehead St.	69	84
												210	H	Mt. St. Mary's	62	69
												213	A	Delaware	45	69
												219	H	Dav idson	54	49
												229	A	Fl ori da	60	58
												230	A	Furman	57	70
												252	A	Wofford	53	59
LAST 12 Division I GAMES:																
												213	A	Del aware	45	69
												158	A	Drexel	48	65
												230	A	Furman	57	70
												210	H	Mt. St. Mary's	62	69
												252	A	Wofford	53	59
												219	H	Davi dson	54	49
												209	H	Morehead St.	69	84
												229	A	Fl ori da	60	58

Non-Div I Games: Pfeiffer 82 46 Warren Wilson 100 37

Average RPI Win: 243

Average RPI Loss: 129

WON-LOST
RECORDWINNING
PCT. RANKLAST 10
GAMESSTRENGTH OF
SCHEDULEOPP. STRENGTH
OF SCHEDULETEAM
RPIADJ.
RPICONF.
RPIADJ CONF.
RPIDIV. I ONLY
DIV. I NON-CONF.6- 5
6- 5147
1475-5
0- 1304
30492
92195
195195
19517
1717
17

TOTALS

RPI 1-25

RPI 26-50

W-L RECORDS

RPI 51-100

RPI 101-150

RPI 150+

6- 5
3- 1
3- 4
0- 00- 0
0- 0
0- 0
0- 00- 1
0- 0
0- 1
0- 0OVERALL
HOME
AWAY
NEUTRAL0- 1
0- 0
0- 1
0- 00- 1
0- 1
0- 0
0- 06- 2
3- 0
3- 2
0- 06- 5
3- 1
3- 4
0- 00- 0
0- 0
0- 0
0- 00- 1
0- 0
0- 1
0- 0NON-CONFERENCE
HOME
AWAY
NEUTRAL0- 1
0- 0
0- 1
0- 00- 1
0- 1
0- 0
0- 06- 2
3- 0
3- 2
0- 00- 0
0- 0
0- 0
0- 00- 0
0- 0
0- 0
0- 00- 0
0- 0
0- 0
0- 0CONFERENCE
HOME
AWAY
NEUTRAL0- 0
0- 0
0- 0
0- 00- 0
0- 0
0- 0
0- 00- 0
0- 0
0- 0
0- 0

RPI 1-25

RPI 26-50

RPI 51-100

RPI 101+

Team's RPI: 195

RPI S Opponent Score

RPI S Opponent Score

34 A Kansas 56 77

RPI S Opponent Score

100 A Washington 52 81

RPI S Opponent Score

114 H Houston 56 66

154 A UMKC 91 84

184 A American 71 86

191 A Air Force 78 71

211 A Howard 59 73

213 H Delaware 72 46

258 A Eastern Ky. 91 75

316 H Colgate 64 61

323 H Loyola Maryland 70 38

LAST 12 Division I GAMES:

258 A Eastern Ky. 91 75

213 H Delaware 72 46

100 A Washington 52 81

211 A Howard 59 73

154 A UMKC 91 84

34 A Kansas 56 77

114 H Houston 56 66

316 H Colgate 64 61

184 A American 71 86

191 A Air Force 78 71

323 H Loyola Maryland 70 38

Non-Div I Games:

George Mason

Average RPI	Win:	135	WON-LOST	WINNING	LAST 10	STRENGTH OF	OPP. STRENGTH	TEAM	ADJ.	CONF.	ADJ CONF.
Average RPI	Loss:	102	RECORD	PCT. RANK	GAMES	SCHEDULE	OF SCHEDULE	RPI	RPI	RPI	RPI
DIV. I ONLY		2- 9		298	2-8	36	116	216	216	17	17
DIV. I NON-CONF.		2- 9		298	0- 1	36	116	216	216	17	17

TOTALS	RPI 1-25		RPI 26-50		W-L RECORDS	RPI 51-100		RPI 101-150		RPI 150+	
2- 9	0- 1		0- 2		OVERALL	1- 2		0- 1		1- 3	
2- 4	0- 0		0- 2		HOME	1- 1		0- 0		1- 1	
0- 3	0- 0		0- 0		AWAY	0- 0		0- 1		0- 2	
0- 2	0- 1		0- 0		NEUTRAL	0- 1		0- 0		0- 0	
2- 9	0- 1		0- 2		NON-CONFERENCE	1- 2		0- 1		1- 3	
2- 4	0- 0		0- 2		HOME	1- 1		0- 0		1- 1	
0- 3	0- 0		0- 0		AWAY	0- 0		0- 1		0- 2	
0- 2	0- 1		0- 0		NEUTRAL	0- 1		0- 0		0- 0	
0- 0	0- 0		0- 0		CONFERENCE	0- 0		0- 0		0- 0	
0- 0	0- 0		0- 0		HOME	0- 0		0- 0		0- 0	
0- 0	0- 0		0- 0		AWAY	0- 0		0- 0		0- 0	
0- 0	0- 0		0- 0		NEUTRAL	0- 0		0- 0		0- 0	

RPI 1-25				RPI 26-50				RPI 51-100				RPI 101+ Team's RPI: 216			
RPI	S	Opponent	Score	RPI	S	Opponent	Score	RPI	S	Opponent	Score	RPI	S	Opponent	Score
4	N	NC State	61 69	27	H	Villanova	45 60	66	N	Georgia Tech	55 70	102	A	James Madison	37 50
				44	H	Maryland	30 69	87	H	Princeton	64 49	153	A	South Fla.	30 63
								93	H	Mercer	53 61	178	H	Monmouth	51 55
												183	H	Towson	76 63
												253	A	Iona	43 52
LAST 12 Division I GAMES:															
27	H	Villanova	45 60	93	H	Mercer	53 61	153	A	South Fla.	30 63				
178	H	Monmouth	51 55	44	H	Maryland	30 69	87	H	Princeton	64 49				
183	H	Towson	76 63	66	N	Georgia Tech	55 70	102	A	James Madison	37 50				
4	N	NC State	61 69	253	A	Iona	43 52								

Non-Div I Games:

George Washington

Average RPI Win:	225	WON-LOST	WINNING	LAST 10	STRENGTH OF	OPP. STRENGTH	TEAM	ADJ.	CONF.	ADJ CONF.
Average RPI Loss:	60	RECORD	PCT. RANK	GAMES	SCHEDULE	OF SCHEDULE	RPI	RPI	RPI	RPI
DIV. I ONLY	6- 5	147	5-5	140	103	148	148	3	3	
DIV. I NON-CONF.	6- 5	147	1- 0	140	103	148	148	3	3	

TOTALS	RPI 1-25	RPI 26-50	W-L RECORDS	RPI 51-100	RPI 101-150	RPI 150+				
6- 5	0- 2	0- 0	OVERALL	0- 1	2- 2	4- 0				
4- 2	0- 1	0- 0	HOME	0- 0	2- 1	2- 0				
2- 1	0- 0	0- 0	AWAY	0- 0	0- 1	2- 0				
0- 2	0- 1	0- 0	NEUTRAL	0- 1	0- 0	0- 0				
6- 5	0- 2	0- 0	NON-CONFERENCE	0- 1	2- 2	4- 0				
4- 2	0- 1	0- 0	HOME	0- 0	2- 1	2- 0				
2- 1	0- 0	0- 0	AWAY	0- 0	0- 1	2- 0				
0- 2	0- 1	0- 0	NEUTRAL	0- 1	0- 0	0- 0				
0- 0	0- 0	0- 0	CONFERENCE	0- 0	0- 0	0- 0				
0- 0	0- 0	0- 0	HOME	0- 0	0- 0	0- 0				
0- 0	0- 0	0- 0	AWAY	0- 0	0- 0	0- 0				
0- 0	0- 0	0- 0	NEUTRAL	0- 0	0- 0	0- 0				

RPI 1-25				RPI 26-50				RPI 51-100				RPI 101+				Team's RPI: 148
RPI	S	Opponent	Score	RPI	S	Opponent	Score	RPI	S	Opponent	Score	RPI	S	Opponent	Score	
4	H	NC State	65 76					58	N	Buffal o	64 73	102	A	James Madi son	57 69	
10	N	Bayl or	46 67									115	H	Pi ttsburgh	70 41	
												126	H	VCU	45 47	
												145	H	Fordham	58 38	
												244	A	Ri der	79 49	
												248	H	UMES	74 55	
												274	A	Ri chmond	73 53	
												323	H	Loyol a Maryl and	45 30	
LAST 12 Di vi si on I GAMES:																
145	H	Fordham	58 38	244	A	Ri der	79 49									
10	N	Bayl or	46 67	4	H	NC State	65 76									
58	N	Buffal o	64 73	126	H	VCU	45 47									
115	H	Pi ttsburgh	70 41	248	H	UMES	74 55									
102	A	James Madi son	57 69	274	A	Ri chmond	73 53									
323	H	Loyol a Maryl and	45 30													

Non-Di v I Games:

Georgetown

Average RPI	Win:	254	WON-LOST	WINNING	LAST 10	STRENGTH OF	OPP. STRENGTH	TEAM	ADJ.	CONF.	ADJ CONF.
Average RPI	Loss:	46	RECORD	PCT. RANK	GAMES	SCHEDULE	OF SCHEDULE	RPI	RPI	RPI	RPI
DIV. I ONLY		8- 4		94	6-4	223	180	144	144	6	6
DIV. I NON-CONF.		8- 4		94	1- 0	223	180	144	144	6	6
<hr/>											
TOTALS	RPI 1-25		RPI 26-50		W-L RECORDS	RPI 51-100		RPI 101-150		RPI 150+	
8- 4	0- 0		0- 3		OVERALL	1- 1		0- 0		7- 0	
7- 0	0- 0		0- 0		HOME	1- 0		0- 0		6- 0	
0- 3	0- 0		0- 2		AWAY	0- 1		0- 0		0- 0	
1- 1	0- 0		0- 1		NEUTRAL	0- 0		0- 0		1- 0	
8- 4	0- 0		0- 3		NON-CONFERENCE	1- 1		0- 0		7- 0	
7- 0	0- 0		0- 0		HOME	1- 0		0- 0		6- 0	
0- 3	0- 0		0- 2		AWAY	0- 1		0- 0		0- 0	
1- 1	0- 0		0- 1		NEUTRAL	0- 0		0- 0		1- 0	
0- 0	0- 0		0- 0		CONFERENCE	0- 0		0- 0		0- 0	
0- 0	0- 0		0- 0		HOME	0- 0		0- 0		0- 0	
0- 0	0- 0		0- 0		AWAY	0- 0		0- 0		0- 0	
0- 0	0- 0		0- 0		NEUTRAL	0- 0		0- 0		0- 0	

RPI	S	Opponent	Score	RPI	S	Opponent	Score	RPI	S	Opponent	Score	RPI	S	Opponent	Score	Team's RPI: 144
27	A	Villanova	56 62	66	A	Georgia Tech	53 63	224	H	Ga. Southern	81 38	230	H	Furman	61 38	
44	N	Maryland	51 58	93	H	Mercer	67 60	238	H	St. Bonaventure	67 40	251	H	Winthrop	85 39	
46	A	UCLA	69 80					314	H	Lipscomb	77 45	333	N	Morgan St.	60 33	
								349	H	Charleston So.	83 75					
<hr/>																
LAST 12 Division I GAMES:																
349	H	Charleston So.	83 75	224	H	Ga. Southern	81 38	314	H	Lipscomb	77 45	27	A	Villanova	56 62	
93	H	Mercer	67 60	314	H	Lipscomb	77 45	230	H	Furman	61 38	251	H	Winthrop	85 39	
44	N	Maryland	51 58	27	A	Villanova	56 62	238	H	St. Bonaventure	67 40					
333	N	Morgan St.	60 33	230	H	Furman	61 38									
66	A	Georgia Tech	53 63	251	H	Winthrop	85 39									
46	A	UCLA	69 80	238	H	St. Bonaventure	67 40									

Non-Div I Games:

Georgia

Average RPI	Win: 277	WON-LOST	WINNING	LAST 10	STRENGTH OF	OPP. STRENGTH	TEAM	ADJ.	CONF.	ADJ CONF.
Average RPI	Loss: 94	RECORD	PCT. RANK	GAMES	SCHEDULE	OF SCHEDULE	RPI	RPI	RPI	RPI
DIV. I ONLY	6- 4	119	6-4	234	234	169	169	19	19	
DIV. I NON-CONF.	6- 4	119	1- 0	234	234	169	169	19	19	

TOTALS	RPI 1-25	RPI 26-50	W-L RECORDS	RPI 51-100	RPI 101-150	RPI 150+				
6- 4	0- 0	0- 1	OVERALL	0- 2	0- 0	6- 1				
4- 1	0- 0	0- 0	HOME	0- 1	0- 0	4- 0				
2- 3	0- 0	0- 1	AWAY	0- 1	0- 0	2- 1				
0- 0	0- 0	0- 0	NEUTRAL	0- 0	0- 0	0- 0				
6- 4	0- 0	0- 1	NON-CONFERENCE	0- 2	0- 0	6- 1				
4- 1	0- 0	0- 0	HOME	0- 1	0- 0	4- 0				
2- 3	0- 0	0- 1	AWAY	0- 1	0- 0	2- 1				
0- 0	0- 0	0- 0	NEUTRAL	0- 0	0- 0	0- 0				
0- 0	0- 0	0- 0	CONFERENCE	0- 0	0- 0	0- 0				
0- 0	0- 0	0- 0	HOME	0- 0	0- 0	0- 0				
0- 0	0- 0	0- 0	AWAY	0- 0	0- 0	0- 0				
0- 0	0- 0	0- 0	NEUTRAL	0- 0	0- 0	0- 0				

RPI 1-25				RPI 26-50				RPI 51-100				RPI 101+ Team's RPI: 169			
RPI	S	Opponent	Score	RPI	S	Opponent	Score	RPI	S	Opponent	Score	RPI	S	Opponent	Score
				50	A	Middle Tenn.	54 69	66	H	Georgia Tech	71 78	170	A	Jacksonville St.	56 61
								90	A	Rice	49 66	227	H	Bethune-Cookman	62 57
												236	H	Kennesaw St.	79 73
												268	A	Fla. Atlantic	75 59
												272	H	UNC Greensboro	70 63
												320	A	FIU	67 61
												339	H	N. C. Central	65 54
LAST 12 Division I GAMES:															
				66	H	Georgia Tech	71 78	227	H	Bethune-Cookman	62 57				
				50	A	Middle Tenn.	54 69	339	H	N. C. Central	65 54				
				90	A	Rice	49 66	170	A	Jacksonville St.	56 61				
				320	A	FIU	67 61	236	H	Kennesaw St.	79 73				
				268	A	Fla. Atlantic	75 59								
				272	H	UNC Greensboro	70 63								

Non-Div I Games:

Georgia St.

Average RPI Win: 178

Average RPI Loss: 77

WON-LOST
RECORDWINNING
PCT. RANKLAST 10
GAMESSTRENGTH OF
SCHEDULEOPP. STRENGTH
OF SCHEDULETEAM
RPIADJ.
RPICONF.
RPIADJ CONF.
RPIDIV. I ONLY
DIV. I NON-CONF.9- 3
9- 367
678-2
0- 1198
19840
4066
6666
661
11
1

TOTALS

RPI 1-25

RPI 26-50

W-L RECORDS

RPI 51-100

RPI 101-150

RPI 150+

9- 3
5- 0
1- 2
3- 10- 0
0- 0
0- 0
0- 00- 1
0- 0
0- 1
0- 0OVERALL
HOME
AWAY
NEUTRAL1- 1
0- 0
0- 0
1- 12- 1
1- 0
0- 1
1- 06- 0
4- 0
1- 0
1- 09- 3
5- 0
1- 2
3- 10- 0
0- 0
0- 0
0- 00- 1
0- 0
0- 1
0- 0NON-CONFERENCE
HOME
AWAY
NEUTRAL1- 1
0- 0
0- 0
1- 12- 1
1- 0
0- 1
1- 06- 0
4- 0
1- 0
1- 00- 0
0- 0
0- 0
0- 00- 0
0- 0
0- 0
0- 00- 0
0- 0
0- 0
0- 0CONFERENCE
HOME
AWAY
NEUTRAL0- 0
0- 0
0- 0
0- 00- 0
0- 0
0- 0
0- 00- 0
0- 0
0- 0
0- 0

RPI 1-25

RPI 26-50

RPI 51-100 Team's RPI: 66

RPI 101+

RPI S Opponent Score

RPI S Opponent Score

44 A Maryland 54 67

RPI S Opponent Score

67 N Idaho St. 74 51

73 N Dayton 66 85

RPI S Opponent Score

113 N Seton Hall 84 73

114 A Houston 89 95

144 H Georgia 63 53

157 H Appalachian St. 71 53

169 A Georgia St. 78 71

201 H Alabama St. 69 42

216 N George Washington 70 55

236 H Kennesaw St. 60 35

295 H Western Caro. 84 49

LAST 12 Division I GAMES:

67 N Idaho St. 74 51

216 N George Washington 70 55

144 H Georgia 63 53

295 H Western Caro. 84 49

157 H Appalachian St. 71 53

114 A Houston 89 95

73 N Dayton 66 85

113 N Seton Hall 84 73

236 H Kennesaw St. 60 35

201 H Alabama St. 69 42

169 A Georgia St. 78 71

44 A Maryland 54 67

Non-Div I Games:

Georgia Tech

Average RPI Win: 133

Average RPI Loss: 1

WON-LOST
RECORDWINNING
PCT. RANKLAST 10
GAMESSTRENGTH OF
SCHEDULEOPP. STRENGTH
OF SCHEDULETEAM
RPIADJ.
RPICONF.
RPIADJ CONF.
RPIDIV. I ONLY
DIV. I NON-CONF.11- 1
11- 112
129-1
1- 0165
1651
118
1818
187
77
7

TOTALS

RPI 1-25

RPI 26-50

W-L RECORDS

RPI 51-100

RPI 101-150

RPI 150+

11- 1

1- 1

0- 0

OVERALL

3- 0

3- 0

4- 0

6- 0

1- 0

0- 0

HOME

2- 0

3- 0

0- 0

3- 0

0- 0

0- 0

AWAY

0- 0

0- 0

3- 0

2- 1

0- 1

0- 0

NEUTRAL

1- 0

0- 0

1- 0

11- 1

1- 1

0- 0

NON-CONFERENCE

3- 0

3- 0

4- 0

6- 0

1- 0

0- 0

HOME

2- 0

3- 0

0- 0

3- 0

0- 0

0- 0

AWAY

0- 0

0- 0

3- 0

2- 1

0- 1

0- 0

NEUTRAL

1- 0

0- 0

1- 0

0- 0

0- 0

0- 0

CONFERENCE

0- 0

0- 0

0- 0

0- 0

0- 0

0- 0

HOME

0- 0

0- 0

0- 0

0- 0

0- 0

0- 0

AWAY

0- 0

0- 0

0- 0

0- 0

0- 0

0- 0

NEUTRAL

0- 0

0- 0

0- 0

RPI 1-25

Team's RPI: 18

RPI 26-50

RPI 51-100

RPI 101+

RPI	S	Opponent	Score
1	N	Notre Dame	65 81
5	H	Stanford	79 73

RPI	S	Opponent	Score
-----	---	----------	-------

RPI	S	Opponent	Score
64	N	Rutgers	57 40
67	H	Idaho St.	70 51
79	H	Montana	76 52

RPI	S	Opponent	Score
123	H	Colorado St.	50 39
136	H	Washington St.	76 53
147	H	Idaho	88 51
163	A	Missouri St.	70 67
166	N	Western Ky.	76 55
254	A	UNLV	70 59
261	A	Eastern Wash.	63 51

LAST 12 Division I GAMES:

123	H	Colorado St.	50 39	166	N	Western Ky.	76 55
1	N	Notre Dame	65 81	64	N	Rutgers	57 40
254	A	UNLV	70 59	147	H	Idaho	88 51
67	H	Idaho St.	70 51	163	A	Missouri St.	70 67
261	A	Eastern Wash.	63 51	136	H	Washington St.	76 53
79	H	Montana	76 52	5	H	Stanford	79 73

Average RPI Win:	156	WON-LOST	WINNING	LAST 10	STRENGTH OF	OPP. STRENGTH	TEAM	ADJ.	CONF.	ADJ CONF.
Average RPI Loss:	115	RECORD	PCT. RANK	GAMES	SCHEDULE	OF SCHEDULE	RPI	RPI	RPI	RPI
DIV. I ONLY	3- 8	263	3-7	17	182	122	122	25	25	
DIV. I NON-CONF.	3- 8	263	1- 0	17	182	122	122	25	25	

TOTALS	RPI 1-25	RPI 26-50	W-L RECORDS	RPI 51-100	RPI 101-150	RPI 150+				
3- 8	1- 2	0- 1	OVERALL	0- 1	1- 1	1- 3				
1- 0	0- 0	0- 0	HOME	0- 0	0- 0	1- 0				
0- 7	0- 1	0- 1	AWAY	0- 1	0- 1	0- 3				
2- 1	1- 1	0- 0	NEUTRAL	0- 0	1- 0	0- 0				
3- 8	1- 2	0- 1	NON-CONFERENCE	0- 1	1- 1	1- 3				
1- 0	0- 0	0- 0	HOME	0- 0	0- 0	1- 0				
0- 7	0- 1	0- 1	AWAY	0- 1	0- 1	0- 3				
2- 1	1- 1	0- 0	NEUTRAL	0- 0	1- 0	0- 0				
0- 0	0- 0	0- 0	CONFERENCE	0- 0	0- 0	0- 0				
0- 0	0- 0	0- 0	HOME	0- 0	0- 0	0- 0				
0- 0	0- 0	0- 0	AWAY	0- 0	0- 0	0- 0				
0- 0	0- 0	0- 0	NEUTRAL	0- 0	0- 0	0- 0				

RPI 1-25				RPI 26-50				RPI 51-100				RPI 101+ Team's RPI: 122			
RPI	S	Opponent	Score	RPI	S	Opponent	Score	RPI	S	Opponent	Score	RPI	S	Opponent	Score
15	N	South Dakota	53 67	34	A	Kansas	45 76	98	A	Alabama	55 73	129	N	Loyola Marymount	62 61
17	N	Indiana	65 62									138	A	UT Arlington	54 78
23	A	Auburn	48 97									153	A	South Fla.	50 67
												221	A	Southern Miss.	47 68
												237	A	Wichita St.	61 70
												321	H	McNeese	75 51

LAST 12 Division I GAMES:															
98	A	Alabama	55 73	129	N	Loyola Marymount	62 61								
138	A	UT Arlington	54 78	17	N	Indiana	65 62								
221	A	Southern Miss.	47 68	15	N	South Dakota	53 67								
321	H	McNeese	75 51	153	A	South Fla.	50 67								
23	A	Auburn	48 97	237	A	Wichita St.	61 70								
				34	A	Kansas	45 76								

Non-Div I Games:

Grambling

Average RPI Win: 324
Average RPI Loss: 184

Average RPI Win: 324		WON-LOST	WINNING	LAST 10	STRENGTH OF	OPP. STRENGTH	TEAM	ADJ.	CONF.	ADJ CONF.
Average RPI Loss: 184		RECORD	PCT. RANK	GAMES	SCHEDULE	OF SCHEDULE	RPI	RPI	RPI	RPI
DIV. I ONLY		2- 8	292	2-8	313	252	342	342	30	30
DIV. I NON-CONF.		2- 8	292	0- 1	313	252	342	342	30	30
TOTALS		RPI 1-25	RPI 26-50	W-L RECORDS	RPI 51-100	RPI 101-150	RPI 150+			
2- 8	0- 0		0- 0	OVERALL	0- 1	0- 1	2- 6			
2- 3	0- 0		0- 0	HOME	0- 1	0- 0	2- 2			
0- 5	0- 0		0- 0	AWAY	0- 0	0- 1	0- 4			
0- 0	0- 0		0- 0	NEUTRAL	0- 0	0- 0	0- 0			
2- 8	0- 0		0- 0	NON-CONFERENCE	0- 1	0- 1	2- 6			
2- 3	0- 0		0- 0	HOME	0- 1	0- 0	2- 2			
0- 5	0- 0		0- 0	AWAY	0- 0	0- 1	0- 4			
0- 0	0- 0		0- 0	NEUTRAL	0- 0	0- 0	0- 0			
0- 0	0- 0		0- 0	CONFERENCE	0- 0	0- 0	0- 0			
0- 0	0- 0		0- 0	HOME	0- 0	0- 0	0- 0			
0- 0	0- 0		0- 0	AWAY	0- 0	0- 0	0- 0			
0- 0	0- 0		0- 0	NEUTRAL	0- 0	0- 0	0- 0			

[illegible]

Grand Canyon

Average RPI	Win:	85	WON-LOST	WINNING	LAST 10	STRENGTH OF	OPP. STRENGTH	TEAM	ADJ.	CONF.	ADJ CONF.
Average RPI	Loss:	40	RECORD	PCT. RANK	GAMES	SCHEDULE	OF SCHEDULE	RPI	RPI	RPI	RPI
DIV. I ONLY		4- 5		191	5-5	5	31	29	29	13	13
DIV. I NON-CONF.		4- 5		191	0- 0	5	31	29	29	13	13

TOTALS	RPI 1-25		RPI 26-50		W-L RECORDS	RPI 51-100		RPI 101-150		RPI 150+	
4- 5	0- 2		1- 2		OVERALL	2- 1		0- 0		1- 0	
3- 1	0- 0		1- 0		HOME	1- 1		0- 0		1- 0	
1- 4	0- 2		0- 2		AWAY	1- 0		0- 0		0- 0	
0- 0	0- 0		0- 0		NEUTRAL	0- 0		0- 0		0- 0	
4- 5	0- 2		1- 2		NON-CONFERENCE	2- 1		0- 0		1- 0	
3- 1	0- 0		1- 0		HOME	1- 1		0- 0		1- 0	
1- 4	0- 2		0- 2		AWAY	1- 0		0- 0		0- 0	
0- 0	0- 0		0- 0		NEUTRAL	0- 0		0- 0		0- 0	
0- 0	0- 0		0- 0		CONFERENCE	0- 0		0- 0		0- 0	
0- 0	0- 0		0- 0		HOME	0- 0		0- 0		0- 0	
0- 0	0- 0		0- 0		AWAY	0- 0		0- 0		0- 0	
0- 0	0- 0		0- 0		NEUTRAL	0- 0		0- 0		0- 0	

RPI 1-25				RPI 26-50				Team's RPI: 29				RPI 51-100				RPI 101+			
RPI	S	Opponent	Score	RPI	S	Opponent	Score	RPI	S	Opponent	Score	RPI	S	Opponent	Score	RPI	S	Opponent	Score
12	A	Marquette	54 80	35	A	South Dakota St.	47 77	55	A	Missouri	56 49	175	H	Wisconsin	55 46				
15	A	South Dakota	49 55	38	H	Maine	70 39	73	H	Dayton	51 35								
				42	A	DePaul	64 73	94	H	Northwestern	55 57								
LAST 12 Division I GAMES:																			
12	A	Marquette	54 80	35	A	South Dakota St.	47 77												
175	H	Wisconsin	55 46	73	H	Dayton	51 35												
15	A	South Dakota	49 55	38	H	Maine	70 39												
				55	A	Missouri	56 49												
				42	A	DePaul	64 73												
				94	H	Northwestern	55 57												

Non-Div I Games: Wisconsin-Parkside 81 32

Green Bay

Loss,
Non-Conf, S Site,
H Home
A Away
N Neutral

H
a
m
p
t
o
n

Hampton					Through Games Of Dec. 21, 2018										
Average RPI	Win:	187	WON-LOST	WINNING	LAST 10	STRENGTH OF	OPP. STRENGTH	TEAM	ADJ.	CONF.	ADJ CONF.				
Average RPI	Loss:	129	RECORD	PCT. RANK	GAMES	SCHEDULE	OF SCHEDULE	RPI	RPI	RPI	RPI				
DIV. I ONLY	3- 5	225	4-5	199	64	231	231	29	29						
DIV. I NON-CONF.	3- 5	225	0- 1	199	64	231	231	29	29						

TOTALS	RPI 1-25		RPI 26-50		W-L RECORDS	RPI 51-100		RPI 101-150		RPI 150+					
3- 5	0- 1		0- 0		OVERALL	0- 1		1- 1		2- 2					
2- 2	0- 0		0- 0		HOME	0- 0		1- 1		1- 1					
1- 1	0- 1		0- 0		AWAY	0- 0		0- 0		1- 0					
0- 2	0- 0		0- 0		NEUTRAL	0- 1		0- 0		0- 1					
3- 5	0- 1		0- 0		NON-CONFERENCE	0- 1		1- 1		2- 2					
2- 2	0- 0		0- 0		HOME	0- 0		1- 1		1- 1					
1- 1	0- 1		0- 0		AWAY	0- 0		0- 0		1- 0					
0- 2	0- 0		0- 0		NEUTRAL	0- 1		0- 0		0- 1					
0- 0	0- 0		0- 0		CONFERENCE	0- 0		0- 0		0- 0					
0- 0	0- 0		0- 0		HOME	0- 0		0- 0		0- 0					
0- 0	0- 0		0- 0		AWAY	0- 0		0- 0		0- 0					
0- 0	0- 0		0- 0		NEUTRAL	0- 0		0- 0		0- 0					

RPI 1-25				RPI 26-50				RPI 51-100				RPI 101+ Team's RPI: 231			
RPI	S	Opponent	Score	RPI	S	Opponent	Score	RPI	S	Opponent	Score	RPI	S	Opponent	Score
4	A	NC State	51 83					69	N	SFA	68 70	102	H	James Madi son	72 65
												134	H	Chattanooga	50 58
												192	H	Samford	64 57
												203	N	Sacramento St.	61 65
												233	H	Elon	62 77
												268	A	Fla. Atlantic	72 68

LAST 12 Division I GAMES:															
203 N Sacramento St.				61 65	134 H Chattanooga				50 58						
69 N SFA				68 70	268 A Fla. Atlantic				72 68						
4 A NC State				51 83											
233 H Elon				62 77											
192 H Samford				64 57											
102 H James Madi son				72 65											

H
a
m
p
t
o
n

Non-Div I Games: Mid-Atlantic Christ.115 48

Hampton

Average RPI Win:	207	WON-LOST	WINNING	LAST 10	STRENGTH OF	OPP. STRENGTH	TEAM	ADJ.	CONF.	ADJ CONF.
Average RPI Loss:	46	RECORD	PCT. RANK	GAMES	SCHEDULE	OF SCHEDULE	RPI	RPI	RPI	RPI
DIV. I ONLY	5- 7	208	4-6	39	105	128	128	23	23	
DIV. I NON-CONF.	5- 7	208	0- 1	39	105	128	128	23	23	

TOTALS	RPI 1-25	RPI 26-50	W-L RECORDS	RPI 51-100	RPI 101-150	RPI 150+				
5- 7	0- 3	0- 2	OVERALL	0- 1	2- 1	3- 0				
4- 2	0- 0	0- 1	HOME	0- 1	1- 0	3- 0				
1- 3	0- 2	0- 1	AWAY	0- 0	1- 0	0- 0				
0- 2	0- 1	0- 0	NEUTRAL	0- 0	0- 1	0- 0				
5- 7	0- 3	0- 2	NON-CONFERENCE	0- 1	2- 1	3- 0				
4- 2	0- 0	0- 1	HOME	0- 1	1- 0	3- 0				
1- 3	0- 2	0- 1	AWAY	0- 0	1- 0	0- 0				
0- 2	0- 1	0- 0	NEUTRAL	0- 0	0- 1	0- 0				
0- 0	0- 0	0- 0	CONFERENCE	0- 0	0- 0	0- 0				
0- 0	0- 0	0- 0	HOME	0- 0	0- 0	0- 0				
0- 0	0- 0	0- 0	AWAY	0- 0	0- 0	0- 0				
0- 0	0- 0	0- 0	NEUTRAL	0- 0	0- 0	0- 0				

RPI 1-25				RPI 26-50				RPI 51-100				RPI 101+ Team's RPI: 128			
RPI	S	Opponent	Score	RPI	S	Opponent	Score	RPI	S	Opponent	Score	RPI	S	Opponent	Score
9	N	Louisville	69 86	27	A	Villanova	41 59	87	H	Princeton	38 75	127	N	Southern Ill.	50 72
19	A	Miami (FL)	62 75	30	H	Michigan St.	66 74					131	A	Rhode Island	65 51
25	A	New Mexico	65 72									137	H	Harvard	73 60
												160	H	William & Mary	50 45
												276	H	Bryant	67 57
												333	H	Morgan St.	80 59

LAST 12 Division I GAMES:															
131	A	Rhode Island	65 51	25	A	New Mexico	65 72								
276	H	Bryant	67 57	19	A	Miami (FL)	62 75								
160	H	William & Mary	50 45	87	H	Princeton	38 75								
9	N	Louisville	69 86	30	H	Michigan St.	66 74								
127	N	Southern Ill.	50 72	333	H	Morgan St.	80 59								
137	H	Harvard	73 60	27	A	Villanova	41 59								

Non-Div I Games:

Hartford

Average RPI	Win: 215	WON-LOST RECORD	WINNING PCT. RANK	LAST 10 GAMES	STRENGTH OF SCHEDULE	OPP. STRENGTH OF SCHEDULE	TEAM RPI	ADJ. RPI	CONF. RPI	ADJ. CONF. RPI
Average RPI	Loss: 62									
DIV. I ONLY	5- 6	178	5-5	124	35	137	137	12	12	
DIV. I NON-CONF.	5- 6	178	1- 0	124	35	137	137	12	12	

TOTALS	RPI 1-25	RPI 26-50	W-L RECORDS	RPI 51-100	RPI 101-150	RPI 150+				
5- 6	0- 1	0- 1	OVERALL	0- 3	1- 1	4- 0				
2- 3	0- 0	0- 1	HOME	0- 2	0- 0	2- 0				
2- 3	0- 1	0- 0	AWAY	0- 1	1- 1	1- 0				
1- 0	0- 0	0- 0	NEUTRAL	0- 0	0- 0	1- 0				
5- 6	0- 1	0- 1	NON-CONFERENCE	0- 3	1- 1	4- 0				
2- 3	0- 0	0- 1	HOME	0- 2	0- 0	2- 0				
2- 3	0- 1	0- 0	AWAY	0- 1	1- 1	1- 0				
1- 0	0- 0	0- 0	NEUTRAL	0- 0	0- 0	1- 0				
0- 0	0- 0	0- 0	CONFERENCE	0- 0	0- 0	0- 0				
0- 0	0- 0	0- 0	HOME	0- 0	0- 0	0- 0				
0- 0	0- 0	0- 0	AWAY	0- 0	0- 0	0- 0				
0- 0	0- 0	0- 0	NEUTRAL	0- 0	0- 0	0- 0				

RPI 1-25				RPI 26-50				RPI 51-100				RPI 101+ Team's RPI: 137			
RPI	S	Opponent	Score	RPI	S	Opponent	Score	RPI	S	Opponent	Score	RPI	S	Opponent	Score
1	A	Notre Dame	58 103	38	H	Maine	60 67	62	H	Quinnipiac	67 72	128	A	Hartford	60 73
								64	H	Rutgers	49 60	146	A	CSUN	75 55
								77	A	Purdue	65 66	170	N	Jacksonville St.	69 62
												207	H	Boston U.	67 47
												259	H	La Salle	88 43
												293	A	Siena	73 54

LAST 12 Division I GAMES:															
62	H	Quinnipiac	67 72	146	A	CSUN	75 55	207	H	Boston U.	67 47	64	H	Rutgers	49 60
170	N	Jacksonville St.	69 62	38	H	Maine	60 67	1	A	Notre Dame	58 103	293	A	Siena	73 54
128	A	Hartford	60 73	77	A	Purdue	65 66					259	H	La Salle	88 43

Non-Div I Games:

Harvard

Average RPI Win: 241
Average RPI Loss: 136

WON-LOST
RECORD

WINNING
PCT. RANK

LAST 10
GAMES

STRENGTH OF
SCHEDULE

OPP. STRENGTH
OF SCHEDULE

TEAM
RPI

ADJ.
RPI

CONF.
RPI

ADJ CONF.
RPI

DIV. I ONLY	3- 8	263	4-6	163	164	263	263	20	20
DIV. I NON-CONF.	3- 8	263	0- 1	163	164	263	263	20	20

TOTALS	RPI 1-25	RPI 26-50	W-L RECORDS	RPI 51-100	RPI 101-150	RPI 150+			
3- 8	0- 1	0- 0	OVERALL	0- 1	1- 2	2- 4			
2- 5	0- 1	0- 0	HOME	0- 1	1- 1	1- 2			
1- 2	0- 0	0- 0	AWAY	0- 0	0- 0	1- 2			
0- 1	0- 0	0- 0	NEUTRAL	0- 0	0- 1	0- 0			
3- 8	0- 1	0- 0	NON-CONFERENCE	0- 1	1- 2	2- 4			
2- 5	0- 1	0- 0	HOME	0- 1	1- 1	1- 2			
1- 2	0- 0	0- 0	AWAY	0- 0	0- 0	1- 2			
0- 1	0- 0	0- 0	NEUTRAL	0- 0	0- 1	0- 0			
0- 0	0- 0	0- 0	CONFERENCE	0- 0	0- 0	0- 0			
0- 0	0- 0	0- 0	HOME	0- 0	0- 0	0- 0			
0- 0	0- 0	0- 0	AWAY	0- 0	0- 0	0- 0			
0- 0	0- 0	0- 0	NEUTRAL	0- 0	0- 0	0- 0			

RPI 1-25				RPI 26-50				RPI 51-100				RPI 101+ Team's RPI: 263			
RPI	S	Opponent	Score	RPI	S	Opponent	Score	RPI	S	Opponent	Score	RPI	S	Opponent	Score
5	H	Stanford	59 81					91	H	Portland	65 72	101	N	Utah	48 73
												117	H	FGCU	67 73
												147	H	Idaho	69 61
												184	H	American	57 69
												188	A	San Diego	50 58
												194	A	San Diego St.	57 58
												205	H	Pepperdine	64 65
												254	A	UNLV	66 61
												322	H	Seattle U	67 51
LAST 12 Division I GAMES:															
184	H	American	57 69	101	N	Utah	48 73	254	A	UNLV	66 61				
322	H	Seattle U	67 51					147	H	Idaho	69 61				
91	H	Portland	65 72					5	H	Stanford	59 81				
188	A	San Diego	50 58					117	H	FGCU	67 73				
194	A	San Diego St.	57 58												
205	H	Pepperdine	64 65												

Non-Div I Games: Hawai i Paci fic 66 51

Hawai i

Loss, Non-Conf, S Site, H Home A Away N Neutral

Average RPI Win:	273	WON-LOST	WINNING	LAST 10	STRENGTH OF	OPP. STRENGTH	TEAM	ADJ.	CONF.	ADJ CONF.
Average RPI Loss:	113	RECORD	PCT. RANK	GAMES	SCHEDULE	OF SCHEDULE	RPI	RPI	RPI	RPI
DIV. I ONLY	4- 4	159	6-4	175	262	189	189	29	29	
DIV. I NON-CONF.	4- 4	159	1- 0	175	262	189	189	29	29	

TOTALS	RPI 1-25	RPI 26-50	W-L RECORDS	RPI 51-100	RPI 101-150	RPI 150+				
4- 4	0- 1	0- 0	OVERALL	0- 1	0- 1	4- 1				
4- 0	0- 0	0- 0	HOME	0- 0	0- 0	4- 0				
0- 4	0- 1	0- 0	AWAY	0- 1	0- 1	0- 1				
0- 0	0- 0	0- 0	NEUTRAL	0- 0	0- 0	0- 0				
4- 4	0- 1	0- 0	NON-CONFERENCE	0- 1	0- 1	4- 1				
4- 0	0- 0	0- 0	HOME	0- 0	0- 0	4- 0				
0- 4	0- 1	0- 0	AWAY	0- 1	0- 1	0- 1				
0- 0	0- 0	0- 0	NEUTRAL	0- 0	0- 0	0- 0				
0- 0	0- 0	0- 0	CONFERENCE	0- 0	0- 0	0- 0				
0- 0	0- 0	0- 0	HOME	0- 0	0- 0	0- 0				
0- 0	0- 0	0- 0	AWAY	0- 0	0- 0	0- 0				
0- 0	0- 0	0- 0	NEUTRAL	0- 0	0- 0	0- 0				

RPI 1-25				RPI 26-50				RPI 51-100				RPI 101+ Team's RPI: 189			
RPI	S	Opponent	Score	RPI	S	Opponent	Score	RPI	S	Opponent	Score	RPI	S	Opponent	Score
20	A	Kentucky	49 71					88	A	Clemson	64 83	125	A	Miami (OH)	55 68
												184	H	American	66 61
												219	A	Davidson	62 71
												272	H	UNC Greensboro	82 75
												296	H	Norfolk St.	83 51
												339	H	N.C. Central	80 69

LAST 12 Division I GAMES:															
20	A	Kentucky	49 71	184	H	American	66 61	296	H	Norfolk St.	83 51	88	A	Clemson	64 83
339	H	N.C. Central	80 69	272	H	UNC Greensboro	82 75	219	A	Davidson	62 71	125	A	Miami (OH)	55 68

Non-Div I Games: Greensboro 102 50 Mars Hill 86 36

High Point

H
o
f
s
t
r
a

Hofstra				Through Games Of Dec. 21, 2018							
Average RPI Win:		262	WON-LOST RECORD	WINNING PCT. RANK	LAST 10 GAMES	STRENGTH OF SCHEDULE	OPP. STRENGTH OF SCHEDULE	TEAM RPI	ADJ. RPI	CONF. RPI	ADJ CONF. RPI
Average RPI Loss:		165									
DIV. I ONLY		5- 6	178	4-6	263	230	228	228	16	16	
DIV. I NON-CONF.		5- 6	178	1- 0	263	230	228	228	16	16	

TOTALS		RPI 1-25	RPI 26-50		W-L RECORDS		RPI 51-100	RPI 101-150	RPI 150+		
5- 6		0- 0	0- 0		OVERALL		0- 2	0- 1	5- 3		
1- 2		0- 0	0- 0		HOME		0- 0	0- 0	1- 2		
3- 2		0- 0	0- 0		AWAY		0- 0	0- 1	3- 1		
1- 2		0- 0	0- 0		NEUTRAL		0- 2	0- 0	1- 0		
5- 6		0- 0	0- 0		NON-CONFERENCE		0- 2	0- 1	5- 3		
1- 2		0- 0	0- 0		HOME		0- 0	0- 0	1- 2		
3- 2		0- 0	0- 0		AWAY		0- 0	0- 1	3- 1		
1- 2		0- 0	0- 0		NEUTRAL		0- 2	0- 0	1- 0		
0- 0		0- 0	0- 0		CONFERENCE		0- 0	0- 0	0- 0		
0- 0		0- 0	0- 0		HOME		0- 0	0- 0	0- 0		
0- 0		0- 0	0- 0		AWAY		0- 0	0- 0	0- 0		
0- 0		0- 0	0- 0		NEUTRAL		0- 0	0- 0	0- 0		

RPI 1-25			RPI 26-50			RPI 51-100			RPI 101+ Team's RPI: 228		
RPI	S	Opponent	Score	RPI	S	Opponent	Score	RPI	S	Opponent	Score
								108	A	Stony Brook	49 77
								199	A	Holy Cross	66 72
								235	H	Sacred Heart	64 70
								238	A	St. Bonaventure	67 59
								242	N	Stetson	53 50
								253	H	Iona	74 49
								279	H	Col umbi a	63 65
								283	A	UMBC	45 42
								293	A	Si ena	57 50

LAST 12 Division I GAMES:											
293	A	Si ena	57 50	242	N	Stetson	53 50				
283	A	UMBC	45 42	81	N	Marist	57 71				
199	A	Holy Cross	66 72	86	N	Wright St.	64 93				
235	H	Sacred Heart	64 70	238	A	St. Bonaventure	67 59				
253	H	Iona	74 49	108	A	Stony Brook	49 77				
				279	H	Col umbi a	63 65				

H
o
f
s
t
r
a

Non-Div I Games:

Hofstra

Average RPI Win:	262	WON-LOST	WINNING	LAST 10	STRENGTH OF	OPP. STRENGTH	TEAM	ADJ.	CONF.	ADJ CONF.
Average RPI Loss:	215	RECORD	PCT. RANK	GAMES	SCHEDULE	OF SCHEDULE	RPI	RPI	RPI	RPI
DIV. I ONLY	7- 3	80	7-3	312	246	199	199	26	26	
DIV. I NON-CONF.	7- 3	80	1- 0	312	246	199	199	26	26	

TOTALS	RPI 1-25	RPI 26-50	W-L RECORDS	RPI 51-100	RPI 101-150	RPI 150+				
7- 3	0- 0	0- 0	OVERALL	0- 1	1- 0	6- 2				
5- 1	0- 0	0- 0	HOME	0- 0	1- 0	4- 1				
2- 2	0- 0	0- 0	AWAY	0- 1	0- 0	2- 1				
0- 0	0- 0	0- 0	NEUTRAL	0- 0	0- 0	0- 0				
7- 3	0- 0	0- 0	NON-CONFERENCE	0- 1	1- 0	6- 2				
5- 1	0- 0	0- 0	HOME	0- 0	1- 0	4- 1				
2- 2	0- 0	0- 0	AWAY	0- 1	0- 0	2- 1				
0- 0	0- 0	0- 0	NEUTRAL	0- 0	0- 0	0- 0				
0- 0	0- 0	0- 0	CONFERENCE	0- 0	0- 0	0- 0				
0- 0	0- 0	0- 0	HOME	0- 0	0- 0	0- 0				
0- 0	0- 0	0- 0	AWAY	0- 0	0- 0	0- 0				
0- 0	0- 0	0- 0	NEUTRAL	0- 0	0- 0	0- 0				

RPI 1-25				RPI 26-50				RPI 51-100				RPI 101+				Team's RPI: 199
RPI	S	Opponent	Score	RPI	S	Opponent	Score	RPI	S	Opponent	Score	RPI	S	Opponent	Score	
								89	A	Boston College	63	89				
												131	H	Rhode Island	73	65
												228	H	Hofstra	72	66
												244	H	Rider	71	61
												249	H	Brown	85	89
												269	H	UMass Lowell	63	54
												307	A	New Hampshire	62	74
												310	A	Vermont	65	40
												312	A	Albany (NY)	56	50
												341	H	Manhattan	61	53

LAST 12 Division I GAMES:																
				341	H	Manhattan	61	53				312	A	Albany (NY)	56	50
				307	A	New Hampshire	62	74				131	H	Rhode Island	73	65
				228	H	Hofstra	72	66				249	H	Brown	85	89
				269	H	UMass Lowell	63	54				89	A	Boston College	63	89
				310	A	Vermont	65	40				244	H	Rider	71	61

Non-Div I Games:

Holy Cross

Average RPI Win: **309**
 Average RPI Loss: **183**

WON-LOST
RECORD

WINNING
PCT. RANK

LAST 10
GAMES

STRENGTH OF
SCHEDULE

OPP. STRENGTH
OF SCHEDULE

TEAM
RPI

ADJ.
RPI

CONF.
RPI

ADJ CONF.
RPI

DIV. I ONLY	1- 5	310	5-5	110	338	292	292	24	24
DIV. I NON-CONF.	1- 5	310	0- 0	110	338	292	292	24	24
TOTALS	RPI 1-25	RPI 26-50	W-L RECORDS	RPI 51-100	RPI 101-150	RPI 150+			
1- 5	0- 0	0- 0	OVERALL	0- 0	0- 2	1- 3			
1- 1	0- 0	0- 0	HOME	0- 0	0- 1	1- 0			
0- 4	0- 0	0- 0	AWAY	0- 0	0- 1	0- 3			
0- 0	0- 0	0- 0	NEUTRAL	0- 0	0- 0	0- 0			
1- 5	0- 0	0- 0	NON-CONFERENCE	0- 0	0- 2	1- 3			
1- 1	0- 0	0- 0	HOME	0- 0	0- 1	1- 0			
0- 4	0- 0	0- 0	AWAY	0- 0	0- 1	0- 3			
0- 0	0- 0	0- 0	NEUTRAL	0- 0	0- 0	0- 0			
0- 0	0- 0	0- 0	CONFERENCE	0- 0	0- 0	0- 0			
0- 0	0- 0	0- 0	HOME	0- 0	0- 0	0- 0			
0- 0	0- 0	0- 0	AWAY	0- 0	0- 0	0- 0			
0- 0	0- 0	0- 0	NEUTRAL	0- 0	0- 0	0- 0			

RPI 1-25				RPI 26-50				RPI 51-100				RPI 101+				Team's RPI: 292													
RPI	S	Opponent	Score	RPI	S	Opponent	Score	RPI	S	Opponent	Score	RPI	S	Opponent	Score														
109	A	Oklahoma St.	44	77	124	H	Oral Roberts	56	74	193	A	Texas Tech	76	82	237	A	Wichita St.	50	68	250	A	North Texas	75	100	309	H	La. -Monroe	68	60
LAST 12 Division I GAMES:																													
124	H	Oral Roberts	56	74	109	A	Oklahoma St.	44	77	250	A	North Texas	75	100	193	A	Texas Tech	76	82	237	A	Wichita St.	50	68	309	H	La. -Monroe	68	60

Non-Div I Games: Howard Payne 93 60 Tex. A&M Int'l 81 48 McMurry 92 41 Southwest (NM) 100 57
 Houston Baptist

Average RPI Win: **273**
 Average RPI Loss: **190**

WON-LOST
RECORD

WINNING
PCT. RANK

LAST 10
GAMES

STRENGTH OF
SCHEDULE

OPP. STRENGTH
OF SCHEDULE

TEAM
RPI

ADJ.
RPI

CONF.
RPI

ADJ CONF.
RPI

DIV. I ONLY	7- 5	133	5-5	305	281	211	211	32	32
DIV. I NON-CONF.	7- 5	133	0- 1	305	281	211	211	32	32

TOTALS	RPI 1-25	RPI 26-50	W-L RECORDS	RPI 51-100	RPI 101-150	RPI 150+			
7- 5	0- 0	0- 0	OVERALL	0- 1	0- 1	7- 3			
2- 2	0- 0	0- 0	HOME	0- 1	0- 0	2- 1			
5- 3	0- 0	0- 0	AWAY	0- 0	0- 1	5- 2			
0- 0	0- 0	0- 0	NEUTRAL	0- 0	0- 0	0- 0			
7- 5	0- 0	0- 0	NON-CONFERENCE	0- 1	0- 1	7- 3			
2- 2	0- 0	0- 0	HOME	0- 1	0- 0	2- 1			
5- 3	0- 0	0- 0	AWAY	0- 0	0- 1	5- 2			
0- 0	0- 0	0- 0	NEUTRAL	0- 0	0- 0	0- 0			
0- 0	0- 0	0- 0	CONFERENCE	0- 0	0- 0	0- 0			
0- 0	0- 0	0- 0	HOME	0- 0	0- 0	0- 0			
0- 0	0- 0	0- 0	AWAY	0- 0	0- 0	0- 0			
0- 0	0- 0	0- 0	NEUTRAL	0- 0	0- 0	0- 0			

RPI 1-25				RPI 26-50				RPI 51-100				RPI 101+				Team's RPI: 211
RPI	S	Opponent	Score	RPI	S	Opponent	Score	RPI	S	Opponent	Score	RPI	S	Opponent	Score	
								93	H	Mercer	70 85	130	A	Cincinnati	51 85	
												160	A	William & Mary	75 88	
												172	A	Campbell	69 64	
												195	H	George Mason	73 59	
												259	A	La Salle	57 54	
												274	A	Richmond	60 67	
												290	A	Niagara	68 61	
												293	H	Siena	81 86	
												320	A	FIU	89 62	
												330	H	NJIT	77 57	
												344	A	Fairleigh Dickinson	79 58	
LAST 12 Division I GAMES:																
130	A	Cincinnati	51 85	93	H	Mercer	70 85	320	A	FIU	89 62	172	A	Campbell	69 64	
344	A	Fairleigh Dickinson	79 58					274	A	Richmond	60 67	290	A	Niagara	68 61	
293	H	Siena	81 86					290	A	Niagara	68 61	195	H	George Mason	73 59	
160	A	William & Mary	75 88													
330	H	NJIT	77 57													
259	A	La Salle	57 54													

Howard

Howard

Non-Div I Games:

Howard

Average RPI Win:	179	WON-LOST	WINNING	LAST 10	STRENGTH OF	OPP. STRENGTH	TEAM	ADJ.	CONF.	ADJ CONF.
Average RPI Loss:	89	RECORD	PCT. RANK	GAMES	SCHEDULE	OF SCHEDULE	RPI	RPI	RPI	RPI
DIV. I ONLY	5- 5	159	5-5	26	199	59	59	13	13	
DIV. I NON-CONF.	5- 5	159	0- 1	26	199	59	59	13	13	

TOTALS	RPI 1-25	RPI 26-50	W-L RECORDS	RPI 51-100	RPI 101-150	RPI 150+				
5- 5	0- 1	0- 0	OVERALL	1- 2	1- 1	3- 1				
1- 2	0- 0	0- 0	HOME	1- 2	0- 0	0- 0				
3- 3	0- 1	0- 0	AWAY	0- 0	0- 1	3- 1				
1- 0	0- 0	0- 0	NEUTRAL	0- 0	1- 0	0- 0				
5- 5	0- 1	0- 0	NON-CONFERENCE	1- 2	1- 1	3- 1				
1- 2	0- 0	0- 0	HOME	1- 2	0- 0	0- 0				
3- 3	0- 1	0- 0	AWAY	0- 0	0- 1	3- 1				
1- 0	0- 0	0- 0	NEUTRAL	0- 0	1- 0	0- 0				
0- 0	0- 0	0- 0	CONFERENCE	0- 0	0- 0	0- 0				
0- 0	0- 0	0- 0	HOME	0- 0	0- 0	0- 0				
0- 0	0- 0	0- 0	AWAY	0- 0	0- 0	0- 0				
0- 0	0- 0	0- 0	NEUTRAL	0- 0	0- 0	0- 0				

RPI	S	Opponent	Score	RPI	S	Opponent	Score	RPI	S	Opponent	Score	RPI	S	Opponent	Score
11	A	Iowa	58 72					63	H	Ohio	66 73	126	N	VCU	63 61
								71	H	UNI	40 53	127	A	Southern Ill.	73 78
								72	H	UT Martin	73 72	161	A	Indiana St.	64 59
												175	A	Wisconsin	64 65
												257	A	Ole Miss	66 58
												278	A	UTSA	58 50
LAST 12 Division I GAMES:															
127	A	Southern Ill.	73 78	63	H	Ohio	66 73	11	A	Iowa	58 72	161	A	Indiana St.	64 59
175	A	Wisconsin	64 65	71	H	UNI	40 53	126	N	VCU	63 61	278	A	UTSA	58 50
72	H	UT Martin	73 72												
257	A	Ole Miss	66 58												

Non-Div I Games: Purdue Northwest 101 40

IUPUI

Average RPI	Win:	202	WON-LOST	WINNING	LAST 10	STRENGTH OF	OPP. STRENGTH	TEAM	ADJ.	CONF.	ADJ CONF.
Average RPI	Loss:	115	RECORD	PCT. RANK	GAMES	SCHEDULE	OF SCHEDULE	RPI	RPI	RPI	RPI
DIV. I ONLY		3- 6		240	3-6	57	153	147	147	11	11
DIV. I NON-CONF.		3- 6		240	0- 1	57	153	147	147	11	11

TOTALS	RPI 1-25		RPI 26-50		W-L RECORDS	RPI 51-100		RPI 101-150		RPI 150+	
3- 6	0- 2		0- 1		OVERALL	0- 1		1- 0		2- 2	
2- 0	0- 0		0- 0		HOME	0- 0		1- 0		1- 0	
1- 5	0- 2		0- 1		AWAY	0- 0		0- 0		1- 2	
0- 1	0- 0		0- 0		NEUTRAL	0- 1		0- 0		0- 0	
3- 6	0- 2		0- 1		NON-CONFERENCE	0- 1		1- 0		2- 2	
2- 0	0- 0		0- 0		HOME	0- 0		1- 0		1- 0	
1- 5	0- 2		0- 1		AWAY	0- 0		0- 0		1- 2	
0- 1	0- 0		0- 0		NEUTRAL	0- 1		0- 0		0- 0	
0- 0	0- 0		0- 0		CONFERENCE	0- 0		0- 0		0- 0	
0- 0	0- 0		0- 0		HOME	0- 0		0- 0		0- 0	
0- 0	0- 0		0- 0		AWAY	0- 0		0- 0		0- 0	
0- 0	0- 0		0- 0		NEUTRAL	0- 0		0- 0		0- 0	

RPI 1-25				RPI 26-50				RPI 51-100				RPI 101+ Team's RPI: 147			
RPI	S	Opponent	Score	RPI	S	Opponent	Score	RPI	S	Opponent	Score	RPI	S	Opponent	Score
5	A	Stanford	71 115	48	A	Wyomi ng	61 64	82	N	Boi se St.	85 91	146	H	CSUN	88 73
18	A	Gonzaga	51 88									193	A	Texas Tech	88 77
												263	A	Hawai i	61 69
												266	H	San Franci sco	70 63
												273	A	Long Beach St.	63 70

LAST 12 Di vi si on I GAMES:															
18	A	Gonzaga	51 88	266	H	San Franci sco	70 63	273	A	Long Beach St.	63 70	82	N	Boi se St.	85 91
48	A	Wyomi ng	61 64	193	A	Texas Tech	88 77	5	A	Stanford	71 115	146	H	CSUN	88 73
263	A	Hawai i	61 69												

Non-Di v I Games:

Idaho

Average RPI	Win:	247	WON-LOST	WINNING	LAST 10	STRENGTH OF	OPP. STRENGTH	TEAM	ADJ.	CONF.	ADJ CONF.
Average RPI	Loss:	74	RECORD	PCT. RANK	GAMES	SCHEDULE	OF SCHEDULE	RPI	RPI	RPI	RPI
DIV. I ONLY		4- 4		159	5-4	24	321	67	67	11	11
DIV. I NON-CONF.		4- 4		159	1- 0	24	321	67	67	11	11

TOTALS	RPI 1-25		RPI 26-50		W-L RECORDS	RPI 51-100		RPI 101-150		RPI 150+	
4- 4	0- 1		0- 0		OVERALL	0- 1		0- 2		4- 0	
2- 0	0- 0		0- 0		HOME	0- 0		0- 0		2- 0	
1- 3	0- 1		0- 0		AWAY	0- 0		0- 2		1- 0	
1- 1	0- 0		0- 0		NEUTRAL	0- 1		0- 0		1- 0	
4- 4	0- 1		0- 0		NON-CONFERENCE	0- 1		0- 2		4- 0	
2- 0	0- 0		0- 0		HOME	0- 0		0- 0		2- 0	
1- 3	0- 1		0- 0		AWAY	0- 0		0- 2		1- 0	
1- 1	0- 0		0- 0		NEUTRAL	0- 1		0- 0		1- 0	
0- 0	0- 0		0- 0		CONFERENCE	0- 0		0- 0		0- 0	
0- 0	0- 0		0- 0		HOME	0- 0		0- 0		0- 0	
0- 0	0- 0		0- 0		AWAY	0- 0		0- 0		0- 0	
0- 0	0- 0		0- 0		NEUTRAL	0- 0		0- 0		0- 0	

RPI 1-25				RPI 26-50				RPI 51-100				Team's RPI: 67				RPI 101+			
RPI	S	Opponent	Score	RPI	S	Opponent	Score	RPI	S	Opponent	Score	RPI	S	Opponent	Score	RPI	S	Opponent	Score
18	A	Gonzaga	51 70					66	N	Georgi a Tech	51 74	101	A	Utah	60 74	111	A	Ari zona	46 71
												205	H	Pepperdi ne	65 63				
												236	N	Kennesaw St.	60 49				
												265	A	Cal i forni a Bapti st	72 57				
												282	H	Utah Valley	80 68				

Team's RPI: 67																			
LAST 12 Division I GAMES:																			
205	H	Pepperdi ne	65 63	111	A	Ari zona	46 71												
282	H	Utah Valley	80 68	265	A	Cal i forni a Bapti st	72 57												
66	N	Georgi a Tech	51 74																
236	N	Kennesaw St.	60 49																
101	A	Utah	60 74																
18	A	Gonzaga	51 70																

Non-Div I Games: Benedictine Mesa 88 51

Idaho St.

Average RPI Win:	255	WON-LOST	WINNING	LAST 10	STRENGTH OF	OPP. STRENGTH	TEAM	ADJ.	CONF.	ADJ CONF.
Average RPI Loss:	115	RECORD	PCT. RANK	GAMES	SCHEDULE	OF SCHEDULE	RPI	RPI	RPI	RPI
DIV. I ONLY	8- 3	71	7-3	233	247	159	159	4	4	
DIV. I NON-CONF.	8- 3	71	0- 1	233	247	159	159	4	4	

TOTALS	RPI 1-25	RPI 26-50	W-L RECORDS	RPI 51-100	RPI 101-150	RPI 150+				
8- 3	0- 0	0- 0	OVERALL	0- 2	0- 0	8- 1				
7- 1	0- 0	0- 0	HOME	0- 1	0- 0	7- 0				
1- 1	0- 0	0- 0	AWAY	0- 1	0- 0	1- 0				
0- 1	0- 0	0- 0	NEUTRAL	0- 0	0- 0	0- 1				
8- 3	0- 0	0- 0	NON-CONFERENCE	0- 2	0- 0	8- 1				
7- 1	0- 0	0- 0	HOME	0- 1	0- 0	7- 0				
1- 1	0- 0	0- 0	AWAY	0- 1	0- 0	1- 0				
0- 1	0- 0	0- 0	NEUTRAL	0- 0	0- 0	0- 1				
0- 0	0- 0	0- 0	CONFERENCE	0- 0	0- 0	0- 0				
0- 0	0- 0	0- 0	HOME	0- 0	0- 0	0- 0				
0- 0	0- 0	0- 0	AWAY	0- 0	0- 0	0- 0				
0- 0	0- 0	0- 0	NEUTRAL	0- 0	0- 0	0- 0				

RPI 1-25				RPI 26-50				RPI 51-100				RPI 101+				Team's RPI: 159
RPI	S	Opponent	Score	RPI	S	Opponent	Score	RPI	S	Opponent	Score	RPI	S	Opponent	Score	
								55	H	Missouri	45 67	161	H	Indiana St.	75 57	
								88	A	Clemson	67 69	203	N	Sacramento St.	107 109	
												226	H	Eastern Mi ch.	72 66	
												234	H	Alabama A&M	88 60	
												255	H	SIUE	74 57	
												267	H	Murray St.	84 52	
												279	H	Col umbi a	76 69	
												305	H	Val parai so	73 54	
												313	A	Cal Poly	74 51	
LAST 12 Division I GAMES:																
226	H	Eastern Mi ch.	72 66	55	H	Missouri	45 67	255	H	SIUE	74 57					
88	A	Clemson	67 69	267	H	Murray St.	84 52	161	H	Indiana St.	75 57					
203	N	Sacramento St.	107 109	234	H	Alabama A&M	88 60									
313	A	Cal Poly	74 51													
279	H	Col umbi a	76 69													
305	H	Val parai so	73 54													

Non-Div I Games:

Illinois

Average RPI Win:	256	WON-LOST	WINNING	LAST 10	STRENGTH OF	OPP. STRENGTH	TEAM	ADJ.	CONF.	ADJ CONF.
Average RPI Loss:	194	RECORD	PCT. RANK	GAMES	SCHEDULE	OF SCHEDULE	RPI	RPI	RPI	RPI

DIV. I ONLY	5- 4	140	6-4	335	188	247	247	14	14
DIV. I NON-CONF.	5- 4	140	1- 0	335	188	247	247	14	14

TOTALS	RPI 1-25	RPI 26-50	W-L RECORDS	RPI 51-100	RPI 101-150	RPI 150+			
5- 4	0- 0	0- 1	OVERALL	0- 0	0- 0	5- 3			
4- 0	0- 0	0- 0	HOME	0- 0	0- 0	4- 0			
1- 4	0- 0	0- 1	AWAY	0- 0	0- 0	1- 3			
0- 0	0- 0	0- 0	NEUTRAL	0- 0	0- 0	0- 0			
5- 4	0- 0	0- 1	NON-CONFERENCE	0- 0	0- 0	5- 3			
4- 0	0- 0	0- 0	HOME	0- 0	0- 0	4- 0			
1- 4	0- 0	0- 1	AWAY	0- 0	0- 0	1- 3			
0- 0	0- 0	0- 0	NEUTRAL	0- 0	0- 0	0- 0			
0- 0	0- 0	0- 0	CONFERENCE	0- 0	0- 0	0- 0			
0- 0	0- 0	0- 0	HOME	0- 0	0- 0	0- 0			
0- 0	0- 0	0- 0	AWAY	0- 0	0- 0	0- 0			
0- 0	0- 0	0- 0	NEUTRAL	0- 0	0- 0	0- 0			

RPI	S	Opponent	Score	RPI	S	Opponent	Score	RPI	S	Opponent	Score	RPI	S	Opponent	Score
				32	A	Butler	56 58					180	H	North Dakota	67 55
												215	H	Oakland	62 56
												223	H	Saint Louis	72 67
												226	A	Eastern Mich.	41 50
												255	A	SIUE	61 68
												264	A	Cleveland St.	63 67
												315	A	Northern Ky.	58 53
												346	H	Austin Peay	61 49
LAST 12 Division I GAMES:															
264	A	Cleveland St.	63 67	223	H	Saint Louis	72 67								
226	A	Eastern Mich.	41 50	315	A	Northern Ky.	58 53								
180	H	North Dakota	67 55	346	H	Austin Peay	61 49								
255	A	SIUE	61 68	215	H	Oakland	62 56								
				32	A	Butler	56 58								

Non-Div I Games: Maryville (MO) 61 52

Illinois St.

Average RPI Win:	0	WON-LOST	WINNING	LAST 10	STRENGTH OF	OPP. STRENGTH	TEAM	ADJ.	CONF.	ADJ CONF.
Average RPI Loss:	153	RECORD	PCT. RANK	GAMES	SCHEDULE	OF SCHEDULE	RPI	RPI	RPI	RPI
DIV. I ONLY	0- 10	333	0-10	68	256	298	298	24	24	
DIV. I NON-CONF.	0- 10	333	0- 1	68	256	298	298	24	24	

TOTALS	RPI 1-25	RPI 26-50	W-L RECORDS	RPI 51-100	RPI 101-150	RPI 150+				
0- 10	0- 2	0- 1	OVERALL	0- 0	0- 3	0- 4				
0- 3	0- 0	0- 0	HOME	0- 0	0- 2	0- 1				
0- 7	0- 2	0- 1	AWAY	0- 0	0- 1	0- 3				
0- 0	0- 0	0- 0	NEUTRAL	0- 0	0- 0	0- 0				
0- 10	0- 2	0- 1	NON-CONFERENCE	0- 0	0- 3	0- 4				
0- 3	0- 0	0- 0	HOME	0- 0	0- 2	0- 1				
0- 7	0- 2	0- 1	AWAY	0- 0	0- 1	0- 3				
0- 0	0- 0	0- 0	NEUTRAL	0- 0	0- 0	0- 0				
0- 0	0- 0	0- 0	CONFERENCE	0- 0	0- 0	0- 0				
0- 0	0- 0	0- 0	HOME	0- 0	0- 0	0- 0				
0- 0	0- 0	0- 0	AWAY	0- 0	0- 0	0- 0				
0- 0	0- 0	0- 0	NEUTRAL	0- 0	0- 0	0- 0				

RPI 1-25			
RPI	S	Opponent	Score
15	A	South Dakota	43 96
24	A	Arizona St.	43 81

RPI 26-50			
RPI	S	Opponent	Score
31	A	Minnesota	39 75

RPI 51-100			
RPI	S	Opponent	Score

RPI 101+				Team's RPI: 298
RPI	S	Opponent	Score	
111	A	Arizona	42 84	
114	H	Houston	60 79	
138	H	UT Arlington	49 97	
194	A	San Diego St.	38 81	
240	A	Massachusetts	59 71	
319	H	Weber St.	64 72	
342	A	Grand Canyon	63 74	

LAST 12 Division I GAMES:									
240	A	Massachusetts	59	71	138	H	UT Arlington	49	97
31	A	Minnesota	39	75	111	A	Arizona	42	84
342	A	Grand Canyon	63	74	319	H	Weber St.	64	72
24	A	Arizona St.	43	81	194	A	San Diego St.	38	81
					114	H	Houston	60	79
					15	A	South Dakota	43	96

Non-Div I Games:

Incarnate Word

Average RPI Win:	133	WON-LOST	WINNING	LAST 10	STRENGTH OF	OPP. STRENGTH	TEAM	ADJ.	CONF.	ADJ CONF.
Average RPI Loss:	122	RECORD	PCT. RANK	GAMES	SCHEDULE	OF SCHEDULE	RPI	RPI	RPI	RPI
DIV. I ONLY	11- 1	12	9-1	129	15	17	17	4	4	
DIV. I NON-CONF.	11- 1	12	1- 0	129	15	17	17	4	4	

TOTALS	RPI 1-25	RPI 26-50	W-L RECORDS	RPI 51-100	RPI 101-150	RPI 150+				
11- 1	1- 0	2- 0	OVERALL	1- 0	2- 1	5- 0				
6- 0	0- 0	1- 0	HOME	0- 0	1- 0	4- 0				
4- 0	0- 0	1- 0	AWAY	1- 0	1- 0	1- 0				
1- 1	1- 0	0- 0	NEUTRAL	0- 0	0- 1	0- 0				
11- 1	1- 0	2- 0	NON-CONFERENCE	1- 0	2- 1	5- 0				
6- 0	0- 0	1- 0	HOME	0- 0	1- 0	4- 0				
4- 0	0- 0	1- 0	AWAY	1- 0	1- 0	1- 0				
1- 1	1- 0	0- 0	NEUTRAL	0- 0	0- 1	0- 0				
0- 0	0- 0	0- 0	CONFERENCE	0- 0	0- 0	0- 0				
0- 0	0- 0	0- 0	HOME	0- 0	0- 0	0- 0				
0- 0	0- 0	0- 0	AWAY	0- 0	0- 0	0- 0				
0- 0	0- 0	0- 0	NEUTRAL	0- 0	0- 0	0- 0				

RPI	S	Opponent	Score	RPI	S	Opponent	Score	RPI	S	Opponent	Score	RPI	S	Opponent	Score
15	N	South Dakota	68 60	32	H	Butler	66 46	65	A	Wake Forest	87 73	118	H	Northern Ill.	91 73
				46	A	UCLA	67 65					122	N	Grambling	62 65
												129	A	Loyol a Marymount	67 43
												163	H	Missouri St.	98 74
												173	H	Milwaukee	68 66
												215	A	Oakland	59 32
												229	H	Florida	83 64
												281	H	North Florida	75 52

LAST 12 Division I GAMES:															
15	N	South Dakota	68 60	32	H	Butler	66 46	65	A	Wake Forest	87 73	118	H	Northern Ill.	91 73
122	N	Grambling	62 65	46	A	UCLA	67 65					229	H	Florida	83 64
129	A	Loyol a Marymount	67 43					281	H	North Florida	75 52				
163	H	Missouri St.	98 74												
215	A	Oakland	59 32												
173	H	Milwaukee	68 66												

Non-Div I Games:

Indiana

Average RPI Win:	274	WON-LOST	WINNING	LAST 10	STRENGTH OF	OPP. STRENGTH	TEAM	ADJ.	CONF.	ADJ CONF.
Average RPI Loss:	109	RECORD	PCT. RANK	GAMES	SCHEDULE	OF SCHEDULE	RPI	RPI	RPI	RPI
DIV. I ONLY	5- 5	159	5-5	207	210	161	161	14	14	
DIV. I NON-CONF.	5- 5	159	0- 1	207	210	161	161	14	14	

TOTALS	RPI 1-25	RPI 26-50	W-L RECORDS	RPI 51-100	RPI 101-150	RPI 150+				
5- 5	0- 0	0- 1	OVERALL	0- 2	0- 0	5- 2				
1- 1	0- 0	0- 0	HOME	0- 1	0- 0	1- 0				
4- 3	0- 0	0- 1	AWAY	0- 0	0- 0	4- 2				
0- 1	0- 0	0- 0	NEUTRAL	0- 1	0- 0	0- 0				
5- 5	0- 0	0- 1	NON-CONFERENCE	0- 2	0- 0	5- 2				
1- 1	0- 0	0- 0	HOME	0- 1	0- 0	1- 0				
4- 3	0- 0	0- 1	AWAY	0- 0	0- 0	4- 2				
0- 1	0- 0	0- 0	NEUTRAL	0- 1	0- 0	0- 0				
0- 0	0- 0	0- 0	CONFERENCE	0- 0	0- 0	0- 0				
0- 0	0- 0	0- 0	HOME	0- 0	0- 0	0- 0				
0- 0	0- 0	0- 0	AWAY	0- 0	0- 0	0- 0				
0- 0	0- 0	0- 0	NEUTRAL	0- 0	0- 0	0- 0				

RPI 1-25				RPI 26-50				RPI 51-100				RPI 101+				Team's RPI: 161	
RPI	S	Opponent	Score	RPI	S	Opponent	Score	RPI	S	Opponent	Score	RPI	S	Opponent	Score		
				32	A	Butler	49 72										
								59	H	IUPUI	59 64	159	A	Illinois	57 75		
								97	N	UC Irvine	61 77	200	A	Eastern Ill.	39 63		
												220	A	Southeast Mo. St.	62 51		
												223	A	Saint Louis	60 56		
												288	H	UIC	60 53		
												297	A	Marshall	62 53		
												342	A	Grand Canyon	88 81		
LAST 12 Division I GAMES:																	
				200	A	Eastern Ill.	39 63					59	H	IUPUI	59 64		
				32	A	Butler	49 72					220	A	Southeast Mo. St.	62 51		
				288	H	UIC	60 53					97	N	UC Irvine	61 77		
				159	A	Illinois	57 75					342	A	Grand Canyon	88 81		
												223	A	Saint Louis	60 56		
												297	A	Marshall	62 53		

Non-Div I Games:

Indiana St.

Average RPI Win:	216	WON-LOST	WINNING	LAST 10	STRENGTH OF	OPP. STRENGTH	TEAM	ADJ.	CONF.	ADJ CONF.
Average RPI Loss:	105	RECORD	PCT. RANK	GAMES	SCHEDULE	OF SCHEDULE	RPI	RPI	RPI	RPI
DIV. I ONLY	1- 10	332	1-9	43	198	253	253	27	27	
DIV. I NON-CONF.	1- 10	332	0- 1	43	198	253	253	27	27	

TOTALS	RPI 1-25	RPI 26-50	W-L RECORDS	RPI 51-100	RPI 101-150	RPI 150+				
1- 10	0- 0	0- 2	OVERALL	0- 4	0- 2	1- 2				
1- 5	0- 0	0- 0	HOME	0- 3	0- 2	1- 0				
0- 5	0- 0	0- 2	AWAY	0- 1	0- 0	0- 2				
0- 0	0- 0	0- 0	NEUTRAL	0- 0	0- 0	0- 0				
1- 10	0- 0	0- 2	NON-CONFERENCE	0- 4	0- 2	1- 2				
1- 5	0- 0	0- 0	HOME	0- 3	0- 2	1- 0				
0- 5	0- 0	0- 2	AWAY	0- 1	0- 0	0- 2				
0- 0	0- 0	0- 0	NEUTRAL	0- 0	0- 0	0- 0				
0- 0	0- 0	0- 0	CONFERENCE	0- 0	0- 0	0- 0				
0- 0	0- 0	0- 0	HOME	0- 0	0- 0	0- 0				
0- 0	0- 0	0- 0	AWAY	0- 0	0- 0	0- 0				
0- 0	0- 0	0- 0	NEUTRAL	0- 0	0- 0	0- 0				

RPI	S	Opponent	Score	RPI	S	Opponent	Score	RPI	S	Opponent	Score	RPI	S	Opponent	Score	Team's RPI: 253
34	A	Kansas	44 75	57	H	Central Mich.	39 82	108	H	Stony Brook	51 53					
41	A	Bucknell	43 81	70	A	Tol edo	38 84	145	H	Fordham	40 57					
				75	H	Penn	43 66	212	A	Temple	39 59					
				80	H	St. John's (NY)	35 61	216	H	George Washi ngton	52 43					
								228	A	Hofstra	49 74					

LAST 12 Division I GAMES:																
145	H	Fordham	40 57	34	A	Kansas	44 75									
108	H	Stony Brook	51 53	216	H	George Washi ngton	52 43									
75	H	Penn	43 66	70	A	Tol edo	38 84									
212	A	Temple	39 59	80	H	St. John's (NY)	35 61									
41	A	Bucknell	43 81	228	A	Hofstra	49 74									
57	H	Central Mich.	39 82													

Non-Div I Games:

Iona

Average RPI Win:	142	WON-LOST	WINNING	LAST 10	STRENGTH OF	OPP. STRENGTH	TEAM	ADJ.	CONF.	ADJ CONF.
Average RPI Loss:	12	RECORD	PCT. RANK	GAMES	SCHEDULE	OF SCHEDULE	RPI	RPI	RPI	RPI
DIV. I ONLY	9- 2	41	8-2	34	38	11	11	4	4	
DIV. I NON-CONF.	9- 2	41	0- 1	34	38	11	11	4	4	

TOTALS	RPI 1-25	RPI 26-50	W-L RECORDS	RPI 51-100	RPI 101-150	RPI 150+				
9- 2	2- 2	0- 0	OVERALL	2- 0	1- 0	4- 0				
6- 0	1- 0	0- 0	HOME	2- 0	1- 0	2- 0				
2- 1	1- 1	0- 0	AWAY	0- 0	0- 0	1- 0				
1- 1	0- 1	0- 0	NEUTRAL	0- 0	0- 0	1- 0				
9- 2	2- 2	0- 0	NON-CONFERENCE	2- 0	1- 0	4- 0				
6- 0	1- 0	0- 0	HOME	2- 0	1- 0	2- 0				
2- 1	1- 1	0- 0	AWAY	0- 0	0- 0	1- 0				
1- 1	0- 1	0- 0	NEUTRAL	0- 0	0- 0	1- 0				
0- 0	0- 0	0- 0	CONFERENCE	0- 0	0- 0	0- 0				
0- 0	0- 0	0- 0	HOME	0- 0	0- 0	0- 0				
0- 0	0- 0	0- 0	AWAY	0- 0	0- 0	0- 0				
0- 0	0- 0	0- 0	NEUTRAL	0- 0	0- 0	0- 0				

RPI	S	Opponent	Score	RPI	S	Opponent	Score	RPI	S	Opponent	Score	RPI	S	Opponent	Score
1	A	Notre Dame	71 105					59	H	IUPUI	72 58	124	H	Oral Roberts	90 77
8	H	Iowa St.	73 70					71	H	UNI	83 57	166	A	Western Ky.	104 67
14	A	Drake	91 82									196	N	West Virginia	84 81
22	N	Florida St.	67 71									300	H	Robert Morris	92 63
												339	H	N. C. Central	106 39

LAST 12 Division I GAMES:															
14	A	Drake	91 82	22	N	Florida St.	67 71	196	N	West Virginia	84 81				
71	H	UNI	83 57					339	H	N. C. Central	106 39				
59	H	IUPUI	72 58					166	A	Western Ky.	104 67				
8	H	Iowa St.	73 70					124	H	Oral Roberts	90 77				
300	H	Robert Morris	92 63												
1	A	Notre Dame	71 105												

Non-Div I Games:

Iowa

Average RPI	Win:	121	WON-LOST	WINNING	LAST 10	STRENGTH OF	OPP. STRENGTH	TEAM	ADJ.	CONF.	ADJ CONF.
Average RPI	Loss:	13	RECORD	PCT. RANK	GAMES	SCHEDULE	OF SCHEDULE	RPI	RPI	RPI	RPI
DIV. I ONLY		9- 2		41	8-2	15	73	8	8	5	5
DIV. I NON-CONF.		9- 2		41	3- 0	15	73	8	8	5	5

TOTALS	RPI 1-25		RPI 26-50		W-L RECORDS	RPI 51-100		RPI 101-150		RPI 150+	
9- 2	3- 2		1- 0		OVERALL	0- 0		1- 0		4- 0	
8- 0	3- 0		1- 0		HOME	0- 0		1- 0		3- 0	
0- 2	0- 2		0- 0		AWAY	0- 0		0- 0		0- 0	
1- 0	0- 0		0- 0		NEUTRAL	0- 0		0- 0		1- 0	
9- 2	3- 2		1- 0		NON-CONFERENCE	0- 0		1- 0		4- 0	
8- 0	3- 0		1- 0		HOME	0- 0		1- 0		3- 0	
0- 2	0- 2		0- 0		AWAY	0- 0		0- 0		0- 0	
1- 0	0- 0		0- 0		NEUTRAL	0- 0		0- 0		1- 0	
0- 0	0- 0		0- 0		CONFERENCE	0- 0		0- 0		0- 0	
0- 0	0- 0		0- 0		HOME	0- 0		0- 0		0- 0	
0- 0	0- 0		0- 0		AWAY	0- 0		0- 0		0- 0	
0- 0	0- 0		0- 0		NEUTRAL	0- 0		0- 0		0- 0	

RPI	S	Opponent	Score	RPI	S	Opponent	Score	RPI	S	Opponent	Score	RPI	S	Opponent	Score
11	A	Iowa	70 73	45	H	Arkansas	91 82					118	H	Northern Ill.	70 60
14	H	Drake	86 81									177	H	Prairie View	94 46
15	A	South Dakota	59 64									180	H	North Dakota	87 35
19	H	Miami (FL)	75 52									226	N	Eastern Mich.	85 59
23	H	Auburn	67 64									290	H	Niagara	95 35

LAST 12 Division I GAMES:															
19	H	Miami (FL)	75 52	118	H	Northern Ill.	70 60					23	H	Auburn	67 64
177	H	Prairie View	94 46	23	H	Auburn	67 64					15	A	South Dakota	59 64
14	H	Drake	86 81	15	A	South Dakota	59 64					226	N	Eastern Mich.	85 59
180	H	North Dakota	87 35	226	N	Eastern Mich.	85 59					290	H	Niagara	95 35
11	A	Iowa	70 73												
45	H	Arkansas	91 82												

Non-Div I Games:

Iowa St.

Average RPI Win: 291

Average RPI Loss: 202

WON-LOST
RECORDWINNING
PCT. RANKLAST 10
GAMESSTRENGTH OF
SCHEDULEOPP. STRENGTH
OF SCHEDULETEAM
RPIADJ.
RPICONF.
RPIADJ CONF.
RPIDIV. I ONLY
DIV. I NON-CONF.1- 6
1- 6316
3163-6
0- 1174
174346
346324
324324
32425
2525
25

TOTALS

RPI 1-25

RPI 26-50

W-L RECORDS

RPI 51-100

RPI 101-150

RPI 150+

1- 6 0- 1
1- 1 0- 0
0- 4 0- 1
0- 1 0- 00- 0
0- 0
0- 0
0- 0OVERALL
HOME
AWAY
NEUTRAL0- 0
0- 0
0- 0
0- 00- 1
0- 0
0- 1
0- 01- 4
1- 1
0- 2
0- 11- 6 0- 1
1- 1 0- 0
0- 4 0- 1
0- 1 0- 00- 0
0- 0
0- 0
0- 0NON-CONFERENCE
HOME
AWAY
NEUTRAL0- 0
0- 0
0- 0
0- 00- 1
0- 0
0- 1
0- 01- 4
1- 1
0- 2
0- 10- 0 0- 0
0- 0 0- 0
0- 0 0- 0
0- 0 0- 00- 0
0- 0
0- 0
0- 0CONFERENCE
HOME
AWAY
NEUTRAL0- 0
0- 0
0- 0
0- 00- 0
0- 0
0- 0
0- 00- 0
0- 0
0- 0
0- 0

RPI 1-25

RPI 26-50

RPI 51-100

RPI 101+

Team's RPI: 324

RPI S Opponent Score
13 A Mississippi St. 38 105

RPI S Opponent Score

RPI S Opponent Score

RPI S Opponent Score
138 A UT Arlington 63 99
217 H Southeastern La. 45 50
218 N Akron 57 74
287 A Memphis 67 68
291 H Central Ark. 65 56
336 A Louisiana 61 68

LAST 12 Division I GAMES:

336 A Louisiana 61 68 218 N Akron 57 74
291 H Central Ark. 65 56 217 H Southeastern La. 45 50
138 A UT Arlington 63 99 13 A Mississippi St. 38 105
287 A Memphis 67 68

Non-Div I Games:

Spring Hill

105 57

Mississippi

88 38

Jackson St.

Average RPI Win: **262**
 Average RPI Loss: **148**

WON-LOST
RECORD

WINNING
PCT. RANK

LAST 10
GAMES

STRENGTH OF
SCHEDULE

OPP. STRENGTH
OF SCHEDULE

TEAM
RPI

ADJ.
RPI

CONF.
RPI

ADJ CONF.
RPI

DIV. I ONLY	5- 4	140	6-4	220	266	170	170	21	21
DIV. I NON-CONF.	5- 4	140	0- 1	220	266	170	170	21	21
<hr/>									
TOTALS	RPI 1-25	RPI 26-50	W-L RECORDS	RPI 51-100	RPI 101-150	RPI 150+			
5- 4	0- 0	0- 0	OVERALL	0- 0	0- 3	5- 1			
1- 1	0- 0	0- 0	HOME	0- 0	0- 1	1- 0			
4- 1	0- 0	0- 0	AWAY	0- 0	0- 0	4- 1			
0- 2	0- 0	0- 0	NEUTRAL	0- 0	0- 2	0- 0			
5- 4	0- 0	0- 0	NON-CONFERENCE	0- 0	0- 3	5- 1			
1- 1	0- 0	0- 0	HOME	0- 0	0- 1	1- 0			
4- 1	0- 0	0- 0	AWAY	0- 0	0- 0	4- 1			
0- 2	0- 0	0- 0	NEUTRAL	0- 0	0- 2	0- 0			
0- 0	0- 0	0- 0	CONFERENCE	0- 0	0- 0	0- 0			
0- 0	0- 0	0- 0	HOME	0- 0	0- 0	0- 0			
0- 0	0- 0	0- 0	AWAY	0- 0	0- 0	0- 0			
0- 0	0- 0	0- 0	NEUTRAL	0- 0	0- 0	0- 0			

RPI 1-25				RPI 26-50				RPI 51-100				RPI 101+ Team's RPI: 170			
RPI	S	Opponent	Score	RPI	S	Opponent	Score	RPI	S	Opponent	Score	RPI	S	Opponent	Score
												125	H	Mi ami (OH)	41 58
												136	N	Washi ngton St.	51 64
												137	N	Harvard	62 69
												169	H	Georgi a St.	61 56
												193	A	Texas Tech	58 71
												234	A	Al abama A&M	55 48
												257	A	Ole Mi ss	60 49
												314	A	Lip scomb	58 46
												337	A	Fl ori da A&M	62 31
<hr/>															
LAST 12 Division I GAMES:															
				136	N	Washi ngton St.	51 64	314	A	Lip scomb	58 46				
				125	H	Mi ami (OH)	41 58	193	A	Texas Tech	58 71				
				169	H	Georgi a St.	61 56	337	A	Fl ori da A&M	62 31				
				234	A	Al abama A&M	55 48								
				257	A	Ole Mi ss	60 49								
				137	N	Harvard	62 69								

Non-Div I Games: Montevallo 84 52

Jacksonville St.

Loss, **Non-Conf**, **S Site**, **H Home** **A Away** **N Neutral**

Average RPI	Win:	199	WON-LOST	WINNING	LAST 10	STRENGTH OF	OPP. STRENGTH	TEAM	ADJ.	CONF.	ADJ CONF.
Average RPI	Loss:	113	RECORD	PCT. RANK	GAMES	SCHEDULE	OF SCHEDULE	RPI	RPI	RPI	RPI
DIV. I ONLY		7- 3		80	7-3	237	110	102	102	16	16
DIV. I NON-CONF.		7- 3		80	1- 0	237	110	102	102	16	16

TOTALS	RPI 1-25		RPI 26-50		W-L RECORDS	RPI 51-100		RPI 101-150		RPI 150+	
7- 3	0- 0		0- 1		OVERALL	2- 1		1- 0		4- 1	
5- 0	0- 0		0- 0		HOME	2- 0		1- 0		2- 0	
2- 3	0- 0		0- 1		AWAY	0- 1		0- 0		2- 1	
0- 0	0- 0		0- 0		NEUTRAL	0- 0		0- 0		0- 0	
7- 3	0- 0		0- 1		NON-CONFERENCE	2- 1		1- 0		4- 1	
5- 0	0- 0		0- 0		HOME	2- 0		1- 0		2- 0	
2- 3	0- 0		0- 1		AWAY	0- 1		0- 0		2- 1	
0- 0	0- 0		0- 0		NEUTRAL	0- 0		0- 0		0- 0	
0- 0	0- 0		0- 0		CONFERENCE	0- 0		0- 0		0- 0	
0- 0	0- 0		0- 0		HOME	0- 0		0- 0		0- 0	
0- 0	0- 0		0- 0		AWAY	0- 0		0- 0		0- 0	
0- 0	0- 0		0- 0		NEUTRAL	0- 0		0- 0		0- 0	

RPI 1-25				RPI 26-50				RPI 51-100				RPI 101+ Team's RPI: 102			
RPI	S	Opponent	Score	RPI	S	Opponent	Score	RPI	S	Opponent	Score	RPI	S	Opponent	Score
				44	A	Maryland	63 87	65	A	Wake Forest	49 50	148	H	Georgetown	69 57
								73	H	Dayton	68 55	216	H	George Washington	50 37
								80	H	St. John's (NY)	64 51	231	A	Hampton	65 72
												251	H	Winthrop	56 39
												284	A	Liberty	74 53
												343	A	Delaware St.	103 57
LAST 12 Division I GAMES:															
73	H	Dayton	68 55	80	H	St. John's (NY)	64 51	65	A	Wake Forest	49 50				
284	A	Liberty	74 53					44	A	Maryland	63 87				
251	H	Winthrop	56 39					216	H	George Washington	50 37				
231	A	Hampton	65 72												
148	H	Georgetown	69 57												
343	A	Delaware St.	103 57												

Non-Div I Games:

James Madison

K
a
n
s
a
s

K
a
n
s
a
s

Kansas

Average RPI Win:	177	WON-LOST	WINNING	LAST 10	STRENGTH OF	OPP. STRENGTH	TEAM	ADJ.	CONF.	ADJ CONF.
Average RPI Loss:	24	RECORD	PCT. RANK	GAMES	SCHEDULE	OF SCHEDULE	RPI	RPI	RPI	RPI

DIV. I ONLY	8- 3	71	7-3	147	36	74	74	5	5
DIV. I NON-CONF.	8- 3	71	1- 0	147	36	74	74	5	5
TOTALS	RPI 1-25	RPI 26-50	W-L RECORDS	RPI 51-100	RPI 101-150	RPI 150+			
8- 3	0- 2	1- 1	OVERALL	1- 0	0- 0	6- 0			
6- 0	0- 0	1- 0	HOME	0- 0	0- 0	5- 0			
1- 0	0- 0	0- 0	AWAY	0- 0	0- 0	1- 0			
1- 3	0- 2	0- 1	NEUTRAL	1- 0	0- 0	0- 0			
8- 3	0- 2	1- 1	NON-CONFERENCE	1- 0	0- 0	6- 0			
6- 0	0- 0	1- 0	HOME	0- 0	0- 0	5- 0			
1- 0	0- 0	0- 0	AWAY	0- 0	0- 0	1- 0			
1- 3	0- 2	0- 1	NEUTRAL	1- 0	0- 0	0- 0			
0- 0	0- 0	0- 0	CONFERENCE	0- 0	0- 0	0- 0			
0- 0	0- 0	0- 0	HOME	0- 0	0- 0	0- 0			
0- 0	0- 0	0- 0	AWAY	0- 0	0- 0	0- 0			
0- 0	0- 0	0- 0	NEUTRAL	0- 0	0- 0	0- 0			

RPI S Opponent Score	RPI S Opponent Score	RPI S Opponent Score	RPI S Opponent Score
7 N Syracuse 61 70	33 H Lamar University 73 55	87 N Princeton 80 61	151 A Little Rock 53 47
24 N Arizona St. 51 65	42 N DePaul 59 79		154 H UMKC 61 50
			171 H Vanderbilt 72 61
			250 H North Texas 60 42
			275 H Omaha 61 46
			291 H Central Ark. 70 54
LAST 12 Division I GAMES:			
291 H Central Ark. 70 54	24 N Arizona St. 51 65	151 A Little Rock 53 47	
7 N Syracuse 61 70	33 H Lamar University 73 55	171 H Vanderbilt 72 61	
154 H UMKC 61 50	87 N Princeton 80 61	275 H Omaha 61 46	
250 H North Texas 60 42	42 N DePaul 59 79		
275 H Omaha 61 46			

Non-Div I Games:

Kansas St.

Average RPI Win:	264	WON-LOST	WINNING	LAST 10	STRENGTH OF	OPP. STRENGTH	TEAM	ADJ.	CONF.	ADJ CONF.
Average RPI Loss:	134	RECORD	PCT. RANK	GAMES	SCHEDULE	OF SCHEDULE	RPI	RPI	RPI	RPI

DIV. I ONLY	3- 9	271	3-7	77	294	236	236	28	28
DIV. I NON-CONF.	3- 9	271	1- 0	77	294	236	236	28	28
TOTALS	RPI 1-25	RPI 26-50	W-L RECORDS	RPI 51-100	RPI 101-150	RPI 150+			
3- 9	0- 0	0- 1	OVERALL	0- 3	0- 1	3- 4			
2- 0	0- 0	0- 0	HOME	0- 0	0- 0	2- 0			
0- 5	0- 0	0- 0	AWAY	0- 2	0- 1	0- 2			
1- 4	0- 0	0- 1	NEUTRAL	0- 1	0- 0	1- 2			
3- 9	0- 0	0- 1	NON-CONFERENCE	0- 3	0- 1	3- 4			
2- 0	0- 0	0- 0	HOME	0- 0	0- 0	2- 0			
0- 5	0- 0	0- 0	AWAY	0- 2	0- 1	0- 2			
1- 4	0- 0	0- 1	NEUTRAL	0- 1	0- 0	1- 2			
0- 0	0- 0	0- 0	CONFERENCE	0- 0	0- 0	0- 0			
0- 0	0- 0	0- 0	HOME	0- 0	0- 0	0- 0			
0- 0	0- 0	0- 0	AWAY	0- 0	0- 0	0- 0			
0- 0	0- 0	0- 0	NEUTRAL	0- 0	0- 0	0- 0			

RPI S Opponent Score	RPI S Opponent Score	RPI S Opponent Score	RPI S Opponent Score
	30 N Michigan St. 51 75	66 A Georgia Tech 35 60	113 A Seton Hall 80 102
		67 N Idaho St. 49 60	162 A East Carolina 56 68
		93 A Mercer 48 64	169 A Georgia St. 73 79
			224 H Ga. Southern 78 59
			227 N Bethune-Cookman 61 64
			230 H Furman 74 63
			283 N UMBC 53 57
			339 N N.C. Central 78 54
LAST 12 Division I GAMES:			
339 N N.C. Central 78 54	66 A Georgia Tech 35 60	169 A Georgia St. 73 79	
227 N Bethune-Cookman 61 64	93 A Mercer 48 64	224 H Ga. Southern 78 59	
162 A East Carolina 56 68	30 N Michigan St. 51 75	67 N Idaho St. 49 60	
230 H Furman 74 63			
283 N UMBC 53 57			
113 A Seton Hall 80 102			

Non-Div I Games: Middle Ga. St. 80 70

Kennesaw St.

Average RPI	Win:	251	WON-LOST	WINNING	LAST 10	STRENGTH OF	OPP. STRENGTH	TEAM	ADJ.	CONF.	ADJ CONF.
Average RPI	Loss:	45	RECORD	PCT. RANK	GAMES	SCHEDULE	OF SCHEDULE	RPI	RPI	RPI	RPI
DIV. I ONLY		6- 4		119	6-4	271	30	143	143	10	10
DIV. I NON-CONF.		6- 4		119	1- 0	271	30	143	143	10	10

TOTALS	RPI 1-25		RPI 26-50		W-L RECORDS	RPI 51-100		RPI 101-150		RPI 150+	
6- 4	0- 1		0- 1		OVERALL	0- 2		1- 0		5- 0	
3- 1	0- 0		0- 0		HOME	0- 1		1- 0		2- 0	
3- 3	0- 1		0- 1		AWAY	0- 1		0- 0		3- 0	
0- 0	0- 0		0- 0		NEUTRAL	0- 0		0- 0		0- 0	
6- 4	0- 1		0- 1		NON-CONFERENCE	0- 2		1- 0		5- 0	
3- 1	0- 0		0- 0		HOME	0- 1		1- 0		2- 0	
3- 3	0- 1		0- 1		AWAY	0- 1		0- 0		3- 0	
0- 0	0- 0		0- 0		NEUTRAL	0- 0		0- 0		0- 0	
0- 0	0- 0		0- 0		CONFERENCE	0- 0		0- 0		0- 0	
0- 0	0- 0		0- 0		HOME	0- 0		0- 0		0- 0	
0- 0	0- 0		0- 0		AWAY	0- 0		0- 0		0- 0	
0- 0	0- 0		0- 0		NEUTRAL	0- 0		0- 0		0- 0	

RPI 1-25				RPI 26-50				RPI 51-100				RPI 101+ Team's RPI: 143			
RPI	S	Opponent	Score	RPI	S	Opponent	Score	RPI	S	Opponent	Score	RPI	S	Opponent	Score
4	A	NC State	61 78	37	A	North Carolina	60 73	54	H	Duquesne	72 77	110	H	Youngstown St.	62 34
								86	A	Wright St.	55 61	215	H	Oakland	75 65
												238	A	St. Bonaventure	76 64
												300	A	Robert Morris	54 46
												315	H	Northern Ky.	62 61
												330	A	NJIT	57 40

LAST 12 Division I GAMES:															
330	A	NJIT	57 40	300	A	Robert Morris	54 46	86	A	Wright St.	55 61	110	H	Youngstown St.	62 34
238	A	St. Bonaventure	76 64	86	A	Wright St.	55 61	54	H	Duquesne	72 77	215	H	Oakland	75 65
4	A	NC State	61 78	54	H	Duquesne	72 77	110	H	Youngstown St.	62 34	315	H	Northern Ky.	62 61
37	A	North Carolina	60 73	110	H	Youngstown St.	62 34	215	H	Oakland	75 65				
				315	H	Northern Ky.	62 61								

Non-Div I Games:

Kent St.

Average RPI Win:	154	WON-LOST	WINNING	LAST 10	STRENGTH OF	OPP. STRENGTH	TEAM	ADJ.	CONF.	ADJ CONF.
Average RPI Loss:	9	RECORD	PCT. RANK	GAMES	SCHEDULE	OF SCHEDULE	RPI	RPI	RPI	RPI
DIV. I ONLY	12- 1	11	9-1	167	7	20	20	6	6	
DIV. I NON-CONF.	12- 1	11	1- 0	167	7	20	20	6	6	

TOTALS	RPI 1-25	RPI 26-50	W-L RECORDS	RPI 51-100	RPI 101-150	RPI 150+				
12- 1	0- 1	3- 0	OVERALL	0- 0	2- 0	7- 0				
9- 0	0- 0	1- 0	HOME	0- 0	2- 0	6- 0				
0- 1	0- 1	0- 0	AWAY	0- 0	0- 0	0- 0				
3- 0	0- 0	2- 0	NEUTRAL	0- 0	0- 0	1- 0				
12- 1	0- 1	3- 0	NON-CONFERENCE	0- 0	2- 0	7- 0				
9- 0	0- 0	1- 0	HOME	0- 0	2- 0	6- 0				
0- 1	0- 1	0- 0	AWAY	0- 0	0- 0	0- 0				
3- 0	0- 0	2- 0	NEUTRAL	0- 0	0- 0	1- 0				
0- 0	0- 0	0- 0	CONFERENCE	0- 0	0- 0	0- 0				
0- 0	0- 0	0- 0	HOME	0- 0	0- 0	0- 0				
0- 0	0- 0	0- 0	AWAY	0- 0	0- 0	0- 0				
0- 0	0- 0	0- 0	NEUTRAL	0- 0	0- 0	0- 0				

RPI	S	Opponent	Score	RPI	S	Opponent	Score	RPI	S	Opponent	Score	RPI	S	Opponent	Score
9	A	Louisville	75 80	37	N	North Carolina	85 75					119	H	Southern U.	91 41
				46	N	UCLA	75 74					131	H	Rhode Island	75 52
				50	H	Middle Tenn.	72 55					152	H	Virginia	63 51
												153	N	South Fla.	85 63
												189	H	High Point	71 49
												201	H	Alabama St.	87 35
												209	H	Morehead St.	87 57
												267	H	Murray St.	88 49
												295	H	Western Caro.	99 39

LAST 12 Division I GAMES:															
267	H	Murray St.	88 49	131	H	Rhode Island	75 52								
295	H	Western Caro.	99 39	209	H	Morehead St.	87 57								
50	H	Middle Tenn.	72 55	37	N	North Carolina	85 75								
9	A	Louisville	75 80	46	N	UCLA	75 74								
152	H	Virginia	63 51	153	N	South Fla.	85 63								
119	H	Southern U.	91 41	189	H	High Point	71 49								

Non-Div I Games:

Kentucky

Average RPI		Win: 0	WON-LOST RECORD	WINNING PCT. RANK	LAST 10 GAMES	STRENGTH OF SCHEDULE	OPP. STRENGTH OF SCHEDULE	TEAM RPI	ADJ. RPI	CONF. RPI	ADJ CONF. RPI
DIV. I ONLY			0- 10	333	0-10	315	335	350	350	31	31
DIV. I NON-CONF.			0- 10	333	0- 1	315	335	350	350	31	31

TOTALS		RPI 1-25		RPI 26-50		W-L RECORDS	RPI 51-100	RPI 101-150		RPI 150+	
0- 10		0- 0		0- 0		OVERALL	0- 2	0- 0		0- 8	
0- 3		0- 0		0- 0		HOME	0- 0	0- 0		0- 3	
0- 6		0- 0		0- 0		AWAY	0- 1	0- 0		0- 5	
0- 1		0- 0		0- 0		NEUTRAL	0- 1	0- 0		0- 0	
0- 10		0- 0		0- 0		NON-CONFERENCE	0- 2	0- 0		0- 8	
0- 3		0- 0		0- 0		HOME	0- 0	0- 0		0- 3	
0- 6		0- 0		0- 0		AWAY	0- 1	0- 0		0- 5	
0- 1		0- 0		0- 0		NEUTRAL	0- 1	0- 0		0- 0	
0- 0		0- 0		0- 0		CONFERENCE	0- 0	0- 0		0- 0	
0- 0		0- 0		0- 0		HOME	0- 0	0- 0		0- 0	
0- 0		0- 0		0- 0		AWAY	0- 0	0- 0		0- 0	
0- 0		0- 0		0- 0		NEUTRAL	0- 0	0- 0		0- 0	

RPI 1-25				RPI 26-50				RPI 51-100				RPI 101+ Team's RPI: 350					
RPI	S	Opponent	Score	RPI	S	Opponent	Score	RPI	S	Opponent	Score	RPI	S	Opponent	Score		
								92	A	Michigan	38	83	164	A	Lehigh	38	72
								97	N	UC Irvine	71	84	269	H	UMass Lowell	64	69
													271	A	Fairfield	43	71
													286	A	Saint Peter's	59	86
													317	H	Army West Point	42	57
													330	H	NJIT	51	72
													341	A	Manhattan	46	61
													342	A	Grand Canyon	62	65

LAST 12 Division I GAMES:																	
164	A	Lehigh	38	72	342	A	Grand Canyon	62	65	97	N	UC Irvine	71	84			
330	H	NJIT	51	72	286	A	Saint Peter's	59	86	271	A	Fairfield	43	71			
92	A	Michigan	38	83	317	H	Army West Point	42	57	341	A	Manhattan	46	61			
269	H	UMass Lowell	64	69													

Non-Div I Games:

LIU Brooklyn

Average RPI Win:	180	WON-LOST	WINNING	LAST 10	STRENGTH OF	OPP. STRENGTH	TEAM	ADJ.	CONF.	ADJ CONF.
Average RPI Loss:	53	RECORD	PCT. RANK	GAMES	SCHEDULE	OF SCHEDULE	RPI	RPI	RPI	RPI
DIV. I ONLY	7- 3	80	7-3	134	112	96	96	6	6	
DIV. I NON-CONF.	7- 3	80	1- 0	134	112	96	96	6	6	

TOTALS	RPI 1-25	RPI 26-50	W-L RECORDS	RPI 51-100	RPI 101-150	RPI 150+				
7- 3	1- 0	0- 1	OVERALL	1- 2	0- 0	5- 0				
5- 2	0- 0	0- 1	HOME	1- 1	0- 0	4- 0				
2- 1	1- 0	0- 0	AWAY	0- 1	0- 0	1- 0				
0- 0	0- 0	0- 0	NEUTRAL	0- 0	0- 0	0- 0				
7- 3	1- 0	0- 1	NON-CONFERENCE	1- 2	0- 0	5- 0				
5- 2	0- 0	0- 1	HOME	1- 1	0- 0	4- 0				
2- 1	1- 0	0- 0	AWAY	0- 1	0- 0	1- 0				
0- 0	0- 0	0- 0	NEUTRAL	0- 0	0- 0	0- 0				
0- 0	0- 0	0- 0	CONFERENCE	0- 0	0- 0	0- 0				
0- 0	0- 0	0- 0	HOME	0- 0	0- 0	0- 0				
0- 0	0- 0	0- 0	AWAY	0- 0	0- 0	0- 0				
0- 0	0- 0	0- 0	NEUTRAL	0- 0	0- 0	0- 0				

RPI 1-25				RPI 26-50				RPI 51-100 Team's RPI: 96				RPI 101+			
RPI	S	Opponent	Score	RPI	S	Opponent	Score	RPI	S	Opponent	Score	RPI	S	Opponent	Score
22	A	Florida St.	58 45	34	H	Kansas	61 68	60	H	Tulane	54 56	151	H	Little Rock	60 45
								64	A	Rutgers	43 57	176	H	Sam Houston St.	66 52
								78	H	Northern Colo.	62 57	179	H	Nicholls St.	76 44
												321	H	McNeese	86 36
												336	A	Louisiana	76 54
LAST 12 Division I GAMES:															
336	A	Louisiana	76 54	22	A	Florida St.	58 45	60	H	Tulane	54 56				
179	H	Nicholls St.	76 44					78	H	Northern Colo.	62 57				
64	A	Rutgers	43 57					176	H	Sam Houston St.	66 52				
321	H	McNeese	86 36												
34	H	Kansas	61 68												
151	H	Little Rock	60 45												

Non-Div I Games:

LSU

Average RPI Win:	272	WON-LOST	WINNING	LAST 10	STRENGTH OF	OPP. STRENGTH	TEAM	ADJ.	CONF.	ADJ CONF.
Average RPI Loss:	137	RECORD	PCT. RANK	GAMES	SCHEDULE	OF SCHEDULE	RPI	RPI	RPI	RPI
DIV. I ONLY	3- 10	283	3-7	152	235	259	259	17	17	
DIV. I NON-CONF.	3- 10	283	0- 1	152	235	259	259	17	17	

TOTALS	RPI 1-25	RPI 26-50	W-L RECORDS	RPI 51-100	RPI 101-150	RPI 150+				
3- 10	0- 0	0- 1	OVERALL	0- 3	0- 2	3- 4				
1- 3	0- 0	0- 0	HOME	0- 1	0- 0	1- 2				
0- 7	0- 0	0- 1	AWAY	0- 2	0- 2	0- 2				
2- 0	0- 0	0- 0	NEUTRAL	0- 0	0- 0	2- 0				
3- 10	0- 0	0- 1	NON-CONFERENCE	0- 3	0- 2	3- 4				
1- 3	0- 0	0- 0	HOME	0- 1	0- 0	1- 2				
0- 7	0- 0	0- 1	AWAY	0- 2	0- 2	0- 2				
2- 0	0- 0	0- 0	NEUTRAL	0- 0	0- 0	2- 0				
0- 0	0- 0	0- 0	CONFERENCE	0- 0	0- 0	0- 0				
0- 0	0- 0	0- 0	HOME	0- 0	0- 0	0- 0				
0- 0	0- 0	0- 0	AWAY	0- 0	0- 0	0- 0				
0- 0	0- 0	0- 0	NEUTRAL	0- 0	0- 0	0- 0				

RPI 1-25				RPI 26-50				RPI 51-100				RPI 101+				Team's RPI: 259	
RPI	S	Opponent	Score	RPI	S	Opponent	Score	RPI	S	Opponent	Score	RPI	S	Opponent	Score		
				27	A	Villanova	68 81	61	A	Oregon St.	46 100	133	A	Providence	47 77		
								75	A	Penn	34 65	137	A	Harvard	43 88		
								80	H	St. John's (NY)	57 83	158	H	Drexel	43 58		
												183	A	Towson	68 92		
												205	N	Pepperdine	62 55		
												211	H	Howard	54 57		
												296	H	Norfolk St.	62 52		
												300	A	Robert Morris	39 67		
												315	N	Northern Ky.	74 56		
LAST 12 Division I GAMES:																	
				315	N	Northern Ky.	74 56	133	A	Providence	47 77						
				80	H	St. John's (NY)	57 83	205	N	Pepperdine	62 55						
				296	H	Norfolk St.	62 52	27	A	Villanova	68 81						
				75	A	Penn	34 65	183	A	Towson	68 92						
				61	A	Oregon St.	46 100	137	A	Harvard	43 88						
				158	H	Drexel	43 58	300	A	Robert Morris	39 67						

Non-Div I Games:

La Salle

Average RPI Win:	281	WON-LOST	WINNING	LAST 10	STRENGTH OF	OPP. STRENGTH	TEAM	ADJ.	CONF.	ADJ CONF.
Average RPI Loss:	217	RECORD	PCT. RANK	GAMES	SCHEDULE	OF SCHEDULE	RPI	RPI	RPI	RPI
DIV. I ONLY	4- 5	191	5-5	348	212	309	309	19	19	
DIV. I NON-CONF.	4- 5	191	0- 1	348	212	309	309	19	19	

TOTALS	RPI 1-25	RPI 26-50	W-L RECORDS	RPI 51-100	RPI 101-150	RPI 150+				
4- 5	0- 0	0- 0	OVERALL	0- 0	0- 0	4- 5				
2- 1	0- 0	0- 0	HOME	0- 0	0- 0	2- 1				
2- 4	0- 0	0- 0	AWAY	0- 0	0- 0	2- 4				
0- 0	0- 0	0- 0	NEUTRAL	0- 0	0- 0	0- 0				
4- 5	0- 0	0- 0	NON-CONFERENCE	0- 0	0- 0	4- 5				
2- 1	0- 0	0- 0	HOME	0- 0	0- 0	2- 1				
2- 4	0- 0	0- 0	AWAY	0- 0	0- 0	2- 4				
0- 0	0- 0	0- 0	NEUTRAL	0- 0	0- 0	0- 0				
0- 0	0- 0	0- 0	CONFERENCE	0- 0	0- 0	0- 0				
0- 0	0- 0	0- 0	HOME	0- 0	0- 0	0- 0				
0- 0	0- 0	0- 0	AWAY	0- 0	0- 0	0- 0				
0- 0	0- 0	0- 0	NEUTRAL	0- 0	0- 0	0- 0				

RPI 1-25				RPI 26-50				RPI 51-100				RPI 101+				Team's RPI: 309
RPI	S	Opponent	Score	RPI	S	Opponent	Score	RPI	S	Opponent	Score	RPI	S	Opponent	Score	
												179	H	Ni choll s St.	54	55
												193	A	Texas Tech	42	86
												197	A	New Orleans	57	44
												204	A	SMU	38	49
												217	A	Southeastern La.	42	49
												270	H	Missi ssi ppi Val .	72	65
												292	A	Houston Baptist	60	68
												321	H	McNeese	69	60
												335	A	Northwestern St.	63	55
LAST 12 Division I GAMES:																
				179	H	Ni choll s St.	54	55	292	A	Houston Baptist	60	68			
				270	H	Missi ssi ppi Val .	72	65	217	A	Southeastern La.	42	49			
				335	A	Northwestern St.	63	55	204	A	SMU	38	49			
				197	A	New Orleans	57	44								
				321	H	McNeese	69	60								
				193	A	Texas Tech	42	86								

Non-Div I Games: LSU-Alexandria 93 62

La. -Monroe

Average RPI Loss: 262

DIV. I ONLY	5- 5	159	5-5	350	238	331	331	26	26
DIV. I NON-CONF.	5- 5	159	0- 1	350	238	331	331	26	26
TOTALS	RPI 1-25	RPI 26-50	W-L RECORDS	RPI 51-100	RPI 101-150	RPI 150+			
5- 5	0- 0	0- 0	OVERALL	0- 0	0- 0	5- 5			
3- 2	0- 0	0- 0	HOME	0- 0	0- 0	3- 2			
2- 2	0- 0	0- 0	AWAY	0- 0	0- 0	2- 2			
0- 1	0- 0	0- 0	NEUTRAL	0- 0	0- 0	0- 1			
5- 5	0- 0	0- 0	NON-CONFERENCE	0- 0	0- 0	5- 5			
3- 2	0- 0	0- 0	HOME	0- 0	0- 0	3- 2			
2- 2	0- 0	0- 0	AWAY	0- 0	0- 0	2- 2			
0- 1	0- 0	0- 0	NEUTRAL	0- 0	0- 0	0- 1			
0- 0	0- 0	0- 0	CONFERENCE	0- 0	0- 0	0- 0			
0- 0	0- 0	0- 0	HOME	0- 0	0- 0	0- 0			
0- 0	0- 0	0- 0	AWAY	0- 0	0- 0	0- 0			
0- 0	0- 0	0- 0	NEUTRAL	0- 0	0- 0	0- 0			

RPI 1-25				RPI 26-50				RPI 51-100				RPI 101+				Team's RPI: 331	
RPI	S	Opponent	Score	RPI	S	Opponent	Score	RPI	S	Opponent	Score	RPI	S	Opponent	Score		
												178	H	Monmouth	73	69	
												202	H	Cornell I	59	62	
												213	N	Del aware	47	65	
												246	H	Binghamton	59	50	
												268	A	Fla. Atlanti c	49	53	
												286	H	Saint Peter' s	60	62	
												312	H	Al bany (NY)	67	66	
												334	A	Wagner	66	43	
												341	A	Manhattan	49	60	
												344	A	Fai rlei gh Di cki nson	63	57	
LAST 12 Di vi si on I GAMES:																	
				268	A	Fla. Atlanti c	49	53	213	N	Del aware	47	65				
				286	H	Saint Peter' s	60	62	202	H	Cornell I	59	62				
				334	A	Wagner	66	43	178	H	Monmouth	73	69				
				246	H	Bi nghamton	59	50	341	A	Manhattan	49	60				
				344	A	Fai rlei gh Di cki nson	63	57	312	H	Al bany (NY)	67	66				

Lafayette

Average RPI Win: 158 WON-LOST WINNING LAST 10 STRENGTH OF OPP. STRENGTH TEAM ADJ. CONF. ADJ CONF.
Average RPI Loss: 84 RECORD PCT. RANK GAMES SCHEDULE OF SCHEDULE RPI RPI RPI RPI

DIV. I ONLY	3- 4	206	6-4	6	284	33	33	24	24
DIV. I NON-CONF.	3- 4	206	0- 0	6	284	33	33	24	24
TOTALS	RPI 1-25	RPI 26-50	W-L RECORDS	RPI 51-100	RPI 101-150	RPI 150+			
3- 4	0- 1	1- 0	OVERALL	0- 2	1- 0	1- 1			
1- 0	0- 0	0- 0	HOME	0- 0	1- 0	0- 0			
2- 3	0- 1	1- 0	AWAY	0- 1	0- 0	1- 1			
0- 1	0- 0	0- 0	NEUTRAL	0- 1	0- 0	0- 0			
3- 4	0- 1	1- 0	NON-CONFERENCE	0- 2	1- 0	1- 1			
1- 0	0- 0	0- 0	HOME	0- 0	1- 0	0- 0			
2- 3	0- 1	1- 0	AWAY	0- 1	0- 0	1- 1			
0- 1	0- 0	0- 0	NEUTRAL	0- 1	0- 0	0- 0			
0- 0	0- 0	0- 0	CONFERENCE	0- 0	0- 0	0- 0			
0- 0	0- 0	0- 0	HOME	0- 0	0- 0	0- 0			
0- 0	0- 0	0- 0	AWAY	0- 0	0- 0	0- 0			
0- 0	0- 0	0- 0	NEUTRAL	0- 0	0- 0	0- 0			

RPI S Opponent Score	RPI S Opponent Score	Team's RPI: 33	RPI S Opponent Score	RPI S Opponent Score
13 A Mississippi St. 53 104	36 A Texas A&M 74 68		63 N Ohio 62 87	103 H Pacific 82 66
			74 A Kansas St. 55 73	185 A Denver 110 117
				336 A Louisiana 79 77
LAST 12 Division I GAMES:				
103 H Pacific 82 66	74 A Kansas St. 55 73		36 A Texas A&M 74 68	
	63 N Ohio 62 87			
	185 A Denver 110 117			
	13 A Mississippi St. 53 104			
	336 A Louisiana 79 77			

Non-Div I Games: LeTourneau 104 27 Louisiana Col. 94 43 McMurry 100 37 Howard Payne 93 37 Lamar University

Average RPI Win:	252	WON-LOST	WINNING	LAST 10	STRENGTH OF	OPP. STRENGTH	TEAM	ADJ.	CONF.	ADJ CONF.
Average RPI Loss:	42	RECORD	PCT. RANK	GAMES	SCHEDULE	OF SCHEDULE	RPI	RPI	RPI	RPI

DIV. I ONLY	7- 2	59	8-2	273	184	164	164	26	26
DIV. I NON-CONF.	7- 2	59	0- 1	273	184	164	164	26	26
TOTALS	RPI 1-25	RPI 26-50	W-L RECORDS	RPI 51-100	RPI 101-150	RPI 150+			
7- 2	0- 0	0- 1	OVERALL	0- 1	0- 0	7- 0			
5- 2	0- 0	0- 1	HOME	0- 1	0- 0	5- 0			
2- 0	0- 0	0- 0	AWAY	0- 0	0- 0	2- 0			
0- 0	0- 0	0- 0	NEUTRAL	0- 0	0- 0	0- 0			
7- 2	0- 0	0- 1	NON-CONFERENCE	0- 1	0- 0	7- 0			
5- 2	0- 0	0- 1	HOME	0- 1	0- 0	5- 0			
2- 0	0- 0	0- 0	AWAY	0- 0	0- 0	2- 0			
0- 0	0- 0	0- 0	NEUTRAL	0- 0	0- 0	0- 0			
0- 0	0- 0	0- 0	CONFERENCE	0- 0	0- 0	0- 0			
0- 0	0- 0	0- 0	HOME	0- 0	0- 0	0- 0			
0- 0	0- 0	0- 0	AWAY	0- 0	0- 0	0- 0			
0- 0	0- 0	0- 0	NEUTRAL	0- 0	0- 0	0- 0			

RPI 1-25	RPI 26-50	RPI 51-100	RPI 101+	Team's RPI: 164
RPI S Opponent Score	RPI S Opponent Score	RPI S Opponent Score	RPI S Opponent Score	
	27 H Villanova 48 70	56 H Charlotte 60 62	178 H Monmouth 63 48	
			202 H Cornell 67 54	
			235 H Sacred Heart 70 66	
			246 A Binghamton 65 55	
			260 A Central Conn. St. 88 62	
			296 H Norfolk St. 62 41	
			350 H LIU Brooklyn 72 38	
LAST 12 Division I GAMES:				
	56 H Charlotte 60 62	27 H Villanova 48 70		
	350 H LIU Brooklyn 72 38	178 H Monmouth 63 48		
	235 H Sacred Heart 70 66	260 A Central Conn. St. 88 62		
	202 H Cornell 67 54			
	296 H Norfolk St. 62 41			
	246 A Binghamton 65 55			

Non-Div I Games: Kutztown 73 39

Lehigh

Average RPI Win:	259	WON-LOST	WINNING	LAST 10	STRENGTH OF	OPP. STRENGTH	TEAM	ADJ.	CONF.	ADJ CONF.
Average RPI Loss:	144	RECORD	PCT. RANK	GAMES	SCHEDULE	OF SCHEDULE	RPI	RPI	RPI	RPI
DIV. I ONLY	2- 9	298	2-8	187	189	284	284	28	28	
DIV. I NON-CONF.	2- 9	298	0- 1	187	189	284	284	28	28	

TOTALS	RPI 1-25	RPI 26-50	W-L RECORDS	RPI 51-100	RPI 101-150	RPI 150+				
2- 9	0- 1	0- 1	OVERALL	0- 1	0- 2	2- 4				
1- 2	0- 0	0- 1	HOME	0- 0	0- 1	1- 0				
1- 4	0- 0	0- 0	AWAY	0- 0	0- 1	1- 3				
0- 3	0- 1	0- 0	NEUTRAL	0- 1	0- 0	0- 1				
2- 9	0- 1	0- 1	NON-CONFERENCE	0- 1	0- 2	2- 4				
1- 2	0- 0	0- 1	HOME	0- 0	0- 1	1- 0				
1- 4	0- 0	0- 0	AWAY	0- 0	0- 1	1- 3				
0- 3	0- 1	0- 0	NEUTRAL	0- 1	0- 0	0- 1				
0- 0	0- 0	0- 0	CONFERENCE	0- 0	0- 0	0- 0				
0- 0	0- 0	0- 0	HOME	0- 0	0- 0	0- 0				
0- 0	0- 0	0- 0	AWAY	0- 0	0- 0	0- 0				
0- 0	0- 0	0- 0	NEUTRAL	0- 0	0- 0	0- 0				

RPI 1-25				RPI 26-50				RPI 51-100				RPI 101+ Team's RPI: 284			
RPI	S	Opponent	Score	RPI	S	Opponent	Score	RPI	S	Opponent	Score	RPI	S	Opponent	Score
21	N	UCF	45 53	28	H	Vi rgi ni a Tech	61 72	56	N	Charl otte	61 63	102	H	James Madi son	53 74
												134	A	Chattanooga	60 75
												162	A	East Carol ina	63 66
												227	A	Bethune-Cookman	76 81
												241	H	Saint Francis (PA)	82 53
												272	A	UNC Greensboro	45 48
												277	A	ETSU	89 86
												296	N	Norfol k St.	53 66
LAST 12 Di vi si on I GAMES:															
162	A	East Carol ina	63 66	296	N	Norfol k St.	53 66								
277	A	ETSU	89 86	21	N	UCF	45 53								
102	H	James Madi son	53 74	272	A	UNC Greensboro	45 48								
56	N	Charl otte	61 63	28	H	Vi rgi ni a Tech	61 72								
134	A	Chattanooga	60 75	227	A	Bethune-Cookman	76 81								
241	H	Saint Francis (PA)	82 53												

Non-Div I Games:

Liberty

Average RPI Win:	268	WON-LOST	WINNING	LAST 10	STRENGTH OF	OPP. STRENGTH	TEAM	ADJ.	CONF.	ADJ CONF.
Average RPI Loss:	169	RECORD	PCT. RANK	GAMES	SCHEDULE	OF SCHEDULE	RPI	RPI	RPI	RPI
DIV. I ONLY	2- 10	310	1-9	243	237	314	314	28	28	
DIV. I NON-CONF.	2- 10	310	0- 1	243	237	314	314	28	28	
<hr/>										
TOTALS	RPI 1-25	RPI 26-50	W-L RECORDS	RPI 51-100	RPI 101-150	RPI 150+				
2- 10	0- 0	0- 1	OVERALL	0- 3	0- 2	2- 4				
1- 4	0- 0	0- 0	HOME	0- 2	0- 0	1- 2				
1- 6	0- 0	0- 1	AWAY	0- 1	0- 2	1- 2				
0- 0	0- 0	0- 0	NEUTRAL	0- 0	0- 0	0- 0				
2- 10	0- 0	0- 1	NON-CONFERENCE	0- 3	0- 2	2- 4				
1- 4	0- 0	0- 0	HOME	0- 2	0- 0	1- 2				
1- 6	0- 0	0- 1	AWAY	0- 1	0- 2	1- 2				
0- 0	0- 0	0- 0	NEUTRAL	0- 0	0- 0	0- 0				
0- 0	0- 0	0- 0	CONFERENCE	0- 0	0- 0	0- 0				
0- 0	0- 0	0- 0	HOME	0- 0	0- 0	0- 0				
0- 0	0- 0	0- 0	AWAY	0- 0	0- 0	0- 0				
0- 0	0- 0	0- 0	NEUTRAL	0- 0	0- 0	0- 0				

RPI 1-25				RPI 26-50				RPI 51-100				RPI 101+				Team's RPI: 314			
RPI	S	Opponent	Score	RPI	S	Opponent	Score	RPI	S	Opponent	Score	RPI	S	Opponent	Score				
				49	A	Belmont	43 83					72	H	UT Martin	53 62	130	A	Cincinnati	55 71
												85	H	Tennessee Tech	52 67	144	A	Georgia	45 77
												88	A	Clemson	26 68	170	H	Jacksonville St.	46 58
																234	A	Alabama A&M	62 58
																267	A	Murray St.	61 97
																301	H	Tennessee St.	64 62
																338	H	Col. of Charleston	63 65
																346	A	Austin Peay	58 70
LAST 12 Division I GAMES:																			
				49	A	Belmont	43 83					85	H	Tennessee Tech	52 67				
				346	A	Austin Peay	58 70					144	A	Georgia	45 77				
				130	A	Cincinnati	55 71					338	H	Col. of Charleston	63 65				
				267	A	Murray St.	61 97					72	H	UT Martin	53 62				
				170	H	Jacksonville St.	46 58					88	A	Clemson	26 68				
				234	A	Alabama A&M	62 58					301	H	Tennessee St.	64 62				

Non-Div I Games:

Lipscomb

Average RPI	Win: 219	WON-LOST	WINNING	LAST 10	STRENGTH OF	OPP. STRENGTH	TEAM	ADJ.	CONF.	ADJ CONF.
Average RPI	Loss: 79	RECORD	PCT. RANK	GAMES	SCHEDULE	OF SCHEDULE	RPI	RPI	RPI	RPI
DIV. I ONLY	4- 6	212	4-6	61	126	151	151	19	19	
DIV. I NON-CONF.	4- 6	212	1- 0	61	126	151	151	19	19	

TOTALS	RPI 1-25	RPI 26-50	W-L RECORDS	RPI 51-100	RPI 101-150	RPI 150+				
4- 6	0- 1	0- 1	OVERALL	0- 3	0- 0	4- 1				
1- 5	0- 1	0- 1	HOME	0- 2	0- 0	1- 1				
3- 1	0- 0	0- 0	AWAY	0- 1	0- 0	3- 0				
0- 0	0- 0	0- 0	NEUTRAL	0- 0	0- 0	0- 0				
4- 6	0- 1	0- 1	NON-CONFERENCE	0- 3	0- 0	4- 1				
1- 5	0- 1	0- 1	HOME	0- 2	0- 0	1- 1				
3- 1	0- 0	0- 0	AWAY	0- 1	0- 0	3- 0				
0- 0	0- 0	0- 0	NEUTRAL	0- 0	0- 0	0- 0				
0- 0	0- 0	0- 0	CONFERENCE	0- 0	0- 0	0- 0				
0- 0	0- 0	0- 0	HOME	0- 0	0- 0	0- 0				
0- 0	0- 0	0- 0	AWAY	0- 0	0- 0	0- 0				
0- 0	0- 0	0- 0	NEUTRAL	0- 0	0- 0	0- 0				

RPI 1-25				RPI 26-50				RPI 51-100				RPI 101+ Team's RPI: 151			
RPI	S	Opponent	Score	RPI	S	Opponent	Score	RPI	S	Opponent	Score	RPI	S	Opponent	Score
13	H	Missi ssi ppi St.	63 98	36	H	Texas A&M	40 61	74	H	Kansas St.	47 53	155	A	Loui si ana Tech	69 58
								90	H	Ri ce	65 79	165	A	Tul sa	63 53
								96	A	LSU	45 60	166	H	Western Ky.	56 68
												268	H	Fla. Atlantic	61 38
												287	A	Memphi s	63 60
LAST 12 Division I GAMES:															
13	H	Missi ssi ppi St.	63 98	287	A	Memphi s	63 60								
96	A	LSU	45 60	165	A	Tul sa	63 53								
36	H	Texas A&M	40 61	74	H	Kansas St.	47 53								
90	H	Ri ce	65 79	166	H	Western Ky.	56 68								
268	H	Fla. Atlantic	61 38												
155	A	Loui si ana Tech	69 58												

Non-Div I Games:

Little Rock

Average RPI Win: 245

Average RPI Loss: 127

WON-LOST
RECORDWINNING
PCT. RANKLAST 10
GAMESSTRENGTH OF
SCHEDULEOPP. STRENGTH
OF SCHEDULETEAM
RPIADJ.
RPICONF.
RPIADJ CONF.
RPIDIV. I ONLY
DIV. I NON-CONF.2- 10
2- 10310
3102-8
1- 089
89204
204273
273273
27320
2020
20

TOTALS

RPI 1-25

RPI 26-50

W-L RECORDS

RPI 51-100

RPI 101-150

RPI 150+

2- 10

0- 1

0- 1

OVERALL

0- 1

1- 4

1- 3

2- 6

0- 0

0- 1

HOME

0- 1

1- 1

1- 3

0- 4

0- 1

0- 0

AWAY

0- 0

0- 3

0- 0

0- 0

0- 0

0- 0

NEUTRAL

0- 0

0- 0

0- 0

2- 10

0- 1

0- 1

NON-CONFERENCE

0- 1

1- 4

1- 3

2- 6

0- 0

0- 1

HOME

0- 1

1- 1

1- 3

0- 4

0- 1

0- 0

AWAY

0- 0

0- 3

0- 0

0- 0

0- 0

0- 0

NEUTRAL

0- 0

0- 0

0- 0

0- 0

0- 0

0- 0

CONFERENCE

0- 0

0- 0

0- 0

0- 0

0- 0

0- 0

HOME

0- 0

0- 0

0- 0

0- 0

0- 0

0- 0

AWAY

0- 0

0- 0

0- 0

0- 0

0- 0

0- 0

NEUTRAL

0- 0

0- 0

0- 0

RPI 1-25

RPI 26-50

RPI 51-100

RPI 101+

Team's RPI: 273

RPI	S	Opponent	Score
2	A	Oregon	48 110

RPI	S	Opponent	Score
47	H	Southern California	50 86

RPI	S	Opponent	Score
71	H	UNI	64 71

RPI	S	Opponent	Score
101	A	Utah	59 82
111	H	Arizona	43 70
129	A	Loyola Marymount	62 71
131	A	Montana St.	62 85
147	H	Idaho	70 63
188	H	San Diego	56 60
222	H	Nevada	67 76
265	H	California Baptist	83 85
342	H	Grand Canyon	57 50

LAST 12 Division I GAMES:

147	H	Idaho	70	63	342	H	Grand Canyon	57	50
71	H	UNI	64	71	129	A	Loyola Marymount	62	71
222	H	Nevada	67	76	111	H	Arizona	43	70
101	A	Utah	59	82	188	H	San Diego	56	60
47	H	Southern California	50	86	2	A	Oregon	48	110
265	H	California Baptist	83	85	131	A	Montana St.	62	85

Non-Div I Games:

Long Beach St.

Loss,
 Non-Conf,
 S Site,
 H Home
 A Away
 N Neutral

Average RPI	Win: 248	WON-LOST RECORD	WINNING PCT. RANK	LAST 10 GAMES	STRENGTH OF SCHEDULE	OPP. STRENGTH OF SCHEDULE	TEAM RPI	ADJ. RPI	CONF. RPI	ADJ CONF. RPI
Average RPI	Loss: 230									
DIV. I ONLY	1- 8	320	1-8	325	310	348	348	29	29	
DIV. I NON-CONF.	1- 8	320	0- 1	325	310	348	348	29	29	

TOTALS	RPI 1-25	RPI 26-50	W-L RECORDS	RPI 51-100	RPI 101-150	RPI 150+				
1- 8	0- 0	0- 0	OVERALL	0- 0	0- 1	1- 7				
1- 4	0- 0	0- 0	HOME	0- 0	0- 0	1- 4				
0- 3	0- 0	0- 0	AWAY	0- 0	0- 1	0- 2				
0- 1	0- 0	0- 0	NEUTRAL	0- 0	0- 0	0- 1				
1- 8	0- 0	0- 0	NON-CONFERENCE	0- 0	0- 1	1- 7				
1- 4	0- 0	0- 0	HOME	0- 0	0- 0	1- 4				
0- 3	0- 0	0- 0	AWAY	0- 0	0- 1	0- 2				
0- 1	0- 0	0- 0	NEUTRAL	0- 0	0- 0	0- 1				
0- 0	0- 0	0- 0	CONFERENCE	0- 0	0- 0	0- 0				
0- 0	0- 0	0- 0	HOME	0- 0	0- 0	0- 0				
0- 0	0- 0	0- 0	AWAY	0- 0	0- 0	0- 0				
0- 0	0- 0	0- 0	NEUTRAL	0- 0	0- 0	0- 0				

RPI 1-25				RPI 26-50				RPI 51-100				RPI 101+ Team's RPI: 348			
RPI	S	Opponent	Score	RPI	S	Opponent	Score	RPI	S	Opponent	Score	RPI	S	Opponent	Score
												126	A	VCU	55 84
												162	N	East Carol i na	52 61
												206	A	UNCW	33 35
												226	H	Eastern Mi ch.	45 64
												241	H	Saint Francis (PA)	88 91
												248	H	UMES	83 71
												252	H	Wofford	72 101
												296	A	Norfol k St.	42 74
												334	H	Wagner	60 86

LAST 12 Division I GAMES:															
248	H	UMES	83 71	206	A	UNCW	33 35								
334	H	Wagner	60 86	162	N	East Carol i na	52 61								
126	A	VCU	55 84	226	H	Eastern Mi ch.	45 64								
				296	A	Norfol k St.	42 74								
				252	H	Wofford	72 101								
				241	H	Saint Francis (PA)	88 91								

Non-Div I Games:

Longwood

Average RPI Win: 323 WON-LOST WINNING LAST 10
Average RPI Loss: 177 RECORD PCT. RANK GAMES STRENGTH OF OPP. STRENGTH TEAM ADJ. CONF. ADJ CONF.
SCHEDULE OF SCHEDULE RPI RPI RPI RPI

DIV. I ONLY	2- 7	284	2-8	330	142	336	336	19	19
DIV. I NON-CONF.	2- 7	284	0- 1	330	142	336	336	19	19
TOTALS	RPI 1-25	RPI 26-50	W-L RECORDS	RPI 51-100	RPI 101-150	RPI 150+			
2- 7	0- 1	0- 1	OVERALL	0- 1	0- 0	2- 4			
1- 3	0- 0	0- 1	HOME	0- 1	0- 0	1- 1			
1- 3	0- 1	0- 0	AWAY	0- 0	0- 0	1- 2			
0- 1	0- 0	0- 0	NEUTRAL	0- 0	0- 0	0- 1			
2- 7	0- 1	0- 1	NON-CONFERENCE	0- 1	0- 0	2- 4			
1- 3	0- 0	0- 1	HOME	0- 1	0- 0	1- 1			
1- 3	0- 1	0- 0	AWAY	0- 0	0- 0	1- 2			
0- 1	0- 0	0- 0	NEUTRAL	0- 0	0- 0	0- 1			
0- 0	0- 0	0- 0	CONFERENCE	0- 0	0- 0	0- 0			
0- 0	0- 0	0- 0	HOME	0- 0	0- 0	0- 0			
0- 0	0- 0	0- 0	AWAY	0- 0	0- 0	0- 0			
0- 0	0- 0	0- 0	NEUTRAL	0- 0	0- 0	0- 0			

RPI 1-25	RPI 26-50	RPI 51-100	RPI 101+ Team's RPI: 336
RPI S Opponent Score	RPI S Opponent Score	RPI S Opponent Score	RPI S Opponent Score
23 A Auburn 59 71	33 H Lamar University 77 79	96 H LSU 54 76	176 H Sam Houston St. 62 68
			257 A Ole Miss 57 79
			321 A McNeese 70 59
			324 H Jackson St. 68 61
			327 A UTRGV 60 75
			329 N A&M-Corpus Christi 63 64
LAST 12 Division I GAMES:			
96 H LSU 54 76	327 A UTRGV 60 75		
257 A Ole Miss 57 79	329 N A&M-Corpus Christi 63 64		
176 H Sam Houston St. 62 68	23 A Auburn 59 71		
	324 H Jackson St. 68 61		
	321 A McNeese 70 59		
	33 H Lamar University 77 79		

Non-Div I Games: Dillard 69 72

Louisiana

Average RPI Win:	193	WON-LOST	WINNING	LAST 10	STRENGTH OF	OPP. STRENGTH	TEAM	ADJ.	CONF.	ADJ CONF.
Average RPI Loss:	146	RECORD	PCT. RANK	GAMES	SCHEDULE	OF SCHEDULE	RPI	RPI	RPI	RPI

DIV. I ONLY	6- 5	147	6-4	213	84	155	155	15	15
DIV. I NON-CONF.	6- 5	147	1- 0	213	84	155	155	15	15

TOTALS	RPI 1-25	RPI 26-50	W-L RECORDS	RPI 51-100	RPI 101-150	RPI 150+			
6- 5	0- 1	0- 0	OVERALL	1- 0	1- 0	4- 4			
3- 1	0- 0	0- 0	HOME	0- 0	1- 0	2- 1			
2- 3	0- 1	0- 0	AWAY	0- 0	0- 0	2- 2			
1- 1	0- 0	0- 0	NEUTRAL	1- 0	0- 0	0- 1			
6- 5	0- 1	0- 0	NON-CONFERENCE	1- 0	1- 0	4- 4			
3- 1	0- 0	0- 0	HOME	0- 0	1- 0	2- 1			
2- 3	0- 1	0- 0	AWAY	0- 0	0- 0	2- 2			
1- 1	0- 0	0- 0	NEUTRAL	1- 0	0- 0	0- 1			
0- 0	0- 0	0- 0	CONFERENCE	0- 0	0- 0	0- 0			
0- 0	0- 0	0- 0	HOME	0- 0	0- 0	0- 0			
0- 0	0- 0	0- 0	AWAY	0- 0	0- 0	0- 0			
0- 0	0- 0	0- 0	NEUTRAL	0- 0	0- 0	0- 0			

RPI 1-25				RPI 26-50				RPI 51-100				RPI 101+ Team's RPI: 155			
RPI	S	Opponent	Score	RPI	S	Opponent	Score	RPI	S	Opponent	Score	RPI	S	Opponent	Score
24	A	Ari zona St.	44 80					98	N	Al abama	79 62	114	H	Houston	100 88
												151	H	Li ttle Rock	58 69
												154	A	UMKC	70 80
												163	N	Mi ssouri St.	70 82
												186	A	Arkansas St.	80 70
												217	H	Southeastern La.	72 53
												237	A	Wi chi ta St.	56 70
												257	H	Ole Mi ss	80 71
												287	A	Memphi s	66 50

LAST 12 Di vi si on I GAMES:															
				98	N	Al abama	79 62	237	A	Wi chi ta St.	56 70				
				154	A	UMKC	70 80	186	A	Arkansas St.	80 70				
				163	N	Mi ssouri St.	70 82	287	A	Memphi s	66 50				
				257	H	Ole Mi ss	80 71	114	H	Houston	100 88				
				217	H	Southeastern La.	72 53	151	H	Li ttle Rock	58 69				
				24	A	Ari zona St.	44 80								

Non-Di v I Games: LSU-Alexandria 112 70

Louisiana Tech

Average RPI Win: 128	WON-LOST RECORD	WINNING PCT. RANK	LAST 10 GAMES	STRENGTH OF SCHEDULE	OPP. STRENGTH OF SCHEDULE	TEAM RPI	ADJ. RPI	CONF. RPI	ADJ. CONF. RPI
Average RPI Loss: 0									
DIV. I ONLY	12- 0	1	10-0	72	63	9	9	1	1
DIV. I NON-CONF.	12- 0	1	1- 0	72	63	9	9	1	1

TOTALS	RPI 1-25	RPI 26-50	W-L RECORDS	RPI 51-100	RPI 101-150	RPI 150+			
12- 0	2- 0	0- 0	OVERALL	3- 0	4- 0	3- 0			
6- 0	1- 0	0- 0	HOME	1- 0	2- 0	2- 0			
4- 0	0- 0	0- 0	AWAY	2- 0	1- 0	1- 0			
2- 0	1- 0	0- 0	NEUTRAL	0- 0	1- 0	0- 0			
12- 0	2- 0	0- 0	NON-CONFERENCE	3- 0	4- 0	3- 0			
6- 0	1- 0	0- 0	HOME	1- 0	2- 0	2- 0			
4- 0	0- 0	0- 0	AWAY	2- 0	1- 0	1- 0			
2- 0	1- 0	0- 0	NEUTRAL	0- 0	1- 0	0- 0			
0- 0	0- 0	0- 0	CONFERENCE	0- 0	0- 0	0- 0			
0- 0	0- 0	0- 0	HOME	0- 0	0- 0	0- 0			
0- 0	0- 0	0- 0	AWAY	0- 0	0- 0	0- 0			
0- 0	0- 0	0- 0	NEUTRAL	0- 0	0- 0	0- 0			

RPI S Opponent Score	RPI S Opponent Score	RPI S Opponent Score	RPI S Opponent Score
20 H Kentucky 80 75		57 A Central Mich. 72 68	112 H Nebraska 85 68
24 N Arizona St. 58 56		72 H UT Martin 102 62	125 H Miami (OH) 95 73
		82 A Boise St. 74 55	128 N Hartford 86 69
			134 A Chattanooga 75 49
			166 A Western Ky. 102 80
			301 H Tennessee St. 107 52
			315 H Northern Ky. 92 59
LAST 12 Division I GAMES:			
315 H Northern Ky. 92 59	57 A Central Mich. 72 68	128 N Hartford 86 69	
20 H Kentucky 80 75	24 N Arizona St. 58 56	82 A Boise St. 74 55	
72 H UT Martin 102 62	134 A Chattanooga 75 49	166 A Western Ky. 102 80	
301 H Tennessee St. 107 52			
112 H Nebraska 85 68			
125 H Miami (OH) 95 73			

Non-Div I Games:

Louisville

Average RPI Win: 305
Average RPI Loss: 106

WON-LOST
RECORD

WINNING
PCT. RANK

LAST 10
GAMES

STRENGTH OF
SCHEDULE

OPP. STRENGTH
OF SCHEDULE

TEAM
RPI

ADJ.
RPI

CONF.
RPI

ADJ CONF.
RPI

DIV. I ONLY	6- 5	147	6-4	302	218	239	239	14	14
DIV. I NON-CONF.	6- 5	147	0- 1	302	218	239	239	14	14
<hr/>									
TOTALS	RPI 1-25	RPI 26-50	W-L RECORDS	RPI 51-100	RPI 101-150	RPI 150+			
6- 5	0- 0	0- 1	OVERALL	0- 1	0- 2	6- 1			
4- 2	0- 0	0- 1	HOME	0- 0	0- 0	4- 1			
2- 3	0- 0	0- 0	AWAY	0- 1	0- 2	2- 0			
0- 0	0- 0	0- 0	NEUTRAL	0- 0	0- 0	0- 0			
6- 5	0- 0	0- 1	NON-CONFERENCE	0- 1	0- 2	6- 1			
4- 2	0- 0	0- 1	HOME	0- 0	0- 0	4- 1			
2- 3	0- 0	0- 0	AWAY	0- 1	0- 2	2- 0			
0- 0	0- 0	0- 0	NEUTRAL	0- 0	0- 0	0- 0			
0- 0	0- 0	0- 0	CONFERENCE	0- 0	0- 0	0- 0			
0- 0	0- 0	0- 0	HOME	0- 0	0- 0	0- 0			
0- 0	0- 0	0- 0	AWAY	0- 0	0- 0	0- 0			
0- 0	0- 0	0- 0	NEUTRAL	0- 0	0- 0	0- 0			

RPI 1-25				RPI 26-50				RPI 51-100				RPI 101+ Team's RPI: 239			
RPI	S	Opponent	Score	RPI	S	Opponent	Score	RPI	S	Opponent	Score	RPI	S	Opponent	Score
				42	H	DePaul	76 102	77	A	Purdue	41 65	110	A	Youngstown St.	63 74
												149	A	Bowling Green	74 88
												154	H	UMKC	74 88
												255	H	SIUE	56 43
												288	A	UIC	75 60
												302	H	Detroit Mercy	52 43
												311	A	Western Mich.	64 53
												332	H	Chicago St.	76 40
												340	H	Purdue Fort Wayne	81 67
LAST 12 Division I GAMES:															
154	H	UMKC	74 88	42	H	DePaul	76 102	149	A	Bowling Green	74 88				
77	A	Purdue	41 65	288	A	UIC	75 60	302	H	Detroit Mercy	52 43				
255	H	SIUE	56 43	110	A	Youngstown St.	63 74								
311	A	Western Mich.	64 53												
340	H	Purdue Fort Wayne	81 67												
332	H	Chicago St.	76 40												

Non-Div I Games:

Loyol a Chi cago

Loss, Non-Conf, S Site, H Home A Away N Neutral

Average RPI Win:	0	WON-LOST	WINNING	LAST 10	STRENGTH OF	OPP. STRENGTH	TEAM	ADJ.	CONF.	ADJ CONF.
Average RPI Loss:	186	RECORD	PCT. RANK	GAMES	SCHEDULE	OF SCHEDULE	RPI	RPI	RPI	RPI
DIV. I ONLY	0- 10	333	0-10	107	328	323	323	26	26	
DIV. I NON-CONF.	0- 10	333	0- 1	107	328	323	323	26	26	

TOTALS	RPI 1-25	RPI 26-50	W-L RECORDS	RPI 51-100	RPI 101-150	RPI 150+				
0- 10	0- 0	0- 1	OVERALL	0- 1	0- 1	0- 7				
0- 3	0- 0	0- 0	HOME	0- 0	0- 0	0- 3				
0- 6	0- 0	0- 1	AWAY	0- 0	0- 1	0- 4				
0- 1	0- 0	0- 0	NEUTRAL	0- 1	0- 0	0- 0				
0- 10	0- 0	0- 1	NON-CONFERENCE	0- 1	0- 1	0- 7				
0- 3	0- 0	0- 0	HOME	0- 0	0- 0	0- 3				
0- 6	0- 0	0- 1	AWAY	0- 0	0- 1	0- 4				
0- 1	0- 0	0- 0	NEUTRAL	0- 1	0- 0	0- 0				
0- 0	0- 0	0- 0	CONFERENCE	0- 0	0- 0	0- 0				
0- 0	0- 0	0- 0	HOME	0- 0	0- 0	0- 0				
0- 0	0- 0	0- 0	AWAY	0- 0	0- 0	0- 0				
0- 0	0- 0	0- 0	NEUTRAL	0- 0	0- 0	0- 0				

RPI 1-25				RPI 26-50				RPI 51-100				RPI 101+ Team's RPI: 323											
RPI	S	Opponent	Score	RPI	S	Opponent	Score	RPI	S	Opponent	Score	RPI	S	Opponent	Score								
				44	A	Maryland	48 83																
								89	N	Boston College	47 73	148	A	Georgetown	30 45								
												160	H	William & Mary	49 65								
												183	A	Towson	57 62								
												195	A	George Mason	38 70								
												210	H	Mt. St. Mary's	67 77								
												245	A	Dartmouth	41 54								
												280	A	Saint Joseph's	46 49								
												304	H	St. Francis Brooklyn	70 75								
LAST 12 Division I GAMES:																							
304	H	St. Francis Brooklyn	70 75	280	A	Saint Joseph's	46 49																
183	A	Towson	57 62	44	A	Maryland	48 83																
210	H	Mt. St. Mary's	67 77	245	A	Dartmouth	41 54																
89	N	Boston College	47 73	195	A	George Mason	38 70																
160	H	William & Mary	49 65																				
148	A	Georgetown	30 45																				

Non-Div I Games:

Loyola Maryland

Average RPI Win: 181

Average RPI Loss: 96

WON-LOST
RECORDWINNING
PCT. RANKLAST 10
GAMESSTRENGTH OF
SCHEDULEOPP. STRENGTH
OF SCHEDULETEAM
RPIADJ.
RPICONF.
RPIADJ CONF.
RPIDIV. I ONLY
DIV. I NON-CONF.7- 5
7- 5133
1335-5
1- 0149
14991
91129
129129
1297
77
7

TOTALS

RPI 1-25

RPI 26-50

W-L RECORDS

RPI 51-100

RPI 101-150

RPI 150+

7- 5
4- 2
3- 1
0- 20- 2
0- 1
0- 0
0- 11- 0
1- 0
0- 0
0- 0OVERALL
HOME
AWAY
NEUTRAL0- 0
0- 0
0- 0
0- 03- 2
1- 1
2- 0
0- 13- 1
2- 0
1- 1
0- 07- 5
4- 2
3- 1
0- 20- 2
0- 1
0- 0
0- 11- 0
1- 0
0- 0
0- 0NON-CONFERENCE
HOME
AWAY
NEUTRAL0- 0
0- 0
0- 0
0- 03- 2
1- 1
2- 0
0- 13- 1
2- 0
1- 1
0- 00- 0
0- 0
0- 0
0- 00- 0
0- 0
0- 0
0- 00- 0
0- 0
0- 0
0- 0CONFERENCE
HOME
AWAY
NEUTRAL0- 0
0- 0
0- 0
0- 00- 0
0- 0
0- 0
0- 00- 0
0- 0
0- 0
0- 0

RPI 1-25

RPI 26-50

RPI 51-100

RPI 101+

Team's RPI: 129

RPI	S	Opponent	Score
15	N	South Dakota	40 67
17	H	Indiana	43 67

RPI	S	Opponent	Score
46	H	UCLA	69 63

RPI	S	Opponent	Score
-----	---	----------	-------

RPI	S	Opponent	Score
104	H	UC Davis	60 53
111	A	Arizona	66 64
122	N	Grambling	61 62
142	H	Northern Ariz.	62 63
146	A	CSUN	72 53
185	A	Denver	75 104
273	H	Long Beach St.	71 62
285	A	UC Santa Barbara	70 57
300	H	Robert Morris	61 53

LAST 12 Division I GAMES:

273	H	Long Beach St.	71 62	300	H	Robert Morris	61 53
146	A	CSUN	72 53	122	N	Grambling	61 62
185	A	Denver	75 104	15	N	South Dakota	40 67
104	H	UC Davis	60 53	17	H	Indiana	43 67
142	H	Northern Ariz.	62 63	111	A	Arizona	66 64
285	A	UC Santa Barbara	70 57	46	H	UCLA	69 63

Non-Div I Games:

Loyola Marymount

Average RPI Win: 167

Average RPI Loss: 25

WON-LOST
RECORDWINNING
PCT. RANKLAST 10
GAMESSTRENGTH OF
SCHEDULEOPP. STRENGTH
OF SCHEDULETEAM
RPIADJ.
RPICONF.
RPIADJ CONF.
RPIDIV. I ONLY
DIV. I NON-CONF.7- 3
7- 380
807-3
0- 182
8261
6138
3838
3823
2323
23

TOTALS

RPI 1-25

RPI 26-50

W-L RECORDS

RPI 51-100

RPI 101-150

RPI 150+

7- 3 0- 1
2- 1 0- 0
3- 2 0- 1
2- 0 0- 01- 2
0- 1
1- 1
0- 0OVERALL
HOME
AWAY
NEUTRAL2- 0
1- 0
0- 0
1- 01- 0
0- 0
1- 0
0- 03- 0
1- 0
1- 0
1- 07- 3 0- 1
2- 1 0- 0
3- 2 0- 1
2- 0 0- 01- 2
0- 1
1- 1
0- 0NON-CONFERENCE
HOME
AWAY
NEUTRAL2- 0
1- 0
0- 0
1- 01- 0
0- 0
1- 0
0- 03- 0
1- 0
1- 0
1- 00- 0 0- 0
0- 0 0- 0
0- 0 0- 0
0- 0 0- 00- 0
0- 0
0- 0
0- 0CONFERENCE
HOME
AWAY
NEUTRAL0- 0
0- 0
0- 0
0- 00- 0
0- 0
0- 0
0- 00- 0
0- 0
0- 0
0- 0

RPI 1-25

RPI 26-50

Team's RPI: 38

RPI 51-100

RPI 101+

RPI S Opponent Score
4 A NC State 46 84RPI S Opponent Score
29 A Green Bay 39 70
37 A North Carolina 85 73
43 H Duke 63 66RPI S Opponent Score
70 H Toledo 73 59
75 N Penn 47 46RPI S Opponent Score
137 A Harvard 67 60
249 H Brown 102 96
276 A Bryant 74 57
328 N N. C. A&T 58 52

LAST 12 Division I GAMES:

75 N Penn	47 46	4 A NC State	46 84
328 N N. C. A&T	58 52	249 H Brown	102 96
29 A Green Bay	39 70	137 A Harvard	67 60
43 H Duke	63 66	37 A North Carolina	85 73
276 A Bryant	74 57		
70 H Toledo	73 59		

Maine

Maine

Non-Div I Games:

Maine

Average RPI Win:	341	WON-LOST	WINNING	LAST 10	STRENGTH OF	OPP. STRENGTH	TEAM	ADJ.	CONF.	ADJ CONF.
Average RPI Loss:	205	RECORD	PCT. RANK	GAMES	SCHEDULE	OF SCHEDULE	RPI	RPI	RPI	RPI
DIV. I ONLY	2- 9	298	1-9	275	333	341	341	27	27	
DIV. I NON-CONF.	2- 9	298	0- 1	275	333	341	341	27	27	

TOTALS	RPI 1-25	RPI 26-50	W-L RECORDS	RPI 51-100	RPI 101-150	RPI 150+				
2- 9	0- 0	0- 0	OVERALL	0- 1	0- 2	2- 6				
2- 5	0- 0	0- 0	HOME	0- 1	0- 1	2- 3				
0- 4	0- 0	0- 0	AWAY	0- 0	0- 1	0- 3				
0- 0	0- 0	0- 0	NEUTRAL	0- 0	0- 0	0- 0				
2- 9	0- 0	0- 0	NON-CONFERENCE	0- 1	0- 2	2- 6				
2- 5	0- 0	0- 0	HOME	0- 1	0- 1	2- 3				
0- 4	0- 0	0- 0	AWAY	0- 0	0- 1	0- 3				
0- 0	0- 0	0- 0	NEUTRAL	0- 0	0- 0	0- 0				
0- 0	0- 0	0- 0	CONFERENCE	0- 0	0- 0	0- 0				
0- 0	0- 0	0- 0	HOME	0- 0	0- 0	0- 0				
0- 0	0- 0	0- 0	AWAY	0- 0	0- 0	0- 0				
0- 0	0- 0	0- 0	NEUTRAL	0- 0	0- 0	0- 0				

RPI 1-25				RPI 26-50				RPI 51-100				RPI 101+				Team's RPI: 341
RPI	S	Opponent	Score	RPI	S	Opponent	Score	RPI	S	Opponent	Score	RPI	S	Opponent	Score	
								86	H	Wright St.	44	60				
												108	H	Stony Brook	48	79
												145	A	Fordham	61	65
												158	H	Drexel	39	53
												199	A	Holy Cross	53	61
												235	H	Sacred Heart	46	74
												302	H	Detroit Mercy	56	58
												304	A	St. Francis Brooklyn	65	73
												312	A	Albany (NY)	54	60
												331	H	Lafayette	60	49
												350	H	LIU Brooklyn	61	46
LAST 12 Division I GAMES:																
302	H	Detroit Mercy	56	58	199	A	Holy Cross	53	61	235	H	Sacred Heart	46	74		
108	H	Stony Brook	48	79	86	H	Wright St.	44	60	158	H	Drexel	39	53		
312	A	Albany (NY)	54	60	331	H	Lafayette	60	49	304	A	St. Francis Brooklyn	65	73		
304	A	St. Francis Brooklyn	65	73	145	A	Fordham	61	65	350	H	LIU Brooklyn	61	46		

Non-Div I Games:

Manhattan

Average RPI	Win:	212	WON-LOST	WINNING	LAST 10	STRENGTH OF	OPP. STRENGTH	TEAM	ADJ.	CONF.	ADJ CONF.
Average RPI	Loss:	72	RECORD	PCT. RANK	GAMES	SCHEDULE	OF SCHEDULE	RPI	RPI	RPI	RPI
DIV. I ONLY		8- 3		71	7-3	200	152	81	81	27	27
DIV. I NON-CONF.		8- 3		71	1- 0	200	152	81	81	27	27
<hr/>											
TOTALS	RPI 1-25		RPI 26-50		W-L RECORDS	RPI 51-100		RPI 101-150		RPI 150+	
8- 3	0- 0		1- 1		OVERALL	0- 2		0- 0		7- 0	
3- 0	0- 0		1- 0		HOME	0- 0		0- 0		2- 0	
3- 2	0- 0		0- 1		AWAY	0- 1		0- 0		3- 0	
2- 1	0- 0		0- 0		NEUTRAL	0- 1		0- 0		2- 0	
8- 3	0- 0		1- 1		NON-CONFERENCE	0- 2		0- 0		7- 0	
3- 0	0- 0		1- 0		HOME	0- 0		0- 0		2- 0	
3- 2	0- 0		0- 1		AWAY	0- 1		0- 0		3- 0	
2- 1	0- 0		0- 0		NEUTRAL	0- 1		0- 0		2- 0	
0- 0	0- 0		0- 0		CONFERENCE	0- 0		0- 0		0- 0	
0- 0	0- 0		0- 0		HOME	0- 0		0- 0		0- 0	
0- 0	0- 0		0- 0		AWAY	0- 0		0- 0		0- 0	
0- 0	0- 0		0- 0		NEUTRAL	0- 0		0- 0		0- 0	

RPI 1-25				RPI 26-50				RPI 51-100				Team's RPI: 81				RPI 101+			
RPI	S	Opponent	Score	RPI	S	Opponent	Score	RPI	S	Opponent	Score	RPI	S	Opponent	Score	RPI	S	Opponent	Score
				39	H	Northeastern	90 84	86	N	Wright St.	60 76	207	H	Boston U.	68 57				
				43	A	Duke	56 64	87	A	Princeton	57 60	212	H	Temple	74 68				
												225	A	Navy	72 48				
												228	N	Hofstra	71 57				
												233	A	Elon	61 57				
												242	N	Stetson	76 69				
												312	A	Albany (NY)	74 56				
LAST 12 Division I GAMES:																			
				39	H	Northeastern	90 84	87	A	Princeton	57 60								
				242	N	Stetson	76 69	312	A	Albany (NY)	74 56								
				212	H	Temple	74 68	43	A	Duke	56 64								
				207	H	Boston U.	68 57	233	A	Elon	61 57								
				225	A	Navy	72 48	86	N	Wright St.	60 76								
								228	N	Hofstra	71 57								

Non-Div I Games:

Marist

Average RPI Win:	129	WON-LOST	WINNING	LAST 10	STRENGTH OF	OPP. STRENGTH	TEAM	ADJ.	CONF.	ADJ CONF.
Average RPI Loss:	16	RECORD	PCT. RANK	GAMES	SCHEDULE	OF SCHEDULE	RPI	RPI	RPI	RPI
DIV. I ONLY	9- 2	41	8-2	44	43	12	12	3	3	
DIV. I NON-CONF.	9- 2	41	1- 0	44	43	12	12	3	3	

TOTALS	RPI 1-25	RPI 26-50	W-L RECORDS	RPI 51-100	RPI 101-150	RPI 150+				
9- 2	0- 2	2- 0	OVERALL	3- 0	1- 0	3- 0				
7- 0	0- 0	2- 0	HOME	2- 0	1- 0	2- 0				
2- 2	0- 2	0- 0	AWAY	1- 0	0- 0	1- 0				
0- 0	0- 0	0- 0	NEUTRAL	0- 0	0- 0	0- 0				
9- 2	0- 2	2- 0	NON-CONFERENCE	3- 0	1- 0	3- 0				
7- 0	0- 0	2- 0	HOME	2- 0	1- 0	2- 0				
2- 2	0- 2	0- 0	AWAY	1- 0	0- 0	1- 0				
0- 0	0- 0	0- 0	NEUTRAL	0- 0	0- 0	0- 0				
0- 0	0- 0	0- 0	CONFERENCE	0- 0	0- 0	0- 0				
0- 0	0- 0	0- 0	HOME	0- 0	0- 0	0- 0				
0- 0	0- 0	0- 0	AWAY	0- 0	0- 0	0- 0				
0- 0	0- 0	0- 0	NEUTRAL	0- 0	0- 0	0- 0				

RPI 1-25				RPI 26-50				RPI 51-100				RPI 101+			
RPI	S	Opponent	Score	RPI	S	Opponent	Score	RPI	S	Opponent	Score	RPI	S	Opponent	Score
13	A	Mississippi St.	82 87	29	H	Green Bay	80 54	71	H	UNI	102 61	131	H	Montana St.	100 52
19	A	Miami (FL)	55 63	35	H	South Dakota St.	91 52	92	H	Michigan	85 74	173	A	Milwaukee	83 74
								94	A	Northwestern	76 57	246	H	Binghamton	93 40
												288	H	UIC	96 32

LAST 12 Division I GAMES:															
71	H	UNI	102 61	246	H	Binghamton	93 40	13	A	Mississippi St.	82 87				
19	A	Miami (FL)	55 63	29	H	Green Bay	80 54	92	H	Michigan	85 74				
288	H	UIC	96 32	94	A	Northwestern	76 57	173	A	Milwaukee	83 74				
131	H	Montana St.	100 52												
35	H	South Dakota St.	91 52												

Non-Div I Games:

Marquette

Average RPI Win:	289	WON-LOST	WINNING	LAST 10	STRENGTH OF	OPP. STRENGTH	TEAM	ADJ.	CONF.	ADJ CONF.
Average RPI Loss:	143	RECORD	PCT. RANK	GAMES	SCHEDULE	OF SCHEDULE	RPI	RPI	RPI	RPI

DIV. I ONLY	4- 6	212	5-5	311	150	297	297	15	15
DIV. I NON-CONF.	4- 6	212	0- 1	311	150	297	297	15	15
TOTALS	RPI 1-25	RPI 26-50	W-L RECORDS	RPI 51-100	RPI 101-150	RPI 150+			
4- 6	0- 0	0- 0	OVERALL	0- 1	0- 2	4- 3			
4- 1	0- 0	0- 0	HOME	0- 0	0- 0	4- 1			
0- 5	0- 0	0- 0	AWAY	0- 1	0- 2	0- 2			
0- 0	0- 0	0- 0	NEUTRAL	0- 0	0- 0	0- 0			
4- 6	0- 0	0- 0	NON-CONFERENCE	0- 1	0- 2	4- 3			
4- 1	0- 0	0- 0	HOME	0- 0	0- 0	4- 1			
0- 5	0- 0	0- 0	AWAY	0- 1	0- 2	0- 2			
0- 0	0- 0	0- 0	NEUTRAL	0- 0	0- 0	0- 0			
0- 0	0- 0	0- 0	CONFERENCE	0- 0	0- 0	0- 0			
0- 0	0- 0	0- 0	HOME	0- 0	0- 0	0- 0			
0- 0	0- 0	0- 0	AWAY	0- 0	0- 0	0- 0			
0- 0	0- 0	0- 0	NEUTRAL	0- 0	0- 0	0- 0			

RPI S Opponent	RPI S Opponent	RPI S Opponent	RPI S Opponent	Team's RPI: 297
RPI 1-25	RPI 26-50	RPI 51-100	RPI 101+	Score
88 A Clemson	54 68	127 A Southern Ill.	49 58	
		149 A Bowling Green	76 99	
		157 A Appalachian St.	52 74	
		161 H Indiana St.	53 62	
		175 A Wisconsin	49 67	
		243 H Coppin St.	88 67	
		264 H Cleveland St.	86 64	
		301 H Tennessee St.	80 59	
		347 H Evansville	72 65	
LAST 12 Division I GAMES:				
88 A Clemson	54 68	175 A Wisconsin	49 67	
301 H Tennessee St.	80 59	243 H Coppin St.	88 67	
264 H Cleveland St.	86 64	347 H Evansville	72 65	
161 H Indiana St.	53 62	157 A Appalachian St.	52 74	
		127 A Southern Ill.	49 58	
		149 A Bowling Green	76 99	

Non-Div I Games: Bluefield St. 82 29

Marshall

Average RPI Win:	188	WON-LOST	WINNING	LAST 10	STRENGTH OF	OPP. STRENGTH	TEAM	ADJ.	CONF.	ADJ CONF.
Average RPI Loss:	0	RECORD	PCT. RANK	GAMES	SCHEDULE	OF SCHEDULE	RPI	RPI	RPI	RPI
DIV. I ONLY	11- 0	1	10-0	284	78	44	44	4	4	
DIV. I NON-CONF.	11- 0	1	1- 0	284	78	44	44	4	4	

TOTALS	RPI 1-25	RPI 26-50	W-L RECORDS	RPI 51-100	RPI 101-150	RPI 150+				
11- 0	0- 0	0- 0	OVERALL	3- 0	2- 0	6- 0				
6- 0	0- 0	0- 0	HOME	2- 0	1- 0	3- 0				
3- 0	0- 0	0- 0	AWAY	1- 0	0- 0	2- 0				
2- 0	0- 0	0- 0	NEUTRAL	0- 0	1- 0	1- 0				
11- 0	0- 0	0- 0	NON-CONFERENCE	3- 0	2- 0	6- 0				
6- 0	0- 0	0- 0	HOME	2- 0	1- 0	3- 0				
3- 0	0- 0	0- 0	AWAY	1- 0	0- 0	2- 0				
2- 0	0- 0	0- 0	NEUTRAL	0- 0	1- 0	1- 0				
0- 0	0- 0	0- 0	CONFERENCE	0- 0	0- 0	0- 0				
0- 0	0- 0	0- 0	HOME	0- 0	0- 0	0- 0				
0- 0	0- 0	0- 0	AWAY	0- 0	0- 0	0- 0				
0- 0	0- 0	0- 0	NEUTRAL	0- 0	0- 0	0- 0				

RPI 1-25				RPI 26-50				Team's RPI: 44				RPI 51-100				RPI 101+			
RPI	S	Opponent	Score	RPI	S	Opponent	Score					RPI	S	Opponent	Score	RPI	S	Opponent	Score
												66	H	Georgi a Tech	67 54	102	H	James Madi son	87 63
												68	A	South Carol i na	85 61	144	N	Georgi a	58 51
												73	H	Dayton	82 71	213	A	Del aware	77 53
																216	A	George Washi ngton	69 30
																243	H	Coppi n St.	93 36
																283	H	UMBC	92 61
																323	H	Loyol a Maryl and	83 48
																333	N	Morgan St.	68 44
LAST 12 Division I GAMES:																			
213	A	Del aware	77 53	144	N	Georgi a	58 51					333	N	Morgan St.	68 44				
323	H	Loyol a Maryl and	83 48	68	A	South Carol i na	85 61					216	A	George Washi ngton	69 30				
102	H	James Madi son	87 63	73	H	Dayton	82 71					73	H	Dayton	82 71				
283	H	UMBC	92 61	243	H	Coppi n St.	93 36												
66	H	Georgi a Tech	67 54																

Non-Div I Games:

Maryland

Average RPI Win:	264	WON-LOST	WINNING	LAST 10	STRENGTH OF	OPP. STRENGTH	TEAM	ADJ.	CONF.	ADJ CONF.
Average RPI Loss:	168	RECORD	PCT. RANK	GAMES	SCHEDULE	OF SCHEDULE	RPI	RPI	RPI	RPI
DIV. I ONLY	7- 6	157	5-5	282	263	240	240	17	17	
DIV. I NON-CONF.	7- 6	157	0- 1	282	263	240	240	17	17	

TOTALS	RPI 1-25	RPI 26-50	W-L RECORDS	RPI 51-100	RPI 101-150	RPI 150+				
7- 6	0- 0	0- 2	OVERALL	0- 0	0- 0	7- 4				
5- 2	0- 0	0- 0	HOME	0- 0	0- 0	5- 2				
1- 3	0- 0	0- 1	AWAY	0- 0	0- 0	1- 2				
1- 1	0- 0	0- 1	NEUTRAL	0- 0	0- 0	1- 0				
7- 6	0- 0	0- 2	NON-CONFERENCE	0- 0	0- 0	7- 4				
5- 2	0- 0	0- 0	HOME	0- 0	0- 0	5- 2				
1- 3	0- 0	0- 1	AWAY	0- 0	0- 0	1- 2				
1- 1	0- 0	0- 1	NEUTRAL	0- 0	0- 0	1- 0				
0- 0	0- 0	0- 0	CONFERENCE	0- 0	0- 0	0- 0				
0- 0	0- 0	0- 0	HOME	0- 0	0- 0	0- 0				
0- 0	0- 0	0- 0	AWAY	0- 0	0- 0	0- 0				
0- 0	0- 0	0- 0	NEUTRAL	0- 0	0- 0	0- 0				

RPI	S	Opponent	Score	RPI	S	Opponent	Score	RPI	S	Opponent	Score	RPI	S	Opponent	Score
39	A	Northeastern	52 53	41	N	Bucknell	58 77					180	H	North Dakota	52 59
												183	A	Towson	53 78
												207	H	Boston U.	66 55
												235	H	Sacred Heart	78 61
												249	A	Brown	90 61
												260	H	Central Conn. St.	74 59
												269	H	UMass Lowell	59 62
												271	N	Fairfield	59 49
												293	A	Siena	59 64
												298	H	Incarnate Word	71 59
												327	H	UTRGV	74 70
LAST 12 Division I GAMES:															
269	H	UMass Lowell	59 62	271	N	Fairfield	59 49								
293	A	Siena	59 64	249	A	Brown	90 61								
207	H	Boston U.	66 55	41	N	Bucknell	58 77								
298	H	Incarnate Word	71 59	327	H	UTRGV	74 70								
39	A	Northeastern	52 53	260	H	Central Conn. St.	74 59								
180	H	North Dakota	52 59	183	A	Towson	53 78								

Non-Div I Games:

Massachusetts

Average RPI Win:	0	WON-LOST	WINNING	LAST 10	STRENGTH OF	OPP. STRENGTH	TEAM	ADJ.	CONF.	ADJ CONF.
Average RPI Loss:	163	RECORD	PCT. RANK	GAMES	SCHEDULE	OF SCHEDULE	RPI	RPI	RPI	RPI
DIV. I ONLY	0- 7	333	2-8	122	307	321	321	24	24	
DIV. I NON-CONF.	0- 7	333	0- 0	122	307	321	321	24	24	

TOTALS	RPI 1-25	RPI 26-50	W-L RECORDS	RPI 51-100	RPI 101-150	RPI 150+				
0- 7	0- 0	0- 0	OVERALL	0- 3	0- 2	0- 2				
0- 1	0- 0	0- 0	HOME	0- 0	0- 0	0- 1				
0- 6	0- 0	0- 0	AWAY	0- 3	0- 2	0- 1				
0- 0	0- 0	0- 0	NEUTRAL	0- 0	0- 0	0- 0				
0- 7	0- 0	0- 0	NON-CONFERENCE	0- 3	0- 2	0- 2				
0- 1	0- 0	0- 0	HOME	0- 0	0- 0	0- 1				
0- 6	0- 0	0- 0	AWAY	0- 3	0- 2	0- 1				
0- 0	0- 0	0- 0	NEUTRAL	0- 0	0- 0	0- 0				
0- 0	0- 0	0- 0	CONFERENCE	0- 0	0- 0	0- 0				
0- 0	0- 0	0- 0	HOME	0- 0	0- 0	0- 0				
0- 0	0- 0	0- 0	AWAY	0- 0	0- 0	0- 0				
0- 0	0- 0	0- 0	NEUTRAL	0- 0	0- 0	0- 0				

RPI 1-25				RPI 26-50				RPI 51-100				RPI 101+ Team' s RPI : 321							
RPI	S	Opponent	Score	RPI	S	Opponent	Score	RPI	S	Opponent	Score	RPI	S	Opponent	Score				
								51	A	Texas	40	96	122	A	Grambl i ng	51	75		
								90	A	Ri ce	65	93	140	A	UAB	48	91		
								96	A	LSU	36	86	309	A	La. -Monroe	60	69		
												336	H	Loui si ana	59	70			

LAST 12 Di vi si on I GAMES:																			
				96	A	LSU	36	86	122	A	Grambl i ng	51	75						
				140	A	UAB	48	91											
				90	A	Ri ce	65	93											
				309	A	La. -Monroe	60	69											
				51	A	Texas	40	96											
				336	H	Loui si ana	59	70											

Non-Div I Games: LSU-Alexandria 60 68 Louisiana Col. 86 68 Southern-N. O. 106 54

McNeese

Average RPI Win: 207
Average RPI Loss: 153

WON-LOST
RECORD

WINNING
PCT. RANK

LAST 10
GAMES

STRENGTH OF
SCHEDULE

OPP. STRENGTH
OF SCHEDULE

TEAM
RPI

ADJ.
RPI

CONF.
RPI

ADJ CONF.
RPI

DIV. I ONLY	4- 7	229	3-7	248	165	287	287	8	8
DIV. I NON-CONF.	4- 7	229	0- 1	248	165	287	287	8	8

TOTALS	RPI 1-25	RPI 26-50	W-L RECORDS	RPI 51-100	RPI 101-150	RPI 150+			
4- 7	0- 0	0- 0	OVERALL	1- 1	0- 1	3- 5			
3- 4	0- 0	0- 0	HOME	0- 1	0- 0	3- 3			
0- 3	0- 0	0- 0	AWAY	0- 0	0- 1	0- 2			
1- 0	0- 0	0- 0	NEUTRAL	1- 0	0- 0	0- 0			
4- 7	0- 0	0- 0	NON-CONFERENCE	1- 1	0- 1	3- 5			
3- 4	0- 0	0- 0	HOME	0- 1	0- 0	3- 3			
0- 3	0- 0	0- 0	AWAY	0- 0	0- 1	0- 2			
1- 0	0- 0	0- 0	NEUTRAL	1- 0	0- 0	0- 0			
0- 0	0- 0	0- 0	CONFERENCE	0- 0	0- 0	0- 0			
0- 0	0- 0	0- 0	HOME	0- 0	0- 0	0- 0			
0- 0	0- 0	0- 0	AWAY	0- 0	0- 0	0- 0			
0- 0	0- 0	0- 0	NEUTRAL	0- 0	0- 0	0- 0			

RPI 1-25				RPI 26-50				RPI 51-100				RPI 101+				Team's RPI: 287
RPI	S	Opponent	Score	RPI	S	Opponent	Score	RPI	S	Opponent	Score	RPI	S	Opponent	Score	
								70	H	Toledo	48 58	140	A	UAB	54 85	
								93	N	Mercer	59 53	151	H	Little Rock	60 63	
												155	H	Louisiana Tech	50 66	
												174	A	Coastal Caro.	71 90	
												186	A	Arkansas St.	66 77	
												192	H	Samford	53 48	
												197	H	New Orleans	59 66	
												220	H	Southeast Mo. St.	69 57	
												324	H	Jackson St.	68 67	
LAST 12 Division I GAMES:																
174	A	Coastal Caro.	71 90	151	H	Little Rock	60 63									
93	N	Mercer	59 53	220	H	Southeast Mo. St.	69 57									
155	H	Louisiana Tech	50 66	192	H	Samford	53 48									
140	A	UAB	54 85	197	H	New Orleans	59 66									
186	A	Arkansas St.	66 77	70	H	Toledo	48 58									
324	H	Jackson St.	68 67													

Non-Div I Games:

Memphis

Average RPI Win: 189
Average RPI Loss: 108

WON-LOST
RECORD

WINNING
PCT. RANK

LAST 10
GAMES

STRENGTH OF
SCHEDULE

OPP. STRENGTH
OF SCHEDULE

TEAM
RPI

ADJ.
RPI

CONF.
RPI

ADJ CONF.
RPI

DIV. I ONLY	7- 5	133	6-4	92	105	93	93	22	22
DIV. I NON-CONF.	7- 5	133	1- 0	92	105	93	93	22	22
TOTALS	RPI 1-25	RPI 26-50	W-L RECORDS	RPI 51-100	RPI 101-150	RPI 150+			
7- 5	0- 2	0- 0	OVERALL	1- 1	1- 1	5- 1			
3- 2	0- 2	0- 0	HOME	1- 0	0- 0	2- 0			
3- 2	0- 0	0- 0	AWAY	0- 1	0- 1	3- 0			
1- 1	0- 0	0- 0	NEUTRAL	0- 0	1- 0	0- 1			
7- 5	0- 2	0- 0	NON-CONFERENCE	1- 1	1- 1	5- 1			
3- 2	0- 2	0- 0	HOME	1- 0	0- 0	2- 0			
3- 2	0- 0	0- 0	AWAY	0- 1	0- 1	3- 0			
1- 1	0- 0	0- 0	NEUTRAL	0- 0	1- 0	0- 1			
0- 0	0- 0	0- 0	CONFERENCE	0- 0	0- 0	0- 0			
0- 0	0- 0	0- 0	HOME	0- 0	0- 0	0- 0			
0- 0	0- 0	0- 0	AWAY	0- 0	0- 0	0- 0			
0- 0	0- 0	0- 0	NEUTRAL	0- 0	0- 0	0- 0			

RPI 1-25				RPI 26-50				RPI 51-100				Team's RPI : 93				RPI 101+			
RPI	S	Opponent	Score	RPI	S	Opponent	Score	RPI	S	Opponent	Score	RPI	S	Opponent	Score	RPI	S	Opponent	Score
21	H	UCF	42 76					56	H	Charlotte	57 40	144	A	Georgia	60 67				
22	H	Florida St.	56 57					65	A	Wake Forest	54 69	149	N	Bowling Green	76 63				
												211	A	Howard	85 70				
												216	A	George Washington	61 53				
												224	A	Ga. Southern	79 72				
												229	H	Florida	92 82				
												236	H	Kennesaw St.	64 48				
												287	N	Memphis	53 59				
LAST 12 Division I GAMES:																			
149	N	Bowling Green	76 63	216	A	George Washington	61 53												
287	N	Memphis	53 59	211	A	Howard	85 70												
21	H	UCF	42 76	56	H	Charlotte	57 40												
229	H	Florida	92 82	22	H	Florida St.	56 57												
224	A	Ga. Southern	79 72	236	H	Kennesaw St.	64 48												
65	A	Wake Forest	54 69	144	A	Georgia	60 67												

Non-Div I Games:

Mercer

Average RPI Win:	146	WON-LOST	WINNING	LAST 10	STRENGTH OF	OPP. STRENGTH	TEAM	ADJ.	CONF.	ADJ CONF.
Average RPI Loss:	43	RECORD	PCT. RANK	GAMES	SCHEDULE	OF SCHEDULE	RPI	RPI	RPI	RPI
DIV. I ONLY	11- 2	35	8-2	101	28	19	19	1	1	
DIV. I NON-CONF.	11- 2	35	2- 1	101	28	19	19	1	1	

TOTALS	RPI 1-25	RPI 26-50	W-L RECORDS	RPI 51-100	RPI 101-150	RPI 150+				
11- 2	1- 1	1- 0	OVERALL	2- 1	2- 0	5- 0				
8- 0	1- 0	1- 0	HOME	1- 0	2- 0	3- 0				
1- 2	0- 1	0- 0	AWAY	0- 1	0- 0	1- 0				
2- 0	0- 0	0- 0	NEUTRAL	1- 0	0- 0	1- 0				
11- 2	1- 1	1- 0	NON-CONFERENCE	2- 1	2- 0	5- 0				
8- 0	1- 0	1- 0	HOME	1- 0	2- 0	3- 0				
1- 2	0- 1	0- 0	AWAY	0- 1	0- 0	1- 0				
2- 0	0- 0	0- 0	NEUTRAL	1- 0	0- 0	1- 0				
0- 0	0- 0	0- 0	CONFERENCE	0- 0	0- 0	0- 0				
0- 0	0- 0	0- 0	HOME	0- 0	0- 0	0- 0				
0- 0	0- 0	0- 0	AWAY	0- 0	0- 0	0- 0				
0- 0	0- 0	0- 0	NEUTRAL	0- 0	0- 0	0- 0				

RPI	S	Opponent	Score	RPI	S	Opponent	Score	RPI	S	Opponent	Score	RPI	S	Opponent	Score
8	A	Iowa St.	52 75	40	H	Colorado	73 58	69	H	SFA	81 60	112	H	Nebraska	82 68
12	H	Marquette	63 55					77	A	Purdue	63 74	128	H	Hartford	75 62
								98	N	Alabama	101 74	171	N	Vanderbilt	90 65
												197	H	New Orleans	78 38
												212	H	Temple	73 61
												248	H	UMES	71 53
												320	A	FIU	94 43

LAST 12 Division I GAMES:															
197	H	New Orleans	78 38	128	H	Hartford	75 62								
40	H	Colorado	73 58	12	H	Marquette	63 55								
77	A	Purdue	63 74	8	A	Iowa St.	52 75								
212	H	Temple	73 61	98	N	Alabama	101 74								
112	H	Nebraska	82 68	171	N	Vanderbilt	90 65								
69	H	SFA	81 60	248	H	UMES	71 53								

Non-Div I Games:

Miami (FL)

Average RPI Win:	246	WON-LOST	WINNING	LAST 10	STRENGTH OF	OPP. STRENGTH	TEAM	ADJ.	CONF.	ADJ CONF.
Average RPI Loss:	173	RECORD	PCT. RANK	GAMES	SCHEDULE	OF SCHEDULE	RPI	RPI	RPI	RPI
DIV. I ONLY	8- 2	50	8-2	318	158	125	125	10	10	
DIV. I NON-CONF.	8- 2	50	1- 0	318	158	125	125	10	10	
TOTALS	RPI 1-25	RPI 26-50	W-L RECORDS	RPI 51-100	RPI 101-150	RPI 150+				
8- 2	0- 1	0- 0	OVERALL	0- 0	1- 0	7- 1				
3- 0	0- 0	0- 0	HOME	0- 0	1- 0	2- 0				
5- 2	0- 1	0- 0	AWAY	0- 0	0- 0	5- 1				
0- 0	0- 0	0- 0	NEUTRAL	0- 0	0- 0	0- 0				
8- 2	0- 1	0- 0	NON-CONFERENCE	0- 0	1- 0	7- 1				
3- 0	0- 0	0- 0	HOME	0- 0	1- 0	2- 0				
5- 2	0- 1	0- 0	AWAY	0- 0	0- 0	5- 1				
0- 0	0- 0	0- 0	NEUTRAL	0- 0	0- 0	0- 0				
0- 0	0- 0	0- 0	CONFERENCE	0- 0	0- 0	0- 0				
0- 0	0- 0	0- 0	HOME	0- 0	0- 0	0- 0				
0- 0	0- 0	0- 0	AWAY	0- 0	0- 0	0- 0				
0- 0	0- 0	0- 0	NEUTRAL	0- 0	0- 0	0- 0				

RPI	S	Opponent	Score	RPI	S	Opponent	Score	RPI	S	Opponent	Score	RPI	S	Opponent	Score	Team's RPI: 125
9	A	Louisville	73 95									130	H	Cincinnati	78 65	
												170	A	Jacksonville St.	58 41	
												189	H	High Point	68 55	
												258	H	Eastern Ky.	60 44	
												288	A	UIC	65 56	
												302	A	Detroit Mercy	78 59	
												305	A	Valparaiso	68 47	
												326	A	Canisius	62 59	
												337	A	Florida A&M	56 57	
LAST 12 Division I GAMES:																
189	H	High Point	68 55	170	A	Jacksonville St.	58 41									
302	A	Detroit Mercy	78 59	337	A	Florida A&M	56 57									
258	H	Eastern Ky.	60 44	305	A	Valparaiso	68 47									
326	A	Canisius	62 59	130	H	Cincinnati	78 65									
				288	A	UIC	65 56									
				9	A	Louisville	73 95									

Non-Div I Games:

Average RPI	Win: 222	WON-LOST	WINNING	LAST 10	STRENGTH OF	OPP. STRENGTH	TEAM	ADJ.	CONF.	ADJ CONF.
Average RPI	Loss: 22	RECORD	PCT. RANK	GAMES	SCHEDULE	OF SCHEDULE	RPI	RPI	RPI	RPI
DIV. I ONLY	9- 3	67	7-3	246	54	92	92	4	4	
DIV. I NON-CONF.	9- 3	67	1- 1	246	54	92	92	4	4	

TOTALS	RPI 1-25	RPI 26-50	W-L RECORDS	RPI 51-100	RPI 101-150	RPI 150+				
9- 3	0- 2	0- 0	OVERALL	2- 1	1- 0	6- 0				
5- 0	0- 0	0- 0	HOME	0- 0	1- 0	4- 0				
2- 2	0- 2	0- 0	AWAY	0- 0	0- 0	2- 0				
2- 1	0- 0	0- 0	NEUTRAL	2- 1	0- 0	0- 0				
9- 3	0- 2	0- 0	NON-CONFERENCE	2- 1	1- 0	6- 0				
5- 0	0- 0	0- 0	HOME	0- 0	1- 0	4- 0				
2- 2	0- 2	0- 0	AWAY	0- 0	0- 0	2- 0				
2- 1	0- 0	0- 0	NEUTRAL	2- 1	0- 0	0- 0				
0- 0	0- 0	0- 0	CONFERENCE	0- 0	0- 0	0- 0				
0- 0	0- 0	0- 0	HOME	0- 0	0- 0	0- 0				
0- 0	0- 0	0- 0	AWAY	0- 0	0- 0	0- 0				
0- 0	0- 0	0- 0	NEUTRAL	0- 0	0- 0	0- 0				

RPI 1-25				RPI 26-50				RPI 51-100 Team's RPI: 92				RPI 101+			
RPI	S	Opponent	Score	RPI	S	Opponent	Score	RPI	S	Opponent	Score	RPI	S	Opponent	Score
4	A	NC State	55 66					51	N	Texas	52 69	119	H	Southern U.	76 35
12	A	Marquette	74 85					55	N	Missouri	70 54	210	H	Mt. St. Mary's	88 40
								100	N	Washington	80 73	215	A	Oakland	85 59
												302	H	Detroit Mercy	95 62
												311	A	Western Mich.	79 42
												333	H	Morgan St.	70 47
												350	H	LIU Brooklyn	83 38

LAST 12 Division I GAMES:															
100	N	Washington	80 73	119	H	Southern U.	76 35	333	H	Morgan St.	70 47	215	A	Oakland	85 59
51	N	Texas	52 69	302	H	Detroit Mercy	95 62	350	H	LIU Brooklyn	83 38	12	A	Marquette	74 85
55	N	Missouri	70 54	311	A	Western Mich.	79 42	4	A	NC State	55 66				
210	H	Mt. St. Mary's	88 40												

Non-Div I Games:

Michigan

Average RPI Win: 173 WON-LOST RECORD WINNING PCT. RANK LAST 10 GAMES STRENGTH OF SCHEDULE OPP. STRENGTH OF SCHEDULE TEAM RPI ADJ. RPI CONF. RPI ADJ CONF. RPI

DIV. I ONLY	10- 1	17	9-1	188	13	30	30	4	4
DIV. I NON-CONF.	10- 1	17	1- 0	188	13	30	30	4	4
TOTALS	RPI 1-25	RPI 26-50	W-L RECORDS	RPI 51-100	RPI 101-150	RPI 150+			
10- 1	1- 1	0- 0	OVERALL	1- 0	2- 0	6- 0			
7- 0	1- 0	0- 0	HOME	1- 0	1- 0	4- 0			
2- 0	0- 0	0- 0	AWAY	0- 0	1- 0	1- 0			
1- 1	0- 1	0- 0	NEUTRAL	0- 0	0- 0	1- 0			
10- 1	1- 1	0- 0	NON-CONFERENCE	1- 0	2- 0	6- 0			
7- 0	1- 0	0- 0	HOME	1- 0	1- 0	4- 0			
2- 0	0- 0	0- 0	AWAY	0- 0	1- 0	1- 0			
1- 1	0- 1	0- 0	NEUTRAL	0- 0	0- 0	1- 0			
0- 0	0- 0	0- 0	CONFERENCE	0- 0	0- 0	0- 0			
0- 0	0- 0	0- 0	HOME	0- 0	0- 0	0- 0			
0- 0	0- 0	0- 0	AWAY	0- 0	0- 0	0- 0			
0- 0	0- 0	0- 0	NEUTRAL	0- 0	0- 0	0- 0			

RPI S Opponent Score	RPI S Opponent Score	Team's RPI: 30	RPI S Opponent Score	RPI S Opponent Score
2 H Oregon 88 82			86 H Wright St. 84 68	128 A Hartford 74 66
4 N NC State 74 78				149 H Bowling Green 99 69
				152 H Virginia 91 66
				214 H Texas Southern 91 45
				215 A Oakland 102 58
				236 N Kennesaw St. 75 51
				268 H Fla. Atlantic 89 74
				277 H ETSU 75 53
LAST 12 Division I GAMES:				
268 H Fla. Atlantic 89 74	2 H Oregon 88 82		215 A Oakland 102 58	
128 A Hartford 74 66			214 H Texas Southern 91 45	
86 H Wright St. 84 68			152 H Virginia 91 66	
277 H ETSU 75 53			236 N Kennesaw St. 75 51	
149 H Bowling Green 99 69			4 N NC State 74 78	

Non-Div I Games:

Michigan St.

Average RPI Win:	213	WON-LOST	WINNING	LAST 10	STRENGTH OF	OPP. STRENGTH	TEAM	ADJ.	CONF.	ADJ CONF.
Average RPI Loss:	51	RECORD	PCT. RANK	GAMES	SCHEDULE	OF SCHEDULE	RPI	RPI	RPI	RPI
DIV. I ONLY	8- 3	71	7-3	90	194	50	50	15	15	
DIV. I NON-CONF.	8- 3	71	1- 0	90	194	50	50	15	15	

TOTALS	RPI 1-25	RPI 26-50	W-L RECORDS	RPI 51-100	RPI 101-150	RPI 150+				
8- 3	0- 1	0- 1	OVERALL	0- 1	0- 0	8- 0				
4- 1	0- 0	0- 1	HOME	0- 0	0- 0	4- 0				
3- 2	0- 1	0- 0	AWAY	0- 1	0- 0	3- 0				
1- 0	0- 0	0- 0	NEUTRAL	0- 0	0- 0	1- 0				
8- 3	0- 1	0- 1	NON-CONFERENCE	0- 1	0- 0	8- 0				
4- 1	0- 0	0- 1	HOME	0- 0	0- 0	4- 0				
3- 2	0- 1	0- 0	AWAY	0- 1	0- 0	3- 0				
1- 0	0- 0	0- 0	NEUTRAL	0- 0	0- 0	1- 0				
0- 0	0- 0	0- 0	CONFERENCE	0- 0	0- 0	0- 0				
0- 0	0- 0	0- 0	HOME	0- 0	0- 0	0- 0				
0- 0	0- 0	0- 0	AWAY	0- 0	0- 0	0- 0				
0- 0	0- 0	0- 0	NEUTRAL	0- 0	0- 0	0- 0				

RPI 1-25				RPI 26-50				Team's RPI: 50				RPI 51-100				RPI 101+			
RPI	S	Opponent	Score	RPI	S	Opponent	Score	RPI	S	Opponent	Score	RPI	S	Opponent	Score	RPI	S	Opponent	Score
20	A	Kentucky	55 72	49	H	Belmont	38 45	85	A	Tennessee Tech	64 68	169	H	Georgia St.	69 54				
												171	H	Vanderbilt	65 58				
												181	H	UNC Asheville	67 46				
												182	A	Troy	67 64				
												230	A	Furman	78 71				
												245	N	Dartmouth	70 58				
												254	A	UNLV	66 62				
												270	H	Mississippi Val.	101 51				

LAST 12 Division I GAMES:																			
254	A	UNLV	66 62	182	A	Troy	67 64												
181	H	UNC Asheville	67 46	169	H	Georgia St.	69 54												
20	A	Kentucky	55 72	245	N	Dartmouth	70 58												
230	A	Furman	78 71	270	H	Mississippi Val.	101 51												
171	H	Vanderbilt	65 58	49	H	Belmont	38 45												
				85	A	Tennessee Tech	64 68												

Non-Div I Games:

Middle Tenn.

MilwaukeeMilwaukee

Mi l waukee

Average RPI Win:	180	WON-LOST	WINNING	LAST 10	STRENGTH OF	OPP. STRENGTH	TEAM	ADJ.	CONF.	ADJ CONF.
Average RPI Loss:	0	RECORD	PCT. RANK	GAMES	SCHEDULE	OF SCHEDULE	RPI	RPI	RPI	RPI
DIV. I ONLY	10- 0	1	10-0	256	27	31	31	4	4	
DIV. I NON-CONF.	10- 0	1	1- 0	256	27	31	31	4	4	

TOTALS	RPI 1-25	RPI 26-50	W-L RECORDS	RPI 51-100	RPI 101-150	RPI 150+				
10- 0	1- 0	0- 0	OVERALL	2- 0	0- 0	7- 0				
8- 0	1- 0	0- 0	HOME	0- 0	0- 0	7- 0				
2- 0	0- 0	0- 0	AWAY	2- 0	0- 0	0- 0				
0- 0	0- 0	0- 0	NEUTRAL	0- 0	0- 0	0- 0				
10- 0	1- 0	0- 0	NON-CONFERENCE	2- 0	0- 0	7- 0				
8- 0	1- 0	0- 0	HOME	0- 0	0- 0	7- 0				
2- 0	0- 0	0- 0	AWAY	2- 0	0- 0	0- 0				
0- 0	0- 0	0- 0	NEUTRAL	0- 0	0- 0	0- 0				
0- 0	0- 0	0- 0	CONFERENCE	0- 0	0- 0	0- 0				
0- 0	0- 0	0- 0	HOME	0- 0	0- 0	0- 0				
0- 0	0- 0	0- 0	AWAY	0- 0	0- 0	0- 0				
0- 0	0- 0	0- 0	NEUTRAL	0- 0	0- 0	0- 0				

RPI	S	Opponent	Score	RPI	S	Opponent	Score	Team's RPI: 31	RPI	S	Opponent	Score	RPI	S	Opponent	Score
7	H	Syracuse	72 68						83	A	Xavier	78 53	188	H	San Diego	53 48
									89	A	Boston College	77 69	190	H	Ark. -Pine Bluff	84 42
													191	H	Air Force	67 50
													202	H	Cornell	65 45
													243	H	Coppin St.	84 52
													298	H	Incarnate Word	75 39
													307	H	New Hampshire	70 47
LAST 12 Division I GAMES:																
243	H	Coppin St.	84 52	202	H	Cornell	65 45									
89	A	Boston College	77 69	190	H	Ark. -Pine Bluff	84 42									
298	H	Incarnate Word	75 39	188	H	San Diego	53 48									
191	H	Air Force	67 50	83	A	Xavier	78 53									
7	H	Syracuse	72 68	307	H	New Hampshire	70 47									

Non-Div I Games:

Minnesota

Average RPI Win:	158	WON-LOST	WINNING	LAST 10	STRENGTH OF	OPP. STRENGTH	TEAM	ADJ.	CONF.	ADJ CONF.
Average RPI Loss:	2	RECORD	PCT. RANK	GAMES	SCHEDULE	OF SCHEDULE	RPI	RPI	RPI	RPI
DIV. I ONLY	11- 1	12	9-1	103	21	13	13	6	6	
DIV. I NON-CONF.	11- 1	12	1- 0	103	21	13	13	6	6	

TOTALS	RPI 1-25	RPI 26-50	W-L RECORDS	RPI 51-100	RPI 101-150	RPI 150+				
11- 1	1- 1	1- 0	OVERALL	2- 0	0- 0	7- 0				
6- 0	1- 0	1- 0	HOME	0- 0	0- 0	4- 0				
5- 1	0- 1	0- 0	AWAY	2- 0	0- 0	3- 0				
0- 0	0- 0	0- 0	NEUTRAL	0- 0	0- 0	0- 0				
11- 1	1- 1	1- 0	NON-CONFERENCE	2- 0	0- 0	7- 0				
6- 0	1- 0	1- 0	HOME	0- 0	0- 0	4- 0				
5- 1	0- 1	0- 0	AWAY	2- 0	0- 0	3- 0				
0- 0	0- 0	0- 0	NEUTRAL	0- 0	0- 0	0- 0				
0- 0	0- 0	0- 0	CONFERENCE	0- 0	0- 0	0- 0				
0- 0	0- 0	0- 0	HOME	0- 0	0- 0	0- 0				
0- 0	0- 0	0- 0	AWAY	0- 0	0- 0	0- 0				
0- 0	0- 0	0- 0	NEUTRAL	0- 0	0- 0	0- 0				

RPI	S	Opponent	Score	RPI	S	Opponent	Score	RPI	S	Opponent	Score	RPI	S	Opponent	Score
2	A	Oregon	74 82	33	H	Lamar University	104 53	51	A	Texas	67 49	151	A	Little Rock	98 63
12	H	Marquette	87 82					100	A	Washington	103 56	152	A	Virginia	72 44
												220	H	Southeast Mo. St.	88 53
												221	A	Southern Miss.	86 42
												230	H	Furman	106 41
												243	H	Coppin St.	110 38
												324	H	Jackson St.	105 38

LAST 12 Division I GAMES:															
2	A	Oregon	74 82	100	A	Washington	103 56	230	H	Furman	106 41	243	H	Coppin St.	110 38
221	A	Southern Miss.	86 42	33	H	Lamar University	104 53	152	A	Virginia	72 44	220	H	Southeast Mo. St.	88 53
12	H	Marquette	87 82												
51	A	Texas	67 49												
151	A	Little Rock	98 63												
324	H	Jackson St.	105 38												

Non-Div I Games:

Mississippi St.

Average RPI Win:	346	WON-LOST	WINNING	LAST 10	STRENGTH OF	OPP. STRENGTH	TEAM	ADJ.	CONF.	ADJ CONF.
Average RPI Loss:	172	RECORD	PCT. RANK	GAMES	SCHEDULE	OF SCHEDULE	RPI	RPI	RPI	RPI
DIV. I ONLY	1- 9	328	1-9	71	350	270	270	25	25	
DIV. I NON-CONF.	1- 9	328	0- 1	71	350	270	270	25	25	

TOTALS	RPI 1-25	RPI 26-50	W-L RECORDS	RPI 51-100	RPI 101-150	RPI 150+				
1- 9	0- 0	0- 1	OVERALL	0- 1	0- 1	1- 6				
0- 1	0- 0	0- 0	HOME	0- 0	0- 1	0- 0				
1- 7	0- 0	0- 1	AWAY	0- 1	0- 0	1- 5				
0- 1	0- 0	0- 0	NEUTRAL	0- 0	0- 0	0- 1				
1- 9	0- 0	0- 1	NON-CONFERENCE	0- 1	0- 1	1- 6				
0- 1	0- 0	0- 0	HOME	0- 0	0- 1	0- 0				
1- 7	0- 0	0- 1	AWAY	0- 1	0- 0	1- 5				
0- 1	0- 0	0- 0	NEUTRAL	0- 0	0- 0	0- 1				
0- 0	0- 0	0- 0	CONFERENCE	0- 0	0- 0	0- 0				
0- 0	0- 0	0- 0	HOME	0- 0	0- 0	0- 0				
0- 0	0- 0	0- 0	AWAY	0- 0	0- 0	0- 0				
0- 0	0- 0	0- 0	NEUTRAL	0- 0	0- 0	0- 0				

RPI 1-25				RPI 26-50				RPI 51-100				RPI 101+ Team's RPI: 270			
RPI	S	Opponent	Score	RPI	S	Opponent	Score	RPI	S	Opponent	Score	RPI	S	Opponent	Score
				50	A	Middle Tenn.	51 101	76	A	TCU	47 96	139	H	North Ala.	72 86
												179	A	Nicholls St.	47 72
												182	N	Troy	54 75
												186	A	Arkansas St.	57 60
												204	A	SMU	47 62
												221	A	Southern Miss.	60 67
												309	A	La. -Monroe	65 72
												346	A	Austin Peay	95 89
LAST 12 Division I GAMES:															
				186	A	Arkansas St.	57 60	139	H	North Ala.	72 86				
				309	A	La. -Monroe	65 72	346	A	Austin Peay	95 89				
				179	A	Nicholls St.	47 72	204	A	SMU	47 62				
				182	N	Troy	54 75	76	A	TCU	47 96				
				221	A	Southern Miss.	60 67								
				50	A	Middle Tenn.	51 101								

Non-Div I Games:

Mississippi Val.

RPI 1-25				RPI 26-50				RPI 51-100				Team's RPI : 55				RPI 101+			
RPI	S	Opponent	Score	RPI	S	Opponent	Score	RPI	S	Opponent	Score	RPI	S	Opponent	Score	RPI	S	Opponent	Score
15	H	South Dakota	61 74	29	H	Green Bay	49 56	62	N	Qui nni pi ac	65 51	154	H	UMKC	66 59				
				43	N	Duke	62 54	92	N	Mi chi gan	54 70	159	A	Ill i noi s	67 45				
												163	H	Mi ssouri St.	65 61				
												187	H	Texas St.	69 50				
												196	A	West Vi rgi ni a	68 51				
												223	A	Sai nt Loui s	74 62				
												255	H	SIUE	59 36				
												262	A	Western Ill.	89 64				
LAST 12 Division I GAMES:																			
187	H	Texas St.	69 50	43	N	Duke	62 54	154	H	UMKC	66 59	255	H	SIUE	59 36				
15	H	South Dakota	61 74	62	N	Qui nni pi ac	65 51	159	A	Ill i noi s	67 45	29	H	Green Bay	49 56				
223	A	Sai nt Loui s	74 62	92	N	Mi chi gan	54 70	163	H	Mi ssouri St.	65 61								

Missouri

Missouri St.

Missouri St.				Through Games Of Dec. 21, 2018							
Average RPI	Win:	222	WON-LOST	WINNING	LAST 10	STRENGTH OF	OPP. STRENGTH	TEAM	ADJ.	CONF.	ADJ CONF.
Average RPI	Loss:	106	RECORD	PCT. RANK	GAMES	SCHEDULE	OF SCHEDULE	RPI	RPI	RPI	RPI
DIV. I ONLY		3- 7		252	3-7	33	225	163	163	14	14
DIV. I NON-CONF.		3- 7		252	1- 0	33	225	163	163	14	14

TOTALS	RPI 1-25		RPI 26-50		W-L RECORDS	RPI 51-100		RPI 101-150		RPI 150+	
3- 7	0- 3		0- 0		OVERALL	0- 1		0- 1		3- 2	
1- 2	0- 2		0- 0		HOME	0- 0		0- 0		1- 0	
0- 5	0- 1		0- 0		AWAY	0- 1		0- 1		0- 2	
2- 0	0- 0		0- 0		NEUTRAL	0- 0		0- 0		2- 0	
3- 7	0- 3		0- 0		NON-CONFERENCE	0- 1		0- 1		3- 2	
1- 2	0- 2		0- 0		HOME	0- 0		0- 0		1- 0	
0- 5	0- 1		0- 0		AWAY	0- 1		0- 1		0- 2	
2- 0	0- 0		0- 0		NEUTRAL	0- 0		0- 0		2- 0	
0- 0	0- 0		0- 0		CONFERENCE	0- 0		0- 0		0- 0	
0- 0	0- 0		0- 0		HOME	0- 0		0- 0		0- 0	
0- 0	0- 0		0- 0		AWAY	0- 0		0- 0		0- 0	
0- 0	0- 0		0- 0		NEUTRAL	0- 0		0- 0		0- 0	

RPI 1-25				RPI 26-50				RPI 51-100				RPI 101+ Team's RPI: 163			
RPI	S	Opponent	Score	RPI	S	Opponent	Score	RPI	S	Opponent	Score	RPI	S	Opponent	Score
15	H	South Dakota	74 85					55	A	Missouri	61 65	150	A	Santa Clara	73 77
17	A	Indiana	74 98									155	N	Louisiana Tech	82 70
18	H	Gonzaga	67 70									237	A	Wichita St.	60 63
												250	A	North Texas	76 83
												255	N	SIUE	68 65
												256	H	Ball St.	74 54

LAST 12 Division I GAMES:															
17	A	Indiana	74 98	255	N	SIUE	68 65	155	N	Louisiana Tech	82 70	18	H	Gonzaga	67 70
15	H	South Dakota	74 85	150	A	Santa Clara	73 77	237	A	Wichita St.	60 63				
250	A	North Texas	76 83	256	H	Ball St.	74 54								
55	A	Missouri	61 65												

Non-Div I Games:

Missouri St.

Average RPI	Win: 247	WON-LOST RECORD	WINNING PCT. RANK	LAST 10 GAMES	STRENGTH OF SCHEDULE	OPP. STRENGTH OF SCHEDULE	TEAM RPI	ADJ. RPI	CONF. RPI	ADJ CONF. RPI
Average RPI	Loss: 136									
DIV. I ONLY		4- 6	212	4-6	95	277	178	178	27	27
DIV. I NON-CONF.		4- 6	212	1- 0	95	277	178	178	27	27

TOTALS	RPI 1-25		RPI 26-50	W-L RECORDS	RPI 51-100		RPI 101-150		RPI 150+	
4- 6	0- 0		0- 2	OVERALL	0- 1		0- 0		4- 3	
2- 2	0- 0		0- 1	HOME	0- 1		0- 0		2- 0	
2- 4	0- 0		0- 1	AWAY	0- 0		0- 0		2- 3	
0- 0	0- 0		0- 0	NEUTRAL	0- 0		0- 0		0- 0	
4- 6	0- 0		0- 2	NON-CONFERENCE	0- 1		0- 0		4- 3	
2- 2	0- 0		0- 1	HOME	0- 1		0- 0		2- 0	
2- 4	0- 0		0- 1	AWAY	0- 0		0- 0		2- 3	
0- 0	0- 0		0- 0	NEUTRAL	0- 0		0- 0		0- 0	
0- 0	0- 0		0- 0	CONFERENCE	0- 0		0- 0		0- 0	
0- 0	0- 0		0- 0	HOME	0- 0		0- 0		0- 0	
0- 0	0- 0		0- 0	AWAY	0- 0		0- 0		0- 0	
0- 0	0- 0		0- 0	NEUTRAL	0- 0		0- 0		0- 0	

RPI	S	Opponent	Score	RPI	S	Opponent	Score	RPI	S	Opponent	Score	RPI	S	Opponent	Score
28	A	Virginia Tech	49 82	41	H	Bucknell	32 70	87	H	Princeton	47 79	162	A	East Carolina	67 73
												164	A	Lehigh	48 63
												216	A	George Washington	55 51
												225	H	Navy	68 67
												235	A	Sacred Heart	55 50
												312	H	Albany (NY)	64 56
												331	A	Lafayette	69 73

Team's RPI: 178															
LAST 12 Division I GAMES:															
312	H	Albany (NY)	64 56	225	H	Navy	68 67	87	H	Princeton	47 79	331	A	Lafayette	69 73
28	A	Virginia Tech	49 82	216	A	George Washington	55 51	235	A	Sacred Heart	55 50				
164	A	Lehigh	48 63												
162	A	East Carolina	67 73												
41	H	Bucknell	32 70												

Non-Div I Games:

Monmouth

Average RPI	Win: 201	WON-LOST RECORD	WINNING PCT. RANK	LAST 10 GAMES	STRENGTH OF SCHEDULE	OPP. STRENGTH OF SCHEDULE	TEAM RPI	ADJ. RPI	CONF. RPI	ADJ CONF. RPI
Average RPI	Loss: 61									
DIV. I ONLY		4- 4	159	5-4	40	187	79	79	11	11
DIV. I NON-CONF.		4- 4	159	1- 0	40	187	79	79	11	11

TOTALS	RPI 1-25		RPI 26-50	W-L RECORDS	RPI 51-100		RPI 101-150		RPI 150+	
4- 4	0- 2		0- 0	OVERALL	0- 1		2- 1		2- 0	
2- 1	0- 1		0- 0	HOME	0- 0		2- 0		0- 0	
1- 3	0- 1		0- 0	AWAY	0- 1		0- 1		1- 0	
1- 0	0- 0		0- 0	NEUTRAL	0- 0		0- 0		1- 0	
4- 4	0- 2		0- 0	NON-CONFERENCE	0- 1		2- 1		2- 0	
2- 1	0- 1		0- 0	HOME	0- 0		2- 0		0- 0	
1- 3	0- 1		0- 0	AWAY	0- 1		0- 1		1- 0	
1- 0	0- 0		0- 0	NEUTRAL	0- 0		0- 0		1- 0	
0- 0	0- 0		0- 0	CONFERENCE	0- 0		0- 0		0- 0	
0- 0	0- 0		0- 0	HOME	0- 0		0- 0		0- 0	
0- 0	0- 0		0- 0	AWAY	0- 0		0- 0		0- 0	
0- 0	0- 0		0- 0	NEUTRAL	0- 0		0- 0		0- 0	

RPI 1-25				RPI 26-50				RPI 51-100 Team's RPI: 79				RPI 101+			
RPI	S	Opponent	Score	RPI	S	Opponent	Score	RPI	S	Opponent	Score	RPI	S	Opponent	Score
15	H	South Dakota	41 64					100	A	Washington	54 69	104	H	UC Davis	62 56
18	A	Gonzaga	52 76									111	A	Arizona	51 100
												118	H	Northern Ill.	86 70
												241 N		Saint Francis (PA)	79 77
												342	A	Grand Canyon	69 47

LAST 12 Division I GAMES:															
241 N		Saint Francis (PA)	79 77	104	H	UC Davis	62 56	100	A	Washington	54 69	342	A	Grand Canyon	69 47
18	A	Gonzaga	52 76									111	A	Arizona	51 100
												118	H	Northern Ill.	86 70
												15	H	South Dakota	41 64

Non-Div I Games: Providence (MT) 90 45

Montana

Average RPI Win:	286	WON-LOST	WINNING	LAST 10	STRENGTH OF	OPP. STRENGTH	TEAM	ADJ.	CONF.	ADJ CONF.
Average RPI Loss:	144	RECORD	PCT. RANK	GAMES	SCHEDULE	OF SCHEDULE	RPI	RPI	RPI	RPI
DIV. I ONLY	6- 4	119	6-4	306	283	209	209	21	21	
DIV. I NON-CONF.	6- 4	119	0- 1	306	283	209	209	21	21	

TOTALS	RPI 1-25	RPI 26-50	W-L RECORDS	RPI 51-100	RPI 101-150	RPI 150+				
6- 4	0- 2	0- 0	OVERALL	0- 0	1- 0	5- 2				
3- 1	0- 0	0- 0	HOME	0- 0	0- 0	3- 1				
3- 3	0- 2	0- 0	AWAY	0- 0	1- 0	2- 1				
0- 0	0- 0	0- 0	NEUTRAL	0- 0	0- 0	0- 0				
6- 4	0- 2	0- 0	NON-CONFERENCE	0- 0	1- 0	5- 2				
3- 1	0- 0	0- 0	HOME	0- 0	0- 0	3- 1				
3- 3	0- 2	0- 0	AWAY	0- 0	1- 0	2- 1				
0- 0	0- 0	0- 0	NEUTRAL	0- 0	0- 0	0- 0				
0- 0	0- 0	0- 0	CONFERENCE	0- 0	0- 0	0- 0				
0- 0	0- 0	0- 0	HOME	0- 0	0- 0	0- 0				
0- 0	0- 0	0- 0	AWAY	0- 0	0- 0	0- 0				
0- 0	0- 0	0- 0	NEUTRAL	0- 0	0- 0	0- 0				

RPI 1-25				RPI 26-50				RPI 51-100				RPI 101+ Team's RPI: 209			
RPI	S	Opponent	Score	RPI	S	Opponent	Score	RPI	S	Opponent	Score	RPI	S	Opponent	Score
10	A	Bayl or	58 96									106	A	Radford	79 72
20	A	Kentucky	57 87									241	A	Saint Francis (PA)	83 89
												299	A	Gardner-Webb	84 69
												304	H	St. Francis Brooklyn	94 101
												305	H	Valparaiso	68 62
												328	A	N. C. A&T	72 67
												332	H	Chicago St.	104 68
												347	H	Evansville	85 63

LAST 12 Division I GAMES:															
10	A	Bayl or	58 96	241	A	Saint Francis (PA)	83 89								
347	H	Evansville	85 63	106	A	Radford	79 72								
20	A	Kentucky	57 87	299	A	Gardner-Webb	84 69								
304	H	St. Francis Brooklyn	94 101	328	A	N. C. A&T	72 67								
332	H	Chicago St.	104 68												
305	H	Valparaiso	68 62												

Non-Div I Games: Alice Lloyd 121 56 Ky. Christian 119 28

Morehead St.

Average RPI Win:	0	WON-LOST	WINNING	LAST 10	STRENGTH OF	OPP. STRENGTH	TEAM	ADJ.	CONF.	ADJ CONF.
Average RPI Loss:	181	RECORD	PCT. RANK	GAMES	SCHEDULE	OF SCHEDULE	RPI	RPI	RPI	RPI
DIV. I ONLY	0- 11	333	0-10	180	272	333	333	32	32	
DIV. I NON-CONF.	0- 11	333	0- 1	180	272	333	333	32	32	

TOTALS	RPI 1-25	RPI 26-50	W-L RECORDS	RPI 51-100	RPI 101-150	RPI 150+				
0- 11	0- 0	0- 1	OVERALL	0- 2	0- 2	0- 6				
0- 2	0- 0	0- 0	HOME	0- 0	0- 0	0- 2				
0- 6	0- 0	0- 0	AWAY	0- 2	0- 1	0- 3				
0- 3	0- 0	0- 1	NEUTRAL	0- 0	0- 1	0- 1				
0- 11	0- 0	0- 1	NON-CONFERENCE	0- 2	0- 2	0- 6				
0- 2	0- 0	0- 0	HOME	0- 0	0- 0	0- 2				
0- 6	0- 0	0- 0	AWAY	0- 2	0- 1	0- 3				
0- 3	0- 0	0- 1	NEUTRAL	0- 0	0- 1	0- 1				
0- 0	0- 0	0- 0	CONFERENCE	0- 0	0- 0	0- 0				
0- 0	0- 0	0- 0	HOME	0- 0	0- 0	0- 0				
0- 0	0- 0	0- 0	AWAY	0- 0	0- 0	0- 0				
0- 0	0- 0	0- 0	NEUTRAL	0- 0	0- 0	0- 0				

RPI 1-25				RPI 26-50				RPI 51-100				RPI 101+				Team's RPI : 333	
RPI	S	Opponent	Score	RPI	S	Opponent	Score	RPI	S	Opponent	Score	RPI	S	Opponent	Score		
				44	N	Maryl and	44 68	69	A	SFA	42 69	128	A	Hartford	59 80		
								92	A	Mi chi gan	47 70	144	N	Georgia	33 60		
												166	A	Western Ky.	43 90		
												196	A	West Vi rgi ni a	37 72		
												260	H	Central Conn. St.	36 60		
												283	H	UMBC	68 73		
												290	N	Niagara	57 67		
												320	A	FIU	50 59		
LAST 12 Division I GAMES:																	
320	A	FIU	50 59	290	N	Niagara	57 67	283	H	UMBC	68 73						
166	A	Western Ky.	43 90	196	A	West Vi rgi ni a	37 72	92	A	Mi chi gan	47 70						
260	H	Central Conn. St.	36 60	128	A	Hartford	59 80										
44	N	Maryl and	44 68														
144	N	Georgia	33 60														
69	A	SFA	42 69														

Non-Di v I Games: Washington Adventis t 60 43 Lincoln (PA) 46 51

Morgan St.

Average RPI	Win:	272	WON-LOST	WINNING	LAST 10	STRENGTH OF	OPP. STRENGTH	TEAM	ADJ.	CONF.	ADJ CONF.
Average RPI	Loss:	133	RECORD	PCT. RANK	GAMES	SCHEDULE	OF SCHEDULE	RPI	RPI	RPI	RPI
DIV. I ONLY		4- 5		191	5-5	280	216	210	210	31	31
DIV. I NON-CONF.		4- 5		191	0- 1	280	216	210	210	31	31

TOTALS	RPI 1-25		RPI 26-50		W-L RECORDS	RPI 51-100		RPI 101-150		RPI 150+	
4- 5	0- 0		0- 1		OVERALL	0- 2		0- 0		4- 2	
1- 1	0- 0		0- 0		HOME	0- 0		0- 0		1- 1	
3- 4	0- 0		0- 1		AWAY	0- 2		0- 0		3- 1	
0- 0	0- 0		0- 0		NEUTRAL	0- 0		0- 0		0- 0	
4- 5	0- 0		0- 1		NON-CONFERENCE	0- 2		0- 0		4- 2	
1- 1	0- 0		0- 0		HOME	0- 0		0- 0		1- 1	
3- 4	0- 0		0- 1		AWAY	0- 2		0- 0		3- 1	
0- 0	0- 0		0- 0		NEUTRAL	0- 0		0- 0		0- 0	
0- 0	0- 0		0- 0		CONFERENCE	0- 0		0- 0		0- 0	
0- 0	0- 0		0- 0		HOME	0- 0		0- 0		0- 0	
0- 0	0- 0		0- 0		AWAY	0- 0		0- 0		0- 0	
0- 0	0- 0		0- 0		NEUTRAL	0- 0		0- 0		0- 0	

RPI 1-25				RPI 26-50				RPI 51-100				RPI 101+				Team's RPI: 210
RPI	S	Opponent	Score	RPI	S	Opponent	Score	RPI	S	Opponent	Score	RPI	S	Opponent	Score	
				28	A	Virginia Tech	51 83	54	A	Duquesne	64 73	183	H	Towson	87 78	
								92	A	Michigan	40 88	244	A	Rider	67 85	
												248	H	UMES	73 86	
												283	A	UMBC	65 52	
												299	A	Gardner-Webb	69 62	
												323	A	Loyola Maryland	77 67	
LAST 12 Division I GAMES:																
183	H	Towson	87 78	248	H	UMES	73 86	28	A	Virginia Tech	51 83					
244	A	Rider	67 85	283	A	UMBC	65 52									
54	A	Duquesne	64 73	299	A	Gardner-Webb	69 62									
92	A	Michigan	40 88	323	A	Loyola Maryland	77 67									

Non-Div I Games: Washington Col. 74 50

Mt. St. Mary's

Average RPI Win: 331

Average RPI Loss: 126

WON-LOST
RECORDWINNING
PCT. RANKLAST 10
GAMESSTRENGTH OF
SCHEDULEOPP. STRENGTH
OF SCHEDULETEAM
RPIADJ.
RPICONF.
RPIADJ CONF.
RPIDIV. I ONLY
DIV. I NON-CONF.2- 6
2- 6271
2714-6
0- 1111
111293
293267
267267
26721
2121
21

TOTALS

RPI 1-25

RPI 26-50

W-L RECORDS

RPI 51-100

RPI 101-150

RPI 150+

2- 6 0- 1
2- 2 0- 0
0- 4 0- 1
0- 0 0- 00- 1
0- 0
0- 1
0- 0OVERALL
HOME
AWAY
NEUTRAL0- 0
0- 0
0- 0
0- 00- 1
0- 1
0- 0
0- 02- 3
2- 1
0- 2
0- 02- 6 0- 1
2- 2 0- 0
0- 4 0- 1
0- 0 0- 00- 1
0- 0
0- 1
0- 0NON-CONFERENCE
HOME
AWAY
NEUTRAL0- 0
0- 0
0- 0
0- 00- 1
0- 1
0- 0
0- 02- 3
2- 1
0- 2
0- 00- 0 0- 0
0- 0 0- 0
0- 0 0- 0
0- 0 0- 00- 0
0- 0
0- 0
0- 0CONFERENCE
HOME
AWAY
NEUTRAL0- 0
0- 0
0- 0
0- 00- 0
0- 0
0- 0
0- 00- 0
0- 0
0- 0
0- 0

RPI 1-25

RPI 26-50

RPI 51-100

RPI 101+

Team's RPI: 267

RPI S Opponent Score
20 A Kentucky 49 88RPI S Opponent Score
32 A Butler 65 86

RPI S Opponent Score

RPI S Opponent Score
127 H Southern Ill. 59 65
159 A Illinois 52 84
186 A Arkansas St. 63 74
234 H Alabama A&M 53 59
314 H Lipscomb 97 61
347 H Evansville 81 53

LAST 12 Division I GAMES:

20 A Kentucky	49	88	159 A Illinois	52	84
127 H Southern Ill.	59	65	234 H Alabama A&M	53	59
			186 A Arkansas St.	63	74
			314 H Lipscomb	97	61
			32 A Butler	65	86
			347 H Evansville	81	53

Non-Div I Games:

Oakland City

113 55

Bethel (TN)

86 50

Murray St.

■ Loss,
 ■ Non-Conf,
 ■ S Site,
 ■ Home
 ■ A Away
 N Neutral

Average RPI Win:	262	WON-LOST	WINNING	LAST 10	STRENGTH OF	OPP. STRENGTH	TEAM	ADJ.	CONF.	ADJ CONF.
Average RPI Loss:	197	RECORD	PCT. RANK	GAMES	SCHEDULE	OF SCHEDULE	RPI	RPI	RPI	RPI

DIV. I ONLY	2- 9	298	2-8	300	239	339	339	32	32
DIV. I NON-CONF.	2- 9	298	0- 1	300	239	339	339	32	32
TOTALS	RPI 1-25	RPI 26-50	W-L RECORDS	RPI 51-100	RPI 101-150	RPI 150+			
2- 9	0- 1	0- 0	OVERALL	0- 0	0- 0	2- 8			
2- 4	0- 0	0- 0	HOME	0- 0	0- 0	2- 4			
0- 4	0- 1	0- 0	AWAY	0- 0	0- 0	0- 3			
0- 1	0- 0	0- 0	NEUTRAL	0- 0	0- 0	0- 1			
2- 9	0- 1	0- 0	NON-CONFERENCE	0- 0	0- 0	2- 8			
2- 4	0- 0	0- 0	HOME	0- 0	0- 0	2- 4			
0- 4	0- 1	0- 0	AWAY	0- 0	0- 0	0- 3			
0- 1	0- 0	0- 0	NEUTRAL	0- 0	0- 0	0- 1			
0- 0	0- 0	0- 0	CONFERENCE	0- 0	0- 0	0- 0			
0- 0	0- 0	0- 0	HOME	0- 0	0- 0	0- 0			
0- 0	0- 0	0- 0	AWAY	0- 0	0- 0	0- 0			
0- 0	0- 0	0- 0	NEUTRAL	0- 0	0- 0	0- 0			

RPI 1-25				RPI 26-50				RPI 51-100				RPI 101+				Team's RPI: 339	
RPI	S	Opponent	Score	RPI	S	Opponent	Score	RPI	S	Opponent	Score	RPI	S	Opponent	Score		
11	A	Iowa	39 106									169	A	Georgia St.	54 65		
												174	H	Coastal Caro.	66 89		
												189	A	High Point	69 80		
												206	H	UNCW	82 89		
												233	H	Elon	54 83		
												236	N	Kennesaw St.	54 78		
												251	A	Winthrop	41 66		
												252	H	Wofford	66 59		
												272	H	UNC Greensboro	66 57		
												306	H	USC Upstate	63 82		
LAST 12 Division I GAMES:																	
272	H	UNC Greensboro	66 57	236	N	Kennesaw St.	54 78										
174	H	Coastal Caro.	66 89	169	A	Georgia St.	54 65										
306	H	USC Upstate	63 82	252	H	Wofford	66 59										
206	H	UNCW	82 89	233	H	Elon	54 83										
11	A	Iowa	39 106	189	A	High Point	69 80										
251	A	Winthrop	41 66														

Non-Div I Games: Johnson & Wales (NC) 35 43

N. C. Central

N
C
S
t
a
t
e

NC State					Through Games Of Dec. 21, 2018						
Average RPI	Win:	115	WON-LOST	WINNING	LAST 10	STRENGTH OF	OPP. STRENGTH	TEAM	ADJ.	CONF.	ADJ CONF.
Average RPI	Loss:	0	RECORD	PCT. RANK	GAMES	SCHEDULE	OF SCHEDULE	RPI	RPI	RPI	RPI
DIV. I ONLY		12- 0		1	10-0	38	56	4	4	1	1
DIV. I NON-CONF.		12- 0		1	1- 0	38	56	4	4	1	1

TOTALS		RPI 1-25	RPI 26-50		W-L RECORDS		RPI 51-100	RPI 101-150	RPI 150+		
12- 0		1- 0	3- 0		OVERALL		1- 0	4- 0	3- 0		
8- 0		1- 0	2- 0		HOME		1- 0	2- 0	2- 0		
2- 0		0- 0	0- 0		AWAY		0- 0	2- 0	0- 0		
2- 0		0- 0	1- 0		NEUTRAL		0- 0	0- 0	1- 0		
12- 0		1- 0	3- 0		NON-CONFERENCE		1- 0	4- 0	3- 0		
8- 0		1- 0	2- 0		HOME		1- 0	2- 0	2- 0		
2- 0		0- 0	0- 0		AWAY		0- 0	2- 0	0- 0		
2- 0		0- 0	1- 0		NEUTRAL		0- 0	0- 0	1- 0		
0- 0		0- 0	0- 0		CONFERENCE		0- 0	0- 0	0- 0		
0- 0		0- 0	0- 0		HOME		0- 0	0- 0	0- 0		
0- 0		0- 0	0- 0		AWAY		0- 0	0- 0	0- 0		
0- 0		0- 0	0- 0		NEUTRAL		0- 0	0- 0	0- 0		

RPI 1-25			Team's RPI: 4			RPI 26-50			RPI 51-100		
RPI	S	Opponent	Score	RPI	S	Opponent	Score	RPI	S	Opponent	Score
16	H	Old Domini on	85 56	30	N	Michigan St.	78 74	92	H	Michigan	66 55
				38	H	Maine	84 46				
				49	H	Belmont	77 62				

RPI 101+											
106	H	Radford	75 58	134	A	Chattanooga	78 58	143	H	Kent St.	78 61
148	A	Georgetown	76 65	171	H	Vanderbilt	74 54	216	N	George Washington	69 61
231	H	Hampton	83 51								

LAST 12 Division I GAMES:											
16	H	Old Domini on	85 56	134	A	Chattanooga	78 58	38	H	Maine	84 46
92	H	Michigan	66 55	148	A	Georgetown	76 65	231	H	Hampton	83 51
216	N	George Washington	69 61	143	H	Kent St.	78 61	49	H	Belmont	77 62
30	N	Michigan St.	78 74								
106	H	Radford	75 58								
171	H	Vanderbilt	74 54								

N
C
S
t
a
t
e

Non-Di v I Games:

NC State

Average RPI Win:	320	WON-LOST	WINNING	LAST 10	STRENGTH OF	OPP. STRENGTH	TEAM	ADJ.	CONF.	ADJ CONF.
Average RPI Loss:	225	RECORD	PCT. RANK	GAMES	SCHEDULE	OF SCHEDULE	RPI	RPI	RPI	RPI
DIV. I ONLY	3- 9	271	3-7	320	342	330	330	28	28	
DIV. I NON-CONF.	3- 9	271	0- 1	320	342	330	330	28	28	

TOTALS	RPI 1-25	RPI 26-50	W-L RECORDS	RPI 51-100	RPI 101-150	RPI 150+				
3- 9	0- 0	0- 0	OVERALL	0- 1	0- 1	3- 7				
1- 3	0- 0	0- 0	HOME	0- 0	0- 1	1- 2				
2- 6	0- 0	0- 0	AWAY	0- 1	0- 0	2- 5				
0- 0	0- 0	0- 0	NEUTRAL	0- 0	0- 0	0- 0				
3- 9	0- 0	0- 0	NON-CONFERENCE	0- 1	0- 1	3- 7				
1- 3	0- 0	0- 0	HOME	0- 0	0- 1	1- 2				
2- 6	0- 0	0- 0	AWAY	0- 1	0- 0	2- 5				
0- 0	0- 0	0- 0	NEUTRAL	0- 0	0- 0	0- 0				
0- 0	0- 0	0- 0	CONFERENCE	0- 0	0- 0	0- 0				
0- 0	0- 0	0- 0	HOME	0- 0	0- 0	0- 0				
0- 0	0- 0	0- 0	AWAY	0- 0	0- 0	0- 0				
0- 0	0- 0	0- 0	NEUTRAL	0- 0	0- 0	0- 0				

RPI 1-25				RPI 26-50				RPI 51-100				RPI 101+ Team's RPI: 330			
RPI	S	Opponent	Score	RPI	S	Opponent	Score	RPI	S	Opponent	Score	RPI	S	Opponent	Score
								75	A	Penn	42	85			
												143	H	Kent St.	40
												196	A	West Virginia	50
												211	A	Howard	57
												220	H	Southeast Mo. St.	58
												244	A	Rider	46
												286	A	Saint Peter's	57
												295	H	Western Caro.	79
												310	H	Vermont	63
												316	A	Colgate	71
												344	A	Fairleigh Dickinson	43
												350	A	LIU Brooklyn	72
															51
LAST 12 Division I GAMES:															
244	A	Rider	46	67	143	H	Kent St.	40	57	316	A	Colgate	71	53	
220	H	Southeast Mo. St.	58	68	350	A	LIU Brooklyn	72	51	310	H	Vermont	63	71	
295	H	Western Caro.	79	71	211	A	Howard	57	77	286	A	Saint Peter's	57	70	
344	A	Fairleigh Dickinson	43	64	75	A	Penn	42	85						
75	A	Penn	42	85	196	A	West Virginia	50	95						

Non-Div I Games:

NJIT

Average RPI Win:	254	WON-LOST	WINNING	LAST 10	STRENGTH OF	OPP. STRENGTH	TEAM	ADJ.	CONF.	ADJ CONF.
Average RPI Loss:	134	RECORD	PCT. RANK	GAMES	SCHEDULE	OF SCHEDULE	RPI	RPI	RPI	RPI
DIV. I ONLY	3- 5	225	4-5	215	206	225	225	26	26	
DIV. I NON-CONF.	3- 5	225	0- 1	215	206	225	225	26	26	

TOTALS	RPI 1-25	RPI 26-50	W-L RECORDS	RPI 51-100	RPI 101-150	RPI 150+				
3- 5	0- 0	0- 1	OVERALL	0- 2	0- 0	3- 2				
1- 2	0- 0	0- 0	HOME	0- 2	0- 0	1- 0				
2- 3	0- 0	0- 1	AWAY	0- 0	0- 0	2- 2				
0- 0	0- 0	0- 0	NEUTRAL	0- 0	0- 0	0- 0				
3- 5	0- 0	0- 1	NON-CONFERENCE	0- 2	0- 0	3- 2				
1- 2	0- 0	0- 0	HOME	0- 2	0- 0	1- 0				
2- 3	0- 0	0- 1	AWAY	0- 0	0- 0	2- 2				
0- 0	0- 0	0- 0	NEUTRAL	0- 0	0- 0	0- 0				
0- 0	0- 0	0- 0	CONFERENCE	0- 0	0- 0	0- 0				
0- 0	0- 0	0- 0	HOME	0- 0	0- 0	0- 0				
0- 0	0- 0	0- 0	AWAY	0- 0	0- 0	0- 0				
0- 0	0- 0	0- 0	NEUTRAL	0- 0	0- 0	0- 0				

RPI 1-25				RPI 26-50				RPI 51-100				RPI 101+				Team's RPI: 225	
RPI	S	Opponent	Score	RPI	S	Opponent	Score	RPI	S	Opponent	Score	RPI	S	Opponent	Score		
				40	A	Col orado	43 59										
								75	H	Penn	61 65	178	A	Monmouth	67 68		
								81	H	Marist	48 72	191	A	Air Force	54 47		
												244	A	Ri der	66 60		
												296	A	Norfol k St.	58 65		
												328	H	N. C. A&T	72 49		
LAST 12 Division I GAMES:																	
				328	H	N. C. A&T	72 49	178	A	Monmouth	67 68						
				75	H	Penn	61 65	40	A	Colorado	43 59						
				296	A	Norfol k St.	58 65	191	A	Air Force	54 47						
				81	H	Marist	48 72	244	A	Ri der	66 60						

Non-Div I Games: Catholic 81 36

Navy

Average RPI Win:	184	WON-LOST	WINNING	LAST 10	STRENGTH OF	OPP. STRENGTH	TEAM	ADJ.	CONF.	ADJ CONF.
Average RPI Loss:	55	RECORD	PCT. RANK	GAMES	SCHEDULE	OF SCHEDULE	RPI	RPI	RPI	RPI
DIV. I ONLY	5- 6	178	5-5	50	65	112	112	4	4	
DIV. I NON-CONF.	5- 6	178	0- 1	50	65	112	112	4	4	

TOTALS	RPI 1-25	RPI 26-50	W-L RECORDS	RPI 51-100	RPI 101-150	RPI 150+				
5- 6	0- 3	1- 1	OVERALL	0- 0	1- 2	3- 0				
4- 1	0- 1	1- 0	HOME	0- 0	0- 0	3- 0				
0- 5	0- 2	0- 1	AWAY	0- 0	0- 2	0- 0				
1- 0	0- 0	0- 0	NEUTRAL	0- 0	1- 0	0- 0				
5- 6	0- 3	1- 1	NON-CONFERENCE	0- 0	1- 2	3- 0				
4- 1	0- 1	1- 0	HOME	0- 0	0- 0	3- 0				
0- 5	0- 2	0- 1	AWAY	0- 0	0- 2	0- 0				
1- 0	0- 0	0- 0	NEUTRAL	0- 0	1- 0	0- 0				
0- 0	0- 0	0- 0	CONFERENCE	0- 0	0- 0	0- 0				
0- 0	0- 0	0- 0	HOME	0- 0	0- 0	0- 0				
0- 0	0- 0	0- 0	AWAY	0- 0	0- 0	0- 0				
0- 0	0- 0	0- 0	NEUTRAL	0- 0	0- 0	0- 0				

RPI 1-25				RPI 26-50				RPI 51-100				RPI 101+ Team's RPI: 112			
RPI	S	Opponent	Score	RPI	S	Opponent	Score	RPI	S	Opponent	Score	RPI	S	Opponent	Score
9	A	Louisville	68 85	34	H	Kansas	58 52					105	A	Creighton	65 74
14	H	Drake	77 83	45	A	Arkansas	80 84					106	N	Radford	77 39
19	A	Miami (FL)	68 82									136	A	Washington St.	84 87
												185	H	Denver	96 71
												289	H	San Jose St.	96 63
												306	H	USC Upstate	87 64
LAST 12 Division I GAMES:															
				45	A	Arkansas	80 84	289	H	San Jose St.	96 63				
				185	H	Denver	96 71	34	H	Kansas	58 52				
				136	A	Washington St.	84 87	105	A	Creighton	65 74				
				306	H	USC Upstate	87 64	9	A	Louisville	68 85				
				14	H	Drake	77 83	106	N	Radford	77 39				
								19	A	Miami (FL)	68 82				

Non-Div I Games:

Nebraska

Average RPI Win: 298
Average RPI Loss: 108

WON-LOST
RECORD

WINNING
PCT. RANK

LAST 10
GAMES

STRENGTH OF
SCHEDULE

OPP. STRENGTH
OF SCHEDULE

TEAM
RPI

ADJ.
RPI

CONF.
RPI

ADJ CONF.
RPI

DIV. I ONLY	2- 7	284	3-7	47	292	222	222	9	9
DIV. I NON-CONF.	2- 7	284	0- 1	47	292	222	222	9	9
TOTALS	RPI 1-25	RPI 26-50	W-L RECORDS	RPI 51-100	RPI 101-150	RPI 150+			
2- 7	0- 0	0- 2	OVERALL	0- 0	0- 4	2- 1			
1- 4	0- 0	0- 2	HOME	0- 0	0- 1	1- 1			
1- 1	0- 0	0- 0	AWAY	0- 0	0- 1	1- 0			
0- 2	0- 0	0- 0	NEUTRAL	0- 0	0- 2	0- 0			
2- 7	0- 0	0- 2	NON-CONFERENCE	0- 0	0- 4	2- 1			
1- 4	0- 0	0- 2	HOME	0- 0	0- 1	1- 1			
1- 1	0- 0	0- 0	AWAY	0- 0	0- 1	1- 0			
0- 2	0- 0	0- 0	NEUTRAL	0- 0	0- 2	0- 0			
0- 0	0- 0	0- 0	CONFERENCE	0- 0	0- 0	0- 0			
0- 0	0- 0	0- 0	HOME	0- 0	0- 0	0- 0			
0- 0	0- 0	0- 0	AWAY	0- 0	0- 0	0- 0			
0- 0	0- 0	0- 0	NEUTRAL	0- 0	0- 0	0- 0			

RPI	S	Opponent	Score	RPI	S	Opponent	Score	RPI	S	Opponent	Score	RPI	S	Opponent	Score
40	H	Colorado	52 65	47	H	Southern Cal i forni a	51 72	101	H	Utah	52 74	104	N	UC Davis	68 84
								118	N	Northern Ill.	69 98	150	A	Santa Clara	48 56
								193	H	Texas Tech	67 86	273	A	Long Beach St.	76 67
								322	H	Seattle U	67 54				
LAST 12 Division I GAMES:															
118	N	Northern Ill.	69 98	104	N	UC Davis	68 84	47	H	Southern Cal i forni a	51 72	40	H	Colorado	52 65
322	H	Seattle U	67 54					273	A	Long Beach St.	76 67	150	A	Santa Clara	48 56
193	H	Texas Tech	67 86					101	H	Utah	52 74				

Non-Div I Games: Stanislaus St. 75 52

Nevada

Average RPI Win: 238

Average RPI Loss: 194

WON-LOST
RECORDWINNING
PCT. RANKLAST 10
GAMESSTRENGTH OF
SCHEDULEOPP. STRENGTH
OF SCHEDULETEAM
RPIADJ.
RPICONF.
RPIADJ CONF.
RPIDIV. I ONLY
DIV. I NON-CONF.2- 9
2- 9298
2983-7
0- 1176
176319
319307
307307
30723
2323
23

TOTALS

RPI 1-25

RPI 26-50

W-L RECORDS

RPI 51-100

RPI 101-150

RPI 150+

2- 9
2- 2
0- 7
0- 00- 0
0- 0
0- 0
0- 00- 2
0- 0
0- 2
0- 0OVERALL
HOME
AWAY
NEUTRAL0- 0
0- 0
0- 0
0- 00- 0
0- 0
0- 0
0- 02- 7
2- 2
0- 5
0- 02- 9
2- 2
0- 7
0- 00- 0
0- 0
0- 0
0- 00- 2
0- 0
0- 2
0- 0NON-CONFERENCE
HOME
AWAY
NEUTRAL0- 0
0- 0
0- 0
0- 00- 0
0- 0
0- 0
0- 02- 7
2- 2
0- 5
0- 00- 0
0- 0
0- 0
0- 00- 0
0- 0
0- 0
0- 00- 0
0- 0
0- 0
0- 0CONFERENCE
HOME
AWAY
NEUTRAL0- 0
0- 0
0- 0
0- 00- 0
0- 0
0- 0
0- 00- 0
0- 0
0- 0
0- 0

RPI S Opponent Score

RPI S Opponent Score

31 A Minnesota 47 70
39 A Northeastern 54 69

RPI S Opponent Score

RPI S Opponent Score Team's RPI: 307

153 A South Fla. 36 79
199 H Holy Cross 74 62
207 A Boston U. 39 60
235 H Sacred Heart 60 71
245 H Dartmouth 42 62
249 A Brown 70 76
260 A Central Conn. St. 47 56
276 H Bryant 79 74
325 A North Dakota St. 51 56

LAST 12 Division I GAMES:

245 H Dartmouth 42 62 39 A Northeastern 54 69
260 A Central Conn. St. 47 56 235 H Sacred Heart 60 71
199 H Holy Cross 74 62 249 A Brown 70 76
153 A South Fla. 36 79 325 A North Dakota St. 51 56
207 A Boston U. 39 60 31 A Minnesota 47 70
276 H Bryant 79 74

Non-Div I Games:

U New England

68 44

New Hampshire

Average RPI Win:	160	WON-LOST	WINNING	LAST 10	STRENGTH OF	OPP. STRENGTH	TEAM	ADJ.	CONF.	ADJ CONF.
Average RPI Loss:	23	RECORD	PCT. RANK	GAMES	SCHEDULE	OF SCHEDULE	RPI	RPI	RPI	RPI
DIV. I ONLY	10- 1	17	9-1	112	39	25	25	9	9	
DIV. I NON-CONF.	10- 1	17	1- 0	112	39	25	25	9	9	

TOTALS	RPI 1-25	RPI 26-50	W-L RECORDS	RPI 51-100	RPI 101-150	RPI 150+				
10- 1	0- 1	0- 0	OVERALL	1- 0	5- 0	4- 0				
7- 1	0- 1	0- 0	HOME	1- 0	2- 0	4- 0				
3- 0	0- 0	0- 0	AWAY	0- 0	3- 0	0- 0				
0- 0	0- 0	0- 0	NEUTRAL	0- 0	0- 0	0- 0				
10- 1	0- 1	0- 0	NON-CONFERENCE	1- 0	5- 0	4- 0				
7- 1	0- 1	0- 0	HOME	1- 0	2- 0	4- 0				
3- 0	0- 0	0- 0	AWAY	0- 0	3- 0	0- 0				
0- 0	0- 0	0- 0	NEUTRAL	0- 0	0- 0	0- 0				
0- 0	0- 0	0- 0	CONFERENCE	0- 0	0- 0	0- 0				
0- 0	0- 0	0- 0	HOME	0- 0	0- 0	0- 0				
0- 0	0- 0	0- 0	AWAY	0- 0	0- 0	0- 0				
0- 0	0- 0	0- 0	NEUTRAL	0- 0	0- 0	0- 0				

RPI	S	Opponent	Score	RPI	S	Opponent	Score	RPI	S	Opponent	Score	RPI	S	Opponent	Score
23	H	Auburn	76 79					69	H	SFA	74 33	114	A	Houston	89 84
												128	H	Hartford	72 65
												140	A	New Mexico St.	75 50
												140	H	New Mexico St.	83 58
												142	A	Northern Ariz.	84 55
												167	H	Oklahoma	84 80
												187	H	Texas St.	82 51
												203	H	Sacramento St.	85 53
												308	H	UTEP	69 51
LAST 12 Division I GAMES:															
128	H	Hartford	72 65	69	H	SFA	74 33	140	H	New Mexico St.	83 58				
23	H	Auburn	76 79					167	H	Oklahoma	84 80				
203	H	Sacramento St.	85 53					114	A	Houston	89 84				
140	A	New Mexico St.	75 50					187	H	Texas St.	82 51				
142	A	Northern Ariz.	84 55												
308	H	UTEP	69 51												

Non-Div I Games:

New Mexico

Average RPI	Win:	297	WON-LOST	WINNING	LAST 10	STRENGTH OF	OPP. STRENGTH	TEAM	ADJ.	CONF.	ADJ CONF.
Average RPI	Loss:	75	RECORD	PCT. RANK	GAMES	SCHEDULE	OF SCHEDULE	RPI	RPI	RPI	RPI
DIV. I ONLY		5- 4		140	6-4	99	337	140	140	30	30
DIV. I NON-CONF.		5- 4		140	1- 0	99	337	140	140	30	30

TOTALS	RPI 1-25		RPI 26-50		W-L RECORDS	RPI 51-100		RPI 101-150		RPI 150+	
5- 4	0- 2		0- 0		OVERALL	0- 0		0- 2		5- 0	
1- 2	0- 1		0- 0		HOME	0- 0		0- 1		1- 0	
3- 1	0- 1		0- 0		AWAY	0- 0		0- 0		3- 0	
1- 1	0- 0		0- 0		NEUTRAL	0- 0		0- 1		1- 0	
5- 4	0- 2		0- 0		NON-CONFERENCE	0- 0		0- 2		5- 0	
1- 2	0- 1		0- 0		HOME	0- 0		0- 1		1- 0	
3- 1	0- 1		0- 0		AWAY	0- 0		0- 0		3- 0	
1- 1	0- 0		0- 0		NEUTRAL	0- 0		0- 1		1- 0	
0- 0	0- 0		0- 0		CONFERENCE	0- 0		0- 0		0- 0	
0- 0	0- 0		0- 0		HOME	0- 0		0- 0		0- 0	
0- 0	0- 0		0- 0		AWAY	0- 0		0- 0		0- 0	
0- 0	0- 0		0- 0		NEUTRAL	0- 0		0- 0		0- 0	

RPI 1-25				RPI 26-50				RPI 51-100				RPI 101+ Team's RPI: 140			
RPI	S	Opponent	Score	RPI	S	Opponent	Score	RPI	S	Opponent	Score	RPI	S	Opponent	Score
25	A	New Mexico	58 83									116	N	South Alabama	67 68
25	H	New Mexico	50 75									135	H	Abilene Christian	46 58
												185	H	Denver	66 64
												308	A	UTEP	69 65
												311	A	Western Mich.	66 54
												329	A	A&M-Corpus Christi	67 65
												351	N	Alcorn	82 64

LAST 12 Division I GAMES:															
329	A	A&M-Corpus Christi	67 65	351	N	Alcorn	82 64								
25	H	New Mexico	50 75	116	N	South Alabama	67 68								
185	H	Denver	66 64	311	A	Western Mich.	66 54								
25	A	New Mexico	58 83												
135	H	Abilene Christian	46 58												
308	A	UTEP	69 65												

Non-Div I Games: Tex. Permian Basin 70 38 Northern N.M. 101 51

New Mexico St.

Average RPI Win: 287

Average RPI Loss: 133

WON-LOST
RECORDWINNING
PCT. RANKLAST 10
GAMESSTRENGTH OF
SCHEDULEOPP. STRENGTH
OF SCHEDULETEAM
RPIADJ.
RPICONF.
RPIADJ CONF.
RPIDIV. I ONLY
DIV. I NON-CONF.1- 4
1- 4292
2924-4
0- 065
65276
276197
197197
19724
2424
24

TOTALS

RPI 1-25

RPI 26-50

W-L RECORDS

RPI 51-100

RPI 101-150

RPI 150+

1- 4 0- 1
0- 1 0- 0
1- 3 0- 1
0- 0 0- 00- 0
0- 0
0- 0
0- 0OVERALL
HOME
AWAY
NEUTRAL0- 1
0- 0
0- 1
0- 00- 1
0- 0
0- 1
0- 01- 1
0- 1
1- 0
0- 01- 4 0- 1
0- 1 0- 0
1- 3 0- 1
0- 0 0- 00- 0
0- 0
0- 0
0- 0NON-CONFERENCE
HOME
AWAY
NEUTRAL0- 1
0- 0
0- 1
0- 00- 1
0- 0
0- 1
0- 01- 1
0- 1
1- 0
0- 00- 0 0- 0
0- 0 0- 0
0- 0 0- 0
0- 0 0- 00- 0
0- 0
0- 0
0- 0CONFERENCE
HOME
AWAY
NEUTRAL0- 0
0- 0
0- 0
0- 00- 0
0- 0
0- 0
0- 00- 0
0- 0
0- 0
0- 0

RPI 1-25

RPI 26-50

RPI 51-100

RPI 101+

Team's RPI: 197

RPI S Opponent Score
19 A Mi ami (FL) 38 78

RPI S Opponent Score

RPI S Opponent Score
90 A Ri ce 56 67RPI S Opponent Score
115 A Pi ttsburgh 38 90
287 A Memphi s 66 59
309 H La. -Monroe 44 57

LAST 12 Division I GAMES:

19 A Mi ami (FL) 38 78
287 A Memphi s 66 59
90 A Ri ce 56 67
309 H La. -Monroe 44 57
115 A Pi ttsburgh 38 90

Non-Div I Games:

Dillard

68 59

Centenary (LA)

104 42

Trinity Baptist

93 38

New Orleans

Loss, Non-Conf, S Site, H Home A Away N Neutral

Average RPI Win:	274	WON-LOST	WINNING	LAST 10	STRENGTH OF	OPP. STRENGTH	TEAM	ADJ.	CONF.	ADJ CONF.
Average RPI Loss:	132	RECORD	PCT. RANK	GAMES	SCHEDULE	OF SCHEDULE	RPI	RPI	RPI	RPI
DIV. I ONLY	3- 7	252	3-7	278	55	290	290	27	27	
DIV. I NON-CONF.	3- 7	252	1- 0	278	55	290	290	27	27	

TOTALS	RPI 1-25	RPI 26-50	W-L RECORDS	RPI 51-100	RPI 101-150	RPI 150+				
3- 7	0- 2	0- 0	OVERALL	0- 1	0- 1	3- 3				
2- 2	0- 0	0- 0	HOME	0- 0	0- 0	2- 2				
0- 4	0- 2	0- 0	AWAY	0- 1	0- 0	0- 1				
1- 1	0- 0	0- 0	NEUTRAL	0- 0	0- 1	1- 0				
3- 7	0- 2	0- 0	NON-CONFERENCE	0- 1	0- 1	3- 3				
2- 2	0- 0	0- 0	HOME	0- 0	0- 0	2- 2				
0- 4	0- 2	0- 0	AWAY	0- 1	0- 0	0- 1				
1- 1	0- 0	0- 0	NEUTRAL	0- 0	0- 1	1- 0				
0- 0	0- 0	0- 0	CONFERENCE	0- 0	0- 0	0- 0				
0- 0	0- 0	0- 0	HOME	0- 0	0- 0	0- 0				
0- 0	0- 0	0- 0	AWAY	0- 0	0- 0	0- 0				
0- 0	0- 0	0- 0	NEUTRAL	0- 0	0- 0	0- 0				

RPI 1-25				RPI 26-50				RPI 51-100				RPI 101+				Team's RPI: 290
RPI	S	Opponent	Score	RPI	S	Opponent	Score	RPI	S	Opponent	Score	RPI	S	Opponent	Score	
7	A	Syracuse	45 94					58	A	Buffalo	61 88	121	N	Yale	64 67	
8	A	Iowa St.	35 95									211	H	Howard	61 68	
												238	H	St. Bonaventure	48 76	
												243	H	Coppin St.	71 69	
												246	H	Binghamton	79 72	
												280	A	Saint Joseph's	54 68	
												333	N	Morgan St.	67 57	

LAST 12 Division I GAMES:																
333	N	Morgan St.	67 57	280	A	Saint Joseph's	54 68									
121	N	Yale	64 67	58	A	Buffalo	61 88									
7	A	Syracuse	45 94	8	A	Iowa St.	35 95									
243	H	Coppin St.	71 69	238	H	St. Bonaventure	48 76									
246	H	Binghamton	79 72													
211	H	Howard	61 68													

Non-Div I Games:

Niagara

Average RPI Win:	275	WON-LOST	WINNING	LAST 10	STRENGTH OF	OPP. STRENGTH	TEAM	ADJ.	CONF.	ADJ CONF.
Average RPI Loss:	98	RECORD	PCT. RANK	GAMES	SCHEDULE	OF SCHEDULE	RPI	RPI	RPI	RPI
DIV. I ONLY	4- 6	212	6-4	204	140	179	179	24	24	
DIV. I NON-CONF.	4- 6	212	0- 1	204	140	179	179	24	24	

TOTALS	RPI 1-25	RPI 26-50	W-L RECORDS	RPI 51-100	RPI 101-150	RPI 150+				
4- 6	0- 2	0- 0	OVERALL	0- 2	0- 0	4- 2				
1- 0	0- 0	0- 0	HOME	0- 0	0- 0	1- 0				
2- 5	0- 2	0- 0	AWAY	0- 2	0- 0	2- 1				
1- 1	0- 0	0- 0	NEUTRAL	0- 0	0- 0	1- 1				
4- 6	0- 2	0- 0	NON-CONFERENCE	0- 2	0- 0	4- 2				
1- 0	0- 0	0- 0	HOME	0- 0	0- 0	1- 0				
2- 5	0- 2	0- 0	AWAY	0- 2	0- 0	2- 1				
1- 1	0- 0	0- 0	NEUTRAL	0- 0	0- 0	1- 1				
0- 0	0- 0	0- 0	CONFERENCE	0- 0	0- 0	0- 0				
0- 0	0- 0	0- 0	HOME	0- 0	0- 0	0- 0				
0- 0	0- 0	0- 0	AWAY	0- 0	0- 0	0- 0				
0- 0	0- 0	0- 0	NEUTRAL	0- 0	0- 0	0- 0				

RPI 1-25				RPI 26-50				RPI 51-100				RPI 101+ Team's RPI: 179			
RPI	S	Opponent	Score	RPI	S	Opponent	Score	RPI	S	Opponent	Score	RPI	S	Opponent	Score
10	A	Baylor	39 100					60	A	Tulane	46 71	187	A	Texas St.	67 72
23	A	Auburn	59 80					96	A	LSU	44 76	213	N	Delaware	56 71
												214	N	Texas Southern	58 57
												270	H	Mississippi Val.	72 47
												308	A	UTEP	58 56
												309	A	La.-Monroe	55 54

LAST 12 Division I GAMES:															
				96	A	LSU	44 76	213	N	Delaware	56 71				
				309	A	La.-Monroe	55 54	187	A	Texas St.	67 72				
				60	A	Tulane	46 71	23	A	Auburn	59 80				
				270	H	Mississippi Val.	72 47	10	A	Baylor	39 100				
				214	N	Texas Southern	58 57								
				308	A	UTEP	58 56								

Non-Div I Games: Southern-N.O. 86 49 William Carey 86 45

Nicholls St.

Average RPI Win: 286

Average RPI Loss: 174

WON-LOST
RECORDWINNING
PCT. RANKLAST 10
GAMESSTRENGTH OF
SCHEDULEOPP. STRENGTH
OF SCHEDULETEAM
RPIADJ.
RPICONF.
RPIADJ CONF.
RPIDIV. I ONLY
DIV. I NON-CONF.3- 7
3- 7252
2525-5
1- 0258
258224
224296
296296
29632
3232
32

TOTALS

RPI 1-25

RPI 26-50

W-L RECORDS

RPI 51-100

RPI 101-150

RPI 150+

3- 7

0- 1

0- 0

OVERALL

0- 0

0- 0

3- 6

2- 2

0- 0

0- 0

HOME

0- 0

0- 0

2- 2

0- 5

0- 1

0- 0

AWAY

0- 0

0- 0

0- 4

1- 0

0- 0

0- 0

NEUTRAL

0- 0

0- 0

1- 0

3- 7

0- 1

0- 0

NON-CONFERENCE

0- 0

0- 0

3- 6

2- 2

0- 0

0- 0

HOME

0- 0

0- 0

2- 2

0- 5

0- 1

0- 0

AWAY

0- 0

0- 0

0- 4

1- 0

0- 0

0- 0

NEUTRAL

0- 0

0- 0

1- 0

0- 0

0- 0

0- 0

CONFERENCE

0- 0

0- 0

0- 0

0- 0

0- 0

0- 0

HOME

0- 0

0- 0

0- 0

0- 0

0- 0

0- 0

AWAY

0- 0

0- 0

0- 0

0- 0

0- 0

0- 0

NEUTRAL

0- 0

0- 0

0- 0

RPI 1-25

RPI 26-50

RPI 51-100

RPI 101+

Team's RPI: 296

RPI	S	Opponent	Score
16	A	Old Dominion	53 69

RPI	S	Opponent	Score
-----	---	----------	-------

RPI	S	Opponent	Score
-----	---	----------	-------

RPI	S	Opponent	Score
160	H	William & Mary	44 55
164	A	Lehigh	41 62
172	H	Campbell	49 57
189	A	High Point	51 83
225	H	Navy	65 58
257	A	Ole Miss	42 60
259	A	La Salle	52 62
284	N	Liberty	66 53
348	H	Longwood	74 42

LAST 12 Division I GAMES:

259	A	La Salle	52	62	284	N	Liberty	66	53
164	A	Lehigh	41	62	160	H	William & Mary	44	55
172	H	Campbell	49	57	189	A	High Point	51	83
225	H	Navy	65	58	348	H	Longwood	74	42
16	A	Old Dominion	53	69					
257	A	Ole Miss	42	60					

Non-Div I Games:

Cheyney

93 40

Saint Augustine's 71 38

Norfolk St.

Average RPI Win: 231

Average RPI Loss: 83

WON-LOST
RECORDWINNING
PCT. RANKLAST 10
GAMESSTRENGTH OF
SCHEDULEOPP. STRENGTH
OF SCHEDULETEAM
RPIADJ.
RPICONF.
RPIADJ CONF.
RPIDIV. I ONLY
DIV. I NON-CONF.5- 1
5- 136
369-1
0- 0343
34319
19139
139139
13928
2828
28

TOTALS

RPI 1-25

RPI 26-50

W-L RECORDS

RPI 51-100

RPI 101-150

RPI 150+

5- 1

0- 0

0- 0

OVERALL

0- 1

0- 0

5- 0

1- 0

0- 0

0- 0

HOME

0- 0

0- 0

1- 0

3- 1

0- 0

0- 0

AWAY

0- 1

0- 0

3- 0

1- 0

0- 0

0- 0

NEUTRAL

0- 0

0- 0

1- 0

5- 1

0- 0

0- 0

NON-CONFERENCE

0- 1

0- 0

5- 0

1- 0

0- 0

0- 0

HOME

0- 0

0- 0

1- 0

3- 1

0- 0

0- 0

AWAY

0- 1

0- 0

3- 0

1- 0

0- 0

0- 0

NEUTRAL

0- 0

0- 0

1- 0

0- 0

0- 0

0- 0

CONFERENCE

0- 0

0- 0

0- 0

0- 0

0- 0

0- 0

HOME

0- 0

0- 0

0- 0

0- 0

0- 0

0- 0

AWAY

0- 0

0- 0

0- 0

0- 0

0- 0

0- 0

NEUTRAL

0- 0

0- 0

0- 0

RPI 1-25

RPI 26-50

RPI 51-100

RPI 101+

Team's RPI: 139

RPI S Opponent Score

RPI S Opponent Score

RPI S Opponent Score

RPI S Opponent Score

83 A Xavier 81 94

171 A Vanderbilt 74 71

201 H Alabama St. 68 42

220 N Southeast Mo. St. 80 67

270 A Mississippi Val. 86 72

295 A Western Caro. 89 66

LAST 12 Division I GAMES:

270 A Mississippi Val. 86 72

83 A Xavier 81 94

295 A Western Caro. 89 66

220 N Southeast Mo. St. 80 67

201 H Alabama St. 68 42

171 A Vanderbilt 74 71

Non-Div I Games:

Stillman

99 43

Martin Methodist

79 48

Lane

98 57

Blue Mountain (MS) 70 42

North Ala.

Loss, Non-Conf, S Site, H Home A Away N Neutral

Average RPI Win: 159

Average RPI Loss: 46

WON-LOST
RECORDWINNING
PCT. RANKLAST 10
GAMESSTRENGTH OF
SCHEDULEOPP. STRENGTH
OF SCHEDULETEAM
RPIADJ.
RPICONF.
RPIADJ CONF.
RPIDIV. I ONLY
DIV. I NON-CONF.8- 5
8- 5113
1135-5
0- 119
19155
15537
3737
371
11
1

TOTALS

RPI 1-25

RPI 26-50

W-L RECORDS

RPI 51-100

RPI 101-150

RPI 150+

8- 5

0- 2

1- 2

OVERALL

1- 0

2- 1

4- 0

4- 1

0- 0

0- 1

HOME

0- 0

2- 0

2- 0

1- 2

0- 0

0- 1

AWAY

0- 0

0- 1

1- 0

3- 2

0- 2

1- 0

NEUTRAL

1- 0

0- 0

1- 0

8- 5

0- 2

1- 2

NON-CONFERENCE

1- 0

2- 1

4- 0

4- 1

0- 0

0- 1

HOME

0- 0

2- 0

2- 0

1- 2

0- 0

0- 1

AWAY

0- 0

0- 1

1- 0

3- 2

0- 2

1- 0

NEUTRAL

1- 0

0- 0

1- 0

0- 0

0- 0

0- 0

CONFERENCE

0- 0

0- 0

0- 0

0- 0

0- 0

0- 0

HOME

0- 0

0- 0

0- 0

0- 0

0- 0

0- 0

AWAY

0- 0

0- 0

0- 0

0- 0

0- 0

0- 0

NEUTRAL

0- 0

0- 0

0- 0

RPI 1-25

RPI 26-50

Team's RPI: 37

RPI 51-100

RPI 101+

RPI	S	Opponent	Score
20	N	Kentucky	75 85
23	N	Auburn	81 86

RPI	S	Opponent	Score
38	H	Maine	73 85
40	A	Colorado	74 86
46	N	UCLA	83 49

RPI	S	Opponent	Score
90	N	Rice	71 50

RPI	S	Opponent	Score
107	A	Ohio St.	69 76
126	H	VCU	59 47
143	H	Kent St.	73 60
153	N	South Fla.	71 69
206	H	UNCW	82 55
233	A	Elon	100 69
272	H	UNC Greensboro	83 62

LAST 12 Division I GAMES:

23	N	Auburn	81 86	20	N	Kentucky	75 85
90	N	Rice	71 50	153	N	South Fla.	71 69
272	H	UNC Greensboro	83 62	46	N	UCLA	83 49
206	H	UNCW	82 55	40	A	Colorado	74 86
38	H	Maine	73 85	126	H	VCU	59 47
107	A	Ohio St.	69 76	143	H	Kent St.	73 60

North Carolina

North Carolina

Non-Div I Games:

North Carolina

Loss,
 Non-Conf,
 S Site,
 H Home
A Away
 N Neutral

Average RPI Win:	281	WON-LOST	WINNING	LAST 10	STRENGTH OF	OPP. STRENGTH	TEAM	ADJ.	CONF.	ADJ CONF.
Average RPI Loss:	122	RECORD	PCT. RANK	GAMES	SCHEDULE	OF SCHEDULE	RPI	RPI	RPI	RPI
DIV. I ONLY	4- 8	240	4-6	154	178	180	180	18	18	
DIV. I NON-CONF.	4- 8	240	1- 0	154	178	180	180	18	18	

TOTALS	RPI 1-25	RPI 26-50	W-L RECORDS	RPI 51-100	RPI 101-150	RPI 150+				
4- 8	0- 2	0- 0	OVERALL	0- 2	0- 1	4- 3				
0- 1	0- 0	0- 0	HOME	0- 0	0- 0	0- 1				
2- 7	0- 2	0- 0	AWAY	0- 2	0- 1	2- 2				
2- 0	0- 0	0- 0	NEUTRAL	0- 0	0- 0	2- 0				
4- 8	0- 2	0- 0	NON-CONFERENCE	0- 2	0- 1	4- 3				
0- 1	0- 0	0- 0	HOME	0- 0	0- 0	0- 1				
2- 7	0- 2	0- 0	AWAY	0- 2	0- 1	2- 2				
2- 0	0- 0	0- 0	NEUTRAL	0- 0	0- 0	2- 0				
0- 0	0- 0	0- 0	CONFERENCE	0- 0	0- 0	0- 0				
0- 0	0- 0	0- 0	HOME	0- 0	0- 0	0- 0				
0- 0	0- 0	0- 0	AWAY	0- 0	0- 0	0- 0				
0- 0	0- 0	0- 0	NEUTRAL	0- 0	0- 0	0- 0				

RPI 1-25				RPI 26-50				RPI 51-100				RPI 101+ Team's RPI: 180							
RPI	S	Opponent	Score	RPI	S	Opponent	Score	RPI	S	Opponent	Score	RPI	S	Opponent	Score				
7	A	Syracuse	49 85					71	A	UNI	60 64	131	A	Rhode Isl and	63 77				
8	A	Iowa St.	35 87					95	A	Penn St.	68 75	173	H	Milwaukee	46 64				
												240	A	Massachusetts	59 52				
												242	A	Stetson	63 74				
												247	A	Illinois St.	55 67				
												266	N	San Francisco	100 97				
												305	A	Valparaiso	62 56				
												311	N	Western Mich.	62 50				

LAST 12 Division I GAMES:																			
266	N	San Francisco	100 97	240	A	Massachusetts	59 52	131	A	Rhode Island	63 77								
311	N	Western Mich.	62 50	95	A	Penn St.	68 75	247	A	Illinois St.	55 67								
242	A	Stetson	63 74	305	A	Valparaiso	62 56	7	A	Syracuse	49 85								
8	A	Iowa St.	35 87																
173	H	Milwaukee	46 64																
71	A	UNI	60 64																

Non-Div I Games: Mayville St. 84 50

North Dakota

Average RPI Win:	306	WON-LOST	WINNING	LAST 10	STRENGTH OF	OPP. STRENGTH	TEAM	ADJ.	CONF.	ADJ CONF.
Average RPI Loss:	176	RECORD	PCT. RANK	GAMES	SCHEDULE	OF SCHEDULE	RPI	RPI	RPI	RPI
DIV. I ONLY	2- 9	298	2-8	283	221	325	325	18	18	
DIV. I NON-CONF.	2- 9	298	0- 1	283	221	325	325	18	18	

TOTALS	RPI 1-25	RPI 26-50	W-L RECORDS	RPI 51-100	RPI 101-150	RPI 150+				
2- 9	0- 0	0- 0	OVERALL	0- 0	0- 3	2- 6				
1- 3	0- 0	0- 0	HOME	0- 0	0- 1	1- 2				
1- 4	0- 0	0- 0	AWAY	0- 0	0- 2	1- 2				
0- 2	0- 0	0- 0	NEUTRAL	0- 0	0- 0	0- 2				
2- 9	0- 0	0- 0	NON-CONFERENCE	0- 0	0- 3	2- 6				
1- 3	0- 0	0- 0	HOME	0- 0	0- 1	1- 2				
1- 4	0- 0	0- 0	AWAY	0- 0	0- 2	1- 2				
0- 2	0- 0	0- 0	NEUTRAL	0- 0	0- 0	0- 2				
0- 0	0- 0	0- 0	CONFERENCE	0- 0	0- 0	0- 0				
0- 0	0- 0	0- 0	HOME	0- 0	0- 0	0- 0				
0- 0	0- 0	0- 0	AWAY	0- 0	0- 0	0- 0				
0- 0	0- 0	0- 0	NEUTRAL	0- 0	0- 0	0- 0				

RPI 1-25				RPI 26-50				RPI 51-100				RPI 101+				Team's RPI: 325
RPI	S	Opponent	Score	RPI	S	Opponent	Score	RPI	S	Opponent	Score	RPI	S	Opponent	Score	
												103	A	Paci fic	68	75
												105	H	Crei ghton	51	86
												118	A	Northern Ill.	63	81
												154	H	UMKC	59	69
												173	H	Mil waukee	55	57
												175	A	Wi sconsi n	53	64
												242	A	Stetson	59	60
												250	N	North Texas	78	92
												266	N	San Franci sco	42	75
												305	A	Val parai so	51	48
												307	H	New Hampshi re	56	51

LAST 12 Division I GAMES:																
				242	A	Stetson	59	60	250	N	North Texas	78	92			
				266	N	San Franci sco	42	75	103	A	Paci fic	68	75			
				305	A	Val parai so	51	48	175	A	Wi sconsi n	53	64			
				173	H	Mil waukee	55	57	307	H	New Hampshi re	56	51			
				154	H	UMKC	59	69	105	H	Crei ghton	51	86			
				118	A	Northern Ill.	63	81								

Non-Div I Games: Mayville St. 49 43

North Dakota St.

Average RPI Win:	335	WON-LOST	WINNING	LAST 10	STRENGTH OF	OPP. STRENGTH	TEAM	ADJ.	CONF.	ADJ CONF.
Average RPI Loss:	125	RECORD	PCT. RANK	GAMES	SCHEDULE	OF SCHEDULE	RPI	RPI	RPI	RPI
DIV. I ONLY	3- 5	225	5-5	257	233	281	281	28	28	
DIV. I NON-CONF.	3- 5	225	0- 0	257	233	281	281	28	28	

TOTALS	RPI 1-25	RPI 26-50	W-L RECORDS	RPI 51-100	RPI 101-150	RPI 150+				
3- 5	0- 2	0- 0	OVERALL	0- 0	0- 1	3- 2				
3- 1	0- 0	0- 0	HOME	0- 0	0- 0	3- 1				
0- 4	0- 2	0- 0	AWAY	0- 0	0- 1	0- 1				
0- 0	0- 0	0- 0	NEUTRAL	0- 0	0- 0	0- 0				
3- 5	0- 2	0- 0	NON-CONFERENCE	0- 0	0- 1	3- 2				
3- 1	0- 0	0- 0	HOME	0- 0	0- 0	3- 1				
0- 4	0- 2	0- 0	AWAY	0- 0	0- 1	0- 1				
0- 0	0- 0	0- 0	NEUTRAL	0- 0	0- 0	0- 0				
0- 0	0- 0	0- 0	CONFERENCE	0- 0	0- 0	0- 0				
0- 0	0- 0	0- 0	HOME	0- 0	0- 0	0- 0				
0- 0	0- 0	0- 0	AWAY	0- 0	0- 0	0- 0				
0- 0	0- 0	0- 0	NEUTRAL	0- 0	0- 0	0- 0				

RPI 1-25				RPI 26-50				RPI 51-100				RPI 101+ Team's RPI : 281											
RPI	S	Opponent	Score	RPI	S	Opponent	Score	RPI	S	Opponent	Score	RPI	S	Opponent	Score								
17	A	Indiana	52 75									123	A	Colorado St.	59 61								
22	A	Florida St.	53 74									227	A	Bethune-Cookman	60 76								
												234	H	Alabama A&M	62 63								
												320	H	FIU	62 53								
												337	H	Florida A&M	64 53								
												349	H	Charleston So.	82 76								

LAST 12 Division I GAMES:																							
227	A	Bethune-Cookman	60 76	234	H	Alabama A&M	62 63																
320	H	FIU	62 53	22	A	Florida St.	53 74																
123	A	Colorado St.	59 61																				
349	H	Charleston So.	82 76																				
17	A	Indiana	52 75																				
337	H	Florida A&M	64 53																				

Non-Div I Games: Trinity Baptist 99 40 Warner 67 36

North Florida

Average RPI Win:	271	WON-LOST	WINNING	LAST 10	STRENGTH OF	OPP. STRENGTH	TEAM	ADJ.	CONF.	ADJ CONF.
Average RPI Loss:	92	RECORD	PCT. RANK	GAMES	SCHEDULE	OF SCHEDULE	RPI	RPI	RPI	RPI

DIV. I ONLY	4- 5	191	5-5	245	111	250	250	15	15
DIV. I NON-CONF.	4- 5	191	1- 0	245	111	250	250	15	15

TOTALS	RPI 1-25	RPI 26-50	W-L RECORDS	RPI 51-100	RPI 101-150	RPI 150+			
4- 5	0- 0	0- 1	OVERALL	0- 3	0- 0	4- 1			
3- 2	0- 0	0- 0	HOME	0- 2	0- 0	3- 0			
0- 2	0- 0	0- 0	AWAY	0- 1	0- 0	0- 1			
1- 1	0- 0	0- 1	NEUTRAL	0- 0	0- 0	1- 0			
4- 5	0- 0	0- 1	NON-CONFERENCE	0- 3	0- 0	4- 1			
3- 2	0- 0	0- 0	HOME	0- 2	0- 0	3- 0			
0- 2	0- 0	0- 0	AWAY	0- 1	0- 0	0- 1			
1- 1	0- 0	0- 1	NEUTRAL	0- 0	0- 0	1- 0			
0- 0	0- 0	0- 0	CONFERENCE	0- 0	0- 0	0- 0			
0- 0	0- 0	0- 0	HOME	0- 0	0- 0	0- 0			
0- 0	0- 0	0- 0	AWAY	0- 0	0- 0	0- 0			
0- 0	0- 0	0- 0	NEUTRAL	0- 0	0- 0	0- 0			

RPI 1-25				RPI 26-50				RPI 51-100				RPI 101+ Team's RPI: 250			
RPI	S	Opponent	Score	RPI	S	Opponent	Score	RPI	S	Opponent	Score	RPI	S	Opponent	Score
				48	N	Wyomi ng	49 53	51	H	Texas	54 64	163	H	Missouri St.	83 76
								74	A	Kansas St.	42 60	204	A	SMU	66 73
								84	H	Utah St.	41 57	292	H	Houston Baptist	100 75
												303	H	CSU Bakersfield	71 59
												325	N	North Dakota St.	92 78
LAST 12 Division I GAMES:															
325	N	North Dakota St.	92 78	303	H	CSU Bakersfield	71 59	84	H	Utah St.	41 57	292	H	Houston Baptist	100 75
48	N	Wyoming	49 53	74	A	Kansas St.	42 60	163	H	Missouri St.	83 76	204	A	SMU	66 73
74	A	Kansas St.	42 60	51	H	Texas	54 64								

Non-Div I Games: Mid-Amer. Christian 82 35 Xavier (LA) 59 46

North Texas

Average RPI		Win: 200	WON-LOST RECORD	WINNING PCT. RANK	LAST 10 GAMES	STRENGTH OF SCHEDULE	OPP. STRENGTH OF SCHEDULE	TEAM RPI	ADJ. RPI	CONF. RPI	ADJ. CONF. RPI
Loss: 81											
DIV. I ONLY			9- 1	25	9-1	216	108	39	39	16	16
DIV. I NON-CONF.			9- 1	25	0- 1	216	108	39	39	16	16
TOTALS		RPI 1-25		RPI 26-50		W-L RECORDS		RPI 51-100	RPI 101-150		RPI 150+
9- 1	0- 0			0- 0		OVERALL	1- 1		2- 0		6- 0
5- 0	0- 0			0- 0		HOME	0- 0		1- 0		4- 0
4- 1	0- 0			0- 0		AWAY	1- 1		1- 0		2- 0
0- 0	0- 0			0- 0		NEUTRAL	0- 0		0- 0		0- 0
9- 1	0- 0			0- 0		NON-CONFERENCE	1- 1		2- 0		6- 0
5- 0	0- 0			0- 0		HOME	0- 0		1- 0		4- 0
4- 1	0- 0			0- 0		AWAY	1- 1		1- 0		2- 0
0- 0	0- 0			0- 0		NEUTRAL	0- 0		0- 0		0- 0
0- 0	0- 0			0- 0		CONFERENCE	0- 0		0- 0		0- 0
0- 0	0- 0			0- 0		HOME	0- 0		0- 0		0- 0
0- 0	0- 0			0- 0		AWAY	0- 0		0- 0		0- 0
0- 0	0- 0			0- 0		NEUTRAL	0- 0		0- 0		0- 0

[illegible]

Non-Div I Games:

Northeastern

Average RPI Win: 204

Average RPI Loss: 113

WON-LOST
RECORDWINNING
PCT. RANKLAST 10
GAMESSTRENGTH OF
SCHEDULEOPP. STRENGTH
OF SCHEDULETEAM
RPIADJ.
RPICONF.
RPIADJ CONF.
RPIDIV. I ONLY
DIV. I NON-CONF.4- 5
4- 5191
1914-5
0- 1119
119121
121142
142142
14211
1111
11

TOTALS

RPI 1-25

RPI 26-50

W-L RECORDS

RPI 51-100

RPI 101-150

RPI 150+

4- 5 0- 1
2- 1 0- 1
2- 3 0- 0
0- 1 0- 00- 0
0- 0
0- 0
0- 0OVERALL
HOME
AWAY
NEUTRAL1- 1
1- 0
0- 1
0- 01- 2
0- 0
1- 2
0- 02- 1
1- 0
1- 0
0- 14- 5 0- 1
2- 1 0- 1
2- 3 0- 0
0- 1 0- 00- 0
0- 0
0- 0
0- 0NON-CONFERENCE
HOME
AWAY
NEUTRAL1- 1
1- 0
0- 1
0- 01- 2
0- 0
1- 2
0- 02- 1
1- 0
1- 0
0- 10- 0 0- 0
0- 0 0- 0
0- 0 0- 0
0- 0 0- 00- 0
0- 0
0- 0
0- 0CONFERENCE
HOME
AWAY
NEUTRAL0- 0
0- 0
0- 0
0- 00- 0
0- 0
0- 0
0- 00- 0
0- 0
0- 0
0- 0

RPI 1-25

RPI 26-50

RPI 51-100

RPI 101+

Team's RPI: 142

RPI S Opponent Score
25 H New Mexico 55 84

RPI S Opponent Score

RPI S Opponent Score
99 H Fresno St. 86 73
100 A Washi ngton 59 81RPI S Opponent Score
111 A Ari zona 47 71
123 A Col orado St. 54 65
129 A Loyol a Marymount 63 62
204 N SMU 48 55
265 H Cal i forn i a Bapti st 91 88
322 A Seattl e U 65 58

LAST 12 Division I GAMES:

204 N SMU	48	55	129 A Loyol a Marymount	63	62
111 A Ari zona	47	71	265 H Cal i forn i a Bapti st	91	88
25 H New Mexico	55	84	100 A Washi ngton	59	81
123 A Col orado St.	54	65	322 A Seattl e U	65	58
			99 H Fresno St.	86	73

N
o
r
t
h
e
r
n
A
r
i
z
.N
o
r
t
h
e
r
n
A
r
i
z
.

Non-Div I Games:

Northern Ariz.

Average RPI Win:	182	WON-LOST	WINNING	LAST 10	STRENGTH OF	OPP. STRENGTH	TEAM	ADJ.	CONF.	ADJ CONF.
Average RPI Loss:	95	RECORD	PCT. RANK	GAMES	SCHEDULE	OF SCHEDULE	RPI	RPI	RPI	RPI
DIV. I ONLY	5- 4	140	5-4	126	94	78	78	11	11	
DIV. I NON-CONF.	5- 4	140	0- 1	126	94	78	78	11	11	

TOTALS	RPI 1-25	RPI 26-50	W-L RECORDS	RPI 51-100	RPI 101-150	RPI 150+				
5- 4	0- 0	0- 1	OVERALL	0- 2	2- 0	3- 1				
3- 0	0- 0	0- 0	HOME	0- 0	1- 0	2- 0				
2- 4	0- 0	0- 1	AWAY	0- 2	1- 0	1- 1				
0- 0	0- 0	0- 0	NEUTRAL	0- 0	0- 0	0- 0				
5- 4	0- 0	0- 1	NON-CONFERENCE	0- 2	2- 0	3- 1				
3- 0	0- 0	0- 0	HOME	0- 0	1- 0	2- 0				
2- 4	0- 0	0- 1	AWAY	0- 2	1- 0	1- 1				
0- 0	0- 0	0- 0	NEUTRAL	0- 0	0- 0	0- 0				
0- 0	0- 0	0- 0	CONFERENCE	0- 0	0- 0	0- 0				
0- 0	0- 0	0- 0	HOME	0- 0	0- 0	0- 0				
0- 0	0- 0	0- 0	AWAY	0- 0	0- 0	0- 0				
0- 0	0- 0	0- 0	NEUTRAL	0- 0	0- 0	0- 0				

RPI 1-25				RPI 26-50				RPI 51-100				RPI 101+			
RPI	S	Opponent	Score	RPI	S	Opponent	Score	RPI	S	Opponent	Score	RPI	S	Opponent	Score
				40	A	Colorado	69 77	53	A	BYU	50 70	123	A	Colorado St.	53 47
								96	A	LSU	57 62	134	H	Chattanooga	68 65
												185	H	Denver	74 66
												191	A	Air Force	57 69
												204	H	SMU	58 57
												266	A	San Francisco	68 63

LAST 12 Division I GAMES:															
134	H	Chattanooga	68 65	53	A	BYU	50 70								
204	H	SMU	58 57	96	A	LSU	57 62								
191	A	Air Force	57 69	40	A	Colorado	69 77								
266	A	San Francisco	68 63												
123	A	Colorado St.	53 47												
185	H	Denver	74 66												

Non-Div I Games:

Northern Colo.

Average RPI Win:	219	WON-LOST	WINNING	LAST 10	STRENGTH OF	OPP. STRENGTH	TEAM	ADJ.	CONF.	ADJ CONF.
Average RPI Loss:	58	RECORD	PCT. RANK	GAMES	SCHEDULE	OF SCHEDULE	RPI	RPI	RPI	RPI
DIV. I ONLY	7- 4	103	6-4	221	70	118	118	10	10	
DIV. I NON-CONF.	7- 4	103	1- 0	221	70	118	118	10	10	

TOTALS	RPI 1-25	RPI 26-50	W-L RECORDS	RPI 51-100	RPI 101-150	RPI 150+				
7- 4	0- 2	0- 0	OVERALL	1- 1	1- 1	5- 0				
5- 0	0- 0	0- 0	HOME	1- 0	1- 0	3- 0				
0- 4	0- 2	0- 0	AWAY	0- 1	0- 1	0- 0				
2- 0	0- 0	0- 0	NEUTRAL	0- 0	0- 0	2- 0				
7- 4	0- 2	0- 0	NON-CONFERENCE	1- 1	1- 1	5- 0				
5- 0	0- 0	0- 0	HOME	1- 0	1- 0	3- 0				
0- 4	0- 2	0- 0	AWAY	0- 1	0- 1	0- 0				
2- 0	0- 0	0- 0	NEUTRAL	0- 0	0- 0	2- 0				
0- 0	0- 0	0- 0	CONFERENCE	0- 0	0- 0	0- 0				
0- 0	0- 0	0- 0	HOME	0- 0	0- 0	0- 0				
0- 0	0- 0	0- 0	AWAY	0- 0	0- 0	0- 0				
0- 0	0- 0	0- 0	NEUTRAL	0- 0	0- 0	0- 0				

RPI	S	Opponent	Score	RPI	S	Opponent	Score	RPI	S	Opponent	Score	RPI	S	Opponent	Score	Team's RPI: 118
8	A	Iowa St.	60 70					71	H	UNI	70 59	121	H	Yale	89 80	
17	A	Indiana	73 91					79	A	Montana	70 86	127	A	Southern Ill.	73 82	
												200	H	Eastern Ill.	78 59	
												222	N	Nevada	98 69	
												262	N	Western Ill.	86 61	
												325	H	North Dakota St.	81 63	
												332	H	Chicago St.	114 52	

LAST 12 Division I GAMES:																
200	H	Eastern Ill.	78 59	222	N	Nevada	98 69	71	H	UNI	70 59					
262	N	Western Ill.	86 61	8	A	Iowa St.	60 70									
127	A	Southern Ill.	73 82	332	H	Chicago St.	114 52									
79	A	Montana	70 86	121	H	Yale	89 80									
325	H	North Dakota St.	81 63													
17	A	Indiana	73 91													

Non-Div I Games:

Northern Ill.

Average RPI Win:	0	WON-LOST	WINNING	LAST 10	STRENGTH OF	OPP. STRENGTH	TEAM	ADJ.	CONF.	ADJ CONF.
Average RPI Loss:	179	RECORD	PCT. RANK	GAMES	SCHEDULE	OF SCHEDULE	RPI	RPI	RPI	RPI
DIV. I ONLY	0- 9	333	1-9	75	343	315	315	13	13	
DIV. I NON-CONF.	0- 9	333	0- 1	75	343	315	315	13	13	

TOTALS	RPI 1-25	RPI 26-50	W-L RECORDS	RPI 51-100	RPI 101-150	RPI 150+				
0- 9	0- 1	0- 1	OVERALL	0- 0	0- 2	0- 5				
0- 2	0- 0	0- 1	HOME	0- 0	0- 0	0- 1				
0- 4	0- 1	0- 0	AWAY	0- 0	0- 2	0- 1				
0- 3	0- 0	0- 0	NEUTRAL	0- 0	0- 0	0- 3				
0- 9	0- 1	0- 1	NON-CONFERENCE	0- 0	0- 2	0- 5				
0- 2	0- 0	0- 1	HOME	0- 0	0- 0	0- 1				
0- 4	0- 1	0- 0	AWAY	0- 0	0- 2	0- 1				
0- 3	0- 0	0- 0	NEUTRAL	0- 0	0- 0	0- 3				
0- 0	0- 0	0- 0	CONFERENCE	0- 0	0- 0	0- 0				
0- 0	0- 0	0- 0	HOME	0- 0	0- 0	0- 0				
0- 0	0- 0	0- 0	AWAY	0- 0	0- 0	0- 0				
0- 0	0- 0	0- 0	NEUTRAL	0- 0	0- 0	0- 0				

RPI 1-25				RPI 26-50				RPI 51-100				RPI 101+ Team's RPI: 315			
RPI	S	Opponent	Score	RPI	S	Opponent	Score	RPI	S	Opponent	Score	RPI	S	Opponent	Score
9	A	Louisville	59 92	49	H	Belmont	53 71					133	A	Providence	43 48
												143	A	Kent St.	61 62
												205	N	Pepperdine	46 51
												218	N	Akron	60 77
												247	H	Illinois St.	53 58
												259	N	La Salle	56 74
												346	A	Austin Peay	48 52
LAST 12 Division I GAMES:															
346	A	Austin Peay	48 52	205	N	Pepperdine	46 51	133	A	Providence	43 48	259	N	La Salle	56 74
49	H	Belmont	53 71	143	A	Kent St.	61 62	9	A	Louisville	59 92	247	H	Illinois St.	53 58

Non-Div I Games: Alderson Broaddus 73 32

Northern Ky.

Average RPI Win:	176	WON-LOST	WINNING	LAST 10	STRENGTH OF	OPP. STRENGTH	TEAM	ADJ.	CONF.	ADJ CONF.
Average RPI Loss:	51	RECORD	PCT. RANK	GAMES	SCHEDULE	OF SCHEDULE	RPI	RPI	RPI	RPI
DIV. I ONLY	7- 4	103	6-4	127	41	94	94	4	4	
DIV. I NON-CONF.	7- 4	103	0- 1	127	41	94	94	4	4	

TOTALS	RPI 1-25	RPI 26-50	W-L RECORDS	RPI 51-100	RPI 101-150	RPI 150+				
7- 4	0- 1	2- 2	OVERALL	1- 0	0- 1	4- 0				
4- 2	0- 1	1- 0	HOME	1- 0	0- 1	2- 0				
2- 1	0- 0	1- 1	AWAY	0- 0	0- 0	1- 0				
1- 1	0- 0	0- 1	NEUTRAL	0- 0	0- 0	1- 0				
7- 4	0- 1	2- 2	NON-CONFERENCE	1- 0	0- 1	4- 0				
4- 2	0- 1	1- 0	HOME	1- 0	0- 1	2- 0				
2- 1	0- 0	1- 1	AWAY	0- 0	0- 0	1- 0				
1- 1	0- 0	0- 1	NEUTRAL	0- 0	0- 0	1- 0				
0- 0	0- 0	0- 0	CONFERENCE	0- 0	0- 0	0- 0				
0- 0	0- 0	0- 0	HOME	0- 0	0- 0	0- 0				
0- 0	0- 0	0- 0	AWAY	0- 0	0- 0	0- 0				
0- 0	0- 0	0- 0	NEUTRAL	0- 0	0- 0	0- 0				

RPI 1-25				RPI 26-50				RPI 51-100 Team's RPI: 94				RPI 101+			
RPI	S	Opponent	Score	RPI	S	Opponent	Score	RPI	S	Opponent	Score	RPI	S	Opponent	Score
12	H	Marquette	57 76	29	A	Green Bay	57 55	72	H	UT Martin	90 64	115	H	Pittsburgh	49 52
				34	N	Kansas	57 66					229	A	Florida	83 74
				42	A	DePaul	60 76					237	N	Wichita St.	65 43
				43	H	Duke	84 58					288	H	UIC	87 44
												332	H	Chicago St.	97 35
LAST 12 Division I GAMES:															
				34	N	Kansas	57 66	332	H	Chicago St.	97 35				
				237	N	Wichita St.	65 43	12	H	Marquette	57 76				
				288	H	UIC	87 44	42	A	DePaul	60 76				
				43	H	Duke	84 58	115	H	Pittsburgh	49 52				
				29	A	Green Bay	57 55	72	H	UT Martin	90 64				
								229	A	Florida	83 74				

Non-Div I Games:

Northwestern

Average RPI Win: 351
Average RPI Loss: 168

WON-LOST
RECORD

WINNING
PCT. RANK

LAST 10
GAMES

STRENGTH OF
SCHEDULE

OPP. STRENGTH
OF SCHEDULE

TEAM
RPI

ADJ.
RPI

CONF.
RPI

ADJ CONF.
RPI

DIV. I ONLY	1- 5	310	5-5	290	244	335	335	24	24
DIV. I NON-CONF.	1- 5	310	0- 0	290	244	335	335	24	24
<hr/>									
TOTALS	RPI 1-25	RPI 26-50	W-L RECORDS	RPI 51-100	RPI 101-150	RPI 150+			
1- 5	0- 0	0- 1	OVERALL	0- 1	0- 0	1- 3			
1- 1	0- 0	0- 0	HOME	0- 0	0- 0	1- 1			
0- 4	0- 0	0- 1	AWAY	0- 1	0- 0	0- 2			
0- 0	0- 0	0- 0	NEUTRAL	0- 0	0- 0	0- 0			
1- 5	0- 0	0- 1	NON-CONFERENCE	0- 1	0- 0	1- 3			
1- 1	0- 0	0- 0	HOME	0- 0	0- 0	1- 1			
0- 4	0- 0	0- 1	AWAY	0- 1	0- 0	0- 2			
0- 0	0- 0	0- 0	NEUTRAL	0- 0	0- 0	0- 0			
0- 0	0- 0	0- 0	CONFERENCE	0- 0	0- 0	0- 0			
0- 0	0- 0	0- 0	HOME	0- 0	0- 0	0- 0			
0- 0	0- 0	0- 0	AWAY	0- 0	0- 0	0- 0			
0- 0	0- 0	0- 0	NEUTRAL	0- 0	0- 0	0- 0			

RPI 1-25				RPI 26-50				RPI 51-100				RPI 101+ Team's RPI: 335			
RPI	S	Opponent	Score	RPI	S	Opponent	Score	RPI	S	Opponent	Score	RPI	S	Opponent	Score
				45	A	Arkansas	53 98	98	A	Al abama	73 87	167	A	Oklahoma	56 93
												221	A	Southern Mi ss.	54 69
												309	H	La. -Monroe	55 63
												351	H	Al corn	78 65
<hr/>															
LAST 12 Division I GAMES:															
				98	A	Al abama	73 87	351	H	Al corn	78 65				
				309	H	La. -Monroe	55 63	167	A	Oklahoma	56 93				
				221	A	Southern Mi ss.	54 69	45	A	Arkansas	53 98				

Non-Div I Games:

Loyola (LA)

71 66

Central Baptist

82 56

LeTourneau

100 40

Centenary (LA)

94 51

Northwestern St.

Loss, Non-Conf, S Site, H Home A Away N Neutral

Average RPI Win:	84	WON-LOST	WINNING	LAST 10	STRENGTH OF	OPP. STRENGTH	TEAM	ADJ.	CONF.	ADJ CONF.
Average RPI Loss:	3	RECORD	PCT. RANK	GAMES	SCHEDULE	OF SCHEDULE	RPI	RPI	RPI	RPI

DIV. I ONLY	10- 1	17	9-1	3	48	1	1	1	1
DIV. I NON-CONF.	10- 1	17	1- 0	3	48	1	1	1	1

TOTALS	RPI 1-25	RPI 26-50	W-L RECORDS	RPI 51-100	RPI 101-150	RPI 150+			
10- 1	3- 1	1- 0	OVERALL	3- 0	1- 0	2- 0			
5- 1	1- 1	0- 0	HOME	1- 0	1- 0	2- 0			
2- 0	0- 0	1- 0	AWAY	1- 0	0- 0	0- 0			
3- 0	2- 0	0- 0	NEUTRAL	1- 0	0- 0	0- 0			
10- 1	3- 1	1- 0	NON-CONFERENCE	3- 0	1- 0	2- 0			
5- 1	1- 1	0- 0	HOME	1- 0	1- 0	2- 0			
2- 0	0- 0	1- 0	AWAY	1- 0	0- 0	0- 0			
3- 0	2- 0	0- 0	NEUTRAL	1- 0	0- 0	0- 0			
0- 0	0- 0	0- 0	CONFERENCE	0- 0	0- 0	0- 0			
0- 0	0- 0	0- 0	HOME	0- 0	0- 0	0- 0			
0- 0	0- 0	0- 0	AWAY	0- 0	0- 0	0- 0			
0- 0	0- 0	0- 0	NEUTRAL	0- 0	0- 0	0- 0			

RPI 1-25	Team's RPI: 1	RPI 26-50	RPI 51-100	RPI 101+
RPI S Opponent Score	RPI S Opponent Score	RPI S Opponent Score	RPI S Opponent Score	RPI S Opponent Score
3 H UConn 71 89	42 A DePaul 101 77	61 N Oregon St. 91 81	137 H Harvard 103 58	
11 H Iowa 105 71		70 A Toledo 72 56	166 H Western Ky. 94 53	
14 N Drake 82 64		75 H Penn 75 55	246 H Binghamton 103 53	
18 N Gonzaga 81 65				
LAST 12 Division I GAMES:				
246 H Binghamton 103 53	61 N Oregon St. 91 81	14 N Drake 82 64	166 H Western Ky. 94 53	
70 A Toledo 72 56		75 H Penn 75 55	137 H Harvard 103 58	
3 H UConn 71 89				
11 H Iowa 105 71				
18 N Gonzaga 81 65				
42 A DePaul 101 77				

Non-Div I Games:

Notre Dame

Average RPI Win:	326	WON-LOST	WINNING	LAST 10	STRENGTH OF	OPP. STRENGTH	TEAM	ADJ.	CONF.	ADJ CONF.
Average RPI Loss:	116	RECORD	PCT. RANK	GAMES	SCHEDULE	OF SCHEDULE	RPI	RPI	RPI	RPI
DIV. I ONLY	1- 8	320	2-8	9	339	215	215	13	13	
DIV. I NON-CONF.	1- 8	320	0- 0	9	339	215	215	13	13	

TOTALS	RPI 1-25	RPI 26-50	W-L RECORDS	RPI 51-100	RPI 101-150	RPI 150+				
1- 8	0- 1	0- 1	OVERALL	0- 2	0- 2	1- 2				
1- 3	0- 1	0- 1	HOME	0- 1	0- 0	1- 0				
0- 4	0- 0	0- 0	AWAY	0- 1	0- 2	0- 1				
0- 1	0- 0	0- 0	NEUTRAL	0- 0	0- 0	0- 1				
1- 8	0- 1	0- 1	NON-CONFERENCE	0- 2	0- 2	1- 2				
1- 3	0- 1	0- 1	HOME	0- 1	0- 0	1- 0				
0- 4	0- 0	0- 0	AWAY	0- 1	0- 2	0- 1				
0- 1	0- 0	0- 0	NEUTRAL	0- 0	0- 0	0- 1				
0- 0	0- 0	0- 0	CONFERENCE	0- 0	0- 0	0- 0				
0- 0	0- 0	0- 0	HOME	0- 0	0- 0	0- 0				
0- 0	0- 0	0- 0	AWAY	0- 0	0- 0	0- 0				
0- 0	0- 0	0- 0	NEUTRAL	0- 0	0- 0	0- 0				

RPI 1-25				RPI 26-50				RPI 51-100				RPI 101+ Team' s RPI : 215			
RPI	S	Opponent	Score	RPI	S	Opponent	Score	RPI	S	Opponent	Score	RPI	S	Opponent	Score
17	H	Indiana	32 59	30	H	Michigan St.	58 102	57	A	Central Mich.	61 104	120	A	Bradley	64 73
								92	H	Michigan	59 85	143	A	Kent St.	65 75
												218	N	Akron	65 85
												247	A	Illinois St.	56 62
												326	H	Canisius	71 60
LAST 12 Division I GAMES:															
326	H	Canisius	71 60	92	H	Michigan	59 85								
143	A	Kent St.	65 75	30	H	Michigan St.	58 102								
218	N	Akron	65 85	120	A	Bradley	64 73								
17	H	Indiana	32 59	247	A	Illinois St.	56 62								
57	A	Central Mich.	61 104												

Non-Div I Games: Grace Bible (MI) 94 48 Rochester College 64 46

Oakland

Average RPI Win:	180	WON-LOST	WINNING	LAST 10	STRENGTH OF	OPP. STRENGTH	TEAM	ADJ.	CONF.	ADJ CONF.
Average RPI Loss:	0	RECORD	PCT. RANK	GAMES	SCHEDULE	OF SCHEDULE	RPI	RPI	RPI	RPI
DIV. I ONLY	9- 0	1	9-0	328	2	63	63	10	10	
DIV. I NON-CONF.	9- 0	1	1- 0	328	2	63	63	10	10	

TOTALS	RPI 1-25	RPI 26-50	W-L RECORDS	RPI 51-100	RPI 101-150	RPI 150+				
9- 0	0- 0	1- 0	OVERALL	2- 0	0- 0	6- 0				
6- 0	0- 0	0- 0	HOME	1- 0	0- 0	5- 0				
1- 0	0- 0	0- 0	AWAY	1- 0	0- 0	0- 0				
2- 0	0- 0	1- 0	NEUTRAL	0- 0	0- 0	1- 0				
9- 0	0- 0	1- 0	NON-CONFERENCE	2- 0	0- 0	6- 0				
6- 0	0- 0	0- 0	HOME	1- 0	0- 0	5- 0				
1- 0	0- 0	0- 0	AWAY	1- 0	0- 0	0- 0				
2- 0	0- 0	1- 0	NEUTRAL	0- 0	0- 0	1- 0				
0- 0	0- 0	0- 0	CONFERENCE	0- 0	0- 0	0- 0				
0- 0	0- 0	0- 0	HOME	0- 0	0- 0	0- 0				
0- 0	0- 0	0- 0	AWAY	0- 0	0- 0	0- 0				
0- 0	0- 0	0- 0	NEUTRAL	0- 0	0- 0	0- 0				

RPI	S	Opponent	Score	RPI	S	Opponent	Score	RPI	S	Opponent	Score	RPI	S	Opponent	Score
				33	N	Lamar University	87 62	59	A	IUPUI	73 66	206	H	UNCW	95 72
								77	H	Purdue	80 73	238	N	St. Bonaventure	70 53
												243	H	Coppin St.	87 62
												246	H	Binghamton	86 49
												258	H	Eastern Ky.	100 60
												264	H	Cleveland St.	72 54

LAST 12 Division I GAMES:															
				59	A	IUPUI	73 66	243	H	Coppin St.	87 62				
				246	H	Binghamton	86 49	77	H	Purdue	80 73				
				206	H	UNCW	95 72	264	H	Cleveland St.	72 54				
								33	N	Lamar University	87 62				
								238	N	St. Bonaventure	70 53				
								258	H	Eastern Ky.	100 60				

Non-Div I Games:

Ohio

Average RPI	Win:	175	WON-LOST	WINNING	LAST 10	STRENGTH OF	OPP. STRENGTH	TEAM	ADJ.	CONF.	ADJ CONF.
Average RPI	Loss:	63	RECORD	PCT. RANK	GAMES	SCHEDULE	OF SCHEDULE	RPI	RPI	RPI	RPI
DIV. I ONLY		4- 5		191	4-5	22	60	107	107	4	4
DIV. I NON-CONF.		4- 5		191	0- 1	22	60	107	107	4	4

TOTALS	RPI 1-25		RPI 26-50		W-L RECORDS	RPI 51-100		RPI 101-150		RPI 150+	
4- 5	0- 1		1- 2		OVERALL	0- 1		1- 0		2- 1	
4- 1	0- 0		1- 0		HOME	0- 0		1- 0		2- 1	
0- 2	0- 1		0- 0		AWAY	0- 1		0- 0		0- 0	
0- 2	0- 0		0- 2		NEUTRAL	0- 0		0- 0		0- 0	
4- 5	0- 1		1- 2		NON-CONFERENCE	0- 1		1- 0		2- 1	
4- 1	0- 0		1- 0		HOME	0- 0		1- 0		2- 1	
0- 2	0- 1		0- 0		AWAY	0- 1		0- 0		0- 0	
0- 2	0- 0		0- 2		NEUTRAL	0- 0		0- 0		0- 0	
0- 0	0- 0		0- 0		CONFERENCE	0- 0		0- 0		0- 0	
0- 0	0- 0		0- 0		HOME	0- 0		0- 0		0- 0	
0- 0	0- 0		0- 0		AWAY	0- 0		0- 0		0- 0	
0- 0	0- 0		0- 0		NEUTRAL	0- 0		0- 0		0- 0	

RPI 1-25				RPI 26-50				RPI 51-100				RPI 101+				Team's RPI: 107
RPI	S	Opponent	Score	RPI	S	Opponent	Score	RPI	S	Opponent	Score	RPI	S	Opponent	Score	
3	A	UConn	53 85	28	N	Virginia Tech	73 81	100	A	Washington	59 69	130	H	Cincinnati	69 56	
				32	N	Butler	53 66					153	H	South Fla.	47 71	
				37	H	North Carolina	76 69					229	H	Florida	46 41	
												302	H	Detroit Mercy	55 41	

LAST 12 Division I GAMES:																
				28	N	Virginia Tech	73 81	130	H	Cincinnati	69 56					
				32	N	Butler	53 66	37	H	North Carolina	76 69					
				229	H	Florida	46 41	3	A	UConn	53 85					
				100	A	Washington	59 69	302	H	Detroit Mercy	55 41					
								153	H	South Fla.	47 71					

Non-Div I Games:

Ohio St.

Oklahoma

Oklahoma				Through Games Of Dec. 21, 2018								
Average RPI	Win:	264	WON-LOST	WINNING	LAST 10	STRENGTH OF		OPP. STRENGTH	TEAM	ADJ.	CONF.	ADJ. CONF.
Average RPI	Loss:	68	RECORD	PCT. RANK	GAMES	SCHEDULE		OF SCHEDULE	RPI	RPI	RPI	RPI
DIV. I ONLY			3- 7	252	3-7	20		173	167	167	5	5
DIV. I NON-CONF.			3- 7	252	0- 1	20		173	167	167	5	5

TOTALS		RPI 1-25	RPI 26-50		W-L RECORDS		RPI 51-100		RPI 101-150		RPI 150+	
3- 7		0- 3	0- 1		OVERALL		0- 1		0- 1		3- 1	
3- 2		0- 1	0- 1		HOME		0- 0		0- 0		3- 0	
0- 3		0- 2	0- 0		AWAY		0- 0		0- 0		0- 1	
0- 2		0- 0	0- 0		NEUTRAL		0- 1		0- 1		0- 0	
3- 7		0- 3	0- 1		NON-CONFERENCE		0- 1		0- 1		3- 1	
3- 2		0- 1	0- 1		HOME		0- 0		0- 0		3- 0	
0- 3		0- 2	0- 0		AWAY		0- 0		0- 0		0- 1	
0- 2		0- 0	0- 0		NEUTRAL		0- 1		0- 1		0- 0	
0- 0		0- 0	0- 0		CONFERENCE		0- 0		0- 0		0- 0	
0- 0		0- 0	0- 0		HOME		0- 0		0- 0		0- 0	
0- 0		0- 0	0- 0		AWAY		0- 0		0- 0		0- 0	
0- 0		0- 0	0- 0		NEUTRAL		0- 0		0- 0		0- 0	

RPI 1-25				RPI 26-50				RPI 51-100				RPI 101+ Team's RPI: 167			
RPI	S	Opponent	Score	RPI	S	Opponent	Score	RPI	S	Opponent	Score	RPI	S	Opponent	Score
3	H	UConn	63 72	42	H	DePaul	76 87	88	N	Clemson	62 74	140	N	UAB	84 89
23	A	Auburn	79 95									153	A	South Fla.	70 87
25	A	New Mexico	80 84									166	H	Western Ky.	90 83
												291	H	Central Ark.	65 52
												335	H	Northwestern St.	93 56

LAST 12 Division I GAMES:															
3	H	UConn	63 72	88	N	Clemson	62 74	153	A	South Fla.	70 87	335	H	Northwestern St.	93 56
42	H	DePaul	76 87									166	H	Western Ky.	90 83
291	H	Central Ark.	65 52												
23	A	Auburn	79 95												
25	A	New Mexico	80 84												
140	N	UAB	84 89												

Non-Div I Games:

Oklahoma

Oklahoma

Average RPI Win:	195	WON-LOST	WINNING	LAST 10	STRENGTH OF	OPP. STRENGTH	TEAM	ADJ.	CONF.	ADJ CONF.
Average RPI Loss:	36	RECORD	PCT. RANK	GAMES	SCHEDULE	OF SCHEDULE	RPI	RPI	RPI	RPI
DIV. I ONLY	8- 2	50	8-2	262	26	109	109	5	5	
DIV. I NON-CONF.	8- 2	50	1- 0	262	26	109	109	5	5	

TOTALS	RPI 1-25	RPI 26-50	W-L RECORDS	RPI 51-100	RPI 101-150	RPI 150+				
8- 2	0- 0	0- 2	OVERALL	0- 0	1- 0	7- 0				
7- 1	0- 0	0- 1	HOME	0- 0	1- 0	6- 0				
1- 1	0- 0	0- 1	AWAY	0- 0	0- 0	1- 0				
0- 0	0- 0	0- 0	NEUTRAL	0- 0	0- 0	0- 0				
8- 2	0- 0	0- 2	NON-CONFERENCE	0- 0	1- 0	7- 0				
7- 1	0- 0	0- 1	HOME	0- 0	1- 0	6- 0				
1- 1	0- 0	0- 1	AWAY	0- 0	0- 0	1- 0				
0- 0	0- 0	0- 0	NEUTRAL	0- 0	0- 0	0- 0				
0- 0	0- 0	0- 0	CONFERENCE	0- 0	0- 0	0- 0				
0- 0	0- 0	0- 0	HOME	0- 0	0- 0	0- 0				
0- 0	0- 0	0- 0	AWAY	0- 0	0- 0	0- 0				
0- 0	0- 0	0- 0	NEUTRAL	0- 0	0- 0	0- 0				

RPI 1-25				RPI 26-50				RPI 51-100				RPI 101+ Team's RPI: 109			
RPI	S	Opponent	Score	RPI	S	Opponent	Score	RPI	S	Opponent	Score	RPI	S	Opponent	Score
				26	H	Tennessee	63 76					124	H	Oral Roberts	89 69
				46	A	UCLA	59 71					168	H	UC Riverside	76 51
												177	H	Prairie View	70 50
												186	H	Arkansas St.	62 60
												187	H	Texas St.	66 55
												192	H	Samford	82 62
												237	A	Wichita St.	60 47
												292	H	Houston Baptist	77 44
LAST 12 Division I GAMES:															
				26	H	Tennessee	63 76	124	H	Oral Roberts	89 69				
				187	H	Texas St.	66 55	46	A	UCLA	59 71				
				237	A	Wichita St.	60 47	292	H	Houston Baptist	77 44				
				192	H	Samford	82 62	186	H	Arkansas St.	62 60				
				177	H	Prairie View	70 50								
				168	H	UC Riverside	76 51								

Average RPI Win: 158 WON-LOST RECORD WINNING PCT. RANK LAST 10 GAMES STRENGTH OF SCHEDULE OPP. STRENGTH OF SCHEDULE TEAM RPI ADJ. RPI CONF. RPI ADJ. CONF. RPI

DIV. I ONLY	8- 2	50	8-2	31	133	16	16	15	15
DIV. I NON-CONF.	8- 2	50	1- 0	31	133	16	16	15	15
TOTALS	RPI 1-25	RPI 26-50	W-L RECORDS	RPI 51-100	RPI 101-150	RPI 150+			
8- 2	0- 1	0- 0	OVERALL	2- 0	2- 0	4- 1			
3- 1	0- 0	0- 0	HOME	0- 0	1- 0	2- 1			
3- 1	0- 1	0- 0	AWAY	1- 0	1- 0	1- 0			
2- 0	0- 0	0- 0	NEUTRAL	1- 0	0- 0	1- 0			
8- 2	0- 1	0- 0	NON-CONFERENCE	2- 0	2- 0	4- 1			
3- 1	0- 0	0- 0	HOME	0- 0	1- 0	2- 1			
3- 1	0- 1	0- 0	AWAY	1- 0	1- 0	1- 0			
2- 0	0- 0	0- 0	NEUTRAL	1- 0	0- 0	1- 0			
0- 0	0- 0	0- 0	CONFERENCE	0- 0	0- 0	0- 0			
0- 0	0- 0	0- 0	HOME	0- 0	0- 0	0- 0			
0- 0	0- 0	0- 0	AWAY	0- 0	0- 0	0- 0			
0- 0	0- 0	0- 0	NEUTRAL	0- 0	0- 0	0- 0			

RPI	S	Opponent	Score	RPI	S	Opponent	Score	RPI	S	Opponent	Score
4	A	NC State	56 85					60	A	Tulane	56 48
								85	N	Tennessee Tech	80 73
								126	H	VCU	60 57
								130	A	Cincinnati	76 72
								152	H	Virginia	67 73
								160	H	William & Mary	83 69
								172	A	Campbell	83 59
								232	N	Jacksonville	78 76
								296	H	Norfolk St.	69 53
LAST 12 Division I GAMES:											
232	N	Jacksonville	78 76	60	A	Tulane	56 48	126	H	VCU	60 57
152	H	Virginia	67 73	126	H	VCU	60 57	160	H	William & Mary	83 69
130	A	Cincinnati	76 72	4	A	NC State	56 85	172	A	Campbell	83 59
296	H	Norfolk St.	69 53	85	N	Tennessee Tech	80 73				

Non-Div I Games:

Old Dominion

O
l
e
M
i
s
s

Ole Miss				Through Games Of Dec. 21, 2018						
Average RPI Win:	300	WON-LOST RECORD	WINNING PCT. RANK	LAST 10 GAMES	STRENGTH OF SCHEDULE	OPP. STRENGTH OF SCHEDULE	TEAM RPI	ADJ. RPI	CONF. RPI	ADJ CONF. RPI
Average RPI Loss:	100									
DIV. I ONLY		5- 8	224	3-7	144	274	257	257	6	6
DIV. I NON-CONF.		5- 8	224	0- 1	144	274	257	257	6	6

TOTALS	RPI 1-25		RPI 26-50		W-L RECORDS		RPI 51-100		RPI 101-150	RPI 150+
5- 8	0- 1		0- 0		OVERALL		0- 4		0- 0	5- 3
5- 4	0- 0		0- 0		HOME		0- 2		0- 0	5- 2
0- 1	0- 0		0- 0		AWAY		0- 0		0- 0	0- 1
0- 3	0- 1		0- 0		NEUTRAL		0- 2		0- 0	0- 0
5- 8	0- 1		0- 0		NON-CONFERENCE		0- 4		0- 0	5- 3
5- 4	0- 0		0- 0		HOME		0- 2		0- 0	5- 2
0- 1	0- 0		0- 0		AWAY		0- 0		0- 0	0- 1
0- 3	0- 1		0- 0		NEUTRAL		0- 2		0- 0	0- 0
0- 0	0- 0		0- 0		CONFERENCE		0- 0		0- 0	0- 0
0- 0	0- 0		0- 0		HOME		0- 0		0- 0	0- 0
0- 0	0- 0		0- 0		AWAY		0- 0		0- 0	0- 0
0- 0	0- 0		0- 0		NEUTRAL		0- 0		0- 0	0- 0

RPI 1-25				RPI 26-50				RPI 51-100				RPI 101+ Team's RPI: 257			
RPI	S	Opponent	Score	RPI	S	Opponent	Score	RPI	S	Opponent	Score	RPI	S	Opponent	Score
3	N	UConn	50 90					59	H	IUPUI	58 66	155	A	Louisiana Tech	71 80
								76	H	TCU	50 55	170	H	Jacksonville St.	49 60
								77	N	Purdue	59 70	182	H	Troy	54 71
								80	N	St. John's (NY)	59 64	212	H	Temple	62 55
												296	H	Norfolk St.	60 42
												311	H	Western Mich.	69 66
												336	H	Louisiana	79 57
												345	H	Savannah St.	74 51
LAST 12 Division I GAMES:															
182	H	Troy	54 71	155	A	Louisiana Tech	71 80								
77	N	Purdue	59 70	336	H	Louisiana	79 57								
3	N	UConn	50 90	345	H	Savannah St.	74 51								
311	H	Western Mich.	69 66	170	H	Jacksonville St.	49 60								
212	H	Temple	62 55	76	H	TCU	50 55								
59	H	IUPUI	58 66	80	N	St. John's (NY)	59 64								

Non-Div I Games:

Ole Miss

O
l
e
M
i
s
s

Average RPI Win: 312
Average RPI Loss: 117

WON-LOST
RECORD

WINNING
PCT. RANK

LAST 10
GAMES

STRENGTH OF
SCHEDULE

OPP. STRENGTH
OF SCHEDULE

TEAM
RPI

ADJ.
RPI

CONF.
RPI

ADJ CONF.
RPI

DIV. I ONLY	4- 7	229	4-6	277	220	275	275	18	18
DIV. I NON-CONF.	4- 7	229	1- 0	277	220	275	275	18	18
TOTALS	RPI 1-25	RPI 26-50	W-L RECORDS	RPI 51-100	RPI 101-150	RPI 150+			
4- 7	0- 0	0- 0	OVERALL	0- 2	0- 4	4- 1			
2- 2	0- 0	0- 0	HOME	0- 0	0- 2	2- 0			
1- 4	0- 0	0- 0	AWAY	0- 2	0- 2	1- 0			
1- 1	0- 0	0- 0	NEUTRAL	0- 0	0- 0	1- 1			
4- 7	0- 0	0- 0	NON-CONFERENCE	0- 2	0- 4	4- 1			
2- 2	0- 0	0- 0	HOME	0- 0	0- 2	2- 0			
1- 4	0- 0	0- 0	AWAY	0- 2	0- 2	1- 0			
1- 1	0- 0	0- 0	NEUTRAL	0- 0	0- 0	1- 1			
0- 0	0- 0	0- 0	CONFERENCE	0- 0	0- 0	0- 0			
0- 0	0- 0	0- 0	HOME	0- 0	0- 0	0- 0			
0- 0	0- 0	0- 0	AWAY	0- 0	0- 0	0- 0			
0- 0	0- 0	0- 0	NEUTRAL	0- 0	0- 0	0- 0			

RPI 1-25				RPI 26-50				RPI 51-100				RPI 101+ Team's RPI: 275					
RPI	S	Opponent	Score	RPI	S	Opponent	Score	RPI	S	Opponent	Score	RPI	S	Opponent	Score		
								71	A	UNI	50	79	105	A	Creighton	51	66
								74	A	Kansas St.	46	61	120	H	Bradley	60	80
													131	A	Montana St.	56	59
													146	H	CSUN	52	64
													172	N	Campbell	52	65
													302	A	Detroit Mercy	51	42
													303	H	CSU Bakersfield	53	46
													306	H	USC Upstate	96	69
													337	N	Florida A&M	57	50
LAST 12 Division I GAMES:																	
				337	N	Florida A&M	57	50	71	A	UNI	50	79				
				172	N	Campbell	52	65	131	A	Montana St.	56	59				
				146	H	CSUN	52	64	120	H	Bradley	60	80				
				74	A	Kansas St.	46	61	303	H	CSU Bakersfield	53	46				
				306	H	USC Upstate	96	69	105	A	Creighton	51	66				
									302	A	Detroit Mercy	51	42				

Non-Div I Games: Graceland (IA) 81 39

Omaha

Average RPI Win:	203	WON-LOST	WINNING	LAST 10	STRENGTH OF	OPP. STRENGTH	TEAM	ADJ.	CONF.	ADJ CONF.
Average RPI Loss:	84	RECORD	PCT. RANK	GAMES	SCHEDULE	OF SCHEDULE	RPI	RPI	RPI	RPI
DIV. I ONLY	5- 6	178	6-4	96	104	124	124	18	18	
DIV. I NON-CONF.	5- 6	178	0- 1	96	104	124	124	18	18	

TOTALS	RPI 1-25	RPI 26-50	W-L RECORDS	RPI 51-100	RPI 101-150	RPI 150+				
5- 6	0- 1	0- 2	OVERALL	0- 0	0- 2	5- 1				
2- 2	0- 0	0- 0	HOME	0- 0	0- 1	2- 1				
3- 4	0- 1	0- 2	AWAY	0- 0	0- 1	3- 0				
0- 0	0- 0	0- 0	NEUTRAL	0- 0	0- 0	0- 0				
5- 6	0- 1	0- 2	NON-CONFERENCE	0- 0	0- 2	5- 1				
2- 2	0- 0	0- 0	HOME	0- 0	0- 1	2- 1				
3- 4	0- 1	0- 2	AWAY	0- 0	0- 1	3- 0				
0- 0	0- 0	0- 0	NEUTRAL	0- 0	0- 0	0- 0				
0- 0	0- 0	0- 0	CONFERENCE	0- 0	0- 0	0- 0				
0- 0	0- 0	0- 0	HOME	0- 0	0- 0	0- 0				
0- 0	0- 0	0- 0	AWAY	0- 0	0- 0	0- 0				
0- 0	0- 0	0- 0	NEUTRAL	0- 0	0- 0	0- 0				

RPI 1-25				RPI 26-50				RPI 51-100				RPI 101+ Team's RPI: 124			
RPI	S	Opponent	Score	RPI	S	Opponent	Score	RPI	S	Opponent	Score	RPI	S	Opponent	Score
11	A	Iowa	77 90	34	A	Kansas	58 70					109	A	Oklahoma St.	69 89
				45	A	Arkansas	61 74					138	H	UT Arlington	62 80
												154	H	UMKC	75 64
												165	H	Tulsa	68 76
												176	A	Sam Houston St.	73 62
												187	A	Texas St.	81 64
												208	H	Southern Utah	64 59
												292	A	Houston Baptist	74 56

LAST 12 Division I GAMES:															
109	A	Oklahoma St.	69 89	176	A	Sam Houston St.	73 62	138	H	UT Arlington	62 80	208	H	Southern Utah	64 59
292	A	Houston Baptist	74 56	45	A	Arkansas	61 74	187	A	Texas St.	81 64	154	H	UMKC	75 64
165	H	Tulsa	68 76	11	A	Iowa	77 90								
34	A	Kansas	58 70												

Non-Div I Games: Harris-Stowe 74 46 Cent. Christian (KS) 47

Oral Roberts

Average RPI Win: 98

Average RPI Loss: 30

WON-LOST
RECORDWINNING
PCT. RANKLAST 10
GAMESSTRENGTH OF
SCHEDULEOPP. STRENGTH
OF SCHEDULETEAM
RPIADJ.
RPICONF.
RPIADJ CONF.
RPIDIV. I ONLY
DIV. I NON-CONF.10- 1
10- 117
179-1
1- 018
1829
292
22
22
22
2

TOTALS

RPI 1-25

RPI 26-50

W-L RECORDS

RPI 51-100

RPI 101-150

RPI 150+

10- 1

2- 0

1- 1

OVERALL

4- 0

0- 0

3- 0

6- 0

2- 0

0- 0

HOME

2- 0

0- 0

2- 0

3- 1

0- 0

1- 1

AWAY

2- 0

0- 0

0- 0

1- 0

0- 0

0- 0

NEUTRAL

0- 0

0- 0

1- 0

10- 1

2- 0

1- 1

NON-CONFERENCE

4- 0

0- 0

3- 0

6- 0

2- 0

0- 0

HOME

2- 0

0- 0

2- 0

3- 1

0- 0

1- 1

AWAY

2- 0

0- 0

0- 0

1- 0

0- 0

0- 0

NEUTRAL

0- 0

0- 0

1- 0

0- 0

0- 0

0- 0

CONFERENCE

0- 0

0- 0

0- 0

0- 0

0- 0

0- 0

HOME

0- 0

0- 0

0- 0

0- 0

0- 0

0- 0

AWAY

0- 0

0- 0

0- 0

0- 0

0- 0

0- 0

NEUTRAL

0- 0

0- 0

0- 0

RPI 1-25

Team's RPI: 2

RPI 26-50

RPI 51-100

RPI 101+

RPI	S	Opponent	Score
7	H	Syracuse	75 73
13	H	Mississippi St.	82 74

RPI	S	Opponent	Score
30	A	Michigan St.	82 88
35	A	South Dakota St.	87 79

RPI	S	Opponent	Score
52	A	Saint Mary's (CA)	79 55
58	H	Buffalo	102 82
84	A	Utah St.	88 58
97	H	UC Irvine	115 69

RPI	S	Opponent	Score
168	N	UC Riverside	94 44
191	H	Air Force	82 36
273	H	Long Beach St.	110 48

LAST 12 Division I GAMES:

97	H	UC Irvine	115 69	35	A	South Dakota St.	87 79
191	H	Air Force	82 36	30	A	Michigan St.	82 88
13	H	Mississippi St.	82 74	273	H	Long Beach St.	110 48
84	A	Utah St.	88 58	52	A	Saint Mary's (CA)	79 55
7	H	Syracuse	75 73	168	N	UC Riverside	94 44
				58	H	Buffalo	102 82

O
r
e
g
o
nO
r
e
g
o
n

Non-Div I Games: Alas. Fairbanks 115 36

Oregon

Average RPI Win:	167	WON-LOST	WINNING	LAST 10	STRENGTH OF	OPP. STRENGTH	TEAM	ADJ.	CONF.	ADJ CONF.
Average RPI Loss:	19	RECORD	PCT. RANK	GAMES	SCHEDULE	OF SCHEDULE	RPI	RPI	RPI	RPI
DIV. I ONLY	9- 2	41	8-2	205	6	61	61	2	2	
DIV. I NON-CONF.	9- 2	41	0- 1	205	6	61	61	2	2	

TOTALS	RPI 1-25	RPI 26-50	W-L RECORDS	RPI 51-100	RPI 101-150	RPI 150+				
9- 2	0- 1	1- 1	OVERALL	2- 0	1- 0	5- 0				
6- 0	0- 0	1- 0	HOME	1- 0	1- 0	3- 0				
0- 0	0- 0	0- 0	AWAY	0- 0	0- 0	0- 0				
3- 2	0- 1	0- 1	NEUTRAL	1- 0	0- 0	2- 0				
9- 2	0- 1	1- 1	NON-CONFERENCE	2- 0	1- 0	5- 0				
6- 0	0- 0	1- 0	HOME	1- 0	1- 0	3- 0				
0- 0	0- 0	0- 0	AWAY	0- 0	0- 0	0- 0				
3- 2	0- 1	0- 1	NEUTRAL	1- 0	0- 0	2- 0				
0- 0	0- 0	0- 0	CONFERENCE	0- 0	0- 0	0- 0				
0- 0	0- 0	0- 0	HOME	0- 0	0- 0	0- 0				
0- 0	0- 0	0- 0	AWAY	0- 0	0- 0	0- 0				
0- 0	0- 0	0- 0	NEUTRAL	0- 0	0- 0	0- 0				

RPI 1-25				RPI 26-50				RPI 51-100				RPI 101+			
RPI	S	Opponent	Score	RPI	S	Opponent	Score	RPI	S	Opponent	Score	RPI	S	Opponent	Score
1	N	Notre Dame	81 91	36	N	Texas A&M	70 76	52	H	Saint Mary's (CA)	89 56	150	H	Santa Clara	82 31
				43	H	Duke	71 57	68	N	South Carolina	70 68	166	N	Western Ky.	74 60
												190	H	Ark. -Pine Bluff	89 33
												259	H	La Salle	100 46
												261	N	Eastern Wash.	93 45
												313	H	Cal Poly	79 54

LAST 12 Division I GAMES:															
		1 N Notre Dame	81 91			261 N Eastern Wash.	93 45								
		68 N South Carolina	70 68			150 H Santa Clara	82 31								
		43 H Duke	71 57			259 H La Salle	100 46								
		36 N Texas A&M	70 76			166 N Western Ky.	74 60								
		313 H Cal Poly	79 54			52 H Saint Mary's (CA)	89 56								
						190 H Ark. -Pine Bluff	89 33								

Non-Div I Games:

Oregon St.

Pacific

Paci fic				Through Games Of Dec. 21, 2018											
Average RPI	Win:	229	WON-LOST	WINNING	LAST 10	STRENGTH OF	OPP. STRENGTH	TEAM	ADJ.	CONF.	ADJ CONF.				
Average RPI	Loss:	20	RECORD	PCT. RANK	GAMES	SCHEDULE	OF SCHEDULE	RPI	RPI	RPI	RPI				
DIV. I ONLY			6- 3	94	6-3	209	66	103	103	7	7				
DIV. I NON-CONF.			6- 3	94	0- 1	209	66	103	103	7	7				

TOTALS		RPI 1-25	RPI 26-50		W-L RECORDS	RPI 51-100		RPI 101-150	RPI 150+						
6- 3		0- 2	1- 1		OVERALL	0- 0		1- 0	4- 0						
4- 0		0- 0	1- 0		HOME	0- 0		0- 0	3- 0						
2- 2		0- 1	0- 1		AWAY	0- 0		1- 0	1- 0						
0- 1		0- 1	0- 0		NEUTRAL	0- 0		0- 0	0- 0						
6- 3		0- 2	1- 1		NON-CONFERENCE	0- 0		1- 0	4- 0						
4- 0		0- 0	1- 0		HOME	0- 0		0- 0	3- 0						
2- 2		0- 1	0- 1		AWAY	0- 0		1- 0	1- 0						
0- 1		0- 1	0- 0		NEUTRAL	0- 0		0- 0	0- 0						
0- 0		0- 0	0- 0		CONFERENCE	0- 0		0- 0	0- 0						
0- 0		0- 0	0- 0		HOME	0- 0		0- 0	0- 0						
0- 0		0- 0	0- 0		AWAY	0- 0		0- 0	0- 0						
0- 0		0- 0	0- 0		NEUTRAL	0- 0		0- 0	0- 0						

RPI 1-25				RPI 26-50				RPI 51-100				RPI 101+ Team's RPI: 103			
RPI	S	Opponent	Score	RPI	S	Opponent	Score	RPI	S	Opponent	Score	RPI	S	Opponent	Score
6	N	Cal i forni a	69 81	33	A	Lamar Uni versi ty	66 82					104	A	UC Davi s	83 80
21	A	UCF	57 64	48	H	Wyomi ng	70 64					285	H	UC Santa Barbara	69 53

LAST 12 Di vi si on I GAMES:															
				33 A Lamar Uni versi ty 66 82				48 H Wyomi ng 70 64							
				21 A UCF 57 64				325 H North Dakota St. 75 68							
				285 H UC Santa Barbara 69 53				6 N Cal i forni a 69 81							
				322 H Seattle U 75 61				104 A UC Davi s 83 80							
				289 A San Jose St. 91 67											

Pacific

Non-Di v I Games:

Paci fi c

Average RPI Win: 171

Average RPI Loss: 48

WON-LOST
RECORDWINNING
PCT. RANKLAST 10
GAMESSTRENGTH OF
SCHEDULEOPP. STRENGTH
OF SCHEDULETEAM
RPIADJ.
RPICONF.
RPIADJ CONF.
RPIDIV. I ONLY
DIV. I NON-CONF.7- 4
7- 4103
1036-4
1- 058
5881
8195
9595
954
44
4

TOTALS

RPI 1-25

RPI 26-50

W-L RECORDS

RPI 51-100

RPI 101-150

RPI 150+

7- 4

0- 2

0- 0

OVERALL

1- 1

2- 1

4- 0

6- 3

0- 1

0- 0

HOME

1- 1

1- 1

4- 0

1- 1

0- 1

0- 0

AWAY

0- 0

1- 0

0- 0

0- 0

0- 0

0- 0

NEUTRAL

0- 0

0- 0

0- 0

7- 4

0- 2

0- 0

NON-CONFERENCE

1- 1

2- 1

4- 0

6- 3

0- 1

0- 0

HOME

1- 1

1- 1

4- 0

1- 1

0- 1

0- 0

AWAY

0- 0

1- 0

0- 0

0- 0

0- 0

0- 0

NEUTRAL

0- 0

0- 0

0- 0

0- 0

0- 0

0- 0

CONFERENCE

0- 0

0- 0

0- 0

0- 0

0- 0

0- 0

HOME

0- 0

0- 0

0- 0

0- 0

0- 0

0- 0

AWAY

0- 0

0- 0

0- 0

0- 0

0- 0

0- 0

NEUTRAL

0- 0

0- 0

0- 0

RPI 1-25

RPI 26-50

RPI 51-100

Team's RPI: 95

RPI 101+

RPI	S	Opponent	Score
6	H	Cal i forn i a	58 75
22	A	Fl ori da St.	58 87

RPI	S	Opponent	Score
-----	---	----------	-------

RPI	S	Opponent	Score
54	H	Duquesne	58 64
87	H	Princeton	79 71

RPI	S	Opponent	Score
108	H	Stony Brook	70 81
133	H	Providence	74 72
145	A	Fordham	72 55
180	H	North Dakota	75 68
184	H	American	80 59
232	H	Jacksonville	80 61
238	H	St. Bonaventure	80 65

LAST 12 Division I GAMES:

108	H	Stony Brook	70	81	184	H	American	80	59
180	H	North Dakota	75	68	238	H	St. Bonaventure	80	65
87	H	Princeton	79	71	54	H	Duquesne	58	64
145	A	Fordham	72	55	232	H	Jacksonville	80	61
6	H	Cal i forn i a	58	75	22	A	Fl ori da St.	58	87
133	H	Providence	74	72					

Non-Div I Games:

Penn St.

Average RPI Win:	289	WON-LOST	WINNING	LAST 10	STRENGTH OF	OPP. STRENGTH	TEAM	ADJ.	CONF.	ADJ CONF.
Average RPI Loss:	125	RECORD	PCT. RANK	GAMES	SCHEDULE	OF SCHEDULE	RPI	RPI	RPI	RPI
DIV. I ONLY	6- 4	119	6-4	332	145	205	205	7	7	
DIV. I NON-CONF.	6- 4	119	1- 0	332	145	205	205	7	7	
TOTALS	RPI 1-25	RPI 26-50	W-L RECORDS	RPI 51-100	RPI 101-150	RPI 150+				
6- 4	0- 0	0- 1	OVERALL	0- 1	0- 1	6- 1				
1- 0	0- 0	0- 0	HOME	0- 0	0- 0	1- 0				
3- 3	0- 0	0- 1	AWAY	0- 1	0- 1	3- 0				
2- 1	0- 0	0- 0	NEUTRAL	0- 0	0- 0	2- 1				
6- 4	0- 0	0- 1	NON-CONFERENCE	0- 1	0- 1	6- 1				
1- 0	0- 0	0- 0	HOME	0- 0	0- 0	1- 0				
3- 3	0- 0	0- 1	AWAY	0- 1	0- 1	3- 0				
2- 1	0- 0	0- 0	NEUTRAL	0- 0	0- 0	2- 1				
0- 0	0- 0	0- 0	CONFERENCE	0- 0	0- 0	0- 0				
0- 0	0- 0	0- 0	HOME	0- 0	0- 0	0- 0				
0- 0	0- 0	0- 0	AWAY	0- 0	0- 0	0- 0				
0- 0	0- 0	0- 0	NEUTRAL	0- 0	0- 0	0- 0				

RPI S Opponent Score	RPI S Opponent Score	RPI S Opponent Score	RPI S Opponent Score
40 A Colorado 65 80	67 A Idaho St. 63 65	133 A Providence 47 66	203 N Sacramento St. 113 97
		259 N La Salle 55 62	263 A Hawaii 65 64
		313 A Cal Poly 70 63	315 N Northern Ky. 51 46
		319 H Weber St. 68 47	322 A Seattle U 78 64
Team's RPI: 205			
LAST 12 Division I GAMES:			
40 A Colorado 65 80	315 N Northern Ky. 51 46		
313 A Cal Poly 70 63	259 N La Salle 55 62		
203 N Sacramento St. 113 97	133 A Providence 47 66		
263 A Hawaii 65 64	67 A Idaho St. 63 65		
	319 H Weber St. 68 47		
	322 A Seattle U 78 64		

Non-Div I Games:

Pepperdine

Average RPI Win:	170	WON-LOST	WINNING	LAST 10	STRENGTH OF	OPP. STRENGTH	TEAM	ADJ.	CONF.	ADJ CONF.
Average RPI Loss:	130	RECORD	PCT. RANK	GAMES	SCHEDULE	OF SCHEDULE	RPI	RPI	RPI	RPI
DIV. I ONLY	8- 5	113	7-3	73	168	115	115	1	1	
DIV. I NON-CONF.	8- 5	113	1- 0	73	168	115	115	1	1	

TOTALS	RPI 1-25	RPI 26-50	W-L RECORDS	RPI 51-100	RPI 101-150	RPI 150+				
8- 5	0- 1	1- 0	OVERALL	1- 0	2- 2	4- 2				
5- 3	0- 1	0- 0	HOME	0- 0	2- 1	3- 1				
1- 1	0- 0	0- 0	AWAY	1- 0	0- 1	0- 0				
2- 1	0- 0	1- 0	NEUTRAL	0- 0	0- 0	1- 1				
8- 5	0- 1	1- 0	NON-CONFERENCE	1- 0	2- 2	4- 2				
5- 3	0- 1	0- 0	HOME	0- 0	2- 1	3- 1				
1- 1	0- 0	0- 0	AWAY	1- 0	0- 1	0- 0				
2- 1	0- 0	1- 0	NEUTRAL	0- 0	0- 0	1- 1				
0- 0	0- 0	0- 0	CONFERENCE	0- 0	0- 0	0- 0				
0- 0	0- 0	0- 0	HOME	0- 0	0- 0	0- 0				
0- 0	0- 0	0- 0	AWAY	0- 0	0- 0	0- 0				
0- 0	0- 0	0- 0	NEUTRAL	0- 0	0- 0	0- 0				

RPI 1-25				RPI 26-50				RPI 51-100				RPI 101+ Team's RPI: 115			
RPI	S	Opponent	Score	RPI	S	Opponent	Score	RPI	S	Opponent	Score	RPI	S	Opponent	Score
21	H	UCF	58 61	45	N	Arkansas	61 54	94	A	Northwestern	52 49	110	H	Youngstown St.	55 64
												130	H	Cincinnati	65 48
												145	H	Fordham	65 62
												148	A	Georgetown	41 70
												175	N	Wisconsin	42 57
												196	H	West Virginia	43 77
												197	H	New Orleans	90 38
												206	H	UNCW	60 56
												241	H	Saint Francis (PA)	78 75
												301	N	Tennessee St.	78 56
LAST 12 Division I GAMES:															
241	H	Saint Francis (PA)	78 75	196	H	West Virginia	43 77								
206	H	UNCW	60 56	145	H	Fordham	65 62								
148	A	Georgetown	41 70	94	A	Northwestern	52 49								
130	H	Cincinnati	65 48	301	N	Tennessee St.	78 56								
110	H	Youngstown St.	55 64	45	N	Arkansas	61 54								
197	H	New Orleans	90 38	175	N	Wisconsin	42 57								

Non-Div I Games:

Pittsburgh

Average RPI Win:	223	WON-LOST	WINNING	LAST 10	STRENGTH OF	OPP. STRENGTH	TEAM	ADJ.	CONF.	ADJ CONF.
Average RPI Loss:	121	RECORD	PCT. RANK	GAMES	SCHEDULE	OF SCHEDULE	RPI	RPI	RPI	RPI

DIV. I ONLY	6- 3	94	7-3	113	248	91	91	7	7
DIV. I NON-CONF.	6- 3	94	0- 0	113	248	91	91	7	7
<hr/>									
TOTALS	RPI 1-25	RPI 26-50	W-L RECORDS	RPI 51-100	RPI 101-150	RPI 150+			
6- 3	0- 0	0- 0	OVERALL	1- 1	0- 1	5- 1			
3- 1	0- 0	0- 0	HOME	1- 1	0- 0	2- 0			
3- 1	0- 0	0- 0	AWAY	0- 0	0- 0	3- 1			
0- 1	0- 0	0- 0	NEUTRAL	0- 0	0- 1	0- 0			
6- 3	0- 0	0- 0	NON-CONFERENCE	1- 1	0- 1	5- 1			
3- 1	0- 0	0- 0	HOME	1- 1	0- 0	2- 0			
3- 1	0- 0	0- 0	AWAY	0- 0	0- 0	3- 1			
0- 1	0- 0	0- 0	NEUTRAL	0- 0	0- 1	0- 0			
0- 0	0- 0	0- 0	CONFERENCE	0- 0	0- 0	0- 0			
0- 0	0- 0	0- 0	HOME	0- 0	0- 0	0- 0			
0- 0	0- 0	0- 0	AWAY	0- 0	0- 0	0- 0			
0- 0	0- 0	0- 0	NEUTRAL	0- 0	0- 0	0- 0			

RPI 1-25	RPI 26-50	RPI 51-100	Team's RPI: 91	RPI 101+
RPI S Opponent Score	RPI S Opponent Score	RPI S Opponent Score		RPI S Opponent Score
		84 H Utah St. 61 54		111 N Arizona 70 92
		97 H UC Irvine 69 84		156 A Portland St. 79 92
				191 H Air Force 79 60
				198 H Cal St. Fullerton 83 74
				263 A Hawaii 72 65
				282 A Utah Valley 65 60
				319 A Weber St. 89 73
LAST 12 Division I GAMES:				
191 H Air Force 79 60	156 A Portland St. 79 92	84 H Utah St. 61 54	198 H Cal St. Fullerton 83 74	111 N Arizona 70 92
97 H UC Irvine 69 84				263 A Hawaii 72 65
282 A Utah Valley 65 60				319 A Weber St. 89 73

Non-Div I Games: Warner Pacific 98 63 Willamette 82 27

Portland

Average RPI Win:	244	WON-LOST	WINNING	LAST 10	STRENGTH OF	OPP. STRENGTH	TEAM	ADJ.	CONF.	ADJ CONF.
Average RPI Loss:	97	RECORD	PCT. RANK	GAMES	SCHEDULE	OF SCHEDULE	RPI	RPI	RPI	RPI

DIV. I ONLY	7- 1	34	8-1	323	161	156	156	11	11
DIV. I NON-CONF.	7- 1	34	0- 1	323	161	156	156	11	11

TOTALS	RPI 1-25	RPI 26-50	W-L RECORDS	RPI 51-100	RPI 101-150	RPI 150+			
7- 1	0- 0	0- 0	OVERALL	1- 1	1- 0	5- 0			
5- 1	0- 0	0- 0	HOME	1- 1	1- 0	3- 0			
2- 0	0- 0	0- 0	AWAY	0- 0	0- 0	2- 0			
0- 0	0- 0	0- 0	NEUTRAL	0- 0	0- 0	0- 0			
7- 1	0- 0	0- 0	NON-CONFERENCE	1- 1	1- 0	5- 0			
5- 1	0- 0	0- 0	HOME	1- 1	1- 0	3- 0			
2- 0	0- 0	0- 0	AWAY	0- 0	0- 0	2- 0			
0- 0	0- 0	0- 0	NEUTRAL	0- 0	0- 0	0- 0			
0- 0	0- 0	0- 0	CONFERENCE	0- 0	0- 0	0- 0			
0- 0	0- 0	0- 0	HOME	0- 0	0- 0	0- 0			
0- 0	0- 0	0- 0	AWAY	0- 0	0- 0	0- 0			
0- 0	0- 0	0- 0	NEUTRAL	0- 0	0- 0	0- 0			

RPI 1-25				RPI 26-50				RPI 51-100				RPI 101+ Team's RPI: 156			
RPI	S	Opponent	Score	RPI	S	Opponent	Score	RPI	S	Opponent	Score	RPI	S	Opponent	Score
								91	H	Portland	92 79	104	H	UC Davis	65 50
								97	H	UC Irvine	68 73	254	H	UNLV	58 49
												289	H	San Jose St.	80 51
												308	A	UTEP	89 61
												322	H	Seattle U	68 43
												342	A	Grand Canyon	60 55

LAST 12 Division I GAMES:															
				97	H	UC Irvine	68 73	322	H	Seattle U	68 43				
				254	H	UNLV	58 49	104	H	UC Davis	65 50				
				342	A	Grand Canyon	60 55	289	H	San Jose St.	80 51				
				308	A	UTEP	89 61								
				91	H	Portland	92 79								

Non-Div I Games: Warner Pacific 102 49

Portland St.

Average RPI	Win: 329	WON-LOST	WINNING	LAST 10	STRENGTH OF	OPP. STRENGTH	TEAM	ADJ.	CONF.	ADJ CONF.
Average RPI	Loss: 94	RECORD	PCT. RANK	GAMES	SCHEDULE	OF SCHEDULE	RPI	RPI	RPI	RPI
DIV. I ONLY	1- 7	318	3-7	12	257	177	177	25	25	
DIV. I NON-CONF.	1- 7	318	0- 1	12	257	177	177	25	25	

TOTALS	RPI 1-25	RPI 26-50	W-L RECORDS	RPI 51-100	RPI 101-150	RPI 150+				
1- 7	0- 1	0- 3	OVERALL	0- 1	0- 1	1- 1				
0- 1	0- 0	0- 0	HOME	0- 1	0- 0	0- 0				
0- 6	0- 1	0- 3	AWAY	0- 0	0- 1	0- 1				
1- 0	0- 0	0- 0	NEUTRAL	0- 0	0- 0	1- 0				
1- 7	0- 1	0- 3	NON-CONFERENCE	0- 1	0- 1	1- 1				
0- 1	0- 0	0- 0	HOME	0- 1	0- 0	0- 0				
0- 6	0- 1	0- 3	AWAY	0- 0	0- 1	0- 1				
1- 0	0- 0	0- 0	NEUTRAL	0- 0	0- 0	1- 0				
0- 0	0- 0	0- 0	CONFERENCE	0- 0	0- 0	0- 0				
0- 0	0- 0	0- 0	HOME	0- 0	0- 0	0- 0				
0- 0	0- 0	0- 0	AWAY	0- 0	0- 0	0- 0				
0- 0	0- 0	0- 0	NEUTRAL	0- 0	0- 0	0- 0				

RPI 1-25				RPI 26-50				RPI 51-100				RPI 101+ Team's RPI: 177			
RPI	S	Opponent	Score	RPI	S	Opponent	Score	RPI	S	Opponent	Score	RPI	S	Opponent	Score
8	A	Iowa St.	46 94	36	A	Texas A&M	57 70	90	H	Rice	58 68	109	A	Oklahoma St.	50 70
				40	A	Colorado	38 79					327	A	UTRGV	50 57
				45	A	Arkansas	44 71					329	N	A&M-Corpus Christi	67 59

LAST 12 Division I GAMES:															
				40	A	Colorado	38 79	36	A	Texas A&M	57 70				
				90	H	Rice	58 68	8	A	Iowa St.	46 94				
				329	N	A&M-Corpus Christi	67 59	45	A	Arkansas	44 71				
				327	A	UTRGV	50 57								
				109	A	Oklahoma St.	50 70								

Non-Div I Games: Jarvis Christian 117 32 Arlington Baptist 105 31

Average RPI Win:	295	WON-LOST	WINNING	LAST 10	STRENGTH OF	OPP. STRENGTH	TEAM	ADJ.	CONF.	ADJ CONF.
Average RPI Loss:	190	RECORD	PCT. RANK	GAMES	SCHEDULE	OF SCHEDULE	RPI	RPI	RPI	RPI
DIV. I ONLY	2- 7	284	2-7	292	249	318	318	29	29	
DIV. I NON-CONF.	2- 7	284	1- 0	292	249	318	318	29	29	

TOTALS	RPI 1-25	RPI 26-50	W-L RECORDS	RPI 51-100	RPI 101-150	RPI 150+				
2- 7	0- 0	0- 1	OVERALL	0- 0	0- 0	2- 6				
1- 2	0- 0	0- 0	HOME	0- 0	0- 0	1- 2				
1- 5	0- 0	0- 1	AWAY	0- 0	0- 0	1- 4				
0- 0	0- 0	0- 0	NEUTRAL	0- 0	0- 0	0- 0				
2- 7	0- 0	0- 1	NON-CONFERENCE	0- 0	0- 0	2- 6				
1- 2	0- 0	0- 0	HOME	0- 0	0- 0	1- 2				
1- 5	0- 0	0- 1	AWAY	0- 0	0- 0	1- 4				
0- 0	0- 0	0- 0	NEUTRAL	0- 0	0- 0	0- 0				
0- 0	0- 0	0- 0	CONFERENCE	0- 0	0- 0	0- 0				
0- 0	0- 0	0- 0	HOME	0- 0	0- 0	0- 0				
0- 0	0- 0	0- 0	AWAY	0- 0	0- 0	0- 0				
0- 0	0- 0	0- 0	NEUTRAL	0- 0	0- 0	0- 0				

RPI 1-25				RPI 26-50				RPI 51-100				RPI 101+ Team's RPI: 318			
RPI	S	Opponent	Score	RPI	S	Opponent	Score	RPI	S	Opponent	Score	RPI	S	Opponent	Score
				26	A	Tennessee	49 97					171	A	Vanderbilt	43 78
												192	A	Samford	54 75
												206	A	UNCW	48 63
												219	A	Davidson	56 83
												224	H	Ga. Southern	68 69
												252	H	Wofford	61 50
												294	H	South Carolina St.	48 57
												338	A	Col. of Charleston	71 65
LAST 12 Division I GAMES:															
				338	A	Col. of Charleston	71 65	219	A	Davidson	56 83				
				206	A	UNCW	48 63	224	H	Ga. Southern	68 69				
				26	A	Tennessee	49 97	192	A	Samford	54 75				
								171	A	Vanderbilt	43 78				
								294	H	South Carolina St.	48 57				
								252	H	Wofford	61 50				

Non-Div I Games:

Presbyterian

Average RPI Win:	174	WON-LOST	WINNING	LAST 10	STRENGTH OF	OPP. STRENGTH	TEAM	ADJ.	CONF.	ADJ CONF.
Average RPI Loss:	82	RECORD	PCT. RANK	GAMES	SCHEDULE	OF SCHEDULE	RPI	RPI	RPI	RPI
DIV. I ONLY	7- 7	159	6-4	62	85	87	87	12	12	
DIV. I NON-CONF.	7- 7	159	1- 0	62	85	87	87	12	12	

TOTALS	RPI 1-25	RPI 26-50	W-L RECORDS	RPI 51-100	RPI 101-150	RPI 150+				
7- 7	0- 1	0- 2	OVERALL	2- 2	1- 1	4- 1				
3- 1	0- 0	0- 0	HOME	2- 0	0- 1	1- 0				
4- 3	0- 0	0- 1	AWAY	0- 1	1- 0	3- 1				
0- 3	0- 1	0- 1	NEUTRAL	0- 1	0- 0	0- 0				
7- 7	0- 1	0- 2	NON-CONFERENCE	2- 2	1- 1	4- 1				
3- 1	0- 0	0- 0	HOME	2- 0	0- 1	1- 0				
4- 3	0- 0	0- 1	AWAY	0- 1	1- 0	3- 1				
0- 3	0- 1	0- 1	NEUTRAL	0- 1	0- 0	0- 0				
0- 0	0- 0	0- 0	CONFERENCE	0- 0	0- 0	0- 0				
0- 0	0- 0	0- 0	HOME	0- 0	0- 0	0- 0				
0- 0	0- 0	0- 0	AWAY	0- 0	0- 0	0- 0				
0- 0	0- 0	0- 0	NEUTRAL	0- 0	0- 0	0- 0				

RPI 1-25				RPI 26-50				RPI 51-100				Team's RPI : 87				RPI 101+			
RPI	S	Opponent	Score	RPI	S	Opponent	Score	RPI	S	Opponent	Score	RPI	S	Opponent	Score	RPI	S	Opponent	Score
7	N	Syracuse	61 92	27	A	Villanova	46 67	62	H	Quinnipiac	54 42	113	H	Seton Hall	66 70				
				42	N	DePaul	67 82	74	N	Kansas St.	61 80	128	A	Hartford	75 38				
								81	H	Marist	60 57	178	A	Monmouth	79 47				
								95	A	Penn St.	71 79	216	A	George Washington	49 64				
												219	H	Davidson	65 57				
												244	A	Rider	89 65				
												304	A	St. Francis Brooklyn	83 64				
LAST 12 Division I GAMES:																			
128	A	Hartford	75 38	62	H	Quinnipiac	54 42	219	H	Davidson	65 57								
304	A	St. Francis Brooklyn	83 64	27	A	Villanova	46 67	74	N	Kansas St.	61 80								
81	H	Marist	60 57	71	A	Penn St.	71 79	42	N	DePaul	67 82								
178	A	Monmouth	79 47																
95	A	Penn St.	71 79																
113	H	Seton Hall	66 70																

Non-Div I Games:

Princeton

Average RPI	Win: 221	WON-LOST	WINNING	LAST 10	STRENGTH OF	OPP. STRENGTH	TEAM	ADJ.	CONF.	ADJ CONF.
Average RPI	Loss: 82	RECORD	PCT. RANK	GAMES	SCHEDULE	OF SCHEDULE	RPI	RPI	RPI	RPI
DIV. I ONLY	8- 4	94	8-2	193	143	133	133	3	3	
DIV. I NON-CONF.	8- 4	94	1- 0	193	143	133	133	3	3	

TOTALS	RPI 1-25	RPI 26-50	W-L RECORDS	RPI 51-100	RPI 101-150	RPI 150+				
8- 4	0- 0	0- 1	OVERALL	1- 2	1- 1	6- 0				
5- 2	0- 0	0- 1	HOME	0- 1	1- 0	4- 0				
2- 2	0- 0	0- 0	AWAY	1- 1	0- 1	1- 0				
1- 0	0- 0	0- 0	NEUTRAL	0- 0	0- 0	1- 0				
8- 4	0- 0	0- 1	NON-CONFERENCE	1- 2	1- 1	6- 0				
5- 2	0- 0	0- 1	HOME	0- 1	1- 0	4- 0				
2- 2	0- 0	0- 0	AWAY	1- 1	0- 1	1- 0				
1- 0	0- 0	0- 0	NEUTRAL	0- 0	0- 0	1- 0				
0- 0	0- 0	0- 0	CONFERENCE	0- 0	0- 0	0- 0				
0- 0	0- 0	0- 0	HOME	0- 0	0- 0	0- 0				
0- 0	0- 0	0- 0	AWAY	0- 0	0- 0	0- 0				
0- 0	0- 0	0- 0	NEUTRAL	0- 0	0- 0	0- 0				

RPI	S	Opponent	Score	RPI	S	Opponent	Score	RPI	S	Opponent	Score	RPI	S	Opponent	Score	Team's RPI: 133
39	H	Northeastern	59 65	62	H	Qui nni pi ac	44 48	121	H	Yale	59 42	131	A	Rhode Isl and	65 72	
				89	A	Boston Col lege	61 57	205	H	Pepperdi ne	66 47	235	H	Sacred Heart	62 52	
				95	A	Penn St.	72 74	259	H	La Salle	77 47	269	A	UMass Lowell	71 47	
								276	N	Bryant	72 64	315	H	Northern Ky.	48 43	

LAST 12 Division I GAMES:																
276	N	Bryant	72 64	39	H	Northeastern	59 65	269	A	UMass Lowell	71 47	131	A	Rhode Isl and	65 72	
259	H	La Salle	77 47	62	H	Qui nni pi ac	44 48	121	H	Yale	59 42	235	H	Sacred Heart	62 52	
315	H	Northern Ky.	48 43	89	A	Boston Col lege	61 57	259	H	La Salle	77 47	269	A	UMass Lowell	71 47	
205	H	Pepperdi ne	66 47	95	A	Penn St.	72 74	276	N	Bryant	72 64	315	H	Northern Ky.	48 43	
62	H	Qui nni pi ac	44 48													
95	A	Penn St.	72 74													

Non-Div I Games:

Providence

Average RPI Win: 216

Average RPI Loss: 54

WON-LOST
RECORDWINNING
PCT. RANKLAST 10
GAMESSTRENGTH OF
SCHEDULEOPP. STRENGTH
OF SCHEDULETEAM
RPIADJ.
RPICONF.
RPIADJ CONF.
RPIDIV. I ONLY
DIV. I NON-CONF.9- 4
9- 491
916-4
1- 064
64217
21777
7777
774
44
4

TOTALS

RPI 1-25

RPI 26-50

W-L RECORDS

RPI 51-100

RPI 101-150

RPI 150+

9- 4

1- 1

0- 0

OVERALL

0- 3

2- 0

6- 0

7- 1

1- 0

0- 0

HOME

0- 1

2- 0

4- 0

1- 1

0- 0

0- 0

AWAY

0- 1

0- 0

1- 0

1- 2

0- 1

0- 0

NEUTRAL

0- 1

0- 0

1- 0

9- 4

1- 1

0- 0

NON-CONFERENCE

0- 3

2- 0

6- 0

7- 1

1- 0

0- 0

HOME

0- 1

2- 0

4- 0

1- 1

0- 0

0- 0

AWAY

0- 1

0- 0

1- 0

1- 2

0- 1

0- 0

NEUTRAL

0- 1

0- 0

1- 0

0- 0

0- 0

0- 0

CONFERENCE

0- 0

0- 0

0- 0

0- 0

0- 0

0- 0

HOME

0- 0

0- 0

0- 0

0- 0

0- 0

0- 0

AWAY

0- 0

0- 0

0- 0

0- 0

0- 0

0- 0

NEUTRAL

0- 0

0- 0

0- 0

RPI 1-25

RPI 26-50

RPI 51-100 Team's RPI: 77

RPI 101+

RPI	S	Opponent	Score
3	N	UConn	40 86
19	H	Miami (FL)	74 63

RPI	S	Opponent	Score
-----	---	----------	-------

RPI	S	Opponent	Score
63	A	Ohio	73 80
68	H	South Carolina	73 82
80	N	St. John's (NY)	62 68

RPI	S	Opponent	Score
120	H	Bradley	74 61
137	H	Harvard	66 65
239	H	Loyola Chicago	65 41
256	A	Ball St.	80 38
257	N	Ole Miss	70 59
262	H	Western Ill.	81 60
312	H	Albany (NY)	53 41
340	H	Purdue Fort Wayne	78 44

LAST 12 Division I GAMES:

120	H	Bradley	74	61	63	A	Ohio	73	80
312	H	Albany (NY)	53	41	19	H	Miami (FL)	74	63
68	H	South Carolina	73	82	3	N	UConn	40	86
239	H	Loyola Chicago	65	41	257	N	Ole Miss	70	59
262	H	Western Ill.	81	60	80	N	St. John's (NY)	62	68
137	H	Harvard	66	65	340	H	Purdue Fort Wayne	78	44

Non-Div I Games:

Purdue

Average RPI Win:	347	WON-LOST	WINNING	LAST 10	STRENGTH OF	OPP. STRENGTH	TEAM	ADJ.	CONF.	ADJ CONF.
Average RPI Loss:	223	RECORD	PCT. RANK	GAMES	SCHEDULE	OF SCHEDULE	RPI	RPI	RPI	RPI

DIV. I ONLY	1- 8	320	3-7	298	341	340	340	18	18
DIV. I NON-CONF.	1- 8	320	0- 1	298	341	340	340	18	18
TOTALS	RPI 1-25	RPI 26-50	W-L RECORDS	RPI 51-100	RPI 101-150	RPI 150+			
1- 8	0- 0	0- 0	OVERALL	0- 1	0- 0	1- 7			
0- 3	0- 0	0- 0	HOME	0- 0	0- 0	0- 3			
1- 5	0- 0	0- 0	AWAY	0- 1	0- 0	1- 4			
0- 0	0- 0	0- 0	NEUTRAL	0- 0	0- 0	0- 0			
1- 8	0- 0	0- 0	NON-CONFERENCE	0- 1	0- 0	1- 7			
0- 3	0- 0	0- 0	HOME	0- 0	0- 0	0- 3			
1- 5	0- 0	0- 0	AWAY	0- 1	0- 0	1- 4			
0- 0	0- 0	0- 0	NEUTRAL	0- 0	0- 0	0- 0			
0- 0	0- 0	0- 0	CONFERENCE	0- 0	0- 0	0- 0			
0- 0	0- 0	0- 0	HOME	0- 0	0- 0	0- 0			
0- 0	0- 0	0- 0	AWAY	0- 0	0- 0	0- 0			
0- 0	0- 0	0- 0	NEUTRAL	0- 0	0- 0	0- 0			

RPI S Opponent	RPI S Opponent	RPI S Opponent	RPI S Opponent	Team's RPI: 340
RPI 1-25	RPI 26-50	RPI 51-100	RPI 101+	Score
77 A Purdue		44 78	173 A Milwaukee	48 70
			200 A Eastern Ill.	63 72
			226 H Eastern Mich.	72 87
			239 A Loyola Chicago	67 81
			255 H SIUE	49 57
			305 H Valparaiso	64 68
			311 A Western Mich.	61 69
			347 A Evansville	72 66
LAST 12 Division I GAMES:				
305 H Valparaiso	64 68	255 H SIUE	49 57	
226 H Eastern Mich.	72 87	347 A Evansville	72 66	
173 A Milwaukee	48 70	77 A Purdue	44 78	
239 A Loyola Chicago	67 81	200 A Eastern Ill.	63 72	
		311 A Western Mich.	61 69	

Non-Div I Games: Taylor (IN) 84 74 Goshen 86 45 Ind.-Kokomo 87 50

Average RPI	Win: 192	WON-LOST	WINNING	LAST 10	STRENGTH OF	OPP. STRENGTH	TEAM	ADJ.	CONF.	ADJ CONF.
Average RPI	Loss: 58	RECORD	PCT. RANK	GAMES	SCHEDULE	OF SCHEDULE	RPI	RPI	RPI	RPI
DIV. I ONLY	5- 5	159	5-5	32	145	62	62	27	27	
DIV. I NON-CONF.	5- 5	159	1- 0	32	145	62	62	27	27	

TOTALS	RPI 1-25	RPI 26-50	W-L RECORDS	RPI 51-100	RPI 101-150	RPI 150+				
5- 5	0- 0	0- 1	OVERALL	0- 4	2- 0	3- 0				
1- 1	0- 0	0- 0	HOME	0- 1	0- 0	1- 0				
3- 2	0- 0	0- 1	AWAY	0- 1	2- 0	1- 0				
1- 2	0- 0	0- 0	NEUTRAL	0- 2	0- 0	1- 0				
5- 5	0- 0	0- 1	NON-CONFERENCE	0- 4	2- 0	3- 0				
1- 1	0- 0	0- 0	HOME	0- 1	0- 0	1- 0				
3- 2	0- 0	0- 1	AWAY	0- 1	2- 0	1- 0				
1- 2	0- 0	0- 0	NEUTRAL	0- 2	0- 0	1- 0				
0- 0	0- 0	0- 0	CONFERENCE	0- 0	0- 0	0- 0				
0- 0	0- 0	0- 0	HOME	0- 0	0- 0	0- 0				
0- 0	0- 0	0- 0	AWAY	0- 0	0- 0	0- 0				
0- 0	0- 0	0- 0	NEUTRAL	0- 0	0- 0	0- 0				

RPI 1-25				RPI 26-50				RPI 51-100				RPI 101+			
RPI	S	Opponent	Score	RPI	S	Opponent	Score	RPI	S	Opponent	Score	RPI	S	Opponent	Score
				41	A	Bucknel I	58 75	51	N	Texas	55 56	133	A	Provi dence	48 44
								55	N	Missouri	51 65	137	A	Harvard	72 67
								57	H	Central Mi ch.	52 67	158	A	Drexel	56 52
								87	A	Princeton	42 54	256	N	Bal I St.	69 66
												274	H	Ri chmond	65 48
LAST 12 Division I GAMES:															
				55	N	Missouri	51 65	256	N	Bal I St.	69 66				
				274	H	Ri chmond	65 48	133	A	Provi dence	48 44				
				87	A	Princeton	42 54	41	A	Bucknel I	58 75				
				57	H	Central Mi ch.	52 67	158	A	Drexel	56 52				
				137	A	Harvard	72 67								
				51	N	Texas	55 56								

Non-Div I Games:

Qui nni pi ac

Average RPI Win: 212

Average RPI Loss: 88

WON-LOST
RECORDWINNING
PCT. RANKLAST 10
GAMESSTRENGTH OF
SCHEDULEOPP. STRENGTH
OF SCHEDULETEAM
RPIADJ.
RPICONF.
RPIADJ CONF.
RPIDIV. I ONLY
DIV. I NON-CONF.5- 4
5- 4140
1405-4
1- 099
99130
130106
106106
10629
2929
29

TOTALS

RPI 1-25

RPI 26-50

W-L RECORDS

RPI 51-100

RPI 101-150

RPI 150+

5- 4 0- 1

2- 1 0- 0

2- 2 0- 1

1- 1 0- 0

0- 1

0- 0

0- 1

0- 0

OVERALL

0- 0

HOME

0- 0

AWAY

0- 0

NEUTRAL

0- 0

1- 1

0- 0

1- 0

0- 1

4- 1

2- 1

1- 0

1- 0

5- 4 0- 1

2- 1 0- 0

2- 2 0- 1

1- 1 0- 0

0- 1

0- 0

0- 1

0- 0

NON-CONFERENCE

0- 0

HOME

0- 0

AWAY

0- 0

NEUTRAL

0- 0

1- 1

0- 0

1- 0

0- 1

4- 1

2- 1

1- 0

1- 0

0- 0 0- 0

0- 0 0- 0

0- 0 0- 0

0- 0 0- 0

0- 0

0- 0

0- 0

0- 0

CONFERENCE

0- 0

HOME

0- 0

AWAY

0- 0

NEUTRAL

0- 0

0- 0

0- 0

0- 0

0- 0

0- 0

0- 0

0- 0

0- 0

RPI 1-25

RPI 26-50

RPI 51-100

RPI 101+

Team's RPI: 106

RPI	S	Opponent	Score
4	A	NC State	58 75

RPI	S	Opponent	Score
28	A	Virginia Tech	44 55

RPI	S	Opponent	Score
-----	---	----------	-------

RPI	S	Opponent	Score
112	N	Nebraska	39 77
126	A	VCU	54 49
152	A	Virginia	57 44
209	H	Morehead St.	72 79
212	N	Temple	56 50
277	H	ETSU	79 64
294	H	South Carolina St.	61 31

LAST 12 Division I GAMES:

28	A	Virginia Tech	44	55	126	A	VCU	54	49
112	N	Nebraska	39	77	209	H	Morehead St.	72	79
212	N	Temple	56	50	152	A	Virginia	57	44
4	A	NC State	58	75					
277	H	ETSU	79	64					
294	H	South Carolina St.	61	31					

Radford

Radford

Non-Div I Games:

Radford

■ Loss,
 ■ Non-Conf,
 ■ S Site,
 ■ Home
 ■ A Away
 N Neutral

Average RPI Win:	234	WON-LOST	WINNING	LAST 10	STRENGTH OF	OPP. STRENGTH	TEAM	ADJ.	CONF.	ADJ CONF.
Average RPI Loss:	105	RECORD	PCT. RANK	GAMES	SCHEDULE	OF SCHEDULE	RPI	RPI	RPI	RPI
DIV. I ONLY	5- 5	159	5-5	84	195	131	131	17	17	
DIV. I NON-CONF.	5- 5	159	1- 0	84	195	131	131	17	17	

TOTALS	RPI 1-25	RPI 26-50	W-L RECORDS	RPI 51-100	RPI 101-150	RPI 150+				
5- 5	0- 1	0- 0	OVERALL	0- 2	1- 1	4- 1				
3- 2	0- 0	0- 0	HOME	0- 1	1- 1	2- 0				
2- 3	0- 1	0- 0	AWAY	0- 1	0- 0	2- 1				
0- 0	0- 0	0- 0	NEUTRAL	0- 0	0- 0	0- 0				
5- 5	0- 1	0- 0	NON-CONFERENCE	0- 2	1- 1	4- 1				
3- 2	0- 0	0- 0	HOME	0- 1	1- 1	2- 0				
2- 3	0- 1	0- 0	AWAY	0- 1	0- 0	2- 1				
0- 0	0- 0	0- 0	NEUTRAL	0- 0	0- 0	0- 0				
0- 0	0- 0	0- 0	CONFERENCE	0- 0	0- 0	0- 0				
0- 0	0- 0	0- 0	HOME	0- 0	0- 0	0- 0				
0- 0	0- 0	0- 0	AWAY	0- 0	0- 0	0- 0				
0- 0	0- 0	0- 0	NEUTRAL	0- 0	0- 0	0- 0				

RPI 1-25				RPI 26-50				RPI 51-100				RPI 101+				Team's RPI: 131
RPI	S	Opponent	Score	RPI	S	Opponent	Score	RPI	S	Opponent	Score	RPI	S	Opponent	Score	
20	A	Kentucky	52 75					88	A	Clemson	67 80	128	H	Hartford	51 65	
								89	H	Boston College	64 88	133	H	Providence	72 65	
												180	H	North Dakota	77 63	
												199	A	Holy Cross	65 73	
												249	H	Brown	72 67	
												300	A	Robert Morris	46 41	
												310	A	Vermont	61 58	

LAST 12 Division I GAMES:																
199	A	Holy Cross	65 73	249	H	Brown	72 67	128	H	Hartford	51 65	88	A	Clemson	67 80	
310	A	Vermont	61 58	133	H	Providence	72 65	20	A	Kentucky	52 75	180	H	North Dakota	77 63	
300	A	Robert Morris	46 41													
89	H	Boston College	64 88													

Non-Div I Games:

Rhode Island

Average RPI	Win:	201	WON-LOST	WINNING	LAST 10	STRENGTH OF	OPP. STRENGTH	TEAM	ADJ.	CONF.	ADJ CONF.
Average RPI	Loss:	40	RECORD	PCT. RANK	GAMES	SCHEDULE	OF SCHEDULE	RPI	RPI	RPI	RPI
DIV. I ONLY		8- 3		71	8-2	239	32	90	90	15	15
DIV. I NON-CONF.		8- 3		71	1- 0	239	32	90	90	15	15
<hr/>											
TOTALS	RPI 1-25		RPI 26-50		W-L RECORDS	RPI 51-100		RPI 101-150		RPI 150+	
8- 3	0- 0		0- 3		OVERALL	0- 0		0- 0		8- 0	
5- 0	0- 0		0- 0		HOME	0- 0		0- 0		5- 0	
2- 2	0- 0		0- 2		AWAY	0- 0		0- 0		2- 0	
1- 1	0- 0		0- 1		NEUTRAL	0- 0		0- 0		1- 0	
8- 3	0- 0		0- 3		NON-CONFERENCE	0- 0		0- 0		8- 0	
5- 0	0- 0		0- 0		HOME	0- 0		0- 0		5- 0	
2- 2	0- 0		0- 2		AWAY	0- 0		0- 0		2- 0	
1- 1	0- 0		0- 1		NEUTRAL	0- 0		0- 0		1- 0	
0- 0	0- 0		0- 0		CONFERENCE	0- 0		0- 0		0- 0	
0- 0	0- 0		0- 0		HOME	0- 0		0- 0		0- 0	
0- 0	0- 0		0- 0		AWAY	0- 0		0- 0		0- 0	
0- 0	0- 0		0- 0		NEUTRAL	0- 0		0- 0		0- 0	

RPI	S	Opponent	Score	RPI	S	Opponent	Score	RPI	S	Opponent	Score	RPI	S	Opponent	Score
				36	A	Texas A&M	54 65					151	A	Little Rock	79 65
				37	N	North Carolina	50 71					169	H	Georgia St.	66 49
				46	A	UCLA	50 59					174	N	Coastal Caro.	56 52
												177	A	Prairie View	68 58
												197	H	New Orleans	67 56
												204	H	SMU	66 52
												214	H	Texas Southern	76 71
												321	H	McNeese	93 65
<hr/>															
LAST 12 Division I GAMES:															
				174	N	Coastal Caro.	56 52					204	H	SMU	66 52
				37	N	North Carolina	50 71					177	A	Prairie View	68 58
				151	A	Little Rock	79 65					197	H	New Orleans	67 56
				46	A	UCLA	50 59					321	H	McNeese	93 65
				36	A	Texas A&M	54 65					169	H	Georgia St.	66 49
												214	H	Texas Southern	76 71

Non-Div I Games:

Rice

Average RPI	Wi n:	230	WON-LOST	WINNING	LAST 10	STRENGTH OF	OPP. STRENGTH	TEAM	ADJ.	CONF.	ADJ CONF.
Average RPI	Loss:	128	RECORD	PCT. RANK	GAMES	SCHEDULE	OF SCHEDULE	RPI	RPI	RPI	RPI
DIV. I ONLY		2- 8		292	2-8	150	134	274	274	17	17
DIV. I NON-CONF.		2- 8		292	0- 1	150	134	274	274	17	17

TOTALS	RPI 1-25		RPI 26-50		W-L RECORDS	RPI 51-100		RPI 101-150		RPI 150+	
2- 8	0- 1		0- 1		OVERALL	0- 2		0- 1		2- 3	
2- 2	0- 0		0- 0		HOME	0- 0		0- 1		2- 1	
0- 5	0- 1		0- 0		AWAY	0- 2		0- 0		0- 2	
0- 1	0- 0		0- 1		NEUTRAL	0- 0		0- 0		0- 0	
2- 8	0- 1		0- 1		NON-CONFERENCE	0- 2		0- 1		2- 3	
2- 2	0- 0		0- 0		HOME	0- 0		0- 1		2- 1	
0- 5	0- 1		0- 0		AWAY	0- 2		0- 0		0- 2	
0- 1	0- 0		0- 1		NEUTRAL	0- 0		0- 0		0- 0	
0- 0	0- 0		0- 0		CONFERENCE	0- 0		0- 0		0- 0	
0- 0	0- 0		0- 0		HOME	0- 0		0- 0		0- 0	
0- 0	0- 0		0- 0		AWAY	0- 0		0- 0		0- 0	
0- 0	0- 0		0- 0		NEUTRAL	0- 0		0- 0		0- 0	

RPI 1-25				RPI 26-50				RPI 51-100				RPI 101+ Team's RPI: 274			
RPI	S	Opponent	Score	RPI	S	Opponent	Score	RPI	S	Opponent	Score	RPI	S	Opponent	Score
21	A	UCF	48 70	28	N	Vi rgi ni a Tech	57 85	62	A	Qui nni pi ac	48 65	148	H	Georgetown	53 73
								65	A	Wake Forest	48 62	160	A	William & Mary	55 65
												211	H	Howard	67 60
												248	H	UMES	57 55
												268	A	Fl a. Atlantic	55 69
												271	H	Fairfield	40 58

LAST 12 Di vi si on I GAMES:															
62	A	Qui nni pi ac	48 65	28	N	Vi rgi ni a Tech	57 85	21	A	UCF	48 70	268	A	Fl a. Atlantic	55 69
211	H	Howard	67 60									248	H	UMES	57 55
160	A	William & Mary	55 65									65	A	Wake Forest	48 62
148	H	Georgetown	53 73									271	H	Fairfield	40 58

Non-Di v I Games:

Ri chmond

Average RPI	Win:	267	WON-LOST	WINNING	LAST 10	STRENGTH OF	OPP. STRENGTH	TEAM	ADJ.	CONF.	ADJ CONF.
Average RPI	Loss:	157	RECORD	PCT. RANK	GAMES	SCHEDULE	OF SCHEDULE	RPI	RPI	RPI	RPI
DIV. I ONLY			4- 7	229	4-6	206	243	244	244	27	27
DIV. I NON-CONF.			4- 7	229	0- 1	206	243	244	244	27	27

TOTALS	RPI 1-25		RPI 26-50		W-L RECORDS	RPI 51-100		RPI 101-150		RPI 150+	
4- 7	0- 0		0- 1		OVERALL	0- 2		0- 1		4- 3	
2- 3	0- 0		0- 0		HOME	0- 1		0- 1		2- 1	
2- 3	0- 0		0- 1		AWAY	0- 0		0- 0		2- 2	
0- 1	0- 0		0- 0		NEUTRAL	0- 1		0- 0		0- 0	
4- 7	0- 0		0- 1		NON-CONFERENCE	0- 2		0- 1		4- 3	
2- 3	0- 0		0- 0		HOME	0- 1		0- 1		2- 1	
2- 3	0- 0		0- 1		AWAY	0- 0		0- 0		2- 2	
0- 1	0- 0		0- 0		NEUTRAL	0- 1		0- 0		0- 0	
0- 0	0- 0		0- 0		CONFERENCE	0- 0		0- 0		0- 0	
0- 0	0- 0		0- 0		HOME	0- 0		0- 0		0- 0	
0- 0	0- 0		0- 0		AWAY	0- 0		0- 0		0- 0	
0- 0	0- 0		0- 0		NEUTRAL	0- 0		0- 0		0- 0	

RPI	S	Opponent	Score	RPI	S	Opponent	Score	RPI	S	Opponent	Score	RPI	S	Opponent	Score	Team's RPI: 244
				41	A	Bucknell I	59 80	87	H	Princeton	65 89	148	H	Georgetown	49 79	
								89	N	Boston College	61 112	199	A	Holy Cross	61 71	
												210	H	Mt. St. Mary's	85 67	
												225	H	Navy	60 66	
												246	A	Binghamton	62 57	
												280	A	Saint Joseph's	56 54	
												310	A	Vermont	49 54	
												330	H	NJIT	67 46	

LAST 12 Division I GAMES:																
				89	N	Boston College	61 112	330	H	NJIT	67 46					
				148	H	Georgetown	49 79	280	A	Saint Joseph's	56 54					
				41	A	Bucknell I	59 80	210	H	Mt. St. Mary's	85 67					
				246	A	Binghamton	62 57	199	A	Holy Cross	61 71					
				225	H	Navy	60 66	310	A	Vermont	49 54					
								87	H	Princeton	65 89					

Non-Div I Games:

Ri der

Average RPI Win:	301	WON-LOST	WINNING	LAST 10	STRENGTH OF	OPP. STRENGTH	TEAM	ADJ.	CONF.	ADJ CONF.
Average RPI Loss:	125	RECORD	PCT. RANK	GAMES	SCHEDULE	OF SCHEDULE	RPI	RPI	RPI	RPI
DIV. I ONLY	2- 7	284	3-7	210	144	300	300	31	31	
DIV. I NON-CONF.	2- 7	284	0- 1	210	144	300	300	31	31	

TOTALS	RPI 1-25	RPI 26-50	W-L RECORDS	RPI 51-100	RPI 101-150	RPI 150+				
2- 7	0- 1	0- 0	OVERALL	0- 0	0- 5	2- 1				
2- 2	0- 0	0- 0	HOME	0- 0	0- 2	2- 0				
0- 4	0- 1	0- 0	AWAY	0- 0	0- 3	0- 0				
0- 1	0- 0	0- 0	NEUTRAL	0- 0	0- 0	0- 1				
2- 7	0- 1	0- 0	NON-CONFERENCE	0- 0	0- 5	2- 1				
2- 2	0- 0	0- 0	HOME	0- 0	0- 2	2- 0				
0- 4	0- 1	0- 0	AWAY	0- 0	0- 3	0- 0				
0- 1	0- 0	0- 0	NEUTRAL	0- 0	0- 0	0- 1				
0- 0	0- 0	0- 0	CONFERENCE	0- 0	0- 0	0- 0				
0- 0	0- 0	0- 0	HOME	0- 0	0- 0	0- 0				
0- 0	0- 0	0- 0	AWAY	0- 0	0- 0	0- 0				
0- 0	0- 0	0- 0	NEUTRAL	0- 0	0- 0	0- 0				

RPI 1-25				RPI 26-50				RPI 51-100				RPI 101+ Team's RPI : 300			
RPI	S	Opponent	Score	RPI	S	Opponent	Score	RPI	S	Opponent	Score	RPI	S	Opponent	Score
11	A	Iowa	63 92									110	A	Youngstown St.	59 69
												129	A	Loyola Marymount	53 61
												131	H	Rhode Isl and	41 46
												143	H	Kent St.	46 54
												149	A	Bowling Green	60 61
												204	N	SMU	55 60
												259	H	La Salle	67 39
												343	H	Del aware St.	64 63
LAST 12 Division I GAMES:															
129	A	Loyola Marymount	53 61	131	H	Rhode Isl and	41 46								
343	H	Del aware St.	64 63	259	H	La Salle	67 39								
143	H	Kent St.	46 54	110	A	Youngstown St.	59 69								
11	A	Iowa	63 92												
204	N	SMU	55 60												
149	A	Bowling Green	60 61												

Non-Div I Games: Pitt.-Johnstown 73 53

Robert Morris

Average RPI Win: 204
 Average RPI Loss: 20

WON-LOST
 RECORD

WINNING
 PCT. RANK

LAST 10
 GAMES

STRENGTH OF
 SCHEDULE

OPP. STRENGTH
 OF SCHEDULE

TEAM
 RPI

ADJ.
 RPI

CONF.
 RPI

ADJ CONF.
 RPI

DIV. I ONLY
 DIV. I NON-CONF.

7- 3
 7- 3

80
 80

7-3
 1- 1

86
 86

136
 136

64
 64

64
 64

4
 4

4
 4

TOTALS

RPI 1-25

RPI 26-50

W-L RECORDS

RPI 51-100

RPI 101-150

RPI 150+

7- 3

0- 2

0- 1

OVERALL

1- 0

2- 0

4- 0

5- 0

0- 0

0- 0

HOME

1- 0

1- 0

3- 0

1- 1

0- 0

0- 1

AWAY

0- 0

1- 0

0- 0

1- 2

0- 2

0- 0

NEUTRAL

0- 0

0- 0

1- 0

7- 3

0- 2

0- 1

NON-CONFERENCE

1- 0

2- 0

4- 0

5- 0

0- 0

0- 0

HOME

1- 0

1- 0

3- 0

1- 1

0- 0

0- 1

AWAY

0- 0

1- 0

0- 0

1- 2

0- 2

0- 0

NEUTRAL

0- 0

0- 0

1- 0

0- 0

0- 0

0- 0

CONFERENCE

0- 0

0- 0

0- 0

0- 0

0- 0

0- 0

HOME

0- 0

0- 0

0- 0

0- 0

0- 0

0- 0

AWAY

0- 0

0- 0

0- 0

0- 0

0- 0

0- 0

NEUTRAL

0- 0

0- 0

0- 0

RPI 1-25

RPI 26-50

RPI 51-100

Team's RPI: 64

RPI 101+

RPI S Opponent Score
 14 N Drake 59 69
 18 N Gonzaga 40 57

RPI S Opponent Score
 28 A Virginia Tech 51 67

RPI S Opponent Score
 96 H LSU 57 43

RPI S Opponent Score
 108 H Stony Brook 61 47
 137 A Harvard 60 49
 241 H Saint Francis (PA) 96 52
 260 H Central Conn. St. 73 44
 277 N ETSU 68 44
 312 H Albany (NY) 65 39

LAST 12 Division I GAMES:

137 A Harvard 60 49
 28 A Virginia Tech 51 67
 14 N Drake 59 69
 312 H Albany (NY) 65 39
 260 H Central Conn. St. 73 44
 108 H Stony Brook 61 47

277 N ETSU 68 44
 18 N Gonzaga 40 57
 96 H LSU 57 43
 241 H Saint Francis (PA) 96 52

Non-Div I Games:

Rutgers

Loss, Non-Conf, S Site, H Home A Away N Neutral

Average RPI Win:	199	WON-LOST	WINNING	LAST 10	STRENGTH OF	OPP. STRENGTH	TEAM	ADJ.	CONF.	ADJ CONF.
Average RPI Loss:	79	RECORD	PCT. RANK	GAMES	SCHEDULE	OF SCHEDULE	RPI	RPI	RPI	RPI
DIV. I ONLY	6- 3	94	8-2	130	170	69	69	24	24	
DIV. I NON-CONF.	6- 3	94	0- 1	130	170	69	69	24	24	

TOTALS	RPI 1-25	RPI 26-50	W-L RECORDS	RPI 51-100	RPI 101-150	RPI 150+				
6- 3	0- 2	0- 0	OVERALL	0- 0	2- 0	4- 1				
4- 0	0- 0	0- 0	HOME	0- 0	1- 0	3- 0				
0- 3	0- 2	0- 0	AWAY	0- 0	0- 0	0- 1				
2- 0	0- 0	0- 0	NEUTRAL	0- 0	1- 0	1- 0				
6- 3	0- 2	0- 0	NON-CONFERENCE	0- 0	2- 0	4- 1				
4- 0	0- 0	0- 0	HOME	0- 0	1- 0	3- 0				
0- 3	0- 2	0- 0	AWAY	0- 0	0- 0	0- 1				
2- 0	0- 0	0- 0	NEUTRAL	0- 0	1- 0	1- 0				
0- 0	0- 0	0- 0	CONFERENCE	0- 0	0- 0	0- 0				
0- 0	0- 0	0- 0	HOME	0- 0	0- 0	0- 0				
0- 0	0- 0	0- 0	AWAY	0- 0	0- 0	0- 0				
0- 0	0- 0	0- 0	NEUTRAL	0- 0	0- 0	0- 0				

S
F
A

RPI	S	Opponent	Score
19	A	Miami (FL)	60 81
25	A	New Mexico	33 74

RPI	S	Opponent	Score
-----	---	----------	-------

RPI	S	Opponent	Score
-----	---	----------	-------

RPI	S	Opponent	Score
121	N	Yale	67 57
131	H	Montana St.	60 53
165	H	Tulsa	76 34
193	A	Texas Tech	69 77
214	H	Texas Southern	74 55
231	N	Hampton	70 68
333	H	Morgan St.	69 42

S
F
A

LAST 12 Division I GAMES:

193	A	Texas Tech	69 77	25	A	New Mexico	33 74
165	H	Tulsa	76 34	121	N	Yale	67 57
333	H	Morgan St.	69 42	231	N	Hampton	70 68
19	A	Miami (FL)	60 81	214	H	Texas Southern	74 55
				131	H	Montana St.	60 53

Non-Div I Games: Wiley 97 38 Our Lady of the Lake 93 77

SFA

S
I
U
E

Through Games Of Dec. 21, 2018																			
Average RPI Win: 317		WON-LOST RECORD		WINNING PCT. RANK		LAST 10 GAMES		STRENGTH OF SCHEDULE		OPP. STRENGTH OF SCHEDULE		TEAM RPI		ADJ. RPI		CONF. RPI		ADJ CONF. RPI	
Average RPI Loss: 166																			
DIV. I ONLY		4- 6		212		4-6		319		265		255		255		21		21	
DIV. I NON-CONF.		4- 6		212		0- 1		319		265		255		255		21		21	
TOTALS		RPI 1-25		RPI 26-50		W-L RECORDS		RPI 51-100		RPI 101-150		RPI 150+							
4- 6		0- 0		0- 0		OVERALL		0- 1		0- 0		4- 5							
1- 0		0- 0		0- 0		HOME		0- 0		0- 0		1- 0							
3- 5		0- 0		0- 0		AWAY		0- 1		0- 0		3- 4							
0- 1		0- 0		0- 0		NEUTRAL		0- 0		0- 0		0- 1							
4- 6		0- 0		0- 0		NON-CONFERENCE		0- 1		0- 0		4- 5							
1- 0		0- 0		0- 0		HOME		0- 0		0- 0		1- 0							
3- 5		0- 0		0- 0		AWAY		0- 1		0- 0		3- 4							
0- 1		0- 0		0- 0		NEUTRAL		0- 0		0- 0		0- 1							
0- 0		0- 0		0- 0		CONFERENCE		0- 0		0- 0		0- 0							
0- 0		0- 0		0- 0		HOME		0- 0		0- 0		0- 0							
0- 0		0- 0		0- 0		AWAY		0- 0		0- 0		0- 0							
0- 0		0- 0		0- 0		NEUTRAL		0- 0		0- 0		0- 0							
RPI 1-25				RPI 26-50				RPI 51-100				RPI 101+				Team's RPI: 255			
RPI	S	Opponent	Score	RPI	S	Opponent	Score	RPI	S	Opponent	Score	RPI	S	Opponent	Score				
								55	A	Missouri	36	59	154	A	UMKC	75	80		
												159	A	Illinois	57	74			
												163	N	Missouri St.	65	68			
												223	A	Saint Louis	56	63			
												239	A	Loyola Chicago	43	56			
												247	H	Illinois St.	68	61			
												332	A	Chicago St.	82	66			
												340	A	Purdue Fort Wayne	57	49			
												347	A	Evansville	54	45			
LAST 12 Division I GAMES:																			
						163	N	Missouri St.	65	68			159	A	Illinois	57	74		
						154	A	UMKC	75	80			332	A	Chicago St.	82	66		
						347	A	Evansville	54	45			239	A	Loyola Chicago	43	56		
						247	H	Illinois St.	68	61			223	A	Saint Louis	56	63		
													340	A	Purdue Fort Wayne	57	49		
													55	A	Missouri	36	59		

S
I
U
E

Non-Div I Games:

SIUE

SMU

S
M
U

SMU

Average RPI	Win:	234	WON-LOST	WINNING	LAST 10	STRENGTH OF	OPP. STRENGTH	TEAM	ADJ.	CONF.	ADJ CONF.
Average RPI	Loss:	150	RECORD	PCT. RANK	GAMES	SCHEDULE	OF SCHEDULE	RPI	RPI	RPI	RPI
DIV. I ONLY		3- 4		206	4-4	118	295	203	203	11	11
DIV. I NON-CONF.		3- 4		206	1- 0	118	295	203	203	11	11

TOTALS	RPI 1-25		RPI 26-50		W-L RECORDS	RPI 51-100		RPI 101-150		RPI 150+	
3- 4	0- 1		0- 0		OVERALL	0- 0		0- 1		3- 2	
1- 2	0- 0		0- 0		HOME	0- 0		0- 1		1- 1	
0- 1	0- 1		0- 0		AWAY	0- 0		0- 0		0- 0	
2- 1	0- 0		0- 0		NEUTRAL	0- 0		0- 0		2- 1	
3- 4	0- 1		0- 0		NON-CONFERENCE	0- 0		0- 1		3- 2	
1- 2	0- 0		0- 0		HOME	0- 0		0- 1		1- 1	
0- 1	0- 1		0- 0		AWAY	0- 0		0- 0		0- 0	
2- 1	0- 0		0- 0		NEUTRAL	0- 0		0- 0		2- 1	
0- 0	0- 0		0- 0		CONFERENCE	0- 0		0- 0		0- 0	
0- 0	0- 0		0- 0		HOME	0- 0		0- 0		0- 0	
0- 0	0- 0		0- 0		AWAY	0- 0		0- 0		0- 0	
0- 0	0- 0		0- 0		NEUTRAL	0- 0		0- 0		0- 0	

RPI 1-25				RPI 26-50				RPI 51-100				RPI 101+				Team's RPI: 203
RPI	S	Opponent	Score	RPI	S	Opponent	Score	RPI	S	Opponent	Score	RPI	S	Opponent	Score	
25	A	New Mexico	53 85									104	H	UC Davis	60 109	
												159	N	Illinois	109 107	
												205	N	Pepperdine	97 113	
												231	N	Hampton	65 61	
												266	H	San Francisco	75 86	
												313	H	Cal Poly	88 85	

LAST 12 Division I GAMES:																
231	N	Hampton	65 61	205	N	Pepperdine	97 113									
25	A	New Mexico	53 85	313	H	Cal Poly	88 85									
104	H	UC Davis	60 109													
266	H	San Francisco	75 86													
159	N	Illinois	109 107													

Non-Div I Games: Antelope Valley 86 80

Sacramento St.

Average RPI	Win:	292	WON-LOST	WINNING	LAST 10	STRENGTH OF	OPP. STRENGTH	TEAM	ADJ.	CONF.	ADJ CONF.
Average RPI	Loss:	184	RECORD	PCT. RANK	GAMES	SCHEDULE	OF SCHEDULE	RPI	RPI	RPI	RPI
DIV. I ONLY		4- 6		212	4-6	229	289	235	235	31	31
DIV. I NON-CONF.		4- 6		212	0- 1	229	289	235	235	31	31

TOTALS	RPI 1-25		RPI 26-50		W-L RECORDS	RPI 51-100		RPI 101-150		RPI 150+	
4- 6	0- 0		0- 0		OVERALL	0- 0		0- 2		4- 4	
1- 3	0- 0		0- 0		HOME	0- 0		0- 1		1- 2	
3- 3	0- 0		0- 0		AWAY	0- 0		0- 1		3- 2	
0- 0	0- 0		0- 0		NEUTRAL	0- 0		0- 0		0- 0	
4- 6	0- 0		0- 0		NON-CONFERENCE	0- 0		0- 2		4- 4	
1- 3	0- 0		0- 0		HOME	0- 0		0- 1		1- 2	
3- 3	0- 0		0- 0		AWAY	0- 0		0- 1		3- 2	
0- 0	0- 0		0- 0		NEUTRAL	0- 0		0- 0		0- 0	
0- 0	0- 0		0- 0		CONFERENCE	0- 0		0- 0		0- 0	
0- 0	0- 0		0- 0		HOME	0- 0		0- 0		0- 0	
0- 0	0- 0		0- 0		AWAY	0- 0		0- 0		0- 0	
0- 0	0- 0		0- 0		NEUTRAL	0- 0		0- 0		0- 0	

RPI 1-25				RPI 26-50				RPI 51-100				RPI 101+ Team's RPI: 235			
RPI	S	Opponent	Score	RPI	S	Opponent	Score	RPI	S	Opponent	Score	RPI	S	Opponent	Score
												108	H	Stony Brook	58 73
												133	A	Provi dence	52 62
												164	A	Lehi gh	66 70
												178	H	Monmouth	50 55
												228	A	Hofstra	70 64
												240	A	Massachusetts	61 78
												280	H	Saint Joseph' s	44 61
												293	H	Si ena	72 50
												307	A	New Hampshire	71 60
												341	A	Manhattan	74 46

LAST 12 Division I GAMES:															
				228	A	Hofstra	70 64	280	H	Saint Joseph' s	44 61				
				178	H	Monmouth	50 55	341	A	Manhattan	74 46				
				133	A	Provi dence	52 62	164	A	Lehi gh	66 70				
				307	A	New Hampshire	71 60	108	H	Stony Brook	58 73				
				293	H	Si ena	72 50								
				240	A	Massachusetts	61 78								

Non-Div I Games:

Sacred Heart

Average RPI	Win:	279	WON-LOST	WINNING	LAST 10	STRENGTH OF	OPP. STRENGTH	TEAM	ADJ.	CONF.	ADJ CONF.
Average RPI	Loss:	102	RECORD	PCT. RANK	GAMES	SCHEDULE	OF SCHEDULE	RPI	RPI	RPI	RPI
DIV. I ONLY		2- 9		298	3-7	123	132	241	241	31	31
DIV. I NON-CONF.		2- 9		298	0- 1	123	132	241	241	31	31
<hr/>											
TOTALS	RPI 1-25		RPI 26-50		W-L RECORDS	RPI 51-100		RPI 101-150		RPI 150+	
2- 9	0- 1		0- 0		OVERALL	0- 4		0- 3		2- 1	
1- 2	0- 0		0- 0		HOME	0- 1		0- 1		1- 0	
1- 5	0- 1		0- 0		AWAY	0- 1		0- 2		1- 1	
0- 2	0- 0		0- 0		NEUTRAL	0- 2		0- 0		0- 0	
2- 9	0- 1		0- 0		NON-CONFERENCE	0- 4		0- 3		2- 1	
1- 2	0- 0		0- 0		HOME	0- 1		0- 1		1- 0	
1- 5	0- 1		0- 0		AWAY	0- 1		0- 2		1- 1	
0- 2	0- 0		0- 0		NEUTRAL	0- 2		0- 0		0- 0	
0- 0	0- 0		0- 0		CONFERENCE	0- 0		0- 0		0- 0	
0- 0	0- 0		0- 0		HOME	0- 0		0- 0		0- 0	
0- 0	0- 0		0- 0		AWAY	0- 0		0- 0		0- 0	
0- 0	0- 0		0- 0		NEUTRAL	0- 0		0- 0		0- 0	

RPI 1-25				RPI 26-50				RPI 51-100				RPI 101+ Team's RPI: 241			
RPI	S	Opponent	Score	RPI	S	Opponent	Score	RPI	S	Opponent	Score	RPI	S	Opponent	Score
10	A	Baylor	58 116					54	H	Duquesne	73 93	110	A	Youngstown St.	56 80
								64	A	Rutgers	52 96	115	A	Pittsburgh	75 78
								79	N	Montana	77 79	117	H	FGCU	69 83
								82	N	Boise St.	64 78	209	H	Morehead St.	89 83
												284	A	Liberty	53 82
												348	A	Longwood	91 88
<hr/>															
LAST 12 Division I GAMES:															
348	A	Longwood	91 88	79	N	Montana	77 79	115	A	Pittsburgh	75 78	209	H	Morehead St.	89 83
54	H	Duquesne	73 93	110	A	Youngstown St.	56 80	117	H	FGCU	69 83				
284	A	Liberty	53 82												
10	A	Baylor	58 116												
64	A	Rutgers	52 96												

Non-Div I Games: Seton Hill 86 74

Saint Francis (PA)

Average RPI Win:	282	WON-LOST	WINNING	LAST 10	STRENGTH OF	OPP. STRENGTH	TEAM	ADJ.	CONF.	ADJ CONF.
Average RPI Loss:	132	RECORD	PCT. RANK	GAMES	SCHEDULE	OF SCHEDULE	RPI	RPI	RPI	RPI
DIV. I ONLY	4- 7	229	4-6	232	203	280	280	17	17	
DIV. I NON-CONF.	4- 7	229	1- 0	232	203	280	280	17	17	

TOTALS	RPI 1-25	RPI 26-50	W-L RECORDS	RPI 51-100	RPI 101-150	RPI 150+				
4- 7	0- 1	0- 1	OVERALL	0- 1	0- 0	4- 4				
3- 5	0- 1	0- 1	HOME	0- 0	0- 0	3- 3				
1- 2	0- 0	0- 0	AWAY	0- 1	0- 0	1- 1				
0- 0	0- 0	0- 0	NEUTRAL	0- 0	0- 0	0- 0				
4- 7	0- 1	0- 1	NON-CONFERENCE	0- 1	0- 0	4- 4				
3- 5	0- 1	0- 1	HOME	0- 0	0- 0	3- 3				
1- 2	0- 0	0- 0	AWAY	0- 1	0- 0	1- 1				
0- 0	0- 0	0- 0	NEUTRAL	0- 0	0- 0	0- 0				
0- 0	0- 0	0- 0	CONFERENCE	0- 0	0- 0	0- 0				
0- 0	0- 0	0- 0	HOME	0- 0	0- 0	0- 0				
0- 0	0- 0	0- 0	AWAY	0- 0	0- 0	0- 0				
0- 0	0- 0	0- 0	NEUTRAL	0- 0	0- 0	0- 0				

RPI 1-25				RPI 26-50				RPI 51-100				RPI 101+				Team's RPI: 280
RPI	S	Opponent	Score	RPI	S	Opponent	Score	RPI	S	Opponent	Score	RPI	S	Opponent	Score	
23	H	Auburn	70 81	27	H	Villanova	35 47	75	A	Penn	45 65	158	A	Drexel	34 51	
												183	H	Towson	52 73	
												212	H	Temple	52 58	
												235	A	Sacred Heart	61 44	
												244	H	Rider	54 56	
												279	H	Columbia	68 61	
												290	H	Niagara	68 54	
												323	H	Loyola Maryland	49 46	
LAST 12 Division I GAMES:																
323	H	Loyola Maryland	49 46	235	A	Sacred Heart	61 44	183	H	Towson	52 73					
290	H	Niagara	68 54	75	A	Penn	45 65	23	H	Auburn	70 81					
158	A	Drexel	34 51	27	H	Villanova	35 47	279	H	Columbia	68 61					
212	H	Temple	52 58	244	H	Rider	54 56									

Non-Div I Games:

Saint Joseph's

Average RPI Win:	198	WON-LOST	WINNING	LAST 10	STRENGTH OF	OPP. STRENGTH	TEAM	ADJ.	CONF.	ADJ CONF.
Average RPI Loss:	128	RECORD	PCT. RANK	GAMES	SCHEDULE	OF SCHEDULE	RPI	RPI	RPI	RPI
DIV. I ONLY	4- 7	229	3-7	183	99	223	223	17	17	
DIV. I NON-CONF.	4- 7	229	0- 1	183	99	223	223	17	17	

TOTALS	RPI 1-25	RPI 26-50	W-L RECORDS	RPI 51-100	RPI 101-150	RPI 150+				
4- 7	0- 1	0- 0	OVERALL	0- 1	1- 2	3- 3				
2- 4	0- 1	0- 0	HOME	0- 1	1- 1	1- 1				
2- 2	0- 0	0- 0	AWAY	0- 0	0- 0	2- 2				
0- 1	0- 0	0- 0	NEUTRAL	0- 0	0- 1	0- 0				
4- 7	0- 1	0- 0	NON-CONFERENCE	0- 1	1- 2	3- 3				
2- 4	0- 1	0- 0	HOME	0- 1	1- 1	1- 1				
2- 2	0- 0	0- 0	AWAY	0- 0	0- 0	2- 2				
0- 1	0- 0	0- 0	NEUTRAL	0- 0	0- 1	0- 0				
0- 0	0- 0	0- 0	CONFERENCE	0- 0	0- 0	0- 0				
0- 0	0- 0	0- 0	HOME	0- 0	0- 0	0- 0				
0- 0	0- 0	0- 0	AWAY	0- 0	0- 0	0- 0				
0- 0	0- 0	0- 0	NEUTRAL	0- 0	0- 0	0- 0				

RPI 1-25				RPI 26-50				RPI 51-100				RPI 101+ Team's RPI: 223			
RPI	S	Opponent	Score	RPI	S	Opponent	Score	RPI	S	Opponent	Score	RPI	S	Opponent	Score
3	H	UConn	42 98					55	H	Missouri	62 74	127	H	Southern Ill.	62 58
												130	H	Cincinnati	50 51
												134	N	Chattanooga	61 71
												152	A	Virginia	67 65
												161	H	Indiana St.	56 60
												165	A	Tulsa	75 86
												247	A	Illinois St.	67 72
												255	H	SIUE	63 56
												258	A	Eastern Ky.	70 43
LAST 12 Division I GAMES:															
247	A	Illinois St.	67 72	3	H	UConn	42 98	255	H	SIUE	63 56	127	H	Southern Ill.	62 58
55	H	Missouri	62 74	130	H	Cincinnati	50 51	152	A	Virginia	67 65	134	N	Chattanooga	61 71
161	H	Indiana St.	56 60	165	A	Tulsa	75 86								
258	A	Eastern Ky.	70 43												

Non-Div I Games:

Saint Louis

Average RPI Win:	190	WON-LOST	WINNING	LAST 10	STRENGTH OF	OPP. STRENGTH	TEAM	ADJ.	CONF.	ADJ CONF.
Average RPI Loss:	43	RECORD	PCT. RANK	GAMES	SCHEDULE	OF SCHEDULE	RPI	RPI	RPI	RPI
DIV. I ONLY	6- 4	119	6-4	49	80	52	52	7	7	
DIV. I NON-CONF.	6- 4	119	1- 0	49	80	52	52	7	7	

TOTALS	RPI 1-25	RPI 26-50	W-L RECORDS	RPI 51-100	RPI 101-150	RPI 150+				
6- 4	0- 2	1- 0	OVERALL	0- 1	1- 1	4- 0				
2- 2	0- 2	1- 0	HOME	0- 0	0- 0	1- 0				
3- 2	0- 0	0- 0	AWAY	0- 1	1- 1	2- 0				
1- 0	0- 0	0- 0	NEUTRAL	0- 0	0- 0	1- 0				
6- 4	0- 2	1- 0	NON-CONFERENCE	0- 1	1- 1	4- 0				
2- 2	0- 2	1- 0	HOME	0- 0	0- 0	1- 0				
3- 2	0- 0	0- 0	AWAY	0- 1	1- 1	2- 0				
1- 0	0- 0	0- 0	NEUTRAL	0- 0	0- 0	1- 0				
0- 0	0- 0	0- 0	CONFERENCE	0- 0	0- 0	0- 0				
0- 0	0- 0	0- 0	HOME	0- 0	0- 0	0- 0				
0- 0	0- 0	0- 0	AWAY	0- 0	0- 0	0- 0				
0- 0	0- 0	0- 0	NEUTRAL	0- 0	0- 0	0- 0				

RPI 1-25				RPI 26-50				RPI 51-100 Team's RPI: 52				RPI 101+			
RPI	S	Opponent	Score	RPI	S	Opponent	Score	RPI	S	Opponent	Score	RPI	S	Opponent	Score
2	H	Oregon	55 79	48	H	Wyomi ng	90 84	61	A	Oregon St.	56 89	104	A	UC Davi s	74 76
6	H	Cal i forni a	78 81									136	A	Washi ngton St.	70 64
												173	H	Mi l waukee	73 71
												187	N	Texas St.	89 62
												285	A	UC Santa Barbara	80 55
												313	A	Cal Poly	69 51

LAST 12 Divi sion I GAMES:															
187	N	Texas St.	89 62	313	A	Cal Poly	69 51	285	A	UC Santa Barbara	80 55	2	H	Oregon	55 79
104	A	UC Davi s	74 76	61	A	Oregon St.	56 89	173	H	Mi l waukee	73 71	136	A	Washi ngton St.	70 64
6	H	Cal i forni a	78 81												
48	H	Wyomi ng	90 84												

Non-Div I Games:

Saint Mary's (CA)

Average RPI Win:	338	WON-LOST	WINNING	LAST 10	STRENGTH OF	OPP. STRENGTH	TEAM	ADJ.	CONF.	ADJ CONF.
Average RPI Loss:	182	RECORD	PCT. RANK	GAMES	SCHEDULE	OF SCHEDULE	RPI	RPI	RPI	RPI
DIV. I ONLY	5- 6	178	4-6	303	344	286	286	27	27	
DIV. I NON-CONF.	5- 6	178	1- 0	303	344	286	286	27	27	

TOTALS	RPI 1-25	RPI 26-50	W-L RECORDS	RPI 51-100	RPI 101-150	RPI 150+				
5- 6	0- 0	0- 0	OVERALL	0- 1	0- 2	5- 3				
4- 1	0- 0	0- 0	HOME	0- 0	0- 0	4- 1				
1- 5	0- 0	0- 0	AWAY	0- 1	0- 2	1- 2				
0- 0	0- 0	0- 0	NEUTRAL	0- 0	0- 0	0- 0				
5- 6	0- 0	0- 0	NON-CONFERENCE	0- 1	0- 2	5- 3				
4- 1	0- 0	0- 0	HOME	0- 0	0- 0	4- 1				
1- 5	0- 0	0- 0	AWAY	0- 1	0- 2	1- 2				
0- 0	0- 0	0- 0	NEUTRAL	0- 0	0- 0	0- 0				
0- 0	0- 0	0- 0	CONFERENCE	0- 0	0- 0	0- 0				
0- 0	0- 0	0- 0	HOME	0- 0	0- 0	0- 0				
0- 0	0- 0	0- 0	AWAY	0- 0	0- 0	0- 0				
0- 0	0- 0	0- 0	NEUTRAL	0- 0	0- 0	0- 0				

RPI 1-25				RPI 26-50				RPI 51-100				RPI 101+				Team's RPI: 286
RPI	S	Opponent	Score	RPI	S	Opponent	Score	RPI	S	Opponent	Score	RPI	S	Opponent	Score	
								89	A	Boston College	57	89				
												113	A	Seton Hall	47	90
												121	A	Yale	56	72
												198	H	Cal St. Fullerton	45	69
												269	A	UMass Lowell	57	59
												304	A	St. Francis Brooklyn	70	74
												330	H	NJIT	70	57
												331	A	Lafayette	62	60
												334	H	Wagner	69	57
												344	H	Fairleigh Dickinson	75	58
												350	H	LIU Brooklyn	86	59
LAST 12 Division I GAMES:																
344	H	Fairleigh Dickinson	75	58	334	H	Wagner	69	57							
304	A	St. Francis Brooklyn	70	74	331	A	Lafayette	62	60							
198	H	Cal St. Fullerton	45	69	350	H	LIU Brooklyn	86	59							
121	A	Yale	56	72	89	A	Boston College	57	89							
113	A	Seton Hall	47	90	269	A	UMass Lowell	57	59							
					330	H	NJIT	70	57							

Non-Div I Games:

Saint Peter's

Average RPI Win:	279	WON-LOST	WINNING	LAST 10	STRENGTH OF	OPP. STRENGTH	TEAM	ADJ.	CONF.	ADJ CONF.
Average RPI Loss:	143	RECORD	PCT. RANK	GAMES	SCHEDULE	OF SCHEDULE	RPI	RPI	RPI	RPI

DIV. I ONLY	2- 5	261	5-5	60	326	176	176	24	24
DIV. I NON-CONF.	2- 5	261	0- 1	60	326	176	176	24	24
TOTALS	RPI 1-25	RPI 26-50	W-L RECORDS	RPI 51-100	RPI 101-150	RPI 150+			
2- 5	0- 0	0- 0	OVERALL	0- 2	0- 1	2- 2			
0- 1	0- 0	0- 0	HOME	0- 0	0- 1	0- 0			
2- 3	0- 0	0- 0	AWAY	0- 2	0- 0	2- 1			
0- 1	0- 0	0- 0	NEUTRAL	0- 0	0- 0	0- 1			
2- 5	0- 0	0- 0	NON-CONFERENCE	0- 2	0- 1	2- 2			
0- 1	0- 0	0- 0	HOME	0- 0	0- 1	0- 0			
2- 3	0- 0	0- 0	AWAY	0- 2	0- 0	2- 1			
0- 1	0- 0	0- 0	NEUTRAL	0- 0	0- 0	0- 1			
0- 0	0- 0	0- 0	CONFERENCE	0- 0	0- 0	0- 0			
0- 0	0- 0	0- 0	HOME	0- 0	0- 0	0- 0			
0- 0	0- 0	0- 0	AWAY	0- 0	0- 0	0- 0			
0- 0	0- 0	0- 0	NEUTRAL	0- 0	0- 0	0- 0			

RPI 1-25				RPI 26-50				RPI 51-100				RPI 101+ Team' s RPI: 176			
RPI	S	Opponent	Score	RPI	S	Opponent	Score	RPI	S	Opponent	Score	RPI	S	Opponent	Score
								76	A	TCU	59 72	124	H	Oral Roberts	62 73
								96	A	LSU	52 66	182	N	Troy	79 84
												221	A	Southern Mi ss.	65 61
												237	A	Wi chi ta St.	55 63
												336	A	Loui si ana	68 62
LAST 12 Di vi si on I GAMES:															
				76	A	TCU	59 72	96	A	LSU	52 66				
				124	H	Oral Roberts	62 73								
				336	A	Loui si ana	68 62								
				221	A	Southern Mi ss.	65 61								
				182	N	Troy	79 84								
				237	A	Wi chi ta St.	55 63								

Non-Div I Games: UNKNOWN 94 46 Wiley 101 63 Jarvis Christian 100 55

Sam Houston St.

Average RPI Win: 235
Average RPI Loss: 145

WON-LOST
RECORD

WINNING
PCT. RANK

LAST 10
GAMES

STRENGTH OF
SCHEDULE

OPP. STRENGTH
OF SCHEDULE

TEAM
RPI

ADJ.
RPI

CONF.
RPI

ADJ CONF.
RPI

DIV. I ONLY	3- 9	271	3-7	78	285	192	192	22	22
DIV. I NON-CONF.	3- 9	271	0- 1	78	285	192	192	22	22

TOTALS	RPI 1-25	RPI 26-50	W-L RECORDS	RPI 51-100	RPI 101-150	RPI 150+			
3- 9	0- 1	0- 1	OVERALL	0- 1	0- 2	3- 4			
1- 1	0- 0	0- 0	HOME	0- 0	0- 1	1- 0			
2- 8	0- 1	0- 1	AWAY	0- 1	0- 1	2- 4			
0- 0	0- 0	0- 0	NEUTRAL	0- 0	0- 0	0- 0			
3- 9	0- 1	0- 1	NON-CONFERENCE	0- 1	0- 2	3- 4			
1- 1	0- 0	0- 0	HOME	0- 0	0- 1	1- 0			
2- 8	0- 1	0- 1	AWAY	0- 1	0- 1	2- 4			
0- 0	0- 0	0- 0	NEUTRAL	0- 0	0- 0	0- 0			
0- 0	0- 0	0- 0	CONFERENCE	0- 0	0- 0	0- 0			
0- 0	0- 0	0- 0	HOME	0- 0	0- 0	0- 0			
0- 0	0- 0	0- 0	AWAY	0- 0	0- 0	0- 0			
0- 0	0- 0	0- 0	NEUTRAL	0- 0	0- 0	0- 0			

RPI 1-25				RPI 26-50				RPI 51-100				RPI 101+ Team's RPI: 192			
RPI	S	Opponent	Score	RPI	S	Opponent	Score	RPI	S	Opponent	Score	RPI	S	Opponent	Score
23	A	Auburn	46 73	40	A	Colorado	39 81	72	A	UT Martin	68 89	109	A	Oklahoma St.	62 82
												140	H	UAB	41 66
												182	A	Troy	52 72
												185	A	Denver	87 83
												201	A	Al abama St.	60 51
												221	A	Southern Mi ss.	40 76
												231	A	Hampton	57 64
												287	A	Memphi s	48 53
												318	H	Presbyteri an	75 54
LAST 12 Division I GAMES:															
318	H	Presbyteri an	75 54	40	A	Col orado	39 81	185	A	Denver	87 83				
231	A	Hampton	57 64	23	A	Auburn	46 73	287	A	Memphi s	48 53				
109	A	Oklahoma St.	62 82	60	51	140	41 66	72	A	UT Martin	68 89				
221	A	Southern Mi ss.	40 76	52	72										
201	A	Al abama St.	60 51												
182	A	Troy	52 72												

Non-Div I Games:

Rhodes

71 54

Samford

Average RPI Win: 255

Average RPI Loss: 131

WON-LOST
RECORDWINNING
PCT. RANKLAST 10
GAMESSTRENGTH OF
SCHEDULEOPP. STRENGTH
OF SCHEDULETEAM
RPIADJ.
RPICONF.
RPIADJ CONF.
RPIDIV. I ONLY
DIV. I NON-CONF.6- 4
6- 4119
1197-3
1- 0274
27497
97188
188188
1887
77
7

TOTALS

RPI 1-25

RPI 26-50

W-L RECORDS

RPI 51-100

RPI 101-150

RPI 150+

6- 4

0- 1

0- 1

OVERALL

0- 0

0- 0

6- 2

5- 1

0- 1

0- 0

HOME

0- 0

0- 0

5- 0

1- 3

0- 0

0- 1

AWAY

0- 0

0- 0

1- 2

0- 0

0- 0

0- 0

NEUTRAL

0- 0

0- 0

0- 0

6- 4

0- 1

0- 1

NON-CONFERENCE

0- 0

0- 0

6- 2

5- 1

0- 1

0- 0

HOME

0- 0

0- 0

5- 0

1- 3

0- 0

0- 1

AWAY

0- 0

0- 0

1- 2

0- 0

0- 0

0- 0

NEUTRAL

0- 0

0- 0

0- 0

0- 0

0- 0

0- 0

CONFERENCE

0- 0

0- 0

0- 0

0- 0

0- 0

0- 0

HOME

0- 0

0- 0

0- 0

0- 0

0- 0

0- 0

AWAY

0- 0

0- 0

0- 0

0- 0

0- 0

0- 0

NEUTRAL

0- 0

0- 0

0- 0

RPI 1-25

RPI 26-50

RPI 51-100

RPI 101+

Team's RPI: 188

RPI	S	Opponent	Score
6	H	Cal i forni a	53 70

RPI	S	Opponent	Score
31	A	Mi nnesota	48 53

RPI	S	Opponent	Score
-----	---	----------	-------

RPI	S	Opponent	Score
194	H	San Diego St.	72 71
208	A	Southern Utah	59 69
245	H	Dartmouth	78 76
263	H	Hawai i	58 50
264	H	Clevel and St.	83 82
273	A	Long Beach St.	60 56
278	A	UTSA	77 87
289	H	San Jose St.	83 79

LAST 12 Division I GAMES:

6	H	Cal i forni a	53 70	289	H	San Jose St.	83 79
264	H	Clevel and St.	83 82	278	A	UTSA	77 87
31	A	Mi nnesota	48 53	273	A	Long Beach St.	60 56
263	H	Hawai i	58 50	245	H	Dartmouth	78 76
208	A	Southern Utah	59 69	194	H	San Diego St.	72 71

Non-Div I Games: Cal St. San B'dino 76 58

San Diego

Average RPI Win: 224

Average RPI Loss: 159

WON-LOST
RECORDWINNING
PCT. RANKLAST 10
GAMESSTRENGTH OF
SCHEDULEOPP. STRENGTH
OF SCHEDULETEAM
RPIADJ.
RPICONF.
RPIADJ CONF.
RPIDIV. I ONLY
DIV. I NON-CONF.5- 6
5- 6178
1784-6
0- 1148
148275
275194
194194
1949
99
9

TOTALS

RPI 1-25

RPI 26-50

W-L RECORDS

RPI 51-100

RPI 101-150

RPI 150+

5- 6
3- 3
2- 3
0- 00- 0
0- 0
0- 0
0- 00- 0
0- 0
0- 0
0- 0OVERALL
HOME
AWAY
NEUTRAL1- 1
0- 1
1- 0
0- 00- 3
0- 1
0- 2
0- 04- 2
3- 1
1- 1
0- 05- 6
3- 3
2- 3
0- 00- 0
0- 0
0- 0
0- 00- 0
0- 0
0- 0
0- 0NON-CONFERENCE
HOME
AWAY
NEUTRAL1- 1
0- 1
1- 0
0- 00- 3
0- 1
0- 2
0- 04- 2
3- 1
1- 1
0- 00- 0
0- 0
0- 0
0- 00- 0
0- 0
0- 0
0- 00- 0
0- 0
0- 0
0- 0CONFERENCE
HOME
AWAY
NEUTRAL0- 0
0- 0
0- 0
0- 00- 0
0- 0
0- 0
0- 00- 0
0- 0
0- 0
0- 0

RPI 1-25

RPI 26-50

RPI 51-100

RPI 101+

Team's RPI: 194

RPI S Opponent Score

RPI S Opponent Score

RPI S Opponent Score

RPI S Opponent Score

76 H TCU 64 81
97 A UC Irvine 78 70111 H Arizona 60 69
146 A CSUN 74 77
150 A Santa Clara 43 60
188 A San Diego 71 72
198 A Cal St. Fullerton 83 72
263 H Hawaii 58 57
265 H California Baptist 83 67
285 H UC Santa Barbara 58 63
298 H Incarnate Word 81 38

LAST 12 Division I GAMES:

285 H UC Santa Barbara 58 63
298 H Incarnate Word 81 38
198 A Cal St. Fullerton 83 72
150 A Santa Clara 43 60
263 H Hawaii 58 57
146 A CSUN 74 77
97 A UC Irvine 78 70
111 H Arizona 60 69
188 A San Diego 71 72
76 H TCU 64 81
265 H California Baptist 83 67S
a
n
D
i
e
g
o
S
t
.S
a
n
D
i
e
g
o
S
t
.

Non-Div I Games:

San Diego St.

Average RPI Win:	283	WON-LOST	WINNING	LAST 10	STRENGTH OF	OPP. STRENGTH	TEAM	ADJ.	CONF.	ADJ CONF.
Average RPI Loss:	113	RECORD	PCT. RANK	GAMES	SCHEDULE	OF SCHEDULE	RPI	RPI	RPI	RPI
DIV. I ONLY	4- 7	229	3-7	279	114	266	266	7	7	
DIV. I NON-CONF.	4- 7	229	0- 1	279	114	266	266	7	7	

TOTALS	RPI 1-25	RPI 26-50	W-L RECORDS	RPI 51-100	RPI 101-150	RPI 150+				
4- 7	0- 1	0- 0	OVERALL	0- 1	0- 4	4- 1				
1- 3	0- 0	0- 0	HOME	0- 1	0- 2	1- 0				
1- 3	0- 1	0- 0	AWAY	0- 0	0- 2	1- 0				
2- 1	0- 0	0- 0	NEUTRAL	0- 0	0- 0	2- 1				
4- 7	0- 1	0- 0	NON-CONFERENCE	0- 1	0- 4	4- 1				
1- 3	0- 0	0- 0	HOME	0- 1	0- 2	1- 0				
1- 3	0- 1	0- 0	AWAY	0- 0	0- 2	1- 0				
2- 1	0- 0	0- 0	NEUTRAL	0- 0	0- 0	2- 1				
0- 0	0- 0	0- 0	CONFERENCE	0- 0	0- 0	0- 0				
0- 0	0- 0	0- 0	HOME	0- 0	0- 0	0- 0				
0- 0	0- 0	0- 0	AWAY	0- 0	0- 0	0- 0				
0- 0	0- 0	0- 0	NEUTRAL	0- 0	0- 0	0- 0				

RPI 1-25				RPI 26-50				RPI 51-100				RPI 101+ Team's RPI: 266			
RPI	S	Opponent	Score	RPI	S	Opponent	Score	RPI	S	Opponent	Score	RPI	S	Opponent	Score
5	A	Stanford	62 96					78	H	Northern Colo.	63 68	104	H	UC Davis	68 70
												136	A	Washington St.	61 91
												138	H	UT Arlington	73 80
												147	A	Idaho	63 70
												180	N	North Dakota	97 100
												203	A	Sacramento St.	86 75
												289	H	San Jose St.	85 63
												313	N	Cal Poly	65 62
												325	N	North Dakota St.	75 42
LAST 12 Division I GAMES:															
180	N	North Dakota	97 100	104	H	UC Davis	68 70	203	A	Sacramento St.	86 75	147	A	Idaho	63 70
325	N	North Dakota St.	75 42	136	A	Washington St.	61 91	138	H	UT Arlington	73 80	78	H	Northern Colo.	63 68
313	N	Cal Poly	65 62												
5	A	Stanford	62 96												
289	H	San Jose St.	85 63												

Non-Div I Games:

San Francisco

Average RPI Win:	303	WON-LOST	WINNING	LAST 10	STRENGTH OF	OPP. STRENGTH	TEAM	ADJ.	CONF.	ADJ CONF.
Average RPI Loss:	140	RECORD	PCT. RANK	GAMES	SCHEDULE	OF SCHEDULE	RPI	RPI	RPI	RPI
DIV. I ONLY	1- 9	328	1-9	80	271	289	289	9	9	
DIV. I NON-CONF.	1- 9	328	0- 1	80	271	289	289	9	9	

TOTALS	RPI 1-25	RPI 26-50	W-L RECORDS	RPI 51-100	RPI 101-150	RPI 150+				
1- 9	0- 0	0- 1	OVERALL	0- 1	0- 4	1- 3				
1- 3	0- 0	0- 0	HOME	0- 1	0- 2	1- 0				
0- 6	0- 0	0- 1	AWAY	0- 0	0- 2	0- 3				
0- 0	0- 0	0- 0	NEUTRAL	0- 0	0- 0	0- 0				
1- 9	0- 0	0- 1	NON-CONFERENCE	0- 1	0- 4	1- 3				
1- 3	0- 0	0- 0	HOME	0- 1	0- 2	1- 0				
0- 6	0- 0	0- 1	AWAY	0- 0	0- 2	0- 3				
0- 0	0- 0	0- 0	NEUTRAL	0- 0	0- 0	0- 0				
0- 0	0- 0	0- 0	CONFERENCE	0- 0	0- 0	0- 0				
0- 0	0- 0	0- 0	HOME	0- 0	0- 0	0- 0				
0- 0	0- 0	0- 0	AWAY	0- 0	0- 0	0- 0				
0- 0	0- 0	0- 0	NEUTRAL	0- 0	0- 0	0- 0				

RPI 1-25				RPI 26-50				RPI 51-100				RPI 101+ Team's RPI: 289			
RPI	S	Opponent	Score	RPI	S	Opponent	Score	RPI	S	Opponent	Score	RPI	S	Opponent	Score
				40	A	Colorado	64 76	97	H	UC Irvine	66 74	103	H	Paci fic	67 91
												112	A	Nebraska	63 96
												146	A	CSUN	40 76
												150	H	Santa Clara	56 62
												156	A	Portland St.	51 80
												188	A	San Di ego	79 83
												266	A	San Franci sco	63 85
												303	H	CSU Bakersfi el d	82 72

LAST 12 Division I GAMES:															
				188	A	San Di ego	79 83	112	A	Nebraska	63 96				
				146	A	CSUN	40 76	40	A	Col orado	64 76				
				150	H	Santa Clara	56 62	97	H	UC Irvi ne	66 74				
				266	A	San Franci sco	63 85	103	H	Paci fic	67 91				
								303	H	CSU Bakersfi el d	82 72				
								156	A	Portland St.	51 80				

Non-Div I Games: San Fran. St. 66 73

San Jose St.

Average RPI Win:	235	WON-LOST	WINNING	LAST 10	STRENGTH OF	OPP. STRENGTH	TEAM	ADJ.	CONF.	ADJ CONF.
Average RPI Loss:	88	RECORD	PCT. RANK	GAMES	SCHEDULE	OF SCHEDULE	RPI	RPI	RPI	RPI

DIV. I ONLY	6- 4	119	6-4	218	139	150	150	7	7
DIV. I NON-CONF.	6- 4	119	1- 0	218	139	150	150	7	7
TOTALS	RPI 1-25	RPI 26-50	W-L RECORDS	RPI 51-100	RPI 101-150	RPI 150+			
6- 4	0- 0	0- 1	OVERALL	0- 2	0- 1	6- 0			
4- 1	0- 0	0- 0	HOME	0- 0	0- 1	4- 0			
2- 3	0- 0	0- 1	AWAY	0- 2	0- 0	2- 0			
0- 0	0- 0	0- 0	NEUTRAL	0- 0	0- 0	0- 0			
6- 4	0- 0	0- 1	NON-CONFERENCE	0- 2	0- 1	6- 0			
4- 1	0- 0	0- 0	HOME	0- 0	0- 1	4- 0			
2- 3	0- 0	0- 1	AWAY	0- 2	0- 0	2- 0			
0- 0	0- 0	0- 0	NEUTRAL	0- 0	0- 0	0- 0			
0- 0	0- 0	0- 0	CONFERENCE	0- 0	0- 0	0- 0			
0- 0	0- 0	0- 0	HOME	0- 0	0- 0	0- 0			
0- 0	0- 0	0- 0	AWAY	0- 0	0- 0	0- 0			
0- 0	0- 0	0- 0	NEUTRAL	0- 0	0- 0	0- 0			

RPI 1-25				RPI 26-50				RPI 51-100				RPI 101+				Team's RPI: 150	
RPI	S	Opponent	Score	RPI	S	Opponent	Score	RPI	S	Opponent	Score	RPI	S	Opponent	Score		
				47	A	Southern Cal i forn i a	46 77	61	A	Oregon St.	31 82	146	H	CSUN	38 53		
								99	A	Fresno St.	53 80	163	H	Missouri St.	77 73		
												194	H	San Diego St.	60 43		
												198	A	Cal St. Fullerton	64 60		
												222	H	Nevada	56 48		
												289	A	San Jose St.	62 56		
												342	H	Grand Canyon	75 55		
LAST 12 Di vi si on I GAMES:																	
				342	H	Grand Canyon	75 55	163	H	Missouri St.	77 73						
				289	A	San Jose St.	62 56	198	A	Cal St. Fullerton	64 60						
				99	A	Fresno St.	53 80	47	A	Southern Cal i forn i a	46 77						
				61	A	Oregon St.	31 82	194	H	San Diego St.	60 43						
				146	H	CSUN	38 53	222	H	Nevada	56 48						

Non-Div I Games: Sonoma St. 98 38

Santa Clara

Average RPI Win:	0	WON-LOST	WINNING	LAST 10	STRENGTH OF	OPP. STRENGTH	TEAM	ADJ.	CONF.	ADJ CONF.
Average RPI Loss:	167	RECORD	PCT. RANK	GAMES	SCHEDULE	OF SCHEDULE	RPI	RPI	RPI	RPI
DIV. I ONLY	0- 6	333	2-6	316	82	345	345	32	32	
DIV. I NON-CONF.	0- 6	333	0- 1	316	82	345	345	32	32	

TOTALS	RPI 1-25	RPI 26-50	W-L RECORDS	RPI 51-100	RPI 101-150	RPI 150+				
0- 6	0- 0	0- 2	OVERALL	0- 0	0- 0	0- 4				
0- 3	0- 0	0- 0	HOME	0- 0	0- 0	0- 3				
0- 3	0- 0	0- 2	AWAY	0- 0	0- 0	0- 1				
0- 0	0- 0	0- 0	NEUTRAL	0- 0	0- 0	0- 0				
0- 6	0- 0	0- 2	NON-CONFERENCE	0- 0	0- 0	0- 4				
0- 3	0- 0	0- 0	HOME	0- 0	0- 0	0- 3				
0- 3	0- 0	0- 2	AWAY	0- 0	0- 0	0- 1				
0- 0	0- 0	0- 0	NEUTRAL	0- 0	0- 0	0- 0				
0- 0	0- 0	0- 0	CONFERENCE	0- 0	0- 0	0- 0				
0- 0	0- 0	0- 0	HOME	0- 0	0- 0	0- 0				
0- 0	0- 0	0- 0	AWAY	0- 0	0- 0	0- 0				
0- 0	0- 0	0- 0	NEUTRAL	0- 0	0- 0	0- 0				

RPI 1-25				RPI 26-50				RPI 51-100				RPI 101+ Team's RPI: 345			
RPI	S	Opponent	Score	RPI	S	Opponent	Score	RPI	S	Opponent	Score	RPI	S	Opponent	Score
				35	A	South Dakota St.	49 97					214	H	Texas Southern	41 65
				42	A	DePaul	61 124					224	H	Ga. Southern	71 82
												232	H	Jacksonville	58 68
												257	A	Ole Miss	51 74
LAST 12 Division I GAMES:															
				257	A	Ole Miss	51 74	35	A	South Dakota St.	49 97				
				214	H	Texas Southern	41 65								
				42	A	DePaul	61 124								
				232	H	Jacksonville	58 68								
				224	H	Ga. Southern	71 82								

Non-Div I Games: Carver 101 49 Wesleyan (GA) 155 26

Savannah St.

Average RPI Win:	0	WON-LOST	WINNING	LAST 10	STRENGTH OF	OPP. STRENGTH	TEAM	ADJ.	CONF.	ADJ CONF.
Average RPI Loss:	168	RECORD	PCT. RANK	GAMES	SCHEDULE	OF SCHEDULE	RPI	RPI	RPI	RPI
DIV. I ONLY	0- 12	333	0-10	132	287	322	322	30	30	
DIV. I NON-CONF.	0- 12	333	0- 1	132	287	322	322	30	30	

TOTALS	RPI 1-25	RPI 26-50	W-L RECORDS	RPI 51-100	RPI 101-150	RPI 150+				
0- 12	0- 0	0- 0	OVERALL	0- 1	0- 5	0- 6				
0- 5	0- 0	0- 0	HOME	0- 1	0- 1	0- 3				
0- 6	0- 0	0- 0	AWAY	0- 0	0- 3	0- 3				
0- 1	0- 0	0- 0	NEUTRAL	0- 0	0- 1	0- 0				
0- 12	0- 0	0- 0	NON-CONFERENCE	0- 1	0- 5	0- 6				
0- 5	0- 0	0- 0	HOME	0- 1	0- 1	0- 3				
0- 6	0- 0	0- 0	AWAY	0- 0	0- 3	0- 3				
0- 1	0- 0	0- 0	NEUTRAL	0- 0	0- 1	0- 0				
0- 0	0- 0	0- 0	CONFERENCE	0- 0	0- 0	0- 0				
0- 0	0- 0	0- 0	HOME	0- 0	0- 0	0- 0				
0- 0	0- 0	0- 0	AWAY	0- 0	0- 0	0- 0				
0- 0	0- 0	0- 0	NEUTRAL	0- 0	0- 0	0- 0				

RPI 1-25				RPI 26-50				RPI 51-100				RPI 101+				Team's RPI: 322
RPI	S	Opponent	Score	RPI	S	Opponent	Score	RPI	S	Opponent	Score	RPI	S	Opponent	Score	
								100	H	Washington	58 69	101	A	Utah	62 89	
												103	A	Paci fi c	61 75	
												104	A	UC Davi s	59 76	
												111	N	Ari zona	54 84	
												142	H	Northern Ari z.	58 65	
												156	A	Portland St.	43 68	
												198	H	Cal St. Fullerton	54 57	
												205	H	Pepperdi ne	64 78	
												222	A	Nevada	54 67	
												263	A	Hawai i	51 67	
												313	H	Cal Poly	50 60	
LAST 12 Division I GAMES:																
222	A	Nevada	54 67	313	H	Cal Poly	50 60	104	A	UC Davi s	59 76					
156	A	Portland St.	43 68	103	A	Paci fi c	61 75	205	H	Pepperdi ne	64 78					
263	A	Hawai i	51 67	100	H	Washi ngton	58 69	101	A	Utah	62 89					
111	N	Ari zona	54 84													
142	H	Northern Ari z.	58 65													
198	H	Cal St. Fullerton	54 57													

Non-Div I Games:

Seattle U

Average RPI	Win:	258	WON-LOST	WINNING	LAST 10	STRENGTH OF	OPP. STRENGTH	TEAM	ADJ.	CONF.	ADJ CONF.
Average RPI	Loss:	38	RECORD	PCT. RANK	GAMES	SCHEDULE	OF SCHEDULE	RPI	RPI	RPI	RPI
DIV. I ONLY		8- 3		71	7-3	228	147	113	113	3	3
DIV. I NON-CONF.		8- 3		71	1- 0	228	147	113	113	3	3

TOTALS	RPI 1-25		RPI 26-50		W-L RECORDS	RPI 51-100		RPI 101-150		RPI 150+	
8- 3	0- 1		0- 1		OVERALL	1- 1		0- 0		7- 0	
6- 0	0- 0		0- 0		HOME	0- 0		0- 0		6- 0	
1- 2	0- 1		0- 1		AWAY	1- 0		0- 0		0- 0	
1- 1	0- 0		0- 0		NEUTRAL	0- 1		0- 0		1- 0	
8- 3	0- 1		0- 1		NON-CONFERENCE	1- 1		0- 0		7- 0	
6- 0	0- 0		0- 0		HOME	0- 0		0- 0		6- 0	
1- 2	0- 1		0- 1		AWAY	1- 0		0- 0		0- 0	
1- 1	0- 0		0- 0		NEUTRAL	0- 1		0- 0		1- 0	
0- 0	0- 0		0- 0		CONFERENCE	0- 0		0- 0		0- 0	
0- 0	0- 0		0- 0		HOME	0- 0		0- 0		0- 0	
0- 0	0- 0		0- 0		AWAY	0- 0		0- 0		0- 0	
0- 0	0- 0		0- 0		NEUTRAL	0- 0		0- 0		0- 0	

RPI 1-25				RPI 26-50				RPI 51-100				RPI 101+ Team's RPI: 113			
RPI	S	Opponent	Score	RPI	S	Opponent	Score	RPI	S	Opponent	Score	RPI	S	Opponent	Score
3	A	UConn	61 99	46	A	UCLA	62 78	66	N	Georgi a Tech	73 84	236	H	Kennesaw St.	102 80
								87	A	Princeton	70 66	269	H	UMass Lowell	90 57
												272	N	UNC Greensboro	71 64
												278	H	UTSA	84 53
												286	H	Saint Peter's	90 47
												304	H	St. Francis Brooklyn	100 77
												334	H	Wagner	95 40

LAST 12 Division I GAMES:															
272	N	UNC Greensboro	71 64	66	N	Georgi a Tech	73 84	3	A	UConn	61 99				
87	A	Princeton	70 66												
278	H	UTSA	84 53	286	H	Saint Peter's	90 47								
236	H	Kennesaw St.	102 80	269	H	UMass Lowell	90 57								
334	H	Wagner	95 40	304	H	St. Francis Brooklyn	100 77								
				46	A	UCLA	62 78								

Non-Div I Games:

Seton Hall

Siena

S
i
e
n
a

Si ena

Average RPI Win: 219 WON-LOST RECORD WINNING PCT. RANK LAST 10 GAMES STRENGTH OF SCHEDULE OPP. STRENGTH OF SCHEDULE TEAM RPI ADJ. RPI CONF. RPI ADJ CONF. RPI

DIV. I ONLY	9- 0	1	10-0	347	12	116	116	19	19
DIV. I NON-CONF.	9- 0	1	1- 0	347	12	116	116	19	19
TOTALS	RPI 1-25	RPI 26-50	W-L RECORDS	RPI 51-100	RPI 101-150	RPI 150+			
9- 0	0- 0	0- 0	OVERALL	1- 0	2- 0	6- 0			
3- 0	0- 0	0- 0	HOME	0- 0	0- 0	3- 0			
5- 0	0- 0	0- 0	AWAY	1- 0	1- 0	3- 0			
1- 0	0- 0	0- 0	NEUTRAL	0- 0	1- 0	0- 0			
9- 0	0- 0	0- 0	NON-CONFERENCE	1- 0	2- 0	6- 0			
3- 0	0- 0	0- 0	HOME	0- 0	0- 0	3- 0			
5- 0	0- 0	0- 0	AWAY	1- 0	1- 0	3- 0			
1- 0	0- 0	0- 0	NEUTRAL	0- 0	1- 0	0- 0			
0- 0	0- 0	0- 0	CONFERENCE	0- 0	0- 0	0- 0			
0- 0	0- 0	0- 0	HOME	0- 0	0- 0	0- 0			
0- 0	0- 0	0- 0	AWAY	0- 0	0- 0	0- 0			
0- 0	0- 0	0- 0	NEUTRAL	0- 0	0- 0	0- 0			

RPI S Opponent	RPI S Opponent	RPI S Opponent	RPI S Opponent	Team's RPI: 116
RPI 1-25	RPI 26-50	RPI 51-100	RPI 101+	Score
98 A Alabama	72 67	119 A Southern U.	53 49	
140 N New Mexico St.	68 67	201 H Alabama St.	77 65	
201 H Alabama St.	77 65	221 H Southern Mi ss.	77 68	
		277 H ETSU	81 74	
		291 A Central Ark.	58 50	
		301 A Tennessee St.	78 56	
		320 A FIU	84 77	
LAST 12 Division I GAMES:				
320 A FIU	84 77	98 A Alabama	72 67	
140 N New Mexico St.	68 67	301 A Tennessee St.	78 56	
201 H Alabama St.	77 65	277 H ETSU	81 74	
		119 A Southern U.	53 49	
		291 A Central Ark.	58 50	
		221 H Southern Mi ss.	77 68	

Non-Div I Games: Faulkner 97 40 Spring Hill 75 57

South Alabama

Average RPI	Win: 155	WON-LOST	WINNING	LAST 10	STRENGTH OF	OPP. STRENGTH	TEAM	ADJ.	CONF.	ADJ CONF.
Average RPI	Loss: 32	RECORD	PCT. RANK	GAMES	SCHEDULE	OF SCHEDULE	RPI	RPI	RPI	RPI
DIV. I ONLY	7- 4	103	6-4	67	22	68	68	6	6	
DIV. I NON-CONF.	7- 4	103	0- 1	67	22	68	68	6	6	

TOTALS	RPI 1-25	RPI 26-50	W-L RECORDS	RPI 51-100	RPI 101-150	RPI 150+				
7- 4	0- 2	0- 1	OVERALL	3- 1	0- 0	4- 0				
4- 2	0- 1	0- 1	HOME	2- 0	0- 0	2- 0				
2- 0	0- 0	0- 0	AWAY	1- 0	0- 0	1- 0				
1- 2	0- 1	0- 0	NEUTRAL	0- 1	0- 0	1- 0				
7- 4	0- 2	0- 1	NON-CONFERENCE	3- 1	0- 0	4- 0				
4- 2	0- 1	0- 1	HOME	2- 0	0- 0	2- 0				
2- 0	0- 0	0- 0	AWAY	1- 0	0- 0	1- 0				
1- 2	0- 1	0- 0	NEUTRAL	0- 1	0- 0	1- 0				
0- 0	0- 0	0- 0	CONFERENCE	0- 0	0- 0	0- 0				
0- 0	0- 0	0- 0	HOME	0- 0	0- 0	0- 0				
0- 0	0- 0	0- 0	AWAY	0- 0	0- 0	0- 0				
0- 0	0- 0	0- 0	NEUTRAL	0- 0	0- 0	0- 0				

RPI 1-25				RPI 26-50				RPI 51-100 Team's RPI: 68				RPI 101+			
RPI	S	Opponent	Score	RPI	S	Opponent	Score	RPI	S	Opponent	Score	RPI	S	Opponent	Score
10	H	Baylor	69 94	44	H	Maryland	61 85	61	N	Oregon St.	68 70	157	H	Appalachian St.	80 50
14	N	Drake	85 90					73	H	Dayton	65 55	201	A	Alabama St.	94 38
								77	A	Purdue	82 73	212	H	Temple	88 60
								88	H	Clemson	69 57	277	N	ETSU	101 55

LAST 12 Division I GAMES:															
14	N	Drake	85 90	73	H	Dayton	65 55	277	N	ETSU	101 55				
61	N	Oregon St.	68 70	44	H	Maryland	61 85								
212	H	Temple	88 60	88	H	Clemson	69 57	201	A	Alabama St.	94 38				
77	A	Purdue	82 73												
157	H	Appalachian St.	80 50												
10	H	Baylor	69 94												

Non-Div I Games:

South Carolina

Average RPI Win:	307	WON-LOST	WINNING	LAST 10	STRENGTH OF	OPP. STRENGTH	TEAM	ADJ.	CONF.	ADJ CONF.
Average RPI Loss:	172	RECORD	PCT. RANK	GAMES	SCHEDULE	OF SCHEDULE	RPI	RPI	RPI	RPI

DIV. I ONLY	4- 7	229	6-4	286	301	294	294	32	32
DIV. I NON-CONF.	4- 7	229	0- 0	286	301	294	294	32	32
TOTALS	RPI 1-25	RPI 26-50	W-L RECORDS	RPI 51-100	RPI 101-150	RPI 150+			
4- 7	0- 0	0- 0	OVERALL	0- 1	0- 2	4- 4			
3- 1	0- 0	0- 0	HOME	0- 0	0- 0	3- 1			
1- 4	0- 0	0- 0	AWAY	0- 0	0- 2	1- 2			
0- 2	0- 0	0- 0	NEUTRAL	0- 1	0- 0	0- 1			
4- 7	0- 0	0- 0	NON-CONFERENCE	0- 1	0- 2	4- 4			
3- 1	0- 0	0- 0	HOME	0- 0	0- 0	3- 1			
1- 4	0- 0	0- 0	AWAY	0- 0	0- 2	1- 2			
0- 2	0- 0	0- 0	NEUTRAL	0- 1	0- 0	0- 1			
0- 0	0- 0	0- 0	CONFERENCE	0- 0	0- 0	0- 0			
0- 0	0- 0	0- 0	HOME	0- 0	0- 0	0- 0			
0- 0	0- 0	0- 0	AWAY	0- 0	0- 0	0- 0			
0- 0	0- 0	0- 0	NEUTRAL	0- 0	0- 0	0- 0			

RPI	S	Opponent	Score	RPI	S	Opponent	Score	RPI	S	Opponent	Score	RPI	S	Opponent	Score	Team's RPI: 294
65	N	Wake Forest	44 58	162	N	East Carolina	63 71	106	A	Radford	31 61	111	A	Arizona	32 73	
254	H	UNLV	58 49	349	H	Charleston So.	67 58	162	N	East Carolina	63 71	174	A	Coastal Caro.	44 57	
251	H	Winthrop	50 58	174	A	Coastal Caro.	44 57	251	H	Winthrop	50 58	254	H	UNLV	58 49	
306	H	USC Upstate	71 66	338	A	Col. of Charleston	51 75	306	H	USC Upstate	71 66	318	A	Presbyterian	57 48	
111	A	Arizona	32 73	106	A	Radford	31 61	338	A	Col. of Charleston	51 75	349	H	Charleston So.	67 58	
318	A	Presbyterian	57 48													
LAST 12 Division I GAMES:																
65	N	Wake Forest	44 58	162	N	East Carolina	63 71									
254	H	UNLV	58 49	349	H	Charleston So.	67 58									
251	H	Winthrop	50 58	174	A	Coastal Caro.	44 57									
306	H	USC Upstate	71 66	338	A	Col. of Charleston	51 75									
111	A	Arizona	32 73	106	A	Radford	31 61									
318	A	Presbyterian	57 48													

Non-Div I Games: Voorhees 88 61 UNKNOWN 67 51

South Carolina St.

Average RPI Win: 123 WON-LOST WINNING LAST 10
Average RPI Loss: 16 RECORD PCT. RANK GAMES STRENGTH OF OPP. STRENGTH TEAM ADJ. CONF. ADJ CONF.
SCHEDULE OF SCHEDULE RPI RPI RPI RPI

DIV. I ONLY	10- 2	36	9-1	83	5	15	15	18	18
DIV. I NON-CONF.	10- 2	36	0- 1	83	5	15	15	18	18
TOTALS	RPI 1-25	RPI 26-50	W-L RECORDS	RPI 51-100	RPI 101-150	RPI 150+			
10- 2	1- 2	1- 0	OVERALL	2- 0	3- 0	3- 0			
3- 0	1- 0	1- 0	HOME	0- 0	0- 0	1- 0			
4- 1	0- 1	0- 0	AWAY	2- 0	1- 0	1- 0			
3- 1	0- 1	0- 0	NEUTRAL	0- 0	2- 0	1- 0			
10- 2	1- 2	1- 0	NON-CONFERENCE	2- 0	3- 0	3- 0			
3- 0	1- 0	1- 0	HOME	0- 0	0- 0	1- 0			
4- 1	0- 1	0- 0	AWAY	2- 0	1- 0	1- 0			
3- 1	0- 1	0- 0	NEUTRAL	0- 0	2- 0	1- 0			
0- 0	0- 0	0- 0	CONFERENCE	0- 0	0- 0	0- 0			
0- 0	0- 0	0- 0	HOME	0- 0	0- 0	0- 0			
0- 0	0- 0	0- 0	AWAY	0- 0	0- 0	0- 0			
0- 0	0- 0	0- 0	NEUTRAL	0- 0	0- 0	0- 0			

RPI	S	Opponent	Score	RPI	S	Opponent	Score	RPI	S	Opponent	Score	RPI	S	Opponent	Score
8	H	Iowa St.	64 59	29	H	Green Bay	55 49	55	A	Missouri	74 61	105	A	Creighton	77 65
14	A	Drake	64 76					79	A	Montana	64 41	122	N	Grambling	67 53
17	N	Indiana	60 68									129	N	Loyola Marymount	67 40
												163	A	Missouri St.	85 74
												237	N	Wichita St.	73 64
												298	H	Incarnate Word	96 43
LAST 12 Division I GAMES:															
122	N	Grambling	67 53	17	N	Indiana	60 68	129	N	Loyola Marymount	67 40				
55	A	Missouri	74 61	237	N	Wichita St.	73 64	14	A	Drake	64 76				
163	A	Missouri St.	85 74	29	H	Green Bay	55 49	298	H	Incarnate Word	96 43				
29	H	Green Bay	55 49	8	H	Iowa St.	64 59	105	A	Creighton	77 65				
8	H	Iowa St.	64 59	79	A	Montana	64 41								

Non-Div I Games: Bellevue 79 40 St. Mary (NE) 112 52

South Dakota

Average RPI	Win:	202	WON-LOST	WINNING	LAST 10	STRENGTH OF	OPP. STRENGTH	TEAM	ADJ.	CONF.	ADJ CONF.
Average RPI	Loss:	79	RECORD	PCT. RANK	GAMES	SCHEDULE	OF SCHEDULE	RPI	RPI	RPI	RPI
DIV. I ONLY		9- 4		91	6-4	268	25	153	153	8	8
DIV. I NON-CONF.		9- 4		91	0- 1	268	25	153	153	8	8

TOTALS	RPI 1-25		RPI 26-50		W-L RECORDS	RPI 51-100		RPI 101-150		RPI 150+	
9- 4	0- 1		1- 1		OVERALL	0- 0		2- 1		6- 1	
7- 0	0- 0		0- 0		HOME	0- 0		1- 0		6- 0	
1- 0	0- 0		0- 0		AWAY	0- 0		1- 0		0- 0	
1- 4	0- 1		1- 1		NEUTRAL	0- 0		0- 1		0- 1	
9- 4	0- 1		1- 1		NON-CONFERENCE	0- 0		2- 1		6- 1	
7- 0	0- 0		0- 0		HOME	0- 0		1- 0		6- 0	
1- 0	0- 0		0- 0		AWAY	0- 0		1- 0		0- 0	
1- 4	0- 1		1- 1		NEUTRAL	0- 0		0- 1		0- 1	
0- 0	0- 0		0- 0		CONFERENCE	0- 0		0- 0		0- 0	
0- 0	0- 0		0- 0		HOME	0- 0		0- 0		0- 0	
0- 0	0- 0		0- 0		AWAY	0- 0		0- 0		0- 0	
0- 0	0- 0		0- 0		NEUTRAL	0- 0		0- 0		0- 0	

RPI 1-25				RPI 26-50				RPI 51-100				RPI 101+ Team's RPI: 153			
RPI	S	Opponent	Score	RPI	S	Opponent	Score	RPI	S	Opponent	Score	RPI	S	Opponent	Score
20	N	Kentucky	63 85	37	N	North Carolina	69 71					105	N	Creighton	76 83
				46	N	UCLA	60 56					107	A	Ohio St.	71 47
												122	H	Grambling	67 50
												152	N	Virginia	67 74
												167	H	Oklahoma	87 70
												216	H	George Washington	63 30
												227	H	Bethune-Cookman	88 39
												307	H	New Hampshire	79 36
												310	H	Vermont	102 55
												312	H	Albany (NY)	74 37

LAST 12 Division I GAMES:															
310	H	Vermont	102 55	152	N	Virginia	67 74								
122	H	Grambling	67 50	105	N	Creighton	76 83								
216	H	George Washington	63 30	20	N	Kentucky	63 85								
307	H	New Hampshire	79 36	167	H	Oklahoma	87 70								
46	N	UCLA	60 56	227	H	Bethune-Cookman	88 39								
37	N	North Carolina	69 71	312	H	Albany (NY)	74 37								

Non-Div I Games:

South Fla.

Average RPI Win: 313 WON-LOST RECORD WINNING PCT. RANK LAST 10 GAMES STRENGTH OF SCHEDULE OPP. STRENGTH OF SCHEDULE TEAM RPI ADJ. RPI CONF. RPI ADJ CONF. RPI

DIV. I ONLY	3- 6	240	4-6	161	336	220	220	21	21
DIV. I NON-CONF.	3- 6	240	0- 1	161	336	220	220	21	21
TOTALS	RPI 1-25	RPI 26-50	W-L RECORDS	RPI 51-100	RPI 101-150	RPI 150+			
3- 6	0- 1	0- 0	OVERALL	0- 0	0- 3	3- 2			
1- 1	0- 0	0- 0	HOME	0- 0	0- 0	1- 1			
2- 4	0- 1	0- 0	AWAY	0- 0	0- 2	2- 1			
0- 1	0- 0	0- 0	NEUTRAL	0- 0	0- 1	0- 0			
3- 6	0- 1	0- 0	NON-CONFERENCE	0- 0	0- 3	3- 2			
1- 1	0- 0	0- 0	HOME	0- 0	0- 0	1- 1			
2- 4	0- 1	0- 0	AWAY	0- 0	0- 2	2- 1			
0- 1	0- 0	0- 0	NEUTRAL	0- 0	0- 1	0- 0			
0- 0	0- 0	0- 0	CONFERENCE	0- 0	0- 0	0- 0			
0- 0	0- 0	0- 0	HOME	0- 0	0- 0	0- 0			
0- 0	0- 0	0- 0	AWAY	0- 0	0- 0	0- 0			
0- 0	0- 0	0- 0	NEUTRAL	0- 0	0- 0	0- 0			

RPI 1-25				RPI 26-50				RPI 51-100				RPI 101+				Team's RPI: 220	
RPI	S	Opponent	Score	RPI	S	Opponent	Score	RPI	S	Opponent	Score	RPI	S	Opponent	Score		
13	A	Mississippi St.	53 88									120	A	Bradley	79 85		
												127	A	Southern Ill.	40 60		
												139	N	North Ala.	67 80		
												161	H	Indiana St.	51 62		
												262	H	Western Ill.	81 71		
												287	A	Memphis	57 69		
												330	A	NJIT	68 58		
												347	A	Evansville	54 50		
LAST 12 Division I GAMES:																	
				161	H	Indiana St.	51 62	287	A	Memphis	57 69						
				330	A	NJIT	68 58	347	A	Evansville	54 50						
				139	N	North Ala.	67 80	13	A	Mississippi St.	53 88						
				262	H	Western Ill.	81 71										
				127	A	Southern Ill.	40 60										
				120	A	Bradley	79 85										

Non-Div I Games: Ill.-Springfield 82 46

Southeast Mo. St.

Average RPI Win: 297

Average RPI Loss: 177

WON-LOST
RECORDWINNING
PCT. RANKLAST 10
GAMESSTRENGTH OF
SCHEDULEOPP. STRENGTH
OF SCHEDULETEAM
RPIADJ.
RPICONF.
RPIADJ CONF.
RPIDIV. I ONLY
DIV. I NON-CONF.4- 4
4- 4159
1595-5
0- 1291
291317
317217
217217
21724
2424
24

TOTALS

RPI 1-25

RPI 26-50

W-L RECORDS

RPI 51-100

RPI 101-150

RPI 150+

4- 4

0- 0

0- 0

OVERALL

0- 1

0- 0

4- 3

1- 1

0- 0

0- 0

HOME

0- 0

0- 0

1- 1

3- 3

0- 0

0- 0

AWAY

0- 1

0- 0

3- 2

0- 0

0- 0

0- 0

NEUTRAL

0- 0

0- 0

0- 0

4- 4

0- 0

0- 0

NON-CONFERENCE

0- 1

0- 0

4- 3

1- 1

0- 0

0- 0

HOME

0- 0

0- 0

1- 1

3- 3

0- 0

0- 0

AWAY

0- 1

0- 0

3- 2

0- 0

0- 0

0- 0

NEUTRAL

0- 0

0- 0

0- 0

0- 0

0- 0

0- 0

CONFERENCE

0- 0

0- 0

0- 0

0- 0

0- 0

0- 0

HOME

0- 0

0- 0

0- 0

0- 0

0- 0

0- 0

AWAY

0- 0

0- 0

0- 0

0- 0

0- 0

0- 0

NEUTRAL

0- 0

0- 0

0- 0

RPI 1-25

RPI 26-50

RPI 51-100

RPI 101+

Team's RPI: 217

RPI S Opponent Score

RPI S Opponent Score

RPI S Opponent Score

RPI S Opponent Score

98 A Alabama 40 88

155 A Louisiana Tech 53 72

204 A SMU 63 62

221 H Southern Miss. 52 59

234 A Alabama A&M 48 51

309 H La. -Monroe 49 42

324 A Jackson St. 50 45

351 A Alcorn 77 59

LAST 12 Division I GAMES:

204 A SMU 63 62 221 H Southern Miss. 52 59

351 A Alcorn 77 59 309 H La. -Monroe 49 42

98 A Alabama 40 88 234 A Alabama A&M 48 51

155 A Louisiana Tech 53 72

324 A Jackson St. 50 45

Non-Div I Games:

Mobile

70 57

Xavier (LA)

47 59

Southeastern La.

Average RPI	Win:	187	WON-LOST	WINNING	LAST 10	STRENGTH OF	OPP. STRENGTH	TEAM	ADJ.	CONF.	ADJ CONF.
Average RPI	Loss:	36	RECORD	PCT. RANK	GAMES	SCHEDULE	OF SCHEDULE	RPI	RPI	RPI	RPI
DIV. I ONLY		9- 1		25	9-1	254	57	47	47	2	2
DIV. I NON-CONF.		9- 1		25	0- 1	254	57	47	47	2	2

TOTALS	RPI 1-25		RPI 26-50		W-L RECORDS	RPI 51-100		RPI 101-150		RPI 150+	
9- 1	0- 0		0- 1		OVERALL	2- 0		2- 0		5- 0	
5- 0	0- 0		0- 0		HOME	1- 0		2- 0		2- 0	
3- 1	0- 0		0- 1		AWAY	0- 0		0- 0		3- 0	
1- 0	0- 0		0- 0		NEUTRAL	1- 0		0- 0		0- 0	
9- 1	0- 0		0- 1		NON-CONFERENCE	2- 0		2- 0		5- 0	
5- 0	0- 0		0- 0		HOME	1- 0		2- 0		2- 0	
3- 1	0- 0		0- 1		AWAY	0- 0		0- 0		3- 0	
1- 0	0- 0		0- 0		NEUTRAL	1- 0		0- 0		0- 0	
0- 0	0- 0		0- 0		CONFERENCE	0- 0		0- 0		0- 0	
0- 0	0- 0		0- 0		HOME	0- 0		0- 0		0- 0	
0- 0	0- 0		0- 0		AWAY	0- 0		0- 0		0- 0	
0- 0	0- 0		0- 0		NEUTRAL	0- 0		0- 0		0- 0	

RPI 1-25				Team's RPI: 47				RPI 51-100				RPI 101+			
RPI	S	Opponent	Score	RPI	S	Opponent	Score	RPI	S	Opponent	Score	RPI	S	Opponent	Score
36	A	Texas A&M	51 71	84	N	Utah St.	55 46	146	H	CSUN	58 42	150	H	Santa Clara	77 46
				99	H	Fresno St.	62 61	168	H	UC Riverside	73 55	222	A	Nevada	72 51
								254	A	UNLV	86 72	273	A	Long Beach St.	86 50
								285	H	UC Santa Barbara	82 39				
LAST 12 Division I GAMES:															
36	A	Texas A&M	51 71	99	H	Fresno St.	62 61	222	A	Nevada	72 51				
146	H	CSUN	58 42	84	N	Utah St.	55 46	150	H	Santa Clara	77 46				
254	A	UNLV	86 72	150	H	UC Santa Barbara	82 39	273	A	Long Beach St.	86 50				
168	H	UC Riverside	73 55												

Non-Div I Games:

Southern California

Average RPI Win:	184	WON-LOST	WINNING	LAST 10	STRENGTH OF	OPP. STRENGTH	TEAM	ADJ.	CONF.	ADJ CONF.
Average RPI Loss:	121	RECORD	PCT. RANK	GAMES	SCHEDULE	OF SCHEDULE	RPI	RPI	RPI	RPI
DIV. I ONLY	7- 4	103	7-3	214	90	127	127	14	14	
DIV. I NON-CONF.	7- 4	103	1- 0	214	90	127	127	14	14	

TOTALS	RPI 1-25	RPI 26-50	W-L RECORDS	RPI 51-100	RPI 101-150	RPI 150+				
7- 4	0- 1	0- 0	OVERALL	1- 1	2- 0	4- 2				
5- 0	0- 0	0- 0	HOME	1- 0	1- 0	3- 0				
1- 3	0- 0	0- 0	AWAY	0- 1	0- 0	1- 2				
1- 1	0- 1	0- 0	NEUTRAL	0- 0	1- 0	0- 0				
7- 4	0- 1	0- 0	NON-CONFERENCE	1- 1	2- 0	4- 2				
5- 0	0- 0	0- 0	HOME	1- 0	1- 0	3- 0				
1- 3	0- 0	0- 0	AWAY	0- 1	0- 0	1- 2				
1- 1	0- 1	0- 0	NEUTRAL	0- 0	1- 0	0- 0				
0- 0	0- 0	0- 0	CONFERENCE	0- 0	0- 0	0- 0				
0- 0	0- 0	0- 0	HOME	0- 0	0- 0	0- 0				
0- 0	0- 0	0- 0	AWAY	0- 0	0- 0	0- 0				
0- 0	0- 0	0- 0	NEUTRAL	0- 0	0- 0	0- 0				

RPI 1-25				RPI 26-50				RPI 51-100				RPI 101+				Team's RPI: 127
RPI	S	Opponent	Score	RPI	S	Opponent	Score	RPI	S	Opponent	Score	RPI	S	Opponent	Score	
24	N	Arizona St.	38 82					59	H	IUPUI	78 73	118	H	Northern Ill.	82 73	
								72	A	UT Martin	94 95	128	N	Hartford	72 50	
												166	A	Western Ky.	76 83	
												200	H	Eastern Ill.	73 59	
												220	H	Southeast Mo. St.	60 40	
												223	A	Saint Louis	58 62	
												267	A	Murray St.	65 59	
												297	H	Marshall	58 49	

LAST 12 Division I GAMES:																
59	H	IUPUI	78 73	24	N	Arizona St.	38 82	128	N	Hartford	72 50	166	A	Western Ky.	76 83	
267	A	Murray St.	65 59					297	H	Marshall	58 49	220	H	Southeast Mo. St.	60 40	
200	H	Eastern Ill.	73 59					72	A	UT Martin	94 95					
118	H	Northern Ill.	82 73													
223	A	Saint Louis	58 62													

Non-Div I Games:

Southern Ill.

Average RPI Win:	248	WON-LOST	WINNING	LAST 10	STRENGTH OF	OPP. STRENGTH	TEAM	ADJ.	CONF.	ADJ CONF.
Average RPI Loss:	91	RECORD	PCT. RANK	GAMES	SCHEDULE	OF SCHEDULE	RPI	RPI	RPI	RPI
DIV. I ONLY	6- 4	119	6-4	285	181	221	221	15	15	
DIV. I NON-CONF.	6- 4	119	1- 0	285	181	221	221	15	15	

TOTALS	RPI 1-25	RPI 26-50	W-L RECORDS	RPI 51-100	RPI 101-150	RPI 150+				
6- 4	0- 1	0- 0	OVERALL	0- 1	1- 1	5- 1				
5- 2	0- 1	0- 0	HOME	0- 0	1- 0	4- 1				
1- 2	0- 0	0- 0	AWAY	0- 1	0- 1	1- 0				
0- 0	0- 0	0- 0	NEUTRAL	0- 0	0- 0	0- 0				
6- 4	0- 1	0- 0	NON-CONFERENCE	0- 1	1- 1	5- 1				
5- 2	0- 1	0- 0	HOME	0- 0	1- 0	4- 1				
1- 2	0- 0	0- 0	AWAY	0- 1	0- 1	1- 0				
0- 0	0- 0	0- 0	NEUTRAL	0- 0	0- 0	0- 0				
0- 0	0- 0	0- 0	CONFERENCE	0- 0	0- 0	0- 0				
0- 0	0- 0	0- 0	HOME	0- 0	0- 0	0- 0				
0- 0	0- 0	0- 0	AWAY	0- 0	0- 0	0- 0				
0- 0	0- 0	0- 0	NEUTRAL	0- 0	0- 0	0- 0				

RPI 1-25				RPI 26-50				RPI 51-100				RPI 101+ Team's RPI: 221			
RPI	S	Opponent	Score	RPI	S	Opponent	Score	RPI	S	Opponent	Score	RPI	S	Opponent	Score
13	H	Mississippi St.	42 86					60	A	Tulane	54 71	116	A	South Alabama	68 77
												122	H	Grambling	68 47
												176	H	Sam Houston St.	61 65
												192	H	Samford	76 40
												217	A	Southeastern La.	59 52
												270	H	Mississippi Val.	67 60
												335	H	Northwestern St.	69 54
												351	H	Alcorn	66 47
LAST 12 Division I GAMES:															
217	A	Southeastern La.	59 52	270	H	Mississippi Val.	67 60								
13	H	Mississippi St.	42 86	192	H	Samford	76 40								
351	H	Alcorn	66 47	116	A	South Alabama	68 77								
60	A	Tulane	54 71	122	H	Grambling	68 47								
335	H	Northwestern St.	69 54												
176	H	Sam Houston St.	61 65												

Non-Div I Games: William Carey 74 48 Blue Mountain (MS) 84 38

Southern Miss.

Average RPI	Win:	0	WON-LOST	WINNING	LAST 10	STRENGTH OF	OPP. STRENGTH	TEAM	ADJ.	CONF.	ADJ CONF.
Average RPI	Loss:	76	RECORD	PCT. RANK	GAMES	SCHEDULE	OF SCHEDULE	RPI	RPI	RPI	RPI
DIV. I ONLY		0- 7		333	2-8	1	304	119	119	25	25
DIV. I NON-CONF.		0- 7		333	0- 0	1	304	119	119	25	25
<hr/>											
TOTALS	RPI 1-25		RPI 26-50		W-L RECORDS	RPI 51-100		RPI 101-150		RPI 150+	
0- 7	0- 3		0- 0		OVERALL	0- 2		0- 1		0- 1	
0- 1	0- 0		0- 0		HOME	0- 0		0- 1		0- 0	
0- 6	0- 3		0- 0		AWAY	0- 2		0- 0		0- 1	
0- 0	0- 0		0- 0		NEUTRAL	0- 0		0- 0		0- 0	
0- 7	0- 3		0- 0		NON-CONFERENCE	0- 2		0- 1		0- 1	
0- 1	0- 0		0- 0		HOME	0- 0		0- 1		0- 0	
0- 6	0- 3		0- 0		AWAY	0- 2		0- 0		0- 1	
0- 0	0- 0		0- 0		NEUTRAL	0- 0		0- 0		0- 0	
0- 0	0- 0		0- 0		CONFERENCE	0- 0		0- 0		0- 0	
0- 0	0- 0		0- 0		HOME	0- 0		0- 0		0- 0	
0- 0	0- 0		0- 0		AWAY	0- 0		0- 0		0- 0	
0- 0	0- 0		0- 0		NEUTRAL	0- 0		0- 0		0- 0	

RPI 1-25				RPI 26-50				RPI 51-100				RPI 101+ Team's RPI: 119			
RPI	S	Opponent	Score	RPI	S	Opponent	Score	RPI	S	Opponent	Score	RPI	S	Opponent	Score
10	A	Baylor	49 94					76	A	TCU	40 69	116	H	South Alabama	49 53
20	A	Kentucky	41 91					92	A	Michigan	35 76	193	A	Texas Tech	58 76
24	A	Arizona St.	47 69												
<hr/>															
LAST 12 Division I GAMES:															
76	A	TCU	40 69	92	A	Michigan	35 76								
24	A	Arizona St.	47 69	193	A	Texas Tech	58 76								
116	H	South Alabama	49 53												
10	A	Baylor	49 94												
20	A	Kentucky	41 91												

Non-Div I Games: Dillard 61 63 Louisiana Col. 77 53 Wiley 89 58 Millsaps 71 36 Southern U.

Southern Utah

Through Games Of Dec. 21, 2018

Average RPI Win: 174

Average RPI Loss: 127

WON-LOST
RECORDWINNING
PCT. RANKLAST 10
GAMESSTRENGTH OF
SCHEDULEOPP. STRENGTH
OF SCHEDULETEAM
RPIADJ.
RPICONF.
RPIADJ CONF.
RPIDIV. I ONLY
DIV. I NON-CONF.3- 6
3- 6240
2403-6
0- 187
87193
193208
208208
20811
1111
11

TOTALS

RPI 1-25

RPI 26-50

W-L RECORDS

RPI 51-100

RPI 101-150

RPI 150+

3- 6

0- 0

0- 0

OVERALL

1- 2

0- 2

2- 2

3- 1

0- 0

0- 0

HOME

1- 0

0- 0

2- 1

0- 5

0- 0

0- 0

AWAY

0- 2

0- 2

0- 1

0- 0

0- 0

0- 0

NEUTRAL

0- 0

0- 0

0- 0

3- 6

0- 0

0- 0

NON-CONFERENCE

1- 2

0- 2

2- 2

3- 1

0- 0

0- 0

HOME

1- 0

0- 0

2- 1

0- 5

0- 0

0- 0

AWAY

0- 2

0- 2

0- 1

0- 0

0- 0

0- 0

NEUTRAL

0- 0

0- 0

0- 0

0- 0

0- 0

0- 0

CONFERENCE

0- 0

0- 0

0- 0

0- 0

0- 0

0- 0

HOME

0- 0

0- 0

0- 0

0- 0

0- 0

0- 0

AWAY

0- 0

0- 0

0- 0

0- 0

0- 0

0- 0

NEUTRAL

0- 0

0- 0

0- 0

RPI 1-25

RPI 26-50

RPI 51-100

RPI 101+







Team's RPI: 208

RPI S Opponent Score

RPI S Opponent Score














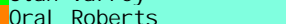




RPI S Opponent Score

RPI S Opponent Score

53   BYU 67 64
 82   Boise St. 53 88
 97   UC Irvine 58 75






104   UC Davis 45 68
 124   Oral Roberts 59 64
 168   UC Riverside 50 56
 185   Denver 70 71
 188   San Diego 69 59
 282   Utah Valley 60 59

LAST 12 Division I GAMES:

168   UC Riverside 50 56
 97   UC Irvine 58 75
 188   San Diego 69 59
 82   Boise St. 53 88
 185   Denver 70 71
 282   Utah Valley 60 59
 124   Oral Roberts 59 64
 53   BYU 67 64
 104   UC Davis 45 68

Non-Div I Games:

Southern Utah

 Loss,  Non-Conf,  S Site,  H Home  A Away N Neutral

Average RPI Win:	303	WON-LOST	WINNING	LAST 10	STRENGTH OF	OPP. STRENGTH	TEAM	ADJ.	CONF.	ADJ CONF.
Average RPI Loss:	140	RECORD	PCT. RANK	GAMES	SCHEDULE	OF SCHEDULE	RPI	RPI	RPI	RPI
DIV. I ONLY	3- 8	263	2-8	79	327	238	238	17	17	
DIV. I NON-CONF.	3- 8	263	0- 1	79	327	238	238	17	17	

TOTALS	RPI 1-25	RPI 26-50	W-L RECORDS	RPI 51-100	RPI 101-150	RPI 150+				
3- 8	0- 0	0- 1	OVERALL	0- 2	0- 2	3- 3				
2- 3	0- 0	0- 1	HOME	0- 0	0- 1	2- 1				
1- 4	0- 0	0- 0	AWAY	0- 1	0- 1	1- 2				
0- 1	0- 0	0- 0	NEUTRAL	0- 1	0- 0	0- 0				
3- 8	0- 0	0- 1	NON-CONFERENCE	0- 2	0- 2	3- 3				
2- 3	0- 0	0- 1	HOME	0- 0	0- 1	2- 1				
1- 4	0- 0	0- 0	AWAY	0- 1	0- 1	1- 2				
0- 1	0- 0	0- 0	NEUTRAL	0- 1	0- 0	0- 0				
0- 0	0- 0	0- 0	CONFERENCE	0- 0	0- 0	0- 0				
0- 0	0- 0	0- 0	HOME	0- 0	0- 0	0- 0				
0- 0	0- 0	0- 0	AWAY	0- 0	0- 0	0- 0				
0- 0	0- 0	0- 0	NEUTRAL	0- 0	0- 0	0- 0				

RPI	S	Opponent	Score	RPI	S	Opponent	Score	RPI	S	Opponent	Score	RPI	S	Opponent	Score	Team's RPI: 238
				41	H	Bucknel I	46 77	63	N	Ohio	53 70	143	H	Kent St.	64 76	
								95	A	Penn St.	65 80	144	A	Georgi a	40 67	
												185	A	Denver	62 76	
												218	A	Akron	58 67	
												228	H	Hofstra	59 67	
												290	A	Niagara	76 48	
												293	H	Si ena	74 58	
												326	H	Canis us	100 94	

LAST 12 Division I GAMES:																
143	H	Kent St.	64 76	41	H	Bucknel I	46 77	185	A	Denver	62 76					
95	A	Penn St.	65 80	63	N	Ohio	53 70	228	H	Hofstra	59 67					
293	H	Si ena	74 58	326	H	Canis us	100 94	144	A	Georgi a	40 67					
218	A	Akron	58 67													
290	A	Niagara	76 48													

Non-Div I Games:

St. Bonaventure

Average RPI Win:	298	WON-LOST	WINNING	LAST 10	STRENGTH OF	OPP. STRENGTH	TEAM	ADJ.	CONF.	ADJ CONF.
Average RPI Loss:	227	RECORD	PCT. RANK	GAMES	SCHEDULE	OF SCHEDULE	RPI	RPI	RPI	RPI

DIV. I ONLY	5- 5	159	5-5	339	291	304	304	31	31
DIV. I NON-CONF.	5- 5	159	0- 1	339	291	304	304	31	31

TOTALS	RPI 1-25	RPI 26-50	W-L RECORDS	RPI 51-100	RPI 101-150	RPI 150+			
5- 5	0- 0	0- 0	OVERALL	0- 1	0- 1	5- 3			
2- 2	0- 0	0- 0	HOME	0- 1	0- 0	2- 1			
2- 2	0- 0	0- 0	AWAY	0- 0	0- 1	2- 1			
1- 1	0- 0	0- 0	NEUTRAL	0- 0	0- 0	1- 1			
5- 5	0- 0	0- 0	NON-CONFERENCE	0- 1	0- 1	5- 3			
2- 2	0- 0	0- 0	HOME	0- 1	0- 0	2- 1			
2- 2	0- 0	0- 0	AWAY	0- 0	0- 1	2- 1			
1- 1	0- 0	0- 0	NEUTRAL	0- 0	0- 0	1- 1			
0- 0	0- 0	0- 0	CONFERENCE	0- 0	0- 0	0- 0			
0- 0	0- 0	0- 0	HOME	0- 0	0- 0	0- 0			
0- 0	0- 0	0- 0	AWAY	0- 0	0- 0	0- 0			
0- 0	0- 0	0- 0	NEUTRAL	0- 0	0- 0	0- 0			

RPI 1-25	RPI 26-50	RPI 51-100	RPI 101+	Team's RPI: 304
RPI S Opponent Score	RPI S Opponent Score	RPI S Opponent Score	RPI S Opponent Score	
		87 H Princeton 64 83	113 A Seton Hall 77 100	
			209 A Morehead St. 101 94	
			286 H Saint Peter's 74 70	
			305 N Valparaiso 76 78	
			312 H Albany (NY) 60 67	
			317 A Army West Point 57 69	
			323 A Loyola Maryland 75 70	
			332 N Chicago St. 110 73	
			341 H Manhattan 73 65	
LAST 12 Division I GAMES:				
87 H Princeton 64 83	113 A Seton Hall 77 100			
312 H Albany (NY) 60 67	209 A Morehead St. 101 94			
286 H Saint Peter's 74 70	305 N Valparaiso 76 78			
323 A Loyola Maryland 75 70	332 N Chicago St. 110 73			
317 A Army West Point 57 69	341 H Manhattan 73 65			

Non-Div I Games: Mercy 102 51

St. Francis Brooklyn

Average RPI	Win:	232	WON-LOST	WINNING	LAST 10	STRENGTH OF	OPP. STRENGTH	TEAM	ADJ.	CONF.	ADJ CONF.
Average RPI	Loss:	48	RECORD	PCT. RANK	GAMES	SCHEDULE	OF SCHEDULE	RPI	RPI	RPI	RPI
DIV. I ONLY		7- 4		103	6-4	135	118	80	80	3	3
DIV. I NON-CONF.		7- 4		103	0- 1	135	118	80	80	3	3

TOTALS	RPI 1-25		RPI 26-50		W-L RECORDS	RPI 51-100		RPI 101-150		RPI 150+	
7- 4	0- 2		0- 0		OVERALL	1- 1		1- 1		5- 0	
2- 1	0- 1		0- 0		HOME	0- 0		1- 0		1- 0	
3- 2	0- 0		0- 0		AWAY	0- 1		0- 1		3- 0	
2- 1	0- 1		0- 0		NEUTRAL	1- 0		0- 0		1- 0	
7- 4	0- 2		0- 0		NON-CONFERENCE	1- 1		1- 1		5- 0	
2- 1	0- 1		0- 0		HOME	0- 0		1- 0		1- 0	
3- 2	0- 0		0- 0		AWAY	0- 1		0- 1		3- 0	
2- 1	0- 1		0- 0		NEUTRAL	1- 0		0- 0		1- 0	
0- 0	0- 0		0- 0		CONFERENCE	0- 0		0- 0		0- 0	
0- 0	0- 0		0- 0		HOME	0- 0		0- 0		0- 0	
0- 0	0- 0		0- 0		AWAY	0- 0		0- 0		0- 0	
0- 0	0- 0		0- 0		NEUTRAL	0- 0		0- 0		0- 0	

RPI 1-25				RPI 26-50				RPI 51-100				RPI 101+			
RPI	S	Opponent	Score	RPI	S	Opponent	Score	RPI	S	Opponent	Score	RPI	S	Opponent	Score
3	N	UConn	55 65					65	A	Wake Forest	59 64	102	A	James Madison	51 64
22	H	Florida St.	53 57					77	N	Purdue	68 62	121	H	Yale	56 52
												253	A	Iona	61 35
												257	N	Ole Miss	64 59
												259	A	La Salle	83 57
												317	A	Army West Point	60 49
												343	H	Delaware St.	82 44

LAST 12 Division I GAMES:															
259	A	La Salle	83 57	102	A	James Madison	51 64								
22	H	Florida St.	53 57	3	N	UConn	55 65								
121	H	Yale	56 52	77	N	Purdue	68 62								
65	A	Wake Forest	59 64	317	A	Army West Point	60 49								
343	H	Delaware St.	82 44	253	A	Iona	61 35								
257	N	Ole Miss	64 59												

Non-Div I Games:

St. John's (NY)

Average RPI Win: 131

Average RPI Loss: 18

WON-LOST
RECORDWINNING
PCT. RANKLAST 10
GAMESSTRENGTH OF
SCHEDULEOPP. STRENGTH
OF SCHEDULETEAM
RPIADJ.
RPICONF.
RPIADJ CONF.
RPIDIV. I ONLY
DIV. I NON-CONF.9- 1
9- 125
259-1
1- 014
14120
1205
55
52
22
2

TOTALS

RPI 1-25

RPI 26-50

W-L RECORDS

RPI 51-100

RPI 101-150

RPI 150+

9- 1 1- 1
4- 0 1- 0
3- 1 0- 1
2- 0 0- 01- 0
0- 0
1- 0
0- 0OVERALL
HOME
AWAY
NEUTRAL1- 0
0- 0
1- 0
0- 03- 0
2- 0
0- 0
1- 03- 0
1- 0
1- 0
1- 09- 1 1- 1
4- 0 1- 0
3- 1 0- 1
2- 0 0- 01- 0
0- 0
1- 0
0- 0NON-CONFERENCE
HOME
AWAY
NEUTRAL1- 0
0- 0
1- 0
0- 03- 0
2- 0
0- 0
1- 03- 0
1- 0
1- 0
1- 00- 0 0- 0
0- 0 0- 0
0- 0 0- 0
0- 0 0- 00- 0
0- 0
0- 0
0- 0CONFERENCE
HOME
AWAY
NEUTRAL0- 0
0- 0
0- 0
0- 00- 0
0- 0
0- 0
0- 00- 0
0- 0
0- 0
0- 0

RPI 1-25 Team's RPI: 5

RPI	S	Opponent	Score
10	H	Bayl or	68 63
18	A	Gonzaga	73 79

RPI 26-50

RPI	S	Opponent	Score
26	A	Tennessee	95 85

RPI 51-100

RPI	S	Opponent	Score
58	A	Buffal o	62 55

RPI 101+

RPI	S	Opponent	Score
104	H	UC Davi s	71 43
117	N	FGCU	88 65
147	H	I daho	115 71
184	N	Ameri can	71 49
263	A	Hawai i	81 59
266	H	San Franci sco	96 62

LAST 12 Division I GAMES:

10	H	Bayl or	68 63	58	A	Buffal o	62 55
18	A	Gonzaga	73 79	26	A	Tennessee	95 85
263	A	Hawai i	81 59	147	H	I daho	115 71
184	N	Ameri can	71 49	104	H	UC Davi s	71 43
117	N	FGCU	88 65				
266	H	San Franci sco	96 62				

Stanford

Stanford

Non-Div I Games:

Stanford

Average RPI Win: 281

Average RPI Loss: 95

WON-LOST
RECORDWINNING
PCT. RANKLAST 10
GAMESSTRENGTH OF
SCHEDULEOPP. STRENGTH
OF SCHEDULETEAM
RPIADJ.
RPICONF.
RPIADJ CONF.
RPIDIV. I ONLY
DIV. I NON-CONF.3- 8
3- 8263
2634-6
1- 0125
125148
148242
242242
24228
2828
28

TOTALS

RPI 1-25

RPI 26-50

W-L RECORDS

RPI 51-100

RPI 101-150

RPI 150+

3- 8

0- 1

0- 1

OVERALL

0- 4

0- 0

3- 2

3- 1

0- 1

0- 0

HOME

0- 0

0- 0

3- 0

0- 4

0- 0

0- 1

AWAY

0- 2

0- 0

0- 1

0- 3

0- 0

0- 0

NEUTRAL

0- 2

0- 0

0- 1

3- 8

0- 1

0- 1

NON-CONFERENCE

0- 4

0- 0

3- 2

3- 1

0- 1

0- 0

HOME

0- 0

0- 0

3- 0

0- 4

0- 0

0- 1

AWAY

0- 2

0- 0

0- 1

0- 3

0- 0

0- 0

NEUTRAL

0- 2

0- 0

0- 1

0- 0

0- 0

0- 0

CONFERENCE

0- 0

0- 0

0- 0

0- 0

0- 0

0- 0

HOME

0- 0

0- 0

0- 0

0- 0

0- 0

0- 0

AWAY

0- 0

0- 0

0- 0

0- 0

0- 0

0- 0

NEUTRAL

0- 0

0- 0

0- 0

RPI 1-25

RPI 26-50

RPI 51-100

RPI 101+

Team's RPI: 242

RPI	S	Opponent	Score
21	H	UCF	55 78

RPI	S	Opponent	Score
26	A	Tennessee	55 65

RPI	S	Opponent	Score
51	A	Texas	46 65
81	N	Marist	69 76
86	N	Wright St.	44 57
98	A	Alabama	47 59

RPI	S	Opponent	Score
165	A	Tulsa	54 55
180	H	North Dakota	74 63
228	N	Hofstra	50 53
325	H	North Dakota St.	60 59
337	H	Florida A&M	69 44

LAST 12 Division I GAMES:

26	A	Tennessee	55	65	325	H	North Dakota St.	60	59
98	A	Alabama	47	59	337	H	Florida A&M	69	44
228	N	Hofstra	50	53	180	H	North Dakota	74	63
86	N	Wright St.	44	57	51	A	Texas	46	65
81	N	Marist	69	76	165	A	Tulsa	54	55
21	H	UCF	55	78					

Non-Div I Games:

Webber Int'l

80 52

Stetson

Average RPI Win:	251	WON-LOST	WINNING	LAST 10	STRENGTH OF	OPP. STRENGTH	TEAM	ADJ.	CONF.	ADJ CONF.
Average RPI Loss:	67	RECORD	PCT. RANK	GAMES	SCHEDULE	OF SCHEDULE	RPI	RPI	RPI	RPI

DIV. I ONLY	9- 2	41	9-1	293	202	108	108	23	23
DIV. I NON-CONF.	9- 2	41	0- 1	293	202	108	108	23	23
TOTALS	RPI 1-25	RPI 26-50	W-L RECORDS	RPI 51-100	RPI 101-150	RPI 150+			
9- 2	0- 0	0- 0	OVERALL	1- 2	0- 0	8- 0			
5- 0	0- 0	0- 0	HOME	0- 0	0- 0	5- 0			
4- 2	0- 0	0- 0	AWAY	1- 2	0- 0	3- 0			
0- 0	0- 0	0- 0	NEUTRAL	0- 0	0- 0	0- 0			
9- 2	0- 0	0- 0	NON-CONFERENCE	1- 2	0- 0	8- 0			
5- 0	0- 0	0- 0	HOME	0- 0	0- 0	5- 0			
4- 2	0- 0	0- 0	AWAY	1- 2	0- 0	3- 0			
0- 0	0- 0	0- 0	NEUTRAL	0- 0	0- 0	0- 0			
0- 0	0- 0	0- 0	CONFERENCE	0- 0	0- 0	0- 0			
0- 0	0- 0	0- 0	HOME	0- 0	0- 0	0- 0			
0- 0	0- 0	0- 0	AWAY	0- 0	0- 0	0- 0			
0- 0	0- 0	0- 0	NEUTRAL	0- 0	0- 0	0- 0			

RPI S Opponent	RPI S Opponent	RPI S Opponent	RPI S Opponent	Team's RPI: 108
RPI 1-25	RPI 26-50	RPI 51-100	RPI 101+	
Score	Score	Score	Score	
64 A Rutgers	47 61	202 H Cornell	63 61	
70 A Toledo	48 80	224 H Ga. Southern	72 43	
95 A Penn St.	81 70	228 H Hofstra	77 49	
		235 A Sacred Heart	73 58	
		253 A Iona	53 51	
		334 H Wagner	70 45	
		341 A Manhattan	79 48	
		344 H Fairleigh Dickinson	63 49	
LAST 12 Division I GAMES:				
202 H Cornell	63 61	70 A Toledo	48 80	
95 A Penn St.	81 70	334 H Wagner	70 45	
224 H Ga. Southern	72 43	253 A Iona	53 51	
341 A Manhattan	79 48	344 H Fairleigh Dickinson	63 49	
228 H Hofstra	77 49	235 A Sacred Heart	73 58	
64 A Rutgers	47 61			

Non-Div I Games: SUNY New Paltz 87 50

Stony Brook

Average RPI	Win: 124	WON-LOST	WINNING	LAST 10	STRENGTH OF	OPP. STRENGTH	TEAM	ADJ.	CONF.	ADJ CONF.
Average RPI	Loss: 17	RECORD	PCT. RANK	GAMES	SCHEDULE	OF SCHEDULE	RPI	RPI	RPI	RPI
DIV. I ONLY	10- 2	36	9-1	21	100	7	7	1	1	
DIV. I NON-CONF.	10- 2	36	1- 0	21	100	7	7	1	1	

TOTALS	RPI 1-25	RPI 26-50	W-L RECORDS	RPI 51-100	RPI 101-150	RPI 150+				
10- 2	0- 1	3- 1	OVERALL	3- 0	0- 0	4- 0				
6- 0	0- 0	2- 0	HOME	0- 0	0- 0	4- 0				
0- 2	0- 1	0- 1	AWAY	0- 0	0- 0	0- 0				
4- 0	0- 0	1- 0	NEUTRAL	3- 0	0- 0	0- 0				
10- 2	0- 1	3- 1	NON-CONFERENCE	3- 0	0- 0	4- 0				
6- 0	0- 0	2- 0	HOME	0- 0	0- 0	4- 0				
0- 2	0- 1	0- 1	AWAY	0- 0	0- 0	0- 0				
4- 0	0- 0	1- 0	NEUTRAL	3- 0	0- 0	0- 0				
0- 0	0- 0	0- 0	CONFERENCE	0- 0	0- 0	0- 0				
0- 0	0- 0	0- 0	HOME	0- 0	0- 0	0- 0				
0- 0	0- 0	0- 0	AWAY	0- 0	0- 0	0- 0				
0- 0	0- 0	0- 0	NEUTRAL	0- 0	0- 0	0- 0				

RPI	S	Opponent	Score	RPI	S	Opponent	Score	RPI	S	Opponent	Score	RPI	S	Opponent	Score
2	A	Oregon	73 75	31	A	Minnesota	68 72	54	N	Duquesne	87 71	180	H	North Dakota	85 49
				36	H	Texas A&M	75 65	74	N	Kansas St.	70 61	183	H	Towson	98 55
				41	H	Bucknell I	70 56	87	N	Princeton	92 61	248	H	UMES	96 51
				42	N	DePaul	83 81					290	H	Niagara	94 45

LAST 12 Division I GAMES:															
				87	N	Princeton	92 61	54	N	Duquesne	87 71				
				74	N	Kansas St.	70 61	290	H	Niagara	94 45				
				41	H	Bucknell I	70 56	248	H	UMES	96 51				
				36	H	Texas A&M	75 65	183	H	Towson	98 55				
				2	A	Oregon	73 75	31	A	Minnesota	68 72				
				180	H	North Dakota	85 49	42	N	DePaul	83 81				

Non-Div I Games:

Syracuse

TCUTCU

TCU

Average RPI Win: 292 WON-LOST RECORD WINNING PCT. RANK LAST 10 GAMES STRENGTH OF SCHEDULE OPP. STRENGTH OF SCHEDULE TEAM RPI ADJ. RPI CONF. RPI ADJ CONF. RPI

Average RPI Loss: 86

DIV. I ONLY	3- 7	252	3-7	177	93	212	212	8	8
DIV. I NON-CONF.	3- 7	252	0- 1	177	93	212	212	8	8
TOTALS	RPI 1-25	RPI 26-50	W-L RECORDS	RPI 51-100	RPI 101-150	RPI 150+			
3- 7	0- 1	0- 2	OVERALL	0- 2	0- 1	3- 1			
2- 0	0- 0	0- 0	HOME	0- 0	0- 0	2- 0			
1- 6	0- 1	0- 2	AWAY	0- 2	0- 0	1- 1			
0- 1	0- 0	0- 0	NEUTRAL	0- 0	0- 1	0- 0			
3- 7	0- 1	0- 2	NON-CONFERENCE	0- 2	0- 1	3- 1			
2- 0	0- 0	0- 0	HOME	0- 0	0- 0	2- 0			
1- 6	0- 1	0- 2	AWAY	0- 2	0- 0	1- 1			
0- 1	0- 0	0- 0	NEUTRAL	0- 0	0- 1	0- 0			
0- 0	0- 0	0- 0	CONFERENCE	0- 0	0- 0	0- 0			
0- 0	0- 0	0- 0	HOME	0- 0	0- 0	0- 0			
0- 0	0- 0	0- 0	AWAY	0- 0	0- 0	0- 0			
0- 0	0- 0	0- 0	NEUTRAL	0- 0	0- 0	0- 0			

RPI	S	Opponent	Score	RPI	S	Opponent	Score	RPI	S	Opponent	Score	RPI	S	Opponent	Score	Team's RPI: 212
19	A	Miami (FL)	61 73	27	A	Villanova	68 76	68	A	South Carolina	60 88	106	N	Radford	50 56	
				42	A	DePaul	88 102	81	A	Marist	68 74	253	H	Iona	59 39	
												257	A	Ole Miss	55 62	
												280	A	Saint Joseph's	58 52	
												343	H	Delaware St.	75 61	
LAST 12 Division I GAMES:																
68	A	South Carolina	60 88	253	H	Iona	59 39									
27	A	Villanova	68 76	42	A	DePaul	88 102									
280	A	Saint Joseph's	58 52	19	A	Miami (FL)	61 73									
343	H	Delaware St.	75 61	106	N	Radford	50 56									
				81	A	Marist	68 74									
				257	A	Ole Miss	55 62									

Non-Div I Games:

Temple

Average RPI	Win:	194	WON-LOST	WINNING	LAST 10	STRENGTH OF	OPP. STRENGTH	TEAM	ADJ.	CONF.	ADJ CONF.
Average RPI	Loss:	5	RECORD	PCT. RANK	GAMES	SCHEDULE	OF SCHEDULE	RPI	RPI	RPI	RPI
DIV. I ONLY		9- 1		25	9-1	70	175	26	26	6	6
DIV. I NON-CONF.		9- 1		25	1- 0	70	175	26	26	6	6

TOTALS	RPI 1-25		RPI 26-50		W-L RECORDS	RPI 51-100		RPI 101-150		RPI 150+	
9- 1	0- 1		0- 0		OVERALL	2- 0		2- 0		5- 0	
5- 1	0- 1		0- 0		HOME	0- 0		0- 0		5- 0	
2- 0	0- 0		0- 0		AWAY	1- 0		1- 0		0- 0	
2- 0	0- 0		0- 0		NEUTRAL	1- 0		1- 0		0- 0	
9- 1	0- 1		0- 0		NON-CONFERENCE	2- 0		2- 0		5- 0	
5- 1	0- 1		0- 0		HOME	0- 0		0- 0		5- 0	
2- 0	0- 0		0- 0		AWAY	1- 0		1- 0		0- 0	
2- 0	0- 0		0- 0		NEUTRAL	1- 0		1- 0		0- 0	
0- 0	0- 0		0- 0		CONFERENCE	0- 0		0- 0		0- 0	
0- 0	0- 0		0- 0		HOME	0- 0		0- 0		0- 0	
0- 0	0- 0		0- 0		AWAY	0- 0		0- 0		0- 0	
0- 0	0- 0		0- 0		NEUTRAL	0- 0		0- 0		0- 0	

RPI	S	Opponent	Score	RPI	S	Opponent	Score	RPI	S	Opponent	Score	RPI	S	Opponent	Score
5	H	Stanford	85 95					51	A	Texas	88 82	109	A	Oklahoma St.	76 63
								88	N	Clemson	78 66	140	N	UAB	73 69
												181	H	UNC Asheville	73 46
												242	H	Stetson	65 55
												277	H	ETSU	80 61
												318	H	Presbyterian	97 49
												337	H	Florida A&M	96 31

Team's RPI: 26															
LAST 12 Division I GAMES:															
140	N	UAB	73 69	242	H	Stetson	65 55	109	A	Oklahoma St.	76 63	88	N	Clemson	78 66
277	H	ETSU	80 61	337	H	Florida A&M	96 31	181	H	UNC Asheville	73 46	318	H	Presbyterian	97 49
5	H	Stanford	85 95												
51	A	Texas	88 82												

Non-Div I Games:

Tennessee

Average RPI	Win:	0	WON-LOST	WINNING	LAST 10	STRENGTH OF	OPP. STRENGTH	TEAM	ADJ.	CONF.	ADJ CONF.
Average RPI	Loss:	163	RECORD	PCT. RANK	GAMES	SCHEDULE	OF SCHEDULE	RPI	RPI	RPI	RPI
DIV. I ONLY		0- 12		333	0-10	66	270	301	301	21	21
DIV. I NON-CONF.		0- 12		333	0- 1	66	270	301	301	21	21

TOTALS	RPI 1-25		RPI 26-50		W-L RECORDS	RPI 51-100		RPI 101-150		RPI 150+	
0- 12	0- 1		0- 2		OVERALL	0- 0		0- 2		0- 7	
0- 1	0- 0		0- 0		HOME	0- 0		0- 1		0- 0	
0- 8	0- 1		0- 1		AWAY	0- 0		0- 0		0- 6	
0- 3	0- 0		0- 1		NEUTRAL	0- 0		0- 1		0- 1	
0- 12	0- 1		0- 2		NON-CONFERENCE	0- 0		0- 2		0- 7	
0- 1	0- 0		0- 0		HOME	0- 0		0- 1		0- 0	
0- 8	0- 1		0- 1		AWAY	0- 0		0- 0		0- 6	
0- 3	0- 0		0- 1		NEUTRAL	0- 0		0- 1		0- 1	
0- 0	0- 0		0- 0		CONFERENCE	0- 0		0- 0		0- 0	
0- 0	0- 0		0- 0		HOME	0- 0		0- 0		0- 0	
0- 0	0- 0		0- 0		AWAY	0- 0		0- 0		0- 0	
0- 0	0- 0		0- 0		NEUTRAL	0- 0		0- 0		0- 0	

RPI 1-25				RPI 26-50				RPI 51-100				RPI 101+				Team's RPI: 301
RPI	S	Opponent	Score	RPI	S	Opponent	Score	RPI	S	Opponent	Score	RPI	S	Opponent	Score	
9	A	Louisville	52 107	42	A	DePaul	73 95					115	N	Pittsburgh	56 78	
				45	N	Arkansas	55 79					116	H	South Alabama	56 78	
												171	A	Vanderbilt	63 89	
												175	N	Wisconsin	53 58	
												182	A	Troy	67 92	
												234	A	Alabama A&M	57 67	
												256	A	Ball St.	51 90	
												297	A	Marshall	59 80	
												314	A	Lipscomb	62 64	

LAST 12 Division I GAMES:																
256	A	Ball St.	51 90	175	N	Wisconsin	53 58									
42	A	DePaul	73 95	45	N	Arkansas	55 79									
297	A	Marshall	59 80	171	A	Vanderbilt	63 89									
9	A	Louisville	52 107	182	A	Troy	67 92									
116	H	South Alabama	56 78	234	A	Alabama A&M	57 67									
115	N	Pittsburgh	56 78	314	A	Lipscomb	62 64									

Non-Div I Games:

Tennessee St.

Average RPI Win:	238	WON-LOST	WINNING	LAST 10	STRENGTH OF	OPP. STRENGTH	TEAM	ADJ.	CONF.	ADJ CONF.
Average RPI Loss:	48	RECORD	PCT. RANK	GAMES	SCHEDULE	OF SCHEDULE	RPI	RPI	RPI	RPI
DIV. I ONLY	6- 3	94	7-3	168	162	85	85	21	21	
DIV. I NON-CONF.	6- 3	94	1- 0	168	162	85	85	21	21	

TOTALS	RPI 1-25	RPI 26-50	W-L RECORDS	RPI 51-100	RPI 101-150	RPI 150+				
6- 3	0- 1	1- 1	OVERALL	0- 1	0- 0	5- 0				
3- 0	0- 0	1- 0	HOME	0- 0	0- 0	2- 0				
3- 2	0- 0	0- 1	AWAY	0- 1	0- 0	3- 0				
0- 1	0- 1	0- 0	NEUTRAL	0- 0	0- 0	0- 0				
6- 3	0- 1	1- 1	NON-CONFERENCE	0- 1	0- 0	5- 0				
3- 0	0- 0	1- 0	HOME	0- 0	0- 0	2- 0				
3- 2	0- 0	0- 1	AWAY	0- 1	0- 0	3- 0				
0- 1	0- 1	0- 0	NEUTRAL	0- 0	0- 0	0- 0				
0- 0	0- 0	0- 0	CONFERENCE	0- 0	0- 0	0- 0				
0- 0	0- 0	0- 0	HOME	0- 0	0- 0	0- 0				
0- 0	0- 0	0- 0	AWAY	0- 0	0- 0	0- 0				
0- 0	0- 0	0- 0	NEUTRAL	0- 0	0- 0	0- 0				

RPI 1-25				RPI 26-50				RPI 51-100				Team's RPI : 85				RPI 101+			
RPI	S	Opponent	Score	RPI	S	Opponent	Score	RPI	S	Opponent	Score	RPI	S	Opponent	Score	RPI	S	Opponent	Score
16	N	Old Domini on	73 80	45	A	Arkansas	42 65	83	A	Xavier	60 70	181	H	UNC Asheville	60 53				
				50	H	Middle Tenn.	68 64					237	A	Wichi ta St.	55 45				
												295	H	Western Caro.	77 58				
												314	A	Lipscomb	67 52				
												349	A	Charleston So.	77 55				
LAST 12 Division I GAMES:																			
314	A	Lipscomb	67 52	295	H	Western Caro.	77 58												
181	H	UNC Asheville	60 53	50	H	Middle Tenn.	68 64												
45	A	Arkansas	42 65	83	A	Xavier	60 70												
237	A	Wichi ta St.	55 45																
16	N	Old Domini on	73 80																
349	A	Charleston So.	77 55																

Non-Div I Games: Cumberland (TN) 88 55

Tennessee Tech

Average RPI Win: 197

Average RPI Loss: 20

WON-LOST
RECORDWINNING
PCT. RANKLAST 10
GAMESSTRENGTH OF
SCHEDULEOPP. STRENGTH
OF SCHEDULETEAM
RPIADJ.
RPICONF.
RPIADJ CONF.
RPIDIV. I ONLY
DIV. I NON-CONF.9- 2
9- 241
418-2
2- 0104
104131
13151
5151
515
55
5

TOTALS

RPI 1-25

RPI 26-50

W-L RECORDS

RPI 51-100

RPI 101-150

RPI 150+

9- 2

0- 1

0- 1

OVERALL

3- 0

1- 0

5- 0

4- 2

0- 1

0- 1

HOME

1- 0

0- 0

3- 0

2- 0

0- 0

0- 0

AWAY

0- 0

0- 0

2- 0

3- 0

0- 0

0- 0

NEUTRAL

2- 0

1- 0

0- 0

9- 2

0- 1

0- 1

NON-CONFERENCE

3- 0

1- 0

5- 0

4- 2

0- 1

0- 1

HOME

1- 0

0- 0

3- 0

2- 0

0- 0

0- 0

AWAY

0- 0

0- 0

2- 0

3- 0

0- 0

0- 0

NEUTRAL

2- 0

1- 0

0- 0

0- 0

0- 0

0- 0

CONFERENCE

0- 0

0- 0

0- 0

0- 0

0- 0

0- 0

HOME

0- 0

0- 0

0- 0

0- 0

0- 0

0- 0

AWAY

0- 0

0- 0

0- 0

0- 0

0- 0

0- 0

NEUTRAL

0- 0

0- 0

0- 0

RPI 1-25

RPI 26-50

RPI 51-100

Team's RPI: 51

RPI 101+

RPI S Opponent Score
13 H Mississippi St. 49 67RPI S Opponent Score
26 H Tennessee 82 88RPI S Opponent Score
54 H Duquesne 78 41
62 N Quinnipiac 56 55
92 N Michigan 69 52RPI S Opponent Score
145 N Fordham 72 54
242 H Stetson 65 46
250 A North Texas 64 54
278 H UTSA 98 54
321 H McNeese 96 40
327 A UTRGV 81 66

LAST 12 Division I GAMES:

242 H Stetson 65 46
26 H Tennessee 82 88
13 H Mississippi St. 49 67
278 H UTSA 98 54
62 N Quinnipiac 56 55
321 H McNeese 96 40145 N Fordham 72 54
92 N Michigan 69 52
327 A UTRGV 81 66
250 A North Texas 64 54
54 H Duquesne 78 41

Non-Div I Games:

Texas

Average RPI Win:	152	WON-LOST	WINNING	LAST 10	STRENGTH OF	OPP. STRENGTH	TEAM	ADJ.	CONF.	ADJ CONF.
Average RPI Loss:	20	RECORD	PCT. RANK	GAMES	SCHEDULE	OF SCHEDULE	RPI	RPI	RPI	RPI
DIV. I ONLY	10- 2	36	8-2	139	46	36	36	6	6	
DIV. I NON-CONF.	10- 2	36	1- 0	139	46	36	36	6	6	

TOTALS	RPI 1-25	RPI 26-50	W-L RECORDS	RPI 51-100	RPI 101-150	RPI 150+				
10- 2	0- 1	1- 1	OVERALL	2- 0	1- 0	6- 0				
6- 1	0- 0	1- 1	HOME	1- 0	0- 0	4- 0				
2- 1	0- 1	0- 0	AWAY	0- 0	1- 0	1- 0				
2- 0	0- 0	0- 0	NEUTRAL	1- 0	0- 0	1- 0				
10- 2	0- 1	1- 1	NON-CONFERENCE	2- 0	1- 0	6- 0				
6- 1	0- 0	1- 1	HOME	1- 0	0- 0	4- 0				
2- 1	0- 1	0- 0	AWAY	0- 0	1- 0	1- 0				
2- 0	0- 0	0- 0	NEUTRAL	1- 0	0- 0	1- 0				
0- 0	0- 0	0- 0	CONFERENCE	0- 0	0- 0	0- 0				
0- 0	0- 0	0- 0	HOME	0- 0	0- 0	0- 0				
0- 0	0- 0	0- 0	AWAY	0- 0	0- 0	0- 0				
0- 0	0- 0	0- 0	NEUTRAL	0- 0	0- 0	0- 0				

RPI 1-25				RPI 26-50				Team's RPI: 36				RPI 51-100				RPI 101+			
RPI	S	Opponent	Score	RPI	S	Opponent	Score	RPI	S	Opponent	Score	RPI	S	Opponent	Score	RPI	S	Opponent	Score
7	A	Syracuse	65 75	33	H	Lamar University	68 74	61	N	Oregon St.	76 70	114	A	Houston	68 52				
				47	H	Southern California	71 51	90	H	Rice	65 54	151	A	Little Rock	61 40				
												168	N	UC Riverside	70 63				
												177	H	Prairie View	70 57				
												186	H	Arkansas St.	97 56				
												232	H	Jacksonville	73 53				
												291	H	Central Ark.	84 27				
LAST 12 Division I GAMES:																			
291	H	Central Ark.	84 27	177	H	Prairie View	70 57												
114	A	Houston	68 52	47	H	Southern California	71 51												
33	H	Lamar University	68 74	61	N	Oregon St.	76 70												
186	H	Arkansas St.	97 56	168	N	UC Riverside	70 63												
151	A	Little Rock	61 40	232	H	Jacksonville	73 53												
7	A	Syracuse	65 75	90	H	Rice	65 54												

Non-Div I Games:

Texas A&M

Average RPI	Win: 336	WON-LOST	WINNING	LAST 10	STRENGTH OF	OPP. STRENGTH	TEAM	ADJ.	CONF.	ADJ CONF.
Average RPI	Loss: 94	RECORD	PCT. RANK	GAMES	SCHEDULE	OF SCHEDULE	RPI	RPI	RPI	RPI
DIV. I ONLY	2- 6	271	4-6	157	273	214	214	25	25	
DIV. I NON-CONF.	2- 6	271	0- 0	157	273	214	214	25	25	

TOTALS	RPI 1-25	RPI 26-50	W-L RECORDS	RPI 51-100	RPI 101-150	RPI 150+				
2- 6	0- 0	0- 1	OVERALL	0- 3	0- 1	2- 1				
0- 0	0- 0	0- 0	HOME	0- 0	0- 0	0- 0				
2- 4	0- 0	0- 1	AWAY	0- 3	0- 0	2- 0				
0- 2	0- 0	0- 0	NEUTRAL	0- 0	0- 1	0- 1				
2- 6	0- 0	0- 1	NON-CONFERENCE	0- 3	0- 1	2- 1				
0- 0	0- 0	0- 0	HOME	0- 0	0- 0	0- 0				
2- 4	0- 0	0- 1	AWAY	0- 3	0- 0	2- 0				
0- 2	0- 0	0- 0	NEUTRAL	0- 0	0- 1	0- 1				
0- 0	0- 0	0- 0	CONFERENCE	0- 0	0- 0	0- 0				
0- 0	0- 0	0- 0	HOME	0- 0	0- 0	0- 0				
0- 0	0- 0	0- 0	AWAY	0- 0	0- 0	0- 0				
0- 0	0- 0	0- 0	NEUTRAL	0- 0	0- 0	0- 0				

RPI 1-25				RPI 26-50				RPI 51-100				RPI 101+ Team's RPI: 214			
RPI	S	Opponent	Score	RPI	S	Opponent	Score	RPI	S	Opponent	Score	RPI	S	Opponent	Score
				30	A	Michigan St.	45 91	60	A	Tulane	56 62	135	N	Abilene Christian	39 81
								69	A	SFA	55 74	179	N	Nicholls St.	57 58
								90	A	Rice	71 76	327	A	UTRGV	69 55
												345	A	Savannah St.	65 41
LAST 12 Division I GAMES:															
179	N	Nicholls St.	57 58	69	A	SFA	55 74	327	A	UTRGV	69 55				
135	N	Abilene Christian	39 81	30	A	Michigan St.	45 91	345	A	Savannah St.	65 41				
90	A	Rice	71 76												
60	A	Tulane	56 62												

Non-Div I Games: Huston-Tillotson 72 36 Paul Quinn 83 54

Texas Southern

Average RPI	Win:	262	WON-LOST	WINNING	LAST 10	STRENGTH OF	OPP. STRENGTH	TEAM	ADJ.	CONF.	ADJ CONF.
Average RPI	Loss:	83	RECORD	PCT. RANK	GAMES	SCHEDULE	OF SCHEDULE	RPI	RPI	RPI	RPI
DIV. I ONLY		3- 6		240	4-6	114	141	187	187	19	19
DIV. I NON-CONF.		3- 6		240	0- 1	114	141	187	187	19	19

TOTALS	RPI 1-25		RPI 26-50		W-L RECORDS	RPI 51-100		RPI 101-150		RPI 150+	
3- 6	0- 1		0- 0		OVERALL	0- 2		0- 3		3- 0	
1- 2	0- 0		0- 0		HOME	0- 0		0- 2		1- 0	
2- 3	0- 1		0- 0		AWAY	0- 1		0- 1		2- 0	
0- 1	0- 0		0- 0		NEUTRAL	0- 1		0- 0		0- 0	
3- 6	0- 1		0- 0		NON-CONFERENCE	0- 2		0- 3		3- 0	
1- 2	0- 0		0- 0		HOME	0- 0		0- 2		1- 0	
2- 3	0- 1		0- 0		AWAY	0- 1		0- 1		2- 0	
0- 1	0- 0		0- 0		NEUTRAL	0- 1		0- 0		0- 0	
0- 0	0- 0		0- 0		CONFERENCE	0- 0		0- 0		0- 0	
0- 0	0- 0		0- 0		HOME	0- 0		0- 0		0- 0	
0- 0	0- 0		0- 0		AWAY	0- 0		0- 0		0- 0	
0- 0	0- 0		0- 0		NEUTRAL	0- 0		0- 0		0- 0	

RPI 1-25				RPI 26-50				RPI 51-100				RPI 101+ Team's RPI: 187			
RPI	S	Opponent	Score	RPI	S	Opponent	Score	RPI	S	Opponent	Score	RPI	S	Opponent	Score
25	A	New Mexico	51 82					52	N	Saint Mary's (CA)	62 89	109	A	Oklahoma St.	55 66
								55	A	Missouri	50 69	124	H	Oral Roberts	64 81
												131	H	Montana St.	59 67
												179	H	Nicholls St.	72 67
												278	A	UTSA	68 60
												329	A	A&M-Corpus Christi	60 53

LAST 12 Division I GAMES:															
131	H	Montana St.	59 67	52	N	Saint Mary's (CA)	62 89	55	A	Missouri	50 69	109	A	Oklahoma St.	55 66
179	H	Nicholls St.	72 67					329	A	A&M-Corpus Christi	60 53	124	H	Oral Roberts	64 81
25	A	New Mexico	51 82					278	A	UTSA	68 60				

Non-Div I Games:

UNKNOWN

92 39

Texas St.

Average RPI Win:	216	WON-LOST	WINNING	LAST 10	STRENGTH OF	OPP. STRENGTH	TEAM	ADJ.	CONF.	ADJ CONF.
Average RPI Loss:	188	RECORD	PCT. RANK	GAMES	SCHEDULE	OF SCHEDULE	RPI	RPI	RPI	RPI
DIV. I ONLY	7- 2	59	7-2	331	77	193	193	5	5	
DIV. I NON-CONF.	7- 2	59	1- 0	331	77	193	193	5	5	

TOTALS	RPI 1-25	RPI 26-50	W-L RECORDS	RPI 51-100	RPI 101-150	RPI 150+				
7- 2	0- 0	0- 0	OVERALL	1- 0	1- 1	5- 1				
6- 1	0- 0	0- 0	HOME	1- 0	1- 1	4- 0				
1- 1	0- 0	0- 0	AWAY	0- 0	0- 0	1- 1				
0- 0	0- 0	0- 0	NEUTRAL	0- 0	0- 0	0- 0				
7- 2	0- 0	0- 0	NON-CONFERENCE	1- 0	1- 1	5- 1				
6- 1	0- 0	0- 0	HOME	1- 0	1- 1	4- 0				
1- 1	0- 0	0- 0	AWAY	0- 0	0- 0	1- 1				
0- 0	0- 0	0- 0	NEUTRAL	0- 0	0- 0	0- 0				
0- 0	0- 0	0- 0	CONFERENCE	0- 0	0- 0	0- 0				
0- 0	0- 0	0- 0	HOME	0- 0	0- 0	0- 0				
0- 0	0- 0	0- 0	AWAY	0- 0	0- 0	0- 0				
0- 0	0- 0	0- 0	NEUTRAL	0- 0	0- 0	0- 0				

RPI 1-25				RPI 26-50				RPI 51-100				RPI 101+				Team's RPI: 193
RPI	S	Opponent	Score	RPI	S	Opponent	Score	RPI	S	Opponent	Score	RPI	S	Opponent	Score	
								69	H	SFA	77 69	119	H	Southern U.	76 58	
												147	H	Idaho	77 88	
												170	H	Jacksonville St.	71 58	
												222	A	Nevada	86 67	
												229	A	Florida	67 72	
												292	H	Houston Baptist	82 76	
												309	H	La. -Monroe	86 42	
												329	H	A&M-Corpus Christi	78 61	
LAST 12 Division I GAMES:																
119	H	Southern U.	76 58	329	H	A&M-Corpus Christi	78 61									
222	A	Nevada	86 67	147	H	Idaho	77 88									
229	A	Florida	67 72	309	H	La. -Monroe	86 42									
69	H	SFA	77 69	170	H	Jacksonville St.	71 58									
292	H	Houston Baptist	82 76													

Non-Div I Games:

Texas Tech

Average RPI Win: 203
 Average RPI Loss: 37
 WON-LOST RECORD
 WINNING PCT. RANK
 LAST 10 GAMES
 STRENGTH OF SCHEDULE
 OPP. STRENGTH OF SCHEDULE
 TEAM RPI
 ADJ. RPI
 CONF. RPI
 ADJ CONF. RPI

DIV. I ONLY	8- 3	71	8-2	203	33	70	70	10	10
DIV. I NON-CONF.	8- 3	71	1- 0	203	33	70	70	10	10
TOTALS	RPI 1-25	RPI 26-50	W-L RECORDS	RPI 51-100	RPI 101-150	RPI 150+			
8- 3	0- 1	1- 1	OVERALL	1- 1	1- 0	5- 0			
4- 1	0- 1	0- 0	HOME	1- 0	1- 0	2- 0			
4- 2	0- 0	1- 1	AWAY	0- 1	0- 0	3- 0			
0- 0	0- 0	0- 0	NEUTRAL	0- 0	0- 0	0- 0			
8- 3	0- 1	1- 1	NON-CONFERENCE	1- 1	1- 0	5- 0			
4- 1	0- 1	0- 0	HOME	1- 0	1- 0	2- 0			
4- 2	0- 0	1- 1	AWAY	0- 1	0- 0	3- 0			
0- 0	0- 0	0- 0	NEUTRAL	0- 0	0- 0	0- 0			
0- 0	0- 0	0- 0	CONFERENCE	0- 0	0- 0	0- 0			
0- 0	0- 0	0- 0	HOME	0- 0	0- 0	0- 0			
0- 0	0- 0	0- 0	AWAY	0- 0	0- 0	0- 0			
0- 0	0- 0	0- 0	NEUTRAL	0- 0	0- 0	0- 0			

RPI	S	Opponent	Score	RPI	S	Opponent	Score	RPI	S	Opponent	Score	RPI	S	Opponent	Score
1	H	Notre Dame	56 72	38	A	Maine	59 73	54	H	Duquesne	65 52	108	H	Stony Brook	80 48
				49	A	Belmont	78 69	73	A	Dayton	49 70	253	H	Iona	84 38
												264	A	Cleveland St.	65 60
												287	A	Memphis	58 48
												302	H	Detroit Mercy	77 60
												305	A	Valparaiso	65 59
LAST 12 Division I GAMES:															
1	H	Notre Dame	56 72	302	H	Detroit Mercy	77 60	108	H	Stony Brook	80 48	54	H	Duquesne	65 52
264	A	Cleveland St.	65 60	108	H	Stony Brook	80 48	253	H	Iona	84 38	38	A	Maine	59 73
287	A	Memphis	58 48	54	H	Duquesne	65 52	264	A	Cleveland St.	65 60				
49	A	Belmont	78 69	253	H	Iona	84 38	287	A	Memphis	58 48				
305	A	Valparaiso	65 59	38	A	Maine	59 73	302	H	Detroit Mercy	77 60				
73	A	Dayton	49 70					305	A	Valparaiso	65 59				

Non-Div I Games:

Toledo

T
o
w
s
o
n

Towson				Through Games Of Dec. 21, 2018												
Average RPI Win:		277	WON-LOST RECORD		WINNING PCT. RANK		LAST 10 GAMES		STRENGTH OF SCHEDULE		OPP. STRENGTH OF SCHEDULE		TEAM RPI	ADJ. RPI	CONF. RPI	ADJ CONF. RPI
Average RPI Loss:		139														
DIV. I ONLY			5- 5		159		5-5		252		190		183	183	16	16
DIV. I NON-CONF.			5- 5		159		0- 1		252		190		183	183	16	16

TOTALS		RPI 1-25		RPI 26-50		W-L RECORDS		RPI 51-100		RPI 101-150		RPI 150+				
5- 5		0- 1		0- 0		OVERALL		0- 1		0- 0		5- 3				
3- 0		0- 0		0- 0		HOME		0- 0		0- 0		3- 0				
2- 5		0- 1		0- 0		AWAY		0- 1		0- 0		2- 3				
0- 0		0- 0		0- 0		NEUTRAL		0- 0		0- 0		0- 0				
5- 5		0- 1		0- 0		NON-CONFERENCE		0- 1		0- 0		5- 3				
3- 0		0- 0		0- 0		HOME		0- 0		0- 0		3- 0				
2- 5		0- 1		0- 0		AWAY		0- 1		0- 0		2- 3				
0- 0		0- 0		0- 0		NEUTRAL		0- 0		0- 0		0- 0				
0- 0		0- 0		0- 0		CONFERENCE		0- 0		0- 0		0- 0				
0- 0		0- 0		0- 0		HOME		0- 0		0- 0		0- 0				
0- 0		0- 0		0- 0		AWAY		0- 0		0- 0		0- 0				
0- 0		0- 0		0- 0		NEUTRAL		0- 0		0- 0		0- 0				

RPI 1-25				RPI 26-50				RPI 51-100				RPI 101+ Team's RPI: 183				
RPI	S	Opponent	Score	RPI	S	Opponent	Score	RPI	S	Opponent	Score	RPI	S	Opponent	Score	
7	A	Syracuse	55 98					65	A	Wake Forest	53 60	196	A	West Virginia	43 90	
												210	A	Mt. St. Mary's	78 87	
												216	A	George Washington	63 76	
												240	H	Massachusetts	78 53	
												259	H	La Salle	92 68	
												280	A	Saint Joseph's	73 52	
												283	A	UMBC	71 62	
												323	H	Loyola Maryland	62 57	

Team's RPI: 183																

LAST 12 Division I GAMES:																
7	A	Syracuse	55 98	196	A	West Virginia	43 90	280	A	Saint Joseph's	73 52	323	H	Loyola Maryland	62 57	
216	A	George Washington	63 76	65	A	Wake Forest	53 60									
210	A	Mt. St. Mary's	78 87													
283	A	UMBC	71 62													
259	H	La Salle	92 68													
240	H	Massachusetts	78 53													

T
o
w
s
o
n

Non-Div I Games:

Towson

Average RPI	Win:	239	WON-LOST	WINNING	LAST 10	STRENGTH OF	OPP. STRENGTH	TEAM	ADJ.	CONF.	ADJ CONF.
Average RPI	Loss:	36	RECORD	PCT. RANK	GAMES	SCHEDULE	OF SCHEDULE	RPI	RPI	RPI	RPI
DIV. I ONLY		7- 2		59	8-2	340	10	182	182	19	19
DIV. I NON-CONF.		7- 2		59	1- 0	340	10	182	182	19	19
<hr/>											
TOTALS	RPI 1-25		RPI 26-50		W-L RECORDS	RPI 51-100		RPI 101-150		RPI 150+	
7- 2	0- 1		0- 1		OVERALL	0- 0		0- 0		7- 0	
3- 1	0- 0		0- 1		HOME	0- 0		0- 0		3- 0	
2- 1	0- 1		0- 0		AWAY	0- 0		0- 0		2- 0	
2- 0	0- 0		0- 0		NEUTRAL	0- 0		0- 0		2- 0	
7- 2	0- 1		0- 1		NON-CONFERENCE	0- 0		0- 0		7- 0	
3- 1	0- 0		0- 1		HOME	0- 0		0- 0		3- 0	
2- 1	0- 1		0- 0		AWAY	0- 0		0- 0		2- 0	
2- 0	0- 0		0- 0		NEUTRAL	0- 0		0- 0		2- 0	
0- 0	0- 0		0- 0		CONFERENCE	0- 0		0- 0		0- 0	
0- 0	0- 0		0- 0		HOME	0- 0		0- 0		0- 0	
0- 0	0- 0		0- 0		AWAY	0- 0		0- 0		0- 0	
0- 0	0- 0		0- 0		NEUTRAL	0- 0		0- 0		0- 0	

RPI 1-25				RPI 26-50				RPI 51-100				RPI 101+ Team's RPI: 182			
RPI	S	Opponent	Score	RPI	S	Opponent	Score	RPI	S	Opponent	Score	RPI	S	Opponent	Score
22	A	Florida St.	67 103	50	H	Middle Tenn.	64 67					176	N	Sam Houston St.	84 79
												192	H	Samford	72 52
												201	H	Alabama St.	116 46
												257	A	Ole Miss	71 54
												270	N	Mississippi Val.	75 54
												277	A	ETSU	84 66
												301	H	Tennessee St.	92 67
<hr/>															
LAST 12 Division I GAMES:															
277	A	ETSU	84 66	257	A	Ole Miss	71 54								
301	H	Tennessee St.	92 67	50	H	Middle Tenn.	64 67								
192	H	Samford	72 52	201	H	Alabama St.	116 46								
22	A	Florida St.	67 103	270	N	Mississippi Val.	75 54								
				176	N	Sam Houston St.	84 79								

Non-Div I Games: Talladega 91 70

Troy

T
u
l
a
n
e

Tulane				Through Games Of Dec. 21, 2018											
Average RPI	Win:	192		WON-LOST	WINNING	LAST 10	STRENGTH OF	OPP. STRENGTH	TEAM	ADJ.	CONF.	ADJ CONF.			
Average RPI	Loss:	40		RECORD	PCT. RANK	GAMES	SCHEDULE	OF SCHEDULE	RPI	RPI	RPI	RPI			
DIV. I ONLY		7- 3		80		7-3	85	44	60	60	8	8			
DIV. I NON-CONF.		7- 3		80		0- 1	85	44	60	60	8	8			

TOTALS		RPI 1-25		RPI 26-50		W-L RECORDS	RPI 51-100		RPI 101-150		RPI 150+				
7- 3	0- 2			0- 0		OVERALL	2- 1		0- 0		5- 0				
5- 1	0- 1			0- 0		HOME	1- 0		0- 0		4- 0				
1- 1	0- 0			0- 0		AWAY	1- 1		0- 0		0- 0				
1- 1	0- 1			0- 0		NEUTRAL	0- 0		0- 0		1- 0				
7- 3	0- 2			0- 0		NON-CONFERENCE	2- 1		0- 0		5- 0				
5- 1	0- 1			0- 0		HOME	1- 0		0- 0		4- 0				
1- 1	0- 0			0- 0		AWAY	1- 1		0- 0		0- 0				
1- 1	0- 1			0- 0		NEUTRAL	0- 0		0- 0		1- 0				
0- 0	0- 0			0- 0		CONFERENCE	0- 0		0- 0		0- 0				
0- 0	0- 0			0- 0		HOME	0- 0		0- 0		0- 0				
0- 0	0- 0			0- 0		AWAY	0- 0		0- 0		0- 0				
0- 0	0- 0			0- 0		NEUTRAL	0- 0		0- 0		0- 0				

RPI 1-25				RPI 26-50				RPI 51-100 Team's RPI: 60				RPI 101+			
RPI S	Opponent		Score	RPI S	Opponent		Score	RPI S	Opponent		Score	RPI S	Opponent		Score
6 N	Cal i forni a		57 65					96 A	LSU		56 54	179 H	Ni chol l s St.		71 46
16 H	Ol d Domi ni on		48 56					98 A	Al abama		58 69	214 H	Texas Southern		62 56
								100 H	Washi ngton		63 51	221 H	Southern Mi ss.		71 54
												264 N	Clevel and St.		81 72
												268 H	Fl a. Atlantic		88 45

LAST 12 Divi si on I GAMES:															
16 H	Ol d Domi ni on		48 56	179 H	Ni chol l s St.		71 46	221 H	Southern Mi ss.		71 54	268 H	Fl a. Atlantic		88 45
98 A	Al abama		58 69	264 N	Clevel and St.		81 72	6 N	Cal i forni a		57 65				
96 A	LSU		56 54	100 H	Washi ngton		63 51								
214 H	Texas Southern		62 56												

T
u
l
a
n
e

Non-Di v I Games:

Tulane

T
u
l
s
a

Tulsa				Through Games Of Dec. 21, 2018							
Average RPI	Win:	164	WON-LOST	WINNING	LAST 10	STRENGTH OF	OPP. STRENGTH	TEAM	ADJ.	CONF.	ADJ. CONF.
Average RPI	Loss:	101	RECORD	PCT. RANK	GAMES	SCHEDULE	OF SCHEDULE	RPI	RPI	RPI	RPI
DIV. I ONLY			5- 7	208	4-6	131	75	165	165	8	8
DIV. I NON-CONF.			5- 7	208	0- 1	131	75	165	165	8	8

TOTALS	RPI 1-25			RPI 26-50		W-L RECORDS	RPI 51-100	RPI 101-150		RPI 150+	
5- 7	0- 1			0- 2		OVERALL	1- 1	2- 0		2- 3	
3- 2	0- 0			0- 1		HOME	0- 0	1- 0		2- 1	
1- 5	0- 1			0- 1		AWAY	0- 1	1- 0		0- 2	
1- 0	0- 0			0- 0		NEUTRAL	1- 0	0- 0		0- 0	
5- 7	0- 1			0- 2		NON-CONFERENCE	1- 1	2- 0		2- 3	
3- 2	0- 0			0- 1		HOME	0- 0	1- 0		2- 1	
1- 5	0- 1			0- 1		AWAY	0- 1	1- 0		0- 2	
1- 0	0- 0			0- 0		NEUTRAL	1- 0	0- 0		0- 0	
0- 0	0- 0			0- 0		CONFERENCE	0- 0	0- 0		0- 0	
0- 0	0- 0			0- 0		HOME	0- 0	0- 0		0- 0	
0- 0	0- 0			0- 0		AWAY	0- 0	0- 0		0- 0	
0- 0	0- 0			0- 0		NEUTRAL	0- 0	0- 0		0- 0	

T
u
l
s
a

RPI 1-25				RPI 26-50				RPI 51-100				RPI 101+ Team's RPI: 165			
RPI	S	Opponent	Score	RPI	S	Opponent	Score	RPI	S	Opponent	Score	RPI	S	Opponent	Score
24	A	Arizona St.	52 70	45	H	Arkansas	59 61	69	A	SFA	34 76	124	A	Oral Roberts	76 68
				49	A	Bel mont	53 78	98	N	Al abama	80 73	135	H	Abilene Christian	75 63
												151	H	Little Rock	53 63
												184	A	American	52 68
												186	A	Arkansas St.	60 73
												223	H	Saint Louis	86 75
												242	H	Stetson	55 54
LAST 12 Division I GAMES:															
24	A	Arizona St.	52 70	45	H	Arkansas	59 61	151	H	Little Rock	53 63	69	A	SFA	34 76
186	A	Arkansas St.	60 73	184	A	American	52 68	223	H	Saint Louis	86 75	124	A	Oral Roberts	76 68
242	H	Stetson	55 54	98	N	Al abama	80 73	49	A	Bel mont	53 78				

Non-Di v I Games:

Tul sa

Average RPI	Win:	237	WON-LOST	WINNING	LAST 10	STRENGTH OF	OPP. STRENGTH	TEAM	ADJ.	CONF.	ADJ CONF.
Average RPI	Loss:	26	RECORD	PCT. RANK	GAMES	SCHEDULE	OF SCHEDULE	RPI	RPI	RPI	RPI
DIV. I ONLY		11- 1		12	9-1	341	68	140	140	15	15
DIV. I NON-CONF.		11- 1		12	0- 1	341	68	140	140	15	15

TOTALS	RPI 1-25		RPI 26-50		W-L RECORDS	RPI 51-100		RPI 101-150		RPI 150+	
11- 1	0- 0		0- 1		OVERALL	0- 0		1- 0		10- 0	
5- 0	0- 0		0- 0		HOME	0- 0		0- 0		5- 0	
4- 0	0- 0		0- 0		AWAY	0- 0		1- 0		3- 0	
2- 1	0- 0		0- 1		NEUTRAL	0- 0		0- 0		2- 0	
11- 1	0- 0		0- 1		NON-CONFERENCE	0- 0		1- 0		10- 0	
5- 0	0- 0		0- 0		HOME	0- 0		0- 0		5- 0	
4- 0	0- 0		0- 0		AWAY	0- 0		1- 0		3- 0	
2- 1	0- 0		0- 1		NEUTRAL	0- 0		0- 0		2- 0	
0- 0	0- 0		0- 0		CONFERENCE	0- 0		0- 0		0- 0	
0- 0	0- 0		0- 0		HOME	0- 0		0- 0		0- 0	
0- 0	0- 0		0- 0		AWAY	0- 0		0- 0		0- 0	
0- 0	0- 0		0- 0		NEUTRAL	0- 0		0- 0		0- 0	

RPI	S	Opponent	Score	RPI	S	Opponent	Score	RPI	S	Opponent	Score	RPI	S	Opponent	Score
				26	N	Tennessee	69 73					117	A	FGCU	62 60
												157	H	Appalachian St.	80 61
												167	N	Oklahoma	89 84
												192	A	Samford	66 41
												201	A	Alabama St.	62 47
												234	H	Alabama A&M	82 47
												243	N	Coppin St.	86 61
												287	H	Memphis	85 54
												321	H	McNeese	91 48
												332	A	Chicago St.	90 45
												351	H	Alcorn	80 53
LAST 12 Division I GAMES:															
				26	N	Tennessee	69 73					321	H	McNeese	91 48
				117	A	FGCU	62 60					192	A	Samford	66 41
				243	N	Coppin St.	86 61					351	H	Alcorn	80 53
				201	A	Alabama St.	62 47					234	H	Alabama A&M	82 47
				287	H	Memphis	85 54					167	N	Oklahoma	89 84
				157	H	Appalachian St.	80 61					332	A	Chicago St.	90 45

Non-Div I Games:

UAB

UC Davis

UC Davis				Through Games Of Dec. 21, 2018													
Average RPI Win:		201	WON-LOST RECORD		WINNING PCT. RANK		LAST 10 GAMES		STRENGTH OF SCHEDULE		OPP. STRENGTH OF SCHEDULE		TEAM RPI	ADJ. RPI	CONF. RPI	ADJ CONF. RPI	
Average RPI Loss:		94															
DIV. I ONLY			7- 5		133		7-3		170		67		104	104	20	20	
DIV. I NON-CONF.			7- 5		133		0- 1		170		67		104	104	20	20	

TOTALS		RPI 1-25		RPI 26-50		W-L RECORDS		RPI 51-100		RPI 101-150		RPI 150+					
7- 5		0- 1		0- 0		OVERALL		1- 1		1- 2		5- 1					
3- 1		0- 0		0- 0		HOME		1- 0		0- 1		2- 0					
3- 4		0- 1		0- 0		AWAY		0- 1		1- 1		2- 1					
1- 0		0- 0		0- 0		NEUTRAL		0- 0		0- 0		1- 0					
7- 5		0- 1		0- 0		NON-CONFERENCE		1- 1		1- 2		5- 1					
3- 1		0- 0		0- 0		HOME		1- 0		0- 1		2- 0					
3- 4		0- 1		0- 0		AWAY		0- 1		1- 1		2- 1					
1- 0		0- 0		0- 0		NEUTRAL		0- 0		0- 0		1- 0					
0- 0		0- 0		0- 0		CONFERENCE		0- 0		0- 0		0- 0					
0- 0		0- 0		0- 0		HOME		0- 0		0- 0		0- 0					
0- 0		0- 0		0- 0		AWAY		0- 0		0- 0		0- 0					
0- 0		0- 0		0- 0		NEUTRAL		0- 0		0- 0		0- 0					

RPI 1-25				RPI 26-50				RPI 51-100				RPI 101+					Team's RPI: 104
RPI	S	Opponent	Score	RPI	S	Opponent	Score	RPI	S	Opponent	Score	RPI	S	Opponent	Score		
5	A	Stanford	43 71					52	H	Saint Mary's (CA)	76 74	103	H	Pacific	80 83		
								79	A	Montana	56 62	129	A	Loyola Marymount	53 60		
												136	A	Washington St.	75 62		
												156	A	Portland St.	50 65		
												203	A	Sacramento St.	109 60		
												208	H	Southern Utah	68 45		
												222	N	Nevada	84 68		
												266	A	San Francisco	70 68		
												322	H	Seattle U	76 59		

Team's RPI: 104																	

LAST 12 Division I GAMES:																	
79	A	Montana	56 62	203	A	Sacramento St.	109 60										
52	H	Saint Mary's (CA)	76 74	222	N	Nevada	84 68										
266	A	San Francisco	70 68	129	A	Loyola Marymount	53 60										
322	H	Seattle U	76 59	208	H	Southern Utah	68 45										
103	H	Pacific	80 83	136	A	Washington St.	75 62										
5	A	Stanford	43 71	156	A	Portland St.	50 65										

UC Davis

Non-Div I Games:

UC Davis

UC Irvine																			
Average RPI	Win:	227	WON-LOST RECORD	WINNING PCT.	RANK	LAST 10 GAMES	STRENGTH OF SCHEDULE	OPP. STRENGTH OF SCHEDULE	TEAM RPI	ADJ. RPI	CONF. RPI	ADJ CONF. RPI							
DIV. I ONLY			8- 2		50	8-2	241	154	97	97	20	20							
DIV. I NON-CONF.			8- 2		50	0- 1	241	154	97	97	20	20							
<hr/>																			
TOTALS		RPI 1-25		RPI 26-50		W-L RECORDS		RPI 51-100		RPI 101-150		RPI 150+							
8- 2		0- 1		0- 0		OVERALL		1- 0		0- 0		7- 1							
3- 1		0- 0		0- 0		HOME		0- 0		0- 0		3- 1							
3- 1		0- 1		0- 0		AWAY		1- 0		0- 0		2- 0							
2- 0		0- 0		0- 0		NEUTRAL		0- 0		0- 0		2- 0							
8- 2		0- 1		0- 0		NON-CONFERENCE		1- 0		0- 0		7- 1							
3- 1		0- 0		0- 0		HOME		0- 0		0- 0		3- 1							
3- 1		0- 1		0- 0		AWAY		1- 0		0- 0		2- 0							
2- 0		0- 0		0- 0		NEUTRAL		0- 0		0- 0		2- 0							
0- 0		0- 0		0- 0		CONFERENCE		0- 0		0- 0		0- 0							
0- 0		0- 0		0- 0		HOME		0- 0		0- 0		0- 0							
0- 0		0- 0		0- 0		AWAY		0- 0		0- 0		0- 0							
0- 0		0- 0		0- 0		NEUTRAL		0- 0		0- 0		0- 0							
<hr/>																			
RPI 1-25				RPI 26-50				RPI 51-100				Team's RPI: 97				RPI 101+			
RPI	S	Opponent	Score	RPI	S	Opponent	Score	RPI	S	Opponent	Score	RPI	S	Opponent	Score	RPI	S	Opponent	Score
2	A	Oregon	69 115					91	A	Portland	84 69	156	A	Portland St.	73 68	161	N	Indiana St.	77 61
												194	H	San Diego St.	70 78	208	H	Southern Utah	75 58
												254	H	UNLV	57 55	289	A	San Jose St.	74 66
												303	H	CSU Bakersfield	85 78	350	N	LIU Brooklyn	84 71
<hr/>																			
LAST 12 Division I GAMES:																			
2	A	Oregon	69 115	289	A	San Jose St.	74 66	303	H	CSU Bakersfield	85 78	161	N	Indiana St.	77 61	350	N	LIU Brooklyn	84 71
156	A	Portland St.	73 68																
91	A	Portland	84 69																
194	H	San Diego St.	70 78																

Non-Div I Games: LIFE Pacific 105 31

UC Irvine

Average RPI	Win: 241	WON-LOST	WINNING	LAST 10	STRENGTH OF	OPP. STRENGTH	TEAM	ADJ.	CONF.	ADJ CONF.
Average RPI	Loss: 98	RECORD	PCT. RANK	GAMES	SCHEDULE	OF SCHEDULE	RPI	RPI	RPI	RPI
DIV. I ONLY	4- 7	229	4-6	94	137	168	168	20	20	
DIV. I NON-CONF.	4- 7	229	1- 0	94	137	168	168	20	20	

TOTALS	RPI 1-25	RPI 26-50	W-L RECORDS	RPI 51-100	RPI 101-150	RPI 150+				
4- 7	0- 1	0- 2	OVERALL	0- 1	0- 1	4- 2				
2- 0	0- 0	0- 0	HOME	0- 0	0- 0	2- 0				
1- 4	0- 0	0- 1	AWAY	0- 1	0- 1	1- 1				
1- 3	0- 1	0- 1	NEUTRAL	0- 0	0- 0	1- 1				
4- 7	0- 1	0- 2	NON-CONFERENCE	0- 1	0- 1	4- 2				
2- 0	0- 0	0- 0	HOME	0- 0	0- 0	2- 0				
1- 4	0- 0	0- 1	AWAY	0- 1	0- 1	1- 1				
1- 3	0- 1	0- 1	NEUTRAL	0- 0	0- 0	1- 1				
0- 0	0- 0	0- 0	CONFERENCE	0- 0	0- 0	0- 0				
0- 0	0- 0	0- 0	HOME	0- 0	0- 0	0- 0				
0- 0	0- 0	0- 0	AWAY	0- 0	0- 0	0- 0				
0- 0	0- 0	0- 0	NEUTRAL	0- 0	0- 0	0- 0				

RPI 1-25				RPI 26-50				RPI 51-100				RPI 101+ Team's RPI: 168			
RPI	S	Opponent	Score	RPI	S	Opponent	Score	RPI	S	Opponent	Score	RPI	S	Opponent	Score
2	N	Oregon	44 94	36	N	Texas A&M	63 70	53	A	BYU	70 72	109	A	Oklahoma St.	51 76
				47	A	Southern California	55 73					173	N	Milwaukee	54 56
												174	H	Coastal Caro.	62 43
												208	H	Southern Utah	56 50
												261	N	Eastern Wash.	57 45
												265	A	California Baptist	57 65
												319	A	Weber St.	71 39
LAST 12 Division I GAMES:															
208	H	Southern Utah	56 50	2	N	Oregon	44 94	174	H	Coastal Caro.	62 43				
319	A	Weber St.	71 39					109	A	Oklahoma St.	51 76				
261	N	Eastern Wash.	57 45	36	N	Texas A&M	63 70	53	A	BYU	70 72				
				265	A	California Baptist	57 65	47	A	Southern California	55 73				
				173	N	Milwaukee	54 56								

Non-Div I Games:

UC Riverside

UC Santa Barbara			Through Games Of Dec. 21, 2018								
Average RPI	Win:	260	WON-LOST	WINNING	LAST 10	STRENGTH OF	OPP. STRENGTH	TEAM	ADJ.	CONF.	ADJ CONF.
Average RPI	Loss:	160	RECORD	PCT. RANK	GAMES	SCHEDULE	OF SCHEDULE	RPI	RPI	RPI	RPI
DIV. I ONLY			3- 9	271	3-7	227	208	285	285	20	20
DIV. I NON-CONF.			3- 9	271	1- 0	227	208	285	285	20	20

TOTALS		RPI 1-25	RPI 26-50		W-L RECORDS		RPI 51-100		RPI 101-150		RPI 150+
3- 9		0- 1	0- 1		OVERALL		0- 1		0- 2		3- 4
1- 4		0- 0	0- 0		HOME		0- 1		0- 1		1- 2
1- 5		0- 1	0- 1		AWAY		0- 0		0- 1		1- 2
1- 0		0- 0	0- 0		NEUTRAL		0- 0		0- 0		1- 0
3- 9		0- 1	0- 1		NON-CONFERENCE		0- 1		0- 2		3- 4
1- 4		0- 0	0- 0		HOME		0- 1		0- 1		1- 2
1- 5		0- 1	0- 1		AWAY		0- 0		0- 1		1- 2
1- 0		0- 0	0- 0		NEUTRAL		0- 0		0- 0		1- 0
0- 0		0- 0	0- 0		CONFERENCE		0- 0		0- 0		0- 0
0- 0		0- 0	0- 0		HOME		0- 0		0- 0		0- 0
0- 0		0- 0	0- 0		AWAY		0- 0		0- 0		0- 0
0- 0		0- 0	0- 0		NEUTRAL		0- 0		0- 0		0- 0

RPI 1-25				RPI 26-50				RPI 51-100				RPI 101+ Team's RPI: 285			
RPI	S	Opponent	Score	RPI	S	Opponent	Score	RPI	S	Opponent	Score	RPI	S	Opponent	Score
6	A	Cal i forni a	45 69	47	A	Southern Cal i forni a	39 82	52	H	Saint Mary's (CA)	55 80	103	A	Paci fi c	53 69
												129	H	Loyol a Marymount	57 70
												194	A	San Diego St.	63 58
												245	N	Dartmouth	62 56
												254	A	UNLV	51 69
												265	H	Cal i forni a Bapti st	64 76
												282	A	Utah Valley	54 63
												303	H	CSU Bakersfi el d	48 56
												342	H	Grand Canyon	66 55

LAST 12 Division I GAMES:															
194	A	San Diego St.	63 58	245	N	Dartmouth	62 56	254	A	UNLV	51 69	129	H	Loyol a Marymount	57 70
265	H	Cal i forni a Bapti st	64 76	47	A	Southern Cal i forni a	39 82	303	H	CSU Bakersfi el d	48 56	103	A	Paci fi c	53 69
6	A	Cal i forni a	45 69	52	H	Saint Mary's (CA)	55 80	282	A	Utah Valley	54 63	342	H	Grand Canyon	66 55

Non-Di v I Games:

UCF

Through Games Of Dec. 21, 2018

Average RPI Win:	154	WON-LOST	WINNING	LAST 10	STRENGTH OF	OPP. STRENGTH	TEAM	ADJ.	CONF.	ADJ CONF.
Average RPI Loss:	57	RECORD	PCT. RANK	GAMES	SCHEDULE	OF SCHEDULE	RPI	RPI	RPI	RPI
DIV. I ONLY	10- 1	17	9-1	158	52	21	21	8	8	
DIV. I NON-CONF.	10- 1	17	1- 0	158	52	21	21	8	8	

U
C
F

TOTALS	RPI 1-25	RPI 26-50	W-L RECORDS	RPI 51-100	RPI 101-150	RPI 150+
10- 1	0- 0	1- 0	OVERALL	2- 1	3- 0	4- 0
4- 0	0- 0	1- 0	HOME	0- 0	2- 0	1- 0
5- 1	0- 0	0- 0	AWAY	2- 1	1- 0	2- 0
1- 0	0- 0	0- 0	NEUTRAL	0- 0	0- 0	1- 0
10- 1	0- 0	1- 0	NON-CONFERENCE	2- 1	3- 0	4- 0
4- 0	0- 0	1- 0	HOME	0- 0	2- 0	1- 0
5- 1	0- 0	0- 0	AWAY	2- 1	1- 0	2- 0
1- 0	0- 0	0- 0	NEUTRAL	0- 0	0- 0	1- 0
0- 0	0- 0	0- 0	CONFERENCE	0- 0	0- 0	0- 0
0- 0	0- 0	0- 0	HOME	0- 0	0- 0	0- 0
0- 0	0- 0	0- 0	AWAY	0- 0	0- 0	0- 0
0- 0	0- 0	0- 0	NEUTRAL	0- 0	0- 0	0- 0

U
C
F

RPI 1-25	Team's RPI: 21	RPI 26-50	RPI 51-100	RPI 101+
RPI S Opponent Score	RPI S Opponent Score	RPI S Opponent Score	RPI S Opponent Score	RPI S Opponent Score
	27 H Villanova 71 56	54 A Duquesne 71 63	103 H Pacific 64 57	
		57 A Central Mich. 68 75	115 A Pittsburgh 61 58	
		93 A Mercer 76 42	134 H Chattanooga 75 37	
			213 A Delaware 71 60	
			242 A Stetson 78 55	
			274 H Richmond 70 48	
			284 N Liberty 53 45	
LAST 12 Division I GAMES:				
103 H Pacific 64 57	284 N Liberty 53 45	54 A Duquesne 71 63	57 A Central Mich. 68 75	
213 A Delaware 71 60	93 A Mercer 76 42	134 H Chattanooga 75 37	242 A Stetson 78 55	
27 H Villanova 71 56	115 A Pittsburgh 61 58	274 H Richmond 70 48		

Non-Div I Games:

UCF

Loss,

Non-Conf,S Site,H Home

A Away

N Neutral

Page 303

Average RPI Win:	141	WON-LOST	WINNING	LAST 10	STRENGTH OF	OPP. STRENGTH	TEAM	ADJ.	CONF.	ADJ CONF.
Average RPI Loss:	71	RECORD	PCT. RANK	GAMES	SCHEDULE	OF SCHEDULE	RPI	RPI	RPI	RPI
DIV. I ONLY	6- 5	147	6-4	7	167	46	46	2	2	
DIV. I NON-CONF.	6- 5	147	1- 0	7	167	46	46	2	2	

TOTALS	RPI 1-25	RPI 26-50	W-L RECORDS	RPI 51-100	RPI 101-150	RPI 150+				
6- 5	0- 2	0- 1	OVERALL	2- 0	3- 1	1- 1				
5- 1	0- 1	0- 0	HOME	2- 0	3- 0	0- 0				
1- 1	0- 0	0- 0	AWAY	0- 0	0- 1	1- 0				
0- 3	0- 1	0- 1	NEUTRAL	0- 0	0- 0	0- 1				
6- 5	0- 2	0- 1	NON-CONFERENCE	2- 0	3- 1	1- 1				
5- 1	0- 1	0- 0	HOME	2- 0	3- 0	0- 0				
1- 1	0- 0	0- 0	AWAY	0- 0	0- 1	1- 0				
0- 3	0- 1	0- 1	NEUTRAL	0- 0	0- 0	0- 1				
0- 0	0- 0	0- 0	CONFERENCE	0- 0	0- 0	0- 0				
0- 0	0- 0	0- 0	HOME	0- 0	0- 0	0- 0				
0- 0	0- 0	0- 0	AWAY	0- 0	0- 0	0- 0				
0- 0	0- 0	0- 0	NEUTRAL	0- 0	0- 0	0- 0				

RPI 1-25				RPI 26-50				RPI 51-100				RPI 101+			
RPI	S	Opponent	Score	RPI	S	Opponent	Score	RPI	S	Opponent	Score	RPI	S	Opponent	Score
17	H	Indiana	65 67	37	N	North Carolina	49 83	90	H	Rice	59 50	109	H	Oklahoma St.	71 59
20	N	Kentucky	74 75					99	H	Fresno St.	89 80	113	H	Seton Hall I	78 62
												129	A	Loyola Marymount	63 69
												144	H	Georgia	80 69
												153	N	South Fla.	56 60
												288	A	UIC	78 47
LAST 12 Division I GAMES:															
99	H	Fresno St.	89 80	288	A	UIC	78 47	109	H	Oklahoma St.	71 59	144	H	Georgia	80 69
17	H	Indiana	65 67					90	H	Rice	59 50	129	A	Loyola Marymount	63 69
153	N	South Fla.	56 60												
20	N	Kentucky	74 75												
37	N	North Carolina	49 83												
113	H	Seton Hall I	78 62												

Non-Div I Games:

UCLA

U
C
o
n
n

UConn				Through Games Of Dec. 21, 2018																			
Average RPI Win:		124		WON-LOST RECORD		WINNING PCT. RANK		LAST 10 GAMES		STRENGTH OF SCHEDULE		OPP. STRENGTH OF SCHEDULE		TEAM RPI		ADJ. RPI		CONF. RPI		ADJ CONF. RPI			
Average RPI Loss:		0																					
DIV. I ONLY		10- 0		1		10-0		42		9		3		3		8		8					
DIV. I NON-CONF.		10- 0		1		1- 0		42		9		3		3		8		8					

TOTALS		RPI 1-25		RPI 26-50		W-L RECORDS		RPI 51-100		RPI 101-150		RPI 150+											
10- 0		1- 0		1- 0		OVERALL		2- 0		2- 0		4- 0											
3- 0		0- 0		1- 0		HOME		0- 0		2- 0		0- 0											
3- 0		1- 0		0- 0		AWAY		0- 0		0- 0		2- 0											
4- 0		0- 0		0- 0		NEUTRAL		2- 0		0- 0		2- 0											
10- 0		1- 0		1- 0		NON-CONFERENCE		2- 0		2- 0		4- 0											
3- 0		0- 0		1- 0		HOME		0- 0		2- 0		0- 0											
3- 0		1- 0		0- 0		AWAY		0- 0		0- 0		2- 0											
4- 0		0- 0		0- 0		NEUTRAL		2- 0		0- 0		2- 0											
0- 0		0- 0		0- 0		CONFERENCE		0- 0		0- 0		0- 0											
0- 0		0- 0		0- 0		HOME		0- 0		0- 0		0- 0											
0- 0		0- 0		0- 0		AWAY		0- 0		0- 0		0- 0											
0- 0		0- 0		0- 0		NEUTRAL		0- 0		0- 0		0- 0											

RPI 1-25				Team's RPI: 3				RPI 26-50				RPI 51-100				RPI 101+							
RPI	S	Opponent		Score		RPI	S	Opponent		Score		RPI	S	Opponent		Score		RPI	S	Opponent		Score	
1	A	Notre Dame		89 71		42	H	DePaul		99 63		77	N	Purdue		86 40		107	H	Ohio St.		85 53	
												80	N	St. John's (NY)		65 55		113	H	Seton Hall		99 61	
																		167	A	Oklahoma		72 63	
																		171	N	Vanderbilt		80 42	
																		223	A	Saint Louis		98 42	
																		257	N	Ole Miss		90 50	
																</							

U
C
o
n
n

Non-Div I Games:

UConn

UIC

Through Games Of Dec. 21, 2018

Average RPI Win:	326	WON-LOST	WINNING	LAST 10	STRENGTH OF	OPP. STRENGTH	TEAM	ADJ.	CONF.	ADJ CONF.
Average RPI Loss:	147	RECORD	PCT. RANK	GAMES	SCHEDULE	OF SCHEDULE	RPI	RPI	RPI	RPI
DIV. I ONLY	2- 8	292	2-8	181	261	288	288	13	13	
DIV. I NON-CONF.	2- 8	292	0- 1	181	261	288	288	13	13	

TOTALS	RPI 1-25	RPI 26-50	W-L RECORDS	RPI 51-100	RPI 101-150	RPI 150+				
2- 8	0- 1	0- 1	OVERALL	0- 1	0- 1	2- 4				
1- 3	0- 0	0- 1	HOME	0- 0	0- 1	1- 1				
1- 4	0- 1	0- 0	AWAY	0- 1	0- 0	1- 2				
0- 1	0- 0	0- 0	NEUTRAL	0- 0	0- 0	0- 1				
2- 8	0- 1	0- 1	NON-CONFERENCE	0- 1	0- 1	2- 4				
1- 3	0- 0	0- 1	HOME	0- 0	0- 1	1- 1				
1- 4	0- 1	0- 0	AWAY	0- 1	0- 0	1- 2				
0- 1	0- 0	0- 0	NEUTRAL	0- 0	0- 0	0- 1				
0- 0	0- 0	0- 0	CONFERENCE	0- 0	0- 0	0- 0				
0- 0	0- 0	0- 0	HOME	0- 0	0- 0	0- 0				
0- 0	0- 0	0- 0	AWAY	0- 0	0- 0	0- 0				
0- 0	0- 0	0- 0	NEUTRAL	0- 0	0- 0	0- 0				

UIC

RPI 1-25				RPI 26-50				RPI 51-100				RPI 101+				Team's RPI: 288
RPI	S	Opponent	Score	RPI	S	Opponent	Score	RPI	S	Opponent	Score	RPI	S	Opponent	Score	
12	A	Marquette	32 96	46	H	UCLA	47 78	94	A	Northwestern	44 87	125	H	Mi ami (OH)	56 65	
												161 A Indiana St.				53 60
												226 A Eastern Mi ch.				38 52
												239 H Loyol a Chi cago				60 75
												271 N Fai rfi el d				60 68
												305 H Val parai so				75 65
												347 A Evansvi lle				62 54

UMES

Average RPI Win: 210

Average RPI Loss: 135

WON-LOST RECORD

WINNING PCT. RANK

LAST 10 GAMES

STRENGTH OF SCHEDULE

OPP. STRENGTH OF SCHEDULE

TEAM RPI

ADJ. RPI

CONF. RPI

ADJ CONF. RPI

DIV. I ONLY

DIV. I NON-CONF.

1- 8

1- 8

320

320

3-7

1- 0

116

116

172

172

248

248

248

248

32

32

32

32

TOTALS

RPI 1-25

RPI 26-50

W-L RECORDS

RPI 51-100

RPI 101-150

RPI 150+

1- 8

0- 2

0- 0

OVERALL

0- 2

0- 1

1- 3

0- 1

0- 0

0- 0

HOME

0- 1

0- 0

0- 0

1- 7

0- 2

0- 0

AWAY

0- 1

0- 1

1- 3

0- 0

0- 0

0- 0

NEUTRAL

0- 0

0- 0

0- 0

1- 8

0- 2

0- 0

NON-CONFERENCE

0- 2

0- 1

1- 3

0- 1

0- 0

0- 0

HOME

0- 1

0- 0

0- 0

1- 7

0- 2

0- 0

AWAY

0- 1

0- 1

1- 3

0- 0

0- 0

0- 0

NEUTRAL

0- 0

0- 0

0- 0

0- 0

0- 0

0- 0

CONFERENCE

0- 0

0- 0

0- 0

0- 0

0- 0

0- 0

HOME

0- 0

0- 0

0- 0

0- 0

0- 0

0- 0

AWAY

0- 0

0- 0

0- 0

0- 0

0- 0

0- 0

NEUTRAL

0- 0

0- 0

0- 0

RPI

S

Opponent

Score

7

A

Syracuse

51 96

19

A

Mi ami (FL)

53 71

RPI

S

Opponent

Score

58

H

Buffal o

63 69

65

A

Wake Forest

67 78

RPI

S

Opponent

Score

148

A

Georgetown

55 74

162

A

East Carol ina

69 84

210

A

Mt. St. Mary' s

86 73

274

A

Ri chmond

55 57

348

A

Longwood

71 83

Team' s RPI: 248

LAST 12 Di vi si on I GAMES:

210

A

Mt. St. Mary' s

86 73

19

A

Mi ami (FL)

53 71

65

A

Wake Forest

67 78

7

A

Syracuse

51 96

348

A

Longwood

71 83

274

A

Ri chmond

55 57

58

H

Buffal o

63 69

148

A

Georgetown

55 74

162

A

East Carol ina

69 84

Non-Di v I Games:

Regent

72 16

Cheyney

88 39

UMES

Loss,

Non-Conf,S Site,

Home

Away

N Neutral

Page 308

U
M
K
C

UMKC				Through Games Of Dec. 21, 2018											
Average RPI Win: 244		WON-LOST RECORD		WINNING PCT. RANK		LAST 10 GAMES		STRENGTH OF SCHEDULE		OPP. STRENGTH OF SCHEDULE		TEAM RPI	ADJ. RPI	CONF. RPI	ADJ CONF. RPI
Average RPI Loss: 111															
DIV. I ONLY		4- 6		212		6-4		88		279		154	154	30	30
DIV. I NON-CONF.		4- 6		212		1- 0		88		279		154	154	30	30

TOTALS		RPI 1-25		RPI 26-50		W-L RECORDS		RPI 51-100		RPI 101-150		RPI 150+			
4- 6		0- 0		0- 1		OVERALL		0- 2		0- 1		4- 2			
2- 1		0- 0		0- 0		HOME		0- 0		0- 0		2- 1			
2- 5		0- 0		0- 1		AWAY		0- 2		0- 1		2- 1			
0- 0		0- 0		0- 0		NEUTRAL		0- 0		0- 0		0- 0			
4- 6		0- 0		0- 1		NON-CONFERENCE		0- 2		0- 1		4- 2			
2- 1		0- 0		0- 0		HOME		0- 0		0- 0		2- 1			
2- 5		0- 0		0- 1		AWAY		0- 2		0- 1		2- 1			
0- 0		0- 0		0- 0		NEUTRAL		0- 0		0- 0		0- 0			
0- 0		0- 0		0- 0		CONFERENCE		0- 0		0- 0		0- 0			
0- 0		0- 0		0- 0		HOME		0- 0		0- 0		0- 0			
0- 0		0- 0		0- 0		AWAY		0- 0		0- 0		0- 0			
0- 0		0- 0		0- 0		NEUTRAL		0- 0		0- 0		0- 0			

RPI 1-25				RPI 26-50				RPI 51-100				RPI 101+ Team's RPI: 154			
RPI	S	Opponent	Score	RPI	S	Opponent	Score	RPI	S	Opponent	Score	RPI	S	Opponent	Score
				34	A	Kansas	55 67	55	A	Missouri	59 66	124	A	Oral Roberts	64 75
								74	A	Kansas St.	50 61	155	H	Louisiana Tech	80 70
												185	A	Denver	75 92
												195	H	George Mason	84 91
												239	A	Loyol a Chi cago	88 74
												255	H	SIUE	80 75
												325	A	North Dakota St.	69 59

Team's RPI: 154															

LAST 12 Division I GAMES:															
255	H	SIUE	80 75	155	H	Loui si ana Tech	80 70								
239	A	Loyol a Chi cago	88 74	74	A	Kansas St.	50 61								
55	A	Missouri	59 66	185	A	Denver	75 92								
325	A	North Dakota St.	69 59	34	A	Kansas	55 67								
195	H	George Mason	84 91												
124	A	Oral Roberts	64 75												

U
M
K
C

Non-Di v I Games: Peru St. 98 62 Mo.-St. Loui s 92 63

UMKC

Loss, Non-Conf,S Site,H Home A Away N Neutral

Page 309

Non-Div I Games: Peru St. 98 62 Mo.-St. Louis 92 63

UMKC

Average RPI Win:	292	WON-LOST	WINNING	LAST 10	STRENGTH OF	OPP. STRENGTH	TEAM	ADJ.	CONF.	ADJ CONF.
Average RPI Loss:	190	RECORD	PCT. RANK	GAMES	SCHEDULE	OF SCHEDULE	RPI	RPI	RPI	RPI
DIV. I ONLY	3- 8	263	3-7	194	330	269	269	23	23	
DIV. I NON-CONF.	3- 8	263	1- 0	194	330	269	269	23	23	
<hr/>										
TOTALS	RPI 1-25	RPI 26-50	W-L RECORDS	RPI 51-100	RPI 101-150	RPI 150+				
3- 8	0- 0	0- 1	OVERALL	0- 0	0- 2	3- 5				
1- 3	0- 0	0- 0	HOME	0- 0	0- 1	1- 2				
2- 5	0- 0	0- 1	AWAY	0- 0	0- 1	2- 3				
0- 0	0- 0	0- 0	NEUTRAL	0- 0	0- 0	0- 0				
3- 8	0- 0	0- 1	NON-CONFERENCE	0- 0	0- 2	3- 5				
1- 3	0- 0	0- 0	HOME	0- 0	0- 1	1- 2				
2- 5	0- 0	0- 1	AWAY	0- 0	0- 1	2- 3				
0- 0	0- 0	0- 0	NEUTRAL	0- 0	0- 0	0- 0				
0- 0	0- 0	0- 0	CONFERENCE	0- 0	0- 0	0- 0				
0- 0	0- 0	0- 0	HOME	0- 0	0- 0	0- 0				
0- 0	0- 0	0- 0	AWAY	0- 0	0- 0	0- 0				
0- 0	0- 0	0- 0	NEUTRAL	0- 0	0- 0	0- 0				

RPI 1-25				RPI 26-50				RPI 51-100				RPI 101+				Team's RPI: 269	
RPI	S	Opponent	Score	RPI	S	Opponent	Score	RPI	S	Opponent	Score	RPI	S	Opponent	Score		
				32	A	Butler	36 89					113	A	Seton Hall I	57 90		
												133	H	Provi dence	47 71		
												199	A	Hol y Cross	54 63		
												202	A	Cornel I	54 63		
												240	A	Massachusetts	62 59		
												245	A	Dartmouth	54 70		
												276	H	Bryant	57 58		
												286	H	Saint Peter' s	59 57		
												316	H	Col gate	52 61		
												350	A	LIU Brookl yn	69 64		
LAST 12 Di vi si on I GAMES:																	
				316	H	Col gate	52 61					240	A	Massachusetts	62 59		
				199	A	Hol y Cross	54 63					245	A	Dartmouth	54 70		
				350	A	LIU Brookl yn	69 64					133	H	Provi dence	47 71		
				113	A	Seton Hall I	57 90					286	H	Saint Peter' s	59 57		
				32	A	Butler	36 89					276	H	Bryant	57 58		
				202	A	Cornel I	54 63										

Non-Div I Games: Fisher 79 45

UMass Lowell

Average RPI Win: 261 WON-LOST RECORD WINNING PCT. RANK LAST 10 GAMES STRENGTH OF SCHEDULE OPP. STRENGTH OF SCHEDULE TEAM RPI ADJ. RPI CONF. RPI ADJ CONF. RPI

DIV. I ONLY	4- 5	191	5-5	143	174	181	181	29	29
DIV. I NON-CONF.	4- 5	191	0- 1	143	174	181	181	29	29
TOTALS	RPI 1-25	RPI 26-50	W-L RECORDS	RPI 51-100	RPI 101-150	RPI 150+			
4- 5	0- 0	0- 2	OVERALL	0- 2	0- 0	4- 1			
4- 0	0- 0	0- 0	HOME	0- 0	0- 0	4- 0			
0- 5	0- 0	0- 2	AWAY	0- 2	0- 0	0- 1			
0- 0	0- 0	0- 0	NEUTRAL	0- 0	0- 0	0- 0			
4- 5	0- 0	0- 2	NON-CONFERENCE	0- 2	0- 0	4- 1			
4- 0	0- 0	0- 0	HOME	0- 0	0- 0	4- 0			
0- 5	0- 0	0- 2	AWAY	0- 2	0- 0	0- 1			
0- 0	0- 0	0- 0	NEUTRAL	0- 0	0- 0	0- 0			
0- 0	0- 0	0- 0	CONFERENCE	0- 0	0- 0	0- 0			
0- 0	0- 0	0- 0	HOME	0- 0	0- 0	0- 0			
0- 0	0- 0	0- 0	AWAY	0- 0	0- 0	0- 0			
0- 0	0- 0	0- 0	NEUTRAL	0- 0	0- 0	0- 0			

RPI S Opponent Score	RPI S Opponent Score	RPI S Opponent Score	RPI S Opponent Score
26 A Tennessee 46 73	56 A Charlotte 53 70	219 H Davidson 69 56	Team's RPI: 181
50 A Middle Tenn. 46 67	85 A Tennessee Tech 53 60	230 A Furman 47 58	
		252 H Wofford 60 46	
		277 H ETSU 56 55	
		295 H Western Caro. 74 49	
LAST 12 Division I GAMES:			
252 H Wofford 60 46	50 A Middle Tenn. 46 67		
219 H Davidson 69 56	85 A Tennessee Tech 53 60		
295 H Western Caro. 74 49	277 H ETSU 56 55		
26 A Tennessee 46 73	230 A Furman 47 58		
56 A Charlotte 53 70			

Non-Div I Games: Warren Wilson 92 31

UNC Asheville

Average RPI Win: 255 WON-LOST WINNING LAST 10
Average RPI Loss: 168 RECORD PCT. RANK GAMES STRENGTH OF OPP. STRENGTH TEAM ADJ. CONF. ADJ CONF.
SCHEDULE OF SCHEDULE RPI RPI RPI RPI

DIV. I ONLY	2- 7	284	5-5	197	228	272	272	22	22
DIV. I NON-CONF.	2- 7	284	0- 1	197	228	272	272	22	22

TOTALS	RPI 1-25	RPI 26-50	W-L RECORDS	RPI 51-100	RPI 101-150	RPI 150+			
2- 7	0- 0	0- 1	OVERALL	0- 0	0- 1	2- 5			
1- 0	0- 0	0- 0	HOME	0- 0	0- 0	1- 0			
0- 6	0- 0	0- 1	AWAY	0- 0	0- 0	0- 5			
1- 1	0- 0	0- 0	NEUTRAL	0- 0	0- 1	1- 0			
2- 7	0- 0	0- 1	NON-CONFERENCE	0- 0	0- 1	2- 5			
1- 0	0- 0	0- 0	HOME	0- 0	0- 0	1- 0			
0- 6	0- 0	0- 1	AWAY	0- 0	0- 0	0- 5			
1- 1	0- 0	0- 0	NEUTRAL	0- 0	0- 1	1- 0			
0- 0	0- 0	0- 0	CONFERENCE	0- 0	0- 0	0- 0			
0- 0	0- 0	0- 0	HOME	0- 0	0- 0	0- 0			
0- 0	0- 0	0- 0	AWAY	0- 0	0- 0	0- 0			
0- 0	0- 0	0- 0	NEUTRAL	0- 0	0- 0	0- 0			

RPI 1-25				RPI 26-50				RPI 51-100				RPI 101+ Team's RPI: 272			
RPI	S	Opponent	Score	RPI	S	Opponent	Score	RPI	S	Opponent	Score	RPI	S	Opponent	Score
				37	A	North Carolina	62 83					113	N	Seton Hall	64 71
												157	A	Appalachian St.	65 68
												169	A	Georgia St.	63 70
												172	A	Campbell	49 53
												189	A	High Point	75 82
												226	N	Eastern Mich.	49 44
												284	H	Liberty	48 45
												339	A	N.C. Central	57 66

LAST 12 Division I GAMES:															
				113	N	Seton Hall	64 71	226	N	Eastern Mich.	49 44				
				157	A	Appalachian St.	65 68	284	H	Liberty	48 45				
				169	A	Georgia St.	63 70	339	A	N.C. Central	57 66				
								37	A	North Carolina	62 83				
								189	A	High Point	75 82				
								172	A	Campbell	49 53				

Non-Div I Games: Pfeiffer 92 23 UNC Pembroke 72 32 Lees-McRae 92 36 Young Harris 62 29
UNC Greensboro

Average RPI	Win:	337	WON-LOST	WINNING	LAST 10	STRENGTH OF	OPP. STRENGTH	TEAM	ADJ.	CONF.	ADJ CONF.
Average RPI	Loss:	85	RECORD	PCT. RANK	GAMES	SCHEDULE	OF SCHEDULE	RPI	RPI	RPI	RPI
DIV. I ONLY		4- 4		159	6-4	260	298	206	206	16	16
DIV. I NON-CONF.		4- 4		159	1- 0	260	298	206	206	16	16

TOTALS	RPI 1-25		RPI 26-50		W-L RECORDS	RPI 51-100		RPI 101-150		RPI 150+	
4- 4	0- 0		0- 1		OVERALL	0- 1		0- 2		4- 0	
3- 0	0- 0		0- 0		HOME	0- 0		0- 0		3- 0	
1- 4	0- 0		0- 1		AWAY	0- 1		0- 2		1- 0	
0- 0	0- 0		0- 0		NEUTRAL	0- 0		0- 0		0- 0	
4- 4	0- 0		0- 1		NON-CONFERENCE	0- 1		0- 2		4- 0	
3- 0	0- 0		0- 0		HOME	0- 0		0- 0		3- 0	
1- 4	0- 0		0- 1		AWAY	0- 1		0- 2		1- 0	
0- 0	0- 0		0- 0		NEUTRAL	0- 0		0- 0		0- 0	
0- 0	0- 0		0- 0		CONFERENCE	0- 0		0- 0		0- 0	
0- 0	0- 0		0- 0		HOME	0- 0		0- 0		0- 0	
0- 0	0- 0		0- 0		AWAY	0- 0		0- 0		0- 0	
0- 0	0- 0		0- 0		NEUTRAL	0- 0		0- 0		0- 0	

RPI 1-25				RPI 26-50				RPI 51-100				RPI 101+				Team's RPI: 206			
RPI	S	Opponent	Score	RPI	S	Opponent	Score	RPI	S	Opponent	Score	RPI	S	Opponent	Score				
				37	A	North Carolina	55 82					63	A	Ohio	72 95	115	A	Pittsburgh	56 60
																126	A	VCU	47 58
																318	H	Presbyteria n	63 48
																339	A	N. C. Central	89 82
																342	H	Grand Canyon	77 55
																348	H	Longwood	35 33
LAST 12 Division I GAMES:																			
				348	H	Longwood	35 33					339	A	N. C. Central	89 82				
				115	A	Pittsburgh	56 60					342	H	Grand Canyon	77 55				
				37	A	North Carolina	55 82					318	H	Presbyteria n	63 48				
				126	A	VCU	47 58					63	A	Ohio	72 95				

Non-Div I Games: Fayetteville St. 72 54 Belmont Abbey 74 58

UNCW

Average RPI Win:	184	WON-LOST	WINNING	LAST 10	STRENGTH OF	OPP. STRENGTH	TEAM	ADJ.	CONF.	ADJ CONF.
Average RPI Loss:	56	RECORD	PCT. RANK	GAMES	SCHEDULE	OF SCHEDULE	RPI	RPI	RPI	RPI
DIV. I ONLY	6- 4	119	6-4	105	74	71	71	14	14	
DIV. I NON-CONF.	6- 4	119	0- 1	105	74	71	71	14	14	

TOTALS	RPI 1-25	RPI 26-50	W-L RECORDS	RPI 51-100	RPI 101-150	RPI 150+				
6- 4	0- 2	0- 0	OVERALL	1- 1	1- 1	4- 0				
4- 0	0- 0	0- 0	HOME	0- 0	1- 0	3- 0				
2- 3	0- 2	0- 0	AWAY	1- 0	0- 1	1- 0				
0- 1	0- 0	0- 0	NEUTRAL	0- 1	0- 0	0- 0				
6- 4	0- 2	0- 0	NON-CONFERENCE	1- 1	1- 1	4- 0				
4- 0	0- 0	0- 0	HOME	0- 0	1- 0	3- 0				
2- 3	0- 2	0- 0	AWAY	1- 0	0- 1	1- 0				
0- 1	0- 0	0- 0	NEUTRAL	0- 1	0- 0	0- 0				
0- 0	0- 0	0- 0	CONFERENCE	0- 0	0- 0	0- 0				
0- 0	0- 0	0- 0	HOME	0- 0	0- 0	0- 0				
0- 0	0- 0	0- 0	AWAY	0- 0	0- 0	0- 0				
0- 0	0- 0	0- 0	NEUTRAL	0- 0	0- 0	0- 0				

RPI	S	Opponent	Score	RPI	S	Opponent	Score	RPI	S	Opponent	Score	RPI	S	Opponent	Score
11	A	Iowa	57 83					59	A	IUPUI	53 40	105	H	Creighton	65 55
12	A	Marquette	61 102					82	N	Boise St.	60 61	118	A	Northern Ill.	59 70
												180	H	North Dakota	64 60
												213	H	Delaware	79 67
												273	A	Long Beach St.	71 64
												275	H	Omaha	79 50

LAST 12 Division I GAMES:															
275	H	Omaha	79 50	118	A	Northern Ill.	59 70	12	A	Marquette	61 102	105	H	Creighton	65 55
11	A	Iowa	57 83									213	H	Delaware	79 67
180	H	North Dakota	64 60												
59	A	IUPUI	53 40												
82	N	Boise St.	60 61												
273	A	Long Beach St.	71 64												

Non-Div I Games: Minnesota St. 73 56

UNI

Average RPI Win:	257	WON-LOST	WINNING	LAST 10	STRENGTH OF	OPP. STRENGTH	TEAM	ADJ.	CONF.	ADJ CONF.
Average RPI Loss:	117	RECORD	PCT. RANK	GAMES	SCHEDULE	OF SCHEDULE	RPI	RPI	RPI	RPI
DIV. I ONLY	2- 9	298	2-8	69	177	254	254	9	9	
DIV. I NON-CONF.	2- 9	298	1- 0	69	177	254	254	9	9	

TOTALS	RPI 1-25	RPI 26-50	W-L RECORDS	RPI 51-100	RPI 101-150	RPI 150+				
2- 9	0- 1	0- 3	OVERALL	0- 2	0- 0	2- 3				
2- 5	0- 1	0- 2	HOME	0- 1	0- 0	2- 1				
0- 4	0- 0	0- 1	AWAY	0- 1	0- 0	0- 2				
0- 0	0- 0	0- 0	NEUTRAL	0- 0	0- 0	0- 0				
2- 9	0- 1	0- 3	NON-CONFERENCE	0- 2	0- 0	2- 3				
2- 5	0- 1	0- 2	HOME	0- 1	0- 0	2- 1				
0- 4	0- 0	0- 1	AWAY	0- 1	0- 0	0- 2				
0- 0	0- 0	0- 0	NEUTRAL	0- 0	0- 0	0- 0				
0- 0	0- 0	0- 0	CONFERENCE	0- 0	0- 0	0- 0				
0- 0	0- 0	0- 0	HOME	0- 0	0- 0	0- 0				
0- 0	0- 0	0- 0	AWAY	0- 0	0- 0	0- 0				
0- 0	0- 0	0- 0	NEUTRAL	0- 0	0- 0	0- 0				

RPI 1-25				RPI 26-50				RPI 51-100				RPI 101+ Team's RPI: 254			
RPI	S	Opponent	Score	RPI	S	Opponent	Score	RPI	S	Opponent	Score	RPI	S	Opponent	Score
18	H	Gonzaga	59 70	43	A	Duke	38 66	86	H	Wright St.	52 68	156	A	Portland St.	49 58
				47	H	Southern California	72 86	97	A	UC Irvine	55 57	229	H	Florida	56 53
				50	H	Middle Tenn.	62 66					263	H	Hawaii	61 66
												285	H	UC Santa Barbara	69 51
												294	A	South Carolina St.	49 58
LAST 12 Division I GAMES:															
294	A	South Carolina St.	49 58	229	H	Florida	56 53								
43	A	Duke	38 66	50	H	Middle Tenn.	62 66								
47	H	Southern California	72 86	263	H	Hawaii	61 66								
285	H	UC Santa Barbara	69 51	156	A	Portland St.	49 58								
18	H	Gonzaga	59 70	86	H	Wright St.	52 68								
97	A	UC Irvine	55 57												

Non-Div I Games:

UNLV

Average RPI	Win:	339	WON-LOST	WINNING	LAST 10	STRENGTH OF	OPP. STRENGTH	TEAM	ADJ.	CONF.	ADJ CONF.
Average RPI	Loss:	199	RECORD	PCT. RANK	GAMES	SCHEDULE	OF SCHEDULE	RPI	RPI	RPI	RPI

DIV. I ONLY	1- 7	318	4-6	242	315	306	306	29	29
DIV. I NON-CONF.	1- 7	318	0- 0	242	315	306	306	29	29
<hr/>									
TOTALS	RPI 1-25	RPI 26-50	W-L RECORDS	RPI 51-100	RPI 101-150	RPI 150+			
1- 7	0- 0	0- 1	OVERALL	0- 0	0- 1	1- 5			
0- 0	0- 0	0- 0	HOME	0- 0	0- 0	0- 0			
1- 7	0- 0	0- 1	AWAY	0- 0	0- 1	1- 5			
0- 0	0- 0	0- 0	NEUTRAL	0- 0	0- 0	0- 0			
1- 7	0- 0	0- 1	NON-CONFERENCE	0- 0	0- 1	1- 5			
0- 0	0- 0	0- 0	HOME	0- 0	0- 0	0- 0			
1- 7	0- 0	0- 1	AWAY	0- 0	0- 1	1- 5			
0- 0	0- 0	0- 0	NEUTRAL	0- 0	0- 0	0- 0			
0- 0	0- 0	0- 0	CONFERENCE	0- 0	0- 0	0- 0			
0- 0	0- 0	0- 0	HOME	0- 0	0- 0	0- 0			
0- 0	0- 0	0- 0	AWAY	0- 0	0- 0	0- 0			
0- 0	0- 0	0- 0	NEUTRAL	0- 0	0- 0	0- 0			

RPI 1-25				RPI 26-50				RPI 51-100				RPI 101+ Team's RPI: 306			
RPI	S	Opponent	Score	RPI	S	Opponent	Score	RPI	S	Opponent	Score	RPI	S	Opponent	Score
28	A	Virginia Tech	45 96									112	A	Nebraska	64 87
												162	A	East Carolina	53 63
												230	A	Furman	67 78
												275	A	Omaha	69 96
												294	A	South Carolina St.	66 71
												295	A	Western Caro.	64 68
												339	A	N. C. Central	82 63
LAST 12 Division I GAMES:															
				112	A	Nebraska	64 87	162	A	East Carolina	53 63				
				275	A	Omaha	69 96	295	A	Western Caro.	64 68				
				28	A	Virginia Tech	45 96	294	A	South Carolina St.	66 71				
								339	A	N. C. Central	82 63				
								230	A	Furman	67 78				

Non-Div I Games: Brevard 71 53 Converse 69 51 UNKNOWN 101 53

Average RPI Win: 218

Average RPI Loss: 72

WON-LOST
RECORDWINNING
PCT. RANKLAST 10
GAMESSTRENGTH OF
SCHEDULEOPP. STRENGTH
OF SCHEDULETEAM
RPIADJ.
RPICONF.
RPIADJ CONF.
RPIDIV. I ONLY
DIV. I NON-CONF.7- 2
7- 259
597-2
1- 0314
31459
59138
138138
13819
1919
19

TOTALS

RPI 1-25

RPI 26-50

W-L RECORDS

RPI 51-100

RPI 101-150

RPI 150+

7- 2 0- 0
3- 1 0- 0
4- 1 0- 0
0- 0 0- 00- 1
0- 1
0- 0
0- 0OVERALL
HOME
AWAY
NEUTRAL0- 1
0- 0
0- 1
0- 03- 0
1- 0
2- 0
0- 04- 0
2- 0
2- 0
0- 07- 2 0- 0
3- 1 0- 0
4- 1 0- 0
0- 0 0- 00- 1
0- 1
0- 0
0- 0NON-CONFERENCE
HOME
AWAY
NEUTRAL0- 1
0- 0
0- 1
0- 03- 0
1- 0
2- 0
0- 04- 0
2- 0
2- 0
0- 00- 0 0- 0
0- 0 0- 0
0- 0 0- 0
0- 0 0- 00- 0
0- 0
0- 0
0- 0CONFERENCE
HOME
AWAY
NEUTRAL0- 0
0- 0
0- 0
0- 00- 0
0- 0
0- 0
0- 00- 0
0- 0
0- 0
0- 0

RPI 1-25

RPI S Opponent Score

RPI 26-50

RPI S Opponent Score
45 H Arkansas 65 66

RPI 51-100

RPI S Opponent Score
99 A Fresno St. 61 70

RPI 101+

Team's RPI: 138

RPI	S	Opponent	Score
114	A	Houston	65 61
122	H	Grambling	78 54
124	A	Oral Roberts	80 62
266	A	San Francisco	80 73
278	H	UTSA	53 48
298	A	Incarnate Word	97 49
324	H	Jackson St.	99 63

LAST 12 Division I GAMES:

278	H	UTSA	53	48
114	A	Houston	65	61
124	A	Oral Roberts	80	62
298	A	Incarnate Word	97	49
266	A	San Francisco	80	73
99	A	Fresno St.	61	70
122	H	Grambling	78	54
45	H	Arkansas	65	66
324	H	Jackson St.	99	63

U
T
A
r
l
i
n
g
t
o
nU
T
A
r
l
i
n
g
t
o
n

Non-Div I Games:

UT Arlington

Loss, Non-Conf, S Site, H Home A Away N Neutral

U
T
M
a
r
t
i
n

UT Martin				Through Games Of Dec. 21, 2018																				
Average RPI Win:		191	WON-LOST RECORD		WINNING PCT. RANK		LAST 10 GAMES		STRENGTH OF SCHEDULE		OPP. STRENGTH OF SCHEDULE		TEAM RPI		ADJ. RPI		CONF. RPI		ADJ CONF. RPI					
Average RPI Loss:		54																						
DIV. I ONLY			5- 3		111		7-3		169		53		72		72		21		21					
DIV. I NON-CONF.			5- 3		111		0- 0		169		53		72		72		21		21					

TOTALS		RPI 1-25		RPI 26-50		W-L RECORDS		RPI 51-100		RPI 101-150		RPI 150+												
5- 3		0- 1		0- 0		OVERALL		0- 2		2- 0		3- 0												
3- 0		0- 0		0- 0		HOME		0- 0		1- 0		2- 0												
2- 3		0- 1		0- 0		AWAY		0- 2		1- 0		1- 0												
0- 0		0- 0		0- 0		NEUTRAL		0- 0		0- 0		0- 0												
5- 3		0- 1		0- 0		NON-CONFERENCE		0- 2		2- 0		3- 0												
3- 0		0- 0		0- 0		HOME		0- 0		1- 0		2- 0												
2- 3		0- 1		0- 0		AWAY		0- 2		1- 0		1- 0												
0- 0		0- 0		0- 0		NEUTRAL		0- 0		0- 0		0- 0												
0- 0		0- 0		0- 0		CONFERENCE		0- 0		0- 0		0- 0												
0- 0		0- 0		0- 0		HOME		0- 0		0- 0		0- 0												
0- 0		0- 0		0- 0		AWAY		0- 0		0- 0		0- 0												
0- 0		0- 0		0- 0		NEUTRAL		0- 0		0- 0		0- 0												

RPI 1-25				RPI 26-50				RPI 51-100				Team's RPI: 72				RPI 101+								
RPI	S	Opponent		Score		RPI	S	Opponent		Score		RPI	S	Opponent		Score		RPI	S	Opponent		Score		
9	A	Louisville		62 102								59	A	IUPUI		72 73		127	H	Southern Ill.		95 94		
												94	A	Northwestern		64 90		134	A	Chattanooga		81 79		

U
T
M
a
r
t
i
n

Non-Div I Games: Ala.-Huntsville 100 69 Christian Bros. 108 82

UT Martin

U
T
E
P

UTEP				Through Games Of Dec. 21, 2018							
Average RPI	Win:	305	WON-LOST	WINNING	LAST 10	STRENGTH OF	OPP. STRENGTH	TEAM	ADJ.	CONF.	ADJ CONF.
Average RPI	Loss:	163	RECORD	PCT. RANK	GAMES	SCHEDULE	OF SCHEDULE	RPI	RPI	RPI	RPI
DIV. I ONLY			3- 9	271	1-9	211	318	308	308	15	15
DIV. I NON-CONF.			3- 9	271	0- 1	211	318	308	308	15	15
<hr/>											
TOTALS	RPI 1-25			RPI 26-50		W-L RECORDS	RPI 51-100	RPI 101-150		RPI 150+	
3- 9	0- 1			0- 0		OVERALL	0- 0	0- 3		3- 5	
2- 5	0- 0			0- 0		HOME	0- 0	0- 2		2- 3	
0- 3	0- 1			0- 0		AWAY	0- 0	0- 1		0- 1	
1- 1	0- 0			0- 0		NEUTRAL	0- 0	0- 0		1- 1	
3- 9	0- 1			0- 0		NON-CONFERENCE	0- 0	0- 3		3- 5	
2- 5	0- 0			0- 0		HOME	0- 0	0- 2		2- 3	
0- 3	0- 1			0- 0		AWAY	0- 0	0- 1		0- 1	
1- 1	0- 0			0- 0		NEUTRAL	0- 0	0- 0		1- 1	
0- 0	0- 0			0- 0		CONFERENCE	0- 0	0- 0		0- 0	
0- 0	0- 0			0- 0		HOME	0- 0	0- 0		0- 0	
0- 0	0- 0			0- 0		AWAY	0- 0	0- 0		0- 0	
0- 0	0- 0			0- 0		NEUTRAL	0- 0	0- 0		0- 0	

U
T
E
P

RPI 1-25				RPI 26-50				RPI 51-100				RPI 101+ Team's RPI: 308			
RPI	S	Opponent	Score	RPI	S	Opponent	Score	RPI	S	Opponent	Score	RPI	S	Opponent	Score
25	A	New Mexico	51 69									111	A	Arizona	40 62
												135	H	Abilene Christian	69 70
												140	H	New Mexico St.	65 69
												156	H	Portland St.	61 89
												179	H	Nicholls St.	56 58
												186	H	Arkansas St.	66 67
												218	N	Akron	57 64
												262	N	Western Ill.	84 72
												303	H	CSU Bakersfield	53 47
												319	A	Weber St.	63 68
												351	H	Alcorn	77 51
LAST 12 Division I GAMES:															
25	A	New Mexico	51 69	218	N	Akron	57 64								
186	H	Arkansas St.	66 67	262	N	Western Ill.	84 72								
319	A	Weber St.	63 68	111	A	Arizona	40 62								
135	H	Abilene Christian	69 70	156	H	Portland St.	61 89								
179	H	Nicholls St.	56 58	303	H	CSU Bakersfield	53 47								
140	H	New Mexico St.	65 69	351	H	Alcorn	77 51								

Non-Div I Games:

UTEP

Average RPI Win: 292
Average RPI Loss: 222

WON-LOST
RECORD

WINNING
PCT. RANK

LAST 10
GAMES

STRENGTH OF
SCHEDULE

OPP. STRENGTH
OF SCHEDULE

TEAM
RPI

ADJ.
RPI

CONF.
RPI

ADJ CONF.
RPI

DIV. I ONLY
DIV. I NON-CONF.

4- 5
4- 5

191
191

5-5
0- 1

345
345

258
258

327
327

327
327

30
30

30
30

TOTALS

RPI 1-25

RPI 26-50

W-L RECORDS

RPI 51-100

RPI 101-150

RPI 150+

4- 5
2- 3
2- 2
0- 0

0- 0
0- 0
0- 0
0- 0

0- 0
0- 0
0- 0
0- 0

OVERALL
HOME
AWAY
NEUTRAL

0- 1
0- 1
0- 0
0- 0

0- 0
0- 0
0- 0
0- 0

4- 4
2- 2
2- 2
0- 0

4- 5
2- 3
2- 2
0- 0

0- 0
0- 0
0- 0
0- 0

0- 0
0- 0
0- 0
0- 0

NON-CONFERENCE
HOME
AWAY
NEUTRAL

0- 1
0- 1
0- 0
0- 0

0- 0
0- 0
0- 0
0- 0

4- 4
2- 2
2- 2
0- 0

0- 0
0- 0
0- 0
0- 0

0- 0
0- 0
0- 0
0- 0

0- 0
0- 0
0- 0
0- 0

CONFERENCE
HOME
AWAY
NEUTRAL

0- 0
0- 0
0- 0
0- 0

0- 0
0- 0
0- 0
0- 0

0- 0
0- 0
0- 0
0- 0

RPI 1-25

RPI S Opponent Score

RPI 26-50

RPI S Opponent Score

RPI 51-100

RPI S Opponent Score
51 H Texas 66 81

RPI 101+

Team's RPI: 327

RPI S Opponent Score
177 H Prairie View 57 50
214 H Texas Southern 55 69
240 A Massachusetts 70 74
278 A UTSA 58 61
326 A Canisius 57 53
329 A A&M-Corpus Christi 70 57
329 H A&M-Corpus Christi 49 59
336 H Louisiana 75 60

LAST 12 Division I GAMES:

177 H Prairie View 57 50 51 H Texas 66 81
240 A Massachusetts 70 74 214 H Texas Southern 55 69
326 A Canisius 57 53 329 A A&M-Corpus Christi 70 57
278 A UTSA 58 61 336 H Louisiana 75 60
329 H A&M-Corpus Christi 49 59

Non-Div I Games:

Texas Lutheran

82 38

UNKNOWN

74 43

UTRGV

Loss, Non-Conf, S Site, H Home A Away N Neutral

Average RPI Win: 278

Average RPI Loss: 131

WON-LOST
RECORDWINNING
PCT. RANKLAST 10
GAMESSTRENGTH OF
SCHEDULEOPP. STRENGTH
OF SCHEDULETEAM
RPIADJ.
RPICONF.
RPIADJ CONF.
RPIDIV. I ONLY
DIV. I NON-CONF.3- 7
3- 7252
2523-7
0- 1162
162260
260278
278278
27815
1515
15

TOTALS

RPI 1-25

RPI 26-50

W-L RECORDS

RPI 51-100

RPI 101-150

RPI 150+

3- 7

0- 0

0- 0

OVERALL

0- 3

0- 2

3- 2

3- 3

0- 0

0- 0

HOME

0- 2

0- 0

3- 1

0- 3

0- 0

0- 0

AWAY

0- 1

0- 2

0- 0

0- 1

0- 0

0- 0

NEUTRAL

0- 0

0- 0

0- 1

3- 7

0- 0

0- 0

NON-CONFERENCE

0- 3

0- 2

3- 2

3- 3

0- 0

0- 0

HOME

0- 2

0- 0

3- 1

0- 3

0- 0

0- 0

AWAY

0- 1

0- 2

0- 0

0- 1

0- 0

0- 0

NEUTRAL

0- 0

0- 0

0- 1

0- 0

0- 0

0- 0

CONFERENCE

0- 0

0- 0

0- 0

0- 0

0- 0

0- 0

HOME

0- 0

0- 0

0- 0

0- 0

0- 0

0- 0

AWAY

0- 0

0- 0

0- 0

0- 0

0- 0

0- 0

NEUTRAL

0- 0

0- 0

0- 0

RPI 1-25

RPI 26-50

RPI 51-100

RPI 101+



Team's RPI: 278



RPI S Opponent Score



RPI S Opponent Score

RPI S Opponent Score

RPI S Opponent Score

51  Texas 54  98

59  IUPUI 50  58

84  Utah St. 56  62

113  Seton Hall 53  84

138  UT Arlington 48  53

187  Texas St. 60  68



188  San Diego 87 77


283 N UMBC 58  72



319  Weber St. 66 59


327  UTRGV 61 58


LAST 12 Division I GAMES:



138  UT Arlington 48  53



327  UTRGV 61 58


113  Seton Hall 53  84



283 N UMBC 58  72



188  San Diego 87 77

84  Utah St. 56  62

51  Texas 54  98





319  Weber St. 66 59

59  IUPUI 50  58

187  Texas St. 60  68

Non-Div I Games: Concordia (TX) 78 51

UTSA

 Loss,  Non-Conf, S Site,  Home  Away N Neutral

U t a h

Utah

Utah

Average RPI Win: 237

Average RPI Loss: 47

WON-LOST
RECORDWINNING
PCT. RANKLAST 10
GAMESSTRENGTH OF
SCHEDULEOPP. STRENGTH
OF SCHEDULETEAM
RPIADJ.
RPICONF.
RPIADJ CONF.
RPIDIV. I ONLY
DIV. I NON-CONF.4- 5
4- 5191
1915-5
1- 029
29115
11584
8484
849
99
9

TOTALS

RPI 1-25

RPI 26-50

W-L RECORDS

RPI 51-100

RPI 101-150

RPI 150+

4- 5 0- 1

1- 2 0- 1

3- 1 0- 0

0- 2 0- 0

0- 2

0- 0

0- 0

0- 2

OVERALL

HOME

AWAY

NEUTRAL

0- 2

0- 1

0- 1

0- 0

1- 0

0- 0

1- 0

0- 0

3- 0

1- 0

2- 0

0- 0

4- 5 0- 1

1- 2 0- 1

3- 1 0- 0

0- 2 0- 0

0- 2

0- 0

0- 0

0- 2

NON-CONFERENCE

HOME

AWAY

NEUTRAL

0- 2

0- 1

0- 1

0- 0

1- 0

0- 0

1- 0

0- 0

3- 0

1- 0

2- 0

0- 0

0- 0 0- 0

0- 0 0- 0

0- 0 0- 0

0- 0 0- 0

0- 0

0- 0

0- 0

0- 0

CONFERENCE

HOME

AWAY

NEUTRAL

0- 0

0- 0

0- 0

0- 0

0- 0

0- 0

0- 0

0- 0

0- 0

0- 0

0- 0

0- 0

RPI 1-25

RPI 26-50

RPI 51-100 Team's RPI: 84

RPI 101+

RPI	S	Opponent	Score
2	H	Oregon	58 88

RPI	S	Opponent	Score
40	N	Colorado	68 78
47	N	Southern Cal i forni a	46 55

RPI	S	Opponent	Score
53	H	BYU	57 62
91	A	Portl and	54 61

RPI	S	Opponent	Score
136	A	Washington St.	72 61
250	A	North Texas	57 41
278	A	UTSA	62 56
282	H	Utah Valley	67 62

LAST 12 Division I GAMES:

282	H	Utah Valley	67 62	40	N	Colorado	68 78
250	A	North Texas	57 41	47	N	Southern Cal i forni a	46 55
278	A	UTSA	62 56	53	H	BYU	57 62
91	A	Portland	54 61	2	H	Oregon	58 88
				136	A	Washington St.	72 61

Non-Div I Games: Northern N.M. 106 35

Utah St.

Average RPI Win: 302

Average RPI Loss: 101

WON-LOST
RECORDWINNING
PCT. RANKLAST 10
GAMESSTRENGTH OF
SCHEDULEOPP. STRENGTH
OF SCHEDULETEAM
RPIADJ.
RPICONF.
RPIADJ CONF.
RPIDIV. I ONLY
DIV. I NON-CONF.2- 6
2- 6271
2714-6
1- 0192
192129
129282
282282
28230
3030
30

TOTALS

RPI 1-25

RPI 26-50

W-L RECORDS

RPI 51-100

RPI 101-150

RPI 150+

2- 6
2- 2
0- 4
0- 00- 0
0- 0
0- 0
0- 00- 0
0- 0
0- 0
0- 0OVERALL
HOME
AWAY
NEUTRAL0- 4
0- 2
0- 2
0- 00- 1
0- 0
0- 1
0- 02- 1
2- 0
0- 1
0- 02- 6
2- 2
0- 4
0- 00- 0
0- 0
0- 0
0- 00- 0
0- 0
0- 0
0- 0NON-CONFERENCE
HOME
AWAY
NEUTRAL0- 4
0- 2
0- 2
0- 00- 1
0- 0
0- 1
0- 02- 1
2- 0
0- 1
0- 00- 0
0- 0
0- 0
0- 00- 0
0- 0
0- 0
0- 00- 0
0- 0
0- 0
0- 0CONFERENCE
HOME
AWAY
NEUTRAL0- 0
0- 0
0- 0
0- 00- 0
0- 0
0- 0
0- 00- 0
0- 0
0- 0
0- 0

RPI 1-25

RPI S Opponent Score

RPI 26-50

RPI S Opponent Score

RPI 51-100

RPI S Opponent Score

RPI 101+

Team's RPI: 282

RPI S Opponent Score

53 H BYU 51 77
67 A Idaho St. 68 80
84 A Utah St. 62 67
91 H Portland 60 65101 A Utah 47 85
208 A Southern Utah 59 60
285 H UC Santa Barbara 63 54
319 H Weber St. 65 59

LAST 12 Division I GAMES:

84 A Utah St. 62 67
67 A Idaho St. 68 80
208 A Southern Utah 59 60
101 A Utah 47 85
53 H BYU 51 77
91 H Portland 60 65
319 H Weber St. 65 59
285 H UC Santa Barbara 63 54

Non-Div I Games:

Ottawa (AZ)

90 61

La Verne

86 79

Arizona Christian 76 68

Utah Valley

Loss, Non-Conf, S Site, H Home A Away N Neutral

Average RPI Win:	225	WON-LOST	WINNING	LAST 10	STRENGTH OF	OPP. STRENGTH	TEAM	ADJ.	CONF.	ADJ CONF.
Average RPI Loss:	70	RECORD	PCT. RANK	GAMES	SCHEDULE	OF SCHEDULE	RPI	RPI	RPI	RPI
DIV. I ONLY	7- 5	133	5-5	179	123	126	126	17	17	
DIV. I NON-CONF.	7- 5	133	1- 0	179	123	126	126	17	17	

TOTALS	RPI 1-25	RPI 26-50	W-L RECORDS	RPI 51-100	RPI 101-150	RPI 150+				
7- 5	0- 1	0- 1	OVERALL	1- 1	1- 2	5- 0				
3- 1	0- 0	0- 0	HOME	1- 0	0- 1	2- 0				
3- 3	0- 1	0- 1	AWAY	0- 0	1- 1	2- 0				
1- 1	0- 0	0- 0	NEUTRAL	0- 1	0- 0	1- 0				
7- 5	0- 1	0- 1	NON-CONFERENCE	1- 1	1- 2	5- 0				
3- 1	0- 0	0- 0	HOME	1- 0	0- 1	2- 0				
3- 3	0- 1	0- 1	AWAY	0- 0	1- 1	2- 0				
1- 1	0- 0	0- 0	NEUTRAL	0- 1	0- 0	1- 0				
0- 0	0- 0	0- 0	CONFERENCE	0- 0	0- 0	0- 0				
0- 0	0- 0	0- 0	HOME	0- 0	0- 0	0- 0				
0- 0	0- 0	0- 0	AWAY	0- 0	0- 0	0- 0				
0- 0	0- 0	0- 0	NEUTRAL	0- 0	0- 0	0- 0				

RPI 1-25				RPI 26-50				RPI 51-100				RPI 101+				Team's RPI: 126
RPI	S	Opponent	Score	RPI	S	Opponent	Score	RPI	S	Opponent	Score	RPI	S	Opponent	Score	
16	A	Old Dominion	57 60	37	A	North Carolina	47 59	59	N	IUPUI	61 63	106	H	Radford	49 54	
								65	H	Wake Forest	53 40	130	A	Cincinnati	54 66	
												148	A	Georgetown	47 45	
												160	A	William & Mary	72 55	
												206	H	UNCW	58 47	
												319	N	Weber St.	64 36	
												328	A	N. C. A&T	54 48	
												348	H	Longwood	84 55	
LAST 12 Division I GAMES:																
206	H	UNCW	58 47	328	A	N. C. A&T	54 48	106	H	Radford	49 54					
59	N	IUPUI	61 63	16	A	Old Dominion	57 60	130	A	Cincinnati	54 66					
319	N	Weber St.	64 36	148	A	Georgetown	47 45	160	A	William & Mary	72 55					
65	H	Wake Forest	53 40													
37	A	North Carolina	47 59													
348	H	Longwood	84 55													

Non-Div I Games:

VCU

Average RPI Win:	294
Average RPI Loss:	188

DIV. I ONLY	4- 8	240	4-6	297	303	305	305	14	14
DIV. I NON-CONF.	4- 8	240	0- 1	297	303	305	305	14	14
TOTALS	RPI 1-25	RPI 26-50	W-L RECORDS	RPI 51-100	RPI 101-150	RPI 150+			
4- 8	0- 0	0- 0	OVERALL	0- 1	0- 2	4- 5			
1- 5	0- 0	0- 0	HOME	0- 1	0- 2	1- 2			
2- 3	0- 0	0- 0	AWAY	0- 0	0- 0	2- 3			
1- 0	0- 0	0- 0	NEUTRAL	0- 0	0- 0	1- 0			
4- 8	0- 0	0- 0	NON-CONFERENCE	0- 1	0- 2	4- 5			
1- 5	0- 0	0- 0	HOME	0- 1	0- 2	1- 2			
2- 3	0- 0	0- 0	AWAY	0- 0	0- 0	2- 3			
1- 0	0- 0	0- 0	NEUTRAL	0- 0	0- 0	1- 0			
0- 0	0- 0	0- 0	CONFERENCE	0- 0	0- 0	0- 0			
0- 0	0- 0	0- 0	HOME	0- 0	0- 0	0- 0			
0- 0	0- 0	0- 0	AWAY	0- 0	0- 0	0- 0			
0- 0	0- 0	0- 0	NEUTRAL	0- 0	0- 0	0- 0			

[illegible]

Val parai so

Average RPI	Win: 305	WON-LOST	WINNING	LAST 10	STRENGTH OF	OPP. STRENGTH	TEAM	ADJ.	CONF.	ADJ CONF.
Average RPI	Loss: 56	RECORD	PCT. RANK	GAMES	SCHEDULE	OF SCHEDULE	RPI	RPI	RPI	RPI
DIV. I ONLY	4- 8	240	4-6	41	197	171	171	6	6	
DIV. I NON-CONF.	4- 8	240	0- 1	41	197	171	171	6	6	

TOTALS	RPI 1-25	RPI 26-50	W-L RECORDS	RPI 51-100	RPI 101-150	RPI 150+				
4- 8	0- 3	0- 1	OVERALL	0- 2	0- 2	4- 0				
3- 2	0- 0	0- 0	HOME	0- 1	0- 1	3- 0				
1- 3	0- 1	0- 1	AWAY	0- 1	0- 0	1- 0				
0- 3	0- 2	0- 0	NEUTRAL	0- 0	0- 1	0- 0				
4- 8	0- 3	0- 1	NON-CONFERENCE	0- 2	0- 2	4- 0				
3- 2	0- 0	0- 0	HOME	0- 1	0- 1	3- 0				
1- 3	0- 1	0- 1	AWAY	0- 1	0- 0	1- 0				
0- 3	0- 2	0- 0	NEUTRAL	0- 0	0- 1	0- 0				
0- 0	0- 0	0- 0	CONFERENCE	0- 0	0- 0	0- 0				
0- 0	0- 0	0- 0	HOME	0- 0	0- 0	0- 0				
0- 0	0- 0	0- 0	AWAY	0- 0	0- 0	0- 0				
0- 0	0- 0	0- 0	NEUTRAL	0- 0	0- 0	0- 0				

RPI 1-25				RPI 26-50				RPI 51-100				RPI 101+				Team's RPI: 171
RPI	S	Opponent	Score	RPI	S	Opponent	Score	RPI	S	Opponent	Score	RPI	S	Opponent	Score	
3	N	UConn	42 80	50	A	Middle Tenn.	58 65	57	H	Central Mich.	57 66	105	N	Creighton	55 75	
4	A	NC State	54 74					74	A	Kansas St.	61 72	139	H	North Ala.	71 74	
19	N	Miami (FL)	65 90									256	A	Ball St.	60 43	
												301	H	Tennessee St.	89 63	
												318	H	Presbyterian	78 43	
												346	H	Austin Peay	99 70	

LAST 12 Division I GAMES:																
318	H	Presbyterian	78 43	105	N	Creighton	55 75									
301	H	Tennessee St.	89 63	19	N	Miami (FL)	65 90									
3	N	UConn	42 80	57	H	Central Mich.	57 66									
4	A	NC State	54 74	256	A	Ball St.	60 43									
346	H	Austin Peay	99 70	74	A	Kansas St.	61 72									
50	A	Middle Tenn.	58 65	139	H	North Ala.	71 74									

Non-Div I Games:

Vanderbilt

Average RPI Win:	303	WON-LOST	WINNING	LAST 10	STRENGTH OF	OPP. STRENGTH	TEAM	ADJ.	CONF.	ADJ CONF.
Average RPI Loss:	190	RECORD	PCT. RANK	GAMES	SCHEDULE	OF SCHEDULE	RPI	RPI	RPI	RPI

DIV. I ONLY	3- 7	252	3-7	255	314	310	310	23	23
DIV. I NON-CONF.	3- 7	252	0- 1	255	314	310	310	23	23
TOTALS	RPI 1-25	RPI 26-50	W-L RECORDS	RPI 51-100	RPI 101-150	RPI 150+			
3- 7	0- 0	0- 0	OVERALL	0- 0	0- 2	3- 5			
2- 5	0- 0	0- 0	HOME	0- 0	0- 2	2- 3			
1- 2	0- 0	0- 0	AWAY	0- 0	0- 0	1- 2			
0- 0	0- 0	0- 0	NEUTRAL	0- 0	0- 0	0- 0			
3- 7	0- 0	0- 0	NON-CONFERENCE	0- 0	0- 2	3- 5			
2- 5	0- 0	0- 0	HOME	0- 0	0- 2	2- 3			
1- 2	0- 0	0- 0	AWAY	0- 0	0- 0	1- 2			
0- 0	0- 0	0- 0	NEUTRAL	0- 0	0- 0	0- 0			
0- 0	0- 0	0- 0	CONFERENCE	0- 0	0- 0	0- 0			
0- 0	0- 0	0- 0	HOME	0- 0	0- 0	0- 0			
0- 0	0- 0	0- 0	AWAY	0- 0	0- 0	0- 0			
0- 0	0- 0	0- 0	NEUTRAL	0- 0	0- 0	0- 0			

RPI 1-25	RPI 26-50	RPI 51-100	RPI 101+	Team's RPI: 310
RPI S Opponent Score	RPI S Opponent Score	RPI S Opponent Score	RPI S Opponent Score	
			121 H Yale 55 58	
			131 H Rhode Isl and 58 61	
			153 A South Fla. 55 102	
			158 H Drexel 44 60	
			199 H Holy Cross 40 65	
			244 H Ri der 54 49	
			245 H Dartmouth 42 66	
			326 A Cani si us 46 67	
			330 A NJIT 71 63	
			334 H Wagner 56 54	
LAST 12 Division I GAMES:				
199 H Holy Cross 40 65	158 H Drexel 44 60			
334 H Wagner 56 54	326 A Cani si us 46 67			
131 H Rhode Isl and 58 61	153 A South Fla. 55 102			
245 H Dartmouth 42 66	121 H Yale 55 58			
244 H Ri der 54 49	330 A NJIT 71 63			

Non-Div I Games: Norwich 78 28

Vermont

Average RPI Win:	186	WON-LOST	WINNING	LAST 10	STRENGTH OF	OPP. STRENGTH	TEAM	ADJ.	CONF.	ADJ CONF.
Average RPI Loss:	25	RECORD	PCT. RANK	GAMES	SCHEDULE	OF SCHEDULE	RPI	RPI	RPI	RPI
DIV. I ONLY	8- 2	50	8-2	74	122	27	27	3	3	
DIV. I NON-CONF.	8- 2	50	1- 0	74	122	27	27	3	3	

TOTALS	RPI 1-25	RPI 26-50	W-L RECORDS	RPI 51-100	RPI 101-150	RPI 150+				
8- 2	0- 1	0- 1	OVERALL	1- 0	2- 0	5- 0				
5- 0	0- 0	0- 0	HOME	1- 0	2- 0	2- 0				
3- 1	0- 1	0- 0	AWAY	0- 0	0- 0	3- 0				
0- 1	0- 0	0- 1	NEUTRAL	0- 0	0- 0	0- 0				
8- 2	0- 1	0- 1	NON-CONFERENCE	1- 0	2- 0	5- 0				
5- 0	0- 0	0- 0	HOME	1- 0	2- 0	2- 0				
3- 1	0- 1	0- 0	AWAY	0- 0	0- 0	3- 0				
0- 1	0- 0	0- 1	NEUTRAL	0- 0	0- 0	0- 0				
0- 0	0- 0	0- 0	CONFERENCE	0- 0	0- 0	0- 0				
0- 0	0- 0	0- 0	HOME	0- 0	0- 0	0- 0				
0- 0	0- 0	0- 0	AWAY	0- 0	0- 0	0- 0				
0- 0	0- 0	0- 0	NEUTRAL	0- 0	0- 0	0- 0				

RPI 1-25	RPI 26-50	Team's RPI: 27	RPI 51-100	RPI 101+
RPI S Opponent Score	RPI S Opponent Score		RPI S Opponent Score	RPI S Opponent Score
21 A UCF 56 71	28 N Virginia Tech 59 61		87 H Princeton 67 46	128 H Hartford 59 41
				144 H Georgia 62 56
				164 A Lehigh 70 48
				212 H Temple 76 68
				216 A George Washington 60 45
				259 H La Salle 81 68
				280 A Saint Joseph's 47 35
LAST 12 Division I GAMES:				
144 H Georgia 62 56	212 H Temple 76 68			
259 H La Salle 81 68	216 A George Washington 60 45			
164 A Lehigh 70 48	280 A Saint Joseph's 47 35			
128 H Hartford 59 41	87 H Princeton 67 46			
	21 A UCF 56 71			
	28 N Virginia Tech 59 61			

Non-Div I Games:

Villanova

Average RPI Win:	185	WON-LOST	WINNING	LAST 10	STRENGTH OF	OPP. STRENGTH	TEAM	ADJ.	CONF.	ADJ CONF.
Average RPI Loss:	78	RECORD	PCT. RANK	GAMES	SCHEDULE	OF SCHEDULE	RPI	RPI	RPI	RPI
DIV. I ONLY	5- 7	208	5-5	53	95	152	152	1	1	
DIV. I NON-CONF.	5- 7	208	1- 0	53	95	152	152	1	1	

TOTALS	RPI 1-25	RPI 26-50	W-L RECORDS	RPI 51-100	RPI 101-150	RPI 150+				
5- 7	1- 2	0- 1	OVERALL	0- 2	0- 1	4- 1				
3- 4	0- 1	0- 0	HOME	0- 1	0- 1	3- 1				
1- 2	1- 1	0- 1	AWAY	0- 0	0- 0	0- 0				
1- 1	0- 0	0- 0	NEUTRAL	0- 1	0- 0	1- 0				
5- 7	1- 2	0- 1	NON-CONFERENCE	0- 2	0- 1	4- 1				
3- 4	0- 1	0- 0	HOME	0- 1	0- 1	3- 1				
1- 2	1- 1	0- 1	AWAY	0- 0	0- 0	0- 0				
1- 1	0- 0	0- 0	NEUTRAL	0- 1	0- 0	1- 0				
0- 0	0- 0	0- 0	CONFERENCE	0- 0	0- 0	0- 0				
0- 0	0- 0	0- 0	HOME	0- 0	0- 0	0- 0				
0- 0	0- 0	0- 0	AWAY	0- 0	0- 0	0- 0				
0- 0	0- 0	0- 0	NEUTRAL	0- 0	0- 0	0- 0				

RPI 1-25				RPI 26-50				RPI 51-100				RPI 101+ Team's RPI: 152			
RPI	S	Opponent	Score	RPI	S	Opponent	Score	RPI	S	Opponent	Score	RPI	S	Opponent	Score
13	H	Mississippi St.	44 72	30	A	Michigan St.	66 91	57	H	Central Mich.	61 74	106	H	Radford	44 57
16	A	Old Dominion	73 67					98	N	Alabama	52 64	153	N	South Fla.	74 67
20	A	Kentucky	51 63									184	H	American	57 54
												223	H	Saint Louis	65 67
												243	H	Coppin St.	55 41
												328	H	N. C. A&T	67 57

LAST 12 Division I GAMES:															
153	N	South Fla.	74 67	184	H	American	57 54	243	H	Coppin St.	55 41				
98	N	Alabama	52 64	30	A	Michigan St.	66 91	223	H	Saint Louis	65 67				
106	H	Radford	44 57	57	H	Central Mich.	61 74	328	H	N. C. A&T	67 57				
16	A	Old Dominion	73 67												
20	A	Kentucky	51 63												
13	H	Mississippi St.	44 72												

Non-Div I Games:

Virginia

Average RPI Win:

166

Average RPI Loss:

0

WON-LOST
RECORD

12- 0

WINNING
PCT. RANK

1

LAST 10
GAMES

10-0

STRENGTH OF
SCHEDULE

231

OPP. STRENGTH
OF SCHEDULE

45

TEAM
RPI

28

ADJ.
RPI

28

CONF.
RPI

1

ADJ CONF.
RPI

1

DIV. I ONLY
DIV. I NON-CONF.

12- 0

1

1- 0

231

45

28

28

1

1

TOTALS

RPI 1-25

RPI 26-50

W-L RECORDS

RPI 51-100

RPI 101-150

RPI 150+

12- 0

0- 0

1- 0

OVERALL

2- 0

3- 0

6- 0

7- 0

0- 0

0- 0

HOME

1- 0

2- 0

4- 0

1- 0

0- 0

0- 0

AWAY

0- 0

0- 0

1- 0

4- 0

0- 0

1- 0

NEUTRAL

1- 0

1- 0

1- 0

12- 0

0- 0

1- 0

NON-CONFERENCE

2- 0

3- 0

6- 0

7- 0

0- 0

0- 0

HOME

1- 0

2- 0

4- 0

1- 0

0- 0

0- 0

AWAY

0- 0

0- 0

1- 0

4- 0

0- 0

1- 0

NEUTRAL

1- 0

1- 0

1- 0

0- 0

0- 0

0- 0

CONFERENCE

0- 0

0- 0

0- 0

0- 0

0- 0

0- 0

HOME

0- 0

0- 0

0- 0

0- 0

0- 0

0- 0

AWAY

0- 0

0- 0

0- 0

0- 0

0- 0

0- 0

NEUTRAL

0- 0

0- 0

0- 0

RPI 1-25

RPI 26-50

Team's RPI: 28

RPI 51-100

RPI 101+

RPI S Opponent Score

RPI S Opponent Score

27 N Villanova 61 59

RPI S Opponent Score

64 H Rutgers 67 51

73 N Dayton 69 57

RPI S Opponent Score

106 H Radford 55 44

107 N Ohio St. 81 73

134 H Chattanooga 74 59

178 H Monmouth 82 49

210 H Mt. St. Mary's 83 51

224 H Ga. Southern 78 49

274 N Richmond 85 57

284 A Liberty 72 61

306 H USC Upstate 96 45

LAST 12 Division I GAMES:

107 N Ohio St. 81 73

73 N Dayton 69 57

210 H Mt. St. Mary's 83 51

284 A Liberty 72 61

224 H Ga. Southern 78 49

306 H USC Upstate 96 45

106 H Radford 55 44

64 H Rutgers 67 51

274 N Richmond 85 57

27 N Villanova 61 59

134 H Chattanooga 74 59

178 H Monmouth 82 49

Non-Div I Games:

Virginia Tech

Average RPI Win: 348

Average RPI Loss: 225

WON-LOST
RECORDWINNING
PCT. RANKLAST 10
GAMESSTRENGTH OF
SCHEDULEOPP. STRENGTH
OF SCHEDULETEAM
RPIADJ.
RPICONF.
RPIADJ CONF.
RPIDIV. I ONLY
DIV. I NON-CONF.1- 9
1- 9328
3282-8
0- 1250
250347
347334
334334
33431
3131
31

TOTALS

RPI 1-25

RPI 26-50

W-L RECORDS

RPI 51-100

RPI 101-150

RPI 150+

1- 9

0- 0

0- 0

OVERALL

0- 0

0- 4

1- 5

0- 3

0- 0

0- 0

HOME

0- 0

0- 1

0- 2

1- 5

0- 0

0- 0

AWAY

0- 0

0- 3

1- 2

0- 1

0- 0

0- 0

NEUTRAL

0- 0

0- 0

0- 1

1- 9

0- 0

0- 0

NON-CONFERENCE

0- 0

0- 4

1- 5

0- 3

0- 0

0- 0

HOME

0- 0

0- 1

0- 2

1- 5

0- 0

0- 0

AWAY

0- 0

0- 3

1- 2

0- 1

0- 0

0- 0

NEUTRAL

0- 0

0- 0

0- 1

0- 0

0- 0

0- 0

CONFERENCE

0- 0

0- 0

0- 0

0- 0

0- 0

0- 0

HOME

0- 0

0- 0

0- 0

0- 0

0- 0

0- 0

AWAY

0- 0

0- 0

0- 0

0- 0

0- 0

0- 0

NEUTRAL

0- 0

0- 0

0- 0

RPI 1-25

RPI 26-50

RPI 51-100

RPI 101+

Team's RPI: 334

RPI S Opponent Score

RPI S Opponent Score

RPI S Opponent Score

RPI S Opponent Score

108	A	Stony Brook	45	70
113	A	Seton Hall	40	95
121	H	Yale	41	74
145	A	Fordham	59	80
286	A	Saint Peter's	57	69
293	N	Siena	71	74
310	A	Vermont	54	56
317	H	Army West Point	46	61
331	H	Lafayette	43	66
348	A	Longwood	86	60

LAST 12 Division I GAMES:

293	N	Siena	71	74	286	A	Saint Peter's	57	69
108	A	Stony Brook	45	70	121	H	Yale	41	74
317	H	Army West Point	46	61	310	A	Vermont	54	56
113	A	Seton Hall	40	95	331	H	Lafayette	43	66
					348	A	Longwood	86	60
					145	A	Fordham	59	80

W
a
g
n
e
rW
a
g
n
e
r

Non-Div I Games: Staten Island 86 59

Wagner

Average RPI Win:	166	WON-LOST	WINNING	LAST 10	STRENGTH OF	OPP. STRENGTH	TEAM	ADJ.	CONF.	ADJ CONF.
Average RPI Loss:	97	RECORD	PCT. RANK	GAMES	SCHEDULE	OF SCHEDULE	RPI	RPI	RPI	RPI
DIV. I ONLY	8- 4	94	6-4	48	179	65	65	1	1	
DIV. I NON-CONF.	8- 4	94	1- 0	48	179	65	65	1	1	

TOTALS	RPI 1-25	RPI 26-50	W-L RECORDS	RPI 51-100	RPI 101-150	RPI 150+				
8- 4	0- 1	0- 0	OVERALL	3- 1	1- 1	4- 1				
6- 2	0- 1	0- 0	HOME	2- 1	1- 0	3- 0				
1- 2	0- 0	0- 0	AWAY	1- 0	0- 1	0- 1				
1- 0	0- 0	0- 0	NEUTRAL	0- 0	0- 0	1- 0				
8- 4	0- 1	0- 0	NON-CONFERENCE	3- 1	1- 1	4- 1				
6- 2	0- 1	0- 0	HOME	2- 1	1- 0	3- 0				
1- 2	0- 0	0- 0	AWAY	1- 0	0- 1	0- 1				
1- 0	0- 0	0- 0	NEUTRAL	0- 0	0- 0	1- 0				
0- 0	0- 0	0- 0	CONFERENCE	0- 0	0- 0	0- 0				
0- 0	0- 0	0- 0	HOME	0- 0	0- 0	0- 0				
0- 0	0- 0	0- 0	AWAY	0- 0	0- 0	0- 0				
0- 0	0- 0	0- 0	NEUTRAL	0- 0	0- 0	0- 0				

RPI	S	Opponent	Score	RPI	S	Opponent	Score	RPI	S	Opponent	Score	RPI	S	Opponent	Score
17	H	Indiana	73 87					56	A	Charlotte	69 43	102	H	James Madison	50 49
								80	H	St. John's (NY)	64 59	126	A	VCU	40 53
								83	H	Xavier	50 62	162	A	East Carolina	61 70
								93	H	Mercer	69 54	183	H	Towson	60 53
												248	H	UMES	78 67
												274	H	Richmond	62 48
												294	N	South Carolina St.	58 44

LAST 12 Division I GAMES:															
294	N	South Carolina St.	58 44	17	H	Indiana	73 87	162	A	East Carolina	61 70				
102	H	James Madison	50 49	83	H	Xavier	50 62	126	A	VCU	40 53				
248	H	UMES	78 67	274	H	Richmond	62 48								
56	A	Charlotte	69 43	93	H	Mercer	69 54								
80	H	St. John's (NY)	64 59												
183	H	Towson	60 53												

Non-Div I Games:

Wake Forest

Average RPI	Win: 155	WON-LOST	WINNING	LAST 10	STRENGTH OF	OPP. STRENGTH	TEAM	ADJ.	CONF.	ADJ CONF.
Average RPI	Loss: 78	RECORD	PCT. RANK	GAMES	SCHEDULE	OF SCHEDULE	RPI	RPI	RPI	RPI
DIV. I ONLY	7- 5	133	5-5	51	113	100	100	2	2	
DIV. I NON-CONF.	7- 5	133	0- 1	51	113	100	100	2	2	

TOTALS	RPI 1-25	RPI 26-50	W-L RECORDS	RPI 51-100	RPI 101-150	RPI 150+				
7- 5	0- 1	1- 0	OVERALL	1- 3	2- 1	3- 0				
5- 2	0- 1	0- 0	HOME	1- 1	2- 0	2- 0				
1- 1	0- 0	0- 0	AWAY	0- 1	0- 0	1- 0				
1- 2	0- 0	1- 0	NEUTRAL	0- 1	0- 1	0- 0				
7- 5	0- 1	1- 0	NON-CONFERENCE	1- 3	2- 1	3- 0				
5- 2	0- 1	0- 0	HOME	1- 1	2- 0	2- 0				
1- 1	0- 0	0- 0	AWAY	0- 1	0- 0	1- 0				
1- 2	0- 0	1- 0	NEUTRAL	0- 1	0- 1	0- 0				
0- 0	0- 0	0- 0	CONFERENCE	0- 0	0- 0	0- 0				
0- 0	0- 0	0- 0	HOME	0- 0	0- 0	0- 0				
0- 0	0- 0	0- 0	AWAY	0- 0	0- 0	0- 0				
0- 0	0- 0	0- 0	NEUTRAL	0- 0	0- 0	0- 0				

RPI 1-25				RPI 26-50				RPI 51-100				RPI 101+			
RPI	S	Opponent	Score	RPI	S	Opponent	Score	RPI	S	Opponent	Score	RPI	S	Opponent	Score
13	H	Mississippi St.	56 103	43	N	Duke	71 64	60	A	Tulane	51 63	107	H	Ohio St.	69 59
								79	H	Montana	69 54	142	H	Northern Ariz.	81 59
								82	H	Boise St.	69 73	145	N	Fordham	57 65
								92	N	Michigan	73 80	195	H	George Mason	81 52
												198	H	Cal St. Fullerton	83 74
												322	A	Seattle U	69 58

LAST 12 Division I GAMES:															
		82	H	Boise St.	69	73		107	H	Ohio St.	69	59			
		92	N	Michigan	73	80		195	H	George Mason	81	52			
		145	N	Fordham	57	65		322	A	Seattle U	69	58			
		13	H	Mississippi St.	56	103		43	N	Duke	71	64			
		79	H	Montana	69	54		60	A	Tulane	51	63			
		198	H	Cal St. Fullerton	83	74		142	H	Northern Ariz.	81	59			

Non-Div I Games:

Washington

Average RPI	Win:	173	WON-LOST	WINNING	LAST 10	STRENGTH OF	OPP. STRENGTH	TEAM	ADJ.	CONF.	ADJ CONF.
Average RPI	Loss:	73	RECORD	PCT. RANK	GAMES	SCHEDULE	OF SCHEDULE	RPI	RPI	RPI	RPI
DIV. I ONLY		5- 6		178	5-5	45	124	136	136	2	2
DIV. I NON-CONF.		5- 6		178	1- 0	45	124	136	136	2	2
<hr/>											
TOTALS	RPI 1-25		RPI 26-50		W-L RECORDS	RPI 51-100		RPI 101-150		RPI 150+	
5- 6	0- 1		0- 1		OVERALL	1- 2		1- 2		3- 0	
3- 3	0- 0		0- 0		HOME	1- 2		1- 1		1- 0	
0- 2	0- 1		0- 0		AWAY	0- 0		0- 1		0- 0	
2- 1	0- 0		0- 1		NEUTRAL	0- 0		0- 0		2- 0	
5- 6	0- 1		0- 1		NON-CONFERENCE	1- 2		1- 2		3- 0	
3- 3	0- 0		0- 0		HOME	1- 2		1- 1		1- 0	
0- 2	0- 1		0- 0		AWAY	0- 0		0- 1		0- 0	
2- 1	0- 0		0- 1		NEUTRAL	0- 0		0- 0		2- 0	
0- 0	0- 0		0- 0		CONFERENCE	0- 0		0- 0		0- 0	
0- 0	0- 0		0- 0		HOME	0- 0		0- 0		0- 0	
0- 0	0- 0		0- 0		AWAY	0- 0		0- 0		0- 0	
0- 0	0- 0		0- 0		NEUTRAL	0- 0		0- 0		0- 0	

RPI 1-25				RPI 26-50				RPI 51-100				RPI 101+ Team's RPI: 136			
RPI	S	Opponent	Score	RPI	S	Opponent	Score	RPI	S	Opponent	Score	RPI	S	Opponent	Score
18	A	Gonzaga	53 76	34	N	Kansas	63 71	52	H	Saint Mary's (CA)	64 70	104	H	UC Davi s	62 75
								82	H	Boi se St.	95 71	112	H	Nebraska	87 84
								84	H	Utah St.	61 72	146	A	CSUN	52 65
												170	N	Jacksonville St.	64 51
												237	N	Wi chi ta St.	85 59
												266	H	San Franci sco	91 61
<hr/>															
LAST 12 Division I GAMES:															
237	N	Wi chi ta St.	85 59	266	H	San Franci sco	91 61	146	A	CSUN	52 65	104	H	UC Davi s	62 75
170	N	Jacksonville St.	64 51	84	H	Utah St.	61 72	112	H	Nebraska	87 84	170	N	Jacksonville St.	64 51
34	N	Kansas	63 71	52	H	Saint Mary's (CA)	64 70	82	H	Boi se St.	95 71	237	N	Wi chi ta St.	85 59
18	A	Gonzaga	53 76	84	H	Utah St.	61 72					266	H	San Franci sco	91 61
82	H	Boi se St.	95 71												

Non-Div I Games:

Washington St.

Average RPI Win:	303	WON-LOST	WINNING	LAST 10	STRENGTH OF	OPP. STRENGTH	TEAM	ADJ.	CONF.	ADJ CONF.
Average RPI Loss:	179	RECORD	PCT. RANK	GAMES	SCHEDULE	OF SCHEDULE	RPI	RPI	RPI	RPI

DIV. I ONLY	2- 7	284	3-7	295	226	319	319	11	11
DIV. I NON-CONF.	2- 7	284	0- 0	295	226	319	319	11	11
TOTALS	RPI 1-25	RPI 26-50	W-L RECORDS	RPI 51-100	RPI 101-150	RPI 150+			
2- 7	0- 0	0- 0	OVERALL	0- 1	0- 2	2- 4			
1- 2	0- 0	0- 0	HOME	0- 1	0- 0	1- 1			
1- 4	0- 0	0- 0	AWAY	0- 0	0- 1	1- 3			
0- 1	0- 0	0- 0	NEUTRAL	0- 0	0- 1	0- 0			
2- 7	0- 0	0- 0	NON-CONFERENCE	0- 1	0- 2	2- 4			
1- 2	0- 0	0- 0	HOME	0- 1	0- 0	1- 1			
1- 4	0- 0	0- 0	AWAY	0- 0	0- 1	1- 3			
0- 1	0- 0	0- 0	NEUTRAL	0- 0	0- 1	0- 0			
0- 0	0- 0	0- 0	CONFERENCE	0- 0	0- 0	0- 0			
0- 0	0- 0	0- 0	HOME	0- 0	0- 0	0- 0			
0- 0	0- 0	0- 0	AWAY	0- 0	0- 0	0- 0			
0- 0	0- 0	0- 0	NEUTRAL	0- 0	0- 0	0- 0			

RPI 1-25	RPI 26-50	RPI 51-100	RPI 101+	Team's RPI: 319
RPI S Opponent Score	RPI S Opponent Score	RPI S Opponent Score	RPI S Opponent Score	
		91 H Portland 73 89	101 A Utah 56 77	
			126 N VCU 36 64	
			168 H UC Ri versi de 39 71	
			205 A Pepperdi ne 47 68	
			278 A UTSA 59 66	
			282 A Utah Valley 59 65	
			298 A Incarnate Word 72 64	
			308 H UTEP 68 63	
LAST 12 Division I GAMES:				
168 H UC Ri versi de 39 71	126 N VCU 36 64			
282 A Utah Valley 59 65	298 A Incarnate Word 72 64			
101 A Utah 56 77	91 H Portland 73 89			
205 A Pepperdi ne 47 68				
308 H UTEP 68 63				
278 A UTSA 59 66				

Non-Div I Games: La Verne 105 43

Weber St.

Average RPI Win:	250	WON-LOST	WINNING	LAST 10	STRENGTH OF	OPP. STRENGTH	TEAM	ADJ.	CONF.	ADJ CONF.
Average RPI Loss:	33	RECORD	PCT. RANK	GAMES	SCHEDULE	OF SCHEDULE	RPI	RPI	RPI	RPI
DIV. I ONLY	8- 2	50	8-2	337	34	196	196	5	5	
DIV. I NON-CONF.	8- 2	50	1- 0	337	34	196	196	5	5	

TOTALS	RPI 1-25	RPI 26-50	W-L RECORDS	RPI 51-100	RPI 101-150	RPI 150+				
8- 2	0- 1	0- 0	OVERALL	0- 1	1- 0	7- 0				
6- 1	0- 0	0- 0	HOME	0- 1	0- 0	6- 0				
1- 0	0- 0	0- 0	AWAY	0- 0	1- 0	0- 0				
1- 1	0- 1	0- 0	NEUTRAL	0- 0	0- 0	1- 0				
8- 2	0- 1	0- 0	NON-CONFERENCE	0- 1	1- 0	7- 0				
6- 1	0- 0	0- 0	HOME	0- 1	0- 0	6- 0				
1- 0	0- 0	0- 0	AWAY	0- 0	1- 0	0- 0				
1- 1	0- 1	0- 0	NEUTRAL	0- 0	0- 0	1- 0				
0- 0	0- 0	0- 0	CONFERENCE	0- 0	0- 0	0- 0				
0- 0	0- 0	0- 0	HOME	0- 0	0- 0	0- 0				
0- 0	0- 0	0- 0	AWAY	0- 0	0- 0	0- 0				
0- 0	0- 0	0- 0	NEUTRAL	0- 0	0- 0	0- 0				

RPI 1-25				RPI 26-50				RPI 51-100				RPI 101+				Team's RPI: 196
RPI	S	Opponent	Score	RPI	S	Opponent	Score	RPI	S	Opponent	Score	RPI	S	Opponent	Score	
11	N	Iowa	81 84					55	H	Missouri	51 68	115	A	Pittsburgh	77 43	
												183	H	Towson	90 43	
												243	H	Coppin St.	78 37	
												258	H	Eastern Ky.	78 29	
												258	N	Eastern Ky.	81 39	
												276	H	Bryant	94 48	
												330	H	NJIT	95 50	
												333	H	Morgan St.	72 37	
LAST 12 Division I GAMES:																
258	H	Eastern Ky.	78 29	258	N	Eastern Ky.	81 39	183	H	Towson	90 43	243	H	Coppin St.	78 37	
115	A	Pittsburgh	77 43	183	H	Towson	90 43	333	H	Morgan St.	72 37					
55	H	Missouri	51 68	333	H	Morgan St.	72 37									
11	N	Iowa	81 84													
276	H	Bryant	94 48													
330	H	NJIT	95 50													

Non-Div I Games:

West Virginia

Average RPI Win:	279	WON-LOST	WINNING	LAST 10	STRENGTH OF	OPP. STRENGTH	TEAM	ADJ.	CONF.	ADJ CONF.
Average RPI Loss:	166	RECORD	PCT. RANK	GAMES	SCHEDULE	OF SCHEDULE	RPI	RPI	RPI	RPI
DIV. I ONLY	2- 9	298	3-7	185	309	295	295	22	22	
DIV. I NON-CONF.	2- 9	298	1- 0	185	309	295	295	22	22	

TOTALS	RPI 1-25	RPI 26-50	W-L RECORDS	RPI 51-100	RPI 101-150	RPI 150+				
2- 9	0- 1	0- 0	OVERALL	0- 2	0- 1	2- 5				
1- 3	0- 0	0- 0	HOME	0- 0	0- 1	1- 2				
1- 6	0- 1	0- 0	AWAY	0- 2	0- 0	1- 3				
0- 0	0- 0	0- 0	NEUTRAL	0- 0	0- 0	0- 0				
2- 9	0- 1	0- 0	NON-CONFERENCE	0- 2	0- 1	2- 5				
1- 3	0- 0	0- 0	HOME	0- 0	0- 1	1- 2				
1- 6	0- 1	0- 0	AWAY	0- 2	0- 0	1- 3				
0- 0	0- 0	0- 0	NEUTRAL	0- 0	0- 0	0- 0				
0- 0	0- 0	0- 0	CONFERENCE	0- 0	0- 0	0- 0				
0- 0	0- 0	0- 0	HOME	0- 0	0- 0	0- 0				
0- 0	0- 0	0- 0	AWAY	0- 0	0- 0	0- 0				
0- 0	0- 0	0- 0	NEUTRAL	0- 0	0- 0	0- 0				

RPI 1-25				RPI 26-50				RPI 51-100				RPI 101+				Team's RPI : 295	
RPI	S	Opponent	Score	RPI	S	Opponent	Score	RPI	S	Opponent	Score	RPI	S	Opponent	Score		
20	A	Kentucky	39 99					66	A	Georgia Tech	49 84	139	H	North Ala.	66 89		
								85	A	Tennessee Tech	58 77	172	H	Campbell	37 63		
												174	A	Coastal Caro.	59 77		
												181	A	UNC Asheville	49 74		
												251	A	Winthrop	65 57		
												306	H	USC Upstate	68 64		
												328	H	N.C. A&T	51 69		
												330	A	NJIT	71 79		

LAST 12 Division I GAMES:																	
330	A	NJIT	71 79	251	A	Winthrop	65 57										
85	A	Tennessee Tech	58 77	20	A	Kentucky	39 99										
181	A	UNC Asheville	49 74	306	H	USC Upstate	68 64										
66	A	Georgia Tech	49 84	328	H	N.C. A&T	51 69										
172	H	Campbell	37 63	139	H	North Ala.	66 89										
174	A	Coastal Caro.	59 77														

Non-Div I Games: Young Harris 63 54

Western Caro.

Average RPI Win:	288	WON-LOST	WINNING	LAST 10	STRENGTH OF	OPP. STRENGTH	TEAM	ADJ.	CONF.	ADJ CONF.
Average RPI Loss:	127	RECORD	PCT. RANK	GAMES	SCHEDULE	OF SCHEDULE	RPI	RPI	RPI	RPI
DIV. I ONLY	2- 9	298	3-7	93	227	262	262	18	18	
DIV. I NON-CONF.	2- 9	298	1- 0	93	227	262	262	18	18	

TOTALS	RPI 1-25	RPI 26-50	W-L RECORDS	RPI 51-100	RPI 101-150	RPI 150+				
2- 9	0- 1	0- 1	OVERALL	0- 2	0- 2	2- 3				
1- 2	0- 1	0- 0	HOME	0- 1	0- 0	1- 0				
0- 4	0- 0	0- 1	AWAY	0- 1	0- 1	0- 1				
1- 3	0- 0	0- 0	NEUTRAL	0- 0	0- 1	1- 2				
2- 9	0- 1	0- 1	NON-CONFERENCE	0- 2	0- 2	2- 3				
1- 2	0- 1	0- 0	HOME	0- 1	0- 0	1- 0				
0- 4	0- 0	0- 1	AWAY	0- 1	0- 1	0- 1				
1- 3	0- 0	0- 0	NEUTRAL	0- 0	0- 1	1- 2				
0- 0	0- 0	0- 0	CONFERENCE	0- 0	0- 0	0- 0				
0- 0	0- 0	0- 0	HOME	0- 0	0- 0	0- 0				
0- 0	0- 0	0- 0	AWAY	0- 0	0- 0	0- 0				
0- 0	0- 0	0- 0	NEUTRAL	0- 0	0- 0	0- 0				

RPI 1-25				RPI 26-50				RPI 51-100				RPI 101+ Team's RPI: 262			
RPI	S	Opponent	Score	RPI	S	Opponent	Score	RPI	S	Opponent	Score	RPI	S	Opponent	Score
14	H	Drake	71 98	32	A	Butler	51 92	55	H	Missouri	64 89	118	N	Northern Ill.	61 86
								77	A	Purdue	60 81	120	A	Bradley	68 82
												200	N	Eastern Ill.	62 64
												220	A	Southeast Mo. St.	71 81
												230	N	Furman	85 78
												308	N	UTEP	72 84
												346	H	Austin Peay	77 72
LAST 12 Division I GAMES:															
220	A	Southeast Mo. St.	71 81	230	N	Furman	85 78								
32	A	Butler	51 92	308	N	UTEP	72 84								
77	A	Purdue	60 81	118	N	Northern Ill.	61 86								
14	H	Drake	71 98	200	N	Eastern Ill.	62 64								
55	H	Missouri	64 89	120	A	Bradley	68 82								
				346	H	Austin Peay	77 72								

Non-Div I Games: MacMurray 136 39 William Woods 81 73

Western III.

Average RPI Win:	222	WON-LOST	WINNING	LAST 10	STRENGTH OF	OPP. STRENGTH	TEAM	ADJ.	CONF.	ADJ CONF.
Average RPI Loss:	73	RECORD	PCT. RANK	GAMES	SCHEDULE	OF SCHEDULE	RPI	RPI	RPI	RPI
DIV. I ONLY	4- 8	240	5-5	59	49	166	166	15	15	
DIV. I NON-CONF.	4- 8	240	0- 1	59	49	166	166	15	15	

TOTALS	RPI 1-25	RPI 26-50	W-L RECORDS	RPI 51-100	RPI 101-150	RPI 150+				
4- 8	0- 4	0- 0	OVERALL	0- 2	1- 0	3- 2				
2- 3	0- 2	0- 0	HOME	0- 0	1- 0	1- 1				
1- 3	0- 1	0- 0	AWAY	0- 1	0- 0	1- 1				
1- 2	0- 1	0- 0	NEUTRAL	0- 1	0- 0	1- 0				
4- 8	0- 4	0- 0	NON-CONFERENCE	0- 2	1- 0	3- 2				
2- 3	0- 2	0- 0	HOME	0- 0	1- 0	1- 1				
1- 3	0- 1	0- 0	AWAY	0- 1	0- 0	1- 1				
1- 2	0- 1	0- 0	NEUTRAL	0- 1	0- 0	1- 0				
0- 0	0- 0	0- 0	CONFERENCE	0- 0	0- 0	0- 0				
0- 0	0- 0	0- 0	HOME	0- 0	0- 0	0- 0				
0- 0	0- 0	0- 0	AWAY	0- 0	0- 0	0- 0				
0- 0	0- 0	0- 0	NEUTRAL	0- 0	0- 0	0- 0				

RPI	S	Opponent	Score	RPI	S	Opponent	Score	RPI	S	Opponent	Score	RPI	S	Opponent	Score	Team's RPI: 166
1	A	Notre Dame	53 94					57	A	Central Mich.	90 108	127	H	Southern Ill.	83 76	
9	H	Louisville	80 102					61	N	Oregon St.	60 74	151	A	Little Rock	68 56	
11	H	Iowa	67 104									167	A	Oklahoma	83 90	
18	N	Gonzaga	55 76									256	H	Ball St.	83 86	
												277	N	ETSU	82 68	
												333	H	Morgan St.	90 43	

LAST 12 Division I GAMES:																
18	N	Gonzaga	55 76	277	N	ETSU	82 68	1	A	Notre Dame	53 94	256	H	Ball St.	83 86	
127	H	Southern Ill.	83 76	57	A	Central Mich.	90 108	151	A	Little Rock	68 56	333	H	Morgan St.	90 43	
57	A	Central Mich.	90 108	61	N	Oregon St.	60 74	167	A	Oklahoma	83 90	277	N	ETSU	82 68	
11	H	Iowa	67 104					9	H	Louisville	80 102					

Non-Div I Games: Bel Air mi ne 95 57

Western Ky.

WESTERN MICH.				THROUGH GAMES OF DEC. 21, 2018								
Average RPI		Win: 301	Loss: 182	WON-LOST RECORD	WINNING PCT. RANK	LAST 10 GAMES	STRENGTH OF SCHEDULE	OPP. STRENGTH OF SCHEDULE	TEAM RPI	ADJ. RPI	CONF. RPI	ADJ CONF. RPI
DIV. I	ONLY			5- 5	159	5-5	344	171	311	311	10	10
DIV. I	NON-CONF.			5- 5	159	1- 0	344	171	311	311	10	10
TOTALS		RPI 1-25		RPI 26-50		W-L RECORDS	RPI 51-100		RPI 101-150		RPI 150+	
5- 5		0- 0		0- 0		OVERALL	0- 1		0- 1		5- 3	
2- 3		0- 0		0- 0		HOME	0- 1		0- 1		2- 1	
2- 1		0- 0		0- 0		AWAY	0- 0		0- 0		2- 1	
1- 1		0- 0		0- 0		NEUTRAL	0- 0		0- 0		1- 1	
5- 5		0- 0		0- 0		NON-CONFERENCE	0- 1		0- 1		5- 3	
2- 3		0- 0		0- 0		HOME	0- 1		0- 1		2- 1	
2- 1		0- 0		0- 0		AWAY	0- 0		0- 0		2- 1	
1- 1		0- 0		0- 0		NEUTRAL	0- 0		0- 0		1- 1	
0- 0		0- 0		0- 0		CONFERENCE	0- 0		0- 0		0- 0	
0- 0		0- 0		0- 0		HOME	0- 0		0- 0		0- 0	
0- 0		0- 0		0- 0		AWAY	0- 0		0- 0		0- 0	
0- 0		0- 0		0- 0		NEUTRAL	0- 0		0- 0		0- 0	

[illegible]

Non-Div I Games:

Western Mi ch.

Average RPI Win:	183	WON-LOST	WINNING	LAST 10	STRENGTH OF	OPP. STRENGTH	TEAM	ADJ.	CONF.	ADJ CONF.
Average RPI Loss:	91	RECORD	PCT. RANK	GAMES	SCHEDULE	OF SCHEDULE	RPI	RPI	RPI	RPI
DIV. I ONLY	6- 6	159	4-6	235	20	237	237	8	8	
DIV. I NON-CONF.	6- 6	159	0- 1	235	20	237	237	8	8	

TOTALS	RPI 1-25	RPI 26-50	W-L RECORDS	RPI 51-100	RPI 101-150	RPI 150+				
6- 6	0- 1	0- 0	OVERALL	0- 2	1- 3	5- 0				
6- 3	0- 0	0- 0	HOME	0- 1	1- 2	5- 0				
0- 0	0- 0	0- 0	AWAY	0- 0	0- 0	0- 0				
0- 3	0- 1	0- 0	NEUTRAL	0- 1	0- 1	0- 0				
6- 6	0- 1	0- 0	NON-CONFERENCE	0- 2	1- 3	5- 0				
6- 3	0- 0	0- 0	HOME	0- 1	1- 2	5- 0				
0- 0	0- 0	0- 0	AWAY	0- 0	0- 0	0- 0				
0- 3	0- 1	0- 0	NEUTRAL	0- 1	0- 1	0- 0				
0- 0	0- 0	0- 0	CONFERENCE	0- 0	0- 0	0- 0				
0- 0	0- 0	0- 0	HOME	0- 0	0- 0	0- 0				
0- 0	0- 0	0- 0	AWAY	0- 0	0- 0	0- 0				
0- 0	0- 0	0- 0	NEUTRAL	0- 0	0- 0	0- 0				

RPI 1-25				RPI 26-50				RPI 51-100				RPI 101+ Team's RPI: 237			
RPI	S	Opponent	Score	RPI	S	Opponent	Score	RPI	S	Opponent	Score	RPI	S	Opponent	Score
15	N	South Dakota	64 73					85	H	Tennessee Tech	45 55	105	H	Creighton	71 83
								94	N	Northwestern	43 65	109	H	Oklahoma St.	47 60
												122	H	Grambling	70 61
												136	N	Washington St.	59 85
												155	H	Louisiana Tech	70 56
												163	H	Missouri St.	63 60
												176	H	Sam Houston St.	63 55
												190	H	Ark.-Pine Bluff	76 39
												292	H	Houston Baptist	68 50

LAST 12 Division I GAMES:															
136	N	Washington St.	59 85	105	H	Creighton	71 83	85	H	Tennessee Tech	45 55	109	H	Oklahoma St.	47 60
94	N	Northwestern	43 65	85	H	Tennessee Tech	45 55	109	H	Oklahoma St.	47 60	155	H	Louisiana Tech	70 56
122	H	Grambling	70 61	109	H	Oklahoma St.	47 60	155	H	Louisiana Tech	70 56	15	N	South Dakota	64 73
176	H	Sam Houston St.	63 55	155	H	Louisiana Tech	70 56	15	N	South Dakota	64 73	292	H	Houston Baptist	68 50
163	H	Missouri St.	63 60	15	N	South Dakota	64 73	292	H	Houston Baptist	68 50				
190	H	Ark.-Pine Bluff	76 39	292	H	Houston Baptist	68 50								

Non-Div I Games:

Wichita St.

Average RPI Win:	256	WON-LOST	WINNING	LAST 10	STRENGTH OF	OPP. STRENGTH	TEAM	ADJ.	CONF.	ADJ CONF.
Average RPI Loss:	122	RECORD	PCT. RANK	GAMES	SCHEDULE	OF SCHEDULE	RPI	RPI	RPI	RPI
DIV. I ONLY	6- 4	119	6-4	244	191	160	160	16	16	
DIV. I NON-CONF.	6- 4	119	1- 0	244	191	160	160	16	16	

TOTALS	RPI 1-25	RPI 26-50	W-L RECORDS	RPI 51-100	RPI 101-150	RPI 150+				
6- 4	0- 1	0- 0	OVERALL	0- 0	0- 2	6- 1				
3- 1	0- 0	0- 0	HOME	0- 0	0- 1	3- 0				
3- 3	0- 1	0- 0	AWAY	0- 0	0- 1	3- 1				
0- 0	0- 0	0- 0	NEUTRAL	0- 0	0- 0	0- 0				
6- 4	0- 1	0- 0	NON-CONFERENCE	0- 0	0- 2	6- 1				
3- 1	0- 0	0- 0	HOME	0- 0	0- 1	3- 0				
3- 3	0- 1	0- 0	AWAY	0- 0	0- 1	3- 1				
0- 0	0- 0	0- 0	NEUTRAL	0- 0	0- 0	0- 0				
0- 0	0- 0	0- 0	CONFERENCE	0- 0	0- 0	0- 0				
0- 0	0- 0	0- 0	HOME	0- 0	0- 0	0- 0				
0- 0	0- 0	0- 0	AWAY	0- 0	0- 0	0- 0				
0- 0	0- 0	0- 0	NEUTRAL	0- 0	0- 0	0- 0				

RPI 1-25				RPI 26-50				RPI 51-100				RPI 101+				Team's RPI: 160
RPI	S	Opponent	Score	RPI	S	Opponent	Score	RPI	S	Opponent	Score	RPI	S	Opponent	Score	
16	A	Old Domini on	69 83									126	H	VCU	55 72	
												128	A	Hartford	45 50	
												162	H	East Caroli na	63 43	
												211	H	Howard	88 75	
												219	A	Davi dson	65 76	
												271	A	Fai rfi eld	60 54	
												274	H	Ri chmond	65 55	
												296	A	Norfol k St.	55 44	
												323	A	Loyol a Maryl and	65 49	
LAST 12 Divi si on I GAMES:																
296	A	Norfol k St.	55 44	271	A	Fai rfi eld	60 54									
16	A	Old Domini on	69 83	128	A	Hartford	45 50									
274	H	Ri chmond	65 55	162	H	East Caroli na	63 43									
126	H	VCU	55 72	219	A	Davi dson	65 76									
				323	A	Loyol a Maryl and	65 49									
				211	H	Howard	88 75									

Non-Di v I Games:

William & Mary

Average RPI Win: 301
Average RPI Loss: 199

DIV. I ONLY	4- 6	212	4-6	267	331	251	251	29	29
DIV. I NON-CONF.	4- 6	212	0- 1	267	331	251	251	29	29
TOTALS	RPI 1-25	RPI 26-50	W-L RECORDS	RPI 51-100	RPI 101-150	RPI 150+			
4- 6	0- 0	0- 0	OVERALL	0- 0	0- 2	4- 4			
2- 1	0- 0	0- 0	HOME	0- 0	0- 0	2- 1			
2- 5	0- 0	0- 0	AWAY	0- 0	0- 2	2- 3			
0- 0	0- 0	0- 0	NEUTRAL	0- 0	0- 0	0- 0			
4- 6	0- 0	0- 0	NON-CONFERENCE	0- 0	0- 2	4- 4			
2- 1	0- 0	0- 0	HOME	0- 0	0- 0	2- 1			
2- 5	0- 0	0- 0	AWAY	0- 0	0- 2	2- 3			
0- 0	0- 0	0- 0	NEUTRAL	0- 0	0- 0	0- 0			
0- 0	0- 0	0- 0	CONFERENCE	0- 0	0- 0	0- 0			
0- 0	0- 0	0- 0	HOME	0- 0	0- 0	0- 0			
0- 0	0- 0	0- 0	AWAY	0- 0	0- 0	0- 0			
0- 0	0- 0	0- 0	NEUTRAL	0- 0	0- 0	0- 0			

RPI 1-25				RPI 26-50				RPI 51-100				RPI 101+ Team's RPI: 251			
RPI	S	Opponent	Score	RPI	S	Opponent	Score	RPI	S	Opponent	Score	RPI	S	Opponent	Score
												102	A	James Madison	39 56
												144	A	Georgia	39 85
												175	A	Wisconsin	41 76
												224	A	Ga. Southern	55 64
												233	H	Elon	58 57
												252	A	Wofford	53 70
												294	A	South Carolina St.	58 50
												295	H	Western Caro.	57 65
												338	A	Col. of Charleston	71 64
												339	H	N. C. Central	66 41
LAST 12 Division I GAMES:															
				295	H	Western Caro.	57 65	102	A	James Madison	39 56				
				224	A	Ga. Southern	55 64	252	A	Wofford	53 70				
				233	H	Elon	58 57	339	H	N. C. Central	66 41				
				294	A	South Carolina St.	58 50	144	A	Georgia	39 85				
				338	A	Col. of Charleston	71 64	175	A	Wisconsin	41 76				

Non-Div I Games: Newberry

63 67

Wi nthrop

■ Loss, ■ Non-Conf, S Site, H Home A Away N Neutral

W
i
s
c
o
n
s
i
n

Wisconsin				Through Games Of Dec. 21, 2018							
Average RPI	Win:	244	WON-LOST	WINNING	LAST 10	STRENGTH OF	OPP. STRENGTH	TEAM	ADJ.	CONF.	ADJ CONF.
Average RPI	Loss:	39	RECORD	PCT. RANK	GAMES	SCHEDULE	OF SCHEDULE	RPI	RPI	RPI	RPI
DIV. I ONLY			9- 3	67	7-3	307	119	175	175	4	4
DIV. I NON-CONF.			9- 3	67	1- 0	307	119	175	175	4	4

TOTALS	RPI 1-25			RPI 26-50		W-L RECORDS	RPI 51-100	RPI 101-150		RPI 150+	
9- 3	0- 0			0- 3		OVERALL	1- 0	1- 0		7- 0	
6- 1	0- 0			0- 1		HOME	1- 0	0- 0		5- 0	
1- 1	0- 0			0- 1		AWAY	0- 0	0- 0		1- 0	
2- 1	0- 0			0- 1		NEUTRAL	0- 0	1- 0		1- 0	
9- 3	0- 0			0- 3		NON-CONFERENCE	1- 0	1- 0		7- 0	
6- 1	0- 0			0- 1		HOME	1- 0	0- 0		5- 0	
1- 1	0- 0			0- 1		AWAY	0- 0	0- 0		1- 0	
2- 1	0- 0			0- 1		NEUTRAL	0- 0	1- 0		1- 0	
0- 0	0- 0			0- 0		CONFERENCE	0- 0	0- 0		0- 0	
0- 0	0- 0			0- 0		HOME	0- 0	0- 0		0- 0	
0- 0	0- 0			0- 0		AWAY	0- 0	0- 0		0- 0	
0- 0	0- 0			0- 0		NEUTRAL	0- 0	0- 0		0- 0	

W
i
s
c
o
n
s
i
n

RPI 1-25				RPI 26-50				RPI 51-100				RPI 101+				Team's RPI: 175
RPI	S	Opponent	Score	RPI	S	Opponent	Score	RPI	S	Opponent	Score	RPI	S	Opponent	Score	
				29	A	Green Bay	46 55	59	H	IUPUI	65 64	115	N	Pittsburgh	57 42	
				43	H	Duke	53 60					173	A	Milwaukee	68 57	
				45	N	Arkansas	68 69					251	H	Winthrop	76 41	
												297	H	Marshall	67 49	
												301	N	Tennessee St.	58 53	
												325	H	North Dakota St.	64 53	
												332	H	Chicago St.	85 38	
												347	H	Evansville	96 60	
LAST 12 Division I GAMES:																
				332	H	Chicago St.	85 38	347	H	Evansville	96 60					
				29	A	Green Bay	46 55	115	N	Pittsburgh	57 42					
				297	H	Marshall	67 49	59	H	IUPUI	65 64					
				43	H	Duke	53 60	325	H	North Dakota St.	64 53					
				45	N	Arkansas	68 69	173	A	Milwaukee	68 57					
				301	N	Tennessee St.	58 53	251	H	Winthrop	76 41					

Non-Div I Games:

Wisconsin

W
o
f
f
o
r
d

W
o
f
f
o
r
d

Non-Div I Games:	Warren Wilson	107	30	Brevard	106	52
------------------	---------------	-----	----	---------	-----	----

Average RPI Win:	207	WON-LOST	WINNING	LAST 10	STRENGTH OF	OPP. STRENGTH	TEAM	ADJ.	CONF.	ADJ CONF.
Average RPI Loss:	110	RECORD	PCT. RANK	GAMES	SCHEDULE	OF SCHEDULE	RPI	RPI	RPI	RPI
DIV. I ONLY	7- 4	103	7-3	141	200	86	86	13	13	
DIV. I NON-CONF.	7- 4	103	0- 1	141	200	86	86	13	13	

TOTALS	RPI 1-25	RPI 26-50	W-L RECORDS	RPI 51-100	RPI 101-150	RPI 150+				
7- 4	0- 0	0- 2	OVERALL	1- 1	1- 0	5- 1				
1- 1	0- 0	0- 1	HOME	0- 0	1- 0	0- 0				
2- 3	0- 0	0- 1	AWAY	0- 1	0- 0	2- 1				
4- 0	0- 0	0- 0	NEUTRAL	1- 0	0- 0	3- 0				
7- 4	0- 0	0- 2	NON-CONFERENCE	1- 1	1- 0	5- 1				
1- 1	0- 0	0- 1	HOME	0- 0	1- 0	0- 0				
2- 3	0- 0	0- 1	AWAY	0- 1	0- 0	2- 1				
4- 0	0- 0	0- 0	NEUTRAL	1- 0	0- 0	3- 0				
0- 0	0- 0	0- 0	CONFERENCE	0- 0	0- 0	0- 0				
0- 0	0- 0	0- 0	HOME	0- 0	0- 0	0- 0				
0- 0	0- 0	0- 0	AWAY	0- 0	0- 0	0- 0				
0- 0	0- 0	0- 0	NEUTRAL	0- 0	0- 0	0- 0				

RPI S Opponent	RPI S Opponent	RPI S Opponent	Team's RPI: 86	RPI S Opponent
RPI 1-25	RPI 26-50	RPI 51-100		RPI 101+
Score	Score	Score		Score
30 A Michigan St. 68 84	56 A Charlotte 85 88	143 H Kent St. 61 55		158 N Drexel 71 63
49 H Belmont 63 79	81 N Marist 76 60	228 N Hofstra 93 64		242 N Stetson 57 44
		254 A UNLV 68 52		303 A CSU Bakersfield 74 76
		341 A Manhattan 60 44		
LAST 12 Division I GAMES:				
158 N Drexel 71 63	56 A Charlotte 85 88	341 A Manhattan 60 44		
143 H Kent St. 61 55	49 H Belmont 63 79	254 A UNLV 68 52		
81 N Marist 76 60	303 A CSU Bakersfield 74 76			
242 N Stetson 57 44				
228 N Hofstra 93 64				
30 A Michigan St. 68 84				

Non-Div I Games: Kentucky St. 83 53

Wright St.

Average RPI	Win:	150	WON-LOST	WINNING	LAST 10	STRENGTH OF	OPP. STRENGTH	TEAM	ADJ.	CONF.	ADJ CONF.
Average RPI	Loss:	78	RECORD	PCT. RANK	GAMES	SCHEDULE	OF SCHEDULE	RPI	RPI	RPI	RPI
DIV. I ONLY		5- 2		79	7-2	108	88	48	48	9	9
DIV. I NON-CONF.		5- 2		79	1- 0	108	88	48	48	9	9

TOTALS	RPI 1-25		RPI 26-50		W-L RECORDS	RPI 51-100		RPI 101-150		RPI 150+	
5- 2	0- 0		1- 0		OVERALL	0- 1		2- 1		2- 0	
4- 0	0- 0		1- 0		HOME	0- 0		2- 0		1- 0	
0- 2	0- 0		0- 0		AWAY	0- 1		0- 1		0- 0	
1- 0	0- 0		0- 0		NEUTRAL	0- 0		0- 0		1- 0	
5- 2	0- 0		1- 0		NON-CONFERENCE	0- 1		2- 1		2- 0	
4- 0	0- 0		1- 0		HOME	0- 0		2- 0		1- 0	
0- 2	0- 0		0- 0		AWAY	0- 1		0- 1		0- 0	
1- 0	0- 0		0- 0		NEUTRAL	0- 0		0- 0		1- 0	
0- 0	0- 0		0- 0		CONFERENCE	0- 0		0- 0		0- 0	
0- 0	0- 0		0- 0		HOME	0- 0		0- 0		0- 0	
0- 0	0- 0		0- 0		AWAY	0- 0		0- 0		0- 0	
0- 0	0- 0		0- 0		NEUTRAL	0- 0		0- 0		0- 0	

RPI 1-25				RPI 26-50				RPI 51-100				RPI 101+			
RPI	S	Opponent	Score	RPI	S	Opponent	Score	RPI	S	Opponent	Score	RPI	S	Opponent	Score
				35	H	South Dakota St.	77 70	52	A	Saint Mary's (CA)	84 90	103	A	Pacific	64 70
												131	H	Montana St.	66 58
												147	H	Idaho	64 61
												185	H	Denver	78 74
												250	N	North Texas	53 49
LAST 12 Division I GAMES:															
131	H	Montana St.	66 58	35	H	South Dakota St.	77 70	52	A	Saint Mary's (CA)	84 90	147	H	Idaho	64 61
103	A	Pacific	64 70					185	H	Denver	78 74				
250	N	North Texas	53 49												

Non-Div I Games: Chadron St. 80 33 UC-Colo. Springs 98 37

Wyoming

Average RPI Win:	198	WON-LOST	WINNING	LAST 10	STRENGTH OF	OPP. STRENGTH	TEAM	ADJ.	CONF.	ADJ CONF.
Average RPI Loss:	81	RECORD	PCT. RANK	GAMES	SCHEDULE	OF SCHEDULE	RPI	RPI	RPI	RPI

DIV. I ONLY	8- 2	50	8-2	171	157	83	83	3	3
DIV. I NON-CONF.	8- 2	50	1- 0	171	157	83	83	3	3
TOTALS	RPI 1-25	RPI 26-50	W-L RECORDS	RPI 51-100	RPI 101-150	RPI 150+			
8- 2	0- 0	0- 1	OVERALL	2- 0	2- 1	4- 0			
7- 1	0- 0	0- 1	HOME	1- 0	2- 0	4- 0			
1- 1	0- 0	0- 0	AWAY	1- 0	0- 1	0- 0			
0- 0	0- 0	0- 0	NEUTRAL	0- 0	0- 0	0- 0			
8- 2	0- 0	0- 1	NON-CONFERENCE	2- 0	2- 1	4- 0			
7- 1	0- 0	0- 1	HOME	1- 0	2- 0	4- 0			
1- 1	0- 0	0- 0	AWAY	1- 0	0- 1	0- 0			
0- 0	0- 0	0- 0	NEUTRAL	0- 0	0- 0	0- 0			
0- 0	0- 0	0- 0	CONFERENCE	0- 0	0- 0	0- 0			
0- 0	0- 0	0- 0	HOME	0- 0	0- 0	0- 0			
0- 0	0- 0	0- 0	AWAY	0- 0	0- 0	0- 0			
0- 0	0- 0	0- 0	NEUTRAL	0- 0	0- 0	0- 0			

RPI 1-25	RPI 26-50	RPI 51-100	Team's RPI: 83	RPI 101+
RPI S Opponent Score	RPI S Opponent Score	RPI S Opponent Score		RPI S Opponent Score
	31 H Minnesota 53 78	65 A Wake Forest 62 50		130 A Cincinnati 61 79
		85 H Tennessee Tech 70 60		139 H North Ala. 94 81
				149 H Bowling Green 65 49
				201 H Alabama St. 87 58
				271 H Fairfield 48 35
				332 H Chicago St. 91 57
				343 H Delaware St. 80 59
LAST 12 Division I GAMES:				
201 H Alabama St. 87 58	343 H Delaware St. 80 59	139 H North Ala. 94 81	149 H Bowling Green 65 49	65 A Wake Forest 62 50
130 A Cincinnati 61 79	271 H Fairfield 48 35	31 H Minnesota 53 78		

Non-Div I Games:

Xavier

Average RPI Win:	240	WON-LOST	WINNING	LAST 10	STRENGTH OF	OPP. STRENGTH	TEAM	ADJ.	CONF.	ADJ CONF.
Average RPI Loss:	102	RECORD	PCT. RANK	GAMES	SCHEDULE	OF SCHEDULE	RPI	RPI	RPI	RPI

DIV. I ONLY	6- 3	94	7-3	142	286	110	110	13	13
DIV. I NON-CONF.	6- 3	94	0- 0	142	286	110	110	13	13

TOTALS	RPI 1-25	RPI 26-50	W-L RECORDS	RPI 51-100	RPI 101-150	RPI 150+			
6- 3	0- 0	0- 1	OVERALL	0- 0	1- 2	5- 0			
4- 1	0- 0	0- 0	HOME	0- 0	0- 1	4- 0			
2- 2	0- 0	0- 1	AWAY	0- 0	1- 1	1- 0			
0- 0	0- 0	0- 0	NEUTRAL	0- 0	0- 0	0- 0			
6- 3	0- 0	0- 1	NON-CONFERENCE	0- 0	1- 2	5- 0			
4- 1	0- 0	0- 0	HOME	0- 0	0- 1	4- 0			
2- 2	0- 0	0- 1	AWAY	0- 0	1- 1	1- 0			
0- 0	0- 0	0- 0	NEUTRAL	0- 0	0- 0	0- 0			
0- 0	0- 0	0- 0	CONFERENCE	0- 0	0- 0	0- 0			
0- 0	0- 0	0- 0	HOME	0- 0	0- 0	0- 0			
0- 0	0- 0	0- 0	AWAY	0- 0	0- 0	0- 0			
0- 0	0- 0	0- 0	NEUTRAL	0- 0	0- 0	0- 0			

RPI 1-25	RPI 26-50	RPI 51-100	RPI 101+	Team's RPI: 110
RPI S Opponent Score	RPI S Opponent Score	RPI S Opponent Score	RPI S Opponent Score	
	41 A Bucknell I 68 73		115 A Pittsburgh 64 55	
			121 H Yale 56 58	
			143 A Kent St. 34 62	
			218 H Akron 72 61	
			239 H Loyol a Chi cago 74 63	
			241 H Saint Francis (PA) 80 56	
			300 H Robert Morris 69 59	
			326 A Cani si us 62 36	
LAST 12 Division I GAMES:				
41 A Bucknell I 68 73	121 H Yale 56 58			
241 H Saint Francis (PA) 80 56	143 A Kent St. 34 62			
326 A Cani si us 62 36	115 A Pi ttsburgh 64 55			
218 H Akron 72 61	239 H Loyol a Chi cago 74 63			
	300 H Robert Morris 69 59			

Non-Div I Games: Thiel 76 53 Carlow 90 31

Youngstown St.