

Average RPI Win: 299		WON-LOST	WINNING	LAST 10	STRENGTH OF	OPP. STRENGTH	TEAM	ADJ.	CONF.	ADJ CONF.
Average RPI Loss: 153		RECORD	PCT. RANK	GAMES	SCHEDULE	OF SCHEDULE	RPI	RPI	RPI	RPI
DIV. I ONLY		4- 3	138	4-3	345	86	249	249	26	26
DIV. I NON-CONF.		3- 3	160	3-3	342	93	248	248	26	26
TOTALS		RPI 1-25	RPI 26-50	W-L RECORDS	RPI 51-100	RPI 101-150	RPI 150+			
4- 3		0- 1	0- 0	OVERALL	0- 0	0- 0	4- 2			
2- 0		0- 0	0- 0	HOME	0- 0	0- 0	2- 0			
1- 3		0- 1	0- 0	AWAY	0- 0	0- 0	1- 2			
1- 0		0- 0	0- 0	NEUTRAL	0- 0	0- 0	1- 0			
3- 3		0- 1	0- 0	NON-CONFERENCE	0- 0	0- 0	3- 2			
1- 0		0- 0	0- 0	HOME	0- 0	0- 0	1- 0			
1- 3		0- 1	0- 0	AWAY	0- 0	0- 0	1- 2			
1- 0		0- 0	0- 0	NEUTRAL	0- 0	0- 0	1- 0			
1- 0		0- 0	0- 0	CONFERENCE	0- 0	0- 0	1- 0			
1- 0		0- 0	0- 0	HOME	0- 0	0- 0	1- 0			
0- 0		0- 0	0- 0	AWAY	0- 0	0- 0	0- 0			
0- 0		0- 0	0- 0	NEUTRAL	0- 0	0- 0	0- 0			

[illegible]

Non-Div I Games:	UNKNOWN	75	55	Huston-Tillotson	63	49	Texas Wesleyan	90	52
------------------	---------	----	----	------------------	----	----	----------------	----	----

A&M-Corpus Christi

■ Loss, ■ Non-Conf, S Site, H Home A Away N Neutral

Average RPI Win:	184	WON-LOST	WINNING	LAST 10	STRENGTH OF	OPP. STRENGTH	TEAM	ADJ.	CONF.	ADJ CONF.
Average RPI Loss:	35	RECORD	PCT. RANK	GAMES	SCHEDULE	OF SCHEDULE	RPI	RPI	RPI	RPI
DIV. I ONLY	4- 1	46	4-1	262	11	53	53	26	26	
DIV. I NON-CONF.	3- 1	62	3-1	165	33	36	36	26	26	

TOTALS	RPI 1-25	RPI 26-50	W-L RECORDS	RPI 51-100	RPI 101-150	RPI 150+
4- 1	0- 0	0- 1	OVERALL	0- 0	2- 0	2- 0
2- 0	0- 0	0- 0	HOME	0- 0	1- 0	1- 0
2- 1	0- 0	0- 1	AWAY	0- 0	1- 0	1- 0
0- 0	0- 0	0- 0	NEUTRAL	0- 0	0- 0	0- 0
3- 1	0- 0	0- 1	NON-CONFERENCE	0- 0	1- 0	2- 0
1- 0	0- 0	0- 0	HOME	0- 0	0- 0	1- 0
2- 1	0- 0	0- 1	AWAY	0- 0	1- 0	1- 0
0- 0	0- 0	0- 0	NEUTRAL	0- 0	0- 0	0- 0
1- 0	0- 0	0- 0	CONFERENCE	0- 0	1- 0	0- 0
1- 0	0- 0	0- 0	HOME	0- 0	1- 0	0- 0
0- 0	0- 0	0- 0	AWAY	0- 0	0- 0	0- 0
0- 0	0- 0	0- 0	NEUTRAL	0- 0	0- 0	0- 0

RPI 1-25	RPI 26-50	RPI 51-100	Team's RPI: 53	RPI 101+
RPI S Opponent Score	RPI S Opponent Score	RPI S Opponent Score		RPI S Opponent Score
	35 A Oklahoma 65 78			146 A Wright St. 83 64
				147 H New Orleans 76 62
				172 A Portland 76 69
				272 H Tulsa 73 63
LAST 10 Division I				
	35 A Oklahoma 65 78	147 H New Orleans 76 62		
	146 A Wright St. 83 64	272 H Tulsa 73 63		
		172 A Portland 76 69		

Non-Div I Games: Howard Payne 96 38 Schreiner 110 37 Southwest (NM) 104 52 McMurry 111 43
Abilene Christian

Average RPI Win:	314	WON-LOST	WINNING	LAST 10	STRENGTH OF	OPP. STRENGTH	TEAM	ADJ.	CONF.	ADJ CONF.
Average RPI Loss:	187	RECORD	PCT. RANK	GAMES	SCHEDULE	OF SCHEDULE	RPI	RPI	RPI	RPI
DIV. I ONLY	2- 9	309	2-8	246	293	315	315	23	23	
DIV. I NON-CONF.	1- 8	322	1-7	250	267	333	333	24	24	
TOTALS	RPI 1-25	RPI 26-50	W-L RECORDS	RPI 51-100	RPI 101-150	RPI 150+				
2- 9	0- 0	0- 0	OVERALL	0- 1	0- 1	2- 7				
1- 4	0- 0	0- 0	HOME	0- 0	0- 0	1- 4				
1- 5	0- 0	0- 0	AWAY	0- 1	0- 1	1- 3				
0- 0	0- 0	0- 0	NEUTRAL	0- 0	0- 0	0- 0				
1- 8	0- 0	0- 0	NON-CONFERENCE	0- 1	0- 1	1- 6				
1- 3	0- 0	0- 0	HOME	0- 0	0- 0	1- 3				
0- 5	0- 0	0- 0	AWAY	0- 1	0- 1	0- 3				
0- 0	0- 0	0- 0	NEUTRAL	0- 0	0- 0	0- 0				
1- 1	0- 0	0- 0	CONFERENCE	0- 0	0- 0	1- 1				
0- 1	0- 0	0- 0	HOME	0- 0	0- 0	0- 1				
1- 0	0- 0	0- 0	AWAY	0- 0	0- 0	1- 0				
0- 0	0- 0	0- 0	NEUTRAL	0- 0	0- 0	0- 0				



























RPI 1-25				RPI 26-50				RPI 51-100				RPI 101+				Team's RPI: 315	
RPI	S	Opponent	Score	RPI	S	Opponent	Score	RPI	S	Opponent	Score	RPI	S	Opponent	Score		
								54	A	Arizona St.	56	87	142	A	Northern Colo.	62	72
												157	A	Tennessee	54	81	
												172	H	Portland	56	72	
												187	H	Wyoming	63	65	
												220	H	San Diego	59	70	
												243	A	Navy	59	67	
												244	A	Long Beach St.	68	74	
												263	H	Army West Point	66	68	
												309	H	NJIT	68	48	
												318	A	Nevada	68	61	
LAST 10 Division I																	
				244	A	Long Beach St.	68	74		157	A	Tennessee	54	81			
				318	A	Nevada	68	61		243	A	Navy	59	67			
				187	H	Wyoming	63	65		172	H	Portland	56	72			
				263	H	Army West Point	66	68		142	A	Northern Colo.	62	72			
				309	H	NJIT	68	48		220	H	San Diego	59	70			

Non-Div I Games:

Air Force

■ Loss,
 ■ Non-Conf,
 ■ S Site,
 ■ H Home
 ■ A Away
 N Neutral

Average RPI Win: 234	WON-LOST	WINNING	LAST 10	STRENGTH OF	OPP. STRENGTH	TEAM	ADJ.	CONF.	ADJ CONF.
Average RPI Loss: 92	RECORD	PCT. RANK	GAMES	SCHEDULE	OF SCHEDULE	RPI	RPI	RPI	RPI
DIV. I ONLY	6- 4	123	6-4	89	258	111	111	10	10
DIV. I NON-CONF.	6- 4	123	6-4	89	258	111	111	10	10
TOTALS	RPI 1-25	RPI 26-50	W-L RECORDS	RPI 51-100	RPI 101-150	RPI 150+			
6- 4	0- 0	0- 1	OVERALL	1- 1	0- 2	5- 0			
3- 2	0- 0	0- 1	HOME	1- 0	0- 1	2- 0			
2- 2	0- 0	0- 0	AWAY	0- 1	0- 1	2- 0			
1- 0	0- 0	0- 0	NEUTRAL	0- 0	0- 0	1- 0			
6- 4	0- 0	0- 1	NON-CONFERENCE	1- 1	0- 2	5- 0			
3- 2	0- 0	0- 1	HOME	1- 0	0- 1	2- 0			
2- 2	0- 0	0- 0	AWAY	0- 1	0- 1	2- 0			
1- 0	0- 0	0- 0	NEUTRAL	0- 0	0- 0	1- 0			
0- 0	0- 0	0- 0	CONFERENCE	0- 0	0- 0	0- 0			
0- 0	0- 0	0- 0	HOME	0- 0	0- 0	0- 0			
0- 0	0- 0	0- 0	AWAY	0- 0	0- 0	0- 0			
0- 0	0- 0	0- 0	NEUTRAL	0- 0	0- 0	0- 0			

RPI S	Opponent	Score	RPI S	Opponent	Score	RPI S	Opponent	Score	RPI S	Opponent	Score	Team's RPI: 111
			37  Michigan	71  80		86  N.C. A&T	64 52		101  Duquesne	63  88		
						97  Butler	55  76		133  Cleveland St.	62  66		
									154  Youngstown St.	91 62		
									257  St. Bonaventure	63 54		
									258 N Denver	88 72		
									323  Detroit Mercy	81 60		
									325  Purdue Fort Wayne	64 53		
LAST 10 Division I												
			258 N Denver	88 72		101  Duquesne	63  88					
			86  N.C. A&T	64 52		133  Cleveland St.	62  66					
			97  Butler	55  76		323  Detroit Mercy	81 60					
			325  Purdue Fort Wayne	64 53		154  Youngstown St.	91 62					
			257  St. Bonaventure	63 54		37  Michigan	71  80					

Non-Div I Games:

Akron

Alabama

Through Games Of Dec. 20, 2019

Average RPI Win:	177	WON-LOST	WINNING	LAST 10	STRENGTH OF	OPP. STRENGTH	TEAM	ADJ.	CONF.	ADJ CONF.
Average RPI Loss:	135	RECORD	PCT. RANK	GAMES	SCHEDULE	OF SCHEDULE	RPI	RPI	RPI	RPI
DIV. I ONLY	9- 3	63	8-2	98	231	77	77	4	4	
DIV. I NON-CONF.	9- 3	62	8-2	98	233	76	76	4	4	
TOTALS	RPI 1-25	RPI 26-50	W-L RECORDS	RPI 51-100	RPI 101-150	RPI 150+				
9- 3	0- 0	1- 0	OVERALL	2- 0	1- 2	5- 1				
5- 2	0- 0	0- 0	HOME	2- 0	1- 1	2- 1				
3- 0	0- 0	0- 0	AWAY	0- 0	0- 0	3- 0				
1- 1	0- 0	1- 0	NEUTRAL	0- 0	0- 1	0- 0				
9- 3	0- 0	1- 0	NON-CONFERENCE	2- 0	1- 2	5- 1				
5- 2	0- 0	0- 0	HOME	2- 0	1- 1	2- 1				
3- 0	0- 0	0- 0	AWAY	0- 0	0- 0	3- 0				
1- 1	0- 0	1- 0	NEUTRAL	0- 0	0- 1	0- 0				
0- 0	0- 0	0- 0	CONFERENCE	0- 0	0- 0	0- 0				
0- 0	0- 0	0- 0	HOME	0- 0	0- 0	0- 0				
0- 0	0- 0	0- 0	AWAY	0- 0	0- 0	0- 0				
0- 0	0- 0	0- 0	NEUTRAL	0- 0	0- 0	0- 0				

RPI 1-25			RPI 26-50			RPI 51-100			Team's RPI: 77	RPI 101+		
RPI	S	Opponent	Score	RPI	S	Opponent	Score	RPI	S	Opponent	Score	
				47	N	UNI	87 77	66	H	Colgate	72 52	
								92	H	North Carolina	83 77	
										104	N	Southern California
										116	H	Iowa St.
										140	H	Bethune-Cookman
										186	H	Hampton
										188	A	Tulane
										196	A	Clemson
										276	A	South Alabama
										281	H	Radford
										306	H	Mercer
LAST 10 Division I												
281	H	Radford	85 51	66	H	Colgate	72 52					
140	H	Bethune-Cookman	60 49	116	H	Iowa St.	66 75					
92	H	North Carolina	83 77	104	N	Southern California	57 60					
276	A	South Alabama	74 62	47	N	UNI	87 77					
306	H	Mercer	111 56	188	A	Tulane	66 56					

Non-Div I Games:

Alabama

 Loss,
 Non-Conf, S Site,
 Home
 Away
N Neutral

Average RPI Win: 304		WON-LOST	WINNING	LAST 10	STRENGTH OF	OPP. STRENGTH	TEAM	ADJ.	CONF.	ADJ CONF.
Average RPI Loss: 139		RECORD	PCT. RANK	GAMES	SCHEDULE	OF SCHEDULE	RPI	RPI	RPI	RPI
DIV. I ONLY		4- 6	211	4-6	222	307	210	210	27	27
DIV. I NON-CONF.		4- 6	211	4-6	224	305	208	208	27	27
TOTALS		RPI 1-25	RPI 26-50	W-L RECORDS	RPI 51-100	RPI 101-150	RPI 150+			
4- 6	0- 0		0- 0	OVERALL	0- 3	0- 1	4- 2			
0- 2	0- 0		0- 0	HOME	0- 2	0- 0	0- 0			
4- 3	0- 0		0- 0	AWAY	0- 1	0- 1	4- 1			
0- 1	0- 0		0- 0	NEUTRAL	0- 0	0- 0	0- 1			
4- 6	0- 0		0- 0	NON-CONFERENCE	0- 3	0- 1	4- 2			
0- 2	0- 0		0- 0	HOME	0- 2	0- 0	0- 0			
4- 3	0- 0		0- 0	AWAY	0- 1	0- 1	4- 1			
0- 1	0- 0		0- 0	NEUTRAL	0- 0	0- 0	0- 1			
0- 0	0- 0		0- 0	CONFERENCE	0- 0	0- 0	0- 0			
0- 0	0- 0		0- 0	HOME	0- 0	0- 0	0- 0			
0- 0	0- 0		0- 0	AWAY	0- 0	0- 0	0- 0			
0- 0	0- 0		0- 0	NEUTRAL	0- 0	0- 0	0- 0			

RPI 1-25				RPI 26-50				RPI 51-100				RPI 101+				Team's RPI: 210	
RPI	S	Opponent	Score	RPI	S	Opponent	Score	RPI	S	Opponent	Score	RPI	S	Opponent	Score		
								73	H	North Florida	64	73	125	A	Cincinnati	47	62
								75	H	Austin Peay	61	67	224	N	North Ala.	65	80
								96	A	Nebraska	46	68	241	A	California Baptist	55	60
												258	A	Denver	86	83	
												296	A	San Diego St.	61	53	
												312	A	Georgia St.	67	52	
												348	A	Florida A&M	77	53	
LAST 10 Division I																	
				348	A	Florida A&M	77	53	258	A	Denver	86	83				
				125	A	Cincinnati	47	62	224	N	North Ala.	65	80				
				75	H	Austin Peay	61	67	312	A	Georgia St.	67	52				
				296	A	San Diego St.	61	53	73	H	North Florida	64	73				
				96	A	Nebraska	46	68	241	A	California Baptist	55	60				

Non-Div I Games:

Alabama A&M

Loss, Non-Conf, S Site, H Home A Away N Neutral

Average RPI Win:	341	WON-LOST	WINNING	LAST 10	STRENGTH OF	OPP. STRENGTH	TEAM	ADJ.	CONF.	ADJ CONF.
Average RPI Loss:	114	RECORD	PCT. RANK	GAMES	SCHEDULE	OF SCHEDULE	RPI	RPI	RPI	RPI
DIV. I ONLY	1- 7	319	1-7	94	135	284	284	27	27	
DIV. I NON-CONF.	1- 7	319	1-7	94	135	287	287	27	27	
TOTALS	RPI 1-25	RPI 26-50	W-L RECORDS	RPI 51-100	RPI 101-150	RPI 150+				
1- 7	0- 2	0- 0	OVERALL	0- 1	0- 1	1- 3				
1- 2	0- 0	0- 0	HOME	0- 0	0- 0	1- 2				
0- 5	0- 2	0- 0	AWAY	0- 1	0- 1	0- 1				
0- 0	0- 0	0- 0	NEUTRAL	0- 0	0- 0	0- 0				
1- 7	0- 2	0- 0	NON-CONFERENCE	0- 1	0- 1	1- 3				
1- 2	0- 0	0- 0	HOME	0- 0	0- 0	1- 2				
0- 5	0- 2	0- 0	AWAY	0- 1	0- 1	0- 1				
0- 0	0- 0	0- 0	NEUTRAL	0- 0	0- 0	0- 0				
0- 0	0- 0	0- 0	CONFERENCE	0- 0	0- 0	0- 0				
0- 0	0- 0	0- 0	HOME	0- 0	0- 0	0- 0				
0- 0	0- 0	0- 0	AWAY	0- 0	0- 0	0- 0				
0- 0	0- 0	0- 0	NEUTRAL	0- 0	0- 0	0- 0				

RPI 1-25				RPI 26-50				RPI 51-100				RPI 101+				Team's RPI: 284	
RPI	S	Opponent	Score	RPI	S	Opponent	Score	RPI	S	Opponent	Score	RPI	S	Opponent	Score		
7	A	South Carolina	43 103					83	A	Wisconsin	67 85	123	A	South Fla.	29 80		
9	A	DePaul	76 105									158	H	Samford	48 83		
												196	A	Clemson	43 76		
												224	H	North Ala.	60 81		
												341	H	Jacksonville St.	68 63		
LAST 10 Division I																	
				224	H	North Ala.	60 81			123	A	South Fla.	29 80				
				9	A	DePaul	76 105			158	H	Samford	48 83				
				83	A	Wisconsin	67 85			341	H	Jacksonville St.	68 63				
										196	A	Clemson	43 76				
										7	A	South Carolina	43 103				

Non-Div I Games: Mobile 76 66 Paine 84 58

Alabama St.

■ Loss,
 ■ Non-Conf,
 ■ S Site,
 ■ H Home
 ■ A Away
 N Neutral

Albany (NY)

Through Games Of Dec. 20, 2019

Average RPI Win:	277	WON-LOST	WINNING	LAST 10	STRENGTH OF	OPP. STRENGTH	TEAM	ADJ.	CONF.	ADJ CONF.
Average RPI Loss:	207	RECORD	PCT. RANK	GAMES	SCHEDULE	OF SCHEDULE	RPI	RPI	RPI	RPI
DIV. I ONLY	3- 8	262	2-8	335	210	328	328	28	28	
DIV. I NON-CONF.	3- 8	263	2-8	337	213	327	327	28	28	
TOTALS	RPI 1-25	RPI 26-50	W-L RECORDS	RPI 51-100	RPI 101-150	RPI 150+				
3- 8	0- 0	0- 0	OVERALL	0- 2	0- 0	3- 6				
1- 4	0- 0	0- 0	HOME	0- 0	0- 0	1- 4				
2- 4	0- 0	0- 0	AWAY	0- 2	0- 0	2- 2				
0- 0	0- 0	0- 0	NEUTRAL	0- 0	0- 0	0- 0				
3- 8	0- 0	0- 0	NON-CONFERENCE	0- 2	0- 0	3- 6				
1- 4	0- 0	0- 0	HOME	0- 0	0- 0	1- 4				
2- 4	0- 0	0- 0	AWAY	0- 2	0- 0	2- 2				
0- 0	0- 0	0- 0	NEUTRAL	0- 0	0- 0	0- 0				
0- 0	0- 0	0- 0	CONFERENCE	0- 0	0- 0	0- 0				
0- 0	0- 0	0- 0	HOME	0- 0	0- 0	0- 0				
0- 0	0- 0	0- 0	AWAY	0- 0	0- 0	0- 0				
0- 0	0- 0	0- 0	NEUTRAL	0- 0	0- 0	0- 0				

RPI S	Opponent	Score	RPI S	Opponent	Score	RPI S	Opponent	Score	RPI S	Opponent	Score
						79	A Marist	52 76	153	H Columbia	82 78
						91	A Syracuse	53 75	167	H Cornell	51 71
									229	H Lafayette	47 54
									232	H Boston U.	58 60
									255	H St. Francis Brooklyn	41 49
									288	A Siena	46 52
									311	A Bryant	55 68
									338	A Central Conn. St.	73 63
									340	A Canisius	70 53
LAST 10 Division I											
311	A Bryant	55 68	229	H Lafayette	47 54						
255	H St. Francis Brooklyn	41 49	232	H Boston U.	58 60						
288	A Siena	46 52	91	A Syracuse	53 75						
338	A Central Conn. St.	73 63	79	A Marist	52 76						
340	A Canisius	70 53	167	H Cornell	51 71						

Non-Div I Games: FDU-Florham 81 21

Albany (NY)

Loss, Non-Conf, S Site, H Home A Away N Neutral

Average RPI Win: 341		WON-LOST	WINNING	LAST 10	STRENGTH OF	OPP. STRENGTH	TEAM	ADJ.	CONF.	ADJ CONF.
Average RPI Loss: 197		RECORD	PCT. RANK	GAMES	SCHEDULE	OF SCHEDULE	RPI	RPI	RPI	RPI
DIV. I ONLY		2- 7	285	2-7	301	276	322	322	27	27
DIV. I NON-CONF.		2- 7	284	2-7	302	277	321	321	27	27
TOTALS		RPI 1-25	RPI 26-50	W-L RECORDS		RPI 51-100	RPI 101-150	RPI 150+		
2- 7	0- 0		0- 0	OVERALL		0- 0	0- 2	2- 5		
1- 1	0- 0		0- 0	HOME		0- 0	0- 0	1- 1		
1- 4	0- 0		0- 0	AWAY		0- 0	0- 2	1- 2		
0- 2	0- 0		0- 0	NEUTRAL		0- 0	0- 0	0- 2		
2- 7	0- 0		0- 0	NON-CONFERENCE		0- 0	0- 2	2- 5		
1- 1	0- 0		0- 0	HOME		0- 0	0- 0	1- 1		
1- 4	0- 0		0- 0	AWAY		0- 0	0- 2	1- 2		
0- 2	0- 0		0- 0	NEUTRAL		0- 0	0- 0	0- 2		
0- 0	0- 0		0- 0	CONFERENCE		0- 0	0- 0	0- 0		
0- 0	0- 0		0- 0	HOME		0- 0	0- 0	0- 0		
0- 0	0- 0		0- 0	AWAY		0- 0	0- 0	0- 0		
0- 0	0- 0		0- 0	NEUTRAL		0- 0	0- 0	0- 0		

RPI 1-25				RPI 26-50				RPI 51-100				RPI 101+				Team's RPI: 322	
RPI	S	Opponent	Score	RPI	S	Opponent	Score	RPI	S	Opponent	Score	RPI	S	Opponent	Score		
												148	A	Memphis	51	57	
												149	A	SFA	62	67	
												163	H	UAB	65	86	
												196	N	Clemson	46	77	
												207	A	North Texas	31	67	
												216	A	UTEP	47	92	
												297	N	Ole Miss	55	73	
												334	A	Tennessee St.	62	57	
												348	H	Florida A&M	58	42	
LAST 10 Division I																	
				163	H	UAB	65	86	216	A	UTEP	47	92				
				348	H	Florida A&M	58	42	207	A	North Texas	31	67				
				196	N	Clemson	46	77	149	A	SFA	62	67				
				297	N	Ole Miss	55	73	148	A	Memphis	51	57				
				334	A	Tennessee St.	62	57									

Non-Div I Games:	Tougaloo	85	61	Louisiana Col.	86	50
------------------	----------	----	----	----------------	----	----

Alcorn

■ Loss, ■ Non-Conf, S Site, H Home A Away N Neutral

Average RPI Win:	239	WON-LOST	WINNING	LAST 10	STRENGTH OF	OPP. STRENGTH	TEAM	ADJ.	CONF.	ADJ CONF.
Average RPI Loss:	133	RECORD	PCT. RANK	GAMES	SCHEDULE	OF SCHEDULE	RPI	RPI	RPI	RPI
DIV. I ONLY	3- 6	235	3-6	199	202	237	237	13	13	
DIV. I NON-CONF.	3- 6	234	3-6	200	205	236	236	13	13	
TOTALS	RPI 1-25	RPI 26-50	W-L RECORDS	RPI 51-100	RPI 101-150	RPI 150+				
3- 6	0- 0	0- 1	OVERALL	0- 1	1- 2	2- 2				
2- 1	0- 0	0- 1	HOME	0- 0	1- 0	1- 0				
1- 4	0- 0	0- 0	AWAY	0- 0	0- 2	1- 2				
0- 1	0- 0	0- 0	NEUTRAL	0- 1	0- 0	0- 0				
3- 6	0- 0	0- 1	NON-CONFERENCE	0- 1	1- 2	2- 2				
2- 1	0- 0	0- 1	HOME	0- 0	1- 0	1- 0				
1- 4	0- 0	0- 0	AWAY	0- 0	0- 2	1- 2				
0- 1	0- 0	0- 0	NEUTRAL	0- 1	0- 0	0- 0				
0- 0	0- 0	0- 0	CONFERENCE	0- 0	0- 0	0- 0				
0- 0	0- 0	0- 0	HOME	0- 0	0- 0	0- 0				
0- 0	0- 0	0- 0	AWAY	0- 0	0- 0	0- 0				
0- 0	0- 0	0- 0	NEUTRAL	0- 0	0- 0	0- 0				

RPI S	Opponent	Score	RPI S	Opponent	Score	RPI S	Opponent	Score	RPI S	Opponent	Score	Team's RPI: 237
45	H Minnesota	53 70	78	N Buffalo	55 73	112	A Ohio	69 81	138	H Villanova	76 54	
						145	A Saint Joseph's	51 72	152	A George Mason	55 73	
						264	A Towson	60 63	281	A Radford	59 55	
						299	H High Point	56 48				
LAST 10 Division I												
45	H Minnesota	53 70	281	A Radford	59 55							
78	N Buffalo	55 73	299	H High Point	56 48							
145	A Saint Joseph's	51 72	138	H Villanova	76 54							
264	A Towson	60 63	112	A Ohio	69 81							
152	A George Mason	55 73										

Non-Div I Games:

American

■ Loss,
 ■ Non-Conf,
 S Site,
 ■ Home
 ■ Away
 N Neutral

Average RPI Win:	312	WON-LOST	WINNING	LAST 10	STRENGTH OF	OPP. STRENGTH	TEAM	ADJ.	CONF.	ADJ CONF.
Average RPI Loss:	138	RECORD	PCT. RANK	GAMES	SCHEDULE	OF SCHEDULE	RPI	RPI	RPI	RPI
DIV. I ONLY	3- 7	250	3-7	245	170	275	275	22	22	
DIV. I NON-CONF.	3- 7	248	3-7	248	172	278	278	22	22	
TOTALS	RPI 1-25	RPI 26-50	W-L RECORDS	RPI 51-100	RPI 101-150	RPI 150+				
3- 7	0- 1	0- 1	OVERALL	0- 0	0- 1	3- 4				
1- 2	0- 0	0- 0	HOME	0- 0	0- 0	1- 2				
1- 4	0- 1	0- 1	AWAY	0- 0	0- 0	1- 2				
1- 1	0- 0	0- 0	NEUTRAL	0- 0	0- 1	1- 0				
3- 7	0- 1	0- 1	NON-CONFERENCE	0- 0	0- 1	3- 4				
1- 2	0- 0	0- 0	HOME	0- 0	0- 0	1- 2				
1- 4	0- 1	0- 1	AWAY	0- 0	0- 0	1- 2				
1- 1	0- 0	0- 0	NEUTRAL	0- 0	0- 1	1- 0				
0- 0	0- 0	0- 0	CONFERENCE	0- 0	0- 0	0- 0				
0- 0	0- 0	0- 0	HOME	0- 0	0- 0	0- 0				
0- 0	0- 0	0- 0	AWAY	0- 0	0- 0	0- 0				
0- 0	0- 0	0- 0	NEUTRAL	0- 0	0- 0	0- 0				

RPI 1-25				RPI 26-50				RPI 51-100				RPI 101+ Team's RPI: 275			
RPI	S	Opponent	Score	RPI	S	Opponent	Score	RPI	S	Opponent	Score	RPI	S	Opponent	Score
7	A	South Carolina	50 92	37	A	Michigan	35 62					140	N	Bethune-Cookman	44 61
												162	H	Gardner-Webb	56 67
												183	A	Elon	66 67
												189	A	VCU	38 66
												248	H	ETSU	61 67
												291	A	Wofford	54 51
												306	H	Mercer	77 68
												340	N	Canisius	74 57
LAST 10 Division I															
37	A	Michigan	35 62	340	N	Canisius	74 57								
291	A	Wofford	54 51	140	N	Bethune-Cookman	44 61								
306	H	Mercer	77 68	7	A	South Carolina	50 92								
248	H	ETSU	61 67	183	A	Elon	66 67								
162	H	Gardner-Webb	56 67	189	A	VCU	38 66								

Non-Div I Games:

Appalachian St.

■ Loss,
 ■ Non-Conf, S Site,
 ■ Home
 ■ Away
 N Neutral

Average RPI Win:	209	WON-LOST	WINNING	LAST 10	STRENGTH OF	OPP. STRENGTH	TEAM	ADJ.	CONF.	ADJ CONF.
Average RPI Loss:	0	RECORD	PCT. RANK	GAMES	SCHEDULE	OF SCHEDULE	RPI	RPI	RPI	RPI
DIV. I ONLY	10- 0	1	10-0	313	89	61	61	1	1	
DIV. I NON-CONF.	10- 0	1	10-0	313	86	61	61	1	1	
TOTALS	RPI 1-25	RPI 26-50	W-L RECORDS	RPI 51-100	RPI 101-150	RPI 150+				
10- 0	0- 0	0- 0	OVERALL	1- 0	2- 0	7- 0				
6- 0	0- 0	0- 0	HOME	1- 0	1- 0	4- 0				
4- 0	0- 0	0- 0	AWAY	0- 0	1- 0	3- 0				
0- 0	0- 0	0- 0	NEUTRAL	0- 0	0- 0	0- 0				
10- 0	0- 0	0- 0	NON-CONFERENCE	1- 0	2- 0	7- 0				
6- 0	0- 0	0- 0	HOME	1- 0	1- 0	4- 0				
4- 0	0- 0	0- 0	AWAY	0- 0	1- 0	3- 0				
0- 0	0- 0	0- 0	NEUTRAL	0- 0	0- 0	0- 0				
0- 0	0- 0	0- 0	CONFERENCE	0- 0	0- 0	0- 0				
0- 0	0- 0	0- 0	HOME	0- 0	0- 0	0- 0				
0- 0	0- 0	0- 0	AWAY	0- 0	0- 0	0- 0				
0- 0	0- 0	0- 0	NEUTRAL	0- 0	0- 0	0- 0				

RPI 1-25			RPI 26-50			RPI 51-100			Team's RPI: 61	RPI 101+		
RPI	S	Opponent	Score	RPI	S	Opponent	Score	RPI	S	Opponent	Score	
						98	H North Dakota	74	42	119	A Texas	83 58
										128	H Santa Clara	65 52
										166	A Montana	77 42
										209	H Monmouth	86 34
										216	A UTEP	54 43
										225	H Prairie View	83 48
										252	H UC Riverside	70 27
										334	H Tennessee St.	77 42
										343	A Chicago St.	82 50
LAST 10 Division I												
						209	H Monmouth	86	34	334	H Tennessee St.	77 42
						252	H UC Riverside	70	27	216	A UTEP	54 43
						166	A Montana	77	42	343	A Chicago St.	82 50
						225	H Prairie View	83	48	128	H Santa Clara	65 52
						119	A Texas	83	58	98	H North Dakota	74 42

Non-Div I Games:

Arizona

Average RPI Win:	209	WON-LOST	WINNING	LAST 10	STRENGTH OF	OPP. STRENGTH	TEAM	ADJ.	CONF.	ADJ CONF.
Average RPI Loss:	32	RECORD	PCT. RANK	GAMES	SCHEDULE	OF SCHEDULE	RPI	RPI	RPI	RPI
DIV. I ONLY	10- 2	36	8-2	203	100	54	54	1	1	
DIV. I NON-CONF.	10- 2	36	8-2	204	100	54	54	1	1	
TOTALS	RPI 1-25	RPI 26-50	W-L RECORDS	RPI 51-100	RPI 101-150	RPI 150+				
10- 2	1- 1	0- 1	OVERALL	1- 0	1- 0	7- 0				
7- 0	1- 0	0- 0	HOME	0- 0	1- 0	5- 0				
1- 1	0- 0	0- 1	AWAY	0- 0	0- 0	1- 0				
2- 1	0- 1	0- 0	NEUTRAL	1- 0	0- 0	1- 0				
10- 2	1- 1	0- 1	NON-CONFERENCE	1- 0	1- 0	7- 0				
7- 0	1- 0	0- 0	HOME	0- 0	1- 0	5- 0				
1- 1	0- 0	0- 1	AWAY	0- 0	0- 0	1- 0				
2- 1	0- 1	0- 0	NEUTRAL	1- 0	0- 0	1- 0				
0- 0	0- 0	0- 0	CONFERENCE	0- 0	0- 0	0- 0				
0- 0	0- 0	0- 0	HOME	0- 0	0- 0	0- 0				
0- 0	0- 0	0- 0	AWAY	0- 0	0- 0	0- 0				
0- 0	0- 0	0- 0	NEUTRAL	0- 0	0- 0	0- 0				

RPI 1-25				RPI 26-50				RPI 51-100				RPI 101+			
RPI	S	Opponent	Score	RPI	S	Opponent	Score	RPI	S	Opponent	Score	RPI	S	Opponent	Score
11	H	Creighton	70 55	45	A	Minnesota	66 80	80	N	Middle Tenn.	61 60	114	H	BYU	60 52
18	N	Purdue	52 59									164	H	New Mexico	84 47
												239	N	Maine	57 31
												263	H	Army West Point	83 51
												267	H	Idaho St.	74 69
												315	H	Air Force	87 56
												319	H	Cal Poly	66 41
												321	A	New Mexico St.	70 47
LAST 10 Division I															
164	H	New Mexico	84 47	11	H	Creighton	70 55								
267	H	Idaho St.	74 69	321	A	New Mexico St.	70 47								
114	H	BYU	60 52	239	N	Maine	57 31								
80	N	Middle Tenn.	61 60	319	H	Cal Poly	66 41								
18	N	Purdue	52 59	45	A	Minnesota	66 80								

Non-Div I Games:

Arizona St.

Average RPI Win:	0	WON-LOST	WINNING	LAST 10	STRENGTH OF	OPP. STRENGTH	TEAM	ADJ.	CONF.	ADJ CONF.
Average RPI Loss:	152	RECORD	PCT. RANK	GAMES	SCHEDULE	OF SCHEDULE	RPI	RPI	RPI	RPI
DIV. I ONLY	0- 9	336	0-9	26	332	290	290	27	27	
DIV. I NON-CONF.	0- 9	336	0-9	25	332	291	291	27	27	
TOTALS	RPI 1-25	RPI 26-50	W-L RECORDS	RPI 51-100	RPI 101-150	RPI 150+				
0- 9	0- 0	0- 0	OVERALL	0- 1	0- 4	0- 4				
0- 0	0- 0	0- 0	HOME	0- 0	0- 0	0- 0				
0- 9	0- 0	0- 0	AWAY	0- 1	0- 4	0- 4				
0- 0	0- 0	0- 0	NEUTRAL	0- 0	0- 0	0- 0				
0- 9	0- 0	0- 0	NON-CONFERENCE	0- 1	0- 4	0- 4				
0- 0	0- 0	0- 0	HOME	0- 0	0- 0	0- 0				
0- 9	0- 0	0- 0	AWAY	0- 1	0- 4	0- 4				
0- 0	0- 0	0- 0	NEUTRAL	0- 0	0- 0	0- 0				
0- 0	0- 0	0- 0	CONFERENCE	0- 0	0- 0	0- 0				
0- 0	0- 0	0- 0	HOME	0- 0	0- 0	0- 0				
0- 0	0- 0	0- 0	AWAY	0- 0	0- 0	0- 0				
0- 0	0- 0	0- 0	NEUTRAL	0- 0	0- 0	0- 0				

RPI 1-25				RPI 26-50				RPI 51-100				RPI 101+				Team's RPI: 290	
RPI	S	Opponent	Score	RPI	S	Opponent	Score	RPI	S	Opponent	Score	RPI	S	Opponent	Score		
								87	A	Washington St.	56	85	116	A	Iowa St.	40	90
													118	A	Illinois	50	65
													130	A	Wichita St.	50	100
													139	A	Coastal Caro.	69	76
													157	A	Tennessee	51	92
													171	A	Texas Tech	55	81
													193	A	Milwaukee	55	69
													253	A	Arkansas St.	60	81
LAST 10 Division I																	
				253	A	Arkansas St.	60	81		171	A	Texas Tech	55	81			
				87	A	Washington St.	56	85		130	A	Wichita St.	50	100			
				116	A	Iowa St.	40	90		193	A	Milwaukee	55	69			
				157	A	Tennessee	51	92		139	A	Coastal Caro.	69	76			
				118	A	Illinois	50	65									

Non-Div I Games:

Ark.-Pine Bluff

■ Loss,
 ■ Non-Conf,
 ■ S Site,
 ■ Home
 ■ A Away
 N Neutral

Average RPI Win: 198		WON-LOST	WINNING	LAST 10	STRENGTH OF	OPP. STRENGTH	TEAM	ADJ.	CONF.	ADJ CONF.
Average RPI Loss: 51		RECORD	PCT. RANK	GAMES	SCHEDULE	OF SCHEDULE	RPI	RPI	RPI	RPI
DIV. I ONLY		10- 1	15	9-1	187	168	34	34	4	4
DIV. I NON-CONF.		10- 1	15	9-1	188	170	34	34	4	4
TOTALS		RPI 1-25	RPI 26-50		W-L RECORDS		RPI 51-100	RPI 101-150	RPI 150+	
10- 1	0- 0	0- 0		OVERALL		1- 1	3- 0	6- 0		
8- 0	0- 0	0- 0		HOME		0- 0	3- 0	5- 0		
0- 1	0- 0	0- 0		AWAY		0- 1	0- 0	0- 0		
2- 0	0- 0	0- 0		NEUTRAL		1- 0	0- 0	1- 0		
10- 1	0- 0	0- 0		NON-CONFERENCE		1- 1	3- 0	6- 0		
8- 0	0- 0	0- 0		HOME		0- 0	3- 0	5- 0		
0- 1	0- 0	0- 0		AWAY		0- 1	0- 0	0- 0		
2- 0	0- 0	0- 0		NEUTRAL		1- 0	0- 0	1- 0		
0- 0	0- 0	0- 0		CONFERENCE		0- 0	0- 0	0- 0		
0- 0	0- 0	0- 0		HOME		0- 0	0- 0	0- 0		
0- 0	0- 0	0- 0		AWAY		0- 0	0- 0	0- 0		
0- 0	0- 0	0- 0		NEUTRAL		0- 0	0- 0	0- 0		

RPI 1-25				RPI 26-50				Team's RPI: 34				RPI 51-100				RPI 101+			
RPI	S	Opponent	Score	RPI	S	Opponent	Score	RPI	S	Opponent	Score	RPI	S	Opponent	Score	RPI	S	Opponent	Score
								51	A	California	80 84	102	H	Belmont	91 60				
								83	N	Wisconsin	68 64								
LAST 10 Division I																			
				83	N	Wisconsin	68 64	344	H	Northwestern St.	99 39								
				151	N	Fordham	71 59	272	H	Tulsa	91 41								
				51	A	California	80 84	231	H	Kansas St.	81 72								
				102	H	Belmont	91 60	215	H	Oral Roberts	96 64								
				120	H	Stony Brook	88 58	310	H	McNeese	101 58								

Non-Div I Games:

Arkansas

■ Loss, ■ Non-Conf, S Site, H Home A Away N Neutral

Average RPI Win:	293	WON-LOST	WINNING	LAST 10	STRENGTH OF	OPP. STRENGTH	TEAM	ADJ.	CONF.	ADJ CONF.
Average RPI Loss:	127	RECORD	PCT. RANK	GAMES	SCHEDULE	OF SCHEDULE	RPI	RPI	RPI	RPI
DIV. I ONLY	2- 7	285	2-7	175	169	253	253	22	22	
DIV. I NON-CONF.	2- 7	284	2-7	178	171	254	254	22	22	
TOTALS	RPI 1-25	RPI 26-50	W-L RECORDS	RPI 51-100	RPI 101-150	RPI 150+				
2- 7	0- 1	0- 1	OVERALL	0- 1	0- 1	2- 3				
1- 1	0- 0	0- 0	HOME	0- 0	0- 0	1- 1				
1- 5	0- 1	0- 1	AWAY	0- 0	0- 1	1- 2				
0- 1	0- 0	0- 0	NEUTRAL	0- 1	0- 0	0- 0				
2- 7	0- 1	0- 1	NON-CONFERENCE	0- 1	0- 1	2- 3				
1- 1	0- 0	0- 0	HOME	0- 0	0- 0	1- 1				
1- 5	0- 1	0- 1	AWAY	0- 0	0- 1	1- 2				
0- 1	0- 0	0- 0	NEUTRAL	0- 1	0- 0	0- 0				
0- 0	0- 0	0- 0	CONFERENCE	0- 0	0- 0	0- 0				
0- 0	0- 0	0- 0	HOME	0- 0	0- 0	0- 0				
0- 0	0- 0	0- 0	AWAY	0- 0	0- 0	0- 0				
0- 0	0- 0	0- 0	NEUTRAL	0- 0	0- 0	0- 0				

RPI 1-25				RPI 26-50				RPI 51-100				RPI 101+ Team's RPI: 253			
RPI	S	Opponent	Score	RPI	S	Opponent	Score	RPI	S	Opponent	Score	RPI	S	Opponent	Score
9	A	DePaul	64 109	29	A	Baylor	43 111	86	N	N.C. A&T	50 55	148	A	Memphis	50 78
												160	H	Southeast Mo. St.	67 79
												182	A	Murray St.	62 77
												272	A	Tulsa	77 79
												290	H	Ark.-Pine Bluff	81 60
												296	A	San Diego St.	71 62
LAST 10 Division I															
296	A	San Diego St.	71 62	29	A	Baylor	43 111	29	A	Baylor	43 111				
182	A	Murray St.	62 77	148	A	Memphis	50 78	148	A	Memphis	50 78				
86	N	N.C. A&T	50 55	290	H	Ark.-Pine Bluff	81 60	290	H	Ark.-Pine Bluff	81 60				
9	A	DePaul	64 109	272	A	Tulsa	77 79	272	A	Tulsa	77 79				
160	H	Southeast Mo. St.	67 79												

Non-Div I Games: Central Baptist 88 63

Arkansas St.

■ Loss,
 ■ Non-Conf,
 ■ S Site,
 ■ Home
 ■ A Away
 N Neutral

Army West Point

Through Games Of Dec. 20, 2019

Average RPI Win:	330	WON-LOST	WINNING	LAST 10	STRENGTH OF	OPP. STRENGTH	TEAM	ADJ.	CONF.	ADJ CONF.
Average RPI Loss:	137	RECORD	PCT. RANK	GAMES	SCHEDULE	OF SCHEDULE	RPI	RPI	RPI	RPI
DIV. I ONLY	3- 7	250	3-7	216	271	263	263	13	13	
DIV. I NON-CONF.	3- 7	248	3-7	218	273	265	265	13	13	
TOTALS	RPI 1-25	RPI 26-50	W-L RECORDS	RPI 51-100	RPI 101-150	RPI 150+				
3- 7	0- 1	0- 0	OVERALL	0- 2	0- 0	3- 4				
1- 3	0- 1	0- 0	HOME	0- 0	0- 0	1- 2				
2- 4	0- 0	0- 0	AWAY	0- 2	0- 0	2- 2				
0- 0	0- 0	0- 0	NEUTRAL	0- 0	0- 0	0- 0				
3- 7	0- 1	0- 0	NON-CONFERENCE	0- 2	0- 0	3- 4				
1- 3	0- 1	0- 0	HOME	0- 0	0- 0	1- 2				
2- 4	0- 0	0- 0	AWAY	0- 2	0- 0	2- 2				
0- 0	0- 0	0- 0	NEUTRAL	0- 0	0- 0	0- 0				
0- 0	0- 0	0- 0	CONFERENCE	0- 0	0- 0	0- 0				
0- 0	0- 0	0- 0	HOME	0- 0	0- 0	0- 0				
0- 0	0- 0	0- 0	AWAY	0- 0	0- 0	0- 0				
0- 0	0- 0	0- 0	NEUTRAL	0- 0	0- 0	0- 0				

RPI 1-25				RPI 26-50				RPI 51-100				RPI 101+ Team's RPI: 263			
RPI	S	Opponent	Score	RPI	S	Opponent	Score	RPI	S	Opponent	Score	RPI	S	Opponent	Score
17	H	TCU	52 66					54	A	Arizona St.	51 83	153	H	Columbia	62 71
								55	A	St. John's (NY)	60 96	168	H	William & Mary	65 77
												254	A	Manhattan	56 86
												255	A	St. Francis Brooklyn	64 70
												315	A	Air Force	68 66
												337	H	LIU Brooklyn	67 60
												339	A	Fairleigh Dickinson	70 68
LAST 10 Division I															
17	H	TCU	52 66	254	A	Manhattan	56 86								
153	H	Columbia	62 71	55	A	St. John's (NY)	60 96								
255	A	St. Francis Brooklyn	64 70	337	H	LIU Brooklyn	67 60								
315	A	Air Force	68 66	339	A	Fairleigh Dickinson	70 68								
54	A	Arizona St.	51 83	168	H	William & Mary	65 77								

Non-Div I Games:

Army West Point

Loss, Non-Conf, S Site, H Home A Away N Neutral

Average RPI Win:	198	WON-LOST	WINNING	LAST 10	STRENGTH OF	OPP. STRENGTH	TEAM	ADJ.	CONF.	ADJ CONF.
Average RPI Loss:	69	RECORD	PCT. RANK	GAMES	SCHEDULE	OF SCHEDULE	RPI	RPI	RPI	RPI
DIV. I ONLY	5- 5	162	5-5	52	112	105	105	4	4	
DIV. I NON-CONF.	5- 5	160	5-5	53	112	105	105	4	4	
TOTALS	RPI 1-25	RPI 26-50	W-L RECORDS	RPI 51-100	RPI 101-150	RPI 150+				
5- 5	0- 1	0- 1	OVERALL	0- 2	3- 0	2- 1				
3- 1	0- 0	0- 0	HOME	0- 1	2- 0	1- 0				
1- 2	0- 1	0- 0	AWAY	0- 0	0- 0	1- 1				
1- 2	0- 0	0- 1	NEUTRAL	0- 1	1- 0	0- 0				
5- 5	0- 1	0- 1	NON-CONFERENCE	0- 2	3- 0	2- 1				
3- 1	0- 0	0- 0	HOME	0- 1	2- 0	1- 0				
1- 2	0- 1	0- 0	AWAY	0- 0	0- 0	1- 1				
1- 2	0- 0	0- 1	NEUTRAL	0- 1	1- 0	0- 0				
0- 0	0- 0	0- 0	CONFERENCE	0- 0	0- 0	0- 0				
0- 0	0- 0	0- 0	HOME	0- 0	0- 0	0- 0				
0- 0	0- 0	0- 0	AWAY	0- 0	0- 0	0- 0				
0- 0	0- 0	0- 0	NEUTRAL	0- 0	0- 0	0- 0				

RPI 1-25				RPI 26-50				RPI 51-100				RPI 101+ Team's RPI: 105			
RPI	S	Opponent	Score	RPI	S	Opponent	Score	RPI	S	Opponent	Score	RPI	S	Opponent	Score
17	A	TCU	65 80	28	N	Drake	82 83	57	H	Old Dominion	77 89	137	N	Dayton	76 74
								80	N	Middle Tenn.	50 73	140	H	Bethune-Cookman	74 56
												145	H	Saint Joseph's	66 62
												163	A	UAB	75 80
												276	A	South Alabama	82 62
												291	H	Wofford	84 82
LAST 10 Division I															
137	N	Dayton	76 74	140	H	Bethune-Cookman	74 56	17	A	TCU	65 80				
80	N	Middle Tenn.	50 73	276	A	South Alabama	82 62	28	N	Drake	82 83				
145	H	Saint Joseph's	66 62	291	H	Wofford	84 82								
163	A	UAB	75 80												
57	H	Old Dominion	77 89												

Non-Div I Games:

Auburn

Average RPI Win:	259	WON-LOST	WINNING	LAST 10	STRENGTH OF	OPP. STRENGTH	TEAM	ADJ.	CONF.	ADJ CONF.
Average RPI Loss:	79	RECORD	PCT. RANK	GAMES	SCHEDULE	OF SCHEDULE	RPI	RPI	RPI	RPI
DIV. I ONLY	6- 2	63	6-2	207	294	75	75	20	20	
DIV. I NON-CONF.	6- 2	62	6-2	209	294	74	74	20	20	
TOTALS	RPI 1-25	RPI 26-50	W-L RECORDS	RPI 51-100	RPI 101-150	RPI 150+				
6- 2	0- 0	0- 1	OVERALL	0- 0	1- 1	5- 0				
1- 0	0- 0	0- 0	HOME	0- 0	0- 0	1- 0				
4- 2	0- 0	0- 1	AWAY	0- 0	0- 1	4- 0				
1- 0	0- 0	0- 0	NEUTRAL	0- 0	1- 0	0- 0				
6- 2	0- 0	0- 1	NON-CONFERENCE	0- 0	1- 1	5- 0				
1- 0	0- 0	0- 0	HOME	0- 0	0- 0	1- 0				
4- 2	0- 0	0- 1	AWAY	0- 0	0- 1	4- 0				
1- 0	0- 0	0- 0	NEUTRAL	0- 0	1- 0	0- 0				
0- 0	0- 0	0- 0	CONFERENCE	0- 0	0- 0	0- 0				
0- 0	0- 0	0- 0	HOME	0- 0	0- 0	0- 0				
0- 0	0- 0	0- 0	AWAY	0- 0	0- 0	0- 0				
0- 0	0- 0	0- 0	NEUTRAL	0- 0	0- 0	0- 0				

RPI 1-25			RPI 26-50			RPI 51-100			Team's RPI: 75	RPI 101+		
RPI	S	Opponent	Score	RPI	S	Opponent	Score	RPI	S	Opponent	Score	
				40	A	Kentucky	52 81			117	N	Binghamton 80 63
										118	A	Illinois 62 76
										210	A	Alabama A&M 67 61
										242	A	Chattanooga 50 49
										316	A	FIU 58 56
										335	H	Evansville 80 64
										336	A	Mississippi Val. 100 82
LAST 10 Division I												
242	A	Chattanooga	50 49	316	A	FIU	58 56					
335	H	Evansville	80 64	117	N	Binghamton	80 63					
336	A	Mississippi Val.	100 82	210	A	Alabama A&M	67 61					
118	A	Illinois	62 76	40	A	Kentucky	52 81					

Non-Div I Games: Christian Bros. 82 62 Ky. Wesleyan 103 70

Austin Peay

Average RPI Win:	231	WON-LOST	WINNING	LAST 10	STRENGTH OF	OPP. STRENGTH	TEAM	ADJ.	CONF.	ADJ CONF.
Average RPI Loss:	83	RECORD	PCT. RANK	GAMES	SCHEDULE	OF SCHEDULE	RPI	RPI	RPI	RPI
DIV. I ONLY	4- 5	191	4-5	43	249	114	114	12	12	
DIV. I NON-CONF.	4- 5	192	4-5	43	250	114	114	12	12	
TOTALS	RPI 1-25	RPI 26-50	W-L RECORDS	RPI 51-100	RPI 101-150	RPI 150+				
4- 5	0- 1	0- 0	OVERALL	0- 3	0- 0	4- 1				
2- 1	0- 0	0- 0	HOME	0- 0	0- 0	2- 1				
1- 3	0- 0	0- 0	AWAY	0- 3	0- 0	1- 0				
1- 1	0- 1	0- 0	NEUTRAL	0- 0	0- 0	1- 0				
4- 5	0- 1	0- 0	NON-CONFERENCE	0- 3	0- 0	4- 1				
2- 1	0- 0	0- 0	HOME	0- 0	0- 0	2- 1				
1- 3	0- 0	0- 0	AWAY	0- 3	0- 0	1- 0				
1- 1	0- 1	0- 0	NEUTRAL	0- 0	0- 0	1- 0				
0- 0	0- 0	0- 0	CONFERENCE	0- 0	0- 0	0- 0				
0- 0	0- 0	0- 0	HOME	0- 0	0- 0	0- 0				
0- 0	0- 0	0- 0	AWAY	0- 0	0- 0	0- 0				
0- 0	0- 0	0- 0	NEUTRAL	0- 0	0- 0	0- 0				

RPI 1-25				RPI 26-50				RPI 51-100				RPI 101+				Team's RPI: 114	
RPI	S	Opponent	Score	RPI	S	Opponent	Score	RPI	S	Opponent	Score	RPI	S	Opponent	Score		
5	N	Oregon St.	34 65					54	A	Arizona St.	52 60	165	A	Fresno St.	71 65		
								74	A	Boise St.	55 66	191	H	Utah St.	67 50		
								87	A	Washington St.	50 67	195	H	Utah	73 77		
												221	N	San Jose St.	75 56		
												347	H	Utah Valley	71 57		
LAST 10 Division I																	
5	N	Oregon St.	34 65	221	N	San Jose St.	75 56										
191	H	Utah St.	67 50	347	H	Utah Valley	71 57										
165	A	Fresno St.	71 65	74	A	Boise St.	55 66										
87	A	Washington St.	50 67	54	A	Arizona St.	52 60										
				195	H	Utah	73 77										

Non-Div I Games: Tex. A&M-Kingsville90 38

BYU

■ Loss,
 ■ Non-Conf,
 ■ S Site,
 ■ H Home
 ■ A Away
 N Neutral

Average RPI Win:	183	WON-LOST	WINNING	LAST 10	STRENGTH OF	OPP. STRENGTH	TEAM	ADJ.	CONF.	ADJ CONF.
Average RPI Loss:	75	RECORD	PCT. RANK	GAMES	SCHEDULE	OF SCHEDULE	RPI	RPI	RPI	RPI
DIV. I ONLY	7- 4	99	7-3	80	150	68	68	10	10	
DIV. I NON-CONF.	7- 4	99	7-3	82	151	68	68	10	10	
TOTALS	RPI 1-25	RPI 26-50	W-L RECORDS	RPI 51-100	RPI 101-150	RPI 150+				
7- 4	0- 0	0- 1	OVERALL	2- 2	1- 1	4- 0				
2- 1	0- 0	0- 1	HOME	1- 0	0- 0	1- 0				
2- 2	0- 0	0- 0	AWAY	0- 1	0- 1	2- 0				
3- 1	0- 0	0- 0	NEUTRAL	1- 1	1- 0	1- 0				
7- 4	0- 0	0- 1	NON-CONFERENCE	2- 2	1- 1	4- 0				
2- 1	0- 0	0- 1	HOME	1- 0	0- 0	1- 0				
2- 2	0- 0	0- 0	AWAY	0- 1	0- 1	2- 0				
3- 1	0- 0	0- 0	NEUTRAL	1- 1	1- 0	1- 0				
0- 0	0- 0	0- 0	CONFERENCE	0- 0	0- 0	0- 0				
0- 0	0- 0	0- 0	HOME	0- 0	0- 0	0- 0				
0- 0	0- 0	0- 0	AWAY	0- 0	0- 0	0- 0				
0- 0	0- 0	0- 0	NEUTRAL	0- 0	0- 0	0- 0				

RPI 1-25				RPI 26-50				RPI 51-100				Team's RPI: 68	RPI 101+			
RPI	S	Opponent	Score	RPI	S	Opponent	Score	RPI	S	Opponent	Score		RPI	S	Opponent	Score
				33	H	Western Ky.	86 91	58	N	Providence	52 51		103	N	Lehigh	54 52
								60	A	IUPUI	48 65		125	A	Cincinnati	56 63
								83	N	Wisconsin	56 67		164	A	New Mexico	70 57
								97	H	Butler	74 70		262	H	Xavier	70 49
													269	N	LMU (CA)	77 72
													325	A	Purdue Fort Wayne	83 52
LAST 10 Division I																
164	A	New Mexico	70 57	269	N	LMU (CA)	77 72									
58	N	Providence	52 51	33	H	Western Ky.	86 91									
262	H	Xavier	70 49	83	N	Wisconsin	56 67									
125	A	Cincinnati	56 63	103	N	Lehigh	54 52									
325	A	Purdue Fort Wayne	83 52	97	H	Butler	74 70									

Non-Div I Games:

Ball St.

■ Loss,
 ■ Non-Conf,
 ■ S Site,
 ■ H Home
 ■ A Away
 N Neutral

Average RPI Win:	168	WON-LOST	WINNING	LAST 10	STRENGTH OF	OPP. STRENGTH	TEAM	ADJ.	CONF.	ADJ CONF.
Average RPI Loss:	7	RECORD	PCT. RANK	GAMES	SCHEDULE	OF SCHEDULE	RPI	RPI	RPI	RPI
DIV. I ONLY	9- 1	21	9-1	151	23	29	29	5	5	
DIV. I NON-CONF.	9- 1	21	9-1	153	22	29	29	5	5	
TOTALS	RPI 1-25	RPI 26-50	W-L RECORDS	RPI 51-100	RPI 101-150	RPI 150+				
9- 1	1- 1	0- 0	OVERALL	2- 0	2- 0	4- 0				
7- 0	0- 0	0- 0	HOME	1- 0	2- 0	4- 0				
0- 0	0- 0	0- 0	AWAY	0- 0	0- 0	0- 0				
2- 1	1- 1	0- 0	NEUTRAL	1- 0	0- 0	0- 0				
9- 1	1- 1	0- 0	NON-CONFERENCE	2- 0	2- 0	4- 0				
7- 0	0- 0	0- 0	HOME	1- 0	2- 0	4- 0				
0- 0	0- 0	0- 0	AWAY	0- 0	0- 0	0- 0				
2- 1	1- 1	0- 0	NEUTRAL	1- 0	0- 0	0- 0				
0- 0	0- 0	0- 0	CONFERENCE	0- 0	0- 0	0- 0				
0- 0	0- 0	0- 0	HOME	0- 0	0- 0	0- 0				
0- 0	0- 0	0- 0	AWAY	0- 0	0- 0	0- 0				
0- 0	0- 0	0- 0	NEUTRAL	0- 0	0- 0	0- 0				

RPI 1-25				RPI 26-50		Team's RPI: 29		RPI 51-100				RPI 101+			
RPI	S	Opponent	Score	RPI	S	Opponent	Score	RPI	S	Opponent	Score	RPI	S	Opponent	Score
7	N	South Carolina	59 74					52	H	Georgia	72 38	123	H	South Fla.	58 46
10	N	Indiana	77 62					87	N	Washington St.	89 66	141	H	Lamar University	90 28
												214	H	Houston Baptist	112 42
												253	H	Arkansas St.	111 43
												298	H	Grambling	120 46
												333	H	New Hampshire	97 29
LAST 10 Division I															
253	H	Arkansas St.	111 43	7	N	South Carolina	59 74	52	H	Georgia	72 38	10	N	Indiana	77 62
214	H	Houston Baptist	112 42	87	N	Washington St.	89 66	141	H	Lamar University	90 28				
298	H	Grambling	120 46	123	H	South Fla.	58 46								
333	H	New Hampshire	97 29												

Non-Div I Games:

Baylor

Belmont

Through Games Of Dec. 20, 2019

Average RPI Win:	193	WON-LOST	WINNING	LAST 10	STRENGTH OF	OPP. STRENGTH	TEAM	ADJ.	CONF.	ADJ CONF.
Average RPI Loss:	68	RECORD	PCT. RANK	GAMES	SCHEDULE	OF SCHEDULE	RPI	RPI	RPI	RPI
DIV. I ONLY	5- 5	162	5-5	54	146	102	102	20	20	
DIV. I NON-CONF.	5- 5	160	5-5	55	146	102	102	20	20	
TOTALS	RPI 1-25	RPI 26-50	W-L RECORDS	RPI 51-100	RPI 101-150	RPI 150+				
5- 5	0- 1	0- 3	OVERALL	2- 0	0- 0	3- 1				
4- 0	0- 0	0- 0	HOME	2- 0	0- 0	2- 0				
1- 3	0- 0	0- 2	AWAY	0- 0	0- 0	1- 1				
0- 2	0- 1	0- 1	NEUTRAL	0- 0	0- 0	0- 0				
5- 5	0- 1	0- 3	NON-CONFERENCE	2- 0	0- 0	3- 1				
4- 0	0- 0	0- 0	HOME	2- 0	0- 0	2- 0				
1- 3	0- 0	0- 2	AWAY	0- 0	0- 0	1- 1				
0- 2	0- 1	0- 1	NEUTRAL	0- 0	0- 0	0- 0				
0- 0	0- 0	0- 0	CONFERENCE	0- 0	0- 0	0- 0				
0- 0	0- 0	0- 0	HOME	0- 0	0- 0	0- 0				
0- 0	0- 0	0- 0	AWAY	0- 0	0- 0	0- 0				
0- 0	0- 0	0- 0	NEUTRAL	0- 0	0- 0	0- 0				

RPI 1-25				RPI 26-50				RPI 51-100				RPI 101+				Team's RPI: 102	
RPI	S	Opponent	Score	RPI	S	Opponent	Score	RPI	S	Opponent	Score	RPI	S	Opponent	Score		
25	N	Virginia Tech	58 60	33	A	Western Ky.	46 77	80	H	Middle Tenn.	68 57	200	A	Toledo	48 53		
				34	A	Arkansas	60 91	100	H	UCF	72 37	228	H	Northern Ky.	62 45		
				48	N	Maryland	26 90					242	H	Chattanooga	63 50		
												313	A	Lipscomb	69 68		
LAST 10 Division I																	
				80	H	Middle Tenn.	68 57	200	A	Toledo	48 53						
				313	A	Lipscomb	69 68	48	N	Maryland	26 90						
				33	A	Western Ky.	46 77	25	N	Virginia Tech	58 60						
				100	H	UCF	72 37	34	A	Arkansas	60 91						
				242	H	Chattanooga	63 50	228	H	Northern Ky.	62 45						

Non-Div I Games:

Belmont

Loss, Non-Conf, S Site, H Home A Away N Neutral

Season 2006-07				Through Games Of 2007-08: 10/10/10						
Average RPI Win:	272	WON-LOST	WINNING	LAST 10	STRENGTH OF	OPP. STRENGTH	TEAM	ADJ.	CONF.	ADJ CONF.
Average RPI Loss:	77	RECORD	PCT. RANK	GAMES	SCHEDULE	OF SCHEDULE	RPI	RPI	RPI	RPI
DIV. I ONLY	6- 3	88	6-3	275	207	140	140	31	31	
DIV. I NON-CONF.	6- 3	86	6-3	275	211	141	141	31	31	

TOTALS	RPI 1-25		RPI 26-50		W-L RECORDS		RPI 51-100		RPI 101-150	RPI 150+
6- 3	0- 0		0- 1		OVERALL		0- 1		0- 1	6- 0
1- 1	0- 0		0- 1		HOME		0- 0		0- 0	1- 0
4- 2	0- 0		0- 0		AWAY		0- 1		0- 1	4- 0
1- 0	0- 0		0- 0		NEUTRAL		0- 0		0- 0	1- 0
6- 3	0- 0		0- 1		NON-CONFERENCE		0- 1		0- 1	6- 0
1- 1	0- 0		0- 1		HOME		0- 0		0- 0	1- 0
4- 2	0- 0		0- 0		AWAY		0- 1		0- 1	4- 0
1- 0	0- 0		0- 0		NEUTRAL		0- 0		0- 0	1- 0
0- 0	0- 0		0- 0		CONFERENCE		0- 0		0- 0	0- 0
0- 0	0- 0		0- 0		HOME		0- 0		0- 0	0- 0
0- 0	0- 0		0- 0		AWAY		0- 0		0- 0	0- 0
0- 0	0- 0		0- 0		NEUTRAL		0- 0		0- 0	0- 0

RPI 1-25				RPI 26-50				RPI 51-100				RPI 101+				Team's RPI: 140	
RPI	S	Opponent	Score	RPI	S	Opponent	Score	RPI	S	Opponent	Score	RPI	S	Opponent	Score		
				50	H	Troy	62 68	77	A	Alabama	49 60	105	A	Auburn	56 74		
												199	A	Jacksonville	53 52		
												233	A	Stetson	59 55		
												275	N	Appalachian St.	61 44		
												277	H	Ga. Southern	75 57		
												316	A	FIU	65 60		
												329	A	Charleston So.	81 41		
LAST 10 Division I																	
				233	A	Stetson	59 55	77	A	Alabama	49 60						
				275	N	Appalachian St.	61 44	105	A	Auburn	56 74						
				277	H	Ga. Southern	75 57	199	A	Jacksonville	53 52						
				316	A	FIU	65 60	50	H	Troy	62 68						
								329	A	Charleston So.	81 41						

Non-Div I Games:	Edward Waters	79	46	Palm Beach Atl.	68	45
------------------	---------------	----	----	-----------------	----	----

Bethune-Cookman

■ Loss, ■ Non-Conf, S Site, H Home A Away N Neutral

Average RPI Win: 248		WON-LOST	WINNING	LAST 10	STRENGTH OF	OPP. STRENGTH	TEAM	ADJ.	CONF.	ADJ CONF.
Average RPI Loss: 56		RECORD	PCT. RANK	GAMES	SCHEDULE	OF SCHEDULE	RPI	RPI	RPI	RPI
DIV. I ONLY		9- 2	40	8-2	317	83	117	117	28	28
DIV. I NON-CONF.		9- 2	40	8-2	318	81	117	117	28	28
TOTALS	RPI 1-25	RPI 26-50		W-L RECORDS		RPI 51-100	RPI 101-150	RPI 150+		
9- 2	0- 0	0- 1		OVERALL		0- 1	0- 0	9- 0		
4- 0	0- 0	0- 0		HOME		0- 0	0- 0	4- 0		
4- 1	0- 0	0- 1		AWAY		0- 0	0- 0	4- 0		
1- 1	0- 0	0- 0		NEUTRAL		0- 1	0- 0	1- 0		
9- 2	0- 0	0- 1		NON-CONFERENCE		0- 1	0- 0	9- 0		
4- 0	0- 0	0- 0		HOME		0- 0	0- 0	4- 0		
4- 1	0- 0	0- 1		AWAY		0- 0	0- 0	4- 0		
1- 1	0- 0	0- 0		NEUTRAL		0- 1	0- 0	1- 0		
0- 0	0- 0	0- 0		CONFERENCE		0- 0	0- 0	0- 0		
0- 0	0- 0	0- 0		HOME		0- 0	0- 0	0- 0		
0- 0	0- 0	0- 0		AWAY		0- 0	0- 0	0- 0		
0- 0	0- 0	0- 0		NEUTRAL		0- 0	0- 0	0- 0		

RPI 1-25				RPI 26-50				RPI 51-100				RPI 101+				Team's RPI: 117	
RPI	S	Opponent	Score	RPI	S	Opponent	Score	RPI	S	Opponent	Score	RPI	S	Opponent	Score		
				36	A	Miami (FL)	56 79					167	A	Cornell	59 56		
												190	H	Eastern Mich.	78 67		
												226	A	Delaware St.	75 66		
												229	H	Lafayette	74 64		
												238	H	Niagara	74 55		
												257	H	St. Bonaventure	78 67		
												288	A	Siena	89 62		
												298	N	Grambling	88 67		
												339	A	Fairleigh Dickinson	60 48		
LAST 10 Division I																	
				298	N	Grambling	88 67					167	A	Cornell	59 56		
				75	N	Austin Peay	63 80					190	H	Eastern Mich.	78 67		
				36	A	Miami (FL)	56 79					257	H	St. Bonaventure	78 67		
				238	H	Niagara	74 55					339	A	Fairleigh Dickinson	60 48		
				229	H	Lafayette	74 64					226	A	Delaware St.	75 66		

Non-Div I Games:	Bloomsburg	70	45
------------------	------------	----	----

Binghamton

Loss, Non-Conf, S Site, H Home A Away N Neutral

Average RPI Win:	210	WON-LOST	WINNING	LAST 10	STRENGTH OF	OPP. STRENGTH	TEAM	ADJ.	CONF.	ADJ CONF.
Average RPI Loss:	28	RECORD	PCT. RANK	GAMES	SCHEDULE	OF SCHEDULE	RPI	RPI	RPI	RPI
DIV. I ONLY	7- 4	99	6-4	85	59	74	74	23	23	
DIV. I NON-CONF.	5- 4	141	4-4	79	24	92	92	24	24	
TOTALS	RPI 1-25	RPI 26-50	W-L RECORDS	RPI 51-100	RPI 101-150	RPI 150+				
7- 4	0- 3	0- 0	OVERALL	0- 1	2- 0	5- 0				
4- 2	0- 1	0- 0	HOME	0- 1	2- 0	2- 0				
3- 2	0- 2	0- 0	AWAY	0- 0	0- 0	3- 0				
0- 0	0- 0	0- 0	NEUTRAL	0- 0	0- 0	0- 0				
5- 4	0- 3	0- 0	NON-CONFERENCE	0- 1	2- 0	3- 0				
3- 2	0- 1	0- 0	HOME	0- 1	2- 0	1- 0				
2- 2	0- 2	0- 0	AWAY	0- 0	0- 0	2- 0				
0- 0	0- 0	0- 0	NEUTRAL	0- 0	0- 0	0- 0				
2- 0	0- 0	0- 0	CONFERENCE	0- 0	0- 0	2- 0				
1- 0	0- 0	0- 0	HOME	0- 0	0- 0	1- 0				
1- 0	0- 0	0- 0	AWAY	0- 0	0- 0	1- 0				
0- 0	0- 0	0- 0	NEUTRAL	0- 0	0- 0	0- 0				

RPI 1-25				RPI 26-50				RPI 51-100 Team's RPI: 74				RPI 101+			
RPI	S	Opponent	Score	RPI	S	Opponent	Score	RPI	S	Opponent	Score	RPI	S	Opponent	Score
3	H	Missouri St.	69 72					87	H	Washington St.	68 80	114	H	BYU	66 55
4	A	Louisville	82 98									144	H	Portland St.	82 57
17	A	TCU	65 77									163	A	UAB	83 81
												164	H	New Mexico	83 82
												250	A	Eastern Wash.	63 61
												289	A	Colorado St.	72 69
												347	H	Utah Valley	77 69
LAST 10 Division I															
250	A	Eastern Wash.	63 61	164	H	New Mexico	83 82								
114	H	BYU	66 55	17	A	TCU	65 77								
289	A	Colorado St.	72 69	347	H	Utah Valley	77 69								
163	A	UAB	83 81	4	A	Louisville	82 98								
3	H	Missouri St.	69 72	87	H	Washington St.	68 80								

Non-Div I Games: Lewis-Clark St. 88 34 Western Ore. 75 32

Boise St.

Loss, Non-Conf, S Site, H Home A Away N Neutral

Average RPI Win:	208	WON-LOST	WINNING	LAST 10	STRENGTH OF	OPP. STRENGTH	TEAM	ADJ.	CONF.	ADJ CONF.
Average RPI Loss:	44	RECORD	PCT. RANK	GAMES	SCHEDULE	OF SCHEDULE	RPI	RPI	RPI	RPI
DIV. I ONLY	7- 5	135	5-5	126	33	88	88	3	3	
DIV. I NON-CONF.	7- 4	99	5-4	136	61	83	83	3	3	
TOTALS	RPI 1-25	RPI 26-50	W-L RECORDS	RPI 51-100	RPI 101-150	RPI 150+				
7- 5	0- 2	0- 1	OVERALL	0- 2	1- 0	6- 0				
5- 0	0- 0	0- 0	HOME	0- 0	1- 0	4- 0				
1- 4	0- 2	0- 0	AWAY	0- 2	0- 0	1- 0				
1- 1	0- 0	0- 1	NEUTRAL	0- 0	0- 0	1- 0				
7- 4	0- 1	0- 1	NON-CONFERENCE	0- 2	1- 0	6- 0				
5- 0	0- 0	0- 0	HOME	0- 0	1- 0	4- 0				
1- 3	0- 1	0- 0	AWAY	0- 2	0- 0	1- 0				
1- 1	0- 0	0- 1	NEUTRAL	0- 0	0- 0	1- 0				
0- 1	0- 1	0- 0	CONFERENCE	0- 0	0- 0	0- 0				
0- 0	0- 0	0- 0	HOME	0- 0	0- 0	0- 0				
0- 1	0- 1	0- 0	AWAY	0- 0	0- 0	0- 0				
0- 0	0- 0	0- 0	NEUTRAL	0- 0	0- 0	0- 0				

RPI 1-25				RPI 26-50				RPI 51-100				Team's RPI: 88	RPI 101+			
RPI	S	Opponent	Score	RPI	S	Opponent	Score	RPI	S	Opponent	Score		RPI	S	Opponent	Score
14	A	Northwestern	63 66	39	N	Charlotte	68 84	58	A	Providence	60 76		124	H	Rhode Island	66 55
24	A	Duke	73 85					85	A	Holy Cross	71 80		188	N	Tulane	89 76
													189	H	VCU	87 52
													226	H	Delaware St.	109 69
													232	A	Boston U.	88 57
													240	H	UMass Lowell	89 46
													255	H	St. Francis Brooklyn	106 69
LAST 10 Division I																
226	H	Delaware St.	109 69	14	A	Northwestern	63 66									
232	A	Boston U.	88 57	188	N	Tulane	89 76									
24	A	Duke	73 85	39	N	Charlotte	68 84									
58	A	Providence	60 76	189	H	VCU	87 52									
85	A	Holy Cross	71 80	124	H	Rhode Island	66 55									

Non-Div I Games:

Boston College

■ Loss,
 ■ Non-Conf,
 ■ S Site,
 ■ Home
 ■ A Away
 N Neutral

Average RPI Win:	300	WON-LOST	WINNING	LAST 10	STRENGTH OF	OPP. STRENGTH	TEAM	ADJ.	CONF.	ADJ CONF.
Average RPI Loss:	139	RECORD	PCT. RANK	GAMES	SCHEDULE	OF SCHEDULE	RPI	RPI	RPI	RPI
DIV. I ONLY	3- 6	235	3-6	179	315	232	232	13	13	
DIV. I NON-CONF.	3- 6	234	3-6	181	314	231	231	13	13	
TOTALS	RPI 1-25	RPI 26-50	W-L RECORDS	RPI 51-100	RPI 101-150	RPI 150+				
3- 6	0- 0	0- 0	OVERALL	0- 3	0- 0	3- 3				
0- 4	0- 0	0- 0	HOME	0- 2	0- 0	0- 2				
3- 2	0- 0	0- 0	AWAY	0- 1	0- 0	3- 1				
0- 0	0- 0	0- 0	NEUTRAL	0- 0	0- 0	0- 0				
3- 6	0- 0	0- 0	NON-CONFERENCE	0- 3	0- 0	3- 3				
0- 4	0- 0	0- 0	HOME	0- 2	0- 0	0- 2				
3- 2	0- 0	0- 0	AWAY	0- 1	0- 0	3- 1				
0- 0	0- 0	0- 0	NEUTRAL	0- 0	0- 0	0- 0				
0- 0	0- 0	0- 0	CONFERENCE	0- 0	0- 0	0- 0				
0- 0	0- 0	0- 0	HOME	0- 0	0- 0	0- 0				
0- 0	0- 0	0- 0	AWAY	0- 0	0- 0	0- 0				
0- 0	0- 0	0- 0	NEUTRAL	0- 0	0- 0	0- 0				

RPI 1-25				RPI 26-50				RPI 51-100				RPI 101+				Team's RPI: 232	
RPI	S	Opponent	Score	RPI	S	Opponent	Score	RPI	S	Opponent	Score	RPI	S	Opponent	Score		
								51	A	California	62	73	161	H	Harvard	39	66
								79	H	Marist	75	89	174	H	Massachusetts	45	58
								88	H	Boston College	57	88	239	A	Maine	62	49
													278	A	UC Davis	68	75
													328	A	Albany (NY)	60	58
													333	A	New Hampshire	78	64
LAST 10 Division I																	
				88	H	Boston College	57	88	278	A	UC Davis	68	75				
				174	H	Massachusetts	45	58	161	H	Harvard	39	66				
				51	A	California	62	73	328	A	Albany (NY)	60	58				
				79	H	Marist	75	89	239	A	Maine	62	49				
									333	A	New Hampshire	78	64				

Non-Div I Games:

Boston U.

■ Loss,
 ■ Non-Conf,
 ■ S Site,
 ■ H Home
 ■ A Away
 N Neutral

Bowling Green

Through Games Of Dec. 20, 2019

Average RPI Win:	235	WON-LOST	WINNING	LAST 10	STRENGTH OF	OPP. STRENGTH	TEAM	ADJ.	CONF.	ADJ CONF.
Average RPI Loss:	104	RECORD	PCT. RANK	GAMES	SCHEDULE	OF SCHEDULE	RPI	RPI	RPI	RPI
DIV. I ONLY	5- 4	143	5-4	100	268	109	109	10	10	
DIV. I NON-CONF.	5- 4	141	5-4	100	270	109	109	10	10	
TOTALS	RPI 1-25	RPI 26-50	W-L RECORDS	RPI 51-100	RPI 101-150	RPI 150+				
5- 4	0- 0	0- 0	OVERALL	0- 2	1- 2	4- 0				
2- 0	0- 0	0- 0	HOME	0- 0	1- 0	1- 0				
2- 2	0- 0	0- 0	AWAY	0- 1	0- 1	2- 0				
1- 2	0- 0	0- 0	NEUTRAL	0- 1	0- 1	1- 0				
5- 4	0- 0	0- 0	NON-CONFERENCE	0- 2	1- 2	4- 0				
2- 0	0- 0	0- 0	HOME	0- 0	1- 0	1- 0				
2- 2	0- 0	0- 0	AWAY	0- 1	0- 1	2- 0				
1- 2	0- 0	0- 0	NEUTRAL	0- 1	0- 1	1- 0				
0- 0	0- 0	0- 0	CONFERENCE	0- 0	0- 0	0- 0				
0- 0	0- 0	0- 0	HOME	0- 0	0- 0	0- 0				
0- 0	0- 0	0- 0	AWAY	0- 0	0- 0	0- 0				
0- 0	0- 0	0- 0	NEUTRAL	0- 0	0- 0	0- 0				

RPI 1-25			RPI 26-50			RPI 51-100			RPI 101+			Team's RPI: 109
RPI	S	Opponent	Score	RPI	S	Opponent	Score	RPI	S	Opponent	Score	
						59 A Loyola Chicago	76 84	126 N San Francisco	56 64			
						95 N Green Bay	54 73	133 H Cleveland St.	89 62			
								136 A Valparaiso	90 95			
								193 A Milwaukee	63 51			
								241 N California Baptist	98 60			
								302 H Morehead St.	79 65			
								307 A Marshall	82 69			
LAST 10 Division I												
59 A		Loyola Chicago	76 84	126 N		San Francisco	56 64					
193 A		Milwaukee	63 51	95 N		Green Bay	54 73					
307 A		Marshall	82 69	136 A		Valparaiso	90 95					
241 N		California Baptist	98 60	302 H		Morehead St.	79 65					
				133 H		Cleveland St.	89 62					

Non-Div I Games: Notre Dame (OH) 88 54

Bowling Green

■ Loss,
 ■ Non-Conf,
 ■ S Site,
 ■ H Home
 ■ A Away
 N Neutral

Average RPI Win: 200		WON-LOST	WINNING	LAST 10	STRENGTH OF	OPP. STRENGTH	TEAM	ADJ.	CONF.	ADJ CONF.
Average RPI Loss: 83		RECORD	PCT. RANK	GAMES	SCHEDULE	OF SCHEDULE	RPI	RPI	RPI	RPI
DIV. I ONLY		7- 2	56	7-2	263	111	99	99	7	7
DIV. I NON-CONF.		7- 2	55	7-2	263	111	99	99	7	7
TOTALS	RPI 1-25	RPI 26-50		W-L RECORDS		RPI 51-100	RPI 101-150		RPI 150+	
7- 2	0- 0	0- 1		OVERALL		1- 0	1- 1		5- 0	
3- 0	0- 0	0- 0		HOME		0- 0	1- 0		2- 0	
2- 1	0- 0	0- 1		AWAY		0- 0	0- 0		2- 0	
2- 1	0- 0	0- 0		NEUTRAL		1- 0	0- 1		1- 0	
7- 2	0- 0	0- 1		NON-CONFERENCE		1- 0	1- 1		5- 0	
3- 0	0- 0	0- 0		HOME		0- 0	1- 0		2- 0	
2- 1	0- 0	0- 1		AWAY		0- 0	0- 0		2- 0	
2- 1	0- 0	0- 0		NEUTRAL		1- 0	0- 1		1- 0	
0- 0	0- 0	0- 0		CONFERENCE		0- 0	0- 0		0- 0	
0- 0	0- 0	0- 0		HOME		0- 0	0- 0		0- 0	
0- 0	0- 0	0- 0		AWAY		0- 0	0- 0		0- 0	
0- 0	0- 0	0- 0		NEUTRAL		0- 0	0- 0		0- 0	

RPI 1-25				RPI 26-50				RPI 51-100				RPI 101+			
RPI	S	Opponent	Score	RPI	S	Opponent	Score	RPI	S	Opponent	Score	RPI	S	Opponent	Score
				37	A	Michigan	57 77	76	N	Richmond	61 57	129	N	Liberty	63 75
												135	H	Miami (OH)	79 68
												152	N	George Mason	61 59
												223	A	Western Ill.	84 49
												259	H	Jackson St.	78 69
												268	A	Oakland	74 58
												286	H	North Dakota St.	70 64
LAST 10 Division I															
				129	N	Liberty	63 75	135	H	Miami (OH)	79 68				
				259	H	Jackson St.	78 69	223	A	Western Ill.	84 49				
				286	H	North Dakota St.	70 64	37	A	Michigan	57 77				
				76	N	Richmond	61 57	268	A	Oakland	74 58				
				152	N	George Mason	61 59								

Non-Div I Games:	Eureka	101	39
------------------	--------	-----	----

Bradley

■ Loss, ■ Non-Conf, S Site, H Home A Away N Neutral

**B
r
o
w
n**

B
r
o
w
n

Brown

Page 31

Average RPI Win:	318	WON-LOST	WINNING	LAST 10	STRENGTH OF	OPP. STRENGTH	TEAM	ADJ.	CONF.	ADJ CONF.
Average RPI Loss:	180	RECORD	PCT. RANK	GAMES	SCHEDULE	OF SCHEDULE	RPI	RPI	RPI	RPI
DIV. I ONLY	2- 8	301	2-8	221	329	311	311	30	30	
DIV. I NON-CONF.	2- 8	300	2-8	223	330	312	312	30	30	
TOTALS	RPI 1-25	RPI 26-50	W-L RECORDS	RPI 51-100	RPI 101-150	RPI 150+				
2- 8	0- 0	0- 1	OVERALL	0- 2	0- 1	2- 4				
1- 4	0- 0	0- 0	HOME	0- 1	0- 0	1- 3				
1- 4	0- 0	0- 1	AWAY	0- 1	0- 1	1- 1				
0- 0	0- 0	0- 0	NEUTRAL	0- 0	0- 0	0- 0				
2- 8	0- 0	0- 1	NON-CONFERENCE	0- 2	0- 1	2- 4				
1- 4	0- 0	0- 0	HOME	0- 1	0- 0	1- 3				
1- 4	0- 0	0- 1	AWAY	0- 1	0- 1	1- 1				
0- 0	0- 0	0- 0	NEUTRAL	0- 0	0- 0	0- 0				
0- 0	0- 0	0- 0	CONFERENCE	0- 0	0- 0	0- 0				
0- 0	0- 0	0- 0	HOME	0- 0	0- 0	0- 0				
0- 0	0- 0	0- 0	AWAY	0- 0	0- 0	0- 0				
0- 0	0- 0	0- 0	NEUTRAL	0- 0	0- 0	0- 0				

RPI S	Opponent	Score	RPI S	Opponent	Score	RPI S	Opponent	Score	RPI S	Opponent	Score	Team's RPI: 311
45	A Minnesota	56 101	58	H Providence	32 76	118	A Illinois	55 69	240	H UMass Lowell	35 55	
			85	A Holy Cross	75 87	256	A Vermont	66 71	308	A Brown	45 44	
						308	H Brown	50 56	328	H Albany (NY)	68 55	
						333	H New Hampshire	56 68				
LAST 10 Division I												
308	H Brown	50 56	328	H Albany (NY)	68 55							
58	H Providence	32 76	85	A Holy Cross	75 87							
240	H UMass Lowell	35 55	256	A Vermont	66 71							
45	A Minnesota	56 101	333	H New Hampshire	56 68							
118	A Illinois	55 69	308	A Brown	45 44							

Non-Div I Games:

Bryant

Average RPI Win:	167	WON-LOST	WINNING	LAST 10	STRENGTH OF	OPP. STRENGTH	TEAM	ADJ.	CONF.	ADJ CONF.
Average RPI Loss:	101	RECORD	PCT. RANK	GAMES	SCHEDULE	OF SCHEDULE	RPI	RPI	RPI	RPI
DIV. I ONLY	6- 3	88	6-3	229	12	107	107	13	13	
DIV. I NON-CONF.	6- 3	86	6-3	232	11	107	107	13	13	
TOTALS	RPI 1-25	RPI 26-50	W-L RECORDS	RPI 51-100	RPI 101-150	RPI 150+				
6- 3	0- 1	0- 0	OVERALL	1- 1	1- 0	4- 1				
3- 1	0- 0	0- 0	HOME	1- 1	0- 0	2- 0				
1- 2	0- 1	0- 0	AWAY	0- 0	0- 0	1- 1				
2- 0	0- 0	0- 0	NEUTRAL	0- 0	1- 0	1- 0				
6- 3	0- 1	0- 0	NON-CONFERENCE	1- 1	1- 0	4- 1				
3- 1	0- 0	0- 0	HOME	1- 1	0- 0	2- 0				
1- 2	0- 1	0- 0	AWAY	0- 0	0- 0	1- 1				
2- 0	0- 0	0- 0	NEUTRAL	0- 0	1- 0	1- 0				
0- 0	0- 0	0- 0	CONFERENCE	0- 0	0- 0	0- 0				
0- 0	0- 0	0- 0	HOME	0- 0	0- 0	0- 0				
0- 0	0- 0	0- 0	AWAY	0- 0	0- 0	0- 0				
0- 0	0- 0	0- 0	NEUTRAL	0- 0	0- 0	0- 0				

RPI 1-25				RPI 26-50				RPI 51-100				RPI 101+ Team's RPI: 107			
RPI	S	Opponent	Score	RPI	S	Opponent	Score	RPI	S	Opponent	Score	RPI	S	Opponent	Score
22	A	Virginia	60 84					62	H	Temple	61 72	125	N	Cincinnati	56 48
								63	H	Drexel	60 49	152	A	George Mason	64 51
												198	N	Howard	70 60
												209	H	Monmouth	71 37
												218	A	Quinnipiac	69 76
												257	H	St. Bonaventure	68 60
LAST 10 Division I															
152	A	George Mason	64 51	63	H	Drexel	60 49	257	H	St. Bonaventure	68 60				
125	N	Cincinnati	56 48	209	H	Monmouth	71 37	22	A	Virginia	60 84				
198	N	Howard	70 60												
62	H	Temple	61 72												
218	A	Quinnipiac	69 76												

Non-Div I Games:

Bucknell

■ Loss,
 ■ Non-Conf, S Site,
 ■ Home
 ■ Away
 N Neutral

Buffalo

Through Games Of Dec. 20, 2019

Average RPI Win:	220	WON-LOST	WINNING	LAST 10	STRENGTH OF	OPP. STRENGTH	TEAM	ADJ.	CONF.	ADJ CONF.
Average RPI Loss:	112	RECORD	PCT. RANK	GAMES	SCHEDULE	OF SCHEDULE	RPI	RPI	RPI	RPI
DIV. I ONLY	8- 2	46	8-2	259	141	78	78	10	10	
DIV. I NON-CONF.	8- 2	46	8-2	261	141	77	77	10	10	
TOTALS	RPI 1-25	RPI 26-50	W-L RECORDS	RPI 51-100	RPI 101-150	RPI 150+				
8- 2	0- 1	0- 0	OVERALL	1- 0	1- 0	6- 1				
4- 0	0- 0	0- 0	HOME	0- 0	1- 0	3- 0				
2- 2	0- 1	0- 0	AWAY	0- 0	0- 0	2- 1				
2- 0	0- 0	0- 0	NEUTRAL	1- 0	0- 0	1- 0				
8- 2	0- 1	0- 0	NON-CONFERENCE	1- 0	1- 0	6- 1				
4- 0	0- 0	0- 0	HOME	0- 0	1- 0	3- 0				
2- 2	0- 1	0- 0	AWAY	0- 0	0- 0	2- 1				
2- 0	0- 0	0- 0	NEUTRAL	1- 0	0- 0	1- 0				
0- 0	0- 0	0- 0	CONFERENCE	0- 0	0- 0	0- 0				
0- 0	0- 0	0- 0	HOME	0- 0	0- 0	0- 0				
0- 0	0- 0	0- 0	AWAY	0- 0	0- 0	0- 0				
0- 0	0- 0	0- 0	NEUTRAL	0- 0	0- 0	0- 0				

RPI 1-25				RPI 26-50				RPI 51-100 Team's RPI: 78				RPI 101+			
RPI	S	Opponent	Score	RPI	S	Opponent	Score	RPI	S	Opponent	Score	RPI	S	Opponent	Score
2	A	Stanford	69 88					63	N	Drexel	63 59	137	H	Dayton	67 59
												153	H	Columbia	82 75
												221	A	San Jose St.	88 95
												237	N	American	73 55
												238	A	Niagara	81 67
												257	A	St. Bonaventure	46 36
												338	H	Central Conn. St.	61 56
												340	H	Canisius	71 55
LAST 10 Division I															
237	N	American	73 55	137	H	Dayton	67 59								
63	N	Drexel	63 59	257	A	St. Bonaventure	46 36								
2	A	Stanford	69 88	340	H	Canisius	71 55								
221	A	San Jose St.	88 95	238	A	Niagara	81 67								
153	H	Columbia	82 75	338	H	Central Conn. St.	61 56								

Non-Div I Games:

Buffalo

■ Loss,
 ■ Non-Conf,
 ■ S Site,
 ■ H Home
 ■ A Away
 N Neutral

Average RPI Win:	185	WON-LOST	WINNING	LAST 10	STRENGTH OF	OPP. STRENGTH	TEAM	ADJ.	CONF.	ADJ CONF.
Average RPI Loss:	43	RECORD	PCT. RANK	GAMES	SCHEDULE	OF SCHEDULE	RPI	RPI	RPI	RPI
DIV. I ONLY	7- 3	79	7-3	131	42	97	97	6	6	
DIV. I NON-CONF.	7- 3	78	7-3	129	42	97	97	6	6	
TOTALS	RPI 1-25	RPI 26-50	W-L RECORDS	RPI 51-100	RPI 101-150	RPI 150+				
7- 3	0- 1	0- 0	OVERALL	1- 2	2- 0	4- 0				
6- 1	0- 1	0- 0	HOME	1- 0	1- 0	4- 0				
0- 1	0- 0	0- 0	AWAY	0- 1	0- 0	0- 0				
1- 1	0- 0	0- 0	NEUTRAL	0- 1	1- 0	0- 0				
7- 3	0- 1	0- 0	NON-CONFERENCE	1- 2	2- 0	4- 0				
6- 1	0- 1	0- 0	HOME	1- 0	1- 0	4- 0				
0- 1	0- 0	0- 0	AWAY	0- 1	0- 0	0- 0				
1- 1	0- 0	0- 0	NEUTRAL	0- 1	1- 0	0- 0				
0- 0	0- 0	0- 0	CONFERENCE	0- 0	0- 0	0- 0				
0- 0	0- 0	0- 0	HOME	0- 0	0- 0	0- 0				
0- 0	0- 0	0- 0	AWAY	0- 0	0- 0	0- 0				
0- 0	0- 0	0- 0	NEUTRAL	0- 0	0- 0	0- 0				

RPI 1-25				RPI 26-50				RPI 51-100 Team's RPI: 97				RPI 101+			
RPI	S	Opponent	Score	RPI	S	Opponent	Score	RPI	S	Opponent	Score	RPI	S	Opponent	Score
10	H	Indiana	53 64					52	N	Georgia	36 69	111	H	Akron	76 55
								60	H	IUPUI	64 61	112	N	Ohio	60 55
								68	A	Ball St.	70 74	185	H	Eastern Ky.	73 41
												208	H	Wagner	74 58
												299	H	High Point	74 52
												323	H	Detroit Mercy	82 60
LAST 10 Division I															
111	H	Akron	76 55	299	H	High Point	74 52								
112	N	Ohio	60 55	10	H	Indiana	53 64								
52	N	Georgia	36 69	185	H	Eastern Ky.	73 41								
68	A	Ball St.	70 74	323	H	Detroit Mercy	82 60								
60	H	IUPUI	64 61	208	H	Wagner	74 58								

Non-Div I Games:

Butler

CSU Bakersfield

Through Games Of Dec. 20, 2019

Average RPI Win:	225	WON-LOST	WINNING	LAST 10	STRENGTH OF	OPP. STRENGTH	TEAM	ADJ.	CONF.	ADJ CONF.
Average RPI Loss:	81	RECORD	PCT. RANK	GAMES	SCHEDULE	OF SCHEDULE	RPI	RPI	RPI	RPI
DIV. I ONLY	5- 3	116	5-3	90	195	89	89	32	32	
DIV. I NON-CONF.	5- 3	115	5-3	90	198	88	88	32	32	
TOTALS	RPI 1-25	RPI 26-50	W-L RECORDS	RPI 51-100	RPI 101-150	RPI 150+				
5- 3	0- 1	0- 0	OVERALL	1- 1	0- 1	4- 0				
5- 0	0- 0	0- 0	HOME	1- 0	0- 0	4- 0				
0- 3	0- 1	0- 0	AWAY	0- 1	0- 1	0- 0				
0- 0	0- 0	0- 0	NEUTRAL	0- 0	0- 0	0- 0				
5- 3	0- 1	0- 0	NON-CONFERENCE	1- 1	0- 1	4- 0				
5- 0	0- 0	0- 0	HOME	1- 0	0- 0	4- 0				
0- 3	0- 1	0- 0	AWAY	0- 1	0- 1	0- 0				
0- 0	0- 0	0- 0	NEUTRAL	0- 0	0- 0	0- 0				
0- 0	0- 0	0- 0	CONFERENCE	0- 0	0- 0	0- 0				
0- 0	0- 0	0- 0	HOME	0- 0	0- 0	0- 0				
0- 0	0- 0	0- 0	AWAY	0- 0	0- 0	0- 0				
0- 0	0- 0	0- 0	NEUTRAL	0- 0	0- 0	0- 0				

RPI 1-25				RPI 26-50				RPI 51-100				Team's RPI: 89				RPI 101+			
RPI	S	Opponent	Score	RPI	S	Opponent	Score	RPI	S	Opponent	Score	RPI	S	Opponent	Score	RPI	S	Opponent	Score
6	A	Gonzaga	48 92					72	H	Pacific	80 70	146	A	Wright St.	60 65				
								90	A	Washington	49 80	207	H	North Texas	61 52				
												221	H	San Jose St.	75 71				
												303	H	UC Santa Barbara	66 62				
												320	H	N.C. Central	80 71				
LAST 10 Division I																			
320	H	N.C. Central	80 71	303	H	UC Santa Barbara	66 62												
221	H	San Jose St.	75 71	72	H	Pacific	80 70												
207	H	North Texas	61 52	90	A	Washington	49 80												
146	A	Wright St.	60 65																
6	A	Gonzaga	48 92																

Non-Div I Games: Fresno Pacific 95 64 Westcliff 100 44 Cal St. Dom. Hills 83 74

CSU Bakersfield

Loss, Non-Conf, S Site, H Home A Away N Neutral

Average RPI Win:	237	WON-LOST	WINNING	LAST 10	STRENGTH OF	OPP. STRENGTH	TEAM	ADJ.	CONF.	ADJ CONF.
Average RPI Loss:	113	RECORD	PCT. RANK	GAMES	SCHEDULE	OF SCHEDULE	RPI	RPI	RPI	RPI
DIV. I ONLY	3- 8	262	3-7	153	79	234	234	25	25	
DIV. I NON-CONF.	3- 8	263	3-7	155	78	233	233	25	25	
TOTALS	RPI 1-25	RPI 26-50	W-L RECORDS	RPI 51-100	RPI 101-150	RPI 150+				
3- 8	0- 2	0- 0	OVERALL	0- 1	0- 3	3- 2				
1- 4	0- 2	0- 0	HOME	0- 0	0- 2	1- 0				
1- 3	0- 0	0- 0	AWAY	0- 1	0- 1	1- 1				
1- 1	0- 0	0- 0	NEUTRAL	0- 0	0- 0	1- 1				
3- 8	0- 2	0- 0	NON-CONFERENCE	0- 1	0- 3	3- 2				
1- 4	0- 2	0- 0	HOME	0- 0	0- 2	1- 0				
1- 3	0- 0	0- 0	AWAY	0- 1	0- 1	1- 1				
1- 1	0- 0	0- 0	NEUTRAL	0- 0	0- 0	1- 1				
0- 0	0- 0	0- 0	CONFERENCE	0- 0	0- 0	0- 0				
0- 0	0- 0	0- 0	HOME	0- 0	0- 0	0- 0				
0- 0	0- 0	0- 0	AWAY	0- 0	0- 0	0- 0				
0- 0	0- 0	0- 0	NEUTRAL	0- 0	0- 0	0- 0				

RPI 1-25				RPI 26-50				RPI 51-100				RPI 101+ Team's RPI: 234			
RPI	S	Opponent	Score	RPI	S	Opponent	Score	RPI	S	Opponent	Score	RPI	S	Opponent	Score
16	H	UCLA	44 58					87	A	Washington St.	61 71	104	H	Southern California	53 69
22	H	Virginia	47 72									126	A	San Francisco	61 79
												128	H	Santa Clara	55 76
												172	H	Portland	73 64
												178	N	SMU	58 68
												241	A	California Baptist	56 64
												269	A	LMU (CA)	56 54
												270	N	Indiana St.	67 59
LAST 10 Division I															
178	N	SMU	58 68	128	H	Santa Clara	55 76								
87	A	Washington St.	61 71	16	H	UCLA	44 58								
172	H	Portland	73 64	269	A	LMU (CA)	56 54								
126	A	San Francisco	61 79	270	N	Indiana St.	67 59								
22	H	Virginia	47 72	241	A	California Baptist	56 64								

Non-Div I Games:

CSUN

 Loss,
 Non-Conf,
 S Site,
 H Home
 A Away
N Neutral

Average RPI Win: 244		WON-LOST	WINNING	LAST 10	STRENGTH OF	OPP. STRENGTH	TEAM	ADJ.	CONF.	ADJ CONF.
Average RPI Loss: 191		RECORD	PCT. RANK	GAMES	SCHEDULE	OF SCHEDULE	RPI	RPI	RPI	RPI
DIV. I ONLY		2- 7	285	2-7	224	325	319	319	25	25
DIV. I NON-CONF.		2- 7	284	2-7	227	324	318	318	25	25
TOTALS		RPI 1-25	RPI 26-50	W-L RECORDS	RPI 51-100	RPI 101-150	RPI 150+			
2- 7	0- 0		0- 0	OVERALL	0- 2	1- 0	1- 5			
2- 3	0- 0		0- 0	HOME	0- 1	1- 0	1- 2			
0- 4	0- 0		0- 0	AWAY	0- 1	0- 0	0- 3			
0- 0	0- 0		0- 0	NEUTRAL	0- 0	0- 0	0- 0			
2- 7	0- 0		0- 0	NON-CONFERENCE	0- 2	1- 0	1- 5			
2- 3	0- 0		0- 0	HOME	0- 1	1- 0	1- 2			
0- 4	0- 0		0- 0	AWAY	0- 1	0- 0	0- 3			
0- 0	0- 0		0- 0	NEUTRAL	0- 0	0- 0	0- 0			
0- 0	0- 0		0- 0	CONFERENCE	0- 0	0- 0	0- 0			
0- 0	0- 0		0- 0	HOME	0- 0	0- 0	0- 0			
0- 0	0- 0		0- 0	AWAY	0- 0	0- 0	0- 0			
0- 0	0- 0		0- 0	NEUTRAL	0- 0	0- 0	0- 0			

RPI 1-25				RPI 26-50				RPI 51-100				RPI 101+			
RPI	S	Opponent	Score	RPI	S	Opponent	Score	RPI	S	Opponent	Score	RPI	S	Opponent	Score
								54	A	Arizona St.	41 66	141	H	Lamar University	57 56
								57	H	Old Dominion	55 61	165	H	Fresno St.	52 79
												179	A	Saint Mary's (CA)	67 84
												258	A	Denver	66 96
												295	A	Pepperdine	53 63
												332	H	Seattle U	49 72
												346	H	Sacramento St.	62 43
LAST 10 Division I															
				54	A	Arizona St.	41 66	332	H	Seattle U	49 72				
				346	H	Sacramento St.	62 43	179	A	Saint Mary's (CA)	67 84				
				258	A	Denver	66 96	141	H	Lamar University	57 56				
				295	A	Pepperdine	53 63	57	H	Old Dominion	55 61				
				165	H	Fresno St.	52 79								

Non-Div I Games:

Cal Poly

Loss, Non-Conf, S Site, H Home A Away N Neutral

Average RPI Win:	245	WON-LOST	WINNING	LAST 10	STRENGTH OF	OPP. STRENGTH	TEAM	ADJ.	CONF.	ADJ CONF.
Average RPI Loss:	193	RECORD	PCT. RANK	GAMES	SCHEDULE	OF SCHEDULE	RPI	RPI	RPI	RPI
DIV. I ONLY	6- 5	154	6-4	298	198	206	206	25	25	
DIV. I NON-CONF.	6- 5	153	6-4	300	201	205	205	25	25	
TOTALS	RPI 1-25	RPI 26-50	W-L RECORDS	RPI 51-100	RPI 101-150	RPI 150+				
6- 5	0- 0	0- 0	OVERALL	0- 0	0- 1	6- 4				
2- 2	0- 0	0- 0	HOME	0- 0	0- 0	2- 2				
4- 3	0- 0	0- 0	AWAY	0- 0	0- 1	4- 2				
0- 0	0- 0	0- 0	NEUTRAL	0- 0	0- 0	0- 0				
6- 5	0- 0	0- 0	NON-CONFERENCE	0- 0	0- 1	6- 4				
2- 2	0- 0	0- 0	HOME	0- 0	0- 0	2- 2				
4- 3	0- 0	0- 0	AWAY	0- 0	0- 1	4- 2				
0- 0	0- 0	0- 0	NEUTRAL	0- 0	0- 0	0- 0				
0- 0	0- 0	0- 0	CONFERENCE	0- 0	0- 0	0- 0				
0- 0	0- 0	0- 0	HOME	0- 0	0- 0	0- 0				
0- 0	0- 0	0- 0	AWAY	0- 0	0- 0	0- 0				
0- 0	0- 0	0- 0	NEUTRAL	0- 0	0- 0	0- 0				

RPI 1-25				RPI 26-50				RPI 51-100				RPI 101+ Team's RPI: 206			
RPI	S	Opponent	Score	RPI	S	Opponent	Score	RPI	S	Opponent	Score	RPI	S	Opponent	Score
												126	A	San Francisco	63 71
												166	H	Montana	69 71
												176	A	Southern Utah	63 79
												191	H	Utah St.	83 62
												203	H	Delaware	55 72
												220	A	San Diego	72 67
												241	H	California Baptist	97 93
												269	A	LMU (CA)	79 74
												271	A	Grand Canyon	80 70
												279	A	UNLV	64 58
												296	A	San Diego St.	45 55
LAST 10 Division I															
				271	A	Grand Canyon	80 70					241	H	California Baptist	97 93
				191	H	Utah St.	83 62					220	A	San Diego	72 67
				296	A	San Diego St.	45 55					126	A	San Francisco	63 71
				269	A	LMU (CA)	79 74					166	H	Montana	69 71
				279	A	UNLV	64 58					203	H	Delaware	55 72

Non-Div I Games:

Cal St. Fullerton

■ Loss,
 ■ Non-Conf,
 ■ S Site,
 ■ H Home
 ■ A Away
 N Neutral

California

Through Games Of Dec. 20, 2019

Average RPI Win:	215	WON-LOST	WINNING	LAST 10	STRENGTH OF	OPP. STRENGTH	TEAM	ADJ.	CONF.	ADJ CONF.
Average RPI Loss:	81	RECORD	PCT. RANK	GAMES	SCHEDULE	OF SCHEDULE	RPI	RPI	RPI	RPI
DIV. I ONLY	7- 2	56	7-2	147	147	51	51	1	1	
DIV. I NON-CONF.	7- 2	55	7-2	148	148	52	52	1	1	
TOTALS	RPI 1-25	RPI 26-50	W-L RECORDS	RPI 51-100	RPI 101-150	RPI 150+				
7- 2	0- 1	1- 0	OVERALL	0- 0	1- 0	5- 1				
6- 0	0- 0	1- 0	HOME	0- 0	1- 0	4- 0				
1- 2	0- 1	0- 0	AWAY	0- 0	0- 0	1- 1				
0- 0	0- 0	0- 0	NEUTRAL	0- 0	0- 0	0- 0				
7- 2	0- 1	1- 0	NON-CONFERENCE	0- 0	1- 0	5- 1				
6- 0	0- 0	1- 0	HOME	0- 0	1- 0	4- 0				
1- 2	0- 1	0- 0	AWAY	0- 0	0- 0	1- 1				
0- 0	0- 0	0- 0	NEUTRAL	0- 0	0- 0	0- 0				
0- 0	0- 0	0- 0	CONFERENCE	0- 0	0- 0	0- 0				
0- 0	0- 0	0- 0	HOME	0- 0	0- 0	0- 0				
0- 0	0- 0	0- 0	AWAY	0- 0	0- 0	0- 0				
0- 0	0- 0	0- 0	NEUTRAL	0- 0	0- 0	0- 0				

RPI 1-25				RPI 26-50				RPI 51-100				RPI 101+			
RPI	S	Opponent	Score	RPI	S	Opponent	Score	RPI	S	Opponent	Score	RPI	S	Opponent	Score
1	A	UConn	61 72	34	H	Arkansas	84 80					128	H	Santa Clara	69 65
												161	A	Harvard	53 56
												232	H	Boston U.	73 62
												244	H	Long Beach St.	68 45
												252	H	UC Riverside	84 61
												296	A	San Diego St.	74 48
												320	H	N.C. Central	90 69
LAST 10 Division I															
296	A	San Diego St.	74 48	128	H	Santa Clara	69 65								
252	H	UC Riverside	84 61	232	H	Boston U.	73 62								
1	A	UConn	61 72	244	H	Long Beach St.	68 45								
161	A	Harvard	53 56	320	H	N.C. Central	90 69								
				34	H	Arkansas	84 80								

Non-Div I Games:

California

■ Loss,
 ■ Non-Conf, S Site,
 ■ Home
 ■ Away
 N Neutral

California Sports				Through Games Of Dec. 10, 1919						
Average RPI Win:	245	WON-LOST	WINNING	LAST 10	STRENGTH OF	OPP. STRENGTH	TEAM	ADJ.	CONF.	ADJ CONF.
Average RPI Loss:	162	RECORD	PCT. RANK	GAMES	SCHEDULE	OF SCHEDULE	RPI	RPI	RPI	RPI
DIV. I ONLY	6- 6	162	4-6	268	154	241	241	32	32	
DIV. I NON-CONF.	6- 6	160	4-6	269	155	240	240	32	32	
TOTALS	RPI 1-25		RPI 26-50	W-L RECORDS	RPI 51-100	RPI 101-150	RPI 150+			
6- 6	0- 1		0- 0	OVERALL	0- 0	0- 2	6- 3			
5- 1	0- 0		0- 0	HOME	0- 0	0- 0	5- 1			
1- 2	0- 0		0- 0	AWAY	0- 0	0- 0	1- 2			
0- 3	0- 1		0- 0	NEUTRAL	0- 0	0- 2	0- 0			
6- 6	0- 1		0- 0	NON-CONFERENCE	0- 0	0- 2	6- 3			
5- 1	0- 0		0- 0	HOME	0- 0	0- 0	5- 1			
1- 2	0- 0		0- 0	AWAY	0- 0	0- 0	1- 2			
0- 3	0- 1		0- 0	NEUTRAL	0- 0	0- 2	0- 0			
0- 0	0- 0		0- 0	CONFERENCE	0- 0	0- 0	0- 0			
0- 0	0- 0		0- 0	HOME	0- 0	0- 0	0- 0			
0- 0	0- 0		0- 0	AWAY	0- 0	0- 0	0- 0			
0- 0	0- 0		0- 0	NEUTRAL	0- 0	0- 0	0- 0			

[illegible]

Non-Div I Games:	Ottawa (AZ)	103	75	LIFE Pacific	93	48
------------------	-------------	-----	----	--------------	----	----

California Baptist

Loss, Non-Conf, S Site, H Home A Away N Neutral

Average RPI Win:	215	WON-LOST	WINNING	LAST 10	STRENGTH OF	OPP. STRENGTH	TEAM	ADJ.	CONF.	ADJ CONF.
Average RPI Loss:	182	RECORD	PCT. RANK	GAMES	SCHEDULE	OF SCHEDULE	RPI	RPI	RPI	RPI
DIV. I ONLY	3- 3	162	3-3	250	243	184	184	29	29	
DIV. I NON-CONF.	3- 3	160	3-3	253	246	184	184	29	29	
TOTALS	RPI 1-25	RPI 26-50	W-L RECORDS	RPI 51-100	RPI 101-150	RPI 150+				
3- 3	0- 0	0- 0	OVERALL	0- 1	1- 0	2- 2				
2- 0	0- 0	0- 0	HOME	0- 0	1- 0	1- 0				
1- 3	0- 0	0- 0	AWAY	0- 1	0- 0	1- 2				
0- 0	0- 0	0- 0	NEUTRAL	0- 0	0- 0	0- 0				
3- 3	0- 0	0- 0	NON-CONFERENCE	0- 1	1- 0	2- 2				
2- 0	0- 0	0- 0	HOME	0- 0	1- 0	1- 0				
1- 3	0- 0	0- 0	AWAY	0- 1	0- 0	1- 2				
0- 0	0- 0	0- 0	NEUTRAL	0- 0	0- 0	0- 0				
0- 0	0- 0	0- 0	CONFERENCE	0- 0	0- 0	0- 0				
0- 0	0- 0	0- 0	HOME	0- 0	0- 0	0- 0				
0- 0	0- 0	0- 0	AWAY	0- 0	0- 0	0- 0				
0- 0	0- 0	0- 0	NEUTRAL	0- 0	0- 0	0- 0				

RPI 1-25			RPI 26-50			RPI 51-100			RPI 101+			Team's RPI: 184
RPI	S	Opponent	Score	RPI	S	Opponent	Score	RPI	S	Opponent	Score	
						57	A Old Dominion	44	59	122	H UNC Greensboro	72 64
										169	A Wake Forest	46 74
										197	H Kennesaw St.	63 51
										320	A N.C. Central	64 67
										326	A Western Caro.	61 40
LAST 10 Division I												
						169	A Wake Forest	46	74	122	H UNC Greensboro	72 64
										197	H Kennesaw St.	63 51
										320	A N.C. Central	64 67
										326	A Western Caro.	61 40
						57	A Old Dominion	44	59			

Non-Div I Games: St. Andrews 122 56 Bluefield Col. 65 41

Campbell

Loss, Non-Conf, S Site, H Home A Away N Neutral

Average RPI Win:	257	WON-LOST	WINNING	LAST 10	STRENGTH OF	OPP. STRENGTH	TEAM	ADJ.	CONF.	ADJ CONF.
Average RPI Loss:	199	RECORD	PCT. RANK	GAMES	SCHEDULE	OF SCHEDULE	RPI	RPI	RPI	RPI
DIV. I ONLY	1- 7	319	1-7	292	270	340	340	24	24	
DIV. I NON-CONF.	1- 7	319	1-7	294	272	340	340	23	23	
TOTALS	RPI 1-25	RPI 26-50	W-L RECORDS	RPI 51-100	RPI 101-150	RPI 150+				
1- 7	0- 0	0- 0	OVERALL	0- 2	0- 0	1- 5				
1- 2	0- 0	0- 0	HOME	0- 1	0- 0	1- 1				
0- 4	0- 0	0- 0	AWAY	0- 1	0- 0	0- 3				
0- 1	0- 0	0- 0	NEUTRAL	0- 0	0- 0	0- 1				
1- 7	0- 0	0- 0	NON-CONFERENCE	0- 2	0- 0	1- 5				
1- 2	0- 0	0- 0	HOME	0- 1	0- 0	1- 1				
0- 4	0- 0	0- 0	AWAY	0- 1	0- 0	0- 3				
0- 1	0- 0	0- 0	NEUTRAL	0- 0	0- 0	0- 1				
0- 0	0- 0	0- 0	CONFERENCE	0- 0	0- 0	0- 0				
0- 0	0- 0	0- 0	HOME	0- 0	0- 0	0- 0				
0- 0	0- 0	0- 0	AWAY	0- 0	0- 0	0- 0				
0- 0	0- 0	0- 0	NEUTRAL	0- 0	0- 0	0- 0				

RPI 1-25				RPI 26-50				RPI 51-100				RPI 101+				Team's RPI: 340	
RPI	S	Opponent	Score	RPI	S	Opponent	Score	RPI	S	Opponent	Score	RPI	S	Opponent	Score		
								66	H	Colgate	69	90	154	A	Youngstown St.	59	87
								78	A	Buffalo	55	71	233	A	Stetson	52	68
													256	A	Vermont	53	76
													257	H	St. Bonaventure	84	82
													275	N	Appalachian St.	57	74
													328	H	Albany (NY)	53	70
LAST 10 Division I																	
				275	N	Appalachian St.	57	74		257	H	St. Bonaventure	84	82			
				233	A	Stetson	52	68		78	A	Buffalo	55	71			
				256	A	Vermont	53	76		154	A	Youngstown St.	59	87			
				328	H	Albany (NY)	53	70									
				66	H	Colgate	69	90									

Non-Div I Games:

Canisius

GENERAL RPI				THROUGH GAMES OF DEC. 10, 2019						
Average RPI Win:	305	WON-LOST	WINNING	LAST 10	STRENGTH OF	OPP. STRENGTH	TEAM	ADJ.	CONF.	ADJ CONF.
Average RPI Loss:	165	RECORD	PCT. RANK	GAMES	SCHEDULE	OF SCHEDULE	RPI	RPI	RPI	RPI
DIV. I ONLY	2- 5	259	2-5	306	232	294	294	26	26	
DIV. I NON-CONF.	1- 5	312	1-5	245	147	309	309	26	26	

TOTALS	RPI 1-25		RPI 26-50	W-L RECORDS		RPI 51-100	RPI 101-150		RPI 150+	
2- 5	0- 1		0- 0	OVERALL		0- 0	0- 0		2- 4	
1- 0	0- 0		0- 0	HOME		0- 0	0- 0		1- 0	
1- 5	0- 1		0- 0	AWAY		0- 0	0- 0		1- 4	
0- 0	0- 0		0- 0	NEUTRAL		0- 0	0- 0		0- 0	
1- 5	0- 1		0- 0	NON-CONFERENCE		0- 0	0- 0		1- 4	
1- 0	0- 0		0- 0	HOME		0- 0	0- 0		1- 0	
0- 5	0- 1		0- 0	AWAY		0- 0	0- 0		0- 4	
0- 0	0- 0		0- 0	NEUTRAL		0- 0	0- 0		0- 0	
1- 0	0- 0		0- 0	CONFERENCE		0- 0	0- 0		1- 0	
0- 0	0- 0		0- 0	HOME		0- 0	0- 0		0- 0	
1- 0	0- 0		0- 0	AWAY		0- 0	0- 0		1- 0	
0- 0	0- 0		0- 0	NEUTRAL		0- 0	0- 0		0- 0	

RPI 1-25					
RPI	S	Opponent	Score		
8	A	Texas A&M	46	76	
RPI 26-50					
RPI	S	Opponent	Score		
RPI 51-100					
RPI	S	Opponent	Score		
RPI 101+					
RPI	S	Opponent	Score		
157	A	Tennessee	36	63	
188	A	Tulane	38	65	
228	A	Northern Ky.	56	72	
245	A	Little Rock	48	63	
259	H	Jackson St.	57	54	
351	A	Incarnate Word	47	37	
Team's RPI: 294					
LAST 10 Division I					
259	H	Jackson St.	57	54	
228	A	Northern Ky.	56	72	
188	A	Tulane	38	65	
245	A	Little Rock	48	63	
157	A	Tennessee	36	63	
351	A	Incarnate Word	47	37	
8	A	Texas A&M	46	76	

Non-Div I Games:	Hendrix	104	28	Central Baptist	66	43	Crowley's Ridge	82	26
------------------	---------	-----	----	-----------------	----	----	-----------------	----	----

Central Ark.

■ Loss, ■ Non-Conf, S Site, H Home A Away N Neutral

General Conf. Tot.				Through Games of Dec. 10, 1919						
Average RPI Win:	0	WON-LOST	WINNING	LAST 10	STRENGTH OF	OPP. STRENGTH	TEAM	ADJ.	CONF.	ADJ CONF.
Average RPI Loss:	201	RECORD	PCT. RANK	GAMES	SCHEDULE	OF SCHEDULE	RPI	RPI	RPI	RPI
DIV. I ONLY	0- 10	336	0-10	220	334	338	338	30	30	
DIV. I NON-CONF.	0- 10	336	0-10	222	333	338	338	30	30	

TOTALS	RPI 1-25		RPI 26-50		W-L RECORDS		RPI 51-100		RPI 101-150	RPI 150+
0- 10	0- 0		0- 1		OVERALL		0- 1		0- 2	0- 6
0- 3	0- 0		0- 0		HOME		0- 0		0- 0	0- 3
0- 7	0- 0		0- 1		AWAY		0- 1		0- 2	0- 3
0- 0	0- 0		0- 0		NEUTRAL		0- 0		0- 0	0- 0
0- 10	0- 0		0- 1		NON-CONFERENCE		0- 1		0- 2	0- 6
0- 3	0- 0		0- 0		HOME		0- 0		0- 0	0- 3
0- 7	0- 0		0- 1		AWAY		0- 1		0- 2	0- 3
0- 0	0- 0		0- 0		NEUTRAL		0- 0		0- 0	0- 0
0- 0	0- 0		0- 0		CONFERENCE		0- 0		0- 0	0- 0
0- 0	0- 0		0- 0		HOME		0- 0		0- 0	0- 0
0- 0	0- 0		0- 0		AWAY		0- 0		0- 0	0- 0
0- 0	0- 0		0- 0		NEUTRAL		0- 0		0- 0	0- 0

RPI 1-25				RPI 26-50				RPI 51-100				RPI 101+				Team's RPI: 338	
RPI	S	Opponent	Score	RPI	S	Opponent	Score	RPI	S	Opponent	Score	RPI	S	Opponent	Score		
				44	A	FGCU	60 94	78	A	Buffalo	56 61	101	A	Duquesne	33 72		
												103	A	Lehigh	51 70		
												170	A	Fla. Atlantic	54 72		
												240	H	UMass Lowell	54 56		
												305	A	Pittsburgh	73 81		
												308	H	Brown	73 83		
												328	H	Albany (NY)	63 73		
												333	A	New Hampshire	59 70		
LAST 10 Division I																	
				101	A	Duquesne	33 72	44	A	FGCU	60 94						
				103	A	Lehigh	51 70	170	A	Fla. Atlantic	54 72						
				308	H	Brown	73 83	333	A	New Hampshire	59 70						
				305	A	Pittsburgh	73 81	240	H	UMass Lowell	54 56						
				78	A	Buffalo	56 61	328	H	Albany (NY)	63 73						

Non-Div I Games:

Central Conn. St.

Loss, Non-Conf, S Site, H Home A Away N Neutral

Average RPI Win:	172	WON-LOST	WINNING	LAST 10	STRENGTH OF	OPP. STRENGTH	TEAM	ADJ.	CONF.	ADJ CONF.
Average RPI Loss:	44	RECORD	PCT. RANK	GAMES	SCHEDULE	OF SCHEDULE	RPI	RPI	RPI	RPI
DIV. I ONLY	6- 3	88	6-3	119	32	69	69	10	10	
DIV. I NON-CONF.	6- 3	86	6-3	117	32	69	69	10	10	
TOTALS	RPI 1-25	RPI 26-50	W-L RECORDS	RPI 51-100	RPI 101-150	RPI 150+				
6- 3	0- 1	0- 1	OVERALL	1- 1	2- 0	3- 0				
4- 1	0- 0	0- 0	HOME	1- 1	1- 0	2- 0				
2- 2	0- 1	0- 1	AWAY	0- 0	1- 0	1- 0				
0- 0	0- 0	0- 0	NEUTRAL	0- 0	0- 0	0- 0				
6- 3	0- 1	0- 1	NON-CONFERENCE	1- 1	2- 0	3- 0				
4- 1	0- 0	0- 0	HOME	1- 1	1- 0	2- 0				
2- 2	0- 1	0- 1	AWAY	0- 0	1- 0	1- 0				
0- 0	0- 0	0- 0	NEUTRAL	0- 0	0- 0	0- 0				
0- 0	0- 0	0- 0	CONFERENCE	0- 0	0- 0	0- 0				
0- 0	0- 0	0- 0	HOME	0- 0	0- 0	0- 0				
0- 0	0- 0	0- 0	AWAY	0- 0	0- 0	0- 0				
0- 0	0- 0	0- 0	NEUTRAL	0- 0	0- 0	0- 0				

RPI 1-25				RPI 26-50				RPI 51-100 Team's RPI: 69				RPI 101+			
RPI	S	Opponent	Score	RPI	S	Opponent	Score	RPI	S	Opponent	Score	RPI	S	Opponent	Score
4	A	Louisville	63 76	33	A	Western Ky.	58 93	79	H	Marist	77 54	132	A	South Dakota St.	79 74
								95	H	Green Bay	105 111	137	H	Dayton	81 80
												204	H	Iona	70 50
												211	H	Northeastern	79 63
												268	A	Oakland	65 47
LAST 10 Division I															
				137	H	Dayton	81 80					268	A	Oakland	65 47
				33	A	Western Ky.	58 93					132	A	South Dakota St.	79 74
				4	A	Louisville	63 76					204	H	Iona	70 50
				95	H	Green Bay	105 111					79	H	Marist	77 54
												211	H	Northeastern	79 63

Non-Div I Games:

Central Mich.

■ Loss,
 ■ Non-Conf, S Site,
 ■ Home
 ■ Away
 N Neutral

Charleston So.

Through Games Of Dec. 20, 2019

Average RPI Win:	0	WON-LOST	WINNING	LAST 10	STRENGTH OF	OPP. STRENGTH	TEAM	ADJ.	CONF.	ADJ CONF.
Average RPI Loss:	189	RECORD	PCT. RANK	GAMES	SCHEDULE	OF SCHEDULE	RPI	RPI	RPI	RPI
DIV. I ONLY	0- 7	336	0-7	143	340	329	329	29	29	
DIV. I NON-CONF.	0- 7	336	0-7	144	340	328	328	29	29	
TOTALS	RPI 1-25	RPI 26-50	W-L RECORDS	RPI 51-100	RPI 101-150	RPI 150+				
0- 7	0- 1	0- 0	OVERALL	0- 2	0- 1	0- 3				
0- 4	0- 0	0- 0	HOME	0- 1	0- 1	0- 2				
0- 3	0- 1	0- 0	AWAY	0- 1	0- 0	0- 1				
0- 0	0- 0	0- 0	NEUTRAL	0- 0	0- 0	0- 0				
0- 7	0- 1	0- 0	NON-CONFERENCE	0- 2	0- 1	0- 3				
0- 4	0- 0	0- 0	HOME	0- 1	0- 1	0- 2				
0- 3	0- 1	0- 0	AWAY	0- 1	0- 0	0- 1				
0- 0	0- 0	0- 0	NEUTRAL	0- 0	0- 0	0- 0				
0- 0	0- 0	0- 0	CONFERENCE	0- 0	0- 0	0- 0				
0- 0	0- 0	0- 0	HOME	0- 0	0- 0	0- 0				
0- 0	0- 0	0- 0	AWAY	0- 0	0- 0	0- 0				
0- 0	0- 0	0- 0	NEUTRAL	0- 0	0- 0	0- 0				

RPI 1-25			RPI 26-50			RPI 51-100			RPI 101+			Team's RPI: 329
RPI	S	Opponent	Score	RPI	S	Opponent	Score	RPI	S	Opponent	Score	
15	A	Florida St.	36 88					92	A	North Carolina	54 85	
								98	H	North Dakota	57 73	
								140	H	Bethune-Cookman	41 81	
								300	H	Col. of Charleston	70 79	
								326	A	Western Caro.	64 69	
								349	H	South Carolina St.	75 81	
LAST 10 Division I												
300	H	Col. of Charleston	70 79	326	A	Western Caro.	64 69					
15	A	Florida St.	36 88	98	H	North Dakota	57 73					
				140	H	Bethune-Cookman	41 81					
				92	A	North Carolina	54 85					
				349	H	South Carolina St.	75 81					

Non-Div I Games: Columbia (SC) 76 59 Virginia-Lynchburg 92 55

Charleston So.

Loss, Non-Conf, S Site, H Home A Away N Neutral

Average RPI Win:	160	WON-LOST	WINNING	LAST 10	STRENGTH OF	OPP. STRENGTH	TEAM	ADJ.	CONF.	ADJ CONF.
Average RPI Loss:	96	RECORD	PCT. RANK	GAMES	SCHEDULE	OF SCHEDULE	RPI	RPI	RPI	RPI
DIV. I ONLY	7- 2	56	7-2	83	117	39	39	14	14	
DIV. I NON-CONF.	7- 2	55	7-2	85	117	40	40	14	14	
TOTALS	RPI 1-25	RPI 26-50	W-L RECORDS	RPI 51-100	RPI 101-150	RPI 150+				
7- 2	0- 0	0- 1	OVERALL	2- 0	0- 0	5- 1				
3- 1	0- 0	0- 0	HOME	1- 0	0- 0	2- 1				
2- 1	0- 0	0- 1	AWAY	0- 0	0- 0	2- 0				
2- 0	0- 0	0- 0	NEUTRAL	1- 0	0- 0	1- 0				
7- 2	0- 0	0- 1	NON-CONFERENCE	2- 0	0- 0	5- 1				
3- 1	0- 0	0- 0	HOME	1- 0	0- 0	2- 1				
2- 1	0- 0	0- 1	AWAY	0- 0	0- 0	2- 0				
2- 0	0- 0	0- 0	NEUTRAL	1- 0	0- 0	1- 0				
0- 0	0- 0	0- 0	CONFERENCE	0- 0	0- 0	0- 0				
0- 0	0- 0	0- 0	HOME	0- 0	0- 0	0- 0				
0- 0	0- 0	0- 0	AWAY	0- 0	0- 0	0- 0				
0- 0	0- 0	0- 0	NEUTRAL	0- 0	0- 0	0- 0				

RPI 1-25				RPI 26-50				Team's RPI: 39		RPI 51-100				RPI 101+			
RPI	S	Opponent	Score	RPI	S	Opponent	Score	RPI	S	Opponent	Score	RPI	S	Opponent	Score		
40	A	Kentucky	39 86	76	H	Richmond	78 59	151	H	Fordham	51 76						
				88	N	Boston College	84 68	162	H	Gardner-Webb	74 49						
								169	A	Wake Forest	77 65						
								188	N	Tulane	60 56						
								203	H	Delaware	61 57						
								236	A	East Carolina	59 47						
LAST 10 Division I																	
203	H	Delaware	61 57	151	H	Fordham	51 76										
40	A	Kentucky	39 86	236	A	East Carolina	59 47										
188	N	Tulane	60 56	169	A	Wake Forest	77 65										
88	N	Boston College	84 68	76	H	Richmond	78 59										
				162	H	Gardner-Webb	74 49										

Non-Div I Games:

Charlotte

Chattanooga

Through Games Of Dec. 20, 2019

Average RPI Win:	129	WON-LOST	WINNING	LAST 10	STRENGTH OF	OPP. STRENGTH	TEAM	ADJ.	CONF.	ADJ CONF.
Average RPI Loss:	98	RECORD	PCT. RANK	GAMES	SCHEDULE	OF SCHEDULE	RPI	RPI	RPI	RPI
DIV. I ONLY	1- 12	335	0-10	59	70	242	242	21	21	
DIV. I NON-CONF.	1- 12	335	0-10	60	70	241	241	21	21	
TOTALS	RPI 1-25	RPI 26-50	W-L RECORDS	RPI 51-100	RPI 101-150	RPI 150+				
1- 12	0- 2	0- 2	OVERALL	0- 1	1- 5	0- 2				
0- 5	0- 1	0- 1	HOME	0- 1	0- 1	0- 1				
1- 7	0- 1	0- 1	AWAY	0- 0	1- 4	0- 1				
0- 0	0- 0	0- 0	NEUTRAL	0- 0	0- 0	0- 0				
1- 12	0- 2	0- 2	NON-CONFERENCE	0- 1	1- 5	0- 2				
0- 5	0- 1	0- 1	HOME	0- 1	0- 1	0- 1				
1- 7	0- 1	0- 1	AWAY	0- 0	1- 4	0- 1				
0- 0	0- 0	0- 0	NEUTRAL	0- 0	0- 0	0- 0				
0- 0	0- 0	0- 0	CONFERENCE	0- 0	0- 0	0- 0				
0- 0	0- 0	0- 0	HOME	0- 0	0- 0	0- 0				
0- 0	0- 0	0- 0	AWAY	0- 0	0- 0	0- 0				
0- 0	0- 0	0- 0	NEUTRAL	0- 0	0- 0	0- 0				

RPI S	Opponent	Score	RPI S	Opponent	Score	RPI S	Opponent	Score	RPI S	Opponent	Score	Team's RPI: 242
4	A Louisville	37 86	27	A NC State	38 74	75	H Austin Peay	49 50	102	A Belmont	50 63	
18	H Purdue	34 66	50	H Troy	51 90				125	A Cincinnati	53 72	
									129	A Liberty	71 54	
									131	A UT Martin	51 78	
									132	A South Dakota St.	56 71	
									142	H Northern Colo.	42 59	
									185	A Eastern Ky.	65 71	
									186	H Hampton	55 84	
LAST 10 Division I												
27	A NC State	38 74	142	H Northern Colo.	42 59							
50	H Troy	51 90	75	H Austin Peay	49 50							
132	A South Dakota St.	56 71	4	A Louisville	37 86							
131	A UT Martin	51 78	125	A Cincinnati	53 72							
185	A Eastern Ky.	65 71	18	H Purdue	34 66							

Non-Div I Games:

Chattanooga

Loss, Non-Conf, S Site, H Home A Away N Neutral

Average RPI Win:	0	WON-LOST	WINNING	LAST 10	STRENGTH OF	OPP. STRENGTH	TEAM	ADJ.	CONF.	ADJ CONF.
Average RPI Loss:	206	RECORD	PCT. RANK	GAMES	SCHEDULE	OF SCHEDULE	RPI	RPI	RPI	RPI
DIV. I ONLY	0- 12	336	0-10	258	311	343	343	32	32	
DIV. I NON-CONF.	0- 12	336	0-10	260	309	344	344	32	32	
TOTALS	RPI 1-25	RPI 26-50	W-L RECORDS	RPI 51-100	RPI 101-150	RPI 150+				
0- 12	0- 0	0- 0	OVERALL	0- 4	0- 1	0- 7				
0- 6	0- 0	0- 0	HOME	0- 3	0- 0	0- 3				
0- 5	0- 0	0- 0	AWAY	0- 1	0- 1	0- 3				
0- 1	0- 0	0- 0	NEUTRAL	0- 0	0- 0	0- 1				
0- 12	0- 0	0- 0	NON-CONFERENCE	0- 4	0- 1	0- 7				
0- 6	0- 0	0- 0	HOME	0- 3	0- 0	0- 3				
0- 5	0- 0	0- 0	AWAY	0- 1	0- 1	0- 3				
0- 1	0- 0	0- 0	NEUTRAL	0- 0	0- 0	0- 1				
0- 0	0- 0	0- 0	CONFERENCE	0- 0	0- 0	0- 0				
0- 0	0- 0	0- 0	HOME	0- 0	0- 0	0- 0				
0- 0	0- 0	0- 0	AWAY	0- 0	0- 0	0- 0				
0- 0	0- 0	0- 0	NEUTRAL	0- 0	0- 0	0- 0				

RPI 1-25				RPI 26-50				RPI 51-100				RPI 101+				Team's RPI: 343	
RPI	S	Opponent	Score	RPI	S	Opponent	Score	RPI	S	Opponent	Score	RPI	S	Opponent	Score		
								59	H	Loyola Chicago	53	98	118	A	Illinois	66	96
								61	H	Arizona	50	82	223	H	Western Ill.	78	88
								94	A	UT Arlington	53	84	268	H	Oakland	70	98
								95	H	Green Bay	46	102	274	A	Western Mich.	69	90
													303	N	UC Santa Barbara	65	96
													318	A	Nevada	60	80
													324	H	UIC	61	73
													335	A	Evansville	42	76
LAST 10 Division I																	
				335	A	Evansville	42	76	318	A	Nevada	60	80				
				274	A	Western Mich.	69	90	95	H	Green Bay	46	102				
				223	H	Western Ill.	78	88	59	H	Loyola Chicago	53	98				
				324	H	UIC	61	73	268	H	Oakland	70	98				
				303	N	UC Santa Barbara	65	96	61	H	Arizona	50	82				

Non-Div I Games:

Chicago St.

■ Loss,
■ Non-Conf,
■ S Site,
■ H Home
■ A Away
N Neutral

Average RPI Win:	186	WON-LOST	WINNING	LAST 10	STRENGTH OF	OPP. STRENGTH	TEAM	ADJ.	CONF.	ADJ CONF.
Average RPI Loss:	44	RECORD	PCT. RANK	GAMES	SCHEDULE	OF SCHEDULE	RPI	RPI	RPI	RPI
DIV. I ONLY	7- 4	99	6-4	160	38	125	125	8	8	
DIV. I NON-CONF.	7- 4	99	6-4	162	38	125	125	8	8	
TOTALS	RPI 1-25	RPI 26-50	W-L RECORDS	RPI 51-100	RPI 101-150	RPI 150+				
7- 4	0- 2	0- 1	OVERALL	1- 0	1- 1	5- 0				
5- 2	0- 1	0- 1	HOME	1- 0	1- 0	3- 0				
2- 0	0- 0	0- 0	AWAY	0- 0	0- 0	2- 0				
0- 2	0- 1	0- 0	NEUTRAL	0- 0	0- 1	0- 0				
7- 4	0- 2	0- 1	NON-CONFERENCE	1- 0	1- 1	5- 0				
5- 2	0- 1	0- 1	HOME	1- 0	1- 0	3- 0				
2- 0	0- 0	0- 0	AWAY	0- 0	0- 0	2- 0				
0- 2	0- 1	0- 0	NEUTRAL	0- 0	0- 1	0- 0				
0- 0	0- 0	0- 0	CONFERENCE	0- 0	0- 0	0- 0				
0- 0	0- 0	0- 0	HOME	0- 0	0- 0	0- 0				
0- 0	0- 0	0- 0	AWAY	0- 0	0- 0	0- 0				
0- 0	0- 0	0- 0	NEUTRAL	0- 0	0- 0	0- 0				

RPI 1-25				RPI 26-50				RPI 51-100				RPI 101+ Team's RPI: 125			
RPI	S	Opponent	Score	RPI	S	Opponent	Score	RPI	S	Opponent	Score	RPI	S	Opponent	Score
19	N	Iowa	61 69	30	H	Saint Louis	50 60	68	H	Ball St.	63 56	107	N	Bucknell	48 56
20	H	Ohio St.	73 78									135	H	Miami (OH)	98 68
												189	A	VCU	58 56
												195	H	Utah	68 62
												210	H	Alabama A&M	62 47
												242	H	Chattanooga	72 53
												262	A	Xavier	85 78
LAST 10 Division I															
210	H	Alabama A&M	62 47	19	N	Iowa	61 69	242	H	Chattanooga	72 53				
262	A	Xavier	85 78					68	H	Ball St.	63 56				
135	H	Miami (OH)	98 68					20	H	Ohio St.	73 78				
189	A	VCU	58 56					30	H	Saint Louis	50 60				
107	N	Bucknell	48 56												

Non-Div I Games:

Cincinnati

■ Loss,
 ■ Non-Conf, S Site,
 ■ Home
 ■ Away
 N Neutral

Average RPI Win:	249	WON-LOST	WINNING	LAST 10	STRENGTH OF	OPP. STRENGTH	TEAM	ADJ.	CONF.	ADJ CONF.
Average RPI Loss:	89	RECORD	PCT. RANK	GAMES	SCHEDULE	OF SCHEDULE	RPI	RPI	RPI	RPI
DIV. I ONLY	4- 8	235	3-7	72	129	196	196	3	3	
DIV. I NON-CONF.	4- 7	227	3-6	128	133	210	210	3	3	
TOTALS	RPI 1-25	RPI 26-50	W-L RECORDS	RPI 51-100	RPI 101-150	RPI 150+				
4- 8	0- 3	0- 1	OVERALL	1- 2	0- 0	3- 2				
2- 5	0- 2	0- 0	HOME	1- 2	0- 0	1- 1				
1- 2	0- 1	0- 0	AWAY	0- 0	0- 0	1- 1				
1- 1	0- 0	0- 1	NEUTRAL	0- 0	0- 0	1- 0				
4- 7	0- 2	0- 1	NON-CONFERENCE	1- 2	0- 0	3- 2				
2- 4	0- 1	0- 0	HOME	1- 2	0- 0	1- 1				
1- 2	0- 1	0- 0	AWAY	0- 0	0- 0	1- 1				
1- 1	0- 0	0- 1	NEUTRAL	0- 0	0- 0	1- 0				
0- 1	0- 1	0- 0	CONFERENCE	0- 0	0- 0	0- 0				
0- 1	0- 1	0- 0	HOME	0- 0	0- 0	0- 0				
0- 0	0- 0	0- 0	AWAY	0- 0	0- 0	0- 0				
0- 0	0- 0	0- 0	NEUTRAL	0- 0	0- 0	0- 0				

RPI 1-25				RPI 26-50				RPI 51-100				RPI 101+ Team's RPI: 196			
RPI	S	Opponent	Score	RPI	S	Opponent	Score	RPI	S	Opponent	Score	RPI	S	Opponent	Score
7	H	South Carolina	48 84	48	N	Maryland	44 63	77	H	Alabama	54 67	219	A	Penn St.	55 68
15	H	Florida St.	64 81					84	H	Furman	77 71	243	H	Navy	52 65
19	A	Iowa	60 74					86	H	N.C. A&T	74 82	284	H	Alabama St.	76 43
												306	A	Mercer	65 61
												322	N	Alcorn	77 46
LAST 10 Division I															
86	H	N.C. A&T	74 82	48	N	Maryland	44 63	7	H	South Carolina	48 84				
306	A	Mercer	65 61												
15	H	Florida St.	64 81					219	A	Penn St.	55 68				
19	A	Iowa	60 74					284	H	Alabama St.	76 43				
322	N	Alcorn	77 46					77	H	Alabama	54 67				

Non-Div I Games:

Clemson

■ Loss,
 ■ Non-Conf,
 ■ S Site,
 ■ H Home
 ■ A Away
 N Neutral

Average RPI Win: 262		WON-LOST	WINNING	LAST 10	STRENGTH OF	OPP. STRENGTH	TEAM	ADJ.	CONF.	ADJ CONF.
Average RPI Loss: 109		RECORD	PCT. RANK	GAMES	SCHEDULE	OF SCHEDULE	RPI	RPI	RPI	RPI
DIV. I ONLY		8- 1	31	8-1	341	125	133	133	16	16
DIV. I NON-CONF.		8- 1	31	8-1	343	126	134	134	16	16
TOTALS	RPI 1-25	RPI 26-50		W-L RECORDS		RPI 51-100	RPI 101-150		RPI 150+	
8- 1	0- 0	0- 0		OVERALL		0- 0	1- 1		7- 0	
1- 0	0- 0	0- 0		HOME		0- 0	1- 0		0- 0	
7- 1	0- 0	0- 0		AWAY		0- 0	0- 1		7- 0	
0- 0	0- 0	0- 0		NEUTRAL		0- 0	0- 0		0- 0	
8- 1	0- 0	0- 0		NON-CONFERENCE		0- 0	1- 1		7- 0	
1- 0	0- 0	0- 0		HOME		0- 0	1- 0		0- 0	
7- 1	0- 0	0- 0		AWAY		0- 0	0- 1		7- 0	
0- 0	0- 0	0- 0		NEUTRAL		0- 0	0- 0		0- 0	
0- 0	0- 0	0- 0		CONFERENCE		0- 0	0- 0		0- 0	
0- 0	0- 0	0- 0		HOME		0- 0	0- 0		0- 0	
0- 0	0- 0	0- 0		AWAY		0- 0	0- 0		0- 0	
0- 0	0- 0	0- 0		NEUTRAL		0- 0	0- 0		0- 0	

RPI 1-25				RPI 26-50				RPI 51-100				RPI 101+				Team's RPI: 133			
RPI	S	Opponent	Score	RPI	S	Opponent	Score	RPI	S	Opponent	Score	RPI	S	Opponent	Score				
												109	A	Bowling Green	62	89			
												111	H	Akron	66	62			
												226	A	Delaware St.	57	49			
												248	A	ETSU	62	54			
												257	A	St. Bonaventure	65	62			
												260	A	Omaha	79	66			
												326	A	Western Caro.	68	61			
												331	A	Hofstra	61	51			
												337	A	LIU Brooklyn	79	49			
LAST 10 Division I																			
				260	A	Omaha	79 66	257	A	St. Bonaventure	65 62								
				248	A	ETSU	62 54	331	A	Hofstra	61 51								
				326	A	Western Caro.	68 61	337	A	LIU Brooklyn	79 49								
				226	A	Delaware St.	57 49	109	A	Bowling Green	62 89								
				111	H	Akron	66 62												

Non-Div I Games:	Davis & Elkins	110	41	Lake Erie	95	49
------------------	----------------	-----	----	-----------	----	----

Cleveland St.

Loss, Non-Conf, S Site, H Home A Away N Neutral

Coastal Caro.

Through Games Of Dec. 20, 2019

Average RPI Win:	237	WON-LOST	WINNING	LAST 10	STRENGTH OF	OPP. STRENGTH	TEAM	ADJ.	CONF.	ADJ CONF.
Average RPI Loss:	76	RECORD	PCT. RANK	GAMES	SCHEDULE	OF SCHEDULE	RPI	RPI	RPI	RPI
DIV. I ONLY	7- 1	34	7-1	329	45	139	139	22	22	
DIV. I NON-CONF.	7- 1	34	7-1	330	45	140	140	22	22	
TOTALS	RPI 1-25	RPI 26-50	W-L RECORDS	RPI 51-100	RPI 101-150	RPI 150+				
7- 1	0- 0	0- 0	OVERALL	0- 1	1- 0	6- 0				
3- 1	0- 0	0- 0	HOME	0- 1	1- 0	2- 0				
3- 0	0- 0	0- 0	AWAY	0- 0	0- 0	3- 0				
1- 0	0- 0	0- 0	NEUTRAL	0- 0	0- 0	1- 0				
7- 1	0- 0	0- 0	NON-CONFERENCE	0- 1	1- 0	6- 0				
3- 1	0- 0	0- 0	HOME	0- 1	1- 0	2- 0				
3- 0	0- 0	0- 0	AWAY	0- 0	0- 0	3- 0				
1- 0	0- 0	0- 0	NEUTRAL	0- 0	0- 0	1- 0				
0- 0	0- 0	0- 0	CONFERENCE	0- 0	0- 0	0- 0				
0- 0	0- 0	0- 0	HOME	0- 0	0- 0	0- 0				
0- 0	0- 0	0- 0	AWAY	0- 0	0- 0	0- 0				
0- 0	0- 0	0- 0	NEUTRAL	0- 0	0- 0	0- 0				

RPI 1-25				RPI 26-50				RPI 51-100				RPI 101+				Team's RPI: 139	
RPI	S	Opponent	Score	RPI	S	Opponent	Score	RPI	S	Opponent	Score	RPI	S	Opponent	Score		
								76	H	Richmond	67	79	122	H	UNC Greensboro	63	54
													152	H	George Mason	74	59
													183	N	Elon	76	65
													290	H	Ark.-Pine Bluff	76	69
													291	A	Wofford	78	73
													292	A	UNCW	62	43
													326	A	Western Caro.	66	43
LAST 10 Division I																	
				292	A	UNCW	62 43					183	N	Elon	76 65		
				152	H	George Mason	74 59					122	H	UNC Greensboro	63 54		
				76	H	Richmond	67 79					290	H	Ark.-Pine Bluff	76 69		
				326	A	Western Caro.	66 43										
				291	A	Wofford	78 73										

Non-Div I Games: UNC Pembroke 86 44 Wesleyan (GA) 132 32

Coastal Caro.

Loss, Non-Conf, S Site, H Home A Away N Neutral

Average RPI Win: 322		WON-LOST	WINNING	LAST 10	STRENGTH OF	OPP. STRENGTH	TEAM	ADJ.	CONF.	ADJ CONF.
Average RPI Loss: 177		RECORD	PCT. RANK	GAMES	SCHEDULE	OF SCHEDULE	RPI	RPI	RPI	RPI
DIV. I ONLY		5- 4	143	5-4	347	289	300	300	18	18
DIV. I NON-CONF.		5- 4	141	5-4	347	289	299	299	18	18
TOTALS	RPI 1-25	RPI 26-50		W-L RECORDS		RPI 51-100	RPI 101-150	RPI 150+		
5- 4	0- 0	0- 0		OVERALL		0- 0	0- 1	5- 3		
1- 2	0- 0	0- 0		HOME		0- 0	0- 1	1- 1		
4- 2	0- 0	0- 0		AWAY		0- 0	0- 0	4- 2		
0- 0	0- 0	0- 0		NEUTRAL		0- 0	0- 0	0- 0		
5- 4	0- 0	0- 0		NON-CONFERENCE		0- 0	0- 1	5- 3		
1- 2	0- 0	0- 0		HOME		0- 0	0- 1	1- 1		
4- 2	0- 0	0- 0		AWAY		0- 0	0- 0	4- 2		
0- 0	0- 0	0- 0		NEUTRAL		0- 0	0- 0	0- 0		
0- 0	0- 0	0- 0		CONFERENCE		0- 0	0- 0	0- 0		
0- 0	0- 0	0- 0		HOME		0- 0	0- 0	0- 0		
0- 0	0- 0	0- 0		AWAY		0- 0	0- 0	0- 0		
0- 0	0- 0	0- 0		NEUTRAL		0- 0	0- 0	0- 0		

RPI 1-25				RPI 26-50				RPI 51-100				RPI 101+				Team's RPI: 300	
RPI	S	Opponent	Score	RPI	S	Opponent	Score	RPI	S	Opponent	Score	RPI	S	Opponent	Score		
												122	H	UNC Greensboro	56	69	
												152	H	George Mason	61	72	
												169	A	Wake Forest	50	106	
												266	A	Presbyterian	54	58	
												299	A	High Point	79	70	
												314	A	Winthrop	84	73	
												320	H	N.C. Central	85	78	
												329	A	Charleston So.	79	70	
												349	A	South Carolina St.	76	55	
LAST 10 Division I																	
				266	A	Presbyterian	54	58	329	A	Charleston So.	79	70				
				349	A	South Carolina St.	76	55	122	H	UNC Greensboro	56	69				
				320	H	N.C. Central	85	78	314	A	Winthrop	84	73				
				299	A	High Point	79	70	152	H	George Mason	61	72				
				169	A	Wake Forest	50	106									

Non-Div I Games:	Coker	82	57
------------------	-------	----	----

Col. of Charleston

■ Loss, ■ Non-Conf, S Site, H Home A Away N Neutral

Average RPI Win:	235	WON-LOST	WINNING	LAST 10	STRENGTH OF	OPP. STRENGTH	TEAM	ADJ.	CONF.	ADJ CONF.
Average RPI Loss:	40	RECORD	PCT. RANK	GAMES	SCHEDULE	OF SCHEDULE	RPI	RPI	RPI	RPI
DIV. I ONLY	7- 3	79	7-3	201	95	66	66	13	13	
DIV. I NON-CONF.	7- 3	78	7-3	202	94	66	66	13	13	
TOTALS	RPI 1-25	RPI 26-50	W-L RECORDS	RPI 51-100	RPI 101-150	RPI 150+				
7- 3	0- 1	0- 1	OVERALL	1- 1	0- 0	6- 0				
4- 0	0- 0	0- 0	HOME	1- 0	0- 0	3- 0				
3- 3	0- 1	0- 1	AWAY	0- 1	0- 0	3- 0				
0- 0	0- 0	0- 0	NEUTRAL	0- 0	0- 0	0- 0				
7- 3	0- 1	0- 1	NON-CONFERENCE	1- 1	0- 0	6- 0				
4- 0	0- 0	0- 0	HOME	1- 0	0- 0	3- 0				
3- 3	0- 1	0- 1	AWAY	0- 1	0- 0	3- 0				
0- 0	0- 0	0- 0	NEUTRAL	0- 0	0- 0	0- 0				
0- 0	0- 0	0- 0	CONFERENCE	0- 0	0- 0	0- 0				
0- 0	0- 0	0- 0	HOME	0- 0	0- 0	0- 0				
0- 0	0- 0	0- 0	AWAY	0- 0	0- 0	0- 0				
0- 0	0- 0	0- 0	NEUTRAL	0- 0	0- 0	0- 0				

RPI 1-25				RPI 26-50				RPI 51-100				RPI 101+			
RPI	S	Opponent	Score	RPI	S	Opponent	Score	RPI	S	Opponent	Score	RPI	S	Opponent	Score
14	A	Northwestern	44 73	30	A	Saint Louis	51 61	65	H	Yale	70 67	167	A	Cornell	62 58
								77	A	Alabama	52 72	238	H	Niagara	85 72
												240	H	UMass Lowell	73 51
												288	H	Siena	88 51
												309	A	NJIT	79 52
												340	A	Canisius	90 69
LAST 10 Division I															
				30	A	Saint Louis	51 61	77	A	Alabama	52 72				
				340	A	Canisius	90 69	288	H	Siena	88 51				
				65	H	Yale	70 67	238	H	Niagara	85 72				
				167	A	Cornell	62 58	14	A	Northwestern	44 73				
				240	H	UMass Lowell	73 51	309	A	NJIT	79 52				

Non-Div I Games:

Colgate

■ Loss,
 ■ Non-Conf, S Site,
 ■ Home
 ■ Away
 N Neutral

Colorado

Through Games Of Dec. 20, 2019

Average RPI Win:	207	WON-LOST	WINNING	LAST 10	STRENGTH OF	OPP. STRENGTH	TEAM	ADJ.	CONF.	ADJ CONF.
Average RPI Loss:	0	RECORD	PCT. RANK	GAMES	SCHEDULE	OF SCHEDULE	RPI	RPI	RPI	RPI
DIV. I ONLY	10- 0	1	10-0	231	178	32	32	1	1	
DIV. I NON-CONF.	10- 0	1	10-0	233	180	32	32	1	1	
TOTALS	RPI 1-25	RPI 26-50	W-L RECORDS	RPI 51-100	RPI 101-150	RPI 150+				
10- 0	0- 0	1- 0	OVERALL	1- 0	0- 0	8- 0				
6- 0	0- 0	1- 0	HOME	1- 0	0- 0	4- 0				
3- 0	0- 0	0- 0	AWAY	0- 0	0- 0	3- 0				
1- 0	0- 0	0- 0	NEUTRAL	0- 0	0- 0	1- 0				
10- 0	0- 0	1- 0	NON-CONFERENCE	1- 0	0- 0	8- 0				
6- 0	0- 0	1- 0	HOME	1- 0	0- 0	4- 0				
3- 0	0- 0	0- 0	AWAY	0- 0	0- 0	3- 0				
1- 0	0- 0	0- 0	NEUTRAL	0- 0	0- 0	1- 0				
0- 0	0- 0	0- 0	CONFERENCE	0- 0	0- 0	0- 0				
0- 0	0- 0	0- 0	HOME	0- 0	0- 0	0- 0				
0- 0	0- 0	0- 0	AWAY	0- 0	0- 0	0- 0				
0- 0	0- 0	0- 0	NEUTRAL	0- 0	0- 0	0- 0				

RPI 1-25			RPI 26-50			Team's RPI: 32	RPI 51-100			RPI 101+		
RPI S	Opponent	Score	RPI S	Opponent	Score		RPI S	Opponent	Score	RPI S	Opponent	Score
			46 H	Texas Southern	74 50		83 H	Wisconsin	74 57	163 N	UAB	77 69
										187 A	Wyoming	66 56
										199 H	Jacksonville	66 44
										258 H	Denver	96 70
										262 A	Xavier	62 53
										270 H	Indiana St.	59 46
										289 A	Colorado St.	79 75
										309 H	NJIT	80 57
LAST 10 Division I												
			270 H	Indiana St.	59 46		163 N	UAB	77 69			
			199 H	Jacksonville	66 44		258 H	Denver	96 70			
			289 A	Colorado St.	79 75		262 A	Xavier	62 53			
			187 A	Wyoming	66 56		46 H	Texas Southern	74 50			
			83 H	Wisconsin	74 57		309 H	NJIT	80 57			

Non-Div I Games:

Colorado

Loss, Non-Conf, S Site, H Home A Away N Neutral

Average RPI Win:	270	WON-LOST	WINNING	LAST 10	STRENGTH OF	OPP. STRENGTH	TEAM	ADJ.	CONF.	ADJ CONF.
Average RPI Loss:	139	RECORD	PCT. RANK	GAMES	SCHEDULE	OF SCHEDULE	RPI	RPI	RPI	RPI
DIV. I ONLY	4- 6	211	4-6	269	254	289	289	23	23	
DIV. I NON-CONF.	4- 4	160	4-4	276	264	257	257	24	24	
TOTALS	RPI 1-25	RPI 26-50	W-L RECORDS	RPI 51-100	RPI 101-150	RPI 150+				
4- 6	0- 0	0- 1	OVERALL	0- 1	1- 1	3- 3				
3- 3	0- 0	0- 1	HOME	0- 1	0- 0	3- 1				
1- 3	0- 0	0- 0	AWAY	0- 0	1- 1	0- 2				
0- 0	0- 0	0- 0	NEUTRAL	0- 0	0- 0	0- 0				
4- 4	0- 0	0- 1	NON-CONFERENCE	0- 0	1- 1	3- 2				
3- 2	0- 0	0- 1	HOME	0- 0	0- 0	3- 1				
1- 2	0- 0	0- 0	AWAY	0- 0	1- 1	0- 1				
0- 0	0- 0	0- 0	NEUTRAL	0- 0	0- 0	0- 0				
0- 2	0- 0	0- 0	CONFERENCE	0- 1	0- 0	0- 1				
0- 1	0- 0	0- 0	HOME	0- 1	0- 0	0- 0				
0- 1	0- 0	0- 0	AWAY	0- 0	0- 0	0- 1				
0- 0	0- 0	0- 0	NEUTRAL	0- 0	0- 0	0- 0				

RPI S	Opponent	Score	RPI S	Opponent	Score	RPI S	Opponent	Score	RPI S	Opponent	Score	Team's RPI: 289
32	H Colorado	75 79	74	H Boise St.	69 72	113	A Idaho	54 61	142	A Northern Colo.	75 58	
						157	A Tennessee	41 79	159	H Northern Ill.	75 80	
						252	H UC Riverside	52 40	296	A San Diego St.	49 59	
						336	H Mississippi Val.	65 46	351	H Incarnate Word	75 47	
LAST 10 Division I												
252	H UC Riverside	52 40	336	H Mississippi Val.	65 46							
351	H Incarnate Word	75 47	157	A Tennessee	41 79							
32	H Colorado	75 79	74	H Boise St.	69 72							
159	H Northern Ill.	75 80	296	A San Diego St.	49 59							
113	A Idaho	54 61	142	A Northern Colo.	75 58							

Non-Div I Games: Western St. 56 47 Chadron St. 102 51

Colorado St.

Loss, Non-Conf, S Site, H Home A Away N Neutral

Average RPI Win: 185		WON-LOST	WINNING	LAST 10	STRENGTH OF	OPP. STRENGTH	TEAM	ADJ.	CONF.	ADJ CONF.
Average RPI Loss: 184		RECORD	PCT. RANK	GAMES	SCHEDULE	OF SCHEDULE	RPI	RPI	RPI	RPI
DIV. I ONLY		6- 3	88	6-3	256	203	153	153	9	9
DIV. I NON-CONF.		6- 3	86	6-3	258	206	152	152	9	9
TOTALS		RPI 1-25	RPI 26-50	W-L RECORDS	RPI 51-100	RPI 101-150	RPI 150+			
6- 3	0- 0		0- 0	OVERALL	0- 1	1- 1	5- 1			
4- 1	0- 0		0- 0	HOME	0- 0	1- 1	3- 0			
2- 2	0- 0		0- 0	AWAY	0- 1	0- 0	2- 1			
0- 0	0- 0		0- 0	NEUTRAL	0- 0	0- 0	0- 0			
6- 3	0- 0		0- 0	NON-CONFERENCE	0- 1	1- 1	5- 1			
4- 1	0- 0		0- 0	HOME	0- 0	1- 1	3- 0			
2- 2	0- 0		0- 0	AWAY	0- 1	0- 0	2- 1			
0- 0	0- 0		0- 0	NEUTRAL	0- 0	0- 0	0- 0			
0- 0	0- 0		0- 0	CONFERENCE	0- 0	0- 0	0- 0			
0- 0	0- 0		0- 0	HOME	0- 0	0- 0	0- 0			
0- 0	0- 0		0- 0	AWAY	0- 0	0- 0	0- 0			
0- 0	0- 0		0- 0	NEUTRAL	0- 0	0- 0	0- 0			

RPI 1-25				RPI 26-50				RPI 51-100				RPI 101+				Team's RPI: 153	
RPI	S	Opponent	Score	RPI	S	Opponent	Score	RPI	S	Opponent	Score	RPI	S	Opponent	Score		
								78	A	Buffalo	75	82	115	H	Davidson	63 60	
													145	H	Saint Joseph's	57 71	
													151	H	Fordham	70 51	
													155	A	Robert Morris	61 59	
													193	H	Milwaukee	74 46	
													230	H	Georgetown	54 49	
													263	A	Army West Point	71 62	
													328	A	Albany (NY)	78 82	
LAST 10 Division I																	
				155	A	Robert Morris	61 59	115	H	Davidson	63 60						
				78	A	Buffalo	75 82	230	H	Georgetown	54 49						
				151	H	Fordham	70 51	193	H	Milwaukee	74 46						
				145	H	Saint Joseph's	57 71	263	A	Army West Point	71 62						
				328	A	Albany (NY)	78 82										

Non-Div I Games:

Columbia

Loss, Non-Conf, S Site, H Home A Away N Neutral

Average RPI Win:	0	WON-LOST	WINNING	LAST 10	STRENGTH OF	OPP. STRENGTH	TEAM	ADJ.	CONF.	ADJ CONF.
Average RPI Loss:	171	RECORD	PCT. RANK	GAMES	SCHEDULE	OF SCHEDULE	RPI	RPI	RPI	RPI
DIV. I ONLY	0- 10	336	0-10	182	290	330	330	31	31	
DIV. I NON-CONF.	0- 10	336	0-10	183	290	329	329	31	31	
TOTALS	RPI 1-25	RPI 26-50	W-L RECORDS	RPI 51-100	RPI 101-150	RPI 150+				
0- 10	0- 1	0- 1	OVERALL	0- 1	0- 3	0- 4				
0- 2	0- 0	0- 0	HOME	0- 0	0- 0	0- 2				
0- 8	0- 1	0- 1	AWAY	0- 1	0- 3	0- 2				
0- 0	0- 0	0- 0	NEUTRAL	0- 0	0- 0	0- 0				
0- 10	0- 1	0- 1	NON-CONFERENCE	0- 1	0- 3	0- 4				
0- 2	0- 0	0- 0	HOME	0- 0	0- 0	0- 2				
0- 8	0- 1	0- 1	AWAY	0- 1	0- 3	0- 2				
0- 0	0- 0	0- 0	NEUTRAL	0- 0	0- 0	0- 0				
0- 0	0- 0	0- 0	CONFERENCE	0- 0	0- 0	0- 0				
0- 0	0- 0	0- 0	HOME	0- 0	0- 0	0- 0				
0- 0	0- 0	0- 0	AWAY	0- 0	0- 0	0- 0				
0- 0	0- 0	0- 0	NEUTRAL	0- 0	0- 0	0- 0				

RPI 1-25				RPI 26-50				RPI 51-100				RPI 101+ Team's RPI: 330			
RPI	S	Opponent	Score	RPI	S	Opponent	Score	RPI	S	Opponent	Score	RPI	S	Opponent	Score
23	A	South Dakota	44 82	41	A	Rutgers	33 107	67	A	West Virginia	47 82	106	A	George Washington	35 54
												132	A	South Dakota St.	41 94
												150	A	La Salle	46 79
												238	H	Niagara	67 82
												307	A	Marshall	47 60
												317	H	Saint Peter's	57 82
												327	A	UMBC	48 71
LAST 10 Division I															
		67	A	West Virginia	47	82		238	H	Niagara	67	82			
		307	A	Marshall	47	60		23	A	South Dakota	44	82			
		317	H	Saint Peter's	57	82		132	A	South Dakota St.	41	94			
		327	A	UMBC	48	71		106	A	George Washington	35	54			
		41	A	Rutgers	33	107		150	A	La Salle	46	79			

Non-Div I Games:

Coppin St.

■ Loss,
 ■ Non-Conf,
 ■ S Site,
 ■ H Home
 ■ A Away
 N Neutral

Average RPI Win:	268	WON-LOST	WINNING	LAST 10	STRENGTH OF	OPP. STRENGTH	TEAM	ADJ.	CONF.	ADJ CONF.
Average RPI Loss:	75	RECORD	PCT. RANK	GAMES	SCHEDULE	OF SCHEDULE	RPI	RPI	RPI	RPI
DIV. I ONLY	5- 4	143	5-4	169	245	167	167	9	9	
DIV. I NON-CONF.	5- 4	141	5-4	172	247	167	167	9	9	
TOTALS	RPI 1-25	RPI 26-50	W-L RECORDS	RPI 51-100	RPI 101-150	RPI 150+				
5- 4	0- 1	0- 0	OVERALL	0- 1	0- 2	5- 0				
2- 3	0- 0	0- 0	HOME	0- 1	0- 2	2- 0				
3- 1	0- 1	0- 0	AWAY	0- 0	0- 0	3- 0				
0- 0	0- 0	0- 0	NEUTRAL	0- 0	0- 0	0- 0				
5- 4	0- 1	0- 0	NON-CONFERENCE	0- 1	0- 2	5- 0				
2- 3	0- 0	0- 0	HOME	0- 1	0- 2	2- 0				
3- 1	0- 1	0- 0	AWAY	0- 0	0- 0	3- 0				
0- 0	0- 0	0- 0	NEUTRAL	0- 0	0- 0	0- 0				
0- 0	0- 0	0- 0	CONFERENCE	0- 0	0- 0	0- 0				
0- 0	0- 0	0- 0	HOME	0- 0	0- 0	0- 0				
0- 0	0- 0	0- 0	AWAY	0- 0	0- 0	0- 0				
0- 0	0- 0	0- 0	NEUTRAL	0- 0	0- 0	0- 0				

RPI	S	Opponent	Score	RPI	S	Opponent	Score	RPI	S	Opponent	Score	RPI	S	Opponent	Score	Team's RPI: 167
17	A	TCU	49 59					66	H	Colgate	58 62	101	H	Duquesne	62 72	
												117	H	Binghamton	56 59	
												226	A	Delaware St.	77 51	
												238	H	Niagara	82 59	
												240	A	UMass Lowell	70 56	
												309	H	NJIT	68 44	
												328	A	Albany (NY)	71 51	
LAST 10 Division I																
309	H	NJIT	68 44	101	H	Duquesne	62 72									
66	H	Colgate	58 62	117	H	Binghamton	56 59									
17	A	TCU	49 59	240	A	UMass Lowell	70 56									
328	A	Albany (NY)	71 51	226	A	Delaware St.	77 51									
				238	H	Niagara	82 59									

Non-Div I Games:

Cornell

Average RPI Win:	135	WON-LOST	WINNING	LAST 10	STRENGTH OF	OPP. STRENGTH	TEAM	ADJ.	CONF.	ADJ CONF.
Average RPI Loss:	35	RECORD	PCT. RANK	GAMES	SCHEDULE	OF SCHEDULE	RPI	RPI	RPI	RPI
DIV. I ONLY	8- 3	68	7-3	12	118	11	11	6	6	
DIV. I NON-CONF.	8- 3	68	7-3	12	118	11	11	6	6	
TOTALS	RPI 1-25	RPI 26-50	W-L RECORDS	RPI 51-100	RPI 101-150	RPI 150+				
8- 3	0- 1	1- 1	OVERALL	3- 1	2- 0	2- 0				
4- 0	0- 0	1- 0	HOME	0- 0	2- 0	1- 0				
2- 3	0- 1	0- 1	AWAY	1- 1	0- 0	1- 0				
2- 0	0- 0	0- 0	NEUTRAL	2- 0	0- 0	0- 0				
8- 3	0- 1	1- 1	NON-CONFERENCE	3- 1	2- 0	2- 0				
4- 0	0- 0	1- 0	HOME	0- 0	2- 0	1- 0				
2- 3	0- 1	0- 1	AWAY	1- 1	0- 0	1- 0				
2- 0	0- 0	0- 0	NEUTRAL	2- 0	0- 0	0- 0				
0- 0	0- 0	0- 0	CONFERENCE	0- 0	0- 0	0- 0				
0- 0	0- 0	0- 0	HOME	0- 0	0- 0	0- 0				
0- 0	0- 0	0- 0	AWAY	0- 0	0- 0	0- 0				
0- 0	0- 0	0- 0	NEUTRAL	0- 0	0- 0	0- 0				

RPI 1-25				RPI 26-50				RPI 51-100				RPI 101+			
RPI	S	Opponent	Score	RPI	S	Opponent	Score	RPI	S	Opponent	Score	RPI	S	Opponent	Score
23	A	South Dakota	65 72	28	A	Drake	53 63	54	A	Arizona St.	55 70	130	H	Wichita St.	56 46
				47	H	UNI	57 54	62	N	Temple	69 59	132	H	South Dakota St.	61 48
								67	N	West Virginia	82 75	260	A	Omaha	67 54
								96	A	Nebraska	79 74	286	H	North Dakota St.	70 59
LAST 10 Division I															
54	A	Arizona St.	55 70	130	H	Wichita St.	56 46								
96	A	Nebraska	79 74	47	H	UNI	57 54								
286	H	North Dakota St.	70 59	23	A	South Dakota	65 72								
28	A	Drake	53 63	62	N	Temple	69 59								
132	H	South Dakota St.	61 48	67	N	West Virginia	82 75								

Non-Div I Games:

Creighton

■ Loss,
 ■ Non-Conf, S Site,
 ■ Home
 ■ Away
 N Neutral

Average RPI Win:	234	WON-LOST	WINNING	LAST 10	STRENGTH OF	OPP. STRENGTH	TEAM	ADJ.	CONF.	ADJ CONF.
Average RPI Loss:	127	RECORD	PCT. RANK	GAMES	SCHEDULE	OF SCHEDULE	RPI	RPI	RPI	RPI
DIV. I ONLY	6- 4	123	6-4	215	175	143	143	9	9	
DIV. I NON-CONF.	6- 4	123	6-4	217	177	144	144	9	9	
TOTALS	RPI 1-25	RPI 26-50	W-L RECORDS	RPI 51-100	RPI 101-150	RPI 150+				
6- 4	0- 1	0- 0	OVERALL	0- 1	1- 0	5- 2				
4- 1	0- 0	0- 0	HOME	0- 0	1- 0	3- 1				
2- 3	0- 1	0- 0	AWAY	0- 1	0- 0	2- 1				
0- 0	0- 0	0- 0	NEUTRAL	0- 0	0- 0	0- 0				
6- 4	0- 1	0- 0	NON-CONFERENCE	0- 1	1- 0	5- 2				
4- 1	0- 0	0- 0	HOME	0- 0	1- 0	3- 1				
2- 3	0- 1	0- 0	AWAY	0- 1	0- 0	2- 1				
0- 0	0- 0	0- 0	NEUTRAL	0- 0	0- 0	0- 0				
0- 0	0- 0	0- 0	CONFERENCE	0- 0	0- 0	0- 0				
0- 0	0- 0	0- 0	HOME	0- 0	0- 0	0- 0				
0- 0	0- 0	0- 0	AWAY	0- 0	0- 0	0- 0				
0- 0	0- 0	0- 0	NEUTRAL	0- 0	0- 0	0- 0				

RPI S	Opponent	Score	RPI S	Opponent	Score	RPI S	Opponent	Score	RPI S	Opponent	Score
14	A Northwestern	37 79				59	A Loyola Chicago	40 61	121	H Merrimack	57 52
									180	H Texas St.	51 61
									217	A Fairfield	52 51
									239	H Maine	57 41
									240	A UMass Lowell	62 51
									254	A Manhattan	58 70
									256	H Vermont	72 55
									333	H New Hampshire	66 47
LAST 10 Division I											
333	H New Hampshire	66 47	180	H Texas St.	51 61						
254	A Manhattan	58 70	240	A UMass Lowell	62 51						
217	A Fairfield	52 51	239	H Maine	57 41						
121	H Merrimack	57 52	14	A Northwestern	37 79						
256	H Vermont	72 55	59	A Loyola Chicago	40 61						

Non-Div I Games:

Average RPI Win:	248	WON-LOST	WINNING	LAST 10	STRENGTH OF	OPP. STRENGTH	TEAM	ADJ.	CONF.	ADJ CONF.
Average RPI Loss:	66	RECORD	PCT. RANK	GAMES	SCHEDULE	OF SCHEDULE	RPI	RPI	RPI	RPI
DIV. I ONLY	6- 4	123	6-4	266	55	115	115	11	11	
DIV. I NON-CONF.	6- 4	123	6-4	266	55	115	115	11	11	
TOTALS	RPI 1-25	RPI 26-50	W-L RECORDS	RPI 51-100	RPI 101-150	RPI 150+				
6- 4	0- 2	0- 0	OVERALL	0- 1	0- 0	6- 1				
2- 0	0- 0	0- 0	HOME	0- 0	0- 0	2- 0				
3- 4	0- 2	0- 0	AWAY	0- 1	0- 0	3- 1				
1- 0	0- 0	0- 0	NEUTRAL	0- 0	0- 0	1- 0				
6- 4	0- 2	0- 0	NON-CONFERENCE	0- 1	0- 0	6- 1				
2- 0	0- 0	0- 0	HOME	0- 0	0- 0	2- 0				
3- 4	0- 2	0- 0	AWAY	0- 1	0- 0	3- 1				
1- 0	0- 0	0- 0	NEUTRAL	0- 0	0- 0	1- 0				
0- 0	0- 0	0- 0	CONFERENCE	0- 0	0- 0	0- 0				
0- 0	0- 0	0- 0	HOME	0- 0	0- 0	0- 0				
0- 0	0- 0	0- 0	AWAY	0- 0	0- 0	0- 0				
0- 0	0- 0	0- 0	NEUTRAL	0- 0	0- 0	0- 0				

RPI 1-25				RPI 26-50				RPI 51-100				RPI 101+				Team's RPI: 115
RPI	S	Opponent	Score	RPI	S	Opponent	Score	RPI	S	Opponent	Score	RPI	S	Opponent	Score	
24	A	Duke	52 82					63	A	Drexel	63 74	153	A	Columbia	60 63	
25	A	Virginia Tech	68 88									192	A	UMKC	74 64	
												194	N	UC Irvine	78 72	
												230	H	Georgetown	66 52	
												248	A	ETSU	75 60	
												299	A	High Point	73 63	
												326	H	Western Caro.	101 51	
LAST 10 Division I																
153	A	Columbia	60 63	299	A	High Point	73 63									
192	A	UMKC	74 64	248	A	ETSU	75 60									
194	N	UC Irvine	78 72	24	A	Duke	52 82									
63	A	Drexel	63 74	25	A	Virginia Tech	68 88									
230	H	Georgetown	66 52	326	H	Western Caro.	101 51									

Non-Div I Games: Newberry 75 46

Davidson

■ Loss,
 ■ Non-Conf,
 ■ S Site,
 ■ H Home
 ■ A Away
 N Neutral

Average RPI Win:	253	WON-LOST	WINNING	LAST 10	STRENGTH OF	OPP. STRENGTH	TEAM	ADJ.	CONF.	ADJ CONF.
Average RPI Loss:	62	RECORD	PCT. RANK	GAMES	SCHEDULE	OF SCHEDULE	RPI	RPI	RPI	RPI
DIV. I ONLY	5- 7	209	3-7	73	72	137	137	11	11	
DIV. I NON-CONF.	5- 7	209	3-7	72	72	138	138	11	11	
TOTALS	RPI 1-25	RPI 26-50	W-L RECORDS	RPI 51-100	RPI 101-150	RPI 150+				
5- 7	0- 3	0- 0	OVERALL	0- 2	0- 1	5- 1				
2- 2	0- 2	0- 0	HOME	0- 0	0- 0	2- 0				
2- 2	0- 0	0- 0	AWAY	0- 2	0- 0	2- 0				
1- 3	0- 1	0- 0	NEUTRAL	0- 0	0- 1	1- 1				
5- 7	0- 3	0- 0	NON-CONFERENCE	0- 2	0- 1	5- 1				
2- 2	0- 2	0- 0	HOME	0- 0	0- 0	2- 0				
2- 2	0- 0	0- 0	AWAY	0- 2	0- 0	2- 0				
1- 3	0- 1	0- 0	NEUTRAL	0- 0	0- 1	1- 1				
0- 0	0- 0	0- 0	CONFERENCE	0- 0	0- 0	0- 0				
0- 0	0- 0	0- 0	HOME	0- 0	0- 0	0- 0				
0- 0	0- 0	0- 0	AWAY	0- 0	0- 0	0- 0				
0- 0	0- 0	0- 0	NEUTRAL	0- 0	0- 0	0- 0				

RPI	S	Opponent	Score	RPI	S	Opponent	Score	RPI	S	Opponent	Score	RPI	S	Opponent	Score	Team's RPI: 137
1	H	UConn	37 75					69	A	Central Mich.	80 81	105	N	Auburn	74 76	
6	N	Gonzaga	65 76					78	A	Buffalo	59 67	169	N	Wake Forest	59 78	
7	H	South Carolina	49 75									200	A	Toledo	60 42	
												211	A	Northeastern	71 60	
												239	N	Maine	78 49	
												302	H	Morehead St.	58 41	
												313	H	Lipscomb	82 60	
LAST 10 Division I																
169	N	Wake Forest	59 78	78	A	Buffalo	59 67	302	H	Morehead St.	58 41	105	N	Auburn	74 76	
1	H	UConn	37 75	239	N	Maine	78 49	6	N	Gonzaga	65 76					
69	A	Central Mich.	80 81													
211	A	Northeastern	71 60													
7	H	South Carolina	49 75													

Non-Div I Games:

Dayton

■ Loss,
 ■ Non-Conf,
 ■ S Site,
 ■ H Home
 ■ A Away
 N Neutral

Through Games of Dec. 19, 1919										
Average RPI Win:	120	WON-LOST	WINNING	LAST 10	STRENGTH OF	OPP. STRENGTH	TEAM	ADJ.	CONF.	ADJ CONF.
Average RPI Loss:	3	RECORD	PCT. RANK	GAMES	SCHEDULE	OF SCHEDULE	RPI	RPI	RPI	RPI
DIV. I ONLY	10- 2	36	8-2	25	7	9	9	6	6	
DIV. I NON-CONF.	10- 2	36	8-2	24	7	9	9	6	6	

TOTALS	RPI 1-25	RPI 26-50		W-L RECORDS		RPI 51-100	RPI 101-150	RPI 150+		
10- 2	1- 2	1- 0		OVERALL		4- 0	1- 0	3- 0		
6- 1	0- 1	1- 0		HOME		1- 0	1- 0	3- 0		
4- 1	1- 1	0- 0		AWAY		3- 0	0- 0	0- 0		
0- 0	0- 0	0- 0		NEUTRAL		0- 0	0- 0	0- 0		
10- 2	1- 2	1- 0		NON-CONFERENCE		4- 0	1- 0	3- 0		
6- 1	0- 1	1- 0		HOME		1- 0	1- 0	3- 0		
4- 1	1- 1	0- 0		AWAY		3- 0	0- 0	0- 0		
0- 0	0- 0	0- 0		NEUTRAL		0- 0	0- 0	0- 0		
0- 0	0- 0	0- 0		CONFERENCE		0- 0	0- 0	0- 0		
0- 0	0- 0	0- 0		HOME		0- 0	0- 0	0- 0		
0- 0	0- 0	0- 0		AWAY		0- 0	0- 0	0- 0		
0- 0	0- 0	0- 0		NEUTRAL		0- 0	0- 0	0- 0		

RPI 1-25				Team's RPI: 9		RPI 26-50				RPI 51-100				RPI 101+					
RPI	S	Opponent	Score		RPI	S	Opponent	Score		RPI	S	Opponent	Score		RPI	S	Opponent	Score	
1	H	UConn	74	84	36	H	Miami (FL)	89	83	59	A	Loyola Chicago	83	76	135	H	Miami (OH)	98	79
5	A	Oregon St.	77	98						63	H	Drexel	81	57	193	H	Milwaukee	94	65
14	A	Northwestern	70	68						71	A	Notre Dame	105	94	253	H	Arkansas St.	109	64
										95	A	Green Bay	76	65	284	H	Alabama St.	105	76
LAST 10 Division I																			
59	A	Loyola Chicago	83	76	1	H	UConn	74	84	284	H	Alabama St.	105	76					
193	H	Milwaukee	94	65	71	A	Notre Dame	105	94	95	A	Green Bay	76	65					
36	H	Miami (FL)	89	83	14	A	Northwestern	70	68										
253	H	Arkansas St.	109	64															
5	A	Oregon St.	77	98															

Non-Div I Games:

DePaul

Delaware

Through Games Of Dec. 20, 2019

Average RPI Win:	163	WON-LOST	WINNING	LAST 10	STRENGTH OF	OPP. STRENGTH	TEAM	ADJ.	CONF.	ADJ CONF.
Average RPI Loss:	131	RECORD	PCT. RANK	GAMES	SCHEDULE	OF SCHEDULE	RPI	RPI	RPI	RPI
DIV. I ONLY	3- 7	250	3-7	161	102	203	203	18	18	
DIV. I NON-CONF.	3- 7	248	3-7	163	102	202	202	18	18	
TOTALS	RPI 1-25	RPI 26-50	W-L RECORDS	RPI 51-100	RPI 101-150	RPI 150+				
3- 7	0- 0	0- 2	OVERALL	0- 1	1- 1	2- 3				
0- 3	0- 0	0- 0	HOME	0- 0	0- 1	0- 2				
2- 4	0- 0	0- 2	AWAY	0- 1	0- 0	2- 1				
1- 0	0- 0	0- 0	NEUTRAL	0- 0	1- 0	0- 0				
3- 7	0- 0	0- 2	NON-CONFERENCE	0- 1	1- 1	2- 3				
0- 3	0- 0	0- 0	HOME	0- 0	0- 1	0- 2				
2- 4	0- 0	0- 2	AWAY	0- 1	0- 0	2- 1				
1- 0	0- 0	0- 0	NEUTRAL	0- 0	1- 0	0- 0				
0- 0	0- 0	0- 0	CONFERENCE	0- 0	0- 0	0- 0				
0- 0	0- 0	0- 0	HOME	0- 0	0- 0	0- 0				
0- 0	0- 0	0- 0	AWAY	0- 0	0- 0	0- 0				
0- 0	0- 0	0- 0	NEUTRAL	0- 0	0- 0	0- 0				

RPI 1-25				RPI 26-50				RPI 51-100				RPI 101+				Team's RPI: 203	
RPI	S	Opponent	Score	RPI	S	Opponent	Score	RPI	S	Opponent	Score	RPI	S	Opponent	Score		
				39	A	Charlotte	57 61	100	A	UCF	49 75	106	H	George Washington	49 63		
				48	A	Maryland	55 99					128	N	Santa Clara	81 80		
												155	A	Robert Morris	73 62		
												162	A	Gardner-Webb	65 67		
												206	A	Cal St. Fullerton	72 55		
												226	H	Delaware St.	64 67		
												239	H	Maine	56 69		
LAST 10 Division I																	
				39	A	Charlotte	57 61	162	A	Gardner-Webb	65 67						
				100	A	UCF	49 75	155	A	Robert Morris	73 62						
				48	A	Maryland	55 99	106	H	George Washington	49 63						
				226	H	Delaware St.	64 67	128	N	Santa Clara	81 80						
				239	H	Maine	56 69	206	A	Cal St. Fullerton	72 55						

Non-Div I Games:

Delaware

Loss, Non-Conf, S Site, H Home A Away N Neutral

Average RPI Win:	260	WON-LOST	WINNING	LAST 10	STRENGTH OF	OPP. STRENGTH	TEAM	ADJ.	CONF.	ADJ CONF.
Average RPI Loss:	137	RECORD	PCT. RANK	GAMES	SCHEDULE	OF SCHEDULE	RPI	RPI	RPI	RPI
DIV. I ONLY	2- 8	301	2-8	31	343	226	226	31	31	
DIV. I NON-CONF.	2- 8	300	2-8	31	343	225	225	31	31	
TOTALS	RPI 1-25	RPI 26-50	W-L RECORDS	RPI 51-100	RPI 101-150	RPI 150+				
2- 8	0- 0	0- 1	OVERALL	0- 1	0- 3	2- 3				
1- 5	0- 0	0- 0	HOME	0- 0	0- 3	1- 2				
1- 3	0- 0	0- 1	AWAY	0- 1	0- 0	1- 1				
0- 0	0- 0	0- 0	NEUTRAL	0- 0	0- 0	0- 0				
2- 8	0- 0	0- 1	NON-CONFERENCE	0- 1	0- 3	2- 3				
1- 5	0- 0	0- 0	HOME	0- 0	0- 3	1- 2				
1- 3	0- 0	0- 1	AWAY	0- 1	0- 0	1- 1				
0- 0	0- 0	0- 0	NEUTRAL	0- 0	0- 0	0- 0				
0- 0	0- 0	0- 0	CONFERENCE	0- 0	0- 0	0- 0				
0- 0	0- 0	0- 0	HOME	0- 0	0- 0	0- 0				
0- 0	0- 0	0- 0	AWAY	0- 0	0- 0	0- 0				
0- 0	0- 0	0- 0	NEUTRAL	0- 0	0- 0	0- 0				

RPI 1-25			RPI 26-50			RPI 51-100			RPI 101+			Team's RPI: 226
RPI	S	Opponent	Score	RPI	S	Opponent	Score	RPI	S	Opponent	Score	
				42	A	James Madison	64 83	88	A	Boston College	69 109	103 H Lehigh 38 68
												117 H Binghamton 66 75
												133 H Cleveland St. 49 57
												167 H Cornell 51 77
												168 H William & Mary 52 73
												203 A Delaware 67 64
												280 A Longwood 62 78
												317 H Saint Peter's 89 66
LAST 10 Division I												
				88	A	Boston College	69 109	42	A	James Madison	64 83	
				167	H	Cornell	51 77	280	A	Longwood	62 78	
				117	H	Binghamton	66 75	317	H	Saint Peter's	89 66	
				203	A	Delaware	67 64	133	H	Cleveland St.	49 57	
				103	H	Lehigh	38 68	168	H	William & Mary	52 73	

Non-Div I Games: Post 67 41 Georgian Court 69 48

Delaware St.

■ Loss,
 ■ Non-Conf,
 ■ S Site,
 ■ H Home
 ■ A Away
 N Neutral

Average RPI Win:	204	WON-LOST	WINNING	LAST 10	STRENGTH OF	OPP. STRENGTH	TEAM	ADJ.	CONF.	ADJ CONF.
Average RPI Loss:	168	RECORD	PCT. RANK	GAMES	SCHEDULE	OF SCHEDULE	RPI	RPI	RPI	RPI
DIV. I ONLY	5- 6	187	5-5	240	182	258	258	17	17	
DIV. I NON-CONF.	5- 6	188	5-5	242	184	259	259	17	17	
TOTALS	RPI 1-25	RPI 26-50	W-L RECORDS	RPI 51-100	RPI 101-150	RPI 150+				
5- 6	0- 0	0- 1	OVERALL	0- 0	1- 2	4- 3				
5- 2	0- 0	0- 0	HOME	0- 0	1- 0	4- 2				
0- 3	0- 0	0- 1	AWAY	0- 0	0- 1	0- 1				
0- 1	0- 0	0- 0	NEUTRAL	0- 0	0- 1	0- 0				
5- 6	0- 0	0- 1	NON-CONFERENCE	0- 0	1- 2	4- 3				
5- 2	0- 0	0- 0	HOME	0- 0	1- 0	4- 2				
0- 3	0- 0	0- 1	AWAY	0- 0	0- 1	0- 1				
0- 1	0- 0	0- 0	NEUTRAL	0- 0	0- 1	0- 0				
0- 0	0- 0	0- 0	CONFERENCE	0- 0	0- 0	0- 0				
0- 0	0- 0	0- 0	HOME	0- 0	0- 0	0- 0				
0- 0	0- 0	0- 0	AWAY	0- 0	0- 0	0- 0				
0- 0	0- 0	0- 0	NEUTRAL	0- 0	0- 0	0- 0				

RPI S	Opponent	Score	RPI S	Opponent	Score	RPI S	Opponent	Score	RPI S	Opponent	Score	Team's RPI: 258
			32 A	Colorado	70 96				111 N	Akron	72 88	
									141 A	Lamar University	59 71	
									142 H	Northern Colo.	74 55	
									176 H	Southern Utah	81 73	
									187 H	Wyoming	71 57	
									192 A	UMKC	79 83	
									194 H	UC Irvine	83 75	
									210 H	Alabama A&M	83 86	
									319 H	Cal Poly	96 66	
									321 H	New Mexico St.	75 78	
LAST 10 Division I												
			111 N	Akron	72 88				176 H	Southern Utah	81 73	
			194 H	UC Irvine	83 75				32 A	Colorado	70 96	
			319 H	Cal Poly	96 66				141 A	Lamar University	59 71	
			187 H	Wyoming	71 57				142 H	Northern Colo.	74 55	
			321 H	New Mexico St.	75 78				210 H	Alabama A&M	83 86	

Non-Div I Games: Colo. Christian 89 49

Denver

Detroit Mercy

Through Games Of Dec. 20, 2019

Average RPI Win:	0	WON-LOST	WINNING	LAST 10	STRENGTH OF	OPP. STRENGTH	TEAM	ADJ.	CONF.	ADJ CONF.
Average RPI Loss:	167	RECORD	PCT. RANK	GAMES	SCHEDULE	OF SCHEDULE	RPI	RPI	RPI	RPI
DIV. I ONLY	0- 10	336	0-10	132	275	323	323	16	16	
DIV. I NON-CONF.	0- 10	336	0-10	131	276	322	322	16	16	
TOTALS	RPI 1-25	RPI 26-50	W-L RECORDS	RPI 51-100	RPI 101-150	RPI 150+				
0- 10	0- 0	0- 0	OVERALL	0- 2	0- 3	0- 5				
0- 4	0- 0	0- 0	HOME	0- 1	0- 2	0- 1				
0- 4	0- 0	0- 0	AWAY	0- 1	0- 1	0- 2				
0- 2	0- 0	0- 0	NEUTRAL	0- 0	0- 0	0- 2				
0- 10	0- 0	0- 0	NON-CONFERENCE	0- 2	0- 3	0- 5				
0- 4	0- 0	0- 0	HOME	0- 1	0- 2	0- 1				
0- 4	0- 0	0- 0	AWAY	0- 1	0- 1	0- 2				
0- 2	0- 0	0- 0	NEUTRAL	0- 0	0- 0	0- 2				
0- 0	0- 0	0- 0	CONFERENCE	0- 0	0- 0	0- 0				
0- 0	0- 0	0- 0	HOME	0- 0	0- 0	0- 0				
0- 0	0- 0	0- 0	AWAY	0- 0	0- 0	0- 0				
0- 0	0- 0	0- 0	NEUTRAL	0- 0	0- 0	0- 0				

RPI 1-25				RPI 26-50				RPI 51-100				RPI 101+				Team's RPI: 323	
RPI	S	Opponent	Score	RPI	S	Opponent	Score	RPI	S	Opponent	Score	RPI	S	Opponent	Score		
								59	H	Loyola Chicago	60	89	111	H	Akron	60	81
								97	A	Butler	60	82	127	A	Michigan St.	52	110
													136	H	Valparaiso	58	77
													152	A	George Mason	62	75
													200	H	Toledo	64	82
													235	N	Tennessee Tech	47	69
													274	A	Western Mich.	67	82
													283	N	Sacred Heart	60	66
LAST 10 Division I																	
200	H	Toledo	64	82	136	H	Valparaiso	58	77								
152	A	George Mason	62	75	235	N	Tennessee Tech	47	69								
97	A	Butler	60	82	283	N	Sacred Heart	60	66								
127	A	Michigan St.	52	110	111	H	Akron	60	81								
59	H	Loyola Chicago	60	89	274	A	Western Mich.	67	82								

Non-Div I Games:

Detroit Mercy

Loss, Non-Conf, S Site, H Home A Away N Neutral

Drake

Through Games Of Dec. 20, 2019

Through Games of Dec. 10, 1919

Average RPI Win:	138	WON-LOST	WINNING	LAST 10	STRENGTH OF	OPP. STRENGTH	TEAM	ADJ.	CONF.	ADJ CONF.
Average RPI Loss:	25	RECORD	PCT. RANK	GAMES	SCHEDULE	OF SCHEDULE	RPI	RPI	RPI	RPI
DIV. I ONLY	6- 3	88	6-3	29	22	28	28	7	7	
DIV. I NON-CONF.	6- 3	86	6-3	28	21	28	28	7	7	
TOTALS	RPI 1-25	RPI 26-50	W-L RECORDS	RPI 51-100	RPI 101-150	RPI 150+				
6- 3	1- 2	0- 1	OVERALL	0- 0	3- 0	2- 0				
4- 0	1- 0	0- 0	HOME	0- 0	2- 0	1- 0				
0- 2	0- 1	0- 1	AWAY	0- 0	0- 0	0- 0				
2- 1	0- 1	0- 0	NEUTRAL	0- 0	1- 0	1- 0				
6- 3	1- 2	0- 1	NON-CONFERENCE	0- 0	3- 0	2- 0				
4- 0	1- 0	0- 0	HOME	0- 0	2- 0	1- 0				
0- 2	0- 1	0- 1	AWAY	0- 0	0- 0	0- 0				
2- 1	0- 1	0- 0	NEUTRAL	0- 0	1- 0	1- 0				
0- 0	0- 0	0- 0	CONFERENCE	0- 0	0- 0	0- 0				
0- 0	0- 0	0- 0	HOME	0- 0	0- 0	0- 0				
0- 0	0- 0	0- 0	AWAY	0- 0	0- 0	0- 0				
0- 0	0- 0	0- 0	NEUTRAL	0- 0	0- 0	0- 0				

RPI 1-25				RPI 26-50				Team's RPI: 28				RPI 51-100				RPI 101+			
RPI	S	Opponent	Score	RPI	S	Opponent	Score	RPI	S	Opponent	Score	RPI	S	Opponent	Score	RPI	S	Opponent	Score
11	H	Creighton	63 53	35	A	Oklahoma	84 93					105	N	Auburn	83 82				
18	N	Purdue	47 67									116	H	Iowa St.	86 81				
23	A	South Dakota	94 102									132	H	South Dakota St.	74 67				
												223	H	Western Ill.	94 75				
												239	N	Maine	94 62				
LAST 10 Division I																			
				35	A	Oklahoma	84 93	105	N	Auburn	83 82								
				23	A	South Dakota	94 102	239	N	Maine	94 62								
				116	H	Iowa St.	86 81	18	N	Purdue	47 67								
				132	H	South Dakota St.	74 67	223	H	Western Ill.	94 75								
								11	H	Creighton	63 53								

Non-Div I Games: Waldorf 103 18

Drake

■ Loss,
 ■ Non-Conf, S Site,
 ■ Home
 ■ Away
 N Neutral

Average RPI Win:	140	WON-LOST	WINNING	LAST 10	STRENGTH OF	OPP. STRENGTH	TEAM	ADJ.	CONF.	ADJ CONF.
Average RPI Loss:	69	RECORD	PCT. RANK	GAMES	SCHEDULE	OF SCHEDULE	RPI	RPI	RPI	RPI
DIV. I ONLY	6- 5	154	5-5	36	121	63	63	18	18	
DIV. I NON-CONF.	6- 5	153	5-5	36	121	62	62	18	18	
TOTALS	RPI 1-25	RPI 26-50	W-L RECORDS	RPI 51-100	RPI 101-150	RPI 150+				
6- 5	0- 1	0- 0	OVERALL	1- 3	4- 1	1- 0				
4- 1	0- 0	0- 0	HOME	1- 1	3- 0	0- 0				
2- 3	0- 1	0- 0	AWAY	0- 1	1- 1	1- 0				
0- 1	0- 0	0- 0	NEUTRAL	0- 1	0- 0	0- 0				
6- 5	0- 1	0- 0	NON-CONFERENCE	1- 3	4- 1	1- 0				
4- 1	0- 0	0- 0	HOME	1- 1	3- 0	0- 0				
2- 3	0- 1	0- 0	AWAY	0- 1	1- 1	1- 0				
0- 1	0- 0	0- 0	NEUTRAL	0- 1	0- 0	0- 0				
0- 0	0- 0	0- 0	CONFERENCE	0- 0	0- 0	0- 0				
0- 0	0- 0	0- 0	HOME	0- 0	0- 0	0- 0				
0- 0	0- 0	0- 0	AWAY	0- 0	0- 0	0- 0				
0- 0	0- 0	0- 0	NEUTRAL	0- 0	0- 0	0- 0				

RPI 1-25				RPI 26-50				RPI 51-100 Team's RPI: 63				RPI 101+			
RPI	S	Opponent	Score	RPI	S	Opponent	Score	RPI	S	Opponent	Score	RPI	S	Opponent	Score
9	A	DePaul	57 81					72	H	Pacific	51 58	107	A	Bucknell	49 60
								76	H	Richmond	58 52	115	H	Davidson	74 63
								78	N	Buffalo	59 63	138	H	Villanova	54 52
								81	A	Penn	49 53	145	A	Saint Joseph's	62 52
												150	H	La Salle	69 31
												218	A	Quinnipiac	66 62
LAST 10 Division I															
81	A	Penn	49 53	107	A	Bucknell	49 60								
150	H	La Salle	69 31	138	H	Villanova	54 52								
72	H	Pacific	51 58	145	A	Saint Joseph's	62 52								
9	A	DePaul	57 81	78	N	Buffalo	59 63								
115	H	Davidson	74 63	76	H	Richmond	58 52								

Non-Div I Games:

Drexel

Average RPI Win:	168	WON-LOST	WINNING	LAST 10	STRENGTH OF	OPP. STRENGTH	TEAM	ADJ.	CONF.	ADJ CONF.
Average RPI Loss:	31	RECORD	PCT. RANK	GAMES	SCHEDULE	OF SCHEDULE	RPI	RPI	RPI	RPI
DIV. I ONLY	7- 4	99	6-4	4	183	24	24	3	3	
DIV. I NON-CONF.	6- 4	123	5-4	3	194	25	25	3	3	
TOTALS	RPI 1-25	RPI 26-50	W-L RECORDS	RPI 51-100	RPI 101-150	RPI 150+				
7- 4	0- 3	1- 0	OVERALL	2- 1	1- 0	3- 0				
6- 1	0- 1	1- 0	HOME	2- 0	1- 0	2- 0				
1- 3	0- 2	0- 0	AWAY	0- 1	0- 0	1- 0				
0- 0	0- 0	0- 0	NEUTRAL	0- 0	0- 0	0- 0				
6- 4	0- 3	1- 0	NON-CONFERENCE	1- 1	1- 0	3- 0				
5- 1	0- 1	1- 0	HOME	1- 0	1- 0	2- 0				
1- 3	0- 2	0- 0	AWAY	0- 1	0- 0	1- 0				
0- 0	0- 0	0- 0	NEUTRAL	0- 0	0- 0	0- 0				
1- 0	0- 0	0- 0	CONFERENCE	1- 0	0- 0	0- 0				
1- 0	0- 0	0- 0	HOME	1- 0	0- 0	0- 0				
0- 0	0- 0	0- 0	AWAY	0- 0	0- 0	0- 0				
0- 0	0- 0	0- 0	NEUTRAL	0- 0	0- 0	0- 0				

RPI	S	Opponent	Score	RPI	S	Opponent	Score	RPI	S	Opponent	Score	RPI	S	Opponent	Score
7	A	South Carolina	46 89	50	H	Troy	99 85	81	H	Penn	66 50	115	H	Davidson	82 52
8	A	Texas A&M	58 79					88	H	Boston College	85 73	267	H	Idaho St.	85 66
14	H	Northwestern	42 63					96	A	Nebraska	79 83	279	A	UNLV	57 45
												299	H	High Point	93 57
LAST 10 Division I															
7	A	South Carolina	46 89	96	A	Nebraska	79 83	81	H	Penn	66 50	115	H	Davidson	82 52
88	H	Boston College	85 73	50	H	Troy	99 85	267	H	Idaho St.	85 66				
14	H	Northwestern	42 63												
279	A	UNLV	57 45												
8	A	Texas A&M	58 79												

Non-Div I Games:

Duke

Average RPI Win:	221	WON-LOST	WINNING	LAST 10	STRENGTH OF	OPP. STRENGTH	TEAM	ADJ.	CONF.	ADJ CONF.
Average RPI Loss:	66	RECORD	PCT. RANK	GAMES	SCHEDULE	OF SCHEDULE	RPI	RPI	RPI	RPI
DIV. I ONLY	10- 2	36	10-0	288	98	101	101	11	11	
DIV. I NON-CONF.	10- 2	36	10-0	290	97	101	101	11	11	
TOTALS	RPI 1-25	RPI 26-50	W-L RECORDS	RPI 51-100	RPI 101-150	RPI 150+				
10- 2	0- 0	0- 0	OVERALL	0- 2	1- 0	9- 0				
4- 1	0- 0	0- 0	HOME	0- 1	0- 0	4- 0				
6- 1	0- 0	0- 0	AWAY	0- 1	1- 0	5- 0				
0- 0	0- 0	0- 0	NEUTRAL	0- 0	0- 0	0- 0				
10- 2	0- 0	0- 0	NON-CONFERENCE	0- 2	1- 0	9- 0				
4- 1	0- 0	0- 0	HOME	0- 1	0- 0	4- 0				
6- 1	0- 0	0- 0	AWAY	0- 1	1- 0	5- 0				
0- 0	0- 0	0- 0	NEUTRAL	0- 0	0- 0	0- 0				
0- 0	0- 0	0- 0	CONFERENCE	0- 0	0- 0	0- 0				
0- 0	0- 0	0- 0	HOME	0- 0	0- 0	0- 0				
0- 0	0- 0	0- 0	AWAY	0- 0	0- 0	0- 0				
0- 0	0- 0	0- 0	NEUTRAL	0- 0	0- 0	0- 0				

RPI 1-25			RPI 26-50			RPI 51-100			RPI 101+			Team's RPI: 101
RPI	S	Opponent	Score	RPI	S	Opponent	Score	RPI	S	Opponent	Score	
						62	A Temple	72	85	111	A Akron	88 63
						70	H Kent St.	75	77	167	A Cornell	72 62
										197	H Kennesaw St.	75 72
										200	H Toledo	79 74
										201	H Saint Francis (PA)	72 69
										204	A Iona	76 74
										229	A Lafayette	73 65
										254	A Manhattan	76 65
										305	A Pittsburgh	81 62
										338	H Central Conn. St.	72 33
LAST 10 Division I												
						197	H Kennesaw St.	75 72		167	A Cornell	72 62
						201	H Saint Francis (PA)	72 69		200	H Toledo	79 74
						229	A Lafayette	73 65		111	A Akron	88 63
						204	A Iona	76 74		338	H Central Conn. St.	72 33
						254	A Manhattan	76 65		305	A Pittsburgh	81 62

Non-Div I Games:

Duquesne

Average RPI Win:	212	WON-LOST	WINNING	LAST 10	STRENGTH OF	OPP. STRENGTH	TEAM	ADJ.	CONF.	ADJ CONF.
Average RPI Loss:	158	RECORD	PCT. RANK	GAMES	SCHEDULE	OF SCHEDULE	RPI	RPI	RPI	RPI
DIV. I ONLY	4- 9	249	3-7	138	302	248	248	21	21	
DIV. I NON-CONF.	4- 9	247	3-7	139	301	249	249	21	21	
TOTALS	RPI 1-25	RPI 26-50	W-L RECORDS	RPI 51-100	RPI 101-150	RPI 150+				
4- 9	0- 0	0- 2	OVERALL	0- 1	1- 2	3- 4				
2- 5	0- 0	0- 0	HOME	0- 0	0- 2	2- 3				
2- 4	0- 0	0- 2	AWAY	0- 1	1- 0	1- 1				
0- 0	0- 0	0- 0	NEUTRAL	0- 0	0- 0	0- 0				
4- 9	0- 0	0- 2	NON-CONFERENCE	0- 1	1- 2	3- 4				
2- 5	0- 0	0- 0	HOME	0- 0	0- 2	2- 3				
2- 4	0- 0	0- 2	AWAY	0- 1	1- 0	1- 1				
0- 0	0- 0	0- 0	NEUTRAL	0- 0	0- 0	0- 0				
0- 0	0- 0	0- 0	CONFERENCE	0- 0	0- 0	0- 0				
0- 0	0- 0	0- 0	HOME	0- 0	0- 0	0- 0				
0- 0	0- 0	0- 0	AWAY	0- 0	0- 0	0- 0				
0- 0	0- 0	0- 0	NEUTRAL	0- 0	0- 0	0- 0				

RPI S	Opponent	Score	RPI S	Opponent	Score	RPI S	Opponent	Score	RPI S	Opponent	Score	Team's RPI: 248
31	A Georgia Tech	48 87	50	A Troy	61 79	86	A N.C. A&T	69 80	115	H Davidson	60 75	
									129	A Liberty	63 62	
									133	H Cleveland St.	54 62	
									157	H Tennessee	68 72	
									169	H Wake Forest	67 60	
									273	H UNC Asheville	54 72	
									275	A Appalachian St.	67 61	
									276	H South Alabama	65 60	
									281	H Radford	43 67	
									299	A High Point	62 80	
LAST 10 Division I												
276	H South Alabama	65 60	50	A Troy	61 79	133	H Cleveland St.	54 62	169	H Wake Forest	67 60	
31	A Georgia Tech	48 87	273	H UNC Asheville	54 72	115	H Davidson	60 75	275	A Appalachian St.	67 61	
281	H Radford	43 67	86	A N.C. A&T	69 80							

Non-Div I Games:

ETSU

■ Loss,
 ■ Non-Conf,
 ■ S Site,
 ■ H Home
 ■ A Away
 N Neutral

North Carolina				Through Games Of Dec. 10, 1919						
Average RPI Win:	290	WON-LOST	WINNING	LAST 10	STRENGTH OF	OPP. STRENGTH	TEAM	ADJ.	CONF.	ADJ CONF.
Average RPI Loss:	123	RECORD	PCT. RANK	GAMES	SCHEDULE	OF SCHEDULE	RPI	RPI	RPI	RPI
DIV. I ONLY	3- 8	262	3-7	91	217	236	236	8	8	
DIV. I NON-CONF.	3- 8	263	3-7	91	219	235	235	8	8	

TOTALS	RPI 1-25		RPI 26-50	W-L RECORDS	RPI 51-100	RPI 101-150		RPI 150+		
3- 8	0- 1		0- 1	OVERALL	0- 1	0- 1		3- 4		
2- 4	0- 0		0- 1	HOME	0- 1	0- 0		2- 2		
1- 3	0- 0		0- 0	AWAY	0- 0	0- 1		1- 2		
0- 1	0- 1		0- 0	NEUTRAL	0- 0	0- 0		0- 0		
3- 8	0- 1		0- 1	NON-CONFERENCE	0- 1	0- 1		3- 4		
2- 4	0- 0		0- 1	HOME	0- 1	0- 0		2- 2		
1- 3	0- 0		0- 0	AWAY	0- 0	0- 1		1- 2		
0- 1	0- 1		0- 0	NEUTRAL	0- 0	0- 0		0- 0		
0- 0	0- 0		0- 0	CONFERENCE	0- 0	0- 0		0- 0		
0- 0	0- 0		0- 0	HOME	0- 0	0- 0		0- 0		
0- 0	0- 0		0- 0	AWAY	0- 0	0- 0		0- 0		
0- 0	0- 0		0- 0	NEUTRAL	0- 0	0- 0		0- 0		

RPI 1-25				RPI 26-50				RPI 51-100				RPI 101+				Team's RPI: 236	
RPI	S	Opponent	Score	RPI	S	Opponent	Score	RPI	S	Opponent	Score	RPI	S	Opponent	Score		
14	N	Northwestern	45 64	39	H	Charlotte	47 59	80	H	Middle Tenn.	66 68	129	A	Liberty	66 81		
												168	H	William & Mary	68 78		
												169	A	Wake Forest	53 76		
												189	A	VCU	40 53		
												198	H	Howard	51 67		
												280	A	Longwood	64 61		
												287	H	UMES	57 42		
												304	H	USC Upstate	69 48		
LAST 10 Division I																	
				14	N	Northwestern	45 64	129	A	Liberty	66 81						
				198	H	Howard	51 67	169	A	Wake Forest	53 76						
				39	H	Charlotte	47 59	280	A	Longwood	64 61						
				168	H	William & Mary	68 78	287	H	UMES	57 42						
				304	H	USC Upstate	69 48	189	A	VCU	40 53						

Non-Div I Games:

East Carolina

Loss, Non-Conf, S Site, H Home A Away N Neutral

Eastern Ill.

Through Games Of Dec. 20, 2019

Average RPI Win:	291	WON-LOST	WINNING	LAST 10	STRENGTH OF	OPP. STRENGTH	TEAM	ADJ.	CONF.	ADJ CONF.
Average RPI Loss:	143	RECORD	PCT. RANK	GAMES	SCHEDULE	OF SCHEDULE	RPI	RPI	RPI	RPI
DIV. I ONLY	5- 4	143	5-4	326	215	247	247	20	20	
DIV. I NON-CONF.	5- 4	141	5-4	326	217	247	247	20	20	
TOTALS	RPI 1-25	RPI 26-50	W-L RECORDS	RPI 51-100	RPI 101-150	RPI 150+				
5- 4	0- 0	0- 0	OVERALL	0- 2	0- 0	5- 2				
1- 2	0- 0	0- 0	HOME	0- 1	0- 0	1- 1				
3- 2	0- 0	0- 0	AWAY	0- 1	0- 0	3- 1				
1- 0	0- 0	0- 0	NEUTRAL	0- 0	0- 0	1- 0				
5- 4	0- 0	0- 0	NON-CONFERENCE	0- 2	0- 0	5- 2				
1- 2	0- 0	0- 0	HOME	0- 1	0- 0	1- 1				
3- 2	0- 0	0- 0	AWAY	0- 1	0- 0	3- 1				
1- 0	0- 0	0- 0	NEUTRAL	0- 0	0- 0	1- 0				
0- 0	0- 0	0- 0	CONFERENCE	0- 0	0- 0	0- 0				
0- 0	0- 0	0- 0	HOME	0- 0	0- 0	0- 0				
0- 0	0- 0	0- 0	AWAY	0- 0	0- 0	0- 0				
0- 0	0- 0	0- 0	NEUTRAL	0- 0	0- 0	0- 0				

RPI S	Opponent	Score	RPI S	Opponent	Score	RPI S	Opponent	Score	RPI S	Opponent	Score	Team's RPI: 247
59	H Loyola Chicago	67	83	A Wisconsin	63	159	A Northern Ill.	61	223	N Western Ill.	52	
						260	H Omaha	52	270	H Indiana St.	59	
						313	A Lipscomb	56	324	A UIC	45	
						335	A Evansville	44				
LAST 10 Division I												
223	N Western Ill.	52	260	H Omaha	52							
159	A Northern Ill.	61	313	A Lipscomb	56							
59	H Loyola Chicago	67	83	A Wisconsin	63							
270	H Indiana St.	59	335	A Evansville	44							
			324	A UIC	45							

Non-Div I Games: Lindenwood (MO) 88 66

Eastern Ill.

Loss, Non-Conf, S Site, H Home A Away N Neutral

Average RPI Win:	237	WON-LOST	WINNING	LAST 10	STRENGTH OF	OPP. STRENGTH	TEAM	ADJ.	CONF.	ADJ CONF.
Average RPI Loss:	108	RECORD	PCT. RANK	GAMES	SCHEDULE	OF SCHEDULE	RPI	RPI	RPI	RPI
DIV. I ONLY	5- 5	162	5-5	249	143	185	185	20	20	
DIV. I NON-CONF.	5- 5	160	5-5	252	143	185	185	20	20	
TOTALS	RPI 1-25	RPI 26-50	W-L RECORDS	RPI 51-100	RPI 101-150	RPI 150+				
5- 5	0- 0	0- 0	OVERALL	0- 3	1- 1	4- 1				
2- 2	0- 0	0- 0	HOME	0- 0	0- 1	2- 1				
3- 3	0- 0	0- 0	AWAY	0- 3	1- 0	2- 0				
0- 0	0- 0	0- 0	NEUTRAL	0- 0	0- 0	0- 0				
5- 5	0- 0	0- 0	NON-CONFERENCE	0- 3	1- 1	4- 1				
2- 2	0- 0	0- 0	HOME	0- 0	0- 1	2- 1				
3- 3	0- 0	0- 0	AWAY	0- 3	1- 0	2- 0				
0- 0	0- 0	0- 0	NEUTRAL	0- 0	0- 0	0- 0				
0- 0	0- 0	0- 0	CONFERENCE	0- 0	0- 0	0- 0				
0- 0	0- 0	0- 0	HOME	0- 0	0- 0	0- 0				
0- 0	0- 0	0- 0	AWAY	0- 0	0- 0	0- 0				
0- 0	0- 0	0- 0	NEUTRAL	0- 0	0- 0	0- 0				

RPI 1-25				RPI 26-50				RPI 51-100				RPI 101+				Team's RPI: 185	
RPI	S	Opponent	Score	RPI	S	Opponent	Score	RPI	S	Opponent	Score	RPI	S	Opponent	Score		
								60	A	IUPUI	42	72	135	H	Miami (OH)	57	75
								93	A	Vanderbilt	69	75	148	A	Memphis	63	60
								97	A	Butler	41	73	154	H	Youngstown St.	63	72
												228	H	Northern Ky.	69	62	
												242	H	Chattanooga	71	65	
												262	A	Xavier	56	55	
												306	A	Mercer	61	60	
LAST 10 Division I																	
				60	A	IUPUI	42	72	154	H	Youngstown St.	63	72				
				93	A	Vanderbilt	69	75	242	H	Chattanooga	71	65				
				262	A	Xavier	56	55	306	A	Mercer	61	60				
				148	A	Memphis	63	60	135	H	Miami (OH)	57	75				
				228	H	Northern Ky.	69	62	97	A	Butler	41	73				

Non-Div I Games: Alice Lloyd 102 65

Eastern Ky.

Average RPI Win: 270		WON-LOST	WINNING	LAST 10	STRENGTH OF	OPP. STRENGTH	TEAM	ADJ.	CONF.	ADJ CONF.
Average RPI Loss: 108		RECORD	PCT. RANK	GAMES	SCHEDULE	OF SCHEDULE	RPI	RPI	RPI	RPI
DIV. I ONLY		3- 6	235	3-6	65	318	190	190	10	10
DIV. I NON-CONF.		3- 6	234	3-6	65	316	190	190	10	10
TOTALS		RPI 1-25	RPI 26-50	W-L RECORDS	RPI 51-100	RPI 101-150	RPI 150+			
3- 6	0- 0		0- 1	OVERALL	0- 1	0- 3	3- 1			
2- 2	0- 0		0- 1	HOME	0- 1	0- 0	2- 0			
1- 4	0- 0		0- 0	AWAY	0- 0	0- 3	1- 1			
0- 0	0- 0		0- 0	NEUTRAL	0- 0	0- 0	0- 0			
3- 6	0- 0		0- 1	NON-CONFERENCE	0- 1	0- 3	3- 1			
2- 2	0- 0		0- 1	HOME	0- 1	0- 0	2- 0			
1- 4	0- 0		0- 0	AWAY	0- 0	0- 3	1- 1			
0- 0	0- 0		0- 0	NEUTRAL	0- 0	0- 0	0- 0			
0- 0	0- 0		0- 0	CONFERENCE	0- 0	0- 0	0- 0			
0- 0	0- 0		0- 0	HOME	0- 0	0- 0	0- 0			
0- 0	0- 0		0- 0	AWAY	0- 0	0- 0	0- 0			
0- 0	0- 0		0- 0	NEUTRAL	0- 0	0- 0	0- 0			

RPI 1-25				RPI 26-50				RPI 51-100				RPI 101+				Team's RPI: 190	
RPI	S	Opponent	Score	RPI	S	Opponent	Score	RPI	S	Opponent	Score	RPI	S	Opponent	Score		
				37	H	Michigan	38 57	82	H	Southern Ill.	54 85	117	A	Binghamton	67 78		
												127	A	Michigan St.	50 85		
												130	A	Wichita St.	52 63		
												154	A	Youngstown St.	77 79		
												160	H	Southeast Mo. St.	69 64		
												324	A	UIC	68 59		
												325	H	Purdue Fort Wayne	64 40		
LAST 10 Division I																	
				324	A	UIC	68 59	117	A	Binghamton	67 78						
				325	H	Purdue Fort Wayne	64 40	37	H	Michigan	38 57						
				130	A	Wichita St.	52 63	82	H	Southern Ill.	54 85						
				127	A	Michigan St.	50 85	160	H	Southeast Mo. St.	69 64						
								154	A	Youngstown St.	77 79						

Non-Div I Games:	Olivet	95	38
------------------	--------	----	----

Eastern Mich.

Loss, Non-Conf, S Site, H Home A Away N Neutral

Average RPI Win:	0	WON-LOST	WINNING	LAST 10	STRENGTH OF	OPP. STRENGTH	TEAM	ADJ.	CONF.	ADJ CONF.
Average RPI Loss:	141	RECORD	PCT. RANK	GAMES	SCHEDULE	OF SCHEDULE	RPI	RPI	RPI	RPI
DIV. I ONLY	0- 7	336	0-7	18	219	250	250	19	19	
DIV. I NON-CONF.	0- 7	336	0-7	18	221	250	250	19	19	
TOTALS	RPI 1-25	RPI 26-50	W-L RECORDS	RPI 51-100	RPI 101-150	RPI 150+				
0- 7	0- 2	0- 0	OVERALL	0- 1	0- 0	0- 4				
0- 2	0- 0	0- 0	HOME	0- 1	0- 0	0- 1				
0- 5	0- 2	0- 0	AWAY	0- 0	0- 0	0- 3				
0- 0	0- 0	0- 0	NEUTRAL	0- 0	0- 0	0- 0				
0- 7	0- 2	0- 0	NON-CONFERENCE	0- 1	0- 0	0- 4				
0- 2	0- 0	0- 0	HOME	0- 1	0- 0	0- 1				
0- 5	0- 2	0- 0	AWAY	0- 0	0- 0	0- 3				
0- 0	0- 0	0- 0	NEUTRAL	0- 0	0- 0	0- 0				
0- 0	0- 0	0- 0	CONFERENCE	0- 0	0- 0	0- 0				
0- 0	0- 0	0- 0	HOME	0- 0	0- 0	0- 0				
0- 0	0- 0	0- 0	AWAY	0- 0	0- 0	0- 0				
0- 0	0- 0	0- 0	NEUTRAL	0- 0	0- 0	0- 0				

RPI	S	Opponent	Score
2	A	Stanford	27 92
6	A	Gonzaga	44 84

RPI	S	Opponent	Score
-----	---	----------	-------

RPI	S	Opponent	Score
74	H	Boise St.	61 63

RPI	S	Opponent	Score
192	A	UMKC	55 66
195	A	Utah	49 87
221	A	San Jose St.	66 84
295	H	Pepperdine	52 53

LAST 10 Division I

192	A	UMKC	55	66	195	A	Utah	49	87
74	H	Boise St.	61	63	221	A	San Jose St.	66	84
295	H	Pepperdine	52	53	2	A	Stanford	27	92
6	A	Gonzaga	44	84					

Non-Div I Games: Northwest Chrst. 81 62

Eastern Wash.

Average RPI Win:	293	WON-LOST	WINNING	LAST 10	STRENGTH OF	OPP. STRENGTH	TEAM	ADJ.	CONF.	ADJ CONF.
Average RPI Loss:	94	RECORD	PCT. RANK	GAMES	SCHEDULE	OF SCHEDULE	RPI	RPI	RPI	RPI
DIV. I ONLY	3- 6	235	3-6	60	261	183	183	18	18	
DIV. I NON-CONF.	3- 6	234	3-6	61	261	183	183	18	18	
TOTALS	RPI 1-25	RPI 26-50	W-L RECORDS	RPI 51-100	RPI 101-150	RPI 150+				
3- 6	0- 0	0- 1	OVERALL	0- 3	0- 1	3- 1				
2- 1	0- 0	0- 0	HOME	0- 0	0- 0	2- 1				
1- 3	0- 0	0- 1	AWAY	0- 2	0- 0	1- 0				
0- 2	0- 0	0- 0	NEUTRAL	0- 1	0- 1	0- 0				
3- 6	0- 0	0- 1	NON-CONFERENCE	0- 3	0- 1	3- 1				
2- 1	0- 0	0- 0	HOME	0- 0	0- 0	2- 1				
1- 3	0- 0	0- 1	AWAY	0- 2	0- 0	1- 0				
0- 2	0- 0	0- 0	NEUTRAL	0- 1	0- 1	0- 0				
0- 0	0- 0	0- 0	CONFERENCE	0- 0	0- 0	0- 0				
0- 0	0- 0	0- 0	HOME	0- 0	0- 0	0- 0				
0- 0	0- 0	0- 0	AWAY	0- 0	0- 0	0- 0				
0- 0	0- 0	0- 0	NEUTRAL	0- 0	0- 0	0- 0				

RPI 1-25				RPI 26-50				RPI 51-100				RPI 101+				Team's RPI: 183	
RPI	S	Opponent	Score	RPI	S	Opponent	Score	RPI	S	Opponent	Score	RPI	S	Opponent	Score		
				27	A	NC State	49 62	60	N	IUPUI	53 59	139	N	Coastal Caro.	65 76		
								79	A	Marist	55 63	169	H	Wake Forest	57 69		
								92	A	North Carolina	46 76	275	H	Appalachian St.	67 66		
												279	A	UNLV	50 44		
												326	H	Western Caro.	68 24		
LAST 10 Division I																	
				60	N	IUPUI	53 59	139	N	Coastal Caro.	65 76						
				279	A	UNLV	50 44	27	A	NC State	49 62						
				169	H	Wake Forest	57 69	275	H	Appalachian St.	67 66						
				92	A	North Carolina	46 76	326	H	Western Caro.	68 24						
				79	A	Marist	55 63										

Non-Div I Games: Newberry 73 53

Elon

Average RPI Win:	325	WON-LOST	WINNING	LAST 10	STRENGTH OF	OPP. STRENGTH	TEAM	ADJ.	CONF.	ADJ CONF.
Average RPI Loss:	194	RECORD	PCT. RANK	GAMES	SCHEDULE	OF SCHEDULE	RPI	RPI	RPI	RPI
DIV. I ONLY	2- 7	285	2-7	284	335	335	335	7	7	
DIV. I NON-CONF.	2- 7	284	2-7	286	334	335	335	7	7	
TOTALS	RPI 1-25	RPI 26-50	W-L RECORDS	RPI 51-100	RPI 101-150	RPI 150+				
2- 7	0- 0	0- 0	OVERALL	0- 1	0- 1	2- 5				
2- 2	0- 0	0- 0	HOME	0- 0	0- 0	2- 2				
0- 5	0- 0	0- 0	AWAY	0- 1	0- 1	0- 3				
0- 0	0- 0	0- 0	NEUTRAL	0- 0	0- 0	0- 0				
2- 7	0- 0	0- 0	NON-CONFERENCE	0- 1	0- 1	2- 5				
2- 2	0- 0	0- 0	HOME	0- 0	0- 0	2- 2				
0- 5	0- 0	0- 0	AWAY	0- 1	0- 1	0- 3				
0- 0	0- 0	0- 0	NEUTRAL	0- 0	0- 0	0- 0				
0- 0	0- 0	0- 0	CONFERENCE	0- 0	0- 0	0- 0				
0- 0	0- 0	0- 0	HOME	0- 0	0- 0	0- 0				
0- 0	0- 0	0- 0	AWAY	0- 0	0- 0	0- 0				
0- 0	0- 0	0- 0	NEUTRAL	0- 0	0- 0	0- 0				

RPI 1-25	RPI 26-50	RPI 51-100	RPI 101+	Team's RPI: 335
RPI S Opponent Score	RPI S Opponent Score	RPI S Opponent Score	RPI S Opponent Score	
		75 A Austin Peay 64 80	118 A Illinois 44 59	
			160 A Southeast Mo. St. 60 83	
			182 H Murray St. 59 61	
			247 H Eastern Ill. 44 90	
			251 A SIUE 74 85	
			307 H Marshall 66 62	
			325 A Purdue Fort Wayne 64 67	
			343 H Chicago St. 76 42	
LAST 10 Division I				
182 H Murray St. 59 61	343 H Chicago St. 76 42	118 A Illinois 44 59	325 A Purdue Fort Wayne 64 67	
307 H Marshall 66 62		160 A Southeast Mo. St. 60 83		
75 A Austin Peay 64 80				
247 H Eastern Ill. 44 90				
251 A SIUE 74 85				

Non-Div I Games: Brescia 77 61

Evansville

Average RPI Win:	174	WON-LOST	WINNING	LAST 10	STRENGTH OF	OPP. STRENGTH	TEAM	ADJ.	CONF.	ADJ CONF.
Average RPI Loss:	19	RECORD	PCT. RANK	GAMES	SCHEDULE	OF SCHEDULE	RPI	RPI	RPI	RPI
DIV. I ONLY	8- 2	46	8-2	158	30	44	44	15	15	
DIV. I NON-CONF.	8- 2	46	8-2	160	30	45	45	15	15	
TOTALS	RPI 1-25	RPI 26-50	W-L RECORDS	RPI 51-100	RPI 101-150	RPI 150+				
8- 2	0- 1	0- 1	OVERALL	2- 0	3- 0	3- 0				
2- 1	0- 0	0- 1	HOME	1- 0	0- 0	1- 0				
2- 1	0- 1	0- 0	AWAY	0- 0	1- 0	1- 0				
4- 0	0- 0	0- 0	NEUTRAL	1- 0	2- 0	1- 0				
8- 2	0- 1	0- 1	NON-CONFERENCE	2- 0	3- 0	3- 0				
2- 1	0- 0	0- 1	HOME	1- 0	0- 0	1- 0				
2- 1	0- 1	0- 0	AWAY	0- 0	1- 0	1- 0				
4- 0	0- 0	0- 0	NEUTRAL	1- 0	2- 0	1- 0				
0- 0	0- 0	0- 0	CONFERENCE	0- 0	0- 0	0- 0				
0- 0	0- 0	0- 0	HOME	0- 0	0- 0	0- 0				
0- 0	0- 0	0- 0	AWAY	0- 0	0- 0	0- 0				
0- 0	0- 0	0- 0	NEUTRAL	0- 0	0- 0	0- 0				

RPI 1-25				RPI 26-50				Team's RPI: 44				RPI 51-100				RPI 101+			
RPI	S	Opponent	Score	RPI	S	Opponent	Score	RPI	S	Opponent	Score	RPI	S	Opponent	Score	RPI	S	Opponent	Score
12	A	Princeton	53 67	26	H	LSU	63 74	71	N	Notre Dame	69 60	108	A	Houston	57 45				
								100	H	UCF	72 50	123	N	South Fla.	81 77				
												132	N	South Dakota St.	71 70				
												201	N	Saint Francis (PA)	97 64				
												316	A	FIU	100 54				
												338	H	Central Conn. St.	94 60				
LAST 10 Division I																			
123	N	South Fla.	81 77	26	H	LSU	63 74	338	H	Central Conn. St.	94 60	108	A	Houston	57 45				
71	N	Notre Dame	69 60					132	N	South Dakota St.	71 70	316	A	FIU	100 54				
201	N	Saint Francis (PA)	97 64																
12	A	Princeton	53 67																
100	H	UCF	72 50																

Non-Div I Games: Webber Int'l 99 48 Fla. Memorial 91 47 Johnson & Wales (FL89 56

FGCU

Loss, Non-Conf, S Site, H Home A Away N Neutral

Average RPI Win:	310	WON-LOST	WINNING	LAST 10	STRENGTH OF	OPP. STRENGTH	TEAM	ADJ.	CONF.	ADJ CONF.
Average RPI Loss:	147	RECORD	PCT. RANK	GAMES	SCHEDULE	OF SCHEDULE	RPI	RPI	RPI	RPI
DIV. I ONLY	3- 7	250	3-7	308	194	316	316	14	14	
DIV. I NON-CONF.	3- 7	248	3-7	308	197	316	316	14	14	
TOTALS	RPI 1-25	RPI 26-50	W-L RECORDS	RPI 51-100	RPI 101-150	RPI 150+				
3- 7	0- 0	0- 1	OVERALL	0- 2	0- 1	3- 3				
1- 6	0- 0	0- 1	HOME	0- 2	0- 1	1- 2				
2- 1	0- 0	0- 0	AWAY	0- 0	0- 0	2- 1				
0- 0	0- 0	0- 0	NEUTRAL	0- 0	0- 0	0- 0				
3- 7	0- 0	0- 1	NON-CONFERENCE	0- 2	0- 1	3- 3				
1- 6	0- 0	0- 1	HOME	0- 2	0- 1	1- 2				
2- 1	0- 0	0- 0	AWAY	0- 0	0- 0	2- 1				
0- 0	0- 0	0- 0	NEUTRAL	0- 0	0- 0	0- 0				
0- 0	0- 0	0- 0	CONFERENCE	0- 0	0- 0	0- 0				
0- 0	0- 0	0- 0	HOME	0- 0	0- 0	0- 0				
0- 0	0- 0	0- 0	AWAY	0- 0	0- 0	0- 0				
0- 0	0- 0	0- 0	NEUTRAL	0- 0	0- 0	0- 0				

RPI	S	Opponent	Score	RPI	S	Opponent	Score	RPI	S	Opponent	Score	RPI	S	Opponent	Score	Team's RPI: 316
44	H	FGCU	54 100	73	H	North Florida	49 64	140	H	Bethune-Cookman	60 65	199	A	Jacksonville	52 77	
				75	H	Austin Peay	56 58	228	H	Northern Ky.	45 67	268	H	Oakland	49 58	
								298	H	Grambling	56 55	312	A	Georgia St.	70 63	
								320	A	N.C. Central	59 58					
LAST 10 Division I																
228	H	Northern Ky.	45 67	75	H	Austin Peay	56 58									
268	H	Oakland	49 58	298	H	Grambling	56 55									
140	H	Bethune-Cookman	60 65	199	A	Jacksonville	52 77									
73	H	North Florida	49 64	320	A	N.C. Central	59 58									
312	A	Georgia St.	70 63	44	H	FGCU	54 100									

Non-Div I Games:

FIU

Fairfield

Through Games Of Dec. 20, 2019

Average RPI Win:	304	WON-LOST	WINNING	LAST 10	STRENGTH OF	OPP. STRENGTH	TEAM	ADJ.	CONF.	ADJ CONF.
Average RPI Loss:	90	RECORD	PCT. RANK	GAMES	SCHEDULE	OF SCHEDULE	RPI	RPI	RPI	RPI
DIV. I ONLY	3- 5	221	3-5	206	179	217	217	24	24	
DIV. I NON-CONF.	3- 5	220	3-5	208	181	215	215	23	23	
TOTALS	RPI 1-25	RPI 26-50	W-L RECORDS	RPI 51-100	RPI 101-150	RPI 150+				
3- 5	0- 0	0- 0	OVERALL	0- 3	0- 2	3- 0				
2- 1	0- 0	0- 0	HOME	0- 0	0- 1	2- 0				
1- 4	0- 0	0- 0	AWAY	0- 3	0- 1	1- 0				
0- 0	0- 0	0- 0	NEUTRAL	0- 0	0- 0	0- 0				
3- 5	0- 0	0- 0	NON-CONFERENCE	0- 3	0- 2	3- 0				
2- 1	0- 0	0- 0	HOME	0- 0	0- 1	2- 0				
1- 4	0- 0	0- 0	AWAY	0- 3	0- 1	1- 0				
0- 0	0- 0	0- 0	NEUTRAL	0- 0	0- 0	0- 0				
0- 0	0- 0	0- 0	CONFERENCE	0- 0	0- 0	0- 0				
0- 0	0- 0	0- 0	HOME	0- 0	0- 0	0- 0				
0- 0	0- 0	0- 0	AWAY	0- 0	0- 0	0- 0				
0- 0	0- 0	0- 0	NEUTRAL	0- 0	0- 0	0- 0				

RPI 1-25				RPI 26-50				RPI 51-100				RPI 101+ Team's RPI: 217			
RPI	S	Opponent	Score	RPI	S	Opponent	Score	RPI	S	Opponent	Score	RPI	S	Opponent	Score
								55	A	St. John's (NY)	69 71	124	A	Rhode Island	41 74
								62	A	Temple	59 77	143	H	Dartmouth	51 52
								64	A	Seton Hall	44 74	243	H	Navy	66 52
												331	H	Hofstra	73 64
												337	A	LIU Brooklyn	53 51

Non-Div I Games:

Fairfield

■ Loss,
 ■ Non-Conf,
 ■ S Site,
 ■ H Home
 ■ A Away
 N Neutral

Average RPI Win: 299		WON-LOST	WINNING	LAST 10	STRENGTH OF	OPP. STRENGTH	TEAM	ADJ.	CONF.	ADJ CONF.
Average RPI Loss: 235		RECORD	PCT. RANK	GAMES	SCHEDULE	OF SCHEDULE	RPI	RPI	RPI	RPI
DIV. I ONLY		2- 7	285	2-7	330	288	339	339	30	30
DIV. I NON-CONF.		2- 7	284	2-7	331	288	339	339	30	30
TOTALS	RPI 1-25		RPI 26-50		W-L RECORDS		RPI 51-100		RPI 101-150	RPI 150+
2- 7	0- 0		0- 0		OVERALL		0- 0		0- 1	2- 6
1- 4	0- 0		0- 0		HOME		0- 0		0- 1	1- 3
1- 3	0- 0		0- 0		AWAY		0- 0		0- 0	1- 3
0- 0	0- 0		0- 0		NEUTRAL		0- 0		0- 0	0- 0
2- 7	0- 0		0- 0		NON-CONFERENCE		0- 0		0- 1	2- 6
1- 4	0- 0		0- 0		HOME		0- 0		0- 1	1- 3
1- 3	0- 0		0- 0		AWAY		0- 0		0- 0	1- 3
0- 0	0- 0		0- 0		NEUTRAL		0- 0		0- 0	0- 0
0- 0	0- 0		0- 0		CONFERENCE		0- 0		0- 0	0- 0
0- 0	0- 0		0- 0		HOME		0- 0		0- 0	0- 0
0- 0	0- 0		0- 0		AWAY		0- 0		0- 0	0- 0
0- 0	0- 0		0- 0		NEUTRAL		0- 0		0- 0	0- 0

RPI 1-25				RPI 26-50				RPI 51-100				RPI 101+				Team's RPI: 339	
RPI	S	Opponent	Score	RPI	S	Opponent	Score	RPI	S	Opponent	Score	RPI	S	Opponent	Score		
												117	H	Binghamton	48	60	
												198	A	Howard	56	64	
												229	A	Lafayette	29	61	
												254	H	Manhattan	61	62	
												263	H	Army West Point	68	70	
												282	H	Loyola Maryland	46	75	
												288	H	Siena	67	58	
												305	A	Pittsburgh	60	69	
												309	A	NJIT	68	59	
LAST 10 Division I																	
				288	H	Siena	67	58	309	A	NJIT	68	59				
				254	H	Manhattan	61	62	198	A	Howard	56	64				
				282	H	Loyola Maryland	46	75	263	H	Army West Point	68	70				
				229	A	Lafayette	29	61	117	H	Binghamton	48	60				
									305	A	Pittsburgh	60	69				

Non-Div I Games:

Fairleigh Dickinson

■ Loss, ■ Non-Conf, S Site, H Home A Away N Neutral

Fla. Atlantic

Through Games Of Dec. 20, 2019

Average RPI Win:	269	WON-LOST	WINNING	LAST 10	STRENGTH OF	OPP. STRENGTH	TEAM	ADJ.	CONF.	ADJ CONF.
Average RPI Loss:	56	RECORD	PCT. RANK	GAMES	SCHEDULE	OF SCHEDULE	RPI	RPI	RPI	RPI
DIV. I ONLY	6- 4	123	6-4	234	136	170	170	14	14	
DIV. I NON-CONF.	6- 4	123	6-4	236	136	170	170	14	14	
TOTALS	RPI 1-25	RPI 26-50	W-L RECORDS	RPI 51-100	RPI 101-150	RPI 150+				
6- 4	0- 1	0- 1	OVERALL	0- 2	0- 0	6- 0				
4- 2	0- 0	0- 1	HOME	0- 1	0- 0	4- 0				
2- 2	0- 1	0- 0	AWAY	0- 1	0- 0	2- 0				
0- 0	0- 0	0- 0	NEUTRAL	0- 0	0- 0	0- 0				
6- 4	0- 1	0- 1	NON-CONFERENCE	0- 2	0- 0	6- 0				
4- 2	0- 0	0- 1	HOME	0- 1	0- 0	4- 0				
2- 2	0- 1	0- 0	AWAY	0- 1	0- 0	2- 0				
0- 0	0- 0	0- 0	NEUTRAL	0- 0	0- 0	0- 0				
0- 0	0- 0	0- 0	CONFERENCE	0- 0	0- 0	0- 0				
0- 0	0- 0	0- 0	HOME	0- 0	0- 0	0- 0				
0- 0	0- 0	0- 0	AWAY	0- 0	0- 0	0- 0				
0- 0	0- 0	0- 0	NEUTRAL	0- 0	0- 0	0- 0				

RPI 1-25				RPI 26-50				RPI 51-100				RPI 101+ Team's RPI: 170			
RPI	S	Opponent	Score	RPI	S	Opponent	Score	RPI	S	Opponent	Score	RPI	S	Opponent	Score
19	A	Iowa	53 85	43	H	Kansas	60 90	76	A	Richmond	55 57	186	A	Hampton	64 63
								84	H	Furman	63 69	245	H	Little Rock	79 72
												274	A	Western Mich.	80 79
												282	H	Loyola Maryland	72 61
												288	H	Siena	83 39
												338	H	Central Conn. St.	72 54
LAST 10 Division I															
84	H	Furman	63 69	43	H	Kansas	60 90	282	H	Loyola Maryland	72 61				
338	H	Central Conn. St.	72 54	274	A	Western Mich.	80 79	245	H	Little Rock	79 72				
76	A	Richmond	55 57	186	A	Hampton	64 63	288	H	Siena	83 39				
19	A	Iowa	53 85												

Non-Div I Games:

Fla. Atlantic

Loss, Non-Conf, S Site, H Home A Away N Neutral

Average RPI Win:	268	WON-LOST	WINNING	LAST 10	STRENGTH OF	OPP. STRENGTH	TEAM	ADJ.	CONF.	ADJ CONF.
Average RPI Loss:	23	RECORD	PCT. RANK	GAMES	SCHEDULE	OF SCHEDULE	RPI	RPI	RPI	RPI
DIV. I ONLY	8- 3	68	7-3	304	87	177	177	4	4	
DIV. I NON-CONF.	8- 3	68	7-3	305	84	177	177	4	4	
TOTALS	RPI 1-25	RPI 26-50	W-L RECORDS	RPI 51-100	RPI 101-150	RPI 150+				
8- 3	0- 2	0- 1	OVERALL	0- 0	0- 0	8- 0				
5- 2	0- 2	0- 0	HOME	0- 0	0- 0	5- 0				
2- 1	0- 0	0- 1	AWAY	0- 0	0- 0	2- 0				
1- 0	0- 0	0- 0	NEUTRAL	0- 0	0- 0	1- 0				
8- 3	0- 2	0- 1	NON-CONFERENCE	0- 0	0- 0	8- 0				
5- 2	0- 2	0- 0	HOME	0- 0	0- 0	5- 0				
2- 1	0- 0	0- 1	AWAY	0- 0	0- 0	2- 0				
1- 0	0- 0	0- 0	NEUTRAL	0- 0	0- 0	1- 0				
0- 0	0- 0	0- 0	CONFERENCE	0- 0	0- 0	0- 0				
0- 0	0- 0	0- 0	HOME	0- 0	0- 0	0- 0				
0- 0	0- 0	0- 0	AWAY	0- 0	0- 0	0- 0				
0- 0	0- 0	0- 0	NEUTRAL	0- 0	0- 0	0- 0				

RPI 1-25				RPI 26-50				RPI 51-100				RPI 101+ Team's RPI: 177			
RPI	S	Opponent	Score	RPI	S	Opponent	Score	RPI	S	Opponent	Score	RPI	S	Opponent	Score
10	H	Indiana	49 73	43	A	Kansas	66 76					158	H	Samford	84 48
15	H	Florida St.	55 66									225	A	Prairie View	51 44
												262	N	Xavier	67 64
												266	H	Presbyterian	60 46
												280	H	Longwood	71 54
												298	A	Grambling	72 65
												306	H	Mercer	71 50
												348	H	Florida A&M	84 40
LAST 10 Division I															
262	N	Xavier	67 64	43	A	Kansas	66 76	225	A	Prairie View	51 44	15	H	Florida St.	55 66
306	H	Mercer	71 50					348	H	Florida A&M	84 40	10	H	Indiana	49 73
266	H	Presbyterian	60 46												
158	H	Samford	84 48												
280	H	Longwood	71 54												

Non-Div I Games:

Florida

RPI 1-25				RPI 26-50				RPI 51-100				RPI 101+				Team's RPI: 348	
RPI	S	Opponent	Score	RPI	S	Opponent	Score	RPI	S	Opponent	Score	RPI	S	Opponent	Score		
												171	A	Texas Tech	60	98	
												177	A	Florida	40	84	
												199	H	Jacksonville	54	88	
												210	H	Alabama A&M	53	77	
												304	A	USC Upstate	61	74	
												322	A	Alcorn	42	58	
												336	A	Mississippi Val.	70	71	
												341	A	Jacksonville St.	67	72	
LAST 10 Division I																	
				210	H	Alabama A&M	53	77	322	A	Alcorn	42	58				
				199	H	Jacksonville	54	88	336	A	Mississippi Val.	70	71				
				304	A	USC Upstate	61	74	177	A	Florida	40	84				
									171	A	Texas Tech	60	98				
									341	A	Jacksonville St.	67	72				

Florida A&M

Page 89

Average RPI Win:	152	WON-LOST	WINNING	LAST 10	STRENGTH OF	OPP. STRENGTH	TEAM	ADJ.	CONF.	ADJ CONF.
Average RPI Loss:	0	RECORD	PCT. RANK	GAMES	SCHEDULE	OF SCHEDULE	RPI	RPI	RPI	RPI
DIV. I ONLY	11- 0	1	10-0	107	78	15	15	3	3	
DIV. I NON-CONF.	10- 0	1	9-0	86	88	14	14	3	3	
TOTALS	RPI 1-25	RPI 26-50	W-L RECORDS	RPI 51-100	RPI 101-150	RPI 150+				
11- 0	1- 0	1- 0	OVERALL	2- 0	1- 0	6- 0				
6- 0	0- 0	0- 0	HOME	2- 0	1- 0	3- 0				
4- 0	0- 0	1- 0	AWAY	0- 0	0- 0	3- 0				
1- 0	1- 0	0- 0	NEUTRAL	0- 0	0- 0	0- 0				
10- 0	1- 0	1- 0	NON-CONFERENCE	2- 0	1- 0	5- 0				
6- 0	0- 0	0- 0	HOME	2- 0	1- 0	3- 0				
3- 0	0- 0	1- 0	AWAY	0- 0	0- 0	2- 0				
1- 0	1- 0	0- 0	NEUTRAL	0- 0	0- 0	0- 0				
1- 0	0- 0	0- 0	CONFERENCE	0- 0	0- 0	1- 0				
0- 0	0- 0	0- 0	HOME	0- 0	0- 0	0- 0				
1- 0	0- 0	0- 0	AWAY	0- 0	0- 0	1- 0				
0- 0	0- 0	0- 0	NEUTRAL	0- 0	0- 0	0- 0				

RPI 1-25				RPI 26-50				RPI 51-100				RPI 101+			
RPI	S	Opponent	Score	RPI	S	Opponent	Score	RPI	S	Opponent	Score	RPI	S	Opponent	Score
8	N	Texas A&M	80 58	26	A	LSU	70 62	55	H	St. John's (NY)	74 70	127	H	Michigan St.	78 68
								73	H	North Florida	70 41	158	H	Samford	88 59
												177	A	Florida	66 55
												196	A	Clemson	81 64
												199	H	Jacksonville	75 41
												324	A	UIC	86 42
												329	H	Charleston So.	88 36
LAST 10 Division I															
73	H	North Florida	70 41	8	N	Texas A&M	80 58	177	A	Florida	66 55				
55	H	St. John's (NY)	74 70					324	A	UIC	86 42				
196	A	Clemson	81 64					158	H	Samford	88 59				
127	H	Michigan St.	78 68					199	H	Jacksonville	75 41				
26	A	LSU	70 62												

Non-Div I Games:

Florida St.

Average RPI Win:	177	WON-LOST	WINNING	LAST 10	STRENGTH OF	OPP. STRENGTH	TEAM	ADJ.	CONF.	ADJ CONF.
Average RPI Loss:	123	RECORD	PCT. RANK	GAMES	SCHEDULE	OF SCHEDULE	RPI	RPI	RPI	RPI
DIV. I ONLY	6- 5	154	6-4	194	68	151	151	11	11	
DIV. I NON-CONF.	6- 5	153	6-4	195	68	150	150	11	11	
TOTALS	RPI 1-25	RPI 26-50	W-L RECORDS	RPI 51-100	RPI 101-150	RPI 150+				
6- 5	0- 0	1- 1	OVERALL	0- 1	1- 1	4- 2				
3- 2	0- 0	0- 0	HOME	0- 1	0- 1	3- 0				
2- 2	0- 0	1- 0	AWAY	0- 0	0- 0	1- 2				
1- 1	0- 0	0- 1	NEUTRAL	0- 0	1- 0	0- 0				
6- 5	0- 0	1- 1	NON-CONFERENCE	0- 1	1- 1	4- 2				
3- 2	0- 0	0- 0	HOME	0- 1	0- 1	3- 0				
2- 2	0- 0	1- 0	AWAY	0- 0	0- 0	1- 2				
1- 1	0- 0	0- 1	NEUTRAL	0- 0	1- 0	0- 0				
0- 0	0- 0	0- 0	CONFERENCE	0- 0	0- 0	0- 0				
0- 0	0- 0	0- 0	HOME	0- 0	0- 0	0- 0				
0- 0	0- 0	0- 0	AWAY	0- 0	0- 0	0- 0				
0- 0	0- 0	0- 0	NEUTRAL	0- 0	0- 0	0- 0				

RPI	S	Opponent	Score	RPI	S	Opponent	Score	RPI	S	Opponent	Score	RPI	S	Opponent	Score	Team's RPI: 151
34	N	Arkansas	59 71	71	H	Notre Dame	55 60	103	N	Lehigh	59 57	138	H	Villanova	66 73	
39	A	Charlotte	76 51					153	A	Columbia	51 70	211	H	Northeastern	74 58	
								219	A	Penn St.	59 72	222	H	Southern U.	65 52	
								230	H	Georgetown	67 54	254	A	Manhattan	51 45	
LAST 10 Division I																
222	H	Southern U.	65 52	34	N	Arkansas	59 71									
230	H	Georgetown	67 54	39	A	Charlotte	76 51									
254	A	Manhattan	51 45	211	H	Northeastern	74 58									
103	N	Lehigh	59 57	138	H	Villanova	66 73									
153	A	Columbia	51 70	219	A	Penn St.	59 72									

Non-Div I Games:

Fordham

Loss,
Non-Conf, S Site, H Home A Away N Neutral

Average RPI Win:	239	WON-LOST	WINNING	LAST 10	STRENGTH OF	OPP. STRENGTH	TEAM	ADJ.	CONF.	ADJ CONF.
Average RPI Loss:	117	RECORD	PCT. RANK	GAMES	SCHEDULE	OF SCHEDULE	RPI	RPI	RPI	RPI
DIV. I ONLY	7- 3	79	7-3	299	107	165	165	23	23	
DIV. I NON-CONF.	5- 3	115	5-3	289	110	181	181	24	24	
TOTALS	RPI 1-25	RPI 26-50	W-L RECORDS	RPI 51-100	RPI 101-150	RPI 150+				
7- 3	0- 0	0- 0	OVERALL	0- 1	0- 1	7- 1				
3- 1	0- 0	0- 0	HOME	0- 0	0- 1	3- 0				
3- 1	0- 0	0- 0	AWAY	0- 0	0- 0	3- 1				
1- 1	0- 0	0- 0	NEUTRAL	0- 1	0- 0	1- 0				
5- 3	0- 0	0- 0	NON-CONFERENCE	0- 1	0- 1	5- 1				
2- 1	0- 0	0- 0	HOME	0- 0	0- 1	2- 0				
2- 1	0- 0	0- 0	AWAY	0- 0	0- 0	2- 1				
1- 1	0- 0	0- 0	NEUTRAL	0- 1	0- 0	1- 0				
2- 0	0- 0	0- 0	CONFERENCE	0- 0	0- 0	2- 0				
1- 0	0- 0	0- 0	HOME	0- 0	0- 0	1- 0				
1- 0	0- 0	0- 0	AWAY	0- 0	0- 0	1- 0				
0- 0	0- 0	0- 0	NEUTRAL	0- 0	0- 0	0- 0				

RPI 1-25			RPI 26-50			RPI 51-100			RPI 101+			Team's RPI: 165
RPI	S	Opponent	Score	RPI	S	Opponent	Score	RPI	S	Opponent	Score	
						65 N	Yale	67	87	114 H	BYU	65 71
										166 A	Montana	76 63
										172 A	Portland	64 75
										191 H	Utah St.	76 64
										212 H	Northern Ariz.	83 66
										230 N	Georgetown	82 69
										278 H	UC Davis	73 65
										279 A	UNLV	72 66
										319 A	Cal Poly	79 52
LAST 10 Division I												
191	H	Utah St.	76	64	212	H	Northern Ariz.	83	66			
279	A	UNLV	72	66	114	H	BYU	65	71			
230	N	Georgetown	82	69	172	A	Portland	64	75			
65	N	Yale	67	87	166	A	Montana	76	63			
319	A	Cal Poly	79	52	278	H	UC Davis	73	65			

Non-Div I Games: La Verne 111 56

Fresno St.

Average RPI Win:	197	WON-LOST	WINNING	LAST 10	STRENGTH OF	OPP. STRENGTH	TEAM	ADJ.	CONF.	ADJ CONF.
Average RPI Loss:	105	RECORD	PCT. RANK	GAMES	SCHEDULE	OF SCHEDULE	RPI	RPI	RPI	RPI
DIV. I ONLY	6- 4	123	6-4	181	91	84	84	21	21	
DIV. I NON-CONF.	6- 4	123	6-4	182	89	84	84	21	21	
TOTALS	RPI 1-25	RPI 26-50	W-L RECORDS	RPI 51-100	RPI 101-150	RPI 150+				
6- 4	0- 0	0- 0	OVERALL	1- 3	0- 0	5- 1				
3- 0	0- 0	0- 0	HOME	0- 0	0- 0	3- 0				
3- 4	0- 0	0- 0	AWAY	1- 3	0- 0	2- 1				
0- 0	0- 0	0- 0	NEUTRAL	0- 0	0- 0	0- 0				
6- 4	0- 0	0- 0	NON-CONFERENCE	1- 3	0- 0	5- 1				
3- 0	0- 0	0- 0	HOME	0- 0	0- 0	3- 0				
3- 4	0- 0	0- 0	AWAY	1- 3	0- 0	2- 1				
0- 0	0- 0	0- 0	NEUTRAL	0- 0	0- 0	0- 0				
0- 0	0- 0	0- 0	CONFERENCE	0- 0	0- 0	0- 0				
0- 0	0- 0	0- 0	HOME	0- 0	0- 0	0- 0				
0- 0	0- 0	0- 0	AWAY	0- 0	0- 0	0- 0				
0- 0	0- 0	0- 0	NEUTRAL	0- 0	0- 0	0- 0				

RPI 1-25			RPI 26-50			RPI 51-100			Team's RPI: 84	RPI 101+		
RPI	S	Opponent	Score	RPI	S	Opponent	Score	RPI	S	Opponent	Score	
						52	A Georgia	48	77	162	A Gardner-Webb	72 67
						76	A Richmond	70	69	170	A Fla. Atlantic	69 63
						80	A Middle Tenn.	62	78	186	H Hampton	70 65
						93	A Vanderbilt	46	74	196	A Clemson	71 77
										277	H Ga. Southern	78 63
										312	H Georgia St.	62 55
LAST 10 Division I												
170	A	Fla. Atlantic	69 63	162	A	Gardner-Webb	72 67					
52	A	Georgia	48 77	80	A	Middle Tenn.	62 78					
76	A	Richmond	70 69	93	A	Vanderbilt	46 74					
312	H	Georgia St.	62 55	186	H	Hampton	70 65					
196	A	Clemson	71 77	277	H	Ga. Southern	78 63					

Non-Div I Games: North Greenville 88 51

Furman

Average RPI Win: 287		WON-LOST	WINNING	LAST 10	STRENGTH OF	OPP. STRENGTH	TEAM	ADJ.	CONF.	ADJ CONF.
Average RPI Loss: 170		RECORD	PCT. RANK	GAMES	SCHEDULE	OF SCHEDULE	RPI	RPI	RPI	RPI
DIV. I ONLY		3- 7	250	3-7	264	256	277	277	22	22
DIV. I NON-CONF.		3- 7	248	3-7	264	257	280	280	22	22
TOTALS		RPI 1-25	RPI 26-50	W-L RECORDS	RPI 51-100	RPI 101-150	RPI 150+			
3- 7	0- 0		0- 0	OVERALL	0- 3	0- 1	3- 3			
0- 2	0- 0		0- 0	HOME	0- 1	0- 0	0- 1			
2- 4	0- 0		0- 0	AWAY	0- 1	0- 1	2- 2			
1- 1	0- 0		0- 0	NEUTRAL	0- 1	0- 0	1- 0			
3- 7	0- 0		0- 0	NON-CONFERENCE	0- 3	0- 1	3- 3			
0- 2	0- 0		0- 0	HOME	0- 1	0- 0	0- 1			
2- 4	0- 0		0- 0	AWAY	0- 1	0- 1	2- 2			
1- 1	0- 0		0- 0	NEUTRAL	0- 1	0- 0	1- 0			
0- 0	0- 0		0- 0	CONFERENCE	0- 0	0- 0	0- 0			
0- 0	0- 0		0- 0	HOME	0- 0	0- 0	0- 0			
0- 0	0- 0		0- 0	AWAY	0- 0	0- 0	0- 0			
0- 0	0- 0		0- 0	NEUTRAL	0- 0	0- 0	0- 0			

RPI 1-25				RPI 26-50				RPI 51-100				RPI 101+				Team's RPI: 277	
RPI	S	Opponent	Score	RPI	S	Opponent	Score	RPI	S	Opponent	Score	RPI	S	Opponent	Score		
								70	N	Kent St.	48 62	140	A	Bethune-Cookman	57 75		
								84	A	Furman	63 78	197	H	Kennesaw St.	69 95		
								98	H	North Dakota	56 69	255	N	St. Francis Brooklyn	78 47		
												291	A	Wofford	70 57		
												297	A	Ole Miss	66 69		
												306	A	Mercer	52 62		
												314	A	Winthrop	91 47		
LAST 10 Division I																	
				255	N	St. Francis Brooklyn	78 47	291	A	Wofford	70 57						
				70	N	Kent St.	48 62	314	A	Winthrop	91 47						
				297	A	Ole Miss	66 69	140	A	Bethune-Cookman	57 75						
				306	A	Mercer	52 62	98	H	North Dakota	56 69						
				84	A	Furman	63 78	197	H	Kennesaw St.	69 95						

Non-Div I Games:

Ga. Southern

Loss, Non-Conf, S Site, H Home A Away N Neutral

Average RPI Win:	280	WON-LOST	WINNING	LAST 10	STRENGTH OF	OPP. STRENGTH	TEAM	ADJ.	CONF.	ADJ CONF.
Average RPI Loss:	49	RECORD	PCT. RANK	GAMES	SCHEDULE	OF SCHEDULE	RPI	RPI	RPI	RPI
DIV. I ONLY	5- 3	116	5-3	252	173	162	162	29	29	
DIV. I NON-CONF.	5- 3	115	5-3	255	175	163	163	29	29	
TOTALS	RPI 1-25	RPI 26-50	W-L RECORDS	RPI 51-100	RPI 101-150	RPI 150+				
5- 3	0- 1	0- 1	OVERALL	0- 1	0- 0	5- 0				
3- 1	0- 0	0- 0	HOME	0- 1	0- 0	3- 0				
2- 2	0- 1	0- 1	AWAY	0- 0	0- 0	2- 0				
0- 0	0- 0	0- 0	NEUTRAL	0- 0	0- 0	0- 0				
5- 3	0- 1	0- 1	NON-CONFERENCE	0- 1	0- 0	5- 0				
3- 1	0- 0	0- 0	HOME	0- 1	0- 0	3- 0				
2- 2	0- 1	0- 1	AWAY	0- 0	0- 0	2- 0				
0- 0	0- 0	0- 0	NEUTRAL	0- 0	0- 0	0- 0				
0- 0	0- 0	0- 0	CONFERENCE	0- 0	0- 0	0- 0				
0- 0	0- 0	0- 0	HOME	0- 0	0- 0	0- 0				
0- 0	0- 0	0- 0	AWAY	0- 0	0- 0	0- 0				
0- 0	0- 0	0- 0	NEUTRAL	0- 0	0- 0	0- 0				

RPI 1-25				RPI 26-50				RPI 51-100				RPI 101+ Team's RPI: 162			
RPI	S	Opponent	Score	RPI	S	Opponent	Score	RPI	S	Opponent	Score	RPI	S	Opponent	Score
25	A	Virginia Tech	65 87	39	A	Charlotte	49 74	84	H	Furman	67 72	203	H	Delaware	67 65
												275	A	Appalachian St.	67 56
												291	H	Wofford	67 53
												306	A	Mercer	65 62
												326	H	Western Caro.	88 62
LAST 10 Division I															
306	A	Mercer	65 62	326	H	Western Caro.	88 62	275	A	Appalachian St.	67 56	291	H	Wofford	67 53
203	H	Delaware	67 65	25	A	Virginia Tech	65 87	39	A	Charlotte	49 74				
				84	H	Furman	67 72								

Non-Div I Games:

Gardner-Webb

Average RPI Win:	264	WON-LOST	WINNING	LAST 10	STRENGTH OF	OPP. STRENGTH	TEAM	ADJ.	CONF.	ADJ CONF.
Average RPI Loss:	112	RECORD	PCT. RANK	GAMES	SCHEDULE	OF SCHEDULE	RPI	RPI	RPI	RPI
DIV. I ONLY	5- 5	162	5-5	78	310	152	152	11	11	
DIV. I NON-CONF.	5- 5	160	5-5	80	308	151	151	11	11	
TOTALS	RPI 1-25	RPI 26-50	W-L RECORDS	RPI 51-100	RPI 101-150	RPI 150+				
5- 5	0- 1	0- 0	OVERALL	0- 1	0- 2	5- 1				
2- 3	0- 1	0- 0	HOME	0- 0	0- 1	2- 1				
3- 1	0- 0	0- 0	AWAY	0- 0	0- 1	3- 0				
0- 1	0- 0	0- 0	NEUTRAL	0- 1	0- 0	0- 0				
5- 5	0- 1	0- 0	NON-CONFERENCE	0- 1	0- 2	5- 1				
2- 3	0- 1	0- 0	HOME	0- 0	0- 1	2- 1				
3- 1	0- 0	0- 0	AWAY	0- 0	0- 1	3- 0				
0- 1	0- 0	0- 0	NEUTRAL	0- 1	0- 0	0- 0				
0- 0	0- 0	0- 0	CONFERENCE	0- 0	0- 0	0- 0				
0- 0	0- 0	0- 0	HOME	0- 0	0- 0	0- 0				
0- 0	0- 0	0- 0	AWAY	0- 0	0- 0	0- 0				
0- 0	0- 0	0- 0	NEUTRAL	0- 0	0- 0	0- 0				

RPI 1-25				RPI 26-50				RPI 51-100				RPI 101+ Team's RPI: 152			
RPI	S	Opponent	Score	RPI	S	Opponent	Score	RPI	S	Opponent	Score	RPI	S	Opponent	Score
25	H	Virginia Tech	58 77					99	N	Bradley	59 61	107	H	Bucknell	51 64
												139	A	Coastal Caro.	59 74
												192	H	UMKC	58 64
												219	A	Penn St.	78 68
												237	H	American	73 55
												243	A	Navy	67 58
												300	A	Col. of Charleston	72 61
												323	H	Detroit Mercy	75 62
LAST 10 Division I															
				107	H	Bucknell	51 64			243	A	Navy	67 58		
				139	A	Coastal Caro.	59 74			237	H	American	73 55		
				99	N	Bradley	59 61			323	H	Detroit Mercy	75 62		
				192	H	UMKC	58 64			25	H	Virginia Tech	58 77		
				219	A	Penn St.	78 68			300	A	Col. of Charleston	72 61		

Non-Div I Games:

George Mason

■ Loss,
 ■ Non-Conf,
 S Site,
 ■ Home
 ■ Away
 N Neutral

Average RPI Win:	211	WON-LOST	WINNING	LAST 10	STRENGTH OF	OPP. STRENGTH	TEAM	ADJ.	CONF.	ADJ CONF.
Average RPI Loss:	50	RECORD	PCT. RANK	GAMES	SCHEDULE	OF SCHEDULE	RPI	RPI	RPI	RPI
DIV. I ONLY	6- 5	154	5-5	92	114	106	106	11	11	
DIV. I NON-CONF.	6- 5	153	5-5	92	114	106	106	11	11	
TOTALS	RPI 1-25	RPI 26-50	W-L RECORDS	RPI 51-100	RPI 101-150	RPI 150+				
6- 5	0- 1	0- 3	OVERALL	0- 0	2- 1	4- 0				
2- 3	0- 1	0- 2	HOME	0- 0	0- 0	2- 0				
4- 2	0- 0	0- 1	AWAY	0- 0	2- 1	2- 0				
0- 0	0- 0	0- 0	NEUTRAL	0- 0	0- 0	0- 0				
6- 5	0- 1	0- 3	NON-CONFERENCE	0- 0	2- 1	4- 0				
2- 3	0- 1	0- 2	HOME	0- 0	0- 0	2- 0				
4- 2	0- 0	0- 1	AWAY	0- 0	2- 1	2- 0				
0- 0	0- 0	0- 0	NEUTRAL	0- 0	0- 0	0- 0				
0- 0	0- 0	0- 0	CONFERENCE	0- 0	0- 0	0- 0				
0- 0	0- 0	0- 0	HOME	0- 0	0- 0	0- 0				
0- 0	0- 0	0- 0	AWAY	0- 0	0- 0	0- 0				
0- 0	0- 0	0- 0	NEUTRAL	0- 0	0- 0	0- 0				

RPI 1-25				RPI 26-50				RPI 51-100				RPI 101+ Team's RPI: 106			
RPI	S	Opponent	Score	RPI	S	Opponent	Score	RPI	S	Opponent	Score	RPI	S	Opponent	Score
12	H	Princeton	50 75	42	H	James Madison	50 69					103	A	Lehigh	53 59
				45	H	Minnesota	50 83					138	A	Villanova	68 56
				48	A	Maryland	54 88					148	A	Memphis	64 63
												203	A	Delaware	63 49
												218	A	Quinnipiac	78 67
												230	H	Georgetown	52 49
												330	H	Coppin St.	54 35
LAST 10 Division I															
45	H	Minnesota	50 83	42	H	James Madison	50 69								
218	A	Quinnipiac	78 67	48	A	Maryland	54 88								
203	A	Delaware	63 49	148	A	Memphis	64 63								
330	H	Coppin St.	54 35	103	A	Lehigh	53 59								
230	H	Georgetown	52 49	12	H	Princeton	50 75								

Non-Div I Games:

George Washington

■ Loss,
 ■ Non-Conf, S Site,
 ■ Home
 ■ Away
 N Neutral

Average RPI Win:	287	WON-LOST	WINNING	LAST 10	STRENGTH OF	OPP. STRENGTH	TEAM	ADJ.	CONF.	ADJ CONF.
Average RPI Loss:	115	RECORD	PCT. RANK	GAMES	SCHEDULE	OF SCHEDULE	RPI	RPI	RPI	RPI
DIV. I ONLY	2- 8	301	2-8	104	230	230	230	6	6	
DIV. I NON-CONF.	2- 8	300	2-8	105	232	229	229	6	6	
TOTALS	RPI 1-25	RPI 26-50	W-L RECORDS	RPI 51-100	RPI 101-150	RPI 150+				
2- 8	0- 0	0- 1	OVERALL	0- 1	0- 3	2- 3				
0- 3	0- 0	0- 1	HOME	0- 1	0- 1	0- 0				
2- 4	0- 0	0- 0	AWAY	0- 0	0- 2	2- 2				
0- 1	0- 0	0- 0	NEUTRAL	0- 0	0- 0	0- 1				
2- 8	0- 0	0- 1	NON-CONFERENCE	0- 1	0- 3	2- 3				
0- 3	0- 0	0- 1	HOME	0- 1	0- 1	0- 0				
2- 4	0- 0	0- 0	AWAY	0- 0	0- 2	2- 2				
0- 1	0- 0	0- 0	NEUTRAL	0- 0	0- 0	0- 1				
0- 0	0- 0	0- 0	CONFERENCE	0- 0	0- 0	0- 0				
0- 0	0- 0	0- 0	HOME	0- 0	0- 0	0- 0				
0- 0	0- 0	0- 0	AWAY	0- 0	0- 0	0- 0				
0- 0	0- 0	0- 0	NEUTRAL	0- 0	0- 0	0- 0				

RPI S	Opponent	Score	RPI S	Opponent	Score	RPI S	Opponent	Score	RPI S	Opponent	Score	Team's RPI: 230
42	H James Madison	59 66	76	H Richmond	49 51	106	A George Washington	49 52	110	H Rider	64 65	
						115	A Davidson	52 66	151	A Fordham	54 67	
						153	A Columbia	49 54	165	N Fresno St.	69 82	
						269	A LMU (CA)	64 53	305	A Pittsburgh	66 56	
LAST 10 Division I												
151	A Fordham	54 67	110	H Rider	64 65							
153	A Columbia	49 54	42	H James Madison	59 66							
165	N Fresno St.	69 82	305	A Pittsburgh	66 56							
269	A LMU (CA)	64 53	76	H Richmond	49 51							
106	A George Washington	49 52	115	A Davidson	52 66							

Non-Div I Games:

Georgetown

■ Loss,
 ■ Non-Conf,
 ■ S Site,
 ■ H Home
 ■ A Away
 N Neutral

Average RPI Win: 157		WON-LOST	WINNING	LAST 10	STRENGTH OF	OPP. STRENGTH	TEAM	ADJ.	CONF.	ADJ CONF.
Average RPI Loss: 54		RECORD	PCT. RANK	GAMES	SCHEDULE	OF SCHEDULE	RPI	RPI	RPI	RPI
DIV. I ONLY		7- 4	99	6-4	11	196	52	52	4	4
DIV. I NON-CONF.		7- 4	99	6-4	11	199	53	53	4	4
TOTALS		RPI 1-25	RPI 26-50		W-L RECORDS		RPI 51-100	RPI 101-150	RPI 150+	
7- 4	1- 1	0- 2		OVERALL		3- 0	0- 1		3- 0	
5- 3	0- 1	0- 1		HOME		2- 0	0- 1		3- 0	
0- 1	0- 0	0- 1		AWAY		0- 0	0- 0		0- 0	
2- 0	1- 0	0- 0		NEUTRAL		1- 0	0- 0		0- 0	
7- 4	1- 1	0- 2		NON-CONFERENCE		3- 0	0- 1		3- 0	
5- 3	0- 1	0- 1		HOME		2- 0	0- 1		3- 0	
0- 1	0- 0	0- 1		AWAY		0- 0	0- 0		0- 0	
2- 0	1- 0	0- 0		NEUTRAL		1- 0	0- 0		0- 0	
0- 0	0- 0	0- 0		CONFERENCE		0- 0	0- 0		0- 0	
0- 0	0- 0	0- 0		HOME		0- 0	0- 0		0- 0	
0- 0	0- 0	0- 0		AWAY		0- 0	0- 0		0- 0	
0- 0	0- 0	0- 0		NEUTRAL		0- 0	0- 0		0- 0	

RPI 1-25				RPI 26-50				RPI 51-100 Team's RPI: 52				RPI 101+			
RPI	S	Opponent	Score	RPI	S	Opponent	Score	RPI	S	Opponent	Score	RPI	S	Opponent	Score
16	H	UCLA	50 59	29	A	Baylor	38 72	84	H	Furman	77 48	138	H	Villanova	58 63
25	N	Virginia Tech	77 72	31	H	Georgia Tech	40 73	86	H	N.C. A&T	72 54	197	H	Kennesaw St.	80 65
								97	N	Butler	69 36	304	H	USC Upstate	67 53
												306	H	Mercer	76 60
LAST 10 Division I															
84	H	Furman	77 48	16	H	UCLA	50 59	138	H	Villanova	58 63	306	H	Mercer	76 60
29	A	Baylor	38 72	31	H	Georgia Tech	40 73	86	H	N.C. A&T	72 54				
25	N	Virginia Tech	77 72												
97	N	Butler	69 36												
304	H	USC Upstate	67 53												

Non-Div I Games:

Georgia

Average RPI Win:	321	WON-LOST	WINNING	LAST 10	STRENGTH OF	OPP. STRENGTH	TEAM	ADJ.	CONF.	ADJ CONF.
Average RPI Loss:	153	RECORD	PCT. RANK	GAMES	SCHEDULE	OF SCHEDULE	RPI	RPI	RPI	RPI
DIV. I ONLY	1- 8	323	1-8	191	251	312	312	22	22	
DIV. I NON-CONF.	1- 8	322	1-8	192	252	313	313	22	22	
TOTALS	RPI 1-25	RPI 26-50	W-L RECORDS	RPI 51-100	RPI 101-150	RPI 150+				
1- 8	0- 0	0- 2	OVERALL	0- 1	0- 1	1- 4				
0- 4	0- 0	0- 1	HOME	0- 0	0- 0	0- 3				
0- 4	0- 0	0- 1	AWAY	0- 1	0- 1	0- 1				
1- 0	0- 0	0- 0	NEUTRAL	0- 0	0- 0	1- 0				
1- 8	0- 0	0- 2	NON-CONFERENCE	0- 1	0- 1	1- 4				
0- 4	0- 0	0- 1	HOME	0- 0	0- 0	0- 3				
0- 4	0- 0	0- 1	AWAY	0- 1	0- 1	0- 1				
1- 0	0- 0	0- 0	NEUTRAL	0- 0	0- 0	1- 0				
0- 0	0- 0	0- 0	CONFERENCE	0- 0	0- 0	0- 0				
0- 0	0- 0	0- 0	HOME	0- 0	0- 0	0- 0				
0- 0	0- 0	0- 0	AWAY	0- 0	0- 0	0- 0				
0- 0	0- 0	0- 0	NEUTRAL	0- 0	0- 0	0- 0				

RPI S	Opponent	Score	RPI S	Opponent	Score	RPI S	Opponent	Score	RPI S	Opponent	Score	Team's RPI: 312
31	A Georgia Tech	28 69	84	A Furman	55 62	122	A UNC Greensboro	49 64				
48	H Maryland	41 114				200	H Toledo	48 74				
						210	H Alabama A&M	52 67				
						216	A UTEP	68 71				
						316	H FIU	63 70				
						321	N New Mexico St.	59 51				
LAST 10 Division I												
122	A UNC Greensboro	49 64	48	H Maryland	41 114							
84	A Furman	55 62	31	A Georgia Tech	28 69							
216	A UTEP	68 71	316	H FIU	63 70							
321	N New Mexico St.	59 51	200	H Toledo	48 74							
210	H Alabama A&M	52 67										

Non-Div I Games:

Georgia St.

Average RPI Win:	170	WON-LOST	WINNING	LAST 10	STRENGTH OF	OPP. STRENGTH	TEAM	ADJ.	CONF.	ADJ CONF.
Average RPI Loss:	25	RECORD	PCT. RANK	GAMES	SCHEDULE	OF SCHEDULE	RPI	RPI	RPI	RPI
DIV. I ONLY	8- 2	46	8-2	82	40	31	31	3	3	
DIV. I NON-CONF.	8- 2	46	8-2	84	40	31	31	3	3	
TOTALS	RPI 1-25	RPI 26-50	W-L RECORDS	RPI 51-100	RPI 101-150	RPI 150+				
8- 2	0- 1	0- 1	OVERALL	3- 0	1- 0	4- 0				
5- 0	0- 0	0- 0	HOME	1- 0	1- 0	3- 0				
2- 0	0- 0	0- 0	AWAY	1- 0	0- 0	1- 0				
1- 2	0- 1	0- 1	NEUTRAL	1- 0	0- 0	0- 0				
8- 2	0- 1	0- 1	NON-CONFERENCE	3- 0	1- 0	4- 0				
5- 0	0- 0	0- 0	HOME	1- 0	1- 0	3- 0				
2- 0	0- 0	0- 0	AWAY	1- 0	0- 0	1- 0				
1- 2	0- 1	0- 1	NEUTRAL	1- 0	0- 0	0- 0				
0- 0	0- 0	0- 0	CONFERENCE	0- 0	0- 0	0- 0				
0- 0	0- 0	0- 0	HOME	0- 0	0- 0	0- 0				
0- 0	0- 0	0- 0	AWAY	0- 0	0- 0	0- 0				
0- 0	0- 0	0- 0	NEUTRAL	0- 0	0- 0	0- 0				

RPI 1-25				RPI 26-50				Team's RPI: 31				RPI 51-100				RPI 101+			
RPI	S	Opponent	Score	RPI	S	Opponent	Score	RPI	S	Opponent	Score	RPI	S	Opponent	Score	RPI	S	Opponent	Score
8	N	Texas A&M	48 60	41	N	Rutgers	43 46	52	A	Georgia	73 40	108	H	Houston	69 38				
								64	N	Seton Hall	79 54	197	A	Kennesaw St.	63 47				
								83	H	Wisconsin	60 41	248	H	ETSU	87 48				
												298	H	Grambling	89 42				
												312	H	Georgia St.	69 28				
LAST 10 Division I																			
197	A	Kennesaw St.	63 47	8	N	Texas A&M	48 60	248	H	ETSU	87 48								
83	H	Wisconsin	60 41	52	A	Georgia	73 40	298	H	Grambling	89 42								
41	N	Rutgers	43 46	108	H	Houston	69 38												
64	N	Seton Hall	79 54																
312	H	Georgia St.	69 28																

Non-Div I Games:

Georgia Tech

■ Loss,
 ■ Non-Conf, S Site,
 ■ Home
 ■ Away
 N Neutral

Average RPI Win: 108		WON-LOST	WINNING	LAST 10	STRENGTH OF	OPP. STRENGTH	TEAM	ADJ.	CONF.	ADJ CONF.
Average RPI Loss: 2		RECORD	PCT. RANK	GAMES	SCHEDULE	OF SCHEDULE	RPI	RPI	RPI	RPI
DIV. I ONLY		11- 1	11	9-1	47	3	6	6	12	12
DIV. I NON-CONF.		11- 1	11	9-1	48	3	6	6	12	12
TOTALS		RPI 1-25	RPI 26-50		W-L RECORDS		RPI 51-100	RPI 101-150	RPI 150+	
11- 1	2- 1	1- 0		OVERALL		3- 0	2- 0	3- 0		
5- 0	1- 0	1- 0		HOME		1- 0	1- 0	1- 0		
3- 1	0- 1	0- 0		AWAY		1- 0	0- 0	2- 0		
3- 0	1- 0	0- 0		NEUTRAL		1- 0	1- 0	0- 0		
11- 1	2- 1	1- 0		NON-CONFERENCE		3- 0	2- 0	3- 0		
5- 0	1- 0	1- 0		HOME		1- 0	1- 0	1- 0		
3- 1	0- 1	0- 0		AWAY		1- 0	0- 0	2- 0		
3- 0	1- 0	0- 0		NEUTRAL		1- 0	1- 0	0- 0		
0- 0	0- 0	0- 0		CONFERENCE		0- 0	0- 0	0- 0		
0- 0	0- 0	0- 0		HOME		0- 0	0- 0	0- 0		
0- 0	0- 0	0- 0		AWAY		0- 0	0- 0	0- 0		
0- 0	0- 0	0- 0		NEUTRAL		0- 0	0- 0	0- 0		

RPI 1-25				Team's RPI: 6		RPI 26-50				RPI 51-100				RPI 101+					
RPI	S	Opponent	Score		RPI	S	Opponent	Score		RPI	S	Opponent	Score		RPI	S	Opponent	Score	
2	A	Stanford	70	76	46	H	Texas Southern	80	45	80	N	Middle Tenn.	62	50	131	H	UT Martin	78	55
3	H	Missouri St.	64	52						87	A	Washington St.	76	53	137	N	Dayton	76	65
18	N	Purdue	63	50						89	H	CSU Bakersfield	92	48	156	A	Montana St.	70	55
															187	A	Wyoming	65	54
															250	H	Eastern Wash.	84	44
LAST 10 Division I																			
					46	H	Texas Southern	80	45	3	H	Missouri St.	64	52					
					87	A	Washington St.	76	53	187	A	Wyoming	65	54					
					156	A	Montana St.	70	55	137	N	Dayton	76	65					
					18	N	Purdue	63	50	250	H	Eastern Wash.	84	44					
					80	N	Middle Tenn.	62	50	2	A	Stanford	70	76					

Non-Div I Games:

Gonzaga

■ Loss, ■ Non-Conf, S Site, H Home A Away N Neutral

Grambling

Through Games Of Dec. 20, 2019

Average RPI Win:	0	WON-LOST	WINNING	LAST 10	STRENGTH OF	OPP. STRENGTH	TEAM	ADJ.	CONF.	ADJ CONF.
Average RPI Loss:	153	RECORD	PCT. RANK	GAMES	SCHEDULE	OF SCHEDULE	RPI	RPI	RPI	RPI
DIV. I ONLY	0- 9	336	0-9	51	300	298	298	27	27	
DIV. I NON-CONF.	0- 9	336	0-9	52	299	297	297	27	27	
TOTALS	RPI 1-25	RPI 26-50	W-L RECORDS	RPI 51-100	RPI 101-150	RPI 150+				
0- 9	0- 0	0- 3	OVERALL	0- 1	0- 1	0- 4				
0- 2	0- 0	0- 0	HOME	0- 1	0- 0	0- 1				
0- 6	0- 0	0- 3	AWAY	0- 0	0- 0	0- 3				
0- 1	0- 0	0- 0	NEUTRAL	0- 0	0- 1	0- 0				
0- 9	0- 0	0- 3	NON-CONFERENCE	0- 1	0- 1	0- 4				
0- 2	0- 0	0- 0	HOME	0- 1	0- 0	0- 1				
0- 6	0- 0	0- 3	AWAY	0- 0	0- 0	0- 3				
0- 1	0- 0	0- 0	NEUTRAL	0- 0	0- 1	0- 0				
0- 0	0- 0	0- 0	CONFERENCE	0- 0	0- 0	0- 0				
0- 0	0- 0	0- 0	HOME	0- 0	0- 0	0- 0				
0- 0	0- 0	0- 0	AWAY	0- 0	0- 0	0- 0				
0- 0	0- 0	0- 0	NEUTRAL	0- 0	0- 0	0- 0				

RPI 1-25				RPI 26-50				RPI 51-100				RPI 101+				Team's RPI: 298
RPI	S	Opponent	Score	RPI	S	Opponent	Score	RPI	S	Opponent	Score	RPI	S	Opponent	Score	
				29	A	Baylor	46 120	94	H	UT Arlington	54 88	117	N	Binghamton	67 88	
				31	A	Georgia Tech	42 89					177	H	Florida	65 72	
				40	A	Kentucky	35 81					227	A	Louisiana Tech	66 70	
												316	A	FIU	55 56	
												344	A	Northwestern St.	61 65	
LAST 10 Division I																
				227	A	Louisiana Tech	66 70			117	N	Binghamton	67 88			
				344	A	Northwestern St.	61 65			316	A	FIU	55 56			
				40	A	Kentucky	35 81			29	A	Baylor	46 120			
				94	H	UT Arlington	54 88			177	H	Florida	65 72			
				31	A	Georgia Tech	42 89									

Non-Div I Games: Centenary (LA) 106 42

Grambling

■ Loss,
■ Non-Conf,
■ S Site,
■ H Home
■ A Away
N Neutral

Average RPI Win: 253		WON-LOST	WINNING	LAST 10	STRENGTH OF	OPP. STRENGTH	TEAM	ADJ.	CONF.	ADJ CONF.
Average RPI Loss: 157		RECORD	PCT. RANK	GAMES	SCHEDULE	OF SCHEDULE	RPI	RPI	RPI	RPI
DIV. I ONLY		3- 5	221	3-5	184	273	271	271	32	32
DIV. I NON-CONF.		3- 5	220	3-5	185	275	273	273	32	32
TOTALS		RPI 1-25	RPI 26-50	W-L RECORDS	RPI 51-100	RPI 101-150	RPI 150+			
3- 5	0- 0		0- 0	OVERALL	0- 1	0- 1	3- 3			
3- 2	0- 0		0- 0	HOME	0- 1	0- 0	3- 1			
0- 3	0- 0		0- 0	AWAY	0- 0	0- 1	0- 2			
0- 0	0- 0		0- 0	NEUTRAL	0- 0	0- 0	0- 0			
3- 5	0- 0		0- 0	NON-CONFERENCE	0- 1	0- 1	3- 3			
3- 2	0- 0		0- 0	HOME	0- 1	0- 0	3- 1			
0- 3	0- 0		0- 0	AWAY	0- 0	0- 1	0- 2			
0- 0	0- 0		0- 0	NEUTRAL	0- 0	0- 0	0- 0			
0- 0	0- 0		0- 0	CONFERENCE	0- 0	0- 0	0- 0			
0- 0	0- 0		0- 0	HOME	0- 0	0- 0	0- 0			
0- 0	0- 0		0- 0	AWAY	0- 0	0- 0	0- 0			
0- 0	0- 0		0- 0	NEUTRAL	0- 0	0- 0	0- 0			

RPI 1-25				RPI 26-50				RPI 51-100				RPI 101+			
RPI	S	Opponent	Score	RPI	S	Opponent	Score	RPI	S	Opponent	Score	RPI	S	Opponent	Score
								98	H	North Dakota	76 78	144	A	Portland St.	46 69
												166	A	Montana	67 72
												172	A	Portland	41 73
												176	H	Southern Utah	69 65
												206	H	Cal St. Fullerton	70 80
												279	H	UNLV	53 51
												303	H	UC Santa Barbara	58 57
LAST 10 Division I															
				144	A	Portland St.	46 69	303	H	UC Santa Barbara	58 57				
				206	H	Cal St. Fullerton	70 80	279	H	UNLV	53 51				
				166	A	Montana	67 72	172	A	Portland	41 73				
				176	H	Southern Utah	69 65								
				98	H	North Dakota	76 78								

Non-Div I Games: Benedictine Mesa 72 53

Grand Canyon

■ Loss, ■ Non-Conf, S Site, H Home A Away N Neutral

Average RPI Win:	157	WON-LOST	WINNING	LAST 10	STRENGTH OF	OPP. STRENGTH	TEAM	ADJ.	CONF.	ADJ CONF.
Average RPI Loss:	69	RECORD	PCT. RANK	GAMES	SCHEDULE	OF SCHEDULE	RPI	RPI	RPI	RPI
DIV. I ONLY	5- 6	187	4-6	48	26	95	95	16	16	
DIV. I NON-CONF.	5- 6	188	4-6	49	26	95	95	16	16	
TOTALS	RPI 1-25	RPI 26-50	W-L RECORDS	RPI 51-100	RPI 101-150	RPI 150+				
5- 6	0- 3	0- 1	OVERALL	2- 1	1- 0	2- 1				
1- 3	0- 2	0- 1	HOME	0- 0	0- 0	1- 0				
2- 2	0- 0	0- 0	AWAY	1- 1	0- 0	1- 1				
2- 1	0- 1	0- 0	NEUTRAL	1- 0	1- 0	0- 0				
5- 6	0- 3	0- 1	NON-CONFERENCE	2- 1	1- 0	2- 1				
1- 3	0- 2	0- 1	HOME	0- 0	0- 0	1- 0				
2- 2	0- 0	0- 0	AWAY	1- 1	0- 0	1- 1				
2- 1	0- 1	0- 0	NEUTRAL	1- 0	1- 0	0- 0				
0- 0	0- 0	0- 0	CONFERENCE	0- 0	0- 0	0- 0				
0- 0	0- 0	0- 0	HOME	0- 0	0- 0	0- 0				
0- 0	0- 0	0- 0	AWAY	0- 0	0- 0	0- 0				
0- 0	0- 0	0- 0	NEUTRAL	0- 0	0- 0	0- 0				

RPI 1-25				RPI 26-50				RPI 51-100				RPI 101+			
RPI	S	Opponent	Score	RPI	S	Opponent	Score	RPI	S	Opponent	Score	RPI	S	Opponent	Score
9	H	DePaul	65 76	49	H	Marquette	47 60	69	A	Central Mich.	111 105	109	N	Bowling Green	73 54
13	N	Mississippi St.	58 83					79	A	Marist	60 72	175	H	Missouri	72 64
23	H	South Dakota	60 66					91	N	Syracuse	79 73	239	A	Maine	60 61
												343	A	Chicago St.	102 46
LAST 10 Division I															
109	N	Bowling Green	73 54	79	A	Marist	60 72								
343	A	Chicago St.	102 46	239	A	Maine	60 61								
49	H	Marquette	47 60	9	H	DePaul	65 76								
175	H	Missouri	72 64	91	N	Syracuse	79 73								
23	H	South Dakota	60 66	13	N	Mississippi St.	58 83								

Non-Div I Games:

Green Bay

■ Loss,
■ Non-Conf,
■ S Site,
■ H Home
■ A Away
N Neutral

RPI 1-25				RPI 26-50				RPI 51-100				RPI 101+				Team's RPI: 186
RPI	S	Opponent	Score	RPI	S	Opponent	Score	RPI	S	Opponent	Score	RPI	S	Opponent	Score	
								57	A	Old Dominion	38 75	129	H	Liberty	59 83	
								77	A	Alabama	64 61	170	H	Fla. Atlantic	63 64	
								84	A	Furman	65 70	205	H	Norfolk St.	56 77	
												242	A	Chattanooga	84 55	
												246	N	Mt. St. Mary's	68 60	
LAST 10 Division I																
				170	H	Fla. Atlantic	63 64	57	A	Old Dominion	38 75					
				242	A	Chattanooga	84 55	246	N	Mt. St. Mary's	68 60					
				77	A	Alabama	64 61	129	H	Liberty	59 83					
								205	H	Norfolk St.	56 77					
								84	A	Furman	65 70					

Hampton

Average RPI Win:	0	WON-LOST	WINNING	LAST 10	STRENGTH OF	OPP. STRENGTH	TEAM	ADJ.	CONF.	ADJ CONF.
Average RPI Loss:	160	RECORD	PCT. RANK	GAMES	SCHEDULE	OF SCHEDULE	RPI	RPI	RPI	RPI
DIV. I ONLY	0- 11	336	0-10	49	327	301	301	28	28	
DIV. I NON-CONF.	0- 11	336	0-10	50	327	300	300	28	28	
TOTALS	RPI 1-25	RPI 26-50	W-L RECORDS	RPI 51-100	RPI 101-150	RPI 150+				
0- 11	0- 1	0- 0	OVERALL	0- 2	0- 2	0- 6				
0- 4	0- 0	0- 0	HOME	0- 1	0- 1	0- 2				
0- 7	0- 1	0- 0	AWAY	0- 1	0- 1	0- 4				
0- 0	0- 0	0- 0	NEUTRAL	0- 0	0- 0	0- 0				
0- 11	0- 1	0- 0	NON-CONFERENCE	0- 2	0- 2	0- 6				
0- 4	0- 0	0- 0	HOME	0- 1	0- 1	0- 2				
0- 7	0- 1	0- 0	AWAY	0- 1	0- 1	0- 4				
0- 0	0- 0	0- 0	NEUTRAL	0- 0	0- 0	0- 0				
0- 0	0- 0	0- 0	CONFERENCE	0- 0	0- 0	0- 0				
0- 0	0- 0	0- 0	HOME	0- 0	0- 0	0- 0				
0- 0	0- 0	0- 0	AWAY	0- 0	0- 0	0- 0				
0- 0	0- 0	0- 0	NEUTRAL	0- 0	0- 0	0- 0				

RPI 1-25				RPI 26-50				RPI 51-100				RPI 101+ Team's RPI: 301			
RPI	S	Opponent	Score	RPI	S	Opponent	Score	RPI	S	Opponent	Score	RPI	S	Opponent	Score
12	A	Princeton	42 73					58	H	Providence	57 75	124	H	Rhode Island	56 68
								81	A	Penn	46 74	127	A	Michigan St.	34 79
												161	A	Harvard	44 53
												168	A	William & Mary	44 61
												174	A	Massachusetts	48 74
												211	A	Northeastern	47 60
												309	H	NJIT	52 61
												331	H	Hofstra	41 43
LAST 10 Division I															
211	A	Northeastern	47 60	309	H	NJIT	52 61								
12	A	Princeton	42 73	81	A	Penn	46 74								
174	A	Massachusetts	48 74	168	A	William & Mary	44 61								
58	H	Providence	57 75	127	A	Michigan St.	34 79								
124	H	Rhode Island	56 68	161	A	Harvard	44 53								

Non-Div I Games:

Hartford

■ Loss,
 ■ Non-Conf,
 S Site,
 ■ Home
 ■ Away
 N Neutral

Average RPI Win:	213	WON-LOST	WINNING	LAST 10	STRENGTH OF	OPP. STRENGTH	TEAM	ADJ.	CONF.	ADJ CONF.
Average RPI Loss:	137	RECORD	PCT. RANK	GAMES	SCHEDULE	OF SCHEDULE	RPI	RPI	RPI	RPI
DIV. I ONLY	7- 4	99	6-4	290	62	161	161	9	9	
DIV. I NON-CONF.	7- 4	99	6-4	292	62	162	162	9	9	
TOTALS	RPI 1-25	RPI 26-50	W-L RECORDS	RPI 51-100	RPI 101-150	RPI 150+				
7- 4	0- 0	0- 1	OVERALL	1- 0	0- 2	6- 1				
3- 1	0- 0	0- 0	HOME	1- 0	0- 0	2- 1				
4- 2	0- 0	0- 1	AWAY	0- 0	0- 1	4- 0				
0- 1	0- 0	0- 0	NEUTRAL	0- 0	0- 1	0- 0				
7- 4	0- 0	0- 1	NON-CONFERENCE	1- 0	0- 2	6- 1				
3- 1	0- 0	0- 0	HOME	1- 0	0- 0	2- 1				
4- 2	0- 0	0- 1	AWAY	0- 0	0- 1	4- 0				
0- 1	0- 0	0- 0	NEUTRAL	0- 0	0- 1	0- 0				
0- 0	0- 0	0- 0	CONFERENCE	0- 0	0- 0	0- 0				
0- 0	0- 0	0- 0	HOME	0- 0	0- 0	0- 0				
0- 0	0- 0	0- 0	AWAY	0- 0	0- 0	0- 0				
0- 0	0- 0	0- 0	NEUTRAL	0- 0	0- 0	0- 0				

RPI S	Opponent	Score	RPI S	Opponent	Score	RPI S	Opponent	Score	RPI S	Opponent	Score	Team's RPI: 161
			41 A Rutgers		46 74	51 H California		56 53	145 N Saint Joseph's		39 63	
									150 A La Salle		69 75	
									159 A Northern Ill.		59 53	
									211 H Northeastern		44 46	
									218 A Quinnipiac		77 68	
									232 A Boston U.		66 39	
									239 A Maine		69 40	
									288 H Siena		68 51	
									301 H Hartford		53 44	
LAST 10 Division I												
			145 N Saint Joseph's		39 63	211 H Northeastern		44 46				
			239 A Maine		69 40	218 A Quinnipiac		77 68				
			150 A La Salle		69 75	232 A Boston U.		66 39				
			288 H Siena		68 51	301 H Hartford		53 44				
			51 H California		56 53	41 A Rutgers		46 74				

Non-Div I Games:

Harvard

■ Loss,
 ■ Non-Conf,
 S Site,
 ■ Home
 ■ Away
 N Neutral

Average RPI Win:	229	WON-LOST	WINNING	LAST 10	STRENGTH OF	OPP. STRENGTH	TEAM	ADJ.	CONF.	ADJ CONF.
Average RPI Loss:	111	RECORD	PCT. RANK	GAMES	SCHEDULE	OF SCHEDULE	RPI	RPI	RPI	RPI
DIV. I ONLY	5- 5	162	5-5	68	225	134	134	25	25	
DIV. I NON-CONF.	5- 5	160	5-5	68	227	135	135	25	25	
TOTALS	RPI 1-25	RPI 26-50	W-L RECORDS	RPI 51-100	RPI 101-150	RPI 150+				
5- 5	0- 1	0- 2	OVERALL	1- 0	1- 0	3- 2				
3- 3	0- 0	0- 2	HOME	0- 0	1- 0	2- 1				
2- 2	0- 1	0- 0	AWAY	1- 0	0- 0	1- 1				
0- 0	0- 0	0- 0	NEUTRAL	0- 0	0- 0	0- 0				
5- 5	0- 1	0- 2	NON-CONFERENCE	1- 0	1- 0	3- 2				
3- 3	0- 0	0- 2	HOME	0- 0	1- 0	2- 1				
2- 2	0- 1	0- 0	AWAY	1- 0	0- 0	1- 1				
0- 0	0- 0	0- 0	NEUTRAL	0- 0	0- 0	0- 0				
0- 0	0- 0	0- 0	CONFERENCE	0- 0	0- 0	0- 0				
0- 0	0- 0	0- 0	HOME	0- 0	0- 0	0- 0				
0- 0	0- 0	0- 0	AWAY	0- 0	0- 0	0- 0				
0- 0	0- 0	0- 0	NEUTRAL	0- 0	0- 0	0- 0				

RPI 1-25				RPI 26-50				RPI 51-100				RPI 101+ Team's RPI: 134			
RPI	S	Opponent	Score	RPI	S	Opponent	Score	RPI	S	Opponent	Score	RPI	S	Opponent	Score
5	A	Oregon St.	32 64	27	H	NC State	59 68	90	A	Washington	62 50	119	H	Texas	73 60
				46	H	Texas Southern	57 74					207	H	North Texas	60 66
												269	A	LMU (CA)	51 65
												295	A	Pepperdine	52 51
												296	H	San Diego St.	61 58
												345	H	UTSA	62 50
LAST 10 Division I															
90	A	Washington	62 50	119	H	Texas	73 60								
5	A	Oregon St.	32 64	27	H	NC State	59 68								
295	A	Pepperdine	52 51	207	H	North Texas	60 66								
269	A	LMU (CA)	51 65	46	H	Texas Southern	57 74								
296	H	San Diego St.	61 58	345	H	UTSA	62 50								

Non-Div I Games: Hope Int'l 86 49

Hawaii

■ Loss,
 ■ Non-Conf, S Site,
 ■ Home
 ■ Away
 N Neutral

Average RPI Win:	284	WON-LOST	WINNING	LAST 10	STRENGTH OF	OPP. STRENGTH	TEAM	ADJ.	CONF.	ADJ CONF.
Average RPI Loss:	163	RECORD	PCT. RANK	GAMES	SCHEDULE	OF SCHEDULE	RPI	RPI	RPI	RPI
DIV. I ONLY	2- 6	274	2-6	279	193	299	299	29	29	
DIV. I NON-CONF.	2- 6	274	2-6	281	196	298	298	29	29	
TOTALS	RPI 1-25	RPI 26-50	W-L RECORDS	RPI 51-100	RPI 101-150	RPI 150+				
2- 6	0- 1	0- 0	OVERALL	0- 1	0- 1	2- 3				
1- 2	0- 0	0- 0	HOME	0- 0	0- 1	1- 1				
1- 4	0- 1	0- 0	AWAY	0- 1	0- 0	1- 2				
0- 0	0- 0	0- 0	NEUTRAL	0- 0	0- 0	0- 0				
2- 6	0- 1	0- 0	NON-CONFERENCE	0- 1	0- 1	2- 3				
1- 2	0- 0	0- 0	HOME	0- 0	0- 1	1- 1				
1- 4	0- 1	0- 0	AWAY	0- 1	0- 0	1- 2				
0- 0	0- 0	0- 0	NEUTRAL	0- 0	0- 0	0- 0				
0- 0	0- 0	0- 0	CONFERENCE	0- 0	0- 0	0- 0				
0- 0	0- 0	0- 0	HOME	0- 0	0- 0	0- 0				
0- 0	0- 0	0- 0	AWAY	0- 0	0- 0	0- 0				
0- 0	0- 0	0- 0	NEUTRAL	0- 0	0- 0	0- 0				

RPI 1-25				RPI 26-50				RPI 51-100				RPI 101+				Team's RPI: 299	
RPI	S	Opponent	Score	RPI	S	Opponent	Score	RPI	S	Opponent	Score	RPI	S	Opponent	Score		
24	A	Duke	57 93					97	A	Butler	52 74	115	H	Davidson	63 73		
												205	A	Norfolk St.	58 72		
												237	A	American	48 56		
												248	H	ETSU	80 62		
												300	H	Col. of Charleston	70 79		
												320	A	N.C. Central	78 58		
LAST 10 Division I																	
				97	A	Butler	52 74	320	A	N.C. Central	78 58						
				115	H	Davidson	63 73	205	A	Norfolk St.	58 72						
				24	A	Duke	57 93	237	A	American	48 56						
								248	H	ETSU	80 62						
								300	H	Col. of Charleston	70 79						

Non-Div I Games:

High Point

■ Loss,
 ■ Non-Conf, S Site,
 ■ Home
 ■ Away
 N Neutral

RPI 1-25				RPI 26-50				RPI 51-100				RPI 101+				Team's RPI: 331	
RPI	S	Opponent	Score	RPI	S	Opponent	Score	RPI	S	Opponent	Score	RPI	S	Opponent	Score		
												120	H	Stony Brook	38	81	
												133	H	Cleveland St.	51	61	
												198	H	Howard	64	73	
												217	A	Fairfield	64	73	
												261	H	Morgan St.	51	39	
												283	A	Sacred Heart	44	71	
												301	A	Hartford	43	41	
												337	A	LIU Brooklyn	46	85	
LAST 10 Division I																	
				217	A	Fairfield	64	73	133	H	Cleveland St.	51	61				
				261	H	Morgan St.	51	39	120	H	Stony Brook	38	81				
				337	A	LIU Brooklyn	46	85	283	A	Sacred Heart	44	71				
				198	H	Howard	64	73	301	A	Hartford	43	41				

Non-Div I Games:

Holy Cross

Through Games Of Dec. 20, 2019

Average RPI Win:	222	WON-LOST	WINNING	LAST 10	STRENGTH OF	OPP. STRENGTH	TEAM	ADJ.	CONF.	ADJ CONF.
Average RPI Loss:	139	RECORD	PCT. RANK	GAMES	SCHEDULE	OF SCHEDULE	RPI	RPI	RPI	RPI
DIV. I ONLY	5- 3	116	5-3	130	269	85	85	13	13	
DIV. I NON-CONF.	5- 3	115	5-3	127	271	85	85	13	13	
TOTALS	RPI 1-25	RPI 26-50	W-L RECORDS	RPI 51-100	RPI 101-150	RPI 150+				
5- 3	0- 0	0- 0	OVERALL	1- 0	1- 2	3- 1				
3- 0	0- 0	0- 0	HOME	1- 0	1- 0	1- 0				
2- 3	0- 0	0- 0	AWAY	0- 0	0- 2	2- 1				
0- 0	0- 0	0- 0	NEUTRAL	0- 0	0- 0	0- 0				
5- 3	0- 0	0- 0	NON-CONFERENCE	1- 0	1- 2	3- 1				
3- 0	0- 0	0- 0	HOME	1- 0	1- 0	1- 0				
2- 3	0- 0	0- 0	AWAY	0- 0	0- 2	2- 1				
0- 0	0- 0	0- 0	NEUTRAL	0- 0	0- 0	0- 0				
0- 0	0- 0	0- 0	CONFERENCE	0- 0	0- 0	0- 0				
0- 0	0- 0	0- 0	HOME	0- 0	0- 0	0- 0				
0- 0	0- 0	0- 0	AWAY	0- 0	0- 0	0- 0				
0- 0	0- 0	0- 0	NEUTRAL	0- 0	0- 0	0- 0				

RPI S	Opponent	Score	RPI S	Opponent	Score	RPI S	Opponent	Score	RPI S	Opponent	Score
						88	H Boston College	80 71	118	A Illinois	75 78
									121	H Merrimack	68 42
									124	A Rhode Island	58 73
									174	A Massachusetts	72 75
									283	A Sacred Heart	65 52
									308	A Brown	83 71
									311	H Bryant	87 75
LAST 10 Division I											
174	A Massachusetts	72 75	283	A Sacred Heart	65 52						
124	A Rhode Island	58 73	88	H Boston College	80 71						
308	A Brown	83 71	118	A Illinois	75 78						
121	H Merrimack	68 42									
311	H Bryant	87 75									

Non-Div I Games:

Holy Cross

Loss, Non-Conf, S Site, H Home A Away N Neutral

Average RPI Win:	204	WON-LOST	WINNING	LAST 10	STRENGTH OF	OPP. STRENGTH	TEAM	ADJ.	CONF.	ADJ CONF.
Average RPI Loss:	77	RECORD	PCT. RANK	GAMES	SCHEDULE	OF SCHEDULE	RPI	RPI	RPI	RPI
DIV. I ONLY	6- 6	162	5-5	38	140	108	108	8	8	
DIV. I NON-CONF.	6- 6	160	5-5	38	140	108	108	8	8	
TOTALS	RPI 1-25	RPI 26-50	W-L RECORDS	RPI 51-100	RPI 101-150	RPI 150+				
6- 6	0- 1	1- 2	OVERALL	0- 1	0- 1	5- 1				
5- 1	0- 0	1- 1	HOME	0- 0	0- 0	4- 0				
0- 3	0- 1	0- 1	AWAY	0- 0	0- 0	0- 1				
1- 2	0- 0	0- 0	NEUTRAL	0- 1	0- 1	1- 0				
6- 6	0- 1	1- 2	NON-CONFERENCE	0- 1	0- 1	5- 1				
5- 1	0- 0	1- 1	HOME	0- 0	0- 0	4- 0				
0- 3	0- 1	0- 1	AWAY	0- 0	0- 0	0- 1				
1- 2	0- 0	0- 0	NEUTRAL	0- 1	0- 1	1- 0				
0- 0	0- 0	0- 0	CONFERENCE	0- 0	0- 0	0- 0				
0- 0	0- 0	0- 0	HOME	0- 0	0- 0	0- 0				
0- 0	0- 0	0- 0	AWAY	0- 0	0- 0	0- 0				
0- 0	0- 0	0- 0	NEUTRAL	0- 0	0- 0	0- 0				

RPI 1-25				RPI 26-50				RPI 51-100				RPI 101+ Team's RPI: 108			
RPI	S	Opponent	Score	RPI	S	Opponent	Score	RPI	S	Opponent	Score	RPI	S	Opponent	Score
8	A	Texas A&M	43 72	31	A	Georgia Tech	38 69	91	N	Syracuse	62 87	126	N	San Francisco	57 80
				35	H	Oklahoma	85 69					164	A	New Mexico	71 81
				44	H	FGCU	45 57					213	H	Southern Miss.	75 60
												214	H	Houston Baptist	82 60
												227	H	Louisiana Tech	67 53
												241	N	California Baptist	96 75
												293	H	Southeastern La.	78 65
LAST 10 Division I															
		44	H	FGCU	45	57	213	H	Southern Miss.	75	60				
		126	N	San Francisco	57	80	8	A	Texas A&M	43	72				
		241	N	California Baptist	96	75	227	H	Louisiana Tech	67	53				
		91	N	Syracuse	62	87	214	H	Houston Baptist	82	60				
		35	H	Oklahoma	85	69	164	A	New Mexico	71	81				

Non-Div I Games:

Houston

Houston Baptist

Through Games Of Dec. 20, 2019

Average RPI Win:	283	WON-LOST	WINNING	LAST 10	STRENGTH OF	OPP. STRENGTH	TEAM	ADJ.	CONF.	ADJ CONF.
Average RPI Loss:	133	RECORD	PCT. RANK	GAMES	SCHEDULE	OF SCHEDULE	RPI	RPI	RPI	RPI
DIV. I ONLY	2- 6	274	2-6	111	303	214	214	26	26	
DIV. I NON-CONF.	2- 5	258	2-5	150	293	198	198	26	26	
TOTALS	RPI 1-25	RPI 26-50	W-L RECORDS	RPI 51-100	RPI 101-150	RPI 150+				
2- 6	0- 0	0- 1	OVERALL	0- 0	0- 3	2- 2				
0- 2	0- 0	0- 0	HOME	0- 0	0- 1	0- 1				
2- 4	0- 0	0- 1	AWAY	0- 0	0- 2	2- 1				
0- 0	0- 0	0- 0	NEUTRAL	0- 0	0- 0	0- 0				
2- 5	0- 0	0- 1	NON-CONFERENCE	0- 0	0- 2	2- 2				
0- 1	0- 0	0- 0	HOME	0- 0	0- 0	0- 1				
2- 4	0- 0	0- 1	AWAY	0- 0	0- 2	2- 1				
0- 0	0- 0	0- 0	NEUTRAL	0- 0	0- 0	0- 0				
0- 1	0- 0	0- 0	CONFERENCE	0- 0	0- 1	0- 0				
0- 1	0- 0	0- 0	HOME	0- 0	0- 1	0- 0				
0- 0	0- 0	0- 0	AWAY	0- 0	0- 0	0- 0				
0- 0	0- 0	0- 0	NEUTRAL	0- 0	0- 0	0- 0				

RPI 1-25			RPI 26-50			RPI 51-100			RPI 101+			Team's RPI: 214
RPI	S	Opponent	Score	RPI	S	Opponent	Score	RPI	S	Opponent	Score	
				29	A	Baylor	42 112					
								108	A	Houston	60 82	
								130	A	Wichita St.	42 59	
								149	H	SFA	42 59	
								171	A	Texas Tech	51 59	
								212	H	Northern Ariz.	62 79	
								215	A	Oral Roberts	74 73	
								350	A	La.-Monroe	72 65	
LAST 10 Division I												
212	H	Northern Ariz.	62 79	149	H	SFA	42 59					
130	A	Wichita St.	42 59	171	A	Texas Tech	51 59					
215	A	Oral Roberts	74 73	350	A	La.-Monroe	72 65					
108	A	Houston	60 82									
29	A	Baylor	42 112									

Non-Div I Games: LSU-Shreveport 67 44 Paul Quinn 63 34

Houston Baptist

■ Loss,
 ■ Non-Conf,
 ■ S Site,
 ■ Home
 ■ A Away
 N Neutral

Howard

H
o
w
a
r
d

Howard

Page 115

Average RPI Win:	115	WON-LOST	WINNING	LAST 10	STRENGTH OF	OPP. STRENGTH	TEAM	ADJ.	CONF.	ADJ CONF.
Average RPI Loss:	85	RECORD	PCT. RANK	GAMES	SCHEDULE	OF SCHEDULE	RPI	RPI	RPI	RPI
DIV. I ONLY	5- 5	162	5-5	46	48	60	60	16	16	
DIV. I NON-CONF.	5- 5	160	5-5	47	48	60	60	16	16	
TOTALS	RPI 1-25	RPI 26-50	W-L RECORDS	RPI 51-100	RPI 101-150	RPI 150+				
5- 5	0- 0	0- 2	OVERALL	3- 1	0- 2	2- 0				
3- 0	0- 0	0- 0	HOME	2- 0	0- 0	1- 0				
0- 5	0- 0	0- 2	AWAY	0- 1	0- 2	0- 0				
2- 0	0- 0	0- 0	NEUTRAL	1- 0	0- 0	1- 0				
5- 5	0- 0	0- 2	NON-CONFERENCE	3- 1	0- 2	2- 0				
3- 0	0- 0	0- 0	HOME	2- 0	0- 0	1- 0				
0- 5	0- 0	0- 2	AWAY	0- 1	0- 2	0- 0				
2- 0	0- 0	0- 0	NEUTRAL	1- 0	0- 0	1- 0				
0- 0	0- 0	0- 0	CONFERENCE	0- 0	0- 0	0- 0				
0- 0	0- 0	0- 0	HOME	0- 0	0- 0	0- 0				
0- 0	0- 0	0- 0	AWAY	0- 0	0- 0	0- 0				
0- 0	0- 0	0- 0	NEUTRAL	0- 0	0- 0	0- 0				

RPI 1-25				RPI 26-50				RPI 51-100				Team's RPI: 60	RPI 101+			
RPI	S	Opponent	Score	RPI	S	Opponent	Score	RPI	S	Opponent	Score		RPI	S	Opponent	Score
				36	A	Miami (FL)	65 74	55	N	St. John's (NY)	85 78		112	A	Ohio	64 70
				47	A	UNI	50 51	68	H	Ball St.	65 48		131	A	UT Martin	51 57
								82	H	Southern Ill.	81 78		183	N	Elon	59 53
								97	A	Butler	61 64		185	H	Eastern Ky.	72 42
LAST 10 Division I																
				131	A	UT Martin	51 57	185	H	Eastern Ky.	72 42					
				97	A	Butler	61 64	47	A	UNI	50 51					
				36	A	Miami (FL)	65 74	112	A	Ohio	64 70					
				82	H	Southern Ill.	81 78	183	N	Elon	59 53					
				68	H	Ball St.	65 48	55	N	St. John's (NY)	85 78					

Non-Div I Games: Ind.-Northwest 103 45

IUPUI

Average RPI Win:	242	WON-LOST	WINNING	LAST 10	STRENGTH OF	OPP. STRENGTH	TEAM	ADJ.	CONF.	ADJ CONF.
Average RPI Loss:	94	RECORD	PCT. RANK	GAMES	SCHEDULE	OF SCHEDULE	RPI	RPI	RPI	RPI
DIV. I ONLY	4- 4	162	4-4	117	213	113	113	19	19	
DIV. I NON-CONF.	4- 4	160	4-4	115	216	113	113	19	19	
TOTALS	RPI 1-25	RPI 26-50	W-L RECORDS	RPI 51-100	RPI 101-150	RPI 150+				
4- 4	0- 0	0- 0	OVERALL	0- 2	1- 2	3- 0				
1- 0	0- 0	0- 0	HOME	0- 0	0- 0	1- 0				
3- 2	0- 0	0- 0	AWAY	0- 1	1- 1	2- 0				
0- 2	0- 0	0- 0	NEUTRAL	0- 1	0- 1	0- 0				
4- 4	0- 0	0- 0	NON-CONFERENCE	0- 2	1- 2	3- 0				
1- 0	0- 0	0- 0	HOME	0- 0	0- 0	1- 0				
3- 2	0- 0	0- 0	AWAY	0- 1	1- 1	2- 0				
0- 2	0- 0	0- 0	NEUTRAL	0- 1	0- 1	0- 0				
0- 0	0- 0	0- 0	CONFERENCE	0- 0	0- 0	0- 0				
0- 0	0- 0	0- 0	HOME	0- 0	0- 0	0- 0				
0- 0	0- 0	0- 0	AWAY	0- 0	0- 0	0- 0				
0- 0	0- 0	0- 0	NEUTRAL	0- 0	0- 0	0- 0				

RPI 1-25				RPI 26-50				RPI 51-100				RPI 101+				Team's RPI: 113	
RPI	S	Opponent	Score	RPI	S	Opponent	Score	RPI	S	Opponent	Score	RPI	S	Opponent	Score		
								56	A	Oklahoma St.	47	62	123	A	South Fla.	64	67
								57	N	Old Dominion	55	67	126	A	San Francisco	66	60
													141	N	Lamar University	44	47
													220	A	San Diego	65	32
													289	H	Colorado St.	61	54
													332	A	Seattle U	90	84
LAST 10 Division I																	
				126	A	San Francisco	66 60					123	A	South Fla.	64	67	
				289	H	Colorado St.	61 54					220	A	San Diego	65	32	
				56	A	Oklahoma St.	47 62					57	N	Old Dominion	55	67	
												141	N	Lamar University	44	47	
												332	A	Seattle U	90	84	

Non-Div I Games:

Idaho

■ Loss,
■ Non-Conf,
■ S Site,
■ H Home
■ A Away
N Neutral

Average RPI Win:	340	WON-LOST	WINNING	LAST 10	STRENGTH OF	OPP. STRENGTH	TEAM	ADJ.	CONF.	ADJ CONF.
Average RPI Loss:	113	RECORD	PCT. RANK	GAMES	SCHEDULE	OF SCHEDULE	RPI	RPI	RPI	RPI
DIV. I ONLY	2- 5	259	2-5	228	241	267	267	19	19	
DIV. I NON-CONF.	2- 5	258	2-5	231	244	269	269	19	19	
TOTALS	RPI 1-25	RPI 26-50	W-L RECORDS	RPI 51-100	RPI 101-150	RPI 150+				
2- 5	0- 1	0- 0	OVERALL	0- 2	0- 0	2- 2				
1- 1	0- 0	0- 0	HOME	0- 0	0- 0	1- 1				
1- 4	0- 1	0- 0	AWAY	0- 2	0- 0	1- 1				
0- 0	0- 0	0- 0	NEUTRAL	0- 0	0- 0	0- 0				
2- 5	0- 1	0- 0	NON-CONFERENCE	0- 2	0- 0	2- 2				
1- 1	0- 0	0- 0	HOME	0- 0	0- 0	1- 1				
1- 4	0- 1	0- 0	AWAY	0- 2	0- 0	1- 1				
0- 0	0- 0	0- 0	NEUTRAL	0- 0	0- 0	0- 0				
0- 0	0- 0	0- 0	CONFERENCE	0- 0	0- 0	0- 0				
0- 0	0- 0	0- 0	HOME	0- 0	0- 0	0- 0				
0- 0	0- 0	0- 0	AWAY	0- 0	0- 0	0- 0				
0- 0	0- 0	0- 0	NEUTRAL	0- 0	0- 0	0- 0				

RPI 1-25				RPI 26-50				RPI 51-100				RPI 101+ Team's RPI: 267			
RPI	S	Opponent	Score	RPI	S	Opponent	Score	RPI	S	Opponent	Score	RPI	S	Opponent	Score
24	A	Duke	66 85					54	A	Arizona St.	69 74	191	A	Utah St.	61 69
								56	A	Oklahoma St.	52 70	241	H	California Baptist	68 74
												332	H	Seattle U	73 48
												347	A	Utah Valley	88 61
LAST 10 Division I															
191	A	Utah St.	61 69	54	A	Arizona St.	69 74								
241	H	California Baptist	68 74	347	A	Utah Valley	88 61								
				24	A	Duke	66 85								
				56	A	Oklahoma St.	52 70								
				332	H	Seattle U	73 48								

Non-Div I Games: Arizona Christian 93 36 Montana Tech 83 57

Idaho St.

Illinois

Through Games Of Dec. 20, 2019

Average RPI Win:	222	WON-LOST	WINNING	LAST 10	STRENGTH OF	OPP. STRENGTH	TEAM	ADJ.	CONF.	ADJ CONF.
Average RPI Loss:	65	RECORD	PCT. RANK	GAMES	SCHEDULE	OF SCHEDULE	RPI	RPI	RPI	RPI
DIV. I ONLY	9- 2	40	8-2	267	139	118	118	2	2	
DIV. I NON-CONF.	9- 2	40	8-2	268	139	118	118	2	2	
TOTALS	RPI 1-25	RPI 26-50	W-L RECORDS	RPI 51-100	RPI 101-150	RPI 150+				
9- 2	0- 0	0- 1	OVERALL	2- 1	1- 0	6- 0				
8- 1	0- 0	0- 1	HOME	2- 0	1- 0	5- 0				
1- 1	0- 0	0- 0	AWAY	0- 1	0- 0	1- 0				
0- 0	0- 0	0- 0	NEUTRAL	0- 0	0- 0	0- 0				
9- 2	0- 0	0- 1	NON-CONFERENCE	2- 1	1- 0	6- 0				
8- 1	0- 0	0- 1	HOME	2- 0	1- 0	5- 0				
1- 1	0- 0	0- 0	AWAY	0- 1	0- 0	1- 0				
0- 0	0- 0	0- 0	NEUTRAL	0- 0	0- 0	0- 0				
0- 0	0- 0	0- 0	CONFERENCE	0- 0	0- 0	0- 0				
0- 0	0- 0	0- 0	HOME	0- 0	0- 0	0- 0				
0- 0	0- 0	0- 0	AWAY	0- 0	0- 0	0- 0				
0- 0	0- 0	0- 0	NEUTRAL	0- 0	0- 0	0- 0				

RPI S	Opponent	Score	RPI S	Opponent	Score	RPI S	Opponent	Score	RPI S	Opponent	Score	Team's RPI: 118
			38 H	Illinois St.	58 74	75 H	Austin Peay	76 62	121 H	Merrimack	75 72	
						85 H	Holy Cross	78 75	175 A	Missouri	58 51	
						92 A	North Carolina	60 85	266 H	Presbyterian	71 52	
									290 H	Ark.-Pine Bluff	65 50	
									311 H	Bryant	69 55	
									335 H	Evansville	59 44	
									343 H	Chicago St.	96 66	
LAST 10 Division I												
175 A	Missouri	58 51	311 H	Bryant	69 55							
335 H	Evansville	59 44	290 H	Ark.-Pine Bluff	65 50							
121 H	Merrimack	75 72	38 H	Illinois St.	58 74							
92 A	North Carolina	60 85	75 H	Austin Peay	76 62							
266 H	Presbyterian	71 52	85 H	Holy Cross	78 75							

Non-Div I Games:

Illinois

Loss, Non-Conf, S Site, H Home A Away N Neutral

Average RPI Win:	177	WON-LOST	WINNING	LAST 10	STRENGTH OF	OPP. STRENGTH	TEAM	ADJ.	CONF.	ADJ CONF.
Average RPI Loss:	40	RECORD	PCT. RANK	GAMES	SCHEDULE	OF SCHEDULE	RPI	RPI	RPI	RPI
DIV. I ONLY	7- 2	56	7-2	145	66	38	38	7	7	
DIV. I NON-CONF.	7- 2	55	7-2	146	66	39	39	7	7	
TOTALS	RPI 1-25	RPI 26-50	W-L RECORDS	RPI 51-100	RPI 101-150	RPI 150+				
7- 2	0- 0	0- 2	OVERALL	1- 0	2- 0	4- 0				
5- 0	0- 0	0- 0	HOME	0- 0	1- 0	4- 0				
2- 2	0- 0	0- 2	AWAY	1- 0	1- 0	0- 0				
0- 0	0- 0	0- 0	NEUTRAL	0- 0	0- 0	0- 0				
7- 2	0- 0	0- 2	NON-CONFERENCE	1- 0	2- 0	4- 0				
5- 0	0- 0	0- 0	HOME	0- 0	1- 0	4- 0				
2- 2	0- 0	0- 2	AWAY	1- 0	1- 0	0- 0				
0- 0	0- 0	0- 0	NEUTRAL	0- 0	0- 0	0- 0				
0- 0	0- 0	0- 0	CONFERENCE	0- 0	0- 0	0- 0				
0- 0	0- 0	0- 0	HOME	0- 0	0- 0	0- 0				
0- 0	0- 0	0- 0	AWAY	0- 0	0- 0	0- 0				
0- 0	0- 0	0- 0	NEUTRAL	0- 0	0- 0	0- 0				

RPI 1-25				RPI 26-50				Team's RPI: 38		RPI 51-100				RPI 101+			
RPI	S	Opponent	Score	RPI	S	Opponent	Score	RPI	S	Opponent	Score	RPI	S	Opponent	Score		
				30	A	Saint Louis	56 61	98	A	North Dakota	66 58	118	A	Illinois	74 58		
				49	A	Marquette	41 58					131	H	UT Martin	70 47		
												159	H	Northern Ill.	69 66		
												223	H	Western Ill.	78 65		
												251	H	SIUE	74 53		
												259	H	Jackson St.	77 55		
LAST 10 Division I																	
				259	H	Jackson St.	77 55	98	A	North Dakota	66 58						
				251	H	SIUE	74 53	159	H	Northern Ill.	69 66						
				30	A	Saint Louis	56 61	118	A	Illinois	74 58						
				223	H	Western Ill.	78 65	49	A	Marquette	41 58						
				131	H	UT Martin	70 47										

Non-Div I Games: Truman 87 60

Illinois St.

Average RPI Win:	0	WON-LOST	WINNING	LAST 10	STRENGTH OF	OPP. STRENGTH	TEAM	ADJ.	CONF.	ADJ CONF.
Average RPI Loss:	254	RECORD	PCT. RANK	GAMES	SCHEDULE	OF SCHEDULE	RPI	RPI	RPI	RPI
DIV. I ONLY	0- 5	336	0-5	342	339	351	351	26	26	
DIV. I NON-CONF.	0- 4	336	0-4	333	335	349	349	26	26	
TOTALS	RPI 1-25	RPI 26-50	W-L RECORDS	RPI 51-100	RPI 101-150	RPI 150+				
0- 5	0- 0	0- 0	OVERALL	0- 0	0- 1	0- 4				
0- 1	0- 0	0- 0	HOME	0- 0	0- 0	0- 1				
0- 4	0- 0	0- 0	AWAY	0- 0	0- 1	0- 3				
0- 0	0- 0	0- 0	NEUTRAL	0- 0	0- 0	0- 0				
0- 4	0- 0	0- 0	NON-CONFERENCE	0- 0	0- 1	0- 3				
0- 0	0- 0	0- 0	HOME	0- 0	0- 0	0- 0				
0- 4	0- 0	0- 0	AWAY	0- 0	0- 1	0- 3				
0- 0	0- 0	0- 0	NEUTRAL	0- 0	0- 0	0- 0				
0- 1	0- 0	0- 0	CONFERENCE	0- 0	0- 0	0- 1				
0- 1	0- 0	0- 0	HOME	0- 0	0- 0	0- 1				
0- 0	0- 0	0- 0	AWAY	0- 0	0- 0	0- 0				
0- 0	0- 0	0- 0	NEUTRAL	0- 0	0- 0	0- 0				

RPI 1-25				RPI 26-50				RPI 51-100				RPI 101+				Team's RPI: 351	
RPI	S	Opponent	Score	RPI	S	Opponent	Score	RPI	S	Opponent	Score	RPI	S	Opponent	Score		
												112	A	Ohio	41	78	
												231	A	Kansas St.	41	85	
												289	A	Colorado St.	47	75	
												294	H	Central Ark.	37	47	
												345	A	UTSA	56	63	
LAST 10 Division I																	
				231	A	Kansas St.	41	85	294	H	Central Ark.	37	47				
				289	A	Colorado St.	47	75									
				112	A	Ohio	41	78									
				345	A	UTSA	56	63									

Non-Div I Games:	Schreiner	70	35	Tex. A&M Int'l	55	38	UNKNOWN	74	52
------------------	-----------	----	----	----------------	----	----	---------	----	----

Incarnate Word

■ Loss, ■ Non-Conf, S Site, H Home A Away N Neutral

Indiana

Through Games Of Dec. 20, 2019

Average RPI Win:	142	WON-LOST	WINNING	LAST 10	STRENGTH OF	OPP. STRENGTH	TEAM	ADJ.	CONF.	ADJ CONF.
Average RPI Loss:	29	RECORD	PCT. RANK	GAMES	SCHEDULE	OF SCHEDULE	RPI	RPI	RPI	RPI
DIV. I ONLY	10- 1	15	9-1	37	84	10	10	2	2	
DIV. I NON-CONF.	10- 1	15	9-1	37	82	10	10	2	2	
TOTALS	RPI 1-25	RPI 26-50	W-L RECORDS	RPI 51-100	RPI 101-150	RPI 150+				
10- 1	1- 0	1- 1	OVERALL	3- 0	0- 0	5- 0				
5- 0	0- 0	0- 0	HOME	1- 0	0- 0	4- 0				
3- 0	0- 0	1- 0	AWAY	1- 0	0- 0	1- 0				
2- 1	1- 0	0- 1	NEUTRAL	1- 0	0- 0	0- 0				
10- 1	1- 0	1- 1	NON-CONFERENCE	3- 0	0- 0	5- 0				
5- 0	0- 0	0- 0	HOME	1- 0	0- 0	4- 0				
3- 0	0- 0	1- 0	AWAY	1- 0	0- 0	1- 0				
2- 1	1- 0	0- 1	NEUTRAL	1- 0	0- 0	0- 0				
0- 0	0- 0	0- 0	CONFERENCE	0- 0	0- 0	0- 0				
0- 0	0- 0	0- 0	HOME	0- 0	0- 0	0- 0				
0- 0	0- 0	0- 0	AWAY	0- 0	0- 0	0- 0				
0- 0	0- 0	0- 0	NEUTRAL	0- 0	0- 0	0- 0				

RPI 1-25				RPI 26-50				RPI 51-100				RPI 101+			
RPI	S	Opponent	Score	RPI	S	Opponent	Score	RPI	S	Opponent	Score	RPI	S	Opponent	Score
7	N	South Carolina	71 57	29	N	Baylor	62 77	73	H	North Florida	72 45	154	H	Youngstown St.	93 56
				36	A	Miami (FL)	58 45	87	N	Washington St.	78 44	177	A	Florida	73 49
								97	A	Butler	64 53	246	H	Mt. St. Mary's	75 52
												259	H	Jackson St.	91 51
												285	H	Nicholls St.	111 47
LAST 10 Division I															
154	H	Youngstown St.	93 56	97	A	Butler	64 53	73	H	North Florida	72 45	36	A	Miami (FL)	58 45
7	N	South Carolina	71 57	87	N	Washington St.	78 44	29	N	Baylor	62 77	259	H	Jackson St.	91 51
177	A	Florida	73 49	285	H	Nicholls St.	111 47								

Non-Div I Games:

Indiana

■ Loss,
 ■ Non-Conf, S Site,
 ■ Home
 ■ Away
 N Neutral

Average RPI Win:	286	WON-LOST	WINNING	LAST 10	STRENGTH OF	OPP. STRENGTH	TEAM	ADJ.	CONF.	ADJ CONF.
Average RPI Loss:	165	RECORD	PCT. RANK	GAMES	SCHEDULE	OF SCHEDULE	RPI	RPI	RPI	RPI
DIV. I ONLY	2- 8	301	2-8	170	320	270	270	7	7	
DIV. I NON-CONF.	2- 8	300	2-8	173	318	272	272	7	7	
TOTALS	RPI 1-25	RPI 26-50	W-L RECORDS	RPI 51-100	RPI 101-150	RPI 150+				
2- 8	0- 0	0- 2	OVERALL	0- 1	0- 0	2- 5				
0- 2	0- 0	0- 0	HOME	0- 0	0- 0	0- 2				
2- 5	0- 0	0- 2	AWAY	0- 1	0- 0	2- 2				
0- 1	0- 0	0- 0	NEUTRAL	0- 0	0- 0	0- 1				
2- 8	0- 0	0- 2	NON-CONFERENCE	0- 1	0- 0	2- 5				
0- 2	0- 0	0- 0	HOME	0- 0	0- 0	0- 2				
2- 5	0- 0	0- 2	AWAY	0- 1	0- 0	2- 2				
0- 1	0- 0	0- 0	NEUTRAL	0- 0	0- 0	0- 1				
0- 0	0- 0	0- 0	CONFERENCE	0- 0	0- 0	0- 0				
0- 0	0- 0	0- 0	HOME	0- 0	0- 0	0- 0				
0- 0	0- 0	0- 0	AWAY	0- 0	0- 0	0- 0				
0- 0	0- 0	0- 0	NEUTRAL	0- 0	0- 0	0- 0				

RPI 1-25				RPI 26-50				RPI 51-100				RPI 101+				Team's RPI: 270	
RPI	S	Opponent	Score	RPI	S	Opponent	Score	RPI	S	Opponent	Score	RPI	S	Opponent	Score		
				32	A	Colorado	46 59	72	A	Pacific	66 83	182	A	Murray St.	62 70		
				43	A	Kansas	72 84					223	A	Western Ill.	72 83		
												228	H	Northern Ky.	68 70		
												234	N	CSUN	59 67		
												247	A	Eastern Ill.	59 57		
												307	H	Marshall	60 72		
												324	A	UIC	61 40		
LAST 10 Division I																	
				228	H	Northern Ky.	68 70	182	A	Murray St.	62 70						
				324	A	UIC	61 40	307	H	Marshall	60 72						
				223	A	Western Ill.	72 83	234	N	CSUN	59 67						
				247	A	Eastern Ill.	59 57	72	A	Pacific	66 83						
				43	A	Kansas	72 84	32	A	Colorado	46 59						

Non-Div I Games:

Indiana St.

Average RPI Win:	314	WON-LOST	WINNING	LAST 10	STRENGTH OF	OPP. STRENGTH	TEAM	ADJ.	CONF.	ADJ CONF.
Average RPI Loss:	113	RECORD	PCT. RANK	GAMES	SCHEDULE	OF SCHEDULE	RPI	RPI	RPI	RPI
DIV. I ONLY	1- 7	319	1-7	20	299	204	204	24	24	
DIV. I NON-CONF.	1- 7	319	1-7	20	298	203	203	23	23	
TOTALS	RPI 1-25	RPI 26-50	W-L RECORDS	RPI 51-100	RPI 101-150	RPI 150+				
1- 7	0- 0	0- 0	OVERALL	0- 4	0- 2	1- 1				
0- 2	0- 0	0- 0	HOME	0- 1	0- 1	0- 0				
1- 3	0- 0	0- 0	AWAY	0- 2	0- 1	1- 0				
0- 2	0- 0	0- 0	NEUTRAL	0- 1	0- 0	0- 1				
1- 7	0- 0	0- 0	NON-CONFERENCE	0- 4	0- 2	1- 1				
0- 2	0- 0	0- 0	HOME	0- 1	0- 1	0- 0				
1- 3	0- 0	0- 0	AWAY	0- 2	0- 1	1- 0				
0- 2	0- 0	0- 0	NEUTRAL	0- 1	0- 0	0- 1				
0- 0	0- 0	0- 0	CONFERENCE	0- 0	0- 0	0- 0				
0- 0	0- 0	0- 0	HOME	0- 0	0- 0	0- 0				
0- 0	0- 0	0- 0	AWAY	0- 0	0- 0	0- 0				
0- 0	0- 0	0- 0	NEUTRAL	0- 0	0- 0	0- 0				

RPI 1-25			RPI 26-50			RPI 51-100			RPI 101+			Team's RPI: 204
RPI	S	Opponent	Score	RPI	S	Opponent	Score	RPI	S	Opponent	Score	
						64 H Seton Hall	37 89	101 H Duquesne		74 76		
						69 A Central Mich.	50 70	120 A Stony Brook		40 59		
						81 A Penn	42 74	264 N Towson		58 75		
						90 N Washington	34 65	314 A Winthrop		68 61		
LAST 10 Division I												
						64 H Seton Hall	37 89	69 A Central Mich.		50 70		
						101 H Duquesne	74 76	264 N Towson		58 75		
						314 A Winthrop	68 61	90 N Washington		34 65		
								120 A Stony Brook		40 59		
								81 A Penn		42 74		

Non-Div I Games:

Iona

Average RPI Win:	178	WON-LOST	WINNING	LAST 10	STRENGTH OF	OPP. STRENGTH	TEAM	ADJ.	CONF.	ADJ CONF.
Average RPI Loss:	69	RECORD	PCT. RANK	GAMES	SCHEDULE	OF SCHEDULE	RPI	RPI	RPI	RPI
DIV. I ONLY	8- 2	46	8-2	22	236	19	19	2	2	
DIV. I NON-CONF.	8- 2	46	8-2	21	237	19	19	2	2	
TOTALS	RPI 1-25	RPI 26-50	W-L RECORDS	RPI 51-100	RPI 101-150	RPI 150+				
8- 2	1- 0	0- 1	OVERALL	0- 1	2- 0	5- 0				
5- 0	1- 0	0- 0	HOME	0- 0	0- 0	4- 0				
1- 1	0- 0	0- 1	AWAY	0- 0	1- 0	0- 0				
2- 1	0- 0	0- 0	NEUTRAL	0- 1	1- 0	1- 0				
8- 2	1- 0	0- 1	NON-CONFERENCE	0- 1	2- 0	5- 0				
5- 0	1- 0	0- 0	HOME	0- 0	0- 0	4- 0				
1- 1	0- 0	0- 1	AWAY	0- 0	1- 0	0- 0				
2- 1	0- 0	0- 0	NEUTRAL	0- 1	1- 0	1- 0				
0- 0	0- 0	0- 0	CONFERENCE	0- 0	0- 0	0- 0				
0- 0	0- 0	0- 0	HOME	0- 0	0- 0	0- 0				
0- 0	0- 0	0- 0	AWAY	0- 0	0- 0	0- 0				
0- 0	0- 0	0- 0	NEUTRAL	0- 0	0- 0	0- 0				

RPI 1-25				RPI 26-50				RPI 51-100				RPI 101+			
RPI	S	Opponent	Score	RPI	S	Opponent	Score	RPI	S	Opponent	Score	RPI	S	Opponent	Score
12	H	Princeton	77 75	47	A	UNI	66 88	90	N	Washington	63 70	116	A	Iowa St.	75 69
												125	N	Cincinnati	69 61
												170	H	Fla. Atlantic	85 53
												196	H	Clemson	74 60
												224	H	North Ala.	86 81
												264	N	Towson	100 72
												320	H	N.C. Central	102 50
LAST 10 Division I															
320	H	N.C. Central	102 50	90	N	Washington	63 70	264	N	Towson	100 72	125	N	Cincinnati	69 61
116	A	Iowa St.	75 69	224	H	North Ala.	86 81	12	H	Princeton	77 75	170	H	Fla. Atlantic	85 53
196	H	Clemson	74 60	47	A	UNI	66 88								

Non-Div I Games:

Iowa

Average RPI Win:	173	WON-LOST	WINNING	LAST 10	STRENGTH OF	OPP. STRENGTH	TEAM	ADJ.	CONF.	ADJ CONF.
Average RPI Loss:	24	RECORD	PCT. RANK	GAMES	SCHEDULE	OF SCHEDULE	RPI	RPI	RPI	RPI
DIV. I ONLY	7- 2	56	7-2	307	2	116	116	5	5	
DIV. I NON-CONF.	7- 2	55	7-2	307	2	116	116	5	5	
TOTALS	RPI 1-25	RPI 26-50	W-L RECORDS	RPI 51-100	RPI 101-150	RPI 150+				
7- 2	0- 1	1- 1	OVERALL	1- 0	2- 0	3- 0				
5- 1	0- 1	1- 0	HOME	0- 0	2- 0	2- 0				
2- 1	0- 0	0- 1	AWAY	1- 0	0- 0	1- 0				
0- 0	0- 0	0- 0	NEUTRAL	0- 0	0- 0	0- 0				
7- 2	0- 1	1- 1	NON-CONFERENCE	1- 0	2- 0	3- 0				
5- 1	0- 1	1- 0	HOME	0- 0	2- 0	2- 0				
2- 1	0- 0	0- 1	AWAY	1- 0	0- 0	1- 0				
0- 0	0- 0	0- 0	NEUTRAL	0- 0	0- 0	0- 0				
0- 0	0- 0	0- 0	CONFERENCE	0- 0	0- 0	0- 0				
0- 0	0- 0	0- 0	HOME	0- 0	0- 0	0- 0				
0- 0	0- 0	0- 0	AWAY	0- 0	0- 0	0- 0				
0- 0	0- 0	0- 0	NEUTRAL	0- 0	0- 0	0- 0				

RPI 1-25				RPI 26-50				RPI 51-100				RPI 101+ Team's RPI: 116			
RPI	S	Opponent	Score	RPI	S	Opponent	Score	RPI	S	Opponent	Score	RPI	S	Opponent	Score
19	H	Iowa	69 75	28	A	Drake	81 86	77	A	Alabama	75 66	146	H	Wright St.	79 71
				46	H	Texas Southern	79 59					147	H	New Orleans	71 53
												222	H	Southern U.	69 36
												286	A	North Dakota St.	86 58
												290	H	Ark.-Pine Bluff	90 40
LAST 10 Division I															
146	H	Wright St.	79 71	147	H	New Orleans	71 53	290	H	Ark.-Pine Bluff	90 40				
19	H	Iowa	69 75	286	A	North Dakota St.	86 58	46	H	Texas Southern	79 59				
77	A	Alabama	75 66	28	A	Drake	81 86								
222	H	Southern U.	69 36												

Non-Div I Games:

Iowa St.

Average RPI Win:	344	WON-LOST	WINNING	LAST 10	STRENGTH OF	OPP. STRENGTH	TEAM	ADJ.	CONF.	ADJ CONF.
Average RPI Loss:	121	RECORD	PCT. RANK	GAMES	SCHEDULE	OF SCHEDULE	RPI	RPI	RPI	RPI
DIV. I ONLY	1- 8	323	1-8	139	122	259	259	27	27	
DIV. I NON-CONF.	1- 8	322	1-8	140	123	260	260	27	27	
TOTALS	RPI 1-25	RPI 26-50	W-L RECORDS	RPI 51-100	RPI 101-150	RPI 150+				
1- 8	0- 2	0- 2	OVERALL	0- 1	0- 0	1- 3				
0- 1	0- 1	0- 0	HOME	0- 0	0- 0	0- 0				
1- 7	0- 1	0- 2	AWAY	0- 1	0- 0	1- 3				
0- 0	0- 0	0- 0	NEUTRAL	0- 0	0- 0	0- 0				
1- 8	0- 2	0- 2	NON-CONFERENCE	0- 1	0- 0	1- 3				
0- 1	0- 1	0- 0	HOME	0- 0	0- 0	0- 0				
1- 7	0- 1	0- 2	AWAY	0- 1	0- 0	1- 3				
0- 0	0- 0	0- 0	NEUTRAL	0- 0	0- 0	0- 0				
0- 0	0- 0	0- 0	CONFERENCE	0- 0	0- 0	0- 0				
0- 0	0- 0	0- 0	HOME	0- 0	0- 0	0- 0				
0- 0	0- 0	0- 0	AWAY	0- 0	0- 0	0- 0				
0- 0	0- 0	0- 0	NEUTRAL	0- 0	0- 0	0- 0				

RPI 1-25				RPI 26-50				RPI 51-100				RPI 101+ Team's RPI: 259			
RPI	S	Opponent	Score	RPI	S	Opponent	Score	RPI	S	Opponent	Score	RPI	S	Opponent	Score
10	A	Indiana	51 91	36	A	Miami (FL)	68 83	99	A	Bradley	69 78	188	A	Tulane	46 82
13	H	Mississippi St.	53 92	38	A	Illinois St.	55 77					293	A	Southeastern La.	59 63
												294	A	Central Ark.	54 57
												344	A	Northwestern St.	66 49
LAST 10 Division I															
38	A	Illinois St.	55 77	13	H	Mississippi St.	53 92								
99	A	Bradley	69 78	10	A	Indiana	51 91								
293	A	Southeastern La.	59 63	344	A	Northwestern St.	66 49								
294	A	Central Ark.	54 57	36	A	Miami (FL)	68 83								
				188	A	Tulane	46 82								

Non-Div I Games:

Jackson St.

Jacksonville

Through Games Of Dec. 20, 2019

Average RPI Win:	319	WON-LOST	WINNING	LAST 10	STRENGTH OF	OPP. STRENGTH	TEAM	ADJ.	CONF.	ADJ CONF.
Average RPI Loss:	103	RECORD	PCT. RANK	GAMES	SCHEDULE	OF SCHEDULE	RPI	RPI	RPI	RPI
DIV. I ONLY	5- 5	162	5-5	204	306	199	199	15	15	
DIV. I NON-CONF.	5- 5	160	5-5	206	304	197	197	15	15	
TOTALS	RPI 1-25	RPI 26-50	W-L RECORDS	RPI 51-100	RPI 101-150	RPI 150+				
5- 5	0- 1	0- 1	OVERALL	0- 0	0- 2	5- 1				
3- 2	0- 0	0- 0	HOME	0- 0	0- 1	3- 1				
2- 3	0- 1	0- 1	AWAY	0- 0	0- 1	2- 0				
0- 0	0- 0	0- 0	NEUTRAL	0- 0	0- 0	0- 0				
5- 5	0- 1	0- 1	NON-CONFERENCE	0- 0	0- 2	5- 1				
3- 2	0- 0	0- 0	HOME	0- 0	0- 1	3- 1				
2- 3	0- 1	0- 1	AWAY	0- 0	0- 1	2- 0				
0- 0	0- 0	0- 0	NEUTRAL	0- 0	0- 0	0- 0				
0- 0	0- 0	0- 0	CONFERENCE	0- 0	0- 0	0- 0				
0- 0	0- 0	0- 0	HOME	0- 0	0- 0	0- 0				
0- 0	0- 0	0- 0	AWAY	0- 0	0- 0	0- 0				
0- 0	0- 0	0- 0	NEUTRAL	0- 0	0- 0	0- 0				

RPI 1-25				RPI 26-50				RPI 51-100				RPI 101+ Team's RPI: 199			
RPI	S	Opponent	Score	RPI	S	Opponent	Score	RPI	S	Opponent	Score	RPI	S	Opponent	Score
15	A	Florida St.	41 75	32	A	Colorado	44 66					123	A	South Fla.	39 70
												140	H	Bethune-Cookman	52 53
												205	H	Norfolk St.	64 71
												285	H	Nicholls St.	72 55
												304	H	USC Upstate	87 43
												316	H	FIU	77 52
												341	A	Jacksonville St.	55 40
												348	A	Florida A&M	88 54
LAST 10 Division I															
341	A	Jacksonville St.	55 40	285	H	Nicholls St.	72 55								
348	A	Florida A&M	88 54	32	A	Colorado	44 66								
316	H	FIU	77 52	304	H	USC Upstate	87 43								
140	H	Bethune-Cookman	52 53	15	A	Florida St.	41 75								
205	H	Norfolk St.	64 71	123	A	South Fla.	39 70								

Non-Div I Games: Thomas (GA) 94 36 Johnson (FL) 114 35

Jacksonville

Loss, Non-Conf, S Site, H Home A Away N Neutral

Average RPI Win:	331	WON-LOST	WINNING	LAST 10	STRENGTH OF	OPP. STRENGTH	TEAM	ADJ.	CONF.	ADJ CONF.
Average RPI Loss:	187	RECORD	PCT. RANK	GAMES	SCHEDULE	OF SCHEDULE	RPI	RPI	RPI	RPI
DIV. I ONLY	2- 6	274	2-6	327	279	341	341	20	20	
DIV. I NON-CONF.	2- 6	274	2-6	328	280	341	341	20	20	
TOTALS	RPI 1-25	RPI 26-50	W-L RECORDS	RPI 51-100	RPI 101-150	RPI 150+				
2- 6	0- 0	0- 1	OVERALL	0- 1	0- 0	2- 4				
2- 1	0- 0	0- 0	HOME	0- 0	0- 0	2- 1				
0- 3	0- 0	0- 1	AWAY	0- 1	0- 0	0- 1				
0- 2	0- 0	0- 0	NEUTRAL	0- 0	0- 0	0- 2				
2- 6	0- 0	0- 1	NON-CONFERENCE	0- 1	0- 0	2- 4				
2- 1	0- 0	0- 0	HOME	0- 0	0- 0	2- 1				
0- 3	0- 0	0- 1	AWAY	0- 1	0- 0	0- 1				
0- 2	0- 0	0- 0	NEUTRAL	0- 0	0- 0	0- 2				
0- 0	0- 0	0- 0	CONFERENCE	0- 0	0- 0	0- 0				
0- 0	0- 0	0- 0	HOME	0- 0	0- 0	0- 0				
0- 0	0- 0	0- 0	AWAY	0- 0	0- 0	0- 0				
0- 0	0- 0	0- 0	NEUTRAL	0- 0	0- 0	0- 0				

RPI 1-25			RPI 26-50			RPI 51-100			RPI 101+			Team's RPI: 341
RPI	S	Opponent	Score	RPI	S	Opponent	Score	RPI	S	Opponent	Score	
				50	A	Troy	64 94	93	A	Vanderbilt	66 88	199 H Jacksonville
												40 55
												228 N Northern Ky.
												63 66
												268 N Oakland
												55 61
												284 A Alabama St.
												63 68
												313 H Lipscomb
												65 63
												348 H Florida A&M
												72 67
LAST 10 Division I												
				199 H Jacksonville			40 55	313 H Lipscomb				65 63
				268 N Oakland			55 61	348 H Florida A&M				72 67
				228 N Northern Ky.			63 66	93 A Vanderbilt				66 88
				284 A Alabama St.			63 68					
				50 A Troy			64 94					

Non-Div I Games: Clark Atlanta 75 46 Fort Valley St. 87 65

Jacksonville St.

Average RPI Win:	158	WON-LOST	WINNING	LAST 10	STRENGTH OF	OPP. STRENGTH	TEAM	ADJ.	CONF.	ADJ CONF.
Average RPI Loss:	35	RECORD	PCT. RANK	GAMES	SCHEDULE	OF SCHEDULE	RPI	RPI	RPI	RPI
DIV. I ONLY	8- 2	46	8-2	142	28	42	42	18	18	
DIV. I NON-CONF.	8- 2	46	8-2	143	28	43	43	18	18	
TOTALS	RPI 1-25	RPI 26-50	W-L RECORDS	RPI 51-100	RPI 101-150	RPI 150+				
8- 2	0- 1	0- 1	OVERALL	2- 0	3- 0	3- 0				
4- 1	0- 0	0- 1	HOME	1- 0	1- 0	2- 0				
3- 1	0- 1	0- 0	AWAY	0- 0	2- 0	1- 0				
1- 0	0- 0	0- 0	NEUTRAL	1- 0	0- 0	0- 0				
8- 2	0- 1	0- 1	NON-CONFERENCE	2- 0	3- 0	3- 0				
4- 1	0- 0	0- 1	HOME	1- 0	1- 0	2- 0				
3- 1	0- 1	0- 0	AWAY	0- 0	2- 0	1- 0				
1- 0	0- 0	0- 0	NEUTRAL	1- 0	0- 0	0- 0				
0- 0	0- 0	0- 0	CONFERENCE	0- 0	0- 0	0- 0				
0- 0	0- 0	0- 0	HOME	0- 0	0- 0	0- 0				
0- 0	0- 0	0- 0	AWAY	0- 0	0- 0	0- 0				
0- 0	0- 0	0- 0	NEUTRAL	0- 0	0- 0	0- 0				

RPI 1-25				RPI 26-50				Team's RPI: 42				RPI 51-100				RPI 101+			
RPI	S	Opponent	Score	RPI	S	Opponent	Score	RPI	S	Opponent	Score	RPI	S	Opponent	Score	RPI	S	Opponent	Score
22	A	Virginia	49 55	48	H	Maryland	68 70	55	H	St. John's (NY)	76 73	106	A	George Washington	69 50				
								100	N	UCF	46 43	129	H	Liberty	76 53				
												138	A	Villanova	56 52				
												226	H	Delaware St.	83 64				
												230	A	Georgetown	66 59				
												280	H	Longwood	93 53				
LAST 10 Division I																			
100	N	UCF	46 43	106	A	George Washington	69 50												
22	A	Virginia	49 55	226	H	Delaware St.	83 64												
129	H	Liberty	76 53	48	H	Maryland	68 70												
230	A	Georgetown	66 59	138	A	Villanova	56 52												
55	H	St. John's (NY)	76 73	280	H	Longwood	93 53												

Non-Div I Games:

James Madison

■ Loss,
■ Non-Conf, S Site,
■ Home
■ Away
N Neutral

Average RPI Win: 216		WON-LOST	WINNING	LAST 10	STRENGTH OF	OPP. STRENGTH	TEAM	ADJ.	CONF.	ADJ CONF.
Average RPI Loss: 0		RECORD	PCT. RANK	GAMES	SCHEDULE	OF SCHEDULE	RPI	RPI	RPI	RPI
DIV. I ONLY		9- 0	1	9-0	254	199	43	43	5	5
DIV. I NON-CONF.		9- 0	1	9-0	256	202	44	44	5	5
TOTALS	RPI 1-25	RPI 26-50		W-L RECORDS	RPI 51-100		RPI 101-150		RPI 150+	
9- 0	0- 0	0- 0		OVERALL	0- 0		1- 0		8- 0	
7- 0	0- 0	0- 0		HOME	0- 0		0- 0		7- 0	
1- 0	0- 0	0- 0		AWAY	0- 0		0- 0		1- 0	
1- 0	0- 0	0- 0		NEUTRAL	0- 0		1- 0		0- 0	
9- 0	0- 0	0- 0		NON-CONFERENCE	0- 0		1- 0		8- 0	
7- 0	0- 0	0- 0		HOME	0- 0		0- 0		7- 0	
1- 0	0- 0	0- 0		AWAY	0- 0		0- 0		1- 0	
1- 0	0- 0	0- 0		NEUTRAL	0- 0		1- 0		0- 0	
0- 0	0- 0	0- 0		CONFERENCE	0- 0		0- 0		0- 0	
0- 0	0- 0	0- 0		HOME	0- 0		0- 0		0- 0	
0- 0	0- 0	0- 0		AWAY	0- 0		0- 0		0- 0	
0- 0	0- 0	0- 0		NEUTRAL	0- 0		0- 0		0- 0	

RPI 1-25				Team's RPI: 43		RPI 51-100				RPI 101+					
RPI	S	Opponent	Score	RPI	S	Opponent	Score	RPI	S	Opponent	Score	RPI	S	Opponent	Score
												146	N	Wright St.	74 63
												170	A	Fla. Atlantic	90 60
												177	H	Florida	76 66
												179	H	Saint Mary's (CA)	86 81
												180	H	Texas St.	68 48
												240	H	UMass Lowell	79 44
												260	H	Omaha	63 48
												270	H	Indiana St.	84 72
												324	H	UIC	91 50
LAST 10 Division I															
				170	A	Fla. Atlantic	90 60					179	H	Saint Mary's (CA)	86 81
				146	N	Wright St.	74 63					177	H	Florida	76 66
				180	H	Texas St.	68 48					324	H	UIC	91 50
				240	H	UMass Lowell	79 44					270	H	Indiana St.	84 72
				260	H	Omaha	63 48								

Non-Div I Games:

Kansas

■ Loss, ■ Non-Conf, S Site, H Home A Away N Neutral

Average RPI Win:	268	WON-LOST	WINNING	LAST 10	STRENGTH OF	OPP. STRENGTH	TEAM	ADJ.	CONF.	ADJ CONF.
Average RPI Loss:	101	RECORD	PCT. RANK	GAMES	SCHEDULE	OF SCHEDULE	RPI	RPI	RPI	RPI
DIV. I ONLY	5- 4	143	5-4	278	211	231	231	5	5	
DIV. I NON-CONF.	5- 4	141	5-4	280	214	230	230	5	5	
TOTALS	RPI 1-25	RPI 26-50	W-L RECORDS	RPI 51-100	RPI 101-150	RPI 150+				
5- 4	0- 0	0- 1	OVERALL	0- 1	0- 2	5- 0				
4- 1	0- 0	0- 0	HOME	0- 1	0- 0	4- 0				
1- 1	0- 0	0- 1	AWAY	0- 0	0- 0	1- 0				
0- 2	0- 0	0- 0	NEUTRAL	0- 0	0- 2	0- 0				
5- 4	0- 0	0- 1	NON-CONFERENCE	0- 1	0- 2	5- 0				
4- 1	0- 0	0- 0	HOME	0- 1	0- 0	4- 0				
1- 1	0- 0	0- 1	AWAY	0- 0	0- 0	1- 0				
0- 2	0- 0	0- 0	NEUTRAL	0- 0	0- 2	0- 0				
0- 0	0- 0	0- 0	CONFERENCE	0- 0	0- 0	0- 0				
0- 0	0- 0	0- 0	HOME	0- 0	0- 0	0- 0				
0- 0	0- 0	0- 0	AWAY	0- 0	0- 0	0- 0				
0- 0	0- 0	0- 0	NEUTRAL	0- 0	0- 0	0- 0				

RPI	S	Opponent	Score	RPI	S	Opponent	Score	RPI	S	Opponent	Score	RPI	S	Opponent	Score	Team's RPI: 231
34	A	Arkansas	72 81	94	H	UT Arlington	53 57	127	N	Michigan St.	60 65	148	N	Memphis	68 72	
								192	A	UMKC	74 67	215	H	Oral Roberts	109 69	
								260	H	Omaha	73 48	324	H	UIC	84 40	
								351	H	Incarnate Word	85 41					
LAST 10 Division I																
127	N	Michigan St.	60 65	192	A	UMKC	74 67									
148	N	Memphis	68 72	34	A	Arkansas	72 81									
94	H	UT Arlington	53 57	351	H	Incarnate Word	85 41									
215	H	Oral Roberts	109 69	260	H	Omaha	73 48									
324	H	UIC	84 40													

Non-Div I Games:

Kansas St.

Average RPI Win:	272	WON-LOST	WINNING	LAST 10	STRENGTH OF	OPP. STRENGTH	TEAM	ADJ.	CONF.	ADJ CONF.
Average RPI Loss:	122	RECORD	PCT. RANK	GAMES	SCHEDULE	OF SCHEDULE	RPI	RPI	RPI	RPI
DIV. I ONLY	5- 5	162	5-5	276	188	197	197	15	15	
DIV. I NON-CONF.	5- 5	160	5-5	277	189	195	195	15	15	
TOTALS	RPI 1-25	RPI 26-50	W-L RECORDS	RPI 51-100	RPI 101-150	RPI 150+				
5- 5	0- 0	0- 1	OVERALL	0- 1	0- 1	5- 2				
2- 1	0- 0	0- 1	HOME	0- 0	0- 0	2- 0				
2- 4	0- 0	0- 0	AWAY	0- 1	0- 1	2- 2				
1- 0	0- 0	0- 0	NEUTRAL	0- 0	0- 0	1- 0				
5- 5	0- 0	0- 1	NON-CONFERENCE	0- 1	0- 1	5- 2				
2- 1	0- 0	0- 1	HOME	0- 0	0- 0	2- 0				
2- 4	0- 0	0- 0	AWAY	0- 1	0- 1	2- 2				
1- 0	0- 0	0- 0	NEUTRAL	0- 0	0- 0	1- 0				
0- 0	0- 0	0- 0	CONFERENCE	0- 0	0- 0	0- 0				
0- 0	0- 0	0- 0	HOME	0- 0	0- 0	0- 0				
0- 0	0- 0	0- 0	AWAY	0- 0	0- 0	0- 0				
0- 0	0- 0	0- 0	NEUTRAL	0- 0	0- 0	0- 0				

RPI S	Opponent	Score	RPI S	Opponent	Score	RPI S	Opponent	Score	RPI S	Opponent	Score
			31 H Georgia Tech	47 63		52 A Georgia	65 80		101 A Duquesne	72 75	
									158 H Samford	60 55	
									184 A Campbell	51 63	
									243 A Navy	62 82	
									277 A Ga. Southern	95 69	
									292 A UNCW	58 56	
									306 H Mercer	92 64	
									327 N UMBC	59 44	
LAST 10 Division I											
184 A Campbell	51 63	101 A Duquesne	72 75	31 H Georgia Tech	47 63	327 N UMBC	59 44	243 A Navy	62 82	52 A Georgia	65 80
292 A UNCW	58 56										
277 A Ga. Southern	95 69										
306 H Mercer	92 64										
158 H Samford	60 55										

Non-Div I Games:

Kennesaw St.

Average RPI Win:	212	WON-LOST	WINNING	LAST 10	STRENGTH OF	OPP. STRENGTH	TEAM	ADJ.	CONF.	ADJ CONF.
Average RPI Loss:	31	RECORD	PCT. RANK	GAMES	SCHEDULE	OF SCHEDULE	RPI	RPI	RPI	RPI
DIV. I ONLY	6- 4	123	6-4	57	134	70	70	10	10	
DIV. I NON-CONF.	6- 4	123	6-4	58	134	70	70	10	10	
TOTALS	RPI 1-25	RPI 26-50	W-L RECORDS	RPI 51-100	RPI 101-150	RPI 150+				
6- 4	0- 2	0- 2	OVERALL	0- 0	1- 0	5- 0				
2- 1	0- 1	0- 0	HOME	0- 0	0- 0	2- 0				
2- 1	0- 1	0- 0	AWAY	0- 0	1- 0	1- 0				
2- 2	0- 0	0- 2	NEUTRAL	0- 0	0- 0	2- 0				
6- 4	0- 2	0- 2	NON-CONFERENCE	0- 0	1- 0	5- 0				
2- 1	0- 1	0- 0	HOME	0- 0	0- 0	2- 0				
2- 1	0- 1	0- 0	AWAY	0- 0	1- 0	1- 0				
2- 2	0- 0	0- 2	NEUTRAL	0- 0	0- 0	2- 0				
0- 0	0- 0	0- 0	CONFERENCE	0- 0	0- 0	0- 0				
0- 0	0- 0	0- 0	HOME	0- 0	0- 0	0- 0				
0- 0	0- 0	0- 0	AWAY	0- 0	0- 0	0- 0				
0- 0	0- 0	0- 0	NEUTRAL	0- 0	0- 0	0- 0				

RPI 1-25				RPI 26-50				RPI 51-100				RPI 101+			
RPI	S	Opponent	Score	RPI	S	Opponent	Score	RPI	S	Opponent	Score	RPI	S	Opponent	Score
18	A	Purdue	64 77	37	N	Michigan	53 88					101	A	Duquesne	77 75
20	H	Ohio St.	65 75	50	N	Troy	64 71					154	A	Youngstown St.	82 73
												155	H	Robert Morris	82 81
												257	H	St. Bonaventure	81 58
												277	N	Ga. Southern	62 48
												325	N	Purdue Fort Wayne	75 67
LAST 10 Division I															
155	H	Robert Morris	82 81	50	N	Troy	64 71								
20	H	Ohio St.	65 75	277	N	Ga. Southern	62 48								
325	N	Purdue Fort Wayne	75 67	18	A	Purdue	64 77								
37	N	Michigan	53 88	257	H	St. Bonaventure	81 58								
154	A	Youngstown St.	82 73	101	A	Duquesne	77 75								

Non-Div I Games:

Kent St.

■ Loss,
■ Non-Conf, S Site,
■ Home
■ Away
N Neutral

Kentucky

Through Games Of Dec. 20, 2019

Average RPI Win:	177	WON-LOST	WINNING	LAST 10	STRENGTH OF	OPP. STRENGTH	TEAM	ADJ.	CONF.	ADJ CONF.
Average RPI Loss:	4	RECORD	PCT. RANK	GAMES	SCHEDULE	OF SCHEDULE	RPI	RPI	RPI	RPI
DIV. I ONLY	10- 1	15	9-1	172	41	40	40	4	4	
DIV. I NON-CONF.	10- 1	15	9-1	175	41	41	41	4	4	
TOTALS	RPI 1-25	RPI 26-50	W-L RECORDS	RPI 51-100	RPI 101-150	RPI 150+				
10- 1	1- 1	1- 0	OVERALL	2- 0	0- 0	6- 0				
8- 1	0- 1	1- 0	HOME	1- 0	0- 0	6- 0				
2- 0	1- 0	0- 0	AWAY	1- 0	0- 0	0- 0				
0- 0	0- 0	0- 0	NEUTRAL	0- 0	0- 0	0- 0				
10- 1	1- 1	1- 0	NON-CONFERENCE	2- 0	0- 0	6- 0				
8- 1	0- 1	1- 0	HOME	1- 0	0- 0	6- 0				
2- 0	1- 0	0- 0	AWAY	1- 0	0- 0	0- 0				
0- 0	0- 0	0- 0	NEUTRAL	0- 0	0- 0	0- 0				
0- 0	0- 0	0- 0	CONFERENCE	0- 0	0- 0	0- 0				
0- 0	0- 0	0- 0	HOME	0- 0	0- 0	0- 0				
0- 0	0- 0	0- 0	AWAY	0- 0	0- 0	0- 0				
0- 0	0- 0	0- 0	NEUTRAL	0- 0	0- 0	0- 0				

RPI 1-25				RPI 26-50				Team's RPI: 40				RPI 51-100				RPI 101+			
RPI	S	Opponent	Score	RPI	S	Opponent	Score	RPI	S	Opponent	Score	RPI	S	Opponent	Score	RPI	S	Opponent	Score
4	H	Louisville	66 67	39	H	Charlotte	86 39	75	H	Austin Peay	81 52	158	H	Samford	79 49				
22	A	Virginia	50 47					80	A	Middle Tenn.	67 52	233	H	Stetson	67 48				
												246	H	Mt. St. Mary's	67 44				
												298	H	Grambling	81 35				
												302	H	Morehead St.	79 54				
												314	H	Winthrop	91 36				
LAST 10 Division I																			
75	H	Austin Peay	81 52	4	H	Louisville	66 67	314	H	Winthrop	91 36								
298	H	Grambling	81 35					158	H	Samford	79 49								
302	H	Morehead St.	79 54	39	H	Charlotte	86 39	80	A	Middle Tenn.	67 52								
22	A	Virginia	50 47																
233	H	Stetson	67 48																

Non-Div I Games:

Kentucky

■ Loss,
 ■ Non-Conf, S Site,
 ■ Home
 ■ Away
 N Neutral

LIU Brooklyn

Through Games Of Dec. 20, 2019

Average RPI Win:	331	WON-LOST	WINNING	LAST 10	STRENGTH OF	OPP. STRENGTH	TEAM	ADJ.	CONF.	ADJ CONF.
Average RPI Loss:	205	RECORD	PCT. RANK	GAMES	SCHEDULE	OF SCHEDULE	RPI	RPI	RPI	RPI
DIV. I ONLY	1- 8	323	1-8	235	348	337	337	30	30	
DIV. I NON-CONF.	1- 8	322	1-8	237	348	337	337	30	30	
TOTALS	RPI 1-25	RPI 26-50	W-L RECORDS	RPI 51-100	RPI 101-150	RPI 150+				
1- 8	0- 0	0- 0	OVERALL	0- 0	0- 3	1- 5				
1- 4	0- 0	0- 0	HOME	0- 0	0- 2	1- 2				
0- 4	0- 0	0- 0	AWAY	0- 0	0- 1	0- 3				
0- 0	0- 0	0- 0	NEUTRAL	0- 0	0- 0	0- 0				
1- 8	0- 0	0- 0	NON-CONFERENCE	0- 0	0- 3	1- 5				
1- 4	0- 0	0- 0	HOME	0- 0	0- 2	1- 2				
0- 4	0- 0	0- 0	AWAY	0- 0	0- 1	0- 3				
0- 0	0- 0	0- 0	NEUTRAL	0- 0	0- 0	0- 0				
0- 0	0- 0	0- 0	CONFERENCE	0- 0	0- 0	0- 0				
0- 0	0- 0	0- 0	HOME	0- 0	0- 0	0- 0				
0- 0	0- 0	0- 0	AWAY	0- 0	0- 0	0- 0				
0- 0	0- 0	0- 0	NEUTRAL	0- 0	0- 0	0- 0				

RPI 1-25				RPI 26-50				RPI 51-100				RPI 101+				Team's RPI: 337	
RPI	S	Opponent	Score	RPI	S	Opponent	Score	RPI	S	Opponent	Score	RPI	S	Opponent	Score		
												120	H	Stony Brook	49	80	
												124	A	Rhode Island	56	79	
												133	H	Cleveland St.	49	79	
												217	H	Fairfield	51	53	
												229	A	Lafayette	60	65	
												240	A	UMass Lowell	56	65	
												263	A	Army West Point	60	67	
												317	H	Saint Peter's	74	89	
												331	H	Hofstra	85	46	
LAST 10 Division I																	
				229	A	Lafayette	60	65				240	A	UMass Lowell	56	65	
				133	H	Cleveland St.	49	79				263	A	Army West Point	60	67	
				217	H	Fairfield	51	53				331	H	Hofstra	85	46	
				124	A	Rhode Island	56	79				120	H	Stony Brook	49	80	
				317	H	Saint Peter's	74	89									

Non-Div I Games:

LIU Brooklyn

Loss, Non-Conf, S Site, H Home A Away N Neutral

Average RPI Win:	181	WON-LOST	WINNING	LAST 10	STRENGTH OF	OPP. STRENGTH	TEAM	ADJ.	CONF.	ADJ CONF.
Average RPI Loss:	149	RECORD	PCT. RANK	GAMES	SCHEDULE	OF SCHEDULE	RPI	RPI	RPI	RPI
DIV. I ONLY	3- 9	274	2-8	205	116	269	269	12	12	
DIV. I NON-CONF.	3- 9	274	2-8	207	116	271	271	12	12	
TOTALS	RPI 1-25	RPI 26-50	W-L RECORDS	RPI 51-100	RPI 101-150	RPI 150+				
3- 9	0- 1	0- 0	OVERALL	0- 3	1- 0	2- 5				
1- 4	0- 0	0- 0	HOME	0- 1	1- 0	0- 3				
2- 3	0- 1	0- 0	AWAY	0- 0	0- 0	2- 2				
0- 2	0- 0	0- 0	NEUTRAL	0- 2	0- 0	0- 0				
3- 9	0- 1	0- 0	NON-CONFERENCE	0- 3	1- 0	2- 5				
1- 4	0- 0	0- 0	HOME	0- 1	1- 0	0- 3				
2- 3	0- 1	0- 0	AWAY	0- 0	0- 0	2- 2				
0- 2	0- 0	0- 0	NEUTRAL	0- 2	0- 0	0- 0				
0- 0	0- 0	0- 0	CONFERENCE	0- 0	0- 0	0- 0				
0- 0	0- 0	0- 0	HOME	0- 0	0- 0	0- 0				
0- 0	0- 0	0- 0	AWAY	0- 0	0- 0	0- 0				
0- 0	0- 0	0- 0	NEUTRAL	0- 0	0- 0	0- 0				

RPI	S	Opponent	Score	RPI	S	Opponent	Score	RPI	S	Opponent	Score	RPI	S	Opponent	Score	Team's RPI: 269
16	A	UCLA	52 74					58	N	Providence	45 48	134	H	Hawaii	65 51	
								65	H	Yale	65 81	164	A	New Mexico	73 72	
								68	N	Ball St.	72 77	194	A	UC Irvine	65 80	
												206	H	Cal St. Fullerton	74 79	
												230	H	Georgetown	53 64	
												234	H	CSUN	54 56	
												244	A	Long Beach St.	70 57	
												272	A	Tulsa	56 75	
LAST 10 Division I																
230	H	Georgetown	53 64	58	N	Providence	45 48									
272	A	Tulsa	56 75	164	A	New Mexico	73 72									
244	A	Long Beach St.	70 57	68	N	Ball St.	72 77									
194	A	UC Irvine	65 80	234	H	CSUN	54 56									
206	H	Cal St. Fullerton	74 79	65	H	Yale	65 81									

Non-Div I Games: Cal St. San B'dino 94 46

LMU (CA)

■ Loss,
 ■ Non-Conf, S Site,
 ■ Home
 ■ Away
 N Neutral

Average RPI Win:	169	WON-LOST	WINNING	LAST 10	STRENGTH OF	OPP. STRENGTH	TEAM	ADJ.	CONF.	ADJ CONF.
Average RPI Loss:	25	RECORD	PCT. RANK	GAMES	SCHEDULE	OF SCHEDULE	RPI	RPI	RPI	RPI
DIV. I ONLY	9- 2	40	8-2	69	63	26	26	4	4	
DIV. I NON-CONF.	9- 2	40	8-2	69	63	26	26	4	4	
TOTALS	RPI 1-25	RPI 26-50	W-L RECORDS	RPI 51-100	RPI 101-150	RPI 150+				
9- 2	0- 1	2- 1	OVERALL	0- 0	3- 0	4- 0				
4- 1	0- 1	1- 0	HOME	0- 0	1- 0	2- 0				
3- 1	0- 0	1- 1	AWAY	0- 0	0- 0	2- 0				
2- 0	0- 0	0- 0	NEUTRAL	0- 0	2- 0	0- 0				
9- 2	0- 1	2- 1	NON-CONFERENCE	0- 0	3- 0	4- 0				
4- 1	0- 1	1- 0	HOME	0- 0	1- 0	2- 0				
3- 1	0- 0	1- 1	AWAY	0- 0	0- 0	2- 0				
2- 0	0- 0	0- 0	NEUTRAL	0- 0	2- 0	0- 0				
0- 0	0- 0	0- 0	CONFERENCE	0- 0	0- 0	0- 0				
0- 0	0- 0	0- 0	HOME	0- 0	0- 0	0- 0				
0- 0	0- 0	0- 0	AWAY	0- 0	0- 0	0- 0				
0- 0	0- 0	0- 0	NEUTRAL	0- 0	0- 0	0- 0				

RPI 1-25				RPI 26-50				Team's RPI: 26				RPI 51-100				RPI 101+			
RPI	S	Opponent	Score	RPI	S	Opponent	Score	RPI	S	Opponent	Score	RPI	S	Opponent	Score	RPI	S	Opponent	Score
15	H	Florida St.	62 70	35	A	Oklahoma	68 90					127	N	Michigan St.	58 56				
				41	H	Rutgers	64 58					147	H	New Orleans	83 49				
				44	A	FGCU	74 63					148	N	Memphis	89 58				
												188	A	Tulane	59 54				
												245	A	Little Rock	65 50				
												285	H	Nicholls St.	63 32				
												293	H	Southeastern La.	62 52				
LAST 10 Division I																			
				41	H	Rutgers	64 58					44	A	FGCU	74 63				
				293	H	Southeastern La.	62 52					35	A	Oklahoma	68 90				
				188	A	Tulane	59 54					285	H	Nicholls St.	63 32				
				245	A	Little Rock	65 50					148	N	Memphis	89 58				
				15	H	Florida St.	62 70					127	N	Michigan St.	58 56				

Non-Div I Games:

LSU

Average RPI Win:	240	WON-LOST	WINNING	LAST 10	STRENGTH OF	OPP. STRENGTH	TEAM	ADJ.	CONF.	ADJ CONF.
Average RPI Loss:	130	RECORD	PCT. RANK	GAMES	SCHEDULE	OF SCHEDULE	RPI	RPI	RPI	RPI
DIV. I ONLY	6- 5	154	5-5	167	282	150	150	11	11	
DIV. I NON-CONF.	6- 5	153	5-5	170	283	149	149	11	11	
TOTALS	RPI 1-25	RPI 26-50	W-L RECORDS	RPI 51-100	RPI 101-150	RPI 150+				
6- 5	0- 0	0- 0	OVERALL	0- 2	0- 1	6- 2				
2- 2	0- 0	0- 0	HOME	0- 1	0- 0	2- 1				
3- 3	0- 0	0- 0	AWAY	0- 1	0- 1	3- 1				
1- 0	0- 0	0- 0	NEUTRAL	0- 0	0- 0	1- 0				
6- 5	0- 0	0- 0	NON-CONFERENCE	0- 2	0- 1	6- 2				
2- 2	0- 0	0- 0	HOME	0- 1	0- 0	2- 1				
3- 3	0- 0	0- 0	AWAY	0- 1	0- 1	3- 1				
1- 0	0- 0	0- 0	NEUTRAL	0- 0	0- 0	1- 0				
0- 0	0- 0	0- 0	CONFERENCE	0- 0	0- 0	0- 0				
0- 0	0- 0	0- 0	HOME	0- 0	0- 0	0- 0				
0- 0	0- 0	0- 0	AWAY	0- 0	0- 0	0- 0				
0- 0	0- 0	0- 0	NEUTRAL	0- 0	0- 0	0- 0				

RPI 1-25				RPI 26-50				RPI 51-100				RPI 101+				Team's RPI: 150	
RPI	S	Opponent	Score	RPI	S	Opponent	Score	RPI	S	Opponent	Score	RPI	S	Opponent	Score		
								63	A	Drexel	31	69	110	A	Rider	43	70
								81	H	Penn	49	65	155	H	Robert Morris	68	71
													161	H	Harvard	75	69
													198	A	Howard	78	62
													205	A	Norfolk St.	55	52
													219	A	Penn St.	69	67
													243	A	Navy	46	61
													327	N	UMBC	74	58
													330	H	Coppin St.	79	46
LAST 10 Division I																	
330	H	Coppin St.	79	46	63	A	Drexel	31	69	110	A	Rider	43	70			
205	A	Norfolk St.	55	52	81	H	Penn	49	65	155	H	Robert Morris	68	71			
219	A	Penn St.	69	67	161	H	Harvard	75	69	198	A	Howard	78	62			
161	H	Harvard	75	69	205	A	Norfolk St.	55	52	219	A	Penn St.	69	67			
155	H	Robert Morris	68	71	243	A	Navy	46	61	243	A	Navy	46	61			
					327	N	UMBC	74	58								

Non-Div I Games:

La Salle

■ Loss,
 ■ Non-Conf,
 ■ S Site,
 ■ H Home
 ■ A Away
 N Neutral

Average RPI Win: 344		WON-LOST	WINNING	LAST 10	STRENGTH OF	OPP. STRENGTH	TEAM	ADJ.	CONF.	ADJ CONF.
Average RPI Loss: 257		RECORD	PCT. RANK	GAMES	SCHEDULE	OF SCHEDULE	RPI	RPI	RPI	RPI
DIV. I ONLY		1- 8	323	1-8	348	296	350	350	22	22
DIV. I NON-CONF.		1- 8	322	1-8	348	296	351	351	22	22
TOTALS		RPI 1-25	RPI 26-50	W-L RECORDS	RPI 51-100	RPI 101-150	RPI 150+			
1- 8	0- 0		0- 0	OVERALL	0- 0	0- 0	1- 8			
1- 3	0- 0		0- 0	HOME	0- 0	0- 0	1- 3			
0- 5	0- 0		0- 0	AWAY	0- 0	0- 0	0- 5			
0- 0	0- 0		0- 0	NEUTRAL	0- 0	0- 0	0- 0			
1- 8	0- 0		0- 0	NON-CONFERENCE	0- 0	0- 0	1- 8			
1- 3	0- 0		0- 0	HOME	0- 0	0- 0	1- 3			
0- 5	0- 0		0- 0	AWAY	0- 0	0- 0	0- 5			
0- 0	0- 0		0- 0	NEUTRAL	0- 0	0- 0	0- 0			
0- 0	0- 0		0- 0	CONFERENCE	0- 0	0- 0	0- 0			
0- 0	0- 0		0- 0	HOME	0- 0	0- 0	0- 0			
0- 0	0- 0		0- 0	AWAY	0- 0	0- 0	0- 0			
0- 0	0- 0		0- 0	NEUTRAL	0- 0	0- 0	0- 0			

RPI 1-25				RPI 26-50				RPI 51-100				RPI 101+				Team's RPI: 350	
RPI	S	Opponent	Score	RPI	S	Opponent	Score	RPI	S	Opponent	Score	RPI	S	Opponent	Score		
												207	A	North Texas	51	63	
												213	H	Southern Miss.	42	57	
												214	H	Houston Baptist	65	72	
												235	A	Tennessee Tech	68	75	
												285	A	Nicholls St.	59	74	
												293	H	Southeastern La.	52	65	
												297	A	Ole Miss	42	66	
												310	A	McNeese	69	72	
												344	H	Northwestern St.	63	54	
LAST 10 Division I																	
				344	H	Northwestern St.	63	54	207	A	North Texas	51	63				
				213	H	Southern Miss.	42	57	285	A	Nicholls St.	59	74				
				235	A	Tennessee Tech	68	75	214	H	Houston Baptist	65	72				
				297	A	Ole Miss	42	66	310	A	McNeese	69	72				
									293	H	Southeastern La.	52	65				

Non-Div I Games:

La.-Monroe

■ Loss, ■ Non-Conf, S Site, H Home A Away N Neutral

Lafayette

Through Games Of Dec. 20, 2019

Average RPI Win:	315	WON-LOST	WINNING	LAST 10	STRENGTH OF	OPP. STRENGTH	TEAM	ADJ.	CONF.	ADJ CONF.
Average RPI Loss:	109	RECORD	PCT. RANK	GAMES	SCHEDULE	OF SCHEDULE	RPI	RPI	RPI	RPI
DIV. I ONLY	4- 5	191	4-5	238	287	229	229	13	13	
DIV. I NON-CONF.	4- 5	192	4-5	240	287	228	228	13	13	
TOTALS	RPI 1-25	RPI 26-50	W-L RECORDS	RPI 51-100	RPI 101-150	RPI 150+				
4- 5	0- 0	0- 0	OVERALL	0- 2	0- 2	4- 1				
3- 1	0- 0	0- 0	HOME	0- 0	0- 1	3- 0				
1- 4	0- 0	0- 0	AWAY	0- 2	0- 1	1- 1				
0- 0	0- 0	0- 0	NEUTRAL	0- 0	0- 0	0- 0				
4- 5	0- 0	0- 0	NON-CONFERENCE	0- 2	0- 2	4- 1				
3- 1	0- 0	0- 0	HOME	0- 0	0- 1	3- 0				
1- 4	0- 0	0- 0	AWAY	0- 2	0- 1	1- 1				
0- 0	0- 0	0- 0	NEUTRAL	0- 0	0- 0	0- 0				
0- 0	0- 0	0- 0	CONFERENCE	0- 0	0- 0	0- 0				
0- 0	0- 0	0- 0	HOME	0- 0	0- 0	0- 0				
0- 0	0- 0	0- 0	AWAY	0- 0	0- 0	0- 0				
0- 0	0- 0	0- 0	NEUTRAL	0- 0	0- 0	0- 0				

RPI 1-25				RPI 26-50				RPI 51-100				RPI 101+				Team's RPI: 229	
RPI	S	Opponent	Score	RPI	S	Opponent	Score	RPI	S	Opponent	Score	RPI	S	Opponent	Score		
								55	A	St. John's (NY)	44	76	101	H	Duquesne	65	73
								64	A	Seton Hall	50	74	117	A	Binghamton	64	74
													209	A	Monmouth	44	52
													254	H	Manhattan	60	53
													328	A	Albany (NY)	54	47
													337	H	LIU Brooklyn	65	60
													339	H	Fairleigh Dickinson	61	29
LAST 10 Division I																	
				64	A	Seton Hall	50	74	209	A	Monmouth	44	52				
				55	A	St. John's (NY)	44	76	254	H	Manhattan	60	53				
				117	A	Binghamton	64	74	328	A	Albany (NY)	54	47				
				339	H	Fairleigh Dickinson	61	29	337	H	LIU Brooklyn	65	60				
									101	H	Duquesne	65	73				

Non-Div I Games:

Lafayette

Loss, Non-Conf, S Site, H Home A Away N Neutral

Lamar University

Through Games Of Dec. 20, 2019

Average RPI Win:	221	WON-LOST	WINNING	LAST 10	STRENGTH OF	OPP. STRENGTH	TEAM	ADJ.	CONF.	ADJ CONF.
Average RPI Loss:	121	RECORD	PCT. RANK	GAMES	SCHEDULE	OF SCHEDULE	RPI	RPI	RPI	RPI
DIV. I ONLY	3- 5	221	3-5	61	248	141	141	26	26	
DIV. I NON-CONF.	2- 5	258	2-5	30	239	165	165	26	26	
TOTALS	RPI 1-25	RPI 26-50	W-L RECORDS	RPI 51-100	RPI 101-150	RPI 150+				
3- 5	0- 0	0- 2	OVERALL	0- 1	1- 0	2- 2				
1- 1	0- 0	0- 0	HOME	0- 0	0- 0	1- 1				
1- 4	0- 0	0- 2	AWAY	0- 1	0- 0	1- 1				
1- 0	0- 0	0- 0	NEUTRAL	0- 0	1- 0	0- 0				
2- 5	0- 0	0- 2	NON-CONFERENCE	0- 1	1- 0	1- 2				
1- 1	0- 0	0- 0	HOME	0- 0	0- 0	1- 1				
0- 4	0- 0	0- 2	AWAY	0- 1	0- 0	0- 1				
1- 0	0- 0	0- 0	NEUTRAL	0- 0	1- 0	0- 0				
1- 0	0- 0	0- 0	CONFERENCE	0- 0	0- 0	1- 0				
0- 0	0- 0	0- 0	HOME	0- 0	0- 0	0- 0				
1- 0	0- 0	0- 0	AWAY	0- 0	0- 0	1- 0				
0- 0	0- 0	0- 0	NEUTRAL	0- 0	0- 0	0- 0				

RPI 1-25				RPI 26-50				RPI 51-100				RPI 101+				Team's RPI: 141	
RPI	S	Opponent	Score	RPI	S	Opponent	Score	RPI	S	Opponent	Score	RPI	S	Opponent	Score		
				27	A	NC State	40 81	56	A	Oklahoma St.	53 74	113	N	Idaho	47 44		
				29	A	Baylor	28 90					173	H	Louisiana	63 74		
												258	H	Denver	71 59		
												293	A	Southeastern La.	65 57		
												319	A	Cal Poly	56 57		
LAST 10 Division I																	
				293	A	Southeastern La.	65 57	319	A	Cal Poly	56 57						
				258	H	Denver	71 59	113	N	Idaho	47 44						
				56	A	Oklahoma St.	53 74	173	H	Louisiana	63 74						
								29	A	Baylor	28 90						
								27	A	NC State	40 81						

L
a
m
a
r
U
n
i
v
e
r
s
i
t
y

L
a
m
a
r
U
n
i
v
e
r
s
i
t
y

Non-Div I Games: Howard Payne 96 36 LeTourneau 90 38

Lamar University

Loss, Non-Conf, S Site, H Home A Away N Neutral

Average RPI Win:	184	WON-LOST	WINNING	LAST 10	STRENGTH OF	OPP. STRENGTH	TEAM	ADJ.	CONF.	ADJ CONF.
Average RPI Loss:	110	RECORD	PCT. RANK	GAMES	SCHEDULE	OF SCHEDULE	RPI	RPI	RPI	RPI
DIV. I ONLY	6- 2	63	6-2	251	61	103	103	13	13	
DIV. I NON-CONF.	6- 2	62	6-2	254	60	103	103	13	13	
TOTALS	RPI 1-25	RPI 26-50	W-L RECORDS	RPI 51-100	RPI 101-150	RPI 150+				
6- 2	0- 0	0- 0	OVERALL	1- 1	2- 0	3- 1				
3- 0	0- 0	0- 0	HOME	1- 0	1- 0	1- 0				
3- 0	0- 0	0- 0	AWAY	0- 0	1- 0	2- 0				
0- 2	0- 0	0- 0	NEUTRAL	0- 1	0- 0	0- 1				
6- 2	0- 0	0- 0	NON-CONFERENCE	1- 1	2- 0	3- 1				
3- 0	0- 0	0- 0	HOME	1- 0	1- 0	1- 0				
3- 0	0- 0	0- 0	AWAY	0- 0	1- 0	2- 0				
0- 2	0- 0	0- 0	NEUTRAL	0- 1	0- 0	0- 1				
0- 0	0- 0	0- 0	CONFERENCE	0- 0	0- 0	0- 0				
0- 0	0- 0	0- 0	HOME	0- 0	0- 0	0- 0				
0- 0	0- 0	0- 0	AWAY	0- 0	0- 0	0- 0				
0- 0	0- 0	0- 0	NEUTRAL	0- 0	0- 0	0- 0				

RPI 1-25			RPI 26-50			RPI 51-100			RPI 101+			Team's RPI: 103
RPI	S	Opponent	Score	RPI	S	Opponent	Score	RPI	S	Opponent	Score	
						64 H Seton Hall	75 68			106 H George Washington	59 53	
						68 N Ball St.	52 54			121 A Merrimack	72 68	
										151 N Fordham	57 59	
										226 A Delaware St.	68 38	
										246 A Mt. St. Mary's	66 65	
										338 H Central Conn. St.	70 51	
LAST 10 Division I												
246 A		Mt. St. Mary's	66 65	338 H		Central Conn. St.	70 51					
151 N		Fordham	57 59	106 H		George Washington	59 53					
68 N		Ball St.	52 54	121 A		Merrimack	72 68					
64 H		Seton Hall	75 68	226 A		Delaware St.	68 38					

Non-Div I Games: Bloomsburg 91 43

Lehigh

Liberty

Through Games Of Dec. 20, 2019

Average RPI Win:	177	WON-LOST	WINNING	LAST 10	STRENGTH OF	OPP. STRENGTH	TEAM	ADJ.	CONF.	ADJ CONF.
Average RPI Loss:	114	RECORD	PCT. RANK	GAMES	SCHEDULE	OF SCHEDULE	RPI	RPI	RPI	RPI
DIV. I ONLY	6- 6	162	5-5	124	99	129	129	15	15	
DIV. I NON-CONF.	6- 6	160	5-5	122	99	130	130	15	15	
TOTALS	RPI 1-25	RPI 26-50	W-L RECORDS	RPI 51-100	RPI 101-150	RPI 150+				
6- 6	0- 2	0- 1	OVERALL	1- 0	1- 1	4- 2				
1- 3	0- 0	0- 0	HOME	0- 0	0- 1	1- 2				
3- 2	0- 1	0- 1	AWAY	0- 0	0- 0	3- 0				
2- 1	0- 1	0- 0	NEUTRAL	1- 0	1- 0	0- 0				
6- 6	0- 2	0- 1	NON-CONFERENCE	1- 0	1- 1	4- 2				
1- 3	0- 0	0- 0	HOME	0- 0	0- 1	1- 2				
3- 2	0- 1	0- 1	AWAY	0- 0	0- 0	3- 0				
2- 1	0- 1	0- 0	NEUTRAL	1- 0	1- 0	0- 0				
0- 0	0- 0	0- 0	CONFERENCE	0- 0	0- 0	0- 0				
0- 0	0- 0	0- 0	HOME	0- 0	0- 0	0- 0				
0- 0	0- 0	0- 0	AWAY	0- 0	0- 0	0- 0				
0- 0	0- 0	0- 0	NEUTRAL	0- 0	0- 0	0- 0				

RPI 1-25				RPI 26-50				RPI 51-100				RPI 101+ Team's RPI: 129			
RPI	S	Opponent	Score	RPI	S	Opponent	Score	RPI	S	Opponent	Score	RPI	S	Opponent	Score
5	N	Oregon St.	55 68	42	A	James Madison	53 76	99	N	Bradley	75 63	122	H	UNC Greensboro	53 58
25	A	Virginia Tech	69 73									135	N	Miami (OH)	65 53
												186	A	Hampton	83 59
												201	A	Saint Francis (PA)	71 52
												205	A	Norfolk St.	67 48
												236	H	East Carolina	81 66
												242	H	Chattanooga	54 71
												248	H	ETSU	62 63
LAST 10 Division I															
201	A	Saint Francis (PA)	71 52	99	N	Bradley	75 63								
186	A	Hampton	83 59	42	A	James Madison	53 76								
236	H	East Carolina	81 66	122	H	UNC Greensboro	53 58								
5	N	Oregon St.	55 68	25	A	Virginia Tech	69 73								
135	N	Miami (OH)	65 53	242	H	Chattanooga	54 71								

Non-Div I Games:

Liberty

Loss, Non-Conf, S Site, H Home A Away N Neutral

Average RPI Win:	281	WON-LOST	WINNING	LAST 10	STRENGTH OF	OPP. STRENGTH	TEAM	ADJ.	CONF.	ADJ CONF.
Average RPI Loss:	157	RECORD	PCT. RANK	GAMES	SCHEDULE	OF SCHEDULE	RPI	RPI	RPI	RPI
DIV. I ONLY	2- 9	309	2-8	247	247	313	313	15	15	
DIV. I NON-CONF.	2- 9	309	2-8	249	249	314	314	15	15	
TOTALS	RPI 1-25	RPI 26-50	W-L RECORDS	RPI 51-100	RPI 101-150	RPI 150+				
2- 9	0- 0	0- 0	OVERALL	0- 2	0- 4	2- 3				
1- 3	0- 0	0- 0	HOME	0- 0	0- 1	1- 2				
1- 4	0- 0	0- 0	AWAY	0- 1	0- 2	1- 1				
0- 2	0- 0	0- 0	NEUTRAL	0- 1	0- 1	0- 0				
2- 9	0- 0	0- 0	NON-CONFERENCE	0- 2	0- 4	2- 3				
1- 3	0- 0	0- 0	HOME	0- 0	0- 1	1- 2				
1- 4	0- 0	0- 0	AWAY	0- 1	0- 2	1- 1				
0- 2	0- 0	0- 0	NEUTRAL	0- 1	0- 1	0- 0				
0- 0	0- 0	0- 0	CONFERENCE	0- 0	0- 0	0- 0				
0- 0	0- 0	0- 0	HOME	0- 0	0- 0	0- 0				
0- 0	0- 0	0- 0	AWAY	0- 0	0- 0	0- 0				
0- 0	0- 0	0- 0	NEUTRAL	0- 0	0- 0	0- 0				

RPI 1-25			RPI 26-50			RPI 51-100			RPI 101+			Team's RPI: 313
RPI	S	Opponent	Score	RPI	S	Opponent	Score	RPI	S	Opponent	Score	
						79 N Marist	63 74	102 H Belmont			68 69	
						80 A Middle Tenn.	49 70	110 N Rider			76 81	
								131 A UT Martin			67 83	
								137 A Dayton			60 82	
								182 H Murray St.			57 67	
								228 H Northern Ky.			71 69	
								247 H Eastern Ill.			56 66	
								334 A Tennessee St.			74 64	
								341 A Jacksonville St.			63 65	
LAST 10 Division I												
102	H	Belmont	68 69	131	A	UT Martin	67 83					
334	A	Tennessee St.	74 64	110	N	Rider	76 81					
80	A	Middle Tenn.	49 70	182	H	Murray St.	57 67					
247	H	Eastern Ill.	56 66	228	H	Northern Ky.	71 69					
79 N		Marist	63 74	341	A	Jacksonville St.	63 65					

Non-Div I Games:

Lipscomb

■ Loss,
 ■ Non-Conf, S Site,
 ■ Home
 ■ Away
 N Neutral

Little Rock

Through Games Of Dec. 20, 2019

Average RPI Win:	283	WON-LOST	WINNING	LAST 10	STRENGTH OF	OPP. STRENGTH	TEAM	ADJ.	CONF.	ADJ CONF.
Average RPI Loss:	116	RECORD	PCT. RANK	GAMES	SCHEDULE	OF SCHEDULE	RPI	RPI	RPI	RPI
DIV. I ONLY	2- 7	285	2-7	58	224	245	245	22	22	
DIV. I NON-CONF.	2- 7	284	2-7	59	226	244	244	22	22	
TOTALS	RPI 1-25	RPI 26-50	W-L RECORDS	RPI 51-100	RPI 101-150	RPI 150+				
2- 7	0- 1	0- 2	OVERALL	0- 0	0- 1	2- 3				
2- 3	0- 0	0- 1	HOME	0- 0	0- 1	2- 1				
0- 4	0- 1	0- 1	AWAY	0- 0	0- 0	0- 2				
0- 0	0- 0	0- 0	NEUTRAL	0- 0	0- 0	0- 0				
2- 7	0- 1	0- 2	NON-CONFERENCE	0- 0	0- 1	2- 3				
2- 3	0- 0	0- 1	HOME	0- 0	0- 1	2- 1				
0- 4	0- 1	0- 1	AWAY	0- 0	0- 0	0- 2				
0- 0	0- 0	0- 0	NEUTRAL	0- 0	0- 0	0- 0				
0- 0	0- 0	0- 0	CONFERENCE	0- 0	0- 0	0- 0				
0- 0	0- 0	0- 0	HOME	0- 0	0- 0	0- 0				
0- 0	0- 0	0- 0	AWAY	0- 0	0- 0	0- 0				
0- 0	0- 0	0- 0	NEUTRAL	0- 0	0- 0	0- 0				

RPI 1-25				RPI 26-50				RPI 51-100				RPI 101+ Team's RPI: 245			
RPI	S	Opponent	Score	RPI	S	Opponent	Score	RPI	S	Opponent	Score	RPI	S	Opponent	Score
8	A	Texas A&M	35 78	26	H	LSU	50 65					148	H	Memphis	50 68
				33	A	Western Ky.	58 77					170	A	Fla. Atlantic	72 79
												202	A	Rice	40 66
												227	H	Louisiana Tech	38 43
												272	H	Tulsa	63 51
												294	H	Central Ark.	63 48
LAST 10 Division I															
272	H	Tulsa	63 51	148	H	Memphis	50 68								
227	H	Louisiana Tech	38 43	26	H	LSU	50 65								
33	A	Western Ky.	58 77	202	A	Rice	40 66								
170	A	Fla. Atlantic	72 79	8	A	Texas A&M	35 78								
294	H	Central Ark.	63 48												

Non-Div I Games:

Little Rock

Loss, Non-Conf, S Site, H Home A Away N Neutral

Average RPI Win:	251	WON-LOST	WINNING	LAST 10	STRENGTH OF	OPP. STRENGTH	TEAM	ADJ.	CONF.	ADJ CONF.
Average RPI Loss:	160	RECORD	PCT. RANK	GAMES	SCHEDULE	OF SCHEDULE	RPI	RPI	RPI	RPI
DIV. I ONLY	4- 7	227	4-6	208	246	244	244	25	25	
DIV. I NON-CONF.	4- 7	227	4-6	210	248	243	243	25	25	
TOTALS	RPI 1-25	RPI 26-50	W-L RECORDS	RPI 51-100	RPI 101-150	RPI 150+				
4- 7	0- 2	0- 0	OVERALL	0- 1	1- 0	3- 4				
1- 3	0- 1	0- 0	HOME	0- 0	0- 0	1- 2				
1- 4	0- 1	0- 0	AWAY	0- 1	1- 0	0- 2				
2- 0	0- 0	0- 0	NEUTRAL	0- 0	0- 0	2- 0				
4- 7	0- 2	0- 0	NON-CONFERENCE	0- 1	1- 0	3- 4				
1- 3	0- 1	0- 0	HOME	0- 0	0- 0	1- 2				
1- 4	0- 1	0- 0	AWAY	0- 1	1- 0	0- 2				
2- 0	0- 0	0- 0	NEUTRAL	0- 0	0- 0	2- 0				
0- 0	0- 0	0- 0	CONFERENCE	0- 0	0- 0	0- 0				
0- 0	0- 0	0- 0	HOME	0- 0	0- 0	0- 0				
0- 0	0- 0	0- 0	AWAY	0- 0	0- 0	0- 0				
0- 0	0- 0	0- 0	NEUTRAL	0- 0	0- 0	0- 0				

RPI 1-25				RPI 26-50				RPI 51-100				RPI 101+ Team's RPI: 244			
RPI	S	Opponent	Score	RPI	S	Opponent	Score	RPI	S	Opponent	Score	RPI	S	Opponent	Score
16	A	UCLA	51 86					51	A	California	45 68	128	A	Santa Clara	54 46
21	H	Oregon	45 81									191	H	Utah St.	48 56
												219	N	Penn St.	64 56
												241	A	California Baptist	70 79
												269	H	LMU (CA)	57 70
												315	H	Air Force	74 68
												332	A	Seattle U	54 66
												342	N	UTRGV	69 65
LAST 10 Division I															
21	H	Oregon	45 81	342	N	UTRGV	69 65								
332	A	Seattle U	54 66	315	H	Air Force	74 68								
128	A	Santa Clara	54 46	269	H	LMU (CA)	57 70								
51	A	California	45 68	191	H	Utah St.	48 56								
219	N	Penn St.	64 56	16	A	UCLA	51 86								

Non-Div I Games: Westcliff 94 47

Long Beach St.

Loss, Non-Conf, S Site, H Home A Away N Neutral

Average RPI Win:	278	WON-LOST	WINNING	LAST 10	STRENGTH OF	OPP. STRENGTH	TEAM	ADJ.	CONF.	ADJ CONF.
Average RPI Loss:	190	RECORD	PCT. RANK	GAMES	SCHEDULE	OF SCHEDULE	RPI	RPI	RPI	RPI
DIV. I ONLY	4- 5	191	4-5	316	180	280	280	29	29	
DIV. I NON-CONF.	4- 5	192	4-5	317	182	283	283	29	29	
TOTALS	RPI 1-25	RPI 26-50	W-L RECORDS	RPI 51-100	RPI 101-150	RPI 150+				
4- 5	0- 0	0- 1	OVERALL	0- 0	0- 0	4- 4				
3- 1	0- 0	0- 0	HOME	0- 0	0- 0	3- 1				
1- 4	0- 0	0- 1	AWAY	0- 0	0- 0	1- 3				
0- 0	0- 0	0- 0	NEUTRAL	0- 0	0- 0	0- 0				
4- 5	0- 0	0- 1	NON-CONFERENCE	0- 0	0- 0	4- 4				
3- 1	0- 0	0- 0	HOME	0- 0	0- 0	3- 1				
1- 4	0- 0	0- 1	AWAY	0- 0	0- 0	1- 3				
0- 0	0- 0	0- 0	NEUTRAL	0- 0	0- 0	0- 0				
0- 0	0- 0	0- 0	CONFERENCE	0- 0	0- 0	0- 0				
0- 0	0- 0	0- 0	HOME	0- 0	0- 0	0- 0				
0- 0	0- 0	0- 0	AWAY	0- 0	0- 0	0- 0				
0- 0	0- 0	0- 0	NEUTRAL	0- 0	0- 0	0- 0				

RPI 1-25			RPI 26-50			RPI 51-100			RPI 101+			Team's RPI: 280
RPI	S	Opponent	Score	RPI	S	Opponent	Score	RPI	S	Opponent	Score	
				42	A	James Madison	53 93					
								177	A	Florida	54 71	
								205	A	Norfolk St.	46 49	
								226	H	Delaware St.	78 62	
								236	H	East Carolina	61 64	
								287	A	UMES	71 62	
								291	A	Wofford	76 79	
								292	H	UNCW	59 58	
								308	H	Brown	86 76	
LAST 10 Division I												
205	A	Norfolk St.	46 49	287	A	UMES	71 62					
236	H	East Carolina	61 64	226	H	Delaware St.	78 62					
291	A	Wofford	76 79	177	A	Florida	54 71					
308	H	Brown	86 76	42	A	James Madison	53 93					
292	H	UNCW	59 58									

Non-Div I Games:

Longwood

■ Loss,
 ■ Non-Conf,
 ■ S Site,
 ■ H Home
 ■ A Away
 N Neutral

Louisiana

Through Games Of Dec. 20, 2019

Average RPI Win:	238	WON-LOST	WINNING	LAST 10	STRENGTH OF	OPP. STRENGTH	TEAM	ADJ.	CONF.	ADJ CONF.
Average RPI Loss:	134	RECORD	PCT. RANK	GAMES	SCHEDULE	OF SCHEDULE	RPI	RPI	RPI	RPI
DIV. I ONLY	5- 3	116	5-3	305	65	173	173	22	22	
DIV. I NON-CONF.	5- 3	115	5-3	306	65	173	173	22	22	
TOTALS	RPI 1-25	RPI 26-50	W-L RECORDS	RPI 51-100	RPI 101-150	RPI 150+				
5- 3	0- 1	0- 0	OVERALL	0- 0	2- 0	3- 2				
2- 1	0- 1	0- 0	HOME	0- 0	0- 0	2- 0				
3- 2	0- 0	0- 0	AWAY	0- 0	2- 0	1- 2				
0- 0	0- 0	0- 0	NEUTRAL	0- 0	0- 0	0- 0				
5- 3	0- 1	0- 0	NON-CONFERENCE	0- 0	2- 0	3- 2				
2- 1	0- 1	0- 0	HOME	0- 0	0- 0	2- 0				
3- 2	0- 0	0- 0	AWAY	0- 0	2- 0	1- 2				
0- 0	0- 0	0- 0	NEUTRAL	0- 0	0- 0	0- 0				
0- 0	0- 0	0- 0	CONFERENCE	0- 0	0- 0	0- 0				
0- 0	0- 0	0- 0	HOME	0- 0	0- 0	0- 0				
0- 0	0- 0	0- 0	AWAY	0- 0	0- 0	0- 0				
0- 0	0- 0	0- 0	NEUTRAL	0- 0	0- 0	0- 0				

RPI 1-25				RPI 26-50				RPI 51-100				RPI 101+ Team's RPI: 173			
RPI	S	Opponent	Score	RPI	S	Opponent	Score	RPI	S	Opponent	Score	RPI	S	Opponent	Score
13	H	Mississippi St.	48 64									141	A	Lamar University	74 63
												147	A	New Orleans	65 60
												181	A	Sam Houston St.	73 77
												207	A	North Texas	66 69
												293	H	Southeastern La.	60 50
												297	A	Ole Miss	53 42
												310	H	McNeese	75 55
LAST 10 Division I															
				141	A	Lamar University	74 63					297	A	Ole Miss	53 42
				147	A	New Orleans	65 60					13	H	Mississippi St.	48 64
				293	H	Southeastern La.	60 50					207	A	North Texas	66 69
				310	H	McNeese	75 55								
				181	A	Sam Houston St.	73 77								

Non-Div I Games: Loyola (LA) 67 51 Xavier (LA) 62 49

Louisiana

Loss, Non-Conf, S Site, H Home A Away N Neutral

Average RPI Win: 259		WON-LOST	WINNING	LAST 10	STRENGTH OF	OPP. STRENGTH	TEAM	ADJ.	CONF.	ADJ CONF.
Average RPI Loss: 178		RECORD	PCT. RANK	GAMES	SCHEDULE	OF SCHEDULE	RPI	RPI	RPI	RPI
DIV. I ONLY		5- 3	116	5-3	322	144	227	227	14	14
DIV. I NON-CONF.		5- 3	115	5-3	323	144	226	226	14	14
TOTALS		RPI 1-25	RPI 26-50	W-L RECORDS	RPI 51-100	RPI 101-150	RPI 150+			
5- 3	0- 0		0- 0	OVERALL	0- 0	1- 2	4- 1			
4- 1	0- 0		0- 0	HOME	0- 0	1- 1	3- 0			
1- 2	0- 0		0- 0	AWAY	0- 0	0- 1	1- 1			
0- 0	0- 0		0- 0	NEUTRAL	0- 0	0- 0	0- 0			
5- 3	0- 0		0- 0	NON-CONFERENCE	0- 0	1- 2	4- 1			
4- 1	0- 0		0- 0	HOME	0- 0	1- 1	3- 0			
1- 2	0- 0		0- 0	AWAY	0- 0	0- 1	1- 1			
0- 0	0- 0		0- 0	NEUTRAL	0- 0	0- 0	0- 0			
0- 0	0- 0		0- 0	CONFERENCE	0- 0	0- 0	0- 0			
0- 0	0- 0		0- 0	HOME	0- 0	0- 0	0- 0			
0- 0	0- 0		0- 0	AWAY	0- 0	0- 0	0- 0			
0- 0	0- 0		0- 0	NEUTRAL	0- 0	0- 0	0- 0			

RPI 1-25				RPI 26-50				RPI 51-100				RPI 101+				Team's RPI: 227	
RPI	S	Opponent	Score	RPI	S	Opponent	Score	RPI	S	Opponent	Score	RPI	S	Opponent	Score		
												108	A	Houston	53	67	
												130	H	Wichita St.	80	88	
												148	H	Memphis	83	74	
												245	A	Little Rock	43	38	
												293	H	Southeastern La.	92	78	
												297	A	Ole Miss	53	76	
												298	H	Grambling	70	66	
												310	H	McNeese	79	54	
LAST 10 Division I																	
				297	A	Ole Miss	53	76	298	H	Grambling	70	66				
				130	H	Wichita St.	80	88	293	H	Southeastern La.	92	78				
				148	H	Memphis	83	74	108	A	Houston	53	67				
									310	H	McNeese	79	54				
									245	A	Little Rock	43	38				

Non-Div I Games:	Loyola (LA)	71	52	LSU-Alexandria	93	61
------------------	-------------	----	----	----------------	----	----

Louisiana Tech

■ Loss, ■ Non-Conf, S Site, H Home A Away N Neutral

Average RPI Win: 106		WON-LOST	WINNING	LAST 10	STRENGTH OF	OPP. STRENGTH	TEAM	ADJ.	CONF.	ADJ CONF.
Average RPI Loss: 20		RECORD	PCT. RANK	GAMES	SCHEDULE	OF SCHEDULE	RPI	RPI	RPI	RPI
DIV. I ONLY		11- 1	11	9-1	14	75	4	4	3	3
DIV. I NON-CONF.		11- 1	11	9-1	14	75	4	4	3	3
TOTALS	RPI 1-25	RPI 26-50		W-L RECORDS		RPI 51-100	RPI 101-150	RPI 150+		
11- 1	1- 1	2- 0		OVERALL		4- 0	1- 0	3- 0		
5- 0	0- 0	1- 0		HOME		2- 0	0- 0	2- 0		
3- 1	0- 1	1- 0		AWAY		0- 0	1- 0	1- 0		
3- 0	1- 0	0- 0		NEUTRAL		2- 0	0- 0	0- 0		
11- 1	1- 1	2- 0		NON-CONFERENCE		4- 0	1- 0	3- 0		
5- 0	0- 0	1- 0		HOME		2- 0	0- 0	2- 0		
3- 1	0- 1	1- 0		AWAY		0- 0	1- 0	1- 0		
3- 0	1- 0	0- 0		NEUTRAL		2- 0	0- 0	0- 0		
0- 0	0- 0	0- 0		CONFERENCE		0- 0	0- 0	0- 0		
0- 0	0- 0	0- 0		HOME		0- 0	0- 0	0- 0		
0- 0	0- 0	0- 0		AWAY		0- 0	0- 0	0- 0		
0- 0	0- 0	0- 0		NEUTRAL		0- 0	0- 0	0- 0		

RPI 1-25				Team's RPI: 4		RPI 26-50				RPI 51-100				RPI 101+					
RPI	S	Opponent	Score		RPI	S	Opponent	Score		RPI	S	Opponent	Score		RPI	S	Opponent	Score	
20	A	Ohio St.	60	67	33	H	Western Ky.	75	56	56	N	Oklahoma St.	69	48	131	A	UT Martin	71	63
21	N	Oregon	72	62	40	A	Kentucky	67	66	69	H	Central Mich.	76	63	182	H	Murray St.	76	40
										74	H	Boise St.	98	82	228	A	Northern Ky.	85	57
										94	N	UT Arlington	76	67	242	H	Chattanooga	86	37
LAST 10 Division I																			
131	A	UT Martin	71	63	228	A	Northern Ky.	85	57										
40	A	Kentucky	67	66	20	A	Ohio St.	60	67										
74	H	Boise St.	98	82	21	N	Oregon	72	62										
242	H	Chattanooga	86	37	56	N	Oklahoma St.	69	48										
69	H	Central Mich.	76	63	94	N	UT Arlington	76	67										

Non-Div I Games:

Louisville

Loss, Non-Conf, S Site, H Home A Away N Neutral

Average RPI Win:	226	WON-LOST	WINNING	LAST 10	STRENGTH OF	OPP. STRENGTH	TEAM	ADJ.	CONF.	ADJ CONF.
Average RPI Loss:	9	RECORD	PCT. RANK	GAMES	SCHEDULE	OF SCHEDULE	RPI	RPI	RPI	RPI
DIV. I ONLY	9- 1	21	9-1	236	167	59	59	7	7	
DIV. I NON-CONF.	9- 1	21	9-1	238	169	59	59	7	7	
TOTALS	RPI 1-25	RPI 26-50	W-L RECORDS	RPI 51-100	RPI 101-150	RPI 150+				
9- 1	0- 1	0- 0	OVERALL	0- 0	2- 0	7- 0				
3- 1	0- 1	0- 0	HOME	0- 0	2- 0	1- 0				
6- 0	0- 0	0- 0	AWAY	0- 0	0- 0	6- 0				
0- 0	0- 0	0- 0	NEUTRAL	0- 0	0- 0	0- 0				
9- 1	0- 1	0- 0	NON-CONFERENCE	0- 0	2- 0	7- 0				
3- 1	0- 1	0- 0	HOME	0- 0	2- 0	1- 0				
6- 0	0- 0	0- 0	AWAY	0- 0	0- 0	6- 0				
0- 0	0- 0	0- 0	NEUTRAL	0- 0	0- 0	0- 0				
0- 0	0- 0	0- 0	CONFERENCE	0- 0	0- 0	0- 0				
0- 0	0- 0	0- 0	HOME	0- 0	0- 0	0- 0				
0- 0	0- 0	0- 0	AWAY	0- 0	0- 0	0- 0				
0- 0	0- 0	0- 0	NEUTRAL	0- 0	0- 0	0- 0				

RPI 1-25				RPI 26-50				RPI 51-100				Team's RPI: 59		RPI 101+			
RPI	S	Opponent	Score	RPI	S	Opponent	Score	RPI	S	Opponent	Score			RPI	S	Opponent	Score
9	H	DePaul	76 83											109	H	Bowling Green	84 76
														143	H	Dartmouth	61 40
														172	A	Portland	78 64
														192	A	UMKC	72 67
														247	A	Eastern Ill.	67 51
														251	A	SIUE	63 50
														256	H	Vermont	78 76
														323	A	Detroit Mercy	89 60
														343	A	Chicago St.	98 53
LAST 10 Division I																	
9	H	DePaul	76 83	251	A	SIUE	63 50										
109	H	Bowling Green	84 76	143	H	Dartmouth	61 40										
247	A	Eastern Ill.	67 51	172	A	Portland	78 64										
256	H	Vermont	78 76	192	A	UMKC	72 67										
323	A	Detroit Mercy	89 60	343	A	Chicago St.	98 53										

Non-Div I Games:

Loyola Chicago

■ Loss,
 ■ Non-Conf, S Site,
 ■ Home
 ■ Away
 N Neutral

Loyola Maryland

Through Games Of Dec. 20, 2019

Average RPI Win:	274	WON-LOST	WINNING	LAST 10	STRENGTH OF	OPP. STRENGTH	TEAM	ADJ.	CONF.	ADJ CONF.
Average RPI Loss:	144	RECORD	PCT. RANK	GAMES	SCHEDULE	OF SCHEDULE	RPI	RPI	RPI	RPI
DIV. I ONLY	2- 8	301	2-8	210	152	282	282	13	13	
DIV. I NON-CONF.	2- 8	300	2-8	211	153	285	285	13	13	
TOTALS	RPI 1-25	RPI 26-50	W-L RECORDS	RPI 51-100	RPI 101-150	RPI 150+				
2- 8	0- 1	0- 1	OVERALL	0- 1	0- 1	2- 4				
1- 1	0- 0	0- 0	HOME	0- 0	0- 0	1- 1				
1- 6	0- 1	0- 1	AWAY	0- 1	0- 0	1- 3				
0- 1	0- 0	0- 0	NEUTRAL	0- 0	0- 1	0- 0				
2- 8	0- 1	0- 1	NON-CONFERENCE	0- 1	0- 1	2- 4				
1- 1	0- 0	0- 0	HOME	0- 0	0- 0	1- 1				
1- 6	0- 1	0- 1	AWAY	0- 1	0- 0	1- 3				
0- 1	0- 0	0- 0	NEUTRAL	0- 0	0- 1	0- 0				
0- 0	0- 0	0- 0	CONFERENCE	0- 0	0- 0	0- 0				
0- 0	0- 0	0- 0	HOME	0- 0	0- 0	0- 0				
0- 0	0- 0	0- 0	AWAY	0- 0	0- 0	0- 0				
0- 0	0- 0	0- 0	NEUTRAL	0- 0	0- 0	0- 0				

RPI 1-25				RPI 26-50				RPI 51-100				RPI 101+ Team's RPI: 282			
RPI	S	Opponent	Score	RPI	S	Opponent	Score	RPI	S	Opponent	Score	RPI	S	Opponent	Score
14	A	Northwestern	46 67	48	A	Maryland	45 105	71	A	Notre Dame	60 84	146	N	Wright St.	51 66
												170	A	Fla. Atlantic	61 72
												198	H	Howard	69 75
												209	H	Monmouth	64 48
												246	A	Mt. St. Mary's	75 81
												255	A	St. Francis Brooklyn	78 89
												339	A	Fairleigh Dickinson	75 46
LAST 10 Division I															
209	H	Monmouth	64 48	246	A	Mt. St. Mary's	75 81	146	N	Wright St.	51 66				
48	A	Maryland	45 105	170	A	Fla. Atlantic	61 72	255	A	St. Francis Brooklyn	78 89				
339	A	Fairleigh Dickinson	75 46	198	H	Howard	69 75								
14	A	Northwestern	46 67												
71	A	Notre Dame	60 84												

Non-Div I Games:

Loyola Maryland

Maine

Through Games Of Dec. 20, 2019

Average RPI Win:	180	WON-LOST	WINNING	LAST 10	STRENGTH OF	OPP. STRENGTH	TEAM	ADJ.	CONF.	ADJ CONF.
Average RPI Loss:	136	RECORD	PCT. RANK	GAMES	SCHEDULE	OF SCHEDULE	RPI	RPI	RPI	RPI
DIV. I ONLY	3- 8	262	2-8	114	200	239	239	28	28	
DIV. I NON-CONF.	3- 8	263	2-8	112	203	238	238	28	28	
TOTALS	RPI 1-25	RPI 26-50	W-L RECORDS	RPI 51-100	RPI 101-150	RPI 150+				
3- 8	0- 0	0- 2	OVERALL	1- 1	0- 2	2- 3				
2- 2	0- 0	0- 0	HOME	1- 0	0- 0	1- 2				
1- 3	0- 0	0- 1	AWAY	0- 0	0- 1	1- 1				
0- 3	0- 0	0- 1	NEUTRAL	0- 1	0- 1	0- 0				
3- 8	0- 0	0- 2	NON-CONFERENCE	1- 1	0- 2	2- 3				
2- 2	0- 0	0- 0	HOME	1- 0	0- 0	1- 2				
1- 3	0- 0	0- 1	AWAY	0- 0	0- 1	1- 1				
0- 3	0- 0	0- 1	NEUTRAL	0- 1	0- 1	0- 0				
0- 0	0- 0	0- 0	CONFERENCE	0- 0	0- 0	0- 0				
0- 0	0- 0	0- 0	HOME	0- 0	0- 0	0- 0				
0- 0	0- 0	0- 0	AWAY	0- 0	0- 0	0- 0				
0- 0	0- 0	0- 0	NEUTRAL	0- 0	0- 0	0- 0				

RPI 1-25				RPI 26-50				RPI 51-100				RPI 101+				Team's RPI: 239	
RPI	S	Opponent	Score	RPI	S	Opponent	Score	RPI	S	Opponent	Score	RPI	S	Opponent	Score		
				27	A	NC State	34 62	54	N	Arizona St.	31 57	137	N	Dayton	49 78		
				28	N	Drake	62 94	95	H	Green Bay	61 60	143	A	Dartmouth	41 57		
												161	H	Harvard	40 69		
												203	A	Delaware	69 56		
												232	H	Boston U.	49 62		
												243	H	Navy	46 41		
												308	A	Brown	70 76		
LAST 10 Division I																	
				95	H	Green Bay	61 60	161	H	Harvard	40 69						
				143	A	Dartmouth	41 57	137	N	Dayton	49 78						
				27	A	NC State	34 62	28	N	Drake	62 94						
				232	H	Boston U.	49 62	54	N	Arizona St.	31 57						
				308	A	Brown	70 76	243	H	Navy	46 41						

Non-Div I Games: Husson 104 43

Maine

■ Loss,
 ■ Non-Conf,
 ■ S Site,
 ■ H Home
 ■ A Away
 N Neutral

Average RPI Win:	248	WON-LOST	WINNING	LAST 10	STRENGTH OF	OPP. STRENGTH	TEAM	ADJ.	CONF.	ADJ CONF.
Average RPI Loss:	158	RECORD	PCT. RANK	GAMES	SCHEDULE	OF SCHEDULE	RPI	RPI	RPI	RPI
DIV. I ONLY	3- 6	235	3-6	190	297	254	254	24	24	
DIV. I NON-CONF.	3- 5	220	3-5	129	325	218	218	23	23	
TOTALS	RPI 1-25	RPI 26-50	W-L RECORDS	RPI 51-100	RPI 101-150	RPI 150+				
3- 6	0- 0	0- 0	OVERALL	0- 0	1- 3	2- 3				
2- 2	0- 0	0- 0	HOME	0- 0	1- 1	1- 1				
1- 4	0- 0	0- 0	AWAY	0- 0	0- 2	1- 2				
0- 0	0- 0	0- 0	NEUTRAL	0- 0	0- 0	0- 0				
3- 5	0- 0	0- 0	NON-CONFERENCE	0- 0	1- 3	2- 2				
2- 2	0- 0	0- 0	HOME	0- 0	1- 1	1- 1				
1- 3	0- 0	0- 0	AWAY	0- 0	0- 2	1- 1				
0- 0	0- 0	0- 0	NEUTRAL	0- 0	0- 0	0- 0				
0- 1	0- 0	0- 0	CONFERENCE	0- 0	0- 0	0- 1				
0- 0	0- 0	0- 0	HOME	0- 0	0- 0	0- 0				
0- 1	0- 0	0- 0	AWAY	0- 0	0- 0	0- 1				
0- 0	0- 0	0- 0	NEUTRAL	0- 0	0- 0	0- 0				

RPI 1-25			RPI 26-50			RPI 51-100			RPI 101+			Team's RPI: 254
RPI	S	Opponent	Score	RPI	S	Opponent	Score	RPI	S	Opponent	Score	
								101	H	Duquesne	65	76
								120	A	Stony Brook	54	59
								138	A	Villanova	51	63
								143	H	Dartmouth	70	58
								151	H	Fordham	45	51
								209	A	Monmouth	60	62
								229	A	Lafayette	53	60
								263	H	Army West Point	86	56
								339	A	Fairleigh Dickinson	62	61
LAST 10 Division I												
209	A	Monmouth	60	62	151	H	Fordham	45	51			
263	H	Army West Point	86	56	143	H	Dartmouth	70	58			
101	H	Duquesne	65	76	229	A	Lafayette	53	60			
120	A	Stony Brook	54	59	138	A	Villanova	51	63			
					339	A	Fairleigh Dickinson	62	61			

Non-Div I Games:

Manhattan

■ Loss,
 ■ Non-Conf,
 ■ S Site,
 ■ H Home
 ■ A Away
 N Neutral

Average RPI Win:	188	WON-LOST	WINNING	LAST 10	STRENGTH OF	OPP. STRENGTH	TEAM	ADJ.	CONF.	ADJ CONF.
Average RPI Loss:	41	RECORD	PCT. RANK	GAMES	SCHEDULE	OF SCHEDULE	RPI	RPI	RPI	RPI
DIV. I ONLY	7- 2	56	7-2	212	85	79	79	24	24	
DIV. I NON-CONF.	7- 2	55	7-2	213	83	78	78	23	23	
TOTALS	RPI 1-25	RPI 26-50	W-L RECORDS	RPI 51-100	RPI 101-150	RPI 150+				
7- 2	0- 1	0- 0	OVERALL	3- 1	0- 0	4- 0				
3- 1	0- 1	0- 0	HOME	1- 0	0- 0	2- 0				
2- 1	0- 0	0- 0	AWAY	1- 1	0- 0	1- 0				
2- 0	0- 0	0- 0	NEUTRAL	1- 0	0- 0	1- 0				
7- 2	0- 1	0- 0	NON-CONFERENCE	3- 1	0- 0	4- 0				
3- 1	0- 1	0- 0	HOME	1- 0	0- 0	2- 0				
2- 1	0- 0	0- 0	AWAY	1- 1	0- 0	1- 0				
2- 0	0- 0	0- 0	NEUTRAL	1- 0	0- 0	1- 0				
0- 0	0- 0	0- 0	CONFERENCE	0- 0	0- 0	0- 0				
0- 0	0- 0	0- 0	HOME	0- 0	0- 0	0- 0				
0- 0	0- 0	0- 0	AWAY	0- 0	0- 0	0- 0				
0- 0	0- 0	0- 0	NEUTRAL	0- 0	0- 0	0- 0				

RPI 1-25				RPI 26-50				RPI 51-100 Team's RPI: 79				RPI 101+			
RPI	S	Opponent	Score	RPI	S	Opponent	Score	RPI	S	Opponent	Score	RPI	S	Opponent	Score
12	H	Princeton	50 62					69	A	Central Mich.	54 77	183	H	Elon	63 55
								73	N	North Florida	69 54	232	A	Boston U.	89 75
								94	A	UT Arlington	73 57	313	N	Lipscomb	74 63
								95	H	Green Bay	72 60	328	H	Albany (NY)	76 52
LAST 10 Division I															
94	A	UT Arlington	73 57	69	A	Central Mich.	54 77	313	N	Lipscomb	74 63				
95	H	Green Bay	72 60	73	N	North Florida	69 54	183	H	Elon	63 55				
12	H	Princeton	50 62	328	H	Albany (NY)	76 52								
232	A	Boston U.	89 75												

Non-Div I Games:

Marist

■ Loss,
 ■ Non-Conf, S Site,
 ■ Home
 ■ Away
 N Neutral

Average RPI Win:	178	WON-LOST	WINNING	LAST 10	STRENGTH OF	OPP. STRENGTH	TEAM	ADJ.	CONF.	ADJ CONF.
Average RPI Loss:	14	RECORD	PCT. RANK	GAMES	SCHEDULE	OF SCHEDULE	RPI	RPI	RPI	RPI
DIV. I ONLY	8- 2	46	8-2	146	15	49	49	6	6	
DIV. I NON-CONF.	8- 2	46	8-2	147	14	50	50	6	6	
TOTALS	RPI 1-25	RPI 26-50	W-L RECORDS	RPI 51-100	RPI 101-150	RPI 150+				
8- 2	0- 2	1- 0	OVERALL	1- 0	1- 0	5- 0				
3- 2	0- 2	1- 0	HOME	0- 0	0- 0	2- 0				
4- 0	0- 0	0- 0	AWAY	1- 0	1- 0	2- 0				
1- 0	0- 0	0- 0	NEUTRAL	0- 0	0- 0	1- 0				
8- 2	0- 2	1- 0	NON-CONFERENCE	1- 0	1- 0	5- 0				
3- 2	0- 2	1- 0	HOME	0- 0	0- 0	2- 0				
4- 0	0- 0	0- 0	AWAY	1- 0	1- 0	2- 0				
1- 0	0- 0	0- 0	NEUTRAL	0- 0	0- 0	1- 0				
0- 0	0- 0	0- 0	CONFERENCE	0- 0	0- 0	0- 0				
0- 0	0- 0	0- 0	HOME	0- 0	0- 0	0- 0				
0- 0	0- 0	0- 0	AWAY	0- 0	0- 0	0- 0				
0- 0	0- 0	0- 0	NEUTRAL	0- 0	0- 0	0- 0				

RPI 1-25				RPI 26-50				Team's RPI: 49				RPI 51-100				RPI 101+			
RPI	S	Opponent	Score	RPI	S	Opponent	Score	RPI	S	Opponent	Score	RPI	S	Opponent	Score	RPI	S	Opponent	Score
13	H	Mississippi St.	68 74	38	H	Illinois St.	58 41					95	A	Green Bay	60 47	132	A	South Dakota St.	65 58
14	H	Northwestern	56 64													179	A	Saint Mary's (CA)	77 63
																193	A	Milwaukee	78 56
																255	H	St. Francis Brooklyn	92 71
																261	H	Morgan St.	70 48
																272	N	Tulsa	61 60
LAST 10 Division I																			
				132	A	South Dakota St.	65 58					13	H	Mississippi St.	68 74				
				193	A	Milwaukee	78 56					95	A	Green Bay	60 47				
				272	N	Tulsa	61 60					14	H	Northwestern	56 64				
				179	A	Saint Mary's (CA)	77 63					38	H	Illinois St.	58 41				
				261	H	Morgan St.	70 48					255	H	St. Francis Brooklyn	92 71				

Non-Div I Games:

Marquette

Marshall

Through Games Of Dec. 20, 2019

Average RPI Win:	268	WON-LOST	WINNING	LAST 10	STRENGTH OF	OPP. STRENGTH	TEAM	ADJ.	CONF.	ADJ CONF.
Average RPI Loss:	172	RECORD	PCT. RANK	GAMES	SCHEDULE	OF SCHEDULE	RPI	RPI	RPI	RPI
DIV. I ONLY	3- 5	221	3-5	324	189	307	307	14	14	
DIV. I NON-CONF.	3- 5	220	3-5	325	190	307	307	14	14	
TOTALS	RPI 1-25	RPI 26-50	W-L RECORDS	RPI 51-100	RPI 101-150	RPI 150+				
3- 5	0- 0	0- 1	OVERALL	0- 0	0- 2	3- 2				
2- 2	0- 0	0- 0	HOME	0- 0	0- 1	2- 1				
1- 3	0- 0	0- 1	AWAY	0- 0	0- 1	1- 1				
0- 0	0- 0	0- 0	NEUTRAL	0- 0	0- 0	0- 0				
3- 5	0- 0	0- 1	NON-CONFERENCE	0- 0	0- 2	3- 2				
2- 2	0- 0	0- 0	HOME	0- 0	0- 1	2- 1				
1- 3	0- 0	0- 1	AWAY	0- 0	0- 1	1- 1				
0- 0	0- 0	0- 0	NEUTRAL	0- 0	0- 0	0- 0				
0- 0	0- 0	0- 0	CONFERENCE	0- 0	0- 0	0- 0				
0- 0	0- 0	0- 0	HOME	0- 0	0- 0	0- 0				
0- 0	0- 0	0- 0	AWAY	0- 0	0- 0	0- 0				
0- 0	0- 0	0- 0	NEUTRAL	0- 0	0- 0	0- 0				

RPI S	Opponent	Score	RPI S	Opponent	Score	RPI S	Opponent	Score	RPI S	Opponent	Score	Team's RPI: 307
41	A Rutgers	66	41	A Rutgers	66	41	A Rutgers	66	109	H Bowling Green	82	
									112	A Ohio	67	
									205	H Norfolk St.	69	
									261	H Morgan St.	57	
									270	A Indiana St.	60	
									330	H Coppin St.	47	
									335	A Evansville	66	
LAST 10 Division I												
41	A Rutgers	66	41	A Rutgers	66	261	H Morgan St.	57	41	A Rutgers	66	
109	H Bowling Green	82	69	82	330	H Coppin St.	60	47	109	H Bowling Green	82	
270	A Indiana St.	60	72	60	112	A Ohio	51	67	112	A Ohio	67	
335	A Evansville	66	62	66	205	H Norfolk St.	75	69	205	H Norfolk St.	69	

Non-Div I Games: Alderson Broadus 85 41 Ky. Christian 89 40

Marshall

Loss, Non-Conf, S Site, H Home A Away N Neutral

Maryland

Through Games Of Dec. 20, 2019

Average RPI Win:	185	WON-LOST	WINNING	LAST 10	STRENGTH OF	OPP. STRENGTH	TEAM	ADJ.	CONF.	ADJ CONF.
Average RPI Loss:	17	RECORD	PCT. RANK	GAMES	SCHEDULE	OF SCHEDULE	RPI	RPI	RPI	RPI
DIV. I ONLY	9- 2	40	8-2	162	49	48	48	2	2	
DIV. I NON-CONF.	9- 2	40	8-2	164	49	49	49	2	2	
TOTALS	RPI 1-25	RPI 26-50	W-L RECORDS	RPI 51-100	RPI 101-150	RPI 150+				
9- 2	0- 1	1- 1	OVERALL	0- 0	2- 0	6- 0				
5- 1	0- 1	0- 0	HOME	0- 0	1- 0	4- 0				
2- 1	0- 0	1- 1	AWAY	0- 0	0- 0	1- 0				
2- 0	0- 0	0- 0	NEUTRAL	0- 0	1- 0	1- 0				
9- 2	0- 1	1- 1	NON-CONFERENCE	0- 0	2- 0	6- 0				
5- 1	0- 1	0- 0	HOME	0- 0	1- 0	4- 0				
2- 1	0- 0	1- 1	AWAY	0- 0	0- 0	1- 0				
2- 0	0- 0	0- 0	NEUTRAL	0- 0	1- 0	1- 0				
0- 0	0- 0	0- 0	CONFERENCE	0- 0	0- 0	0- 0				
0- 0	0- 0	0- 0	HOME	0- 0	0- 0	0- 0				
0- 0	0- 0	0- 0	AWAY	0- 0	0- 0	0- 0				
0- 0	0- 0	0- 0	NEUTRAL	0- 0	0- 0	0- 0				

RPI 1-25				RPI 26-50				Team's RPI: 48				RPI 51-100				RPI 101+			
RPI	S	Opponent	Score	RPI	S	Opponent	Score	RPI	S	Opponent	Score	RPI	S	Opponent	Score	RPI	S	Opponent	Score
7	H	South Carolina	54 63	27	A	NC State	59 66					102	N	Belmont	90 26				
				42	A	James Madison	70 68					106	H	George Washington	88 54				
												196	N	Clemson	63 44				
												203	H	Delaware	99 55				
												208	H	Wagner	119 56				
												218	H	Quinnipiac	107 52				
												282	H	Loyola Maryland	105 45				
												312	A	Georgia St.	114 41				
LAST 10 Division I																			
				282	H	Loyola Maryland	105 45					312	A	Georgia St.	114 41				
				27	A	NC State	59 66					106	H	George Washington	88 54				
				102	N	Belmont	90 26					203	H	Delaware	99 55				
				196	N	Clemson	63 44					42	A	James Madison	70 68				
				218	H	Quinnipiac	107 52					7	H	South Carolina	54 63				

Non-Div I Games:

Maryland

Loss, Non-Conf, S Site, H Home A Away N Neutral

Massachusetts

Through Games Of Dec. 20, 2019

Average RPI Win:	255	WON-LOST	WINNING	LAST 10	STRENGTH OF	OPP. STRENGTH	TEAM	ADJ.	CONF.	ADJ CONF.
Average RPI Loss:	78	RECORD	PCT. RANK	GAMES	SCHEDULE	OF SCHEDULE	RPI	RPI	RPI	RPI
DIV. I ONLY	8- 3	68	8-2	297	166	174	174	11	11	
DIV. I NON-CONF.	8- 3	68	8-2	299	168	174	174	11	11	
TOTALS	RPI 1-25	RPI 26-50	W-L RECORDS	RPI 51-100	RPI 101-150	RPI 150+				
8- 3	0- 0	0- 0	OVERALL	1- 2	0- 1	7- 0				
5- 2	0- 0	0- 0	HOME	1- 1	0- 1	4- 0				
3- 1	0- 0	0- 0	AWAY	0- 1	0- 0	3- 0				
0- 0	0- 0	0- 0	NEUTRAL	0- 0	0- 0	0- 0				
8- 3	0- 0	0- 0	NON-CONFERENCE	1- 2	0- 1	7- 0				
5- 2	0- 0	0- 0	HOME	1- 1	0- 1	4- 0				
3- 1	0- 0	0- 0	AWAY	0- 1	0- 0	3- 0				
0- 0	0- 0	0- 0	NEUTRAL	0- 0	0- 0	0- 0				
0- 0	0- 0	0- 0	CONFERENCE	0- 0	0- 0	0- 0				
0- 0	0- 0	0- 0	HOME	0- 0	0- 0	0- 0				
0- 0	0- 0	0- 0	AWAY	0- 0	0- 0	0- 0				
0- 0	0- 0	0- 0	NEUTRAL	0- 0	0- 0	0- 0				

RPI S	Opponent	Score	RPI S	Opponent	Score	RPI S	Opponent	Score	RPI S	Opponent	Score	Team's RPI: 174
						55	A St. John's (NY)	71 82	121	H Merrimack	64 79	
						58	H Providence	63 72	232	A Boston U.	58 45	
						85	H Holy Cross	75 72	240	A UMass Lowell	74 58	
									256	A Vermont	83 49	
									288	H Siena	61 55	
									301	H Hartford	74 48	
									308	H Brown	95 42	
									333	H New Hampshire	67 65	
LAST 10 Division I												
			232	A Boston U.	58 45		288	H Siena	61 55			
			85	H Holy Cross	75 72		308	H Brown	95 42			
			333	H New Hampshire	67 65		301	H Hartford	74 48			
			256	A Vermont	83 49		240	A UMass Lowell	74 58			
			55	A St. John's (NY)	71 82		58	H Providence	63 72			

Non-Div I Games:

Massachusetts

Loss, Non-Conf, S Site, H Home A Away N Neutral

Average RPI Win:	350	WON-LOST	WINNING	LAST 10	STRENGTH OF	OPP. STRENGTH	TEAM	ADJ.	CONF.	ADJ CONF.
Average RPI Loss:	163	RECORD	PCT. RANK	GAMES	SCHEDULE	OF SCHEDULE	RPI	RPI	RPI	RPI
DIV. I ONLY	1- 6	314	1-6	150	337	310	310	26	26	
DIV. I NON-CONF.	1- 6	314	1-6	152	338	311	311	26	26	
TOTALS	RPI 1-25	RPI 26-50	W-L RECORDS	RPI 51-100	RPI 101-150	RPI 150+				
1- 6	0- 0	0- 1	OVERALL	0- 0	0- 0	1- 5				
1- 1	0- 0	0- 0	HOME	0- 0	0- 0	1- 1				
0- 5	0- 0	0- 1	AWAY	0- 0	0- 0	0- 4				
0- 0	0- 0	0- 0	NEUTRAL	0- 0	0- 0	0- 0				
1- 6	0- 0	0- 1	NON-CONFERENCE	0- 0	0- 0	1- 5				
1- 1	0- 0	0- 0	HOME	0- 0	0- 0	1- 1				
0- 5	0- 0	0- 1	AWAY	0- 0	0- 0	0- 4				
0- 0	0- 0	0- 0	NEUTRAL	0- 0	0- 0	0- 0				
0- 0	0- 0	0- 0	CONFERENCE	0- 0	0- 0	0- 0				
0- 0	0- 0	0- 0	HOME	0- 0	0- 0	0- 0				
0- 0	0- 0	0- 0	AWAY	0- 0	0- 0	0- 0				
0- 0	0- 0	0- 0	NEUTRAL	0- 0	0- 0	0- 0				

RPI 1-25				RPI 26-50				RPI 51-100				RPI 101+				Team's RPI: 310	
RPI	S	Opponent	Score	RPI	S	Opponent	Score	RPI	S	Opponent	Score	RPI	S	Opponent	Score		
				34	A	Arkansas	58 101					163	A	UAB	70 97		
												173	A	Louisiana	55 75		
												178	A	SMU	60 81		
												202	H	Rice	50 81		
												227	A	Louisiana Tech	54 79		
												350	H	La.-Monroe	72 69		
LAST 10 Division I																	
				350	H	La.-Monroe	72 69					227	A	Louisiana Tech	54 79		
				202	H	Rice	50 81					178	A	SMU	60 81		
				163	A	UAB	70 97										
				173	A	Louisiana	55 75										
				34	A	Arkansas	58 101										

Non-Div I Games: Centenary (LA) 116 37 LSU-Shreveport 81 77

McNeese

Loss, Non-Conf, S Site, H Home A Away N Neutral

M
e
m
p
h
i
s

M
e
m
p
h
i
s

Memphis

Page 162

Mercer

Through Games Of Dec. 20, 2019

Average RPI Win:	313	WON-LOST	WINNING	LAST 10	STRENGTH OF	OPP. STRENGTH	TEAM	ADJ.	CONF.	ADJ CONF.
Average RPI Loss:	150	RECORD	PCT. RANK	GAMES	SCHEDULE	OF SCHEDULE	RPI	RPI	RPI	RPI
DIV. I ONLY	2- 9	309	2-8	226	260	306	306	21	21	
DIV. I NON-CONF.	2- 9	309	2-8	229	260	306	306	21	21	
TOTALS	RPI 1-25	RPI 26-50	W-L RECORDS	RPI 51-100	RPI 101-150	RPI 150+				
2- 9	0- 0	0- 1	OVERALL	0- 2	0- 0	2- 6				
1- 4	0- 0	0- 1	HOME	0- 0	0- 0	1- 3				
1- 5	0- 0	0- 0	AWAY	0- 2	0- 0	1- 3				
0- 0	0- 0	0- 0	NEUTRAL	0- 0	0- 0	0- 0				
2- 9	0- 0	0- 1	NON-CONFERENCE	0- 2	0- 0	2- 6				
1- 4	0- 0	0- 1	HOME	0- 0	0- 0	1- 3				
1- 5	0- 0	0- 0	AWAY	0- 2	0- 0	1- 3				
0- 0	0- 0	0- 0	NEUTRAL	0- 0	0- 0	0- 0				
0- 0	0- 0	0- 0	CONFERENCE	0- 0	0- 0	0- 0				
0- 0	0- 0	0- 0	HOME	0- 0	0- 0	0- 0				
0- 0	0- 0	0- 0	AWAY	0- 0	0- 0	0- 0				
0- 0	0- 0	0- 0	NEUTRAL	0- 0	0- 0	0- 0				

RPI 1-25				RPI 26-50				RPI 51-100				RPI 101+ Team's RPI: 306			
RPI	S	Opponent	Score	RPI	S	Opponent	Score	RPI	S	Opponent	Score	RPI	S	Opponent	Score
				33	H	Western Ky.	62 75	52	A	Georgia	60 76	162	H	Gardner-Webb	62 65
								77	A	Alabama	56 111	177	A	Florida	50 71
												185	H	Eastern Ky.	60 61
												196	H	Clemson	61 65
												197	A	Kennesaw St.	64 92
												275	A	Appalachian St.	68 77
												277	H	Ga. Southern	62 52
												349	A	South Carolina St.	66 55
LAST 10 Division I															
				349	A	South Carolina St.	66 55	162	H	Gardner-Webb	62 65				
				275	A	Appalachian St.	68 77	177	A	Florida	50 71				
				185	H	Eastern Ky.	60 61	196	H	Clemson	61 65				
				52	A	Georgia	60 76	277	H	Ga. Southern	62 52				
				77	A	Alabama	56 111	197	A	Kennesaw St.	64 92				

Non-Div I Games: LaGrange 74 47

Mercer

■ Loss,
 ■ Non-Conf,
 ■ S Site,
 ■ H Home
 ■ A Away
 N Neutral

Average RPI Win:	272	WON-LOST	WINNING	LAST 10	STRENGTH OF	OPP. STRENGTH	TEAM	ADJ.	CONF.	ADJ CONF.
Average RPI Loss:	112	RECORD	PCT. RANK	GAMES	SCHEDULE	OF SCHEDULE	RPI	RPI	RPI	RPI
DIV. I ONLY	3- 4	204	3-4	50	336	121	121	30	30	
DIV. I NON-CONF.	3- 4	205	3-4	51	336	121	121	30	30	
TOTALS	RPI 1-25	RPI 26-50	W-L RECORDS	RPI 51-100	RPI 101-150	RPI 150+				
3- 4	0- 0	0- 0	OVERALL	0- 1	0- 3	3- 0				
1- 1	0- 0	0- 0	HOME	0- 0	0- 1	1- 0				
2- 3	0- 0	0- 0	AWAY	0- 1	0- 2	2- 0				
0- 0	0- 0	0- 0	NEUTRAL	0- 0	0- 0	0- 0				
3- 4	0- 0	0- 0	NON-CONFERENCE	0- 1	0- 3	3- 0				
1- 1	0- 0	0- 0	HOME	0- 0	0- 1	1- 0				
2- 3	0- 0	0- 0	AWAY	0- 1	0- 2	2- 0				
0- 0	0- 0	0- 0	NEUTRAL	0- 0	0- 0	0- 0				
0- 0	0- 0	0- 0	CONFERENCE	0- 0	0- 0	0- 0				
0- 0	0- 0	0- 0	HOME	0- 0	0- 0	0- 0				
0- 0	0- 0	0- 0	AWAY	0- 0	0- 0	0- 0				
0- 0	0- 0	0- 0	NEUTRAL	0- 0	0- 0	0- 0				

RPI 1-25				RPI 26-50				RPI 51-100				RPI 101+				Team's RPI: 121	
RPI	S	Opponent	Score	RPI	S	Opponent	Score	RPI	S	Opponent	Score	RPI	S	Opponent	Score		
								85	A	Holy Cross	42	68	103	H	Lehigh	68	72
													118	A	Illinois	72	75
													143	A	Dartmouth	52	57
													174	A	Massachusetts	79	64
													308	A	Brown	72	57
													333	H	New Hampshire	64	54
LAST 10 Division I																	

Non-Div I Games: Eastern Nazarene 82 50 Fisher 81 42

Merrimack

Average RPI Win:	143	WON-LOST	WINNING	LAST 10	STRENGTH OF	OPP. STRENGTH	TEAM	ADJ.	CONF.	ADJ CONF.
Average RPI Loss:	8	RECORD	PCT. RANK	GAMES	SCHEDULE	OF SCHEDULE	RPI	RPI	RPI	RPI
DIV. I ONLY	7- 3	79	7-3	15	90	36	36	3	3	
DIV. I NON-CONF.	7- 3	78	7-3	15	87	37	37	3	3	
<hr/>										
TOTALS	RPI 1-25	RPI 26-50	W-L RECORDS	RPI 51-100	RPI 101-150	RPI 150+				
7- 3	0- 3	0- 0	OVERALL	3- 0	2- 0	2- 0				
6- 2	0- 2	0- 0	HOME	2- 0	2- 0	2- 0				
0- 1	0- 1	0- 0	AWAY	0- 0	0- 0	0- 0				
1- 0	0- 0	0- 0	NEUTRAL	1- 0	0- 0	0- 0				
7- 3	0- 3	0- 0	NON-CONFERENCE	3- 0	2- 0	2- 0				
6- 2	0- 2	0- 0	HOME	2- 0	2- 0	2- 0				
0- 1	0- 1	0- 0	AWAY	0- 0	0- 0	0- 0				
1- 0	0- 0	0- 0	NEUTRAL	1- 0	0- 0	0- 0				
0- 0	0- 0	0- 0	CONFERENCE	0- 0	0- 0	0- 0				
0- 0	0- 0	0- 0	HOME	0- 0	0- 0	0- 0				
0- 0	0- 0	0- 0	AWAY	0- 0	0- 0	0- 0				
0- 0	0- 0	0- 0	NEUTRAL	0- 0	0- 0	0- 0				

RPI 1-25				RPI 26-50		Team's RPI: 36		RPI 51-100				RPI 101+			
RPI	S	Opponent	Score	RPI	S	Opponent	Score	RPI	S	Opponent	Score	RPI	S	Opponent	Score
5	H	Oregon St.	53 75					60	H	IUPUI	74 65	117	H	Binghamton	79 56
9	A	DePaul	83 89					73	H	North Florida	78 55	135	H	Miami (OH)	80 62
10	H	Indiana	45 58					86	N	N.C. A&T	68 67	259	H	Jackson St.	83 68
												273	H	UNC Asheville	75 46
LAST 10 Division I															
273	H	UNC Asheville	75 46	10	H	Indiana	45 58								
117	H	Binghamton	79 56	135	H	Miami (OH)	80 62								
60	H	IUPUI	74 65	5	H	Oregon St.	53 75								
73	H	North Florida	78 55	9	A	DePaul	83 89								
259	H	Jackson St.	83 68	86	N	N.C. A&T	68 67								

Non-Div I Games:

Miami (FL)

■ Loss,
■ Non-Conf,
■ S Site,
■ H Home
■ A Away
N Neutral

Average RPI Win:	263	WON-LOST	WINNING	LAST 10	STRENGTH OF	OPP. STRENGTH	TEAM	ADJ.	CONF.	ADJ CONF.
Average RPI Loss:	80	RECORD	PCT. RANK	GAMES	SCHEDULE	OF SCHEDULE	RPI	RPI	RPI	RPI
DIV. I ONLY	5- 5	162	5-5	233	80	135	135	10	10	
DIV. I NON-CONF.	5- 5	160	5-5	235	79	136	136	10	10	
TOTALS	RPI 1-25	RPI 26-50	W-L RECORDS	RPI 51-100	RPI 101-150	RPI 150+				
5- 5	0- 1	0- 1	OVERALL	0- 1	0- 2	5- 0				
1- 0	0- 0	0- 0	HOME	0- 0	0- 0	1- 0				
3- 4	0- 1	0- 1	AWAY	0- 1	0- 1	3- 0				
1- 1	0- 0	0- 0	NEUTRAL	0- 0	0- 1	1- 0				
5- 5	0- 1	0- 1	NON-CONFERENCE	0- 1	0- 2	5- 0				
1- 0	0- 0	0- 0	HOME	0- 0	0- 0	1- 0				
3- 4	0- 1	0- 1	AWAY	0- 1	0- 1	3- 0				
1- 1	0- 0	0- 0	NEUTRAL	0- 0	0- 1	1- 0				
0- 0	0- 0	0- 0	CONFERENCE	0- 0	0- 0	0- 0				
0- 0	0- 0	0- 0	HOME	0- 0	0- 0	0- 0				
0- 0	0- 0	0- 0	AWAY	0- 0	0- 0	0- 0				
0- 0	0- 0	0- 0	NEUTRAL	0- 0	0- 0	0- 0				

RPI 1-25				RPI 26-50				RPI 51-100				RPI 101+ Team's RPI: 135			
RPI	S	Opponent	Score	RPI	S	Opponent	Score	RPI	S	Opponent	Score	RPI	S	Opponent	Score
9	A	DePaul	79 98	36	A	Miami (FL)	62 80	99	A	Bradley	68 79	125	A	Cincinnati	68 98
												129	N	Liberty	53 65
												185	A	Eastern Ky.	75 57
												225	N	Prairie View	65 52
												276	A	South Alabama	76 73
												305	A	Pittsburgh	80 71
												324	H	UIC	85 35
LAST 10 Division I															
305	A	Pittsburgh	80 71	36	A	Miami (FL)	62 80	129	N	Liberty	53 65	324	H	UIC	85 35
125	A	Cincinnati	68 98	99	A	Bradley	68 79	185	A	Eastern Ky.	75 57				
276	A	South Alabama	76 73												
225	N	Prairie View	65 52												
9	A	DePaul	79 98												

Non-Div I Games:

Miami (OH)

■ Loss,
 ■ Non-Conf,
 ■ S Site,
 ■ H Home
 ■ A Away
 N Neutral

Average RPI Win:	182	WON-LOST	WINNING	LAST 10	STRENGTH OF	OPP. STRENGTH	TEAM	ADJ.	CONF.	ADJ CONF.
Average RPI Loss:	71	RECORD	PCT. RANK	GAMES	SCHEDULE	OF SCHEDULE	RPI	RPI	RPI	RPI
DIV. I ONLY	9- 1	21	9-1	140	115	37	37	2	2	
DIV. I NON-CONF.	9- 1	21	9-1	141	115	38	38	2	2	
TOTALS	RPI 1-25	RPI 26-50	W-L RECORDS	RPI 51-100	RPI 101-150	RPI 150+				
9- 1	0- 0	0- 0	OVERALL	3- 1	1- 0	5- 0				
6- 1	0- 0	0- 0	HOME	2- 1	0- 0	4- 0				
2- 0	0- 0	0- 0	AWAY	0- 0	1- 0	1- 0				
1- 0	0- 0	0- 0	NEUTRAL	1- 0	0- 0	0- 0				
9- 1	0- 0	0- 0	NON-CONFERENCE	3- 1	1- 0	5- 0				
6- 1	0- 0	0- 0	HOME	2- 1	0- 0	4- 0				
2- 0	0- 0	0- 0	AWAY	0- 0	1- 0	1- 0				
1- 0	0- 0	0- 0	NEUTRAL	1- 0	0- 0	0- 0				
0- 0	0- 0	0- 0	CONFERENCE	0- 0	0- 0	0- 0				
0- 0	0- 0	0- 0	HOME	0- 0	0- 0	0- 0				
0- 0	0- 0	0- 0	AWAY	0- 0	0- 0	0- 0				
0- 0	0- 0	0- 0	NEUTRAL	0- 0	0- 0	0- 0				

RPI 1-25				RPI 26-50				Team's RPI: 37				RPI 51-100				RPI 101+			
RPI	S	Opponent	Score	RPI	S	Opponent	Score	RPI	S	Opponent	Score	RPI	S	Opponent	Score	RPI	S	Opponent	Score
												70	N	Kent St.	88 53	111	A	Akron	80 71
												71	H	Notre Dame	72 76	190	A	Eastern Mich.	57 38
												91	H	Syracuse	84 76	261	H	Morgan St.	80 48
												99	H	Bradley	77 57	268	H	Oakland	79 64
																274	H	Western Mich.	76 55
																275	H	Appalachian St.	62 35
LAST 10 Division I																			
				275	H	Appalachian St.	62 35					91	H	Syracuse	84 76				
				268	H	Oakland	79 64					261	H	Morgan St.	80 48				
				70	N	Kent St.	88 53					190	A	Eastern Mich.	57 38				
				99	H	Bradley	77 57					71	H	Notre Dame	72 76				
				274	H	Western Mich.	76 55					111	A	Akron	80 71				

Non-Div I Games:

Michigan

Average RPI Win:	241	WON-LOST	WINNING	LAST 10	STRENGTH OF	OPP. STRENGTH	TEAM	ADJ.	CONF.	ADJ CONF.
Average RPI Loss:	44	RECORD	PCT. RANK	GAMES	SCHEDULE	OF SCHEDULE	RPI	RPI	RPI	RPI
DIV. I ONLY	7- 3	79	7-3	257	55	127	127	2	2	
DIV. I NON-CONF.	7- 3	78	7-3	259	55	128	128	2	2	
TOTALS	RPI 1-25	RPI 26-50	W-L RECORDS	RPI 51-100	RPI 101-150	RPI 150+				
7- 3	0- 1	0- 1	OVERALL	1- 1	0- 0	6- 0				
5- 0	0- 0	0- 0	HOME	0- 0	0- 0	5- 0				
1- 1	0- 1	0- 0	AWAY	1- 0	0- 0	0- 0				
1- 2	0- 0	0- 1	NEUTRAL	0- 1	0- 0	1- 0				
7- 3	0- 1	0- 1	NON-CONFERENCE	1- 1	0- 0	6- 0				
5- 0	0- 0	0- 0	HOME	0- 0	0- 0	5- 0				
1- 1	0- 1	0- 0	AWAY	1- 0	0- 0	0- 0				
1- 2	0- 0	0- 1	NEUTRAL	0- 1	0- 0	1- 0				
0- 0	0- 0	0- 0	CONFERENCE	0- 0	0- 0	0- 0				
0- 0	0- 0	0- 0	HOME	0- 0	0- 0	0- 0				
0- 0	0- 0	0- 0	AWAY	0- 0	0- 0	0- 0				
0- 0	0- 0	0- 0	NEUTRAL	0- 0	0- 0	0- 0				

RPI 1-25				RPI 26-50				RPI 51-100				RPI 101+				Team's RPI: 127	
RPI	S	Opponent	Score	RPI	S	Opponent	Score	RPI	S	Opponent	Score	RPI	S	Opponent	Score		
15	A	Florida St.	68 78	26	N	LSU	56 58	71	A	Notre Dame	72 69	190	H	Eastern Mich.	85 50		
								91	N	Syracuse	63 77	231	N	Kansas St.	65 60		
												268	H	Oakland	76 56		
												301	H	Hartford	79 34		
												302	H	Morehead St.	93 48		
												323	H	Detroit Mercy	110 52		
LAST 10 Division I																	
				91	N	Syracuse	63 77	15	A	Florida St.	68 78						
				302	H	Morehead St.	93 48	231	N	Kansas St.	65 60						
				71	A	Notre Dame	72 69	26	N	LSU	56 58						
				323	H	Detroit Mercy	110 52	301	H	Hartford	79 34						
				190	H	Eastern Mich.	85 50	268	H	Oakland	76 56						

Non-Div I Games:

Michigan St.

■ Loss,
 ■ Non-Conf,
 S Site,
 ■ Home
 ■ Away
 N Neutral

Middle Tenn.

Through Games Of Dec. 20, 2019

Average RPI Win:	193	WON-LOST	WINNING	LAST 10	STRENGTH OF	OPP. STRENGTH	TEAM	ADJ.	CONF.	ADJ CONF.
Average RPI Loss:	51	RECORD	PCT. RANK	GAMES	SCHEDULE	OF SCHEDULE	RPI	RPI	RPI	RPI
DIV. I ONLY	7- 4	99	6-4	76	109	80	80	14	14	
DIV. I NON-CONF.	7- 4	99	6-4	75	109	79	79	14	14	
TOTALS	RPI 1-25	RPI 26-50	W-L RECORDS	RPI 51-100	RPI 101-150	RPI 150+				
7- 4	0- 1	0- 1	OVERALL	1- 1	1- 1	5- 0				
4- 1	0- 0	0- 1	HOME	1- 0	0- 0	3- 0				
2- 1	0- 0	0- 0	AWAY	0- 0	0- 1	2- 0				
1- 2	0- 1	0- 0	NEUTRAL	0- 1	1- 0	0- 0				
7- 4	0- 1	0- 1	NON-CONFERENCE	1- 1	1- 1	5- 0				
4- 1	0- 0	0- 1	HOME	1- 0	0- 0	3- 0				
2- 1	0- 0	0- 0	AWAY	0- 0	0- 1	2- 0				
1- 2	0- 1	0- 0	NEUTRAL	0- 1	1- 0	0- 0				
0- 0	0- 0	0- 0	CONFERENCE	0- 0	0- 0	0- 0				
0- 0	0- 0	0- 0	HOME	0- 0	0- 0	0- 0				
0- 0	0- 0	0- 0	AWAY	0- 0	0- 0	0- 0				
0- 0	0- 0	0- 0	NEUTRAL	0- 0	0- 0	0- 0				

RPI 1-25				RPI 26-50				RPI 51-100				RPI 101+			
RPI	S	Opponent	Score	RPI	S	Opponent	Score	RPI	S	Opponent	Score	RPI	S	Opponent	Score
6	N	Gonzaga	50 62	40	H	Kentucky	52 67	54	N	Arizona St.	60 61	102	A	Belmont	57 68
								84	H	Furman	78 62	105	N	Auburn	73 50
												188	A	Tulane	64 62
												189	H	VCU	86 63
												235	H	Tennessee Tech	64 58
												236	A	East Carolina	68 66
												313	H	Lipscomb	70 49
LAST 10 Division I															
189	H	VCU	86 63	313	H	Lipscomb	70 49								
102	A	Belmont	57 68	54	N	Arizona St.	60 61								
235	H	Tennessee Tech	64 58	6	N	Gonzaga	50 62								
188	A	Tulane	64 62	105	N	Auburn	73 50								
40	H	Kentucky	52 67	84	H	Furman	78 62								

Non-Div I Games:

Middle Tenn.

■ Loss,
 ■ Non-Conf, S Site,
 ■ Home
 ■ Away
 N Neutral

Average RPI Win:	225	WON-LOST	WINNING	LAST 10	STRENGTH OF	OPP. STRENGTH	TEAM	ADJ.	CONF.	ADJ CONF.
Average RPI Loss:	67	RECORD	PCT. RANK	GAMES	SCHEDULE	OF SCHEDULE	RPI	RPI	RPI	RPI
DIV. I ONLY	2- 7	285	2-7	40	43	193	193	16	16	
DIV. I NON-CONF.	2- 7	284	2-7	40	43	192	192	16	16	
TOTALS	RPI 1-25	RPI 26-50	W-L RECORDS	RPI 51-100	RPI 101-150	RPI 150+				
2- 7	0- 2	0- 2	OVERALL	0- 1	0- 1	2- 1				
2- 2	0- 0	0- 1	HOME	0- 0	0- 1	2- 0				
0- 5	0- 2	0- 1	AWAY	0- 1	0- 0	0- 1				
0- 0	0- 0	0- 0	NEUTRAL	0- 0	0- 0	0- 0				
2- 7	0- 2	0- 2	NON-CONFERENCE	0- 1	0- 1	2- 1				
2- 2	0- 0	0- 1	HOME	0- 0	0- 1	2- 0				
0- 5	0- 2	0- 1	AWAY	0- 1	0- 0	0- 1				
0- 0	0- 0	0- 0	NEUTRAL	0- 0	0- 0	0- 0				
0- 0	0- 0	0- 0	CONFERENCE	0- 0	0- 0	0- 0				
0- 0	0- 0	0- 0	HOME	0- 0	0- 0	0- 0				
0- 0	0- 0	0- 0	AWAY	0- 0	0- 0	0- 0				
0- 0	0- 0	0- 0	NEUTRAL	0- 0	0- 0	0- 0				

RPI 1-25				RPI 26-50				RPI 51-100				RPI 101+ Team's RPI: 193			
RPI	S	Opponent	Score	RPI	S	Opponent	Score	RPI	S	Opponent	Score	RPI	S	Opponent	Score
9	A	DePaul	65 94	45	A	Minnesota	61 77	83	A	Wisconsin	40 71	109	H	Bowling Green	51 63
18	A	Purdue	55 68	49	H	Marquette	56 78					153	A	Columbia	46 74
												159	H	Northern Ill.	78 65
												290	H	Ark.-Pine Bluff	69 55
LAST 10 Division I															
109	H	Bowling Green	51 63	159	H	Northern Ill.	78 65								
49	H	Marquette	56 78	153	A	Columbia	46 74								
45	A	Minnesota	61 77	9	A	DePaul	65 94								
18	A	Purdue	55 68	290	H	Ark.-Pine Bluff	69 55								
				83	A	Wisconsin	40 71								

Non-Div I Games: Wis.-Parkside 84 77

Milwaukee

Loss, Non-Conf, S Site, H Home A Away N Neutral

Minnesota

Through Games Of Dec. 20, 2019

Average RPI Win:	185	WON-LOST	WINNING	LAST 10	STRENGTH OF	OPP. STRENGTH	TEAM	ADJ.	CONF.	ADJ CONF.
Average RPI Loss:	3	RECORD	PCT. RANK	GAMES	SCHEDULE	OF SCHEDULE	RPI	RPI	RPI	RPI
DIV. I ONLY	9- 1	21	9-1	202	25	45	45	2	2	
DIV. I NON-CONF.	9- 1	21	9-1	203	25	46	46	2	2	
TOTALS	RPI 1-25	RPI 26-50	W-L RECORDS	RPI 51-100	RPI 101-150	RPI 150+				
9- 1	0- 1	0- 0	OVERALL	2- 0	1- 0	6- 0				
6- 1	0- 1	0- 0	HOME	1- 0	0- 0	5- 0				
3- 0	0- 0	0- 0	AWAY	1- 0	1- 0	1- 0				
0- 0	0- 0	0- 0	NEUTRAL	0- 0	0- 0	0- 0				
9- 1	0- 1	0- 0	NON-CONFERENCE	2- 0	1- 0	6- 0				
6- 1	0- 1	0- 0	HOME	1- 0	0- 0	5- 0				
3- 0	0- 0	0- 0	AWAY	1- 0	1- 0	1- 0				
0- 0	0- 0	0- 0	NEUTRAL	0- 0	0- 0	0- 0				
0- 0	0- 0	0- 0	CONFERENCE	0- 0	0- 0	0- 0				
0- 0	0- 0	0- 0	HOME	0- 0	0- 0	0- 0				
0- 0	0- 0	0- 0	AWAY	0- 0	0- 0	0- 0				
0- 0	0- 0	0- 0	NEUTRAL	0- 0	0- 0	0- 0				

RPI 1-25				RPI 26-50		Team's RPI: 45		RPI 51-100				RPI 101+			
RPI	S	Opponent	Score	RPI	S	Opponent	Score	RPI	S	Opponent	Score	RPI	S	Opponent	Score
3	H	Missouri St.	69 77					54	H	Arizona St.	80 66	106	A	George Washington	83 50
								71	A	Notre Dame	75 67	156	H	Montana St.	71 60
												193	H	Milwaukee	77 61
												237	A	American	70 53
												256	H	Vermont	90 58
												278	H	UC Davis	76 67
												311	H	Bryant	101 56
LAST 10 Division I															
278	H	UC Davis	76 67	71	A	Notre Dame	75 67	311	H	Bryant	101 56				
106	A	George Washington	83 50					156	H	Montana St.	71 60				
237	A	American	70 53					54	H	Arizona St.	80 66				
256	H	Vermont	90 58					193	H	Milwaukee	77 61				
3	H	Missouri St.	69 77												

Non-Div I Games:

Minnesota

■ Loss,
■ Non-Conf, S Site,
■ Home
■ Away
N Neutral

Average RPI Win:	140	WON-LOST	WINNING	LAST 10	STRENGTH OF	OPP. STRENGTH	TEAM	ADJ.	CONF.	ADJ CONF.
Average RPI Loss:	35	RECORD	PCT. RANK	GAMES	SCHEDULE	OF SCHEDULE	RPI	RPI	RPI	RPI
DIV. I ONLY	10- 2	36	8-2	13	160	13	13	4	4	
DIV. I NON-CONF.	10- 2	36	8-2	13	162	13	13	4	4	
TOTALS	RPI 1-25	RPI 26-50	W-L RECORDS	RPI 51-100	RPI 101-150	RPI 150+				
10- 2	0- 1	2- 0	OVERALL	1- 1	3- 0	4- 0				
4- 1	0- 0	1- 0	HOME	0- 1	1- 0	2- 0				
3- 0	0- 0	1- 0	AWAY	0- 0	0- 0	2- 0				
3- 1	0- 1	0- 0	NEUTRAL	1- 0	2- 0	0- 0				
10- 2	0- 1	2- 0	NON-CONFERENCE	1- 1	3- 0	4- 0				
4- 1	0- 0	1- 0	HOME	0- 1	1- 0	2- 0				
3- 0	0- 0	1- 0	AWAY	0- 0	0- 0	2- 0				
3- 1	0- 1	0- 0	NEUTRAL	1- 0	2- 0	0- 0				
0- 0	0- 0	0- 0	CONFERENCE	0- 0	0- 0	0- 0				
0- 0	0- 0	0- 0	HOME	0- 0	0- 0	0- 0				
0- 0	0- 0	0- 0	AWAY	0- 0	0- 0	0- 0				
0- 0	0- 0	0- 0	NEUTRAL	0- 0	0- 0	0- 0				

RPI 1-25				RPI 26-50				RPI 51-100				RPI 101+			
RPI	S	Opponent	Score	RPI	S	Opponent	Score	RPI	S	Opponent	Score	RPI	S	Opponent	Score
2	N	Stanford	62 67	49	A	Marquette	74 68	67	H	West Virginia	65 71	123	N	South Fla.	86 61
				50	H	Troy	122 82	95	N	Green Bay	83 58	126	N	San Francisco	73 38
												131	H	UT Martin	82 46
												173	A	Louisiana	64 48
												182	H	Murray St.	124 43
												213	H	Southern Miss.	91 58
												259	A	Jackson St.	92 53
LAST 10 Division I															
123	N	South Fla.	86 61	2	N	Stanford	62 67	95	N	Green Bay	83 58	126	N	San Francisco	73 38
173	A	Louisiana	64 48	67	H	West Virginia	65 71	49	A	Marquette	74 68	259	A	Jackson St.	92 53
50	H	Troy	122 82												
182	H	Murray St.	124 43												

Non-Div I Games:

Mississippi St.

Average RPI Win:	348	WON-LOST	WINNING	LAST 10	STRENGTH OF	OPP. STRENGTH	TEAM	ADJ.	CONF.	ADJ CONF.
Average RPI Loss:	208	RECORD	PCT. RANK	GAMES	SCHEDULE	OF SCHEDULE	RPI	RPI	RPI	RPI
DIV. I ONLY	1- 9	328	1-9	239	338	336	336	27	27	
DIV. I NON-CONF.	1- 9	328	1-9	241	339	336	336	27	27	
TOTALS	RPI 1-25	RPI 26-50	W-L RECORDS	RPI 51-100	RPI 101-150	RPI 150+				
1- 9	0- 0	0- 0	OVERALL	0- 1	0- 1	1- 7				
1- 2	0- 0	0- 0	HOME	0- 1	0- 0	1- 1				
0- 6	0- 0	0- 0	AWAY	0- 0	0- 1	0- 5				
0- 1	0- 0	0- 0	NEUTRAL	0- 0	0- 0	0- 1				
1- 9	0- 0	0- 0	NON-CONFERENCE	0- 1	0- 1	1- 7				
1- 2	0- 0	0- 0	HOME	0- 1	0- 0	1- 1				
0- 6	0- 0	0- 0	AWAY	0- 0	0- 1	0- 5				
0- 1	0- 0	0- 0	NEUTRAL	0- 0	0- 0	0- 1				
0- 0	0- 0	0- 0	CONFERENCE	0- 0	0- 0	0- 0				
0- 0	0- 0	0- 0	HOME	0- 0	0- 0	0- 0				
0- 0	0- 0	0- 0	AWAY	0- 0	0- 0	0- 0				
0- 0	0- 0	0- 0	NEUTRAL	0- 0	0- 0	0- 0				

RPI 1-25				RPI 26-50				RPI 51-100				RPI 101+				Team's RPI: 336	
RPI	S	Opponent	Score	RPI	S	Opponent	Score	RPI	S	Opponent	Score	RPI	S	Opponent	Score		
								75	H	Austin Peay	82	100	148	A	Memphis	54	91
													182	H	Murray St.	66	72
													187	A	Wyoming	22	95
													213	A	Southern Miss.	80	84
													224	A	North Ala.	60	86
													260	N	Omaha	70	78
													289	A	Colorado St.	46	65
													297	A	Ole Miss	53	72
													348	H	Florida A&M	71	70
LAST 10 Division I																	
				148	A	Memphis	54	91		348	H	Florida A&M	71	70			
				289	A	Colorado St.	46	65		260	N	Omaha	70	78			
				187	A	Wyoming	22	95		213	A	Southern Miss.	80	84			
				224	A	North Ala.	60	86		75	H	Austin Peay	82	100			
				297	A	Ole Miss	53	72		182	H	Murray St.	66	72			

Non-Div I Games:

Mississippi Val.

Average RPI Win:	168	WON-LOST	WINNING	LAST 10	STRENGTH OF	OPP. STRENGTH	TEAM	ADJ.	CONF.	ADJ CONF.
Average RPI Loss:	84	RECORD	PCT. RANK	GAMES	SCHEDULE	OF SCHEDULE	RPI	RPI	RPI	RPI
DIV. I ONLY	3- 10	284	2-8	16	92	175	175	4	4	
DIV. I NON-CONF.	3- 10	283	2-8	16	90	175	175	4	4	
TOTALS	RPI 1-25	RPI 26-50	W-L RECORDS	RPI 51-100	RPI 101-150	RPI 150+				
3- 10	0- 3	1- 1	OVERALL	0- 3	0- 1	2- 2				
3- 4	0- 1	1- 1	HOME	0- 1	0- 1	2- 0				
0- 4	0- 2	0- 0	AWAY	0- 1	0- 0	0- 1				
0- 2	0- 0	0- 0	NEUTRAL	0- 1	0- 0	0- 1				
3- 10	0- 3	1- 1	NON-CONFERENCE	0- 3	0- 1	2- 2				
3- 4	0- 1	1- 1	HOME	0- 1	0- 1	2- 0				
0- 4	0- 2	0- 0	AWAY	0- 1	0- 0	0- 1				
0- 2	0- 0	0- 0	NEUTRAL	0- 1	0- 0	0- 1				
0- 0	0- 0	0- 0	CONFERENCE	0- 0	0- 0	0- 0				
0- 0	0- 0	0- 0	HOME	0- 0	0- 0	0- 0				
0- 0	0- 0	0- 0	AWAY	0- 0	0- 0	0- 0				
0- 0	0- 0	0- 0	NEUTRAL	0- 0	0- 0	0- 0				

RPI 1-25				RPI 26-50				RPI 51-100				RPI 101+ Team's RPI: 175			
RPI	S	Opponent	Score	RPI	S	Opponent	Score	RPI	S	Opponent	Score	RPI	S	Opponent	Score
3	A	Missouri St.	72 79	30	H	Saint Louis	83 58	92	N	North Carolina	69 82	118	H	Illinois	51 58
12	H	Princeton	33 68	47	H	UNI	73 78	95	A	Green Bay	64 72	164	N	New Mexico	68 71
23	A	South Dakota	56 72					96	H	Nebraska	85 90	192	A	UMKC	56 59
												223	H	Western Ill.	97 89
												251	H	SIUE	68 51
LAST 10 Division I															
118	H	Illinois	51 58	192	A	UMKC	56 59								
12	H	Princeton	33 68	30	H	Saint Louis	83 58								
3	A	Missouri St.	72 79	92	N	North Carolina	69 82								
23	A	South Dakota	56 72	164	N	New Mexico	68 71								
95	A	Green Bay	64 72	251	H	SIUE	68 51								

Non-Div I Games:

Missouri

■ Loss,
 ■ Non-Conf,
 ■ S Site,
 ■ H Home
 ■ A Away
 N Neutral

Average RPI Win:	117	WON-LOST	WINNING	LAST 10	STRENGTH OF	OPP. STRENGTH	TEAM	ADJ.	CONF.	ADJ CONF.
Average RPI Loss:	6	RECORD	PCT. RANK	GAMES	SCHEDULE	OF SCHEDULE	RPI	RPI	RPI	RPI
DIV. I ONLY	9- 2	40	8-2	2	76	3	3	7	7	
DIV. I NON-CONF.	9- 2	40	8-2	2	76	3	3	7	7	
TOTALS	RPI 1-25	RPI 26-50	W-L RECORDS	RPI 51-100	RPI 101-150	RPI 150+				
9- 2	1- 2	2- 0	OVERALL	1- 0	2- 0	3- 0				
5- 0	0- 0	0- 0	HOME	0- 0	2- 0	3- 0				
4- 2	1- 2	2- 0	AWAY	1- 0	0- 0	0- 0				
0- 0	0- 0	0- 0	NEUTRAL	0- 0	0- 0	0- 0				
9- 2	1- 2	2- 0	NON-CONFERENCE	1- 0	2- 0	3- 0				
5- 0	0- 0	0- 0	HOME	0- 0	2- 0	3- 0				
4- 2	1- 2	2- 0	AWAY	1- 0	0- 0	0- 0				
0- 0	0- 0	0- 0	NEUTRAL	0- 0	0- 0	0- 0				
0- 0	0- 0	0- 0	CONFERENCE	0- 0	0- 0	0- 0				
0- 0	0- 0	0- 0	HOME	0- 0	0- 0	0- 0				
0- 0	0- 0	0- 0	AWAY	0- 0	0- 0	0- 0				
0- 0	0- 0	0- 0	NEUTRAL	0- 0	0- 0	0- 0				

RPI 1-25				Team's RPI: 3		RPI 26-50				RPI 51-100				RPI 101+					
RPI	S	Opponent	Score		RPI	S	Opponent	Score		RPI	S	Opponent	Score		RPI	S	Opponent	Score	
5	A	Oregon St.	69	80	35	A	Oklahoma	96	90	74	A	Boise St.	72	69	128	H	Santa Clara	71	64
6	A	Gonzaga	52	64	45	A	Minnesota	77	69						130	H	Wichita St.	68	55
23	A	South Dakota	74	66											175	H	Missouri	79	72
															192	H	UMKC	83	58
															249	H	A&M-Corpus Christi	79	51
LAST 10 Division I																			
		6	A	Gonzaga	52	64			192	H	UMKC	83	58						
		175	H	Missouri	79	72			23	A	South Dakota	74	66						
		130	H	Wichita St.	68	55			128	H	Santa Clara	71	64						
		74	A	Boise St.	72	69			5	A	Oregon St.	69	80						
		249	H	A&M-Corpus Christi	79	51			35	A	Oklahoma	96	90						

Non-Div I Games:

Missouri St.

Average RPI Win:	269	WON-LOST	WINNING	LAST 10	STRENGTH OF	OPP. STRENGTH	TEAM	ADJ.	CONF.	ADJ CONF.
Average RPI Loss:	123	RECORD	PCT. RANK	GAMES	SCHEDULE	OF SCHEDULE	RPI	RPI	RPI	RPI
DIV. I ONLY	3- 6	235	3-6	105	244	209	209	24	24	
DIV. I NON-CONF.	2- 6	274	2-6	77	253	216	216	23	23	
TOTALS	RPI 1-25	RPI 26-50	W-L RECORDS	RPI 51-100	RPI 101-150	RPI 150+				
3- 6	0- 1	0- 0	OVERALL	0- 2	0- 1	3- 2				
2- 1	0- 0	0- 0	HOME	0- 1	0- 0	2- 0				
0- 5	0- 1	0- 0	AWAY	0- 1	0- 1	0- 2				
1- 0	0- 0	0- 0	NEUTRAL	0- 0	0- 0	1- 0				
2- 6	0- 1	0- 0	NON-CONFERENCE	0- 2	0- 1	2- 2				
1- 1	0- 0	0- 0	HOME	0- 1	0- 0	1- 0				
0- 5	0- 1	0- 0	AWAY	0- 1	0- 1	0- 2				
1- 0	0- 0	0- 0	NEUTRAL	0- 0	0- 0	1- 0				
1- 0	0- 0	0- 0	CONFERENCE	0- 0	0- 0	1- 0				
1- 0	0- 0	0- 0	HOME	0- 0	0- 0	1- 0				
0- 0	0- 0	0- 0	AWAY	0- 0	0- 0	0- 0				
0- 0	0- 0	0- 0	NEUTRAL	0- 0	0- 0	0- 0				

RPI 1-25				RPI 26-50				RPI 51-100				RPI 101+ Team's RPI: 209			
RPI	S	Opponent	Score	RPI	S	Opponent	Score	RPI	S	Opponent	Score	RPI	S	Opponent	Score
12	A	Princeton	40 52					58	H	Providence	52 68	107	A	Bucknell	37 71
								61	A	Arizona	34 86	220	A	San Diego	49 57
												229	H	Lafayette	52 44
												254	H	Manhattan	62 60
												282	A	Loyola Maryland	48 64
												325	N	Purdue Fort Wayne	60 46
LAST 10 Division I															
282	A	Loyola Maryland	48 64	61	A	Arizona	34 86	325	N	Purdue Fort Wayne	60 46	220	A	San Diego	49 57
254	H	Manhattan	62 60	12	A	Princeton	40 52	107	A	Bucknell	37 71	58	H	Providence	52 68
229	H	Lafayette	52 44												

Non-Div I Games:

Monmouth

■ Loss,
 ■ Non-Conf,
 S Site,
 ■ Home
 ■ Away
 N Neutral

Montana

Through Games Of Dec. 20, 2019

Average RPI Win:	275	WON-LOST	WINNING	LAST 10	STRENGTH OF	OPP. STRENGTH	TEAM	ADJ.	CONF.	ADJ CONF.
Average RPI Loss:	94	RECORD	PCT. RANK	GAMES	SCHEDULE	OF SCHEDULE	RPI	RPI	RPI	RPI
DIV. I ONLY	3- 4	204	3-4	70	323	166	166	19	19	
DIV. I NON-CONF.	3- 4	205	3-4	70	321	166	166	19	19	
TOTALS	RPI 1-25	RPI 26-50	W-L RECORDS	RPI 51-100	RPI 101-150	RPI 150+				
3- 4	0- 1	0- 0	OVERALL	0- 1	0- 1	3- 1				
1- 2	0- 0	0- 0	HOME	0- 1	0- 0	1- 1				
2- 1	0- 1	0- 0	AWAY	0- 0	0- 0	2- 0				
0- 1	0- 0	0- 0	NEUTRAL	0- 0	0- 1	0- 0				
3- 4	0- 1	0- 0	NON-CONFERENCE	0- 1	0- 1	3- 1				
1- 2	0- 0	0- 0	HOME	0- 1	0- 0	1- 1				
2- 1	0- 1	0- 0	AWAY	0- 0	0- 0	2- 0				
0- 1	0- 0	0- 0	NEUTRAL	0- 0	0- 1	0- 0				
0- 0	0- 0	0- 0	CONFERENCE	0- 0	0- 0	0- 0				
0- 0	0- 0	0- 0	HOME	0- 0	0- 0	0- 0				
0- 0	0- 0	0- 0	AWAY	0- 0	0- 0	0- 0				
0- 0	0- 0	0- 0	NEUTRAL	0- 0	0- 0	0- 0				

RPI 1-25			RPI 26-50			RPI 51-100			RPI 101+			Team's RPI: 166
RPI	S	Opponent	Score	RPI	S	Opponent	Score	RPI	S	Opponent	Score	
23	A	South Dakota	64 96					61	H	Arizona	42 77	
								128	N	Santa Clara	58 68	
								165	H	Fresno St.	63 76	
								206	A	Cal St. Fullerton	71 69	
								271	H	Grand Canyon	72 67	
								347	A	Utah Valley	63 52	
LAST 10 Division I												
23	A	South Dakota	64 96	61	H	Arizona	42 77					
347	A	Utah Valley	63 52	271	H	Grand Canyon	72 67					
206	A	Cal St. Fullerton	71 69	165	H	Fresno St.	63 76					
128	N	Santa Clara	58 68									

Non-Div I Games: Mont. St.-Northern 98 45 Mont. St. Billings 70 53

Montana

Loss, Non-Conf, S Site, H Home A Away N Neutral

Average RPI Win: 305		WON-LOST	WINNING	LAST 10	STRENGTH OF	OPP. STRENGTH	TEAM	ADJ.	CONF.	ADJ CONF.
Average RPI Loss: 78		RECORD	PCT. RANK	GAMES	SCHEDULE	OF SCHEDULE	RPI	RPI	RPI	RPI
DIV. I ONLY		2- 4	235	2-4	42	259	156	156	19	19
DIV. I NON-CONF.		2- 4	234	2-4	42	259	155	155	19	19
TOTALS	RPI 1-25		RPI 26-50		W-L RECORDS		RPI 51-100		RPI 101-150	RPI 150+
2- 4	0- 1		0- 1		OVERALL		0- 0		0- 2	2- 0
1- 1	0- 1		0- 0		HOME		0- 0		0- 0	1- 0
1- 2	0- 0		0- 1		AWAY		0- 0		0- 1	1- 0
0- 1	0- 0		0- 0		NEUTRAL		0- 0		0- 1	0- 0
2- 4	0- 1		0- 1		NON-CONFERENCE		0- 0		0- 2	2- 0
1- 1	0- 1		0- 0		HOME		0- 0		0- 0	1- 0
1- 2	0- 0		0- 1		AWAY		0- 0		0- 1	1- 0
0- 1	0- 0		0- 0		NEUTRAL		0- 0		0- 1	0- 0
0- 0	0- 0		0- 0		CONFERENCE		0- 0		0- 0	0- 0
0- 0	0- 0		0- 0		HOME		0- 0		0- 0	0- 0
0- 0	0- 0		0- 0		AWAY		0- 0		0- 0	0- 0
0- 0	0- 0		0- 0		NEUTRAL		0- 0		0- 0	0- 0

RPI 1-25					
RPI	S	Opponent	Score		
6	H	Gonzaga	55	70	
RPI 26-50					
RPI	S	Opponent	Score		
45	A	Minnesota	60	71	
RPI 51-100					
RPI	S	Opponent	Score		
RPI 101+					
RPI	S	Opponent	Score		
130	N	Wichita St.	64	66	
132	A	South Dakota St.	50	60	
278	H	UC Davis	77	65	
332	A	Seattle U	73	65	

Non-Div I Games:	Carroll (MT)	67	33	Mont. St.-Northern	93	34
------------------	--------------	----	----	--------------------	----	----

Montana St.

■ Loss, ■ Non-Conf, S Site, H Home A Away N Neutral

Average RPI Win:	241	WON-LOST	WINNING	LAST 10	STRENGTH OF	OPP. STRENGTH	TEAM	ADJ.	CONF.	ADJ CONF.
Average RPI Loss:	124	RECORD	PCT. RANK	GAMES	SCHEDULE	OF SCHEDULE	RPI	RPI	RPI	RPI
DIV. I ONLY	2- 7	285	2-7	214	171	302	302	20	20	
DIV. I NON-CONF.	2- 7	284	2-7	216	173	301	301	20	20	
TOTALS	RPI 1-25	RPI 26-50	W-L RECORDS	RPI 51-100	RPI 101-150	RPI 150+				
2- 7	0- 0	0- 1	OVERALL	0- 1	0- 4	2- 1				
2- 2	0- 0	0- 0	HOME	0- 1	0- 0	2- 1				
0- 5	0- 0	0- 1	AWAY	0- 0	0- 4	0- 0				
0- 0	0- 0	0- 0	NEUTRAL	0- 0	0- 0	0- 0				
2- 7	0- 0	0- 1	NON-CONFERENCE	0- 1	0- 4	2- 1				
2- 2	0- 0	0- 0	HOME	0- 1	0- 0	2- 1				
0- 5	0- 0	0- 1	AWAY	0- 0	0- 4	0- 0				
0- 0	0- 0	0- 0	NEUTRAL	0- 0	0- 0	0- 0				
0- 0	0- 0	0- 0	CONFERENCE	0- 0	0- 0	0- 0				
0- 0	0- 0	0- 0	HOME	0- 0	0- 0	0- 0				
0- 0	0- 0	0- 0	AWAY	0- 0	0- 0	0- 0				
0- 0	0- 0	0- 0	NEUTRAL	0- 0	0- 0	0- 0				

RPI 1-25			RPI 26-50			RPI 51-100			RPI 101+			Team's RPI: 302
RPI	S	Opponent	Score	RPI	S	Opponent	Score	RPI	S	Opponent	Score	
40	A	Kentucky	54 79	86	H	N.C. A&T	56 74	109	A	Bowling Green	65 79	
								127	A	Michigan St.	48 93	
								136	A	Valparaiso	53 55	
								137	A	Dayton	41 58	
								201	H	Saint Francis (PA)	65 54	
								233	H	Stetson	55 58	
								281	H	Radford	73 62	
LAST 10 Division I												
136	A	Valparaiso	53 55	127	A	Michigan St.	48 93					
201	H	Saint Francis (PA)	65 54	137	A	Dayton	41 58					
233	H	Stetson	55 58	281	H	Radford	73 62					
109	A	Bowling Green	65 79	86	H	N.C. A&T	56 74					
				40	A	Kentucky	54 79					

Average RPI Win: 244	WON-LOST	WINNING	LAST 10	STRENGTH OF	OPP. STRENGTH	TEAM	ADJ.	CONF.	ADJ CONF.
Average RPI Loss: 192	RECORD	PCT. RANK	GAMES	SCHEDULE	OF SCHEDULE	RPI	RPI	RPI	RPI
DIV. I ONLY	2- 8	301	2-8	115	347	261	261	31	31
DIV. I NON-CONF.	2- 8	300	2-8	113	347	263	263	31	31
TOTALS	RPI 1-25	RPI 26-50	W-L RECORDS	RPI 51-100	RPI 101-150	RPI 150+			
2- 8	0- 0	0- 2	OVERALL	0- 1	0- 1	2- 4			
1- 0	0- 0	0- 0	HOME	0- 0	0- 0	1- 0			
1- 7	0- 0	0- 2	AWAY	0- 1	0- 0	1- 4			
0- 1	0- 0	0- 0	NEUTRAL	0- 0	0- 1	0- 0			
2- 8	0- 0	0- 2	NON-CONFERENCE	0- 1	0- 1	2- 4			
1- 0	0- 0	0- 0	HOME	0- 0	0- 0	1- 0			
1- 7	0- 0	0- 2	AWAY	0- 1	0- 0	1- 4			
0- 1	0- 0	0- 0	NEUTRAL	0- 0	0- 1	0- 0			
0- 0	0- 0	0- 0	CONFERENCE	0- 0	0- 0	0- 0			
0- 0	0- 0	0- 0	HOME	0- 0	0- 0	0- 0			
0- 0	0- 0	0- 0	AWAY	0- 0	0- 0	0- 0			
0- 0	0- 0	0- 0	NEUTRAL	0- 0	0- 0	0- 0			

RPI S	Opponent	Score	RPI S	Opponent	Score	RPI S	Opponent	Score	RPI S	Opponent	Score	Team's RPI: 261
37	A Michigan	48 80	96	A Nebraska	55 78	120	N Stony Brook	56 63				
49	A Marquette	48 70				180	H Texas St.	72 62				
						260	A Omaha	64 70				
						307	A Marshall	57 52				
						317	A Saint Peter's	77 78				
						327	A UMBC	63 65				
						331	A Hofstra	39 51				
LAST 10 Division I												
120	N Stony Brook	56 63	327	A UMBC	63 65							
180	H Texas St.	72 62	331	A Hofstra	39 51							
260	A Omaha	64 70	37	A Michigan	48 80							
96	A Nebraska	55 78	317	A Saint Peter's	77 78							
49	A Marquette	48 70	307	A Marshall	57 52							

Non-Div I Games: Washington Adventis84 52 Notre Dame (MD) 113 34

Morgan St.

■ Loss,
 ■ Non-Conf,
 ■ S Site,
 ■ Home
 ■ A Away
 N Neutral

Mt. St. Mary's

Through Games Of Dec. 20, 2019

Average RPI Win:	242	WON-LOST	WINNING	LAST 10	STRENGTH OF	OPP. STRENGTH	TEAM	ADJ.	CONF.	ADJ CONF.
Average RPI Loss:	148	RECORD	PCT. RANK	GAMES	SCHEDULE	OF SCHEDULE	RPI	RPI	RPI	RPI
DIV. I ONLY	4- 6	211	4-6	270	157	246	246	30	30	
DIV. I NON-CONF.	4- 6	211	4-6	270	158	246	246	30	30	
TOTALS	RPI 1-25	RPI 26-50	W-L RECORDS	RPI 51-100	RPI 101-150	RPI 150+				
4- 6	0- 1	0- 1	OVERALL	1- 0	0- 1	3- 3				
2- 1	0- 0	0- 0	HOME	0- 0	0- 1	2- 0				
1- 4	0- 1	0- 1	AWAY	0- 0	0- 0	1- 2				
1- 1	0- 0	0- 0	NEUTRAL	1- 0	0- 0	0- 1				
4- 6	0- 1	0- 1	NON-CONFERENCE	1- 0	0- 1	3- 3				
2- 1	0- 0	0- 0	HOME	0- 0	0- 1	2- 0				
1- 4	0- 1	0- 1	AWAY	0- 0	0- 0	1- 2				
1- 1	0- 0	0- 0	NEUTRAL	1- 0	0- 0	0- 1				
0- 0	0- 0	0- 0	CONFERENCE	0- 0	0- 0	0- 0				
0- 0	0- 0	0- 0	HOME	0- 0	0- 0	0- 0				
0- 0	0- 0	0- 0	AWAY	0- 0	0- 0	0- 0				
0- 0	0- 0	0- 0	NEUTRAL	0- 0	0- 0	0- 0				

RPI 1-25				RPI 26-50				RPI 51-100				RPI 101+ Team's RPI: 246			
RPI	S	Opponent	Score	RPI	S	Opponent	Score	RPI	S	Opponent	Score	RPI	S	Opponent	Score
10	A	Indiana	52 75	40	A	Kentucky	44 67	76	N	Richmond	75 67	103	H	Lehigh	65 66
												186	N	Hampton	60 68
												264	A	Towson	57 73
												281	A	Radford	75 58
												282	H	Loyola Maryland	81 75
												287	A	UMES	76 78
												327	H	UMBC	71 61
LAST 10 Division I															
		76 N Richmond	75 67			287 A UMES	76 78								
		186 N Hampton	60 68			103 H Lehigh	65 66								
		264 A Towson	57 73			282 H Loyola Maryland	81 75								
		10 A Indiana	52 75			281 A Radford	75 58								
		40 A Kentucky	44 67			327 H UMBC	71 61								

Non-Div I Games: Frostburg St. 94 40

Mt. St. Mary's

Loss, Non-Conf, S Site, H Home A Away N Neutral

Average RPI Win:	301	WON-LOST	WINNING	LAST 10	STRENGTH OF	OPP. STRENGTH	TEAM	ADJ.	CONF.	ADJ CONF.
Average RPI Loss:	64	RECORD	PCT. RANK	GAMES	SCHEDULE	OF SCHEDULE	RPI	RPI	RPI	RPI
DIV. I ONLY	5- 4	143	5-4	295	88	182	182	20	20	
DIV. I NON-CONF.	5- 4	141	5-4	297	85	182	182	20	20	
TOTALS	RPI 1-25	RPI 26-50	W-L RECORDS	RPI 51-100	RPI 101-150	RPI 150+				
5- 4	0- 2	0- 0	OVERALL	0- 1	0- 0	5- 1				
2- 1	0- 0	0- 0	HOME	0- 0	0- 0	2- 1				
3- 3	0- 2	0- 0	AWAY	0- 1	0- 0	3- 0				
0- 0	0- 0	0- 0	NEUTRAL	0- 0	0- 0	0- 0				
5- 4	0- 2	0- 0	NON-CONFERENCE	0- 1	0- 0	5- 1				
2- 1	0- 0	0- 0	HOME	0- 0	0- 0	2- 1				
3- 3	0- 2	0- 0	AWAY	0- 1	0- 0	3- 0				
0- 0	0- 0	0- 0	NEUTRAL	0- 0	0- 0	0- 0				
0- 0	0- 0	0- 0	CONFERENCE	0- 0	0- 0	0- 0				
0- 0	0- 0	0- 0	HOME	0- 0	0- 0	0- 0				
0- 0	0- 0	0- 0	AWAY	0- 0	0- 0	0- 0				
0- 0	0- 0	0- 0	NEUTRAL	0- 0	0- 0	0- 0				

RPI	S	Opponent	Score	RPI	S	Opponent	Score	RPI	S	Opponent	Score	RPI	S	Opponent	Score	Team's RPI: 182
4	A	Louisville	40 76					82	A	Southern Ill.	66 76	158	H	Samford	56 84	
13	A	Mississippi St.	43 124									253	H	Arkansas St.	77 62	
												270	H	Indiana St.	70 62	
												313	A	Lipscomb	67 57	
												335	A	Evansville	61 59	
												336	A	Mississippi Val.	72 66	
LAST 10 Division I																
158	H	Samford	56 84	270	H	Indiana St.	70 62									
82	A	Southern Ill.	66 76	335	A	Evansville	61 59									
336	A	Mississippi Val.	72 66	253	H	Arkansas St.	77 62									
4	A	Louisville	40 76	313	A	Lipscomb	67 57									
				13	A	Mississippi St.	43 124									

Non-Div I Games: Christian Bros. 95 59

Murray St.

Average RPI Win:	224	WON-LOST	WINNING	LAST 10	STRENGTH OF	OPP. STRENGTH	TEAM	ADJ.	CONF.	ADJ CONF.
Average RPI Loss:	57	RECORD	PCT. RANK	GAMES	SCHEDULE	OF SCHEDULE	RPI	RPI	RPI	RPI
DIV. I ONLY	5- 4	143	5-4	141	50	86	86	31	31	
DIV. I NON-CONF.	5- 4	141	5-4	142	50	86	86	31	31	
TOTALS	RPI 1-25	RPI 26-50	W-L RECORDS	RPI 51-100	RPI 101-150	RPI 150+				
5- 4	0- 0	0- 2	OVERALL	0- 1	1- 1	4- 0				
2- 0	0- 0	0- 0	HOME	0- 0	1- 0	1- 0				
2- 3	0- 0	0- 1	AWAY	0- 1	0- 1	2- 0				
1- 1	0- 0	0- 1	NEUTRAL	0- 0	0- 0	1- 0				
5- 4	0- 0	0- 2	NON-CONFERENCE	0- 1	1- 1	4- 0				
2- 0	0- 0	0- 0	HOME	0- 0	1- 0	1- 0				
2- 3	0- 0	0- 1	AWAY	0- 1	0- 1	2- 0				
1- 1	0- 0	0- 1	NEUTRAL	0- 0	0- 0	1- 0				
0- 0	0- 0	0- 0	CONFERENCE	0- 0	0- 0	0- 0				
0- 0	0- 0	0- 0	HOME	0- 0	0- 0	0- 0				
0- 0	0- 0	0- 0	AWAY	0- 0	0- 0	0- 0				
0- 0	0- 0	0- 0	NEUTRAL	0- 0	0- 0	0- 0				

RPI 1-25				RPI 26-50				RPI 51-100				Team's RPI: 86		RPI 101+			
RPI	S	Opponent	Score	RPI	S	Opponent	Score	RPI	S	Opponent	Score			RPI	S	Opponent	Score
				27	A	NC State	44 80	52	A	Georgia	54 72			111	A	Akron	52 64
				36	N	Miami (FL)	67 68							122	H	UNC Greensboro	57 48
														196	A	Clemson	82 74
														248	H	ETSU	80 69
														253	N	Arkansas St.	55 50
														302	A	Morehead St.	74 56
LAST 10 Division I																	
				196	A	Clemson	82 74	302	A	Morehead St.	74 56						
				111	A	Akron	52 64	253	N	Arkansas St.	55 50						
				122	H	UNC Greensboro	57 48	36	N	Miami (FL)	67 68						
				27	A	NC State	44 80	248	H	ETSU	80 69						
								52	A	Georgia	54 72						

Non-Div I Games: Saint Augustine's 75 44 Johnson & Wales (NC121 61

N.C. A&T

Loss, Non-Conf, S Site, H Home A Away N Neutral

N.C. Central

Through Games Of Dec. 20, 2019

Average RPI Win:	184	WON-LOST	WINNING	LAST 10	STRENGTH OF	OPP. STRENGTH	TEAM	ADJ.	CONF.	ADJ CONF.
Average RPI Loss:	189	RECORD	PCT. RANK	GAMES	SCHEDULE	OF SCHEDULE	RPI	RPI	RPI	RPI
DIV. I ONLY	1- 9	328	1-9	168	313	320	320	31	31	
DIV. I NON-CONF.	1- 9	328	1-9	171	312	319	319	31	31	
TOTALS	RPI 1-25	RPI 26-50	W-L RECORDS	RPI 51-100	RPI 101-150	RPI 150+				
1- 9	0- 1	0- 0	OVERALL	0- 3	0- 0	1- 5				
1- 3	0- 0	0- 0	HOME	0- 0	0- 0	1- 3				
0- 5	0- 1	0- 0	AWAY	0- 3	0- 0	0- 1				
0- 1	0- 0	0- 0	NEUTRAL	0- 0	0- 0	0- 1				
1- 9	0- 1	0- 0	NON-CONFERENCE	0- 3	0- 0	1- 5				
1- 3	0- 0	0- 0	HOME	0- 0	0- 0	1- 3				
0- 5	0- 1	0- 0	AWAY	0- 3	0- 0	0- 1				
0- 1	0- 0	0- 0	NEUTRAL	0- 0	0- 0	0- 1				
0- 0	0- 0	0- 0	CONFERENCE	0- 0	0- 0	0- 0				
0- 0	0- 0	0- 0	HOME	0- 0	0- 0	0- 0				
0- 0	0- 0	0- 0	AWAY	0- 0	0- 0	0- 0				
0- 0	0- 0	0- 0	NEUTRAL	0- 0	0- 0	0- 0				

RPI 1-25				RPI 26-50				RPI 51-100				RPI 101+ Team's RPI: 320			
RPI	S	Opponent	Score	RPI	S	Opponent	Score	RPI	S	Opponent	Score	RPI	S	Opponent	Score
19	A	Iowa	50 102					51	A	California	69 90	184	H	Campbell	67 64
								89	A	CSU Bakersfield	71 80	219	N	Penn St.	68 92
								92	A	North Carolina	53 92	299	H	High Point	58 78
												300	A	Col. of Charleston	78 85
												314	H	Winthrop	46 56
												316	H	FIU	58 59
LAST 10 Division I															
19	A	Iowa	50 102	219	N	Penn St.	68 92								
92	A	North Carolina	53 92	51	A	California	69 90								
316	H	FIU	58 59	299	H	High Point	58 78								
89	A	CSU Bakersfield	71 80	184	H	Campbell	67 64								
314	H	Winthrop	46 56	300	A	Col. of Charleston	78 85								

Non-Div I Games: Washington Adventis83 48

N.C. Central

Loss, Non-Conf, S Site, H Home A Away N Neutral

N
C
S
t
a
t
e

NC State				Through Games Of Dec. 20, 2019						
Average RPI Win:	170	WON-LOST	WINNING	LAST 10	STRENGTH OF	OPP. STRENGTH	TEAM	ADJ.	CONF.	ADJ CONF.
Average RPI Loss:	0	RECORD	PCT. RANK	GAMES	SCHEDULE	OF SCHEDULE	RPI	RPI	RPI	RPI
DIV. I ONLY	11- 0	1	10-0	225	35	27	27	3	3	
DIV. I NON-CONF.	11- 0	1	10-0	228	35	27	27	3	3	
TOTALS	RPI 1-25	RPI 26-50	W-L RECORDS	RPI 51-100	RPI 101-150	RPI 150+				
11- 0	0- 0	1- 0	OVERALL	1- 0	3- 0	6- 0				
7- 0	0- 0	1- 0	HOME	1- 0	1- 0	4- 0				
2- 0	0- 0	0- 0	AWAY	0- 0	1- 0	1- 0				
2- 0	0- 0	0- 0	NEUTRAL	0- 0	1- 0	1- 0				
11- 0	0- 0	1- 0	NON-CONFERENCE	1- 0	3- 0	6- 0				
7- 0	0- 0	1- 0	HOME	1- 0	1- 0	4- 0				
2- 0	0- 0	0- 0	AWAY	0- 0	1- 0	1- 0				
2- 0	0- 0	0- 0	NEUTRAL	0- 0	1- 0	1- 0				
0- 0	0- 0	0- 0	CONFERENCE	0- 0	0- 0	0- 0				
0- 0	0- 0	0- 0	HOME	0- 0	0- 0	0- 0				
0- 0	0- 0	0- 0	AWAY	0- 0	0- 0	0- 0				
0- 0	0- 0	0- 0	NEUTRAL	0- 0	0- 0	0- 0				

N
C
S
t
a
t
e

RPI 1-25				RPI 26-50				Team's RPI: 27				RPI 51-100				RPI 101+			
RPI	S	Opponent	Score	RPI	S	Opponent	Score	RPI	S	Opponent	Score	RPI	S	Opponent	Score	RPI	S	Opponent	Score
				48	H	Maryland	66 59					86	H	N.C. A&T	80 44	119	N	Texas	84 73
																134	A	Hawaii	68 59
																141	H	Lamar University	81 40
																179	A	Saint Mary's (CA)	87 70
																183	H	Elon	62 49
																207	N	North Texas	76 65
																239	H	Maine	62 34
																242	H	Chattanooga	74 38
																292	H	UNCW	80 40
LAST 10 Division I																			
				242	H	Chattanooga	74 38			134	A	Hawaii	68 59						
				183	H	Elon	62 49			119	N	Texas	84 73						
				48	H	Maryland	66 59			179	A	Saint Mary's (CA)	87 70						
				207	N	North Texas	76 65			239	H	Maine	62 34						
				292	H	UNCW	80 40			141	H	Lamar University	81 40						

Non-Div I Games:

NC State

Average RPI Win:	291	WON-LOST	WINNING	LAST 10	STRENGTH OF	OPP. STRENGTH	TEAM	ADJ.	CONF.	ADJ CONF.
Average RPI Loss:	183	RECORD	PCT. RANK	GAMES	SCHEDULE	OF SCHEDULE	RPI	RPI	RPI	RPI
DIV. I ONLY	3- 8	262	3-7	274	291	309	309	15	15	
DIV. I NON-CONF.	3- 8	263	3-7	274	291	310	310	15	15	
TOTALS	RPI 1-25	RPI 26-50	W-L RECORDS	RPI 51-100	RPI 101-150	RPI 150+				
3- 8	0- 0	0- 1	OVERALL	0- 2	0- 0	3- 5				
2- 3	0- 0	0- 0	HOME	0- 2	0- 0	2- 1				
1- 5	0- 0	0- 1	AWAY	0- 0	0- 0	1- 4				
0- 0	0- 0	0- 0	NEUTRAL	0- 0	0- 0	0- 0				
3- 8	0- 0	0- 1	NON-CONFERENCE	0- 2	0- 0	3- 5				
2- 3	0- 0	0- 0	HOME	0- 2	0- 0	2- 1				
1- 5	0- 0	0- 1	AWAY	0- 0	0- 0	1- 4				
0- 0	0- 0	0- 0	NEUTRAL	0- 0	0- 0	0- 0				
0- 0	0- 0	0- 0	CONFERENCE	0- 0	0- 0	0- 0				
0- 0	0- 0	0- 0	HOME	0- 0	0- 0	0- 0				
0- 0	0- 0	0- 0	AWAY	0- 0	0- 0	0- 0				
0- 0	0- 0	0- 0	NEUTRAL	0- 0	0- 0	0- 0				

RPI S	Opponent	Score	RPI S	Opponent	Score	RPI S	Opponent	Score	RPI S	Opponent	Score	Team's RPI: 309
32	A Colorado	57 80	66	H Colgate	52 79	167	A Cornell	44 68	208	A Wagner	59 61	
			81	H Penn	51 85	255	H St. Francis Brooklyn	88 69	256	A Vermont	59 65	
						301	A Hartford	61 52	315	A Air Force	48 68	
						317	H Saint Peter's	76 73	339	H Fairleigh Dickinson	59 68	
LAST 10 Division I												
256	A Vermont	59 65	255	H St. Francis Brooklyn	88 69	208	A Wagner	59 61				
339	H Fairleigh Dickinson	59 68	167	A Cornell	44 68	81	H Penn	51 85				
301	A Hartford	61 52	32	A Colorado	57 80							
317	H Saint Peter's	76 73										
315	A Air Force	48 68										

Non-Div I Games:

NJIT

Average RPI Win:	215	WON-LOST	WINNING	LAST 10	STRENGTH OF	OPP. STRENGTH	TEAM	ADJ.	CONF.	ADJ CONF.
Average RPI Loss:	191	RECORD	PCT. RANK	GAMES	SCHEDULE	OF SCHEDULE	RPI	RPI	RPI	RPI
DIV. I ONLY	4- 5	191	4-5	272	205	243	243	13	13	
DIV. I NON-CONF.	4- 5	192	4-5	272	209	242	242	13	13	
TOTALS	RPI 1-25	RPI 26-50	W-L RECORDS	RPI 51-100	RPI 101-150	RPI 150+				
4- 5	0- 0	0- 0	OVERALL	0- 1	1- 0	3- 4				
3- 1	0- 0	0- 0	HOME	0- 0	1- 0	2- 1				
1- 4	0- 0	0- 0	AWAY	0- 1	0- 0	1- 3				
0- 0	0- 0	0- 0	NEUTRAL	0- 0	0- 0	0- 0				
4- 5	0- 0	0- 0	NON-CONFERENCE	0- 1	1- 0	3- 4				
3- 1	0- 0	0- 0	HOME	0- 0	1- 0	2- 1				
1- 4	0- 0	0- 0	AWAY	0- 1	0- 0	1- 3				
0- 0	0- 0	0- 0	NEUTRAL	0- 0	0- 0	0- 0				
0- 0	0- 0	0- 0	CONFERENCE	0- 0	0- 0	0- 0				
0- 0	0- 0	0- 0	HOME	0- 0	0- 0	0- 0				
0- 0	0- 0	0- 0	AWAY	0- 0	0- 0	0- 0				
0- 0	0- 0	0- 0	NEUTRAL	0- 0	0- 0	0- 0				

RPI 1-25			RPI 26-50			RPI 51-100			RPI 101+			Team's RPI: 243
RPI	S	Opponent	Score	RPI	S	Opponent	Score	RPI	S	Opponent	Score	
						92	A North Carolina	40	80	150	H La Salle	61 46
										152	H George Mason	58 67
										196	A Clemson	65 52
										197	H Kennesaw St.	82 62
										217	A Fairfield	52 66
										239	A Maine	41 46
										256	A Vermont	56 64
										315	H Air Force	67 59
LAST 10 Division I												
						152	H George Mason	58	67	315	H Air Force	67 59
						217	A Fairfield	52	66	239	A Maine	41 46
						150	H La Salle	61	46	256	A Vermont	56 64
						197	H Kennesaw St.	82	62	92	A North Carolina	40 80
										196	A Clemson	65 52

Non-Div I Games: Stevenson 70 36

Navy

Nebraska

Through Games Of Dec. 20, 2019

Average RPI Win:	194	WON-LOST	WINNING	LAST 10	STRENGTH OF	OPP. STRENGTH	TEAM	ADJ.	CONF.	ADJ CONF.
Average RPI Loss:	11	RECORD	PCT. RANK	GAMES	SCHEDULE	OF SCHEDULE	RPI	RPI	RPI	RPI
DIV. I ONLY	9- 1	21	9-1	302	8	96	96	2	2	
DIV. I NON-CONF.	9- 1	21	9-1	303	8	96	96	2	2	
TOTALS	RPI 1-25	RPI 26-50	W-L RECORDS	RPI 51-100	RPI 101-150	RPI 150+				
9- 1	1- 1	0- 0	OVERALL	0- 0	1- 0	7- 0				
6- 1	1- 1	0- 0	HOME	0- 0	0- 0	5- 0				
1- 0	0- 0	0- 0	AWAY	0- 0	0- 0	1- 0				
2- 0	0- 0	0- 0	NEUTRAL	0- 0	1- 0	1- 0				
9- 1	1- 1	0- 0	NON-CONFERENCE	0- 0	1- 0	7- 0				
6- 1	1- 1	0- 0	HOME	0- 0	0- 0	5- 0				
1- 0	0- 0	0- 0	AWAY	0- 0	0- 0	1- 0				
2- 0	0- 0	0- 0	NEUTRAL	0- 0	1- 0	1- 0				
0- 0	0- 0	0- 0	CONFERENCE	0- 0	0- 0	0- 0				
0- 0	0- 0	0- 0	HOME	0- 0	0- 0	0- 0				
0- 0	0- 0	0- 0	AWAY	0- 0	0- 0	0- 0				
0- 0	0- 0	0- 0	NEUTRAL	0- 0	0- 0	0- 0				

RPI 1-25				RPI 26-50				RPI 51-100 Team's RPI: 96				RPI 101+			
RPI	S	Opponent	Score	RPI	S	Opponent	Score	RPI	S	Opponent	Score	RPI	S	Opponent	Score
11	H	Creighton	74 79									104	N	Southern California	67 54
24	H	Duke	83 79									175	A	Missouri	90 85
												210	H	Alabama A&M	68 46
												215	H	Oral Roberts	77 67
												222	H	Southern U.	73 39
												251	H	SIUE	63 49
												261	H	Morgan St.	78 55
												283	N	Sacred Heart	72 49
LAST 10 Division I															
215	H	Oral Roberts	77 67	222	H	Southern U.	73 39								
24	H	Duke	83 79	251	H	SIUE	63 49								
283	N	Sacred Heart	72 49	261	H	Morgan St.	78 55								
104	N	Southern California	67 54	175	A	Missouri	90 85								
11	H	Creighton	74 79	210	H	Alabama A&M	68 46								

Non-Div I Games:

Nebraska

■ Loss,
■ Non-Conf, S Site,
■ Home
■ Away
N Neutral

Average RPI Win:	304	WON-LOST	WINNING	LAST 10	STRENGTH OF	OPP. STRENGTH	TEAM	ADJ.	CONF.	ADJ CONF.
Average RPI Loss:	181	RECORD	PCT. RANK	GAMES	SCHEDULE	OF SCHEDULE	RPI	RPI	RPI	RPI
DIV. I ONLY	4- 5	191	4-5	338	326	318	318	23	23	
DIV. I NON-CONF.	4- 4	160	4-4	322	328	293	293	24	24	
TOTALS	RPI 1-25	RPI 26-50	W-L RECORDS	RPI 51-100	RPI 101-150	RPI 150+				
4- 5	0- 0	0- 0	OVERALL	0- 0	0- 3	4- 2				
3- 2	0- 0	0- 0	HOME	0- 0	0- 1	3- 1				
1- 3	0- 0	0- 0	AWAY	0- 0	0- 2	1- 1				
0- 0	0- 0	0- 0	NEUTRAL	0- 0	0- 0	0- 0				
4- 4	0- 0	0- 0	NON-CONFERENCE	0- 0	0- 3	4- 1				
3- 1	0- 0	0- 0	HOME	0- 0	0- 1	3- 0				
1- 3	0- 0	0- 0	AWAY	0- 0	0- 2	1- 1				
0- 0	0- 0	0- 0	NEUTRAL	0- 0	0- 0	0- 0				
0- 1	0- 0	0- 0	CONFERENCE	0- 0	0- 0	0- 1				
0- 1	0- 0	0- 0	HOME	0- 0	0- 0	0- 1				
0- 0	0- 0	0- 0	AWAY	0- 0	0- 0	0- 0				
0- 0	0- 0	0- 0	NEUTRAL	0- 0	0- 0	0- 0				

RPI 1-25			RPI 26-50			RPI 51-100			RPI 101+			Team's RPI: 318
RPI	S	Opponent	Score	RPI	S	Opponent	Score	RPI	S	Opponent	Score	
								104	A	Southern California	47	50
								144	A	Portland St.	75	80
								149	H	SFA	65	80
								179	H	Saint Mary's (CA)	78	72
								195	A	Utah	62	68
								315	H	Air Force	61	68
								343	H	Chicago St.	80	60
								346	H	Sacramento St.	83	72
								347	A	Utah Valley	60	57
LAST 10 Division I												
								104	A	Southern California	47	50
								144	A	Portland St.	75	80
								195	A	Utah	62	68
								347	A	Utah Valley	60	57
								315	H	Air Force	61	68
								346	H	Sacramento St.	83	72
								149	H	SFA	65	80
								179	H	Saint Mary's (CA)	78	72
								343	H	Chicago St.	80	60

Non-Div I Games: Stanislaus St. 80 62

Nevada

Average RPI Win: 325		WON-LOST	WINNING	LAST 10	STRENGTH OF	OPP. STRENGTH	TEAM	ADJ.	CONF.	ADJ CONF.
Average RPI Loss: 185		RECORD	PCT. RANK	GAMES	SCHEDULE	OF SCHEDULE	RPI	RPI	RPI	RPI
DIV. I ONLY		2- 7	285	2-7	323	233	333	333	28	28
DIV. I NON-CONF.		2- 7	284	2-7	324	234	332	332	28	28
TOTALS	RPI 1-25	RPI 26-50		W-L RECORDS		RPI 51-100	RPI 101-150	RPI 150+		
2- 7	0- 0	0- 1		OVERALL		0- 0	0- 2	2- 4		
1- 3	0- 0	0- 0		HOME		0- 0	0- 0	1- 3		
1- 4	0- 0	0- 1		AWAY		0- 0	0- 2	1- 1		
0- 0	0- 0	0- 0		NEUTRAL		0- 0	0- 0	0- 0		
2- 7	0- 0	0- 1		NON-CONFERENCE		0- 0	0- 2	2- 4		
1- 3	0- 0	0- 0		HOME		0- 0	0- 0	1- 3		
1- 4	0- 0	0- 1		AWAY		0- 0	0- 2	1- 1		
0- 0	0- 0	0- 0		NEUTRAL		0- 0	0- 0	0- 0		
0- 0	0- 0	0- 0		CONFERENCE		0- 0	0- 0	0- 0		
0- 0	0- 0	0- 0		HOME		0- 0	0- 0	0- 0		
0- 0	0- 0	0- 0		AWAY		0- 0	0- 0	0- 0		
0- 0	0- 0	0- 0		NEUTRAL		0- 0	0- 0	0- 0		

[illegible]

Non-Div I Games:	Wheaton (MA)	89	44
------------------	--------------	----	----

New Hampshire

■ Loss, ■ Non-Conf, S Site, H Home A Away N Neutral

New Mexico

Through Games Of Dec. 20, 2019

Average RPI Win:	208	WON-LOST	WINNING	LAST 10	STRENGTH OF	OPP. STRENGTH	TEAM	ADJ.	CONF.	ADJ CONF.
Average RPI Loss:	120	RECORD	PCT. RANK	GAMES	SCHEDULE	OF SCHEDULE	RPI	RPI	RPI	RPI
DIV. I ONLY	8- 6	138	4-6	180	151	164	164	23	23	
DIV. I NON-CONF.	8- 4	86	4-4	191	152	127	127	24	24	
TOTALS	RPI 1-25	RPI 26-50	W-L RECORDS	RPI 51-100	RPI 101-150	RPI 150+				
8- 6	0- 0	0- 0	OVERALL	1- 4	1- 0	6- 2				
5- 3	0- 0	0- 0	HOME	1- 1	1- 0	3- 2				
2- 2	0- 0	0- 0	AWAY	0- 2	0- 0	2- 0				
1- 1	0- 0	0- 0	NEUTRAL	0- 1	0- 0	1- 0				
8- 4	0- 0	0- 0	NON-CONFERENCE	1- 3	1- 0	6- 1				
5- 2	0- 0	0- 0	HOME	1- 1	1- 0	3- 1				
2- 1	0- 0	0- 0	AWAY	0- 1	0- 0	2- 0				
1- 1	0- 0	0- 0	NEUTRAL	0- 1	0- 0	1- 0				
0- 2	0- 0	0- 0	CONFERENCE	0- 1	0- 0	0- 1				
0- 1	0- 0	0- 0	HOME	0- 0	0- 0	0- 1				
0- 1	0- 0	0- 0	AWAY	0- 1	0- 0	0- 0				
0- 0	0- 0	0- 0	NEUTRAL	0- 0	0- 0	0- 0				

RPI 1-25			RPI 26-50			RPI 51-100			RPI 101+			Team's RPI: 164
RPI	S	Opponent	Score	RPI	S	Opponent	Score	RPI	S	Opponent	Score	
						54 A Arizona St.	47 84	108 H Houston			81 71	
						58 H Providence	86 68	175 N Missouri			71 68	
						67 N West Virginia	60 73	187 H Wyoming			66 73	
						68 H Ball St.	57 70	212 H Northern Ariz.			83 76	
						74 A Boise St.	82 83	216 A UTEP			93 78	
								252 H UC Riverside			80 70	
								269 H LMU (CA)			72 73	
								321 A New Mexico St.			86 67	
								321 H New Mexico St.			107 53	
LAST 10 Division I												
						58 H Providence	86 68	68 H Ball St.			57 70	
						321 H New Mexico St.	107 53	269 H LMU (CA)			72 73	
						54 A Arizona St.	47 84	67 N West Virginia			60 73	
						187 H Wyoming	66 73	175 N Missouri			71 68	
						74 A Boise St.	82 83	216 A UTEP			93 78	

Non-Div I Games: Northern N.M. 92 44

New Mexico

Loss, Non-Conf, S Site, H Home A Away N Neutral

New Mexico St.

Through Games Of Dec. 20, 2019

Average RPI Win:	262	WON-LOST	WINNING	LAST 10	STRENGTH OF	OPP. STRENGTH	TEAM	ADJ.	CONF.	ADJ CONF.
Average RPI Loss:	216	RECORD	PCT. RANK	GAMES	SCHEDULE	OF SCHEDULE	RPI	RPI	RPI	RPI
DIV. I ONLY	2- 9	309	2-8	243	314	321	321	32	32	
DIV. I NON-CONF.	2- 9	309	2-8	246	313	320	320	32	32	
TOTALS	RPI 1-25	RPI 26-50	W-L RECORDS	RPI 51-100	RPI 101-150	RPI 150+				
2- 9	0- 0	0- 0	OVERALL	0- 1	0- 0	2- 8				
1- 5	0- 0	0- 0	HOME	0- 1	0- 0	1- 4				
1- 2	0- 0	0- 0	AWAY	0- 0	0- 0	1- 2				
0- 2	0- 0	0- 0	NEUTRAL	0- 0	0- 0	0- 2				
2- 9	0- 0	0- 0	NON-CONFERENCE	0- 1	0- 0	2- 8				
1- 5	0- 0	0- 0	HOME	0- 1	0- 0	1- 4				
1- 2	0- 0	0- 0	AWAY	0- 0	0- 0	1- 2				
0- 2	0- 0	0- 0	NEUTRAL	0- 0	0- 0	0- 2				
0- 0	0- 0	0- 0	CONFERENCE	0- 0	0- 0	0- 0				
0- 0	0- 0	0- 0	HOME	0- 0	0- 0	0- 0				
0- 0	0- 0	0- 0	AWAY	0- 0	0- 0	0- 0				
0- 0	0- 0	0- 0	NEUTRAL	0- 0	0- 0	0- 0				

RPI 1-25				RPI 26-50				RPI 51-100				RPI 101+				Team's RPI: 321
RPI	S	Opponent	Score	RPI	S	Opponent	Score	RPI	S	Opponent	Score	RPI	S	Opponent	Score	
								54	H	Arizona St.	47 70	164	A	New Mexico	53 107	
												164	H	New Mexico	67 86	
												216	A	UTEP	45 65	
												216	H	UTEP	57 63	
												252	H	UC Riverside	58 60	
												258	A	Denver	78 75	
												265	H	Weber St.	77 47	
												274	N	Western Mich.	76 79	
												295	H	Pepperdine	69 72	
												312	N	Georgia St.	51 59	
LAST 10 Division I																
				265	H	Weber St.	77 47					54	H	Arizona St.	47 70	
				274	N	Western Mich.	76 79					164	A	New Mexico	53 107	
				312	N	Georgia St.	51 59					164	H	New Mexico	67 86	
				216	A	UTEP	45 65					216	H	UTEP	57 63	
				295	H	Pepperdine	69 72					258	A	Denver	78 75	

Non-Div I Games: Western N.M. 75 56

New Mexico St.

Loss, Non-Conf, S Site, H Home A Away N Neutral

New Orleans

Through Games Of Dec. 20, 2019

Average RPI Win:	297	WON-LOST	WINNING	LAST 10	STRENGTH OF	OPP. STRENGTH	TEAM	ADJ.	CONF.	ADJ CONF.
Average RPI Loss:	97	RECORD	PCT. RANK	GAMES	SCHEDULE	OF SCHEDULE	RPI	RPI	RPI	RPI
DIV. I ONLY	1- 6	314	1-6	7	317	147	147	26	26	
DIV. I NON-CONF.	1- 5	312	1-5	9	310	142	142	26	26	
TOTALS	RPI 1-25	RPI 26-50	W-L RECORDS	RPI 51-100	RPI 101-150	RPI 150+				
1- 6	0- 0	0- 2	OVERALL	0- 1	0- 1	1- 2				
0- 1	0- 0	0- 0	HOME	0- 0	0- 0	0- 1				
1- 5	0- 0	0- 2	AWAY	0- 1	0- 1	1- 1				
0- 0	0- 0	0- 0	NEUTRAL	0- 0	0- 0	0- 0				
1- 5	0- 0	0- 2	NON-CONFERENCE	0- 0	0- 1	1- 2				
0- 1	0- 0	0- 0	HOME	0- 0	0- 0	0- 1				
1- 4	0- 0	0- 2	AWAY	0- 0	0- 1	1- 1				
0- 0	0- 0	0- 0	NEUTRAL	0- 0	0- 0	0- 0				
0- 1	0- 0	0- 0	CONFERENCE	0- 1	0- 0	0- 0				
0- 0	0- 0	0- 0	HOME	0- 0	0- 0	0- 0				
0- 1	0- 0	0- 0	AWAY	0- 1	0- 0	0- 0				
0- 0	0- 0	0- 0	NEUTRAL	0- 0	0- 0	0- 0				

RPI S	Opponent	Score	RPI S	Opponent	Score	RPI S	Opponent	Score	RPI S	Opponent	Score	Team's RPI: 147
26	A LSU	49 83	53	A Abilene Christian	62 76	116	A Iowa St.	53 71				
34	A Arkansas	52 82				173	H Louisiana	60 65				
						180	A Texas St.	49 51				
						297	A Ole Miss	69 64				
LAST 10 Division I												
180	A Texas St.	49 51	53	A Abilene Christian	62 76							
173	H Louisiana	60 65	116	A Iowa St.	53 71							
297	A Ole Miss	69 64										
34	A Arkansas	52 82										
26	A LSU	49 83										

Non-Div I Games: Pensacola Christian91 31 Tougaloo 91 69

New Orleans

Loss, Non-Conf, S Site, H Home A Away N Neutral

Niagara

Through Games Of Dec. 20, 2019

Average RPI Win: 299	WON-LOST	WINNING	LAST 10	STRENGTH OF	OPP. STRENGTH	TEAM	ADJ.	CONF.	ADJ CONF.
Average RPI Loss: 132	RECORD	PCT. RANK	GAMES	SCHEDULE	OF SCHEDULE	RPI	RPI	RPI	RPI
DIV. I ONLY	2- 7	285	2-7	112	280	238	238	24	24
DIV. I NON-CONF.	2- 7	284	2-7	110	281	237	237	23	23
TOTALS	RPI 1-25	RPI 26-50	W-L RECORDS	RPI 51-100	RPI 101-150	RPI 150+			
2- 7	0- 0	0- 1	OVERALL	0- 2	0- 1	2- 3			
1- 1	0- 0	0- 0	HOME	0- 1	0- 0	1- 0			
1- 6	0- 0	0- 1	AWAY	0- 1	0- 1	1- 3			
0- 0	0- 0	0- 0	NEUTRAL	0- 0	0- 0	0- 0			
2- 7	0- 0	0- 1	NON-CONFERENCE	0- 2	0- 1	2- 3			
1- 1	0- 0	0- 0	HOME	0- 1	0- 0	1- 0			
1- 6	0- 0	0- 1	AWAY	0- 1	0- 1	1- 3			
0- 0	0- 0	0- 0	NEUTRAL	0- 0	0- 0	0- 0			
0- 0	0- 0	0- 0	CONFERENCE	0- 0	0- 0	0- 0			
0- 0	0- 0	0- 0	HOME	0- 0	0- 0	0- 0			
0- 0	0- 0	0- 0	AWAY	0- 0	0- 0	0- 0			
0- 0	0- 0	0- 0	NEUTRAL	0- 0	0- 0	0- 0			

RPI 1-25				RPI 26-50				RPI 51-100				RPI 101+				Team's RPI: 238	
RPI	S	Opponent	Score	RPI	S	Opponent	Score	RPI	S	Opponent	Score	RPI	S	Opponent	Score		
				41	A	Rutgers	37 87	66	A	Colgate	72 85	117	A	Binghamton	55 74		
								78	H	Buffalo	67 81	167	A	Cornell	59 82		
												198	A	Howard	42 91		
												257	A	St. Bonaventure	67 71		
												268	H	Oakland	77 63		
												330	A	Coppin St.	82 67		
LAST 10 Division I																	
				117	A	Binghamton	55 74	330	A	Coppin St.	82 67						
				41	A	Rutgers	37 87	198	A	Howard	42 91						
				78	H	Buffalo	67 81	66	A	Colgate	72 85						
				257	A	St. Bonaventure	67 71	268	H	Oakland	77 63						
								167	A	Cornell	59 82						

Non-Div I Games:

Niagara

Loss, Non-Conf, S Site, H Home A Away N Neutral

Average RPI Win:	350	WON-LOST	WINNING	LAST 10	STRENGTH OF	OPP. STRENGTH	TEAM	ADJ.	CONF.	ADJ CONF.
Average RPI Loss:	111	RECORD	PCT. RANK	GAMES	SCHEDULE	OF SCHEDULE	RPI	RPI	RPI	RPI
DIV. I ONLY	1- 7	319	1-7	86	235	285	285	26	26	
DIV. I NON-CONF.	1- 6	314	1-6	76	159	262	262	26	26	
TOTALS	RPI 1-25	RPI 26-50	W-L RECORDS	RPI 51-100	RPI 101-150	RPI 150+				
1- 7	0- 2	0- 1	OVERALL	0- 1	0- 0	1- 3				
1- 0	0- 0	0- 0	HOME	0- 0	0- 0	1- 0				
0- 6	0- 2	0- 1	AWAY	0- 0	0- 0	0- 3				
0- 1	0- 0	0- 0	NEUTRAL	0- 1	0- 0	0- 0				
1- 6	0- 2	0- 1	NON-CONFERENCE	0- 1	0- 0	1- 2				
1- 0	0- 0	0- 0	HOME	0- 0	0- 0	1- 0				
0- 5	0- 2	0- 1	AWAY	0- 0	0- 0	0- 2				
0- 1	0- 0	0- 0	NEUTRAL	0- 1	0- 0	0- 0				
0- 1	0- 0	0- 0	CONFERENCE	0- 0	0- 0	0- 1				
0- 0	0- 0	0- 0	HOME	0- 0	0- 0	0- 0				
0- 1	0- 0	0- 0	AWAY	0- 0	0- 0	0- 1				
0- 0	0- 0	0- 0	NEUTRAL	0- 0	0- 0	0- 0				

RPI 1-25				RPI 26-50				RPI 51-100				RPI 101+ Team's RPI: 285			
RPI	S	Opponent	Score	RPI	S	Opponent	Score	RPI	S	Opponent	Score	RPI	S	Opponent	Score
10	A	Indiana	47 111	26	A	LSU	32 63	73	N	North Florida	61 64	199	A	Jacksonville	55 72
17	A	TCU	47 72									202	A	Rice	47 71
												249	A	A&M-Corpus Christi	49 55
												350	H	La.-Monroe	74 59
LAST 10 Division I															
249	A	A&M-Corpus Christi	49 55	350	H	La.-Monroe	74 59	26	A	LSU	32 63	199	A	Jacksonville	55 72
10	A	Indiana	47 111	73	N	North Florida	61 64	17	A	TCU	47 72				
202	A	Rice	47 71												

Non-Div I Games: Southern-N.O. 94 61 Paul Quinn 101 68

Nicholls St.

Loss, Non-Conf, S Site, H Home A Away N Neutral

Average RPI Win:	207	WON-LOST	WINNING	LAST 10	STRENGTH OF	OPP. STRENGTH	TEAM	ADJ.	CONF.	ADJ CONF.
Average RPI Loss:	163	RECORD	PCT. RANK	GAMES	SCHEDULE	OF SCHEDULE	RPI	RPI	RPI	RPI
DIV. I ONLY	5- 6	187	5-5	186	264	205	205	31	31	
DIV. I NON-CONF.	5- 6	188	5-5	187	265	204	204	31	31	
TOTALS	RPI 1-25	RPI 26-50	W-L RECORDS	RPI 51-100	RPI 101-150	RPI 150+				
5- 6	0- 0	0- 0	OVERALL	1- 1	0- 2	4- 3				
2- 3	0- 0	0- 0	HOME	0- 0	0- 2	2- 1				
2- 2	0- 0	0- 0	AWAY	0- 0	0- 0	2- 2				
1- 1	0- 0	0- 0	NEUTRAL	1- 1	0- 0	0- 0				
5- 6	0- 0	0- 0	NON-CONFERENCE	1- 1	0- 2	4- 3				
2- 3	0- 0	0- 0	HOME	0- 0	0- 2	2- 1				
2- 2	0- 0	0- 0	AWAY	0- 0	0- 0	2- 2				
1- 1	0- 0	0- 0	NEUTRAL	1- 1	0- 0	0- 0				
0- 0	0- 0	0- 0	CONFERENCE	0- 0	0- 0	0- 0				
0- 0	0- 0	0- 0	HOME	0- 0	0- 0	0- 0				
0- 0	0- 0	0- 0	AWAY	0- 0	0- 0	0- 0				
0- 0	0- 0	0- 0	NEUTRAL	0- 0	0- 0	0- 0				

RPI 1-25				RPI 26-50				RPI 51-100				RPI 101+				Team's RPI: 205	
RPI	S	Opponent	Score	RPI	S	Opponent	Score	RPI	S	Opponent	Score	RPI	S	Opponent	Score		
								67	N	West Virginia	55	72	129	H	Liberty	48	67
								73	N	North Florida	57	54	150	H	La Salle	52	55
													155	H	Robert Morris	62	69
													168	A	William & Mary	56	65
													186	A	Hampton	77	56
													199	A	Jacksonville	71	64
													280	H	Longwood	49	46
													299	H	High Point	72	58
													307	A	Marshall	69	75
LAST 10 Division I																	
				168	A	William & Mary	56	65		186	A	Hampton	77	56			
				155	H	Robert Morris	62	69		280	H	Longwood	49	46			
				67	N	West Virginia	55	72		199	A	Jacksonville	71	64			
				299	H	High Point	72	58		73	N	North Florida	57	54			
				307	A	Marshall	69	75		150	H	La Salle	52	55			

Non-Div I Games: Virginia-Lynchburg 123 48

Norfolk St.

Non-Conference				Through Games Of Dec. 10, 1919						
Average RPI Win:	272	WON-LOST	WINNING	LAST 10	STRENGTH OF	OPP. STRENGTH	TEAM	ADJ.	CONF.	ADJ CONF.
Average RPI Loss:	89	RECORD	PCT. RANK	GAMES	SCHEDULE	OF SCHEDULE	RPI	RPI	RPI	RPI
DIV. I ONLY	5- 2	77	5-2	346	34	224	224	15	15	
DIV. I NON-CONF.	5- 2	77	5-2	346	34	223	223	15	15	

TOTALS	RPI 1-25		RPI 26-50	W-L RECORDS	RPI 51-100	RPI 101-150	RPI 150+			
5- 2	0- 1		0- 0	OVERALL	0- 0	0- 0	5- 1			
1- 1	0- 0		0- 0	HOME	0- 0	0- 0	1- 1			
2- 1	0- 1		0- 0	AWAY	0- 0	0- 0	2- 0			
2- 0	0- 0		0- 0	NEUTRAL	0- 0	0- 0	2- 0			
5- 2	0- 1		0- 0	NON-CONFERENCE	0- 0	0- 0	5- 1			
1- 1	0- 0		0- 0	HOME	0- 0	0- 0	1- 1			
2- 1	0- 1		0- 0	AWAY	0- 0	0- 0	2- 0			
2- 0	0- 0		0- 0	NEUTRAL	0- 0	0- 0	2- 0			
0- 0	0- 0		0- 0	CONFERENCE	0- 0	0- 0	0- 0			
0- 0	0- 0		0- 0	HOME	0- 0	0- 0	0- 0			
0- 0	0- 0		0- 0	AWAY	0- 0	0- 0	0- 0			
0- 0	0- 0		0- 0	NEUTRAL	0- 0	0- 0	0- 0			

RPI 1-25				RPI 26-50				RPI 51-100				RPI 101+				Team's RPI: 224	
RPI	S	Opponent	Score	RPI	S	Opponent	Score	RPI	S	Opponent	Score	RPI	S	Opponent	Score		
19	A	Iowa	81 86									158	H	Samford	63 79		
												194	N	UC Irvine	88 60		
												210	N	Alabama A&M	80 65		
												284	A	Alabama St.	81 60		
												334	A	Tennessee St.	88 63		
												336	H	Mississippi Val.	86 60		
LAST 10 Division I																	
284	A	Alabama St.	81 60	158	H	Samford	63 79										
194	N	UC Irvine	88 60	334	A	Tennessee St.	88 63										
210	N	Alabama A&M	80 65	19	A	Iowa	81 86										
				336	H	Mississippi Val.	86 60										

Non-Div I Games:	Virginia-Lynchburg	128	26	Oakwood	120	38
------------------	--------------------	-----	----	---------	-----	----

North Ala.

■ Loss, ■ Non-Conf, S Site, H Home A Away N Neutral

North Carolina

Through Games Of Dec. 20, 2019

Average RPI Win:	228	WON-LOST	WINNING	LAST 10	STRENGTH OF	OPP. STRENGTH	TEAM	ADJ.	CONF.	ADJ CONF.
Average RPI Loss:	77	RECORD	PCT. RANK	GAMES	SCHEDULE	OF SCHEDULE	RPI	RPI	RPI	RPI
DIV. I ONLY	9- 1	21	9-1	314	74	92	92	3	3	
DIV. I NON-CONF.	9- 1	21	9-1	314	74	91	91	3	3	
TOTALS	RPI 1-25	RPI 26-50	W-L RECORDS	RPI 51-100	RPI 101-150	RPI 150+				
9- 1	0- 0	0- 0	OVERALL	1- 1	1- 0	7- 0				
6- 0	0- 0	0- 0	HOME	0- 0	1- 0	5- 0				
0- 1	0- 0	0- 0	AWAY	0- 1	0- 0	0- 0				
3- 0	0- 0	0- 0	NEUTRAL	1- 0	0- 0	2- 0				
9- 1	0- 0	0- 0	NON-CONFERENCE	1- 1	1- 0	7- 0				
6- 0	0- 0	0- 0	HOME	0- 0	1- 0	5- 0				
0- 1	0- 0	0- 0	AWAY	0- 1	0- 0	0- 0				
3- 0	0- 0	0- 0	NEUTRAL	1- 0	0- 0	2- 0				
0- 0	0- 0	0- 0	CONFERENCE	0- 0	0- 0	0- 0				
0- 0	0- 0	0- 0	HOME	0- 0	0- 0	0- 0				
0- 0	0- 0	0- 0	AWAY	0- 0	0- 0	0- 0				
0- 0	0- 0	0- 0	NEUTRAL	0- 0	0- 0	0- 0				

RPI S	Opponent	Score	RPI S	Opponent	Score	RPI S	Opponent	Score	RPI S	Opponent	Score
						62 N	Temple	71 58	118 H	Illinois	85 60
						77 A	Alabama	77 83	175 N	Missouri	82 69
									183 H	Elon	76 46
									243 H	Navy	80 40
									292 N	UNCW	85 45
									320 H	N.C. Central	92 53
									326 H	Western Caro.	92 55
									329 H	Charleston So.	85 54
LAST 10 Division I											
			77 A	Alabama	77 83	292 N	UNCW	85 45			
			320 H	N.C. Central	92 53	183 H	Elon	76 46			
			118 H	Illinois	85 60	329 H	Charleston So.	85 54			
			175 N	Missouri	82 69	243 H	Navy	80 40			
			62 N	Temple	71 58	326 H	Western Caro.	92 55			

Non-Div I Games:

North Carolina

Average RPI Win:	248	WON-LOST	WINNING	LAST 10	STRENGTH OF	OPP. STRENGTH	TEAM	ADJ.	CONF.	ADJ CONF.
Average RPI Loss:	92	RECORD	PCT. RANK	GAMES	SCHEDULE	OF SCHEDULE	RPI	RPI	RPI	RPI
DIV. I ONLY	6- 3	88	6-3	149	319	98	98	17	17	
DIV. I NON-CONF.	6- 3	86	6-3	151	317	98	98	17	17	
TOTALS	RPI 1-25	RPI 26-50	W-L RECORDS	RPI 51-100	RPI 101-150	RPI 150+				
6- 3	0- 0	0- 1	OVERALL	0- 1	2- 0	4- 1				
2- 1	0- 0	0- 1	HOME	0- 0	2- 0	0- 0				
4- 2	0- 0	0- 0	AWAY	0- 1	0- 0	4- 1				
0- 0	0- 0	0- 0	NEUTRAL	0- 0	0- 0	0- 0				
6- 3	0- 0	0- 1	NON-CONFERENCE	0- 1	2- 0	4- 1				
2- 1	0- 0	0- 1	HOME	0- 0	2- 0	0- 0				
4- 2	0- 0	0- 0	AWAY	0- 1	0- 0	4- 1				
0- 0	0- 0	0- 0	NEUTRAL	0- 0	0- 0	0- 0				
0- 0	0- 0	0- 0	CONFERENCE	0- 0	0- 0	0- 0				
0- 0	0- 0	0- 0	HOME	0- 0	0- 0	0- 0				
0- 0	0- 0	0- 0	AWAY	0- 0	0- 0	0- 0				
0- 0	0- 0	0- 0	NEUTRAL	0- 0	0- 0	0- 0				

RPI S	Opponent	Score	RPI S	Opponent	Score	RPI S	Opponent	Score	RPI S	Opponent	Score
			38 H	Illinois St.	58 66	61 A	Arizona	42 74	124 H	Rhode Island	67 61
									136 H	Valparaiso	65 63
									178 A	SMU	51 66
									271 A	Grand Canyon	78 76
									277 A	Ga. Southern	69 56
									329 A	Charleston So.	73 57
									349 A	South Carolina St.	95 53
LAST 10 Division I											
			329 A	Charleston So.	73 57	178 A	SMU	51 66			
			349 A	South Carolina St.	95 53	124 H	Rhode Island	67 61			
			38 H	Illinois St.	58 66	271 A	Grand Canyon	78 76			
			277 A	Ga. Southern	69 56	61 A	Arizona	42 74			
			136 H	Valparaiso	65 63						

Non-Div I Games: Northland 118 35 Mayville St. 83 52

North Dakota

Loss, Non-Conf, S Site, H Home A Away N Neutral

Average RPI Win:	333	WON-LOST	WINNING	LAST 10	STRENGTH OF	OPP. STRENGTH	TEAM	ADJ.	CONF.	ADJ CONF.
Average RPI Loss:	117	RECORD	PCT. RANK	GAMES	SCHEDULE	OF SCHEDULE	RPI	RPI	RPI	RPI
DIV. I ONLY	1- 9	328	1-9	101	223	286	286	17	17	
DIV. I NON-CONF.	1- 9	328	1-9	101	225	288	288	17	17	
TOTALS	RPI 1-25	RPI 26-50	W-L RECORDS	RPI 51-100	RPI 101-150	RPI 150+				
1- 9	0- 1	0- 1	OVERALL	0- 2	0- 2	1- 3				
0- 5	0- 0	0- 0	HOME	0- 1	0- 2	0- 2				
1- 4	0- 1	0- 1	AWAY	0- 1	0- 0	1- 1				
0- 0	0- 0	0- 0	NEUTRAL	0- 0	0- 0	0- 0				
1- 9	0- 1	0- 1	NON-CONFERENCE	0- 2	0- 2	1- 3				
0- 5	0- 0	0- 0	HOME	0- 1	0- 2	0- 2				
1- 4	0- 1	0- 1	AWAY	0- 1	0- 0	1- 1				
0- 0	0- 0	0- 0	NEUTRAL	0- 0	0- 0	0- 0				
0- 0	0- 0	0- 0	CONFERENCE	0- 0	0- 0	0- 0				
0- 0	0- 0	0- 0	HOME	0- 0	0- 0	0- 0				
0- 0	0- 0	0- 0	AWAY	0- 0	0- 0	0- 0				
0- 0	0- 0	0- 0	NEUTRAL	0- 0	0- 0	0- 0				

RPI 1-25				RPI 26-50				RPI 51-100				RPI 101+ Team's RPI: 286			
RPI	S	Opponent	Score	RPI	S	Opponent	Score	RPI	S	Opponent	Score	RPI	S	Opponent	Score
11	A	Creighton	59 70	47	A	UNI	63 95	83	H	Wisconsin	63 64	116	H	Iowa St.	58 86
								99	A	Bradley	64 70	136	H	Valparaiso	54 66
												159	H	Northern Ill.	68 74
												187	H	Wyoming	57 66
												211	A	Northeastern	61 72
												333	A	New Hampshire	67 61
LAST 10 Division I															
333	A	New Hampshire	67 61	83	H	Wisconsin	63 64	99	A	Bradley	64 70	136	H	Valparaiso	54 66
211	A	Northeastern	61 72	159	H	Northern Ill.	68 74	47	A	UNI	63 95				
187	H	Wyoming	57 66												
116	H	Iowa St.	58 86												
11	A	Creighton	59 70												

Non-Div I Games: Mayville St. 97 59

North Dakota St.

North Florida

Through Games Of Dec. 20, 2019

Average RPI Win:	230	WON-LOST	WINNING	LAST 10	STRENGTH OF	OPP. STRENGTH	TEAM	ADJ.	CONF.	ADJ CONF.
Average RPI Loss:	71	RECORD	PCT. RANK	GAMES	SCHEDULE	OF SCHEDULE	RPI	RPI	RPI	RPI
DIV. I ONLY	4- 6	211	4-6	32	142	73	73	15	15	
DIV. I NON-CONF.	4- 6	211	4-6	32	142	73	73	15	15	
TOTALS	RPI 1-25	RPI 26-50	W-L RECORDS	RPI 51-100	RPI 101-150	RPI 150+				
4- 6	0- 2	0- 1	OVERALL	0- 2	1- 0	3- 1				
0- 0	0- 0	0- 0	HOME	0- 0	0- 0	0- 0				
2- 4	0- 2	0- 1	AWAY	0- 1	0- 0	2- 0				
2- 2	0- 0	0- 0	NEUTRAL	0- 1	1- 0	1- 1				
4- 6	0- 2	0- 1	NON-CONFERENCE	0- 2	1- 0	3- 1				
0- 0	0- 0	0- 0	HOME	0- 0	0- 0	0- 0				
2- 4	0- 2	0- 1	AWAY	0- 1	0- 0	2- 0				
2- 2	0- 0	0- 0	NEUTRAL	0- 1	1- 0	1- 1				
0- 0	0- 0	0- 0	CONFERENCE	0- 0	0- 0	0- 0				
0- 0	0- 0	0- 0	HOME	0- 0	0- 0	0- 0				
0- 0	0- 0	0- 0	AWAY	0- 0	0- 0	0- 0				
0- 0	0- 0	0- 0	NEUTRAL	0- 0	0- 0	0- 0				

RPI 1-25				RPI 26-50				RPI 51-100 Team's RPI: 73				RPI 101+			
RPI	S	Opponent	Score	RPI	S	Opponent	Score	RPI	S	Opponent	Score	RPI	S	Opponent	Score
10	A	Indiana	45 72	36	A	Miami (FL)	55 78	79	N	Marist	54 69	110	N	Rider	80 70
15	A	Florida St.	41 70					83	A	Wisconsin	62 75	205	N	Norfolk St.	54 57
												210	A	Alabama A&M	73 64
												285	N	Nicholls St.	64 61
												316	A	FIU	64 49
LAST 10 Division I															
285	N	Nicholls St.	64 61	15	A	Florida St.	41 70	10	A	Indiana	45 72				
205	N	Norfolk St.	54 57	36	A	Miami (FL)	55 78	83	A	Wisconsin	62 75				
110	N	Rider	80 70												
79	N	Marist	54 69												
210	A	Alabama A&M	73 64												

Non-Div I Games: Warner 110 46

North Florida

■ Loss,
 ■ Non-Conf,
 ■ S Site,
 ■ Home
 ■ A Away
 N Neutral

Non-Conference				Through Games Of Dec. 10, 1919						
Average RPI Win:	245	WON-LOST	WINNING	LAST 10	STRENGTH OF	OPP. STRENGTH	TEAM	ADJ.	CONF.	ADJ CONF.
Average RPI Loss:	104	RECORD	PCT. RANK	GAMES	SCHEDULE	OF SCHEDULE	RPI	RPI	RPI	RPI
DIV. I ONLY	4- 5	191	4-5	174	237	207	207	14	14	
DIV. I NON-CONF.	4- 5	192	4-5	177	238	206	206	14	14	
TOTALS	RPI 1-25	RPI 26-50	W-L RECORDS	RPI 51-100	RPI 101-150	RPI 150+				
4- 5	0- 0	0- 1	OVERALL	0- 2	1- 1	3- 1				
3- 1	0- 0	0- 0	HOME	0- 1	0- 0	3- 0				
1- 2	0- 0	0- 0	AWAY	0- 1	1- 0	0- 1				
0- 2	0- 0	0- 1	NEUTRAL	0- 0	0- 1	0- 0				
4- 5	0- 0	0- 1	NON-CONFERENCE	0- 2	1- 1	3- 1				
3- 1	0- 0	0- 0	HOME	0- 1	0- 0	3- 0				
1- 2	0- 0	0- 0	AWAY	0- 1	1- 0	0- 1				
0- 2	0- 0	0- 1	NEUTRAL	0- 0	0- 1	0- 0				
0- 0	0- 0	0- 0	CONFERENCE	0- 0	0- 0	0- 0				
0- 0	0- 0	0- 0	HOME	0- 0	0- 0	0- 0				
0- 0	0- 0	0- 0	AWAY	0- 0	0- 0	0- 0				
0- 0	0- 0	0- 0	NEUTRAL	0- 0	0- 0	0- 0				

[illegible]

Non-Div I Games:	Mid-Amer. Christian	59	61	Xavier (LA)	68	31
------------------	---------------------	----	----	-------------	----	----

North Texas

■ Loss, ■ Non-Conf, S Site, H Home A Away N Neutral

Northeastern

Through Games Of Dec. 20, 2019

Average RPI Win:	249	WON-LOST	WINNING	LAST 10	STRENGTH OF	OPP. STRENGTH	TEAM	ADJ.	CONF.	ADJ CONF.
Average RPI Loss:	78	RECORD	PCT. RANK	GAMES	SCHEDULE	OF SCHEDULE	RPI	RPI	RPI	RPI
DIV. I ONLY	3- 6	235	3-6	128	97	211	211	18	18	
DIV. I NON-CONF.	3- 6	234	3-6	125	96	209	209	18	18	
TOTALS	RPI 1-25	RPI 26-50	W-L RECORDS	RPI 51-100	RPI 101-150	RPI 150+				
3- 6	0- 2	0- 0	OVERALL	0- 2	0- 1	3- 1				
2- 3	0- 1	0- 0	HOME	0- 1	0- 1	2- 0				
1- 3	0- 1	0- 0	AWAY	0- 1	0- 0	1- 1				
0- 0	0- 0	0- 0	NEUTRAL	0- 0	0- 0	0- 0				
3- 6	0- 2	0- 0	NON-CONFERENCE	0- 2	0- 1	3- 1				
2- 3	0- 1	0- 0	HOME	0- 1	0- 1	2- 0				
1- 3	0- 1	0- 0	AWAY	0- 1	0- 0	1- 1				
0- 0	0- 0	0- 0	NEUTRAL	0- 0	0- 0	0- 0				
0- 0	0- 0	0- 0	CONFERENCE	0- 0	0- 0	0- 0				
0- 0	0- 0	0- 0	HOME	0- 0	0- 0	0- 0				
0- 0	0- 0	0- 0	AWAY	0- 0	0- 0	0- 0				
0- 0	0- 0	0- 0	NEUTRAL	0- 0	0- 0	0- 0				

RPI 1-25				RPI 26-50				RPI 51-100				RPI 101+ Team's RPI: 211			
RPI	S	Opponent	Score	RPI	S	Opponent	Score	RPI	S	Opponent	Score	RPI	S	Opponent	Score
21	A	Oregon	47 89					65	H	Yale	63 78	137	H	Dayton	60 71
23	H	South Dakota	76 80					69	A	Central Mich.	63 79	151	A	Fordham	58 74
												161	A	Harvard	46 44
												286	H	North Dakota St.	72 61
												301	H	Hartford	60 47
LAST 10 Division I															
				69	A	Central Mich.	63 79	301	H	Hartford	60 47				
				65	H	Yale	63 78	161	A	Harvard	46 44				
				151	A	Fordham	58 74	286	H	North Dakota St.	72 61				
				137	H	Dayton	60 71	23	H	South Dakota	76 80				
				21	A	Oregon	47 89								

Non-Div I Games:

Northeastern

■ Loss,
 ■ Non-Conf, S Site,
 ■ Home
 ■ Away
 N Neutral

Average RPI Win:	256	WON-LOST	WINNING	LAST 10	STRENGTH OF	OPP. STRENGTH	TEAM	ADJ.	CONF.	ADJ CONF.
Average RPI Loss:	176	RECORD	PCT. RANK	GAMES	SCHEDULE	OF SCHEDULE	RPI	RPI	RPI	RPI
DIV. I ONLY	3- 6	235	3-6	135	316	212	212	19	19	
DIV. I NON-CONF.	3- 6	234	3-6	135	315	211	211	19	19	
TOTALS	RPI 1-25	RPI 26-50	W-L RECORDS	RPI 51-100	RPI 101-150	RPI 150+				
3- 6	0- 1	0- 0	OVERALL	0- 0	0- 0	3- 5				
1- 1	0- 0	0- 0	HOME	0- 0	0- 0	1- 1				
1- 4	0- 0	0- 0	AWAY	0- 0	0- 0	1- 4				
1- 1	0- 1	0- 0	NEUTRAL	0- 0	0- 0	1- 0				
3- 6	0- 1	0- 0	NON-CONFERENCE	0- 0	0- 0	3- 5				
1- 1	0- 0	0- 0	HOME	0- 0	0- 0	1- 1				
1- 4	0- 0	0- 0	AWAY	0- 0	0- 0	1- 4				
1- 1	0- 1	0- 0	NEUTRAL	0- 0	0- 0	1- 0				
0- 0	0- 0	0- 0	CONFERENCE	0- 0	0- 0	0- 0				
0- 0	0- 0	0- 0	HOME	0- 0	0- 0	0- 0				
0- 0	0- 0	0- 0	AWAY	0- 0	0- 0	0- 0				
0- 0	0- 0	0- 0	NEUTRAL	0- 0	0- 0	0- 0				

RPI S	Opponent	Score	RPI S	Opponent	Score	RPI S	Opponent	Score	RPI S	Opponent	Score	Team's RPI: 212
5 N	Oregon St.	57 91							164 A	New Mexico	76 83	
									165 A	Fresno St.	66 83	
									202 A	Rice	57 71	
									214 A	Houston Baptist	79 62	
									221 N	San Jose St.	67 64	
									241 A	California Baptist	79 98	
									278 H	UC Davis	61 71	
									332 H	Seattle U	88 80	
LAST 10 Division I												
202 A	Rice	57 71	221 N	San Jose St.	67 64							
165 A	Fresno St.	66 83	5 N	Oregon St.	57 91							
241 A	California Baptist	79 98	278 H	UC Davis	61 71							
332 H	Seattle U	88 80	214 A	Houston Baptist	79 62							
164 A	New Mexico	76 83										

Non-Div I Games:

Northern Ariz.

■ Loss,
 ■ Non-Conf,
 ■ S Site,
 ■ Home
 ■ A Away
 N Neutral

Average RPI Win:	231	WON-LOST	WINNING	LAST 10	STRENGTH OF	OPP. STRENGTH	TEAM	ADJ.	CONF.	ADJ CONF.
Average RPI Loss:	138	RECORD	PCT. RANK	GAMES	SCHEDULE	OF SCHEDULE	RPI	RPI	RPI	RPI
DIV. I ONLY	4- 5	191	4-5	137	128	142	142	19	19	
DIV. I NON-CONF.	4- 5	192	4-5	138	129	143	143	19	19	
TOTALS	RPI 1-25	RPI 26-50	W-L RECORDS	RPI 51-100	RPI 101-150	RPI 150+				
4- 5	0- 2	0- 0	OVERALL	0- 0	0- 1	4- 2				
1- 2	0- 0	0- 0	HOME	0- 0	0- 1	1- 1				
3- 3	0- 2	0- 0	AWAY	0- 0	0- 0	3- 1				
0- 0	0- 0	0- 0	NEUTRAL	0- 0	0- 0	0- 0				
4- 5	0- 2	0- 0	NON-CONFERENCE	0- 0	0- 1	4- 2				
1- 2	0- 0	0- 0	HOME	0- 0	0- 1	1- 1				
3- 3	0- 2	0- 0	AWAY	0- 0	0- 0	3- 1				
0- 0	0- 0	0- 0	NEUTRAL	0- 0	0- 0	0- 0				
0- 0	0- 0	0- 0	CONFERENCE	0- 0	0- 0	0- 0				
0- 0	0- 0	0- 0	HOME	0- 0	0- 0	0- 0				
0- 0	0- 0	0- 0	AWAY	0- 0	0- 0	0- 0				
0- 0	0- 0	0- 0	NEUTRAL	0- 0	0- 0	0- 0				

RPI	S	Opponent	Score	RPI	S	Opponent	Score	RPI	S	Opponent	Score	RPI	S	Opponent	Score	Team's RPI: 142
2	A	Stanford	36 90									126	H	San Francisco	83 90	
16	A	UCLA	58 92									178	A	SMU	61 52	
												187	A	Wyoming	46 44	
												242	A	Chattanooga	59 42	
												258	A	Denver	55 74	
												289	H	Colorado St.	58 75	
												315	H	Air Force	72 62	
LAST 10 Division I																
178	A	SMU	61 52	187	A	Wyoming	46 44									
2	A	Stanford	36 90	258	A	Denver	55 74									
289	H	Colorado St.	58 75	242	A	Chattanooga	59 42									
126	H	San Francisco	83 90	16	A	UCLA	58 92									
				315	H	Air Force	72 62									

Non-Div I Games:

Northern Colo.

Average RPI Win:	264	WON-LOST	WINNING	LAST 10	STRENGTH OF	OPP. STRENGTH	TEAM	ADJ.	CONF.	ADJ CONF.
Average RPI Loss:	86	RECORD	PCT. RANK	GAMES	SCHEDULE	OF SCHEDULE	RPI	RPI	RPI	RPI
DIV. I ONLY	4- 6	211	4-6	87	208	159	159	10	10	
DIV. I NON-CONF.	4- 6	211	4-6	87	212	159	159	10	10	
TOTALS	RPI 1-25	RPI 26-50	W-L RECORDS	RPI 51-100	RPI 101-150	RPI 150+				
4- 6	0- 2	0- 1	OVERALL	0- 1	0- 0	4- 2				
1- 2	0- 0	0- 0	HOME	0- 1	0- 0	1- 1				
2- 3	0- 1	0- 1	AWAY	0- 0	0- 0	2- 1				
1- 1	0- 1	0- 0	NEUTRAL	0- 0	0- 0	1- 0				
4- 6	0- 2	0- 1	NON-CONFERENCE	0- 1	0- 0	4- 2				
1- 2	0- 0	0- 0	HOME	0- 1	0- 0	1- 1				
2- 3	0- 1	0- 1	AWAY	0- 0	0- 0	2- 1				
1- 1	0- 1	0- 0	NEUTRAL	0- 0	0- 0	1- 0				
0- 0	0- 0	0- 0	CONFERENCE	0- 0	0- 0	0- 0				
0- 0	0- 0	0- 0	HOME	0- 0	0- 0	0- 0				
0- 0	0- 0	0- 0	AWAY	0- 0	0- 0	0- 0				
0- 0	0- 0	0- 0	NEUTRAL	0- 0	0- 0	0- 0				

RPI 1-25				RPI 26-50				RPI 51-100				RPI 101+ Team's RPI: 159			
RPI	S	Opponent	Score	RPI	S	Opponent	Score	RPI	S	Opponent	Score	RPI	S	Opponent	Score
18	A	Purdue	63 68	38	A	Illinois St.	66 69	82	H	Southern Ill.	61 80	161	H	Harvard	53 59
23	N	South Dakota	48 91									193	A	Milwaukee	65 78
												235	N	Tennessee Tech	82 74
												247	H	Eastern Ill.	61 48
												286	A	North Dakota St.	74 68
												289	A	Colorado St.	80 75
LAST 10 Division I															
				82	H	Southern Ill.	61 80	247	H	Eastern Ill.	61 48				
				38	A	Illinois St.	66 69	193	A	Milwaukee	65 78				
				289	A	Colorado St.	80 75	23	N	South Dakota	48 91				
				286	A	North Dakota St.	74 68	235	N	Tennessee Tech	82 74				
				161	H	Harvard	53 59	18	A	Purdue	63 68				

Non-Div I Games:

Northern Ill.

Average RPI Win:	295	WON-LOST	WINNING	LAST 10	STRENGTH OF	OPP. STRENGTH	TEAM	ADJ.	CONF.	ADJ CONF.
Average RPI Loss:	127	RECORD	PCT. RANK	GAMES	SCHEDULE	OF SCHEDULE	RPI	RPI	RPI	RPI
DIV. I ONLY	6- 5	154	6-4	300	197	228	228	16	16	
DIV. I NON-CONF.	6- 5	153	6-4	301	200	227	227	16	16	
TOTALS	RPI 1-25	RPI 26-50	W-L RECORDS	RPI 51-100	RPI 101-150	RPI 150+				
6- 5	0- 1	0- 1	OVERALL	0- 0	0- 1	6- 2				
3- 2	0- 1	0- 1	HOME	0- 0	0- 0	3- 0				
2- 3	0- 0	0- 0	AWAY	0- 0	0- 1	2- 2				
1- 0	0- 0	0- 0	NEUTRAL	0- 0	0- 0	1- 0				
6- 5	0- 1	0- 1	NON-CONFERENCE	0- 0	0- 1	6- 2				
3- 2	0- 1	0- 1	HOME	0- 0	0- 0	3- 0				
2- 3	0- 0	0- 0	AWAY	0- 0	0- 1	2- 2				
1- 0	0- 0	0- 0	NEUTRAL	0- 0	0- 0	1- 0				
0- 0	0- 0	0- 0	CONFERENCE	0- 0	0- 0	0- 0				
0- 0	0- 0	0- 0	HOME	0- 0	0- 0	0- 0				
0- 0	0- 0	0- 0	AWAY	0- 0	0- 0	0- 0				
0- 0	0- 0	0- 0	NEUTRAL	0- 0	0- 0	0- 0				

RPI 1-25				RPI 26-50				RPI 51-100				RPI 101+ Team's RPI: 228			
RPI	S	Opponent	Score	RPI	S	Opponent	Score	RPI	S	Opponent	Score	RPI	S	Opponent	Score
4	H	Louisville	57 85	30	H	Saint Louis	42 67					102	A	Belmont	45 62
												185	A	Eastern Ky.	62 69
												260	H	Omaha	57 40
												270	A	Indiana St.	70 68
												291	H	Wofford	80 72
												294	H	Central Ark.	72 56
												313	A	Lipscomb	69 71
												316	A	FIU	67 45
												341	N	Jacksonville St.	66 63
LAST 10 Division I															
291	H	Wofford	80 72	270	A	Indiana St.	70 68								
260	H	Omaha	57 40	4	H	Louisville	57 85								
102	A	Belmont	45 62	316	A	FIU	67 45								
313	A	Lipscomb	69 71	341	N	Jacksonville St.	66 63								
30	H	Saint Louis	42 67	294	H	Central Ark.	72 56								

Non-Div I Games:

Northern Ky.

■ Loss,
■ Non-Conf,
■ S Site,
■ H Home
■ A Away
N Neutral

<div> <div> <div>Average RPI Win: 124</div> <div>Average RPI Loss: 9</div> </div> <div> <div>WON-LOST RECORD</div> <div>WINNING PCT. RANK</div> <div>LAST 10 GAMES</div> </div> </div>				<div> <div>STRENGTH OF SCHEDULE</div> <div>OPP. STRENGTH OF SCHEDULE</div> </div>		<div>TEAM RPI</div>	<div>ADJ. RPI</div>	<div>CONF. RPI</div>	<div>ADJ CONF. RPI</div>
DIV. I ONLY				23	69	14	14	2	2
DIV. I NON-CONF.				22	69	15	15	2	2
TOTALS		RPI 1-25	RPI 26-50	W-L RECORDS	RPI 51-100	RPI 101-150	RPI 150+		
9- 1	1- 1		1- 0	OVERALL	3- 0	2- 0	2- 0		
6- 1	0- 1		0- 0	HOME	3- 0	2- 0	1- 0		
2- 0	1- 0		1- 0	AWAY	0- 0	0- 0	0- 0		
1- 0	0- 0		0- 0	NEUTRAL	0- 0	0- 0	1- 0		
9- 1	1- 1		1- 0	NON-CONFERENCE	3- 0	2- 0	2- 0		
6- 1	0- 1		0- 0	HOME	3- 0	2- 0	1- 0		
2- 0	1- 0		1- 0	AWAY	0- 0	0- 0	0- 0		
1- 0	0- 0		0- 0	NEUTRAL	0- 0	0- 0	1- 0		
0- 0	0- 0		0- 0	CONFERENCE	0- 0	0- 0	0- 0		
0- 0	0- 0		0- 0	HOME	0- 0	0- 0	0- 0		
0- 0	0- 0		0- 0	AWAY	0- 0	0- 0	0- 0		
0- 0	0- 0		0- 0	NEUTRAL	0- 0	0- 0	0- 0		

RPI 1-25					
RPI	S	Opponent	Score		
9	H	DePaul	68	70	
24	A	Duke	63	42	
Team's RPI: 14					
RPI 26-50					
RPI	S	Opponent	Score		
49	A	Marquette	64	56	
RPI 51-100					
RPI	S	Opponent	Score		
66	H	Colgate	73	44	
88	H	Boston College	66	63	
94	H	UT Arlington	74	47	
RPI 101+					
RPI	S	Opponent	Score		
136	H	Valparaiso	69	48	
143	H	Dartmouth	79	37	
236	N	East Carolina	64	45	
282	H	Loyola Maryland	67	46	
LAST 10 Division I					
236	N	East Carolina	64	45	
136	H	Valparaiso	69	48	
24	A	Duke	63	42	
49	A	Marquette	64	56	
282	H	Loyola Maryland	67	46	
94	H	UT Arlington	74	47	
143	H	Dartmouth	79	37	
88	H	Boston College	66	63	
9	H	DePaul	68	70	
66	H	Colgate	73	44	

Non-Div I Games:

Northwestern

Loss, Non-Conf, S Site, H Home A Away N Neutral

Average RPI Win:	298	WON-LOST	WINNING	LAST 10	STRENGTH OF	OPP. STRENGTH	TEAM	ADJ.	CONF.	ADJ CONF.
Average RPI Loss:	199	RECORD	PCT. RANK	GAMES	SCHEDULE	OF SCHEDULE	RPI	RPI	RPI	RPI
DIV. I ONLY	1- 5	313	1-5	320	331	344	344	26	26	
DIV. I NON-CONF.	1- 4	300	1-4	316	337	343	343	26	26	
TOTALS	RPI 1-25	RPI 26-50	W-L RECORDS	RPI 51-100	RPI 101-150	RPI 150+				
1- 5	0- 0	0- 1	OVERALL	0- 0	0- 0	1- 4				
1- 2	0- 0	0- 0	HOME	0- 0	0- 0	1- 2				
0- 3	0- 0	0- 1	AWAY	0- 0	0- 0	0- 2				
0- 0	0- 0	0- 0	NEUTRAL	0- 0	0- 0	0- 0				
1- 4	0- 0	0- 1	NON-CONFERENCE	0- 0	0- 0	1- 3				
1- 1	0- 0	0- 0	HOME	0- 0	0- 0	1- 1				
0- 3	0- 0	0- 1	AWAY	0- 0	0- 0	0- 2				
0- 0	0- 0	0- 0	NEUTRAL	0- 0	0- 0	0- 0				
0- 1	0- 0	0- 0	CONFERENCE	0- 0	0- 0	0- 1				
0- 1	0- 0	0- 0	HOME	0- 0	0- 0	0- 1				
0- 0	0- 0	0- 0	AWAY	0- 0	0- 0	0- 0				
0- 0	0- 0	0- 0	NEUTRAL	0- 0	0- 0	0- 0				

RPI 1-25			RPI 26-50			RPI 51-100			RPI 101+			Team's RPI: 344
RPI	S	Opponent	Score	RPI	S	Opponent	Score	RPI	S	Opponent	Score	
				34	A	Arkansas	39 99					
								171	A	Texas Tech	49 79	
								181	H	Sam Houston St.	69 79	
								259	H	Jackson St.	49 66	
								298	H	Grambling	65 61	
								350	A	La.-Monroe	54 63	
LAST 10 Division I												
				181	H	Sam Houston St.	69 79	34	A	Arkansas	39 99	
								298	H	Grambling	65 61	
								171	A	Texas Tech	49 79	
								350	A	La.-Monroe	54 63	
								259	H	Jackson St.	49 66	

Non-Div I Games: LeTourneau 91 61 LSU-Shreveport 63 68 Central Baptist 61 59

Northwestern St.

Loss, Non-Conf, S Site, H Home A Away N Neutral

Average RPI Win:	159	WON-LOST	WINNING	LAST 10	STRENGTH OF	OPP. STRENGTH	TEAM	ADJ.	CONF.	ADJ CONF.
Average RPI Loss:	74	RECORD	PCT. RANK	GAMES	SCHEDULE	OF SCHEDULE	RPI	RPI	RPI	RPI
DIV. I ONLY	5- 7	209	3-7	5	126	71	71	3	3	
DIV. I NON-CONF.	5- 7	209	3-7	5	127	71	71	3	3	
TOTALS	RPI 1-25	RPI 26-50	W-L RECORDS	RPI 51-100	RPI 101-150	RPI 150+				
5- 7	0- 2	1- 2	OVERALL	0- 0	1- 2	3- 1				
2- 4	0- 1	0- 1	HOME	0- 0	0- 1	2- 1				
2- 1	0- 1	1- 0	AWAY	0- 0	0- 0	1- 0				
1- 2	0- 0	0- 1	NEUTRAL	0- 0	1- 1	0- 0				
5- 7	0- 2	1- 2	NON-CONFERENCE	0- 0	1- 2	3- 1				
2- 4	0- 1	0- 1	HOME	0- 0	0- 1	2- 1				
2- 1	0- 1	1- 0	AWAY	0- 0	0- 0	1- 0				
1- 2	0- 0	0- 1	NEUTRAL	0- 0	1- 1	0- 0				
0- 0	0- 0	0- 0	CONFERENCE	0- 0	0- 0	0- 0				
0- 0	0- 0	0- 0	HOME	0- 0	0- 0	0- 0				
0- 0	0- 0	0- 0	AWAY	0- 0	0- 0	0- 0				
0- 0	0- 0	0- 0	NEUTRAL	0- 0	0- 0	0- 0				

RPI 1-25				RPI 26-50				RPI 51-100				RPI 101+			
RPI	S	Opponent	Score	RPI	S	Opponent	Score	RPI	S	Opponent	Score	RPI	S	Opponent	Score
1	A	UConn	57 81	37	A	Michigan	76 72					123	N	South Fla.	67 51
9	H	DePaul	94 105	44	N	FGCU	60 69					127	H	Michigan St.	69 72
				45	H	Minnesota	67 75					132	N	South Dakota St.	59 65
												151	A	Fordham	60 55
												157	H	Tennessee	63 74
												200	H	Toledo	54 51
												282	H	Loyola Maryland	84 60
LAST 10 Division I															
		9 H DePaul	94 105			44 N FGCU	60 69								
		1 A UConn	57 81			37 A Michigan	76 72								
		45 H Minnesota	67 75			200 H Toledo	54 51								
		123 N South Fla.	67 51			127 H Michigan St.	69 72								
		132 N South Dakota St.	59 65			157 H Tennessee	63 74								

Non-Div I Games:

Notre Dame

Oakland

Through Games Of Dec. 20, 2019

Average RPI Win:	333	WON-LOST	WINNING	LAST 10	STRENGTH OF	OPP. STRENGTH	TEAM	ADJ.	CONF.	ADJ CONF.
Average RPI Loss:	138	RECORD	PCT. RANK	GAMES	SCHEDULE	OF SCHEDULE	RPI	RPI	RPI	RPI
DIV. I ONLY	3- 6	235	3-6	271	266	268	268	16	16	
DIV. I NON-CONF.	3- 6	234	3-6	271	268	270	270	16	16	
TOTALS	RPI 1-25	RPI 26-50	W-L RECORDS	RPI 51-100	RPI 101-150	RPI 150+				
3- 6	0- 0	0- 1	OVERALL	0- 2	0- 1	3- 2				
0- 2	0- 0	0- 0	HOME	0- 2	0- 0	0- 0				
2- 4	0- 0	0- 1	AWAY	0- 0	0- 1	2- 2				
1- 0	0- 0	0- 0	NEUTRAL	0- 0	0- 0	1- 0				
3- 6	0- 0	0- 1	NON-CONFERENCE	0- 2	0- 1	3- 2				
0- 2	0- 0	0- 0	HOME	0- 2	0- 0	0- 0				
2- 4	0- 0	0- 1	AWAY	0- 0	0- 1	2- 2				
1- 0	0- 0	0- 0	NEUTRAL	0- 0	0- 0	1- 0				
0- 0	0- 0	0- 0	CONFERENCE	0- 0	0- 0	0- 0				
0- 0	0- 0	0- 0	HOME	0- 0	0- 0	0- 0				
0- 0	0- 0	0- 0	AWAY	0- 0	0- 0	0- 0				
0- 0	0- 0	0- 0	NEUTRAL	0- 0	0- 0	0- 0				

RPI	S	Opponent	Score	RPI	S	Opponent	Score	RPI	S	Opponent	Score	RPI	S	Opponent	Score	Team's RPI: 268
37	A	Michigan	64 79	69	H	Central Mich.	47 65	127	A	Michigan St.	56 76	238	A	Niagara	63 77	
				99	H	Bradley	58 74	257	A	St. Bonaventure	66 80	316	A	FIU	58 49	
								341	N	Jacksonville St.	61 55	343	A	Chicago St.	98 70	
LAST 10 Division I																
69	H	Central Mich.	47 65	238	A	Niagara	63 77									
257	A	St. Bonaventure	66 80	127	A	Michigan St.	56 76									
37	A	Michigan	64 79	343	A	Chicago St.	98 70									
341	N	Jacksonville St.	61 55	99	H	Bradley	58 74									
316	A	FIU	58 49													

Non-Div I Games: Concordia (MI) 76 42

Oakland

Loss, Non-Conf, S Site, H Home A Away N Neutral

Average RPI Win:	213	WON-LOST	WINNING	LAST 10	STRENGTH OF	OPP. STRENGTH	TEAM	ADJ.	CONF.	ADJ CONF.
Average RPI Loss:	81	RECORD	PCT. RANK	GAMES	SCHEDULE	OF SCHEDULE	RPI	RPI	RPI	RPI
DIV. I ONLY	6- 4	123	6-4	165	132	112	112	10	10	
DIV. I NON-CONF.	6- 4	123	6-4	168	131	112	112	10	10	
TOTALS	RPI 1-25	RPI 26-50	W-L RECORDS	RPI 51-100	RPI 101-150	RPI 150+				
6- 4	1- 1	0- 0	OVERALL	1- 2	0- 1	4- 0				
4- 0	0- 0	0- 0	HOME	1- 0	0- 0	3- 0				
1- 3	1- 1	0- 0	AWAY	0- 1	0- 1	0- 0				
1- 1	0- 0	0- 0	NEUTRAL	0- 1	0- 0	1- 0				
6- 4	1- 1	0- 0	NON-CONFERENCE	1- 2	0- 1	4- 0				
4- 0	0- 0	0- 0	HOME	1- 0	0- 0	3- 0				
1- 3	1- 1	0- 0	AWAY	0- 1	0- 1	0- 0				
1- 1	0- 0	0- 0	NEUTRAL	0- 1	0- 0	1- 0				
0- 0	0- 0	0- 0	CONFERENCE	0- 0	0- 0	0- 0				
0- 0	0- 0	0- 0	HOME	0- 0	0- 0	0- 0				
0- 0	0- 0	0- 0	AWAY	0- 0	0- 0	0- 0				
0- 0	0- 0	0- 0	NEUTRAL	0- 0	0- 0	0- 0				

RPI 1-25				RPI 26-50				RPI 51-100				RPI 101+ Team's RPI: 112			
RPI	S	Opponent	Score	RPI	S	Opponent	Score	RPI	S	Opponent	Score	RPI	S	Opponent	Score
17	A	TCU	72 79					60	H	IUPUI	70 64	119	A	Texas	60 73
20	A	Ohio St.	74 68					91	A	Syracuse	54 66	237	H	American	81 69
								97	N	Butler	55 60	305	N	Pittsburgh	72 50
												307	H	Marshall	67 51
												351	H	Incarnate Word	78 41
LAST 10 Division I															
17	A	TCU	72 79	119	A	Texas	60 73	20	A	Ohio St.	74 68	307	H	Marshall	67 51
60	H	IUPUI	70 64	237	H	American	81 69	91	A	Syracuse	54 66				
97	N	Butler	55 60												
305	N	Pittsburgh	72 50												
351	H	Incarnate Word	78 41												

Non-Div I Games:

Ohio

 Loss,
 Non-Conf, S Site,
 Home
 Away
N Neutral

Average RPI Win:	144	WON-LOST	WINNING	LAST 10	STRENGTH OF	OPP. STRENGTH	TEAM	ADJ.	CONF.	ADJ CONF.
Average RPI Loss:	35	RECORD	PCT. RANK	GAMES	SCHEDULE	OF SCHEDULE	RPI	RPI	RPI	RPI
DIV. I ONLY	7- 4	99	6-4	6	64	20	20	2	2	
DIV. I NON-CONF.	7- 4	99	6-4	6	64	20	20	2	2	
TOTALS	RPI 1-25	RPI 26-50	W-L RECORDS	RPI 51-100	RPI 101-150	RPI 150+				
7- 4	1- 3	1- 0	OVERALL	1- 0	2- 1	2- 0				
2- 2	1- 1	0- 0	HOME	0- 0	0- 1	1- 0				
3- 1	0- 1	0- 0	AWAY	1- 0	1- 0	1- 0				
2- 1	0- 1	1- 0	NEUTRAL	0- 0	1- 0	0- 0				
7- 4	1- 3	1- 0	NON-CONFERENCE	1- 0	2- 1	2- 0				
2- 2	1- 1	0- 0	HOME	0- 0	0- 1	1- 0				
3- 1	0- 1	0- 0	AWAY	1- 0	1- 0	1- 0				
2- 1	0- 1	1- 0	NEUTRAL	0- 0	1- 0	0- 0				
0- 0	0- 0	0- 0	CONFERENCE	0- 0	0- 0	0- 0				
0- 0	0- 0	0- 0	HOME	0- 0	0- 0	0- 0				
0- 0	0- 0	0- 0	AWAY	0- 0	0- 0	0- 0				
0- 0	0- 0	0- 0	NEUTRAL	0- 0	0- 0	0- 0				

RPI	S	Opponent	Score	RPI	S	Opponent	Score	RPI	S	Opponent	Score	RPI	S	Opponent	Score
1	H	UConn	62 73	47	N	UNI	64 46	70	A	Kent St.	75 65	112	H	Ohio	68 74
2	A	Stanford	52 71									125	A	Cincinnati	78 73
4	H	Louisville	67 60									136	N	Valparaiso	89 38
23	N	South Dakota	53 68									281	H	Radford	70 57
												346	A	Sacramento St.	104 74
LAST 10 Division I															
2	A	Stanford	52 71	346	A	Sacramento St.	104 74	1	H	UConn	62 73				
281	H	Radford	70 57	70	A	Kent St.	75 65	112	H	Ohio	68 74				
4	H	Louisville	67 60	125	A	Cincinnati	78 73								
47	N	UNI	64 46												
23	N	South Dakota	53 68												

Non-Div I Games:

Ohio St.

Average RPI Win:	118	WON-LOST	WINNING	LAST 10	STRENGTH OF	OPP. STRENGTH	TEAM	ADJ.	CONF.	ADJ CONF.
Average RPI Loss:	69	RECORD	PCT. RANK	GAMES	SCHEDULE	OF SCHEDULE	RPI	RPI	RPI	RPI
DIV. I ONLY	7- 4	99	6-4	17	47	35	35	5	5	
DIV. I NON-CONF.	7- 4	99	6-4	17	47	35	35	5	5	
TOTALS	RPI 1-25	RPI 26-50	W-L RECORDS	RPI 51-100	RPI 101-150	RPI 150+				
7- 4	0- 1	2- 1	OVERALL	1- 0	1- 2	3- 0				
7- 1	0- 1	2- 0	HOME	1- 0	1- 0	3- 0				
0- 3	0- 0	0- 1	AWAY	0- 0	0- 2	0- 0				
0- 0	0- 0	0- 0	NEUTRAL	0- 0	0- 0	0- 0				
7- 4	0- 1	2- 1	NON-CONFERENCE	1- 0	1- 2	3- 0				
7- 1	0- 1	2- 0	HOME	1- 0	1- 0	3- 0				
0- 3	0- 0	0- 1	AWAY	0- 0	0- 2	0- 0				
0- 0	0- 0	0- 0	NEUTRAL	0- 0	0- 0	0- 0				
0- 0	0- 0	0- 0	CONFERENCE	0- 0	0- 0	0- 0				
0- 0	0- 0	0- 0	HOME	0- 0	0- 0	0- 0				
0- 0	0- 0	0- 0	AWAY	0- 0	0- 0	0- 0				
0- 0	0- 0	0- 0	NEUTRAL	0- 0	0- 0	0- 0				

RPI 1-25				RPI 26-50				Team's RPI: 35				RPI 51-100				RPI 101+			
RPI	S	Opponent	Score	RPI	S	Opponent	Score	RPI	S	Opponent	Score	RPI	S	Opponent	Score	RPI	S	Opponent	Score
3	H	Missouri St.	90 96	26	H	LSU	90 68	53	H	Abilene Christian	78 65	108	A	Houston	69 85				
				28	H	Drake	93 84					130	A	Wichita St.	83 88				
				33	A	Western Ky.	63 74					149	H	SFA	75 62				
												163	H	UAB	82 75				
												181	H	Sam Houston St.	95 71				
												225	H	Prairie View	94 48				
LAST 10 Division I																			
181	H	Sam Houston St.	95 71	28	H	Drake	93 84												
26	H	LSU	90 68	108	A	Houston	69 85												
33	A	Western Ky.	63 74	149	H	SFA	75 62												
130	A	Wichita St.	83 88	3	H	Missouri St.	90 96												
53	H	Abilene Christian	78 65	163	H	UAB	82 75												

Non-Div I Games:

Oklahoma

Average RPI Win:	191	WON-LOST	WINNING	LAST 10	STRENGTH OF	OPP. STRENGTH	TEAM	ADJ.	CONF.	ADJ CONF.
Average RPI Loss:	11	RECORD	PCT. RANK	GAMES	SCHEDULE	OF SCHEDULE	RPI	RPI	RPI	RPI
DIV. I ONLY	8- 3	68	7-3	136	19	56	56	5	5	
DIV. I NON-CONF.	8- 3	68	7-3	137	18	56	56	5	5	
TOTALS	RPI 1-25	RPI 26-50	W-L RECORDS	RPI 51-100	RPI 101-150	RPI 150+				
8- 3	0- 3	0- 0	OVERALL	1- 0	2- 0	5- 0				
6- 0	0- 0	0- 0	HOME	0- 0	2- 0	4- 0				
1- 1	0- 1	0- 0	AWAY	0- 0	0- 0	1- 0				
1- 2	0- 2	0- 0	NEUTRAL	1- 0	0- 0	0- 0				
8- 3	0- 3	0- 0	NON-CONFERENCE	1- 0	2- 0	5- 0				
6- 0	0- 0	0- 0	HOME	0- 0	2- 0	4- 0				
1- 1	0- 1	0- 0	AWAY	0- 0	0- 0	1- 0				
1- 2	0- 2	0- 0	NEUTRAL	1- 0	0- 0	0- 0				
0- 0	0- 0	0- 0	CONFERENCE	0- 0	0- 0	0- 0				
0- 0	0- 0	0- 0	HOME	0- 0	0- 0	0- 0				
0- 0	0- 0	0- 0	AWAY	0- 0	0- 0	0- 0				
0- 0	0- 0	0- 0	NEUTRAL	0- 0	0- 0	0- 0				

RPI 1-25				RPI 26-50				RPI 51-100				RPI 101+			
RPI	S	Opponent	Score	RPI	S	Opponent	Score	RPI	S	Opponent	Score	RPI	S	Opponent	Score
4	N	Louisville	48 69					94	N	UT Arlington	60 47	113	H	Idaho	62 47
8	A	Texas A&M	62 74									141	H	Lamar University	74 53
21	N	Oregon	72 89									202	H	Rice	69 38
												215	H	Oral Roberts	78 44
												222	H	Southern U.	72 59
												267	H	Idaho St.	70 52
												272	A	Tulsa	78 48
LAST 10 Division I															
222	H	Southern U.	72 59	215	H	Oral Roberts	78 44								
8	A	Texas A&M	62 74	202	H	Rice	69 38								
94	N	UT Arlington	60 47	267	H	Idaho St.	70 52								
4	N	Louisville	48 69	272	A	Tulsa	78 48								
21	N	Oregon	72 89	141	H	Lamar University	74 53								

Non-Div I Games:

Oklahoma St.

Old Dominion

Through Games Of Dec. 20, 2019

Average RPI Win:	195	WON-LOST	WINNING	LAST 10	STRENGTH OF	OPP. STRENGTH	TEAM	ADJ.	CONF.	ADJ CONF.
Average RPI Loss:	106	RECORD	PCT. RANK	GAMES	SCHEDULE	OF SCHEDULE	RPI	RPI	RPI	RPI
DIV. I ONLY	9- 2	40	8-2	244	104	57	57	14	14	
DIV. I NON-CONF.	9- 2	40	8-2	247	104	57	57	14	14	
TOTALS	RPI 1-25	RPI 26-50	W-L RECORDS	RPI 51-100	RPI 101-150	RPI 150+				
9- 2	0- 1	0- 0	OVERALL	1- 0	2- 0	6- 1				
5- 0	0- 0	0- 0	HOME	1- 0	0- 0	4- 0				
3- 2	0- 1	0- 0	AWAY	0- 0	1- 0	2- 1				
1- 0	0- 0	0- 0	NEUTRAL	0- 0	1- 0	0- 0				
9- 2	0- 1	0- 0	NON-CONFERENCE	1- 0	2- 0	6- 1				
5- 0	0- 0	0- 0	HOME	1- 0	0- 0	4- 0				
3- 2	0- 1	0- 0	AWAY	0- 0	1- 0	2- 1				
1- 0	0- 0	0- 0	NEUTRAL	0- 0	1- 0	0- 0				
0- 0	0- 0	0- 0	CONFERENCE	0- 0	0- 0	0- 0				
0- 0	0- 0	0- 0	HOME	0- 0	0- 0	0- 0				
0- 0	0- 0	0- 0	AWAY	0- 0	0- 0	0- 0				
0- 0	0- 0	0- 0	NEUTRAL	0- 0	0- 0	0- 0				

RPI 1-25				RPI 26-50				RPI 51-100				Team's RPI: 57		RPI 101+			
RPI	S	Opponent	Score	RPI	S	Opponent	Score	RPI	S	Opponent	Score			RPI	S	Opponent	Score
22	A	Virginia	53 56					76	H	Richmond	73 51			105	A	Auburn	89 77
														113	N	Idaho	67 55
														168	A	William & Mary	69 58
														184	H	Campbell	59 44
														186	H	Hampton	75 38
														189	A	VCU	49 62
														287	H	UMES	48 39
														314	H	Winthrop	68 44
														319	A	Cal Poly	61 55
LAST 10 Division I																	
				76	H	Richmond	73 51					186	H	Hampton	75 38		
				189	A	VCU	49 62					319	A	Cal Poly	61 55		
				287	H	UMES	48 39					22	A	Virginia	53 56		
				168	A	William & Mary	69 58					314	H	Winthrop	68 44		
				113	N	Idaho	67 55					105	A	Auburn	89 77		

Non-Div I Games:

Old Dominion

Average RPI Win:	263	WON-LOST	WINNING	LAST 10	STRENGTH OF	OPP. STRENGTH	TEAM	ADJ.	CONF.	ADJ CONF.
Average RPI Loss:	141	RECORD	PCT. RANK	GAMES	SCHEDULE	OF SCHEDULE	RPI	RPI	RPI	RPI
DIV. I ONLY	3- 8	262	3-7	122	253	260	260	17	17	
DIV. I NON-CONF.	3- 8	263	3-7	120	255	261	261	17	17	
TOTALS	RPI 1-25	RPI 26-50	W-L RECORDS	RPI 51-100	RPI 101-150	RPI 150+				
3- 8	0- 1	0- 2	OVERALL	0- 0	0- 1	3- 4				
2- 3	0- 1	0- 1	HOME	0- 0	0- 1	2- 0				
0- 4	0- 0	0- 1	AWAY	0- 0	0- 0	0- 3				
1- 1	0- 0	0- 0	NEUTRAL	0- 0	0- 0	1- 1				
3- 8	0- 1	0- 2	NON-CONFERENCE	0- 0	0- 1	3- 4				
2- 3	0- 1	0- 1	HOME	0- 0	0- 1	2- 0				
0- 4	0- 0	0- 1	AWAY	0- 0	0- 0	0- 3				
1- 1	0- 0	0- 0	NEUTRAL	0- 0	0- 0	1- 1				
0- 0	0- 0	0- 0	CONFERENCE	0- 0	0- 0	0- 0				
0- 0	0- 0	0- 0	HOME	0- 0	0- 0	0- 0				
0- 0	0- 0	0- 0	AWAY	0- 0	0- 0	0- 0				
0- 0	0- 0	0- 0	NEUTRAL	0- 0	0- 0	0- 0				

RPI 1-25				RPI 26-50				RPI 51-100				RPI 101+ Team's RPI: 260			
RPI	S	Opponent	Score	RPI	S	Opponent	Score	RPI	S	Opponent	Score	RPI	S	Opponent	Score
11	H	Creighton	54 67	43	A	Kansas	48 63					133	H	Cleveland St.	66 79
				47	H	UNI	45 81					189	N	VCU	66 74
												192	H	UMKC	57 53
												228	A	Northern Ky.	40 57
												231	A	Kansas St.	48 73
												247	A	Eastern Ill.	52 65
												261	H	Morgan St.	70 64
												336	N	Mississippi Val.	78 70
LAST 10 Division I															
				47	H	UNI	45 81	133	H	Cleveland St.	66 79				
				247	A	Eastern Ill.	52 65	228	A	Northern Ky.	40 57				
				192	H	UMKC	57 53	261	H	Morgan St.	70 64				
				336	N	Mississippi Val.	78 70	43	A	Kansas	48 63				
				189	N	VCU	66 74	231	A	Kansas St.	48 73				

Non-Div I Games: Peru St. 92 58 Graceland (IA) 85 46

Omaha

Loss, Non-Conf, S Site, H Home A Away N Neutral

Oral Roberts

Through Games Of Dec. 20, 2019

Average RPI Win:	164	WON-LOST	WINNING	LAST 10	STRENGTH OF	OPP. STRENGTH	TEAM	ADJ.	CONF.	ADJ CONF.
Average RPI Loss:	159	RECORD	PCT. RANK	GAMES	SCHEDULE	OF SCHEDULE	RPI	RPI	RPI	RPI
DIV. I ONLY	3- 8	262	2-8	56	292	215	215	17	17	
DIV. I NON-CONF.	3- 8	263	2-8	57	292	213	213	17	17	
TOTALS	RPI 1-25	RPI 26-50	W-L RECORDS	RPI 51-100	RPI 101-150	RPI 150+				
3- 8	0- 0	0- 1	OVERALL	0- 2	1- 0	2- 5				
3- 1	0- 0	0- 0	HOME	0- 0	1- 0	2- 1				
0- 7	0- 0	0- 1	AWAY	0- 2	0- 0	0- 4				
0- 0	0- 0	0- 0	NEUTRAL	0- 0	0- 0	0- 0				
3- 8	0- 0	0- 1	NON-CONFERENCE	0- 2	1- 0	2- 5				
3- 1	0- 0	0- 0	HOME	0- 0	1- 0	2- 1				
0- 7	0- 0	0- 1	AWAY	0- 2	0- 0	0- 4				
0- 0	0- 0	0- 0	NEUTRAL	0- 0	0- 0	0- 0				
0- 0	0- 0	0- 0	CONFERENCE	0- 0	0- 0	0- 0				
0- 0	0- 0	0- 0	HOME	0- 0	0- 0	0- 0				
0- 0	0- 0	0- 0	AWAY	0- 0	0- 0	0- 0				
0- 0	0- 0	0- 0	NEUTRAL	0- 0	0- 0	0- 0				

RPI S	Opponent	Score	RPI S	Opponent	Score	RPI S	Opponent	Score	RPI S	Opponent	Score	Team's RPI: 215
			34 A	Arkansas	64 96	56 A	Oklahoma St.	44 78	130 H	Wichita St.	79 66	
						96 A	Nebraska	67 77	176 A	Southern Utah	58 72	
									180 H	Texas St.	63 57	
									181 H	Sam Houston St.	64 41	
									195 A	Utah	58 78	
									214 H	Houston Baptist	73 74	
									231 A	Kansas St.	69 109	
									272 A	Tulsa	65 67	
LAST 10 Division I												
			96 A	Nebraska	67 77	56 A	Oklahoma St.	44 78				
			195 A	Utah	58 78	272 A	Tulsa	65 67				
			176 A	Southern Utah	58 72	231 A	Kansas St.	69 109				
			181 H	Sam Houston St.	64 41	34 A	Arkansas	64 96				
			214 H	Houston Baptist	73 74	130 H	Wichita St.	79 66				

Non-Div I Games: Cent. Christian (KS114 60

Oral Roberts

Loss, Non-Conf, S Site, H Home A Away N Neutral

Oregon

Through Games Of Dec. 20, 2019

Average RPI Win: 146	WON-LOST	WINNING	LAST 10	STRENGTH OF	OPP. STRENGTH	TEAM	ADJ.	CONF.	ADJ CONF.
Average RPI Loss: 4	RECORD	PCT. RANK	GAMES	SCHEDULE	OF SCHEDULE	RPI	RPI	RPI	RPI
DIV. I ONLY	9- 1	21	9-1	102	21	21	21	1	1
DIV. I NON-CONF.	9- 1	21	9-1	102	20	21	21	1	1
TOTALS	RPI 1-25	RPI 26-50	W-L RECORDS	RPI 51-100	RPI 101-150	RPI 150+			
9- 1	0- 1	1- 0	OVERALL	3- 0	1- 0	4- 0			
5- 0	0- 0	1- 0	HOME	0- 0	1- 0	3- 0			
2- 0	0- 0	0- 0	AWAY	1- 0	0- 0	1- 0			
2- 1	0- 1	0- 0	NEUTRAL	2- 0	0- 0	0- 0			
9- 1	0- 1	1- 0	NON-CONFERENCE	3- 0	1- 0	4- 0			
5- 0	0- 0	1- 0	HOME	0- 0	1- 0	3- 0			
2- 0	0- 0	0- 0	AWAY	1- 0	0- 0	1- 0			
2- 1	0- 1	0- 0	NEUTRAL	2- 0	0- 0	0- 0			
0- 0	0- 0	0- 0	CONFERENCE	0- 0	0- 0	0- 0			
0- 0	0- 0	0- 0	HOME	0- 0	0- 0	0- 0			
0- 0	0- 0	0- 0	AWAY	0- 0	0- 0	0- 0			
0- 0	0- 0	0- 0	NEUTRAL	0- 0	0- 0	0- 0			

RPI S	Opponent	Score	RPI S	Opponent	Score	RPI S	Opponent	Score	RPI S	Opponent	Score
4 N	Louisville	62 72	46 H	Texas Southern	99 63	56 N	Oklahoma St.	89 72	132 H	South Dakota St.	95 56
						91 A	Syracuse	81 64	191 H	Utah St.	109 52
						94 N	UT Arlington	91 54	211 H	Northeastern	89 47
									244 A	Long Beach St.	81 45
									252 H	UC Riverside	84 41
LAST 10 Division I											
244 A	Long Beach St.	81 45	252 H	UC Riverside	84 41						
132 H	South Dakota St.	95 56	56 N	Oklahoma St.	89 72						
4 N	Louisville	62 72	46 H	Texas Southern	99 63						
94 N	UT Arlington	91 54	191 H	Utah St.	109 52						
91 A	Syracuse	81 64	211 H	Northeastern	89 47						

Non-Div I Games:

Oregon

Loss, Non-Conf, S Site, H Home A Away N Neutral

Average RPI Win:	115	WON-LOST	WINNING	LAST 10	STRENGTH OF	OPP. STRENGTH	TEAM	ADJ.	CONF.	ADJ CONF.
Average RPI Loss:	0	RECORD	PCT. RANK	GAMES	SCHEDULE	OF SCHEDULE	RPI	RPI	RPI	RPI
DIV. I ONLY	11- 0	1	10-0	39	13	5	5	1	1	
DIV. I NON-CONF.	11- 0	1	10-0	39	12	5	5	1	1	
TOTALS	RPI 1-25	RPI 26-50	W-L RECORDS	RPI 51-100	RPI 101-150	RPI 150+				
11- 0	2- 0	1- 0	OVERALL	1- 0	3- 0	4- 0				
7- 0	2- 0	0- 0	HOME	1- 0	1- 0	3- 0				
1- 0	0- 0	1- 0	AWAY	0- 0	0- 0	0- 0				
3- 0	0- 0	0- 0	NEUTRAL	0- 0	2- 0	1- 0				
11- 0	2- 0	1- 0	NON-CONFERENCE	1- 0	3- 0	4- 0				
7- 0	2- 0	0- 0	HOME	1- 0	1- 0	3- 0				
1- 0	0- 0	1- 0	AWAY	0- 0	0- 0	0- 0				
3- 0	0- 0	0- 0	NEUTRAL	0- 0	2- 0	1- 0				
0- 0	0- 0	0- 0	CONFERENCE	0- 0	0- 0	0- 0				
0- 0	0- 0	0- 0	HOME	0- 0	0- 0	0- 0				
0- 0	0- 0	0- 0	AWAY	0- 0	0- 0	0- 0				
0- 0	0- 0	0- 0	NEUTRAL	0- 0	0- 0	0- 0				

RPI 1-25				Team's RPI: 5				RPI 26-50				RPI 51-100				RPI 101+			
RPI	S	Opponent	Score					RPI	S	Opponent	Score					RPI	S	Opponent	Score
3	H	Missouri St.	80 69					36	A	Miami (FL)	75 53					72	H	Pacific	69 57
9	H	DePaul	98 77																
LAST 10 Division I																			
212	N	Northern Ariz.	91 57					114	N	BYU	65 34								
191	H	Utah St.	75 46					176	H	Southern Utah	95 45								
134	H	Hawaii	64 32					3	H	Missouri St.	80 69								
129	N	Liberty	68 55					9	H	DePaul	98 77								
36	A	Miami (FL)	75 53					72	H	Pacific	69 57								

Non-Div I Games:

Oregon St.

■ Loss,
 ■ Non-Conf, S Site,
 ■ Home
 ■ Away
 N Neutral

Average RPI Win:	218	WON-LOST	WINNING	LAST 10	STRENGTH OF	OPP. STRENGTH	TEAM	ADJ.	CONF.	ADJ CONF.
Average RPI Loss:	78	RECORD	PCT. RANK	GAMES	SCHEDULE	OF SCHEDULE	RPI	RPI	RPI	RPI
DIV. I ONLY	7- 4	99	6-4	121	105	72	72	12	12	
DIV. I NON-CONF.	7- 4	99	6-4	119	106	72	72	12	12	
TOTALS	RPI 1-25	RPI 26-50	W-L RECORDS	RPI 51-100	RPI 101-150	RPI 150+				
7- 4	0- 2	0- 0	OVERALL	1- 1	0- 0	6- 1				
4- 0	0- 0	0- 0	HOME	0- 0	0- 0	4- 0				
2- 3	0- 2	0- 0	AWAY	1- 1	0- 0	1- 0				
1- 1	0- 0	0- 0	NEUTRAL	0- 0	0- 0	1- 1				
7- 4	0- 2	0- 0	NON-CONFERENCE	1- 1	0- 0	6- 1				
4- 0	0- 0	0- 0	HOME	0- 0	0- 0	4- 0				
2- 3	0- 2	0- 0	AWAY	1- 1	0- 0	1- 0				
1- 1	0- 0	0- 0	NEUTRAL	0- 0	0- 0	1- 1				
0- 0	0- 0	0- 0	CONFERENCE	0- 0	0- 0	0- 0				
0- 0	0- 0	0- 0	HOME	0- 0	0- 0	0- 0				
0- 0	0- 0	0- 0	AWAY	0- 0	0- 0	0- 0				
0- 0	0- 0	0- 0	NEUTRAL	0- 0	0- 0	0- 0				

RPI 1-25				RPI 26-50				RPI 51-100 Team's RPI: 72				RPI 101+			
RPI	S	Opponent	Score	RPI	S	Opponent	Score	RPI	S	Opponent	Score	RPI	S	Opponent	Score
5	A	Oregon St.	57 69					63	A	Drexel	58 51	178	H	SMU	77 49
16	A	UCLA	57 68					89	A	CSU Bakersfield	70 80	192	H	UMKC	89 60
												200	N	Toledo	65 66
												255	N	St. Francis Brooklyn	71 62
												265	H	Weber St.	76 53
												270	H	Indiana St.	83 66
												303	A	UC Santa Barbara	63 53
LAST 10 Division I															
255	N	St. Francis Brooklyn	71 62	200	N	Toledo	65 66								
16	A	UCLA	57 68	270	H	Indiana St.	83 66								
89	A	CSU Bakersfield	70 80	265	H	Weber St.	76 53								
303	A	UC Santa Barbara	63 53	63	A	Drexel	58 51								
178	H	SMU	77 49	5	A	Oregon St.	57 69								

Non-Div I Games:

Pacific

Average RPI Win:	212	WON-LOST	WINNING	LAST 10	STRENGTH OF	OPP. STRENGTH	TEAM	ADJ.	CONF.	ADJ CONF.
Average RPI Loss:	24	RECORD	PCT. RANK	GAMES	SCHEDULE	OF SCHEDULE	RPI	RPI	RPI	RPI
DIV. I ONLY	8- 1	31	8-1	315	20	81	81	9	9	
DIV. I NON-CONF.	8- 1	31	8-1	315	19	80	80	9	9	
TOTALS	RPI 1-25	RPI 26-50	W-L RECORDS	RPI 51-100	RPI 101-150	RPI 150+				
8- 1	0- 1	0- 0	OVERALL	1- 0	2- 0	5- 0				
5- 0	0- 0	0- 0	HOME	1- 0	0- 0	4- 0				
3- 1	0- 1	0- 0	AWAY	0- 0	2- 0	1- 0				
0- 0	0- 0	0- 0	NEUTRAL	0- 0	0- 0	0- 0				
8- 1	0- 1	0- 0	NON-CONFERENCE	1- 0	2- 0	5- 0				
5- 0	0- 0	0- 0	HOME	1- 0	0- 0	4- 0				
3- 1	0- 1	0- 0	AWAY	0- 0	2- 0	1- 0				
0- 0	0- 0	0- 0	NEUTRAL	0- 0	0- 0	0- 0				
0- 0	0- 0	0- 0	CONFERENCE	0- 0	0- 0	0- 0				
0- 0	0- 0	0- 0	HOME	0- 0	0- 0	0- 0				
0- 0	0- 0	0- 0	AWAY	0- 0	0- 0	0- 0				
0- 0	0- 0	0- 0	NEUTRAL	0- 0	0- 0	0- 0				

RPI 1-25				RPI 26-50				RPI 51-100				RPI 101+			
RPI	S	Opponent	Score	RPI	S	Opponent	Score	RPI	S	Opponent	Score	RPI	S	Opponent	Score
24	A	Duke	50 66					63	H	Drexel	53 49	145	A	Saint Joseph's	55 45
												150	A	La Salle	65 49
												204	H	Iona	74 42
												233	H	Stetson	81 41
												288	H	Siena	92 44
												301	H	Hartford	74 46
												309	A	NJIT	85 51
LAST 10 Division I															
233	H	Stetson	81 41	63	H	Drexel	53 49	204	H	Iona	74 42				
150	A	La Salle	65 49	309	A	NJIT	85 51	288	H	Siena	92 44				
301	H	Hartford	74 46												
24	A	Duke	50 66												
145	A	Saint Joseph's	55 45												

Non-Div I Games:

Penn

Average RPI Win:	247	WON-LOST	WINNING	LAST 10	STRENGTH OF	OPP. STRENGTH	TEAM	ADJ.	CONF.	ADJ CONF.
Average RPI Loss:	134	RECORD	PCT. RANK	GAMES	SCHEDULE	OF SCHEDULE	RPI	RPI	RPI	RPI
DIV. I ONLY	5- 5	162	5-5	227	165	219	219	2	2	
DIV. I NON-CONF.	5- 5	160	5-5	230	167	219	219	2	2	
TOTALS	RPI 1-25	RPI 26-50	W-L RECORDS	RPI 51-100	RPI 101-150	RPI 150+				
5- 5	0- 1	0- 0	OVERALL	0- 0	0- 2	5- 2				
3- 3	0- 0	0- 0	HOME	0- 0	0- 2	3- 1				
1- 1	0- 1	0- 0	AWAY	0- 0	0- 0	1- 0				
1- 1	0- 0	0- 0	NEUTRAL	0- 0	0- 0	1- 1				
5- 5	0- 1	0- 0	NON-CONFERENCE	0- 0	0- 2	5- 2				
3- 3	0- 0	0- 0	HOME	0- 0	0- 2	3- 1				
1- 1	0- 1	0- 0	AWAY	0- 0	0- 0	1- 0				
1- 1	0- 0	0- 0	NEUTRAL	0- 0	0- 0	1- 1				
0- 0	0- 0	0- 0	CONFERENCE	0- 0	0- 0	0- 0				
0- 0	0- 0	0- 0	HOME	0- 0	0- 0	0- 0				
0- 0	0- 0	0- 0	AWAY	0- 0	0- 0	0- 0				
0- 0	0- 0	0- 0	NEUTRAL	0- 0	0- 0	0- 0				

RPI 1-25				RPI 26-50				RPI 51-100				RPI 101+ Team's RPI: 219			
RPI	S	Opponent	Score	RPI	S	Opponent	Score	RPI	S	Opponent	Score	RPI	S	Opponent	Score
12	A	Princeton	55 72									110	H	Rider	70 78
												150	H	La Salle	67 69
												151	H	Fordham	72 59
												152	H	George Mason	68 78
												196	H	Clemson	68 55
												244	N	Long Beach St.	56 64
												264	A	Towson	73 67
												305	H	Pittsburgh	78 73
												320	N	N.C. Central	92 68
LAST 10 Division I															
320	N	N.C. Central	92 68	12	A	Princeton	55 72								
244	N	Long Beach St.	56 64	305	H	Pittsburgh	78 73								
152	H	George Mason	68 78	151	H	Fordham	72 59								
196	H	Clemson	68 55	110	H	Rider	70 78								
150	H	La Salle	67 69	264	A	Towson	73 67								

Non-Div I Games:

Penn St.

Pepperdine

Through Games Of Dec. 20, 2019

Average RPI Win:	292	WON-LOST	WINNING	LAST 10	STRENGTH OF	OPP. STRENGTH	TEAM	ADJ.	CONF.	ADJ CONF.
Average RPI Loss:	167	RECORD	PCT. RANK	GAMES	SCHEDULE	OF SCHEDULE	RPI	RPI	RPI	RPI
DIV. I ONLY	4- 3	138	4-3	344	113	295	295	12	12	
DIV. I NON-CONF.	4- 3	138	4-3	345	113	295	295	12	12	
TOTALS	RPI 1-25	RPI 26-50	W-L RECORDS	RPI 51-100	RPI 101-150	RPI 150+				
4- 3	0- 0	0- 0	OVERALL	0- 1	0- 1	4- 1				
2- 2	0- 0	0- 0	HOME	0- 0	0- 1	2- 1				
2- 1	0- 0	0- 0	AWAY	0- 1	0- 0	2- 0				
0- 0	0- 0	0- 0	NEUTRAL	0- 0	0- 0	0- 0				
4- 3	0- 0	0- 0	NON-CONFERENCE	0- 1	0- 1	4- 1				
2- 2	0- 0	0- 0	HOME	0- 0	0- 1	2- 1				
2- 1	0- 0	0- 0	AWAY	0- 1	0- 0	2- 0				
0- 0	0- 0	0- 0	NEUTRAL	0- 0	0- 0	0- 0				
0- 0	0- 0	0- 0	CONFERENCE	0- 0	0- 0	0- 0				
0- 0	0- 0	0- 0	HOME	0- 0	0- 0	0- 0				
0- 0	0- 0	0- 0	AWAY	0- 0	0- 0	0- 0				
0- 0	0- 0	0- 0	NEUTRAL	0- 0	0- 0	0- 0				

RPI 1-25				RPI 26-50				RPI 51-100				RPI 101+Team's RPI: 295					
RPI	S	Opponent	Score	RPI	S	Opponent	Score	RPI	S	Opponent	Score	RPI	S	Opponent	Score		
								87	A	Washington St.	48	85	134	H	Hawaii	51	52
													250	A	Eastern Wash.	53	52
													278	H	UC Davis	70	67
													279	H	UNLV	44	69
													319	H	Cal Poly	63	53
													321	A	New Mexico St.	72	69
LAST 10 Division I																	
				250	A	Eastern Wash.	53	52					278	H	UC Davis	70	67
				321	A	New Mexico St.	72	69					279	H	UNLV	44	69
				134	H	Hawaii	51	52									
				319	H	Cal Poly	63	53									
				87	A	Washington St.	48	85									

Non-Div I Games: Concordia (CA) 76 57 Cal St. L.A. 79 56

Pepperdine

Loss, Non-Conf, S Site, H Home A Away N Neutral

Average RPI Win:	325	WON-LOST	WINNING	LAST 10	STRENGTH OF	OPP. STRENGTH	TEAM	ADJ.	CONF.	ADJ CONF.
Average RPI Loss:	145	RECORD	PCT. RANK	GAMES	SCHEDULE	OF SCHEDULE	RPI	RPI	RPI	RPI
DIV. I ONLY	3- 7	250	3-7	232	298	305	305	3	3	
DIV. I NON-CONF.	3- 7	248	3-7	234	297	305	305	3	3	
TOTALS	RPI 1-25	RPI 26-50	W-L RECORDS	RPI 51-100	RPI 101-150	RPI 150+				
3- 7	0- 0	0- 0	OVERALL	0- 1	0- 4	3- 2				
2- 4	0- 0	0- 0	HOME	0- 0	0- 3	2- 1				
0- 2	0- 0	0- 0	AWAY	0- 1	0- 0	0- 1				
1- 1	0- 0	0- 0	NEUTRAL	0- 0	0- 1	1- 0				
3- 7	0- 0	0- 0	NON-CONFERENCE	0- 1	0- 4	3- 2				
2- 4	0- 0	0- 0	HOME	0- 0	0- 3	2- 1				
0- 2	0- 0	0- 0	AWAY	0- 1	0- 0	0- 1				
1- 1	0- 0	0- 0	NEUTRAL	0- 0	0- 1	1- 0				
0- 0	0- 0	0- 0	CONFERENCE	0- 0	0- 0	0- 0				
0- 0	0- 0	0- 0	HOME	0- 0	0- 0	0- 0				
0- 0	0- 0	0- 0	AWAY	0- 0	0- 0	0- 0				
0- 0	0- 0	0- 0	NEUTRAL	0- 0	0- 0	0- 0				

RPI 1-25			RPI 26-50			RPI 51-100			RPI 101+			Team's RPI: 305
RPI	S	Opponent	Score	RPI	S	Opponent	Score	RPI	S	Opponent	Score	
								100	A	UCF	58	74
								101	H	Duquesne	62	81
								112	N	Ohio	50	72
								120	H	Stony Brook	56	59
								135	H	Miami (OH)	71	80
								219	A	Penn St.	73	78
								230	H	Georgetown	56	66
								297	N	Ole Miss	58	50
								338	H	Central Conn. St.	81	73
								339	H	Fairleigh Dickinson	69	60
LAST 10 Division I												
								101	H	Duquesne	62	81
								339	H	Fairleigh Dickinson	69	60
								230	H	Georgetown	56	66
								338	H	Central Conn. St.	81	73
								100	A	UCF	58	74
								135	H	Miami (OH)	71	80
								120	H	Stony Brook	56	59
								219	A	Penn St.	73	78
								297	N	Ole Miss	58	50
								112	N	Ohio	50	72

Non-Div I Games:

Pittsburgh

■ Loss,
 ■ Non-Conf,
 ■ S Site,
 ■ H Home
 ■ A Away
 N Neutral

Average RPI Win:	241	WON-LOST	WINNING	LAST 10	STRENGTH OF	OPP. STRENGTH	TEAM	ADJ.	CONF.	ADJ CONF.
Average RPI Loss:	123	RECORD	PCT. RANK	GAMES	SCHEDULE	OF SCHEDULE	RPI	RPI	RPI	RPI
DIV. I ONLY	5- 4	143	5-4	188	255	172	172	12	12	
DIV. I NON-CONF.	5- 4	141	5-4	189	256	172	172	12	12	
TOTALS	RPI 1-25	RPI 26-50	W-L RECORDS	RPI 51-100	RPI 101-150	RPI 150+				
5- 4	0- 0	0- 0	OVERALL	0- 2	0- 1	5- 1				
2- 3	0- 0	0- 0	HOME	0- 2	0- 1	2- 0				
3- 1	0- 0	0- 0	AWAY	0- 0	0- 0	3- 1				
0- 0	0- 0	0- 0	NEUTRAL	0- 0	0- 0	0- 0				
5- 4	0- 0	0- 0	NON-CONFERENCE	0- 2	0- 1	5- 1				
2- 3	0- 0	0- 0	HOME	0- 2	0- 1	2- 0				
3- 1	0- 0	0- 0	AWAY	0- 0	0- 0	3- 1				
0- 0	0- 0	0- 0	NEUTRAL	0- 0	0- 0	0- 0				
0- 0	0- 0	0- 0	CONFERENCE	0- 0	0- 0	0- 0				
0- 0	0- 0	0- 0	HOME	0- 0	0- 0	0- 0				
0- 0	0- 0	0- 0	AWAY	0- 0	0- 0	0- 0				
0- 0	0- 0	0- 0	NEUTRAL	0- 0	0- 0	0- 0				

RPI 1-25				RPI 26-50				RPI 51-100				RPI 101+				Team's RPI: 172	
RPI	S	Opponent	Score	RPI	S	Opponent	Score	RPI	S	Opponent	Score	RPI	S	Opponent	Score		
								53	H	Abilene Christian	69	76	144	H	Portland St.	71	77
								59	H	Loyola Chicago	64	78	165	H	Fresno St.	75	64
													191	A	Utah St.	70	64
													234	A	CSUN	64	73
													265	A	Weber St.	78	59
													271	H	Grand Canyon	73	41
													315	A	Air Force	72	56
LAST 10 Division I																	
				234	A	CSUN	64	73	144	H	Portland St.	71	77				
				165	H	Fresno St.	75	64	271	H	Grand Canyon	73	41				
				265	A	Weber St.	78	59	59	H	Loyola Chicago	64	78				
				191	A	Utah St.	70	64	53	H	Abilene Christian	69	76				
									315	A	Air Force	72	56				

Non-Div I Games: Warner Pacific 78 36 Willamette 82 42

Portland

Average RPI Win:	247	WON-LOST	WINNING	LAST 10	STRENGTH OF	OPP. STRENGTH	TEAM	ADJ.	CONF.	ADJ CONF.
Average RPI Loss:	153	RECORD	PCT. RANK	GAMES	SCHEDULE	OF SCHEDULE	RPI	RPI	RPI	RPI
DIV. I ONLY	5- 3	116	5-3	281	145	144	144	19	19	
DIV. I NON-CONF.	5- 3	115	5-3	283	145	145	145	19	19	
TOTALS	RPI 1-25	RPI 26-50	W-L RECORDS	RPI 51-100	RPI 101-150	RPI 150+				
5- 3	0- 0	0- 0	OVERALL	0- 1	0- 0	5- 2				
2- 0	0- 0	0- 0	HOME	0- 0	0- 0	2- 0				
3- 2	0- 0	0- 0	AWAY	0- 1	0- 0	3- 1				
0- 1	0- 0	0- 0	NEUTRAL	0- 0	0- 0	0- 1				
5- 3	0- 0	0- 0	NON-CONFERENCE	0- 1	0- 0	5- 2				
2- 0	0- 0	0- 0	HOME	0- 0	0- 0	2- 0				
3- 2	0- 0	0- 0	AWAY	0- 1	0- 0	3- 1				
0- 1	0- 0	0- 0	NEUTRAL	0- 0	0- 0	0- 1				
0- 0	0- 0	0- 0	CONFERENCE	0- 0	0- 0	0- 0				
0- 0	0- 0	0- 0	HOME	0- 0	0- 0	0- 0				
0- 0	0- 0	0- 0	AWAY	0- 0	0- 0	0- 0				
0- 0	0- 0	0- 0	NEUTRAL	0- 0	0- 0	0- 0				

RPI 1-25			RPI 26-50			RPI 51-100			RPI 101+			Team's RPI: 144
RPI	S	Opponent	Score	RPI	S	Opponent	Score	RPI	S	Opponent	Score	
						74 A Boise St.	57 82			172 A Portland	77 71	
										192 A UMKC	69 87	
										194 A UC Irvine	70 61	
										194 N UC Irvine	75 83	
										271 H Grand Canyon	69 46	
										278 A UC Davis	76 70	
										318 H Nevada	80 75	
LAST 10 Division I												
172 A		Portland	77 71	271 H		Grand Canyon	69 46					
192 A		UMKC	69 87	194 A		UC Irvine	70 61					
74 A		Boise St.	57 82	278 A		UC Davis	76 70					
				318 H		Nevada	80 75					
				194 N		UC Irvine	75 83					

Non-Div I Games: Multnomah 104 48

Portland St.

Average RPI Win:	0	WON-LOST	WINNING	LAST 10	STRENGTH OF	OPP. STRENGTH	TEAM	ADJ.	CONF.	ADJ CONF.
Average RPI Loss:	125	RECORD	PCT. RANK	GAMES	SCHEDULE	OF SCHEDULE	RPI	RPI	RPI	RPI
DIV. I ONLY	0- 9	336	0-9	3	324	225	225	27	27	
DIV. I NON-CONF.	0- 9	336	0-9	4	323	224	224	27	27	
TOTALS	RPI 1-25	RPI 26-50	W-L RECORDS	RPI 51-100	RPI 101-150	RPI 150+				
0- 9	0- 1	0- 1	OVERALL	0- 2	0- 1	0- 4				
0- 1	0- 0	0- 0	HOME	0- 0	0- 0	0- 1				
0- 6	0- 1	0- 1	AWAY	0- 2	0- 0	0- 2				
0- 2	0- 0	0- 0	NEUTRAL	0- 0	0- 1	0- 1				
0- 9	0- 1	0- 1	NON-CONFERENCE	0- 2	0- 1	0- 4				
0- 1	0- 0	0- 0	HOME	0- 0	0- 0	0- 1				
0- 6	0- 1	0- 1	AWAY	0- 2	0- 0	0- 2				
0- 2	0- 0	0- 0	NEUTRAL	0- 0	0- 1	0- 1				
0- 0	0- 0	0- 0	CONFERENCE	0- 0	0- 0	0- 0				
0- 0	0- 0	0- 0	HOME	0- 0	0- 0	0- 0				
0- 0	0- 0	0- 0	AWAY	0- 0	0- 0	0- 0				
0- 0	0- 0	0- 0	NEUTRAL	0- 0	0- 0	0- 0				

RPI 1-25				RPI 26-50				RPI 51-100				RPI 101+ Team's RPI: 225			
RPI	S	Opponent	Score	RPI	S	Opponent	Score	RPI	S	Opponent	Score	RPI	S	Opponent	Score
8	A	Texas A&M	38 80	35	A	Oklahoma	48 94	61	A	Arizona	48 83	135	N	Miami (OH)	52 65
								83	A	Wisconsin	42 68	171	A	Texas Tech	48 82
												177	H	Florida	44 51
												202	A	Rice	55 77
												249	N	A&M-Corpus Christi	52 64
LAST 10 Division I															
				83	A	Wisconsin	42 68					177	H	Florida	44 51
				171	A	Texas Tech	48 82			8	A	Texas A&M	38 80		
				202	A	Rice	55 77			61	A	Arizona	48 83		
				35	A	Oklahoma	48 94			249	N	A&M-Corpus Christi	52 64		
										135	N	Miami (OH)	52 65		

Non-Div I Games: Wiley 75 42 Tex. A&M-Kingsville85 55

Prairie View

Loss, Non-Conf, S Site, H Home A Away N Neutral

Presbyterian

Through Games Of Dec. 20, 2019

Average RPI Win:	325	WON-LOST	WINNING	LAST 10	STRENGTH OF	OPP. STRENGTH	TEAM	ADJ.	CONF.	ADJ CONF.
Average RPI Loss:	189	RECORD	PCT. RANK	GAMES	SCHEDULE	OF SCHEDULE	RPI	RPI	RPI	RPI
DIV. I ONLY	2- 5	259	2-5	171	350	266	266	29	29	
DIV. I NON-CONF.	2- 5	258	2-5	174	350	268	268	29	29	
TOTALS	RPI 1-25	RPI 26-50	W-L RECORDS	RPI 51-100	RPI 101-150	RPI 150+				
2- 5	0- 0	0- 0	OVERALL	0- 1	0- 1	2- 3				
1- 1	0- 0	0- 0	HOME	0- 0	0- 0	1- 1				
1- 4	0- 0	0- 0	AWAY	0- 1	0- 1	1- 2				
0- 0	0- 0	0- 0	NEUTRAL	0- 0	0- 0	0- 0				
2- 5	0- 0	0- 0	NON-CONFERENCE	0- 1	0- 1	2- 3				
1- 1	0- 0	0- 0	HOME	0- 0	0- 0	1- 1				
1- 4	0- 0	0- 0	AWAY	0- 1	0- 1	1- 2				
0- 0	0- 0	0- 0	NEUTRAL	0- 0	0- 0	0- 0				
0- 0	0- 0	0- 0	CONFERENCE	0- 0	0- 0	0- 0				
0- 0	0- 0	0- 0	HOME	0- 0	0- 0	0- 0				
0- 0	0- 0	0- 0	AWAY	0- 0	0- 0	0- 0				
0- 0	0- 0	0- 0	NEUTRAL	0- 0	0- 0	0- 0				

RPI 1-25				RPI 26-50				RPI 51-100				RPI 101+				Team's RPI: 266	
RPI	S	Opponent	Score	RPI	S	Opponent	Score	RPI	S	Opponent	Score	RPI	S	Opponent	Score		
								67	A	West Virginia	40	56	118	A	Illinois	52	71
													177	A	Florida	46	60
													291	A	Wofford	60	67
													292	H	UNCW	60	70
													300	H	Col. of Charleston	58	54
													349	A	South Carolina St.	70	49
LAST 10 Division I																	
				292	H	UNCW	60	70		177	A	Florida	46	60			
				118	A	Illinois	52	71		67	A	West Virginia	40	56			
				291	A	Wofford	60	67		349	A	South Carolina St.	70	49			
				300	H	Col. of Charleston	58	54									

Non-Div I Games: William Peace 72 35

Presbyterian

Loss, Non-Conf, S Site, H Home A Away N Neutral

Average RPI Win:	145	WON-LOST	WINNING	LAST 10	STRENGTH OF	OPP. STRENGTH	TEAM	ADJ.	CONF.	ADJ CONF.
Average RPI Loss:	19	RECORD	PCT. RANK	GAMES	SCHEDULE	OF SCHEDULE	RPI	RPI	RPI	RPI
DIV. I ONLY	11- 1	11	9-1	67	44	12	12	9	9	
DIV. I NON-CONF.	11- 1	11	9-1	67	44	12	12	9	9	
TOTALS	RPI 1-25	RPI 26-50	W-L RECORDS	RPI 51-100	RPI 101-150	RPI 150+				
11- 1	0- 1	2- 0	OVERALL	2- 0	2- 0	5- 0				
6- 0	0- 0	1- 0	HOME	0- 0	1- 0	4- 0				
5- 1	0- 1	1- 0	AWAY	2- 0	1- 0	1- 0				
0- 0	0- 0	0- 0	NEUTRAL	0- 0	0- 0	0- 0				
11- 1	0- 1	2- 0	NON-CONFERENCE	2- 0	2- 0	5- 0				
6- 0	0- 0	1- 0	HOME	0- 0	1- 0	4- 0				
5- 1	0- 1	1- 0	AWAY	2- 0	1- 0	1- 0				
0- 0	0- 0	0- 0	NEUTRAL	0- 0	0- 0	0- 0				
0- 0	0- 0	0- 0	CONFERENCE	0- 0	0- 0	0- 0				
0- 0	0- 0	0- 0	HOME	0- 0	0- 0	0- 0				
0- 0	0- 0	0- 0	AWAY	0- 0	0- 0	0- 0				
0- 0	0- 0	0- 0	NEUTRAL	0- 0	0- 0	0- 0				

RPI S	Opponent	Score	RPI S	Opponent	Score	RPI S	Opponent	Score	RPI S	Opponent	Score
19	A Iowa	75 77	30	A Saint Louis	66 50	64	A Seton Hall	78 76	106	A George Washington	75 50
			44	H FGCU	67 53	79	A Marist	62 50	110	H Rider	80 47
									175	A Missouri	68 33
									209	H Monmouth	52 40
									219	H Penn St.	72 55
									255	H St. Francis Brooklyn	76 44
									301	H Hartford	73 42
LAST 10 Division I											
219	H Penn St.	72 55	30	A Saint Louis	66 50						
301	H Hartford	73 42	175	A Missouri	68 33						
79	A Marist	62 50	19	A Iowa	75 77						
255	H St. Francis Brooklyn	76 44	44	H FGCU	67 53						
209	H Monmouth	52 40	64	A Seton Hall	78 76						

Non-Div I Games:

Princeton

RPI 1-25				RPI 26-50				RPI 51-100				Team's RPI: 58		RPI 101+			
RPI	S	Opponent	Score	RPI	S	Opponent	Score	RPI	S	Opponent	Score			RPI	S	Opponent	Score
								65	A	Yale	79	82		124	N	Rhode Island	58 51
								68	N	Ball St.	51	52		164	A	New Mexico	68 86
								88	H	Boston College	76	60		174	A	Massachusetts	72 63
														195	A	Utah	67 60
														209	A	Monmouth	68 52
														240	H	UMass Lowell	63 38
														269	N	LMU (CA)	48 45
														301	A	Hartford	75 57
														311	A	Bryant	76 32
LAST 10 Division I																	
				164	A	New Mexico	68 86	269	N	LMU (CA)	48 45						
				195	A	Utah	67 60	68	N	Ball St.	51 52						
				124	N	Rhode Island	58 51	209	A	Monmouth	68 52						
				311	A	Bryant	76 32	88	H	Boston College	76 60						
				240	H	UMass Lowell	63 38	301	A	Hartford	75 57						

Providence

Page 232

Average RPI Win:	125	WON-LOST	WINNING	LAST 10	STRENGTH OF	OPP. STRENGTH	TEAM	ADJ.	CONF.	ADJ CONF.
Average RPI Loss:	13	RECORD	PCT. RANK	GAMES	SCHEDULE	OF SCHEDULE	RPI	RPI	RPI	RPI
DIV. I ONLY	8- 3	68	7-3	24	18	18	18	2	2	
DIV. I NON-CONF.	8- 3	68	7-3	23	17	18	18	2	2	
TOTALS	RPI 1-25	RPI 26-50	W-L RECORDS	RPI 51-100	RPI 101-150	RPI 150+				
8- 3	0- 3	2- 0	OVERALL	2- 0	0- 0	4- 0				
5- 0	0- 0	1- 0	HOME	1- 0	0- 0	3- 0				
1- 2	0- 2	0- 0	AWAY	0- 0	0- 0	1- 0				
2- 1	0- 1	1- 0	NEUTRAL	1- 0	0- 0	0- 0				
8- 3	0- 3	2- 0	NON-CONFERENCE	2- 0	0- 0	4- 0				
5- 0	0- 0	1- 0	HOME	1- 0	0- 0	3- 0				
1- 2	0- 2	0- 0	AWAY	0- 0	0- 0	1- 0				
2- 1	0- 1	1- 0	NEUTRAL	1- 0	0- 0	0- 0				
0- 0	0- 0	0- 0	CONFERENCE	0- 0	0- 0	0- 0				
0- 0	0- 0	0- 0	HOME	0- 0	0- 0	0- 0				
0- 0	0- 0	0- 0	AWAY	0- 0	0- 0	0- 0				
0- 0	0- 0	0- 0	NEUTRAL	0- 0	0- 0	0- 0				

RPI	S	Opponent	Score	RPI	S	Opponent	Score	RPI	S	Opponent	Score	RPI	S	Opponent	Score
6	N	Gonzaga	50 63	28	N	Drake	67 47	54	N	Arizona St.	59 52	159	H	Northern Ill.	68 63
7	A	South Carolina	49 85	33	H	Western Ky.	67 50	70	H	Kent St.	77 64	193	H	Milwaukee	68 55
25	A	Virginia Tech	54 67									223	H	Western Ill.	66 59
												242	A	Chattanooga	66 34
LAST 10 Division I															
70	H	Kent St.	77 64	33	H	Western Ky.	67 50	7	A	South Carolina	49 85	159	H	Northern Ill.	68 63
25	A	Virginia Tech	54 67	54	N	Arizona St.	59 52	223	H	Western Ill.	66 59	242	A	Chattanooga	66 34
6	N	Gonzaga	50 63												
28	N	Drake	67 47												

Non-Div I Games:

Purdue

Average RPI Win:	330	WON-LOST	WINNING	LAST 10	STRENGTH OF	OPP. STRENGTH	TEAM	ADJ.	CONF.	ADJ CONF.
Average RPI Loss:	154	RECORD	PCT. RANK	GAMES	SCHEDULE	OF SCHEDULE	RPI	RPI	RPI	RPI
DIV. I ONLY	2- 8	301	2-8	277	206	325	325	17	17	
DIV. I NON-CONF.	2- 8	300	2-8	279	210	324	324	17	17	
TOTALS	RPI 1-25	RPI 26-50	W-L RECORDS	RPI 51-100	RPI 101-150	RPI 150+				
2- 8	0- 0	0- 0	OVERALL	0- 2	0- 1	2- 5				
2- 2	0- 0	0- 0	HOME	0- 1	0- 0	2- 1				
0- 3	0- 0	0- 0	AWAY	0- 0	0- 1	0- 2				
0- 3	0- 0	0- 0	NEUTRAL	0- 1	0- 0	0- 2				
2- 8	0- 0	0- 0	NON-CONFERENCE	0- 2	0- 1	2- 5				
2- 2	0- 0	0- 0	HOME	0- 1	0- 0	2- 1				
0- 3	0- 0	0- 0	AWAY	0- 0	0- 1	0- 2				
0- 3	0- 0	0- 0	NEUTRAL	0- 1	0- 0	0- 2				
0- 0	0- 0	0- 0	CONFERENCE	0- 0	0- 0	0- 0				
0- 0	0- 0	0- 0	HOME	0- 0	0- 0	0- 0				
0- 0	0- 0	0- 0	AWAY	0- 0	0- 0	0- 0				
0- 0	0- 0	0- 0	NEUTRAL	0- 0	0- 0	0- 0				

RPI 1-25			RPI 26-50			RPI 51-100			RPI 101+			Team's RPI: 325
RPI	S	Opponent	Score	RPI	S	Opponent	Score	RPI	S	Opponent	Score	
						68 H Ball St.	52 83	111 A Akron		53 64		
						70 N Kent St.	67 75	160 H Southeast Mo. St.		48 58		
								171 N Texas Tech		48 82		
								190 A Eastern Mich.		40 64		
								209 N Monmouth		46 60		
								251 A SIUE		53 57		
								324 H UIC		61 50		
								335 H Evansville		67 64		
LAST 10 Division I												
251 A SIUE		53 57	335 H Evansville		67 64							
209 N Monmouth		46 60	190 A Eastern Mich.		40 64							
171 N Texas Tech		48 82	111 A Akron		53 64							
160 H Southeast Mo. St.		48 58	68 H Ball St.		52 83							
70 N Kent St.		67 75	324 H UIC		61 50							

Non-Div I Games: Heidelberg 82 55 Purdue Northwest 73 50

Purdue Fort Wayne

Loss, Non-Conf, S Site, H Home A Away N Neutral

Quinnipiac

Through Games Of Dec. 20, 2019

Average RPI Win:	107	WON-LOST	WINNING	LAST 10	STRENGTH OF	OPP. STRENGTH	TEAM	ADJ.	CONF.	ADJ CONF.
Average RPI Loss:	91	RECORD	PCT. RANK	GAMES	SCHEDULE	OF SCHEDULE	RPI	RPI	RPI	RPI
DIV. I ONLY	1- 6	314	1-6	28	123	218	218	24	24	
DIV. I NON-CONF.	1- 6	314	1-6	27	124	217	217	23	23	
TOTALS	RPI 1-25	RPI 26-50	W-L RECORDS	RPI 51-100	RPI 101-150	RPI 150+				
1- 6	0- 0	0- 1	OVERALL	0- 3	1- 1	0- 1				
1- 3	0- 0	0- 0	HOME	0- 1	1- 1	0- 1				
0- 3	0- 0	0- 1	AWAY	0- 2	0- 0	0- 0				
0- 0	0- 0	0- 0	NEUTRAL	0- 0	0- 0	0- 0				
1- 6	0- 0	0- 1	NON-CONFERENCE	0- 3	1- 1	0- 1				
1- 3	0- 0	0- 0	HOME	0- 1	1- 1	0- 1				
0- 3	0- 0	0- 1	AWAY	0- 2	0- 0	0- 0				
0- 0	0- 0	0- 0	NEUTRAL	0- 0	0- 0	0- 0				
0- 0	0- 0	0- 0	CONFERENCE	0- 0	0- 0	0- 0				
0- 0	0- 0	0- 0	HOME	0- 0	0- 0	0- 0				
0- 0	0- 0	0- 0	AWAY	0- 0	0- 0	0- 0				
0- 0	0- 0	0- 0	NEUTRAL	0- 0	0- 0	0- 0				

RPI 1-25				RPI 26-50				RPI 51-100				RPI 101+ Team's RPI: 218			
RPI	S	Opponent	Score	RPI	S	Opponent	Score	RPI	S	Opponent	Score	RPI	S	Opponent	Score
				48	A	Maryland	52 107	63	H	Drexel	62 66	106	H	George Washington	67 78
								65	A	Yale	59 63	107	H	Bucknell	76 69
								100	A	UCF	58 80	161	H	Harvard	68 77
LAST 10 Division I															
				161	H	Harvard	68 77	100	A	UCF	58 80				
				48	A	Maryland	52 107	106	H	George Washington	67 78				
				107	H	Bucknell	76 69								
				65	A	Yale	59 63								
				63	H	Drexel	62 66								

Non-Div I Games:

Quinnipiac

Loss, Non-Conf, S Site, H Home A Away N Neutral

Average RPI Win:	299	WON-LOST	WINNING	LAST 10	STRENGTH OF	OPP. STRENGTH	TEAM	ADJ.	CONF.	ADJ CONF.
Average RPI Loss:	149	RECORD	PCT. RANK	GAMES	SCHEDULE	OF SCHEDULE	RPI	RPI	RPI	RPI
DIV. I ONLY	2- 7	285	2-7	248	212	281	281	29	29	
DIV. I NON-CONF.	2- 7	284	2-7	251	215	284	284	29	29	
TOTALS	RPI 1-25	RPI 26-50	W-L RECORDS	RPI 51-100	RPI 101-150	RPI 150+				
2- 7	0- 1	0- 0	OVERALL	0- 3	0- 0	2- 3				
0- 2	0- 0	0- 0	HOME	0- 0	0- 0	0- 2				
2- 5	0- 1	0- 0	AWAY	0- 3	0- 0	2- 1				
0- 0	0- 0	0- 0	NEUTRAL	0- 0	0- 0	0- 0				
2- 7	0- 1	0- 0	NON-CONFERENCE	0- 3	0- 0	2- 3				
0- 2	0- 0	0- 0	HOME	0- 0	0- 0	0- 2				
2- 5	0- 1	0- 0	AWAY	0- 3	0- 0	2- 1				
0- 0	0- 0	0- 0	NEUTRAL	0- 0	0- 0	0- 0				
0- 0	0- 0	0- 0	CONFERENCE	0- 0	0- 0	0- 0				
0- 0	0- 0	0- 0	HOME	0- 0	0- 0	0- 0				
0- 0	0- 0	0- 0	AWAY	0- 0	0- 0	0- 0				
0- 0	0- 0	0- 0	NEUTRAL	0- 0	0- 0	0- 0				

RPI 1-25				RPI 26-50				RPI 51-100				RPI 101+ Team's RPI: 281			
RPI	S	Opponent	Score	RPI	S	Opponent	Score	RPI	S	Opponent	Score	RPI	S	Opponent	Score
20	A	Ohio St.	57 70					67	A	West Virginia	37 74	237	H	American	55 59
								77	A	Alabama	51 85	246	H	Mt. St. Mary's	58 75
								93	A	Vanderbilt	46 80	248	A	ETSU	67 43
												302	A	Morehead St.	62 73
												349	A	South Carolina St.	60 45
LAST 10 Division I															
248	A	ETSU	67 43	77	A	Alabama	51 85								
67	A	West Virginia	37 74	237	H	American	55 59								
349	A	South Carolina St.	60 45	20	A	Ohio St.	57 70								
93	A	Vanderbilt	46 80	302	A	Morehead St.	62 73								
				246	H	Mt. St. Mary's	58 75								

Non-Div I Games:

Radford

Average RPI Win: 237		WON-LOST	WINNING	LAST 10	STRENGTH OF	OPP. STRENGTH	TEAM	ADJ.	CONF.	ADJ CONF.
Average RPI Loss: 81		RECORD	PCT. RANK	GAMES	SCHEDULE	OF SCHEDULE	RPI	RPI	RPI	RPI
DIV. I ONLY		7- 3	79	7-3	242	187	124	124	11	11
DIV. I NON-CONF.		7- 3	78	7-3	244	188	124	124	11	11
TOTALS	RPI 1-25		RPI 26-50		W-L RECORDS	RPI 51-100	RPI 101-150		RPI 150+	
7- 3	0- 0		0- 0		OVERALL	1- 3	0- 0		6- 0	
5- 0	0- 0		0- 0		HOME	1- 0	0- 0		4- 0	
1- 2	0- 0		0- 0		AWAY	0- 2	0- 0		1- 0	
1- 1	0- 0		0- 0		NEUTRAL	0- 1	0- 0		1- 0	
7- 3	0- 0		0- 0		NON-CONFERENCE	1- 3	0- 0		6- 0	
5- 0	0- 0		0- 0		HOME	1- 0	0- 0		4- 0	
1- 2	0- 0		0- 0		AWAY	0- 2	0- 0		1- 0	
1- 1	0- 0		0- 0		NEUTRAL	0- 1	0- 0		1- 0	
0- 0	0- 0		0- 0		CONFERENCE	0- 0	0- 0		0- 0	
0- 0	0- 0		0- 0		HOME	0- 0	0- 0		0- 0	
0- 0	0- 0		0- 0		AWAY	0- 0	0- 0		0- 0	
0- 0	0- 0		0- 0		NEUTRAL	0- 0	0- 0		0- 0	

RPI 1-25				RPI 26-50				RPI 51-100				RPI 101+				Team's RPI: 124	
RPI	S	Opponent	Score	RPI	S	Opponent	Score	RPI	S	Opponent	Score	RPI	S	Opponent	Score		
								58	N	Providence	51 58	155	H	Robert Morris	71 59		
								85	H	Holy Cross	73 58	217	H	Fairfield	74 41		
								88	A	Boston College	55 66	256	H	Vermont	77 74		
								98	A	North Dakota	61 67	301	A	Hartford	68 56		
												308	N	Brown	89 44		
												337	H	LIU Brooklyn	79 56		
LAST 10 Division I																	
				155	H	Robert Morris	71 59	58	N	Providence	51 58						
				88	A	Boston College	55 66	308	N	Brown	89 44						
				98	A	North Dakota	61 67	85	H	Holy Cross	73 58						
				301	A	Hartford	68 56	217	H	Fairfield	74 41						
				337	H	LIU Brooklyn	79 56	256	H	Vermont	77 74						

Non-Div I Games:

Rhode Island

■ Loss, ■ Non-Conf, S Site, H Home A Away N Neutral

Average RPI Win:	255	WON-LOST	WINNING	LAST 10	STRENGTH OF	OPP. STRENGTH	TEAM	ADJ.	CONF.	ADJ CONF.
Average RPI Loss:	63	RECORD	PCT. RANK	GAMES	SCHEDULE	OF SCHEDULE	RPI	RPI	RPI	RPI
DIV. I ONLY	5- 5	162	5-5	273	14	202	202	14	14	
DIV. I NON-CONF.	5- 5	160	5-5	273	13	201	201	14	14	
TOTALS	RPI 1-25	RPI 26-50	W-L RECORDS	RPI 51-100	RPI 101-150	RPI 150+				
5- 5	0- 2	0- 1	OVERALL	0- 1	0- 0	5- 1				
4- 1	0- 1	0- 0	HOME	0- 0	0- 0	4- 0				
1- 3	0- 0	0- 1	AWAY	0- 1	0- 0	1- 1				
0- 1	0- 1	0- 0	NEUTRAL	0- 0	0- 0	0- 0				
5- 5	0- 2	0- 1	NON-CONFERENCE	0- 1	0- 0	5- 1				
4- 1	0- 1	0- 0	HOME	0- 0	0- 0	4- 0				
1- 3	0- 0	0- 1	AWAY	0- 1	0- 0	1- 1				
0- 1	0- 1	0- 0	NEUTRAL	0- 0	0- 0	0- 0				
0- 0	0- 0	0- 0	CONFERENCE	0- 0	0- 0	0- 0				
0- 0	0- 0	0- 0	HOME	0- 0	0- 0	0- 0				
0- 0	0- 0	0- 0	AWAY	0- 0	0- 0	0- 0				
0- 0	0- 0	0- 0	NEUTRAL	0- 0	0- 0	0- 0				

RPI 1-25				RPI 26-50				RPI 51-100				RPI 101+ Team's RPI: 202			
RPI	S	Opponent	Score	RPI	S	Opponent	Score	RPI	S	Opponent	Score	RPI	S	Opponent	Score
8	H	Texas A&M	61 62	46	A	Texas Southern	56 63	56	A	Oklahoma St.	38 69	178	A	SMU	43 55
25	N	Virginia Tech	45 54									212	H	Northern Ariz.	71 57
												225	H	Prairie View	77 55
												245	H	Little Rock	66 40
												285	H	Nicholls St.	71 47
												310	A	McNeese	81 50
LAST 10 Division I															
25	N	Virginia Tech	45 54	225	H	Prairie View	77 55								
8	H	Texas A&M	61 62	46	A	Texas Southern	56 63								
178	A	SMU	43 55	212	H	Northern Ariz.	71 57								
245	H	Little Rock	66 40	310	A	McNeese	81 50								
285	H	Nicholls St.	71 47	56	A	Oklahoma St.	38 69								

Non-Div I Games:

Rice

Average RPI Win:	186	WON-LOST	WINNING	LAST 10	STRENGTH OF	OPP. STRENGTH	TEAM	ADJ.	CONF.	ADJ CONF.
Average RPI Loss:	98	RECORD	PCT. RANK	GAMES	SCHEDULE	OF SCHEDULE	RPI	RPI	RPI	RPI
DIV. I ONLY	6- 6	162	5-5	41	240	76	76	11	11	
DIV. I NON-CONF.	6- 6	160	5-5	41	243	75	75	11	11	
TOTALS	RPI 1-25	RPI 26-50	W-L RECORDS	RPI 51-100	RPI 101-150	RPI 150+				
6- 6	0- 0	0- 1	OVERALL	0- 4	2- 0	4- 1				
2- 1	0- 0	0- 0	HOME	0- 1	0- 0	2- 0				
4- 3	0- 0	0- 1	AWAY	0- 2	2- 0	2- 0				
0- 2	0- 0	0- 0	NEUTRAL	0- 1	0- 0	0- 1				
6- 6	0- 0	0- 1	NON-CONFERENCE	0- 4	2- 0	4- 1				
2- 1	0- 0	0- 0	HOME	0- 1	0- 0	2- 0				
4- 3	0- 0	0- 1	AWAY	0- 2	2- 0	2- 0				
0- 2	0- 0	0- 0	NEUTRAL	0- 1	0- 0	0- 1				
0- 0	0- 0	0- 0	CONFERENCE	0- 0	0- 0	0- 0				
0- 0	0- 0	0- 0	HOME	0- 0	0- 0	0- 0				
0- 0	0- 0	0- 0	AWAY	0- 0	0- 0	0- 0				
0- 0	0- 0	0- 0	NEUTRAL	0- 0	0- 0	0- 0				

RPI 1-25				RPI 26-50				RPI 51-100				Team's RPI: 76	RPI 101+			
RPI	S	Opponent	Score	RPI	S	Opponent	Score	RPI	S	Opponent	Score		RPI	S	Opponent	Score
				39	A	Charlotte	59 78	57	A	Old Dominion	51 73		122	A	UNC Greensboro	70 62
								63	A	Drexel	52 58		139	A	Coastal Caro.	79 67
								84	H	Furman	69 70		168	H	William & Mary	76 73
								99	N	Bradley	57 61		170	H	Fla. Atlantic	57 55
													230	A	Georgetown	51 49
													246	N	Mt. St. Mary's	67 75
													287	A	UMES	64 52
LAST 10 Division I																
				246	N	Mt. St. Mary's	67 75	57	A	Old Dominion	51 73					
				63	A	Drexel	52 58	84	H	Furman	69 70					
				168	H	William & Mary	76 73	287	A	UMES	64 52					
				170	H	Fla. Atlantic	57 55	99	N	Bradley	57 61					
				230	A	Georgetown	51 49	139	A	Coastal Caro.	79 67					

Non-Div I Games:

Richmond

■ Loss,
 ■ Non-Conf,
 ■ S Site,
 ■ H Home
 ■ A Away
 N Neutral

Average RPI Win:	230	WON-LOST	WINNING	LAST 10	STRENGTH OF	OPP. STRENGTH	TEAM	ADJ.	CONF.	ADJ CONF.
Average RPI Loss:	43	RECORD	PCT. RANK	GAMES	SCHEDULE	OF SCHEDULE	RPI	RPI	RPI	RPI
DIV. I ONLY	6- 2	63	6-2	283	52	110	110	24	24	
DIV. I NON-CONF.	6- 2	62	6-2	285	52	110	110	23	23	
TOTALS	RPI 1-25	RPI 26-50	W-L RECORDS	RPI 51-100	RPI 101-150	RPI 150+				
6- 2	0- 1	0- 0	OVERALL	0- 1	1- 0	5- 0				
3- 0	0- 0	0- 0	HOME	0- 0	1- 0	2- 0				
2- 1	0- 1	0- 0	AWAY	0- 0	0- 0	2- 0				
1- 1	0- 0	0- 0	NEUTRAL	0- 1	0- 0	1- 0				
6- 2	0- 1	0- 0	NON-CONFERENCE	0- 1	1- 0	5- 0				
3- 0	0- 0	0- 0	HOME	0- 0	1- 0	2- 0				
2- 1	0- 1	0- 0	AWAY	0- 0	0- 0	2- 0				
1- 1	0- 0	0- 0	NEUTRAL	0- 1	0- 0	1- 0				
0- 0	0- 0	0- 0	CONFERENCE	0- 0	0- 0	0- 0				
0- 0	0- 0	0- 0	HOME	0- 0	0- 0	0- 0				
0- 0	0- 0	0- 0	AWAY	0- 0	0- 0	0- 0				
0- 0	0- 0	0- 0	NEUTRAL	0- 0	0- 0	0- 0				

RPI 1-25				RPI 26-50			RPI 51-100			RPI 101+			Team's RPI: 110
RPI	S	Opponent	Score	RPI	S	Opponent	Score	RPI	S	Opponent	Score		
12	A	Princeton	47 80					73	N	North Florida	70 80	150	H La Salle 70 43
												208	H Wagner 77 63
												219	A Penn St. 78 70
												230	A Georgetown 65 64
												262	H Xavier 64 57
												313	N Lipscomb 81 76
LAST 10 Division I													
208	H	Wagner	77 63	230	A	Georgetown	65 64	150	H	La Salle	70 43		
219	A	Penn St.	78 70	73	N	North Florida	70 80	313	N	Lipscomb	81 76		
12	A	Princeton	47 80	262	H	Xavier	64 57						

Non-Div I Games:

Rider

Average RPI Win:	193	WON-LOST	WINNING	LAST 10	STRENGTH OF	OPP. STRENGTH	TEAM	ADJ.	CONF.	ADJ CONF.
Average RPI Loss:	113	RECORD	PCT. RANK	GAMES	SCHEDULE	OF SCHEDULE	RPI	RPI	RPI	RPI
DIV. I ONLY	4- 5	191	4-5	118	131	155	155	30	30	
DIV. I NON-CONF.	4- 5	192	4-5	116	130	154	154	30	30	
TOTALS	RPI 1-25	RPI 26-50	W-L RECORDS	RPI 51-100	RPI 101-150	RPI 150+				
4- 5	0- 1	0- 0	OVERALL	0- 1	1- 1	3- 2				
2- 2	0- 0	0- 0	HOME	0- 0	0- 0	2- 2				
2- 3	0- 1	0- 0	AWAY	0- 1	1- 1	1- 0				
0- 0	0- 0	0- 0	NEUTRAL	0- 0	0- 0	0- 0				
4- 5	0- 1	0- 0	NON-CONFERENCE	0- 1	1- 1	3- 2				
2- 2	0- 0	0- 0	HOME	0- 0	0- 0	2- 2				
2- 3	0- 1	0- 0	AWAY	0- 1	1- 1	1- 0				
0- 0	0- 0	0- 0	NEUTRAL	0- 0	0- 0	0- 0				
0- 0	0- 0	0- 0	CONFERENCE	0- 0	0- 0	0- 0				
0- 0	0- 0	0- 0	HOME	0- 0	0- 0	0- 0				
0- 0	0- 0	0- 0	AWAY	0- 0	0- 0	0- 0				
0- 0	0- 0	0- 0	NEUTRAL	0- 0	0- 0	0- 0				

RPI 1-25				RPI 26-50				RPI 51-100				RPI 101+ Team's RPI: 155			
RPI	S	Opponent	Score	RPI	S	Opponent	Score	RPI	S	Opponent	Score	RPI	S	Opponent	Score
17	A	TCU	61 66					70	A	Kent St.	81 82	124	A	Rhode Island	59 71
												150	A	La Salle	71 68
												153	H	Columbia	59 61
												154	H	Youngstown St.	58 43
												203	H	Delaware	62 73
												205	A	Norfolk St.	69 62
												262	H	Xavier	71 57
LAST 10 Division I															
205	A	Norfolk St.	69 62	262	H	Xavier	71 57								
124	A	Rhode Island	59 71	70	A	Kent St.	81 82								
203	H	Delaware	62 73	153	H	Columbia	59 61								
17	A	TCU	61 66	154	H	Youngstown St.	58 43								
				150	A	La Salle	71 68								

Non-Div I Games: Pitt.-Johnstown 63 30

Robert Morris

■ Loss,
 ■ Non-Conf,
 ■ S Site,
 ■ Home
 ■ A Away
 N Neutral

Average RPI Win:	194	WON-LOST	WINNING	LAST 10	STRENGTH OF	OPP. STRENGTH	TEAM	ADJ.	CONF.	ADJ CONF.
Average RPI Loss:	26	RECORD	PCT. RANK	GAMES	SCHEDULE	OF SCHEDULE	RPI	RPI	RPI	RPI
DIV. I ONLY	10- 1	15	9-1	223	67	41	41	2	2	
DIV. I NON-CONF.	10- 1	15	9-1	226	67	42	42	2	2	
TOTALS	RPI 1-25	RPI 26-50	W-L RECORDS	RPI 51-100	RPI 101-150	RPI 150+				
10- 1	1- 0	1- 1	OVERALL	1- 0	0- 0	7- 0				
7- 0	1- 0	0- 0	HOME	0- 0	0- 0	6- 0				
1- 1	0- 0	0- 1	AWAY	0- 0	0- 0	1- 0				
2- 0	0- 0	1- 0	NEUTRAL	1- 0	0- 0	0- 0				
10- 1	1- 0	1- 1	NON-CONFERENCE	1- 0	0- 0	7- 0				
7- 0	1- 0	0- 0	HOME	0- 0	0- 0	6- 0				
1- 1	0- 0	0- 1	AWAY	0- 0	0- 0	1- 0				
2- 0	0- 0	1- 0	NEUTRAL	1- 0	0- 0	0- 0				
0- 0	0- 0	0- 0	CONFERENCE	0- 0	0- 0	0- 0				
0- 0	0- 0	0- 0	HOME	0- 0	0- 0	0- 0				
0- 0	0- 0	0- 0	AWAY	0- 0	0- 0	0- 0				
0- 0	0- 0	0- 0	NEUTRAL	0- 0	0- 0	0- 0				

RPI 1-25				RPI 26-50				Team's RPI: 41	RPI 51-100				RPI 101+			
RPI	S	Opponent	Score	RPI	S	Opponent	Score		RPI	S	Opponent	Score	RPI	S	Opponent	Score
22	H	Virginia	73 63	26	A	LSU	58 64		93	N	Vanderbilt	62 56	161	H	Harvard	74 46
				31	N	Georgia Tech	46 43						222	H	Southern U.	78 58
													238	H	Niagara	87 37
													264	H	Towson	67 53
													276	A	South Alabama	77 56
													307	H	Marshall	66 41
													330	H	Coppin St.	107 33
LAST 10 Division I																
307	H	Marshall	66 41	31	N	Georgia Tech	46 43		93	N	Vanderbilt	62 56				
222	H	Southern U.	78 58	26	A	LSU	58 64		161	H	Harvard	74 46				
264	H	Towson	67 53						238	H	Niagara	87 37				
22	H	Virginia	73 63													
330	H	Coppin St.	107 33													

Non-Div I Games:

Rutgers

Average RPI Win:	286	WON-LOST	WINNING	LAST 10	STRENGTH OF	OPP. STRENGTH	TEAM	ADJ.	CONF.	ADJ CONF.
Average RPI Loss:	68	RECORD	PCT. RANK	GAMES	SCHEDULE	OF SCHEDULE	RPI	RPI	RPI	RPI
DIV. I ONLY	5- 2	77	5-2	287	209	149	149	26	26	
DIV. I NON-CONF.	4- 2	86	4-2	267	235	156	156	26	26	
TOTALS	RPI 1-25	RPI 26-50	W-L RECORDS	RPI 51-100	RPI 101-150	RPI 150+				
5- 2	0- 0	0- 1	OVERALL	0- 1	0- 0	5- 0				
1- 1	0- 0	0- 0	HOME	0- 1	0- 0	1- 0				
3- 1	0- 0	0- 1	AWAY	0- 0	0- 0	3- 0				
1- 0	0- 0	0- 0	NEUTRAL	0- 0	0- 0	1- 0				
4- 2	0- 0	0- 1	NON-CONFERENCE	0- 1	0- 0	4- 0				
1- 1	0- 0	0- 0	HOME	0- 1	0- 0	1- 0				
2- 1	0- 0	0- 1	AWAY	0- 0	0- 0	2- 0				
1- 0	0- 0	0- 0	NEUTRAL	0- 0	0- 0	1- 0				
1- 0	0- 0	0- 0	CONFERENCE	0- 0	0- 0	1- 0				
0- 0	0- 0	0- 0	HOME	0- 0	0- 0	0- 0				
1- 0	0- 0	0- 0	AWAY	0- 0	0- 0	1- 0				
0- 0	0- 0	0- 0	NEUTRAL	0- 0	0- 0	0- 0				

RPI 1-25				RPI 26-50				RPI 51-100				RPI 101+ Team's RPI: 149			
RPI	S	Opponent	Score	RPI	S	Opponent	Score	RPI	S	Opponent	Score	RPI	S	Opponent	Score
				35	A	Oklahoma	62 75	100	H	UCF	57 63	214	A	Houston Baptist	59 42
												272	A	Tulsa	67 63
												303	N	UC Santa Barbara	67 56
												318	A	Nevada	80 65
												322	H	Alcorn	67 62
LAST 10 Division I															
				214	A	Houston Baptist	59 42	100	H	UCF	57 63				
				318	A	Nevada	80 65	322	H	Alcorn	67 62				
				303	N	UC Santa Barbara	67 56	272	A	Tulsa	67 63				
				35	A	Oklahoma	62 75								

Non-Div I Games: LSU-Shreveport 75 32 Cent. Christian (KS104 46

SFA

■ Loss,
 ■ Non-Conf,
 ■ S Site,
 ■ Home
 ■ Away
 N Neutral

SMU

Average RPI Win: 212

Average RPI Loss: 94

WON-LOST

RECORD

WINNING

PCT. RANK

LAST 10

GAMES

STRENGTH OF

SCHEDULE

OPP. STRENGTH

OF SCHEDULE

TEAM

RPI

ADJ.

RPI

CONF.

RPI

ADJ CONF.

RPI

DIV. I ONLY

5- 4

143

5-4

120

164

178

178

8

8

DIV. I NON-CONF.

5- 4

141

5-4

118

166

178

178

8

8

TOTALS

RPI 1-25

RPI 26-50

W-L RECORDS

RPI 51-100

RPI 101-150

RPI 150+

5- 4

0- 1

0- 0

OVERALL

1- 1

0- 2

4- 0

4- 3

0- 1

0- 0

HOME

1- 0

0- 2

3- 0

0- 1

0- 0

0- 0

AWAY

0- 1

0- 0

0- 0

1- 0

0- 0

0- 0

NEUTRAL

0- 0

0- 0

1- 0

5- 4

0- 1

0- 0

NON-CONFERENCE

1- 1

0- 2

4- 0

4- 3

0- 1

0- 0

HOME

1- 0

0- 2

3- 0

0- 1

0- 0

0- 0

AWAY

0- 1

0- 0

0- 0

1- 0

0- 0

0- 0

NEUTRAL

0- 0

0- 0

1- 0

0- 0

0- 0

0- 0

CONFERENCE

0- 0

0- 0

0- 0

0- 0

0- 0

0- 0

HOME

0- 0

0- 0

0- 0

0- 0

0- 0

0- 0

AWAY

0- 0

0- 0

0- 0

0- 0

0- 0

0- 0

NEUTRAL

0- 0

0- 0

0- 0

RPI 1-25

RPI 26-50

RPI 51-100

RPI 101+

Team's RPI: 178

RPI S Opponent Score

RPI S Opponent Score

RPI S Opponent Score

RPI S Opponent Score

17 H TCU 56 57

72 A Pacific 49 77

98 H North Dakota 66 51

142 H Northern Colo. 52 61

146 H Wright St. 61 69

202 H Rice 55 43

216 H UTEP 60 56

234 N CSUN 68 58

310 H McNeese 81 60

LAST 10 Division I

234 N CSUN 68 58

216 H UTEP 60 56

17 H TCU 56 57

98 H North Dakota 66 51

142 H Northern Colo. 52 61

146 H Wright St. 61 69

202 H Rice 55 43

72 A Pacific 49 77

310 H McNeese 81 60

Non-Div I Games:

SMU

Sacramento St.

Through Games Of Dec. 20, 2019

Average RPI Win:	0	WON-LOST	WINNING	LAST 10	STRENGTH OF	OPP. STRENGTH	TEAM	ADJ.	CONF.	ADJ CONF.
Average RPI Loss:	231	RECORD	PCT. RANK	GAMES	SCHEDULE	OF SCHEDULE	RPI	RPI	RPI	RPI
DIV. I ONLY	0- 7	336	0-7	310	305	346	346	19	19	
DIV. I NON-CONF.	0- 7	336	0-7	310	303	346	346	19	19	
TOTALS	RPI 1-25	RPI 26-50	W-L RECORDS	RPI 51-100	RPI 101-150	RPI 150+				
0- 7	0- 1	0- 0	OVERALL	0- 0	0- 1	0- 5				
0- 1	0- 1	0- 0	HOME	0- 0	0- 0	0- 0				
0- 6	0- 0	0- 0	AWAY	0- 0	0- 1	0- 5				
0- 0	0- 0	0- 0	NEUTRAL	0- 0	0- 0	0- 0				
0- 7	0- 1	0- 0	NON-CONFERENCE	0- 0	0- 1	0- 5				
0- 1	0- 1	0- 0	HOME	0- 0	0- 0	0- 0				
0- 6	0- 0	0- 0	AWAY	0- 0	0- 1	0- 5				
0- 0	0- 0	0- 0	NEUTRAL	0- 0	0- 0	0- 0				
0- 0	0- 0	0- 0	CONFERENCE	0- 0	0- 0	0- 0				
0- 0	0- 0	0- 0	HOME	0- 0	0- 0	0- 0				
0- 0	0- 0	0- 0	AWAY	0- 0	0- 0	0- 0				
0- 0	0- 0	0- 0	NEUTRAL	0- 0	0- 0	0- 0				

RPI 1-25				RPI 26-50				RPI 51-100				RPI 101+				Team's RPI: 346
RPI	S	Opponent	Score	RPI	S	Opponent	Score	RPI	S	Opponent	Score	RPI	S	Opponent	Score	
20	H	Ohio St.	74 104									126	A	San Francisco	82 87	
												221	A	San Jose St.	67 73	
												278	A	UC Davis	75 77	
												318	A	Nevada	72 83	
												319	A	Cal Poly	43 62	
												332	A	Seattle U	84 88	
LAST 10 Division I																
221	A	San Jose St.	67 73	20	H	Ohio St.	74 104	126	A	San Francisco	82 87					
318	A	Nevada	72 83					332	A	Seattle U	84 88					
								278	A	UC Davis	75 77					
								319	A	Cal Poly	43 62					

Non-Div I Games: Cal Maritime 86 55 Pacific Union 94 35

Sacramento St.

Loss, Non-Conf, S Site, H Home A Away N Neutral

Sacred Heart

Through Games Of Dec. 20, 2019

Average RPI Win:	327	WON-LOST	WINNING	LAST 10	STRENGTH OF	OPP. STRENGTH	TEAM	ADJ.	CONF.	ADJ CONF.
Average RPI Loss:	123	RECORD	PCT. RANK	GAMES	SCHEDULE	OF SCHEDULE	RPI	RPI	RPI	RPI
DIV. I ONLY	2- 7	285	2-7	185	221	283	283	30	30	
DIV. I NON-CONF.	2- 7	284	2-7	186	223	286	286	30	30	
TOTALS	RPI 1-25	RPI 26-50	W-L RECORDS	RPI 51-100	RPI 101-150	RPI 150+				
2- 7	0- 0	0- 0	OVERALL	0- 4	0- 2	2- 1				
1- 1	0- 0	0- 0	HOME	0- 1	0- 0	1- 0				
0- 5	0- 0	0- 0	AWAY	0- 2	0- 2	0- 1				
1- 1	0- 0	0- 0	NEUTRAL	0- 1	0- 0	1- 0				
2- 7	0- 0	0- 0	NON-CONFERENCE	0- 4	0- 2	2- 1				
1- 1	0- 0	0- 0	HOME	0- 1	0- 0	1- 0				
0- 5	0- 0	0- 0	AWAY	0- 2	0- 2	0- 1				
1- 1	0- 0	0- 0	NEUTRAL	0- 1	0- 0	1- 0				
0- 0	0- 0	0- 0	CONFERENCE	0- 0	0- 0	0- 0				
0- 0	0- 0	0- 0	HOME	0- 0	0- 0	0- 0				
0- 0	0- 0	0- 0	AWAY	0- 0	0- 0	0- 0				
0- 0	0- 0	0- 0	NEUTRAL	0- 0	0- 0	0- 0				

RPI 1-25			RPI 26-50			RPI 51-100			RPI 101+			Team's RPI: 283
RPI	S	Opponent	Score	RPI	S	Opponent	Score	RPI	S	Opponent	Score	
						64 A Seton Hall	69 95	120 A Stony Brook		50 54		
						65 A Yale	40 87	145 A Saint Joseph's		44 71		
						85 H Holy Cross	52 65	288 A Siena		57 68		
						96 N Nebraska	49 72	323 N Detroit Mercy		66 60		
								331 H Hofstra		71 44		
LAST 10 Division I												
65 A Yale		40 87	96 N Nebraska		49 72							
85 H Holy Cross		52 65	323 N Detroit Mercy		66 60							
145 A Saint Joseph's		44 71	120 A Stony Brook		50 54							
64 A Seton Hall		69 95	288 A Siena		57 68							
			331 H Hofstra		71 44							

Non-Div I Games: Bridgeport 77 63

Sacred Heart

Loss, Non-Conf, S Site, H Home A Away N Neutral

Average RPI Win:	245	WON-LOST	WINNING	LAST 10	STRENGTH OF	OPP. STRENGTH	TEAM	ADJ.	CONF.	ADJ CONF.
Average RPI Loss:	118	RECORD	PCT. RANK	GAMES	SCHEDULE	OF SCHEDULE	RPI	RPI	RPI	RPI
DIV. I ONLY	2- 8	301	2-8	63	201	201	201	30	30	
DIV. I NON-CONF.	2- 8	300	2-8	63	204	200	200	30	30	
TOTALS	RPI 1-25	RPI 26-50	W-L RECORDS	RPI 51-100	RPI 101-150	RPI 150+				
2- 8	0- 1	0- 1	OVERALL	0- 1	0- 3	2- 2				
0- 2	0- 0	0- 0	HOME	0- 0	0- 1	0- 1				
1- 5	0- 1	0- 0	AWAY	0- 1	0- 2	1- 1				
1- 1	0- 0	0- 1	NEUTRAL	0- 0	0- 0	1- 0				
2- 8	0- 1	0- 1	NON-CONFERENCE	0- 1	0- 3	2- 2				
0- 2	0- 0	0- 0	HOME	0- 0	0- 1	0- 1				
1- 5	0- 1	0- 0	AWAY	0- 1	0- 2	1- 1				
1- 1	0- 0	0- 1	NEUTRAL	0- 0	0- 0	1- 0				
0- 0	0- 0	0- 0	CONFERENCE	0- 0	0- 0	0- 0				
0- 0	0- 0	0- 0	HOME	0- 0	0- 0	0- 0				
0- 0	0- 0	0- 0	AWAY	0- 0	0- 0	0- 0				
0- 0	0- 0	0- 0	NEUTRAL	0- 0	0- 0	0- 0				

RPI 1-25				RPI 26-50				RPI 51-100				RPI 101+ Team's RPI: 201			
RPI	S	Opponent	Score	RPI	S	Opponent	Score	RPI	S	Opponent	Score	RPI	S	Opponent	Score
25	A	Virginia Tech	41 105	44	N	FGCU	64 97	67	A	West Virginia	45 74	101	A	Duquesne	69 72
												123	A	South Fla.	23 62
												129	H	Liberty	52 71
												154	H	Youngstown St.	46 56
												233	N	Stetson	78 73
												256	A	Vermont	73 69
												302	A	Morehead St.	54 65
LAST 10 Division I															
129	H	Liberty	52 71	123	A	South Fla.	23 62								
101	A	Duquesne	69 72	44	N	FGCU	64 97								
154	H	Youngstown St.	46 56	302	A	Morehead St.	54 65								
256	A	Vermont	73 69	233	N	Stetson	78 73								
25	A	Virginia Tech	41 105	67	A	West Virginia	45 74								

Non-Div I Games:

Saint Francis (PA)

■ Loss,
 ■ Non-Conf,
 ■ S Site,
 ■ H Home
 ■ A Away
 N Neutral

Average RPI Win: 179		WON-LOST	WINNING	LAST 10	STRENGTH OF	OPP. STRENGTH	TEAM	ADJ.	CONF.	ADJ CONF.
Average RPI Loss: 90		RECORD	PCT. RANK	GAMES	SCHEDULE	OF SCHEDULE	RPI	RPI	RPI	RPI
DIV. I ONLY		5- 5	162	5-5	95	119	145	145	11	11
DIV. I NON-CONF.		5- 5	160	5-5	95	119	146	146	11	11
TOTALS	RPI 1-25	RPI 26-50		W-L RECORDS		RPI 51-100	RPI 101-150	RPI 150+		
5- 5	0- 0	0- 0		OVERALL		1- 3	0- 2	4- 0		
3- 2	0- 0	0- 0		HOME		1- 2	0- 0	2- 0		
1- 2	0- 0	0- 0		AWAY		0- 0	0- 2	1- 0		
1- 1	0- 0	0- 0		NEUTRAL		0- 1	0- 0	1- 0		
5- 5	0- 0	0- 0		NON-CONFERENCE		1- 3	0- 2	4- 0		
3- 2	0- 0	0- 0		HOME		1- 2	0- 0	2- 0		
1- 2	0- 0	0- 0		AWAY		0- 0	0- 2	1- 0		
1- 1	0- 0	0- 0		NEUTRAL		0- 1	0- 0	1- 0		
0- 0	0- 0	0- 0		CONFERENCE		0- 0	0- 0	0- 0		
0- 0	0- 0	0- 0		HOME		0- 0	0- 0	0- 0		
0- 0	0- 0	0- 0		AWAY		0- 0	0- 0	0- 0		
0- 0	0- 0	0- 0		NEUTRAL		0- 0	0- 0	0- 0		

RPI 1-25				RPI 26-50				RPI 51-100				RPI 101+				Team's RPI: 145	
RPI	S	Opponent	Score	RPI	S	Opponent	Score	RPI	S	Opponent	Score	RPI	S	Opponent	Score		
								62	H	Temple	67 63	105	A	Auburn	62 66		
								63	H	Drexel	52 62	138	A	Villanova	44 60		
								64	N	Seton Hall	39 55	153	A	Columbia	71 57		
								81	H	Penn	45 55	161	N	Harvard	63 39		
												237	H	American	72 51		
												283	H	Sacred Heart	71 44		
LAST 10 Division I																	
				161	N	Harvard	63 39	237	H	American	72 51						
				138	A	Villanova	44 60	105	A	Auburn	62 66						
				283	H	Sacred Heart	71 44	81	H	Penn	45 55						
				63	H	Drexel	52 62	64	N	Seton Hall	39 55						
				153	A	Columbia	71 57	62	H	Temple	67 63						

Non-Div I Games:

Saint Joseph's

■ Loss, ■ Non-Conf, S Site, H Home A Away N Neutral

Saint Louis

Through Games Of Dec. 20, 2019

Average RPI Win:	143	WON-LOST	WINNING	LAST 10	STRENGTH OF	OPP. STRENGTH	TEAM	ADJ.	CONF.	ADJ CONF.
Average RPI Loss:	91	RECORD	PCT. RANK	GAMES	SCHEDULE	OF SCHEDULE	RPI	RPI	RPI	RPI
DIV. I ONLY	7- 4	99	6-4	27	120	30	30	11	11	
DIV. I NON-CONF.	7- 4	99	6-4	26	120	30	30	11	11	
TOTALS	RPI 1-25	RPI 26-50	W-L RECORDS	RPI 51-100	RPI 101-150	RPI 150+				
7- 4	0- 1	1- 0	OVERALL	1- 2	2- 0	3- 1				
4- 1	0- 1	1- 0	HOME	1- 0	1- 0	1- 0				
3- 3	0- 0	0- 0	AWAY	0- 2	1- 0	2- 1				
0- 0	0- 0	0- 0	NEUTRAL	0- 0	0- 0	0- 0				
7- 4	0- 1	1- 0	NON-CONFERENCE	1- 2	2- 0	3- 1				
4- 1	0- 1	1- 0	HOME	1- 0	1- 0	1- 0				
3- 3	0- 0	0- 0	AWAY	0- 2	1- 0	2- 1				
0- 0	0- 0	0- 0	NEUTRAL	0- 0	0- 0	0- 0				
0- 0	0- 0	0- 0	CONFERENCE	0- 0	0- 0	0- 0				
0- 0	0- 0	0- 0	HOME	0- 0	0- 0	0- 0				
0- 0	0- 0	0- 0	AWAY	0- 0	0- 0	0- 0				
0- 0	0- 0	0- 0	NEUTRAL	0- 0	0- 0	0- 0				

RPI 1-25				RPI 26-50				Team's RPI: 30				RPI 51-100				RPI 101+			
RPI	S	Opponent	Score	RPI	S	Opponent	Score	RPI	S	Opponent	Score	RPI	S	Opponent	Score	RPI	S	Opponent	Score
12	H	Princeton	50 66	38	H	Illinois St.	61 56	66	H	Colgate	61 51	125	A	Cincinnati	60 50				
								82	A	Southern Ill.	53 61	131	H	UT Martin	56 50				
								93	A	Vanderbilt	50 62	160	H	Southeast Mo. St.	76 61				
												175	A	Missouri	58 83				
												228	A	Northern Ky.	67 42				
												251	A	SIUE	68 35				
LAST 10 Division I																			
12	H	Princeton	50 66	82	A	Southern Ill.	53 61												
38	H	Illinois St.	61 56	66	H	Colgate	61 51												
175	A	Missouri	58 83	251	A	SIUE	68 35												
160	H	Southeast Mo. St.	76 61	93	A	Vanderbilt	50 62												
125	A	Cincinnati	60 50	228	A	Northern Ky.	67 42												

Non-Div I Games:

Saint Louis

■ Loss,
 ■ Non-Conf,
 ■ S Site,
 ■ H Home
 ■ A Away
 N Neutral

Saint Mary's (CA)

Through Games Of Dec. 20, 2019

Average RPI Win:	233	WON-LOST	WINNING	LAST 10	STRENGTH OF	OPP. STRENGTH	TEAM	ADJ.	CONF.	ADJ CONF.
Average RPI Loss:	121	RECORD	PCT. RANK	GAMES	SCHEDULE	OF SCHEDULE	RPI	RPI	RPI	RPI
DIV. I ONLY	4- 6	211	4-6	45	278	179	179	12	12	
DIV. I NON-CONF.	4- 6	211	4-6	46	279	179	179	12	12	
TOTALS	RPI 1-25	RPI 26-50	W-L RECORDS	RPI 51-100	RPI 101-150	RPI 150+				
4- 6	0- 0	1- 3	OVERALL	0- 1	0- 0	3- 2				
4- 2	0- 0	1- 2	HOME	0- 0	0- 0	3- 0				
0- 4	0- 0	0- 1	AWAY	0- 1	0- 0	0- 2				
0- 0	0- 0	0- 0	NEUTRAL	0- 0	0- 0	0- 0				
4- 6	0- 0	1- 3	NON-CONFERENCE	0- 1	0- 0	3- 2				
4- 2	0- 0	1- 2	HOME	0- 0	0- 0	3- 0				
0- 4	0- 0	0- 1	AWAY	0- 1	0- 0	0- 2				
0- 0	0- 0	0- 0	NEUTRAL	0- 0	0- 0	0- 0				
0- 0	0- 0	0- 0	CONFERENCE	0- 0	0- 0	0- 0				
0- 0	0- 0	0- 0	HOME	0- 0	0- 0	0- 0				
0- 0	0- 0	0- 0	AWAY	0- 0	0- 0	0- 0				
0- 0	0- 0	0- 0	NEUTRAL	0- 0	0- 0	0- 0				

RPI 1-25				RPI 26-50				RPI 51-100				RPI 101+				Team's RPI: 179	
RPI	S	Opponent	Score	RPI	S	Opponent	Score	RPI	S	Opponent	Score	RPI	S	Opponent	Score		
				27	H	NC State	70 87	100	A	UCF	58 67	187	A	Wyoming	67 69		
				33	H	Western Ky.	80 73					278	H	UC Davis	83 74		
				43	A	Kansas	81 86					303	H	UC Santa Barbara	64 43		
				49	H	Marquette	63 77					318	A	Nevada	72 78		
												319	H	Cal Poly	84 67		
LAST 10 Division I																	
				100	A	UCF	58 67	49	H	Marquette	63 77						
				43	A	Kansas	81 86	27	H	NC State	70 87						
				319	H	Cal Poly	84 67	278	H	UC Davis	83 74						
				33	H	Western Ky.	80 73	187	A	Wyoming	67 69						
				318	A	Nevada	72 78	303	H	UC Santa Barbara	64 43						

Non-Div I Games:

Saint Mary's (CA)

■ Loss,
 ■ Non-Conf,
 ■ S Site,
 ■ H Home
 ■ A Away
 N Neutral

Saint Peter's

Through Games Of Dec. 20, 2019

Average RPI Win:	309	WON-LOST	WINNING	LAST 10	STRENGTH OF	OPP. STRENGTH	TEAM	ADJ.	CONF.	ADJ CONF.
Average RPI Loss:	235	RECORD	PCT. RANK	GAMES	SCHEDULE	OF SCHEDULE	RPI	RPI	RPI	RPI
DIV. I ONLY	3- 4	204	3-4	351	161	317	317	24	24	
DIV. I NON-CONF.	3- 4	205	3-4	351	163	317	317	23	23	
TOTALS	RPI 1-25	RPI 26-50	W-L RECORDS	RPI 51-100	RPI 101-150	RPI 150+				
3- 4	0- 0	0- 0	OVERALL	0- 0	0- 0	3- 4				
1- 0	0- 0	0- 0	HOME	0- 0	0- 0	1- 0				
2- 4	0- 0	0- 0	AWAY	0- 0	0- 0	2- 4				
0- 0	0- 0	0- 0	NEUTRAL	0- 0	0- 0	0- 0				
3- 4	0- 0	0- 0	NON-CONFERENCE	0- 0	0- 0	3- 4				
1- 0	0- 0	0- 0	HOME	0- 0	0- 0	1- 0				
2- 4	0- 0	0- 0	AWAY	0- 0	0- 0	2- 4				
0- 0	0- 0	0- 0	NEUTRAL	0- 0	0- 0	0- 0				
0- 0	0- 0	0- 0	CONFERENCE	0- 0	0- 0	0- 0				
0- 0	0- 0	0- 0	HOME	0- 0	0- 0	0- 0				
0- 0	0- 0	0- 0	AWAY	0- 0	0- 0	0- 0				
0- 0	0- 0	0- 0	NEUTRAL	0- 0	0- 0	0- 0				

RPI 1-25				RPI 26-50				RPI 51-100				RPI 101+				Team's RPI: 317	
RPI	S	Opponent	Score	RPI	S	Opponent	Score	RPI	S	Opponent	Score	RPI	S	Opponent	Score		
												198	A	Howard	80	92	
												208	A	Wagner	89	90	
												226	A	Delaware St.	66	89	
												261	H	Morgan St.	78	77	
												309	A	NJIT	73	76	
												330	A	Coppin St.	82	57	
												337	A	LIU Brooklyn	89	74	
LAST 10 Division I																	
				226	A	Delaware St.	66	89	330	A	Coppin St.	82	57				
				309	A	NJIT	73	76	208	A	Wagner	89	90				
				261	H	Morgan St.	78	77	337	A	LIU Brooklyn	89	74				
				198	A	Howard	80	92									

Non-Div I Games:

Saint Peter's

■ Loss,
 ■ Non-Conf,
 ■ S Site,
 ■ Home
 ■ A Away
 N Neutral

Average RPI Win:	287	WON-LOST	WINNING	LAST 10	STRENGTH OF	OPP. STRENGTH	TEAM	ADJ.	CONF.	ADJ CONF.
Average RPI Loss:	180	RECORD	PCT. RANK	GAMES	SCHEDULE	OF SCHEDULE	RPI	RPI	RPI	RPI
DIV. I ONLY	3- 4	204	3-4	209	333	181	181	26	26	
DIV. I NON-CONF.	2- 4	234	2-4	134	326	187	187	26	26	
TOTALS	RPI 1-25	RPI 26-50	W-L RECORDS	RPI 51-100	RPI 101-150	RPI 150+				
3- 4	0- 0	0- 1	OVERALL	0- 0	0- 0	3- 3				
1- 0	0- 0	0- 0	HOME	0- 0	0- 0	1- 0				
2- 4	0- 0	0- 1	AWAY	0- 0	0- 0	2- 3				
0- 0	0- 0	0- 0	NEUTRAL	0- 0	0- 0	0- 0				
2- 4	0- 0	0- 1	NON-CONFERENCE	0- 0	0- 0	2- 3				
1- 0	0- 0	0- 0	HOME	0- 0	0- 0	1- 0				
1- 4	0- 0	0- 1	AWAY	0- 0	0- 0	1- 3				
0- 0	0- 0	0- 0	NEUTRAL	0- 0	0- 0	0- 0				
1- 0	0- 0	0- 0	CONFERENCE	0- 0	0- 0	1- 0				
0- 0	0- 0	0- 0	HOME	0- 0	0- 0	0- 0				
1- 0	0- 0	0- 0	AWAY	0- 0	0- 0	1- 0				
0- 0	0- 0	0- 0	NEUTRAL	0- 0	0- 0	0- 0				

RPI S	Opponent	Score	RPI S	Opponent	Score	RPI S	Opponent	Score	RPI S	Opponent	Score	Team's RPI: 181
			35 A	Oklahoma	71 95				171 A	Texas Tech	57 99	
									173 H	Louisiana	77 73	
									215 A	Oral Roberts	41 64	
									297 A	Ole Miss	69 75	
									344 A	Northwestern St.	79 69	
									345 A	UTSA	81 77	
LAST 10 Division I												
			345 A	UTSA	81 77				344 A	Northwestern St.	79 69	
			215 A	Oral Roberts	41 64				35 A	Oklahoma	71 95	
			297 A	Ole Miss	69 75							
			171 A	Texas Tech	57 99							
			173 H	Louisiana	77 73							

Non-Div I Games: Jarvis Christian 114 46 Howard Payne 91 49

Sam Houston St.

Loss, Non-Conf, S Site, H Home A Away N Neutral

Average RPI Win:	230	WON-LOST	WINNING	LAST 10	STRENGTH OF	OPP. STRENGTH	TEAM	ADJ.	CONF.	ADJ CONF.
Average RPI Loss:	116	RECORD	PCT. RANK	GAMES	SCHEDULE	OF SCHEDULE	RPI	RPI	RPI	RPI
DIV. I ONLY	3- 9	274	3-7	35	286	158	158	21	21	
DIV. I NON-CONF.	3- 9	274	3-7	35	286	158	158	21	21	
TOTALS	RPI 1-25	RPI 26-50	W-L RECORDS	RPI 51-100	RPI 101-150	RPI 150+				
3- 9	0- 1	0- 3	OVERALL	0- 0	0- 1	3- 4				
0- 3	0- 0	0- 2	HOME	0- 0	0- 0	0- 1				
3- 6	0- 1	0- 1	AWAY	0- 0	0- 1	3- 3				
0- 0	0- 0	0- 0	NEUTRAL	0- 0	0- 0	0- 0				
3- 9	0- 1	0- 3	NON-CONFERENCE	0- 0	0- 1	3- 4				
0- 3	0- 0	0- 2	HOME	0- 0	0- 0	0- 1				
3- 6	0- 1	0- 1	AWAY	0- 0	0- 1	3- 3				
0- 0	0- 0	0- 0	NEUTRAL	0- 0	0- 0	0- 0				
0- 0	0- 0	0- 0	CONFERENCE	0- 0	0- 0	0- 0				
0- 0	0- 0	0- 0	HOME	0- 0	0- 0	0- 0				
0- 0	0- 0	0- 0	AWAY	0- 0	0- 0	0- 0				
0- 0	0- 0	0- 0	NEUTRAL	0- 0	0- 0	0- 0				

RPI 1-25				RPI 26-50				RPI 51-100				RPI 101+ Team's RPI: 158			
RPI	S	Opponent	Score	RPI	S	Opponent	Score	RPI	S	Opponent	Score	RPI	S	Opponent	Score
15	A	Florida St.	59 88	33	H	Western Ky.	84 88					131	A	UT Martin	75 80
				40	A	Kentucky	49 79					163	A	UAB	69 76
				50	H	Troy	65 74					177	A	Florida	48 84
												182	A	Murray St.	84 56
												197	A	Kennesaw St.	55 60
												224	A	North Ala.	79 63
												235	H	Tennessee Tech	57 72
												284	A	Alabama St.	83 48
LAST 10 Division I															
224	A	North Ala.	79 63	182	A	Murray St.	84 56								
235	H	Tennessee Tech	57 72	33	H	Western Ky.	84 88								
131	A	UT Martin	75 80	40	A	Kentucky	49 79								
15	A	Florida St.	59 88	163	A	UAB	69 76								
177	A	Florida	48 84	284	A	Alabama St.	83 48								

Non-Div I Games: Montevallo 81 60

Samford

San Diego

Through Games Of Dec. 20, 2019

Average RPI Win:	271	WON-LOST	WINNING	LAST 10	STRENGTH OF	OPP. STRENGTH	TEAM	ADJ.	CONF.	ADJ CONF.
Average RPI Loss:	160	RECORD	PCT. RANK	GAMES	SCHEDULE	OF SCHEDULE	RPI	RPI	RPI	RPI
DIV. I ONLY	4- 5	191	4-5	158	328	220	220	12	12	
DIV. I NON-CONF.	4- 5	192	4-5	160	329	220	220	12	12	
TOTALS	RPI 1-25	RPI 26-50	W-L RECORDS	RPI 51-100	RPI 101-150	RPI 150+				
4- 5	0- 0	0- 0	OVERALL	0- 1	0- 1	4- 3				
2- 4	0- 0	0- 0	HOME	0- 1	0- 1	2- 2				
2- 1	0- 0	0- 0	AWAY	0- 0	0- 0	2- 1				
0- 0	0- 0	0- 0	NEUTRAL	0- 0	0- 0	0- 0				
4- 5	0- 0	0- 0	NON-CONFERENCE	0- 1	0- 1	4- 3				
2- 4	0- 0	0- 0	HOME	0- 1	0- 1	2- 2				
2- 1	0- 0	0- 0	AWAY	0- 0	0- 0	2- 1				
0- 0	0- 0	0- 0	NEUTRAL	0- 0	0- 0	0- 0				
0- 0	0- 0	0- 0	CONFERENCE	0- 0	0- 0	0- 0				
0- 0	0- 0	0- 0	HOME	0- 0	0- 0	0- 0				
0- 0	0- 0	0- 0	AWAY	0- 0	0- 0	0- 0				
0- 0	0- 0	0- 0	NEUTRAL	0- 0	0- 0	0- 0				

RPI S	Opponent	Score	RPI S	Opponent	Score	RPI S	Opponent	Score	RPI S	Opponent	Score	Team's RPI: 220
						90	H Washington	47 65	113	H Idaho	32 65	
									171	H Texas Tech	60 64	
									206	H Cal St. Fullerton	67 72	
									209	H Monmouth	57 49	
									221	A San Jose St.	82 88	
									264	H Towson	81 67	
									296	A San Diego St.	70 47	
									315	A Air Force	70 59	
LAST 10 Division I												
209	H Monmouth	57 49	90	H Washington	47 65	296	A San Diego St.	70 47	206	H Cal St. Fullerton	67 72	
221	A San Jose St.	82 88	113	H Idaho	32 65	171	H Texas Tech	60 64				
315	A Air Force	70 59										
264	H Towson	81 67										

Non-Div I Games: Biola 81 28

San Diego

Loss, Non-Conf, S Site, H Home A Away N Neutral

Average RPI Win:	250	WON-LOST	WINNING	LAST 10	STRENGTH OF	OPP. STRENGTH	TEAM	ADJ.	CONF.	ADJ CONF.
Average RPI Loss:	199	RECORD	PCT. RANK	GAMES	SCHEDULE	OF SCHEDULE	RPI	RPI	RPI	RPI
DIV. I ONLY	4- 7	227	4-6	261	274	296	296	23	23	
DIV. I NON-CONF.	3- 6	234	3-5	278	242	303	303	24	24	
TOTALS	RPI 1-25	RPI 26-50	W-L RECORDS	RPI 51-100	RPI 101-150	RPI 150+				
4- 7	0- 0	0- 0	OVERALL	0- 1	0- 1	4- 5				
3- 4	0- 0	0- 0	HOME	0- 1	0- 0	3- 3				
1- 3	0- 0	0- 0	AWAY	0- 0	0- 1	1- 2				
0- 0	0- 0	0- 0	NEUTRAL	0- 0	0- 0	0- 0				
3- 6	0- 0	0- 0	NON-CONFERENCE	0- 1	0- 1	3- 4				
2- 4	0- 0	0- 0	HOME	0- 1	0- 0	2- 3				
1- 2	0- 0	0- 0	AWAY	0- 0	0- 1	1- 1				
0- 0	0- 0	0- 0	NEUTRAL	0- 0	0- 0	0- 0				
1- 1	0- 0	0- 0	CONFERENCE	0- 0	0- 0	1- 1				
1- 0	0- 0	0- 0	HOME	0- 0	0- 0	1- 0				
0- 1	0- 0	0- 0	AWAY	0- 0	0- 0	0- 1				
0- 0	0- 0	0- 0	NEUTRAL	0- 0	0- 0	0- 0				

RPI 1-25				RPI 26-50				RPI 51-100				RPI 101+				Team's RPI: 296	
RPI	S	Opponent	Score	RPI	S	Opponent	Score	RPI	S	Opponent	Score	RPI	S	Opponent	Score		
								51	H	California	48	74	134	A	Hawaii	58	61
												206	H	Cal St. Fullerton	55	45	
												210	H	Alabama A&M	53	61	
												220	H	San Diego	47	70	
												221	A	San Jose St.	67	84	
												241	A	California Baptist	80	68	
												253	H	Arkansas St.	62	71	
												264	H	Towson	80	72	
												289	H	Colorado St.	59	49	
												303	A	UC Santa Barbara	52	64	
LAST 10 Division I																	
241	A	California Baptist	80	68	220	H	San Diego	47	70								
51	H	California	48	74	221	A	San Jose St.	67	84								
206	H	Cal St. Fullerton	55	45	289	H	Colorado St.	59	49								
210	H	Alabama A&M	53	61	253	H	Arkansas St.	62	71								
264	H	Towson	80	72	303	A	UC Santa Barbara	52	64								

Non-Div I Games: Westcliff 77 56

San Diego St.

■ Loss,
 ■ Non-Conf,
 ■ S Site,
 ■ H Home
 ■ A Away
 N Neutral

San Francisco

Through Games Of Dec. 20, 2019

Average RPI Win:	191	WON-LOST	WINNING	LAST 10	STRENGTH OF	OPP. STRENGTH	TEAM	ADJ.	CONF.	ADJ CONF.
Average RPI Loss:	99	RECORD	PCT. RANK	GAMES	SCHEDULE	OF SCHEDULE	RPI	RPI	RPI	RPI
DIV. I ONLY	6- 5	154	5-5	110	96	126	126	12	12	
DIV. I NON-CONF.	6- 5	153	5-5	109	95	126	126	12	12	
TOTALS	RPI 1-25	RPI 26-50	W-L RECORDS	RPI 51-100	RPI 101-150	RPI 150+				
6- 5	0- 2	0- 0	OVERALL	0- 1	3- 1	3- 1				
3- 2	0- 1	0- 0	HOME	0- 0	0- 1	3- 0				
1- 2	0- 0	0- 0	AWAY	0- 1	1- 0	0- 1				
2- 1	0- 1	0- 0	NEUTRAL	0- 0	2- 0	0- 0				
6- 5	0- 2	0- 0	NON-CONFERENCE	0- 1	3- 1	3- 1				
3- 2	0- 1	0- 0	HOME	0- 0	0- 1	3- 0				
1- 2	0- 0	0- 0	AWAY	0- 1	1- 0	0- 1				
2- 1	0- 1	0- 0	NEUTRAL	0- 0	2- 0	0- 0				
0- 0	0- 0	0- 0	CONFERENCE	0- 0	0- 0	0- 0				
0- 0	0- 0	0- 0	HOME	0- 0	0- 0	0- 0				
0- 0	0- 0	0- 0	AWAY	0- 0	0- 0	0- 0				
0- 0	0- 0	0- 0	NEUTRAL	0- 0	0- 0	0- 0				

RPI	S	Opponent	Score	RPI	S	Opponent	Score	RPI	S	Opponent	Score	RPI	S	Opponent	Score	Team's RPI: 126
2	H	Stanford	71 97					90	A	Washington	54 73	108	N	Houston	80 57	
13	N	Mississippi St.	38 73									109	N	Bowling Green	64 56	
												113	H	Idaho	60 66	
												142	A	Northern Colo.	90 83	
												206	H	Cal St. Fullerton	71 63	
												234	H	CSUN	79 61	
												278	A	UC Davis	67 79	
												346	H	Sacramento St.	87 82	
LAST 10 Division I																
90	A	Washington	54 73	346	H	Sacramento St.	87 82									
278	A	UC Davis	67 79	206	H	Cal St. Fullerton	71 63									
113	H	Idaho	60 66	108	N	Houston	80 57									
234	H	CSUN	79 61	109	N	Bowling Green	64 56									
2	H	Stanford	71 97	13	N	Mississippi St.	38 73									

Non-Div I Games:

San Francisco

Loss,
Non-Conf,
S Site,
H Home
A Away
N Neutral

Average RPI Win:	241	WON-LOST	WINNING	LAST 10	STRENGTH OF	OPP. STRENGTH	TEAM	ADJ.	CONF.	ADJ CONF.
Average RPI Loss:	147	RECORD	PCT. RANK	GAMES	SCHEDULE	OF SCHEDULE	RPI	RPI	RPI	RPI
DIV. I ONLY	7- 5	135	6-4	325	110	221	221	23	23	
DIV. I NON-CONF.	5- 5	160	4-4	327	98	276	276	24	24	
TOTALS	RPI 1-25	RPI 26-50	W-L RECORDS	RPI 51-100	RPI 101-150	RPI 150+				
7- 5	0- 0	0- 0	OVERALL	1- 1	0- 2	6- 2				
5- 0	0- 0	0- 0	HOME	1- 0	0- 0	4- 0				
2- 3	0- 0	0- 0	AWAY	0- 1	0- 1	2- 1				
0- 2	0- 0	0- 0	NEUTRAL	0- 0	0- 1	0- 1				
5- 5	0- 0	0- 0	NON-CONFERENCE	1- 1	0- 2	4- 2				
4- 0	0- 0	0- 0	HOME	1- 0	0- 0	3- 0				
1- 3	0- 0	0- 0	AWAY	0- 1	0- 1	1- 1				
0- 2	0- 0	0- 0	NEUTRAL	0- 0	0- 1	0- 1				
2- 0	0- 0	0- 0	CONFERENCE	0- 0	0- 0	2- 0				
1- 0	0- 0	0- 0	HOME	0- 0	0- 0	1- 0				
1- 0	0- 0	0- 0	AWAY	0- 0	0- 0	1- 0				
0- 0	0- 0	0- 0	NEUTRAL	0- 0	0- 0	0- 0				

RPI 1-25			RPI 26-50			RPI 51-100			RPI 101+			Team's RPI: 221
RPI	S	Opponent	Score	RPI	S	Opponent	Score	RPI	S	Opponent	Score	
						78 H Buffalo	95 88	114 N BYU		56 75		
						89 A CSU Bakersfield	71 75	128 A Santa Clara		81 89		
								191 A Utah St.		76 61		
								194 A UC Irvine		77 79		
								212 N Northern Ariz.		64 67		
								220 H San Diego		88 82		
								250 H Eastern Wash.		84 66		
								296 H San Diego St.		84 67		
								303 A UC Santa Barbara		73 70		
								346 H Sacramento St.		73 67		
LAST 10 Division I												
212 N		Northern Ariz.	64 67	114 N		BYU	56 75					
78 H		Buffalo	95 88	296 H		San Diego St.	84 67					
346 H		Sacramento St.	73 67	191 A		Utah St.	76 61					
303 A		UC Santa Barbara	73 70	89 A		CSU Bakersfield	71 75					
128 A		Santa Clara	81 89	220 H		San Diego	88 82					

Non-Div I Games: La Verne 128 62

San Jose St.

Santa Clara

Through Games Of Dec. 20, 2019

Average RPI Win:	225	WON-LOST	WINNING	LAST 10	STRENGTH OF	OPP. STRENGTH	TEAM	ADJ.	CONF.	ADJ CONF.
Average RPI Loss:	112	RECORD	PCT. RANK	GAMES	SCHEDULE	OF SCHEDULE	RPI	RPI	RPI	RPI
DIV. I ONLY	4- 5	191	4-5	97	174	128	128	12	12	
DIV. I NON-CONF.	4- 5	192	4-5	97	176	129	129	12	12	
TOTALS	RPI 1-25	RPI 26-50	W-L RECORDS	RPI 51-100	RPI 101-150	RPI 150+				
4- 5	0- 1	0- 0	OVERALL	0- 2	0- 0	4- 2				
1- 1	0- 0	0- 0	HOME	0- 0	0- 0	1- 1				
2- 3	0- 1	0- 0	AWAY	0- 2	0- 0	2- 0				
1- 1	0- 0	0- 0	NEUTRAL	0- 0	0- 0	1- 1				
4- 5	0- 1	0- 0	NON-CONFERENCE	0- 2	0- 0	4- 2				
1- 1	0- 0	0- 0	HOME	0- 0	0- 0	1- 1				
2- 3	0- 1	0- 0	AWAY	0- 2	0- 0	2- 0				
1- 1	0- 0	0- 0	NEUTRAL	0- 0	0- 0	1- 1				
0- 0	0- 0	0- 0	CONFERENCE	0- 0	0- 0	0- 0				
0- 0	0- 0	0- 0	HOME	0- 0	0- 0	0- 0				
0- 0	0- 0	0- 0	AWAY	0- 0	0- 0	0- 0				
0- 0	0- 0	0- 0	NEUTRAL	0- 0	0- 0	0- 0				

RPI 1-25				RPI 26-50				RPI 51-100				RPI 101+ Team's RPI: 128			
RPI	S	Opponent	Score	RPI	S	Opponent	Score	RPI	S	Opponent	Score	RPI	S	Opponent	Score
3	A	Missouri St.	64 71					51	A	California	65 69	166	N	Montana	68 58
								61	A	Arizona	52 65	203	N	Delaware	80 81
												221	H	San Jose St.	89 81
												234	A	CSUN	76 55
												244	H	Long Beach St.	46 54
												278	A	UC Davis	62 61
LAST 10 Division I															
234	A	CSUN	76 55	51	A	California	65 69	244	H	Long Beach St.	46 54	203	N	Delaware	80 81
278	A	UC Davis	62 61	166	N	Montana	68 58	3	A	Missouri St.	64 71				
221	H	San Jose St.	89 81												
61	A	Arizona	52 65												

Non-Div I Games: UC Santa Cruz 109 51

Santa Clara

Loss, Non-Conf, S Site, H Home A Away N Neutral

Average RPI Win:	303	WON-LOST	WINNING	LAST 10	STRENGTH OF	OPP. STRENGTH	TEAM	ADJ.	CONF.	ADJ CONF.
Average RPI Loss:	172	RECORD	PCT. RANK	GAMES	SCHEDULE	OF SCHEDULE	RPI	RPI	RPI	RPI
DIV. I ONLY	3- 6	235	3-6	343	177	332	332	32	32	
DIV. I NON-CONF.	3- 6	234	3-6	344	179	331	331	32	32	
TOTALS	RPI 1-25	RPI 26-50	W-L RECORDS	RPI 51-100	RPI 101-150	RPI 150+				
3- 6	0- 0	0- 0	OVERALL	0- 1	0- 1	3- 4				
2- 2	0- 0	0- 0	HOME	0- 0	0- 1	2- 1				
1- 4	0- 0	0- 0	AWAY	0- 1	0- 0	1- 3				
0- 0	0- 0	0- 0	NEUTRAL	0- 0	0- 0	0- 0				
3- 6	0- 0	0- 0	NON-CONFERENCE	0- 1	0- 1	3- 4				
2- 2	0- 0	0- 0	HOME	0- 0	0- 1	2- 1				
1- 4	0- 0	0- 0	AWAY	0- 1	0- 0	1- 3				
0- 0	0- 0	0- 0	NEUTRAL	0- 0	0- 0	0- 0				
0- 0	0- 0	0- 0	CONFERENCE	0- 0	0- 0	0- 0				
0- 0	0- 0	0- 0	HOME	0- 0	0- 0	0- 0				
0- 0	0- 0	0- 0	AWAY	0- 0	0- 0	0- 0				
0- 0	0- 0	0- 0	NEUTRAL	0- 0	0- 0	0- 0				

RPI 1-25				RPI 26-50				RPI 51-100				RPI 101+				Team's RPI: 332	
RPI	S	Opponent	Score	RPI	S	Opponent	Score	RPI	S	Opponent	Score	RPI	S	Opponent	Score		
								90	A	Washington	46	78	113	H	Idaho	84	90
												156	H	Montana St.	65	73	
												191	A	Utah St.	63	70	
												212	A	Northern Ariz.	80	88	
												244	H	Long Beach St.	66	54	
												267	A	Idaho St.	48	73	
												319	A	Cal Poly	72	49	
												346	H	Sacramento St.	88	84	
LAST 10 Division I																	
				319	A	Cal Poly	72	49		346	H	Sacramento St.	88	84			
				244	H	Long Beach St.	66	54		156	H	Montana St.	65	73			
				267	A	Idaho St.	48	73		90	A	Washington	46	78			
				191	A	Utah St.	63	70		113	H	Idaho	84	90			
										212	A	Northern Ariz.	80	88			

Non-Div I Games: Warner Pacific 89 47 Saint Martin's 91 81 Central Wash. 75 65

Seattle U

Average RPI Win:	194	WON-LOST	WINNING	LAST 10	STRENGTH OF	OPP. STRENGTH	TEAM	ADJ.	CONF.	ADJ CONF.
Average RPI Loss:	37	RECORD	PCT. RANK	GAMES	SCHEDULE	OF SCHEDULE	RPI	RPI	RPI	RPI
DIV. I ONLY	7- 4	99	6-4	53	53	64	64	6	6	
DIV. I NON-CONF.	7- 4	99	6-4	54	53	63	63	6	6	
TOTALS	RPI 1-25	RPI 26-50	W-L RECORDS	RPI 51-100	RPI 101-150	RPI 150+				
7- 4	0- 2	0- 1	OVERALL	1- 0	1- 1	5- 0				
4- 2	0- 2	0- 0	HOME	0- 0	0- 0	4- 0				
1- 1	0- 0	0- 0	AWAY	0- 0	0- 1	1- 0				
2- 1	0- 0	0- 1	NEUTRAL	1- 0	1- 0	0- 0				
7- 4	0- 2	0- 1	NON-CONFERENCE	1- 0	1- 1	5- 0				
4- 2	0- 2	0- 0	HOME	0- 0	0- 0	4- 0				
1- 1	0- 0	0- 0	AWAY	0- 0	0- 1	1- 0				
2- 1	0- 0	0- 1	NEUTRAL	1- 0	1- 0	0- 0				
0- 0	0- 0	0- 0	CONFERENCE	0- 0	0- 0	0- 0				
0- 0	0- 0	0- 0	HOME	0- 0	0- 0	0- 0				
0- 0	0- 0	0- 0	AWAY	0- 0	0- 0	0- 0				
0- 0	0- 0	0- 0	NEUTRAL	0- 0	0- 0	0- 0				

RPI 1-25				RPI 26-50				RPI 51-100				RPI 101+			
RPI	S	Opponent	Score	RPI	S	Opponent	Score	RPI	S	Opponent	Score	RPI	S	Opponent	Score
1	H	UConn	78 92	31	N	Georgia Tech	54 79	93	N	Vanderbilt	69 65	103	A	Lehigh	68 75
12	H	Princeton	76 78									145	N	Saint Joseph's	55 39
												189	H	VCU	53 33
												204	A	Iona	89 37
												217	H	Fairfield	74 44
												229	H	Lafayette	74 50
												283	H	Sacred Heart	95 69
LAST 10 Division I															
229	H	Lafayette	74 50	93	N	Vanderbilt	69 65								
204	A	Iona	89 37	31	N	Georgia Tech	54 79								
1	H	UConn	78 92	103	A	Lehigh	68 75								
189	H	VCU	53 33	145	N	Saint Joseph's	55 39								
217	H	Fairfield	74 44	12	H	Princeton	76 78								

Non-Div I Games:

Seton Hall

■ Loss,
 ■ Non-Conf,
 ■ S Site,
 ■ H Home
 ■ A Away
 N Neutral

Average RPI Win:	306	WON-LOST	WINNING	LAST 10	STRENGTH OF	OPP. STRENGTH	TEAM	ADJ.	CONF.	ADJ CONF.
Average RPI Loss:	158	RECORD	PCT. RANK	GAMES	SCHEDULE	OF SCHEDULE	RPI	RPI	RPI	RPI
DIV. I ONLY	2- 7	285	2-7	103	345	288	288	24	24	
DIV. I NON-CONF.	2- 7	284	2-7	103	345	290	290	23	23	
TOTALS	RPI 1-25	RPI 26-50	W-L RECORDS	RPI 51-100	RPI 101-150	RPI 150+				
2- 7	0- 0	0- 0	OVERALL	0- 2	0- 1	2- 4				
2- 1	0- 0	0- 0	HOME	0- 0	0- 1	2- 0				
0- 6	0- 0	0- 0	AWAY	0- 2	0- 0	0- 4				
0- 0	0- 0	0- 0	NEUTRAL	0- 0	0- 0	0- 0				
2- 7	0- 0	0- 0	NON-CONFERENCE	0- 2	0- 1	2- 4				
2- 1	0- 0	0- 0	HOME	0- 0	0- 1	2- 0				
0- 6	0- 0	0- 0	AWAY	0- 2	0- 0	0- 4				
0- 0	0- 0	0- 0	NEUTRAL	0- 0	0- 0	0- 0				
0- 0	0- 0	0- 0	CONFERENCE	0- 0	0- 0	0- 0				
0- 0	0- 0	0- 0	HOME	0- 0	0- 0	0- 0				
0- 0	0- 0	0- 0	AWAY	0- 0	0- 0	0- 0				
0- 0	0- 0	0- 0	NEUTRAL	0- 0	0- 0	0- 0				

RPI 1-25				RPI 26-50				RPI 51-100				RPI 101+				Team's RPI: 288	
RPI	S	Opponent	Score	RPI	S	Opponent	Score	RPI	S	Opponent	Score	RPI	S	Opponent	Score		
								66	A	Colgate	51	88	117	H	Binghamton	62	89
								81	A	Penn	44	92	161	A	Harvard	51	68
												170	A	Fla. Atlantic	39	83	
												174	A	Massachusetts	55	61	
												283	H	Sacred Heart	68	57	
												328	H	Albany (NY)	52	46	
												339	A	Fairleigh Dickinson	58	67	
LAST 10 Division I																	
				339	A	Fairleigh Dickinson	58	67	66	A	Colgate	51	88				
				174	A	Massachusetts	55	61	170	A	Fla. Atlantic	39	83				
				328	H	Albany (NY)	52	46	283	H	Sacred Heart	68	57				
				117	H	Binghamton	62	89	161	A	Harvard	51	68				
									81	A	Penn	44	92				

Non-Div I Games:

Siena

■ Loss,
 ■ Non-Conf,
 ■ S Site,
 ■ H Home
 ■ A Away
 N Neutral

South Alabama

Through Games Of Dec. 20, 2019

Average RPI Win:	257	WON-LOST	WINNING	LAST 10	STRENGTH OF	OPP. STRENGTH	TEAM	ADJ.	CONF.	ADJ CONF.
Average RPI Loss:	140	RECORD	PCT. RANK	GAMES	SCHEDULE	OF SCHEDULE	RPI	RPI	RPI	RPI
DIV. I ONLY	3- 7	250	3-7	189	228	276	276	22	22	
DIV. I NON-CONF.	3- 7	248	3-7	190	230	279	279	22	22	
TOTALS	RPI 1-25	RPI 26-50	W-L RECORDS	RPI 51-100	RPI 101-150	RPI 150+				
3- 7	0- 0	0- 1	OVERALL	0- 1	0- 2	3- 3				
2- 4	0- 0	0- 1	HOME	0- 1	0- 2	2- 0				
1- 3	0- 0	0- 0	AWAY	0- 0	0- 0	1- 3				
0- 0	0- 0	0- 0	NEUTRAL	0- 0	0- 0	0- 0				
3- 7	0- 0	0- 1	NON-CONFERENCE	0- 1	0- 2	3- 3				
2- 4	0- 0	0- 1	HOME	0- 1	0- 2	2- 0				
1- 3	0- 0	0- 0	AWAY	0- 0	0- 0	1- 3				
0- 0	0- 0	0- 0	NEUTRAL	0- 0	0- 0	0- 0				
0- 0	0- 0	0- 0	CONFERENCE	0- 0	0- 0	0- 0				
0- 0	0- 0	0- 0	HOME	0- 0	0- 0	0- 0				
0- 0	0- 0	0- 0	AWAY	0- 0	0- 0	0- 0				
0- 0	0- 0	0- 0	NEUTRAL	0- 0	0- 0	0- 0				

RPI S	Opponent	Score	RPI S	Opponent	Score	RPI S	Opponent	Score	RPI S	Opponent	Score	Team's RPI: 276
41	H Rutgers	56 77	77	H Alabama	62 74	105	H Auburn	62 82	135	H Miami (OH)	73 76	
						163	A UAB	61 77	188	A Tulane	62 53	
						213	A Southern Miss.	55 62	248	A ETSU	60 65	
						249	H A&M-Corpus Christi	83 82	334	H Tennessee St.	70 48	
LAST 10 Division I												
248	A ETSU	60 65	334	H Tennessee St.	70 48							
213	A Southern Miss.	55 62	77	H Alabama	62 74							
188	A Tulane	62 53	135	H Miami (OH)	73 76							
105	H Auburn	62 82	249	H A&M-Corpus Christi	83 82							
41	H Rutgers	56 77	163	A UAB	61 77							

Non-Div I Games: William Carey 68 52 Mobile 103 59

South Alabama

Loss, Non-Conf, S Site, H Home A Away N Neutral

South Carolina

Through Games Of Dec. 20, 2019

Average RPI Win:	133	WON-LOST	WINNING	LAST 10	STRENGTH OF	OPP. STRENGTH	TEAM	ADJ.	CONF.	ADJ CONF.
Average RPI Loss:	10	RECORD	PCT. RANK	GAMES	SCHEDULE	OF SCHEDULE	RPI	RPI	RPI	RPI

DIV. I ONLY	11- 1	11	9-1	34	31	7	7	4	4
DIV. I NON-CONF.	11- 1	11	9-1	34	31	7	7	4	4
TOTALS	RPI 1-25	RPI 26-50	W-L RECORDS	RPI 51-100	RPI 101-150	RPI 150+			
11- 1	2- 1	2- 0	OVERALL	2- 0	1- 0	4- 0			
5- 0	2- 0	0- 0	HOME	0- 0	0- 0	3- 0			
4- 0	0- 0	1- 0	AWAY	1- 0	1- 0	1- 0			
2- 1	0- 1	1- 0	NEUTRAL	1- 0	0- 0	0- 0			
11- 1	2- 1	2- 0	NON-CONFERENCE	2- 0	1- 0	4- 0			
5- 0	2- 0	0- 0	HOME	0- 0	0- 0	3- 0			
4- 0	0- 0	1- 0	AWAY	1- 0	1- 0	1- 0			
2- 1	0- 1	1- 0	NEUTRAL	1- 0	0- 0	0- 0			
0- 0	0- 0	0- 0	CONFERENCE	0- 0	0- 0	0- 0			
0- 0	0- 0	0- 0	HOME	0- 0	0- 0	0- 0			
0- 0	0- 0	0- 0	AWAY	0- 0	0- 0	0- 0			
0- 0	0- 0	0- 0	NEUTRAL	0- 0	0- 0	0- 0			

RPI 1-25				RPI 26-50				RPI 51-100				RPI 101+			
RPI	S	Opponent	Score	RPI	S	Opponent	Score	RPI	S	Opponent	Score	RPI	S	Opponent	Score
10	N	Indiana	57 71	29	N	Baylor	74 59	62	A	Temple	78 71	137	A	Dayton	75 49
18	H	Purdue	85 49	48	A	Maryland	63 54	87	N	Washington St.	68 53	196	A	Clemson	84 48
24	H	Duke	89 46									275	H	Appalachian St.	92 50
												284	H	Alabama St.	103 43
												304	H	USC Upstate	112 32
LAST 10 Division I															
24	H	Duke	89 46	87	N	Washington St.	68 53	10	N	Indiana	57 71	196	A	Clemson	84 48
18	H	Purdue	85 49	29	N	Baylor	74 59	304	H	USC Upstate	112 32	275	H	Appalachian St.	92 50
62	A	Temple	78 71	137	A	Dayton	75 49								

Non-Div I Games:

South Carolina

Loss, Non-Conf, S Site, H Home A Away N Neutral

Season Carolina B.C.				Through Games Of Dec. 10, 1919						
Average RPI Win:	329	WON-LOST	WINNING	LAST 10	STRENGTH OF	OPP. STRENGTH	TEAM	ADJ.	CONF.	ADJ CONF.
Average RPI Loss:	267	RECORD	PCT. RANK	GAMES	SCHEDULE	OF SCHEDULE	RPI	RPI	RPI	RPI
DIV. I ONLY	1- 9	328	1-9	349	321	349	349	31	31	
DIV. I NON-CONF.	1- 9	328	1-9	349	319	350	350	31	31	
TOTALS	RPI 1-25	RPI 26-50	W-L RECORDS	RPI 51-100	RPI 101-150	RPI 150+				
1- 9	0- 0	0- 0	OVERALL	0- 1	0- 0	1- 8				
0- 5	0- 0	0- 0	HOME	0- 1	0- 0	0- 4				
1- 4	0- 0	0- 0	AWAY	0- 0	0- 0	1- 4				
0- 0	0- 0	0- 0	NEUTRAL	0- 0	0- 0	0- 0				
1- 9	0- 0	0- 0	NON-CONFERENCE	0- 1	0- 0	1- 8				
0- 5	0- 0	0- 0	HOME	0- 1	0- 0	0- 4				
1- 4	0- 0	0- 0	AWAY	0- 0	0- 0	1- 4				
0- 0	0- 0	0- 0	NEUTRAL	0- 0	0- 0	0- 0				
0- 0	0- 0	0- 0	CONFERENCE	0- 0	0- 0	0- 0				
0- 0	0- 0	0- 0	HOME	0- 0	0- 0	0- 0				
0- 0	0- 0	0- 0	AWAY	0- 0	0- 0	0- 0				
0- 0	0- 0	0- 0	NEUTRAL	0- 0	0- 0	0- 0				

RPI 1-25				RPI 26-50				RPI 51-100				RPI 101+				Team's RPI: 349	
RPI	S	Opponent	Score	RPI	S	Opponent	Score	RPI	S	Opponent	Score	RPI	S	Opponent	Score		
								98	H	North Dakota	53	95	266	H	Presbyterian	49	70
												273	A	UNC Asheville	51	82	
												279	A	UNLV	57	66	
												281	H	Radford	45	60	
												292	A	UNCW	46	84	
												300	H	Col. of Charleston	55	76	
												304	A	USC Upstate	47	58	
												306	H	Mercer	55	66	
												329	A	Charleston So.	81	75	
LAST 10 Division I																	
				304	A	USC Upstate	47	58	279	A	UNLV	57	66				
				273	A	UNC Asheville	51	82	300	H	Col. of Charleston	55	76				
				306	H	Mercer	55	66	292	A	UNCW	46	84				
				98	H	North Dakota	53	95	281	H	Radford	45	60				
				266	H	Presbyterian	49	70	329	A	Charleston So.	81	75				

Non-Div I Games:

South Carolina St.

Loss, Non-Conf, S Site, H Home A Away N Neutral

South Dakota

Through Games Of Dec. 20, 2019

Average RPI Win:	139	WON-LOST	WINNING	LAST 10	STRENGTH OF	OPP. STRENGTH	TEAM	ADJ.	CONF.	ADJ CONF.
Average RPI Loss:	3	RECORD	PCT. RANK	GAMES	SCHEDULE	OF SCHEDULE	RPI	RPI	RPI	RPI
DIV. I ONLY	10- 1	15	9-1	125	5	23	23	17	17	
DIV. I NON-CONF.	10- 1	15	9-1	123	5	23	23	17	17	
TOTALS	RPI 1-25	RPI 26-50	W-L RECORDS	RPI 51-100	RPI 101-150	RPI 150+				
10- 1	2- 1	1- 0	OVERALL	1- 0	0- 0	6- 0				
5- 1	1- 1	1- 0	HOME	0- 0	0- 0	3- 0				
3- 0	0- 0	0- 0	AWAY	1- 0	0- 0	2- 0				
2- 0	1- 0	0- 0	NEUTRAL	0- 0	0- 0	1- 0				
10- 1	2- 1	1- 0	NON-CONFERENCE	1- 0	0- 0	6- 0				
5- 1	1- 1	1- 0	HOME	0- 0	0- 0	3- 0				
3- 0	0- 0	0- 0	AWAY	1- 0	0- 0	2- 0				
2- 0	1- 0	0- 0	NEUTRAL	0- 0	0- 0	1- 0				
0- 0	0- 0	0- 0	CONFERENCE	0- 0	0- 0	0- 0				
0- 0	0- 0	0- 0	HOME	0- 0	0- 0	0- 0				
0- 0	0- 0	0- 0	AWAY	0- 0	0- 0	0- 0				
0- 0	0- 0	0- 0	NEUTRAL	0- 0	0- 0	0- 0				

RPI 1-25				RPI 26-50				RPI 51-100				RPI 101+			
RPI	S	Opponent	Score	RPI	S	Opponent	Score	RPI	S	Opponent	Score	RPI	S	Opponent	Score
3	H	Missouri St.	66 74	28	H	Drake	102 94	95	A	Green Bay	66 60	159	N	Northern Ill.	91 48
11	H	Creighton	72 65									166	H	Montana	96 64
20	N	Ohio St.	68 53									175	H	Missouri	72 56
												195	A	Utah	84 81
												211	A	Northeastern	80 76
												330	H	Coppin St.	82 44
LAST 10 Division I															
166	H	Montana	96 64	20	N	Ohio St.	68 53	3	H	Missouri St.	66 74				
330	H	Coppin St.	82 44					175	H	Missouri	72 56				
11	H	Creighton	72 65					195	A	Utah	84 81				
159	N	Northern Ill.	91 48					28	H	Drake	102 94				
95	A	Green Bay	66 60												

Non-Div I Games: Mt. Marty 110 39

South Dakota

Loss, Non-Conf, S Site, H Home A Away N Neutral

Average RPI Win:	185	WON-LOST	WINNING	LAST 10	STRENGTH OF	OPP. STRENGTH	TEAM	ADJ.	CONF.	ADJ CONF.
Average RPI Loss:	37	RECORD	PCT. RANK	GAMES	SCHEDULE	OF SCHEDULE	RPI	RPI	RPI	RPI
DIV. I ONLY	6- 6	162	6-4	99	17	132	132	17	17	
DIV. I NON-CONF.	6- 6	160	6-4	99	16	133	133	17	17	
TOTALS	RPI 1-25	RPI 26-50	W-L RECORDS	RPI 51-100	RPI 101-150	RPI 150+				
6- 6	0- 2	0- 3	OVERALL	1- 1	1- 0	4- 0				
4- 2	0- 0	0- 1	HOME	0- 1	0- 0	4- 0				
0- 3	0- 2	0- 1	AWAY	0- 0	0- 0	0- 0				
2- 1	0- 0	0- 1	NEUTRAL	1- 0	1- 0	0- 0				
6- 6	0- 2	0- 3	NON-CONFERENCE	1- 1	1- 0	4- 0				
4- 2	0- 0	0- 1	HOME	0- 1	0- 0	4- 0				
0- 3	0- 2	0- 1	AWAY	0- 0	0- 0	0- 0				
2- 1	0- 0	0- 1	NEUTRAL	1- 0	1- 0	0- 0				
0- 0	0- 0	0- 0	CONFERENCE	0- 0	0- 0	0- 0				
0- 0	0- 0	0- 0	HOME	0- 0	0- 0	0- 0				
0- 0	0- 0	0- 0	AWAY	0- 0	0- 0	0- 0				
0- 0	0- 0	0- 0	NEUTRAL	0- 0	0- 0	0- 0				

RPI 1-25				RPI 26-50				RPI 51-100				RPI 101+ Team's RPI: 132			
RPI	S	Opponent	Score	RPI	S	Opponent	Score	RPI	S	Opponent	Score	RPI	S	Opponent	Score
11	A	Creighton	48 61	28	A	Drake	67 74	69	H	Central Mich.	74 79	123	N	South Fla.	61 50
21	A	Oregon	56 95	44	N	FGCU	70 71	71	N	Notre Dame	65 59	156	H	Montana St.	60 50
				49	H	Marquette	58 65					187	H	Wyoming	67 40
												242	H	Chattanooga	71 56
												330	H	Coppin St.	94 41
LAST 10 Division I															
				49	H	Marquette	58 65	330	H	Coppin St.	94 41				
				69	H	Central Mich.	74 79	44	N	FGCU	70 71				
				242	H	Chattanooga	71 56	71	N	Notre Dame	65 59				
				21	A	Oregon	56 95	123	N	South Fla.	61 50				
				156	H	Montana St.	60 50	187	H	Wyoming	67 40				

Non-Div I Games: Dakota Wesleyan 77 46

South Dakota St.

■ Loss,
 ■ Non-Conf, S Site,
 ■ Home
 ■ Away
 N Neutral

Average RPI Win:	186	WON-LOST	WINNING	LAST 10	STRENGTH OF	OPP. STRENGTH	TEAM	ADJ.	CONF.	ADJ CONF.
Average RPI Loss:	58	RECORD	PCT. RANK	GAMES	SCHEDULE	OF SCHEDULE	RPI	RPI	RPI	RPI
DIV. I ONLY	7- 5	135	5-5	96	39	123	123	8	8	
DIV. I NON-CONF.	7- 5	137	5-5	96	39	123	123	8	8	
TOTALS	RPI 1-25	RPI 26-50	W-L RECORDS	RPI 51-100	RPI 101-150	RPI 150+				
7- 5	0- 1	0- 2	OVERALL	0- 1	2- 1	5- 0				
7- 0	0- 0	0- 0	HOME	0- 0	2- 0	5- 0				
0- 1	0- 0	0- 1	AWAY	0- 0	0- 0	0- 0				
0- 4	0- 1	0- 1	NEUTRAL	0- 1	0- 1	0- 0				
7- 5	0- 1	0- 2	NON-CONFERENCE	0- 1	2- 1	5- 0				
7- 0	0- 0	0- 0	HOME	0- 0	2- 0	5- 0				
0- 1	0- 0	0- 1	AWAY	0- 0	0- 0	0- 0				
0- 4	0- 1	0- 1	NEUTRAL	0- 1	0- 1	0- 0				
0- 0	0- 0	0- 0	CONFERENCE	0- 0	0- 0	0- 0				
0- 0	0- 0	0- 0	HOME	0- 0	0- 0	0- 0				
0- 0	0- 0	0- 0	AWAY	0- 0	0- 0	0- 0				
0- 0	0- 0	0- 0	NEUTRAL	0- 0	0- 0	0- 0				

RPI S	Opponent	Score	RPI S	Opponent	Score	RPI S	Opponent	Score	RPI S	Opponent	Score	Team's RPI: 123
13 N	Mississippi St.	61 86	29 A	Baylor	46 58	71 N	Notre Dame	51 67	113 H	Idaho	67 64	
			44 N	FGCU	77 81				119 H	Texas	64 57	
									132 N	South Dakota St.	50 61	
									189 H	VCU	77 55	
									198 H	Howard	82 53	
									199 H	Jacksonville	70 39	
									201 H	Saint Francis (PA)	62 23	
									284 H	Alabama St.	80 29	
LAST 10 Division I												
13 N	Mississippi St.	61 86	44 N	FGCU	77 81							
113 H	Idaho	67 64	132 N	South Dakota St.	50 61							
284 H	Alabama St.	80 29	201 H	Saint Francis (PA)	62 23							
71 N	Notre Dame	51 67	29 A	Baylor	46 58							
198 H	Howard	82 53	189 H	VCU	77 55							

Non-Div I Games:

South Fla.

Average RPI Win: 258		WON-LOST	WINNING	LAST 10	STRENGTH OF	OPP. STRENGTH	TEAM	ADJ.	CONF.	ADJ CONF.
Average RPI Loss: 148		RECORD	PCT. RANK	GAMES	SCHEDULE	OF SCHEDULE	RPI	RPI	RPI	RPI
DIV. I ONLY		5- 3	116	5-3	303	186	160	160	20	20
DIV. I NON-CONF.		5- 3	115	5-3	304	187	160	160	20	20
TOTALS	RPI 1-25	RPI 26-50		W-L RECORDS		RPI 51-100	RPI 101-150	RPI 150+		
5- 3	0- 0	0- 1		OVERALL		1- 0	0- 0	4- 2		
2- 0	0- 0	0- 0		HOME		1- 0	0- 0	1- 0		
3- 3	0- 0	0- 1		AWAY		0- 0	0- 0	3- 2		
0- 0	0- 0	0- 0		NEUTRAL		0- 0	0- 0	0- 0		
5- 3	0- 0	0- 1		NON-CONFERENCE		1- 0	0- 0	4- 2		
2- 0	0- 0	0- 0		HOME		1- 0	0- 0	1- 0		
3- 3	0- 0	0- 1		AWAY		0- 0	0- 0	3- 2		
0- 0	0- 0	0- 0		NEUTRAL		0- 0	0- 0	0- 0		
0- 0	0- 0	0- 0		CONFERENCE		0- 0	0- 0	0- 0		
0- 0	0- 0	0- 0		HOME		0- 0	0- 0	0- 0		
0- 0	0- 0	0- 0		AWAY		0- 0	0- 0	0- 0		
0- 0	0- 0	0- 0		NEUTRAL		0- 0	0- 0	0- 0		

RPI 1-25				RPI 26-50				RPI 51-100				RPI 101+				Team's RPI: 160	
RPI	S	Opponent	Score	RPI	S	Opponent	Score	RPI	S	Opponent	Score	RPI	S	Opponent	Score		
				30	A	Saint Louis	61 76	82	H	Southern Ill.	79 65	190	A	Eastern Mich.	64 69		
												223	A	Western Ill.	91 97		
												253	A	Arkansas St.	79 67		
												297	A	Ole Miss	70 53		
												325	A	Purdue Fort Wayne	58 48		
												335	H	Evansville	83 60		
LAST 10 Division I																	
				223	A	Western Ill.	91 97	325	A	Purdue Fort Wayne	58 48						
				297	A	Ole Miss	70 53	190	A	Eastern Mich.	64 69						
				82	H	Southern Ill.	79 65	253	A	Arkansas St.	79 67						
				30	A	Saint Louis	61 76	335	H	Evansville	83 60						

Non-Div I Games:	Mo.-St. Louis	70	56
------------------	---------------	----	----

Southeast Mo. St.

■ Loss, ■ Non-Conf, S Site, H Home A Away N Neutral

Average RPI Win:	305	WON-LOST	WINNING	LAST 10	STRENGTH OF	OPP. STRENGTH	TEAM	ADJ.	CONF.	ADJ CONF.
Average RPI Loss:	148	RECORD	PCT. RANK	GAMES	SCHEDULE	OF SCHEDULE	RPI	RPI	RPI	RPI
DIV. I ONLY	2- 6	274	2-6	253	283	293	293	26	26	
DIV. I NON-CONF.	2- 5	258	2-5	225	322	252	252	26	26	
TOTALS	RPI 1-25	RPI 26-50	W-L RECORDS	RPI 51-100	RPI 101-150	RPI 150+				
2- 6	0- 0	0- 1	OVERALL	0- 0	0- 2	2- 3				
1- 1	0- 0	0- 0	HOME	0- 0	0- 1	1- 0				
1- 5	0- 0	0- 1	AWAY	0- 0	0- 1	1- 3				
0- 0	0- 0	0- 0	NEUTRAL	0- 0	0- 0	0- 0				
2- 5	0- 0	0- 1	NON-CONFERENCE	0- 0	0- 1	2- 3				
1- 0	0- 0	0- 0	HOME	0- 0	0- 0	1- 0				
1- 5	0- 0	0- 1	AWAY	0- 0	0- 1	1- 3				
0- 0	0- 0	0- 0	NEUTRAL	0- 0	0- 0	0- 0				
0- 1	0- 0	0- 0	CONFERENCE	0- 0	0- 1	0- 0				
0- 1	0- 0	0- 0	HOME	0- 0	0- 1	0- 0				
0- 0	0- 0	0- 0	AWAY	0- 0	0- 0	0- 0				
0- 0	0- 0	0- 0	NEUTRAL	0- 0	0- 0	0- 0				

RPI 1-25			RPI 26-50			RPI 51-100			RPI 101+			Team's RPI: 293
RPI	S	Opponent	Score	RPI	S	Opponent	Score	RPI	S	Opponent	Score	
				26	A	LSU	52 62					
								108	A	Houston	65 78	
								141	H	Lamar University	57 65	
								173	A	Louisiana	50 60	
								213	A	Southern Miss.	54 62	
								227	A	Louisiana Tech	78 92	
								259	H	Jackson St.	63 59	
								350	A	La.-Monroe	65 52	
LAST 10 Division I												
227	A	Louisiana Tech	78 92	141	H	Lamar University	57 65					
259	H	Jackson St.	63 59	213	A	Southern Miss.	54 62					
350	A	La.-Monroe	65 52	108	A	Houston	65 78					
26	A	LSU	52 62									
173	A	Louisiana	50 60									

Non-Div I Games: LSU-Alexandria 89 67

Southeastern La.

Average RPI Win:	218	WON-LOST	WINNING	LAST 10	STRENGTH OF	OPP. STRENGTH	TEAM	ADJ.	CONF.	ADJ CONF.
Average RPI Loss:	136	RECORD	PCT. RANK	GAMES	SCHEDULE	OF SCHEDULE	RPI	RPI	RPI	RPI
DIV. I ONLY	7- 3	79	7-3	177	163	104	104	1	1	
DIV. I NON-CONF.	7- 3	78	7-3	179	165	104	104	1	1	
TOTALS	RPI 1-25	RPI 26-50	W-L RECORDS	RPI 51-100	RPI 101-150	RPI 150+				
7- 3	1- 1	0- 0	OVERALL	1- 1	0- 0	5- 1				
4- 1	1- 1	0- 0	HOME	0- 0	0- 0	3- 0				
2- 1	0- 0	0- 0	AWAY	0- 0	0- 0	2- 1				
1- 1	0- 0	0- 0	NEUTRAL	1- 1	0- 0	0- 0				
7- 3	1- 1	0- 0	NON-CONFERENCE	1- 1	0- 0	5- 1				
4- 1	1- 1	0- 0	HOME	0- 0	0- 0	3- 0				
2- 1	0- 0	0- 0	AWAY	0- 0	0- 0	2- 1				
1- 1	0- 0	0- 0	NEUTRAL	1- 1	0- 0	0- 0				
0- 0	0- 0	0- 0	CONFERENCE	0- 0	0- 0	0- 0				
0- 0	0- 0	0- 0	HOME	0- 0	0- 0	0- 0				
0- 0	0- 0	0- 0	AWAY	0- 0	0- 0	0- 0				
0- 0	0- 0	0- 0	NEUTRAL	0- 0	0- 0	0- 0				

RPI 1-25				RPI 26-50				RPI 51-100				RPI 101+ Team's RPI: 104			
RPI	S	Opponent	Score	RPI	S	Opponent	Score	RPI	S	Opponent	Score	RPI	S	Opponent	Score
8	H	Texas A&M	64 74					77	N	Alabama	60 57	234	A	CSUN	69 53
22	H	Virginia	59 49					96	N	Nebraska	54 67	252	A	UC Riverside	76 59
												279	H	UNLV	75 54
												303	A	UC Santa Barbara	46 57
												318	H	Nevada	50 47
												342	H	UTRGV	80 43
LAST 10 Division I															
				77	N	Alabama	60 57	318	H	Nevada	50 47				
				96	N	Nebraska	54 67	342	H	UTRGV	80 43				
				8	H	Texas A&M	64 74	279	H	UNLV	75 54				
				303	A	UC Santa Barbara	46 57	22	H	Virginia	59 49				
				252	A	UC Riverside	76 59	234	A	CSUN	69 53				

Non-Div I Games:

Southern California

 Loss,
 Non-Conf,
 S Site,
 H Home
 A Away
N Neutral

Average RPI Win:	175	WON-LOST	WINNING	LAST 10	STRENGTH OF	OPP. STRENGTH	TEAM	ADJ.	CONF.	ADJ CONF.
Average RPI Loss:	123	RECORD	PCT. RANK	GAMES	SCHEDULE	OF SCHEDULE	RPI	RPI	RPI	RPI
DIV. I ONLY	8- 3	68	7-3	192	133	82	82	7	7	
DIV. I NON-CONF.	8- 3	68	7-3	193	132	81	81	7	7	
TOTALS	RPI 1-25	RPI 26-50	W-L RECORDS	RPI 51-100	RPI 101-150	RPI 150+				
8- 3	0- 0	1- 0	OVERALL	0- 1	1- 1	6- 1				
4- 1	0- 0	1- 0	HOME	0- 0	1- 1	2- 0				
3- 2	0- 0	0- 0	AWAY	0- 1	0- 0	3- 1				
1- 0	0- 0	0- 0	NEUTRAL	0- 0	0- 0	1- 0				
8- 3	0- 0	1- 0	NON-CONFERENCE	0- 1	1- 1	6- 1				
4- 1	0- 0	1- 0	HOME	0- 0	1- 1	2- 0				
3- 2	0- 0	0- 0	AWAY	0- 1	0- 0	3- 1				
1- 0	0- 0	0- 0	NEUTRAL	0- 0	0- 0	1- 0				
0- 0	0- 0	0- 0	CONFERENCE	0- 0	0- 0	0- 0				
0- 0	0- 0	0- 0	HOME	0- 0	0- 0	0- 0				
0- 0	0- 0	0- 0	AWAY	0- 0	0- 0	0- 0				
0- 0	0- 0	0- 0	NEUTRAL	0- 0	0- 0	0- 0				

RPI 1-25				RPI 26-50				RPI 51-100				Team's RPI: 82	RPI 101+			
RPI	S	Opponent	Score	RPI	S	Opponent	Score	RPI	S	Opponent	Score		RPI	S	Opponent	Score
				30	H	Saint Louis	61 53									
								60	A	IUPUI	78 81		131	H	UT Martin	70 59
													148	H	Memphis	66 70
													159	A	Northern Ill.	80 61
													160	A	Southeast Mo. St.	65 79
													182	H	Murray St.	76 66
													190	A	Eastern Mich.	85 54
													223	N	Western Ill.	79 65
													235	H	Tennessee Tech	76 65
													251	A	SIUE	103 67
LAST 10 Division I																
				160	A	Southeast Mo. St.	65 79	159	A	Northern Ill.	80 61					
				131	H	UT Martin	70 59	223	N	Western Ill.	79 65					
				30	H	Saint Louis	61 53	182	H	Murray St.	76 66					
				190	A	Eastern Mich.	85 54	235	H	Tennessee Tech	76 65					
				148	H	Memphis	66 70	60	A	IUPUI	78 81					

Non-Div I Games:

Southern Ill.

Average RPI Win:	290	WON-LOST	WINNING	LAST 10	STRENGTH OF	OPP. STRENGTH	TEAM	ADJ.	CONF.	ADJ CONF.
Average RPI Loss:	103	RECORD	PCT. RANK	GAMES	SCHEDULE	OF SCHEDULE	RPI	RPI	RPI	RPI
DIV. I ONLY	6- 3	88	6-3	318	185	213	213	14	14	
DIV. I NON-CONF.	6- 3	86	6-3	319	186	212	212	14	14	
TOTALS	RPI 1-25	RPI 26-50	W-L RECORDS	RPI 51-100	RPI 101-150	RPI 150+				
6- 3	0- 1	0- 0	OVERALL	0- 0	0- 1	6- 1				
5- 1	0- 0	0- 0	HOME	0- 0	0- 0	5- 1				
1- 2	0- 1	0- 0	AWAY	0- 0	0- 1	1- 0				
0- 0	0- 0	0- 0	NEUTRAL	0- 0	0- 0	0- 0				
6- 3	0- 1	0- 0	NON-CONFERENCE	0- 0	0- 1	6- 1				
5- 1	0- 0	0- 0	HOME	0- 0	0- 0	5- 1				
1- 2	0- 1	0- 0	AWAY	0- 0	0- 1	1- 0				
0- 0	0- 0	0- 0	NEUTRAL	0- 0	0- 0	0- 0				
0- 0	0- 0	0- 0	CONFERENCE	0- 0	0- 0	0- 0				
0- 0	0- 0	0- 0	HOME	0- 0	0- 0	0- 0				
0- 0	0- 0	0- 0	AWAY	0- 0	0- 0	0- 0				
0- 0	0- 0	0- 0	NEUTRAL	0- 0	0- 0	0- 0				

RPI	S	Opponent	Score	RPI	S	Opponent	Score	RPI	S	Opponent	Score	RPI	S	Opponent	Score	Team's RPI: 213
13	A	Mississippi St.	58 91									108	A	Houston	60 75	
												188	H	Tulane	58 62	
												189	H	VCU	51 39	
												276	H	South Alabama	62 55	
												293	H	Southeastern La.	62 54	
												297	H	Ole Miss	59 53	
												336	H	Mississippi Val.	84 80	
												350	A	La.-Monroe	57 42	
LAST 10 Division I																
189	H	VCU	51 39	108	A	Houston	60 75									
336	H	Mississippi Val.	84 80	276	H	South Alabama	62 55									
297	H	Ole Miss	59 53	188	H	Tulane	58 62									
350	A	La.-Monroe	57 42	13	A	Mississippi St.	58 91									
293	H	Southeastern La.	62 54													

Non-Div I Games: William Carey 77 47

Southern Miss.

Average RPI Win:	0	WON-LOST	WINNING	LAST 10	STRENGTH OF	OPP. STRENGTH	TEAM	ADJ.	CONF.	ADJ CONF.
Average RPI Loss:	100	RECORD	PCT. RANK	GAMES	SCHEDULE	OF SCHEDULE	RPI	RPI	RPI	RPI
DIV. I ONLY	0- 8	336	0-8	8	249	222	222	27	27	
DIV. I NON-CONF.	0- 8	336	0-8	7	250	221	221	27	27	

TOTALS	RPI 1-25	RPI 26-50	W-L RECORDS	RPI 51-100	RPI 101-150	RPI 150+				
0- 8	0- 0	0- 1	OVERALL	0- 3	0- 3	0- 1				
0- 0	0- 0	0- 0	HOME	0- 0	0- 0	0- 0				
0- 7	0- 0	0- 1	AWAY	0- 2	0- 3	0- 1				
0- 1	0- 0	0- 0	NEUTRAL	0- 1	0- 0	0- 0				
0- 8	0- 0	0- 1	NON-CONFERENCE	0- 3	0- 3	0- 1				
0- 0	0- 0	0- 0	HOME	0- 0	0- 0	0- 0				
0- 7	0- 0	0- 1	AWAY	0- 2	0- 3	0- 1				
0- 1	0- 0	0- 0	NEUTRAL	0- 1	0- 0	0- 0				
0- 0	0- 0	0- 0	CONFERENCE	0- 0	0- 0	0- 0				
0- 0	0- 0	0- 0	HOME	0- 0	0- 0	0- 0				
0- 0	0- 0	0- 0	AWAY	0- 0	0- 0	0- 0				
0- 0	0- 0	0- 0	NEUTRAL	0- 0	0- 0	0- 0				

RPI 1-25				RPI 26-50				RPI 51-100				RPI 101+ Team's RPI: 222			
RPI	S	Opponent	Score	RPI	S	Opponent	Score	RPI	S	Opponent	Score	RPI	S	Opponent	Score
				41	A	Rutgers	58 78	56	A	Oklahoma St.	59 72	116	A	Iowa St.	36 69
								87	N	Washington St.	54 69	119	A	Texas	39 93
								96	A	Nebraska	39 73	130	A	Wichita St.	63 69
												151	A	Fordham	52 65

LAST 10 Division I															
				119	A	Texas	39 93	87	N	Washington St.	54 69				
				96	A	Nebraska	39 73	56	A	Oklahoma St.	59 72				
				130	A	Wichita St.	63 69	151	A	Fordham	52 65				
				116	A	Iowa St.	36 69	41	A	Rutgers	58 78				

Non-Div I Games: Tougaloo 100 39 Wiley 78 55

Southern U.

Average RPI Win: 249		WON-LOST	WINNING	LAST 10	STRENGTH OF	OPP. STRENGTH	TEAM	ADJ.	CONF.	ADJ CONF.
Average RPI Loss: 178		RECORD	PCT. RANK	GAMES	SCHEDULE	OF SCHEDULE	RPI	RPI	RPI	RPI
DIV. I ONLY		6- 3	88	6-3	312	159	176	176	19	19
DIV. I NON-CONF.		6- 3	86	6-3	312	161	176	176	19	19
TOTALS	RPI 1-25	RPI 26-50		W-L RECORDS		RPI 51-100	RPI 101-150	RPI 150+		
6- 3	0- 1	0- 0		OVERALL		0- 0	0- 0	6- 2		
5- 0	0- 0	0- 0		HOME		0- 0	0- 0	5- 0		
1- 3	0- 1	0- 0		AWAY		0- 0	0- 0	1- 2		
0- 0	0- 0	0- 0		NEUTRAL		0- 0	0- 0	0- 0		
6- 3	0- 1	0- 0		NON-CONFERENCE		0- 0	0- 0	6- 2		
5- 0	0- 0	0- 0		HOME		0- 0	0- 0	5- 0		
1- 3	0- 1	0- 0		AWAY		0- 0	0- 0	1- 2		
0- 0	0- 0	0- 0		NEUTRAL		0- 0	0- 0	0- 0		
0- 0	0- 0	0- 0		CONFERENCE		0- 0	0- 0	0- 0		
0- 0	0- 0	0- 0		HOME		0- 0	0- 0	0- 0		
0- 0	0- 0	0- 0		AWAY		0- 0	0- 0	0- 0		
0- 0	0- 0	0- 0		NEUTRAL		0- 0	0- 0	0- 0		

RPI 1-25					RPI 26-50					RPI 51-100					RPI 101+					Team's RPI: 176	
RPI	S	Opponent	Score		RPI	S	Opponent	Score		RPI	S	Opponent	Score		RPI	S	Opponent	Score			
5	A	Oregon St.	45	95											194	H	UC Irvine	82	68		
															206	H	Cal St. Fullerton	79	63		
															215	H	Oral Roberts	72	58		
															252	H	UC Riverside	79	68		
															258	A	Denver	73	81		
															271	A	Grand Canyon	65	69		
															279	H	UNLV	72	68		
															347	A	Utah Valley	71	58		
LAST 10 Division I																					
					252	H	UC Riverside	79	68	258	A	Denver	73	81							
					271	A	Grand Canyon	65	69	194	H	UC Irvine	82	68							
					347	A	Utah Valley	71	58	215	H	Oral Roberts	72	58							
					206	H	Cal St. Fullerton	79	63	5	A	Oregon St.	45	95							
										279	H	UNLV	72	68							

Non-Div I Games:

Southern Utah

Loss, Non-Conf, S Site, H Home A Away N Neutral

St. Bonaventure

Through Games Of Dec. 20, 2019

Average RPI Win:	217	WON-LOST	WINNING	LAST 10	STRENGTH OF	OPP. STRENGTH	TEAM	ADJ.	CONF.	ADJ CONF.
Average RPI Loss:	126	RECORD	PCT. RANK	GAMES	SCHEDULE	OF SCHEDULE	RPI	RPI	RPI	RPI
DIV. I ONLY	3- 8	262	3-7	108	252	257	257	11	11	
DIV. I NON-CONF.	3- 8	263	3-7	107	254	258	258	11	11	
TOTALS	RPI 1-25	RPI 26-50	W-L RECORDS	RPI 51-100	RPI 101-150	RPI 150+				
3- 8	0- 0	0- 0	OVERALL	0- 3	1- 4	2- 1				
2- 4	0- 0	0- 0	HOME	0- 2	0- 2	2- 0				
0- 4	0- 0	0- 0	AWAY	0- 1	0- 2	0- 1				
1- 0	0- 0	0- 0	NEUTRAL	0- 0	1- 0	0- 0				
3- 8	0- 0	0- 0	NON-CONFERENCE	0- 3	1- 4	2- 1				
2- 4	0- 0	0- 0	HOME	0- 2	0- 2	2- 0				
0- 4	0- 0	0- 0	AWAY	0- 1	0- 2	0- 1				
1- 0	0- 0	0- 0	NEUTRAL	0- 0	1- 0	0- 0				
0- 0	0- 0	0- 0	CONFERENCE	0- 0	0- 0	0- 0				
0- 0	0- 0	0- 0	HOME	0- 0	0- 0	0- 0				
0- 0	0- 0	0- 0	AWAY	0- 0	0- 0	0- 0				
0- 0	0- 0	0- 0	NEUTRAL	0- 0	0- 0	0- 0				

RPI 1-25				RPI 26-50				RPI 51-100				RPI 101+ Team's RPI: 257					
RPI	S	Opponent	Score	RPI	S	Opponent	Score	RPI	S	Opponent	Score	RPI	S	Opponent	Score		
								55	H	St. John's (NY)	56	68	107	A	Bucknell	60	68
								70	A	Kent St.	58	81	111	H	Akron	54	63
								78	H	Buffalo	36	46	117	A	Binghamton	67	78
													133	H	Cleveland St.	62	65
													146	N	Wright St.	57	56
													238	H	Niagara	71	67
													268	H	Oakland	80	66
													340	A	Canisius	82	84
LAST 10 Division I																	
				146	N	Wright St.	57	56	78	H	Buffalo	36	46				
				268	H	Oakland	80	66	70	A	Kent St.	58	81				
				107	A	Bucknell	60	68	117	A	Binghamton	67	78				
				111	H	Akron	54	63	133	H	Cleveland St.	62	65				
				238	H	Niagara	71	67	340	A	Canisius	82	84				

Non-Div I Games:

St. Bonaventure

■ Loss,
 ■ Non-Conf,
 ■ S Site,
 ■ H Home
 ■ A Away
 N Neutral

Average RPI Win:	291	WON-LOST	WINNING	LAST 10	STRENGTH OF	OPP. STRENGTH	TEAM	ADJ.	CONF.	ADJ CONF.
Average RPI Loss:	132	RECORD	PCT. RANK	GAMES	SCHEDULE	OF SCHEDULE	RPI	RPI	RPI	RPI
DIV. I ONLY	3- 7	250	3-7	178	267	255	255	30	30	
DIV. I NON-CONF.	3- 7	248	3-7	180	269	255	255	30	30	
TOTALS	RPI 1-25	RPI 26-50	W-L RECORDS	RPI 51-100	RPI 101-150	RPI 150+				
3- 7	0- 1	0- 1	OVERALL	0- 2	0- 1	3- 2				
2- 1	0- 0	0- 0	HOME	0- 0	0- 1	2- 0				
1- 4	0- 1	0- 1	AWAY	0- 1	0- 0	1- 1				
0- 2	0- 0	0- 0	NEUTRAL	0- 1	0- 0	0- 1				
3- 7	0- 1	0- 1	NON-CONFERENCE	0- 2	0- 1	3- 2				
2- 1	0- 0	0- 0	HOME	0- 0	0- 1	2- 0				
1- 4	0- 1	0- 1	AWAY	0- 1	0- 0	1- 1				
0- 2	0- 0	0- 0	NEUTRAL	0- 1	0- 0	0- 1				
0- 0	0- 0	0- 0	CONFERENCE	0- 0	0- 0	0- 0				
0- 0	0- 0	0- 0	HOME	0- 0	0- 0	0- 0				
0- 0	0- 0	0- 0	AWAY	0- 0	0- 0	0- 0				
0- 0	0- 0	0- 0	NEUTRAL	0- 0	0- 0	0- 0				

RPI 1-25				RPI 26-50				RPI 51-100				RPI 101+ Team's RPI: 255			
RPI	S	Opponent	Score	RPI	S	Opponent	Score	RPI	S	Opponent	Score	RPI	S	Opponent	Score
12	A	Princeton	44 76	49	A	Marquette	71 92	72	N	Pacific	62 71	120	H	Stony Brook	73 86
								88	A	Boston College	69 106	263	H	Army West Point	70 64
												277	N	Ga. Southern	47 78
												282	H	Loyola Maryland	89 78
												309	A	NJIT	69 88
												328	A	Albany (NY)	49 41
LAST 10 Division I															
277	N	Ga. Southern	47 78	328	A	Albany (NY)	49 41								
72	N	Pacific	62 71	12	A	Princeton	44 76								
88	A	Boston College	69 106	309	A	NJIT	69 88								
49	A	Marquette	71 92	282	H	Loyola Maryland	89 78								
120	H	Stony Brook	73 86	263	H	Army West Point	70 64								

Non-Div I Games: East Stroudsburg 84 62

St. Francis Brooklyn

■ Loss,
 ■ Non-Conf,
 ■ S Site,
 ■ Home
 ■ A Away
 N Neutral

Average RPI Win:	196	WON-LOST	WINNING	LAST 10	STRENGTH OF	OPP. STRENGTH	TEAM	ADJ.	CONF.	ADJ CONF.
Average RPI Loss:	99	RECORD	PCT. RANK	GAMES	SCHEDULE	OF SCHEDULE	RPI	RPI	RPI	RPI
DIV. I ONLY	7- 4	99	6-4	71	172	55	55	6	6	
DIV. I NON-CONF.	7- 4	99	6-4	71	174	55	55	6	6	
TOTALS	RPI 1-25	RPI 26-50	W-L RECORDS	RPI 51-100	RPI 101-150	RPI 150+				
7- 4	0- 1	0- 1	OVERALL	1- 1	0- 0	6- 1				
5- 0	0- 0	0- 0	HOME	0- 0	0- 0	5- 0				
2- 3	0- 1	0- 1	AWAY	1- 0	0- 0	1- 1				
0- 1	0- 0	0- 0	NEUTRAL	0- 1	0- 0	0- 0				
7- 4	0- 1	0- 1	NON-CONFERENCE	1- 1	0- 0	6- 1				
5- 0	0- 0	0- 0	HOME	0- 0	0- 0	5- 0				
2- 3	0- 1	0- 1	AWAY	1- 0	0- 0	1- 1				
0- 1	0- 0	0- 0	NEUTRAL	0- 1	0- 0	0- 0				
0- 0	0- 0	0- 0	CONFERENCE	0- 0	0- 0	0- 0				
0- 0	0- 0	0- 0	HOME	0- 0	0- 0	0- 0				
0- 0	0- 0	0- 0	AWAY	0- 0	0- 0	0- 0				
0- 0	0- 0	0- 0	NEUTRAL	0- 0	0- 0	0- 0				

RPI 1-25				RPI 26-50				RPI 51-100				RPI 101+			
RPI	S	Opponent	Score	RPI	S	Opponent	Score	RPI	S	Opponent	Score	RPI	S	Opponent	Score
15	A	Florida St.	70 74	42	A	James Madison	73 76	60	N	IUPUI	78 85	169	H	Wake Forest	82 74
								65	A	Yale	80 66	174	H	Massachusetts	82 71
												217	H	Fairfield	71 69
												229	H	Lafayette	76 44
												257	A	St. Bonaventure	68 56
												263	H	Army West Point	96 60
												279	A	UNLV	75 79
LAST 10 Division I															
217	H	Fairfield	71 69	263	H	Army West Point	96 60								
15	A	Florida St.	70 74	65	A	Yale	80 66								
169	H	Wake Forest	82 74	279	A	UNLV	75 79								
42	A	James Madison	73 76	60	N	IUPUI	78 85								
229	H	Lafayette	76 44	174	H	Massachusetts	82 71								

Non-Div I Games:

St. John's (NY)

Average RPI Win: 112		WON-LOST	WINNING	LAST 10	STRENGTH OF	OPP. STRENGTH	TEAM	ADJ.	CONF.	ADJ CONF.
Average RPI Loss: 0		RECORD	PCT. RANK	GAMES	SCHEDULE	OF SCHEDULE	RPI	RPI	RPI	RPI
DIV. I ONLY		10- 0	1	10-0	10	37	2	2	1	1
DIV. I NON-CONF.		10- 0	1	10-0	10	37	2	2	1	1
TOTALS	RPI 1-25		RPI 26-50		W-L RECORDS	RPI 51-100	RPI 101-150		RPI 150+	
10- 0	3- 0		0- 0		OVERALL	2- 0	2- 0		3- 0	
6- 0	2- 0		0- 0		HOME	1- 0	1- 0		2- 0	
1- 0	0- 0		0- 0		AWAY	0- 0	1- 0		0- 0	
3- 0	1- 0		0- 0		NEUTRAL	1- 0	0- 0		1- 0	
10- 0	3- 0		0- 0		NON-CONFERENCE	2- 0	2- 0		3- 0	
6- 0	2- 0		0- 0		HOME	1- 0	1- 0		2- 0	
1- 0	0- 0		0- 0		AWAY	0- 0	1- 0		0- 0	
3- 0	1- 0		0- 0		NEUTRAL	1- 0	0- 0		1- 0	
0- 0	0- 0		0- 0		CONFERENCE	0- 0	0- 0		0- 0	
0- 0	0- 0		0- 0		HOME	0- 0	0- 0		0- 0	
0- 0	0- 0		0- 0		AWAY	0- 0	0- 0		0- 0	
0- 0	0- 0		0- 0		NEUTRAL	0- 0	0- 0		0- 0	

RPI	S	Opponent	Score	RPI	S	Opponent	Score	RPI	S	Opponent	Score	RPI	S	Opponent	Score
6	H	Gonzaga	76 70					78	H	Buffalo	88 69	126	A	San Francisco	97 71
13	N	Mississippi St.	67 62					91	N	Syracuse	77 59	142	H	Northern Colo.	90 36
20	H	Ohio St.	71 52									157	H	Tennessee	78 51
												241	N	California Baptist	83 78
												250	H	Eastern Wash.	92 27
LAST 10 Division I															
157	H	Tennessee	78 51	13	N	Mississippi St.	67 62								
20	H	Ohio St.	71 52	91	N	Syracuse	77 59								
142	H	Northern Colo.	90 36	241	N	California Baptist	83 78								
126	A	San Francisco	97 71	78	H	Buffalo	88 69								
250	H	Eastern Wash.	92 27	6	H	Gonzaga	76 70								

Non-Div I Games:

Stanford

Average RPI Win:	305	WON-LOST	WINNING	LAST 10	STRENGTH OF	OPP. STRENGTH	TEAM	ADJ.	CONF.	ADJ CONF.
Average RPI Loss:	120	RECORD	PCT. RANK	GAMES	SCHEDULE	OF SCHEDULE	RPI	RPI	RPI	RPI
DIV. I ONLY	3- 6	235	3-6	166	262	233	233	15	15	
DIV. I NON-CONF.	3- 6	234	3-6	169	262	232	232	15	15	
TOTALS	RPI 1-25	RPI 26-50	W-L RECORDS	RPI 51-100	RPI 101-150	RPI 150+				
3- 6	0- 0	0- 1	OVERALL	0- 2	0- 1	3- 2				
2- 1	0- 0	0- 0	HOME	0- 0	0- 1	2- 0				
1- 4	0- 0	0- 1	AWAY	0- 2	0- 0	1- 1				
0- 1	0- 0	0- 0	NEUTRAL	0- 0	0- 0	0- 1				
3- 6	0- 0	0- 1	NON-CONFERENCE	0- 2	0- 1	3- 2				
2- 1	0- 0	0- 0	HOME	0- 0	0- 1	2- 0				
1- 4	0- 0	0- 1	AWAY	0- 2	0- 0	1- 1				
0- 1	0- 0	0- 0	NEUTRAL	0- 0	0- 0	0- 1				
0- 0	0- 0	0- 0	CONFERENCE	0- 0	0- 0	0- 0				
0- 0	0- 0	0- 0	HOME	0- 0	0- 0	0- 0				
0- 0	0- 0	0- 0	AWAY	0- 0	0- 0	0- 0				
0- 0	0- 0	0- 0	NEUTRAL	0- 0	0- 0	0- 0				

RPI 1-25				RPI 26-50				RPI 51-100				RPI 101+				Team's RPI: 233	
RPI	S	Opponent	Score	RPI	S	Opponent	Score	RPI	S	Opponent	Score	RPI	S	Opponent	Score		
				40	A	Kentucky	48 67	81	A	Penn	41 81	140	H	Bethune-Cookman	55 59		
								100	A	UCF	40 66	157	A	Tennessee	46 73		
												201	N	Saint Francis (PA)	73 78		
												272	H	Tulsa	66 60		
												302	A	Morehead St.	58 55		
												340	H	Canisius	68 52		
LAST 10 Division I																	
				140	H	Bethune-Cookman	55 59	272	H	Tulsa	66 60						
				340	H	Canisius	68 52	81	A	Penn	41 81						
				302	A	Morehead St.	58 55	100	A	UCF	40 66						
				40	A	Kentucky	48 67	157	A	Tennessee	46 73						
								201	N	Saint Francis (PA)	73 78						

Non-Div I Games: Palm Beach Atl. 77 46 Trinity Baptist 116 40 Fla. National 80 37

Stetson

2019-2020				Through Games Of Dec. 10, 2019						
Average RPI Win:	271	WON-LOST	WINNING	LAST 10	STRENGTH OF	OPP. STRENGTH	TEAM	ADJ.	CONF.	ADJ CONF.
Average RPI Loss:	34	RECORD	PCT. RANK	GAMES	SCHEDULE	OF SCHEDULE	RPI	RPI	RPI	RPI
DIV. I ONLY	9- 1	21	9-1	337	162	120	120	28	28	
DIV. I NON-CONF.	9- 1	21	9-1	339	164	120	120	28	28	

TOTALS	RPI 1-25		RPI 26-50	W-L RECORDS	RPI 51-100	RPI 101-150	RPI 150+			
9- 1	0- 0		0- 1	OVERALL	0- 0	0- 0	9- 0			
3- 0	0- 0		0- 0	HOME	0- 0	0- 0	3- 0			
5- 1	0- 0		0- 1	AWAY	0- 0	0- 0	5- 0			
1- 0	0- 0		0- 0	NEUTRAL	0- 0	0- 0	1- 0			
9- 1	0- 0		0- 1	NON-CONFERENCE	0- 0	0- 0	9- 0			
3- 0	0- 0		0- 0	HOME	0- 0	0- 0	3- 0			
5- 1	0- 0		0- 1	AWAY	0- 0	0- 0	5- 0			
1- 0	0- 0		0- 0	NEUTRAL	0- 0	0- 0	1- 0			
0- 0	0- 0		0- 0	CONFERENCE	0- 0	0- 0	0- 0			
0- 0	0- 0		0- 0	HOME	0- 0	0- 0	0- 0			
0- 0	0- 0		0- 0	AWAY	0- 0	0- 0	0- 0			
0- 0	0- 0		0- 0	NEUTRAL	0- 0	0- 0	0- 0			

RPI 1-25				RPI 26-50				RPI 51-100				RPI 101+				Team's RPI: 120	
RPI	S	Opponent	Score	RPI	S	Opponent	Score	RPI	S	Opponent	Score	RPI	S	Opponent	Score		
				34	A	Arkansas	58 88					204	H	Iona	59 40		
												208	A	Wagner	66 45		
												254	H	Manhattan	59 54		
												255	A	St. Francis Brooklyn	86 73		
												261	N	Morgan St.	63 56		
												283	H	Sacred Heart	54 50		
												305	A	Pittsburgh	59 56		
												331	A	Hofstra	81 38		
												337	A	LIU Brooklyn	80 49		
LAST 10 Division I																	
				261	N	Morgan St.	63 56	337	A	LIU Brooklyn	80 49						
				208	A	Wagner	66 45	283	H	Sacred Heart	54 50						
				305	A	Pittsburgh	59 56	204	H	Iona	59 40						
				254	H	Manhattan	59 54	34	A	Arkansas	58 88						
				255	A	St. Francis Brooklyn	86 73	331	A	Hofstra	81 38						

Non-Div I Games:	Molloy	66	49
------------------	--------	----	----

Stony Brook

■ Loss, ■ Non-Conf, S Site, H Home A Away N Neutral

Average RPI Win:	215	WON-LOST	WINNING	LAST 10	STRENGTH OF	OPP. STRENGTH	TEAM	ADJ.	CONF.	ADJ CONF.
Average RPI Loss:	39	RECORD	PCT. RANK	GAMES	SCHEDULE	OF SCHEDULE	RPI	RPI	RPI	RPI
DIV. I ONLY	6- 4	123	6-4	55	108	91	91	3	3	
DIV. I NON-CONF.	6- 4	123	6-4	56	108	90	90	3	3	
TOTALS	RPI 1-25	RPI 26-50	W-L RECORDS	RPI 51-100	RPI 101-150	RPI 150+				
6- 4	0- 2	0- 1	OVERALL	0- 1	3- 0	3- 0				
4- 1	0- 1	0- 0	HOME	0- 0	1- 0	3- 0				
0- 1	0- 0	0- 1	AWAY	0- 0	0- 0	0- 0				
2- 2	0- 1	0- 0	NEUTRAL	0- 1	2- 0	0- 0				
6- 4	0- 2	0- 1	NON-CONFERENCE	0- 1	3- 0	3- 0				
4- 1	0- 1	0- 0	HOME	0- 0	1- 0	3- 0				
0- 1	0- 0	0- 1	AWAY	0- 0	0- 0	0- 0				
2- 2	0- 1	0- 0	NEUTRAL	0- 1	2- 0	0- 0				
0- 0	0- 0	0- 0	CONFERENCE	0- 0	0- 0	0- 0				
0- 0	0- 0	0- 0	HOME	0- 0	0- 0	0- 0				
0- 0	0- 0	0- 0	AWAY	0- 0	0- 0	0- 0				
0- 0	0- 0	0- 0	NEUTRAL	0- 0	0- 0	0- 0				

RPI 1-25				RPI 26-50				RPI 51-100				Team's RPI: 91	RPI 101+			
RPI	S	Opponent	Score	RPI	S	Opponent	Score	RPI	S	Opponent	Score		RPI	S	Opponent	Score
2	N	Stanford	59 77	37	A	Michigan	76 84	95	N	Green Bay	73 79		108	N	Houston	87 62
21	H	Oregon	64 81										112	H	Ohio	66 54
													127	N	Michigan St.	77 63
													287	H	UMES	65 50
													327	H	UMBC	82 48
													328	H	Albany (NY)	75 53
LAST 10 Division I																
127	N	Michigan St.	77 63	95	N	Green Bay	73 79									
327	H	UMBC	82 48	2	N	Stanford	59 77									
37	A	Michigan	76 84	108	N	Houston	87 62									
287	H	UMES	65 50	21	H	Oregon	64 81									
112	H	Ohio	66 54	328	H	Albany (NY)	75 53									

Non-Div I Games:

Syracuse

TCU

Average RPI Win: 167

WON-LOST

WINNING

LAST 10

STRENGTH OF

OPP. STRENGTH

TEAM

ADJ.

CONF.

ADJ CONF.

Average RPI Loss: 8

RECORD

PCT. RANK

GAMES

SCHEDULE

OF SCHEDULE

RPI

RPI

RPI

RPI

DIV. I ONLY

8- 1

31

8-1

75

58

17

17

5

5

DIV. I NON-CONF.

8- 1

31

8-1

74

58

17

17

5

5

TOTALS

RPI 1-25

RPI 26-50

W-L RECORDS

RPI 51-100

RPI 101-150

RPI 150+

8- 1

0- 1

0- 0

OVERALL

1- 0

2- 0

5- 0

6- 0

0- 0

0- 0

HOME

1- 0

2- 0

3- 0

2- 1

0- 1

0- 0

AWAY

0- 0

0- 0

2- 0

0- 0

0- 0

NEUTRAL

0- 0

0- 0

0- 0

8- 1

0- 1

0- 0

NON-CONFERENCE

1- 0

2- 0

5- 0

6- 0

0- 0

0- 0

HOME

1- 0

2- 0

3- 0

2- 1

0- 1

0- 0

AWAY

0- 0

0- 0

2- 0

0- 0

0- 0

NEUTRAL

0- 0

0- 0

0- 0

0- 0

0- 0

CONFERENCE

0- 0

0- 0

0- 0

0- 0

0- 0

HOME

0- 0

0- 0

0- 0

0- 0

0- 0

AWAY

0- 0

0- 0

0- 0

0- 0

0- 0

NEUTRAL

0- 0

0- 0

0- 0

0- 0

RPI 1-25

Team's RPI: 17

RPI 26-50

RPI 51-100

RPI 101+

RPI S

Opponent

Score

RPI S

Opponent

Score

RPI S

Opponent

Score

RPI S

Opponent

Score

8

A

Texas A&M

68

70

74

H

Boise St.

77

65

105

H

Auburn

80

65

112

H

Ohio

79

72

155

H

Robert Morris

66

61

167

H

Cornell

59

49

178

A

SMU

57

56

263

A

Army West Point

66

52

285

H

Nicholls St.

72

47

LAST 10 Division I

112

H

Ohio

79

72

74

H

Boise St.

77

65

8

A

Texas A&M

68

70

263

A

Army West Point

66

52

105

H

Auburn

80

65

178

A

SMU

57

56

155

H

Robert Morris

66

61

285

H

Nicholls St.

72

47

167

H

Cornell

59

49

Non-Div I Games:

TCU

Average RPI Win:	182	WON-LOST	WINNING	LAST 10	STRENGTH OF	OPP. STRENGTH	TEAM	ADJ.	CONF.	ADJ CONF.
Average RPI Loss:	51	RECORD	PCT. RANK	GAMES	SCHEDULE	OF SCHEDULE	RPI	RPI	RPI	RPI
DIV. I ONLY	6- 5	154	5-5	21	82	62	62	8	8	
DIV. I NON-CONF.	6- 4	123	5-4	44	122	64	64	8	8	
TOTALS	RPI 1-25	RPI 26-50	W-L RECORDS	RPI 51-100	RPI 101-150	RPI 150+				
6- 5	0- 3	0- 0	OVERALL	0- 1	3- 1	3- 0				
4- 2	0- 2	0- 0	HOME	0- 0	2- 0	2- 0				
2- 1	0- 0	0- 0	AWAY	0- 0	1- 1	1- 0				
0- 2	0- 1	0- 0	NEUTRAL	0- 1	0- 0	0- 0				
6- 4	0- 2	0- 0	NON-CONFERENCE	0- 1	3- 1	3- 0				
4- 1	0- 1	0- 0	HOME	0- 0	2- 0	2- 0				
2- 1	0- 0	0- 0	AWAY	0- 0	1- 1	1- 0				
0- 2	0- 1	0- 0	NEUTRAL	0- 1	0- 0	0- 0				
0- 1	0- 1	0- 0	CONFERENCE	0- 0	0- 0	0- 0				
0- 1	0- 1	0- 0	HOME	0- 0	0- 0	0- 0				
0- 0	0- 0	0- 0	AWAY	0- 0	0- 0	0- 0				
0- 0	0- 0	0- 0	NEUTRAL	0- 0	0- 0	0- 0				

RPI S	Opponent	Score	RPI S	Opponent	Score	RPI S	Opponent	Score	RPI S	Opponent	Score
1	H UConn	54 83				92	N North Carolina	58 71	101	H Duquesne	85 72
7	H South Carolina	71 78							107	A Bucknell	72 61
11	N Creighton	59 69							138	H Villanova	74 69
									145	A Saint Joseph's	63 67
									217	H Fairfield	77 59
									262	H Xavier	78 65
									264	A Towson	74 59
LAST 10 Division I											
138	H Villanova	74 69	92	N North Carolina	58 71						
7	H South Carolina	71 78	107	A Bucknell	72 61						
264	A Towson	74 59	1	H UConn	54 83						
11	N Creighton	59 69	262	H Xavier	78 65						
101	H Duquesne	85 72	145	A Saint Joseph's	63 67						

Non-Div I Games:

Temple

Tennessee

Through Games Of Dec. 20, 2019

Average RPI Win:	259	WON-LOST	WINNING	LAST 10	STRENGTH OF	OPP. STRENGTH	TEAM	ADJ.	CONF.	ADJ CONF.
Average RPI Loss:	61	RECORD	PCT. RANK	GAMES	SCHEDULE	OF SCHEDULE	RPI	RPI	RPI	RPI
DIV. I ONLY	8- 2	46	8-2	321	71	157	157	4	4	
DIV. I NON-CONF.	8- 2	46	8-2	321	71	157	157	4	4	
TOTALS	RPI 1-25	RPI 26-50	W-L RECORDS	RPI 51-100	RPI 101-150	RPI 150+				
8- 2	0- 1	0- 0	OVERALL	1- 0	0- 1	7- 0				
6- 1	0- 0	0- 0	HOME	0- 0	0- 1	6- 0				
2- 1	0- 1	0- 0	AWAY	1- 0	0- 0	1- 0				
0- 0	0- 0	0- 0	NEUTRAL	0- 0	0- 0	0- 0				
8- 2	0- 1	0- 0	NON-CONFERENCE	1- 0	0- 1	7- 0				
6- 1	0- 0	0- 0	HOME	0- 0	0- 1	6- 0				
2- 1	0- 1	0- 0	AWAY	1- 0	0- 0	1- 0				
0- 0	0- 0	0- 0	NEUTRAL	0- 0	0- 0	0- 0				
0- 0	0- 0	0- 0	CONFERENCE	0- 0	0- 0	0- 0				
0- 0	0- 0	0- 0	HOME	0- 0	0- 0	0- 0				
0- 0	0- 0	0- 0	AWAY	0- 0	0- 0	0- 0				
0- 0	0- 0	0- 0	NEUTRAL	0- 0	0- 0	0- 0				

RPI 1-25				RPI 26-50				RPI 51-100				RPI 101+ Team's RPI: 157			
RPI	S	Opponent	Score	RPI	S	Opponent	Score	RPI	S	Opponent	Score	RPI	S	Opponent	Score
2	A	Stanford	51 78					71	A	Notre Dame	74 63	119	H	Texas	60 66
												233	H	Stetson	73 46
												248	A	ETSU	72 68
												289	H	Colorado St.	79 41
												290	H	Ark.-Pine Bluff	92 51
												294	H	Central Ark.	63 36
												315	H	Air Force	81 54
												334	H	Tennessee St.	73 43
LAST 10 Division I															
2	A	Stanford	51 78	290	H	Ark.-Pine Bluff	92 51								
289	H	Colorado St.	79 41	233	H	Stetson	73 46								
119	H	Texas	60 66	334	H	Tennessee St.	73 43								
315	H	Air Force	81 54	71	A	Notre Dame	74 63								
248	A	ETSU	72 68	294	H	Central Ark.	63 36								

Non-Div I Games:

Tennessee

■ Loss,
 ■ Non-Conf, S Site,
 ■ Home
 ■ Away
 N Neutral

Tennessee St.

Through Games Of Dec. 20, 2019

Average RPI Win:	0	WON-LOST	WINNING	LAST 10	STRENGTH OF	OPP. STRENGTH	TEAM	ADJ.	CONF.	ADJ CONF.
Average RPI Loss:	207	RECORD	PCT. RANK	GAMES	SCHEDULE	OF SCHEDULE	RPI	RPI	RPI	RPI
DIV. I ONLY	0- 7	336	0-7	155	341	334	334	20	20	
DIV. I NON-CONF.	0- 7	336	0-7	157	341	334	334	20	20	
TOTALS	RPI 1-25	RPI 26-50	W-L RECORDS	RPI 51-100	RPI 101-150	RPI 150+				
0- 7	0- 0	0- 0	OVERALL	0- 2	0- 0	0- 5				
0- 4	0- 0	0- 0	HOME	0- 1	0- 0	0- 3				
0- 3	0- 0	0- 0	AWAY	0- 1	0- 0	0- 2				
0- 0	0- 0	0- 0	NEUTRAL	0- 0	0- 0	0- 0				
0- 7	0- 0	0- 0	NON-CONFERENCE	0- 2	0- 0	0- 5				
0- 4	0- 0	0- 0	HOME	0- 1	0- 0	0- 3				
0- 3	0- 0	0- 0	AWAY	0- 1	0- 0	0- 2				
0- 0	0- 0	0- 0	NEUTRAL	0- 0	0- 0	0- 0				
0- 0	0- 0	0- 0	CONFERENCE	0- 0	0- 0	0- 0				
0- 0	0- 0	0- 0	HOME	0- 0	0- 0	0- 0				
0- 0	0- 0	0- 0	AWAY	0- 0	0- 0	0- 0				
0- 0	0- 0	0- 0	NEUTRAL	0- 0	0- 0	0- 0				

RPI S	Opponent	Score	RPI S	Opponent	Score	RPI S	Opponent	Score	RPI S	Opponent	Score	Team's RPI: 334
61	A Arizona	42 77	93	H Vanderbilt	55 106	157	A Tennessee	43 73	224	H North Ala.	63 88	
						276	A South Alabama	48 70	313	H Lipscomb	64 74	
						322	H Alcorn	57 62				
LAST 10 Division I												
61	A Arizona	42 77	322	H Alcorn	57 62							
313	H Lipscomb	64 74	224	H North Ala.	63 88							
276	A South Alabama	48 70	157	A Tennessee	43 73							
93	H Vanderbilt	55 106										

Non-Div I Games: Wilberforce 83 65 Fisk 91 50

Tennessee St.

Loss, Non-Conf, S Site, H Home A Away N Neutral

Tennessee Tech

Through Games Of Dec. 20, 2019

Average RPI Win:	289	WON-LOST	WINNING	LAST 10	STRENGTH OF	OPP. STRENGTH	TEAM	ADJ.	CONF.	ADJ CONF.
Average RPI Loss:	104	RECORD	PCT. RANK	GAMES	SCHEDULE	OF SCHEDULE	RPI	RPI	RPI	RPI
DIV. I ONLY	4- 4	162	4-4	328	153	235	235	20	20	
DIV. I NON-CONF.	4- 4	160	4-4	329	154	234	234	20	20	
TOTALS	RPI 1-25	RPI 26-50	W-L RECORDS	RPI 51-100	RPI 101-150	RPI 150+				
4- 4	0- 0	0- 0	OVERALL	0- 3	0- 0	4- 1				
1- 0	0- 0	0- 0	HOME	0- 0	0- 0	1- 0				
2- 3	0- 0	0- 0	AWAY	0- 3	0- 0	2- 0				
1- 1	0- 0	0- 0	NEUTRAL	0- 0	0- 0	1- 1				
4- 4	0- 0	0- 0	NON-CONFERENCE	0- 3	0- 0	4- 1				
1- 0	0- 0	0- 0	HOME	0- 0	0- 0	1- 0				
2- 3	0- 0	0- 0	AWAY	0- 3	0- 0	2- 0				
1- 1	0- 0	0- 0	NEUTRAL	0- 0	0- 0	1- 1				
0- 0	0- 0	0- 0	CONFERENCE	0- 0	0- 0	0- 0				
0- 0	0- 0	0- 0	HOME	0- 0	0- 0	0- 0				
0- 0	0- 0	0- 0	AWAY	0- 0	0- 0	0- 0				
0- 0	0- 0	0- 0	NEUTRAL	0- 0	0- 0	0- 0				

RPI 1-25			RPI 26-50			RPI 51-100			RPI 101+			Team's RPI: 235
RPI	S	Opponent	Score	RPI	S	Opponent	Score	RPI	S	Opponent	Score	
						80	A Middle Tenn.	58	64	158	A Samford	72 57
						82	A Southern Ill.	65	76	159	N Northern Ill.	74 82
						93	A Vanderbilt	61	75	323	N Detroit Mercy	69 47
										326	A Western Caro.	62 58
										350	H La.-Monroe	75 68
LAST 10 Division I												
						323	N Detroit Mercy	69	47	326	A Western Caro.	62 58
						159	N Northern Ill.	74	82	93	A Vanderbilt	61 75
						158	A Samford	72	57	350	H La.-Monroe	75 68
						80	A Middle Tenn.	58	64			
						82	A Southern Ill.	65	76			

Non-Div I Games: Cumberland (TN) 88 51

Tennessee Tech

■ Loss,
 ■ Non-Conf,
 ■ S Site,
 ■ H Home
 ■ A Away
 N Neutral

Average RPI Win: 231		WON-LOST	WINNING	LAST 10	STRENGTH OF	OPP. STRENGTH	TEAM	ADJ.	CONF.	ADJ CONF.
Average RPI Loss: 86		RECORD	PCT. RANK	GAMES	SCHEDULE	OF SCHEDULE	RPI	RPI	RPI	RPI
DIV. I ONLY		6- 4	123	6-4	106	234	119	119	5	5
DIV. I NON-CONF.		6- 4	123	6-4	106	236	119	119	5	5
TOTALS	RPI 1-25	RPI 26-50		W-L RECORDS		RPI 51-100	RPI 101-150	RPI 150+		
6- 4	0- 0	0- 1		OVERALL		0- 1	1- 2	5- 0		
4- 1	0- 0	0- 0		HOME		0- 1	1- 0	3- 0		
1- 2	0- 0	0- 0		AWAY		0- 0	0- 2	1- 0		
1- 1	0- 0	0- 1		NEUTRAL		0- 0	0- 0	1- 0		
6- 4	0- 0	0- 1		NON-CONFERENCE		0- 1	1- 2	5- 0		
4- 1	0- 0	0- 0		HOME		0- 1	1- 0	3- 0		
1- 2	0- 0	0- 0		AWAY		0- 0	0- 2	1- 0		
1- 1	0- 0	0- 1		NEUTRAL		0- 0	0- 0	1- 0		
0- 0	0- 0	0- 0		CONFERENCE		0- 0	0- 0	0- 0		
0- 0	0- 0	0- 0		HOME		0- 0	0- 0	0- 0		
0- 0	0- 0	0- 0		AWAY		0- 0	0- 0	0- 0		
0- 0	0- 0	0- 0		NEUTRAL		0- 0	0- 0	0- 0		

RPI 1-25				RPI 26-50				RPI 51-100				RPI 101+				Team's RPI: 119	
RPI	S	Opponent	Score	RPI	S	Opponent	Score	RPI	S	Opponent	Score	RPI	S	Opponent	Score		
				27	N	NC State	73 84					112	H	Ohio	73 60		
								61	H	Arizona	58 83	123	A	South Fla.	57 64		
												134	A	Hawaii	60 73		
												157	A	Tennessee	66 60		
												207	N	North Texas	63 57		
												222	H	Southern U.	93 39		
												342	H	UTRGV	85 69		
												345	H	UTSA	84 53		
LAST 10 Division I																	
				27	N	NC State	73 84	112	H	Ohio	73 60						
				222	H	Southern U.	93 39	157	A	Tennessee	66 60						
				342	H	UTRGV	85 69	134	A	Hawaii	60 73						
				61	H	Arizona	58 83	207	N	North Texas	63 57						
				345	H	UTSA	84 53	123	A	South Fla.	57 64						

Non-Div I Games:

Texas

■ Loss, ■ Non-Conf, S Site, H Home A Away N Neutral

Average RPI Win: 131		WON-LOST	WINNING	LAST 10	STRENGTH OF	OPP. STRENGTH	TEAM	ADJ.	CONF.	ADJ CONF.
Average RPI Loss: 15		RECORD	PCT. RANK	GAMES	SCHEDULE	OF SCHEDULE	RPI	RPI	RPI	RPI
DIV. I ONLY		10- 1	15	9-1	30	27	8	8	4	4
DIV. I NON-CONF.		10- 1	15	9-1	29	27	8	8	4	4
TOTALS	RPI 1-25	RPI 26-50		W-L RECORDS	RPI 51-100		RPI 101-150		RPI 150+	
10- 1	2- 1	1- 0		OVERALL	1- 0		2- 0		4- 0	
7- 0	2- 0	0- 0		HOME	1- 0		1- 0		3- 0	
2- 0	0- 0	0- 0		AWAY	0- 0		1- 0		1- 0	
1- 1	0- 1	1- 0		NEUTRAL	0- 0		0- 0		0- 0	
10- 1	2- 1	1- 0		NON-CONFERENCE	1- 0		2- 0		4- 0	
7- 0	2- 0	0- 0		HOME	1- 0		1- 0		3- 0	
2- 0	0- 0	0- 0		AWAY	0- 0		1- 0		1- 0	
1- 1	0- 1	1- 0		NEUTRAL	0- 0		0- 0		0- 0	
0- 0	0- 0	0- 0		CONFERENCE	0- 0		0- 0		0- 0	
0- 0	0- 0	0- 0		HOME	0- 0		0- 0		0- 0	
0- 0	0- 0	0- 0		AWAY	0- 0		0- 0		0- 0	
0- 0	0- 0	0- 0		NEUTRAL	0- 0		0- 0		0- 0	

RPI 1-25				Team's RPI: 8		RPI 26-50				RPI 51-100				RPI 101+			
RPI	S	Opponent	Score	RPI	S	Opponent	Score	RPI	S	Opponent	Score	RPI	S	Opponent	Score		
15	N	Florida St.	58 80	31	N	Georgia Tech	60 48	56	H	Oklahoma St.	74 62	104	A	Southern California	74 64		
17	H	TCU	70 68									108	H	Houston	72 43		
24	H	Duke	79 58									202	A	Rice	62 61		
												225	H	Prairie View	80 38		
												245	H	Little Rock	78 35		
												294	H	Central Ark.	76 46		
LAST 10 Division I																	
294	H	Central Ark.	76 46	31	N	Georgia Tech	60 48										
15	N	Florida St.	58 80	108	H	Houston	72 43										
225	H	Prairie View	80 38	17	H	TCU	70 68										
104	A	Southern California	74 64	56	H	Oklahoma St.	74 62										
202	A	Rice	62 61	24	H	Duke	79 58										

Non-Div I Games:

Texas A&M

■ Loss, ■ Non-Conf, S Site, H Home A Away N Neutral

Texas Southern

Through Games Of Dec. 20, 2019

Average RPI Win:	217	WON-LOST	WINNING	LAST 10	STRENGTH OF	OPP. STRENGTH	TEAM	ADJ.	CONF.	ADJ CONF.
Average RPI Loss:	74	RECORD	PCT. RANK	GAMES	SCHEDULE	OF SCHEDULE	RPI	RPI	RPI	RPI
DIV. I ONLY	4- 5	191	4-5	19	220	46	46	27	27	
DIV. I NON-CONF.	4- 5	192	4-5	19	222	47	47	27	27	
TOTALS	RPI 1-25	RPI 26-50	W-L RECORDS	RPI 51-100	RPI 101-150	RPI 150+				
4- 5	0- 2	0- 1	OVERALL	0- 0	1- 1	3- 1				
1- 0	0- 0	0- 0	HOME	0- 0	0- 0	1- 0				
3- 4	0- 2	0- 1	AWAY	0- 0	1- 1	2- 0				
0- 1	0- 0	0- 0	NEUTRAL	0- 0	0- 0	0- 1				
4- 5	0- 2	0- 1	NON-CONFERENCE	0- 0	1- 1	3- 1				
1- 0	0- 0	0- 0	HOME	0- 0	0- 0	1- 0				
3- 4	0- 2	0- 1	AWAY	0- 0	1- 1	2- 0				
0- 1	0- 0	0- 0	NEUTRAL	0- 0	0- 0	0- 1				
0- 0	0- 0	0- 0	CONFERENCE	0- 0	0- 0	0- 0				
0- 0	0- 0	0- 0	HOME	0- 0	0- 0	0- 0				
0- 0	0- 0	0- 0	AWAY	0- 0	0- 0	0- 0				
0- 0	0- 0	0- 0	NEUTRAL	0- 0	0- 0	0- 0				

RPI 1-25				RPI 26-50				Team's RPI: 46	RPI 51-100				RPI 101+			
RPI	S	Opponent	Score	RPI	S	Opponent	Score		RPI	S	Opponent	Score	RPI	S	Opponent	Score
6	A	Gonzaga	45 80	32	A	Colorado	50 74						116	A	Iowa St.	59 79
21	A	Oregon	63 99										134	A	Hawaii	74 57
													188	A	Tulane	72 62
													195	N	Utah	52 61
													202	H	Rice	63 56
													342	A	UTRGV	71 44
LAST 10 Division I																
134	A	Hawaii	74 57	188	A	Tulane	72 62									
195	N	Utah	52 61	6	A	Gonzaga	45 80									
116	A	Iowa St.	59 79	202	H	Rice	63 56									
21	A	Oregon	63 99	32	A	Colorado	50 74									
342	A	UTRGV	71 44													

Non-Div I Games:

Texas Southern

■ Loss,
 ■ Non-Conf,
 ■ S Site,
 ■ Home
 ■ A Away
 N Neutral

Average RPI Win:	221	WON-LOST	WINNING	LAST 10	STRENGTH OF	OPP. STRENGTH	TEAM	ADJ.	CONF.	ADJ CONF.
Average RPI Loss:	173	RECORD	PCT. RANK	GAMES	SCHEDULE	OF SCHEDULE	RPI	RPI	RPI	RPI
DIV. I ONLY	4- 3	138	4-3	280	229	180	180	22	22	
DIV. I NON-CONF.	4- 3	138	4-3	282	231	180	180	22	22	
TOTALS	RPI 1-25	RPI 26-50	W-L RECORDS	RPI 51-100	RPI 101-150	RPI 150+				
4- 3	0- 0	0- 1	OVERALL	0- 0	2- 0	2- 2				
3- 0	0- 0	0- 0	HOME	0- 0	1- 0	2- 0				
1- 3	0- 0	0- 1	AWAY	0- 0	1- 0	0- 2				
0- 0	0- 0	0- 0	NEUTRAL	0- 0	0- 0	0- 0				
4- 3	0- 0	0- 1	NON-CONFERENCE	0- 0	2- 0	2- 2				
3- 0	0- 0	0- 0	HOME	0- 0	1- 0	2- 0				
1- 3	0- 0	0- 1	AWAY	0- 0	1- 0	0- 2				
0- 0	0- 0	0- 0	NEUTRAL	0- 0	0- 0	0- 0				
0- 0	0- 0	0- 0	CONFERENCE	0- 0	0- 0	0- 0				
0- 0	0- 0	0- 0	HOME	0- 0	0- 0	0- 0				
0- 0	0- 0	0- 0	AWAY	0- 0	0- 0	0- 0				
0- 0	0- 0	0- 0	NEUTRAL	0- 0	0- 0	0- 0				

RPI	S	Opponent	Score	RPI	S	Opponent	Score	RPI	S	Opponent	Score	RPI	S	Opponent	Score	Team's RPI: 180
43	A	Kansas	48 68	48	A	Morgan St.	62 72	143	A	Dartmouth	61 51	147	H	New Orleans	51 49	
215	A	Oral Roberts	57 63	143	A	Dartmouth	61 51	215	A	Oral Roberts	57 63	249	H	A&M-Corpus Christi	57 48	
				345	H	UTSA	74 69	261	A	Morgan St.	62 72	345	H	UTSA	74 69	
				249	H	A&M-Corpus Christi	57 48									
				147	H	New Orleans	51 49									

LAST 10 Division I

43	A	Kansas	48	68	261	A	Morgan St.	62	72
215	A	Oral Roberts	57	63	143	A	Dartmouth	61	51
					345	H	UTSA	74	69
					249	H	A&M-Corpus Christi	57	48
					147	H	New Orleans	51	49

Non-Div I Games: Texas Lutheran 72 31 Tex. Permian Basin 83 45

Texas St.

Through Games of Dec. 10, 1919				Through Games of Dec. 10, 1919						
Average RPI Win:	272	WON-LOST	WINNING	LAST 10	STRENGTH OF	OPP. STRENGTH	TEAM	ADJ.	CONF.	ADJ CONF.
Average RPI Loss:	0	RECORD	PCT. RANK	GAMES	SCHEDULE	OF SCHEDULE	RPI	RPI	RPI	RPI
DIV. I ONLY	9- 0	1	9-0	350	191	171	171	5	5	
DIV. I NON-CONF.	9- 0	1	9-0	350	193	171	171	5	5	
TOTALS	RPI 1-25	RPI 26-50	W-L RECORDS	RPI 51-100	RPI 101-150	RPI 150+				
9- 0	0- 0	0- 0	OVERALL	0- 0	0- 0	9- 0				
7- 0	0- 0	0- 0	HOME	0- 0	0- 0	7- 0				
1- 0	0- 0	0- 0	AWAY	0- 0	0- 0	1- 0				
1- 0	0- 0	0- 0	NEUTRAL	0- 0	0- 0	1- 0				
9- 0	0- 0	0- 0	NON-CONFERENCE	0- 0	0- 0	9- 0				
7- 0	0- 0	0- 0	HOME	0- 0	0- 0	7- 0				
1- 0	0- 0	0- 0	AWAY	0- 0	0- 0	1- 0				
1- 0	0- 0	0- 0	NEUTRAL	0- 0	0- 0	1- 0				
0- 0	0- 0	0- 0	CONFERENCE	0- 0	0- 0	0- 0				
0- 0	0- 0	0- 0	HOME	0- 0	0- 0	0- 0				
0- 0	0- 0	0- 0	AWAY	0- 0	0- 0	0- 0				
0- 0	0- 0	0- 0	NEUTRAL	0- 0	0- 0	0- 0				

RPI 1-25				RPI 26-50				RPI 51-100				RPI 101+				Team's RPI: 171	
RPI	S	Opponent	Score	RPI	S	Opponent	Score	RPI	S	Opponent	Score	RPI	S	Opponent	Score		
												181	H	Sam Houston St.	99	57	
												214	H	Houston Baptist	59	51	
												220	A	San Diego	64	60	
												225	H	Prairie View	82	48	
												290	H	Ark.-Pine Bluff	81	55	
												297	H	Ole Miss	84	48	
												325	N	Purdue Fort Wayne	82	48	
												344	H	Northwestern St.	79	49	
												348	H	Florida A&M	98	60	
LAST 10 Division I																	
				290	H	Ark.-Pine Bluff	81	55				297	H	Ole Miss	84	48	
				225	H	Prairie View	82	48				220	A	San Diego	64	60	
				214	H	Houston Baptist	59	51				325	N	Purdue Fort Wayne	82	48	
				181	H	Sam Houston St.	99	57				344	H	Northwestern St.	79	49	
												348	H	Florida A&M	98	60	

Non-Div I Games:

Texas Tech

■ Loss, ■ Non-Conf, S Site, H Home A Away N Neutral

Average RPI Win:	202	WON-LOST	WINNING	LAST 10	STRENGTH OF	OPP. STRENGTH	TEAM	ADJ.	CONF.	ADJ CONF.
Average RPI Loss:	107	RECORD	PCT. RANK	GAMES	SCHEDULE	OF SCHEDULE	RPI	RPI	RPI	RPI
DIV. I ONLY	4- 6	211	4-6	193	127	200	200	10	10	
DIV. I NON-CONF.	4- 6	211	4-6	194	128	199	199	10	10	
TOTALS	RPI 1-25	RPI 26-50	W-L RECORDS	RPI 51-100	RPI 101-150	RPI 150+				
4- 6	0- 0	0- 1	OVERALL	1- 1	1- 4	2- 0				
1- 3	0- 0	0- 0	HOME	0- 0	1- 3	0- 0				
2- 2	0- 0	0- 0	AWAY	0- 1	0- 1	2- 0				
1- 1	0- 0	0- 1	NEUTRAL	1- 0	0- 0	0- 0				
4- 6	0- 0	0- 1	NON-CONFERENCE	1- 1	1- 4	2- 0				
1- 3	0- 0	0- 0	HOME	0- 0	1- 3	0- 0				
2- 2	0- 0	0- 0	AWAY	0- 1	0- 1	2- 0				
1- 1	0- 0	0- 1	NEUTRAL	1- 0	0- 0	0- 0				
0- 0	0- 0	0- 0	CONFERENCE	0- 0	0- 0	0- 0				
0- 0	0- 0	0- 0	HOME	0- 0	0- 0	0- 0				
0- 0	0- 0	0- 0	AWAY	0- 0	0- 0	0- 0				
0- 0	0- 0	0- 0	NEUTRAL	0- 0	0- 0	0- 0				

RPI S	Opponent	Score	RPI S	Opponent	Score	RPI S	Opponent	Score	RPI S	Opponent	Score	Team's RPI: 200
50 N	Troy	64 71	71 A	Notre Dame	51 54	72 N	Pacific	66 65	101 A	Duquesne	74 79	
									102 H	Belmont	53 48	
									136 H	Valparaiso	54 61	
									137 H	Dayton	42 60	
									148 H	Memphis	76 83	
									312 A	Georgia St.	74 48	
									323 A	Detroit Mercy	82 64	
LAST 10 Division I												
72 N	Pacific	66 65	102 H	Belmont	53 48							
50 N	Troy	64 71	136 H	Valparaiso	54 61							
323 A	Detroit Mercy	82 64	148 H	Memphis	76 83							
101 A	Duquesne	74 79	71 A	Notre Dame	51 54							
312 A	Georgia St.	74 48	137 H	Dayton	42 60							

Non-Div I Games:

Toledo

Average RPI Win: 229	WON-LOST	WINNING	LAST 10	STRENGTH OF	OPP. STRENGTH	TEAM	ADJ.	CONF.	ADJ CONF.
Average RPI Loss: 143	RECORD	PCT. RANK	GAMES	SCHEDULE	OF SCHEDULE	RPI	RPI	RPI	RPI
DIV. I ONLY	3- 6	235	3-6	217	103	264	264	18	18
DIV. I NON-CONF.	3- 6	234	3-6	219	103	266	266	18	18
TOTALS	RPI 1-25	RPI 26-50	W-L RECORDS	RPI 51-100	RPI 101-150	RPI 150+			
3- 6	0- 1	0- 1	OVERALL	0- 1	0- 0	3- 3			
2- 2	0- 0	0- 0	HOME	0- 1	0- 0	2- 1			
0- 3	0- 0	0- 1	AWAY	0- 0	0- 0	0- 2			
1- 1	0- 1	0- 0	NEUTRAL	0- 0	0- 0	1- 0			
3- 6	0- 1	0- 1	NON-CONFERENCE	0- 1	0- 0	3- 3			
2- 2	0- 0	0- 0	HOME	0- 1	0- 0	2- 1			
0- 3	0- 0	0- 1	AWAY	0- 0	0- 0	0- 2			
1- 1	0- 1	0- 0	NEUTRAL	0- 0	0- 0	1- 0			
0- 0	0- 0	0- 0	CONFERENCE	0- 0	0- 0	0- 0			
0- 0	0- 0	0- 0	HOME	0- 0	0- 0	0- 0			
0- 0	0- 0	0- 0	AWAY	0- 0	0- 0	0- 0			
0- 0	0- 0	0- 0	NEUTRAL	0- 0	0- 0	0- 0			

RPI 1-25				RPI 26-50				RPI 51-100				RPI 101+				Team's RPI: 264	
RPI	S	Opponent	Score	RPI	S	Opponent	Score	RPI	S	Opponent	Score	RPI	S	Opponent	Score		
19	N	Iowa	72 100	41	A	Rutgers	53 67	62	H	Temple	59 74	204	N	Iona	75 58		
												219	H	Penn St.	67 73		
												220	A	San Diego	67 81		
												237	H	American	63 60		
												246	H	Mt. St. Mary's	73 57		
												296	A	San Diego St.	72 80		
LAST 10 Division I																	
				41	A	Rutgers	53 67	237	H	American	63 60						
				62	H	Temple	59 74	246	H	Mt. St. Mary's	73 57						
				204	N	Iona	75 58	220	A	San Diego	67 81						
				19	N	Iowa	72 100	296	A	San Diego St.	72 80						
								219	H	Penn St.	67 73						

Non-Div I Games:

Towson

Average RPI Win:	200	WON-LOST	WINNING	LAST 10	STRENGTH OF	OPP. STRENGTH	TEAM	ADJ.	CONF.	ADJ CONF.
Average RPI Loss:	19	RECORD	PCT. RANK	GAMES	SCHEDULE	OF SCHEDULE	RPI	RPI	RPI	RPI
DIV. I ONLY	7- 2	56	7-2	218	35	50	50	22	22	
DIV. I NON-CONF.	7- 2	55	7-2	220	35	51	51	22	22	
TOTALS	RPI 1-25	RPI 26-50	W-L RECORDS	RPI 51-100	RPI 101-150	RPI 150+				
7- 2	0- 2	0- 0	OVERALL	1- 0	1- 0	5- 0				
2- 0	0- 0	0- 0	HOME	0- 0	0- 0	2- 0				
3- 2	0- 2	0- 0	AWAY	0- 0	1- 0	2- 0				
2- 0	0- 0	0- 0	NEUTRAL	1- 0	0- 0	1- 0				
7- 2	0- 2	0- 0	NON-CONFERENCE	1- 0	1- 0	5- 0				
2- 0	0- 0	0- 0	HOME	0- 0	0- 0	2- 0				
3- 2	0- 2	0- 0	AWAY	0- 0	1- 0	2- 0				
2- 0	0- 0	0- 0	NEUTRAL	1- 0	0- 0	1- 0				
0- 0	0- 0	0- 0	CONFERENCE	0- 0	0- 0	0- 0				
0- 0	0- 0	0- 0	HOME	0- 0	0- 0	0- 0				
0- 0	0- 0	0- 0	AWAY	0- 0	0- 0	0- 0				
0- 0	0- 0	0- 0	NEUTRAL	0- 0	0- 0	0- 0				

RPI 1-25				RPI 26-50		Team's RPI: 50		RPI 51-100				RPI 101+			
RPI	S	Opponent	Score	RPI	S	Opponent	Score	RPI	S	Opponent	Score	RPI	S	Opponent	Score
13	A	Mississippi St.	82 122					70	N	Kent St.	71 64	140	A	Bethune-Cookman	68 62
24	A	Duke	85 99									158	A	Samford	74 65
												200	N	Toledo	71 64
												242	A	Chattanooga	90 51
												248	H	ETSU	79 61
												341	H	Jacksonville St.	94 64
LAST 10 Division I															
				70	N	Kent St.	71 64	24	A	Duke	85 99				
				200	N	Toledo	71 64	13	A	Mississippi St.	82 122				
				242	A	Chattanooga	90 51	341	H	Jacksonville St.	94 64				
				248	H	ETSU	79 61	158	A	Samford	74 65				
				140	A	Bethune-Cookman	68 62								

Non-Div I Games: AUM 72 42 Fort Valley St. 101 52

Troy

Average RPI Win:	214	WON-LOST	WINNING	LAST 10	STRENGTH OF	OPP. STRENGTH	TEAM	ADJ.	CONF.	ADJ CONF.
Average RPI Loss:	90	RECORD	PCT. RANK	GAMES	SCHEDULE	OF SCHEDULE	RPI	RPI	RPI	RPI
DIV. I ONLY	4- 7	227	3-7	81	124	188	188	8	8	
DIV. I NON-CONF.	4- 7	227	3-7	83	125	188	188	8	8	
TOTALS	RPI 1-25	RPI 26-50	W-L RECORDS	RPI 51-100	RPI 101-150	RPI 150+				
4- 7	0- 0	0- 3	OVERALL	1- 3	0- 0	3- 1				
2- 5	0- 0	0- 2	HOME	0- 2	0- 0	2- 1				
2- 0	0- 0	0- 0	AWAY	1- 0	0- 0	1- 0				
0- 2	0- 0	0- 1	NEUTRAL	0- 1	0- 0	0- 0				
4- 7	0- 0	0- 3	NON-CONFERENCE	1- 3	0- 0	3- 1				
2- 5	0- 0	0- 2	HOME	0- 2	0- 0	2- 1				
2- 0	0- 0	0- 0	AWAY	1- 0	0- 0	1- 0				
0- 2	0- 0	0- 1	NEUTRAL	0- 1	0- 0	0- 0				
0- 0	0- 0	0- 0	CONFERENCE	0- 0	0- 0	0- 0				
0- 0	0- 0	0- 0	HOME	0- 0	0- 0	0- 0				
0- 0	0- 0	0- 0	AWAY	0- 0	0- 0	0- 0				
0- 0	0- 0	0- 0	NEUTRAL	0- 0	0- 0	0- 0				

RPI S	Opponent	Score	RPI S	Opponent	Score	RPI S	Opponent	Score	RPI S	Opponent	Score	Team's RPI: 188
26	H LSU	54 59	77	H Alabama	56 66	213	A Southern Miss.	62 58				
39	N Charlotte	56 60	80	H Middle Tenn.	62 64	259	H Jackson St.	82 46				
46	H Texas Southern	62 72	88	N Boston College	76 89	276	H South Alabama	53 62				
			90	A Washington	64 62	294	H Central Ark.	65 38				
LAST 10 Division I												
276	H South Alabama	53 62	46	H Texas Southern	62 72							
213	A Southern Miss.	62 58	294	H Central Ark.	65 38							
39	N Charlotte	56 60	26	H LSU	54 59							
88	N Boston College	76 89	80	H Middle Tenn.	62 64							
77	H Alabama	56 66	90	A Washington	64 62							

Non-Div I Games:

Tulane

Average RPI Win:	246	WON-LOST	WINNING	LAST 10	STRENGTH OF	OPP. STRENGTH	TEAM	ADJ.	CONF.	ADJ CONF.
Average RPI Loss:	107	RECORD	PCT. RANK	GAMES	SCHEDULE	OF SCHEDULE	RPI	RPI	RPI	RPI
DIV. I ONLY	3- 8	262	3-7	148	155	272	272	8	8	
DIV. I NON-CONF.	3- 8	263	3-7	149	156	274	274	8	8	
TOTALS	RPI 1-25	RPI 26-50	W-L RECORDS	RPI 51-100	RPI 101-150	RPI 150+				
3- 8	0- 0	0- 3	OVERALL	0- 2	0- 1	3- 2				
3- 2	0- 0	0- 0	HOME	0- 1	0- 1	3- 0				
0- 4	0- 0	0- 1	AWAY	0- 1	0- 0	0- 2				
0- 2	0- 0	0- 2	NEUTRAL	0- 0	0- 0	0- 0				
3- 8	0- 0	0- 3	NON-CONFERENCE	0- 2	0- 1	3- 2				
3- 2	0- 0	0- 0	HOME	0- 1	0- 1	3- 0				
0- 4	0- 0	0- 1	AWAY	0- 1	0- 0	0- 2				
0- 2	0- 0	0- 2	NEUTRAL	0- 0	0- 0	0- 0				
0- 0	0- 0	0- 0	CONFERENCE	0- 0	0- 0	0- 0				
0- 0	0- 0	0- 0	HOME	0- 0	0- 0	0- 0				
0- 0	0- 0	0- 0	AWAY	0- 0	0- 0	0- 0				
0- 0	0- 0	0- 0	NEUTRAL	0- 0	0- 0	0- 0				

RPI 1-25				RPI 26-50				RPI 51-100				RPI 101+				Team's RPI: 272	
RPI	S	Opponent	Score	RPI	S	Opponent	Score	RPI	S	Opponent	Score	RPI	S	Opponent	Score		
				33	N	Western Ky.	63 76	53	A	Abilene Christian	63 73	149	H	SFA	63 67		
				34	A	Arkansas	41 91	56	H	Oklahoma St.	48 78	215	H	Oral Roberts	67 65		
				49	N	Marquette	60 61					233	A	Stetson	60 66		
												245	A	Little Rock	51 63		
												253	H	Arkansas St.	79 77		
												269	H	LMU (CA)	75 56		
LAST 10 Division I																	
				34	A	Arkansas	41 91	233	A	Stetson	60 66						
				245	A	Little Rock	51 63	269	H	LMU (CA)	75 56						
				53	A	Abilene Christian	63 73	215	H	Oral Roberts	67 65						
				49	N	Marquette	60 61	56	H	Oklahoma St.	48 78						
				33	N	Western Ky.	63 76	253	H	Arkansas St.	79 77						

Non-Div I Games:

Tulsa

■ Loss,
 ■ Non-Conf,
 ■ S Site,
 ■ H Home
 ■ A Away
 N Neutral

Average RPI Win:	234	WON-LOST	WINNING	LAST 10	STRENGTH OF	OPP. STRENGTH	TEAM	ADJ.	CONF.	ADJ CONF.
Average RPI Loss:	72	RECORD	PCT. RANK	GAMES	SCHEDULE	OF SCHEDULE	RPI	RPI	RPI	RPI
DIV. I ONLY	5- 4	143	5-4	197	93	163	163	14	14	
DIV. I NON-CONF.	5- 4	141	5-4	198	91	164	164	14	14	
TOTALS	RPI 1-25	RPI 26-50	W-L RECORDS	RPI 51-100	RPI 101-150	RPI 150+				
5- 4	0- 0	0- 2	OVERALL	0- 1	1- 1	4- 0				
4- 1	0- 0	0- 0	HOME	0- 1	1- 0	3- 0				
1- 2	0- 0	0- 1	AWAY	0- 0	0- 1	1- 0				
0- 1	0- 0	0- 1	NEUTRAL	0- 0	0- 0	0- 0				
5- 4	0- 0	0- 2	NON-CONFERENCE	0- 1	1- 1	4- 0				
4- 1	0- 0	0- 0	HOME	0- 1	1- 0	3- 0				
1- 2	0- 0	0- 1	AWAY	0- 0	0- 1	1- 0				
0- 1	0- 0	0- 1	NEUTRAL	0- 0	0- 0	0- 0				
0- 0	0- 0	0- 0	CONFERENCE	0- 0	0- 0	0- 0				
0- 0	0- 0	0- 0	HOME	0- 0	0- 0	0- 0				
0- 0	0- 0	0- 0	AWAY	0- 0	0- 0	0- 0				
0- 0	0- 0	0- 0	NEUTRAL	0- 0	0- 0	0- 0				

RPI	S	Opponent	Score	RPI	S	Opponent	Score	RPI	S	Opponent	Score	RPI	S	Opponent	Score	Team's RPI: 163
32	N	Colorado	69 77	74	H	Boise St.	81 83	105	H	Auburn	80 75	148	A	Memphis	52 77	
35	A	Oklahoma	75 82					158	H	Samford	76 69	276	H	South Alabama	77 61	
								310	H	McNeese	97 70	322	A	Alcorn	86 65	
LAST 10 Division I																
322	A	Alcorn	86 65	32	N	Colorado	69 77									
148	A	Memphis	52 77	74	H	Boise St.	81 83									
158	H	Samford	76 69	35	A	Oklahoma	75 82									
310	H	McNeese	97 70	276	H	South Alabama	77 61									
105	H	Auburn	80 75													

Non-Div I Games: Ala.-Huntsville 74 57

UAB

Average RPI Win:	229	WON-LOST	WINNING	LAST 10	STRENGTH OF	OPP. STRENGTH	TEAM	ADJ.	CONF.	ADJ CONF.
Average RPI Loss:	159	RECORD	PCT. RANK	GAMES	SCHEDULE	OF SCHEDULE	RPI	RPI	RPI	RPI
DIV. I ONLY	4- 7	227	4-6	255	226	278	278	25	25	
DIV. I NON-CONF.	4- 7	227	4-6	257	228	281	281	25	25	
TOTALS	RPI 1-25	RPI 26-50	W-L RECORDS	RPI 51-100	RPI 101-150	RPI 150+				
4- 7	0- 0	0- 1	OVERALL	0- 0	1- 2	3- 4				
3- 2	0- 0	0- 0	HOME	0- 0	1- 2	2- 0				
1- 5	0- 0	0- 1	AWAY	0- 0	0- 0	1- 4				
0- 0	0- 0	0- 0	NEUTRAL	0- 0	0- 0	0- 0				
4- 7	0- 0	0- 1	NON-CONFERENCE	0- 0	1- 2	3- 4				
3- 2	0- 0	0- 0	HOME	0- 0	1- 2	2- 0				
1- 5	0- 0	0- 1	AWAY	0- 0	0- 0	1- 4				
0- 0	0- 0	0- 0	NEUTRAL	0- 0	0- 0	0- 0				
0- 0	0- 0	0- 0	CONFERENCE	0- 0	0- 0	0- 0				
0- 0	0- 0	0- 0	HOME	0- 0	0- 0	0- 0				
0- 0	0- 0	0- 0	AWAY	0- 0	0- 0	0- 0				
0- 0	0- 0	0- 0	NEUTRAL	0- 0	0- 0	0- 0				

RPI 1-25			RPI 26-50			RPI 51-100			RPI 101+			Team's RPI: 278
RPI	S	Opponent	Score	RPI	S	Opponent	Score	RPI	S	Opponent	Score	
				45	A	Minnesota	67 76					
								126	H	San Francisco	79 67	
								128	H	Santa Clara	61 62	
								144	H	Portland St.	70 76	
								156	A	Montana St.	65 77	
								165	A	Fresno St.	65 73	
								179	A	Saint Mary's (CA)	74 83	
								212	A	Northern Ariz.	71 61	
								232	H	Boston U.	75 68	
								295	A	Pepperdine	67 70	
								346	H	Sacramento St.	77 75	
LAST 10 Division I												
				212	A	Northern Ariz.	71 61					
				232	H	Boston U.	75 68					
				144	H	Portland St.	70 76					
				346	H	Sacramento St.	77 75					
				126	H	San Francisco	79 67					
				295	A	Pepperdine	67 70					
				45	A	Minnesota	67 76					
				179	A	Saint Mary's (CA)	74 83					
				128	H	Santa Clara	61 62					
				165	A	Fresno St.	65 73					

Non-Div I Games:

UC Davis

■ Loss,
 ■ Non-Conf,
 ■ S Site,
 ■ H Home
 ■ A Away
 N Neutral

Average RPI Win:	211	WON-LOST	WINNING	LAST 10	STRENGTH OF	OPP. STRENGTH	TEAM	ADJ.	CONF.	ADJ CONF.
Average RPI Loss:	138	RECORD	PCT. RANK	GAMES	SCHEDULE	OF SCHEDULE	RPI	RPI	RPI	RPI
DIV. I ONLY	3- 8	262	2-8	33	304	194	194	25	25	
DIV. I NON-CONF.	3- 8	263	2-8	33	302	193	193	25	25	
TOTALS	RPI 1-25	RPI 26-50	W-L RECORDS	RPI 51-100	RPI 101-150	RPI 150+				
3- 8	0- 1	0- 0	OVERALL	0- 2	1- 2	2- 3				
2- 1	0- 0	0- 0	HOME	0- 0	0- 1	2- 0				
0- 4	0- 1	0- 0	AWAY	0- 1	0- 0	0- 2				
1- 3	0- 0	0- 0	NEUTRAL	0- 1	1- 1	0- 1				
3- 8	0- 1	0- 0	NON-CONFERENCE	0- 2	1- 2	2- 3				
2- 1	0- 0	0- 0	HOME	0- 0	0- 1	2- 0				
0- 4	0- 1	0- 0	AWAY	0- 1	0- 0	0- 2				
1- 3	0- 0	0- 0	NEUTRAL	0- 1	1- 1	0- 1				
0- 0	0- 0	0- 0	CONFERENCE	0- 0	0- 0	0- 0				
0- 0	0- 0	0- 0	HOME	0- 0	0- 0	0- 0				
0- 0	0- 0	0- 0	AWAY	0- 0	0- 0	0- 0				
0- 0	0- 0	0- 0	NEUTRAL	0- 0	0- 0	0- 0				

RPI 1-25				RPI 26-50				RPI 51-100				RPI 101+ Team's RPI: 194			
RPI	S	Opponent	Score	RPI	S	Opponent	Score	RPI	S	Opponent	Score	RPI	S	Opponent	Score
5	A	Oregon St.	57 86					87	A	Washington St.	59 87	115	N	Davidson	72 78
								93	N	Vanderbilt	63 76	144	H	Portland St.	61 70
												144	N	Portland St.	83 75
												176	A	Southern Utah	68 82
												221	H	San Jose St.	79 77
												224	N	North Ala.	60 88
												258	A	Denver	75 83
												269	H	LMU (CA)	80 65
LAST 10 Division I															
176	A	Southern Utah	68 82	93	N	Vanderbilt	63 76								
144	H	Portland St.	61 70	87	A	Washington St.	59 87								
224	N	North Ala.	60 88	144	N	Portland St.	83 75								
258	A	Denver	75 83	115	N	Davidson	72 78								
269	H	LMU (CA)	80 65	5	A	Oregon St.	57 86								

Non-Div I Games:

UC Irvine

UC Riverside

Through Games Of Dec. 20, 2019

Average RPI Win:	303	WON-LOST	WINNING	LAST 10	STRENGTH OF	OPP. STRENGTH	TEAM	ADJ.	CONF.	ADJ CONF.
Average RPI Loss:	150	RECORD	PCT. RANK	GAMES	SCHEDULE	OF SCHEDULE	RPI	RPI	RPI	RPI
DIV. I ONLY	3- 9	274	2-8	129	301	252	252	25	25	
DIV. I NON-CONF.	3- 9	274	2-8	126	300	252	252	25	25	
TOTALS	RPI 1-25	RPI 26-50	W-L RECORDS	RPI 51-100	RPI 101-150	RPI 150+				
3- 9	0- 1	0- 0	OVERALL	0- 2	0- 1	3- 5				
2- 2	0- 0	0- 0	HOME	0- 0	0- 1	2- 1				
1- 7	0- 1	0- 0	AWAY	0- 2	0- 0	1- 4				
0- 0	0- 0	0- 0	NEUTRAL	0- 0	0- 0	0- 0				
3- 9	0- 1	0- 0	NON-CONFERENCE	0- 2	0- 1	3- 5				
2- 2	0- 0	0- 0	HOME	0- 0	0- 1	2- 1				
1- 7	0- 1	0- 0	AWAY	0- 2	0- 0	1- 4				
0- 0	0- 0	0- 0	NEUTRAL	0- 0	0- 0	0- 0				
0- 0	0- 0	0- 0	CONFERENCE	0- 0	0- 0	0- 0				
0- 0	0- 0	0- 0	HOME	0- 0	0- 0	0- 0				
0- 0	0- 0	0- 0	AWAY	0- 0	0- 0	0- 0				
0- 0	0- 0	0- 0	NEUTRAL	0- 0	0- 0	0- 0				

RPI 1-25				RPI 26-50				RPI 51-100				RPI 101+ Team's RPI: 252			
RPI	S	Opponent	Score	RPI	S	Opponent	Score	RPI	S	Opponent	Score	RPI	S	Opponent	Score
21	A	Oregon	41 84					51	A	California	61 84	104	H	Southern California	59 76
								61	A	Arizona	27 70	164	A	New Mexico	70 80
												176	A	Southern Utah	68 79
												216	A	UTEP	50 63
												241	H	California Baptist	80 64
												265	H	Weber St.	54 64
												289	A	Colorado St.	40 52
												321	A	New Mexico St.	60 58
												347	H	Utah Valley	67 53
LAST 10 Division I															
241	H	California Baptist	80 64	176	A	Southern Utah	68 79	21	A	Oregon	41 84	104	H	Southern California	59 76
289	A	Colorado St.	40 52	51	A	California	61 84	216	A	UTEP	50 63				
61	A	Arizona	27 70												
265	H	Weber St.	54 64												
347	H	Utah Valley	67 53												

Non-Div I Games:

UC Riverside

■ Loss,
 ■ Non-Conf,
 ■ S Site,
 ■ H Home
 ■ A Away
 N Neutral

Average RPI Win:	273	WON-LOST	WINNING	LAST 10	STRENGTH OF	OPP. STRENGTH	TEAM	ADJ.	CONF.	ADJ CONF.
Average RPI Loss:	175	RECORD	PCT. RANK	GAMES	SCHEDULE	OF SCHEDULE	RPI	RPI	RPI	RPI
DIV. I ONLY	4- 7	227	3-7	282	272	303	303	25	25	
DIV. I NON-CONF.	4- 7	227	3-7	284	274	302	302	25	25	
TOTALS	RPI 1-25	RPI 26-50	W-L RECORDS	RPI 51-100	RPI 101-150	RPI 150+				
4- 7	0- 0	0- 0	OVERALL	0- 2	1- 1	3- 4				
3- 2	0- 0	0- 0	HOME	0- 1	1- 0	2- 1				
0- 4	0- 0	0- 0	AWAY	0- 1	0- 0	0- 3				
1- 1	0- 0	0- 0	NEUTRAL	0- 0	0- 1	1- 0				
4- 7	0- 0	0- 0	NON-CONFERENCE	0- 2	1- 1	3- 4				
3- 2	0- 0	0- 0	HOME	0- 1	1- 0	2- 1				
0- 4	0- 0	0- 0	AWAY	0- 1	0- 0	0- 3				
1- 1	0- 0	0- 0	NEUTRAL	0- 0	0- 1	1- 0				
0- 0	0- 0	0- 0	CONFERENCE	0- 0	0- 0	0- 0				
0- 0	0- 0	0- 0	HOME	0- 0	0- 0	0- 0				
0- 0	0- 0	0- 0	AWAY	0- 0	0- 0	0- 0				
0- 0	0- 0	0- 0	NEUTRAL	0- 0	0- 0	0- 0				

RPI 1-25			RPI 26-50			RPI 51-100			RPI 101+			Team's RPI: 303
RPI	S	Opponent	Score	RPI	S	Opponent	Score	RPI	S	Opponent	Score	
						72 H Pacific	53 63	104 H Southern California		57 46		
						89 A CSU Bakersfield	62 66	149 N SFA		56 67		
								179 A Saint Mary's (CA)		43 64		
								221 H San Jose St.		70 73		
								241 A California Baptist		81 85		
								271 A Grand Canyon		57 58		
								296 H San Diego St.		64 52		
								343 N Chicago St.		96 65		
								347 H Utah Valley		59 51		
LAST 10 Division I												
						72 H Pacific	53 63	271 A Grand Canyon		57 58		
						343 N Chicago St.	96 65	89 A CSU Bakersfield		62 66		
						149 N SFA	56 67	104 H Southern California		57 46		
						296 H San Diego St.	64 52	221 H San Jose St.		70 73		
						241 A California Baptist	81 85	179 A Saint Mary's (CA)		43 64		

Non-Div I Games:

UC Santa Barbara

■ Loss,
 ■ Non-Conf,
 ■ S Site,
 ■ H Home
 ■ A Away
 N Neutral

Average RPI Win:	215	WON-LOST	WINNING	LAST 10	STRENGTH OF	OPP. STRENGTH	TEAM	ADJ.	CONF.	ADJ CONF.
Average RPI Loss:	51	RECORD	PCT. RANK	GAMES	SCHEDULE	OF SCHEDULE	RPI	RPI	RPI	RPI
DIV. I ONLY	6- 4	123	6-4	93	101	100	100	8	8	
DIV. I NON-CONF.	6- 4	123	6-4	93	101	100	100	8	8	
TOTALS	RPI 1-25	RPI 26-50	W-L RECORDS	RPI 51-100	RPI 101-150	RPI 150+				
6- 4	0- 1	0- 2	OVERALL	0- 0	1- 1	5- 0				
5- 0	0- 0	0- 0	HOME	0- 0	0- 0	5- 0				
1- 2	0- 0	0- 1	AWAY	0- 0	1- 1	0- 0				
0- 2	0- 1	0- 1	NEUTRAL	0- 0	0- 0	0- 0				
6- 4	0- 1	0- 2	NON-CONFERENCE	0- 0	1- 1	5- 0				
5- 0	0- 0	0- 0	HOME	0- 0	0- 0	5- 0				
1- 2	0- 0	0- 1	AWAY	0- 0	1- 1	0- 0				
0- 2	0- 1	0- 1	NEUTRAL	0- 0	0- 0	0- 0				
0- 0	0- 0	0- 0	CONFERENCE	0- 0	0- 0	0- 0				
0- 0	0- 0	0- 0	HOME	0- 0	0- 0	0- 0				
0- 0	0- 0	0- 0	AWAY	0- 0	0- 0	0- 0				
0- 0	0- 0	0- 0	NEUTRAL	0- 0	0- 0	0- 0				

RPI 1-25				RPI 26-50				RPI 51-100				Team's RPI: 100		RPI 101+			
RPI	S	Opponent	Score	RPI	S	Opponent	Score	RPI	S	Opponent	Score			RPI	S	Opponent	Score
16	N	UCLA	56 61	42	N	James Madison	43 46							102	A	Belmont	37 72
				44	A	FGCU	50 72							149	A	SFA	63 57
														179	H	Saint Mary's (CA)	67 58
														203	H	Delaware	75 49
														218	H	Quinnipiac	80 58
														233	H	Stetson	66 40
														305	H	Pittsburgh	74 58
LAST 10 Division I																	
		42	N	James Madison	43	46	179	H	Saint Mary's (CA)	67	58						
		16	N	UCLA	56	61	218	H	Quinnipiac	80	58						
		233	H	Stetson	66	40	44	A	FGCU	50	72						
		203	H	Delaware	75	49	102	A	Belmont	37	72						
		149	A	SFA	63	57	305	H	Pittsburgh	74	58						

Non-Div I Games:

UCF

Average RPI Win:	147	WON-LOST	WINNING	LAST 10	STRENGTH OF	OPP. STRENGTH	TEAM	ADJ.	CONF.	ADJ CONF.
Average RPI Loss:	0	RECORD	PCT. RANK	GAMES	SCHEDULE	OF SCHEDULE	RPI	RPI	RPI	RPI
DIV. I ONLY	10- 0	1	10-0	157	29	16	16	1	1	
DIV. I NON-CONF.	10- 0	1	10-0	159	29	16	16	1	1	
TOTALS	RPI 1-25	RPI 26-50	W-L RECORDS	RPI 51-100	RPI 101-150	RPI 150+				
10- 0	1- 0	0- 0	OVERALL	4- 0	1- 0	4- 0				
6- 0	0- 0	0- 0	HOME	2- 0	1- 0	3- 0				
3- 0	1- 0	0- 0	AWAY	1- 0	0- 0	1- 0				
1- 0	0- 0	0- 0	NEUTRAL	1- 0	0- 0	0- 0				
10- 0	1- 0	0- 0	NON-CONFERENCE	4- 0	1- 0	4- 0				
6- 0	0- 0	0- 0	HOME	2- 0	1- 0	3- 0				
3- 0	1- 0	0- 0	AWAY	1- 0	0- 0	1- 0				
1- 0	0- 0	0- 0	NEUTRAL	1- 0	0- 0	0- 0				
0- 0	0- 0	0- 0	CONFERENCE	0- 0	0- 0	0- 0				
0- 0	0- 0	0- 0	HOME	0- 0	0- 0	0- 0				
0- 0	0- 0	0- 0	AWAY	0- 0	0- 0	0- 0				
0- 0	0- 0	0- 0	NEUTRAL	0- 0	0- 0	0- 0				

RPI	S	Opponent	Score	RPI	S	Opponent	Score	RPI	S	Opponent	Score	RPI	S	Opponent	Score
22	A	Virginia	73 62					52	A	Georgia	59 50	142	H	Northern Colo.	92 58
								65	H	Yale	100 65	234	A	CSUN	58 44
								72	H	Pacific	68 57	244	H	Long Beach St.	86 51
								100	N	UCF	61 56	265	H	Weber St.	85 45
												269	H	LMU (CA)	74 52
LAST 10 Division I															
234	A	CSUN	58 44	52	A	Georgia	59 50								
22	A	Virginia	73 62	72	H	Pacific	68 57								
100	N	UCF	61 56	244	H	Long Beach St.	86 51								
65	H	Yale	100 65	269	H	LMU (CA)	74 52								
142	H	Northern Colo.	92 58	265	H	Weber St.	85 45								

Non-Div I Games:

UCLA

Through Games of Dec. 10, 1919

Average RPI Win:	59	WON-LOST	WINNING	LAST 10	STRENGTH OF	OPP. STRENGTH	TEAM	ADJ.	CONF.	ADJ CONF.
Average RPI Loss:	0	RECORD	PCT. RANK	GAMES	SCHEDULE	OF SCHEDULE	RPI	RPI	RPI	RPI
DIV. I ONLY	9- 0	1	9-0	9	1	1	1	8	8	
DIV. I NON-CONF.	8- 0	1	8-0	8	1	1	1	8	8	
TOTALS	RPI 1-25	RPI 26-50	W-L RECORDS	RPI 51-100	RPI 101-150	RPI 150+				
9- 0	3- 0	0- 0	OVERALL	5- 0	1- 0	0- 0				
3- 0	1- 0	0- 0	HOME	2- 0	0- 0	0- 0				
6- 0	2- 0	0- 0	AWAY	3- 0	1- 0	0- 0				
0- 0	0- 0	0- 0	NEUTRAL	0- 0	0- 0	0- 0				
8- 0	3- 0	0- 0	NON-CONFERENCE	4- 0	1- 0	0- 0				
3- 0	1- 0	0- 0	HOME	2- 0	0- 0	0- 0				
5- 0	2- 0	0- 0	AWAY	2- 0	1- 0	0- 0				
0- 0	0- 0	0- 0	NEUTRAL	0- 0	0- 0	0- 0				
1- 0	0- 0	0- 0	CONFERENCE	1- 0	0- 0	0- 0				
0- 0	0- 0	0- 0	HOME	0- 0	0- 0	0- 0				
1- 0	0- 0	0- 0	AWAY	1- 0	0- 0	0- 0				
0- 0	0- 0	0- 0	NEUTRAL	0- 0	0- 0	0- 0				

RPI	S	Opponent	Score	RPI	S	Opponent	Score	RPI	S	Opponent	Score
9	A	DePaul	84 74					51	H	California	72 61
20	A	Ohio St.	73 62					62	A	Temple	83 54
22	H	Virginia	83 44					64	A	Seton Hall	92 78
								71	H	Notre Dame	81 57
								93	A	Vanderbilt	64 51
LAST 10 Division I											
64	A	Seton Hall	92 78	9	A	DePaul	84 74				
137	A	Dayton	75 37	71	H	Notre Dame	81 57				
20	A	Ohio St.	73 62	93	A	Vanderbilt	64 51				
22	H	Virginia	83 44	51	H	California	72 61				
62	A	Temple	83 54								

Non-Div I Games:

UConn

UIC

Average RPI Win: 343

Average RPI Loss: 187

WON-LOST

RECORD

WINNING

PCT. RANK

LAST 10

GAMES

STRENGTH OF

SCHEDULE

OPP. STRENGTH

OF SCHEDULE

TEAM

RPI

ADJ.

RPI

CONF.

RPI

ADJ CONF.

RPI

DIV. I ONLY

DIV. I NON-CONF.

1- 10

1- 10

333

333

1-9

1-9

237

239

309

307

324

323

324

323

16

16

16

16

TOTALS

RPI 1-25

RPI 26-50

W-L RECORDS

RPI 51-100

RPI 101-150

RPI 150+

1- 10

0- 1

0- 1

OVERALL

0- 0

0- 2

1- 6

0- 5

0- 1

0- 0

HOME

0- 0

0- 0

0- 4

1- 5

0- 0

0- 1

AWAY

0- 0

0- 2

1- 2

0- 0

0- 0

0- 0

NEUTRAL

0- 0

0- 0

0- 0

1- 10

0- 1

0- 1

NON-CONFERENCE

0- 0

0- 2

1- 6

0- 5

0- 1

0- 0

HOME

0- 0

0- 0

0- 4

1- 5

0- 0

0- 1

AWAY

0- 0

0- 2

1- 2

0- 0

0- 0

0- 0

NEUTRAL

0- 0

0- 0

0- 0

0- 0

0- 0

0- 0

CONFERENCE

0- 0

0- 0

0- 0

0- 0

0- 0

0- 0

HOME

0- 0

0- 0

0- 0

0- 0

0- 0

0- 0

AWAY

0- 0

0- 0

0- 0

0- 0

0- 0

0- 0

NEUTRAL

0- 0

0- 0

0- 0

RPI 1-25

RPI 26-50

RPI 51-100

RPI 101+ Team's RPI: 324

RPI S Opponent Score

15 H Florida St. 42 86

RPI S Opponent Score

43 A Kansas 50 91

RPI S Opponent Score

135 A Miami (OH) 35 85

136 A Valparaiso 37 63

190 H Eastern Mich. 59 68

231 A Kansas St. 40 84

247 H Eastern Ill. 45 80

270 H Indiana St. 40 61

274 H Western Mich. 52 80

325 A Purdue Fort Wayne 50 61

343 A Chicago St. 73 61

LAST 10 Division I

343 A Chicago St. 73 61

135 A Miami (OH) 35 85

15 H Florida St. 42 86

270 H Indiana St. 40 61

247 H Eastern Ill. 45 80

190 H Eastern Mich. 59 68

136 A Valparaiso 37 63

274 H Western Mich. 52 80

231 A Kansas St. 40 84

43 A Kansas 50 91

Non-Div I Games:

UIC

Average RPI Win:	296	WON-LOST	WINNING	LAST 10	STRENGTH OF	OPP. STRENGTH	TEAM	ADJ.	CONF.	ADJ CONF.
Average RPI Loss:	180	RECORD	PCT. RANK	GAMES	SCHEDULE	OF SCHEDULE	RPI	RPI	RPI	RPI
DIV. I ONLY	2- 7	285	2-7	286	238	327	327	28	28	
DIV. I NON-CONF.	2- 7	284	2-7	288	240	326	326	28	28	
TOTALS	RPI 1-25	RPI 26-50	W-L RECORDS	RPI 51-100	RPI 101-150	RPI 150+				
2- 7	0- 0	0- 0	OVERALL	0- 1	0- 1	2- 5				
2- 1	0- 0	0- 0	HOME	0- 0	0- 0	2- 1				
0- 4	0- 0	0- 0	AWAY	0- 1	0- 0	0- 3				
0- 2	0- 0	0- 0	NEUTRAL	0- 0	0- 1	0- 1				
2- 7	0- 0	0- 0	NON-CONFERENCE	0- 1	0- 1	2- 5				
2- 1	0- 0	0- 0	HOME	0- 0	0- 0	2- 1				
0- 4	0- 0	0- 0	AWAY	0- 1	0- 0	0- 3				
0- 2	0- 0	0- 0	NEUTRAL	0- 0	0- 1	0- 1				
0- 0	0- 0	0- 0	CONFERENCE	0- 0	0- 0	0- 0				
0- 0	0- 0	0- 0	HOME	0- 0	0- 0	0- 0				
0- 0	0- 0	0- 0	AWAY	0- 0	0- 0	0- 0				
0- 0	0- 0	0- 0	NEUTRAL	0- 0	0- 0	0- 0				

RPI 1-25				RPI 26-50				RPI 51-100				RPI 101+				Team's RPI: 327	
RPI	S	Opponent	Score	RPI	S	Opponent	Score	RPI	S	Opponent	Score	RPI	S	Opponent	Score		
								91	A	Syracuse	48	82	150	N	La Salle	58	74
												168	A	William & Mary	48	76	
												197	N	Kennesaw St.	44	59	
												198	H	Howard	61	72	
												208	A	Wagner	60	67	
												246	A	Mt. St. Mary's	61	71	
												261	H	Morgan St.	65	63	
												330	H	Coppin St.	71	48	
LAST 10 Division I																	
				150	N	La Salle	58	74		261	H	Morgan St.	65	63			
				168	A	William & Mary	48	76		91	A	Syracuse	48	82			
				246	A	Mt. St. Mary's	61	71		197	N	Kennesaw St.	44	59			
				208	A	Wagner	60	67		198	H	Howard	61	72			
				330	H	Coppin St.	71	48									

Non-Div I Games: Gettysburg 92 50

UMBC

■ Loss,
 ■ Non-Conf,
 ■ S Site,
 ■ H Home
 ■ A Away
 N Neutral

UMES		WON-LOST	WINNING	LAST 10	STRENGTH OF	OPP. STRENGTH	TEAM	ADJ.	CONF.	ADJ CONF.
Average RPI Win:	246	RECORD	PCT. RANK	GAMES	SCHEDULE	OF SCHEDULE	RPI	RPI	RPI	RPI
Average RPI Loss:	132									
DIV. I ONLY	1- 8	323	1-8	74	216	287	287	31	31	
DIV. I NON-CONF.	1- 8	322	1-8	73	218	289	289	31	31	
TOTALS	RPI 1-25	RPI 26-50	W-L RECORDS	RPI 51-100	RPI 101-150	RPI 150+				
1- 8	0- 1	0- 0	OVERALL	0- 3	0- 1	1- 3				
1- 2	0- 0	0- 0	HOME	0- 1	0- 0	1- 1				
0- 6	0- 1	0- 0	AWAY	0- 2	0- 1	0- 2				
0- 0	0- 0	0- 0	NEUTRAL	0- 0	0- 0	0- 0				
1- 8	0- 1	0- 0	NON-CONFERENCE	0- 3	0- 1	1- 3				
1- 2	0- 0	0- 0	HOME	0- 1	0- 0	1- 1				
0- 6	0- 1	0- 0	AWAY	0- 2	0- 1	0- 2				
0- 0	0- 0	0- 0	NEUTRAL	0- 0	0- 0	0- 0				
0- 0	0- 0	0- 0	CONFERENCE	0- 0	0- 0	0- 0				
0- 0	0- 0	0- 0	HOME	0- 0	0- 0	0- 0				
0- 0	0- 0	0- 0	AWAY	0- 0	0- 0	0- 0				
0- 0	0- 0	0- 0	NEUTRAL	0- 0	0- 0	0- 0				

RPI 1-25				RPI 26-50				RPI 51-100				RPI 101+ Team's RPI: 287			
RPI	S	Opponent	Score	RPI	S	Opponent	Score	RPI	S	Opponent	Score	RPI	S	Opponent	Score
25	A	Virginia Tech	43 86					57	A	Old Dominion	39 48	122	A	UNC Greensboro	48 86
								76	H	Richmond	52 64	168	A	William & Mary	50 78
								91	A	Syracuse	50 65	236	A	East Carolina	42 57
												246	H	Mt. St. Mary's	78 76
												280	H	Longwood	62 71
LAST 10 Division I															
236	A	East Carolina	42 57	280	H	Longwood	62 71								
25	A	Virginia Tech	43 86	246	H	Mt. St. Mary's	78 76								
122	A	UNC Greensboro	48 86	57	A	Old Dominion	39 48								
91	A	Syracuse	50 65	76	H	Richmond	52 64								
168	A	William & Mary	50 78												

Non-Div I Games: Greensboro 65 48 Wesley 75 29

UMES

■ Loss,
 ■ Non-Conf,
 ■ S Site,
 ■ H Home
 ■ A Away
 N Neutral

Average RPI Win:	196	WON-LOST	WINNING	LAST 10	STRENGTH OF	OPP. STRENGTH	TEAM	ADJ.	CONF.	ADJ CONF.
Average RPI Loss:	123	RECORD	PCT. RANK	GAMES	SCHEDULE	OF SCHEDULE	RPI	RPI	RPI	RPI
DIV. I ONLY	5- 6	187	4-6	163	81	192	192	32	32	
DIV. I NON-CONF.	5- 6	188	4-6	166	80	191	191	32	32	
TOTALS	RPI 1-25	RPI 26-50	W-L RECORDS	RPI 51-100	RPI 101-150	RPI 150+				
5- 6	0- 1	0- 0	OVERALL	0- 2	1- 1	4- 2				
4- 3	0- 0	0- 0	HOME	0- 1	1- 1	3- 1				
1- 3	0- 1	0- 0	AWAY	0- 1	0- 0	1- 1				
0- 0	0- 0	0- 0	NEUTRAL	0- 0	0- 0	0- 0				
5- 6	0- 1	0- 0	NON-CONFERENCE	0- 2	1- 1	4- 2				
4- 3	0- 0	0- 0	HOME	0- 1	1- 1	3- 1				
1- 3	0- 1	0- 0	AWAY	0- 1	0- 0	1- 1				
0- 0	0- 0	0- 0	NEUTRAL	0- 0	0- 0	0- 0				
0- 0	0- 0	0- 0	CONFERENCE	0- 0	0- 0	0- 0				
0- 0	0- 0	0- 0	HOME	0- 0	0- 0	0- 0				
0- 0	0- 0	0- 0	AWAY	0- 0	0- 0	0- 0				
0- 0	0- 0	0- 0	NEUTRAL	0- 0	0- 0	0- 0				

RPI 1-25				RPI 26-50				RPI 51-100				RPI 101+ Team's RPI: 192			
RPI	S	Opponent	Score	RPI	S	Opponent	Score	RPI	S	Opponent	Score	RPI	S	Opponent	Score
3	A	Missouri St.	58 83					59	H	Loyola Chicago	67 72	115	H	Davidson	64 74
								72	A	Pacific	60 89	144	H	Portland St.	87 69
												152	A	George Mason	64 58
												175	H	Missouri	59 56
												231	H	Kansas St.	67 74
												250	H	Eastern Wash.	66 55
												258	H	Denver	83 79
												260	A	Omaha	53 57
LAST 10 Division I															
152	A	George Mason	64 58	250	H	Eastern Wash.	66 55	231	H	Kansas St.	67 74				
59	H	Loyola Chicago	67 72	175	H	Missouri	59 56	260	A	Omaha	53 57				
115	H	Davidson	64 74	3	A	Missouri St.	58 83								
144	H	Portland St.	87 69												
72	A	Pacific	60 89												

Non-Div I Games: Rockhurst 78 60

UMKC

■ Loss,
 ■ Non-Conf, S Site,
 ■ Home
 ■ Away
 N Neutral

Average RPI Win:	329	WON-LOST	WINNING	LAST 10	STRENGTH OF	OPP. STRENGTH	TEAM	ADJ.	CONF.	ADJ CONF.
Average RPI Loss:	101	RECORD	PCT. RANK	GAMES	SCHEDULE	OF SCHEDULE	RPI	RPI	RPI	RPI
DIV. I ONLY	3- 8	262	3-7	144	239	240	240	28	28	
DIV. I NON-CONF.	3- 8	263	3-7	145	241	239	239	28	28	
TOTALS	RPI 1-25	RPI 26-50	W-L RECORDS	RPI 51-100	RPI 101-150	RPI 150+				
3- 8	0- 0	0- 1	OVERALL	0- 4	0- 1	3- 2				
1- 4	0- 0	0- 0	HOME	0- 1	0- 1	1- 2				
2- 4	0- 0	0- 1	AWAY	0- 3	0- 0	2- 0				
0- 0	0- 0	0- 0	NEUTRAL	0- 0	0- 0	0- 0				
3- 8	0- 0	0- 1	NON-CONFERENCE	0- 4	0- 1	3- 2				
1- 4	0- 0	0- 0	HOME	0- 1	0- 1	1- 2				
2- 4	0- 0	0- 1	AWAY	0- 3	0- 0	2- 0				
0- 0	0- 0	0- 0	NEUTRAL	0- 0	0- 0	0- 0				
0- 0	0- 0	0- 0	CONFERENCE	0- 0	0- 0	0- 0				
0- 0	0- 0	0- 0	HOME	0- 0	0- 0	0- 0				
0- 0	0- 0	0- 0	AWAY	0- 0	0- 0	0- 0				
0- 0	0- 0	0- 0	NEUTRAL	0- 0	0- 0	0- 0				

RPI 1-25				RPI 26-50				RPI 51-100				RPI 101+				Team's RPI: 240	
RPI	S	Opponent	Score	RPI	S	Opponent	Score	RPI	S	Opponent	Score	RPI	S	Opponent	Score		
				43	A	Kansas	44 79	58	A	Providence	38 63	143	H	Dartmouth	51 62		
								65	H	Yale	59 67	167	H	Cornell	56 70		
								66	A	Colgate	51 73	174	H	Massachusetts	58 74		
								88	A	Boston College	46 89	311	A	Bryant	55 35		
												337	H	LIU Brooklyn	65 56		
												338	A	Central Conn. St.	56 54		
LAST 10 Division I																	
				58	A	Providence	38 63	143	H	Dartmouth	51 62						
				65	H	Yale	59 67	337	H	LIU Brooklyn	65 56						
				43	A	Kansas	44 79	338	A	Central Conn. St.	56 54						
				174	H	Massachusetts	58 74	311	A	Bryant	55 35						
				66	A	Colgate	51 73	167	H	Cornell	56 70						

Non-Div I Games:

UMass Lowell

■ Loss,
 ■ Non-Conf,
 ■ S Site,
 ■ H Home
 ■ A Away
 N Neutral

UNC Asheville

Through Games Of Dec. 20, 2019

Average RPI Win:	308	WON-LOST	WINNING	LAST 10	STRENGTH OF	OPP. STRENGTH	TEAM	ADJ.	CONF.	ADJ CONF.
Average RPI Loss:	150	RECORD	PCT. RANK	GAMES	SCHEDULE	OF SCHEDULE	RPI	RPI	RPI	RPI
DIV. I ONLY	3- 3	162	3-3	334	222	273	273	29	29	
DIV. I NON-CONF.	3- 3	160	3-3	336	224	275	275	29	29	
TOTALS	RPI 1-25	RPI 26-50	W-L RECORDS	RPI 51-100	RPI 101-150	RPI 150+				
3- 3	0- 0	0- 1	OVERALL	0- 0	0- 1	3- 1				
1- 1	0- 0	0- 0	HOME	0- 0	0- 1	1- 0				
2- 2	0- 0	0- 1	AWAY	0- 0	0- 0	2- 1				
0- 0	0- 0	0- 0	NEUTRAL	0- 0	0- 0	0- 0				
3- 3	0- 0	0- 1	NON-CONFERENCE	0- 0	0- 1	3- 1				
1- 1	0- 0	0- 0	HOME	0- 0	0- 1	1- 0				
2- 2	0- 0	0- 1	AWAY	0- 0	0- 0	2- 1				
0- 0	0- 0	0- 0	NEUTRAL	0- 0	0- 0	0- 0				
0- 0	0- 0	0- 0	CONFERENCE	0- 0	0- 0	0- 0				
0- 0	0- 0	0- 0	HOME	0- 0	0- 0	0- 0				
0- 0	0- 0	0- 0	AWAY	0- 0	0- 0	0- 0				
0- 0	0- 0	0- 0	NEUTRAL	0- 0	0- 0	0- 0				

RPI 1-25			RPI 26-50			RPI 51-100			RPI 101+			Team's RPI: 273
RPI	S	Opponent	Score	RPI	S	Opponent	Score	RPI	S	Opponent	Score	
				36	A	Miami (FL)	46 75					
								122	H	UNC Greensboro	40 67	
								248	A	ETSU	72 54	
								291	A	Wofford	38 75	
								326	A	Western Caro.	64 47	
								349	H	South Carolina St.	82 51	
LAST 10 Division I												
				326	A	Western Caro.	64 47	36	A	Miami (FL)	46 75	
								291	A	Wofford	38 75	
								349	H	South Carolina St.	82 51	
								122	H	UNC Greensboro	40 67	
								248	A	ETSU	72 54	

Non-Div I Games: Montreat 89 45 Lenoir-Rhyne 68 48

UNC Asheville

Loss, Non-Conf, S Site, H Home A Away N Neutral

UNC Greensboro

Through Games Of Dec. 20, 2019

Average RPI Win:	245	WON-LOST	WINNING	LAST 10	STRENGTH OF	OPP. STRENGTH	TEAM	ADJ.	CONF.	ADJ CONF.
Average RPI Loss:	121	RECORD	PCT. RANK	GAMES	SCHEDULE	OF SCHEDULE	RPI	RPI	RPI	RPI
DIV. I ONLY	6- 4	123	6-4	198	281	122	122	21	21	
DIV. I NON-CONF.	6- 4	123	6-4	199	282	122	122	21	21	
TOTALS	RPI 1-25	RPI 26-50	W-L RECORDS	RPI 51-100	RPI 101-150	RPI 150+				
6- 4	0- 0	0- 0	OVERALL	0- 2	1- 1	5- 1				
2- 1	0- 0	0- 0	HOME	0- 1	0- 0	2- 0				
4- 3	0- 0	0- 0	AWAY	0- 1	1- 1	3- 1				
0- 0	0- 0	0- 0	NEUTRAL	0- 0	0- 0	0- 0				
6- 4	0- 0	0- 0	NON-CONFERENCE	0- 2	1- 1	5- 1				
2- 1	0- 0	0- 0	HOME	0- 1	0- 0	2- 0				
4- 3	0- 0	0- 0	AWAY	0- 1	1- 1	3- 1				
0- 0	0- 0	0- 0	NEUTRAL	0- 0	0- 0	0- 0				
0- 0	0- 0	0- 0	CONFERENCE	0- 0	0- 0	0- 0				
0- 0	0- 0	0- 0	HOME	0- 0	0- 0	0- 0				
0- 0	0- 0	0- 0	AWAY	0- 0	0- 0	0- 0				
0- 0	0- 0	0- 0	NEUTRAL	0- 0	0- 0	0- 0				

RPI S	Opponent	Score	RPI S	Opponent	Score	RPI S	Opponent	Score	RPI S	Opponent	Score	Team's RPI: 122
						76	H Richmond	62 70	129	A Liberty	58 53	
						86	A N.C. A&T	48 57	139	A Coastal Caro.	54 63	
									169	A Wake Forest	67 65	
									184	A Campbell	64 72	
									273	A UNC Asheville	67 40	
									287	H UMES	86 48	
									300	A Col. of Charleston	69 56	
									312	H Georgia St.	64 49	
LAST 10 Division I												
			300	A Col. of Charleston	69 56		273	A UNC Asheville	67 40			
			86	A N.C. A&T	48 57		129	A Liberty	58 53			
			312	H Georgia St.	64 49		287	H UMES	86 48			
			184	A Campbell	64 72		139	A Coastal Caro.	54 63			
			76	H Richmond	62 70		169	A Wake Forest	67 65			

Non-Div I Games: Erskine 106 44

UNC Greensboro

Loss, Non-Conf, S Site, H Home A Away N Neutral

Average RPI Win:	308	WON-LOST	WINNING	LAST 10	STRENGTH OF	OPP. STRENGTH	TEAM	ADJ.	CONF.	ADJ CONF.
Average RPI Loss:	174	RECORD	PCT. RANK	GAMES	SCHEDULE	OF SCHEDULE	RPI	RPI	RPI	RPI
DIV. I ONLY	2- 7	285	2-7	133	349	292	292	18	18	
DIV. I NON-CONF.	2- 7	284	2-7	132	349	294	294	18	18	
TOTALS	RPI 1-25	RPI 26-50	W-L RECORDS	RPI 51-100	RPI 101-150	RPI 150+				
2- 7	0- 0	0- 1	OVERALL	0- 1	0- 1	2- 4				
1- 3	0- 0	0- 0	HOME	0- 0	0- 1	1- 2				
1- 3	0- 0	0- 1	AWAY	0- 0	0- 0	1- 2				
0- 1	0- 0	0- 0	NEUTRAL	0- 1	0- 0	0- 0				
2- 7	0- 0	0- 1	NON-CONFERENCE	0- 1	0- 1	2- 4				
1- 3	0- 0	0- 0	HOME	0- 0	0- 1	1- 2				
1- 3	0- 0	0- 1	AWAY	0- 0	0- 0	1- 2				
0- 1	0- 0	0- 0	NEUTRAL	0- 1	0- 0	0- 0				
0- 0	0- 0	0- 0	CONFERENCE	0- 0	0- 0	0- 0				
0- 0	0- 0	0- 0	HOME	0- 0	0- 0	0- 0				
0- 0	0- 0	0- 0	AWAY	0- 0	0- 0	0- 0				
0- 0	0- 0	0- 0	NEUTRAL	0- 0	0- 0	0- 0				

RPI S	Opponent	Score	RPI S	Opponent	Score	RPI S	Opponent	Score	RPI S	Opponent	Score	Team's RPI: 292
27	A NC State	40 80	92	N North Carolina	45 85	139	H Coastal Caro.	43 62	169	A Wake Forest	55 65	
						197	H Kennesaw St.	56 58	266	A Presbyterian	70 60	
						280	A Longwood	58 59	314	H Winthrop	63 75	
						349	H South Carolina St.	84 46				
LAST 10 Division I												
92	N North Carolina	45 85	197	H Kennesaw St.	56 58							
314	H Winthrop	63 75	349	H South Carolina St.	84 46							
139	H Coastal Caro.	43 62	280	A Longwood	58 59							
266	A Presbyterian	70 60	27	A NC State	40 80							
			169	A Wake Forest	55 65							

Non-Div I Games: Catawba 75 78 Mount Olive 75 67

UNCW

Loss, Non-Conf, S Site, H Home A Away N Neutral

Average RPI Win:	155	WON-LOST	WINNING	LAST 10	STRENGTH OF	OPP. STRENGTH	TEAM	ADJ.	CONF.	ADJ CONF.
Average RPI Loss:	36	RECORD	PCT. RANK	GAMES	SCHEDULE	OF SCHEDULE	RPI	RPI	RPI	RPI
DIV. I ONLY	6- 3	88	6-3	109	6	47	47	7	7	
DIV. I NON-CONF.	6- 3	86	6-3	108	6	48	48	7	7	
TOTALS	RPI 1-25	RPI 26-50	W-L RECORDS	RPI 51-100	RPI 101-150	RPI 150+				
6- 3	1- 2	0- 0	OVERALL	1- 1	1- 0	3- 0				
3- 0	1- 0	0- 0	HOME	1- 0	0- 0	1- 0				
3- 1	0- 1	0- 0	AWAY	0- 0	1- 0	2- 0				
0- 2	0- 1	0- 0	NEUTRAL	0- 1	0- 0	0- 0				
6- 3	1- 2	0- 0	NON-CONFERENCE	1- 1	1- 0	3- 0				
3- 0	1- 0	0- 0	HOME	1- 0	0- 0	1- 0				
3- 1	0- 1	0- 0	AWAY	0- 0	1- 0	2- 0				
0- 2	0- 1	0- 0	NEUTRAL	0- 1	0- 0	0- 0				
0- 0	0- 0	0- 0	CONFERENCE	0- 0	0- 0	0- 0				
0- 0	0- 0	0- 0	HOME	0- 0	0- 0	0- 0				
0- 0	0- 0	0- 0	AWAY	0- 0	0- 0	0- 0				
0- 0	0- 0	0- 0	NEUTRAL	0- 0	0- 0	0- 0				

RPI 1-25				RPI 26-50		Team's RPI: 47		RPI 51-100				RPI 101+			
RPI	S	Opponent	Score	RPI	S	Opponent	Score	RPI	S	Opponent	Score	RPI	S	Opponent	Score
11	A	Creighton	54 57					60	H	IUPUI	51 50	130	A	Wichita St.	61 50
19	H	Iowa	88 66					77	N	Alabama	77 87	175	A	Missouri	78 73
20	N	Ohio St.	46 64									260	A	Omaha	81 45
												286	H	North Dakota St.	95 63
LAST 10 Division I															
60	H	IUPUI	51 50	19	H	Iowa	88 66								
260	A	Omaha	81 45	175	A	Missouri	78 73								
11	A	Creighton	54 57	130	A	Wichita St.	61 50								
20	N	Ohio St.	46 64	286	H	North Dakota St.	95 63								
77	N	Alabama	77 87												

Non-Div I Games: Northwest Mo. St. 78 53

UNI

Average RPI Win:	233	WON-LOST	WINNING	LAST 10	STRENGTH OF	OPP. STRENGTH	TEAM	ADJ.	CONF.	ADJ CONF.
Average RPI Loss:	144	RECORD	PCT. RANK	GAMES	SCHEDULE	OF SCHEDULE	RPI	RPI	RPI	RPI
DIV. I ONLY	3- 8	262	3-7	176	214	279	279	23	23	
DIV. I NON-CONF.	3- 7	248	3-6	205	192	282	282	24	24	
TOTALS	RPI 1-25	RPI 26-50	W-L RECORDS	RPI 51-100	RPI 101-150	RPI 150+				
3- 8	0- 2	0- 0	OVERALL	1- 0	0- 1	2- 5				
2- 5	0- 2	0- 0	HOME	1- 0	0- 0	1- 3				
1- 3	0- 0	0- 0	AWAY	0- 0	0- 1	1- 2				
0- 0	0- 0	0- 0	NEUTRAL	0- 0	0- 0	0- 0				
3- 7	0- 2	0- 0	NON-CONFERENCE	1- 0	0- 1	2- 4				
2- 4	0- 2	0- 0	HOME	1- 0	0- 0	1- 2				
1- 3	0- 0	0- 0	AWAY	0- 0	0- 1	1- 2				
0- 0	0- 0	0- 0	NEUTRAL	0- 0	0- 0	0- 0				
0- 1	0- 0	0- 0	CONFERENCE	0- 0	0- 0	0- 1				
0- 1	0- 0	0- 0	HOME	0- 0	0- 0	0- 1				
0- 0	0- 0	0- 0	AWAY	0- 0	0- 0	0- 0				
0- 0	0- 0	0- 0	NEUTRAL	0- 0	0- 0	0- 0				

RPI 1-25				RPI 26-50				RPI 51-100				RPI 101+ Team's RPI: 279			
RPI	S	Opponent	Score	RPI	S	Opponent	Score	RPI	S	Opponent	Score	RPI	S	Opponent	Score
22	H	Virginia	55 63					55	H	St. John's (NY)	79 75	104	A	Southern California	54 75
24	H	Duke	45 57									165	H	Fresno St.	66 72
												176	A	Southern Utah	68 72
												183	H	Elon	44 50
												206	H	Cal St. Fullerton	58 64
												271	A	Grand Canyon	51 53
												295	A	Pepperdine	69 44
												349	H	South Carolina St.	66 57
LAST 10 Division I															
271	A	Grand Canyon	51 53	22	H	Virginia	55 63								
104	A	Southern California	54 75	183	H	Elon	44 50								
295	A	Pepperdine	69 44	349	H	South Carolina St.	66 57								
165	H	Fresno St.	66 72	176	A	Southern Utah	68 72								
55	H	St. John's (NY)	79 75	24	H	Duke	45 57								

Non-Div I Games:

UNLV

■ Loss,
 ■ Non-Conf,
 S Site,
 ■ Home
 ■ Away
 N Neutral

Average RPI Win:	341	WON-LOST	WINNING	LAST 10	STRENGTH OF	OPP. STRENGTH	TEAM	ADJ.	CONF.	ADJ CONF.
Average RPI Loss:	124	RECORD	PCT. RANK	GAMES	SCHEDULE	OF SCHEDULE	RPI	RPI	RPI	RPI
DIV. I ONLY	3- 4	204	3-4	340	190	304	304	29	29	
DIV. I NON-CONF.	3- 4	205	3-4	341	191	304	304	29	29	
TOTALS	RPI 1-25	RPI 26-50	W-L RECORDS	RPI 51-100	RPI 101-150	RPI 150+				
3- 4	0- 1	0- 0	OVERALL	0- 1	0- 0	3- 2				
3- 0	0- 0	0- 0	HOME	0- 0	0- 0	3- 0				
0- 4	0- 1	0- 0	AWAY	0- 1	0- 0	0- 2				
0- 0	0- 0	0- 0	NEUTRAL	0- 0	0- 0	0- 0				
3- 4	0- 1	0- 0	NON-CONFERENCE	0- 1	0- 0	3- 2				
3- 0	0- 0	0- 0	HOME	0- 0	0- 0	3- 0				
0- 4	0- 1	0- 0	AWAY	0- 1	0- 0	0- 2				
0- 0	0- 0	0- 0	NEUTRAL	0- 0	0- 0	0- 0				
0- 0	0- 0	0- 0	CONFERENCE	0- 0	0- 0	0- 0				
0- 0	0- 0	0- 0	HOME	0- 0	0- 0	0- 0				
0- 0	0- 0	0- 0	AWAY	0- 0	0- 0	0- 0				
0- 0	0- 0	0- 0	NEUTRAL	0- 0	0- 0	0- 0				

RPI S	Opponent	Score	RPI S	Opponent	Score	RPI S	Opponent	Score	RPI S	Opponent	Score	Team's RPI: 304
7	A South Carolina	32 112				52	A Georgia	53 67	199	A Jacksonville	43 87	
									236	A East Carolina	48 69	
									326	H Western Caro.	70 62	
									348	H Florida A&M	74 61	
									349	H South Carolina St.	58 47	
LAST 10 Division I												
52	A Georgia	53 67	349	H South Carolina St.	58 47							
7	A South Carolina	32 112	348	H Florida A&M	74 61							
199	A Jacksonville	43 87										
326	H Western Caro.	70 62										
236	A East Carolina	48 69										

Non-Div I Games: Mars Hill 89 31 UNKNOWN 71 49

USC Upstate

Loss, Non-Conf, S Site, H Home A Away N Neutral

Average RPI Win:	245	WON-LOST	WINNING	LAST 10	STRENGTH OF	OPP. STRENGTH	TEAM	ADJ.	CONF.	ADJ CONF.
Average RPI Loss:	35	RECORD	PCT. RANK	GAMES	SCHEDULE	OF SCHEDULE	RPI	RPI	RPI	RPI
DIV. I ONLY	5- 5	162	5-5	66	73	94	94	22	22	
DIV. I NON-CONF.	5- 5	160	5-5	66	73	94	94	22	22	
TOTALS	RPI 1-25	RPI 26-50	W-L RECORDS	RPI 51-100	RPI 101-150	RPI 150+				
5- 5	0- 3	0- 0	OVERALL	0- 2	1- 0	4- 0				
2- 1	0- 0	0- 0	HOME	0- 1	1- 0	1- 0				
3- 1	0- 1	0- 0	AWAY	0- 0	0- 0	3- 0				
0- 3	0- 2	0- 0	NEUTRAL	0- 1	0- 0	0- 0				
5- 5	0- 3	0- 0	NON-CONFERENCE	0- 2	1- 0	4- 0				
2- 1	0- 0	0- 0	HOME	0- 1	1- 0	1- 0				
3- 1	0- 1	0- 0	AWAY	0- 0	0- 0	3- 0				
0- 3	0- 2	0- 0	NEUTRAL	0- 1	0- 0	0- 0				
0- 0	0- 0	0- 0	CONFERENCE	0- 0	0- 0	0- 0				
0- 0	0- 0	0- 0	HOME	0- 0	0- 0	0- 0				
0- 0	0- 0	0- 0	AWAY	0- 0	0- 0	0- 0				
0- 0	0- 0	0- 0	NEUTRAL	0- 0	0- 0	0- 0				

RPI 1-25				RPI 26-50				RPI 51-100				Team's RPI: 94	RPI 101+			
RPI	S	Opponent	Score	RPI	S	Opponent	Score	RPI	S	Opponent	Score		RPI	S	Opponent	Score
4	N	Louisville	67 76					56	N	Oklahoma St.	47 60		146	H	Wright St.	68 62
14	A	Northwestern	47 74					79	H	Marist	57 73		207	A	North Texas	68 49
21	N	Oregon	54 91										231	A	Kansas St.	57 53
													298	A	Grambling	88 54
													343	H	Chicago St.	84 53
LAST 10 Division I																
		21 N Oregon	54 91			79 H Marist	57 73									
		4 N Louisville	67 76			14 A Northwestern	47 74									
		231 A Kansas St.	57 53			146 H Wright St.	68 62									
		298 A Grambling	88 54			56 N Oklahoma St.	47 60									
		207 A North Texas	68 49			343 H Chicago St.	84 53									

Non-Div I Games:

UT Arlington

■ Loss,
 ■ Non-Conf,
 ■ S Site,
 ■ H Home
 ■ A Away
 N Neutral

Average RPI Win:	193	WON-LOST	WINNING	LAST 10	STRENGTH OF	OPP. STRENGTH	TEAM	ADJ.	CONF.	ADJ CONF.
Average RPI Loss:	29	RECORD	PCT. RANK	GAMES	SCHEDULE	OF SCHEDULE	RPI	RPI	RPI	RPI
DIV. I ONLY	4- 6	211	4-6	62	10	131	131	20	20	
DIV. I NON-CONF.	4- 6	211	4-6	62	10	132	132	20	20	
TOTALS	RPI 1-25	RPI 26-50	W-L RECORDS	RPI 51-100	RPI 101-150	RPI 150+				
4- 6	0- 3	0- 2	OVERALL	1- 1	0- 0	3- 0				
4- 1	0- 1	0- 0	HOME	1- 0	0- 0	3- 0				
0- 5	0- 2	0- 2	AWAY	0- 1	0- 0	0- 0				
0- 0	0- 0	0- 0	NEUTRAL	0- 0	0- 0	0- 0				
4- 6	0- 3	0- 2	NON-CONFERENCE	1- 1	0- 0	3- 0				
4- 1	0- 1	0- 0	HOME	1- 0	0- 0	3- 0				
0- 5	0- 2	0- 2	AWAY	0- 1	0- 0	0- 0				
0- 0	0- 0	0- 0	NEUTRAL	0- 0	0- 0	0- 0				
0- 0	0- 0	0- 0	CONFERENCE	0- 0	0- 0	0- 0				
0- 0	0- 0	0- 0	HOME	0- 0	0- 0	0- 0				
0- 0	0- 0	0- 0	AWAY	0- 0	0- 0	0- 0				
0- 0	0- 0	0- 0	NEUTRAL	0- 0	0- 0	0- 0				

RPI 1-25				RPI 26-50				RPI 51-100				RPI 101+ Team's RPI: 131			
RPI	S	Opponent	Score	RPI	S	Opponent	Score	RPI	S	Opponent	Score	RPI	S	Opponent	Score
4	H	Louisville	63 71	30	A	Saint Louis	50 56	60	H	IUPUI	57 51	158	H	Samford	80 75
6	A	Gonzaga	55 78	38	A	Illinois St.	47 70	82	A	Southern Ill.	59 70	242	H	Chattanooga	78 51
13	A	Mississippi St.	46 82									313	H	Lipscomb	83 67
LAST 10 Division I															
38	A	Illinois St.	47 70	4	H	Louisville	63 71	313	H	Lipscomb	83 67	242	H	Chattanooga	78 51
60	H	IUPUI	57 51	82	A	Southern Ill.	59 70	30	A	Saint Louis	50 56				
158	H	Samford	80 75												
6	A	Gonzaga	55 78												
13	A	Mississippi St.	46 82												

Non-Div I Games:

UT Martin

Average RPI Win:	295	WON-LOST	WINNING	LAST 10	STRENGTH OF	OPP. STRENGTH	TEAM	ADJ.	CONF.	ADJ CONF.
Average RPI Loss:	134	RECORD	PCT. RANK	GAMES	SCHEDULE	OF SCHEDULE	RPI	RPI	RPI	RPI
DIV. I ONLY	7- 3	79	7-3	294	285	216	216	14	14	
DIV. I NON-CONF.	7- 3	78	7-3	296	285	214	214	14	14	
TOTALS	RPI 1-25	RPI 26-50	W-L RECORDS	RPI 51-100	RPI 101-150	RPI 150+				
7- 3	0- 0	0- 0	OVERALL	0- 1	0- 0	7- 2				
6- 2	0- 0	0- 0	HOME	0- 1	0- 0	6- 1				
1- 1	0- 0	0- 0	AWAY	0- 0	0- 0	1- 1				
0- 0	0- 0	0- 0	NEUTRAL	0- 0	0- 0	0- 0				
7- 3	0- 0	0- 0	NON-CONFERENCE	0- 1	0- 0	7- 2				
6- 2	0- 0	0- 0	HOME	0- 1	0- 0	6- 1				
1- 1	0- 0	0- 0	AWAY	0- 0	0- 0	1- 1				
0- 0	0- 0	0- 0	NEUTRAL	0- 0	0- 0	0- 0				
0- 0	0- 0	0- 0	CONFERENCE	0- 0	0- 0	0- 0				
0- 0	0- 0	0- 0	HOME	0- 0	0- 0	0- 0				
0- 0	0- 0	0- 0	AWAY	0- 0	0- 0	0- 0				
0- 0	0- 0	0- 0	NEUTRAL	0- 0	0- 0	0- 0				

RPI 1-25				RPI 26-50				RPI 51-100				RPI 101+				Team's RPI: 216	
RPI	S	Opponent	Score	RPI	S	Opponent	Score	RPI	S	Opponent	Score	RPI	S	Opponent	Score		
								61	H	Arizona	43	54	164	H	New Mexico	78	93
												178	A	SMU	56	60	
												252	H	UC Riverside	63	50	
												265	H	Weber St.	70	51	
												274	H	Western Mich.	76	46	
												312	H	Georgia St.	71	68	
												321	A	New Mexico St.	63	57	
												321	H	New Mexico St.	65	45	
												322	H	Alcorn	92	47	
LAST 10 Division I																	
				274	H	Western Mich.	76	46	178	A	SMU	56	60				
				321	H	New Mexico St.	65	45	61	H	Arizona	43	54				
				164	H	New Mexico	78	93	265	H	Weber St.	70	51				
				322	H	Alcorn	92	47	312	H	Georgia St.	71	68				
				321	A	New Mexico St.	63	57	252	H	UC Riverside	63	50				

Non-Div I Games:

UTEP

Average RPI Win:	345	WON-LOST	WINNING	LAST 10	STRENGTH OF	OPP. STRENGTH	TEAM	ADJ.	CONF.	ADJ CONF.
Average RPI Loss:	169	RECORD	PCT. RANK	GAMES	SCHEDULE	OF SCHEDULE	RPI	RPI	RPI	RPI
DIV. I ONLY	1- 6	314	1-6	291	322	342	342	32	32	
DIV. I NON-CONF.	1- 6	314	1-6	293	320	342	342	32	32	
TOTALS	RPI 1-25	RPI 26-50	W-L RECORDS	RPI 51-100	RPI 101-150	RPI 150+				
1- 6	0- 0	0- 1	OVERALL	0- 0	0- 2	1- 3				
1- 2	0- 0	0- 1	HOME	0- 0	0- 0	1- 1				
0- 3	0- 0	0- 0	AWAY	0- 0	0- 2	0- 1				
0- 1	0- 0	0- 0	NEUTRAL	0- 0	0- 0	0- 1				
1- 6	0- 0	0- 1	NON-CONFERENCE	0- 0	0- 2	1- 3				
1- 2	0- 0	0- 1	HOME	0- 0	0- 0	1- 1				
0- 3	0- 0	0- 0	AWAY	0- 0	0- 2	0- 1				
0- 1	0- 0	0- 0	NEUTRAL	0- 0	0- 0	0- 1				
0- 0	0- 0	0- 0	CONFERENCE	0- 0	0- 0	0- 0				
0- 0	0- 0	0- 0	HOME	0- 0	0- 0	0- 0				
0- 0	0- 0	0- 0	AWAY	0- 0	0- 0	0- 0				
0- 0	0- 0	0- 0	NEUTRAL	0- 0	0- 0	0- 0				

RPI S	Opponent	Score	RPI S	Opponent	Score	RPI S	Opponent	Score	RPI S	Opponent	Score	Team's RPI: 342
46	H Texas Southern	44	71						104	A Southern California	43	80
									119	A Texas	69	85
									244	N Long Beach St.	65	69
									249	A A&M-Corpus Christi	50	61
									249	H A&M-Corpus Christi	54	59
									345	H UTSA	75	64
LAST 10 Division I												
249	A A&M-Corpus Christi	50	61	244	N Long Beach St.	65	69					
119	A Texas	69	85	104	A Southern California	43	80					
46	H Texas Southern	44	71	249	H A&M-Corpus Christi	54	59					
				345	H UTSA	75	64					

Non-Div I Games: Tex. A&M Int'l 72 56 Tex. A&M-Kingsville 66 45 Texas Lutheran 98 46 Minot St. 75 56

UTRGV

Loss, Non-Conf, S Site, H Home A Away N Neutral

U
T
S
A

U
T
S
A

UTSA

Page 321

Average RPI Win:	222	WON-LOST	WINNING	LAST 10	STRENGTH OF	OPP. STRENGTH	TEAM	ADJ.	CONF.	ADJ CONF.
Average RPI Loss:	117	RECORD	PCT. RANK	GAMES	SCHEDULE	OF SCHEDULE	RPI	RPI	RPI	RPI
DIV. I ONLY	7- 4	99	7-3	296	94	195	195	1	1	
DIV. I NON-CONF.	7- 4	99	7-3	298	92	194	194	1	1	
TOTALS	RPI 1-25	RPI 26-50	W-L RECORDS	RPI 51-100	RPI 101-150	RPI 150+				
7- 4	0- 1	1- 0	OVERALL	0- 1	1- 1	5- 1				
4- 2	0- 1	0- 0	HOME	0- 1	0- 0	4- 0				
1- 2	0- 0	0- 0	AWAY	0- 0	1- 1	0- 1				
2- 0	0- 0	1- 0	NEUTRAL	0- 0	0- 0	1- 0				
7- 4	0- 1	1- 0	NON-CONFERENCE	0- 1	1- 1	5- 1				
4- 2	0- 1	0- 0	HOME	0- 1	0- 0	4- 0				
1- 2	0- 0	0- 0	AWAY	0- 0	1- 1	0- 1				
2- 0	0- 0	1- 0	NEUTRAL	0- 0	0- 0	1- 0				
0- 0	0- 0	0- 0	CONFERENCE	0- 0	0- 0	0- 0				
0- 0	0- 0	0- 0	HOME	0- 0	0- 0	0- 0				
0- 0	0- 0	0- 0	AWAY	0- 0	0- 0	0- 0				
0- 0	0- 0	0- 0	NEUTRAL	0- 0	0- 0	0- 0				

RPI 1-25				RPI 26-50				RPI 51-100				RPI 101+ Team's RPI: 195			
RPI	S	Opponent	Score	RPI	S	Opponent	Score	RPI	S	Opponent	Score	RPI	S	Opponent	Score
23	H	South Dakota	81 84	46	N	Texas Southern	61 52	58	H	Providence	60 67	114	A	BYU	77 73
												125	A	Cincinnati	62 68
												215	H	Oral Roberts	78 58
												250	H	Eastern Wash.	87 49
												262	A	Xavier	63 70
												265	H	Weber St.	75 46
												318	H	Nevada	68 62
												345	N	UTSA	91 45
LAST 10 Division I															
265	H	Weber St.	75 46	345	N	UTSA	91 45								
58	H	Providence	60 67	46	N	Texas Southern	61 52								
318	H	Nevada	68 62	250	H	Eastern Wash.	87 49								
215	H	Oral Roberts	78 58	23	H	South Dakota	81 84								
114	A	BYU	77 73	262	A	Xavier	63 70								

Non-Div I Games:

Utah

Average RPI Win:	263	WON-LOST	WINNING	LAST 10	STRENGTH OF	OPP. STRENGTH	TEAM	ADJ.	CONF.	ADJ CONF.
Average RPI Loss:	129	RECORD	PCT. RANK	GAMES	SCHEDULE	OF SCHEDULE	RPI	RPI	RPI	RPI
DIV. I ONLY	4- 7	227	4-6	84	257	191	191	23	23	
DIV. I NON-CONF.	4- 5	192	4-4	104	207	161	161	24	24	
TOTALS	RPI 1-25	RPI 26-50	W-L RECORDS	RPI 51-100	RPI 101-150	RPI 150+				
4- 7	0- 2	0- 0	OVERALL	0- 0	0- 1	4- 4				
3- 2	0- 0	0- 0	HOME	0- 0	0- 0	3- 2				
1- 5	0- 2	0- 0	AWAY	0- 0	0- 1	1- 2				
0- 0	0- 0	0- 0	NEUTRAL	0- 0	0- 0	0- 0				
4- 5	0- 2	0- 0	NON-CONFERENCE	0- 0	0- 1	4- 2				
3- 1	0- 0	0- 0	HOME	0- 0	0- 0	3- 1				
1- 4	0- 2	0- 0	AWAY	0- 0	0- 1	1- 1				
0- 0	0- 0	0- 0	NEUTRAL	0- 0	0- 0	0- 0				
0- 2	0- 0	0- 0	CONFERENCE	0- 0	0- 0	0- 2				
0- 1	0- 0	0- 0	HOME	0- 0	0- 0	0- 1				
0- 1	0- 0	0- 0	AWAY	0- 0	0- 0	0- 1				
0- 0	0- 0	0- 0	NEUTRAL	0- 0	0- 0	0- 0				

RPI 1-25				RPI 26-50				RPI 51-100				RPI 101+ Team's RPI: 191			
RPI	S	Opponent	Score	RPI	S	Opponent	Score	RPI	S	Opponent	Score	RPI	S	Opponent	Score
5	A	Oregon St.	46 75									114	A	BYU	50 67
21	A	Oregon	52 109									165	A	Fresno St.	64 76
												172	H	Portland	64 70
												206	A	Cal St. Fullerton	62 83
												207	H	North Texas	66 55
												221	H	San Jose St.	61 76
												244	A	Long Beach St.	56 48
												267	H	Idaho St.	69 61
												332	H	Seattle U	70 63
LAST 10 Division I															
267	H	Idaho St.	69 61	114	A	BYU	50 67								
207	H	North Texas	66 55	206	A	Cal St. Fullerton	62 83								
5	A	Oregon St.	46 75	244	A	Long Beach St.	56 48								
165	A	Fresno St.	64 76	21	A	Oregon	52 109								
221	H	San Jose St.	61 76	332	H	Seattle U	70 63								

Non-Div I Games: Dixie St. 61 49

Utah St.

Utah Valley

Through Games Of Dec. 20, 2019

Average RPI Win:	0	WON-LOST	WINNING	LAST 10	STRENGTH OF	OPP. STRENGTH	TEAM	ADJ.	CONF.	ADJ CONF.
Average RPI Loss:	215	RECORD	PCT. RANK	GAMES	SCHEDULE	OF SCHEDULE	RPI	RPI	RPI	RPI
DIV. I ONLY	0- 9	336	0-9	336	218	347	347	32	32	
DIV. I NON-CONF.	0- 9	336	0-9	338	220	347	347	32	32	
TOTALS	RPI 1-25	RPI 26-50	W-L RECORDS	RPI 51-100	RPI 101-150	RPI 150+				
0- 9	0- 0	0- 0	OVERALL	0- 1	0- 1	0- 7				
0- 4	0- 0	0- 0	HOME	0- 0	0- 0	0- 4				
0- 5	0- 0	0- 0	AWAY	0- 1	0- 1	0- 3				
0- 0	0- 0	0- 0	NEUTRAL	0- 0	0- 0	0- 0				
0- 9	0- 0	0- 0	NON-CONFERENCE	0- 1	0- 1	0- 7				
0- 4	0- 0	0- 0	HOME	0- 0	0- 0	0- 4				
0- 5	0- 0	0- 0	AWAY	0- 1	0- 1	0- 3				
0- 0	0- 0	0- 0	NEUTRAL	0- 0	0- 0	0- 0				
0- 0	0- 0	0- 0	CONFERENCE	0- 0	0- 0	0- 0				
0- 0	0- 0	0- 0	HOME	0- 0	0- 0	0- 0				
0- 0	0- 0	0- 0	AWAY	0- 0	0- 0	0- 0				
0- 0	0- 0	0- 0	NEUTRAL	0- 0	0- 0	0- 0				

RPI S	Opponent	Score	RPI S	Opponent	Score	RPI S	Opponent	Score	RPI S	Opponent	Score	Team's RPI: 347
						74 A	Boise St.	69 77	114 A	BYU	57 71	
									166 H	Montana	52 63	
									176 H	Southern Utah	58 71	
									252 A	UC Riverside	53 67	
									265 A	Weber St.	46 72	
									267 H	Idaho St.	61 88	
									303 A	UC Santa Barbara	51 59	
									318 H	Nevada	57 60	
LAST 10 Division I												
265 A	Weber St.	46 72	252 A	UC Riverside	53 67							
114 A	BYU	57 71	318 H	Nevada	57 60							
166 H	Montana	52 63	176 H	Southern Utah	58 71							
267 H	Idaho St.	61 88	303 A	UC Santa Barbara	51 59							
74 A	Boise St.	69 77										

Non-Div I Games: Antelope Valley 77 61

Utah Valley

Loss, Non-Conf, S Site, H Home A Away N Neutral

Average RPI Win:	207	WON-LOST	WINNING	LAST 10	STRENGTH OF	OPP. STRENGTH	TEAM	ADJ.	CONF.	ADJ CONF.
Average RPI Loss:	123	RECORD	PCT. RANK	GAMES	SCHEDULE	OF SCHEDULE	RPI	RPI	RPI	RPI
DIV. I ONLY	4- 7	227	3-7	79	192	189	189	11	11	
DIV. I NON-CONF.	4- 7	227	3-7	81	195	189	189	11	11	
TOTALS	RPI 1-25	RPI 26-50	W-L RECORDS	RPI 51-100	RPI 101-150	RPI 150+				
4- 7	0- 0	0- 0	OVERALL	1- 3	0- 2	3- 2				
3- 2	0- 0	0- 0	HOME	1- 0	0- 1	2- 1				
0- 5	0- 0	0- 0	AWAY	0- 3	0- 1	0- 1				
1- 0	0- 0	0- 0	NEUTRAL	0- 0	0- 0	1- 0				
4- 7	0- 0	0- 0	NON-CONFERENCE	1- 3	0- 2	3- 2				
3- 2	0- 0	0- 0	HOME	1- 0	0- 1	2- 1				
0- 5	0- 0	0- 0	AWAY	0- 3	0- 1	0- 1				
1- 0	0- 0	0- 0	NEUTRAL	0- 0	0- 0	1- 0				
0- 0	0- 0	0- 0	CONFERENCE	0- 0	0- 0	0- 0				
0- 0	0- 0	0- 0	HOME	0- 0	0- 0	0- 0				
0- 0	0- 0	0- 0	AWAY	0- 0	0- 0	0- 0				
0- 0	0- 0	0- 0	NEUTRAL	0- 0	0- 0	0- 0				

RPI 1-25				RPI 26-50				RPI 51-100				RPI 101+				Team's RPI: 189	
RPI	S	Opponent	Score	RPI	S	Opponent	Score	RPI	S	Opponent	Score	RPI	S	Opponent	Score		
								57	H	Old Dominion	62 49	123	A	South Fla.	55 77		
								64	A	Seton Hall	33 53	125	H	Cincinnati	56 58		
								80	A	Middle Tenn.	63 86	168	H	William & Mary	55 69		
								88	A	Boston College	52 87	213	A	Southern Miss.	39 51		
												236	H	East Carolina	53 40		
												260	N	Omaha	74 66		
												275	H	Appalachian St.	66 38		
LAST 10 Division I																	
				57	H	Old Dominion	62 49	80	A	Middle Tenn.	63 86						
				168	H	William & Mary	55 69	88	A	Boston College	52 87						
				125	H	Cincinnati	56 58	236	H	East Carolina	53 40						
				213	A	Southern Miss.	39 51	123	A	South Fla.	55 77						
				260	N	Omaha	74 66	64	A	Seton Hall	33 53						

Non-Div I Games:

VCU

■ Loss,
 ■ Non-Conf,
 ■ S Site,
 ■ H Home
 ■ A Away
 N Neutral

Valparaiso

Through Games Of Dec. 20, 2019

Average RPI Win: 257		WON-LOST	WINNING	LAST 10	STRENGTH OF	OPP. STRENGTH	TEAM	ADJ.	CONF.	ADJ CONF.
Average RPI Loss: 44		RECORD	PCT. RANK	GAMES	SCHEDULE	OF SCHEDULE	RPI	RPI	RPI	RPI
DIV. I ONLY		6- 3	88	6-3	293	54	136	136	7	7
DIV. I NON-CONF.		6- 3	86	6-3	295	54	137	137	7	7
<hr/>										
TOTALS	RPI 1-25		RPI 26-50		W-L RECORDS		RPI 51-100		RPI 101-150	RPI 150+
6- 3	0- 2		0- 0		OVERALL		0- 1		1- 0	5- 0
3- 0	0- 0		0- 0		HOME		0- 0		1- 0	2- 0
3- 2	0- 1		0- 0		AWAY		0- 1		0- 0	3- 0
0- 1	0- 1		0- 0		NEUTRAL		0- 0		0- 0	0- 0
6- 3	0- 2		0- 0		NON-CONFERENCE		0- 1		1- 0	5- 0
3- 0	0- 0		0- 0		HOME		0- 0		1- 0	2- 0
3- 2	0- 1		0- 0		AWAY		0- 1		0- 0	3- 0
0- 1	0- 1		0- 0		NEUTRAL		0- 0		0- 0	0- 0
0- 0	0- 0		0- 0		CONFERENCE		0- 0		0- 0	0- 0
0- 0	0- 0		0- 0		HOME		0- 0		0- 0	0- 0
0- 0	0- 0		0- 0		AWAY		0- 0		0- 0	0- 0
0- 0	0- 0		0- 0		NEUTRAL		0- 0		0- 0	0- 0

RPI 1-25				RPI 26-50				RPI 51-100				RPI 101+ Team's RPI: 136			
RPI	S	Opponent	Score	RPI	S	Opponent	Score	RPI	S	Opponent	Score	RPI	S	Opponent	Score
14	A	Northwestern	48 69					98	A	North Dakota	63 65	109	H	Bowling Green	95 90
20	N	Ohio St.	38 89									200	A	Toledo	61 54
												286	A	North Dakota St.	66 54
												302	H	Morehead St.	55 53
												323	A	Detroit Mercy	77 58
												324	H	UIC	63 37
LAST 10 Division I															
324	H	UIC	63 37	302	H	Morehead St.	55 53								
323	A	Detroit Mercy	77 58	98	A	North Dakota	63 65								
200	A	Toledo	61 54	286	A	North Dakota St.	66 54								
109	H	Bowling Green	95 90	20	N	Ohio St.	38 89								
14	A	Northwestern	48 69												

Non-Div I Games:

Valparaiso

■ Loss,
 ■ Non-Conf,
 ■ S Site,
 ■ H Home
 ■ A Away
 N Neutral

Vanderbilt

Through Games Of Dec. 20, 2019

Average RPI Win:	211	WON-LOST	WINNING	LAST 10	STRENGTH OF	OPP. STRENGTH	TEAM	ADJ.	CONF.	ADJ CONF.
Average RPI Loss:	35	RECORD	PCT. RANK	GAMES	SCHEDULE	OF SCHEDULE	RPI	RPI	RPI	RPI
DIV. I ONLY	8- 3	68	7-3	123	148	93	93	4	4	
DIV. I NON-CONF.	8- 3	68	7-3	121	149	93	93	4	4	
TOTALS	RPI 1-25	RPI 26-50	W-L RECORDS	RPI 51-100	RPI 101-150	RPI 150+				
8- 3	0- 1	1- 1	OVERALL	1- 1	0- 0	6- 0				
6- 1	0- 1	1- 0	HOME	1- 0	0- 0	4- 0				
1- 0	0- 0	0- 0	AWAY	0- 0	0- 0	1- 0				
1- 2	0- 0	0- 1	NEUTRAL	0- 1	0- 0	1- 0				
8- 3	0- 1	1- 1	NON-CONFERENCE	1- 1	0- 0	6- 0				
6- 1	0- 1	1- 0	HOME	1- 0	0- 0	4- 0				
1- 0	0- 0	0- 0	AWAY	0- 0	0- 0	1- 0				
1- 2	0- 0	0- 1	NEUTRAL	0- 1	0- 0	1- 0				
0- 0	0- 0	0- 0	CONFERENCE	0- 0	0- 0	0- 0				
0- 0	0- 0	0- 0	HOME	0- 0	0- 0	0- 0				
0- 0	0- 0	0- 0	AWAY	0- 0	0- 0	0- 0				
0- 0	0- 0	0- 0	NEUTRAL	0- 0	0- 0	0- 0				

RPI 1-25				RPI 26-50				RPI 51-100				Team's RPI: 93	RPI 101+			
RPI	S	Opponent	Score	RPI	S	Opponent	Score	RPI	S	Opponent	Score		RPI	S	Opponent	Score
1	H	UConn	51 64	30	H	Saint Louis	62 50	64	N	Seton Hall	65 69		185	H	Eastern Ky.	75 69
				41	N	Rutgers	56 62	84	H	Furman	74 46		194	N	UC Irvine	76 63
													235	H	Tennessee Tech	75 61
													281	H	Radford	80 46
													334	A	Tennessee St.	106 55
													341	H	Jacksonville St.	88 66
LAST 10 Division I																
235	H	Tennessee Tech	75 61	194	N	UC Irvine	76 63									
64	N	Seton Hall	65 69	185	H	Eastern Ky.	75 69									
41	N	Rutgers	56 62	30	H	Saint Louis	62 50									
334	A	Tennessee St.	106 55	1	H	UConn	51 64									
84	H	Furman	74 46	281	H	Radford	80 46									

Non-Div I Games:

Vanderbilt

Loss, Non-Conf, S Site, H Home A Away N Neutral

Average RPI Win:	301	WON-LOST	WINNING	LAST 10	STRENGTH OF	OPP. STRENGTH	TEAM	ADJ.	CONF.	ADJ CONF.
Average RPI Loss:	124	RECORD	PCT. RANK	GAMES	SCHEDULE	OF SCHEDULE	RPI	RPI	RPI	RPI
DIV. I ONLY	4- 6	211	4-6	183	284	256	256	28	28	
DIV. I NON-CONF.	4- 6	211	4-6	184	284	256	256	28	28	
TOTALS	RPI 1-25	RPI 26-50	W-L RECORDS	RPI 51-100	RPI 101-150	RPI 150+				
4- 6	0- 0	0- 1	OVERALL	0- 1	0- 2	4- 2				
4- 2	0- 0	0- 0	HOME	0- 0	0- 0	4- 2				
0- 4	0- 0	0- 1	AWAY	0- 1	0- 2	0- 0				
0- 0	0- 0	0- 0	NEUTRAL	0- 0	0- 0	0- 0				
4- 6	0- 0	0- 1	NON-CONFERENCE	0- 1	0- 2	4- 2				
4- 2	0- 0	0- 0	HOME	0- 0	0- 0	4- 2				
0- 4	0- 0	0- 1	AWAY	0- 1	0- 2	0- 0				
0- 0	0- 0	0- 0	NEUTRAL	0- 0	0- 0	0- 0				
0- 0	0- 0	0- 0	CONFERENCE	0- 0	0- 0	0- 0				
0- 0	0- 0	0- 0	HOME	0- 0	0- 0	0- 0				
0- 0	0- 0	0- 0	AWAY	0- 0	0- 0	0- 0				
0- 0	0- 0	0- 0	NEUTRAL	0- 0	0- 0	0- 0				

RPI S	Opponent	Score	RPI S	Opponent	Score	RPI S	Opponent	Score	RPI S	Opponent	Score	Team's RPI: 256
45	A Minnesota	58 90	59	A Loyola Chicago	76 78	124	A Rhode Island	74 77	143	A Dartmouth	55 72	
						174	H Massachusetts	49 83	201	H Saint Francis (PA)	69 73	
						243	H Navy	64 56	309	H NJIT	65 59	
						311	H Bryant	71 66	340	H Canisius	76 53	
LAST 10 Division I												
201	H Saint Francis (PA)	69 73	309	H NJIT	65 59							
174	H Massachusetts	49 83	340	H Canisius	76 53							
124	A Rhode Island	74 77	45	A Minnesota	58 90							
243	H Navy	64 56	59	A Loyola Chicago	76 78							
311	H Bryant	71 66	143	A Dartmouth	55 72							

Non-Div I Games: Norwich 86 40

Vermont

Average RPI Win:	151	WON-LOST	WINNING	LAST 10	STRENGTH OF	OPP. STRENGTH	TEAM	ADJ.	CONF.	ADJ CONF.
Average RPI Loss:	102	RECORD	PCT. RANK	GAMES	SCHEDULE	OF SCHEDULE	RPI	RPI	RPI	RPI
DIV. I ONLY	4- 5	191	4-5	127	24	138	138	6	6	
DIV. I NON-CONF.	4- 5	192	4-5	124	23	139	139	6	6	
TOTALS	RPI 1-25	RPI 26-50	W-L RECORDS	RPI 51-100	RPI 101-150	RPI 150+				
4- 5	0- 0	0- 1	OVERALL	1- 2	1- 1	2- 1				
2- 2	0- 0	0- 1	HOME	0- 0	1- 1	1- 0				
2- 3	0- 0	0- 0	AWAY	1- 2	0- 0	1- 1				
0- 0	0- 0	0- 0	NEUTRAL	0- 0	0- 0	0- 0				
4- 5	0- 0	0- 1	NON-CONFERENCE	1- 2	1- 1	2- 1				
2- 2	0- 0	0- 1	HOME	0- 0	1- 1	1- 0				
2- 3	0- 0	0- 0	AWAY	1- 2	0- 0	1- 1				
0- 0	0- 0	0- 0	NEUTRAL	0- 0	0- 0	0- 0				
0- 0	0- 0	0- 0	CONFERENCE	0- 0	0- 0	0- 0				
0- 0	0- 0	0- 0	HOME	0- 0	0- 0	0- 0				
0- 0	0- 0	0- 0	AWAY	0- 0	0- 0	0- 0				
0- 0	0- 0	0- 0	NEUTRAL	0- 0	0- 0	0- 0				

RPI S	Opponent	Score	RPI S	Opponent	Score	RPI S	Opponent	Score	RPI S	Opponent	Score	Team's RPI: 138
			42 H	James Madison	52 56	52 A	Georgia	63 58	106 H	George Washington	56 68	
						62 A	Temple	69 74	145 H	Saint Joseph's	60 44	
						63 A	Drexel	52 54	151 A	Fordham	73 66	
									237 A	American	54 76	
									254 H	Manhattan	63 51	
LAST 10 Division I												
			63 A	Drexel	52 54	62 A	Temple	69 74				
			52 A	Georgia	63 58	145 H	Saint Joseph's	60 44				
			254 H	Manhattan	63 51	42 H	James Madison	52 56				
			151 A	Fordham	73 66	106 H	George Washington	56 68				
			237 A	American	54 76							

Non-Div I Games:

Villanova

Average RPI Win: 144		WON-LOST	WINNING	LAST 10	STRENGTH OF	OPP. STRENGTH	TEAM	ADJ.	CONF.	ADJ CONF.
Average RPI Loss: 40		RECORD	PCT. RANK	GAMES	SCHEDULE	OF SCHEDULE	RPI	RPI	RPI	RPI
DIV. I ONLY		5- 5	162	5-5	1	137	22	22	3	3
DIV. I NON-CONF.		5- 5	160	5-5	1	137	22	22	3	3
<hr/>										
TOTALS	RPI 1-25		RPI 26-50		W-L RECORDS	RPI 51-100	RPI 101-150		RPI 150+	
5- 5	0- 2		1- 2		OVERALL	1- 0	1- 1		2- 0	
3- 2	0- 1		1- 1		HOME	1- 0	1- 0		0- 0	
2- 3	0- 1		0- 1		AWAY	0- 0	0- 1		2- 0	
0- 0	0- 0		0- 0		NEUTRAL	0- 0	0- 0		0- 0	
5- 5	0- 2		1- 2		NON-CONFERENCE	1- 0	1- 1		2- 0	
3- 2	0- 1		1- 1		HOME	1- 0	1- 0		0- 0	
2- 3	0- 1		0- 1		AWAY	0- 0	0- 1		2- 0	
0- 0	0- 0		0- 0		NEUTRAL	0- 0	0- 0		0- 0	
0- 0	0- 0		0- 0		CONFERENCE	0- 0	0- 0		0- 0	
0- 0	0- 0		0- 0		HOME	0- 0	0- 0		0- 0	
0- 0	0- 0		0- 0		AWAY	0- 0	0- 0		0- 0	
0- 0	0- 0		0- 0		NEUTRAL	0- 0	0- 0		0- 0	

RPI	S	Opponent	Score	RPI	S	Opponent	Score	RPI	S	Opponent	Score	RPI	S	Opponent	Score
1	A	UConn	44 83	40	H	Kentucky	47 50	57	H	Old Dominion	56 53	104	A	Southern California	49 59
16	H	UCLA	62 73	41	A	Rutgers	63 73					107	H	Bucknell	84 60
				42	H	James Madison	55 49					234	A	CSUN	72 47
												279	A	UNLV	63 55
LAST 10 Division I															
				42	H	James Madison	55 49	279	A	UNLV	63 55				
				57	H	Old Dominion	56 53	41	A	Rutgers	63 73				
				1	A	UConn	44 83	16	H	UCLA	62 73				
				40	H	Kentucky	47 50	104	A	Southern California	49 59				
				234	A	CSUN	72 47	107	H	Bucknell	84 60				

Non-Div I Games:

Virginia

■ Loss,
 ■ Non-Conf, S Site,
 ■ Home
 ■ Away
 N Neutral

Average RPI Win:	152	WON-LOST	WINNING	LAST 10	STRENGTH OF	OPP. STRENGTH	TEAM	ADJ.	CONF.	ADJ CONF.
Average RPI Loss:	52	RECORD	PCT. RANK	GAMES	SCHEDULE	OF SCHEDULE	RPI	RPI	RPI	RPI
DIV. I ONLY	9- 1	21	9-1	116	51	25	25	3	3	
DIV. I NON-CONF.	9- 1	21	9-1	114	51	24	24	3	3	
TOTALS	RPI 1-25	RPI 26-50	W-L RECORDS	RPI 51-100	RPI 101-150	RPI 150+				
9- 1	1- 0	0- 0	OVERALL	0- 1	3- 0	5- 0				
6- 0	1- 0	0- 0	HOME	0- 0	2- 0	3- 0				
1- 0	0- 0	0- 0	AWAY	0- 0	0- 0	1- 0				
2- 1	0- 0	0- 0	NEUTRAL	0- 1	1- 0	1- 0				
9- 1	1- 0	0- 0	NON-CONFERENCE	0- 1	3- 0	5- 0				
6- 0	1- 0	0- 0	HOME	0- 0	2- 0	3- 0				
1- 0	0- 0	0- 0	AWAY	0- 0	0- 0	1- 0				
2- 1	0- 0	0- 0	NEUTRAL	0- 1	1- 0	1- 0				
0- 0	0- 0	0- 0	CONFERENCE	0- 0	0- 0	0- 0				
0- 0	0- 0	0- 0	HOME	0- 0	0- 0	0- 0				
0- 0	0- 0	0- 0	AWAY	0- 0	0- 0	0- 0				
0- 0	0- 0	0- 0	NEUTRAL	0- 0	0- 0	0- 0				

RPI 1-25				Team's RPI: 25				RPI 26-50				RPI 51-100				RPI 101+			
RPI	S	Opponent	Score					RPI	S	Opponent	Score	RPI	S	Opponent	Score	RPI	S	Opponent	Score
18	H	Purdue	67 54									52	N	Georgia	72 77	102	N	Belmont	60 58
																115	H	Davidson	88 68
																129	H	Liberty	73 69
																152	A	George Mason	77 58
																162	H	Gardner-Webb	87 65
																201	H	Saint Francis (PA)	105 41
																202	N	Rice	54 45
																287	H	UMES	86 43
LAST 10 Division I																			
								52	N	Georgia	72 77					202	N	Rice	54 45
								102	N	Belmont	60 58					162	H	Gardner-Webb	87 65
								115	H	Davidson	88 68					18	H	Purdue	67 54
								287	H	UMES	86 43					152	A	George Mason	77 58
								129	H	Liberty	73 69					201	H	Saint Francis (PA)	105 41

Non-Div I Games:

Virginia Tech

W
a
g
n
e
rW
a
g
n
e
r

Wagner

Page 332

Wake Forest

Through Games Of Dec. 20, 2019

Average RPI Win:	222	WON-LOST	WINNING	LAST 10	STRENGTH OF	OPP. STRENGTH	TEAM	ADJ.	CONF.	ADJ CONF.
Average RPI Loss:	116	RECORD	PCT. RANK	GAMES	SCHEDULE	OF SCHEDULE	RPI	RPI	RPI	RPI
DIV. I ONLY	6- 4	123	6-4	212	148	169	169	3	3	
DIV. I NON-CONF.	6- 4	123	6-4	213	149	169	169	3	3	
TOTALS	RPI 1-25	RPI 26-50	W-L RECORDS	RPI 51-100	RPI 101-150	RPI 150+				
6- 4	0- 0	0- 1	OVERALL	0- 1	1- 1	5- 1				
4- 2	0- 0	0- 1	HOME	0- 0	0- 1	4- 0				
1- 2	0- 0	0- 0	AWAY	0- 1	0- 0	1- 1				
1- 0	0- 0	0- 0	NEUTRAL	0- 0	1- 0	0- 0				
6- 4	0- 0	0- 1	NON-CONFERENCE	0- 1	1- 1	5- 1				
4- 2	0- 0	0- 1	HOME	0- 0	0- 1	4- 0				
1- 2	0- 0	0- 0	AWAY	0- 1	0- 0	1- 1				
1- 0	0- 0	0- 0	NEUTRAL	0- 0	1- 0	0- 0				
0- 0	0- 0	0- 0	CONFERENCE	0- 0	0- 0	0- 0				
0- 0	0- 0	0- 0	HOME	0- 0	0- 0	0- 0				
0- 0	0- 0	0- 0	AWAY	0- 0	0- 0	0- 0				
0- 0	0- 0	0- 0	NEUTRAL	0- 0	0- 0	0- 0				

RPI 1-25				RPI 26-50				RPI 51-100				RPI 101+				Team's RPI: 169	
RPI	S	Opponent	Score	RPI	S	Opponent	Score	RPI	S	Opponent	Score	RPI	S	Opponent	Score		
				39	H	Charlotte	65 77	55	A	St. John's (NY)	74 82	122	H	UNC Greensboro	65 67		
												137	N	Dayton	78 59		
												183	A	Elon	69 57		
												184	H	Campbell	74 46		
												236	H	East Carolina	76 53		
												248	A	ETSU	60 67		
												292	H	UNCW	65 55		
												300	H	Col. of Charleston	106 50		
LAST 10 Division I																	
				55	A	St. John's (NY)	74 82	137	N	Dayton	78 59						
				39	H	Charlotte	65 77	184	H	Campbell	74 46						
				122	H	UNC Greensboro	65 67	248	A	ETSU	60 67						
				300	H	Col. of Charleston	106 50	236	H	East Carolina	76 53						
				292	H	UNCW	65 55	183	A	Elon	69 57						

Non-Div I Games:

Wake Forest

■ Loss,
 ■ Non-Conf,
 S Site,
 ■ Home
 ■ Away
 N Neutral

Average RPI Win: 182	WON-LOST	WINNING	LAST 10	STRENGTH OF	OPP. STRENGTH	TEAM	ADJ.	CONF.	ADJ CONF.
Average RPI Loss: 161	RECORD	PCT. RANK	GAMES	SCHEDULE	OF SCHEDULE	RPI	RPI	RPI	RPI
DIV. I ONLY	8- 2	46	8-2	195	106	90	90	1	1
DIV. I NON-CONF.	8- 2	46	8-2	196	107	89	89	1	1
TOTALS	RPI 1-25	RPI 26-50	W-L RECORDS	RPI 51-100	RPI 101-150	RPI 150+			
8- 2	1- 0	0- 0	OVERALL	1- 0	1- 1	5- 1			
4- 2	0- 0	0- 0	HOME	1- 0	1- 1	2- 1			
1- 0	0- 0	0- 0	AWAY	0- 0	0- 0	1- 0			
3- 0	1- 0	0- 0	NEUTRAL	0- 0	0- 0	2- 0			
8- 2	1- 0	0- 0	NON-CONFERENCE	1- 0	1- 1	5- 1			
4- 2	0- 0	0- 0	HOME	1- 0	1- 1	2- 1			
1- 0	0- 0	0- 0	AWAY	0- 0	0- 0	1- 0			
3- 0	1- 0	0- 0	NEUTRAL	0- 0	0- 0	2- 0			
0- 0	0- 0	0- 0	CONFERENCE	0- 0	0- 0	0- 0			
0- 0	0- 0	0- 0	HOME	0- 0	0- 0	0- 0			
0- 0	0- 0	0- 0	AWAY	0- 0	0- 0	0- 0			
0- 0	0- 0	0- 0	NEUTRAL	0- 0	0- 0	0- 0			

RPI 1-25			RPI 26-50			RPI 51-100			Team's RPI: 90	RPI 101+		
RPI	S	Opponent	Score	RPI	S	Opponent	Score	RPI	S	Opponent	Score	
19	N	Iowa	70 63					89	H	CSU Bakersfield	80 49	
										126	H	San Francisco 73 54
										134	H	Hawaii 50 62
										188	H	Tulane 62 64
										198	N	Howard 75 58
										204	N	Iona 65 34
										220	A	San Diego 65 47
										265	H	Weber St. 94 41
										332	H	Seattle U 78 46
LAST 10 Division I												
204	N	Iona	65 34	126	H	San Francisco	73 54					
332	H	Seattle U	78 46	220	A	San Diego	65 47					
265	H	Weber St.	94 41	134	H	Hawaii	50 62					
188	H	Tulane	62 64	19	N	Iowa	70 63					
89	H	CSU Bakersfield	80 49	198	N	Howard	75 58					

Non-Div I Games:

Washington

■ Loss,
■ Non-Conf, S Site,
■ Home
■ Away
N Neutral

Average RPI Win:	203	WON-LOST	WINNING	LAST 10	STRENGTH OF	OPP. STRENGTH	TEAM	ADJ.	CONF.	ADJ CONF.
Average RPI Loss:	13	RECORD	PCT. RANK	GAMES	SCHEDULE	OF SCHEDULE	RPI	RPI	RPI	RPI
DIV. I ONLY	7- 4	99	6-4	88	16	87	87	1	1	
DIV. I NON-CONF.	7- 4	99	6-4	88	15	87	87	1	1	
TOTALS	RPI 1-25	RPI 26-50	W-L RECORDS	RPI 51-100	RPI 101-150	RPI 150+				
7- 4	0- 3	0- 1	OVERALL	1- 0	1- 0	5- 0				
5- 1	0- 1	0- 0	HOME	0- 0	1- 0	4- 0				
1- 0	0- 0	0- 0	AWAY	1- 0	0- 0	0- 0				
1- 3	0- 2	0- 1	NEUTRAL	0- 0	0- 0	1- 0				
7- 4	0- 3	0- 1	NON-CONFERENCE	1- 0	1- 0	5- 0				
5- 1	0- 1	0- 0	HOME	0- 0	1- 0	4- 0				
1- 0	0- 0	0- 0	AWAY	1- 0	0- 0	0- 0				
1- 3	0- 2	0- 1	NEUTRAL	0- 0	0- 0	1- 0				
0- 0	0- 0	0- 0	CONFERENCE	0- 0	0- 0	0- 0				
0- 0	0- 0	0- 0	HOME	0- 0	0- 0	0- 0				
0- 0	0- 0	0- 0	AWAY	0- 0	0- 0	0- 0				
0- 0	0- 0	0- 0	NEUTRAL	0- 0	0- 0	0- 0				

RPI 1-25				RPI 26-50				RPI 51-100				RPI 101+			
RPI	S	Opponent	Score	RPI	S	Opponent	Score	RPI	S	Opponent	Score	RPI	S	Opponent	Score
6	H	Gonzaga	53 76	29	N	Baylor	66 89	74	A	Boise St.	80 68	114	H	BYU	67 50
7	N	South Carolina	53 68									194	H	UC Irvine	87 59
10	N	Indiana	44 78									222	N	Southern U.	69 54
												234	H	CSUN	71 61
												290	H	Ark.-Pine Bluff	85 56
												295	H	Pepperdine	85 48
LAST 10 Division I															
7	N	South Carolina	53 68	222	N	Southern U.	69 54								
29	N	Baylor	66 89	194	H	UC Irvine	87 59								
234	H	CSUN	71 61	6	H	Gonzaga	53 76								
74	A	Boise St.	80 68	290	H	Ark.-Pine Bluff	85 56								
114	H	BYU	67 50	10	N	Indiana	44 78								

Non-Div I Games:

Washington St.

Average RPI Win:	300	WON-LOST	WINNING	LAST 10	STRENGTH OF	OPP. STRENGTH	TEAM	ADJ.	CONF.	ADJ CONF.
Average RPI Loss:	155	RECORD	PCT. RANK	GAMES	SCHEDULE	OF SCHEDULE	RPI	RPI	RPI	RPI
DIV. I ONLY	2- 7	285	2-7	173	277	265	265	19	19	
DIV. I NON-CONF.	2- 7	284	2-7	176	278	267	267	19	19	
TOTALS	RPI 1-25	RPI 26-50	W-L RECORDS	RPI 51-100	RPI 101-150	RPI 150+				
2- 7	0- 1	0- 0	OVERALL	0- 2	0- 0	2- 4				
1- 1	0- 0	0- 0	HOME	0- 0	0- 0	1- 1				
1- 6	0- 1	0- 0	AWAY	0- 2	0- 0	1- 3				
0- 0	0- 0	0- 0	NEUTRAL	0- 0	0- 0	0- 0				
2- 7	0- 1	0- 0	NON-CONFERENCE	0- 2	0- 0	2- 4				
1- 1	0- 0	0- 0	HOME	0- 0	0- 0	1- 1				
1- 6	0- 1	0- 0	AWAY	0- 2	0- 0	1- 3				
0- 0	0- 0	0- 0	NEUTRAL	0- 0	0- 0	0- 0				
0- 0	0- 0	0- 0	CONFERENCE	0- 0	0- 0	0- 0				
0- 0	0- 0	0- 0	HOME	0- 0	0- 0	0- 0				
0- 0	0- 0	0- 0	AWAY	0- 0	0- 0	0- 0				
0- 0	0- 0	0- 0	NEUTRAL	0- 0	0- 0	0- 0				

RPI	S	Opponent	Score	RPI	S	Opponent	Score	RPI	S	Opponent	Score	RPI	S	Opponent	Score	Team's RPI: 265
16	A	UCLA	45 85					72	A	Pacific	53 76	172	H	Portland	59 78	
								90	A	Washington	41 94	195	A	Utah	46 75	
												216	A	UTEP	51 70	
												252	A	UC Riverside	64 54	
												321	A	New Mexico St.	47 77	
												347	H	Utah Valley	72 46	
LAST 10 Division I																
72	A	Pacific	53 76	195	A	Utah	46 75									
90	A	Washington	41 94	347	H	Utah Valley	72 46									
172	H	Portland	59 78	321	A	New Mexico St.	47 77									
16	A	UCLA	45 85	216	A	UTEP	51 70									
				252	A	UC Riverside	64 54									

Non-Div I Games:

Weber St.

West Virginia

Through Games Of Dec. 20, 2019

Average RPI Win:	209	WON-LOST	WINNING	LAST 10	STRENGTH OF	OPP. STRENGTH	TEAM	ADJ.	CONF.	ADJ CONF.
Average RPI Loss:	11	RECORD	PCT. RANK	GAMES	SCHEDULE	OF SCHEDULE	RPI	RPI	RPI	RPI
DIV. I ONLY	7- 1	34	7-1	260	46	67	67	5	5	
DIV. I NON-CONF.	7- 1	34	7-1	262	46	67	67	5	5	
TOTALS	RPI 1-25	RPI 26-50	W-L RECORDS	RPI 51-100	RPI 101-150	RPI 150+				
7- 1	1- 1	0- 0	OVERALL	0- 0	0- 0	6- 0				
4- 0	0- 0	0- 0	HOME	0- 0	0- 0	4- 0				
1- 0	1- 0	0- 0	AWAY	0- 0	0- 0	0- 0				
2- 1	0- 1	0- 0	NEUTRAL	0- 0	0- 0	2- 0				
7- 1	1- 1	0- 0	NON-CONFERENCE	0- 0	0- 0	6- 0				
4- 0	0- 0	0- 0	HOME	0- 0	0- 0	4- 0				
1- 0	1- 0	0- 0	AWAY	0- 0	0- 0	0- 0				
2- 1	0- 1	0- 0	NEUTRAL	0- 0	0- 0	2- 0				
0- 0	0- 0	0- 0	CONFERENCE	0- 0	0- 0	0- 0				
0- 0	0- 0	0- 0	HOME	0- 0	0- 0	0- 0				
0- 0	0- 0	0- 0	AWAY	0- 0	0- 0	0- 0				
0- 0	0- 0	0- 0	NEUTRAL	0- 0	0- 0	0- 0				

RPI 1-25				RPI 26-50				RPI 51-100				Team's RPI: 67		RPI 101+			
RPI	S	Opponent	Score	RPI	S	Opponent	Score	RPI	S	Opponent	Score			RPI	S	Opponent	Score
11	N	Creighton	75 82											164	N	New Mexico	73 60
13	A	Mississippi St.	71 65											201	H	Saint Francis (PA)	74 45
														205	N	Norfolk St.	72 55
														266	H	Presbyterian	56 40
														281	H	Radford	74 37
														330	H	Coppin St.	82 47
LAST 10 Division I																	
				205	N	Norfolk St.	72 55					13	A	Mississippi St.	71 65		
				266	H	Presbyterian	56 40					164	N	New Mexico	73 60		
				201	H	Saint Francis (PA)	74 45					11	N	Creighton	75 82		
												330	H	Coppin St.	82 47		
												281	H	Radford	74 37		

Non-Div I Games:

West Virginia

■ Loss,
 ■ Non-Conf,
 ■ S Site,
 ■ H Home
 ■ A Away
 N Neutral

Western Caro.

Through Games Of Dec. 20, 2019

Average RPI Win:	329	WON-LOST	WINNING	LAST 10	STRENGTH OF	OPP. STRENGTH	TEAM	ADJ.	CONF.	ADJ CONF.
Average RPI Loss:	182	RECORD	PCT. RANK	GAMES	SCHEDULE	OF SCHEDULE	RPI	RPI	RPI	RPI
DIV. I ONLY	1- 10	333	1-9	164	346	326	326	21	21	
DIV. I NON-CONF.	1- 10	333	1-9	167	346	325	325	21	21	
TOTALS	RPI 1-25	RPI 26-50	W-L RECORDS	RPI 51-100	RPI 101-150	RPI 150+				
1- 10	0- 0	0- 0	OVERALL	0- 1	0- 3	1- 6				
1- 5	0- 0	0- 0	HOME	0- 0	0- 2	1- 3				
0- 5	0- 0	0- 0	AWAY	0- 1	0- 1	0- 3				
0- 0	0- 0	0- 0	NEUTRAL	0- 0	0- 0	0- 0				
1- 10	0- 0	0- 0	NON-CONFERENCE	0- 1	0- 3	1- 6				
1- 5	0- 0	0- 0	HOME	0- 0	0- 2	1- 3				
0- 5	0- 0	0- 0	AWAY	0- 1	0- 1	0- 3				
0- 0	0- 0	0- 0	NEUTRAL	0- 0	0- 0	0- 0				
0- 0	0- 0	0- 0	CONFERENCE	0- 0	0- 0	0- 0				
0- 0	0- 0	0- 0	HOME	0- 0	0- 0	0- 0				
0- 0	0- 0	0- 0	AWAY	0- 0	0- 0	0- 0				
0- 0	0- 0	0- 0	NEUTRAL	0- 0	0- 0	0- 0				

RPI 1-25			RPI 26-50			RPI 51-100			RPI 101+			Team's RPI: 326
RPI	S	Opponent	Score	RPI	S	Opponent	Score	RPI	S	Opponent	Score	
						92 A North Carolina	55 92			115 A Davidson	51 101	
										133 H Cleveland St.	61 68	
										139 H Coastal Caro.	43 66	
										162 A Gardner-Webb	62 88	
										183 A Elon	24 68	
										184 H Campbell	40 61	
										235 H Tennessee Tech	58 62	
										273 H UNC Asheville	47 64	
										304 A USC Upstate	62 70	
										329 H Charleston So.	69 64	
LAST 10 Division I												
235	H	Tennessee Tech	58 62	162	A	Gardner-Webb	62 88					
133	H	Cleveland St.	61 68	139	H	Coastal Caro.	43 66					
329	H	Charleston So.	69 64	115	A	Davidson	51 101					
304	A	USC Upstate	62 70	273	H	UNC Asheville	47 64					
183	A	Elon	24 68	184	H	Campbell	40 61					

Non-Div I Games: UVa-Wise 64 55

Western Caro.

■ Loss,
 ■ Non-Conf,
 ■ S Site,
 ■ H Home
 ■ A Away
 N Neutral

Average RPI Win:	258	WON-LOST	WINNING	LAST 10	STRENGTH OF	OPP. STRENGTH	TEAM	ADJ.	CONF.	ADJ CONF.
Average RPI Loss:	98	RECORD	PCT. RANK	GAMES	SCHEDULE	OF SCHEDULE	RPI	RPI	RPI	RPI
DIV. I ONLY	3- 7	250	3-7	156	156	223	223	17	17	
DIV. I NON-CONF.	3- 7	248	3-7	158	157	222	222	17	17	
TOTALS	RPI 1-25	RPI 26-50	W-L RECORDS	RPI 51-100	RPI 101-150	RPI 150+				
3- 7	0- 1	0- 2	OVERALL	0- 2	0- 0	3- 2				
2- 1	0- 0	0- 0	HOME	0- 1	0- 0	2- 0				
1- 4	0- 1	0- 2	AWAY	0- 0	0- 0	1- 1				
0- 2	0- 0	0- 0	NEUTRAL	0- 1	0- 0	0- 1				
3- 7	0- 1	0- 2	NON-CONFERENCE	0- 2	0- 0	3- 2				
2- 1	0- 0	0- 0	HOME	0- 1	0- 0	2- 0				
1- 4	0- 1	0- 2	AWAY	0- 0	0- 0	1- 1				
0- 2	0- 0	0- 0	NEUTRAL	0- 1	0- 0	0- 1				
0- 0	0- 0	0- 0	CONFERENCE	0- 0	0- 0	0- 0				
0- 0	0- 0	0- 0	HOME	0- 0	0- 0	0- 0				
0- 0	0- 0	0- 0	AWAY	0- 0	0- 0	0- 0				
0- 0	0- 0	0- 0	NEUTRAL	0- 0	0- 0	0- 0				

RPI 1-25				RPI 26-50				RPI 51-100				RPI 101+ Team's RPI: 223			
RPI	S	Opponent	Score	RPI	S	Opponent	Score	RPI	S	Opponent	Score	RPI	S	Opponent	Score
18	A	Purdue	59 66	28	A	Drake	75 94	82	N	Southern Ill.	65 79	160	H	Southeast Mo. St.	97 91
				38	A	Illinois St.	65 78	99	H	Bradley	49 84	175	A	Missouri	89 97
												247	N	Eastern Ill.	52 60
												270	H	Indiana St.	83 72
												343	A	Chicago St.	88 78
LAST 10 Division I															
		247	N			Eastern Ill.	52 60			343	A			Chicago St.	88 78
		82	N			Southern Ill.	65 79			38	A			Illinois St.	65 78
		160	H			Southeast Mo. St.	97 91			28	A			Drake	75 94
		270	H			Indiana St.	83 72			99	H			Bradley	49 84
		175	A			Missouri	89 97			18	A			Purdue	59 66

Non-Div I Games: Culver-Stockton 82 76 Ill.-Springfield 91 51 Mo. Baptist 90 69

Western Ill.

Average RPI Win:	157	WON-LOST	WINNING	LAST 10	STRENGTH OF	OPP. STRENGTH	TEAM	ADJ.	CONF.	ADJ CONF.
Average RPI Loss:	67	RECORD	PCT. RANK	GAMES	SCHEDULE	OF SCHEDULE	RPI	RPI	RPI	RPI
DIV. I ONLY	8- 3	68	8-2	152	9	33	33	14	14	
DIV. I NON-CONF.	8- 3	68	8-2	154	9	33	33	14	14	
TOTALS	RPI 1-25	RPI 26-50	W-L RECORDS	RPI 51-100	RPI 101-150	RPI 150+				
8- 3	0- 2	1- 0	OVERALL	2- 0	1- 0	4- 1				
4- 0	0- 0	1- 0	HOME	1- 0	1- 0	1- 0				
3- 3	0- 2	0- 0	AWAY	1- 0	0- 0	2- 1				
1- 0	0- 0	0- 0	NEUTRAL	0- 0	0- 0	1- 0				
8- 3	0- 2	1- 0	NON-CONFERENCE	2- 0	1- 0	4- 1				
4- 0	0- 0	1- 0	HOME	1- 0	1- 0	1- 0				
3- 3	0- 2	0- 0	AWAY	1- 0	0- 0	2- 1				
1- 0	0- 0	0- 0	NEUTRAL	0- 0	0- 0	1- 0				
0- 0	0- 0	0- 0	CONFERENCE	0- 0	0- 0	0- 0				
0- 0	0- 0	0- 0	HOME	0- 0	0- 0	0- 0				
0- 0	0- 0	0- 0	AWAY	0- 0	0- 0	0- 0				
0- 0	0- 0	0- 0	NEUTRAL	0- 0	0- 0	0- 0				

RPI 1-25				RPI 26-50				Team's RPI: 33				RPI 51-100				RPI 101+			
RPI	S	Opponent	Score	RPI	S	Opponent	Score	RPI	S	Opponent	Score	RPI	S	Opponent	Score	RPI	S	Opponent	Score
4	A	Louisville	56 75	35	H	Oklahoma	74 63	68	A	Ball St.	91 86	102	H	Belmont	77 46				
18	A	Purdue	50 67					69	H	Central Mich.	93 58	158	A	Samford	88 84				
												179	A	Saint Mary's (CA)	73 80				
												245	H	Little Rock	77 58				
												272	N	Tulsa	76 63				
												306	A	Mercer	75 62				
LAST 10 Division I																			
18	A	Purdue	50 67	35	H	Oklahoma	74 63	68	A	Ball St.	91 86	102	H	Belmont	77 46				
158	A	Samford	88 84	179	A	Saint Mary's (CA)	73 80	245	H	Little Rock	77 58	272	N	Tulsa	76 63				
68	A	Ball St.	91 86	306	A	Mercer	75 62	69	H	Central Mich.	93 58								
102	H	Belmont	77 46																
306	A	Mercer	75 62																

Non-Div I Games:

Western Ky.

■ Loss,
■ Non-Conf, S Site,
■ Home
■ Away
N Neutral

Average RPI Win:	328	WON-LOST	WINNING	LAST 10	STRENGTH OF	OPP. STRENGTH	TEAM	ADJ.	CONF.	ADJ CONF.
Average RPI Loss:	141	RECORD	PCT. RANK	GAMES	SCHEDULE	OF SCHEDULE	RPI	RPI	RPI	RPI
DIV. I ONLY	4- 3	138	4-3	333	265	274	274	10	10	
DIV. I NON-CONF.	4- 3	138	4-3	335	266	277	277	10	10	
TOTALS	RPI 1-25	RPI 26-50	W-L RECORDS	RPI 51-100	RPI 101-150	RPI 150+				
4- 3	0- 0	0- 1	OVERALL	0- 0	0- 0	4- 2				
2- 1	0- 0	0- 0	HOME	0- 0	0- 0	2- 1				
1- 2	0- 0	0- 1	AWAY	0- 0	0- 0	1- 1				
1- 0	0- 0	0- 0	NEUTRAL	0- 0	0- 0	1- 0				
4- 3	0- 0	0- 1	NON-CONFERENCE	0- 0	0- 0	4- 2				
2- 1	0- 0	0- 0	HOME	0- 0	0- 0	2- 1				
1- 2	0- 0	0- 1	AWAY	0- 0	0- 0	1- 1				
1- 0	0- 0	0- 0	NEUTRAL	0- 0	0- 0	1- 0				
0- 0	0- 0	0- 0	CONFERENCE	0- 0	0- 0	0- 0				
0- 0	0- 0	0- 0	HOME	0- 0	0- 0	0- 0				
0- 0	0- 0	0- 0	AWAY	0- 0	0- 0	0- 0				
0- 0	0- 0	0- 0	NEUTRAL	0- 0	0- 0	0- 0				

RPI 1-25			RPI 26-50			RPI 51-100			RPI 101+			Team's RPI: 274
RPI	S	Opponent	Score	RPI	S	Opponent	Score	RPI	S	Opponent	Score	
				37	A	Michigan	55 76					
								170	H	Fla. Atlantic	79 80	
								216	A	UTEP	46 76	
								321	N	New Mexico St.	79 76	
								323	H	Detroit Mercy	82 67	
								324	A	UIC	80 52	
								343	H	Chicago St.	90 69	
LAST 10 Division I												
				343	H	Chicago St.	90 69	216	A	UTEP	46 76	
				324	A	UIC	80 52	170	H	Fla. Atlantic	79 80	
				321	N	New Mexico St.	79 76	323	H	Detroit Mercy	82 67	
								37	A	Michigan	55 76	

Non-Div I Games: Kentucky St. 80 41

Western Mich.

■ Loss,
 ■ Non-Conf, S Site,
 ■ Home
 ■ Away
 N Neutral

Average RPI Win:	191	WON-LOST	WINNING	LAST 10	STRENGTH OF	OPP. STRENGTH	TEAM	ADJ.	CONF.	ADJ CONF.
Average RPI Loss:	69	RECORD	PCT. RANK	GAMES	SCHEDULE	OF SCHEDULE	RPI	RPI	RPI	RPI
DIV. I ONLY	7- 4	99	7-3	265	4	130	130	8	8	
DIV. I NON-CONF.	7- 4	99	7-3	265	4	131	131	8	8	
TOTALS	RPI 1-25	RPI 26-50	W-L RECORDS	RPI 51-100	RPI 101-150	RPI 150+				
7- 4	0- 2	1- 1	OVERALL	0- 0	0- 0	6- 1				
5- 1	0- 0	1- 1	HOME	0- 0	0- 0	4- 0				
1- 3	0- 2	0- 0	AWAY	0- 0	0- 0	1- 1				
1- 0	0- 0	0- 0	NEUTRAL	0- 0	0- 0	1- 0				
7- 4	0- 2	1- 1	NON-CONFERENCE	0- 0	0- 0	6- 1				
5- 1	0- 0	1- 1	HOME	0- 0	0- 0	4- 0				
1- 3	0- 2	0- 0	AWAY	0- 0	0- 0	1- 1				
1- 0	0- 0	0- 0	NEUTRAL	0- 0	0- 0	1- 0				
0- 0	0- 0	0- 0	CONFERENCE	0- 0	0- 0	0- 0				
0- 0	0- 0	0- 0	HOME	0- 0	0- 0	0- 0				
0- 0	0- 0	0- 0	AWAY	0- 0	0- 0	0- 0				
0- 0	0- 0	0- 0	NEUTRAL	0- 0	0- 0	0- 0				

RPI 1-25				RPI 26-50				RPI 51-100				RPI 101+ Team's RPI: 130			
RPI	S	Opponent	Score	RPI	S	Opponent	Score	RPI	S	Opponent	Score	RPI	S	Opponent	Score
3	A	Missouri St.	55 68	35	H	Oklahoma	88 83					156	N	Montana St.	66 64
11	A	Creighton	46 56	47	H	UNI	50 61					190	H	Eastern Mich.	63 52
												214	H	Houston Baptist	59 42
												215	A	Oral Roberts	66 79
												222	H	Southern U.	69 63
												227	A	Louisiana Tech	88 80
												290	H	Ark.-Pine Bluff	100 50
LAST 10 Division I															
290	H	Ark.-Pine Bluff	100 50	156	N	Montana St.	66 64								
11	A	Creighton	46 56	214	H	Houston Baptist	59 42								
190	H	Eastern Mich.	63 52	227	A	Louisiana Tech	88 80								
3	A	Missouri St.	55 68	222	H	Southern U.	69 63								
35	H	Oklahoma	88 83	215	A	Oral Roberts	66 79								

Non-Div I Games:

Wichita St.

William & Mary

Through Games Of Dec. 20, 2019

Average RPI Win:	254	WON-LOST	WINNING	LAST 10	STRENGTH OF	OPP. STRENGTH	TEAM	ADJ.	CONF.	ADJ CONF.
Average RPI Loss:	67	RECORD	PCT. RANK	GAMES	SCHEDULE	OF SCHEDULE	RPI	RPI	RPI	RPI
DIV. I ONLY	8- 2	46	8-2	339	77	168	168	18	18	
DIV. I NON-CONF.	8- 2	46	8-2	340	77	168	168	18	18	
TOTALS	RPI 1-25	RPI 26-50	W-L RECORDS	RPI 51-100	RPI 101-150	RPI 150+				
8- 2	0- 0	0- 0	OVERALL	0- 2	0- 0	8- 0				
4- 1	0- 0	0- 0	HOME	0- 1	0- 0	4- 0				
4- 1	0- 0	0- 0	AWAY	0- 1	0- 0	4- 0				
0- 0	0- 0	0- 0	NEUTRAL	0- 0	0- 0	0- 0				
8- 2	0- 0	0- 0	NON-CONFERENCE	0- 2	0- 0	8- 0				
4- 1	0- 0	0- 0	HOME	0- 1	0- 0	4- 0				
4- 1	0- 0	0- 0	AWAY	0- 1	0- 0	4- 0				
0- 0	0- 0	0- 0	NEUTRAL	0- 0	0- 0	0- 0				
0- 0	0- 0	0- 0	CONFERENCE	0- 0	0- 0	0- 0				
0- 0	0- 0	0- 0	HOME	0- 0	0- 0	0- 0				
0- 0	0- 0	0- 0	AWAY	0- 0	0- 0	0- 0				
0- 0	0- 0	0- 0	NEUTRAL	0- 0	0- 0	0- 0				

RPI S	Opponent	Score	RPI S	Opponent	Score	RPI S	Opponent	Score	RPI S	Opponent	Score	Team's RPI: 168
						57	H Old Dominion	58 69	189	A VCU	69 55	
						76	A Richmond	73 76	205	H Norfolk St.	65 56	
									226	A Delaware St.	73 52	
									236	A East Carolina	78 68	
									263	A Army West Point	77 65	
									287	H UMES	78 50	
									301	H Hartford	61 44	
									327	H UMBC	76 48	
LAST 10 Division I												
189	A VCU	69 55	205	H Norfolk St.	65 56							
57	H Old Dominion	58 69	76	A Richmond	73 76							
226	A Delaware St.	73 52	236	A East Carolina	78 68							
301	H Hartford	61 44	287	H UMES	78 50							
327	H UMBC	76 48	263	A Army West Point	77 65							

Non-Div I Games:

William & Mary

Loss, Non-Conf, S Site, H Home A Away N Neutral

Winthrop

Through Games Of Dec. 20, 2019

Average RPI Win:	306	WON-LOST	WINNING	LAST 10	STRENGTH OF	OPP. STRENGTH	TEAM	ADJ.	CONF.	ADJ CONF.
Average RPI Loss:	195	RECORD	PCT. RANK	GAMES	SCHEDULE	OF SCHEDULE	RPI	RPI	RPI	RPI
DIV. I ONLY	2- 6	274	2-6	309	242	314	314	29	29	
DIV. I NON-CONF.	2- 6	274	2-6	309	245	315	315	29	29	
TOTALS	RPI 1-25	RPI 26-50	W-L RECORDS	RPI 51-100	RPI 101-150	RPI 150+				
2- 6	0- 0	0- 1	OVERALL	0- 1	0- 0	2- 4				
0- 3	0- 0	0- 0	HOME	0- 0	0- 0	0- 3				
2- 2	0- 0	0- 1	AWAY	0- 1	0- 0	2- 0				
0- 1	0- 0	0- 0	NEUTRAL	0- 0	0- 0	0- 1				
2- 6	0- 0	0- 1	NON-CONFERENCE	0- 1	0- 0	2- 4				
0- 3	0- 0	0- 0	HOME	0- 0	0- 0	0- 3				
2- 2	0- 0	0- 1	AWAY	0- 1	0- 0	2- 0				
0- 1	0- 0	0- 0	NEUTRAL	0- 0	0- 0	0- 1				
0- 0	0- 0	0- 0	CONFERENCE	0- 0	0- 0	0- 0				
0- 0	0- 0	0- 0	HOME	0- 0	0- 0	0- 0				
0- 0	0- 0	0- 0	AWAY	0- 0	0- 0	0- 0				
0- 0	0- 0	0- 0	NEUTRAL	0- 0	0- 0	0- 0				

RPI 1-25				RPI 26-50				RPI 51-100				RPI 101+				Team's RPI: 314	
RPI	S	Opponent	Score	RPI	S	Opponent	Score	RPI	S	Opponent	Score	RPI	S	Opponent	Score		
				40	A	Kentucky	36 91	57	A	Old Dominion	44 68	204	H	Iona	61 68		
												277	H	Ga. Southern	47 91		
												291	N	Wofford	59 60		
												292	A	UNCW	75 63		
												300	H	Col. of Charleston	73 84		
												320	A	N.C. Central	56 46		
LAST 10 Division I																	
				40	A	Kentucky	36 91	292	A	UNCW	75 63						
				300	H	Col. of Charleston	73 84	320	A	N.C. Central	56 46						
				277	H	Ga. Southern	47 91	204	H	Iona	61 68						
				291	N	Wofford	59 60										
				57	A	Old Dominion	44 68										

Non-Div I Games:

Winthrop

 Loss,
 Non-Conf,
 S Site,
 H Home
 A Away
N Neutral

Average RPI Win:	208	WON-LOST	WINNING	LAST 10	STRENGTH OF	OPP. STRENGTH	TEAM	ADJ.	CONF.	ADJ CONF.
Average RPI Loss:	32	RECORD	PCT. RANK	GAMES	SCHEDULE	OF SCHEDULE	RPI	RPI	RPI	RPI
DIV. I ONLY	8- 3	68	7-3	200	60	83	83	2	2	
DIV. I NON-CONF.	8- 3	68	7-3	201	59	82	82	2	2	
TOTALS	RPI 1-25	RPI 26-50	W-L RECORDS	RPI 51-100	RPI 101-150	RPI 150+				
8- 3	0- 0	0- 3	OVERALL	2- 0	0- 0	6- 0				
6- 0	0- 0	0- 0	HOME	1- 0	0- 0	5- 0				
1- 2	0- 0	0- 2	AWAY	0- 0	0- 0	1- 0				
1- 1	0- 0	0- 1	NEUTRAL	1- 0	0- 0	0- 0				
8- 3	0- 0	0- 3	NON-CONFERENCE	2- 0	0- 0	6- 0				
6- 0	0- 0	0- 0	HOME	1- 0	0- 0	5- 0				
1- 2	0- 0	0- 2	AWAY	0- 0	0- 0	1- 0				
1- 1	0- 0	0- 1	NEUTRAL	1- 0	0- 0	0- 0				
0- 0	0- 0	0- 0	CONFERENCE	0- 0	0- 0	0- 0				
0- 0	0- 0	0- 0	HOME	0- 0	0- 0	0- 0				
0- 0	0- 0	0- 0	AWAY	0- 0	0- 0	0- 0				
0- 0	0- 0	0- 0	NEUTRAL	0- 0	0- 0	0- 0				

RPI 1-25				RPI 26-50				RPI 51-100				Team's RPI: 83	RPI 101+			
RPI	S	Opponent	Score	RPI	S	Opponent	Score	RPI	S	Opponent	Score		RPI	S	Opponent	Score
				31	A	Georgia Tech	41 60	68	N	Ball St.	67 56		193	H	Milwaukee	71 40
				32	A	Colorado	57 74	73	H	North Florida	75 62		225	H	Prairie View	68 42
				34	N	Arkansas	64 68						247	H	Eastern Ill.	63 55
													284	H	Alabama St.	85 67
													286	A	North Dakota St.	64 63
													291	H	Wofford	78 65
LAST 10 Division I																
				31	A	Georgia Tech	41 60	225	H	Prairie View	68 42					
				34	N	Arkansas	64 68	284	H	Alabama St.	85 67					
				68	N	Ball St.	67 56	286	A	North Dakota St.	64 63					
				247	H	Eastern Ill.	63 55	32	A	Colorado	57 74					
				193	H	Milwaukee	71 40	291	H	Wofford	78 65					

Non-Div I Games:

Wisconsin

Wofford

Through Games Of Dec. 20, 2019

Average RPI Win:	283	WON-LOST	WINNING	LAST 10	STRENGTH OF	OPP. STRENGTH	TEAM	ADJ.	CONF.	ADJ CONF.
Average RPI Loss:	181	RECORD	PCT. RANK	GAMES	SCHEDULE	OF SCHEDULE	RPI	RPI	RPI	RPI
DIV. I ONLY	4- 7	227	4-6	211	330	291	291	21	21	
DIV. I NON-CONF.	4- 7	227	4-6	212	331	292	292	21	21	
TOTALS	RPI 1-25	RPI 26-50	W-L RECORDS	RPI 51-100	RPI 101-150	RPI 150+				
4- 7	0- 0	0- 0	OVERALL	0- 1	0- 2	4- 4				
3- 3	0- 0	0- 0	HOME	0- 0	0- 1	3- 2				
0- 4	0- 0	0- 0	AWAY	0- 1	0- 1	0- 2				
1- 0	0- 0	0- 0	NEUTRAL	0- 0	0- 0	1- 0				
4- 7	0- 0	0- 0	NON-CONFERENCE	0- 1	0- 2	4- 4				
3- 3	0- 0	0- 0	HOME	0- 0	0- 1	3- 2				
0- 4	0- 0	0- 0	AWAY	0- 1	0- 1	0- 2				
1- 0	0- 0	0- 0	NEUTRAL	0- 0	0- 0	1- 0				
0- 0	0- 0	0- 0	CONFERENCE	0- 0	0- 0	0- 0				
0- 0	0- 0	0- 0	HOME	0- 0	0- 0	0- 0				
0- 0	0- 0	0- 0	AWAY	0- 0	0- 0	0- 0				
0- 0	0- 0	0- 0	NEUTRAL	0- 0	0- 0	0- 0				

RPI S	Opponent	Score	RPI S	Opponent	Score	RPI S	Opponent	Score	RPI S	Opponent	Score	Team's RPI: 291
						83 A	Wisconsin	65 78	105 A	Auburn	82 84	
									139 H	Coastal Caro.	73 78	
									162 A	Gardner-Webb	53 67	
									228 A	Northern Ky.	72 80	
									266 H	Presbyterian	67 60	
									273 H	UNC Asheville	75 38	
									275 H	Appalachian St.	51 54	
									277 H	Ga. Southern	57 70	
									280 H	Longwood	79 76	
									314 N	Winthrop	60 59	
LAST 10 Division I												
			277 H	Ga. Southern	57 70		228 A	Northern Ky.	72 80			
			266 H	Presbyterian	67 60		273 H	UNC Asheville	75 38			
			314 N	Winthrop	60 59		275 H	Appalachian St.	51 54			
			280 H	Longwood	79 76		162 A	Gardner-Webb	53 67			
			139 H	Coastal Caro.	73 78		83 A	Wisconsin	65 78			

Non-Div I Games: Erskine 100 38 UNKNOWN 89 38

Wofford

Loss, Non-Conf, S Site, H Home A Away N Neutral

Average RPI Win:	203	WON-LOST	WINNING	LAST 10	STRENGTH OF	OPP. STRENGTH	TEAM	ADJ.	CONF.	ADJ CONF.
Average RPI Loss:	113	RECORD	PCT. RANK	GAMES	SCHEDULE	OF SCHEDULE	RPI	RPI	RPI	RPI
DIV. I ONLY	4- 5	191	4-5	113	158	146	146	16	16	
DIV. I NON-CONF.	4- 5	192	4-5	111	160	147	147	16	16	
TOTALS	RPI 1-25	RPI 26-50	W-L RECORDS	RPI 51-100	RPI 101-150	RPI 150+				
4- 5	0- 0	0- 1	OVERALL	1- 2	0- 1	3- 1				
1- 1	0- 0	0- 0	HOME	1- 1	0- 0	0- 0				
2- 2	0- 0	0- 0	AWAY	0- 1	0- 1	2- 0				
1- 2	0- 0	0- 1	NEUTRAL	0- 0	0- 0	1- 1				
4- 5	0- 0	0- 1	NON-CONFERENCE	1- 2	0- 1	3- 1				
1- 1	0- 0	0- 0	HOME	1- 1	0- 0	0- 0				
2- 2	0- 0	0- 0	AWAY	0- 1	0- 1	2- 0				
1- 2	0- 0	0- 1	NEUTRAL	0- 0	0- 0	1- 1				
0- 0	0- 0	0- 0	CONFERENCE	0- 0	0- 0	0- 0				
0- 0	0- 0	0- 0	HOME	0- 0	0- 0	0- 0				
0- 0	0- 0	0- 0	AWAY	0- 0	0- 0	0- 0				
0- 0	0- 0	0- 0	NEUTRAL	0- 0	0- 0	0- 0				

RPI 1-25				RPI 26-50				RPI 51-100				RPI 101+				Team's RPI: 146	
RPI	S	Opponent	Score	RPI	S	Opponent	Score	RPI	S	Opponent	Score	RPI	S	Opponent	Score		
				43	N	Kansas	63 74	53	H	Abilene Christian	64 83	116	A	Iowa St.	71 79		
								89	H	CSU Bakersfield	65 60	178	A	SMU	69 61		
								94	A	UT Arlington	62 68	257	N	St. Bonaventure	56 57		
												262	A	Xavier	86 74		
												282	N	Loyola Maryland	66 51		
LAST 10 Division I																	
				94	A	UT Arlington	62 68	257	N	St. Bonaventure	56 57						
				282	N	Loyola Maryland	66 51	116	A	Iowa St.	71 79						
				43	N	Kansas	63 74	178	A	SMU	69 61						
				262	A	Xavier	86 74	53	H	Abilene Christian	64 83						
				89	H	CSU Bakersfield	65 60										

Non-Div I Games: Marian (IN) 64 60

Wright St.

■ Loss,
 ■ Non-Conf,
 ■ S Site,
 ■ H Home
 ■ A Away
 N Neutral

Average RPI Win:	256	WON-LOST	WINNING	LAST 10	STRENGTH OF	OPP. STRENGTH	TEAM	ADJ.	CONF.	ADJ CONF.
Average RPI Loss:	114	RECORD	PCT. RANK	GAMES	SCHEDULE	OF SCHEDULE	RPI	RPI	RPI	RPI
DIV. I ONLY	5- 5	162	5-5	230	130	187	187	23	23	
DIV. I NON-CONF.	3- 5	220	3-5	215	105	245	245	24	24	
TOTALS	RPI 1-25	RPI 26-50	W-L RECORDS	RPI 51-100	RPI 101-150	RPI 150+				
5- 5	0- 1	0- 1	OVERALL	0- 0	0- 2	5- 1				
2- 3	0- 1	0- 1	HOME	0- 0	0- 1	2- 0				
3- 2	0- 0	0- 0	AWAY	0- 0	0- 1	3- 1				
0- 0	0- 0	0- 0	NEUTRAL	0- 0	0- 0	0- 0				
3- 5	0- 1	0- 1	NON-CONFERENCE	0- 0	0- 2	3- 1				
2- 3	0- 1	0- 1	HOME	0- 0	0- 1	2- 0				
1- 2	0- 0	0- 0	AWAY	0- 0	0- 1	1- 1				
0- 0	0- 0	0- 0	NEUTRAL	0- 0	0- 0	0- 0				
2- 0	0- 0	0- 0	CONFERENCE	0- 0	0- 0	2- 0				
0- 0	0- 0	0- 0	HOME	0- 0	0- 0	0- 0				
2- 0	0- 0	0- 0	AWAY	0- 0	0- 0	2- 0				
0- 0	0- 0	0- 0	NEUTRAL	0- 0	0- 0	0- 0				

RPI 1-25				RPI 26-50				RPI 51-100				RPI 101+ Team's RPI: 187			
RPI	S	Opponent	Score	RPI	S	Opponent	Score	RPI	S	Opponent	Score	RPI	S	Opponent	Score
6	H	Gonzaga	54 65	32	H	Colorado	56 66					132	A	South Dakota St.	40 67
												142	H	Northern Colo.	44 46
												164	A	New Mexico	73 66
												179	H	Saint Mary's (CA)	69 67
												258	A	Denver	57 71
												286	A	North Dakota St.	66 57
												315	A	Air Force	65 63
												336	H	Mississippi Val.	95 22
LAST 10 Division I															
315	A	Air Force	65 63	6	H	Gonzaga	54 65								
286	A	North Dakota St.	66 57	142	H	Northern Colo.	44 46								
132	A	South Dakota St.	40 67	336	H	Mississippi Val.	95 22								
32	H	Colorado	56 66	164	A	New Mexico	73 66								
258	A	Denver	57 71	179	H	Saint Mary's (CA)	69 67								

Non-Div I Games: Colo. Christian 70 31

Wyoming

■ Loss,
 ■ Non-Conf, S Site,
 ■ Home
 ■ Away
 N Neutral

Average RPI Win:	195	WON-LOST	WINNING	LAST 10	STRENGTH OF	OPP. STRENGTH	TEAM	ADJ.	CONF.	ADJ CONF.
Average RPI Loss:	118	RECORD	PCT. RANK	GAMES	SCHEDULE	OF SCHEDULE	RPI	RPI	RPI	RPI
DIV. I ONLY	1- 9	328	1-9	44	204	262	262	6	6	
DIV. I NON-CONF.	1- 9	328	1-9	45	208	264	264	6	6	
TOTALS	RPI 1-25	RPI 26-50	W-L RECORDS	RPI 51-100	RPI 101-150	RPI 150+				
1- 9	0- 0	0- 1	OVERALL	0- 2	0- 3	1- 3				
1- 4	0- 0	0- 1	HOME	0- 0	0- 2	1- 1				
0- 4	0- 0	0- 0	AWAY	0- 2	0- 1	0- 1				
0- 1	0- 0	0- 0	NEUTRAL	0- 0	0- 0	0- 1				
1- 9	0- 0	0- 1	NON-CONFERENCE	0- 2	0- 3	1- 3				
1- 4	0- 0	0- 1	HOME	0- 0	0- 2	1- 1				
0- 4	0- 0	0- 0	AWAY	0- 2	0- 1	0- 1				
0- 1	0- 0	0- 0	NEUTRAL	0- 0	0- 0	0- 1				
0- 0	0- 0	0- 0	CONFERENCE	0- 0	0- 0	0- 0				
0- 0	0- 0	0- 0	HOME	0- 0	0- 0	0- 0				
0- 0	0- 0	0- 0	AWAY	0- 0	0- 0	0- 0				
0- 0	0- 0	0- 0	NEUTRAL	0- 0	0- 0	0- 0				

RPI	S	Opponent	Score	RPI	S	Opponent	Score	RPI	S	Opponent	Score	RPI	S	Opponent	Score	Team's RPI: 262
32	H	Colorado	53 62	62	A	Temple	65 78	110	A	Rider	57 64	125	H	Cincinnati	78 85	
				68	A	Ball St.	49 70	146	H	Wright St.	74 86	155	A	Robert Morris	57 71	
								177	N	Florida	64 67	185	H	Eastern Ky.	55 56	
								195	H	Utah	70 63					
LAST 10 Division I																
155	A	Robert Morris	57 71	177	N	Florida	64 67	125	H	Cincinnati	78 85	32	H	Colorado	53 62	
146	H	Wright St.	74 86	185	H	Eastern Ky.	55 56	195	H	Utah	70 63	62	A	Temple	65 78	
68	A	Ball St.	49 70													
110	A	Rider	57 64													
62	A	Temple	65 78													

Non-Div I Games:

Xavier

Average RPI Win:	206	WON-LOST	WINNING	LAST 10	STRENGTH OF	OPP. STRENGTH	TEAM	ADJ.	CONF.	ADJ CONF.
Average RPI Loss:	46	RECORD	PCT. RANK	GAMES	SCHEDULE	OF SCHEDULE	RPI	RPI	RPI	RPI
DIV. I ONLY	7- 3	79	7-3	134	138	65	65	9	9	
DIV. I NON-CONF.	7- 3	78	7-3	133	138	65	65	9	9	
TOTALS	RPI 1-25	RPI 26-50	W-L RECORDS	RPI 51-100	RPI 101-150	RPI 150+				
7- 3	0- 1	0- 0	OVERALL	1- 2	0- 0	6- 0				
3- 1	0- 0	0- 0	HOME	1- 1	0- 0	2- 0				
3- 2	0- 1	0- 0	AWAY	0- 1	0- 0	3- 0				
1- 0	0- 0	0- 0	NEUTRAL	0- 0	0- 0	1- 0				
7- 3	0- 1	0- 0	NON-CONFERENCE	1- 2	0- 0	6- 0				
3- 1	0- 0	0- 0	HOME	1- 1	0- 0	2- 0				
3- 2	0- 1	0- 0	AWAY	0- 1	0- 0	3- 0				
1- 0	0- 0	0- 0	NEUTRAL	0- 0	0- 0	1- 0				
0- 0	0- 0	0- 0	CONFERENCE	0- 0	0- 0	0- 0				
0- 0	0- 0	0- 0	HOME	0- 0	0- 0	0- 0				
0- 0	0- 0	0- 0	AWAY	0- 0	0- 0	0- 0				
0- 0	0- 0	0- 0	NEUTRAL	0- 0	0- 0	0- 0				

RPI	S	Opponent	Score	RPI	S	Opponent	Score	RPI	S	Opponent	Score	RPI	S	Opponent	Score
16	A	UCLA	65 100					55	H	St. John's (NY)	66 80	165	N	Fresno St.	87 67
								58	H	Providence	82 79	211	A	Northeastern	78 63
								66	A	Colgate	67 70	218	H	Quinnipiac	63 59
												240	A	UMass Lowell	67 59
												269	A	LMU (CA)	81 65
												283	H	Sacred Heart	87 40
LAST 10 Division I															
16	A	UCLA	65 100	283	H	Sacred Heart	87 40	55	H	St. John's (NY)	66 80				
211	A	Northeastern	78 63	269	A	LMU (CA)	81 65	165	N	Fresno St.	87 67				
240	A	UMass Lowell	67 59	58	H	Providence	82 79								
66	A	Colgate	67 70												
218	H	Quinnipiac	63 59												

Non-Div I Games:

Yale

Average RPI Win:	225	WON-LOST	WINNING	LAST 10	STRENGTH OF	OPP. STRENGTH	TEAM	ADJ.	CONF.	ADJ CONF.
Average RPI Loss:	87	RECORD	PCT. RANK	GAMES	SCHEDULE	OF SCHEDULE	RPI	RPI	RPI	RPI
DIV. I ONLY	5- 4	143	5-4	241	57	154	154	16	16	
DIV. I NON-CONF.	5- 4	141	5-4	243	57	153	153	16	16	
TOTALS	RPI 1-25	RPI 26-50	W-L RECORDS	RPI 51-100	RPI 101-150	RPI 150+				
5- 4	0- 1	0- 0	OVERALL	0- 1	0- 1	5- 1				
3- 1	0- 0	0- 0	HOME	0- 1	0- 0	3- 0				
2- 3	0- 1	0- 0	AWAY	0- 0	0- 1	2- 1				
0- 0	0- 0	0- 0	NEUTRAL	0- 0	0- 0	0- 0				
5- 4	0- 1	0- 0	NON-CONFERENCE	0- 1	0- 1	5- 1				
3- 1	0- 0	0- 0	HOME	0- 1	0- 0	3- 0				
2- 3	0- 1	0- 0	AWAY	0- 0	0- 1	2- 1				
0- 0	0- 0	0- 0	NEUTRAL	0- 0	0- 0	0- 0				
0- 0	0- 0	0- 0	CONFERENCE	0- 0	0- 0	0- 0				
0- 0	0- 0	0- 0	HOME	0- 0	0- 0	0- 0				
0- 0	0- 0	0- 0	AWAY	0- 0	0- 0	0- 0				
0- 0	0- 0	0- 0	NEUTRAL	0- 0	0- 0	0- 0				

RPI S	Opponent	Score	RPI S	Opponent	Score	RPI S	Opponent	Score	RPI S	Opponent	Score	Team's RPI: 154
10	A Indiana	56 93				70	H Kent St.	73 82	111	A Akron	62 91	
									155	A Robert Morris	43 58	
									185	A Eastern Ky.	72 63	
									190	H Eastern Mich.	79 77	
									201	A Saint Francis (PA)	56 46	
									208	H Wagner	64 42	
									340	H Canisius	87 59	
LAST 10 Division I												
111	A Akron	62 91	10	A Indiana	56 93	201	A Saint Francis (PA)	56 46				
190	H Eastern Mich.	79 77				185	A Eastern Ky.	72 63				
155	A Robert Morris	43 58	70	H Kent St.	73 82	208	H Wagner	64 42				
340	H Canisius	87 59										

Non-Div I Games: Lake Erie 83 48 Muskingum 92 46

Youngstown St.

Loss, Non-Conf, S Site, H Home A Away N Neutral