

Average RPI Win:	297	WON-LOST	WINNING	LAST 10	STRENGTH OF	OPP. STRENGTH	TEAM	ADJ.	CONF.	ADJ CONF.
Average RPI Loss:	139	RECORD	PCT. RANK	GAMES	SCHEDULE	OF SCHEDULE	RPI	RPI	RPI	RPI
DIV. I ONLY	4- 3	137	4-3	337	87	224	224	26	26	
DIV. I NON-CONF.	3- 3	163	3-3	326	96	216	216	26	26	
TOTALS	RPI 1-25	RPI 26-50	W-L RECORDS	RPI 51-100	RPI 101-150	RPI 150+				
4- 3	0- 1	0- 0	OVERALL	0- 0	0- 0	4- 2				
2- 0	0- 0	0- 0	HOME	0- 0	0- 0	2- 0				
1- 3	0- 1	0- 0	AWAY	0- 0	0- 0	1- 2				
1- 0	0- 0	0- 0	NEUTRAL	0- 0	0- 0	1- 0				
3- 3	0- 1	0- 0	NON-CONFERENCE	0- 0	0- 0	3- 2				
1- 0	0- 0	0- 0	HOME	0- 0	0- 0	1- 0				
1- 3	0- 1	0- 0	AWAY	0- 0	0- 0	1- 2				
1- 0	0- 0	0- 0	NEUTRAL	0- 0	0- 0	1- 0				
1- 0	0- 0	0- 0	CONFERENCE	0- 0	0- 0	1- 0				
1- 0	0- 0	0- 0	HOME	0- 0	0- 0	1- 0				
0- 0	0- 0	0- 0	AWAY	0- 0	0- 0	0- 0				
0- 0	0- 0	0- 0	NEUTRAL	0- 0	0- 0	0- 0				

RPI 1-25				RPI 26-50				RPI 51-100				RPI 101+ Team's RPI: 224			
RPI	S	Opponent	Score	RPI	S	Opponent	Score	RPI	S	Opponent	Score	RPI	S	Opponent	Score
3	A	Missouri St.	51 79									176	A	Texas St.	48 57
												230	N	Prairie View	64 52
												237	A	South Alabama	82 83
												279	H	Nicholls St.	55 49
												339	A	UTRGV	59 54
												339	H	UTRGV	61 50
LAST 10 Division I															
279	H	Nicholls St.	55 49	237	A	South Alabama	82 83								
339	A	UTRGV	59 54	3	A	Missouri St.	51 79								
176	A	Texas St.	48 57												
339	H	UTRGV	61 50												
230	N	Prairie View	64 52												

Non-Div I Games: UNKNOWN 75 55 Huston-Tillotson 63 49 Texas Wesleyan 90 52

A&M-Corpus Christi

Loss, Non-Conf, S Site, H Home A Away N Neutral

Average RPI Win:	171	WON-LOST	WINNING	LAST 10	STRENGTH OF	OPP. STRENGTH	TEAM	ADJ.	CONF.	ADJ CONF.
Average RPI Loss:	32	RECORD	PCT. RANK	GAMES	SCHEDULE	OF SCHEDULE	RPI	RPI	RPI	RPI
DIV. I ONLY	4- 1	45	4-1	242	7	48	48	26	26	
DIV. I NON-CONF.	3- 1	63	3-1	134	16	29	29	26	26	

TOTALS	RPI 1-25	RPI 26-50	W-L RECORDS	RPI 51-100	RPI 101-150	RPI 150+
4- 1	0- 0	0- 1	OVERALL	1- 0	0- 0	3- 0
2- 0	0- 0	0- 0	HOME	0- 0	0- 0	2- 0
2- 1	0- 0	0- 1	AWAY	1- 0	0- 0	1- 0
0- 0	0- 0	0- 0	NEUTRAL	0- 0	0- 0	0- 0
3- 1	0- 0	0- 1	NON-CONFERENCE	1- 0	0- 0	2- 0
1- 0	0- 0	0- 0	HOME	0- 0	0- 0	1- 0
2- 1	0- 0	0- 1	AWAY	1- 0	0- 0	1- 0
0- 0	0- 0	0- 0	NEUTRAL	0- 0	0- 0	0- 0
1- 0	0- 0	0- 0	CONFERENCE	0- 0	0- 0	1- 0
1- 0	0- 0	0- 0	HOME	0- 0	0- 0	1- 0
0- 0	0- 0	0- 0	AWAY	0- 0	0- 0	0- 0
0- 0	0- 0	0- 0	NEUTRAL	0- 0	0- 0	0- 0

RPI 1-25				RPI 26-50		Team's RPI: 48		RPI 51-100				RPI 101+			
RPI	S	Opponent	Score	RPI	S	Opponent	Score	RPI	S	Opponent	Score	RPI	S	Opponent	Score
				32	A	Oklahoma	65 78					155	H	New Orleans	76 62
								94	A	Wright St.	83 64	170	A	Portland	76 69
												265	H	Tulsa	73 63
LAST 10 Division I															
				32	A	Oklahoma	65 78	155	H	New Orleans	76 62				
				94	A	Wright St.	83 64	265	H	Tulsa	73 63				
								170	A	Portland	76 69				

Non-Div I Games: Howard Payne 96 38 Schreiner 110 37 Southwest (NM) 104 52 McMurry 111 43
Abilene Christian

Air Force

Through Games Of Dec. 19, 2019

Average RPI Win:	317	WON-LOST	WINNING	LAST 10	STRENGTH OF	OPP. STRENGTH	TEAM	ADJ.	CONF.	ADJ CONF.
Average RPI Loss:	189	RECORD	PCT. RANK	GAMES	SCHEDULE	OF SCHEDULE	RPI	RPI	RPI	RPI
DIV. I ONLY	2- 9	307	2-8	247	289	314	314	22	22	
DIV. I NON-CONF.	1- 8	321	1-7	259	257	334	334	22	22	
TOTALS	RPI 1-25	RPI 26-50	W-L RECORDS	RPI 51-100	RPI 101-150	RPI 150+				
2- 9	0- 0	0- 0	OVERALL	0- 1	0- 1	2- 7				
1- 4	0- 0	0- 0	HOME	0- 0	0- 0	1- 4				
1- 5	0- 0	0- 0	AWAY	0- 1	0- 1	1- 3				
0- 0	0- 0	0- 0	NEUTRAL	0- 0	0- 0	0- 0				
1- 8	0- 0	0- 0	NON-CONFERENCE	0- 1	0- 1	1- 6				
1- 3	0- 0	0- 0	HOME	0- 0	0- 0	1- 3				
0- 5	0- 0	0- 0	AWAY	0- 1	0- 1	0- 3				
0- 0	0- 0	0- 0	NEUTRAL	0- 0	0- 0	0- 0				
1- 1	0- 0	0- 0	CONFERENCE	0- 0	0- 0	1- 1				
0- 1	0- 0	0- 0	HOME	0- 0	0- 0	0- 1				
1- 0	0- 0	0- 0	AWAY	0- 0	0- 0	1- 0				
0- 0	0- 0	0- 0	NEUTRAL	0- 0	0- 0	0- 0				

RPI 1-25				RPI 26-50				RPI 51-100				RPI 101+				Team's RPI: 314	
RPI	S	Opponent	Score	RPI	S	Opponent	Score	RPI	S	Opponent	Score	RPI	S	Opponent	Score		
								76	A	Arizona St.	56	87	138	A	Northern Colo.	62	72
												165	A	Tennessee	54	81	
												170	H	Portland	56	72	
												183	H	Wyoming	63	65	
												217	H	San Diego	59	70	
												234	A	Navy	59	67	
												250	A	Long Beach St.	68	74	
												267	H	Army West Point	66	68	
												309	H	NJIT	68	48	
												324	A	Nevada	68	61	
LAST 10 Division I																	
				250	A	Long Beach St.	68	74				165	A	Tennessee	54	81	
				324	A	Nevada	68	61				234	A	Navy	59	67	
				183	H	Wyoming	63	65				170	H	Portland	56	72	
				267	H	Army West Point	66	68				138	A	Northern Colo.	62	72	
				309	H	NJIT	68	48				217	H	San Diego	59	70	

Non-Div I Games:

Air Force

Loss, Non-Conf, S Site, H Home A Away N Neutral

A
k
r
o
nA
k
r
o
n

Akron

Page 4

Alabama

Through Games Of Dec. 19, 2019

Average RPI Win: 160	WON-LOST	WINNING	LAST 10	STRENGTH OF	OPP. STRENGTH	TEAM	ADJ.	CONF.	ADJ CONF.
Average RPI Loss: 145	RECORD	PCT. RANK	GAMES	SCHEDULE	OF SCHEDULE	RPI	RPI	RPI	RPI
DIV. I ONLY	8- 3	67	8-2	55	223	60	60	4	4
DIV. I NON-CONF.	8- 3	67	8-2	56	225	60	60	4	4
TOTALS	RPI 1-25	RPI 26-50	W-L RECORDS	RPI 51-100	RPI 101-150	RPI 150+			
8- 3	0- 0	1- 0	OVERALL	2- 0	0- 2	5- 1			
4- 2	0- 0	0- 0	HOME	2- 0	0- 1	2- 1			
3- 0	0- 0	0- 0	AWAY	0- 0	0- 0	3- 0			
1- 1	0- 0	1- 0	NEUTRAL	0- 0	0- 1	0- 0			
8- 3	0- 0	1- 0	NON-CONFERENCE	2- 0	0- 2	5- 1			
4- 2	0- 0	0- 0	HOME	2- 0	0- 1	2- 1			
3- 0	0- 0	0- 0	AWAY	0- 0	0- 0	3- 0			
1- 1	0- 0	1- 0	NEUTRAL	0- 0	0- 1	0- 0			
0- 0	0- 0	0- 0	CONFERENCE	0- 0	0- 0	0- 0			
0- 0	0- 0	0- 0	HOME	0- 0	0- 0	0- 0			
0- 0	0- 0	0- 0	AWAY	0- 0	0- 0	0- 0			
0- 0	0- 0	0- 0	NEUTRAL	0- 0	0- 0	0- 0			

RPI S	Opponent	Score	RPI S	Opponent	Score	RPI S	Opponent	Score	RPI S	Opponent	Score
			49 N	UNI	87 77	67 H	Colgate	72 52	102 N	Southern California	57 60
						85 H	North Carolina	83 77	114 H	Iowa St.	66 75
									173 A	Tulane	66 56
									174 H	Bethune-Cookman	60 49
									184 A	Clemson	67 54
									218 H	Hampton	61 64
									237 A	South Alabama	74 62
									307 H	Mercer	111 56
LAST 10 Division I											
174 H	Bethune-Cookman	60 49	102 N	Southern California	57 60						
85 H	North Carolina	83 77	49 N	UNI	87 77						
67 H	Colgate	72 52	173 A	Tulane	66 56						
114 H	Iowa St.	66 75	237 A	South Alabama	74 62						
184 A	Clemson	67 54	307 H	Mercer	111 56						

Non-Div I Games:

Alabama

■ Loss,
 ■ Non-Conf, S Site,
 ■ Home
 ■ Away
 N Neutral

Average RPI Win:	287	WON-LOST	WINNING	LAST 10	STRENGTH OF	OPP. STRENGTH	TEAM	ADJ.	CONF.	ADJ CONF.
Average RPI Loss:	142	RECORD	PCT. RANK	GAMES	SCHEDULE	OF SCHEDULE	RPI	RPI	RPI	RPI
DIV. I ONLY	3- 6	235	3-6	142	306	195	195	28	28	
DIV. I NON-CONF.	3- 6	232	3-6	143	304	196	196	28	28	
TOTALS	RPI 1-25	RPI 26-50	W-L RECORDS	RPI 51-100	RPI 101-150	RPI 150+				
3- 6	0- 0	0- 0	OVERALL	0- 3	0- 1	3- 2				
0- 2	0- 0	0- 0	HOME	0- 2	0- 0	0- 0				
3- 3	0- 0	0- 0	AWAY	0- 1	0- 1	3- 1				
0- 1	0- 0	0- 0	NEUTRAL	0- 0	0- 0	0- 1				
3- 6	0- 0	0- 0	NON-CONFERENCE	0- 3	0- 1	3- 2				
0- 2	0- 0	0- 0	HOME	0- 2	0- 0	0- 0				
3- 3	0- 0	0- 0	AWAY	0- 1	0- 1	3- 1				
0- 1	0- 0	0- 0	NEUTRAL	0- 0	0- 0	0- 1				
0- 0	0- 0	0- 0	CONFERENCE	0- 0	0- 0	0- 0				
0- 0	0- 0	0- 0	HOME	0- 0	0- 0	0- 0				
0- 0	0- 0	0- 0	AWAY	0- 0	0- 0	0- 0				
0- 0	0- 0	0- 0	NEUTRAL	0- 0	0- 0	0- 0				

RPI 1-25			RPI 26-50			RPI 51-100			RPI 101+			Team's RPI: 195
RPI	S	Opponent	Score	RPI	S	Opponent	Score	RPI	S	Opponent	Score	
						73 H Austin Peay	61 67	130 A Cincinnati		47 62		
						77 H North Florida	64 73	239 N North Ala.		65 80		
						87 A Nebraska	46 68	245 A California Baptist		55 60		
								249 A Denver		86 83		
								297 A San Diego St.		61 53		
								316 A Georgia St.		67 52		
LAST 10 Division I												
130 A Cincinnati		47 62	316 A Georgia St.		67 52							
73 H Austin Peay		61 67	77 H North Florida		64 73							
249 A Denver		86 83	245 A California Baptist		55 60							
239 N North Ala.		65 80	297 A San Diego St.		61 53							
			87 A Nebraska		46 68							

Non-Div I Games:

Alabama A&M

■ Loss,
 ■ Non-Conf,
 ■ S Site,
 ■ H Home
 ■ A Away
 N Neutral

Average RPI Win:	342	WON-LOST	WINNING	LAST 10	STRENGTH OF	OPP. STRENGTH	TEAM	ADJ.	CONF.	ADJ CONF.
Average RPI Loss:	118	RECORD	PCT. RANK	GAMES	SCHEDULE	OF SCHEDULE	RPI	RPI	RPI	RPI
DIV. I ONLY	1- 7	318	1-7	111	147	281	281	28	28	
DIV. I NON-CONF.	1- 7	318	1-7	111	147	282	282	28	28	
TOTALS	RPI 1-25	RPI 26-50	W-L RECORDS	RPI 51-100	RPI 101-150	RPI 150+				
1- 7	0- 2	0- 0	OVERALL	0- 1	0- 1	1- 3				
1- 2	0- 0	0- 0	HOME	0- 0	0- 0	1- 2				
0- 5	0- 2	0- 0	AWAY	0- 1	0- 1	0- 1				
0- 0	0- 0	0- 0	NEUTRAL	0- 0	0- 0	0- 0				
1- 7	0- 2	0- 0	NON-CONFERENCE	0- 1	0- 1	1- 3				
1- 2	0- 0	0- 0	HOME	0- 0	0- 0	1- 2				
0- 5	0- 2	0- 0	AWAY	0- 1	0- 1	0- 1				
0- 0	0- 0	0- 0	NEUTRAL	0- 0	0- 0	0- 0				
0- 0	0- 0	0- 0	CONFERENCE	0- 0	0- 0	0- 0				
0- 0	0- 0	0- 0	HOME	0- 0	0- 0	0- 0				
0- 0	0- 0	0- 0	AWAY	0- 0	0- 0	0- 0				
0- 0	0- 0	0- 0	NEUTRAL	0- 0	0- 0	0- 0				

RPI 1-25				RPI 26-50				RPI 51-100				RPI 101+ Team's RPI: 281			
RPI	S	Opponent	Score	RPI	S	Opponent	Score	RPI	S	Opponent	Score	RPI	S	Opponent	Score
6	A	South Carolina	43 103					63	A	Wisconsin	67 85	128	A	South Fla.	29 80
16	A	DePaul	76 105									184	A	Clemson	43 76
												188	H	Samford	48 83
												239	H	North Ala.	60 81
												342	H	Jacksonville St.	68 63
LAST 10 Division I															
239	H	North Ala.	60 81	342	H	Jacksonville St.	68 63								
16	A	DePaul	76 105	184	A	Clemson	43 76								
63	A	Wisconsin	67 85	6	A	South Carolina	43 103								
128	A	South Fla.	29 80												
188	H	Samford	48 83												

Non-Div I Games: Mobile 76 66 Paine 84 58

Alabama St.

■ Loss,
 ■ Non-Conf,
 ■ S Site,
 ■ Home
 ■ A Away
 N Neutral

Albany (NY)

Through Games Of Dec. 19, 2019

Average RPI Win:	278	WON-LOST	WINNING	LAST 10	STRENGTH OF	OPP. STRENGTH	TEAM	ADJ.	CONF.	ADJ CONF.
Average RPI Loss:	187	RECORD	PCT. RANK	GAMES	SCHEDULE	OF SCHEDULE	RPI	RPI	RPI	RPI
DIV. I ONLY	3- 7	251	3-7	318	192	313	313	27	27	
DIV. I NON-CONF.	3- 7	250	3-7	318	195	314	314	27	27	
TOTALS	RPI 1-25	RPI 26-50	W-L RECORDS	RPI 51-100	RPI 101-150	RPI 150+				
3- 7	0- 0	0- 0	OVERALL	0- 1	0- 1	3- 5				
1- 4	0- 0	0- 0	HOME	0- 0	0- 0	1- 4				
2- 3	0- 0	0- 0	AWAY	0- 1	0- 1	2- 1				
0- 0	0- 0	0- 0	NEUTRAL	0- 0	0- 0	0- 0				
3- 7	0- 0	0- 0	NON-CONFERENCE	0- 1	0- 1	3- 5				
1- 4	0- 0	0- 0	HOME	0- 0	0- 0	1- 4				
2- 3	0- 0	0- 0	AWAY	0- 1	0- 1	2- 1				
0- 0	0- 0	0- 0	NEUTRAL	0- 0	0- 0	0- 0				
0- 0	0- 0	0- 0	CONFERENCE	0- 0	0- 0	0- 0				
0- 0	0- 0	0- 0	HOME	0- 0	0- 0	0- 0				
0- 0	0- 0	0- 0	AWAY	0- 0	0- 0	0- 0				
0- 0	0- 0	0- 0	NEUTRAL	0- 0	0- 0	0- 0				

RPI 1-25			RPI 26-50			RPI 51-100			RPI 101+			Team's RPI: 313
RPI	S	Opponent	Score	RPI	S	Opponent	Score	RPI	S	Opponent	Score	
						78 A Marist	52 76			120 A Syracuse	53 75	
										161 H Columbia	82 78	
										169 H Cornell	51 71	
										208 H St. Francis Brooklyn	41 49	
										226 H Boston U.	58 60	
										235 H Lafayette	47 54	
										276 A Siena	46 52	
										334 A Canisius	70 53	
										338 A Central Conn. St.	73 63	
LAST 10 Division I												
338 A		Central Conn. St.	73 63	208 H		St. Francis Brooklyn	41 49					
334 A		Canisius	70 53	276 A		Siena	46 52					
235 H		Lafayette	47 54	78 A		Marist	52 76					
226 H		Boston U.	58 60	169 H		Cornell	51 71					
120 A		Syracuse	53 75	161 H		Columbia	82 78					

Non-Div I Games: FDU-Florham 81 21

Albany (NY)

Loss, Non-Conf, S Site, H Home A Away N Neutral

Average RPI Win: 340		WON-LOST	WINNING	LAST 10	STRENGTH OF	OPP. STRENGTH	TEAM	ADJ.	CONF.	ADJ CONF.
Average RPI Loss: 188		RECORD	PCT. RANK	GAMES	SCHEDULE	OF SCHEDULE	RPI	RPI	RPI	RPI
DIV. I ONLY		2- 7	285	2-7	301	274	319	319	28	28
DIV. I NON-CONF.		2- 7	284	2-7	302	275	319	319	28	28
TOTALS		RPI 1-25	RPI 26-50	W-L RECORDS	RPI 51-100	RPI 101-150	RPI 150+			
2- 7	0- 0		0- 0	OVERALL	0- 0	0- 1	2- 6			
1- 1	0- 0		0- 0	HOME	0- 0	0- 0	1- 1			
1- 4	0- 0		0- 0	AWAY	0- 0	0- 1	1- 3			
0- 2	0- 0		0- 0	NEUTRAL	0- 0	0- 0	0- 2			
2- 7	0- 0		0- 0	NON-CONFERENCE	0- 0	0- 1	2- 6			
1- 1	0- 0		0- 0	HOME	0- 0	0- 0	1- 1			
1- 4	0- 0		0- 0	AWAY	0- 0	0- 1	1- 3			
0- 2	0- 0		0- 0	NEUTRAL	0- 0	0- 0	0- 2			
0- 0	0- 0		0- 0	CONFERENCE	0- 0	0- 0	0- 0			
0- 0	0- 0		0- 0	HOME	0- 0	0- 0	0- 0			
0- 0	0- 0		0- 0	AWAY	0- 0	0- 0	0- 0			
0- 0	0- 0		0- 0	NEUTRAL	0- 0	0- 0	0- 0			

RPI 1-25				RPI 26-50				RPI 51-100				RPI 101+				Team's RPI: 319	
RPI	S	Opponent	Score	RPI	S	Opponent	Score	RPI	S	Opponent	Score	RPI	S	Opponent	Score		
												122	A	Memphis	51	57	
												152	A	SFA	62	67	
												175	H	UAB	65	86	
												184	N	Clemson	46	77	
												189	A	North Texas	31	67	
												207	A	UTEP	47	92	
												288	N	Ole Miss	55	73	
												331	A	Tennessee St.	62	57	
												348	H	Florida A&M	58	42	
LAST 10 Division I																	
				184	N	Clemson	46	77	175	H	UAB	65	86				
				288	N	Ole Miss	55	73	348	H	Florida A&M	58	42				
				331	A	Tennessee St.	62	57	152	A	SFA	62	67				
				207	A	UTEP	47	92	122	A	Memphis	51	57				
				189	A	North Texas	31	67									

Non-Div I Games:	Tougaloo	85	61	Louisiana Col.	86	50
------------------	----------	----	----	----------------	----	----

Alcorn

■ Loss, ■ Non-Conf, S Site, H Home A Away N Neutral

American				Through Games of Dec. 19, 1919						
Average RPI Win:	248	WON-LOST	WINNING	LAST 10	STRENGTH OF	OPP. STRENGTH	TEAM	ADJ.	CONF.	ADJ CONF.
Average RPI Loss:	140	RECORD	PCT. RANK	GAMES	SCHEDULE	OF SCHEDULE	RPI	RPI	RPI	RPI
DIV. I ONLY	3- 6	235	3-6	201	221	243	243	13	13	
DIV. I NON-CONF.	3- 6	232	3-6	203	223	243	243	13	13	
TOTALS	RPI 1-25		RPI 26-50	W-L RECORDS	RPI 51-100	RPI 101-150	RPI 150+			
3- 6	0- 0		0- 1	OVERALL	0- 1	1- 1	2- 3			
2- 1	0- 0		0- 1	HOME	0- 0	1- 0	1- 0			
1- 4	0- 0		0- 0	AWAY	0- 0	0- 1	1- 3			
0- 1	0- 0		0- 0	NEUTRAL	0- 1	0- 0	0- 0			
3- 6	0- 0		0- 1	NON-CONFERENCE	0- 1	1- 1	2- 3			
2- 1	0- 0		0- 1	HOME	0- 0	1- 0	1- 0			
1- 4	0- 0		0- 0	AWAY	0- 0	0- 1	1- 3			
0- 1	0- 0		0- 0	NEUTRAL	0- 1	0- 0	0- 0			
0- 0	0- 0		0- 0	CONFERENCE	0- 0	0- 0	0- 0			
0- 0	0- 0		0- 0	HOME	0- 0	0- 0	0- 0			
0- 0	0- 0		0- 0	AWAY	0- 0	0- 0	0- 0			
0- 0	0- 0		0- 0	NEUTRAL	0- 0	0- 0	0- 0			

[illegible]

Non-Div I Games:

American

■ Loss, ■ Non-Conf, S Site, H Home A Away N Neutral

Average RPI Win:	297	WON-LOST	WINNING	LAST 10	STRENGTH OF	OPP. STRENGTH	TEAM	ADJ.	CONF.	ADJ CONF.
Average RPI Loss:	151	RECORD	PCT. RANK	GAMES	SCHEDULE	OF SCHEDULE	RPI	RPI	RPI	RPI
DIV. I ONLY	2- 7	285	2-7	214	159	278	278	25	25	
DIV. I NON-CONF.	2- 7	284	2-7	215	160	281	281	25	25	
TOTALS	RPI 1-25	RPI 26-50	W-L RECORDS	RPI 51-100	RPI 101-150	RPI 150+				
2- 7	0- 1	0- 1	OVERALL	0- 0	0- 0	2- 5				
1- 2	0- 0	0- 0	HOME	0- 0	0- 0	1- 2				
1- 4	0- 1	0- 1	AWAY	0- 0	0- 0	1- 2				
0- 1	0- 0	0- 0	NEUTRAL	0- 0	0- 0	0- 1				
2- 7	0- 1	0- 1	NON-CONFERENCE	0- 0	0- 0	2- 5				
1- 2	0- 0	0- 0	HOME	0- 0	0- 0	1- 2				
1- 4	0- 1	0- 1	AWAY	0- 0	0- 0	1- 2				
0- 1	0- 0	0- 0	NEUTRAL	0- 0	0- 0	0- 1				
0- 0	0- 0	0- 0	CONFERENCE	0- 0	0- 0	0- 0				
0- 0	0- 0	0- 0	HOME	0- 0	0- 0	0- 0				
0- 0	0- 0	0- 0	AWAY	0- 0	0- 0	0- 0				
0- 0	0- 0	0- 0	NEUTRAL	0- 0	0- 0	0- 0				

RPI 1-25				RPI 26-50				RPI 51-100				RPI 101+				Team's RPI: 278
RPI	S	Opponent	Score	RPI	S	Opponent	Score	RPI	S	Opponent	Score	RPI	S	Opponent	Score	
6	A	South Carolina	50 92	39	A	Michigan	35 62					174	N	Bethune-Cookman	44 61	
												178	H	Gardner-Webb	56 67	
												194	A	Elon	66 67	
												200	A	VCU	38 66	
												264	H	ETSU	61 67	
												286	A	Wofford	54 51	
												307	H	Mercer	77 68	
LAST 10 Division I																
264	H	ETSU	61 67	174	N	Bethune-Cookman	44 61									
178	H	Gardner-Webb	56 67	39	A	Michigan	35 62									
6	A	South Carolina	50 92	286	A	Wofford	54 51									
194	A	Elon	66 67	307	H	Mercer	77 68									
200	A	VCU	38 66													

Non-Div I Games:

Appalachian St.

■ Loss,
 ■ Non-Conf, S Site,
 ■ Home
 ■ Away
 N Neutral

Average RPI Win:	204	WON-LOST	WINNING	LAST 10	STRENGTH OF	OPP. STRENGTH	TEAM	ADJ.	CONF.	ADJ CONF.
Average RPI Loss:	0	RECORD	PCT. RANK	GAMES	SCHEDULE	OF SCHEDULE	RPI	RPI	RPI	RPI
DIV. I ONLY	10- 0	1	10-0	308	74	58	58	1	1	
DIV. I NON-CONF.	10- 0	1	10-0	309	73	58	58	1	1	
TOTALS	RPI 1-25	RPI 26-50	W-L RECORDS	RPI 51-100	RPI 101-150	RPI 150+				
10- 0	0- 0	0- 0	OVERALL	1- 0	2- 0	7- 0				
6- 0	0- 0	0- 0	HOME	1- 0	1- 0	4- 0				
4- 0	0- 0	0- 0	AWAY	0- 0	1- 0	3- 0				
0- 0	0- 0	0- 0	NEUTRAL	0- 0	0- 0	0- 0				
10- 0	0- 0	0- 0	NON-CONFERENCE	1- 0	2- 0	7- 0				
6- 0	0- 0	0- 0	HOME	1- 0	1- 0	4- 0				
4- 0	0- 0	0- 0	AWAY	0- 0	1- 0	3- 0				
0- 0	0- 0	0- 0	NEUTRAL	0- 0	0- 0	0- 0				
0- 0	0- 0	0- 0	CONFERENCE	0- 0	0- 0	0- 0				
0- 0	0- 0	0- 0	HOME	0- 0	0- 0	0- 0				
0- 0	0- 0	0- 0	AWAY	0- 0	0- 0	0- 0				
0- 0	0- 0	0- 0	NEUTRAL	0- 0	0- 0	0- 0				

RPI S	Opponent	Score	RPI S	Opponent	Score	RPI S	Opponent	Score	RPI S	Opponent	Score
						95	H North Dakota	74 42	123	A Texas	83 58
									131	H Santa Clara	65 52
									163	H Monmouth	86 34
									168	A Montana	77 42
									207	A UTEP	54 43
									230	H Prairie View	83 48
									254	H UC Riverside	70 27
									331	H Tennessee St.	77 42
									340	A Chicago St.	82 50
LAST 10 Division I											
230	H	Prairie View	83	48	331	H	Tennessee St.	77	42		
123	A	Texas	83	58	207	A	UTEP	54	43		
340	A	Chicago St.	82	50	163	H	Monmouth	86	34		
131	H	Santa Clara	65	52	254	H	UC Riverside	70	27		
95	H	North Dakota	74	42	168	A	Montana	77	42		

Non-Div I Games:

Arizona

Average RPI Win: 228		WON-LOST	WINNING	LAST 10	STRENGTH OF	OPP. STRENGTH	TEAM	ADJ.	CONF.	ADJ CONF.
Average RPI Loss: 28		RECORD	PCT. RANK	GAMES	SCHEDULE	OF SCHEDULE	RPI	RPI	RPI	RPI
DIV. I ONLY		9- 2	40	8-2	227	124	76	76	1	1
DIV. I NON-CONF.		9- 2	40	8-2	228	124	76	76	1	1
TOTALS		RPI 1-25	RPI 26-50		W-L RECORDS		RPI 51-100	RPI 101-150	RPI 150+	
9- 2	0- 1	0- 1		OVERALL		1- 0	2- 0	6- 0		
6- 0	0- 0	0- 0		HOME		0- 0	2- 0	4- 0		
1- 1	0- 0	0- 1		AWAY		0- 0	0- 0	1- 0		
2- 1	0- 1	0- 0		NEUTRAL		1- 0	0- 0	1- 0		
9- 2	0- 1	0- 1		NON-CONFERENCE		1- 0	2- 0	6- 0		
6- 0	0- 0	0- 0		HOME		0- 0	2- 0	4- 0		
1- 1	0- 0	0- 1		AWAY		0- 0	0- 0	1- 0		
2- 1	0- 1	0- 0		NEUTRAL		1- 0	0- 0	1- 0		
0- 0	0- 0	0- 0		CONFERENCE		0- 0	0- 0	0- 0		
0- 0	0- 0	0- 0		HOME		0- 0	0- 0	0- 0		
0- 0	0- 0	0- 0		AWAY		0- 0	0- 0	0- 0		
0- 0	0- 0	0- 0		NEUTRAL		0- 0	0- 0	0- 0		

RPI 1-25			
RPI	S	Opponent	Score
15	N	Purdue	52 59

RPI 26-50			
RPI	S	Opponent	Score
41	A	Minnesota	66 80

RPI 51-100				Team's RPI: 76	
RPI	S	Opponent	Score		
82	N	Middle Tenn.	61	60	

RPI 101+			
RPI	S	Opponent	Score
119	H	BYU	60 52
148	H	New Mexico	84 47
236	N	Maine	57 31
267	H	Army West Point	83 51
277	H	Idaho St.	74 69
293	H	Cal Poly	66 41
314	H	Air Force	87 56
315	A	New Mexico St.	70 47

LAST 10 Division I									
15	N	Purdue	52	59	315	A	New Mexico St.	70	47
236	N	Maine	57	31	148	H	New Mexico	84	47
293	H	Cal Poly	66	41	277	H	Idaho St.	74	69
41	A	Minnesota	66	80	119	H	BYU	60	52
267	H	Army West Point	83	51	82	N	Middle Tenn.	61	60

Non-Div I Games:

Arizona St.

Loss, Non-Conf, S Site, H Home A Away N Neutral

Ark.-Pine Bluff

Through Games Of Dec. 19, 2019

Average RPI Win:	0	WON-LOST	WINNING	LAST 10	STRENGTH OF	OPP. STRENGTH	TEAM	ADJ.	CONF.	ADJ CONF.
Average RPI Loss:	153	RECORD	PCT. RANK	GAMES	SCHEDULE	OF SCHEDULE	RPI	RPI	RPI	RPI
DIV. I ONLY	0- 8	336	0-8	77	266	303	303	28	28	
DIV. I NON-CONF.	0- 8	336	0-8	76	267	302	302	28	28	
TOTALS	RPI 1-25	RPI 26-50	W-L RECORDS	RPI 51-100	RPI 101-150	RPI 150+				
0- 8	0- 0	0- 0	OVERALL	0- 1	0- 4	0- 3				
0- 0	0- 0	0- 0	HOME	0- 0	0- 0	0- 0				
0- 8	0- 0	0- 0	AWAY	0- 1	0- 4	0- 3				
0- 0	0- 0	0- 0	NEUTRAL	0- 0	0- 0	0- 0				
0- 8	0- 0	0- 0	NON-CONFERENCE	0- 1	0- 4	0- 3				
0- 0	0- 0	0- 0	HOME	0- 0	0- 0	0- 0				
0- 8	0- 0	0- 0	AWAY	0- 1	0- 4	0- 3				
0- 0	0- 0	0- 0	NEUTRAL	0- 0	0- 0	0- 0				
0- 0	0- 0	0- 0	CONFERENCE	0- 0	0- 0	0- 0				
0- 0	0- 0	0- 0	HOME	0- 0	0- 0	0- 0				
0- 0	0- 0	0- 0	AWAY	0- 0	0- 0	0- 0				
0- 0	0- 0	0- 0	NEUTRAL	0- 0	0- 0	0- 0				

RPI 1-25				RPI 26-50				RPI 51-100				RPI 101+				Team's RPI: 303	
RPI	S	Opponent	Score	RPI	S	Opponent	Score	RPI	S	Opponent	Score	RPI	S	Opponent	Score		
								74	A	Washington St.	56	85	114	A	Iowa St.	40	90
													134	A	Coastal Caro.	69	76
													142	A	Wichita St.	50	100
													145	A	Illinois	50	65
													165	A	Tennessee	51	92
													193	A	Milwaukee	55	69
													259	A	Arkansas St.	60	81
LAST 10 Division I																	
				145	A	Illinois	50	65	142	A	Wichita St.	50	100				
				193	A	Milwaukee	55	69	259	A	Arkansas St.	60	81				
				134	A	Coastal Caro.	69	76	74	A	Washington St.	56	85				
									114	A	Iowa St.	40	90				
									165	A	Tennessee	51	92				

Non-Div I Games:

Ark.-Pine Bluff

■ Loss,
 ■ Non-Conf,
 ■ S Site,
 ■ Home
 ■ A Away
 N Neutral

Arkansas

Through Games Of Dec. 19, 2019

Average RPI Win:	197	WON-LOST	WINNING	LAST 10	STRENGTH OF	OPP. STRENGTH	TEAM	ADJ.	CONF.	ADJ CONF.
Average RPI Loss:	50	RECORD	PCT. RANK	GAMES	SCHEDULE	OF SCHEDULE	RPI	RPI	RPI	RPI
DIV. I ONLY	10- 1	14	9-1	185	152	37	37	4	4	
DIV. I NON-CONF.	10- 1	14	9-1	186	152	38	38	4	4	
TOTALS	RPI 1-25	RPI 26-50	W-L RECORDS	RPI 51-100	RPI 101-150	RPI 150+				
10- 1	0- 0	0- 1	OVERALL	1- 0	2- 0	7- 0				
8- 0	0- 0	0- 0	HOME	0- 0	2- 0	6- 0				
0- 1	0- 0	0- 1	AWAY	0- 0	0- 0	0- 0				
2- 0	0- 0	0- 0	NEUTRAL	1- 0	0- 0	1- 0				
10- 1	0- 0	0- 1	NON-CONFERENCE	1- 0	2- 0	7- 0				
8- 0	0- 0	0- 0	HOME	0- 0	2- 0	6- 0				
0- 1	0- 0	0- 1	AWAY	0- 0	0- 0	0- 0				
2- 0	0- 0	0- 0	NEUTRAL	1- 0	0- 0	1- 0				
0- 0	0- 0	0- 0	CONFERENCE	0- 0	0- 0	0- 0				
0- 0	0- 0	0- 0	HOME	0- 0	0- 0	0- 0				
0- 0	0- 0	0- 0	AWAY	0- 0	0- 0	0- 0				
0- 0	0- 0	0- 0	NEUTRAL	0- 0	0- 0	0- 0				

RPI 1-25				RPI 26-50				Team's RPI: 37				RPI 51-100				RPI 101+			
RPI	S	Opponent	Score	RPI	S	Opponent	Score	RPI	S	Opponent	Score	RPI	S	Opponent	Score	RPI	S	Opponent	Score
				50	A	California	80 84					63	N	Wisconsin	68 64	111	H	Stony Brook	88 58
																112	H	Belmont	91 60
																155	H	New Orleans	82 52
																159	N	Fordham	71 59
																222	H	Oral Roberts	96 64
																229	H	Kansas St.	81 72
																265	H	Tulsa	91 41
																310	H	McNeese	101 58
																344	H	Northwestern St.	99 39
LAST 10 Division I																			
				344	H	Northwestern St.	99 39					229	H	Kansas St.	81 72				
				265	H	Tulsa	91 41					63	N	Wisconsin	68 64				
				111	H	Stony Brook	88 58					159	N	Fordham	71 59				
				222	H	Oral Roberts	96 64					50	A	California	80 84				
				310	H	McNeese	101 58					112	H	Belmont	91 60				

Non-Div I Games:

Arkansas

■ Loss,
■ Non-Conf, S Site,
■ Home
■ Away
N Neutral

Average RPI Win:	300	WON-LOST	WINNING	LAST 10	STRENGTH OF	OPP. STRENGTH	TEAM	ADJ.	CONF.	ADJ CONF.
Average RPI Loss:	117	RECORD	PCT. RANK	GAMES	SCHEDULE	OF SCHEDULE	RPI	RPI	RPI	RPI
DIV. I ONLY	2- 7	285	2-7	186	168	259	259	25	25	
DIV. I NON-CONF.	2- 7	284	2-7	187	169	260	260	25	25	
TOTALS	RPI 1-25	RPI 26-50	W-L RECORDS	RPI 51-100	RPI 101-150	RPI 150+				
2- 7	0- 1	0- 1	OVERALL	0- 0	0- 3	2- 2				
1- 1	0- 0	0- 0	HOME	0- 0	0- 0	1- 1				
1- 5	0- 1	0- 1	AWAY	0- 0	0- 2	1- 1				
0- 1	0- 0	0- 0	NEUTRAL	0- 0	0- 1	0- 0				
2- 7	0- 1	0- 1	NON-CONFERENCE	0- 0	0- 3	2- 2				
1- 1	0- 0	0- 0	HOME	0- 0	0- 0	1- 1				
1- 5	0- 1	0- 1	AWAY	0- 0	0- 2	1- 1				
0- 1	0- 0	0- 0	NEUTRAL	0- 0	0- 1	0- 0				
0- 0	0- 0	0- 0	CONFERENCE	0- 0	0- 0	0- 0				
0- 0	0- 0	0- 0	HOME	0- 0	0- 0	0- 0				
0- 0	0- 0	0- 0	AWAY	0- 0	0- 0	0- 0				
0- 0	0- 0	0- 0	NEUTRAL	0- 0	0- 0	0- 0				

RPI 1-25				RPI 26-50				RPI 51-100				RPI 101+ Team's RPI: 259			
RPI	S	Opponent	Score	RPI	S	Opponent	Score	RPI	S	Opponent	Score	RPI	S	Opponent	Score
16	A	DePaul	64 109	30	A	Baylor	43 111					113	N	N.C. A&T	50 55
												117	A	Murray St.	62 77
												122	A	Memphis	50 78
												154	H	Southeast Mo. St.	67 79
												265	A	Tulsa	77 79
												297	A	San Diego St.	71 62
												303	H	Ark.-Pine Bluff	81 60
LAST 10 Division I															
				30	A	Baylor	43 111	303	H	Ark.-Pine Bluff	81 60				
				122	A	Memphis	50 78	297	A	San Diego St.	71 62				
				154	H	Southeast Mo. St.	67 79	117	A	Murray St.	62 77				
				265	A	Tulsa	77 79	113	N	N.C. A&T	50 55				
								16	A	DePaul	64 109				

Non-Div I Games: Central Baptist 88 63

Arkansas St.

■ Loss,
 ■ Non-Conf,
 ■ S Site,
 ■ Home
 ■ A Away
 N Neutral

Army West Point

Through Games Of Dec. 19, 2019

Average RPI Win:	330	WON-LOST	WINNING	LAST 10	STRENGTH OF	OPP. STRENGTH	TEAM	ADJ.	CONF.	ADJ CONF.
Average RPI Loss:	137	RECORD	PCT. RANK	GAMES	SCHEDULE	OF SCHEDULE	RPI	RPI	RPI	RPI
DIV. I ONLY	3- 7	251	3-7	220	271	267	267	13	13	
DIV. I NON-CONF.	3- 7	250	3-7	221	272	270	270	13	13	
TOTALS	RPI 1-25	RPI 26-50	W-L RECORDS	RPI 51-100	RPI 101-150	RPI 150+				
3- 7	0- 1	0- 0	OVERALL	0- 2	0- 0	3- 4				
1- 3	0- 1	0- 0	HOME	0- 0	0- 0	1- 2				
2- 4	0- 0	0- 0	AWAY	0- 2	0- 0	2- 2				
0- 0	0- 0	0- 0	NEUTRAL	0- 0	0- 0	0- 0				
3- 7	0- 1	0- 0	NON-CONFERENCE	0- 2	0- 0	3- 4				
1- 3	0- 1	0- 0	HOME	0- 0	0- 0	1- 2				
2- 4	0- 0	0- 0	AWAY	0- 2	0- 0	2- 2				
0- 0	0- 0	0- 0	NEUTRAL	0- 0	0- 0	0- 0				
0- 0	0- 0	0- 0	CONFERENCE	0- 0	0- 0	0- 0				
0- 0	0- 0	0- 0	HOME	0- 0	0- 0	0- 0				
0- 0	0- 0	0- 0	AWAY	0- 0	0- 0	0- 0				
0- 0	0- 0	0- 0	NEUTRAL	0- 0	0- 0	0- 0				

RPI 1-25				RPI 26-50				RPI 51-100				RPI 101+ Team's RPI: 267			
RPI	S	Opponent	Score	RPI	S	Opponent	Score	RPI	S	Opponent	Score	RPI	S	Opponent	Score
18	H	TCU	52 66					71	A	St. John's (NY)	60 96	161	H	Columbia	62 71
								76	A	Arizona St.	51 83	179	H	William & Mary	65 77
												208	A	St. Francis Brooklyn	64 70
												247	A	Manhattan	56 86
												314	A	Air Force	68 66
												336	H	LIU Brooklyn	67 60
												341	A	Fairleigh Dickinson	70 68
LAST 10 Division I															
247	A	Manhattan	56 86	341	A	Fairleigh Dickinson	70 68								
71	A	St. John's (NY)	60 96	18	H	TCU	52 66								
336	H	LIU Brooklyn	67 60	161	H	Columbia	62 71								
76	A	Arizona St.	51 83	208	A	St. Francis Brooklyn	64 70								
179	H	William & Mary	65 77	314	A	Air Force	68 66								

Non-Div I Games:

Army West Point

Loss, Non-Conf, S Site, H Home A Away N Neutral

Average RPI Win:	201	WON-LOST	WINNING	LAST 10	STRENGTH OF	OPP. STRENGTH	TEAM	ADJ.	CONF.	ADJ CONF.
Average RPI Loss:	72	RECORD	PCT. RANK	GAMES	SCHEDULE	OF SCHEDULE	RPI	RPI	RPI	RPI
DIV. I ONLY	5- 5	164	5-5	40	134	97	97	4	4	
DIV. I NON-CONF.	5- 5	163	5-5	42	134	97	97	4	4	
TOTALS	RPI 1-25	RPI 26-50	W-L RECORDS	RPI 51-100	RPI 101-150	RPI 150+				
5- 5	0- 2	0- 0	OVERALL	0- 2	1- 0	4- 1				
3- 1	0- 0	0- 0	HOME	0- 1	0- 0	3- 0				
1- 2	0- 1	0- 0	AWAY	0- 0	0- 0	1- 1				
1- 2	0- 1	0- 0	NEUTRAL	0- 1	1- 0	0- 0				
5- 5	0- 2	0- 0	NON-CONFERENCE	0- 2	1- 0	4- 1				
3- 1	0- 0	0- 0	HOME	0- 1	0- 0	3- 0				
1- 2	0- 1	0- 0	AWAY	0- 0	0- 0	1- 1				
1- 2	0- 1	0- 0	NEUTRAL	0- 1	1- 0	0- 0				
0- 0	0- 0	0- 0	CONFERENCE	0- 0	0- 0	0- 0				
0- 0	0- 0	0- 0	HOME	0- 0	0- 0	0- 0				
0- 0	0- 0	0- 0	AWAY	0- 0	0- 0	0- 0				
0- 0	0- 0	0- 0	NEUTRAL	0- 0	0- 0	0- 0				

RPI 1-25				RPI 26-50				RPI 51-100 Team's RPI: 97				RPI 101+			
RPI	S	Opponent	Score	RPI	S	Opponent	Score	RPI	S	Opponent	Score	RPI	S	Opponent	Score
18	A	TCU	65 80					61	H	Old Dominion	77 89	126	N	Dayton	76 74
23	N	Drake	82 83					82	N	Middle Tenn.	50 73	174	H	Bethune-Cookman	74 56
												175	A	UAB	75 80
												180	H	Saint Joseph's	66 62
												237	A	South Alabama	82 62
												286	H	Wofford	84 82
LAST 10 Division I															
174	H	Bethune-Cookman	74 56	23	N	Drake	82 83								
18	A	TCU	65 80	126	N	Dayton	76 74								
237	A	South Alabama	82 62	82	N	Middle Tenn.	50 73								
61	H	Old Dominion	77 89	180	H	Saint Joseph's	66 62								
286	H	Wofford	84 82	175	A	UAB	75 80								

Non-Div I Games:

Auburn

Average RPI Win:	243	WON-LOST	WINNING	LAST 10	STRENGTH OF	OPP. STRENGTH	TEAM	ADJ.	CONF.	ADJ CONF.
Average RPI Loss:	96	RECORD	PCT. RANK	GAMES	SCHEDULE	OF SCHEDULE	RPI	RPI	RPI	RPI
DIV. I ONLY	5- 2	72	5-2	200	257	73	73	19	19	
DIV. I NON-CONF.	5- 2	73	5-2	202	259	73	73	19	19	
TOTALS	RPI 1-25	RPI 26-50	W-L RECORDS	RPI 51-100	RPI 101-150	RPI 150+				
5- 2	0- 0	0- 1	OVERALL	0- 0	1- 1	4- 0				
1- 0	0- 0	0- 0	HOME	0- 0	0- 0	1- 0				
3- 2	0- 0	0- 1	AWAY	0- 0	0- 1	3- 0				
1- 0	0- 0	0- 0	NEUTRAL	0- 0	1- 0	0- 0				
5- 2	0- 0	0- 1	NON-CONFERENCE	0- 0	1- 1	4- 0				
1- 0	0- 0	0- 0	HOME	0- 0	0- 0	1- 0				
3- 2	0- 0	0- 1	AWAY	0- 0	0- 1	3- 0				
1- 0	0- 0	0- 0	NEUTRAL	0- 0	1- 0	0- 0				
0- 0	0- 0	0- 0	CONFERENCE	0- 0	0- 0	0- 0				
0- 0	0- 0	0- 0	HOME	0- 0	0- 0	0- 0				
0- 0	0- 0	0- 0	AWAY	0- 0	0- 0	0- 0				
0- 0	0- 0	0- 0	NEUTRAL	0- 0	0- 0	0- 0				

RPI 1-25			RPI 26-50			RPI 51-100			Team's RPI: 73	RPI 101+		
RPI	S	Opponent	Score	RPI	S	Opponent	Score	RPI	S	Opponent	Score	
				47	A	Kentucky	52 81			105	N	Binghamton 80 63
										145	A	Illinois 62 76
										195	A	Alabama A&M 67 61
										246	A	Chattanooga 50 49
										333	H	Evansville 80 64
										337	A	Mississippi Val. 100 82
LAST 10 Division I												
				105	N	Binghamton	80 63			246	A	Chattanooga 50 49
				195	A	Alabama A&M	67 61			333	H	Evansville 80 64
				47	A	Kentucky	52 81			337	A	Mississippi Val. 100 82
										145	A	Illinois 62 76

Non-Div I Games: Christian Bros. 82 62 Ky. Wesleyan 103 70

Austin Peay

■ Loss,
 ■ Non-Conf, S Site,
 ■ Home
 ■ Away
 N Neutral

Average RPI Win:	233	WON-LOST	WINNING	LAST 10	STRENGTH OF	OPP. STRENGTH	TEAM	ADJ.	CONF.	ADJ CONF.
Average RPI Loss:	82	RECORD	PCT. RANK	GAMES	SCHEDULE	OF SCHEDULE	RPI	RPI	RPI	RPI
DIV. I ONLY	4- 5	190	4-5	47	218	119	119	12	12	
DIV. I NON-CONF.	4- 5	190	4-5	48	219	120	120	12	12	
TOTALS	RPI 1-25	RPI 26-50	W-L RECORDS	RPI 51-100	RPI 101-150	RPI 150+				
4- 5	0- 1	0- 0	OVERALL	0- 3	0- 0	4- 1				
2- 1	0- 0	0- 0	HOME	0- 0	0- 0	2- 1				
1- 3	0- 0	0- 0	AWAY	0- 3	0- 0	1- 0				
1- 1	0- 1	0- 0	NEUTRAL	0- 0	0- 0	1- 0				
4- 5	0- 1	0- 0	NON-CONFERENCE	0- 3	0- 0	4- 1				
2- 1	0- 0	0- 0	HOME	0- 0	0- 0	2- 1				
1- 3	0- 0	0- 0	AWAY	0- 3	0- 0	1- 0				
1- 1	0- 1	0- 0	NEUTRAL	0- 0	0- 0	1- 0				
0- 0	0- 0	0- 0	CONFERENCE	0- 0	0- 0	0- 0				
0- 0	0- 0	0- 0	HOME	0- 0	0- 0	0- 0				
0- 0	0- 0	0- 0	AWAY	0- 0	0- 0	0- 0				
0- 0	0- 0	0- 0	NEUTRAL	0- 0	0- 0	0- 0				

RPI 1-25				RPI 26-50				RPI 51-100				RPI 101+				Team's RPI: 119	
RPI	S	Opponent	Score	RPI	S	Opponent	Score	RPI	S	Opponent	Score	RPI	S	Opponent	Score		
5	N	Oregon St.	34 65					66	A	Boise St.	55 66	162	A	Fresno St.	71 65		
								74	A	Washington St.	50 67	191	H	Utah	73 77		
								76	A	Arizona St.	52 60	203	H	Utah St.	67 50		
												221	N	San Jose St.	75 56		
												347	H	Utah Valley	71 57		
LAST 10 Division I																	
				221	N	San Jose St.	75 56	5	N	Oregon St.	34 65						
				347	H	Utah Valley	71 57	203	H	Utah St.	67 50						
				66	A	Boise St.	55 66	162	A	Fresno St.	71 65						
				76	A	Arizona St.	52 60	74	A	Washington St.	50 67						
				191	H	Utah	73 77										

Non-Div I Games: Tex. A&M-Kingsville90 38

BYU

■ Loss,
 ■ Non-Conf,
 ■ S Site,
 ■ H Home
 ■ A Away
 N Neutral

Average RPI Win: 187		WON-LOST	WINNING	LAST 10	STRENGTH OF	OPP. STRENGTH	TEAM	ADJ.	CONF.	ADJ CONF.
Average RPI Loss: 78		RECORD	PCT. RANK	GAMES	SCHEDULE	OF SCHEDULE	RPI	RPI	RPI	RPI
DIV. I ONLY		6- 4	120	6-4	104	150	92	92	11	11
DIV. I NON-CONF.		6- 4	118	6-4	104	150	92	92	11	11
TOTALS	RPI 1-25		RPI 26-50		W-L RECORDS	RPI 51-100	RPI 101-150		RPI 150+	
6- 4	0- 0		0- 1		OVERALL	2- 2	1- 1		3- 0	
2- 1	0- 0		0- 1		HOME	1- 0	0- 0		1- 0	
1- 2	0- 0		0- 0		AWAY	0- 1	0- 1		1- 0	
3- 1	0- 0		0- 0		NEUTRAL	1- 1	1- 0		1- 0	
6- 4	0- 0		0- 1		NON-CONFERENCE	2- 2	1- 1		3- 0	
2- 1	0- 0		0- 1		HOME	1- 0	0- 0		1- 0	
1- 2	0- 0		0- 0		AWAY	0- 1	0- 1		1- 0	
3- 1	0- 0		0- 0		NEUTRAL	1- 1	1- 0		1- 0	
0- 0	0- 0		0- 0		CONFERENCE	0- 0	0- 0		0- 0	
0- 0	0- 0		0- 0		HOME	0- 0	0- 0		0- 0	
0- 0	0- 0		0- 0		AWAY	0- 0	0- 0		0- 0	
0- 0	0- 0		0- 0		NEUTRAL	0- 0	0- 0		0- 0	

RPI 1-25	RPI 26-50	RPI 51-100	Team's RPI: 92	RPI 101+
RPI S Opponent Score	RPI S Opponent Score	RPI S Opponent Score		RPI S Opponent Score
	38 H Western Ky. 86 91	59 N Providence 52 51		106 N Lehigh 54 52
		63 N Wisconsin 56 67		130 A Cincinnati 56 63
		81 A IUPUI 48 65		261 H Xavier 70 49
		98 H Butler 74 70		274 N LMU (CA) 77 72
				323 A Purdue Fort Wayne 83 52
LAST 10 Division I				
	38 H Western Ky. 86 91	59 N Providence 52 51		
	63 N Wisconsin 56 67	274 N LMU (CA) 77 72		
	106 N Lehigh 54 52	130 A Cincinnati 56 63		
	98 H Butler 74 70	323 A Purdue Fort Wayne 83 52		
	261 H Xavier 70 49	81 A IUPUI 48 65		

Non-Div I Games:

Ball St.

■ Loss,
 ■ Non-Conf,
 ■ S Site,
 ■ H Home
 ■ A Away
 N Neutral

Average RPI Win:	169	WON-LOST	WINNING	LAST 10	STRENGTH OF	OPP. STRENGTH	TEAM	ADJ.	CONF.	ADJ CONF.
Average RPI Loss:	6	RECORD	PCT. RANK	GAMES	SCHEDULE	OF SCHEDULE	RPI	RPI	RPI	RPI
DIV. I ONLY	9- 1	21	9-1	150	23	30	30	5	5	
DIV. I NON-CONF.	9- 1	21	9-1	153	23	31	31	5	5	
TOTALS	RPI 1-25	RPI 26-50	W-L RECORDS	RPI 51-100	RPI 101-150	RPI 150+				
9- 1	1- 1	0- 0	OVERALL	2- 0	2- 0	4- 0				
7- 0	0- 0	0- 0	HOME	1- 0	2- 0	4- 0				
0- 0	0- 0	0- 0	AWAY	0- 0	0- 0	0- 0				
2- 1	1- 1	0- 0	NEUTRAL	1- 0	0- 0	0- 0				
9- 1	1- 1	0- 0	NON-CONFERENCE	2- 0	2- 0	4- 0				
7- 0	0- 0	0- 0	HOME	1- 0	2- 0	4- 0				
0- 0	0- 0	0- 0	AWAY	0- 0	0- 0	0- 0				
2- 1	1- 1	0- 0	NEUTRAL	1- 0	0- 0	0- 0				
0- 0	0- 0	0- 0	CONFERENCE	0- 0	0- 0	0- 0				
0- 0	0- 0	0- 0	HOME	0- 0	0- 0	0- 0				
0- 0	0- 0	0- 0	AWAY	0- 0	0- 0	0- 0				
0- 0	0- 0	0- 0	NEUTRAL	0- 0	0- 0	0- 0				

RPI 1-25				RPI 26-50		Team's RPI: 30		RPI 51-100				RPI 101+			
RPI	S	Opponent	Score	RPI	S	Opponent	Score	RPI	S	Opponent	Score	RPI	S	Opponent	Score
6	N	South Carolina	59 74					53	H	Georgia	72 38	128	H	South Fla.	58 46
12	N	Indiana	77 62					74	N	Washington St.	89 66	149	H	Lamar University	90 28
												209	H	Houston Baptist	112 42
												259	H	Arkansas St.	111 43
												305	H	Grambling	120 46
												335	H	New Hampshire	97 29
LAST 10 Division I															
				6	N	South Carolina	59 74	259	H	Arkansas St.	111 43				
				12	N	Indiana	77 62	53	H	Georgia	72 38				
				74	N	Washington St.	89 66	209	H	Houston Baptist	112 42				
				149	H	Lamar University	90 28	305	H	Grambling	120 46				
				128	H	South Fla.	58 46	335	H	New Hampshire	97 29				

Non-Div I Games:

Baylor

Belmont

Through Games Of Dec. 19, 2019

Average RPI Win:	194	WON-LOST	WINNING	LAST 10	STRENGTH OF	OPP. STRENGTH	TEAM	ADJ.	CONF.	ADJ CONF.
Average RPI Loss:	81	RECORD	PCT. RANK	GAMES	SCHEDULE	OF SCHEDULE	RPI	RPI	RPI	RPI
DIV. I ONLY	5- 5	164	5-5	69	151	112	112	19	19	
DIV. I NON-CONF.	5- 5	163	5-5	69	151	113	113	19	19	
TOTALS	RPI 1-25	RPI 26-50	W-L RECORDS	RPI 51-100	RPI 101-150	RPI 150+				
5- 5	0- 0	0- 3	OVERALL	2- 1	0- 0	3- 1				
4- 0	0- 0	0- 0	HOME	2- 0	0- 0	2- 0				
1- 3	0- 0	0- 2	AWAY	0- 0	0- 0	1- 1				
0- 2	0- 0	0- 1	NEUTRAL	0- 1	0- 0	0- 0				
5- 5	0- 0	0- 3	NON-CONFERENCE	2- 1	0- 0	3- 1				
4- 0	0- 0	0- 0	HOME	2- 0	0- 0	2- 0				
1- 3	0- 0	0- 2	AWAY	0- 0	0- 0	1- 1				
0- 2	0- 0	0- 1	NEUTRAL	0- 1	0- 0	0- 0				
0- 0	0- 0	0- 0	CONFERENCE	0- 0	0- 0	0- 0				
0- 0	0- 0	0- 0	HOME	0- 0	0- 0	0- 0				
0- 0	0- 0	0- 0	AWAY	0- 0	0- 0	0- 0				
0- 0	0- 0	0- 0	NEUTRAL	0- 0	0- 0	0- 0				

RPI S	Opponent	Score	RPI S	Opponent	Score	RPI S	Opponent	Score	RPI S	Opponent	Score	Team's RPI: 112
29 N	Virginia Tech	58 60	51 N	Maryland	26 90	232 H	Northern Ky.	62 45				
37 A	Arkansas	60 91	82 H	Middle Tenn.	68 57	246 H	Chattanooga	63 50				
38 A	Western Ky.	46 77	100 H	UCF	72 37	252 A	Toledo	48 53				
						311 A	Lipscomb	69 68				
LAST 10 Division I												
252 A	Toledo	48 53	82 H	Middle Tenn.	68 57							
51 N	Maryland	26 90	311 A	Lipscomb	69 68							
29 N	Virginia Tech	58 60	38 A	Western Ky.	46 77							
37 A	Arkansas	60 91	100 H	UCF	72 37							
232 H	Northern Ky.	62 45	246 H	Chattanooga	63 50							

Non-Div I Games:

Belmont

Loss, Non-Conf, S Site, H Home A Away N Neutral

Bethune-Cookman

Through Games Of Dec. 19, 2019

Average RPI Win:	287	WON-LOST	WINNING	LAST 10	STRENGTH OF	OPP. STRENGTH	TEAM	ADJ.	CONF.	ADJ CONF.
Average RPI Loss:	81	RECORD	PCT. RANK	GAMES	SCHEDULE	OF SCHEDULE	RPI	RPI	RPI	RPI
DIV. I ONLY	5- 3	111	5-3	294	208	174	174	31	31	
DIV. I NON-CONF.	5- 3	109	5-3	295	209	173	173	31	31	
TOTALS	RPI 1-25	RPI 26-50	W-L RECORDS	RPI 51-100	RPI 101-150	RPI 150+				
5- 3	0- 0	0- 0	OVERALL	0- 3	0- 0	5- 0				
1- 1	0- 0	0- 0	HOME	0- 1	0- 0	1- 0				
3- 2	0- 0	0- 0	AWAY	0- 2	0- 0	3- 0				
1- 0	0- 0	0- 0	NEUTRAL	0- 0	0- 0	1- 0				
5- 3	0- 0	0- 0	NON-CONFERENCE	0- 3	0- 0	5- 0				
1- 1	0- 0	0- 0	HOME	0- 1	0- 0	1- 0				
3- 2	0- 0	0- 0	AWAY	0- 2	0- 0	3- 0				
1- 0	0- 0	0- 0	NEUTRAL	0- 0	0- 0	1- 0				
0- 0	0- 0	0- 0	CONFERENCE	0- 0	0- 0	0- 0				
0- 0	0- 0	0- 0	HOME	0- 0	0- 0	0- 0				
0- 0	0- 0	0- 0	AWAY	0- 0	0- 0	0- 0				
0- 0	0- 0	0- 0	NEUTRAL	0- 0	0- 0	0- 0				

RPI 1-25			RPI 26-50			RPI 51-100			RPI 101+			Team's RPI: 174
RPI	S	Opponent	Score	RPI	S	Opponent	Score	RPI	S	Opponent	Score	
						60	A Alabama	49	60	216	A Jacksonville	53 52
						86	H Troy	62	68	278	N Appalachian St.	61 44
						97	A Auburn	56	74	285	H Ga. Southern	75 57
										328	A FIU	65 60
										329	A Charleston So.	81 41
LAST 10 Division I												
						97	A Auburn	56	74	278	N Appalachian St.	61 44
						216	A Jacksonville	53	52	60	A Alabama	49 60
						86	H Troy	62	68	328	A FIU	65 60
						329	A Charleston So.	81	41			
						285	H Ga. Southern	75	57			

Non-Div I Games: Edward Waters 79 46 Palm Beach Atl. 68 45

Bethune-Cookman

■ Loss,
 ■ Non-Conf,
 ■ S Site,
 ■ H Home
 ■ A Away
 N Neutral

Average RPI Win: 247		WON-LOST	WINNING	LAST 10	STRENGTH OF	OPP. STRENGTH	TEAM	ADJ.	CONF.	ADJ CONF.
Average RPI Loss: 59		RECORD	PCT. RANK	GAMES	SCHEDULE	OF SCHEDULE	RPI	RPI	RPI	RPI
DIV. I ONLY		8- 2	45	8-2	289	110	105	105	27	27
DIV. I NON-CONF.		8- 2	45	8-2	291	110	105	105	27	27
TOTALS	RPI 1-25		RPI 26-50		W-L RECORDS		RPI 51-100		RPI 101-150	RPI 150+
8- 2	0- 0		0- 1		OVERALL		0- 1		0- 0	8- 0
4- 0	0- 0		0- 0		HOME		0- 0		0- 0	4- 0
4- 1	0- 0		0- 1		AWAY		0- 0		0- 0	4- 0
0- 1	0- 0		0- 0		NEUTRAL		0- 1		0- 0	0- 0
8- 2	0- 0		0- 1		NON-CONFERENCE		0- 1		0- 0	8- 0
4- 0	0- 0		0- 0		HOME		0- 0		0- 0	4- 0
4- 1	0- 0		0- 1		AWAY		0- 0		0- 0	4- 0
0- 1	0- 0		0- 0		NEUTRAL		0- 1		0- 0	0- 0
0- 0	0- 0		0- 0		CONFERENCE		0- 0		0- 0	0- 0
0- 0	0- 0		0- 0		HOME		0- 0		0- 0	0- 0
0- 0	0- 0		0- 0		AWAY		0- 0		0- 0	0- 0
0- 0	0- 0		0- 0		NEUTRAL		0- 0		0- 0	0- 0

RPI 1-25				RPI 26-50				RPI 51-100				RPI 101+				Team's RPI: 105	
RPI	S	Opponent	Score	RPI	S	Opponent	Score	RPI	S	Opponent	Score	RPI	S	Opponent	Score		
				45	A	Miami (FL)	56 79					169	A	Cornell	59 56		
												190	H	Eastern Mich.	78 67		
												233	A	Delaware St.	75 66		
												235	H	Lafayette	74 64		
												244	H	Niagara	74 55		
												276	A	Siena	89 62		
												287	H	St. Bonaventure	78 67		
												341	A	Fairleigh Dickinson	60 48		
LAST 10 Division I																	
				287	H	St. Bonaventure	78 67					73	N	Austin Peay	63 80		
				341	A	Fairleigh Dickinson	60 48					45	A	Miami (FL)	56 79		
				233	A	Delaware St.	75 66					169	A	Cornell	59 56		
				244	H	Niagara	74 55					190	H	Eastern Mich.	78 67		
				235	H	Lafayette	74 64					276	A	Siena	89 62		

Non-Div I Games:	Bloomsburg	70	45
------------------	------------	----	----

Binghamton

■ Loss, ■ Non-Conf, S Site, H Home A Away N Neutral

Average RPI Win:	204	WON-LOST	WINNING	LAST 10	STRENGTH OF	OPP. STRENGTH	TEAM	ADJ.	CONF.	ADJ CONF.
Average RPI Loss:	25	RECORD	PCT. RANK	GAMES	SCHEDULE	OF SCHEDULE	RPI	RPI	RPI	RPI
DIV. I ONLY	7- 4	102	6-4	67	63	66	66	22	22	
DIV. I NON-CONF.	5- 4	143	4-4	66	25	82	82	22	22	
TOTALS	RPI 1-25	RPI 26-50	W-L RECORDS	RPI 51-100	RPI 101-150	RPI 150+				
7- 4	0- 3	0- 0	OVERALL	0- 1	3- 0	4- 0				
4- 2	0- 1	0- 0	HOME	0- 1	3- 0	1- 0				
3- 2	0- 2	0- 0	AWAY	0- 0	0- 0	3- 0				
0- 0	0- 0	0- 0	NEUTRAL	0- 0	0- 0	0- 0				
5- 4	0- 3	0- 0	NON-CONFERENCE	0- 1	2- 0	3- 0				
3- 2	0- 1	0- 0	HOME	0- 1	2- 0	1- 0				
2- 2	0- 2	0- 0	AWAY	0- 0	0- 0	2- 0				
0- 0	0- 0	0- 0	NEUTRAL	0- 0	0- 0	0- 0				
2- 0	0- 0	0- 0	CONFERENCE	0- 0	1- 0	1- 0				
1- 0	0- 0	0- 0	HOME	0- 0	1- 0	0- 0				
1- 0	0- 0	0- 0	AWAY	0- 0	0- 0	1- 0				
0- 0	0- 0	0- 0	NEUTRAL	0- 0	0- 0	0- 0				

RPI 1-25				RPI 26-50				RPI 51-100 Team's RPI: 66				RPI 101+			
RPI	S	Opponent	Score	RPI	S	Opponent	Score	RPI	S	Opponent	Score	RPI	S	Opponent	Score
3	H	Missouri St.	69 72					74	H	Washington St.	68 80	119	H	BYU	66 55
4	A	Louisville	82 98									136	H	Portland St.	82 57
18	A	TCU	65 77									148	H	New Mexico	83 82
												175	A	UAB	83 81
												223	A	Eastern Wash.	63 61
												280	A	Colorado St.	72 69
												347	H	Utah Valley	77 69
LAST 10 Division I															
18	A	TCU	65 77	223	A	Eastern Wash.	63 61								
347	H	Utah Valley	77 69	119	H	BYU	66 55								
4	A	Louisville	82 98	280	A	Colorado St.	72 69								
74	H	Washington St.	68 80	148	H	New Mexico	83 82								
175	A	UAB	83 81	3	H	Missouri St.	69 72								

Non-Div I Games: Lewis-Clark St. 88 34 Western Ore. 75 32

Boise St.

Loss, Non-Conf, S Site, H Home A Away N Neutral

Average RPI Win:	197	WON-LOST	WINNING	LAST 10	STRENGTH OF	OPP. STRENGTH	TEAM	ADJ.	CONF.	ADJ CONF.
Average RPI Loss:	45	RECORD	PCT. RANK	GAMES	SCHEDULE	OF SCHEDULE	RPI	RPI	RPI	RPI
DIV. I ONLY	6- 5	157	5-5	83	47	80	80	3	3	
DIV. I NON-CONF.	6- 4	118	5-4	88	86	72	72	3	3	
TOTALS	RPI 1-25	RPI 26-50	W-L RECORDS	RPI 51-100	RPI 101-150	RPI 150+				
6- 5	0- 1	0- 2	OVERALL	0- 2	1- 0	5- 0				
4- 0	0- 0	0- 0	HOME	0- 0	1- 0	3- 0				
1- 4	0- 1	0- 1	AWAY	0- 2	0- 0	1- 0				
1- 1	0- 0	0- 1	NEUTRAL	0- 0	0- 0	1- 0				
6- 4	0- 1	0- 1	NON-CONFERENCE	0- 2	1- 0	5- 0				
4- 0	0- 0	0- 0	HOME	0- 0	1- 0	3- 0				
1- 3	0- 1	0- 0	AWAY	0- 2	0- 0	1- 0				
1- 1	0- 0	0- 1	NEUTRAL	0- 0	0- 0	1- 0				
0- 1	0- 0	0- 1	CONFERENCE	0- 0	0- 0	0- 0				
0- 0	0- 0	0- 0	HOME	0- 0	0- 0	0- 0				
0- 1	0- 0	0- 1	AWAY	0- 0	0- 0	0- 0				
0- 0	0- 0	0- 0	NEUTRAL	0- 0	0- 0	0- 0				

RPI 1-25				RPI 26-50				RPI 51-100				Team's RPI: 80				RPI 101+			
RPI	S	Opponent	Score	RPI	S	Opponent	Score	RPI	S	Opponent	Score	RPI	S	Opponent	Score	RPI	S	Opponent	Score
9	A	Northwestern	63 66	26	A	Duke	73 85	59	A	Providence	60 76	124	H	Rhode Island	66 55				
				40	N	Charlotte	68 84	93	A	Holy Cross	71 80	173	N	Tulane	89 76				
												200	H	VCU	87 52				
												208	H	St. Francis Brooklyn	106 69				
												226	A	Boston U.	88 57				
												248	H	UMass Lowell	89 46				
LAST 10 Division I																			
		40	N	Charlotte	68	84				226	A	Boston U.	88	57					
		200	H	VCU	87	52				26	A	Duke	73	85					
		124	H	Rhode Island	66	55				9	A	Northwestern	63	66					
		59	A	Providence	60	76				173	N	Tulane	89	76					
		93	A	Holy Cross	71	80				208	H	St. Francis Brooklyn	106	69					

Non-Div I Games:

Boston College

■ Loss,
 ■ Non-Conf,
 S Site,
 ■ Home
 ■ Away
 N Neutral

Average RPI Win:	295	WON-LOST	WINNING	LAST 10	STRENGTH OF	OPP. STRENGTH	TEAM	ADJ.	CONF.	ADJ CONF.
Average RPI Loss:	130	RECORD	PCT. RANK	GAMES	SCHEDULE	OF SCHEDULE	RPI	RPI	RPI	RPI
DIV. I ONLY	3- 6	235	3-6	168	293	226	226	13	13	
DIV. I NON-CONF.	3- 6	232	3-6	171	291	225	225	13	13	
TOTALS	RPI 1-25	RPI 26-50	W-L RECORDS	RPI 51-100	RPI 101-150	RPI 150+				
3- 6	0- 0	0- 1	OVERALL	0- 2	0- 1	3- 2				
0- 4	0- 0	0- 0	HOME	0- 2	0- 1	0- 1				
3- 2	0- 0	0- 1	AWAY	0- 0	0- 0	3- 1				
0- 0	0- 0	0- 0	NEUTRAL	0- 0	0- 0	0- 0				
3- 6	0- 0	0- 1	NON-CONFERENCE	0- 2	0- 1	3- 2				
0- 4	0- 0	0- 0	HOME	0- 2	0- 1	0- 1				
3- 2	0- 0	0- 1	AWAY	0- 0	0- 0	3- 1				
0- 0	0- 0	0- 0	NEUTRAL	0- 0	0- 0	0- 0				
0- 0	0- 0	0- 0	CONFERENCE	0- 0	0- 0	0- 0				
0- 0	0- 0	0- 0	HOME	0- 0	0- 0	0- 0				
0- 0	0- 0	0- 0	AWAY	0- 0	0- 0	0- 0				
0- 0	0- 0	0- 0	NEUTRAL	0- 0	0- 0	0- 0				

RPI 1-25				RPI 26-50				RPI 51-100				RPI 101+				Team's RPI: 226	
RPI	S	Opponent	Score	RPI	S	Opponent	Score	RPI	S	Opponent	Score	RPI	S	Opponent	Score		
				50	A	California	62 73	78	H	Marist	75 89	129	H	Harvard	39 66		
								80	H	Boston College	57 88	181	H	Massachusetts	45 58		
												236	A	Maine	62 49		
												262	A	UC Davis	68 75		
												313	A	Albany (NY)	60 58		
												335	A	New Hampshire	78 64		
LAST 10 Division I																	
				129	H	Harvard	39 66	80	H	Boston College	57 88						
				313	A	Albany (NY)	60 58	181	H	Massachusetts	45 58						
				236	A	Maine	62 49	50	A	California	62 73						
				335	A	New Hampshire	78 64	262	A	UC Davis	68 75						
				78	H	Marist	75 89										

Non-Div I Games:

Boston U.

Bowling Green

Through Games Of Dec. 19, 2019

Average RPI Win:	238	WON-LOST	WINNING	LAST 10	STRENGTH OF	OPP. STRENGTH	TEAM	ADJ.	CONF.	ADJ CONF.
Average RPI Loss:	107	RECORD	PCT. RANK	GAMES	SCHEDULE	OF SCHEDULE	RPI	RPI	RPI	RPI
DIV. I ONLY	5- 4	143	5-4	81	292	96	96	11	11	
DIV. I NON-CONF.	5- 4	143	5-4	80	290	96	96	11	11	
TOTALS	RPI 1-25	RPI 26-50	W-L RECORDS	RPI 51-100	RPI 101-150	RPI 150+				
5- 4	0- 0	0- 0	OVERALL	0- 2	0- 2	5- 0				
2- 0	0- 0	0- 0	HOME	0- 0	0- 0	2- 0				
2- 2	0- 0	0- 0	AWAY	0- 1	0- 1	2- 0				
1- 2	0- 0	0- 0	NEUTRAL	0- 1	0- 1	1- 0				
5- 4	0- 0	0- 0	NON-CONFERENCE	0- 2	0- 2	5- 0				
2- 0	0- 0	0- 0	HOME	0- 0	0- 0	2- 0				
2- 2	0- 0	0- 0	AWAY	0- 1	0- 1	2- 0				
1- 2	0- 0	0- 0	NEUTRAL	0- 1	0- 1	1- 0				
0- 0	0- 0	0- 0	CONFERENCE	0- 0	0- 0	0- 0				
0- 0	0- 0	0- 0	HOME	0- 0	0- 0	0- 0				
0- 0	0- 0	0- 0	AWAY	0- 0	0- 0	0- 0				
0- 0	0- 0	0- 0	NEUTRAL	0- 0	0- 0	0- 0				

RPI 1-25			RPI 26-50			RPI 51-100			Team's RPI: 96	RPI 101+		
RPI	S	Opponent	Score	RPI	S	Opponent	Score	RPI	S	Opponent	Score	
								55	A	Loyola Chicago	76	84
								91	N	Green Bay	54	73
								133	N	San Francisco	56	64
								147	A	Valparaiso	90	95
								153	H	Cleveland St.	89	62
								193	A	Milwaukee	63	51
								245	N	California Baptist	98	60
								295	H	Morehead St.	79	65
								304	A	Marshall	82	69
LAST 10 Division I												
								91	N	Green Bay	54	73
								55	A	Loyola Chicago	76	84
								147	A	Valparaiso	90	95
								193	A	Milwaukee	63	51
								304	A	Marshall	82	69
								245	N	California Baptist	98	60
								133	N	San Francisco	56	64
								153	H	Cleveland St.	89	62

Non-Div I Games: Notre Dame (OH) 88 54

Bowling Green

■ Loss,
 ■ Non-Conf,
 ■ S Site,
 ■ H Home
 ■ A Away
 N Neutral

Average RPI Win: 185		WON-LOST	WINNING	LAST 10	STRENGTH OF	OPP. STRENGTH	TEAM	ADJ.	CONF.	ADJ CONF.
Average RPI Loss: 39		RECORD	PCT. RANK	GAMES	SCHEDULE	OF SCHEDULE	RPI	RPI	RPI	RPI
DIV. I ONLY		7- 1	35	7-1	248	82	52	52	7	7
DIV. I NON-CONF.		7- 1	35	7-1	249	81	52	52	7	7
TOTALS		RPI 1-25	RPI 26-50	W-L RECORDS	RPI 51-100	RPI 101-150	RPI 150+			
7- 1	0- 0		1- 1	OVERALL	0- 0	1- 0	5- 0			
3- 0	0- 0		0- 0	HOME	0- 0	1- 0	2- 0			
2- 1	0- 0		0- 1	AWAY	0- 0	0- 0	2- 0			
2- 0	0- 0		1- 0	NEUTRAL	0- 0	0- 0	1- 0			
7- 1	0- 0		1- 1	NON-CONFERENCE	0- 0	1- 0	5- 0			
3- 0	0- 0		0- 0	HOME	0- 0	1- 0	2- 0			
2- 1	0- 0		0- 1	AWAY	0- 0	0- 0	2- 0			
2- 0	0- 0		1- 0	NEUTRAL	0- 0	0- 0	1- 0			
0- 0	0- 0		0- 0	CONFERENCE	0- 0	0- 0	0- 0			
0- 0	0- 0		0- 0	HOME	0- 0	0- 0	0- 0			
0- 0	0- 0		0- 0	AWAY	0- 0	0- 0	0- 0			
0- 0	0- 0		0- 0	NEUTRAL	0- 0	0- 0	0- 0			

RPI 1-25			RPI 26-50			RPI 51-100			Team's RPI: 52	RPI 101+		
RPI	S	Opponent	Score	RPI	S	Opponent	Score	RPI	S	Opponent	Score	RPI
39	A	Michigan	57 77	43	N	Richmond	61 57	132	H	Miami (OH)	79 68	
								157	N	George Mason	61 59	
								192	A	Western Ill.	84 49	
								251	H	Jackson St.	78 69	
								253	A	Oakland	74 58	
								268	H	North Dakota St.	70 64	
LAST 10 Division I												
251	H	Jackson St.	78 69	268	H	North Dakota St.	70 64	43	N	Richmond	61 57	
39	A	Michigan	57 77	157	N	George Mason	61 59	132	H	Miami (OH)	79 68	
253	A	Oakland	74 58	192	A	Western Ill.	84 49					

Non-Div I Games: Eureka 101 39

Bradley

**B
r
o
w
n**

B
r
o
w
n

Brown

Average RPI Win:	318	WON-LOST	WINNING	LAST 10	STRENGTH OF	OPP. STRENGTH	TEAM	ADJ.	CONF.	ADJ CONF.
Average RPI Loss:	187	RECORD	PCT. RANK	GAMES	SCHEDULE	OF SCHEDULE	RPI	RPI	RPI	RPI
DIV. I ONLY	1- 8	322	1-8	203	329	312	312	29	29	
DIV. I NON-CONF.	1- 8	321	1-8	205	329	313	313	29	29	
TOTALS	RPI 1-25	RPI 26-50	W-L RECORDS	RPI 51-100	RPI 101-150	RPI 150+				
1- 8	0- 0	0- 1	OVERALL	0- 2	0- 1	1- 4				
0- 4	0- 0	0- 0	HOME	0- 1	0- 0	0- 3				
1- 4	0- 0	0- 1	AWAY	0- 1	0- 1	1- 1				
0- 0	0- 0	0- 0	NEUTRAL	0- 0	0- 0	0- 0				
1- 8	0- 0	0- 1	NON-CONFERENCE	0- 2	0- 1	1- 4				
0- 4	0- 0	0- 0	HOME	0- 1	0- 0	0- 3				
1- 4	0- 0	0- 1	AWAY	0- 1	0- 1	1- 1				
0- 0	0- 0	0- 0	NEUTRAL	0- 0	0- 0	0- 0				
0- 0	0- 0	0- 0	CONFERENCE	0- 0	0- 0	0- 0				
0- 0	0- 0	0- 0	HOME	0- 0	0- 0	0- 0				
0- 0	0- 0	0- 0	AWAY	0- 0	0- 0	0- 0				
0- 0	0- 0	0- 0	NEUTRAL	0- 0	0- 0	0- 0				

RPI S	Opponent	Score	RPI S	Opponent	Score	RPI S	Opponent	Score	RPI S	Opponent	Score	Team's RPI: 312
41	A Minnesota	56 101	59	H Providence	32 76	145	A Illinois	55 69	248	H UMass Lowell	35 55	
			93	A Holy Cross	75 87	255	A Vermont	66 71	318	A Brown	45 44	
						318	H Brown	50 56	335	H New Hampshire	56 68	
LAST 10 Division I												
318	H Brown	50 56	41	A Minnesota	56 101	145	A Illinois	55 69	248	H UMass Lowell	35 55	
59	H Providence	32 76	93	A Holy Cross	75 87	255	A Vermont	66 71	318	A Brown	45 44	
248	H UMass Lowell	35 55	318	A Brown	50 56	335	H New Hampshire	56 68				

Non-Div I Games:

Bryant

Bucknell

Through Games Of Dec. 19, 2019

Average RPI Win:	167	WON-LOST	WINNING	LAST 10	STRENGTH OF	OPP. STRENGTH	TEAM	ADJ.	CONF.	ADJ CONF.
Average RPI Loss:	97	RECORD	PCT. RANK	GAMES	SCHEDULE	OF SCHEDULE	RPI	RPI	RPI	RPI
DIV. I ONLY	6- 3	89	6-3	231	9	103	103	13	13	
DIV. I NON-CONF.	6- 3	88	6-3	232	8	103	103	13	13	
TOTALS	RPI 1-25	RPI 26-50	W-L RECORDS	RPI 51-100	RPI 101-150	RPI 150+				
6- 3	0- 1	0- 0	OVERALL	1- 1	1- 0	4- 1				
3- 1	0- 0	0- 0	HOME	1- 1	0- 0	2- 0				
1- 2	0- 1	0- 0	AWAY	0- 0	0- 0	1- 1				
2- 0	0- 0	0- 0	NEUTRAL	0- 0	1- 0	1- 0				
6- 3	0- 1	0- 0	NON-CONFERENCE	1- 1	1- 0	4- 1				
3- 1	0- 0	0- 0	HOME	1- 1	0- 0	2- 0				
1- 2	0- 1	0- 0	AWAY	0- 0	0- 0	1- 1				
2- 0	0- 0	0- 0	NEUTRAL	0- 0	1- 0	1- 0				
0- 0	0- 0	0- 0	CONFERENCE	0- 0	0- 0	0- 0				
0- 0	0- 0	0- 0	HOME	0- 0	0- 0	0- 0				
0- 0	0- 0	0- 0	AWAY	0- 0	0- 0	0- 0				
0- 0	0- 0	0- 0	NEUTRAL	0- 0	0- 0	0- 0				

RPI	S	Opponent	Score	RPI	S	Opponent	Score	RPI	S	Opponent	Score	RPI	S	Opponent	Score	Team's RPI: 103
22	A	Virginia	60 84					62	H	Drexel	60 49	130	N	Cincinnati	56 48	
								64	H	Temple	61 72	157	A	George Mason	64 51	
												163	H	Monmouth	71 37	
												204	N	Howard	70 60	
												206	A	Quinnipiac	69 76	
												287	H	St. Bonaventure	68 60	
LAST 10 Division I																
62	H	Drexel	60 49	64	H	Temple	61 72	206	A	Quinnipiac	69 76	287	H	St. Bonaventure	68 60	
157	A	George Mason	64 51					22	A	Virginia	60 84					
130	N	Cincinnati	56 48													
204	N	Howard	70 60													

Non-Div I Games:

Bucknell

Loss, Non-Conf, S Site, H Home A Away N Neutral

Buffalo

Through Games Of Dec. 19, 2019

Average RPI Win: 224	WON-LOST	WINNING	LAST 10	STRENGTH OF	OPP. STRENGTH	TEAM	ADJ.	CONF.	ADJ CONF.
Average RPI Loss: 112	RECORD	PCT. RANK	GAMES	SCHEDULE	OF SCHEDULE	RPI	RPI	RPI	RPI
DIV. I ONLY	8- 2	45	8-2	249	149	75	75	11	11
DIV. I NON-CONF.	8- 2	45	8-2	250	149	75	75	11	11
TOTALS	RPI 1-25	RPI 26-50	W-L RECORDS	RPI 51-100	RPI 101-150	RPI 150+			
8- 2	0- 1	0- 0	OVERALL	1- 0	1- 0	6- 1			
4- 0	0- 0	0- 0	HOME	0- 0	1- 0	3- 0			
2- 2	0- 1	0- 0	AWAY	0- 0	0- 0	2- 1			
2- 0	0- 0	0- 0	NEUTRAL	1- 0	0- 0	1- 0			
8- 2	0- 1	0- 0	NON-CONFERENCE	1- 0	1- 0	6- 1			
4- 0	0- 0	0- 0	HOME	0- 0	1- 0	3- 0			
2- 2	0- 1	0- 0	AWAY	0- 0	0- 0	2- 1			
2- 0	0- 0	0- 0	NEUTRAL	1- 0	0- 0	1- 0			
0- 0	0- 0	0- 0	CONFERENCE	0- 0	0- 0	0- 0			
0- 0	0- 0	0- 0	HOME	0- 0	0- 0	0- 0			
0- 0	0- 0	0- 0	AWAY	0- 0	0- 0	0- 0			
0- 0	0- 0	0- 0	NEUTRAL	0- 0	0- 0	0- 0			

RPI 1-25				RPI 26-50				RPI 51-100 Team's RPI: 75				RPI 101+			
RPI	S	Opponent	Score	RPI	S	Opponent	Score	RPI	S	Opponent	Score	RPI	S	Opponent	Score
2	A	Stanford	69 88					62	N	Drexel	63 59	126	H	Dayton	67 59
												161	H	Columbia	82 75
												221	A	San Jose St.	88 95
												243	N	American	73 55
												244	A	Niagara	81 67
												287	A	St. Bonaventure	46 36
												334	H	Canisius	71 55
												338	H	Central Conn. St.	61 56
LAST 10 Division I															
126	H	Dayton	67 59	221	A	San Jose St.	88 95	161	H	Columbia	82 75	334	H	Canisius	71 55
287	A	St. Bonaventure	46 36	244	A	Niagara	81 67	338	H	Central Conn. St.	61 56				
243	N	American	73 55												
62	N	Drexel	63 59												
2	A	Stanford	69 88												

Non-Div I Games:

Buffalo

■ Loss,
 ■ Non-Conf, S Site,
 ■ Home
 ■ Away
 N Neutral

Average RPI Win:	193	WON-LOST	WINNING	LAST 10	STRENGTH OF	OPP. STRENGTH	TEAM	ADJ.	CONF.	ADJ CONF.
Average RPI Loss:	52	RECORD	PCT. RANK	GAMES	SCHEDULE	OF SCHEDULE	RPI	RPI	RPI	RPI
DIV. I ONLY	7- 3	75	7-3	146	62	98	98	6	6	
DIV. I NON-CONF.	7- 3	75	7-3	147	62	98	98	6	6	
TOTALS	RPI 1-25	RPI 26-50	W-L RECORDS	RPI 51-100	RPI 101-150	RPI 150+				
7- 3	0- 1	0- 0	OVERALL	1- 2	2- 0	4- 0				
6- 1	0- 1	0- 0	HOME	1- 0	1- 0	4- 0				
0- 1	0- 0	0- 0	AWAY	0- 1	0- 0	0- 0				
1- 1	0- 0	0- 0	NEUTRAL	0- 1	1- 0	0- 0				
7- 3	0- 1	0- 0	NON-CONFERENCE	1- 2	2- 0	4- 0				
6- 1	0- 1	0- 0	HOME	1- 0	1- 0	4- 0				
0- 1	0- 0	0- 0	AWAY	0- 1	0- 0	0- 0				
1- 1	0- 0	0- 0	NEUTRAL	0- 1	1- 0	0- 0				
0- 0	0- 0	0- 0	CONFERENCE	0- 0	0- 0	0- 0				
0- 0	0- 0	0- 0	HOME	0- 0	0- 0	0- 0				
0- 0	0- 0	0- 0	AWAY	0- 0	0- 0	0- 0				
0- 0	0- 0	0- 0	NEUTRAL	0- 0	0- 0	0- 0				

RPI 1-25				RPI 26-50				RPI 51-100 Team's RPI: 98				RPI 101+			
RPI	S	Opponent	Score	RPI	S	Opponent	Score	RPI	S	Opponent	Score	RPI	S	Opponent	Score
12	H	Indiana	53 64					53	N	Georgia	36 69	118	N	Ohio	60 55
								81	H	IUPUI	64 61	139	H	Akron	76 55
								92	A	Ball St.	70 74	185	H	Eastern Ky.	73 41
												205	H	Wagner	74 58
												302	H	High Point	74 52
												322	H	Detroit Mercy	82 60
LAST 10 Division I															
302	H	High Point	74 52	92	A	Ball St.	70 74								
12	H	Indiana	53 64	81	H	IUPUI	64 61								
139	H	Akron	76 55	185	H	Eastern Ky.	73 41								
118	N	Ohio	60 55	322	H	Detroit Mercy	82 60								
53	N	Georgia	36 69	205	H	Wagner	74 58								

Non-Div I Games:

Butler

CSU Bakersfield

Through Games Of Dec. 19, 2019

Average RPI Win:	212	WON-LOST	WINNING	LAST 10	STRENGTH OF	OPP. STRENGTH	TEAM	ADJ.	CONF.	ADJ CONF.
Average RPI Loss:	70	RECORD	PCT. RANK	GAMES	SCHEDULE	OF SCHEDULE	RPI	RPI	RPI	RPI
DIV. I ONLY	5- 3	111	5-3	93	167	83	83	32	32	
DIV. I NON-CONF.	5- 3	109	5-3	93	168	83	83	32	32	
TOTALS	RPI 1-25	RPI 26-50	W-L RECORDS	RPI 51-100	RPI 101-150	RPI 150+				
5- 3	0- 1	1- 0	OVERALL	0- 1	0- 1	4- 0				
5- 0	0- 0	1- 0	HOME	0- 0	0- 0	4- 0				
0- 3	0- 1	0- 0	AWAY	0- 1	0- 1	0- 0				
0- 0	0- 0	0- 0	NEUTRAL	0- 0	0- 0	0- 0				
5- 3	0- 1	1- 0	NON-CONFERENCE	0- 1	0- 1	4- 0				
5- 0	0- 0	1- 0	HOME	0- 0	0- 0	4- 0				
0- 3	0- 1	0- 0	AWAY	0- 1	0- 1	0- 0				
0- 0	0- 0	0- 0	NEUTRAL	0- 0	0- 0	0- 0				
0- 0	0- 0	0- 0	CONFERENCE	0- 0	0- 0	0- 0				
0- 0	0- 0	0- 0	HOME	0- 0	0- 0	0- 0				
0- 0	0- 0	0- 0	AWAY	0- 0	0- 0	0- 0				
0- 0	0- 0	0- 0	NEUTRAL	0- 0	0- 0	0- 0				

RPI 1-25				RPI 26-50				RPI 51-100				Team's RPI: 83	RPI 101+			
RPI	S	Opponent	Score	RPI	S	Opponent	Score	RPI	S	Opponent	Score		RPI	S	Opponent	Score
8	A	Gonzaga	48 92	34	H	Pacific	80 70	94	A	Wright St.	60 65		108	A	Washington	49 80
													189	H	North Texas	61 52
													221	H	San Jose St.	75 71
													294	H	UC Santa Barbara	66 62
													321	H	N.C. Central	80 71
LAST 10 Division I																
				294	H	UC Santa Barbara	66 62	94	A	Wright St.	60 65					
				34	H	Pacific	80 70	8	A	Gonzaga	48 92					
				321	H	N.C. Central	80 71	108	A	Washington	49 80					
				221	H	San Jose St.	75 71									
				189	H	North Texas	61 52									

Non-Div I Games: Fresno Pacific 95 64 Westcliff 100 44 Cal St. Dom. Hills 83 74

CSU Bakersfield

Loss, Non-Conf, S Site, H Home A Away N Neutral

Average RPI Win:	234	WON-LOST	WINNING	LAST 10	STRENGTH OF	OPP. STRENGTH	TEAM	ADJ.	CONF.	ADJ CONF.
Average RPI Loss:	111	RECORD	PCT. RANK	GAMES	SCHEDULE	OF SCHEDULE	RPI	RPI	RPI	RPI
DIV. I ONLY	3- 8	264	3-7	162	66	238	238	23	23	
DIV. I NON-CONF.	3- 8	265	3-7	165	65	238	238	23	23	
TOTALS	RPI 1-25	RPI 26-50	W-L RECORDS	RPI 51-100	RPI 101-150	RPI 150+				
3- 8	0- 2	0- 0	OVERALL	0- 1	0- 3	3- 2				
1- 4	0- 2	0- 0	HOME	0- 0	0- 2	1- 0				
1- 3	0- 0	0- 0	AWAY	0- 1	0- 1	1- 1				
1- 1	0- 0	0- 0	NEUTRAL	0- 0	0- 0	1- 1				
3- 8	0- 2	0- 0	NON-CONFERENCE	0- 1	0- 3	3- 2				
1- 4	0- 2	0- 0	HOME	0- 0	0- 2	1- 0				
1- 3	0- 0	0- 0	AWAY	0- 1	0- 1	1- 1				
1- 1	0- 0	0- 0	NEUTRAL	0- 0	0- 0	1- 1				
0- 0	0- 0	0- 0	CONFERENCE	0- 0	0- 0	0- 0				
0- 0	0- 0	0- 0	HOME	0- 0	0- 0	0- 0				
0- 0	0- 0	0- 0	AWAY	0- 0	0- 0	0- 0				
0- 0	0- 0	0- 0	NEUTRAL	0- 0	0- 0	0- 0				

RPI 1-25				RPI 26-50				RPI 51-100				RPI 101+ Team's RPI: 238			
RPI	S	Opponent	Score	RPI	S	Opponent	Score	RPI	S	Opponent	Score	RPI	S	Opponent	Score
17	H	UCLA	44 58					74	A	Washington St.	61 71	102	H	Southern California	53 69
22	H	Virginia	47 72									131	H	Santa Clara	55 76
												133	A	San Francisco	61 79
												166	N	SMU	58 68
												170	H	Portland	73 64
												245	A	California Baptist	56 64
												258	N	Indiana St.	67 59
												274	A	LMU (CA)	56 54
LAST 10 Division I															
274	A	LMU (CA)	56 54	131	H	Santa Clara	55 76								
258	N	Indiana St.	67 59	17	H	UCLA	44 58								
166	N	SMU	58 68	133	A	San Francisco	61 79								
74	A	Washington St.	61 71	22	H	Virginia	47 72								
170	H	Portland	73 64	245	A	California Baptist	56 64								

Non-Div I Games:

CSUN

166

Average RPI Win: 248		WON-LOST	WINNING	LAST 10	STRENGTH OF	OPP. STRENGTH	TEAM	ADJ.	CONF.	ADJ CONF.
Average RPI Loss: 166		RECORD	PCT. RANK	GAMES	SCHEDULE	OF SCHEDULE	RPI	RPI	RPI	RPI
DIV. I ONLY		2- 6	271	2-6	182	288	293	293	23	23
DIV. I NON-CONF.		2- 6	272	2-6	183	288	293	293	23	23
-----		-----								
TOTALS	RPI 1-25		RPI 26-50		W-L RECORDS		RPI 51-100		RPI 101-150	
2- 6	0- 0		0- 0		OVERALL		0- 2		1- 0	
2- 2	0- 0		0- 0		HOME		0- 1		1- 0	
0- 4	0- 0		0- 0		AWAY		0- 1		0- 0	
0- 0	0- 0		0- 0		NEUTRAL		0- 0		0- 0	
2- 6	0- 0		0- 0		NON-CONFERENCE		0- 2		1- 0	
2- 2	0- 0		0- 0		HOME		0- 1		1- 0	
0- 4	0- 0		0- 0		AWAY		0- 1		0- 0	
0- 0	0- 0		0- 0		NEUTRAL		0- 0		0- 0	
0- 0	0- 0		0- 0		CONFERENCE		0- 0		0- 0	
0- 0	0- 0		0- 0		HOME		0- 0		0- 0	
0- 0	0- 0		0- 0		AWAY		0- 0		0- 0	
0- 0	0- 0		0- 0		NEUTRAL		0- 0		0- 0	

RPI 1-25				RPI 26-50				RPI 51-100				RPI 101+			
RPI	S	Opponent	Score	RPI	S	Opponent	Score	RPI	S	Opponent	Score	RPI	S	Opponent	Score
								61	H	Old Dominion	55 61	149	H	Lamar University	57 56
								76	A	Arizona St.	41 66	162	H	Fresno St.	52 79
												164	A	Saint Mary's (CA)	67 84
												249	A	Denver	66 96
												282	A	Pepperdine	53 63
												346	H	Sacramento St.	62 43
LAST 10 Division I															
				61	H	Old Dominion	55 61	164	A	Saint Mary's (CA)	67 84				
				76	A	Arizona St.	41 66	149	H	Lamar University	57 56				
				346	H	Sacramento St.	62 43	162	H	Fresno St.	52 79				
				249	A	Denver	66 96								
				282	A	Pepperdine	53 63								

Non-Div I Games:

Cal Poly

■ Loss, ■ Non-Conf, S Site, H Home A Away N Neutral

Average RPI Win: 246		WON-LOST	WINNING	LAST 10	STRENGTH OF	OPP. STRENGTH	TEAM	ADJ.	CONF.	ADJ CONF.
Average RPI Loss: 194		RECORD	PCT. RANK	GAMES	SCHEDULE	OF SCHEDULE	RPI	RPI	RPI	RPI
DIV. I ONLY		6- 5	157	6-4	285	211	199	199	23	23
DIV. I NON-CONF.		6- 5	158	6-4	287	212	200	200	23	23
TOTALS	RPI 1-25		RPI 26-50		W-L RECORDS		RPI 51-100		RPI 101-150	RPI 150+
6- 5	0- 0		0- 0		OVERALL		0- 0		0- 1	6- 4
2- 2	0- 0		0- 0		HOME		0- 0		0- 0	2- 2
4- 3	0- 0		0- 0		AWAY		0- 0		0- 1	4- 2
0- 0	0- 0		0- 0		NEUTRAL		0- 0		0- 0	0- 0
6- 5	0- 0		0- 0		NON-CONFERENCE		0- 0		0- 1	6- 4
2- 2	0- 0		0- 0		HOME		0- 0		0- 0	2- 2
4- 3	0- 0		0- 0		AWAY		0- 0		0- 1	4- 2
0- 0	0- 0		0- 0		NEUTRAL		0- 0		0- 0	0- 0
0- 0	0- 0		0- 0		CONFERENCE		0- 0		0- 0	0- 0
0- 0	0- 0		0- 0		HOME		0- 0		0- 0	0- 0
0- 0	0- 0		0- 0		AWAY		0- 0		0- 0	0- 0
0- 0	0- 0		0- 0		NEUTRAL		0- 0		0- 0	0- 0

RPI 1-25				RPI 26-50				RPI 51-100				RPI 101+				Team's RPI: 199	
RPI	S	Opponent	Score	RPI	S	Opponent	Score	RPI	S	Opponent	Score	RPI	S	Opponent	Score		
												133	A	San Francisco	63	71	
												168	H	Montana	69	71	
												171	A	Southern Utah	63	79	
												202	H	Delaware	55	72	
												203	H	Utah St.	83	62	
												217	A	San Diego	72	67	
												245	H	California Baptist	97	93	
												263	A	Grand Canyon	80	70	
												273	A	UNLV	64	58	
												274	A	LMU (CA)	79	74	
												297	A	San Diego St.	45	55	
LAST 10 Division I																	
				202	H	Delaware	55	72	245	H	California Baptist	97	93				
				263	A	Grand Canyon	80	70	217	A	San Diego	72	67				
				203	H	Utah St.	83	62	133	A	San Francisco	63	71				
				297	A	San Diego St.	45	55	168	H	Montana	69	71				
				274	A	LMU (CA)	79	74	273	A	UNLV	64	58				

Non-Div I Games:

Cal St. Fullerton

■ Loss, ■ Non-Conf, S Site, H Home A Away N Neutral

California

Through Games Of Dec. 19, 2019

Average RPI Win:	217	WON-LOST	WINNING	LAST 10	STRENGTH OF	OPP. STRENGTH	TEAM	ADJ.	CONF.	ADJ CONF.
Average RPI Loss:	65	RECORD	PCT. RANK	GAMES	SCHEDULE	OF SCHEDULE	RPI	RPI	RPI	RPI
DIV. I ONLY	7- 2	55	7-2	147	141	50	50	1	1	
DIV. I NON-CONF.	7- 2	54	7-2	149	141	50	50	1	1	
TOTALS	RPI 1-25	RPI 26-50	W-L RECORDS	RPI 51-100	RPI 101-150	RPI 150+				
7- 2	0- 1	1- 0	OVERALL	0- 0	1- 1	5- 0				
6- 0	0- 0	1- 0	HOME	0- 0	1- 0	4- 0				
1- 2	0- 1	0- 0	AWAY	0- 0	0- 1	1- 0				
0- 0	0- 0	0- 0	NEUTRAL	0- 0	0- 0	0- 0				
7- 2	0- 1	1- 0	NON-CONFERENCE	0- 0	1- 1	5- 0				
6- 0	0- 0	1- 0	HOME	0- 0	1- 0	4- 0				
1- 2	0- 1	0- 0	AWAY	0- 0	0- 1	1- 0				
0- 0	0- 0	0- 0	NEUTRAL	0- 0	0- 0	0- 0				
0- 0	0- 0	0- 0	CONFERENCE	0- 0	0- 0	0- 0				
0- 0	0- 0	0- 0	HOME	0- 0	0- 0	0- 0				
0- 0	0- 0	0- 0	AWAY	0- 0	0- 0	0- 0				
0- 0	0- 0	0- 0	NEUTRAL	0- 0	0- 0	0- 0				

RPI 1-25				RPI 26-50				Team's RPI: 50	RPI 51-100				RPI 101+			
RPI	S	Opponent	Score	RPI	S	Opponent	Score		RPI	S	Opponent	Score	RPI	S	Opponent	Score
1	A	UConn	61 72	37	H	Arkansas	84 80						129	A	Harvard	53 56
													131	H	Santa Clara	69 65
													226	H	Boston U.	73 62
													250	H	Long Beach St.	68 45
													254	H	UC Riverside	84 61
													297	A	San Diego St.	74 48
													321	H	N.C. Central	90 69
LAST 10 Division I																
				37	H	Arkansas	84 80						131	H	Santa Clara	69 65
				297	A	San Diego St.	74 48						226	H	Boston U.	73 62
				254	H	UC Riverside	84 61						250	H	Long Beach St.	68 45
				1	A	UConn	61 72						321	H	N.C. Central	90 69
				129	A	Harvard	53 56									

Non-Div I Games:

California

■ Loss,
 ■ Non-Conf, S Site,
 ■ Home
 ■ Away
 N Neutral

Average RPI Win:	244	WON-LOST	WINNING	LAST 10	STRENGTH OF	OPP. STRENGTH	TEAM	ADJ.	CONF.	ADJ CONF.
Average RPI Loss:	158	RECORD	PCT. RANK	GAMES	SCHEDULE	OF SCHEDULE	RPI	RPI	RPI	RPI
DIV. I ONLY	6- 6	164	4-6	276	130	245	245	32	32	
DIV. I NON-CONF.	6- 6	163	4-6	277	129	245	245	32	32	
TOTALS	RPI 1-25	RPI 26-50	W-L RECORDS	RPI 51-100	RPI 101-150	RPI 150+				
6- 6	0- 1	0- 0	OVERALL	0- 2	0- 0	6- 3				
5- 1	0- 0	0- 0	HOME	0- 0	0- 0	5- 1				
1- 2	0- 0	0- 0	AWAY	0- 0	0- 0	1- 2				
0- 3	0- 1	0- 0	NEUTRAL	0- 2	0- 0	0- 0				
6- 6	0- 1	0- 0	NON-CONFERENCE	0- 2	0- 0	6- 3				
5- 1	0- 0	0- 0	HOME	0- 0	0- 0	5- 1				
1- 2	0- 0	0- 0	AWAY	0- 0	0- 0	1- 2				
0- 3	0- 1	0- 0	NEUTRAL	0- 2	0- 0	0- 0				
0- 0	0- 0	0- 0	CONFERENCE	0- 0	0- 0	0- 0				
0- 0	0- 0	0- 0	HOME	0- 0	0- 0	0- 0				
0- 0	0- 0	0- 0	AWAY	0- 0	0- 0	0- 0				
0- 0	0- 0	0- 0	NEUTRAL	0- 0	0- 0	0- 0				

RPI 1-25				RPI 26-50				RPI 51-100				RPI 101+ Team's RPI: 245			
RPI	S	Opponent	Score	RPI	S	Opponent	Score	RPI	S	Opponent	Score	RPI	S	Opponent	Score
2	N	Stanford	78 83					96	N	Bowling Green	60 98	195	H	Alabama A&M	60 55
								99	N	Houston	75 96	199	A	Cal St. Fullerton	93 97
												212	H	Northern Ariz.	98 79
												238	H	CSUN	64 56
												250	H	Long Beach St.	79 70
												254	A	UC Riverside	64 80
												277	A	Idaho St.	74 68
												294	H	UC Santa Barbara	85 81
												297	H	San Diego St.	68 80
LAST 10 Division I															
				99	N	Houston	75 96	297	H	San Diego St.	68 80				
				2	N	Stanford	78 83	277	A	Idaho St.	74 68				
				294	H	UC Santa Barbara	85 81	199	A	Cal St. Fullerton	93 97				
				212	H	Northern Ariz.	98 79	254	A	UC Riverside	64 80				
				195	H	Alabama A&M	60 55	96	N	Bowling Green	60 98				

Non-Div I Games: Ottawa (AZ) 103 75 LIFE Pacific 93 48

California Baptist

Loss, Non-Conf, S Site, H Home A Away N Neutral

Average RPI Win:	220	WON-LOST	WINNING	LAST 10	STRENGTH OF	OPP. STRENGTH	TEAM	ADJ.	CONF.	ADJ CONF.
Average RPI Loss:	193	RECORD	PCT. RANK	GAMES	SCHEDULE	OF SCHEDULE	RPI	RPI	RPI	RPI
DIV. I ONLY	3- 3	164	3-3	253	264	186	186	30	30	
DIV. I NON-CONF.	3- 3	163	3-3	254	265	184	184	30	30	
TOTALS	RPI 1-25	RPI 26-50	W-L RECORDS	RPI 51-100	RPI 101-150	RPI 150+				
3- 3	0- 0	0- 0	OVERALL	0- 1	1- 0	2- 2				
2- 0	0- 0	0- 0	HOME	0- 0	1- 0	1- 0				
1- 3	0- 0	0- 0	AWAY	0- 1	0- 0	1- 2				
0- 0	0- 0	0- 0	NEUTRAL	0- 0	0- 0	0- 0				
3- 3	0- 0	0- 0	NON-CONFERENCE	0- 1	1- 0	2- 2				
2- 0	0- 0	0- 0	HOME	0- 0	1- 0	1- 0				
1- 3	0- 0	0- 0	AWAY	0- 1	0- 0	1- 2				
0- 0	0- 0	0- 0	NEUTRAL	0- 0	0- 0	0- 0				
0- 0	0- 0	0- 0	CONFERENCE	0- 0	0- 0	0- 0				
0- 0	0- 0	0- 0	HOME	0- 0	0- 0	0- 0				
0- 0	0- 0	0- 0	AWAY	0- 0	0- 0	0- 0				
0- 0	0- 0	0- 0	NEUTRAL	0- 0	0- 0	0- 0				

RPI 1-25			RPI 26-50			RPI 51-100			RPI 101+			Team's RPI: 186
RPI	S	Opponent	Score	RPI	S	Opponent	Score	RPI	S	Opponent	Score	
						61	A Old Dominion	44	59	125	H UNC Greensboro	72 64
										196	A Wake Forest	46 74
										210	H Kennesaw St.	63 51
										321	A N.C. Central	64 67
										326	A Western Caro.	61 40
LAST 10 Division I												
						61	A Old Dominion	44	59	196	A Wake Forest	46 74
										125	H UNC Greensboro	72 64
										210	H Kennesaw St.	63 51
										321	A N.C. Central	64 67
										326	A Western Caro.	61 40

Non-Div I Games: St. Andrews 122 56 Bluefield Col. 65 41

Campbell

Average RPI Win:	287	WON-LOST	WINNING	LAST 10	STRENGTH OF	OPP. STRENGTH	TEAM	ADJ.	CONF.	ADJ CONF.
Average RPI Loss:	179	RECORD	PCT. RANK	GAMES	SCHEDULE	OF SCHEDULE	RPI	RPI	RPI	RPI
DIV. I ONLY	1- 6	313	1-6	272	253	334	334	21	21	
DIV. I NON-CONF.	1- 6	313	1-6	273	254	333	333	21	21	
TOTALS	RPI 1-25	RPI 26-50	W-L RECORDS	RPI 51-100	RPI 101-150	RPI 150+				
1- 6	0- 0	0- 0	OVERALL	0- 2	0- 0	1- 4				
1- 2	0- 0	0- 0	HOME	0- 1	0- 0	1- 1				
0- 4	0- 0	0- 0	AWAY	0- 1	0- 0	0- 3				
0- 0	0- 0	0- 0	NEUTRAL	0- 0	0- 0	0- 0				
1- 6	0- 0	0- 0	NON-CONFERENCE	0- 2	0- 0	1- 4				
1- 2	0- 0	0- 0	HOME	0- 1	0- 0	1- 1				
0- 4	0- 0	0- 0	AWAY	0- 1	0- 0	0- 3				
0- 0	0- 0	0- 0	NEUTRAL	0- 0	0- 0	0- 0				
0- 0	0- 0	0- 0	CONFERENCE	0- 0	0- 0	0- 0				
0- 0	0- 0	0- 0	HOME	0- 0	0- 0	0- 0				
0- 0	0- 0	0- 0	AWAY	0- 0	0- 0	0- 0				
0- 0	0- 0	0- 0	NEUTRAL	0- 0	0- 0	0- 0				

RPI 1-25				RPI 26-50				RPI 51-100				RPI 101+				Team's RPI: 334	
RPI	S	Opponent	Score	RPI	S	Opponent	Score	RPI	S	Opponent	Score	RPI	S	Opponent	Score		
								67	H	Colgate	69	90	151	A	Youngstown St.	59	87
								75	A	Buffalo	55	71	214	A	Stetson	52	68
													255	A	Vermont	53	76
													287	H	St. Bonaventure	84	82
													313	H	Albany (NY)	53	70
LAST 10 Division I																	
				214	A	Stetson	52	68	287	H	St. Bonaventure	84	82				
				255	A	Vermont	53	76	75	A	Buffalo	55	71				
				313	H	Albany (NY)	53	70	151	A	Youngstown St.	59	87				
				67	H	Colgate	69	90									

Non-Div I Games:

Canisius

Central Ark.

Through Games Of Dec. 19, 2019

Average RPI Win:	301	WON-LOST	WINNING	LAST 10	STRENGTH OF	OPP. STRENGTH	TEAM	ADJ.	CONF.	ADJ CONF.
Average RPI Loss:	165	RECORD	PCT. RANK	GAMES	SCHEDULE	OF SCHEDULE	RPI	RPI	RPI	RPI
DIV. I ONLY	2- 5	260	2-5	311	212	291	291	26	26	
DIV. I NON-CONF.	1- 5	310	1-5	248	130	310	310	26	26	
TOTALS	RPI 1-25	RPI 26-50	W-L RECORDS	RPI 51-100	RPI 101-150	RPI 150+				
2- 5	0- 1	0- 0	OVERALL	0- 0	0- 0	2- 4				
1- 0	0- 0	0- 0	HOME	0- 0	0- 0	1- 0				
1- 5	0- 1	0- 0	AWAY	0- 0	0- 0	1- 4				
0- 0	0- 0	0- 0	NEUTRAL	0- 0	0- 0	0- 0				
1- 5	0- 1	0- 0	NON-CONFERENCE	0- 0	0- 0	1- 4				
1- 0	0- 0	0- 0	HOME	0- 0	0- 0	1- 0				
0- 5	0- 1	0- 0	AWAY	0- 0	0- 0	0- 4				
0- 0	0- 0	0- 0	NEUTRAL	0- 0	0- 0	0- 0				
1- 0	0- 0	0- 0	CONFERENCE	0- 0	0- 0	1- 0				
0- 0	0- 0	0- 0	HOME	0- 0	0- 0	0- 0				
1- 0	0- 0	0- 0	AWAY	0- 0	0- 0	1- 0				
0- 0	0- 0	0- 0	NEUTRAL	0- 0	0- 0	0- 0				

RPI 1-25				RPI 26-50				RPI 51-100				RPI 101+ Team's RPI: 291			
RPI	S	Opponent	Score	RPI	S	Opponent	Score	RPI	S	Opponent	Score	RPI	S	Opponent	Score
13	A	Texas A&M	46 76									165	A	Tennessee	36 63
												173	A	Tulane	38 65
												232	A	Northern Ky.	56 72
												241	A	Little Rock	48 63
												251	H	Jackson St.	57 54
												350	A	Incarnate Word	47 37
LAST 10 Division I															
251	H	Jackson St.	57 54	350	A	Incarnate Word	47 37	13	A	Texas A&M	46 76				
232	A	Northern Ky.	56 72												
173	A	Tulane	38 65												
241	A	Little Rock	48 63												
165	A	Tennessee	36 63												

Non-Div I Games: Hendrix 104 28 Central Baptist 66 43 Crowley's Ridge 82 26

Central Ark.

Loss, Non-Conf, S Site, H Home A Away N Neutral

General RPI Win: 0				Through Games of Dec. 19, 1999					
Average RPI Loss: 199	WON-LOST RECORD	WINNING PCT. RANK	LAST 10 GAMES	STRENGTH OF SCHEDULE	OPP. STRENGTH OF SCHEDULE	TEAM RPI	ADJ. RPI	CONF. RPI	ADJ CONF. RPI
DIV. I ONLY	0- 10	336	0-10	207	334	338	338	29	29
DIV. I NON-CONF.	0- 10	336	0-10	210	335	338	338	29	29
TOTALS	RPI 1-25	RPI 26-50	W-L RECORDS	RPI 51-100	RPI 101-150	RPI 150+			
0- 10	0- 0	0- 1	OVERALL	0- 1	0- 3	0- 5			
0- 3	0- 0	0- 0	HOME	0- 0	0- 0	0- 3			
0- 7	0- 0	0- 1	AWAY	0- 1	0- 3	0- 2			
0- 0	0- 0	0- 0	NEUTRAL	0- 0	0- 0	0- 0			
0- 10	0- 0	0- 1	NON-CONFERENCE	0- 1	0- 3	0- 5			
0- 3	0- 0	0- 0	HOME	0- 0	0- 0	0- 3			
0- 7	0- 0	0- 1	AWAY	0- 1	0- 3	0- 2			
0- 0	0- 0	0- 0	NEUTRAL	0- 0	0- 0	0- 0			
0- 0	0- 0	0- 0	CONFERENCE	0- 0	0- 0	0- 0			
0- 0	0- 0	0- 0	HOME	0- 0	0- 0	0- 0			
0- 0	0- 0	0- 0	AWAY	0- 0	0- 0	0- 0			
0- 0	0- 0	0- 0	NEUTRAL	0- 0	0- 0	0- 0			

RPI 1-25				RPI 26-50				RPI 51-100				RPI 101+				Team's RPI: 338	
RPI	S	Opponent	Score	RPI	S	Opponent	Score	RPI	S	Opponent	Score	RPI	S	Opponent	Score		
				46	A	FGCU	60 94										
								75	A	Buffalo	56 61	106	A	Lehigh	51 70		
												109	A	Duquesne	33 72		
												137	A	Fla. Atlantic	54 72		
												248	H	UMass Lowell	54 56		
												306	A	Pittsburgh	73 81		
												313	H	Albany (NY)	63 73		
												318	H	Brown	73 83		
												335	A	New Hampshire	59 70		
LAST 10 Division I																	
				109	A	Duquesne	33 72	46	A	FGCU	60 94						
				106	A	Lehigh	51 70	137	A	Fla. Atlantic	54 72						
				318	H	Brown	73 83	335	A	New Hampshire	59 70						
				306	A	Pittsburgh	73 81	248	H	UMass Lowell	54 56						
				75	A	Buffalo	56 61	313	H	Albany (NY)	63 73						

Non-Div I Games:

Central Conn. St.

■ Loss, ■ Non-Conf, S Site, H Home A Away N Neutral

Average RPI Win:	165	WON-LOST	WINNING	LAST 10	STRENGTH OF	OPP. STRENGTH	TEAM	ADJ.	CONF.	ADJ CONF.
Average RPI Loss:	44	RECORD	PCT. RANK	GAMES	SCHEDULE	OF SCHEDULE	RPI	RPI	RPI	RPI
DIV. I ONLY	6- 3	89	6-3	115	28	69	69	11	11	
DIV. I NON-CONF.	6- 3	88	6-3	114	29	67	67	11	11	
TOTALS	RPI 1-25	RPI 26-50	W-L RECORDS	RPI 51-100	RPI 101-150	RPI 150+				
6- 3	0- 1	0- 1	OVERALL	1- 1	2- 0	3- 0				
4- 1	0- 0	0- 0	HOME	1- 1	1- 0	2- 0				
2- 2	0- 1	0- 1	AWAY	0- 0	1- 0	1- 0				
0- 0	0- 0	0- 0	NEUTRAL	0- 0	0- 0	0- 0				
6- 3	0- 1	0- 1	NON-CONFERENCE	1- 1	2- 0	3- 0				
4- 1	0- 0	0- 0	HOME	1- 1	1- 0	2- 0				
2- 2	0- 1	0- 1	AWAY	0- 0	1- 0	1- 0				
0- 0	0- 0	0- 0	NEUTRAL	0- 0	0- 0	0- 0				
0- 0	0- 0	0- 0	CONFERENCE	0- 0	0- 0	0- 0				
0- 0	0- 0	0- 0	HOME	0- 0	0- 0	0- 0				
0- 0	0- 0	0- 0	AWAY	0- 0	0- 0	0- 0				
0- 0	0- 0	0- 0	NEUTRAL	0- 0	0- 0	0- 0				

RPI 1-25				RPI 26-50				RPI 51-100 Team's RPI: 69				RPI 101+			
RPI	S	Opponent	Score	RPI	S	Opponent	Score	RPI	S	Opponent	Score	RPI	S	Opponent	Score
4	A	Louisville	63 76	38	A	Western Ky.	58 93	78	H	Marist	77 54	121	A	South Dakota St.	79 74
								91	H	Green Bay	105 111	126	H	Dayton	81 80
												197	H	Northeastern	79 63
												215	H	Iona	70 50
												253	A	Oakland	65 47
LAST 10 Division I															
126	H	Dayton	81 80	253	A	Oakland	65 47								
38	A	Western Ky.	58 93	121	A	South Dakota St.	79 74								
4	A	Louisville	63 76	215	H	Iona	70 50								
91	H	Green Bay	105 111	78	H	Marist	77 54								
				197	H	Northeastern	79 63								

Non-Div I Games:

Central Mich.

■ Loss,
 ■ Non-Conf, S Site,
 ■ Home
 ■ Away
 N Neutral

Charleston So.

Through Games Of Dec. 19, 2019

Average RPI Win:	0	WON-LOST	WINNING	LAST 10	STRENGTH OF	OPP. STRENGTH	TEAM	ADJ.	CONF.	ADJ CONF.
Average RPI Loss:	174	RECORD	PCT. RANK	GAMES	SCHEDULE	OF SCHEDULE	RPI	RPI	RPI	RPI
DIV. I ONLY	0- 6	336	0-6	154	332	329	329	30	30	
DIV. I NON-CONF.	0- 6	336	0-6	157	331	328	328	30	30	
TOTALS	RPI 1-25	RPI 26-50	W-L RECORDS	RPI 51-100	RPI 101-150	RPI 150+				
0- 6	0- 1	0- 0	OVERALL	0- 2	0- 0	0- 3				
0- 3	0- 0	0- 0	HOME	0- 1	0- 0	0- 2				
0- 3	0- 1	0- 0	AWAY	0- 1	0- 0	0- 1				
0- 0	0- 0	0- 0	NEUTRAL	0- 0	0- 0	0- 0				
0- 6	0- 1	0- 0	NON-CONFERENCE	0- 2	0- 0	0- 3				
0- 3	0- 0	0- 0	HOME	0- 1	0- 0	0- 2				
0- 3	0- 1	0- 0	AWAY	0- 1	0- 0	0- 1				
0- 0	0- 0	0- 0	NEUTRAL	0- 0	0- 0	0- 0				
0- 0	0- 0	0- 0	CONFERENCE	0- 0	0- 0	0- 0				
0- 0	0- 0	0- 0	HOME	0- 0	0- 0	0- 0				
0- 0	0- 0	0- 0	AWAY	0- 0	0- 0	0- 0				
0- 0	0- 0	0- 0	NEUTRAL	0- 0	0- 0	0- 0				

RPI 1-25				RPI 26-50				RPI 51-100				RPI 101+ Team's RPI: 329			
RPI	S	Opponent	Score	RPI	S	Opponent	Score	RPI	S	Opponent	Score	RPI	S	Opponent	Score
14	A	Florida St.	36 88					85	A	North Carolina	54 85	174	H	Bethune-Cookman	41 81
								95	H	North Dakota	57 73	326	A	Western Caro.	64 69
												349	H	South Carolina St.	75 81
LAST 10 Division I															
				326	A	Western Caro.	64 69	95	H	North Dakota	57 73				
								174	H	Bethune-Cookman	41 81				
								85	A	North Carolina	54 85				
								349	H	South Carolina St.	75 81				
								14	A	Florida St.	36 88				

Non-Div I Games: Columbia (SC) 76 59 Virginia-Lynchburg 92 55

Charleston So.

Loss, Non-Conf, S Site, H Home A Away N Neutral

Average RPI Win: 163	WON-LOST	WINNING	LAST 10	STRENGTH OF	OPP. STRENGTH	TEAM	ADJ.	CONF.	ADJ CONF.
Average RPI Loss: 103	RECORD	PCT. RANK	GAMES	SCHEDULE	OF SCHEDULE	RPI	RPI	RPI	RPI
DIV. I ONLY	7- 2	55	7-2	89	112	40	40	14	14
DIV. I NON-CONF.	7- 2	54	7-2	89	111	41	41	14	14
TOTALS	RPI 1-25	RPI 26-50	W-L RECORDS	RPI 51-100	RPI 101-150	RPI 150+			
7- 2	0- 0	1- 1	OVERALL	1- 0	0- 0	5- 1			
3- 1	0- 0	1- 0	HOME	0- 0	0- 0	2- 1			
2- 1	0- 0	0- 1	AWAY	0- 0	0- 0	2- 0			
2- 0	0- 0	0- 0	NEUTRAL	1- 0	0- 0	1- 0			
7- 2	0- 0	1- 1	NON-CONFERENCE	1- 0	0- 0	5- 1			
3- 1	0- 0	1- 0	HOME	0- 0	0- 0	2- 1			
2- 1	0- 0	0- 1	AWAY	0- 0	0- 0	2- 0			
2- 0	0- 0	0- 0	NEUTRAL	1- 0	0- 0	1- 0			
0- 0	0- 0	0- 0	CONFERENCE	0- 0	0- 0	0- 0			
0- 0	0- 0	0- 0	HOME	0- 0	0- 0	0- 0			
0- 0	0- 0	0- 0	AWAY	0- 0	0- 0	0- 0			
0- 0	0- 0	0- 0	NEUTRAL	0- 0	0- 0	0- 0			

RPI 1-25				RPI 26-50				Team's RPI: 40				RPI 51-100				RPI 101+			
RPI	S	Opponent	Score	RPI	S	Opponent	Score	RPI	S	Opponent	Score	RPI	S	Opponent	Score	RPI	S	Opponent	Score
				43	H	Richmond	78 59					80	N	Boston College	84 68	159	H	Fordham	51 76
				47	A	Kentucky	39 86									173	N	Tulane	60 56
																178	H	Gardner-Webb	74 49
																196	A	Wake Forest	77 65
																202	H	Delaware	61 57
																272	A	East Carolina	59 47
LAST 10 Division I																			
				202	H	Delaware	61 57					272	A	East Carolina	59 47				
				47	A	Kentucky	39 86					196	A	Wake Forest	77 65				
				173	N	Tulane	60 56					43	H	Richmond	78 59				
				80	N	Boston College	84 68					178	H	Gardner-Webb	74 49				
				159	H	Fordham	51 76												

Non-Div I Games:

Charlotte

■ Loss,
 ■ Non-Conf, S Site,
 ■ Home
 ■ Away
 N Neutral

Chattanooga

Through Games Of Dec. 19, 2019

Average RPI Win:	172	WON-LOST	WINNING	LAST 10	STRENGTH OF	OPP. STRENGTH	TEAM	ADJ.	CONF.	ADJ CONF.
Average RPI Loss:	105	RECORD	PCT. RANK	GAMES	SCHEDULE	OF SCHEDULE	RPI	RPI	RPI	RPI
DIV. I ONLY	1- 12	335	0-10	56	105	246	246	24	24	
DIV. I NON-CONF.	1- 12	335	0-10	57	106	246	246	24	24	
TOTALS	RPI 1-25	RPI 26-50	W-L RECORDS	RPI 51-100	RPI 101-150	RPI 150+				
1- 12	0- 2	0- 1	OVERALL	0- 2	0- 5	1- 2				
0- 5	0- 1	0- 0	HOME	0- 2	0- 1	0- 1				
1- 7	0- 1	0- 1	AWAY	0- 0	0- 4	1- 1				
0- 0	0- 0	0- 0	NEUTRAL	0- 0	0- 0	0- 0				
1- 12	0- 2	0- 1	NON-CONFERENCE	0- 2	0- 5	1- 2				
0- 5	0- 1	0- 0	HOME	0- 2	0- 1	0- 1				
1- 7	0- 1	0- 1	AWAY	0- 0	0- 4	1- 1				
0- 0	0- 0	0- 0	NEUTRAL	0- 0	0- 0	0- 0				
0- 0	0- 0	0- 0	CONFERENCE	0- 0	0- 0	0- 0				
0- 0	0- 0	0- 0	HOME	0- 0	0- 0	0- 0				
0- 0	0- 0	0- 0	AWAY	0- 0	0- 0	0- 0				
0- 0	0- 0	0- 0	NEUTRAL	0- 0	0- 0	0- 0				

RPI 1-25				RPI 26-50				RPI 51-100				RPI 101+ Team's RPI: 246			
RPI	S	Opponent	Score	RPI	S	Opponent	Score	RPI	S	Opponent	Score	RPI	S	Opponent	Score
4	A	Louisville	37 86	28	A	NC State	38 74	73	H	Austin Peay	49 50	112	A	Belmont	50 63
15	H	Purdue	34 66					86	H	Troy	51 90	121	A	South Dakota St.	56 71
												130	A	Cincinnati	53 72
												138	H	Northern Colo.	42 59
												146	A	UT Martin	51 78
												172	A	Liberty	71 54
												185	A	Eastern Ky.	65 71
												218	H	Hampton	55 84
LAST 10 Division I															
86	H	Troy	51 90	28	A	NC State	38 74	73	H	Austin Peay	49 50	4	A	Louisville	37 86
121	A	South Dakota St.	56 71	73	H	Austin Peay	49 50	4	A	Louisville	37 86	130	A	Cincinnati	53 72
146	A	UT Martin	51 78	4	A	Louisville	37 86	130	A	Cincinnati	53 72	15	H	Purdue	34 66
185	A	Eastern Ky.	65 71	15	H	Purdue	34 66								
138	H	Northern Colo.	42 59												

Non-Div I Games:

Chattanooga

■ Loss,
 ■ Non-Conf, S Site,
 ■ Home
 ■ Away
 N Neutral

Average RPI Win:	0	WON-LOST	WINNING	LAST 10	STRENGTH OF	OPP. STRENGTH	TEAM	ADJ.	CONF.	ADJ CONF.
Average RPI Loss:	202	RECORD	PCT. RANK	GAMES	SCHEDULE	OF SCHEDULE	RPI	RPI	RPI	RPI
DIV. I ONLY	0- 12	336	0-10	238	320	340	340	32	32	
DIV. I NON-CONF.	0- 12	336	0-10	240	318	340	340	32	32	
TOTALS	RPI 1-25	RPI 26-50	W-L RECORDS	RPI 51-100	RPI 101-150	RPI 150+				
0- 12	0- 0	0- 0	OVERALL	0- 4	0- 1	0- 7				
0- 6	0- 0	0- 0	HOME	0- 3	0- 0	0- 3				
0- 5	0- 0	0- 0	AWAY	0- 1	0- 1	0- 3				
0- 1	0- 0	0- 0	NEUTRAL	0- 0	0- 0	0- 1				
0- 12	0- 0	0- 0	NON-CONFERENCE	0- 4	0- 1	0- 7				
0- 6	0- 0	0- 0	HOME	0- 3	0- 0	0- 3				
0- 5	0- 0	0- 0	AWAY	0- 1	0- 1	0- 3				
0- 1	0- 0	0- 0	NEUTRAL	0- 0	0- 0	0- 1				
0- 0	0- 0	0- 0	CONFERENCE	0- 0	0- 0	0- 0				
0- 0	0- 0	0- 0	HOME	0- 0	0- 0	0- 0				
0- 0	0- 0	0- 0	AWAY	0- 0	0- 0	0- 0				
0- 0	0- 0	0- 0	NEUTRAL	0- 0	0- 0	0- 0				

RPI 1-25				RPI 26-50				RPI 51-100				RPI 101+				Team's RPI: 340	
RPI	S	Opponent	Score	RPI	S	Opponent	Score	RPI	S	Opponent	Score	RPI	S	Opponent	Score		
								55	H	Loyola Chicago	53	98	145	A	Illinois	66	96
								58	H	Arizona	50	82	192	H	Western Ill.	78	88
								89	A	UT Arlington	53	84	253	H	Oakland	70	98
								91	H	Green Bay	46	102	260	A	Western Mich.	69	90
													294	N	UC Santa Barbara	65	96
													324	A	Nevada	60	80
													325	H	UIC	61	73
													333	A	Evansville	42	76
LAST 10 Division I																	
260	A	Western Mich.	69	90	333	A	Evansville	42	76								
192	H	Western Ill.	78	88	91	H	Green Bay	46	102								
325	H	UIC	61	73	55	H	Loyola Chicago	53	98								
294	N	UC Santa Barbara	65	96	253	H	Oakland	70	98								
324	A	Nevada	60	80	58	H	Arizona	50	82								

Non-Div I Games:

Chicago St.

Average RPI Win: 188		WON-LOST	WINNING	LAST 10	STRENGTH OF	OPP. STRENGTH	TEAM	ADJ.	CONF.	ADJ CONF.
Average RPI Loss: 43		RECORD	PCT. RANK	GAMES	SCHEDULE	OF SCHEDULE	RPI	RPI	RPI	RPI
DIV. I ONLY		7- 4	102	6-4	169	32	130	130	8	8
DIV. I NON-CONF.		7- 4	102	6-4	172	33	131	131	8	8
TOTALS	RPI 1-25		RPI 26-50		W-L RECORDS		RPI 51-100		RPI 101-150	RPI 150+
7- 4	0- 2		0- 1		OVERALL		1- 0		1- 1	5- 0
5- 2	0- 1		0- 1		HOME		1- 0		1- 0	3- 0
2- 0	0- 0		0- 0		AWAY		0- 0		0- 0	2- 0
0- 2	0- 1		0- 0		NEUTRAL		0- 0		0- 1	0- 0
7- 4	0- 2		0- 1		NON-CONFERENCE		1- 0		1- 1	5- 0
5- 2	0- 1		0- 1		HOME		1- 0		1- 0	3- 0
2- 0	0- 0		0- 0		AWAY		0- 0		0- 0	2- 0
0- 2	0- 1		0- 0		NEUTRAL		0- 0		0- 1	0- 0
0- 0	0- 0		0- 0		CONFERENCE		0- 0		0- 0	0- 0
0- 0	0- 0		0- 0		HOME		0- 0		0- 0	0- 0
0- 0	0- 0		0- 0		AWAY		0- 0		0- 0	0- 0
0- 0	0- 0		0- 0		NEUTRAL		0- 0		0- 0	0- 0

RPI 1-25			
RPI	S	Opponent	Score
20	N	Iowa	61 69
21	H	Ohio St.	73 78
RPI 26-50			
RPI	S	Opponent	Score
27	H	Saint Louis	50 60
RPI 51-100			
RPI	S	Opponent	Score
92	H	Ball St.	63 56
RPI 101+			
RPI	S	Opponent	Score
103	N	Bucknell	48 56
132	H	Miami (OH)	98 68
191	H	Utah	68 62
195	H	Alabama A&M	62 47
200	A	VCU	58 56
246	H	Chattanooga	72 53
261	A	Xavier	85 78

Non-Div I Games:

Cincinnati

Loss, Non-Conf, S Site, H Home A Away N Neutral

Average RPI Win:	254	WON-LOST	WINNING	LAST 10	STRENGTH OF	OPP. STRENGTH	TEAM	ADJ.	CONF.	ADJ CONF.
Average RPI Loss:	87	RECORD	PCT. RANK	GAMES	SCHEDULE	OF SCHEDULE	RPI	RPI	RPI	RPI
DIV. I ONLY	4- 7	229	3-7	71	129	184	184	3	3	
DIV. I NON-CONF.	4- 6	212	3-6	131	136	195	195	3	3	
TOTALS	RPI 1-25	RPI 26-50	W-L RECORDS	RPI 51-100	RPI 101-150	RPI 150+				
4- 7	0- 3	0- 0	OVERALL	0- 2	1- 0	3- 2				
2- 4	0- 2	0- 0	HOME	0- 1	1- 0	1- 1				
1- 2	0- 1	0- 0	AWAY	0- 0	0- 0	1- 1				
1- 1	0- 0	0- 0	NEUTRAL	0- 1	0- 0	1- 0				
4- 6	0- 2	0- 0	NON-CONFERENCE	0- 2	1- 0	3- 2				
2- 3	0- 1	0- 0	HOME	0- 1	1- 0	1- 1				
1- 2	0- 1	0- 0	AWAY	0- 0	0- 0	1- 1				
1- 1	0- 0	0- 0	NEUTRAL	0- 1	0- 0	1- 0				
0- 1	0- 1	0- 0	CONFERENCE	0- 0	0- 0	0- 0				
0- 1	0- 1	0- 0	HOME	0- 0	0- 0	0- 0				
0- 0	0- 0	0- 0	AWAY	0- 0	0- 0	0- 0				
0- 0	0- 0	0- 0	NEUTRAL	0- 0	0- 0	0- 0				

RPI	S	Opponent	Score	RPI	S	Opponent	Score	RPI	S	Opponent	Score	RPI	S	Opponent	Score	Team's RPI: 184
6	H	South Carolina	48 84					51	N	Maryland	44 63	110	H	Furman	77 71	
14	H	Florida St.	64 81					60	H	Alabama	54 67	227	A	Penn St.	55 68	
20	A	Iowa	60 74									234	H	Navy	52 65	
												281	H	Alabama St.	76 43	
												307	A	Mercer	65 61	
												319	N	Alcorn	77 46	
LAST 10 Division I																
14	H	Florida St.	64 81	307	A	Mercer	65 61									
20	A	Iowa	60 74	227	A	Penn St.	55 68									
319	N	Alcorn	77 46	281	H	Alabama St.	76 43									
51	N	Maryland	44 63	60	H	Alabama	54 67									
6	H	South Carolina	48 84	234	H	Navy	52 65									

Non-Div I Games:

Clemson

■ Loss,
 ■ Non-Conf, S Site,
 ■ Home
 ■ Away
 N Neutral

Average RPI Win:	273	WON-LOST	WINNING	LAST 10	STRENGTH OF	OPP. STRENGTH	TEAM	ADJ.	CONF.	ADJ CONF.
Average RPI Loss:	96	RECORD	PCT. RANK	GAMES	SCHEDULE	OF SCHEDULE	RPI	RPI	RPI	RPI
DIV. I ONLY	8- 1	28	8-1	345	118	153	153	16	16	
DIV. I NON-CONF.	8- 1	28	8-1	345	118	152	152	16	16	
TOTALS	RPI 1-25	RPI 26-50	W-L RECORDS	RPI 51-100	RPI 101-150	RPI 150+				
8- 1	0- 0	0- 0	OVERALL	0- 1	1- 0	7- 0				
1- 0	0- 0	0- 0	HOME	0- 0	1- 0	0- 0				
7- 1	0- 0	0- 0	AWAY	0- 1	0- 0	7- 0				
0- 0	0- 0	0- 0	NEUTRAL	0- 0	0- 0	0- 0				
8- 1	0- 0	0- 0	NON-CONFERENCE	0- 1	1- 0	7- 0				
1- 0	0- 0	0- 0	HOME	0- 0	1- 0	0- 0				
7- 1	0- 0	0- 0	AWAY	0- 1	0- 0	7- 0				
0- 0	0- 0	0- 0	NEUTRAL	0- 0	0- 0	0- 0				
0- 0	0- 0	0- 0	CONFERENCE	0- 0	0- 0	0- 0				
0- 0	0- 0	0- 0	HOME	0- 0	0- 0	0- 0				
0- 0	0- 0	0- 0	AWAY	0- 0	0- 0	0- 0				
0- 0	0- 0	0- 0	NEUTRAL	0- 0	0- 0	0- 0				

RPI 1-25				RPI 26-50				RPI 51-100				RPI 101+				Team's RPI: 153	
RPI	S	Opponent	Score	RPI	S	Opponent	Score	RPI	S	Opponent	Score	RPI	S	Opponent	Score		
								96	A	Bowling Green	62	89	139	H	Akron	66	62
													233	A	Delaware St.	57	49
													264	A	ETSU	62	54
													266	A	Omaha	79	66
													287	A	St. Bonaventure	65	62
													326	A	Western Caro.	68	61
													330	A	Hofstra	61	51
													336	A	LIU Brooklyn	79	49
LAST 10 Division I																	
				264	A	ETSU	62	54		266	A	Omaha	79	66			
				326	A	Western Caro.	68	61		330	A	Hofstra	61	51			
				233	A	Delaware St.	57	49		336	A	LIU Brooklyn	79	49			
				139	H	Akron	66	62		96	A	Bowling Green	62	89			
				287	A	St. Bonaventure	65	62									

Non-Div I Games: Davis & Elkins 110 41

Cleveland St.

Coastal Caro.

Through Games Of Dec. 19, 2019

Average RPI Win:	242	WON-LOST	WINNING	LAST 10	STRENGTH OF	OPP. STRENGTH	TEAM	ADJ.	CONF.	ADJ CONF.
Average RPI Loss:	43	RECORD	PCT. RANK	GAMES	SCHEDULE	OF SCHEDULE	RPI	RPI	RPI	RPI
DIV. I ONLY	7- 1	35	7-1	321	86	134	134	25	25	
DIV. I NON-CONF.	7- 1	35	7-1	321	84	135	135	25	25	
TOTALS	RPI 1-25	RPI 26-50	W-L RECORDS	RPI 51-100	RPI 101-150	RPI 150+				
7- 1	0- 0	0- 1	OVERALL	0- 0	1- 0	6- 0				
3- 1	0- 0	0- 1	HOME	0- 0	1- 0	2- 0				
3- 0	0- 0	0- 0	AWAY	0- 0	0- 0	3- 0				
1- 0	0- 0	0- 0	NEUTRAL	0- 0	0- 0	1- 0				
7- 1	0- 0	0- 1	NON-CONFERENCE	0- 0	1- 0	6- 0				
3- 1	0- 0	0- 1	HOME	0- 0	1- 0	2- 0				
3- 0	0- 0	0- 0	AWAY	0- 0	0- 0	3- 0				
1- 0	0- 0	0- 0	NEUTRAL	0- 0	0- 0	1- 0				
0- 0	0- 0	0- 0	CONFERENCE	0- 0	0- 0	0- 0				
0- 0	0- 0	0- 0	HOME	0- 0	0- 0	0- 0				
0- 0	0- 0	0- 0	AWAY	0- 0	0- 0	0- 0				
0- 0	0- 0	0- 0	NEUTRAL	0- 0	0- 0	0- 0				

RPI S	Opponent	Score	RPI S	Opponent	Score	RPI S	Opponent	Score	RPI S	Opponent	Score	Team's RPI: 134
43	H Richmond	67 79							125	H UNC Greensboro	63 54	
									157	H George Mason	74 59	
									194	N Elon	76 65	
									286	A Wofford	78 73	
									300	A UNCW	62 43	
									303	H Ark.-Pine Bluff	76 69	
									326	A Western Caro.	66 43	
LAST 10 Division I												
157	H George Mason	74 59	194	N Elon	76 65							
43	H Richmond	67 79	300	A UNCW	62 43							
326	A Western Caro.	66 43	303	H Ark.-Pine Bluff	76 69							
286	A Wofford	78 73										
125	H UNC Greensboro	63 54										

Non-Div I Games: UNC Pembroke 86 44 Wesleyan (GA) 132 32

Coastal Caro.

Loss, Non-Conf, S Site, H Home A Away N Neutral

Average RPI Win: 323						WON-LOST		WINNING		LAST 10				STRENGTH OF		OPP. STRENGTH		TEAM		ADJ.		CONF.		ADJ CONF.	
Average RPI Loss: 187						RECORD		PCT. RANK		GAMES				SCHEDULE		OF SCHEDULE		RPI		RPI		RPI		RPI	
DIV. I ONLY						4- 4		164		4-4				342		315		301		301		20		20	
DIV. I NON-CONF.						4- 4		163		4-4				343		313		300		300		20		20	
TOTALS						RPI 1-25		RPI 26-50		W-L RECORDS				RPI 51-100		RPI 101-150		RPI 150+							
4- 4						0- 0		0- 0		OVERALL				0- 0		0- 1		4- 3							
1- 2						0- 0		0- 0		HOME				0- 0		0- 1		1- 1							
3- 2						0- 0		0- 0		AWAY				0- 0		0- 0		3- 2							
0- 0						0- 0		0- 0		NEUTRAL				0- 0		0- 0		0- 0							
4- 4						0- 0		0- 0		NON-CONFERENCE				0- 0		0- 1		4- 3							
1- 2						0- 0		0- 0		HOME				0- 0		0- 1		1- 1							
3- 2						0- 0		0- 0		AWAY				0- 0		0- 0		3- 2							
0- 0						0- 0		0- 0		NEUTRAL				0- 0		0- 0		0- 0							
0- 0						0- 0		0- 0		CONFERENCE				0- 0		0- 0		0- 0							
0- 0						0- 0		0- 0		HOME				0- 0		0- 0		0- 0							
0- 0						0- 0		0- 0		AWAY				0- 0		0- 0		0- 0							
0- 0						0- 0		0- 0		NEUTRAL				0- 0		0- 0		0- 0							

RPI 1-25				RPI 26-50				RPI 51-100				RPI 101+				Team's RPI: 301	
RPI	S	Opponent	Score	RPI	S	Opponent	Score	RPI	S	Opponent	Score	RPI	S	Opponent	Score		
												125	H	UNC Greensboro	56	69	
												157	H	George Mason	61	72	
												196	A	Wake Forest	50	106	
												269	A	Presbyterian	54	58	
												302	A	High Point	79	70	
												320	A	Winthrop	84	73	
												321	H	N.C. Central	85	78	
												349	A	South Carolina St.	76	55	
LAST 10 Division I																	
				321	H	N.C. Central	85 78	125	H	UNC Greensboro	56	69					
				302	A	High Point	79 70	320	A	Winthrop	84	73					
				196	A	Wake Forest	50 106	269	A	Presbyterian	54	58					
				157	H	George Mason	61 72	349	A	South Carolina St.	76	55					

Non-Div I Games: Coker

82 57

Col. of Charleston

Loss, Non-Conf, S Site, H Home A Away N Neutral

Average RPI Win:	236	WON-LOST	WINNING	LAST 10	STRENGTH OF	OPP. STRENGTH	TEAM	ADJ.	CONF.	ADJ CONF.
Average RPI Loss:	32	RECORD	PCT. RANK	GAMES	SCHEDULE	OF SCHEDULE	RPI	RPI	RPI	RPI
DIV. I ONLY	7- 3	75	7-3	196	93	67	67	13	13	
DIV. I NON-CONF.	7- 3	75	7-3	196	93	65	65	13	13	
TOTALS	RPI 1-25	RPI 26-50	W-L RECORDS	RPI 51-100	RPI 101-150	RPI 150+				
7- 3	0- 1	0- 1	OVERALL	1- 1	0- 0	6- 0				
4- 0	0- 0	0- 0	HOME	1- 0	0- 0	3- 0				
3- 3	0- 1	0- 1	AWAY	0- 1	0- 0	3- 0				
0- 0	0- 0	0- 0	NEUTRAL	0- 0	0- 0	0- 0				
7- 3	0- 1	0- 1	NON-CONFERENCE	1- 1	0- 0	6- 0				
4- 0	0- 0	0- 0	HOME	1- 0	0- 0	3- 0				
3- 3	0- 1	0- 1	AWAY	0- 1	0- 0	3- 0				
0- 0	0- 0	0- 0	NEUTRAL	0- 0	0- 0	0- 0				
0- 0	0- 0	0- 0	CONFERENCE	0- 0	0- 0	0- 0				
0- 0	0- 0	0- 0	HOME	0- 0	0- 0	0- 0				
0- 0	0- 0	0- 0	AWAY	0- 0	0- 0	0- 0				
0- 0	0- 0	0- 0	NEUTRAL	0- 0	0- 0	0- 0				

RPI 1-25				RPI 26-50				RPI 51-100				RPI 101+			
RPI	S	Opponent	Score	RPI	S	Opponent	Score	RPI	S	Opponent	Score	RPI	S	Opponent	Score
9	A	Northwestern	44 73	27	A	Saint Louis	51 61	60	A	Alabama	52 72	169	A	Cornell	62 58
								72	H	Yale	70 67	244	H	Niagara	85 72
												248	H	UMass Lowell	73 51
												276	H	Siena	88 51
												309	A	NJIT	79 52
												334	A	Canisius	90 69
LAST 10 Division I															
60	A	Alabama	52 72	276	H	Siena	88 51								
72	H	Yale	70 67	244	H	Niagara	85 72								
169	A	Cornell	62 58	9	A	Northwestern	44 73								
248	H	UMass Lowell	73 51	27	A	Saint Louis	51 61								
309	A	NJIT	79 52	334	A	Canisius	90 69								

Non-Div I Games:

Colgate

■ Loss,
 ■ Non-Conf,
 ■ S Site,
 ■ H Home
 ■ A Away
 N Neutral

Average RPI Win: 208		WON-LOST	WINNING	LAST 10	STRENGTH OF	OPP. STRENGTH	TEAM	ADJ.	CONF.	ADJ CONF.
Average RPI Loss: 0		RECORD	PCT. RANK	GAMES	SCHEDULE	OF SCHEDULE	RPI	RPI	RPI	RPI
DIV. I ONLY		9- 0	1	9-0	263	127	44	44	1	1
DIV. I NON-CONF.		9- 0	1	9-0	265	127	45	45	1	1
TOTALS	RPI 1-25	RPI 26-50		W-L RECORDS		RPI 51-100	RPI 101-150	RPI 150+		
9- 0	0- 0	0- 0		OVERALL		2- 0	0- 0	7- 0		
6- 0	0- 0	0- 0		HOME		2- 0	0- 0	4- 0		
3- 0	0- 0	0- 0		AWAY		0- 0	0- 0	3- 0		
0- 0	0- 0	0- 0		NEUTRAL		0- 0	0- 0	0- 0		
9- 0	0- 0	0- 0		NON-CONFERENCE		2- 0	0- 0	7- 0		
6- 0	0- 0	0- 0		HOME		2- 0	0- 0	4- 0		
3- 0	0- 0	0- 0		AWAY		0- 0	0- 0	3- 0		
0- 0	0- 0	0- 0		NEUTRAL		0- 0	0- 0	0- 0		
0- 0	0- 0	0- 0		CONFERENCE		0- 0	0- 0	0- 0		
0- 0	0- 0	0- 0		HOME		0- 0	0- 0	0- 0		
0- 0	0- 0	0- 0		AWAY		0- 0	0- 0	0- 0		
0- 0	0- 0	0- 0		NEUTRAL		0- 0	0- 0	0- 0		

RPI 1-25				RPI 26-50				Team's RPI: 44				RPI 51-100				RPI 101+			
RPI	S	Opponent	Score	RPI	S	Opponent	Score	RPI	S	Opponent	Score	RPI	S	Opponent	Score	RPI	S	Opponent	Score
												54	H	Texas Southern	74 50	183	A	Wyoming	66 56
												63	H	Wisconsin	74 57	216	H	Jacksonville	66 44
																249	H	Denver	96 70
																258	H	Indiana St.	59 46
																261	A	Xavier	62 53
																280	A	Colorado St.	79 75
																309	H	NJIT	80 57
LAST 10 Division I																			
				249	H	Denver	96 70					261	A	Xavier	62 53				
				183	A	Wyoming	66 56					54	H	Texas Southern	74 50				
				63	H	Wisconsin	74 57					258	H	Indiana St.	59 46				
				309	H	NJIT	80 57					216	H	Jacksonville	66 44				
												280	A	Colorado St.	79 75				

Non-Div I Games:

Colorado

■ Loss, ■ Non-Conf, S Site, H Home A Away N Neutral

Colorado St.

Through Games Of Dec. 19, 2019

Average RPI Win:	270	WON-LOST	WINNING	LAST 10	STRENGTH OF	OPP. STRENGTH	TEAM	ADJ.	CONF.	ADJ CONF.
Average RPI Loss:	138	RECORD	PCT. RANK	GAMES	SCHEDULE	OF SCHEDULE	RPI	RPI	RPI	RPI
DIV. I ONLY	4- 6	212	4-6	261	261	280	280	22	22	
DIV. I NON-CONF.	4- 4	163	4-4	264	282	257	257	22	22	
TOTALS	RPI 1-25	RPI 26-50	W-L RECORDS	RPI 51-100	RPI 101-150	RPI 150+				
4- 6	0- 0	0- 1	OVERALL	0- 1	1- 2	3- 2				
3- 3	0- 0	0- 1	HOME	0- 1	0- 1	3- 0				
1- 3	0- 0	0- 0	AWAY	0- 0	1- 1	0- 2				
0- 0	0- 0	0- 0	NEUTRAL	0- 0	0- 0	0- 0				
4- 4	0- 0	0- 1	NON-CONFERENCE	0- 0	1- 2	3- 1				
3- 2	0- 0	0- 1	HOME	0- 0	0- 1	3- 0				
1- 2	0- 0	0- 0	AWAY	0- 0	1- 1	0- 1				
0- 0	0- 0	0- 0	NEUTRAL	0- 0	0- 0	0- 0				
0- 2	0- 0	0- 0	CONFERENCE	0- 1	0- 0	0- 1				
0- 1	0- 0	0- 0	HOME	0- 1	0- 0	0- 0				
0- 1	0- 0	0- 0	AWAY	0- 0	0- 0	0- 1				
0- 0	0- 0	0- 0	NEUTRAL	0- 0	0- 0	0- 0				

RPI 1-25			RPI 26-50			RPI 51-100			RPI 101+			Team's RPI: 280
RPI	S	Opponent	Score	RPI	S	Opponent	Score	RPI	S	Opponent	Score	
				44	H	Colorado	75 79	66	H	Boise St.	69 72	
								116	A	Idaho	54 61	
								138	A	Northern Colo.	75 58	
								141	H	Northern Ill.	75 80	
								165	A	Tennessee	41 79	
								254	H	UC Riverside	52 40	
								297	A	San Diego St.	49 59	
								337	H	Mississippi Val.	65 46	
								350	H	Incarnate Word	75 47	
LAST 10 Division I												
337	H	Mississippi Val.	65 46	66	H	Boise St.	69 72					
165	A	Tennessee	41 79	297	A	San Diego St.	49 59					
141	H	Northern Ill.	75 80	254	H	UC Riverside	52 40					
116	A	Idaho	54 61	350	H	Incarnate Word	75 47					
138	A	Northern Colo.	75 58	44	H	Colorado	75 79					

Non-Div I Games: Western St. 56 47 Chadron St. 102 51

Colorado St.

Loss, Non-Conf, S Site, H Home A Away N Neutral

Average RPI Win: 185	WON-LOST	WINNING	LAST 10	STRENGTH OF	OPP. STRENGTH	TEAM	ADJ.	CONF.	ADJ CONF.
Average RPI Loss: 189	RECORD	PCT. RANK	GAMES	SCHEDULE	OF SCHEDULE	RPI	RPI	RPI	RPI
DIV. I ONLY	6- 3	89	6-3	258	189	161	161	9	9
DIV. I NON-CONF.	6- 3	88	6-3	259	192	160	160	9	9
TOTALS	RPI 1-25	RPI 26-50	W-L RECORDS	RPI 51-100	RPI 101-150	RPI 150+			
6- 3	0- 0	0- 0	OVERALL	0- 1	2- 0	4- 2			
4- 1	0- 0	0- 0	HOME	0- 0	1- 0	3- 1			
2- 2	0- 0	0- 0	AWAY	0- 1	1- 0	1- 1			
0- 0	0- 0	0- 0	NEUTRAL	0- 0	0- 0	0- 0			
6- 3	0- 0	0- 0	NON-CONFERENCE	0- 1	2- 0	4- 2			
4- 1	0- 0	0- 0	HOME	0- 0	1- 0	3- 1			
2- 2	0- 0	0- 0	AWAY	0- 1	1- 0	1- 1			
0- 0	0- 0	0- 0	NEUTRAL	0- 0	0- 0	0- 0			
0- 0	0- 0	0- 0	CONFERENCE	0- 0	0- 0	0- 0			
0- 0	0- 0	0- 0	HOME	0- 0	0- 0	0- 0			
0- 0	0- 0	0- 0	AWAY	0- 0	0- 0	0- 0			
0- 0	0- 0	0- 0	NEUTRAL	0- 0	0- 0	0- 0			

RPI 1-25				RPI 26-50				RPI 51-100				RPI 101+				Team's RPI: 161	
RPI	S	Opponent	Score	RPI	S	Opponent	Score	RPI	S	Opponent	Score	RPI	S	Opponent	Score		
								75	A	Buffalo	75	82	115	H	Davidson	63	60
													150	A	Robert Morris	61	59
													159	H	Fordham	70	51
													180	H	Saint Joseph's	57	71
													193	H	Milwaukee	74	46
													228	H	Georgetown	54	49
													267	A	Army West Point	71	62
													313	A	Albany (NY)	78	82
LAST 10 Division I																	

Non-Div I Games:

Columbia

Average RPI Win:	0	WON-LOST	WINNING	LAST 10	STRENGTH OF	OPP. STRENGTH	TEAM	ADJ.	CONF.	ADJ CONF.
Average RPI Loss:	166	RECORD	PCT. RANK	GAMES	SCHEDULE	OF SCHEDULE	RPI	RPI	RPI	RPI
DIV. I ONLY	0- 10	336	0-10	170	275	327	327	31	31	
DIV. I NON-CONF.	0- 10	336	0-10	173	276	326	326	31	31	
TOTALS	RPI 1-25	RPI 26-50	W-L RECORDS	RPI 51-100	RPI 101-150	RPI 150+				
0- 10	0- 1	0- 1	OVERALL	0- 2	0- 2	0- 4				
0- 2	0- 0	0- 0	HOME	0- 0	0- 0	0- 2				
0- 8	0- 1	0- 1	AWAY	0- 2	0- 2	0- 2				
0- 0	0- 0	0- 0	NEUTRAL	0- 0	0- 0	0- 0				
0- 10	0- 1	0- 1	NON-CONFERENCE	0- 2	0- 2	0- 4				
0- 2	0- 0	0- 0	HOME	0- 0	0- 0	0- 2				
0- 8	0- 1	0- 1	AWAY	0- 2	0- 2	0- 2				
0- 0	0- 0	0- 0	NEUTRAL	0- 0	0- 0	0- 0				
0- 0	0- 0	0- 0	CONFERENCE	0- 0	0- 0	0- 0				
0- 0	0- 0	0- 0	HOME	0- 0	0- 0	0- 0				
0- 0	0- 0	0- 0	AWAY	0- 0	0- 0	0- 0				
0- 0	0- 0	0- 0	NEUTRAL	0- 0	0- 0	0- 0				

RPI 1-25				RPI 26-50				RPI 51-100				RPI 101+ Team's RPI: 327			
RPI	S	Opponent	Score	RPI	S	Opponent	Score	RPI	S	Opponent	Score	RPI	S	Opponent	Score
19	A	South Dakota	44 82	35	A	Rutgers	33 107	57	A	West Virginia	47 82	121	A	South Dakota St.	41 94
								90	A	George Washington	35 54	144	A	La Salle	46 79
												244	H	Niagara	67 82
												304	A	Marshall	47 60
												317	H	Saint Peter's	57 82
												332	A	UMBC	48 71
LAST 10 Division I															
244	H	Niagara	67 82	90	A	George Washington	35 54								
19	A	South Dakota	44 82	144	A	La Salle	46 79								
121	A	South Dakota St.	41 94	57	A	West Virginia	47 82								
332	A	UMBC	48 71	304	A	Marshall	47 60								
35	A	Rutgers	33 107	317	H	Saint Peter's	57 82								

Non-Div I Games:

Coppin St.

■ Loss,
■ Non-Conf,
■ S Site,
■ H Home
■ A Away
N Neutral

Average RPI Win:	269	WON-LOST	WINNING	LAST 10	STRENGTH OF	OPP. STRENGTH	TEAM	ADJ.	CONF.	ADJ CONF.
Average RPI Loss:	75	RECORD	PCT. RANK	GAMES	SCHEDULE	OF SCHEDULE	RPI	RPI	RPI	RPI
DIV. I ONLY	5- 4	143	5-4	167	231	169	169	9	9	
DIV. I NON-CONF.	5- 4	143	5-4	170	234	167	167	9	9	
TOTALS	RPI 1-25	RPI 26-50	W-L RECORDS	RPI 51-100	RPI 101-150	RPI 150+				
5- 4	0- 1	0- 0	OVERALL	0- 1	0- 2	5- 0				
2- 3	0- 0	0- 0	HOME	0- 1	0- 2	2- 0				
3- 1	0- 1	0- 0	AWAY	0- 0	0- 0	3- 0				
0- 0	0- 0	0- 0	NEUTRAL	0- 0	0- 0	0- 0				
5- 4	0- 1	0- 0	NON-CONFERENCE	0- 1	0- 2	5- 0				
2- 3	0- 0	0- 0	HOME	0- 1	0- 2	2- 0				
3- 1	0- 1	0- 0	AWAY	0- 0	0- 0	3- 0				
0- 0	0- 0	0- 0	NEUTRAL	0- 0	0- 0	0- 0				
0- 0	0- 0	0- 0	CONFERENCE	0- 0	0- 0	0- 0				
0- 0	0- 0	0- 0	HOME	0- 0	0- 0	0- 0				
0- 0	0- 0	0- 0	AWAY	0- 0	0- 0	0- 0				
0- 0	0- 0	0- 0	NEUTRAL	0- 0	0- 0	0- 0				

RPI 1-25				RPI 26-50				RPI 51-100				RPI 101+ Team's RPI: 169			
RPI	S	Opponent	Score	RPI	S	Opponent	Score	RPI	S	Opponent	Score	RPI	S	Opponent	Score
18	A	TCU	49 59					67	H	Colgate	58 62	105	H	Binghamton	56 59
												109	H	Duquesne	62 72
												233	A	Delaware St.	77 51
												244	H	Niagara	82 59
												248	A	UMass Lowell	70 56
												309	H	NJIT	68 44
												313	A	Albany (NY)	71 51
LAST 10 Division I															
109	H	Duquesne	62 72	233	A	Delaware St.	77 51								
105	H	Binghamton	56 59	244	H	Niagara	82 59								
248	A	UMass Lowell	70 56	309	H	NJIT	68 44								
313	A	Albany (NY)	71 51	67	H	Colgate	58 62								
				18	A	TCU	49 59								

Non-Div I Games:

Cornell

Creighton

Through Games Of Dec. 19, 2019

Average RPI Win:	132	WON-LOST	WINNING	LAST 10	STRENGTH OF	OPP. STRENGTH	TEAM	ADJ.	CONF.	ADJ CONF.
Average RPI Loss:	21	RECORD	PCT. RANK	GAMES	SCHEDULE	OF SCHEDULE	RPI	RPI	RPI	RPI
DIV. I ONLY	8- 2	45	8-2	19	80	7	7	6	6	
DIV. I NON-CONF.	8- 2	45	8-2	19	79	7	7	6	6	
TOTALS	RPI 1-25	RPI 26-50	W-L RECORDS	RPI 51-100	RPI 101-150	RPI 150+				
8- 2	0- 2	1- 0	OVERALL	3- 0	2- 0	2- 0				
4- 0	0- 0	1- 0	HOME	0- 0	2- 0	1- 0				
2- 2	0- 2	0- 0	AWAY	1- 0	0- 0	1- 0				
2- 0	0- 0	0- 0	NEUTRAL	2- 0	0- 0	0- 0				
8- 2	0- 2	1- 0	NON-CONFERENCE	3- 0	2- 0	2- 0				
4- 0	0- 0	1- 0	HOME	0- 0	2- 0	1- 0				
2- 2	0- 2	0- 0	AWAY	1- 0	0- 0	1- 0				
2- 0	0- 0	0- 0	NEUTRAL	2- 0	0- 0	0- 0				
0- 0	0- 0	0- 0	CONFERENCE	0- 0	0- 0	0- 0				
0- 0	0- 0	0- 0	HOME	0- 0	0- 0	0- 0				
0- 0	0- 0	0- 0	AWAY	0- 0	0- 0	0- 0				
0- 0	0- 0	0- 0	NEUTRAL	0- 0	0- 0	0- 0				

RPI 1-25				Team's RPI: 7	RPI 26-50				RPI 51-100				RPI 101+			
RPI	S	Opponent	Score		RPI	S	Opponent	Score	RPI	S	Opponent	Score	RPI	S	Opponent	Score
19	A	South Dakota	65 72		49	H	UNI	57 54	57	N	West Virginia	82 75	121	H	South Dakota St.	61 48
23	A	Drake	53 63						64	N	Temple	69 59	142	H	Wichita St.	56 46
									87	A	Nebraska	79 74	266	A	Omaha	67 54
													268	H	North Dakota St.	70 59
LAST 10 Division I																
142	H	Wichita St.	56 46		57	N	West Virginia	82 75								
49	H	UNI	57 54		87	A	Nebraska	79 74								
19	A	South Dakota	65 72		268	H	North Dakota St.	70 59								
64	N	Temple	69 59		23	A	Drake	53 63								
266	A	Omaha	67 54		121	H	South Dakota St.	61 48								

Non-Div I Games:

Creighton

Loss, Non-Conf, S Site, H Home A Away N Neutral

Average RPI Win:	237	WON-LOST	WINNING	LAST 10	STRENGTH OF	OPP. STRENGTH	TEAM	ADJ.	CONF.	ADJ CONF.
Average RPI Loss:	122	RECORD	PCT. RANK	GAMES	SCHEDULE	OF SCHEDULE	RPI	RPI	RPI	RPI
DIV. I ONLY	6- 4	120	6-4	194	190	135	135	9	9	
DIV. I NON-CONF.	6- 4	118	6-4	195	193	136	136	9	9	
TOTALS	RPI 1-25	RPI 26-50	W-L RECORDS	RPI 51-100	RPI 101-150	RPI 150+				
6- 4	0- 1	0- 0	OVERALL	0- 1	1- 0	5- 2				
4- 1	0- 0	0- 0	HOME	0- 0	1- 0	3- 1				
2- 3	0- 1	0- 0	AWAY	0- 1	0- 0	2- 1				
0- 0	0- 0	0- 0	NEUTRAL	0- 0	0- 0	0- 0				
6- 4	0- 1	0- 0	NON-CONFERENCE	0- 1	1- 0	5- 2				
4- 1	0- 0	0- 0	HOME	0- 0	1- 0	3- 1				
2- 3	0- 1	0- 0	AWAY	0- 1	0- 0	2- 1				
0- 0	0- 0	0- 0	NEUTRAL	0- 0	0- 0	0- 0				
0- 0	0- 0	0- 0	CONFERENCE	0- 0	0- 0	0- 0				
0- 0	0- 0	0- 0	HOME	0- 0	0- 0	0- 0				
0- 0	0- 0	0- 0	AWAY	0- 0	0- 0	0- 0				
0- 0	0- 0	0- 0	NEUTRAL	0- 0	0- 0	0- 0				

RPI	S	Opponent	Score	RPI	S	Opponent	Score	RPI	S	Opponent	Score	RPI	S	Opponent	Score	Team's RPI: 135
9	A	Northwestern	37 79					55	A	Loyola Chicago	40 61	127	H	Merrimack	57 52	
												176	H	Texas St.	51 61	
												219	A	Fairfield	52 51	
												236	H	Maine	57 41	
												247	A	Manhattan	58 70	
												248	A	UMass Lowell	62 51	
												255	H	Vermont	72 55	
												335	H	New Hampshire	66 47	
LAST 10 Division I																
335	H	New Hampshire	66 47	9	A	Northwestern	37 79	55	A	Loyola Chicago	40 61	247	A	Manhattan	58 70	
176	H	Texas St.	51 61	55	A	Loyola Chicago	40 61	219	A	Fairfield	52 51	127	H	Merrimack	57 52	
248	A	UMass Lowell	62 51	247	A	Manhattan	58 70									
236	H	Maine	57 41													
255	H	Vermont	72 55													

Non-Div I Games:

Dartmouth

■ Loss,
■ Non-Conf,
■ S Site,
■ H Home
■ A Away
N Neutral

Davidson

Through Games Of Dec. 19, 2019

Average RPI Win:	245	WON-LOST	WINNING	LAST 10	STRENGTH OF	OPP. STRENGTH	TEAM	ADJ.	CONF.	ADJ CONF.
Average RPI Loss:	70	RECORD	PCT. RANK	GAMES	SCHEDULE	OF SCHEDULE	RPI	RPI	RPI	RPI
DIV. I ONLY	6- 4	120	6-4	266	48	115	115	10	10	
DIV. I NON-CONF.	6- 4	118	6-4	267	48	116	116	10	10	
TOTALS	RPI 1-25	RPI 26-50	W-L RECORDS	RPI 51-100	RPI 101-150	RPI 150+				
6- 4	0- 0	0- 2	OVERALL	0- 1	0- 0	6- 1				
2- 0	0- 0	0- 0	HOME	0- 0	0- 0	2- 0				
3- 4	0- 0	0- 2	AWAY	0- 1	0- 0	3- 1				
1- 0	0- 0	0- 0	NEUTRAL	0- 0	0- 0	1- 0				
6- 4	0- 0	0- 2	NON-CONFERENCE	0- 1	0- 0	6- 1				
2- 0	0- 0	0- 0	HOME	0- 0	0- 0	2- 0				
3- 4	0- 0	0- 2	AWAY	0- 1	0- 0	3- 1				
1- 0	0- 0	0- 0	NEUTRAL	0- 0	0- 0	1- 0				
0- 0	0- 0	0- 0	CONFERENCE	0- 0	0- 0	0- 0				
0- 0	0- 0	0- 0	HOME	0- 0	0- 0	0- 0				
0- 0	0- 0	0- 0	AWAY	0- 0	0- 0	0- 0				
0- 0	0- 0	0- 0	NEUTRAL	0- 0	0- 0	0- 0				

RPI 1-25				RPI 26-50				RPI 51-100				RPI 101+				Team's RPI: 115	
RPI	S	Opponent	Score	RPI	S	Opponent	Score	RPI	S	Opponent	Score	RPI	S	Opponent	Score		
				26	A	Duke	52 82	62	A	Drexel	63 74	160	A	UMKC	74 64		
				29	A	Virginia Tech	68 88					161	A	Columbia	60 63		
												187	N	UC Irvine	78 72		
												228	H	Georgetown	66 52		
												264	A	ETSU	75 60		
												302	A	High Point	73 63		
												326	H	Western Caro.	101 51		
LAST 10 Division I																	
				161	A	Columbia	60 63	29	A	Virginia Tech	68 88						
				302	A	High Point	73 63	326	H	Western Caro.	101 51						
				264	A	ETSU	75 60	160	A	UMKC	74 64						
				26	A	Duke	52 82	187	N	UC Irvine	78 72						
				228	H	Georgetown	66 52	62	A	Drexel	63 74						

Non-Div I Games: Newberry 75 46

Davidson

■ Loss,
 ■ Non-Conf,
 ■ S Site,
 ■ H Home
 ■ A Away
 N Neutral

Average RPI Win:	258	WON-LOST	WINNING	LAST 10	STRENGTH OF	OPP. STRENGTH	TEAM	ADJ.	CONF.	ADJ CONF.
Average RPI Loss:	43	RECORD	PCT. RANK	GAMES	SCHEDULE	OF SCHEDULE	RPI	RPI	RPI	RPI
DIV. I ONLY	5- 6	187	4-6	86	68	126	126	10	10	
DIV. I NON-CONF.	5- 6	187	4-6	85	67	127	127	10	10	
TOTALS	RPI 1-25	RPI 26-50	W-L RECORDS	RPI 51-100	RPI 101-150	RPI 150+				
5- 6	0- 3	0- 0	OVERALL	0- 3	0- 0	5- 0				
2- 2	0- 2	0- 0	HOME	0- 0	0- 0	2- 0				
2- 2	0- 0	0- 0	AWAY	0- 2	0- 0	2- 0				
1- 2	0- 1	0- 0	NEUTRAL	0- 1	0- 0	1- 0				
5- 6	0- 3	0- 0	NON-CONFERENCE	0- 3	0- 0	5- 0				
2- 2	0- 2	0- 0	HOME	0- 0	0- 0	2- 0				
2- 2	0- 0	0- 0	AWAY	0- 2	0- 0	2- 0				
1- 2	0- 1	0- 0	NEUTRAL	0- 1	0- 0	1- 0				
0- 0	0- 0	0- 0	CONFERENCE	0- 0	0- 0	0- 0				
0- 0	0- 0	0- 0	HOME	0- 0	0- 0	0- 0				
0- 0	0- 0	0- 0	AWAY	0- 0	0- 0	0- 0				
0- 0	0- 0	0- 0	NEUTRAL	0- 0	0- 0	0- 0				

RPI	S	Opponent	Score	RPI	S	Opponent	Score	RPI	S	Opponent	Score	RPI	S	Opponent	Score	Team's RPI: 126
1	H	UConn	37 75					69	A	Central Mich.	80 81	197	A	Northeastern	71 60	
6	H	South Carolina	49 75					75	A	Buffalo	59 67	236	N	Maine	78 49	
8	N	Gonzaga	65 76					97	N	Auburn	74 76	252	A	Toledo	60 42	
												295	H	Morehead St.	58 41	
												311	H	Lipscomb	82 60	
LAST 10 Division I																
75	A	Buffalo	59 67	8	N	Gonzaga	65 76	1	H	UConn	37 75	69	A	Central Mich.	80 81	
295	H	Morehead St.	58 41	1	H	UConn	37 75	69	A	Central Mich.	80 81	197	A	Northeastern	71 60	
236	N	Maine	78 49	6	H	South Carolina	49 75									
97	N	Auburn	74 76													
252	A	Toledo	60 42													

Non-Div I Games:

Dayton

■ Loss,
 ■ Non-Conf,
 ■ S Site,
 ■ H Home
 ■ A Away
 N Neutral

Average RPI Win: 128		WON-LOST	WINNING	LAST 10	STRENGTH OF	OPP. STRENGTH	TEAM	ADJ.	CONF.	ADJ CONF.
Average RPI Loss: 3		RECORD	PCT. RANK	GAMES	SCHEDULE	OF SCHEDULE	RPI	RPI	RPI	RPI
DIV. I ONLY		9- 2	40	8-2	43	4	16	16	6	6
DIV. I NON-CONF.		9- 2	40	8-2	45	4	16	16	6	6
TOTALS	RPI 1-25	RPI 26-50		W-L RECORDS		RPI 51-100	RPI 101-150	RPI 150+		
9- 2	1- 2	1- 0		OVERALL		3- 0	1- 0	3- 0		
6- 1	0- 1	1- 0		HOME		1- 0	1- 0	3- 0		
3- 1	1- 1	0- 0		AWAY		2- 0	0- 0	0- 0		
0- 0	0- 0	0- 0		NEUTRAL		0- 0	0- 0	0- 0		
9- 2	1- 2	1- 0		NON-CONFERENCE		3- 0	1- 0	3- 0		
6- 1	0- 1	1- 0		HOME		1- 0	1- 0	3- 0		
3- 1	1- 1	0- 0		AWAY		2- 0	0- 0	0- 0		
0- 0	0- 0	0- 0		NEUTRAL		0- 0	0- 0	0- 0		
0- 0	0- 0	0- 0		CONFERENCE		0- 0	0- 0	0- 0		
0- 0	0- 0	0- 0		HOME		0- 0	0- 0	0- 0		
0- 0	0- 0	0- 0		AWAY		0- 0	0- 0	0- 0		
0- 0	0- 0	0- 0		NEUTRAL		0- 0	0- 0	0- 0		

RPI 1-25				Team's RPI: 16		RPI 26-50				RPI 51-100				RPI 101+					
RPI	S	Opponent	Score		RPI	S	Opponent	Score		RPI	S	Opponent	Score		RPI	S	Opponent	Score	
1	H	UConn	74	84	45	H	Miami (FL)	89	83	62	H	Drexel	81	57	132	H	Miami (OH)	98	79
5	A	Oregon St.	77	98						79	A	Notre Dame	105	94	193	H	Milwaukee	94	65
9	A	Northwestern	70	68						91	A	Green Bay	76	65	259	H	Arkansas St.	109	64
															281	H	Alabama St.	105	76
LAST 10 Division I																			
1	H	UConn	74	84	9	A	Northwestern	70	68	281	H	Alabama St.	105	76	193	H	Milwaukee	94	65
79	A	Notre Dame	105	94	45	H	Miami (FL)	89	83	91	A	Green Bay	76	65	259	H	Arkansas St.	109	64
62	H	Drexel	81	57	5	A	Oregon St.	77	98										

Non-Div I Games:

DePaul

■ Loss, ■ Non-Conf, S Site, H Home A Away N Neutral

Delaware

Through Games Of Dec. 19, 2019

Average RPI Win:	160	WON-LOST	WINNING	LAST 10	STRENGTH OF	OPP. STRENGTH	TEAM	ADJ.	CONF.	ADJ CONF.
Average RPI Loss:	133	RECORD	PCT. RANK	GAMES	SCHEDULE	OF SCHEDULE	RPI	RPI	RPI	RPI
DIV. I ONLY	3- 7	251	3-7	172	96	202	202	20	20	
DIV. I NON-CONF.	3- 7	250	3-7	175	97	203	203	20	20	
TOTALS	RPI 1-25	RPI 26-50	W-L RECORDS	RPI 51-100	RPI 101-150	RPI 150+				
3- 7	0- 0	0- 1	OVERALL	0- 3	2- 0	1- 3				
0- 3	0- 0	0- 0	HOME	0- 1	0- 0	0- 2				
2- 4	0- 0	0- 1	AWAY	0- 2	1- 0	1- 1				
1- 0	0- 0	0- 0	NEUTRAL	0- 0	1- 0	0- 0				
3- 7	0- 0	0- 1	NON-CONFERENCE	0- 3	2- 0	1- 3				
0- 3	0- 0	0- 0	HOME	0- 1	0- 0	0- 2				
2- 4	0- 0	0- 1	AWAY	0- 2	1- 0	1- 1				
1- 0	0- 0	0- 0	NEUTRAL	0- 0	1- 0	0- 0				
0- 0	0- 0	0- 0	CONFERENCE	0- 0	0- 0	0- 0				
0- 0	0- 0	0- 0	HOME	0- 0	0- 0	0- 0				
0- 0	0- 0	0- 0	AWAY	0- 0	0- 0	0- 0				
0- 0	0- 0	0- 0	NEUTRAL	0- 0	0- 0	0- 0				

RPI S	Opponent	Score	RPI S	Opponent	Score	RPI S	Opponent	Score	RPI S	Opponent	Score	Team's RPI: 202
40	A Charlotte	57 61	51	A Maryland	55 99	131	N Santa Clara	81 80	150	A Robert Morris	73 62	
			90	H George Washington	49 63	178	A Gardner-Webb	65 67	199	A Cal St. Fullerton	72 55	
			100	A UCF	49 75	233	H Delaware St.	64 67	236	H Maine	56 69	
LAST 10 Division I												
40	A Charlotte	57 61	131	N Santa Clara	81 80							
178	A Gardner-Webb	65 67	199	A Cal St. Fullerton	72 55							
150	A Robert Morris	73 62	100	A UCF	49 75							
90	H George Washington	49 63	51	A Maryland	55 99							
236	H Maine	56 69	233	H Delaware St.	64 67							

Non-Div I Games:

Delaware

Loss, Non-Conf, S Site, H Home A Away N Neutral

Average RPI Win:	260	WON-LOST	WINNING	LAST 10	STRENGTH OF	OPP. STRENGTH	TEAM	ADJ.	CONF.	ADJ CONF.
Average RPI Loss:	150	RECORD	PCT. RANK	GAMES	SCHEDULE	OF SCHEDULE	RPI	RPI	RPI	RPI
DIV. I ONLY	2- 7	285	2-7	30	349	233	233	31	31	
DIV. I NON-CONF.	2- 7	284	2-7	30	349	232	232	31	31	
TOTALS	RPI 1-25	RPI 26-50	W-L RECORDS	RPI 51-100	RPI 101-150	RPI 150+				
2- 7	0- 0	0- 0	OVERALL	0- 1	0- 2	2- 4				
1- 5	0- 0	0- 0	HOME	0- 0	0- 2	1- 3				
1- 2	0- 0	0- 0	AWAY	0- 1	0- 0	1- 1				
0- 0	0- 0	0- 0	NEUTRAL	0- 0	0- 0	0- 0				
2- 7	0- 0	0- 0	NON-CONFERENCE	0- 1	0- 2	2- 4				
1- 5	0- 0	0- 0	HOME	0- 0	0- 2	1- 3				
1- 2	0- 0	0- 0	AWAY	0- 1	0- 0	1- 1				
0- 0	0- 0	0- 0	NEUTRAL	0- 0	0- 0	0- 0				
0- 0	0- 0	0- 0	CONFERENCE	0- 0	0- 0	0- 0				
0- 0	0- 0	0- 0	HOME	0- 0	0- 0	0- 0				
0- 0	0- 0	0- 0	AWAY	0- 0	0- 0	0- 0				
0- 0	0- 0	0- 0	NEUTRAL	0- 0	0- 0	0- 0				

RPI 1-25				RPI 26-50				RPI 51-100				RPI 101+				Team's RPI: 233	
RPI	S	Opponent	Score	RPI	S	Opponent	Score	RPI	S	Opponent	Score	RPI	S	Opponent	Score		
								65	A	James Madison	64	83	105	H	Binghamton	66	75

Non-Div I Games: Post 67 41 Georgian Court 69 48

Delaware St.

Denver

Through Games Of Dec. 19, 2019

Average RPI Win:	194	WON-LOST	WINNING	LAST 10	STRENGTH OF	OPP. STRENGTH	TEAM	ADJ.	CONF.	ADJ CONF.
Average RPI Loss:	173	RECORD	PCT. RANK	GAMES	SCHEDULE	OF SCHEDULE	RPI	RPI	RPI	RPI
DIV. I ONLY	5- 5	164	5-5	256	135	249	249	15	15	
DIV. I NON-CONF.	5- 5	163	5-5	257	135	248	248	15	15	
TOTALS	RPI 1-25	RPI 26-50	W-L RECORDS	RPI 51-100	RPI 101-150	RPI 150+				
5- 5	0- 0	0- 1	OVERALL	0- 0	1- 1	4- 3				
5- 2	0- 0	0- 0	HOME	0- 0	1- 0	4- 2				
0- 3	0- 0	0- 1	AWAY	0- 0	0- 1	0- 1				
0- 0	0- 0	0- 0	NEUTRAL	0- 0	0- 0	0- 0				
5- 5	0- 0	0- 1	NON-CONFERENCE	0- 0	1- 1	4- 3				
5- 2	0- 0	0- 0	HOME	0- 0	1- 0	4- 2				
0- 3	0- 0	0- 1	AWAY	0- 0	0- 1	0- 1				
0- 0	0- 0	0- 0	NEUTRAL	0- 0	0- 0	0- 0				
0- 0	0- 0	0- 0	CONFERENCE	0- 0	0- 0	0- 0				
0- 0	0- 0	0- 0	HOME	0- 0	0- 0	0- 0				
0- 0	0- 0	0- 0	AWAY	0- 0	0- 0	0- 0				
0- 0	0- 0	0- 0	NEUTRAL	0- 0	0- 0	0- 0				

RPI 1-25			RPI 26-50			RPI 51-100			RPI 101+			Team's RPI: 249
RPI	S	Opponent	Score	RPI	S	Opponent	Score	RPI	S	Opponent	Score	
				44	A	Colorado	70 96					
								138	H	Northern Colo.	74 55	
								149	A	Lamar University	59 71	
								160	A	UMKC	79 83	
								171	H	Southern Utah	81 73	
								183	H	Wyoming	71 57	
								187	H	UC Irvine	83 75	
								195	H	Alabama A&M	83 86	
								293	H	Cal Poly	96 66	
								315	H	New Mexico St.	75 78	
LAST 10 Division I												
171	H	Southern Utah	81 73	187	H	UC Irvine	83 75					
44	A	Colorado	70 96	293	H	Cal Poly	96 66					
149	A	Lamar University	59 71	183	H	Wyoming	71 57					
138	H	Northern Colo.	74 55	315	H	New Mexico St.	75 78					
195	H	Alabama A&M	83 86	160	A	UMKC	79 83					

Non-Div I Games: Colo. Christian 89 49

Denver

Loss, Non-Conf, S Site, H Home A Away N Neutral

Detroit Mercy

Through Games Of Dec. 19, 2019

Average RPI Win:	0	WON-LOST	WINNING	LAST 10	STRENGTH OF	OPP. STRENGTH	TEAM	ADJ.	CONF.	ADJ CONF.
Average RPI Loss:	174	RECORD	PCT. RANK	GAMES	SCHEDULE	OF SCHEDULE	RPI	RPI	RPI	RPI
DIV. I ONLY	0- 10	336	0-10	128	305	322	322	16	16	
DIV. I NON-CONF.	0- 10	336	0-10	125	303	322	322	16	16	
TOTALS	RPI 1-25	RPI 26-50	W-L RECORDS	RPI 51-100	RPI 101-150	RPI 150+				
0- 10	0- 0	0- 0	OVERALL	0- 2	0- 3	0- 5				
0- 4	0- 0	0- 0	HOME	0- 1	0- 2	0- 1				
0- 4	0- 0	0- 0	AWAY	0- 1	0- 1	0- 2				
0- 2	0- 0	0- 0	NEUTRAL	0- 0	0- 0	0- 2				
0- 10	0- 0	0- 0	NON-CONFERENCE	0- 2	0- 3	0- 5				
0- 4	0- 0	0- 0	HOME	0- 1	0- 2	0- 1				
0- 4	0- 0	0- 0	AWAY	0- 1	0- 1	0- 2				
0- 2	0- 0	0- 0	NEUTRAL	0- 0	0- 0	0- 2				
0- 0	0- 0	0- 0	CONFERENCE	0- 0	0- 0	0- 0				
0- 0	0- 0	0- 0	HOME	0- 0	0- 0	0- 0				
0- 0	0- 0	0- 0	AWAY	0- 0	0- 0	0- 0				
0- 0	0- 0	0- 0	NEUTRAL	0- 0	0- 0	0- 0				

RPI 1-25			RPI 26-50			RPI 51-100			RPI 101+			Team's RPI: 322
RPI	S	Opponent	Score	RPI	S	Opponent	Score	RPI	S	Opponent	Score	
								55	H	Loyola Chicago	60	89
								98	A	Butler	60	82

Non-Div I Games:

Detroit Mercy

Loss, Non-Conf, S Site, H Home A Away N Neutral

Drake

Through Games Of Dec. 19, 2019

Average RPI Win:	128	WON-LOST	WINNING	LAST 10	STRENGTH OF	OPP. STRENGTH	TEAM	ADJ.	CONF.	ADJ CONF.
Average RPI Loss:	22	RECORD	PCT. RANK	GAMES	SCHEDULE	OF SCHEDULE	RPI	RPI	RPI	RPI
DIV. I ONLY	6- 3	89	6-3	26	16	23	23	7	7	
DIV. I NON-CONF.	6- 3	88	6-3	25	15	23	23	7	7	
TOTALS	RPI 1-25	RPI 26-50	W-L RECORDS	RPI 51-100	RPI 101-150	RPI 150+				
6- 3	1- 2	0- 1	OVERALL	1- 0	2- 0	2- 0				
4- 0	1- 0	0- 0	HOME	0- 0	2- 0	1- 0				
0- 2	0- 1	0- 1	AWAY	0- 0	0- 0	0- 0				
2- 1	0- 1	0- 0	NEUTRAL	1- 0	0- 0	1- 0				
6- 3	1- 2	0- 1	NON-CONFERENCE	1- 0	2- 0	2- 0				
4- 0	1- 0	0- 0	HOME	0- 0	2- 0	1- 0				
0- 2	0- 1	0- 1	AWAY	0- 0	0- 0	0- 0				
2- 1	0- 1	0- 0	NEUTRAL	1- 0	0- 0	1- 0				
0- 0	0- 0	0- 0	CONFERENCE	0- 0	0- 0	0- 0				
0- 0	0- 0	0- 0	HOME	0- 0	0- 0	0- 0				
0- 0	0- 0	0- 0	AWAY	0- 0	0- 0	0- 0				
0- 0	0- 0	0- 0	NEUTRAL	0- 0	0- 0	0- 0				

RPI 1-25				RPI 26-50				RPI 51-100				RPI 101+			
RPI	S	Opponent	Score	RPI	S	Opponent	Score	RPI	S	Opponent	Score	RPI	S	Opponent	Score
7	H	Creighton	63 53	32	A	Oklahoma	84 93	97	N	Auburn	83 82	114	H	Iowa St.	86 81
15	N	Purdue	47 67									121	H	South Dakota St.	74 67
19	A	South Dakota	94 102									192	H	Western Ill.	94 75
												236	N	Maine	94 62
LAST 10 Division I															
				32	A	Oklahoma	84 93	7	H	Creighton	63 53				
				97	N	Auburn	83 82	19	A	South Dakota	94 102				
				236	N	Maine	94 62	114	H	Iowa St.	86 81				
				15	N	Purdue	47 67	121	H	South Dakota St.	74 67				
				192	H	Western Ill.	94 75								

Non-Div I Games: Waldorf 103 18

Drake

Loss, Non-Conf, S Site, H Home A Away N Neutral

Average RPI Win:	139	WON-LOST	WINNING	LAST 10	STRENGTH OF	OPP. STRENGTH	TEAM	ADJ.	CONF.	ADJ CONF.
Average RPI Loss:	57	RECORD	PCT. RANK	GAMES	SCHEDULE	OF SCHEDULE	RPI	RPI	RPI	RPI
DIV. I ONLY	6- 4	120	6-4	50	75	62	62	20	20	
DIV. I NON-CONF.	6- 4	118	6-4	51	74	62	62	20	20	
TOTALS	RPI 1-25	RPI 26-50	W-L RECORDS	RPI 51-100	RPI 101-150	RPI 150+				
6- 4	0- 1	1- 1	OVERALL	0- 1	3- 1	2- 0				
4- 1	0- 0	1- 1	HOME	0- 0	3- 0	0- 0				
2- 2	0- 1	0- 0	AWAY	0- 0	0- 1	2- 0				
0- 1	0- 0	0- 0	NEUTRAL	0- 1	0- 0	0- 0				
6- 4	0- 1	1- 1	NON-CONFERENCE	0- 1	3- 1	2- 0				
4- 1	0- 0	1- 1	HOME	0- 0	3- 0	0- 0				
2- 2	0- 1	0- 0	AWAY	0- 0	0- 1	2- 0				
0- 1	0- 0	0- 0	NEUTRAL	0- 1	0- 0	0- 0				
0- 0	0- 0	0- 0	CONFERENCE	0- 0	0- 0	0- 0				
0- 0	0- 0	0- 0	HOME	0- 0	0- 0	0- 0				
0- 0	0- 0	0- 0	AWAY	0- 0	0- 0	0- 0				
0- 0	0- 0	0- 0	NEUTRAL	0- 0	0- 0	0- 0				

RPI 1-25				RPI 26-50				RPI 51-100				RPI 101+			
RPI	S	Opponent	Score	RPI	S	Opponent	Score	RPI	S	Opponent	Score	RPI	S	Opponent	Score
16	A	DePaul	57 81	34	H	Pacific	51 58	75	N	Buffalo	59 63	103	A	Bucknell	49 60
				43	H	Richmond	58 52					115	H	Davidson	74 63
												143	H	Villanova	54 52
												144	H	La Salle	69 31
												180	A	Saint Joseph's	62 52
												206	A	Quinnipiac	66 62
LAST 10 Division I															
103	A	Bucknell	49 60	144	H	La Salle	69 31								
143	H	Villanova	54 52	34	H	Pacific	51 58								
180	A	Saint Joseph's	62 52	16	A	DePaul	57 81								
75	N	Buffalo	59 63	115	H	Davidson	74 63								
43	H	Richmond	58 52	206	A	Quinnipiac	66 62								

Non-Div I Games:

Drexel

Average RPI Win:	176	WON-LOST	WINNING	LAST 10	STRENGTH OF	OPP. STRENGTH	TEAM	ADJ.	CONF.	ADJ CONF.
Average RPI Loss:	29	RECORD	PCT. RANK	GAMES	SCHEDULE	OF SCHEDULE	RPI	RPI	RPI	RPI
DIV. I ONLY	7- 4	102	6-4	5	199	26	26	3	3	
DIV. I NON-CONF.	6- 4	118	5-4	2	217	28	28	3	3	
TOTALS	RPI 1-25	RPI 26-50	W-L RECORDS	RPI 51-100	RPI 101-150	RPI 150+				
7- 4	0- 3	0- 0	OVERALL	2- 1	2- 0	3- 0				
6- 1	0- 1	0- 0	HOME	2- 0	2- 0	2- 0				
1- 3	0- 2	0- 0	AWAY	0- 1	0- 0	1- 0				
0- 0	0- 0	0- 0	NEUTRAL	0- 0	0- 0	0- 0				
6- 4	0- 3	0- 0	NON-CONFERENCE	1- 1	2- 0	3- 0				
5- 1	0- 1	0- 0	HOME	1- 0	2- 0	2- 0				
1- 3	0- 2	0- 0	AWAY	0- 1	0- 0	1- 0				
0- 0	0- 0	0- 0	NEUTRAL	0- 0	0- 0	0- 0				
1- 0	0- 0	0- 0	CONFERENCE	1- 0	0- 0	0- 0				
1- 0	0- 0	0- 0	HOME	1- 0	0- 0	0- 0				
0- 0	0- 0	0- 0	AWAY	0- 0	0- 0	0- 0				
0- 0	0- 0	0- 0	NEUTRAL	0- 0	0- 0	0- 0				

RPI 1-25				RPI 26-50				Team's RPI: 26				RPI 51-100				RPI 101+			
RPI	S	Opponent	Score	RPI	S	Opponent	Score	RPI	S	Opponent	Score	RPI	S	Opponent	Score	RPI	S	Opponent	Score
6	A	South Carolina	46 89					80	H	Boston College	85 73	101	H	Penn	66 50				
9	H	Northwestern	42 63					86	H	Troy	99 85	115	H	Davidson	82 52				
13	A	Texas A&M	58 79					87	A	Nebraska	79 83	273	A	UNLV	57 45				
												277	H	Idaho St.	85 66				
												302	H	High Point	93 57				
LAST 10 Division I																			
				80	H	Boston College	85 73	6	A	South Carolina	46 89								
				87	A	Nebraska	79 83	277	H	Idaho St.	85 66								
				101	H	Penn	66 50	9	H	Northwestern	42 63								
				115	H	Davidson	82 52	273	A	UNLV	57 45								
				86	H	Troy	99 85	13	A	Texas A&M	58 79								

Non-Div I Games:

Duke

Average RPI Win:	234	WON-LOST	WINNING	LAST 10	STRENGTH OF	OPP. STRENGTH	TEAM	ADJ.	CONF.	ADJ CONF.
Average RPI Loss:	67	RECORD	PCT. RANK	GAMES	SCHEDULE	OF SCHEDULE	RPI	RPI	RPI	RPI
DIV. I ONLY	9- 2	40	9-1	299	104	109	109	10	10	
DIV. I NON-CONF.	9- 2	40	9-1	300	105	110	110	10	10	
TOTALS	RPI 1-25	RPI 26-50	W-L RECORDS	RPI 51-100	RPI 101-150	RPI 150+				
9- 2	0- 0	0- 0	OVERALL	0- 2	1- 0	8- 0				
3- 1	0- 0	0- 0	HOME	0- 1	0- 0	3- 0				
6- 1	0- 0	0- 0	AWAY	0- 1	1- 0	5- 0				
0- 0	0- 0	0- 0	NEUTRAL	0- 0	0- 0	0- 0				
9- 2	0- 0	0- 0	NON-CONFERENCE	0- 2	1- 0	8- 0				
3- 1	0- 0	0- 0	HOME	0- 1	0- 0	3- 0				
6- 1	0- 0	0- 0	AWAY	0- 1	1- 0	5- 0				
0- 0	0- 0	0- 0	NEUTRAL	0- 0	0- 0	0- 0				
0- 0	0- 0	0- 0	CONFERENCE	0- 0	0- 0	0- 0				
0- 0	0- 0	0- 0	HOME	0- 0	0- 0	0- 0				
0- 0	0- 0	0- 0	AWAY	0- 0	0- 0	0- 0				
0- 0	0- 0	0- 0	NEUTRAL	0- 0	0- 0	0- 0				

RPI	S	Opponent	Score	RPI	S	Opponent	Score	RPI	S	Opponent	Score	RPI	S	Opponent	Score	Team's RPI: 109
64	A	Temple	72	85	70	H	Kent St.	75	77	139	A	Akron	88	63		
										169	A	Cornell	72	62		
										201	H	Saint Francis (PA)	72	69		
										215	A	Iona	76	74		
										235	A	Lafayette	73	65		
										247	A	Manhattan	76	65		
										252	H	Toledo	79	74		
										306	A	Pittsburgh	81	62		
										338	H	Central Conn. St.	72	33		
LAST 10 Division I																
169	A	Cornell	72	62	201	H	Saint Francis (PA)	72	69							
252	H	Toledo	79	74	235	A	Lafayette	73	65							
139	A	Akron	88	63	215	A	Iona	76	74							
338	H	Central Conn. St.	72	33	247	A	Manhattan	76	65							
306	A	Pittsburgh	81	62	64	A	Temple	72	85							

Non-Div I Games:

Duquesne

■ Loss,
 ■ Non-Conf,
 ■ S Site,
 ■ H Home
 ■ A Away
 N Neutral

Average RPI Win:	215	WON-LOST	WINNING	LAST 10	STRENGTH OF	OPP. STRENGTH	TEAM	ADJ.	CONF.	ADJ CONF.
Average RPI Loss:	174	RECORD	PCT. RANK	GAMES	SCHEDULE	OF SCHEDULE	RPI	RPI	RPI	RPI
DIV. I ONLY	3- 9	271	2-8	124	337	264	264	24	24	
DIV. I NON-CONF.	3- 9	272	2-8	121	338	265	265	24	24	
TOTALS	RPI 1-25	RPI 26-50	W-L RECORDS	RPI 51-100	RPI 101-150	RPI 150+				
3- 9	0- 0	0- 1	OVERALL	0- 1	0- 2	3- 5				
1- 5	0- 0	0- 0	HOME	0- 0	0- 1	1- 4				
2- 4	0- 0	0- 1	AWAY	0- 1	0- 1	2- 1				
0- 0	0- 0	0- 0	NEUTRAL	0- 0	0- 0	0- 0				
3- 9	0- 0	0- 1	NON-CONFERENCE	0- 1	0- 2	3- 5				
1- 5	0- 0	0- 0	HOME	0- 0	0- 1	1- 4				
2- 4	0- 0	0- 1	AWAY	0- 1	0- 1	2- 1				
0- 0	0- 0	0- 0	NEUTRAL	0- 0	0- 0	0- 0				
0- 0	0- 0	0- 0	CONFERENCE	0- 0	0- 0	0- 0				
0- 0	0- 0	0- 0	HOME	0- 0	0- 0	0- 0				
0- 0	0- 0	0- 0	AWAY	0- 0	0- 0	0- 0				
0- 0	0- 0	0- 0	NEUTRAL	0- 0	0- 0	0- 0				

RPI S	Opponent	Score	RPI S	Opponent	Score	RPI S	Opponent	Score	RPI S	Opponent	Score	Team's RPI: 264
31	A Georgia Tech	48 87	86	A Troy	61 79	113	A N.C. A&T	69 80	115	H Davidson	60 75	
						153	H Cleveland St.	54 62	165	H Tennessee	68 72	
						172	A Liberty	63 62	196	H Wake Forest	67 60	
						278	A Appalachian St.	67 61	298	H UNC Asheville	54 72	
						299	H Radford	43 67	302	A High Point	62 80	
LAST 10 Division I												
86	A Troy	61 79	31	A Georgia Tech	48 87							
153	H Cleveland St.	54 62	298	H UNC Asheville	54 72							
196	H Wake Forest	67 60	299	H Radford	43 67							
115	H Davidson	60 75	113	A N.C. A&T	69 80							
278	A Appalachian St.	67 61	302	A High Point	62 80							

Non-Div I Games:

ETSU

East Carolina

Through Games Of Dec. 19, 2019

Average RPI Win:	291	WON-LOST	WINNING	LAST 10	STRENGTH OF	OPP. STRENGTH	TEAM	ADJ.	CONF.	ADJ CONF.
Average RPI Loss:	153	RECORD	PCT. RANK	GAMES	SCHEDULE	OF SCHEDULE	RPI	RPI	RPI	RPI
DIV. I ONLY	3- 7	251	3-7	174	273	272	272	8	8	
DIV. I NON-CONF.	3- 7	250	3-7	177	274	276	276	8	8	
TOTALS	RPI 1-25	RPI 26-50	W-L RECORDS	RPI 51-100	RPI 101-150	RPI 150+				
3- 7	0- 0	0- 1	OVERALL	0- 1	0- 0	3- 5				
2- 4	0- 0	0- 1	HOME	0- 1	0- 0	2- 2				
1- 3	0- 0	0- 0	AWAY	0- 0	0- 0	1- 3				
0- 0	0- 0	0- 0	NEUTRAL	0- 0	0- 0	0- 0				
3- 7	0- 0	0- 1	NON-CONFERENCE	0- 1	0- 0	3- 5				
2- 4	0- 0	0- 1	HOME	0- 1	0- 0	2- 2				
1- 3	0- 0	0- 0	AWAY	0- 0	0- 0	1- 3				
0- 0	0- 0	0- 0	NEUTRAL	0- 0	0- 0	0- 0				
0- 0	0- 0	0- 0	CONFERENCE	0- 0	0- 0	0- 0				
0- 0	0- 0	0- 0	HOME	0- 0	0- 0	0- 0				
0- 0	0- 0	0- 0	AWAY	0- 0	0- 0	0- 0				
0- 0	0- 0	0- 0	NEUTRAL	0- 0	0- 0	0- 0				

RPI S	Opponent	Score	RPI S	Opponent	Score	RPI S	Opponent	Score	RPI S	Opponent	Score	Team's RPI: 272
40	H Charlotte	47 59	82	H Middle Tenn.	66 68	172	A Liberty	66 81	179	H William & Mary	68 78	
						196	A Wake Forest	53 76	200	A VCU	40 53	
						204	H Howard	51 67	275	A Longwood	64 61	
						290	H UMES	57 42	308	H USC Upstate	69 48	
LAST 10 Division I												
172	A Liberty	66 81	204	H Howard	51 67							
196	A Wake Forest	53 76	40	H Charlotte	47 59							
275	A Longwood	64 61	179	H William & Mary	68 78							
290	H UMES	57 42	308	H USC Upstate	69 48							
200	A VCU	40 53	82	H Middle Tenn.	66 68							

Non-Div I Games:

East Carolina

Loss, Non-Conf, S Site, H Home A Away N Neutral

Average RPI Win:	309	WON-LOST	WINNING	LAST 10	STRENGTH OF	OPP. STRENGTH	TEAM	ADJ.	CONF.	ADJ CONF.
Average RPI Loss:	129	RECORD	PCT. RANK	GAMES	SCHEDULE	OF SCHEDULE	RPI	RPI	RPI	RPI
DIV. I ONLY	4- 4	164	4-4	315	227	257	257	19	19	
DIV. I NON-CONF.	4- 4	163	4-4	316	230	256	256	19	19	
TOTALS	RPI 1-25	RPI 26-50	W-L RECORDS	RPI 51-100	RPI 101-150	RPI 150+				
4- 4	0- 0	0- 0	OVERALL	0- 2	0- 1	4- 1				
1- 2	0- 0	0- 0	HOME	0- 1	0- 0	1- 1				
3- 2	0- 0	0- 0	AWAY	0- 1	0- 1	3- 0				
0- 0	0- 0	0- 0	NEUTRAL	0- 0	0- 0	0- 0				
4- 4	0- 0	0- 0	NON-CONFERENCE	0- 2	0- 1	4- 1				
1- 2	0- 0	0- 0	HOME	0- 1	0- 0	1- 1				
3- 2	0- 0	0- 0	AWAY	0- 1	0- 1	3- 0				
0- 0	0- 0	0- 0	NEUTRAL	0- 0	0- 0	0- 0				
0- 0	0- 0	0- 0	CONFERENCE	0- 0	0- 0	0- 0				
0- 0	0- 0	0- 0	HOME	0- 0	0- 0	0- 0				
0- 0	0- 0	0- 0	AWAY	0- 0	0- 0	0- 0				
0- 0	0- 0	0- 0	NEUTRAL	0- 0	0- 0	0- 0				

RPI 1-25				RPI 26-50				RPI 51-100				RPI 101+				Team's RPI: 257	
RPI	S	Opponent	Score	RPI	S	Opponent	Score	RPI	S	Opponent	Score	RPI	S	Opponent	Score		
								55	H	Loyola Chicago	51	67	141	A	Northern Ill.	48	61
								63	A	Wisconsin	55	63	258	H	Indiana St.	57	59
													266	H	Omaha	65	52
													311	A	Lipscomb	66	56
													325	A	UIC	80	45
													333	A	Evansville	90	44
LAST 10 Division I																	
				266	H	Omaha	65	52					141	A	Northern Ill.	48	61
				311	A	Lipscomb	66	56					55	H	Loyola Chicago	51	67
				63	A	Wisconsin	55	63					258	H	Indiana St.	57	59
				333	A	Evansville	90	44									
				325	A	UIC	80	45									

Non-Div I Games: Lindenwood (MO) 88 66

Eastern Ill.

Eastern Ky.

Through Games Of Dec. 19, 2019

Average RPI Win:	234	WON-LOST	WINNING	LAST 10	STRENGTH OF	OPP. STRENGTH	TEAM	ADJ.	CONF.	ADJ CONF.
Average RPI Loss:	117	RECORD	PCT. RANK	GAMES	SCHEDULE	OF SCHEDULE	RPI	RPI	RPI	RPI
DIV. I ONLY	5- 4	143	5-4	255	145	185	185	19	19	
DIV. I NON-CONF.	5- 4	143	5-4	256	145	183	183	19	19	
TOTALS	RPI 1-25	RPI 26-50	W-L RECORDS	RPI 51-100	RPI 101-150	RPI 150+				
5- 4	0- 0	0- 0	OVERALL	0- 2	1- 1	4- 1				
2- 2	0- 0	0- 0	HOME	0- 0	0- 1	2- 1				
3- 2	0- 0	0- 0	AWAY	0- 2	1- 0	2- 0				
0- 0	0- 0	0- 0	NEUTRAL	0- 0	0- 0	0- 0				
5- 4	0- 0	0- 0	NON-CONFERENCE	0- 2	1- 1	4- 1				
2- 2	0- 0	0- 0	HOME	0- 0	0- 1	2- 1				
3- 2	0- 0	0- 0	AWAY	0- 2	1- 0	2- 0				
0- 0	0- 0	0- 0	NEUTRAL	0- 0	0- 0	0- 0				
0- 0	0- 0	0- 0	CONFERENCE	0- 0	0- 0	0- 0				
0- 0	0- 0	0- 0	HOME	0- 0	0- 0	0- 0				
0- 0	0- 0	0- 0	AWAY	0- 0	0- 0	0- 0				
0- 0	0- 0	0- 0	NEUTRAL	0- 0	0- 0	0- 0				

RPI 1-25			RPI 26-50			RPI 51-100			RPI 101+			Team's RPI: 185
RPI	S	Opponent	Score	RPI	S	Opponent	Score	RPI	S	Opponent	Score	
						88	A Vanderbilt	69	75	122	A Memphis	63 60
						98	A Butler	41	73	132	H Miami (OH)	57 75
										151	H Youngstown St.	63 72
										232	H Northern Ky.	69 62
										246	H Chattanooga	71 65
										261	A Xavier	56 55
										307	A Mercer	61 60
LAST 10 Division I												
246	H	Chattanooga	71 65	88	A	Vanderbilt	69 75					
307	A	Mercer	61 60	261	A	Xavier	56 55					
132	H	Miami (OH)	57 75	151	H	Youngstown St.	63 72					
98	A	Butler	41 73	232	H	Northern Ky.	69 62					
122	A	Memphis	63 60									

Non-Div I Games: Alice Lloyd 102 65

Eastern Ky.

Loss, Non-Conf, S Site, H Home A Away N Neutral

Average RPI Win: 267		WON-LOST	WINNING	LAST 10	STRENGTH OF	OPP. STRENGTH	TEAM	ADJ.	CONF.	ADJ CONF.
Average RPI Loss: 104		RECORD	PCT. RANK	GAMES	SCHEDULE	OF SCHEDULE	RPI	RPI	RPI	RPI
DIV. I ONLY		3- 6	235	3-6	63	294	190	190	11	11
DIV. I NON-CONF.		3- 6	232	3-6	63	292	189	189	11	11
TOTALS		RPI 1-25	RPI 26-50		W-L RECORDS		RPI 51-100	RPI 101-150	RPI 150+	
3- 6	0- 0	0- 1		OVERALL		0- 1	0- 3	3- 1		
2- 2	0- 0	0- 1		HOME		0- 1	0- 0	2- 0		
1- 4	0- 0	0- 0		AWAY		0- 0	0- 3	1- 1		
0- 0	0- 0	0- 0		NEUTRAL		0- 0	0- 0	0- 0		
3- 6	0- 0	0- 1		NON-CONFERENCE		0- 1	0- 3	3- 1		
2- 2	0- 0	0- 1		HOME		0- 1	0- 0	2- 0		
1- 4	0- 0	0- 0		AWAY		0- 0	0- 3	1- 1		
0- 0	0- 0	0- 0		NEUTRAL		0- 0	0- 0	0- 0		
0- 0	0- 0	0- 0		CONFERENCE		0- 0	0- 0	0- 0		
0- 0	0- 0	0- 0		HOME		0- 0	0- 0	0- 0		
0- 0	0- 0	0- 0		AWAY		0- 0	0- 0	0- 0		
0- 0	0- 0	0- 0		NEUTRAL		0- 0	0- 0	0- 0		

[illegible]

Non-Div I Games:	Olivet	95	38
------------------	--------	----	----

Eastern Mich.

Loss, Non-Conf, S Site, H Home A Away N Neutral

Average RPI Win:	0	WON-LOST	WINNING	LAST 10	STRENGTH OF	OPP. STRENGTH	TEAM	ADJ.	CONF.	ADJ CONF.
Average RPI Loss:	128	RECORD	PCT. RANK	GAMES	SCHEDULE	OF SCHEDULE	RPI	RPI	RPI	RPI
DIV. I ONLY	0- 6	336	0-6	9	213	223	223	18	18	
DIV. I NON-CONF.	0- 6	336	0-6	8	213	223	223	18	18	
TOTALS	RPI 1-25	RPI 26-50	W-L RECORDS	RPI 51-100	RPI 101-150	RPI 150+				
0- 6	0- 2	0- 0	OVERALL	0- 1	0- 0	0- 3				
0- 2	0- 0	0- 0	HOME	0- 1	0- 0	0- 1				
0- 4	0- 2	0- 0	AWAY	0- 0	0- 0	0- 2				
0- 0	0- 0	0- 0	NEUTRAL	0- 0	0- 0	0- 0				
0- 6	0- 2	0- 0	NON-CONFERENCE	0- 1	0- 0	0- 3				
0- 2	0- 0	0- 0	HOME	0- 1	0- 0	0- 1				
0- 4	0- 2	0- 0	AWAY	0- 0	0- 0	0- 2				
0- 0	0- 0	0- 0	NEUTRAL	0- 0	0- 0	0- 0				
0- 0	0- 0	0- 0	CONFERENCE	0- 0	0- 0	0- 0				
0- 0	0- 0	0- 0	HOME	0- 0	0- 0	0- 0				
0- 0	0- 0	0- 0	AWAY	0- 0	0- 0	0- 0				
0- 0	0- 0	0- 0	NEUTRAL	0- 0	0- 0	0- 0				

RPI 1-25				RPI 26-50				RPI 51-100				RPI 101+ Team's RPI: 223			
RPI	S	Opponent	Score	RPI	S	Opponent	Score	RPI	S	Opponent	Score	RPI	S	Opponent	Score
2	A	Stanford	27 92					66	H	Boise St.	61 63	191	A	Utah	49 87
8	A	Gonzaga	44 84									221	A	San Jose St.	66 84
												282	H	Pepperdine	52 53
LAST 10 Division I															
2	A	Stanford	27 92	66	H	Boise St.	61 63	282	H	Pepperdine	52 53	8	A	Gonzaga	44 84
								191	A	Utah	49 87	221	A	San Jose St.	66 84

Non-Div I Games: Northwest Chrst. 81 62

Eastern Wash.

Average RPI Win:	292	WON-LOST	WINNING	LAST 10	STRENGTH OF	OPP. STRENGTH	TEAM	ADJ.	CONF.	ADJ CONF.
Average RPI Loss:	100	RECORD	PCT. RANK	GAMES	SCHEDULE	OF SCHEDULE	RPI	RPI	RPI	RPI
DIV. I ONLY	3- 6	235	3-6	84	255	194	194	20	20	
DIV. I NON-CONF.	3- 6	232	3-6	83	256	193	193	20	20	
TOTALS	RPI 1-25	RPI 26-50	W-L RECORDS	RPI 51-100	RPI 101-150	RPI 150+				
3- 6	0- 0	0- 1	OVERALL	0- 3	0- 1	3- 1				
2- 1	0- 0	0- 0	HOME	0- 0	0- 0	2- 1				
1- 3	0- 0	0- 1	AWAY	0- 2	0- 0	1- 0				
0- 2	0- 0	0- 0	NEUTRAL	0- 1	0- 1	0- 0				
3- 6	0- 0	0- 1	NON-CONFERENCE	0- 3	0- 1	3- 1				
2- 1	0- 0	0- 0	HOME	0- 0	0- 0	2- 1				
1- 3	0- 0	0- 1	AWAY	0- 2	0- 0	1- 0				
0- 2	0- 0	0- 0	NEUTRAL	0- 1	0- 1	0- 0				
0- 0	0- 0	0- 0	CONFERENCE	0- 0	0- 0	0- 0				
0- 0	0- 0	0- 0	HOME	0- 0	0- 0	0- 0				
0- 0	0- 0	0- 0	AWAY	0- 0	0- 0	0- 0				
0- 0	0- 0	0- 0	NEUTRAL	0- 0	0- 0	0- 0				

RPI 1-25				RPI 26-50				RPI 51-100				RPI 101+				Team's RPI: 194	
RPI	S	Opponent	Score	RPI	S	Opponent	Score	RPI	S	Opponent	Score	RPI	S	Opponent	Score		
				28	A	NC State	49 62	78	A	Marist	55 63	134	N	Coastal Caro.	65 76		
								81	N	IUPUI	53 59	196	H	Wake Forest	57 69		
								85	A	North Carolina	46 76	273	A	UNLV	50 44		
												278	H	Appalachian St.	67 66		
												326	H	Western Caro.	68 24		
LAST 10 Division I																	
				134	N	Coastal Caro.	65 76	196	H	Wake Forest	57 69						
				28	A	NC State	49 62	85	A	North Carolina	46 76						
				81	N	IUPUI	53 59	78	A	Marist	55 63						
				273	A	UNLV	50 44	278	H	Appalachian St.	67 66						
								326	H	Western Caro.	68 24						

Non-Div I Games: Newberry 73 53

Elon

Average RPI Win:	322	WON-LOST	WINNING	LAST 10	STRENGTH OF	OPP. STRENGTH	TEAM	ADJ.	CONF.	ADJ CONF.
Average RPI Loss:	187	RECORD	PCT. RANK	GAMES	SCHEDULE	OF SCHEDULE	RPI	RPI	RPI	RPI
DIV. I ONLY	2- 7	285	2-7	288	326	333	333	7	7	
DIV. I NON-CONF.	2- 7	284	2-7	290	324	332	332	7	7	
TOTALS	RPI 1-25	RPI 26-50	W-L RECORDS	RPI 51-100	RPI 101-150	RPI 150+				
2- 7	0- 0	0- 0	OVERALL	0- 1	0- 2	2- 4				
2- 2	0- 0	0- 0	HOME	0- 0	0- 1	2- 1				
0- 5	0- 0	0- 0	AWAY	0- 1	0- 1	0- 3				
0- 0	0- 0	0- 0	NEUTRAL	0- 0	0- 0	0- 0				
2- 7	0- 0	0- 0	NON-CONFERENCE	0- 1	0- 2	2- 4				
2- 2	0- 0	0- 0	HOME	0- 0	0- 1	2- 1				
0- 5	0- 0	0- 0	AWAY	0- 1	0- 1	0- 3				
0- 0	0- 0	0- 0	NEUTRAL	0- 0	0- 0	0- 0				
0- 0	0- 0	0- 0	CONFERENCE	0- 0	0- 0	0- 0				
0- 0	0- 0	0- 0	HOME	0- 0	0- 0	0- 0				
0- 0	0- 0	0- 0	AWAY	0- 0	0- 0	0- 0				
0- 0	0- 0	0- 0	NEUTRAL	0- 0	0- 0	0- 0				

RPI 1-25	RPI 26-50	RPI 51-100	RPI 101+	Team's RPI: 333
RPI S Opponent Score	RPI S Opponent Score	RPI S Opponent Score	RPI S Opponent Score	
		73 A Austin Peay 64 80	117 H Murray St. 59 61	
			145 A Illinois 44 59	
			154 A Southeast Mo. St. 60 83	
			240 A SIUE 74 85	
			257 H Eastern Ill. 44 90	
			304 H Marshall 66 62	
			323 A Purdue Fort Wayne 64 67	
			340 H Chicago St. 76 42	
LAST 10 Division I				
340 H Chicago St. 76 42	73 A Austin Peay 64 80	257 H Eastern Ill. 44 90		
145 A Illinois 44 59	240 A SIUE 74 85			
323 A Purdue Fort Wayne 64 67	154 A Southeast Mo. St. 60 83			
117 H Murray St. 59 61				
304 H Marshall 66 62				

Non-Div I Games: Brescia 77 61

Evansville

Average RPI Win:	174	WON-LOST	WINNING	LAST 10	STRENGTH OF	OPP. STRENGTH	TEAM	ADJ.	CONF.	ADJ CONF.
Average RPI Loss:	18	RECORD	PCT. RANK	GAMES	SCHEDULE	OF SCHEDULE	RPI	RPI	RPI	RPI
DIV. I ONLY	8- 2	45	8-2	157	31	46	46	17	17	
DIV. I NON-CONF.	8- 2	45	8-2	160	32	47	47	17	17	
TOTALS	RPI 1-25	RPI 26-50	W-L RECORDS	RPI 51-100	RPI 101-150	RPI 150+				
8- 2	0- 2	0- 0	OVERALL	3- 0	2- 0	3- 0				
2- 1	0- 1	0- 0	HOME	1- 0	0- 0	1- 0				
2- 1	0- 1	0- 0	AWAY	1- 0	0- 0	1- 0				
4- 0	0- 0	0- 0	NEUTRAL	1- 0	2- 0	1- 0				
8- 2	0- 2	0- 0	NON-CONFERENCE	3- 0	2- 0	3- 0				
2- 1	0- 1	0- 0	HOME	1- 0	0- 0	1- 0				
2- 1	0- 1	0- 0	AWAY	1- 0	0- 0	1- 0				
4- 0	0- 0	0- 0	NEUTRAL	1- 0	2- 0	1- 0				
0- 0	0- 0	0- 0	CONFERENCE	0- 0	0- 0	0- 0				
0- 0	0- 0	0- 0	HOME	0- 0	0- 0	0- 0				
0- 0	0- 0	0- 0	AWAY	0- 0	0- 0	0- 0				
0- 0	0- 0	0- 0	NEUTRAL	0- 0	0- 0	0- 0				

RPI 1-25				RPI 26-50		Team's RPI: 46		RPI 51-100				RPI 101+			
RPI	S	Opponent	Score	RPI	S	Opponent	Score	RPI	S	Opponent	Score	RPI	S	Opponent	Score
11	A	Princeton	53 67					79	N	Notre Dame	69 60	121	N	South Dakota St.	71 70
24	H	LSU	63 74					99	A	Houston	57 45	128	N	South Fla.	81 77
								100	H	UCF	72 50	201	N	Saint Francis (PA)	97 64
												328	A	FIU	100 54
												338	H	Central Conn. St.	94 60
LAST 10 Division I															
338	H	Central Conn. St.	94 60	24	H	LSU	63 74	201	N	Saint Francis (PA)	97 64				
99	A	Houston	57 45	11	A	Princeton	53 67	100	H	UCF	72 50				
121	N	South Dakota St.	71 70	100	H	UCF	72 50	328	A	FIU	100 54				
128	N	South Fla.	81 77												
79	N	Notre Dame	69 60												

Non-Div I Games: Webber Int'l 99 48 Fla. Memorial 91 47 Johnson & Wales (FL89 56

FGCU

Loss, Non-Conf, S Site, H Home A Away N Neutral

Average RPI Win:	314	WON-LOST	WINNING	LAST 10	STRENGTH OF	OPP. STRENGTH	TEAM	ADJ.	CONF.	ADJ CONF.
Average RPI Loss:	166	RECORD	PCT. RANK	GAMES	SCHEDULE	OF SCHEDULE	RPI	RPI	RPI	RPI
DIV. I ONLY	3- 6	235	3-6	334	183	328	328	14	14	
DIV. I NON-CONF.	3- 6	232	3-6	336	185	327	327	14	14	
TOTALS	RPI 1-25	RPI 26-50	W-L RECORDS	RPI 51-100	RPI 101-150	RPI 150+				
3- 6	0- 0	0- 1	OVERALL	0- 1	0- 0	3- 4				
1- 5	0- 0	0- 1	HOME	0- 1	0- 0	1- 3				
2- 1	0- 0	0- 0	AWAY	0- 0	0- 0	2- 1				
0- 0	0- 0	0- 0	NEUTRAL	0- 0	0- 0	0- 0				
3- 6	0- 0	0- 1	NON-CONFERENCE	0- 1	0- 0	3- 4				
1- 5	0- 0	0- 1	HOME	0- 1	0- 0	1- 3				
2- 1	0- 0	0- 0	AWAY	0- 0	0- 0	2- 1				
0- 0	0- 0	0- 0	NEUTRAL	0- 0	0- 0	0- 0				
0- 0	0- 0	0- 0	CONFERENCE	0- 0	0- 0	0- 0				
0- 0	0- 0	0- 0	HOME	0- 0	0- 0	0- 0				
0- 0	0- 0	0- 0	AWAY	0- 0	0- 0	0- 0				
0- 0	0- 0	0- 0	NEUTRAL	0- 0	0- 0	0- 0				

RPI 1-25	RPI 26-50	RPI 51-100	RPI 101+	Team's RPI: 328
RPI S Opponent Score	RPI S Opponent Score	RPI S Opponent Score	RPI S Opponent Score	
	46 H FGCU 54 100	77 H North Florida 49 64	174 H Bethune-Cookman 60 65	
			216 A Jacksonville 52 77	
			232 H Northern Ky. 45 67	
			253 H Oakland 49 58	
			305 H Grambling 56 55	
			316 A Georgia St. 70 63	
			321 A N.C. Central 59 58	
LAST 10 Division I				
216 A Jacksonville 52 77	305 H Grambling 56 55			
321 A N.C. Central 59 58	77 H North Florida 49 64			
232 H Northern Ky. 45 67	316 A Georgia St. 70 63			
253 H Oakland 49 58	46 H FGCU 54 100			
174 H Bethune-Cookman 60 65				

Non-Div I Games:

FIU

■ Loss,
■ Non-Conf,
■ S Site,
■ H Home
■ A Away
N Neutral

Average RPI Win: 300		WON-LOST	WINNING	LAST 10	STRENGTH OF	OPP. STRENGTH	TEAM	ADJ.	CONF.	ADJ CONF.
Average RPI Loss: 98		RECORD	PCT. RANK	GAMES	SCHEDULE	OF SCHEDULE	RPI	RPI	RPI	RPI
DIV. I ONLY		3- 4	204	3-4	240	174	219	219	21	21
DIV. I NON-CONF.		3- 4	205	3-4	242	175	219	219	21	21
TOTALS	RPI 1-25	RPI 26-50		W-L RECORDS		RPI 51-100	RPI 101-150	RPI 150+		
3- 4	0- 0	0- 0		OVERALL		0- 2	0- 2	3- 0		
2- 1	0- 0	0- 0		HOME		0- 0	0- 1	2- 0		
1- 3	0- 0	0- 0		AWAY		0- 2	0- 1	1- 0		
0- 0	0- 0	0- 0		NEUTRAL		0- 0	0- 0	0- 0		
3- 4	0- 0	0- 0		NON-CONFERENCE		0- 2	0- 2	3- 0		
2- 1	0- 0	0- 0		HOME		0- 0	0- 1	2- 0		
1- 3	0- 0	0- 0		AWAY		0- 2	0- 1	1- 0		
0- 0	0- 0	0- 0		NEUTRAL		0- 0	0- 0	0- 0		
0- 0	0- 0	0- 0		CONFERENCE		0- 0	0- 0	0- 0		
0- 0	0- 0	0- 0		HOME		0- 0	0- 0	0- 0		
0- 0	0- 0	0- 0		AWAY		0- 0	0- 0	0- 0		
0- 0	0- 0	0- 0		NEUTRAL		0- 0	0- 0	0- 0		

RPI 1-25				RPI 26-50				RPI 51-100				RPI 101+			
RPI	S	Opponent	Score	RPI	S	Opponent	Score	RPI	S	Opponent	Score	RPI	S	Opponent	Score
								64	A	Temple	59 77	124	A	Rhode Island	41 74
								68	A	Seton Hall	44 74	135	H	Dartmouth	51 52
												234	H	Navy	66 52
												330	H	Hofstra	73 64
												336	A	LIU Brooklyn	53 51
LAST 10 Division I															
				124	A	Rhode Island	41 74	330	H	Hofstra	73 64				
				135	H	Dartmouth	51 52	234	H	Navy	66 52				
				336	A	LIU Brooklyn	53 51								
				68	A	Seton Hall	44 74								
				64	A	Temple	59 77								

Non-Div I Games:

Fairfield

■ Loss, ■ Non-Conf, S Site, H Home A Away N Neutral

Average RPI Win:	293	WON-LOST	WINNING	LAST 10	STRENGTH OF	OPP. STRENGTH	TEAM	ADJ.	CONF.	ADJ CONF.
Average RPI Loss:	235	RECORD	PCT. RANK	GAMES	SCHEDULE	OF SCHEDULE	RPI	RPI	RPI	RPI
DIV. I ONLY	2- 7	285	2-7	333	277	341	341	29	29	
DIV. I NON-CONF.	2- 7	284	2-7	335	278	341	341	29	29	
TOTALS	RPI 1-25	RPI 26-50	W-L RECORDS	RPI 51-100	RPI 101-150	RPI 150+				
2- 7	0- 0	0- 0	OVERALL	0- 0	0- 1	2- 6				
1- 4	0- 0	0- 0	HOME	0- 0	0- 1	1- 3				
1- 3	0- 0	0- 0	AWAY	0- 0	0- 0	1- 3				
0- 0	0- 0	0- 0	NEUTRAL	0- 0	0- 0	0- 0				
2- 7	0- 0	0- 0	NON-CONFERENCE	0- 0	0- 1	2- 6				
1- 4	0- 0	0- 0	HOME	0- 0	0- 1	1- 3				
1- 3	0- 0	0- 0	AWAY	0- 0	0- 0	1- 3				
0- 0	0- 0	0- 0	NEUTRAL	0- 0	0- 0	0- 0				
0- 0	0- 0	0- 0	CONFERENCE	0- 0	0- 0	0- 0				
0- 0	0- 0	0- 0	HOME	0- 0	0- 0	0- 0				
0- 0	0- 0	0- 0	AWAY	0- 0	0- 0	0- 0				
0- 0	0- 0	0- 0	NEUTRAL	0- 0	0- 0	0- 0				

[illegible]

Non-Div I Games:

Fairleigh Dickinson

■ Loss, ■ Non-Conf, S Site, H Home A Away N Neutral

Average RPI Win:	270	WON-LOST	WINNING	LAST 10	STRENGTH OF	OPP. STRENGTH	TEAM	ADJ.	CONF.	ADJ CONF.
Average RPI Loss:	33	RECORD	PCT. RANK	GAMES	SCHEDULE	OF SCHEDULE	RPI	RPI	RPI	RPI
DIV. I ONLY	6- 3	89	6-3	243	113	137	137	14	14	
DIV. I NON-CONF.	6- 3	88	6-3	244	112	138	138	14	14	
TOTALS	RPI 1-25	RPI 26-50	W-L RECORDS	RPI 51-100	RPI 101-150	RPI 150+				
6- 3	0- 1	0- 2	OVERALL	0- 0	0- 0	6- 0				
4- 1	0- 0	0- 1	HOME	0- 0	0- 0	4- 0				
2- 2	0- 1	0- 1	AWAY	0- 0	0- 0	2- 0				
0- 0	0- 0	0- 0	NEUTRAL	0- 0	0- 0	0- 0				
6- 3	0- 1	0- 2	NON-CONFERENCE	0- 0	0- 0	6- 0				
4- 1	0- 0	0- 1	HOME	0- 0	0- 0	4- 0				
2- 2	0- 1	0- 1	AWAY	0- 0	0- 0	2- 0				
0- 0	0- 0	0- 0	NEUTRAL	0- 0	0- 0	0- 0				
0- 0	0- 0	0- 0	CONFERENCE	0- 0	0- 0	0- 0				
0- 0	0- 0	0- 0	HOME	0- 0	0- 0	0- 0				
0- 0	0- 0	0- 0	AWAY	0- 0	0- 0	0- 0				
0- 0	0- 0	0- 0	NEUTRAL	0- 0	0- 0	0- 0				

RPI	S	Opponent	Score	RPI	S	Opponent	Score	RPI	S	Opponent	Score	RPI	S	Opponent	Score	Team's RPI: 137
20	A	Iowa	53 85	36	H	Kansas	60 90					218	A	Hampton	64 63	
				43	A	Richmond	55 57					241	H	Little Rock	79 72	
												260	A	Western Mich.	80 79	
												276	H	Siena	83 39	
												284	H	Loyola Maryland	72 61	
												338	H	Central Conn. St.	72 54	
LAST 10 Division I																
338	H	Central Conn. St.	72 54	36	H	Kansas	60 90									
43	A	Richmond	55 57	284	H	Loyola Maryland	72 61									
218	A	Hampton	64 63	260	A	Western Mich.	80 79									
20	A	Iowa	53 85	241	H	Little Rock	79 72									
				276	H	Siena	83 39									

Non-Div I Games:

Average RPI Win:	275	WON-LOST	WINNING	LAST 10	STRENGTH OF	OPP. STRENGTH	TEAM	ADJ.	CONF.	ADJ CONF.
Average RPI Loss:	21	RECORD	PCT. RANK	GAMES	SCHEDULE	OF SCHEDULE	RPI	RPI	RPI	RPI
DIV. I ONLY	7- 3	75	7-3	283	116	177	177	4	4	
DIV. I NON-CONF.	7- 3	75	7-3	286	116	178	178	4	4	
TOTALS	RPI 1-25	RPI 26-50	W-L RECORDS	RPI 51-100	RPI 101-150	RPI 150+				
7- 3	0- 2	0- 1	OVERALL	0- 0	0- 0	7- 0				
5- 2	0- 2	0- 0	HOME	0- 0	0- 0	5- 0				
2- 1	0- 0	0- 1	AWAY	0- 0	0- 0	2- 0				
0- 0	0- 0	0- 0	NEUTRAL	0- 0	0- 0	0- 0				
7- 3	0- 2	0- 1	NON-CONFERENCE	0- 0	0- 0	7- 0				
5- 2	0- 2	0- 0	HOME	0- 0	0- 0	5- 0				
2- 1	0- 0	0- 1	AWAY	0- 0	0- 0	2- 0				
0- 0	0- 0	0- 0	NEUTRAL	0- 0	0- 0	0- 0				
0- 0	0- 0	0- 0	CONFERENCE	0- 0	0- 0	0- 0				
0- 0	0- 0	0- 0	HOME	0- 0	0- 0	0- 0				
0- 0	0- 0	0- 0	AWAY	0- 0	0- 0	0- 0				
0- 0	0- 0	0- 0	NEUTRAL	0- 0	0- 0	0- 0				

RPI 1-25				RPI 26-50				RPI 51-100				RPI 101+ Team's RPI: 177			
RPI	S	Opponent	Score	RPI	S	Opponent	Score	RPI	S	Opponent	Score	RPI	S	Opponent	Score
12	H	Indiana	49 73	36	A	Kansas	66 76					188	H	Samford	84 48
14	H	Florida St.	55 66									230	A	Prairie View	51 44
												269	H	Presbyterian	60 46
												275	H	Longwood	71 54
												305	A	Grambling	72 65
												307	H	Mercer	71 50
												348	H	Florida A&M	84 40
LAST 10 Division I															
307	H	Mercer	71 50	230	A	Prairie View	51 44								
36	A	Kansas	66 76	348	H	Florida A&M	84 40								
188	H	Samford	84 48	14	H	Florida St.	55 66								
275	H	Longwood	71 54	12	H	Indiana	49 73								
305	A	Grambling	72 65	269	H	Presbyterian	60 46								

Non-Div I Games:

Florida

Florida Man				Through Games of Dec. 19, 1919						
Average RPI Win:	0	WON-LOST	WINNING	LAST 10	STRENGTH OF	OPP. STRENGTH	TEAM	ADJ.	CONF.	ADJ CONF.
Average RPI Loss:	265	RECORD	PCT. RANK	GAMES	SCHEDULE	OF SCHEDULE	RPI	RPI	RPI	RPI
DIV. I ONLY	0- 7	336	0-7	314	351	348	348	31	31	
DIV. I NON-CONF.	0- 7	336	0-7	314	351	348	348	31	31	

TOTALS	RPI 1-25	RPI 26-50		W-L RECORDS		RPI 51-100	RPI 101-150	RPI 150+		
0- 7	0- 0	0- 0		OVERALL		0- 0	0- 0	0- 7		
0- 1	0- 0	0- 0		HOME		0- 0	0- 0	0- 1		
0- 6	0- 0	0- 0		AWAY		0- 0	0- 0	0- 6		
0- 0	0- 0	0- 0		NEUTRAL		0- 0	0- 0	0- 0		
0- 7	0- 0	0- 0		NON-CONFERENCE		0- 0	0- 0	0- 7		
0- 1	0- 0	0- 0		HOME		0- 0	0- 0	0- 1		
0- 6	0- 0	0- 0		AWAY		0- 0	0- 0	0- 6		
0- 0	0- 0	0- 0		NEUTRAL		0- 0	0- 0	0- 0		
0- 0	0- 0	0- 0		CONFERENCE		0- 0	0- 0	0- 0		
0- 0	0- 0	0- 0		HOME		0- 0	0- 0	0- 0		
0- 0	0- 0	0- 0		AWAY		0- 0	0- 0	0- 0		
0- 0	0- 0	0- 0		NEUTRAL		0- 0	0- 0	0- 0		

RPI 1-25				RPI 26-50				RPI 51-100				RPI 101+				Team's RPI: 348	
RPI	S	Opponent	Score	RPI	S	Opponent	Score	RPI	S	Opponent	Score	RPI	S	Opponent	Score		
												158	A	Texas Tech	60	98	
												177	A	Florida	40	84	
												216	H	Jacksonville	54	88	
												308	A	USC Upstate	61	74	
												319	A	Alcorn	42	58	
												337	A	Mississippi Val.	70	71	
												342	A	Jacksonville St.	67	72	
LAST 10 Division I																	
				216	H	Jacksonville	54	88	337	A	Mississippi Val.	70	71				
				319	A	Alcorn	42	58	177	A	Florida	40	84				
								158	A	Texas Tech	60	98					
								342	A	Jacksonville St.	67	72					
								308	A	USC Upstate	61	74					

Non-Div I Games:	Johnson (FL)	102	40	Trinity Baptist	103	54
------------------	--------------	-----	----	-----------------	-----	----

Florida A&M

■ Loss, ■ Non-Conf, S Site, H Home A Away N Neutral

Average RPI Win:	155	WON-LOST	WINNING	LAST 10	STRENGTH OF	OPP. STRENGTH	TEAM	ADJ.	CONF.	ADJ CONF.
Average RPI Loss:	0	RECORD	PCT. RANK	GAMES	SCHEDULE	OF SCHEDULE	RPI	RPI	RPI	RPI
DIV. I ONLY	11- 0	1	10-0	119	85	14	14	3	3	
DIV. I NON-CONF.	10- 0	1	9-0	101	91	13	13	3	3	
TOTALS	RPI 1-25	RPI 26-50	W-L RECORDS	RPI 51-100	RPI 101-150	RPI 150+				
11- 0	2- 0	0- 0	OVERALL	2- 0	1- 0	6- 0				
6- 0	0- 0	0- 0	HOME	2- 0	1- 0	3- 0				
4- 0	1- 0	0- 0	AWAY	0- 0	0- 0	3- 0				
1- 0	1- 0	0- 0	NEUTRAL	0- 0	0- 0	0- 0				
10- 0	2- 0	0- 0	NON-CONFERENCE	2- 0	1- 0	5- 0				
6- 0	0- 0	0- 0	HOME	2- 0	1- 0	3- 0				
3- 0	1- 0	0- 0	AWAY	0- 0	0- 0	2- 0				
1- 0	1- 0	0- 0	NEUTRAL	0- 0	0- 0	0- 0				
1- 0	0- 0	0- 0	CONFERENCE	0- 0	0- 0	1- 0				
0- 0	0- 0	0- 0	HOME	0- 0	0- 0	0- 0				
1- 0	0- 0	0- 0	AWAY	0- 0	0- 0	1- 0				
0- 0	0- 0	0- 0	NEUTRAL	0- 0	0- 0	0- 0				

RPI 1-25				Team's RPI: 14				RPI 26-50				RPI 51-100				RPI 101+			
RPI	S	Opponent	Score					RPI	S	Opponent	Score	RPI	S	Opponent	Score	RPI	S	Opponent	Score
13	N	Texas A&M	80 58									71	H	St. John's (NY)	74 70	104	H	Michigan St.	78 68
24	A	LSU	70 62									77	H	North Florida	70 41	177	A	Florida	66 55
																184	A	Clemson	81 64
																188	H	Samford	88 59
																216	H	Jacksonville	75 41
																325	A	UIC	86 42
																329	H	Charleston So.	88 36
LAST 10 Division I																			
								77	H	North Florida	70 41			177	A	Florida	66 55		
								71	H	St. John's (NY)	74 70			325	A	UIC	86 42		
								184	A	Clemson	81 64			188	H	Samford	88 59		
								104	H	Michigan St.	78 68			216	H	Jacksonville	75 41		
								13	N	Texas A&M	80 58			24	A	LSU	70 62		

Non-Div I Games:

Florida St.

Average RPI Win:	174	WON-LOST	WINNING	LAST 10	STRENGTH OF	OPP. STRENGTH	TEAM	ADJ.	CONF.	ADJ CONF.
Average RPI Loss:	129	RECORD	PCT. RANK	GAMES	SCHEDULE	OF SCHEDULE	RPI	RPI	RPI	RPI
DIV. I ONLY	6- 5	157	6-4	193	79	159	159	10	10	
DIV. I NON-CONF.	6- 5	158	6-4	194	78	157	157	10	10	
TOTALS	RPI 1-25	RPI 26-50	W-L RECORDS	RPI 51-100	RPI 101-150	RPI 150+				
6- 5	0- 0	1- 1	OVERALL	0- 1	1- 1	4- 2				
3- 2	0- 0	0- 0	HOME	0- 1	0- 1	3- 0				
2- 2	0- 0	1- 0	AWAY	0- 0	0- 0	1- 2				
1- 1	0- 0	0- 1	NEUTRAL	0- 0	1- 0	0- 0				
6- 5	0- 0	1- 1	NON-CONFERENCE	0- 1	1- 1	4- 2				
3- 2	0- 0	0- 0	HOME	0- 1	0- 1	3- 0				
2- 2	0- 0	1- 0	AWAY	0- 0	0- 0	1- 2				
1- 1	0- 0	0- 1	NEUTRAL	0- 0	1- 0	0- 0				
0- 0	0- 0	0- 0	CONFERENCE	0- 0	0- 0	0- 0				
0- 0	0- 0	0- 0	HOME	0- 0	0- 0	0- 0				
0- 0	0- 0	0- 0	AWAY	0- 0	0- 0	0- 0				
0- 0	0- 0	0- 0	NEUTRAL	0- 0	0- 0	0- 0				

RPI	S	Opponent	Score	RPI	S	Opponent	Score	RPI	S	Opponent	Score	RPI	S	Opponent	Score	Team's RPI: 159
37	N	Arkansas	59 71	79	H	Notre Dame	55 60	106	N	Lehigh	59 57	143	H	Villanova	66 73	
40	A	Charlotte	76 51					161	A	Columbia	51 70	197	H	Northeastern	74 58	
								225	H	Southern U.	65 52	227	A	Penn St.	59 72	
								228	H	Georgetown	67 54	247	A	Manhattan	51 45	
LAST 10 Division I																
225	H	Southern U.	65 52	40	A	Charlotte	76 51	197	H	Northeastern	74 58	143	H	Villanova	66 73	
228	H	Georgetown	67 54	247	A	Manhattan	51 45	227	A	Penn St.	59 72	161	A	Columbia	51 70	
106	N	Lehigh	59 57													
37	N	Arkansas	59 71													

Non-Div I Games:

Fordham

■ Loss,
 ■ Non-Conf,
 ■ S Site,
 ■ H Home
 ■ A Away
 N Neutral

Average RPI Win:	234	WON-LOST	WINNING	LAST 10	STRENGTH OF	OPP. STRENGTH	TEAM	ADJ.	CONF.	ADJ CONF.
Average RPI Loss:	120	RECORD	PCT. RANK	GAMES	SCHEDULE	OF SCHEDULE	RPI	RPI	RPI	RPI
DIV. I ONLY	7- 3	75	7-3	292	103	162	162	22	22	
DIV. I NON-CONF.	5- 3	109	5-3	285	100	175	175	22	22	
TOTALS	RPI 1-25	RPI 26-50	W-L RECORDS	RPI 51-100	RPI 101-150	RPI 150+				
7- 3	0- 0	0- 0	OVERALL	0- 1	0- 1	7- 1				
3- 1	0- 0	0- 0	HOME	0- 0	0- 1	3- 0				
3- 1	0- 0	0- 0	AWAY	0- 0	0- 0	3- 1				
1- 1	0- 0	0- 0	NEUTRAL	0- 1	0- 0	1- 0				
5- 3	0- 0	0- 0	NON-CONFERENCE	0- 1	0- 1	5- 1				
2- 1	0- 0	0- 0	HOME	0- 0	0- 1	2- 0				
2- 1	0- 0	0- 0	AWAY	0- 0	0- 0	2- 1				
1- 1	0- 0	0- 0	NEUTRAL	0- 1	0- 0	1- 0				
2- 0	0- 0	0- 0	CONFERENCE	0- 0	0- 0	2- 0				
1- 0	0- 0	0- 0	HOME	0- 0	0- 0	1- 0				
1- 0	0- 0	0- 0	AWAY	0- 0	0- 0	1- 0				
0- 0	0- 0	0- 0	NEUTRAL	0- 0	0- 0	0- 0				

RPI 1-25				RPI 26-50				RPI 51-100				RPI 101+				Team's RPI: 162	
RPI	S	Opponent	Score	RPI	S	Opponent	Score	RPI	S	Opponent	Score	RPI	S	Opponent	Score		
								72	N	Yale	67	87	119	H	BYU	65	71
												168	A	Montana	76	63	
												170	A	Portland	64	75	
												203	H	Utah St.	76	64	
												212	H	Northern Ariz.	83	66	
												228	N	Georgetown	82	69	
												262	H	UC Davis	73	65	
												273	A	UNLV	72	66	
												293	A	Cal Poly	79	52	
LAST 10 Division I																	
				203	H	Utah St.	76	64				119	H	BYU	65	71	
				273	A	UNLV	72	66				170	A	Portland	64	75	
				228	N	Georgetown	82	69				168	A	Montana	76	63	
				72	N	Yale	67	87				262	H	UC Davis	73	65	
				212	H	Northern Ariz.	83	66				293	A	Cal Poly	79	52	

Non-Div I Games: La Verne 111 56

Fresno St.

Average RPI Win:	208	WON-LOST	WINNING	LAST 10	STRENGTH OF	OPP. STRENGTH	TEAM	ADJ.	CONF.	ADJ CONF.
Average RPI Loss:	102	RECORD	PCT. RANK	GAMES	SCHEDULE	OF SCHEDULE	RPI	RPI	RPI	RPI
DIV. I ONLY	5- 4	143	5-4	209	53	110	110	24	24	
DIV. I NON-CONF.	5- 4	143	5-4	211	53	111	111	24	24	
TOTALS	RPI 1-25	RPI 26-50	W-L RECORDS	RPI 51-100	RPI 101-150	RPI 150+				
5- 4	0- 0	1- 0	OVERALL	0- 3	0- 0	4- 1				
3- 0	0- 0	0- 0	HOME	0- 0	0- 0	3- 0				
2- 4	0- 0	1- 0	AWAY	0- 3	0- 0	1- 1				
0- 0	0- 0	0- 0	NEUTRAL	0- 0	0- 0	0- 0				
5- 4	0- 0	1- 0	NON-CONFERENCE	0- 3	0- 0	4- 1				
3- 0	0- 0	0- 0	HOME	0- 0	0- 0	3- 0				
2- 4	0- 0	1- 0	AWAY	0- 3	0- 0	1- 1				
0- 0	0- 0	0- 0	NEUTRAL	0- 0	0- 0	0- 0				
0- 0	0- 0	0- 0	CONFERENCE	0- 0	0- 0	0- 0				
0- 0	0- 0	0- 0	HOME	0- 0	0- 0	0- 0				
0- 0	0- 0	0- 0	AWAY	0- 0	0- 0	0- 0				
0- 0	0- 0	0- 0	NEUTRAL	0- 0	0- 0	0- 0				

RPI 1-25				RPI 26-50				RPI 51-100				RPI 101+				Team's RPI: 110			
RPI	S	Opponent	Score	RPI	S	Opponent	Score	RPI	S	Opponent	Score	RPI	S	Opponent	Score				
				43	A	Richmond	70 69					53	A	Georgia	48 77	178	A	Gardner-Webb	72 67
												82	A	Middle Tenn.	62 78	184	A	Clemson	71 77
												88	A	Vanderbilt	46 74	218	H	Hampton	70 65
																285	H	Ga. Southern	78 63
																316	H	Georgia St.	62 55
LAST 10 Division I																			
				53	A	Georgia	48 77	88	A	Vanderbilt	46 74								
				43	A	Richmond	70 69	218	H	Hampton	70 65								
				316	H	Georgia St.	62 55	285	H	Ga. Southern	78 63								
				178	A	Gardner-Webb	72 67	184	A	Clemson	71 77								
				82	A	Middle Tenn.	62 78												

Non-Div I Games: North Greenville 88 51

Furman

Ga. Southern

Through Games Of Dec. 19, 2019

Average RPI Win:	303	WON-LOST	WINNING	LAST 10	STRENGTH OF	OPP. STRENGTH	TEAM	ADJ.	CONF.	ADJ CONF.
Average RPI Loss:	179	RECORD	PCT. RANK	GAMES	SCHEDULE	OF SCHEDULE	RPI	RPI	RPI	RPI
DIV. I ONLY	2- 7	285	2-7	229	318	285	285	25	25	
DIV. I NON-CONF.	2- 7	284	2-7	230	316	286	286	25	25	
TOTALS	RPI 1-25	RPI 26-50	W-L RECORDS	RPI 51-100	RPI 101-150	RPI 150+				
2- 7	0- 0	0- 0	OVERALL	0- 2	0- 1	2- 4				
0- 2	0- 0	0- 0	HOME	0- 1	0- 0	0- 1				
2- 4	0- 0	0- 0	AWAY	0- 0	0- 1	2- 3				
0- 1	0- 0	0- 0	NEUTRAL	0- 1	0- 0	0- 0				
2- 7	0- 0	0- 0	NON-CONFERENCE	0- 2	0- 1	2- 4				
0- 2	0- 0	0- 0	HOME	0- 1	0- 0	0- 1				
2- 4	0- 0	0- 0	AWAY	0- 0	0- 1	2- 3				
0- 1	0- 0	0- 0	NEUTRAL	0- 1	0- 0	0- 0				
0- 0	0- 0	0- 0	CONFERENCE	0- 0	0- 0	0- 0				
0- 0	0- 0	0- 0	HOME	0- 0	0- 0	0- 0				
0- 0	0- 0	0- 0	AWAY	0- 0	0- 0	0- 0				
0- 0	0- 0	0- 0	NEUTRAL	0- 0	0- 0	0- 0				

RPI 1-25			RPI 26-50			RPI 51-100			RPI 101+			Team's RPI: 285
RPI	S	Opponent	Score	RPI	S	Opponent	Score	RPI	S	Opponent	Score	
						70 N Kent St.	48 62	110 A Furman		63 78		
						95 H North Dakota	56 69	174 A Bethune-Cookman		57 75		
								210 H Kennesaw St.		69 95		
								286 A Wofford		70 57		
								288 A Ole Miss		66 69		
								307 A Mercer		52 62		
								320 A Winthrop		91 47		
LAST 10 Division I												
288 A		Ole Miss	66 69	70 N		Kent St.	48 62					
307 A		Mercer	52 62	95 H		North Dakota	56 69					
286 A		Wofford	70 57	210 H		Kennesaw St.	69 95					
320 A		Winthrop	91 47	110 A		Furman	63 78					
174 A		Bethune-Cookman	57 75									

Non-Div I Games:

Ga. Southern

■ Loss,
 ■ Non-Conf,
 ■ S Site,
 ■ Home
 ■ A Away
 N Neutral

Average RPI Win:	273	WON-LOST	WINNING	LAST 10	STRENGTH OF	OPP. STRENGTH	TEAM	ADJ.	CONF.	ADJ CONF.
Average RPI Loss:	60	RECORD	PCT. RANK	GAMES	SCHEDULE	OF SCHEDULE	RPI	RPI	RPI	RPI
DIV. I ONLY	4- 3	137	4-3	226	172	178	178	30	30	
DIV. I NON-CONF.	4- 3	137	4-3	227	173	179	179	30	30	
TOTALS	RPI 1-25	RPI 26-50	W-L RECORDS	RPI 51-100	RPI 101-150	RPI 150+				
4- 3	0- 0	0- 2	OVERALL	0- 0	0- 1	4- 0				
3- 1	0- 0	0- 0	HOME	0- 0	0- 1	3- 0				
1- 2	0- 0	0- 2	AWAY	0- 0	0- 0	1- 0				
0- 0	0- 0	0- 0	NEUTRAL	0- 0	0- 0	0- 0				
4- 3	0- 0	0- 2	NON-CONFERENCE	0- 0	0- 1	4- 0				
3- 1	0- 0	0- 0	HOME	0- 0	0- 1	3- 0				
1- 2	0- 0	0- 2	AWAY	0- 0	0- 0	1- 0				
0- 0	0- 0	0- 0	NEUTRAL	0- 0	0- 0	0- 0				
0- 0	0- 0	0- 0	CONFERENCE	0- 0	0- 0	0- 0				
0- 0	0- 0	0- 0	HOME	0- 0	0- 0	0- 0				
0- 0	0- 0	0- 0	AWAY	0- 0	0- 0	0- 0				
0- 0	0- 0	0- 0	NEUTRAL	0- 0	0- 0	0- 0				

RPI 1-25			RPI 26-50			RPI 51-100			RPI 101+			Team's RPI: 178
RPI	S	Opponent	Score	RPI	S	Opponent	Score	RPI	S	Opponent	Score	
				29	A	Virginia Tech	65 87					
				40	A	Charlotte	49 74					
LAST 10 Division I												
				110	H	Furman	67 72					
				326	H	Western Caro.	88 62					
				278	A	Appalachian St.	67 56					
				286	H	Wofford	67 53					
				40	A	Charlotte	49 74					
				202	H	Delaware	67 65					
				29	A	Virginia Tech	65 87					

Non-Div I Games:

Gardner-Webb

George Mason

Through Games Of Dec. 19, 2019

Average RPI Win:	265	WON-LOST	WINNING	LAST 10	STRENGTH OF	OPP. STRENGTH	TEAM	ADJ.	CONF.	ADJ CONF.
Average RPI Loss:	96	RECORD	PCT. RANK	GAMES	SCHEDULE	OF SCHEDULE	RPI	RPI	RPI	RPI
DIV. I ONLY	5- 5	164	5-5	91	279	157	157	10	10	
DIV. I NON-CONF.	5- 5	163	5-5	91	280	155	155	10	10	
TOTALS	RPI 1-25	RPI 26-50	W-L RECORDS	RPI 51-100	RPI 101-150	RPI 150+				
5- 5	0- 0	0- 1	OVERALL	0- 1	0- 2	5- 1				
2- 3	0- 0	0- 1	HOME	0- 0	0- 1	2- 1				
3- 1	0- 0	0- 0	AWAY	0- 0	0- 1	3- 0				
0- 1	0- 0	0- 0	NEUTRAL	0- 1	0- 0	0- 0				
5- 5	0- 0	0- 1	NON-CONFERENCE	0- 1	0- 2	5- 1				
2- 3	0- 0	0- 1	HOME	0- 0	0- 1	2- 1				
3- 1	0- 0	0- 0	AWAY	0- 0	0- 1	3- 0				
0- 1	0- 0	0- 0	NEUTRAL	0- 1	0- 0	0- 0				
0- 0	0- 0	0- 0	CONFERENCE	0- 0	0- 0	0- 0				
0- 0	0- 0	0- 0	HOME	0- 0	0- 0	0- 0				
0- 0	0- 0	0- 0	AWAY	0- 0	0- 0	0- 0				
0- 0	0- 0	0- 0	NEUTRAL	0- 0	0- 0	0- 0				

RPI 1-25			RPI 26-50			RPI 51-100			RPI 101+			Team's RPI: 157
RPI	S	Opponent	Score	RPI	S	Opponent	Score	RPI	S	Opponent	Score	
				29	H	Virginia Tech	58 77	52	N	Bradley	59 61	
								103	H	Bucknell	51 64	
								134	A	Coastal Caro.	59 74	
								160	H	UMKC	58 64	
								227	A	Penn St.	78 68	
								234	A	Navy	67 58	
								243	H	American	73 55	
								301	A	Col. of Charleston	72 61	
								322	H	Detroit Mercy	75 62	
LAST 10 Division I												
227	A	Penn St.	78 68	234	A	Navy	67 58					
243	H	American	73 55	103	H	Bucknell	51 64					
322	H	Detroit Mercy	75 62	134	A	Coastal Caro.	59 74					
29	H	Virginia Tech	58 77	52	N	Bradley	59 61					
301	A	Col. of Charleston	72 61	160	H	UMKC	58 64					

Non-Div I Games:

George Mason

■ Loss,
 ■ Non-Conf,
 ■ S Site,
 ■ H Home
 ■ A Away
 N Neutral

Average RPI Win:	205	WON-LOST	WINNING	LAST 10	STRENGTH OF	OPP. STRENGTH	TEAM	ADJ.	CONF.	ADJ CONF.
Average RPI Loss:	52	RECORD	PCT. RANK	GAMES	SCHEDULE	OF SCHEDULE	RPI	RPI	RPI	RPI
DIV. I ONLY	6- 4	120	6-4	138	100	90	90	10	10	
DIV. I NON-CONF.	6- 4	118	6-4	139	102	90	90	10	10	
TOTALS	RPI 1-25	RPI 26-50	W-L RECORDS	RPI 51-100	RPI 101-150	RPI 150+				
6- 4	0- 1	0- 1	OVERALL	0- 1	2- 1	4- 0				
2- 2	0- 1	0- 1	HOME	0- 0	0- 0	2- 0				
4- 2	0- 0	0- 0	AWAY	0- 1	2- 1	2- 0				
0- 0	0- 0	0- 0	NEUTRAL	0- 0	0- 0	0- 0				
6- 4	0- 1	0- 1	NON-CONFERENCE	0- 1	2- 1	4- 0				
2- 2	0- 1	0- 1	HOME	0- 0	0- 0	2- 0				
4- 2	0- 0	0- 0	AWAY	0- 1	2- 1	2- 0				
0- 0	0- 0	0- 0	NEUTRAL	0- 0	0- 0	0- 0				
0- 0	0- 0	0- 0	CONFERENCE	0- 0	0- 0	0- 0				
0- 0	0- 0	0- 0	HOME	0- 0	0- 0	0- 0				
0- 0	0- 0	0- 0	AWAY	0- 0	0- 0	0- 0				
0- 0	0- 0	0- 0	NEUTRAL	0- 0	0- 0	0- 0				

RPI 1-25				RPI 26-50				RPI 51-100				RPI 101+			
RPI	S	Opponent	Score	RPI	S	Opponent	Score	RPI	S	Opponent	Score	RPI	S	Opponent	Score
11	H	Princeton	50 75	41	H	Minnesota	50 83	51	A	Maryland	54 88	106	A	Lehigh	53 59
												122	A	Memphis	64 63
												143	A	Villanova	68 56
												202	A	Delaware	63 49
												206	A	Quinnipiac	78 67
												228	H	Georgetown	52 49
												327	H	Coppin St.	54 35
LAST 10 Division I															
51	A	Maryland	54 88	41	H	Minnesota	50 83	206	A	Quinnipiac	78 67				
122	A	Memphis	64 63					202	A	Delaware	63 49				
106	A	Lehigh	53 59					327	H	Coppin St.	54 35				
11	H	Princeton	50 75					228	H	Georgetown	52 49				
143	A	Villanova	68 56												

Non-Div I Games:

George Washington

■ Loss,
 ■ Non-Conf, S Site,
 ■ Home
 ■ Away
 N Neutral

Georgetown

Through Games Of Dec. 19, 2019

Average RPI Win:	290	WON-LOST	WINNING	LAST 10	STRENGTH OF	OPP. STRENGTH	TEAM	ADJ.	CONF.	ADJ CONF.
Average RPI Loss:	113	RECORD	PCT. RANK	GAMES	SCHEDULE	OF SCHEDULE	RPI	RPI	RPI	RPI
DIV. I ONLY	2- 8	301	2-8	97	241	228	228	6	6	
DIV. I NON-CONF.	2- 8	300	2-8	96	244	227	227	6	6	
TOTALS	RPI 1-25	RPI 26-50	W-L RECORDS	RPI 51-100	RPI 101-150	RPI 150+				
2- 8	0- 0	0- 1	OVERALL	0- 2	0- 2	2- 3				
0- 3	0- 0	0- 1	HOME	0- 1	0- 1	0- 0				
2- 4	0- 0	0- 0	AWAY	0- 1	0- 1	2- 2				
0- 1	0- 0	0- 0	NEUTRAL	0- 0	0- 0	0- 1				
2- 8	0- 0	0- 1	NON-CONFERENCE	0- 2	0- 2	2- 3				
0- 3	0- 0	0- 1	HOME	0- 1	0- 1	0- 0				
2- 4	0- 0	0- 0	AWAY	0- 1	0- 1	2- 2				
0- 1	0- 0	0- 0	NEUTRAL	0- 0	0- 0	0- 1				
0- 0	0- 0	0- 0	CONFERENCE	0- 0	0- 0	0- 0				
0- 0	0- 0	0- 0	HOME	0- 0	0- 0	0- 0				
0- 0	0- 0	0- 0	AWAY	0- 0	0- 0	0- 0				
0- 0	0- 0	0- 0	NEUTRAL	0- 0	0- 0	0- 0				

RPI S	Opponent	Score	RPI S	Opponent	Score	RPI S	Opponent	Score	RPI S	Opponent	Score	Team's RPI: 228
			43 H	Richmond	49 51	65 H	James Madison	59 66	107 H	Rider	64 65	
						90 A	George Washington	49 52	115 A	Davidson	52 66	
									159 A	Fordham	54 67	
									161 A	Columbia	49 54	
									162 N	Fresno St.	69 82	
									274 A	LMU (CA)	64 53	
									306 A	Pittsburgh	66 56	
LAST 10 Division I												
			90 A	George Washington	49 52	107 H	Rider	64 65				
			65 H	James Madison	59 66	159 A	Fordham	54 67				
			306 A	Pittsburgh	66 56	161 A	Columbia	49 54				
			43 H	Richmond	49 51	162 N	Fresno St.	69 82				
			115 A	Davidson	52 66	274 A	LMU (CA)	64 53				

Non-Div I Games:

Georgetown

■ Loss,
 ■ Non-Conf, S Site,
 ■ Home
 ■ Away
 N Neutral

Average RPI Win:	168	WON-LOST	WINNING	LAST 10	STRENGTH OF	OPP. STRENGTH	TEAM	ADJ.	CONF.	ADJ CONF.
Average RPI Loss:	55	RECORD	PCT. RANK	GAMES	SCHEDULE	OF SCHEDULE	RPI	RPI	RPI	RPI
DIV. I ONLY	7- 4	102	6-4	11	230	53	53	4	4	
DIV. I NON-CONF.	7- 4	102	6-4	10	233	53	53	4	4	
TOTALS	RPI 1-25	RPI 26-50	W-L RECORDS	RPI 51-100	RPI 101-150	RPI 150+				
7- 4	0- 1	1- 2	OVERALL	1- 0	2- 1	3- 0				
5- 3	0- 1	0- 1	HOME	0- 0	2- 1	3- 0				
0- 1	0- 0	0- 1	AWAY	0- 0	0- 0	0- 0				
2- 0	0- 0	1- 0	NEUTRAL	1- 0	0- 0	0- 0				
7- 4	0- 1	1- 2	NON-CONFERENCE	1- 0	2- 1	3- 0				
5- 3	0- 1	0- 1	HOME	0- 0	2- 1	3- 0				
0- 1	0- 0	0- 1	AWAY	0- 0	0- 0	0- 0				
2- 0	0- 0	1- 0	NEUTRAL	1- 0	0- 0	0- 0				
0- 0	0- 0	0- 0	CONFERENCE	0- 0	0- 0	0- 0				
0- 0	0- 0	0- 0	HOME	0- 0	0- 0	0- 0				
0- 0	0- 0	0- 0	AWAY	0- 0	0- 0	0- 0				
0- 0	0- 0	0- 0	NEUTRAL	0- 0	0- 0	0- 0				

RPI 1-25				RPI 26-50				RPI 51-100				Team's RPI: 53	RPI 101+			
RPI	S	Opponent	Score	RPI	S	Opponent	Score	RPI	S	Opponent	Score		RPI	S	Opponent	Score
17	H	UCLA	50 59	29	N	Virginia Tech	77 72	98	N	Butler	69 36		110	H	Furman	77 48
				30	A	Baylor	38 72						113	H	N.C. A&T	72 54
				31	H	Georgia Tech	40 73						143	H	Villanova	58 63
													210	H	Kennesaw St.	80 65
													307	H	Mercer	76 60
													308	H	USC Upstate	67 53
LAST 10 Division I																
				308	H	USC Upstate	67 53	17	H	UCLA	50 59					
				143	H	Villanova	58 63	110	H	Furman	77 48					
				307	H	Mercer	76 60	30	A	Baylor	38 72					
				31	H	Georgia Tech	40 73	29	N	Virginia Tech	77 72					
				113	H	N.C. A&T	72 54	98	N	Butler	69 36					

Non-Div I Games:

Georgia

Average RPI Win:	315	WON-LOST	WINNING	LAST 10	STRENGTH OF	OPP. STRENGTH	TEAM	ADJ.	CONF.	ADJ CONF.
Average RPI Loss:	162	RECORD	PCT. RANK	GAMES	SCHEDULE	OF SCHEDULE	RPI	RPI	RPI	RPI
DIV. I ONLY	1- 8	322	1-8	202	269	316	316	25	25	
DIV. I NON-CONF.	1- 8	321	1-8	204	270	316	316	25	25	
TOTALS	RPI 1-25	RPI 26-50	W-L RECORDS	RPI 51-100	RPI 101-150	RPI 150+				
1- 8	0- 0	0- 1	OVERALL	0- 1	0- 2	1- 4				
0- 4	0- 0	0- 0	HOME	0- 1	0- 0	0- 3				
0- 4	0- 0	0- 1	AWAY	0- 0	0- 2	0- 1				
1- 0	0- 0	0- 0	NEUTRAL	0- 0	0- 0	1- 0				
1- 8	0- 0	0- 1	NON-CONFERENCE	0- 1	0- 2	1- 4				
0- 4	0- 0	0- 0	HOME	0- 1	0- 0	0- 3				
0- 4	0- 0	0- 1	AWAY	0- 0	0- 2	0- 1				
1- 0	0- 0	0- 0	NEUTRAL	0- 0	0- 0	1- 0				
0- 0	0- 0	0- 0	CONFERENCE	0- 0	0- 0	0- 0				
0- 0	0- 0	0- 0	HOME	0- 0	0- 0	0- 0				
0- 0	0- 0	0- 0	AWAY	0- 0	0- 0	0- 0				
0- 0	0- 0	0- 0	NEUTRAL	0- 0	0- 0	0- 0				

RPI	S	Opponent	Score	RPI	S	Opponent	Score	RPI	S	Opponent	Score	RPI	S	Opponent	Score	Team's RPI: 316
31	A	Georgia Tech	28 69	51	H	Maryland	41 114	110	A	Furman	55 62	125	A	UNC Greensboro	49 64	
								195	H	Alabama A&M	52 67	207	A	UTEP	68 71	
								252	H	Toledo	48 74	315	N	New Mexico St.	59 51	
								328	H	FIU	63 70					
LAST 10 Division I																
195	H	Alabama A&M	52 67	51	H	Maryland	41 114									
31	A	Georgia Tech	28 69	125	A	UNC Greensboro	49 64									
328	H	FIU	63 70	110	A	Furman	55 62									
252	H	Toledo	48 74	207	A	UTEP	68 71									
				315	N	New Mexico St.	59 51									

Non-Div I Games:

Georgia St.

Average RPI Win:	172	WON-LOST	WINNING	LAST 10	STRENGTH OF	OPP. STRENGTH	TEAM	ADJ.	CONF.	ADJ CONF.
Average RPI Loss:	35	RECORD	PCT. RANK	GAMES	SCHEDULE	OF SCHEDULE	RPI	RPI	RPI	RPI
DIV. I ONLY	8- 1	28	8-1	152	49	31	31	3	3	
DIV. I NON-CONF.	8- 1	28	8-1	155	49	32	32	3	3	
TOTALS	RPI 1-25	RPI 26-50	W-L RECORDS	RPI 51-100	RPI 101-150	RPI 150+				
8- 1	0- 0	0- 1	OVERALL	4- 0	0- 0	4- 0				
5- 0	0- 0	0- 0	HOME	2- 0	0- 0	3- 0				
2- 0	0- 0	0- 0	AWAY	1- 0	0- 0	1- 0				
1- 1	0- 0	0- 1	NEUTRAL	1- 0	0- 0	0- 0				
8- 1	0- 0	0- 1	NON-CONFERENCE	4- 0	0- 0	4- 0				
5- 0	0- 0	0- 0	HOME	2- 0	0- 0	3- 0				
2- 0	0- 0	0- 0	AWAY	1- 0	0- 0	1- 0				
1- 1	0- 0	0- 1	NEUTRAL	1- 0	0- 0	0- 0				
0- 0	0- 0	0- 0	CONFERENCE	0- 0	0- 0	0- 0				
0- 0	0- 0	0- 0	HOME	0- 0	0- 0	0- 0				
0- 0	0- 0	0- 0	AWAY	0- 0	0- 0	0- 0				
0- 0	0- 0	0- 0	NEUTRAL	0- 0	0- 0	0- 0				

RPI 1-25				RPI 26-50		Team's RPI: 31		RPI 51-100				RPI 101+			
RPI	S	Opponent	Score	RPI	S	Opponent	Score	RPI	S	Opponent	Score	RPI	S	Opponent	Score
				35	N	Rutgers	43 46	53	A	Georgia	73 40	210	A	Kennesaw St.	63 47
								63	H	Wisconsin	60 41	264	H	ETSU	87 48
								68	N	Seton Hall	79 54	305	H	Grambling	89 42
								99	H	Houston	69 38	316	H	Georgia St.	69 28
LAST 10 Division I															
264	H	ETSU	87 48	210	A	Kennesaw St.	63 47	63	H	Wisconsin	60 41	35	N	Rutgers	43 46
53	A	Georgia	73 40	68	N	Seton Hall	79 54	316	H	Georgia St.	69 28				
305	H	Grambling	89 42												
99	H	Houston	69 38												

Non-Div I Games:

Georgia Tech

Gonzaga

Through Games Of Dec. 19, 2019

Average RPI Win:	113	WON-LOST	WINNING	LAST 10	STRENGTH OF	OPP. STRENGTH	TEAM	ADJ.	CONF.	ADJ CONF.
Average RPI Loss:	2	RECORD	PCT. RANK	GAMES	SCHEDULE	OF SCHEDULE	RPI	RPI	RPI	RPI
DIV. I ONLY	10- 1	14	9-1	65	3	8	8	12	12	
DIV. I NON-CONF.	10- 1	14	9-1	65	3	8	8	12	12	
TOTALS	RPI 1-25	RPI 26-50	W-L RECORDS	RPI 51-100	RPI 101-150	RPI 150+				
10- 1	1- 1	0- 0	OVERALL	4- 0	3- 0	2- 0				
4- 0	0- 0	0- 0	HOME	2- 0	1- 0	1- 0				
3- 1	0- 1	0- 0	AWAY	1- 0	1- 0	1- 0				
3- 0	1- 0	0- 0	NEUTRAL	1- 0	1- 0	0- 0				
10- 1	1- 1	0- 0	NON-CONFERENCE	4- 0	3- 0	2- 0				
4- 0	0- 0	0- 0	HOME	2- 0	1- 0	1- 0				
3- 1	0- 1	0- 0	AWAY	1- 0	1- 0	1- 0				
3- 0	1- 0	0- 0	NEUTRAL	1- 0	1- 0	0- 0				
0- 0	0- 0	0- 0	CONFERENCE	0- 0	0- 0	0- 0				
0- 0	0- 0	0- 0	HOME	0- 0	0- 0	0- 0				
0- 0	0- 0	0- 0	AWAY	0- 0	0- 0	0- 0				
0- 0	0- 0	0- 0	NEUTRAL	0- 0	0- 0	0- 0				

RPI	S	Opponent	Score	RPI	S	Opponent	Score	RPI	S	Opponent	Score	RPI	S	Opponent	Score
2	A	Stanford	70 76					54	H	Texas Southern	80 45	126	N	Dayton	76 65
15	N	Purdue	63 50					74	A	Washington St.	76 53	140	A	Montana St.	70 55
								82	N	Middle Tenn.	62 50	146	H	UT Martin	78 55
								83	H	CSU Bakersfield	92 48	183	A	Wyoming	65 54
												223	H	Eastern Wash.	84 44
LAST 10 Division I															
183	A	Wyoming	65 54	74	A	Washington St.	76 53								
54	H	Texas Southern	80 45	140	A	Montana St.	70 55								
223	H	Eastern Wash.	84 44	15	N	Purdue	63 50								
2	A	Stanford	70 76	82	N	Middle Tenn.	62 50								
146	H	UT Martin	78 55	126	N	Dayton	76 65								

Non-Div I Games:

Gonzaga

■ Loss,
 ■ Non-Conf, S Site,
 ■ Home
 ■ Away
 N Neutral

CUMULATIVE				THROUGH GAMES OF DEC. 19, 1919						
Average RPI Win:	0	WON-LOST	WINNING	LAST 10	STRENGTH OF	OPP. STRENGTH	TEAM	ADJ.	CONF.	ADJ CONF.
Average RPI Loss:	160	RECORD	PCT. RANK	GAMES	SCHEDULE	OF SCHEDULE	RPI	RPI	RPI	RPI
DIV. I ONLY	0- 8	336	0-8	64	309	305	305	28	28	
DIV. I NON-CONF.	0- 8	336	0-8	64	307	304	304	28	28	
TOTALS	RPI 1-25		RPI 26-50		W-L RECORDS		RPI 51-100		RPI 101-150	
0- 8	0- 0		0- 3		OVERALL		0- 1		0- 0	
0- 2	0- 0		0- 0		HOME		0- 1		0- 0	
0- 6	0- 0		0- 3		AWAY		0- 0		0- 0	
0- 0	0- 0		0- 0		NEUTRAL		0- 0		0- 0	
0- 8	0- 0		0- 3		NON-CONFERENCE		0- 1		0- 0	
0- 2	0- 0		0- 0		HOME		0- 1		0- 0	
0- 6	0- 0		0- 3		AWAY		0- 0		0- 0	
0- 0	0- 0		0- 0		NEUTRAL		0- 0		0- 0	
0- 0	0- 0		0- 0		CONFERENCE		0- 0		0- 0	
0- 0	0- 0		0- 0		HOME		0- 0		0- 0	
0- 0	0- 0		0- 0		AWAY		0- 0		0- 0	
0- 0	0- 0		0- 0		NEUTRAL		0- 0		0- 0	

RPI 1-25				RPI 26-50				RPI 51-100				RPI 101+				Team's RPI: 305	
RPI	S	Opponent	Score	RPI	S	Opponent	Score	RPI	S	Opponent	Score	RPI	S	Opponent	Score		
				30	A	Baylor	46 120	89	H	UT Arlington	54 88	177	H	Florida	65 72		
				31	A	Georgia Tech	42 89					231	A	Louisiana Tech	66 70		
				47	A	Kentucky	35 81					328	A	FIU	55 56		
												344	A	Northwestern St.	61 65		
LAST 10 Division I																	
				328	A	FIU	55 56	344	A	Northwestern St.	61 65						
				231	A	Louisiana Tech	66 70	47	A	Kentucky	35 81						
				177	H	Florida	65 72	89	H	UT Arlington	54 88						
								31	A	Georgia Tech	42 89						
								30	A	Baylor	46 120						

Non-Div I Games:	Centenary (LA)	106	42
------------------	----------------	-----	----

Grambling

■ Loss, ■ Non-Conf, S Site, H Home A Away N Neutral

Grand Canyon

Through Games Of Dec. 19, 2019

Average RPI Win:	246	WON-LOST	WINNING	LAST 10	STRENGTH OF	OPP. STRENGTH	TEAM	ADJ.	CONF.	ADJ CONF.
Average RPI Loss:	154	RECORD	PCT. RANK	GAMES	SCHEDULE	OF SCHEDULE	RPI	RPI	RPI	RPI
DIV. I ONLY	3- 5	221	3-5	175	256	263	263	32	32	
DIV. I NON-CONF.	3- 5	221	3-5	178	258	264	264	32	32	
TOTALS	RPI 1-25	RPI 26-50	W-L RECORDS	RPI 51-100	RPI 101-150	RPI 150+				
3- 5	0- 0	0- 0	OVERALL	0- 1	0- 1	3- 3				
3- 2	0- 0	0- 0	HOME	0- 1	0- 0	3- 1				
0- 3	0- 0	0- 0	AWAY	0- 0	0- 1	0- 2				
0- 0	0- 0	0- 0	NEUTRAL	0- 0	0- 0	0- 0				
3- 5	0- 0	0- 0	NON-CONFERENCE	0- 1	0- 1	3- 3				
3- 2	0- 0	0- 0	HOME	0- 1	0- 0	3- 1				
0- 3	0- 0	0- 0	AWAY	0- 0	0- 1	0- 2				
0- 0	0- 0	0- 0	NEUTRAL	0- 0	0- 0	0- 0				
0- 0	0- 0	0- 0	CONFERENCE	0- 0	0- 0	0- 0				
0- 0	0- 0	0- 0	HOME	0- 0	0- 0	0- 0				
0- 0	0- 0	0- 0	AWAY	0- 0	0- 0	0- 0				
0- 0	0- 0	0- 0	NEUTRAL	0- 0	0- 0	0- 0				

RPI 1-25				RPI 26-50				RPI 51-100				RPI 101+ Team's RPI: 263					
RPI	S	Opponent	Score	RPI	S	Opponent	Score	RPI	S	Opponent	Score	RPI	S	Opponent	Score		
								95	H	North Dakota	76	78	136	A	Portland St.	46	69
													168	A	Montana	67	72
													170	A	Portland	41	73
													171	H	Southern Utah	69	65
													199	H	Cal St. Fullerton	70	80
													273	H	UNLV	53	51
													294	H	UC Santa Barbara	58	57
LAST 10 Division I																	
				294	H	UC Santa Barbara	58	57	199	H	Cal St. Fullerton	70	80				
				273	H	UNLV	53	51	168	A	Montana	67	72				
				170	A	Portland	41	73	171	H	Southern Utah	69	65				
				136	A	Portland St.	46	69	95	H	North Dakota	76	78				

Non-Div I Games: Benedictine Mesa 72 53

Grand Canyon

■ Loss,
 ■ Non-Conf, S Site,
 ■ Home
 ■ Away
 N Neutral

Average RPI Win:	158	WON-LOST	WINNING	LAST 10	STRENGTH OF	OPP. STRENGTH	TEAM	ADJ.	CONF.	ADJ CONF.
Average RPI Loss:	67	RECORD	PCT. RANK	GAMES	SCHEDULE	OF SCHEDULE	RPI	RPI	RPI	RPI
DIV. I ONLY	5- 6	187	4-6	46	22	91	91	16	16	
DIV. I NON-CONF.	5- 6	187	4-6	47	22	91	91	16	16	
TOTALS	RPI 1-25	RPI 26-50	W-L RECORDS	RPI 51-100	RPI 101-150	RPI 150+				
5- 6	0- 3	0- 1	OVERALL	2- 1	1- 0	2- 1				
1- 3	0- 2	0- 1	HOME	0- 0	0- 0	1- 0				
2- 2	0- 0	0- 0	AWAY	1- 1	0- 0	1- 1				
2- 1	0- 1	0- 0	NEUTRAL	1- 0	1- 0	0- 0				
5- 6	0- 3	0- 1	NON-CONFERENCE	2- 1	1- 0	2- 1				
1- 3	0- 2	0- 1	HOME	0- 0	0- 0	1- 0				
2- 2	0- 0	0- 0	AWAY	1- 1	0- 0	1- 1				
2- 1	0- 1	0- 0	NEUTRAL	1- 0	1- 0	0- 0				
0- 0	0- 0	0- 0	CONFERENCE	0- 0	0- 0	0- 0				
0- 0	0- 0	0- 0	HOME	0- 0	0- 0	0- 0				
0- 0	0- 0	0- 0	AWAY	0- 0	0- 0	0- 0				
0- 0	0- 0	0- 0	NEUTRAL	0- 0	0- 0	0- 0				

RPI 1-25				RPI 26-50				RPI 51-100				RPI 101+			
RPI	S	Opponent	Score	RPI	S	Opponent	Score	RPI	S	Opponent	Score	RPI	S	Opponent	Score
10	N	Mississippi St.	58 83	42	H	Marquette	47 60	69	A	Central Mich.	111 105	120	N	Syracuse	79 73
16	H	DePaul	65 76					78	A	Marist	60 72	167	H	Missouri	72 64
19	H	South Dakota	60 66					96	N	Bowling Green	73 54	236	A	Maine	60 61
												340	A	Chicago St.	102 46
LAST 10 Division I															
236	A	Maine	60 61	78	A	Marist	60 72								
16	H	DePaul	65 76	340	A	Chicago St.	102 46								
120	N	Syracuse	79 73	42	H	Marquette	47 60								
10	N	Mississippi St.	58 83	167	H	Missouri	72 64								
96	N	Bowling Green	73 54	19	H	South Dakota	60 66								

Non-Div I Games:

Green Bay

■ Loss,
 ■ Non-Conf,
 ■ S Site,
 ■ H Home
 ■ A Away
 N Neutral

Average RPI Win:	198	WON-LOST	WINNING	LAST 10	STRENGTH OF	OPP. STRENGTH	TEAM	ADJ.	CONF.	ADJ CONF.
Average RPI Loss:	158	RECORD	PCT. RANK	GAMES	SCHEDULE	OF SCHEDULE	RPI	RPI	RPI	RPI
DIV. I ONLY	3- 4	204	3-4	230	178	218	218	30	30	
DIV. I NON-CONF.	3- 4	205	3-4	231	179	218	218	30	30	
TOTALS	RPI 1-25	RPI 26-50	W-L RECORDS	RPI 51-100	RPI 101-150	RPI 150+				
3- 4	0- 0	0- 0	OVERALL	1- 0	0- 2	2- 2				
0- 3	0- 0	0- 0	HOME	0- 0	0- 1	0- 2				
2- 1	0- 0	0- 0	AWAY	1- 0	0- 1	1- 0				
1- 0	0- 0	0- 0	NEUTRAL	0- 0	0- 0	1- 0				
3- 4	0- 0	0- 0	NON-CONFERENCE	1- 0	0- 2	2- 2				
0- 3	0- 0	0- 0	HOME	0- 0	0- 1	0- 2				
2- 1	0- 0	0- 0	AWAY	1- 0	0- 1	1- 0				
1- 0	0- 0	0- 0	NEUTRAL	0- 0	0- 0	1- 0				
0- 0	0- 0	0- 0	CONFERENCE	0- 0	0- 0	0- 0				
0- 0	0- 0	0- 0	HOME	0- 0	0- 0	0- 0				
0- 0	0- 0	0- 0	AWAY	0- 0	0- 0	0- 0				
0- 0	0- 0	0- 0	NEUTRAL	0- 0	0- 0	0- 0				

RPI 1-25			RPI 26-50			RPI 51-100			RPI 101+			Team's RPI: 218
RPI	S	Opponent	Score	RPI	S	Opponent	Score	RPI	S	Opponent	Score	
						60 A Alabama	64 61					
								110 A Furman		65	70	
								137 H Fla. Atlantic		63	64	
								172 H Liberty		59	83	
								213 H Norfolk St.		56	77	
								246 A Chattanooga		84	55	
								289 N Mt. St. Mary's		68	60	
LAST 10 Division I												
172	H	Liberty	59	83	289	N	Mt. St. Mary's	68	60			
213	H	Norfolk St.	56	77	60	A	Alabama	64	61			
110	A	Furman	65	70								
137	H	Fla. Atlantic	63	64								
246	A	Chattanooga	84	55								

Non-Div I Games:

Hampton

■ Loss,
 ■ Non-Conf,
 S Site,
 ■ Home
 ■ Away
 N Neutral

Hartford

Through Games Of Dec. 19, 2019

Average RPI Win:	0	WON-LOST	WINNING	LAST 10	STRENGTH OF	OPP. STRENGTH	TEAM	ADJ.	CONF.	ADJ CONF.
Average RPI Loss:	157	RECORD	PCT. RANK	GAMES	SCHEDULE	OF SCHEDULE	RPI	RPI	RPI	RPI
DIV. I ONLY	0- 11	336	0-10	39	331	296	296	27	27	
DIV. I NON-CONF.	0- 11	336	0-10	41	330	296	296	27	27	
TOTALS	RPI 1-25	RPI 26-50	W-L RECORDS	RPI 51-100	RPI 101-150	RPI 150+				
0- 11	0- 1	0- 0	OVERALL	0- 1	0- 4	0- 5				
0- 4	0- 0	0- 0	HOME	0- 1	0- 1	0- 2				
0- 7	0- 1	0- 0	AWAY	0- 0	0- 3	0- 3				
0- 0	0- 0	0- 0	NEUTRAL	0- 0	0- 0	0- 0				
0- 11	0- 1	0- 0	NON-CONFERENCE	0- 1	0- 4	0- 5				
0- 4	0- 0	0- 0	HOME	0- 1	0- 1	0- 2				
0- 7	0- 1	0- 0	AWAY	0- 0	0- 3	0- 3				
0- 0	0- 0	0- 0	NEUTRAL	0- 0	0- 0	0- 0				
0- 0	0- 0	0- 0	CONFERENCE	0- 0	0- 0	0- 0				
0- 0	0- 0	0- 0	HOME	0- 0	0- 0	0- 0				
0- 0	0- 0	0- 0	AWAY	0- 0	0- 0	0- 0				
0- 0	0- 0	0- 0	NEUTRAL	0- 0	0- 0	0- 0				

RPI 1-25				RPI 26-50				RPI 51-100				RPI 101+ Team's RPI: 296			
RPI	S	Opponent	Score	RPI	S	Opponent	Score	RPI	S	Opponent	Score	RPI	S	Opponent	Score
11	A	Princeton	42 73					59	H	Providence	57 75	101	A	Penn	46 74
												104	A	Michigan St.	34 79
												124	H	Rhode Island	56 68
												129	A	Harvard	44 53
												179	A	William & Mary	44 61
												181	A	Massachusetts	48 74
												197	A	Northeastern	47 60
												309	H	NJIT	52 61
												330	H	Hofstra	41 43
LAST 10 Division I															
179	A	William & Mary	44 61	197	A	Northeastern	47 60								
104	A	Michigan St.	34 79	11	A	Princeton	42 73								
129	A	Harvard	44 53	309	H	NJIT	52 61								
181	A	Massachusetts	48 74	101	A	Penn	46 74								
59	H	Providence	57 75	124	H	Rhode Island	56 68								

Non-Div I Games:

Hartford

■ Loss,
 ■ Non-Conf,
 ■ S Site,
 ■ H Home
 ■ A Away
 N Neutral

Average RPI Win:	204	WON-LOST	WINNING	LAST 10	STRENGTH OF	OPP. STRENGTH	TEAM	ADJ.	CONF.	ADJ CONF.
Average RPI Loss:	125	RECORD	PCT. RANK	GAMES	SCHEDULE	OF SCHEDULE	RPI	RPI	RPI	RPI
DIV. I ONLY	7- 3	75	7-3	287	51	129	129	9	9	
DIV. I NON-CONF.	7- 3	75	7-3	289	51	130	130	9	9	
TOTALS	RPI 1-25	RPI 26-50	W-L RECORDS	RPI 51-100	RPI 101-150	RPI 150+				
7- 3	0- 0	1- 1	OVERALL	0- 0	1- 1	5- 1				
3- 1	0- 0	1- 0	HOME	0- 0	0- 0	2- 1				
4- 2	0- 0	0- 1	AWAY	0- 0	1- 1	3- 0				
0- 0	0- 0	0- 0	NEUTRAL	0- 0	0- 0	0- 0				
7- 3	0- 0	1- 1	NON-CONFERENCE	0- 0	1- 1	5- 1				
3- 1	0- 0	1- 0	HOME	0- 0	0- 0	2- 1				
4- 2	0- 0	0- 1	AWAY	0- 0	1- 1	3- 0				
0- 0	0- 0	0- 0	NEUTRAL	0- 0	0- 0	0- 0				
0- 0	0- 0	0- 0	CONFERENCE	0- 0	0- 0	0- 0				
0- 0	0- 0	0- 0	HOME	0- 0	0- 0	0- 0				
0- 0	0- 0	0- 0	AWAY	0- 0	0- 0	0- 0				
0- 0	0- 0	0- 0	NEUTRAL	0- 0	0- 0	0- 0				

RPI	S	Opponent	Score	RPI	S	Opponent	Score	RPI	S	Opponent	Score	RPI	S	Opponent	Score	Team's RPI: 129
35	A	Rutgers	46 74	50	H	California	56 53					141	A	Northern Ill.	59 53	
												144	A	La Salle	69 75	
												197	H	Northeastern	44 46	
												206	A	Quinnipiac	77 68	
												226	A	Boston U.	66 39	
												236	A	Maine	69 40	
												276	H	Siena	68 51	
												296	H	Hartford	53 44	
LAST 10 Division I																
296	H	Hartford	53 44	236	A	Maine	69 40									
35	A	Rutgers	46 74	197	H	Northeastern	44 46									
144	A	La Salle	69 75	206	A	Quinnipiac	77 68									
276	H	Siena	68 51	226	A	Boston U.	66 39									
50	H	California	56 53	141	A	Northern Ill.	59 53									

Non-Div I Games:

Harvard

■ Loss,
 ■ Non-Conf, S Site,
 ■ Home
 ■ Away
 N Neutral

Average RPI Win:	231	WON-LOST	WINNING	LAST 10	STRENGTH OF	OPP. STRENGTH	TEAM	ADJ.	CONF.	ADJ CONF.
Average RPI Loss:	110	RECORD	PCT. RANK	GAMES	SCHEDULE	OF SCHEDULE	RPI	RPI	RPI	RPI
DIV. I ONLY	5- 5	164	5-5	92	210	156	156	23	23	
DIV. I NON-CONF.	5- 5	163	5-5	92	211	154	154	23	23	
TOTALS	RPI 1-25	RPI 26-50	W-L RECORDS	RPI 51-100	RPI 101-150	RPI 150+				
5- 5	0- 1	0- 1	OVERALL	0- 1	2- 0	3- 2				
3- 3	0- 0	0- 1	HOME	0- 1	1- 0	2- 1				
2- 2	0- 1	0- 0	AWAY	0- 0	1- 0	1- 1				
0- 0	0- 0	0- 0	NEUTRAL	0- 0	0- 0	0- 0				
5- 5	0- 1	0- 1	NON-CONFERENCE	0- 1	2- 0	3- 2				
3- 3	0- 0	0- 1	HOME	0- 1	1- 0	2- 1				
2- 2	0- 1	0- 0	AWAY	0- 0	1- 0	1- 1				
0- 0	0- 0	0- 0	NEUTRAL	0- 0	0- 0	0- 0				
0- 0	0- 0	0- 0	CONFERENCE	0- 0	0- 0	0- 0				
0- 0	0- 0	0- 0	HOME	0- 0	0- 0	0- 0				
0- 0	0- 0	0- 0	AWAY	0- 0	0- 0	0- 0				
0- 0	0- 0	0- 0	NEUTRAL	0- 0	0- 0	0- 0				

RPI 1-25				RPI 26-50				RPI 51-100				RPI 101+ Team's RPI: 156			
RPI	S	Opponent	Score	RPI	S	Opponent	Score	RPI	S	Opponent	Score	RPI	S	Opponent	Score
5	A	Oregon St.	32 64	28	H	NC State	59 68	54	H	Texas Southern	57 74	108	A	Washington	62 50
												123	H	Texas	73 60
												189	H	North Texas	60 66
												274	A	LMU (CA)	51 65
												282	A	Pepperdine	52 51
												297	H	San Diego St.	61 58
												345	H	UTSA	62 50
LAST 10 Division I															
189	H	North Texas	60 66	108	A	Washington	62 50	5	A	Oregon St.	32 64				
54	H	Texas Southern	57 74					123	H	Texas	73 60				
345	H	UTSA	62 50	28	H	NC State	59 68	297	H	San Diego St.	61 58				
282	A	Pepperdine	52 51												
274	A	LMU (CA)	51 65												

Non-Div I Games: Hope Int'l 86 49

Hawaii

■ Loss,
 ■ Non-Conf, S Site,
 ■ Home
 ■ Away
 N Neutral

Average RPI Win:	293	WON-LOST	WINNING	LAST 10	STRENGTH OF	OPP. STRENGTH	TEAM	ADJ.	CONF.	ADJ CONF.
Average RPI Loss:	166	RECORD	PCT. RANK	GAMES	SCHEDULE	OF SCHEDULE	RPI	RPI	RPI	RPI
DIV. I ONLY	2- 6	271	2-6	282	194	302	302	30	30	
DIV. I NON-CONF.	2- 6	272	2-6	284	197	301	301	30	30	
TOTALS	RPI 1-25	RPI 26-50	W-L RECORDS	RPI 51-100	RPI 101-150	RPI 150+				
2- 6	0- 0	0- 1	OVERALL	0- 1	0- 1	2- 3				
1- 2	0- 0	0- 0	HOME	0- 0	0- 1	1- 1				
1- 4	0- 0	0- 1	AWAY	0- 1	0- 0	1- 2				
0- 0	0- 0	0- 0	NEUTRAL	0- 0	0- 0	0- 0				
2- 6	0- 0	0- 1	NON-CONFERENCE	0- 1	0- 1	2- 3				
1- 2	0- 0	0- 0	HOME	0- 0	0- 1	1- 1				
1- 4	0- 0	0- 1	AWAY	0- 1	0- 0	1- 2				
0- 0	0- 0	0- 0	NEUTRAL	0- 0	0- 0	0- 0				
0- 0	0- 0	0- 0	CONFERENCE	0- 0	0- 0	0- 0				
0- 0	0- 0	0- 0	HOME	0- 0	0- 0	0- 0				
0- 0	0- 0	0- 0	AWAY	0- 0	0- 0	0- 0				
0- 0	0- 0	0- 0	NEUTRAL	0- 0	0- 0	0- 0				

RPI S	Opponent	Score	RPI S	Opponent	Score	RPI S	Opponent	Score	RPI S	Opponent	Score	Team's RPI: 302
26	A Duke	57 93	98	A Butler	52 74	115	H Davidson	63 73	213	A Norfolk St.	58 72	
						243	A American	48 56	264	H ETSU	80 62	
						301	H Col. of Charleston	70 79	321	A N.C. Central	78 58	
LAST 10 Division I												
243	A American	48 56	98	A Butler	52 74	115	H Davidson	63 73	213	A Norfolk St.	58 72	
264	H ETSU	80 62										
301	H Col. of Charleston	70 79										
26	A Duke	57 93										

Non-Div I Games:

High Point

RPI 1-25				RPI 26-50				RPI 51-100				RPI 101+			
RPI	S	Opponent	Score	RPI	S	Opponent	Score	RPI	S	Opponent	Score	RPI	S	Opponent	Score
												111	H	Stony Brook	38 81
												153	H	Cleveland St.	51 61
												204	H	Howard	64 73
												219	A	Fairfield	64 73
												271	H	Morgan St.	51 39
												283	A	Sacred Heart	44 71
												296	A	Hartford	43 41
												336	A	LIU Brooklyn	46 85
LAST 10 Division I															
				219	A	Fairfield	64 73	271	H	Morgan St.	51 39				
				283	A	Sacred Heart	44 71	336	A	LIU Brooklyn	46 85				
				296	A	Hartford	43 41	204	H	Howard	64 73				
								153	H	Cleveland St.	51 61				
								111	H	Stony Brook	38 81				

Non-Div I Games:

Average RPI Win: 224		WON-LOST	WINNING	LAST 10	STRENGTH OF	OPP. STRENGTH	TEAM	ADJ.	CONF.	ADJ CONF.
Average RPI Loss: 150		RECORD	PCT. RANK	GAMES	SCHEDULE	OF SCHEDULE	RPI	RPI	RPI	RPI
DIV. I ONLY		5- 3	111	5-3	162	268	93	93	13	13
DIV. I NON-CONF.		5- 3	109	5-3	165	269	93	93	13	13
TOTALS	RPI 1-25		RPI 26-50		W-L RECORDS		RPI 51-100		RPI 101-150	RPI 150+
5- 3	0- 0		0- 0		OVERALL		1- 0		1- 2	3- 1
3- 0	0- 0		0- 0		HOME		1- 0		1- 0	1- 0
2- 3	0- 0		0- 0		AWAY		0- 0		0- 2	2- 1
0- 0	0- 0		0- 0		NEUTRAL		0- 0		0- 0	0- 0
5- 3	0- 0		0- 0		NON-CONFERENCE		1- 0		1- 2	3- 1
3- 0	0- 0		0- 0		HOME		1- 0		1- 0	1- 0
2- 3	0- 0		0- 0		AWAY		0- 0		0- 2	2- 1
0- 0	0- 0		0- 0		NEUTRAL		0- 0		0- 0	0- 0
0- 0	0- 0		0- 0		CONFERENCE		0- 0		0- 0	0- 0
0- 0	0- 0		0- 0		HOME		0- 0		0- 0	0- 0
0- 0	0- 0		0- 0		AWAY		0- 0		0- 0	0- 0
0- 0	0- 0		0- 0		NEUTRAL		0- 0		0- 0	0- 0

[illegible]

Non-Div I Games:

Holy Cross

■ Loss, ■ Non-Conf, S Site, H Home A Away N Neutral

Average RPI Win: 201		WON-LOST	WINNING	LAST 10	STRENGTH OF	OPP. STRENGTH	TEAM	ADJ.	CONF.	ADJ CONF.
Average RPI Loss: 82		RECORD	PCT. RANK	GAMES	SCHEDULE	OF SCHEDULE	RPI	RPI	RPI	RPI
DIV. I ONLY		6- 6	164	5-5	29	169	99	99	8	8
DIV. I NON-CONF.		6- 6	163	5-5	29	170	99	99	8	8
TOTALS		RPI 1-25	RPI 26-50	W-L RECORDS		RPI 51-100	RPI 101-150	RPI 150+		
6- 6	0- 1	1- 2		OVERALL		0- 0	0- 3	5- 0		
5- 1	0- 0	1- 1		HOME		0- 0	0- 0	4- 0		
0- 3	0- 1	0- 1		AWAY		0- 0	0- 1	0- 0		
1- 2	0- 0	0- 0		NEUTRAL		0- 0	0- 2	1- 0		
6- 6	0- 1	1- 2		NON-CONFERENCE		0- 0	0- 3	5- 0		
5- 1	0- 0	1- 1		HOME		0- 0	0- 0	4- 0		
0- 3	0- 1	0- 1		AWAY		0- 0	0- 1	0- 0		
1- 2	0- 0	0- 0		NEUTRAL		0- 0	0- 2	1- 0		
0- 0	0- 0	0- 0		CONFERENCE		0- 0	0- 0	0- 0		
0- 0	0- 0	0- 0		HOME		0- 0	0- 0	0- 0		
0- 0	0- 0	0- 0		AWAY		0- 0	0- 0	0- 0		
0- 0	0- 0	0- 0		NEUTRAL		0- 0	0- 0	0- 0		

RPI S	Opponent	Score	RPI S	Opponent	Score	RPI S	Opponent	Score	RPI S	Opponent	Score
13	A Texas A&M	43 72	31	A Georgia Tech	38 69				120	N Syracuse	62 87
			32	H Oklahoma	85 69				133	N San Francisco	57 80
			46	H FGCU	45 57				148	A New Mexico	71 81
									198	H Southern Miss.	75 60
									209	H Houston Baptist	82 60
									231	H Louisiana Tech	67 53
									245	N California Baptist	96 75
									292	H Southeastern La.	78 65
LAST 10 Division I											
198	H Southern Miss.	75 60	245	N California Baptist	96 75						
13	A Texas A&M	43 72	120	N Syracuse	62 87						
231	H Louisiana Tech	67 53	32	H Oklahoma	85 69						
46	H FGCU	45 57	209	H Houston Baptist	82 60						
133	N San Francisco	57 80	148	A New Mexico	71 81						

Non-Div I Games:

Houston

Loss,
Non-Conf, S Site, H Home A Away N Neutral

Average RPI Win: 287		WON-LOST	WINNING	LAST 10	STRENGTH OF	OPP. STRENGTH	TEAM	ADJ.	CONF.	ADJ CONF.
Average RPI Loss: 132		RECORD	PCT. RANK	GAMES	SCHEDULE	OF SCHEDULE	RPI	RPI	RPI	RPI
DIV. I ONLY		2- 6	271	2-6	113	291	209	209	26	26
DIV. I NON-CONF.		2- 5	258	2-5	148	281	194	194	26	26
TOTALS	RPI 1-25		RPI 26-50		W-L RECORDS		RPI 51-100		RPI 101-150	RPI 150+
2- 6	0- 0		0- 1		OVERALL		0- 1		0- 1	2- 3
0- 2	0- 0		0- 0		HOME		0- 0		0- 0	0- 2
2- 4	0- 0		0- 1		AWAY		0- 1		0- 1	2- 1
0- 0	0- 0		0- 0		NEUTRAL		0- 0		0- 0	0- 0
2- 5	0- 0		0- 1		NON-CONFERENCE		0- 1		0- 1	2- 2
0- 1	0- 0		0- 0		HOME		0- 0		0- 0	0- 1
2- 4	0- 0		0- 1		AWAY		0- 1		0- 1	2- 1
0- 0	0- 0		0- 0		NEUTRAL		0- 0		0- 0	0- 0
0- 1	0- 0		0- 0		CONFERENCE		0- 0		0- 0	0- 1
0- 1	0- 0		0- 0		HOME		0- 0		0- 0	0- 1
0- 0	0- 0		0- 0		AWAY		0- 0		0- 0	0- 0
0- 0	0- 0		0- 0		NEUTRAL		0- 0		0- 0	0- 0

[illegible]

Non-Div I Games:	LSU-Shreveport	67	44	Paul Quinn	63	34
------------------	----------------	----	----	------------	----	----

Houston Baptist

■ Loss, ■ Non-Conf, S Site, H Home A Away N Neutral

Page 114

Howard

H
o
w
a
r
d

Howard

Average RPI Win:	110	WON-LOST	WINNING	LAST 10	STRENGTH OF	OPP. STRENGTH	TEAM	ADJ.	CONF.	ADJ CONF.
Average RPI Loss:	91	RECORD	PCT. RANK	GAMES	SCHEDULE	OF SCHEDULE	RPI	RPI	RPI	RPI
DIV. I ONLY	4- 5	190	4-5	51	35	81	81	16	16	
DIV. I NON-CONF.	4- 5	190	4-5	52	36	80	80	16	16	
TOTALS	RPI 1-25	RPI 26-50	W-L RECORDS	RPI 51-100	RPI 101-150	RPI 150+				
4- 5	0- 0	0- 2	OVERALL	3- 1	0- 2	1- 0				
2- 0	0- 0	0- 0	HOME	2- 0	0- 0	0- 0				
0- 5	0- 0	0- 2	AWAY	0- 1	0- 2	0- 0				
2- 0	0- 0	0- 0	NEUTRAL	1- 0	0- 0	1- 0				
4- 5	0- 0	0- 2	NON-CONFERENCE	3- 1	0- 2	1- 0				
2- 0	0- 0	0- 0	HOME	2- 0	0- 0	0- 0				
0- 5	0- 0	0- 2	AWAY	0- 1	0- 2	0- 0				
2- 0	0- 0	0- 0	NEUTRAL	1- 0	0- 0	1- 0				
0- 0	0- 0	0- 0	CONFERENCE	0- 0	0- 0	0- 0				
0- 0	0- 0	0- 0	HOME	0- 0	0- 0	0- 0				
0- 0	0- 0	0- 0	AWAY	0- 0	0- 0	0- 0				
0- 0	0- 0	0- 0	NEUTRAL	0- 0	0- 0	0- 0				

RPI 1-25				RPI 26-50				RPI 51-100				Team's RPI: 81	RPI 101+			
RPI	S	Opponent	Score	RPI	S	Opponent	Score	RPI	S	Opponent	Score		RPI	S	Opponent	Score
				45	A	Miami (FL)	65 74	71	N	St. John's (NY)	85 78		118	A	Ohio	64 70
				49	A	UNI	50 51	84	H	Southern Ill.	81 78		146	A	UT Martin	51 57
								92	H	Ball St.	65 48		194	N	Elon	59 53
								98	A	Butler	61 64					
LAST 10 Division I																
				194	N	Elon	59 53	49	A	UNI	50 51					
				71	N	St. John's (NY)	85 78	118	A	Ohio	64 70					
				146	A	UT Martin	51 57	84	H	Southern Ill.	81 78					
				98	A	Butler	61 64	92	H	Ball St.	65 48					
				45	A	Miami (FL)	65 74									

Non-Div I Games: Ind.-Northwest 103 45

IUPUI

Loss, Non-Conf, S Site, H Home A Away N Neutral

Idaho

Through Games Of Dec. 19, 2019

Average RPI Win:	243	WON-LOST	WINNING	LAST 10	STRENGTH OF	OPP. STRENGTH	TEAM	ADJ.	CONF.	ADJ CONF.
Average RPI Loss:	99	RECORD	PCT. RANK	GAMES	SCHEDULE	OF SCHEDULE	RPI	RPI	RPI	RPI
DIV. I ONLY	4- 4	164	4-4	140	205	116	116	18	18	
DIV. I NON-CONF.	4- 4	163	4-4	141	206	117	117	18	18	
TOTALS	RPI 1-25	RPI 26-50	W-L RECORDS	RPI 51-100	RPI 101-150	RPI 150+				
4- 4	0- 0	0- 0	OVERALL	0- 2	1- 2	3- 0				
1- 0	0- 0	0- 0	HOME	0- 0	0- 0	1- 0				
3- 2	0- 0	0- 0	AWAY	0- 1	1- 1	2- 0				
0- 2	0- 0	0- 0	NEUTRAL	0- 1	0- 1	0- 0				
4- 4	0- 0	0- 0	NON-CONFERENCE	0- 2	1- 2	3- 0				
1- 0	0- 0	0- 0	HOME	0- 0	0- 0	1- 0				
3- 2	0- 0	0- 0	AWAY	0- 1	1- 1	2- 0				
0- 2	0- 0	0- 0	NEUTRAL	0- 1	0- 1	0- 0				
0- 0	0- 0	0- 0	CONFERENCE	0- 0	0- 0	0- 0				
0- 0	0- 0	0- 0	HOME	0- 0	0- 0	0- 0				
0- 0	0- 0	0- 0	AWAY	0- 0	0- 0	0- 0				
0- 0	0- 0	0- 0	NEUTRAL	0- 0	0- 0	0- 0				

RPI 1-25			RPI 26-50			RPI 51-100			RPI 101+			Team's RPI: 116
RPI	S	Opponent	Score	RPI	S	Opponent	Score	RPI	S	Opponent	Score	
						56 A Oklahoma St.	47 62	128 A South Fla.		64 67		
						61 N Old Dominion	55 67	133 A San Francisco		66 60		
								149 N Lamar University		44 47		
								217 A San Diego		65 32		
								280 H Colorado St.		61 54		
								343 A Seattle U		90 84		
LAST 10 Division I												
						149 N Lamar University	44 47	128 A South Fla.		64 67		
						343 A Seattle U	90 84	217 A San Diego		65 32		
						133 A San Francisco	66 60	61 N Old Dominion		55 67		
						280 H Colorado St.	61 54					
						56 A Oklahoma St.	47 62					

Non-Div I Games:

Idaho

■ Loss,
 ■ Non-Conf,
 ■ S Site,
 ■ Home
 ■ A Away
 N Neutral

Average RPI Win:	345	WON-LOST	WINNING	LAST 10	STRENGTH OF	OPP. STRENGTH	TEAM	ADJ.	CONF.	ADJ CONF.
Average RPI Loss:	121	RECORD	PCT. RANK	GAMES	SCHEDULE	OF SCHEDULE	RPI	RPI	RPI	RPI
DIV. I ONLY	2- 5	260	2-5	254	244	277	277	18	18	
DIV. I NON-CONF.	2- 5	258	2-5	255	245	280	280	18	18	
TOTALS	RPI 1-25	RPI 26-50	W-L RECORDS	RPI 51-100	RPI 101-150	RPI 150+				
2- 5	0- 0	0- 1	OVERALL	0- 2	0- 0	2- 2				
1- 1	0- 0	0- 0	HOME	0- 0	0- 0	1- 1				
1- 4	0- 0	0- 1	AWAY	0- 2	0- 0	1- 1				
0- 0	0- 0	0- 0	NEUTRAL	0- 0	0- 0	0- 0				
2- 5	0- 0	0- 1	NON-CONFERENCE	0- 2	0- 0	2- 2				
1- 1	0- 0	0- 0	HOME	0- 0	0- 0	1- 1				
1- 4	0- 0	0- 1	AWAY	0- 2	0- 0	1- 1				
0- 0	0- 0	0- 0	NEUTRAL	0- 0	0- 0	0- 0				
0- 0	0- 0	0- 0	CONFERENCE	0- 0	0- 0	0- 0				
0- 0	0- 0	0- 0	HOME	0- 0	0- 0	0- 0				
0- 0	0- 0	0- 0	AWAY	0- 0	0- 0	0- 0				
0- 0	0- 0	0- 0	NEUTRAL	0- 0	0- 0	0- 0				

RPI 1-25				RPI 26-50				RPI 51-100				RPI 101+				Team's RPI: 277	
RPI	S	Opponent	Score	RPI	S	Opponent	Score	RPI	S	Opponent	Score	RPI	S	Opponent	Score		
				26	A	Duke	66 85	56	A	Oklahoma St.	52 70	203	A	Utah St.	61 69		
								76	A	Arizona St.	69 74	245	H	California Baptist	68 74		
												343	H	Seattle U	73 48		
												347	A	Utah Valley	88 61		
LAST 10 Division I																	
				56	A	Oklahoma St.	52 70	203	A	Utah St.	61 69						
				343	H	Seattle U	73 48	245	H	California Baptist	68 74						
								76	A	Arizona St.	69 74						
								347	A	Utah Valley	88 61						
								26	A	Duke	66 85						

Non-Div I Games: Arizona Christian 93 36 Montana Tech 83 57

Idaho St.

■ Loss,
 ■ Non-Conf,
 ■ S Site,
 ■ Home
 ■ A Away
 N Neutral

Illinois

Through Games Of Dec. 19, 2019

Average RPI Win:	231	WON-LOST	WINNING	LAST 10	STRENGTH OF	OPP. STRENGTH	TEAM	ADJ.	CONF.	ADJ CONF.
Average RPI Loss:	59	RECORD	PCT. RANK	GAMES	SCHEDULE	OF SCHEDULE	RPI	RPI	RPI	RPI
DIV. I ONLY	8- 2	45	8-2	259	193	145	145	2	2	
DIV. I NON-CONF.	8- 2	45	8-2	261	196	146	146	2	2	
TOTALS	RPI 1-25	RPI 26-50	W-L RECORDS	RPI 51-100	RPI 101-150	RPI 150+				
8- 2	0- 0	0- 1	OVERALL	2- 1	1- 0	5- 0				
8- 1	0- 0	0- 1	HOME	2- 0	1- 0	5- 0				
0- 1	0- 0	0- 0	AWAY	0- 1	0- 0	0- 0				
0- 0	0- 0	0- 0	NEUTRAL	0- 0	0- 0	0- 0				
8- 2	0- 0	0- 1	NON-CONFERENCE	2- 1	1- 0	5- 0				
8- 1	0- 0	0- 1	HOME	2- 0	1- 0	5- 0				
0- 1	0- 0	0- 0	AWAY	0- 1	0- 0	0- 0				
0- 0	0- 0	0- 0	NEUTRAL	0- 0	0- 0	0- 0				
0- 0	0- 0	0- 0	CONFERENCE	0- 0	0- 0	0- 0				
0- 0	0- 0	0- 0	HOME	0- 0	0- 0	0- 0				
0- 0	0- 0	0- 0	AWAY	0- 0	0- 0	0- 0				
0- 0	0- 0	0- 0	NEUTRAL	0- 0	0- 0	0- 0				

RPI 1-25				RPI 26-50				RPI 51-100				RPI 101+				Team's RPI: 145	
RPI	S	Opponent	Score	RPI	S	Opponent	Score	RPI	S	Opponent	Score	RPI	S	Opponent	Score		
				33	H	Illinois St.	58 74	73	H	Austin Peay	76 62	127	H	Merrimack	75 72		
								85	A	North Carolina	60 85	269	H	Presbyterian	71 52		
								93	H	Holy Cross	78 75	303	H	Ark.-Pine Bluff	65 50		
												312	H	Bryant	69 55		
												333	H	Evansville	59 44		
												340	H	Chicago St.	96 66		
LAST 10 Division I																	
				333	H	Evansville	59 44	269	H	Presbyterian	71 52						
				127	H	Merrimack	75 72	312	H	Bryant	69 55						
				85	A	North Carolina	60 85	303	H	Ark.-Pine Bluff	65 50						
				93	H	Holy Cross	78 75	33	H	Illinois St.	58 74						
				340	H	Chicago St.	96 66	73	H	Austin Peay	76 62						

Non-Div I Games:

Illinois

Loss, Non-Conf, S Site, H Home A Away N Neutral

Average RPI Win:	173	WON-LOST	WINNING	LAST 10	STRENGTH OF	OPP. STRENGTH	TEAM	ADJ.	CONF.	ADJ CONF.
Average RPI Loss:	35	RECORD	PCT. RANK	GAMES	SCHEDULE	OF SCHEDULE	RPI	RPI	RPI	RPI
DIV. I ONLY	7- 2	55	7-2	117	81	33	33	7	7	
DIV. I NON-CONF.	7- 2	54	7-2	116	80	34	34	7	7	
TOTALS	RPI 1-25	RPI 26-50	W-L RECORDS	RPI 51-100	RPI 101-150	RPI 150+				
7- 2	0- 0	0- 2	OVERALL	1- 0	3- 0	3- 0				
5- 0	0- 0	0- 0	HOME	0- 0	2- 0	3- 0				
2- 2	0- 0	0- 2	AWAY	1- 0	1- 0	0- 0				
0- 0	0- 0	0- 0	NEUTRAL	0- 0	0- 0	0- 0				
7- 2	0- 0	0- 2	NON-CONFERENCE	1- 0	3- 0	3- 0				
5- 0	0- 0	0- 0	HOME	0- 0	2- 0	3- 0				
2- 2	0- 0	0- 2	AWAY	1- 0	1- 0	0- 0				
0- 0	0- 0	0- 0	NEUTRAL	0- 0	0- 0	0- 0				
0- 0	0- 0	0- 0	CONFERENCE	0- 0	0- 0	0- 0				
0- 0	0- 0	0- 0	HOME	0- 0	0- 0	0- 0				
0- 0	0- 0	0- 0	AWAY	0- 0	0- 0	0- 0				
0- 0	0- 0	0- 0	NEUTRAL	0- 0	0- 0	0- 0				

RPI 1-25				RPI 26-50		Team's RPI: 33		RPI 51-100				RPI 101+			
RPI	S	Opponent	Score	RPI	S	Opponent	Score	RPI	S	Opponent	Score	RPI	S	Opponent	Score
				27	A	Saint Louis	56 61	95	A	North Dakota	66 58	141	H	Northern Ill.	69 66
				42	A	Marquette	41 58					145	A	Illinois	74 58
												146	H	UT Martin	70 47
												192	H	Western Ill.	78 65
												240	H	SIUE	74 53
												251	H	Jackson St.	77 55
LAST 10 Division I															
				251	H	Jackson St.	77 55	192	H	Western Ill.	78 65				
				240	H	SIUE	74 53	146	H	UT Martin	70 47				
				27	A	Saint Louis	56 61	95	A	North Dakota	66 58				
				42	A	Marquette	41 58	141	H	Northern Ill.	69 66				
								145	A	Illinois	74 58				

Non-Div I Games: Truman 87 60

Illinois St.

Average RPI Win:	0	WON-LOST	WINNING	LAST 10	STRENGTH OF	OPP. STRENGTH	TEAM	ADJ.	CONF.	ADJ CONF.
Average RPI Loss:	253	RECORD	PCT. RANK	GAMES	SCHEDULE	OF SCHEDULE	RPI	RPI	RPI	RPI
DIV. I ONLY	0- 5	336	0-5	340	342	350	350	26	26	
DIV. I NON-CONF.	0- 4	336	0-4	332	334	349	349	26	26	
TOTALS	RPI 1-25	RPI 26-50	W-L RECORDS	RPI 51-100	RPI 101-150	RPI 150+				
0- 5	0- 0	0- 0	OVERALL	0- 0	0- 1	0- 4				
0- 1	0- 0	0- 0	HOME	0- 0	0- 0	0- 1				
0- 4	0- 0	0- 0	AWAY	0- 0	0- 1	0- 3				
0- 0	0- 0	0- 0	NEUTRAL	0- 0	0- 0	0- 0				
0- 4	0- 0	0- 0	NON-CONFERENCE	0- 0	0- 1	0- 3				
0- 0	0- 0	0- 0	HOME	0- 0	0- 0	0- 0				
0- 4	0- 0	0- 0	AWAY	0- 0	0- 1	0- 3				
0- 0	0- 0	0- 0	NEUTRAL	0- 0	0- 0	0- 0				
0- 1	0- 0	0- 0	CONFERENCE	0- 0	0- 0	0- 1				
0- 1	0- 0	0- 0	HOME	0- 0	0- 0	0- 1				
0- 0	0- 0	0- 0	AWAY	0- 0	0- 0	0- 0				
0- 0	0- 0	0- 0	NEUTRAL	0- 0	0- 0	0- 0				

RPI 1-25				RPI 26-50				RPI 51-100				RPI 101+				Team's RPI: 350	
RPI	S	Opponent	Score	RPI	S	Opponent	Score	RPI	S	Opponent	Score	RPI	S	Opponent	Score		
												118	A	Ohio	41	78	
												229	A	Kansas St.	41	85	
												280	A	Colorado St.	47	75	
												291	H	Central Ark.	37	47	
												345	A	UTSA	56	63	
LAST 10 Division I																	
				291	H	Central Ark.	37	47	345	A	UTSA	56	63				
				229	A	Kansas St.	41	85									
				280	A	Colorado St.	47	75									
				118	A	Ohio	41	78									

Non-Div I Games:	Schreiner	70	35	Tex. A&M Int'l	55	38	UNKNOWN	74	52
------------------	-----------	----	----	----------------	----	----	---------	----	----

Incarnate Word

■ Loss, ■ Non-Conf, S Site, H Home A Away N Neutral

Indiana

Through Games Of Dec. 19, 2019

Average RPI Win:	145	WON-LOST	WINNING	LAST 10	STRENGTH OF	OPP. STRENGTH	TEAM	ADJ.	CONF.	ADJ CONF.
Average RPI Loss:	30	RECORD	PCT. RANK	GAMES	SCHEDULE	OF SCHEDULE	RPI	RPI	RPI	RPI
DIV. I ONLY	10- 1	14	9-1	42	76	12	12	2	2	
DIV. I NON-CONF.	10- 1	14	9-1	44	75	12	12	2	2	
TOTALS	RPI 1-25	RPI 26-50	W-L RECORDS	RPI 51-100	RPI 101-150	RPI 150+				
10- 1	1- 0	1- 1	OVERALL	3- 0	0- 0	5- 0				
5- 0	0- 0	0- 0	HOME	1- 0	0- 0	4- 0				
3- 0	0- 0	1- 0	AWAY	1- 0	0- 0	1- 0				
2- 1	1- 0	0- 1	NEUTRAL	1- 0	0- 0	0- 0				
10- 1	1- 0	1- 1	NON-CONFERENCE	3- 0	0- 0	5- 0				
5- 0	0- 0	0- 0	HOME	1- 0	0- 0	4- 0				
3- 0	0- 0	1- 0	AWAY	1- 0	0- 0	1- 0				
2- 1	1- 0	0- 1	NEUTRAL	1- 0	0- 0	0- 0				
0- 0	0- 0	0- 0	CONFERENCE	0- 0	0- 0	0- 0				
0- 0	0- 0	0- 0	HOME	0- 0	0- 0	0- 0				
0- 0	0- 0	0- 0	AWAY	0- 0	0- 0	0- 0				
0- 0	0- 0	0- 0	NEUTRAL	0- 0	0- 0	0- 0				

RPI S	Opponent	Score	RPI S	Opponent	Score	RPI S	Opponent	Score	RPI S	Opponent	Score
6 N	South Carolina	71 57	30 N	Baylor	62 77	74 N	Washington St.	78 44	151 H	Youngstown St.	93 56
			45 A	Miami (FL)	58 45	77 H	North Florida	72 45	177 A	Florida	73 49
						98 A	Butler	64 53	251 H	Jackson St.	91 51
									279 H	Nicholls St.	111 47
									289 H	Mt. St. Mary's	75 52
LAST 10 Division I											
74 N	Washington St.	78 44	151 H	Youngstown St.	93 56						
30 N	Baylor	62 77	98 A	Butler	64 53						
6 N	South Carolina	71 57	77 H	North Florida	72 45						
177 A	Florida	73 49	45 A	Miami (FL)	58 45						
251 H	Jackson St.	91 51	279 H	Nicholls St.	111 47						

Non-Div I Games:

Indiana

■ Loss,
 ■ Non-Conf, S Site,
 ■ Home
 ■ Away
 N Neutral

Average RPI Win: 291		WON-LOST	WINNING	LAST 10	STRENGTH OF	OPP. STRENGTH	TEAM	ADJ.	CONF.	ADJ CONF.
Average RPI Loss: 150		RECORD	PCT. RANK	GAMES	SCHEDULE	OF SCHEDULE	RPI	RPI	RPI	RPI
DIV. I ONLY		2- 8	301	2-8	160	298	258	258	7	7
DIV. I NON-CONF.		2- 8	300	2-8	163	296	258	258	7	7
TOTALS	RPI 1-25	RPI 26-50		W-L RECORDS		RPI 51-100	RPI 101-150	RPI 150+		
2- 8	0- 0	0- 3		OVERALL		0- 0	0- 1	2- 4		
0- 2	0- 0	0- 0		HOME		0- 0	0- 0	0- 2		
2- 5	0- 0	0- 3		AWAY		0- 0	0- 1	2- 1		
0- 1	0- 0	0- 0		NEUTRAL		0- 0	0- 0	0- 1		
2- 8	0- 0	0- 3		NON-CONFERENCE		0- 0	0- 1	2- 4		
0- 2	0- 0	0- 0		HOME		0- 0	0- 0	0- 2		
2- 5	0- 0	0- 3		AWAY		0- 0	0- 1	2- 1		
0- 1	0- 0	0- 0		NEUTRAL		0- 0	0- 0	0- 1		
0- 0	0- 0	0- 0		CONFERENCE		0- 0	0- 0	0- 0		
0- 0	0- 0	0- 0		HOME		0- 0	0- 0	0- 0		
0- 0	0- 0	0- 0		AWAY		0- 0	0- 0	0- 0		
0- 0	0- 0	0- 0		NEUTRAL		0- 0	0- 0	0- 0		

RPI 1-25				RPI 26-50				RPI 51-100				RPI 101+				Team's RPI: 258	
RPI	S	Opponent	Score	RPI	S	Opponent	Score	RPI	S	Opponent	Score	RPI	S	Opponent	Score		
				34	A	Pacific	66 83					117	A	Murray St.	62 70		
				36	A	Kansas	72 84					192	A	Western Ill.	72 83		
				44	A	Colorado	46 59					232	H	Northern Ky.	68 70		
												238	N	CSUN	59 67		
												257	A	Eastern Ill.	59 57		
												304	H	Marshall	60 72		
												325	A	UIC	61 40		
LAST 10 Division I																	
				34	A	Pacific	66 83	232	H	Northern Ky.	68 70						
				44	A	Colorado	46 59	117	A	Murray St.	62 70						
				325	A	UIC	61 40	304	H	Marshall	60 72						
				192	A	Western Ill.	72 83	238	N	CSUN	59 67						
				257	A	Eastern Ill.	59 57	36	A	Kansas	72 84						

Non-Div I Games:

Indiana St.

■ Loss, ■ Non-Conf, S Site, H Home A Away N Neutral

Average RPI Win:	320	WON-LOST	WINNING	LAST 10	STRENGTH OF	OPP. STRENGTH	TEAM	ADJ.	CONF.	ADJ CONF.
Average RPI Loss:	119	RECORD	PCT. RANK	GAMES	SCHEDULE	OF SCHEDULE	RPI	RPI	RPI	RPI
DIV. I ONLY	1- 7	318	1-7	27	311	215	215	21	21	
DIV. I NON-CONF.	1- 7	318	1-7	27	309	214	214	21	21	
TOTALS	RPI 1-25	RPI 26-50	W-L RECORDS	RPI 51-100	RPI 101-150	RPI 150+				
1- 7	0- 0	0- 0	OVERALL	0- 2	0- 4	1- 1				
0- 2	0- 0	0- 0	HOME	0- 1	0- 1	0- 0				
1- 3	0- 0	0- 0	AWAY	0- 1	0- 2	1- 0				
0- 2	0- 0	0- 0	NEUTRAL	0- 0	0- 1	0- 1				
1- 7	0- 0	0- 0	NON-CONFERENCE	0- 2	0- 4	1- 1				
0- 2	0- 0	0- 0	HOME	0- 1	0- 1	0- 0				
1- 3	0- 0	0- 0	AWAY	0- 1	0- 2	1- 0				
0- 2	0- 0	0- 0	NEUTRAL	0- 0	0- 1	0- 1				
0- 0	0- 0	0- 0	CONFERENCE	0- 0	0- 0	0- 0				
0- 0	0- 0	0- 0	HOME	0- 0	0- 0	0- 0				
0- 0	0- 0	0- 0	AWAY	0- 0	0- 0	0- 0				
0- 0	0- 0	0- 0	NEUTRAL	0- 0	0- 0	0- 0				

RPI 1-25				RPI 26-50				RPI 51-100				RPI 101+				Team's RPI: 215	
RPI	S	Opponent	Score	RPI	S	Opponent	Score	RPI	S	Opponent	Score	RPI	S	Opponent	Score		
								68	H	Seton Hall	37	89	101	A	Penn	42	74
								69	A	Central Mich.	50	70	108	N	Washington	34	65
													109	H	Duquesne	74	76
													111	A	Stony Brook	40	59
													270	N	Towson	58	75
													320	A	Winthrop	68	61
LAST 10 Division I																	
				111	A	Stony Brook	40	59	68	H	Seton Hall	37	89				
				101	A	Penn	42	74	69	A	Central Mich.	50	70				
				109	H	Duquesne	74	76	270	N	Towson	58	75				
				320	A	Winthrop	68	61	108	N	Washington	34	65				

Non-Div I Games:

Iona

Average RPI Win:	176	WON-LOST	WINNING	LAST 10	STRENGTH OF	OPP. STRENGTH	TEAM	ADJ.	CONF.	ADJ CONF.
Average RPI Loss:	79	RECORD	PCT. RANK	GAMES	SCHEDULE	OF SCHEDULE	RPI	RPI	RPI	RPI
DIV. I ONLY	8- 2	45	8-2	25	248	20	20	2	2	
DIV. I NON-CONF.	8- 2	45	8-2	24	249	20	20	2	2	
TOTALS	RPI 1-25	RPI 26-50	W-L RECORDS	RPI 51-100	RPI 101-150	RPI 150+				
8- 2	1- 0	0- 1	OVERALL	0- 0	3- 1	4- 0				
5- 0	1- 0	0- 0	HOME	0- 0	1- 0	3- 0				
1- 1	0- 0	0- 1	AWAY	0- 0	1- 0	0- 0				
2- 1	0- 0	0- 0	NEUTRAL	0- 0	1- 1	1- 0				
8- 2	1- 0	0- 1	NON-CONFERENCE	0- 0	3- 1	4- 0				
5- 0	1- 0	0- 0	HOME	0- 0	1- 0	3- 0				
1- 1	0- 0	0- 1	AWAY	0- 0	1- 0	0- 0				
2- 1	0- 0	0- 0	NEUTRAL	0- 0	1- 1	1- 0				
0- 0	0- 0	0- 0	CONFERENCE	0- 0	0- 0	0- 0				
0- 0	0- 0	0- 0	HOME	0- 0	0- 0	0- 0				
0- 0	0- 0	0- 0	AWAY	0- 0	0- 0	0- 0				
0- 0	0- 0	0- 0	NEUTRAL	0- 0	0- 0	0- 0				

RPI 1-25				RPI 26-50				RPI 51-100				RPI 101+			
RPI	S	Opponent	Score	RPI	S	Opponent	Score	RPI	S	Opponent	Score	RPI	S	Opponent	Score
11	H	Princeton	77 75	49	A	UNI	66 88					108	N	Washington	63 70
												114	A	Iowa St.	75 69
												130	N	Cincinnati	69 61
												137	H	Fla. Atlantic	85 53
												184	H	Clemson	74 60
												239	H	North Ala.	86 81
												270	N	Towson	100 72
												321	H	N.C. Central	102 50
LAST 10 Division I															
321	H	N.C. Central	102 50	114	A	Iowa St.	75 69								
11	H	Princeton	77 75	184	H	Clemson	74 60								
49	A	UNI	66 88	108	N	Washington	63 70								
239	H	North Ala.	86 81	270	N	Towson	100 72								
137	H	Fla. Atlantic	85 53	130	N	Cincinnati	69 61								

Non-Div I Games:

Iowa

Average RPI Win:	166	WON-LOST	WINNING	LAST 10	STRENGTH OF	OPP. STRENGTH	TEAM	ADJ.	CONF.	ADJ CONF.
Average RPI Loss:	22	RECORD	PCT. RANK	GAMES	SCHEDULE	OF SCHEDULE	RPI	RPI	RPI	RPI
DIV. I ONLY	7- 2	55	7-2	310	2	114	114	5	5	
DIV. I NON-CONF.	7- 2	54	7-2	311	2	115	115	5	5	
TOTALS	RPI 1-25	RPI 26-50	W-L RECORDS	RPI 51-100	RPI 101-150	RPI 150+				
7- 2	0- 2	0- 0	OVERALL	3- 0	0- 0	4- 0				
5- 1	0- 1	0- 0	HOME	2- 0	0- 0	3- 0				
2- 1	0- 1	0- 0	AWAY	1- 0	0- 0	1- 0				
0- 0	0- 0	0- 0	NEUTRAL	0- 0	0- 0	0- 0				
7- 2	0- 2	0- 0	NON-CONFERENCE	3- 0	0- 0	4- 0				
5- 1	0- 1	0- 0	HOME	2- 0	0- 0	3- 0				
2- 1	0- 1	0- 0	AWAY	1- 0	0- 0	1- 0				
0- 0	0- 0	0- 0	NEUTRAL	0- 0	0- 0	0- 0				
0- 0	0- 0	0- 0	CONFERENCE	0- 0	0- 0	0- 0				
0- 0	0- 0	0- 0	HOME	0- 0	0- 0	0- 0				
0- 0	0- 0	0- 0	AWAY	0- 0	0- 0	0- 0				
0- 0	0- 0	0- 0	NEUTRAL	0- 0	0- 0	0- 0				

RPI S	Opponent	Score	RPI S	Opponent	Score	RPI S	Opponent	Score	RPI S	Opponent	Score	Team's RPI: 114
20	H Iowa	69 75				54	H Texas Southern	79 59	155	H New Orleans	71 53	
23	A Drake	81 86				60	A Alabama	75 66	225	H Southern U.	69 36	
						94	H Wright St.	79 71	268	A North Dakota St.	86 58	
									303	H Ark.-Pine Bluff	90 40	
LAST 10 Division I												
94	H Wright St.	79 71	20	H Iowa	69 75							
54	H Texas Southern	79 59	60	A Alabama	75 66							
23	A Drake	81 86	155	H New Orleans	71 53							
225	H Southern U.	69 36	303	H Ark.-Pine Bluff	90 40							
			268	A North Dakota St.	86 58							

Non-Div I Games:

Iowa St.

Average RPI Win:	344	WON-LOST	WINNING	LAST 10	STRENGTH OF	OPP. STRENGTH	TEAM	ADJ.	CONF.	ADJ CONF.
Average RPI Loss:	114	RECORD	PCT. RANK	GAMES	SCHEDULE	OF SCHEDULE	RPI	RPI	RPI	RPI
DIV. I ONLY	1- 8	322	1-8	122	121	251	251	28	28	
DIV. I NON-CONF.	1- 8	321	1-8	120	121	250	250	28	28	
TOTALS	RPI 1-25	RPI 26-50	W-L RECORDS	RPI 51-100	RPI 101-150	RPI 150+				
1- 8	0- 2	0- 2	OVERALL	0- 1	0- 0	1- 3				
0- 1	0- 1	0- 0	HOME	0- 0	0- 0	0- 0				
1- 7	0- 1	0- 2	AWAY	0- 1	0- 0	1- 3				
0- 0	0- 0	0- 0	NEUTRAL	0- 0	0- 0	0- 0				
1- 8	0- 2	0- 2	NON-CONFERENCE	0- 1	0- 0	1- 3				
0- 1	0- 1	0- 0	HOME	0- 0	0- 0	0- 0				
1- 7	0- 1	0- 2	AWAY	0- 1	0- 0	1- 3				
0- 0	0- 0	0- 0	NEUTRAL	0- 0	0- 0	0- 0				
0- 0	0- 0	0- 0	CONFERENCE	0- 0	0- 0	0- 0				
0- 0	0- 0	0- 0	HOME	0- 0	0- 0	0- 0				
0- 0	0- 0	0- 0	AWAY	0- 0	0- 0	0- 0				
0- 0	0- 0	0- 0	NEUTRAL	0- 0	0- 0	0- 0				

RPI 1-25				RPI 26-50				RPI 51-100				RPI 101+ Team's RPI: 251			
RPI	S	Opponent	Score	RPI	S	Opponent	Score	RPI	S	Opponent	Score	RPI	S	Opponent	Score
10	H	Mississippi St.	53 92	33	A	Illinois St.	55 77	52	A	Bradley	69 78	173	A	Tulane	46 82
12	A	Indiana	51 91	45	A	Miami (FL)	68 83					291	A	Central Ark.	54 57
												292	A	Southeastern La.	59 63
												344	A	Northwestern St.	66 49
LAST 10 Division I															
				33	A	Illinois St.	55 77	292	A	Southeastern La.	59 63				
				52	A	Bradley	69 78	291	A	Central Ark.	54 57				
				45	A	Miami (FL)	68 83	10	H	Mississippi St.	53 92				
				173	A	Tulane	46 82	12	A	Indiana	51 91				
								344	A	Northwestern St.	66 49				

Non-Div I Games:

Jackson St.

Average RPI Win: 316		WON-LOST	WINNING	LAST 10	STRENGTH OF	OPP. STRENGTH	TEAM	ADJ.	CONF.	ADJ CONF.
Average RPI Loss: 115		RECORD	PCT. RANK	GAMES	SCHEDULE	OF SCHEDULE	RPI	RPI	RPI	RPI
DIV. I ONLY		4- 5	190	4-5	161	324	216	216	17	17
DIV. I NON-CONF.		4- 5	190	4-5	164	322	215	215	17	17
TOTALS	RPI 1-25	RPI 26-50		W-L RECORDS	RPI 51-100		RPI 101-150		RPI 150+	
4- 5	0- 1	0- 1		OVERALL	0- 0		0- 1		4- 2	
3- 2	0- 0	0- 0		HOME	0- 0		0- 0		3- 2	
1- 3	0- 1	0- 1		AWAY	0- 0		0- 1		1- 0	
0- 0	0- 0	0- 0		NEUTRAL	0- 0		0- 0		0- 0	
4- 5	0- 1	0- 1		NON-CONFERENCE	0- 0		0- 1		4- 2	
3- 2	0- 0	0- 0		HOME	0- 0		0- 0		3- 2	
1- 3	0- 1	0- 1		AWAY	0- 0		0- 1		1- 0	
0- 0	0- 0	0- 0		NEUTRAL	0- 0		0- 0		0- 0	
0- 0	0- 0	0- 0		CONFERENCE	0- 0		0- 0		0- 0	
0- 0	0- 0	0- 0		HOME	0- 0		0- 0		0- 0	
0- 0	0- 0	0- 0		AWAY	0- 0		0- 0		0- 0	
0- 0	0- 0	0- 0		NEUTRAL	0- 0		0- 0		0- 0	

RPI 1-25					
RPI	S	Opponent	Score		
14	A	Florida St.	41	75	
RPI 26-50					
RPI	S	Opponent	Score		
44	A	Colorado	44	66	
RPI 51-100					
RPI	S	Opponent	Score		
RPI 101+					
RPI	S	Opponent	Score		
128	A	South Fla.	39	70	
174	H	Bethune-Cookman	52	53	
213	H	Norfolk St.	64	71	
279	H	Nicholls St.	72	55	
308	H	USC Upstate	87	43	
328	H	FIU	77	52	
348	A	Florida A&M	88	54	
Team's RPI: 216					
LAST 10 Division I					
348	A	Florida A&M	88	54	
328	H	FIU	77	52	
174	H	Bethune-Cookman	52	53	
128	A	South Fla.	39	70	
213	H	Norfolk St.	64	71	
279	H	Nicholls St.	72	55	
44	A	Colorado	44	66	
308	H	USC Upstate	87	43	
14	A	Florida St.	41	75	

Non-Div I Games:	Thomas (GA)	94	36	Johnson (FL)	114	35
------------------	-------------	----	----	--------------	-----	----

Jacksonville

■ Loss, ■ Non-Conf, S Site, H Home A Away N Neutral

Average RPI Win:	330	WON-LOST	WINNING	LAST 10	STRENGTH OF	OPP. STRENGTH	TEAM	ADJ.	CONF.	ADJ CONF.
Average RPI Loss:	188	RECORD	PCT. RANK	GAMES	SCHEDULE	OF SCHEDULE	RPI	RPI	RPI	RPI
DIV. I ONLY	2- 5	260	2-5	338	276	342	342	19	19	
DIV. I NON-CONF.	2- 5	258	2-5	340	277	342	342	19	19	
TOTALS	RPI 1-25	RPI 26-50	W-L RECORDS	RPI 51-100	RPI 101-150	RPI 150+				
2- 5	0- 0	0- 0	OVERALL	0- 2	0- 0	2- 3				
2- 0	0- 0	0- 0	HOME	0- 0	0- 0	2- 0				
0- 3	0- 0	0- 0	AWAY	0- 2	0- 0	0- 1				
0- 2	0- 0	0- 0	NEUTRAL	0- 0	0- 0	0- 2				
2- 5	0- 0	0- 0	NON-CONFERENCE	0- 2	0- 0	2- 3				
2- 0	0- 0	0- 0	HOME	0- 0	0- 0	2- 0				
0- 3	0- 0	0- 0	AWAY	0- 2	0- 0	0- 1				
0- 2	0- 0	0- 0	NEUTRAL	0- 0	0- 0	0- 2				
0- 0	0- 0	0- 0	CONFERENCE	0- 0	0- 0	0- 0				
0- 0	0- 0	0- 0	HOME	0- 0	0- 0	0- 0				
0- 0	0- 0	0- 0	AWAY	0- 0	0- 0	0- 0				
0- 0	0- 0	0- 0	NEUTRAL	0- 0	0- 0	0- 0				

RPI 1-25				RPI 26-50				RPI 51-100				RPI 101+				Team's RPI: 342	
RPI	S	Opponent	Score	RPI	S	Opponent	Score	RPI	S	Opponent	Score	RPI	S	Opponent	Score		
								86	A	Troy	64	94	232	N	Northern Ky.	63	66
								88	A	Vanderbilt	66	88	253	N	Oakland	55	61
												281	A	Alabama St.	63	68	
												311	H	Lipscomb	65	63	
												348	H	Florida A&M	72	67	
LAST 10 Division I																	
				253	N	Oakland	55	61	311	H	Lipscomb	65	63				
				232	N	Northern Ky.	63	66	348	H	Florida A&M	72	67				
				281	A	Alabama St.	63	68	88	A	Vanderbilt	66	88				
				86	A	Troy	64	94									

Non-Div I Games: Clark Atlanta 75 46 Fort Valley St. 87 65

Jacksonville St.

■ Loss,
 ■ Non-Conf, S Site,
 ■ Home
 ■ Away
 N Neutral

Average RPI Win:	175	WON-LOST	WINNING	LAST 10	STRENGTH OF	OPP. STRENGTH	TEAM	ADJ.	CONF.	ADJ CONF.
Average RPI Loss:	37	RECORD	PCT. RANK	GAMES	SCHEDULE	OF SCHEDULE	RPI	RPI	RPI	RPI
DIV. I ONLY	7- 2	55	7-2	192	21	65	65	20	20	
DIV. I NON-CONF.	7- 2	54	7-2	193	21	64	64	20	20	
TOTALS	RPI 1-25	RPI 26-50	W-L RECORDS	RPI 51-100	RPI 101-150	RPI 150+				
7- 2	0- 1	0- 0	OVERALL	2- 1	1- 0	4- 0				
4- 1	0- 0	0- 0	HOME	1- 1	0- 0	3- 0				
2- 1	0- 1	0- 0	AWAY	0- 0	1- 0	1- 0				
1- 0	0- 0	0- 0	NEUTRAL	1- 0	0- 0	0- 0				
7- 2	0- 1	0- 0	NON-CONFERENCE	2- 1	1- 0	4- 0				
4- 1	0- 0	0- 0	HOME	1- 1	0- 0	3- 0				
2- 1	0- 1	0- 0	AWAY	0- 0	1- 0	1- 0				
1- 0	0- 0	0- 0	NEUTRAL	1- 0	0- 0	0- 0				
0- 0	0- 0	0- 0	CONFERENCE	0- 0	0- 0	0- 0				
0- 0	0- 0	0- 0	HOME	0- 0	0- 0	0- 0				
0- 0	0- 0	0- 0	AWAY	0- 0	0- 0	0- 0				
0- 0	0- 0	0- 0	NEUTRAL	0- 0	0- 0	0- 0				

RPI 1-25				RPI 26-50				RPI 51-100				Team's RPI: 65				RPI 101+			
RPI	S	Opponent	Score	RPI	S	Opponent	Score	RPI	S	Opponent	Score	RPI	S	Opponent	Score	RPI	S	Opponent	Score
22	A	Virginia	49 55					51	H	Maryland	68 70	143	A	Villanova	56 52				
								71	H	St. John's (NY)	76 73	172	H	Liberty	76 53				
								100	N	UCF	46 43	228	A	Georgetown	66 59				
												233	H	Delaware St.	83 64				
												275	H	Longwood	93 53				
LAST 10 Division I																			
22	A	Virginia	49 55	233	H	Delaware St.	83 64												
172	H	Liberty	76 53	100	N	UCF	46 43												
228	A	Georgetown	66 59	143	A	Villanova	56 52												
71	H	St. John's (NY)	76 73	275	H	Longwood	93 53												
51	H	Maryland	68 70																

Non-Div I Games:

James Madison

Average RPI Win: 205		WON-LOST	WINNING	LAST 10	STRENGTH OF	OPP. STRENGTH	TEAM	ADJ.	CONF.	ADJ CONF.
Average RPI Loss: 0		RECORD	PCT. RANK	GAMES	SCHEDULE	OF SCHEDULE	RPI	RPI	RPI	RPI
DIV. I ONLY		9- 0	1	9-0	223	179	36	36	5	5
DIV. I NON-CONF.		9- 0	1	9-0	224	181	37	37	5	5
TOTALS	RPI 1-25	RPI 26-50		W-L RECORDS		RPI 51-100	RPI 101-150	RPI 150+		
9- 0	0- 0	0- 0		OVERALL		1- 0	1- 0	7- 0		
7- 0	0- 0	0- 0		HOME		0- 0	0- 0	7- 0		
1- 0	0- 0	0- 0		AWAY		0- 0	1- 0	0- 0		
1- 0	0- 0	0- 0		NEUTRAL		1- 0	0- 0	0- 0		
9- 0	0- 0	0- 0		NON-CONFERENCE		1- 0	1- 0	7- 0		
7- 0	0- 0	0- 0		HOME		0- 0	0- 0	7- 0		
1- 0	0- 0	0- 0		AWAY		0- 0	1- 0	0- 0		
1- 0	0- 0	0- 0		NEUTRAL		1- 0	0- 0	0- 0		
0- 0	0- 0	0- 0		CONFERENCE		0- 0	0- 0	0- 0		
0- 0	0- 0	0- 0		HOME		0- 0	0- 0	0- 0		
0- 0	0- 0	0- 0		AWAY		0- 0	0- 0	0- 0		
0- 0	0- 0	0- 0		NEUTRAL		0- 0	0- 0	0- 0		

RPI 1-25				Team's RPI: 36		RPI 51-100				RPI 101+					
RPI	S	Opponent	Score	RPI	S	Opponent	Score	RPI	S	Opponent	Score	RPI	S	Opponent	Score
								94	N	Wright St.	74 63	137	A	Fla. Atlantic	90 60
												164	H	Saint Mary's (CA)	86 81
												176	H	Texas St.	68 48
												177	H	Florida	76 66
												248	H	UMass Lowell	79 44
												258	H	Indiana St.	84 72
												266	H	Omaha	63 48
												325	H	UIC	91 50
LAST 10 Division I															
				94	N	Wright St.	74 63	164	H	Saint Mary's (CA)	86 81				
				176	H	Texas St.	68 48	177	H	Florida	76 66				
				248	H	UMass Lowell	79 44	137	A	Fla. Atlantic	90 60				
				266	H	Omaha	63 48	258	H	Indiana St.	84 72				
				325	H	UIC	91 50								

Non-Div I Games:

Kansas

Loss, Non-Conf, S Site, H Home A Away N Neutral

Average RPI Win: 265		WON-LOST	WINNING	LAST 10	STRENGTH OF	OPP. STRENGTH	TEAM	ADJ.	CONF.	ADJ CONF.
Average RPI Loss: 88		RECORD	PCT. RANK	GAMES	SCHEDULE	OF SCHEDULE	RPI	RPI	RPI	RPI
DIV. I ONLY		5- 4	143	5-4	270	185	229	229	5	5
DIV. I NON-CONF.		5- 4	143	5-4	271	187	228	228	5	5
TOTALS	RPI 1-25		RPI 26-50		W-L RECORDS		RPI 51-100		RPI 101-150	RPI 150+
5- 4	0- 0		0- 1		OVERALL		0- 1		0- 2	5- 0
4- 1	0- 0		0- 0		HOME		0- 1		0- 0	4- 0
1- 1	0- 0		0- 1		AWAY		0- 0		0- 0	1- 0
0- 2	0- 0		0- 0		NEUTRAL		0- 0		0- 2	0- 0
5- 4	0- 0		0- 1		NON-CONFERENCE		0- 1		0- 2	5- 0
4- 1	0- 0		0- 0		HOME		0- 1		0- 0	4- 0
1- 1	0- 0		0- 1		AWAY		0- 0		0- 0	1- 0
0- 2	0- 0		0- 0		NEUTRAL		0- 0		0- 2	0- 0
0- 0	0- 0		0- 0		CONFERENCE		0- 0		0- 0	0- 0
0- 0	0- 0		0- 0		HOME		0- 0		0- 0	0- 0
0- 0	0- 0		0- 0		AWAY		0- 0		0- 0	0- 0
0- 0	0- 0		0- 0		NEUTRAL		0- 0		0- 0	0- 0

[illegible]

Non-Div I Games:

Kansas St.

Loss, Non-Conf, S Site, H Home A Away N Neutral

Average RPI Win:	282	WON-LOST	WINNING	LAST 10	STRENGTH OF	OPP. STRENGTH	TEAM	ADJ.	CONF.	ADJ CONF.
Average RPI Loss:	126	RECORD	PCT. RANK	GAMES	SCHEDULE	OF SCHEDULE	RPI	RPI	RPI	RPI
DIV. I ONLY	5- 4	143	5-4	312	175	210	210	17	17	
DIV. I NON-CONF.	5- 4	143	5-4	312	176	209	209	17	17	
TOTALS	RPI 1-25	RPI 26-50	W-L RECORDS	RPI 51-100	RPI 101-150	RPI 150+				
5- 4	0- 0	0- 1	OVERALL	0- 1	0- 0	5- 2				
2- 1	0- 0	0- 1	HOME	0- 0	0- 0	2- 0				
2- 3	0- 0	0- 0	AWAY	0- 1	0- 0	2- 2				
1- 0	0- 0	0- 0	NEUTRAL	0- 0	0- 0	1- 0				
5- 4	0- 0	0- 1	NON-CONFERENCE	0- 1	0- 0	5- 2				
2- 1	0- 0	0- 1	HOME	0- 0	0- 0	2- 0				
2- 3	0- 0	0- 0	AWAY	0- 1	0- 0	2- 2				
1- 0	0- 0	0- 0	NEUTRAL	0- 0	0- 0	1- 0				
0- 0	0- 0	0- 0	CONFERENCE	0- 0	0- 0	0- 0				
0- 0	0- 0	0- 0	HOME	0- 0	0- 0	0- 0				
0- 0	0- 0	0- 0	AWAY	0- 0	0- 0	0- 0				
0- 0	0- 0	0- 0	NEUTRAL	0- 0	0- 0	0- 0				

RPI S	Opponent	Score	RPI S	Opponent	Score	RPI S	Opponent	Score	RPI S	Opponent	Score	Team's RPI: 210
			31 H	Georgia Tech	47 63	53 A	Georgia	65 80	186 A	Campbell	51 63	
									188 H	Samford	60 55	
									234 A	Navy	62 82	
									285 A	Ga. Southern	95 69	
									300 A	UNCW	58 56	
									307 H	Mercer	92 64	
									332 N	UMBC	59 44	
LAST 10 Division I												
285 A	Ga. Southern	95 69	31 H	Georgia Tech	47 63	332 N	UMBC	59 44	234 A	Navy	62 82	
307 H	Mercer	92 64				186 A	Campbell	51 63	300 A	UNCW	58 56	
188 H	Samford	60 55										
53 A	Georgia	65 80										

Non-Div I Games:

Kennesaw St.

Loss, Non-Conf, S Site, H Home A Away N Neutral

Average RPI Win:	218	WON-LOST	WINNING	LAST 10	STRENGTH OF	OPP. STRENGTH	TEAM	ADJ.	CONF.	ADJ CONF.
Average RPI Loss:	25	RECORD	PCT. RANK	GAMES	SCHEDULE	OF SCHEDULE	RPI	RPI	RPI	RPI
DIV. I ONLY	6- 3	89	6-3	102	106	70	70	11	11	
DIV. I NON-CONF.	6- 3	88	6-3	102	107	69	69	11	11	
TOTALS	RPI 1-25	RPI 26-50	W-L RECORDS	RPI 51-100	RPI 101-150	RPI 150+				
6- 3	0- 2	0- 1	OVERALL	0- 0	2- 0	4- 0				
2- 1	0- 1	0- 0	HOME	0- 0	1- 0	1- 0				
2- 1	0- 1	0- 0	AWAY	0- 0	1- 0	1- 0				
2- 1	0- 0	0- 1	NEUTRAL	0- 0	0- 0	2- 0				
6- 3	0- 2	0- 1	NON-CONFERENCE	0- 0	2- 0	4- 0				
2- 1	0- 1	0- 0	HOME	0- 0	1- 0	1- 0				
2- 1	0- 1	0- 0	AWAY	0- 0	1- 0	1- 0				
2- 1	0- 0	0- 1	NEUTRAL	0- 0	0- 0	2- 0				
0- 0	0- 0	0- 0	CONFERENCE	0- 0	0- 0	0- 0				
0- 0	0- 0	0- 0	HOME	0- 0	0- 0	0- 0				
0- 0	0- 0	0- 0	AWAY	0- 0	0- 0	0- 0				
0- 0	0- 0	0- 0	NEUTRAL	0- 0	0- 0	0- 0				

RPI 1-25				RPI 26-50				RPI 51-100				RPI 101+			
RPI	S	Opponent	Score	RPI	S	Opponent	Score	RPI	S	Opponent	Score	RPI	S	Opponent	Score
15	A	Purdue	64 77	39	N	Michigan	53 88					109	A	Duquesne	77 75
21	H	Ohio St.	65 75									150	H	Robert Morris	82 81
												151	A	Youngstown St.	82 73
												285	N	Ga. Southern	62 48
												287	H	St. Bonaventure	81 58
												323	N	Purdue Fort Wayne	75 67
LAST 10 Division I															
285	N	Ga. Southern	62 48	15	A	Purdue	64 77	287	H	St. Bonaventure	81 58	150	H	Robert Morris	82 81
39	N	Michigan	53 88	21	H	Ohio St.	65 75	323	N	Purdue Fort Wayne	75 67				

Non-Div I Games:

Kent St.

Average RPI Win:	183	WON-LOST	WINNING	LAST 10	STRENGTH OF	OPP. STRENGTH	TEAM	ADJ.	CONF.	ADJ CONF.
Average RPI Loss:	4	RECORD	PCT. RANK	GAMES	SCHEDULE	OF SCHEDULE	RPI	RPI	RPI	RPI
DIV. I ONLY	10- 1	14	9-1	199	40	47	47	4	4	
DIV. I NON-CONF.	10- 1	14	9-1	200	41	48	48	4	4	
TOTALS	RPI 1-25	RPI 26-50	W-L RECORDS	RPI 51-100	RPI 101-150	RPI 150+				
10- 1	1- 1	1- 0	OVERALL	2- 0	0- 0	6- 0				
8- 1	0- 1	1- 0	HOME	1- 0	0- 0	6- 0				
2- 0	1- 0	0- 0	AWAY	1- 0	0- 0	0- 0				
0- 0	0- 0	0- 0	NEUTRAL	0- 0	0- 0	0- 0				
10- 1	1- 1	1- 0	NON-CONFERENCE	2- 0	0- 0	6- 0				
8- 1	0- 1	1- 0	HOME	1- 0	0- 0	6- 0				
2- 0	1- 0	0- 0	AWAY	1- 0	0- 0	0- 0				
0- 0	0- 0	0- 0	NEUTRAL	0- 0	0- 0	0- 0				
0- 0	0- 0	0- 0	CONFERENCE	0- 0	0- 0	0- 0				
0- 0	0- 0	0- 0	HOME	0- 0	0- 0	0- 0				
0- 0	0- 0	0- 0	AWAY	0- 0	0- 0	0- 0				
0- 0	0- 0	0- 0	NEUTRAL	0- 0	0- 0	0- 0				

RPI S	Opponent	Score	RPI S	Opponent	Score	Team's RPI: 47	RPI S	Opponent	Score	RPI S	Opponent	Score
4	H Louisville	66 67	40	H Charlotte	86 39		73	H Austin Peay	81 52	188	H Samford	79 49
22	A Virginia	50 47					82	A Middle Tenn.	67 52	214	H Stetson	67 48
										289	H Mt. St. Mary's	67 44
										295	H Morehead St.	79 54
										305	H Grambling	81 35
										320	H Winthrop	91 36
LAST 10 Division I												
4	H Louisville	66 67	188	H Samford	79 49		40	H Charlotte	86 39			
320	H Winthrop	91 36					73	H Austin Peay	81 52			
22	A Virginia	50 47					305	H Grambling	81 35			
214	H Stetson	67 48					295	H Morehead St.	79 54			
82	A Middle Tenn.	67 52										

Non-Div I Games:

Kentucky

Average RPI Win:	330	WON-LOST	WINNING	LAST 10	STRENGTH OF	OPP. STRENGTH	TEAM	ADJ.	CONF.	ADJ CONF.
Average RPI Loss:	209	RECORD	PCT. RANK	GAMES	SCHEDULE	OF SCHEDULE	RPI	RPI	RPI	RPI
DIV. I ONLY	1- 8	322	1-8	217	350	336	336	29	29	
DIV. I NON-CONF.	1- 8	321	1-8	218	350	336	336	29	29	
TOTALS	RPI 1-25	RPI 26-50	W-L RECORDS	RPI 51-100	RPI 101-150	RPI 150+				
1- 8	0- 0	0- 0	OVERALL	0- 0	0- 2	1- 6				
1- 4	0- 0	0- 0	HOME	0- 0	0- 1	1- 3				
0- 4	0- 0	0- 0	AWAY	0- 0	0- 1	0- 3				
0- 0	0- 0	0- 0	NEUTRAL	0- 0	0- 0	0- 0				
1- 8	0- 0	0- 0	NON-CONFERENCE	0- 0	0- 2	1- 6				
1- 4	0- 0	0- 0	HOME	0- 0	0- 1	1- 3				
0- 4	0- 0	0- 0	AWAY	0- 0	0- 1	0- 3				
0- 0	0- 0	0- 0	NEUTRAL	0- 0	0- 0	0- 0				
0- 0	0- 0	0- 0	CONFERENCE	0- 0	0- 0	0- 0				
0- 0	0- 0	0- 0	HOME	0- 0	0- 0	0- 0				
0- 0	0- 0	0- 0	AWAY	0- 0	0- 0	0- 0				
0- 0	0- 0	0- 0	NEUTRAL	0- 0	0- 0	0- 0				

RPI 1-25				RPI 26-50				RPI 51-100				RPI 101+				Team's RPI: 336	
RPI	S	Opponent	Score	RPI	S	Opponent	Score	RPI	S	Opponent	Score	RPI	S	Opponent	Score		
												111	H	Stony Brook	49	80	
												124	A	Rhode Island	56	79	
												153	H	Cleveland St.	49	79	
												219	H	Fairfield	51	53	
												235	A	Lafayette	60	65	
												248	A	UMass Lowell	56	65	
												267	A	Army West Point	60	67	
												317	H	Saint Peter's	74	89	
												330	H	Hofstra	85	46	
LAST 10 Division I																	
				248	A	UMass Lowell	56	65		330	H	Hofstra	85	46			
				267	A	Army West Point	60	67		111	H	Stony Brook	49	80			
				124	A	Rhode Island	56	79		235	A	Lafayette	60	65			
				317	H	Saint Peter's	74	89		153	H	Cleveland St.	49	79			
										219	H	Fairfield	51	53			

Non-Div I Games:

LIU Brooklyn

■ Loss,
 ■ Non-Conf,
 ■ S Site,
 ■ H Home
 ■ A Away
 N Neutral

Average RPI Win:	185	WON-LOST	WINNING	LAST 10	STRENGTH OF	OPP. STRENGTH	TEAM	ADJ.	CONF.	ADJ CONF.
Average RPI Loss:	162	RECORD	PCT. RANK	GAMES	SCHEDULE	OF SCHEDULE	RPI	RPI	RPI	RPI
DIV. I ONLY	3- 8	264	3-7	239	114	274	274	12	12	
DIV. I NON-CONF.	3- 8	265	3-7	241	113	277	277	12	12	
TOTALS	RPI 1-25	RPI 26-50	W-L RECORDS	RPI 51-100	RPI 101-150	RPI 150+				
3- 8	0- 1	0- 0	OVERALL	0- 2	1- 0	2- 5				
1- 4	0- 0	0- 0	HOME	0- 1	0- 0	1- 3				
2- 3	0- 1	0- 0	AWAY	0- 0	1- 0	1- 2				
0- 1	0- 0	0- 0	NEUTRAL	0- 1	0- 0	0- 0				
3- 8	0- 1	0- 0	NON-CONFERENCE	0- 2	1- 0	2- 5				
1- 4	0- 0	0- 0	HOME	0- 1	0- 0	1- 3				
2- 3	0- 1	0- 0	AWAY	0- 0	1- 0	1- 2				
0- 1	0- 0	0- 0	NEUTRAL	0- 1	0- 0	0- 0				
0- 0	0- 0	0- 0	CONFERENCE	0- 0	0- 0	0- 0				
0- 0	0- 0	0- 0	HOME	0- 0	0- 0	0- 0				
0- 0	0- 0	0- 0	AWAY	0- 0	0- 0	0- 0				
0- 0	0- 0	0- 0	NEUTRAL	0- 0	0- 0	0- 0				

RPI	S	Opponent	Score	RPI	S	Opponent	Score	RPI	S	Opponent	Score	RPI	S	Opponent	Score	Team's RPI: 274
17	A	UCLA	52 74					72	H	Yale	65 81	148	A	New Mexico	73 72	
								92	N	Ball St.	72 77	156	H	Hawaii	65 51	
												187	A	UC Irvine	65 80	
												199	H	Cal St. Fullerton	74 79	
												228	H	Georgetown	53 64	
												238	H	CSUN	54 56	
												250	A	Long Beach St.	70 57	
												265	A	Tulsa	56 75	
LAST 10 Division I																
148	A	New Mexico	73 72	72	H	Yale	65 81	228	H	Georgetown	53 64	265	A	Tulsa	56 75	
92	N	Ball St.	72 77	250	A	Long Beach St.	70 57	187	A	UC Irvine	65 80					
238	H	CSUN	54 56													
199	H	Cal St. Fullerton	74 79													
156	H	Hawaii	65 51													

Non-Div I Games: Cal St. San B'dino 94 46

LMU (CA)

■ Loss,
 ■ Non-Conf,
 ■ S Site,
 ■ H Home
 ■ A Away
 N Neutral

Average RPI Win:	161	WON-LOST	WINNING	LAST 10	STRENGTH OF	OPP. STRENGTH	TEAM	ADJ.	CONF.	ADJ CONF.
Average RPI Loss:	23	RECORD	PCT. RANK	GAMES	SCHEDULE	OF SCHEDULE	RPI	RPI	RPI	RPI
DIV. I ONLY	9- 2	40	8-2	59	57	24	24	4	4	
DIV. I NON-CONF.	9- 2	40	8-2	60	57	24	24	4	4	
TOTALS	RPI 1-25	RPI 26-50	W-L RECORDS	RPI 51-100	RPI 101-150	RPI 150+				
9- 2	0- 1	2- 1	OVERALL	0- 0	2- 0	5- 0				
4- 1	0- 1	1- 0	HOME	0- 0	0- 0	3- 0				
3- 1	0- 0	1- 1	AWAY	0- 0	0- 0	2- 0				
2- 0	0- 0	0- 0	NEUTRAL	0- 0	2- 0	0- 0				
9- 2	0- 1	2- 1	NON-CONFERENCE	0- 0	2- 0	5- 0				
4- 1	0- 1	1- 0	HOME	0- 0	0- 0	3- 0				
3- 1	0- 0	1- 1	AWAY	0- 0	0- 0	2- 0				
2- 0	0- 0	0- 0	NEUTRAL	0- 0	2- 0	0- 0				
0- 0	0- 0	0- 0	CONFERENCE	0- 0	0- 0	0- 0				
0- 0	0- 0	0- 0	HOME	0- 0	0- 0	0- 0				
0- 0	0- 0	0- 0	AWAY	0- 0	0- 0	0- 0				
0- 0	0- 0	0- 0	NEUTRAL	0- 0	0- 0	0- 0				

RPI 1-25				Team's RPI: 24		RPI 26-50				RPI 51-100				RPI 101+					
RPI	S	Opponent	Score		RPI	S	Opponent	Score		RPI	S	Opponent	Score		RPI	S	Opponent	Score	
14	H	Florida St.	62	70	32	A	Oklahoma	68	90						104	N	Michigan St.	58	56
					35	H	Rutgers	64	58						122	N	Memphis	89	58
					46	A	FGCU	74	63						155	H	New Orleans	83	49
															173	A	Tulane	59	54
															241	A	Little Rock	65	50
															279	H	Nicholls St.	63	32
															292	H	Southeastern La.	62	52
LAST 10 Division I																			
					46	A	FGCU	74	63	122	N	Memphis	89	58					
					32	A	Oklahoma	68	90	104	N	Michigan St.	58	56					
					279	H	Nicholls St.	63	32	35	H	Rutgers	64	58					
					241	A	Little Rock	65	50	292	H	Southeastern La.	62	52					
					14	H	Florida St.	62	70	173	A	Tulane	59	54					

Non-Div I Games:

LSU

Average RPI Win:	239	WON-LOST	WINNING	LAST 10	STRENGTH OF	OPP. STRENGTH	TEAM	ADJ.	CONF.	ADJ CONF.
Average RPI Loss:	131	RECORD	PCT. RANK	GAMES	SCHEDULE	OF SCHEDULE	RPI	RPI	RPI	RPI
DIV. I ONLY	6- 5	157	5-5	144	295	144	144	10	10	
DIV. I NON-CONF.	6- 5	158	5-5	145	293	145	145	10	10	
TOTALS	RPI 1-25	RPI 26-50	W-L RECORDS	RPI 51-100	RPI 101-150	RPI 150+				
6- 5	0- 0	0- 0	OVERALL	0- 1	1- 3	5- 1				
2- 2	0- 0	0- 0	HOME	0- 0	1- 2	1- 0				
3- 3	0- 0	0- 0	AWAY	0- 1	0- 1	3- 1				
1- 0	0- 0	0- 0	NEUTRAL	0- 0	0- 0	1- 0				
6- 5	0- 0	0- 0	NON-CONFERENCE	0- 1	1- 3	5- 1				
2- 2	0- 0	0- 0	HOME	0- 0	1- 2	1- 0				
3- 3	0- 0	0- 0	AWAY	0- 1	0- 1	3- 1				
1- 0	0- 0	0- 0	NEUTRAL	0- 0	0- 0	1- 0				
0- 0	0- 0	0- 0	CONFERENCE	0- 0	0- 0	0- 0				
0- 0	0- 0	0- 0	HOME	0- 0	0- 0	0- 0				
0- 0	0- 0	0- 0	AWAY	0- 0	0- 0	0- 0				
0- 0	0- 0	0- 0	NEUTRAL	0- 0	0- 0	0- 0				

RPI 1-25				RPI 26-50				RPI 51-100				RPI 101+				Team's RPI: 144	
RPI	S	Opponent	Score	RPI	S	Opponent	Score	RPI	S	Opponent	Score	RPI	S	Opponent	Score		
								62	A	Drexel	31	69	101	H	Penn	49	65
												107	A	Rider	43	70	
												129	H	Harvard	75	69	
												150	H	Robert Morris	68	71	
												204	A	Howard	78	62	
												213	A	Norfolk St.	55	52	
												227	A	Penn St.	69	67	
												234	A	Navy	46	61	
												327	H	Coppin St.	79	46	
												332	N	UMBC	74	58	
LAST 10 Division I																	
				62	A	Drexel	31	69				234	A	Navy	46	61	
				107	A	Rider	43	70				332	N	UMBC	74	58	
				101	H	Penn	49	65				327	H	Coppin St.	79	46	
				129	H	Harvard	75	69				213	A	Norfolk St.	55	52	
				150	H	Robert Morris	68	71				227	A	Penn St.	69	67	

Non-Div I Games:

La Salle

■ Loss,
 ■ Non-Conf,
 ■ S Site,
 ■ H Home
 ■ A Away
 N Neutral

Average RPI Win: 344		WON-LOST	WINNING	LAST 10	STRENGTH OF	OPP. STRENGTH	TEAM	ADJ.	CONF.	ADJ CONF.
Average RPI Loss: 260		RECORD	PCT. RANK	GAMES	SCHEDULE	OF SCHEDULE	RPI	RPI	RPI	RPI
DIV. I ONLY		1- 7	318	1-7	350	312	351	351	25	25
DIV. I NON-CONF.		1- 7	318	1-7	350	310	351	351	25	25
TOTALS	RPI 1-25		RPI 26-50		W-L RECORDS	RPI 51-100	RPI 101-150		RPI 150+	
1- 7	0- 0		0- 0		OVERALL	0- 0	0- 0		1- 7	
1- 3	0- 0		0- 0		HOME	0- 0	0- 0		1- 3	
0- 4	0- 0		0- 0		AWAY	0- 0	0- 0		0- 4	
0- 0	0- 0		0- 0		NEUTRAL	0- 0	0- 0		0- 0	
1- 7	0- 0		0- 0		NON-CONFERENCE	0- 0	0- 0		1- 7	
1- 3	0- 0		0- 0		HOME	0- 0	0- 0		1- 3	
0- 4	0- 0		0- 0		AWAY	0- 0	0- 0		0- 4	
0- 0	0- 0		0- 0		NEUTRAL	0- 0	0- 0		0- 0	
0- 0	0- 0		0- 0		CONFERENCE	0- 0	0- 0		0- 0	
0- 0	0- 0		0- 0		HOME	0- 0	0- 0		0- 0	
0- 0	0- 0		0- 0		AWAY	0- 0	0- 0		0- 0	
0- 0	0- 0		0- 0		NEUTRAL	0- 0	0- 0		0- 0	

RPI 1-25				RPI 26-50				RPI 51-100				RPI 101+				Team's RPI: 351	
RPI	S	Opponent	Score	RPI	S	Opponent	Score	RPI	S	Opponent	Score	RPI	S	Opponent	Score		
												198	H	Southern Miss.	42	57	
												209	H	Houston Baptist	65	72	
												242	A	Tennessee Tech	68	75	
												279	A	Nicholls St.	59	74	
												288	A	Ole Miss	42	66	
												292	H	Southeastern La.	52	65	
												310	A	McNeese	69	72	
												344	H	Northwestern St.	63	54	
LAST 10 Division I																	
				279	A	Nicholls St.	59	74	292	H	Southeastern La.	52	65				
				209	H	Houston Baptist	65	72	344	H	Northwestern St.	63	54				
				310	A	McNeese	69	72	198	H	Southern Miss.	42	57				
									242	A	Tennessee Tech	68	75				
									288	A	Ole Miss	42	66				

Non-Div I Games:	Louisiana Col.	84	40
------------------	----------------	----	----

La.-Monroe

■ Loss, ■ Non-Conf, S Site, H Home A Away N Neutral

Lafayette

Through Games Of Dec. 19, 2019

Average RPI Win:	309	WON-LOST	WINNING	LAST 10	STRENGTH OF	OPP. STRENGTH	TEAM	ADJ.	CONF.	ADJ CONF.
Average RPI Loss:	112	RECORD	PCT. RANK	GAMES	SCHEDULE	OF SCHEDULE	RPI	RPI	RPI	RPI
DIV. I ONLY	4- 4	164	4-4	262	287	235	235	13	13	
DIV. I NON-CONF.	4- 4	163	4-4	262	287	234	234	13	13	
TOTALS	RPI 1-25	RPI 26-50	W-L RECORDS	RPI 51-100	RPI 101-150	RPI 150+				
4- 4	0- 0	0- 0	OVERALL	0- 1	0- 2	4- 1				
3- 1	0- 0	0- 0	HOME	0- 0	0- 1	3- 0				
1- 3	0- 0	0- 0	AWAY	0- 1	0- 1	1- 1				
0- 0	0- 0	0- 0	NEUTRAL	0- 0	0- 0	0- 0				
4- 4	0- 0	0- 0	NON-CONFERENCE	0- 1	0- 2	4- 1				
3- 1	0- 0	0- 0	HOME	0- 0	0- 1	3- 0				
1- 3	0- 0	0- 0	AWAY	0- 1	0- 1	1- 1				
0- 0	0- 0	0- 0	NEUTRAL	0- 0	0- 0	0- 0				
0- 0	0- 0	0- 0	CONFERENCE	0- 0	0- 0	0- 0				
0- 0	0- 0	0- 0	HOME	0- 0	0- 0	0- 0				
0- 0	0- 0	0- 0	AWAY	0- 0	0- 0	0- 0				
0- 0	0- 0	0- 0	NEUTRAL	0- 0	0- 0	0- 0				

RPI 1-25				RPI 26-50				RPI 51-100				RPI 101+				Team's RPI: 235	
RPI	S	Opponent	Score	RPI	S	Opponent	Score	RPI	S	Opponent	Score	RPI	S	Opponent	Score		
								71	A	St. John's (NY)	44	76	105	A	Binghamton	64	74
													109	H	Duquesne	65	73
													163	A	Monmouth	44	52
													247	H	Manhattan	60	53
													313	A	Albany (NY)	54	47
													336	H	LIU Brooklyn	65	60
													341	H	Fairleigh Dickinson	61	29
LAST 10 Division I																	
				163	A	Monmouth	44	52	71	A	St. John's (NY)	44	76				
				247	H	Manhattan	60	53	105	A	Binghamton	64	74				
				313	A	Albany (NY)	54	47	341	H	Fairleigh Dickinson	61	29				
				336	H	LIU Brooklyn	65	60									
				109	H	Duquesne	65	73									

Non-Div I Games:

Lafayette

■ Loss,
 ■ Non-Conf,
 ■ S Site,
 ■ H Home
 ■ A Away
 N Neutral

Lamar University

Through Games Of Dec. 19, 2019

Average RPI Win:	219	WON-LOST	WINNING	LAST 10	STRENGTH OF	OPP. STRENGTH	TEAM	ADJ.	CONF.	ADJ CONF.
Average RPI Loss:	124	RECORD	PCT. RANK	GAMES	SCHEDULE	OF SCHEDULE	RPI	RPI	RPI	RPI
DIV. I ONLY	3- 5	221	3-5	60	250	149	149	26	26	
DIV. I NON-CONF.	2- 5	258	2-5	31	239	170	170	26	26	
TOTALS	RPI 1-25	RPI 26-50	W-L RECORDS	RPI 51-100	RPI 101-150	RPI 150+				
3- 5	0- 0	0- 2	OVERALL	0- 1	1- 0	2- 2				
1- 1	0- 0	0- 0	HOME	0- 0	0- 0	1- 1				
1- 4	0- 0	0- 2	AWAY	0- 1	0- 0	1- 1				
1- 0	0- 0	0- 0	NEUTRAL	0- 0	1- 0	0- 0				
2- 5	0- 0	0- 2	NON-CONFERENCE	0- 1	1- 0	1- 2				
1- 1	0- 0	0- 0	HOME	0- 0	0- 0	1- 1				
0- 4	0- 0	0- 2	AWAY	0- 1	0- 0	0- 1				
1- 0	0- 0	0- 0	NEUTRAL	0- 0	1- 0	0- 0				
1- 0	0- 0	0- 0	CONFERENCE	0- 0	0- 0	1- 0				
0- 0	0- 0	0- 0	HOME	0- 0	0- 0	0- 0				
1- 0	0- 0	0- 0	AWAY	0- 0	0- 0	1- 0				
0- 0	0- 0	0- 0	NEUTRAL	0- 0	0- 0	0- 0				

RPI 1-25				RPI 26-50				RPI 51-100				RPI 101+				Team's RPI: 149	
RPI	S	Opponent	Score	RPI	S	Opponent	Score	RPI	S	Opponent	Score	RPI	S	Opponent	Score		
				28	A	NC State	40 81	56	A	Oklahoma St.	53 74	116	N	Idaho	47 44		
				30	A	Baylor	28 90					211	H	Louisiana	63 74		
												249	H	Denver	71 59		
												292	A	Southeastern La.	65 57		
												293	A	Cal Poly	56 57		
LAST 10 Division I																	
				293	A	Cal Poly	56 57	292	A	Southeastern La.	65 57						
				116	N	Idaho	47 44	249	H	Denver	71 59						
				211	H	Louisiana	63 74	56	A	Oklahoma St.	53 74						
				30	A	Baylor	28 90										
				28	A	NC State	40 81										

Non-Div I Games: Howard Payne 96 36 LeTourneau 90 38

Lamar University

Loss, Non-Conf, S Site, H Home A Away N Neutral

Average RPI Win: 191	WON-LOST	WINNING	LAST 10	STRENGTH OF	OPP. STRENGTH	TEAM	ADJ.	CONF.	ADJ CONF.
Average RPI Loss: 126	RECORD	PCT. RANK	GAMES	SCHEDULE	OF SCHEDULE	RPI	RPI	RPI	RPI
DIV. I ONLY	6- 2	64	6-2	257	84	106	106	13	13
DIV. I NON-CONF.	6- 2	63	6-2	258	83	107	107	13	13
TOTALS	RPI 1-25	RPI 26-50	W-L RECORDS	RPI 51-100	RPI 101-150	RPI 150+			
6- 2	0- 0	0- 0	OVERALL	2- 1	1- 0	3- 1			
3- 0	0- 0	0- 0	HOME	2- 0	0- 0	1- 0			
3- 0	0- 0	0- 0	AWAY	0- 0	1- 0	2- 0			
0- 2	0- 0	0- 0	NEUTRAL	0- 1	0- 0	0- 1			
6- 2	0- 0	0- 0	NON-CONFERENCE	2- 1	1- 0	3- 1			
3- 0	0- 0	0- 0	HOME	2- 0	0- 0	1- 0			
3- 0	0- 0	0- 0	AWAY	0- 0	1- 0	2- 0			
0- 2	0- 0	0- 0	NEUTRAL	0- 1	0- 0	0- 1			
0- 0	0- 0	0- 0	CONFERENCE	0- 0	0- 0	0- 0			
0- 0	0- 0	0- 0	HOME	0- 0	0- 0	0- 0			
0- 0	0- 0	0- 0	AWAY	0- 0	0- 0	0- 0			
0- 0	0- 0	0- 0	NEUTRAL	0- 0	0- 0	0- 0			

RPI 1-25			RPI 26-50			RPI 51-100			RPI 101+			Team's RPI: 106
RPI	S	Opponent	Score	RPI	S	Opponent	Score	RPI	S	Opponent	Score	
						68 H Seton Hall	75 68	127 A Merrimack		72 68		
						90 H George Washington	59 53	159 N Fordham		57 59		
						92 N Ball St.	52 54	233 A Delaware St.		68 38		
								289 A Mt. St. Mary's		66 65		
								338 H Central Conn. St.		70 51		
LAST 10 Division I												
338 H Central Conn. St.		70 51	289 A Mt. St. Mary's		66 65							
90 H George Washington		59 53	159 N Fordham		57 59							
127 A Merrimack		72 68	92 N Ball St.		52 54							
233 A Delaware St.		68 38	68 H Seton Hall		75 68							

Non-Div I Games: Bloomsburg 91 43

Lehigh

■ Loss,
 ■ Non-Conf, S Site,
 ■ Home
 ■ Away
 N Neutral

Liberty

Through Games Of Dec. 19, 2019

Average RPI Win:	207	WON-LOST	WINNING	LAST 10	STRENGTH OF	OPP. STRENGTH	TEAM	ADJ.	CONF.	ADJ CONF.
Average RPI Loss:	122	RECORD	PCT. RANK	GAMES	SCHEDULE	OF SCHEDULE	RPI	RPI	RPI	RPI
DIV. I ONLY	5- 6	187	4-6	173	119	172	172	17	17	
DIV. I NON-CONF.	5- 6	187	4-6	176	119	171	171	17	17	
TOTALS	RPI 1-25	RPI 26-50	W-L RECORDS	RPI 51-100	RPI 101-150	RPI 150+				
5- 6	0- 1	0- 1	OVERALL	0- 1	1- 1	4- 2				
1- 3	0- 0	0- 0	HOME	0- 0	0- 1	1- 2				
3- 2	0- 0	0- 1	AWAY	0- 1	0- 0	3- 0				
1- 1	0- 1	0- 0	NEUTRAL	0- 0	1- 0	0- 0				
5- 6	0- 1	0- 1	NON-CONFERENCE	0- 1	1- 1	4- 2				
1- 3	0- 0	0- 0	HOME	0- 0	0- 1	1- 2				
3- 2	0- 0	0- 1	AWAY	0- 1	0- 0	3- 0				
1- 1	0- 1	0- 0	NEUTRAL	0- 0	1- 0	0- 0				
0- 0	0- 0	0- 0	CONFERENCE	0- 0	0- 0	0- 0				
0- 0	0- 0	0- 0	HOME	0- 0	0- 0	0- 0				
0- 0	0- 0	0- 0	AWAY	0- 0	0- 0	0- 0				
0- 0	0- 0	0- 0	NEUTRAL	0- 0	0- 0	0- 0				

RPI 1-25			RPI 26-50			RPI 51-100			RPI 101+			Team's RPI: 172
RPI	S	Opponent	Score	RPI	S	Opponent	Score	RPI	S	Opponent	Score	
5	N	Oregon St.	55 68	29	A	Virginia Tech	69 73	65	A	James Madison	53 76	125 H UNC Greensboro 53 58
												132 N Miami (OH) 65 53
												201 A Saint Francis (PA) 71 52
												213 A Norfolk St. 67 48
												218 A Hampton 83 59
												246 H Chattanooga 54 71
												264 H ETSU 62 63
												272 H East Carolina 81 66
LAST 10 Division I												
201	A	Saint Francis (PA)	71 52	218	A	Hampton	83 59					
125	H	UNC Greensboro	53 58	272	H	East Carolina	81 66					
29	A	Virginia Tech	69 73	5	N	Oregon St.	55 68					
246	H	Chattanooga	54 71	132	N	Miami (OH)	65 53					
264	H	ETSU	62 63	65	A	James Madison	53 76					

Non-Div I Games:

Liberty

Loss, Non-Conf, S Site, H Home A Away N Neutral

Average RPI Win:	282	WON-LOST	WINNING	LAST 10	STRENGTH OF	OPP. STRENGTH	TEAM	ADJ.	CONF.	ADJ CONF.
Average RPI Loss:	152	RECORD	PCT. RANK	GAMES	SCHEDULE	OF SCHEDULE	RPI	RPI	RPI	RPI
DIV. I ONLY	2- 9	307	2-8	246	245	311	311	17	17	
DIV. I NON-CONF.	2- 9	307	2-8	247	246	312	312	17	17	
TOTALS	RPI 1-25	RPI 26-50	W-L RECORDS	RPI 51-100	RPI 101-150	RPI 150+				
2- 9	0- 0	0- 0	OVERALL	0- 2	0- 5	2- 2				
1- 3	0- 0	0- 0	HOME	0- 0	0- 2	1- 1				
1- 4	0- 0	0- 0	AWAY	0- 1	0- 2	1- 1				
0- 2	0- 0	0- 0	NEUTRAL	0- 1	0- 1	0- 0				
2- 9	0- 0	0- 0	NON-CONFERENCE	0- 2	0- 5	2- 2				
1- 3	0- 0	0- 0	HOME	0- 0	0- 2	1- 1				
1- 4	0- 0	0- 0	AWAY	0- 1	0- 2	1- 1				
0- 2	0- 0	0- 0	NEUTRAL	0- 1	0- 1	0- 0				
0- 0	0- 0	0- 0	CONFERENCE	0- 0	0- 0	0- 0				
0- 0	0- 0	0- 0	HOME	0- 0	0- 0	0- 0				
0- 0	0- 0	0- 0	AWAY	0- 0	0- 0	0- 0				
0- 0	0- 0	0- 0	NEUTRAL	0- 0	0- 0	0- 0				

RPI 1-25			RPI 26-50			RPI 51-100			RPI 101+			Team's RPI: 311
RPI	S	Opponent	Score	RPI	S	Opponent	Score	RPI	S	Opponent	Score	
						78 N Marist	63 74	107 N Rider		76 81		
						82 A Middle Tenn.	49 70	112 H Belmont		68 69		
								117 H Murray St.		57 67		
								126 A Dayton		60 82		
								146 A UT Martin		67 83		
								232 H Northern Ky.		71 69		
								257 H Eastern Ill.		56 66		
								331 A Tennessee St.		74 64		
								342 A Jacksonville St.		63 65		
LAST 10 Division I												
146 A		UT Martin	67 83	112 H		Belmont	68 69					
107 N		Rider	76 81	331 A		Tennessee St.	74 64					
117 H		Murray St.	57 67	82 A		Middle Tenn.	49 70					
232 H		Northern Ky.	71 69	257 H		Eastern Ill.	56 66					
342 A		Jacksonville St.	63 65	78 N		Marist	63 74					

Non-Div I Games:

Lipscomb

Little Rock

Through Games Of Dec. 19, 2019

Average RPI Win:	278	WON-LOST	WINNING	LAST 10	STRENGTH OF	OPP. STRENGTH	TEAM	ADJ.	CONF.	ADJ CONF.
Average RPI Loss:	112	RECORD	PCT. RANK	GAMES	SCHEDULE	OF SCHEDULE	RPI	RPI	RPI	RPI
DIV. I ONLY	2- 7	285	2-7	48	236	241	241	25	25	
DIV. I NON-CONF.	2- 7	284	2-7	49	240	241	241	25	25	
TOTALS	RPI 1-25	RPI 26-50	W-L RECORDS	RPI 51-100	RPI 101-150	RPI 150+				
2- 7	0- 2	0- 1	OVERALL	0- 0	0- 2	2- 2				
2- 3	0- 1	0- 0	HOME	0- 0	0- 1	2- 1				
0- 4	0- 1	0- 1	AWAY	0- 0	0- 1	0- 1				
0- 0	0- 0	0- 0	NEUTRAL	0- 0	0- 0	0- 0				
2- 7	0- 2	0- 1	NON-CONFERENCE	0- 0	0- 2	2- 2				
2- 3	0- 1	0- 0	HOME	0- 0	0- 1	2- 1				
0- 4	0- 1	0- 1	AWAY	0- 0	0- 1	0- 1				
0- 0	0- 0	0- 0	NEUTRAL	0- 0	0- 0	0- 0				
0- 0	0- 0	0- 0	CONFERENCE	0- 0	0- 0	0- 0				
0- 0	0- 0	0- 0	HOME	0- 0	0- 0	0- 0				
0- 0	0- 0	0- 0	AWAY	0- 0	0- 0	0- 0				
0- 0	0- 0	0- 0	NEUTRAL	0- 0	0- 0	0- 0				

RPI 1-25				RPI 26-50				RPI 51-100				RPI 101+ Team's RPI: 241			
RPI	S	Opponent	Score	RPI	S	Opponent	Score	RPI	S	Opponent	Score	RPI	S	Opponent	Score
13	A	Texas A&M	35 78	38	A	Western Ky.	58 77					122	H	Memphis	50 68
24	H	LSU	50 65									137	A	Fla. Atlantic	72 79
												220	A	Rice	40 66
												231	H	Louisiana Tech	38 43
												265	H	Tulsa	63 51
												291	H	Central Ark.	63 48
LAST 10 Division I															
122	H	Memphis	50 68	265	H	Tulsa	63 51								
24	H	LSU	50 65	231	H	Louisiana Tech	38 43								
220	A	Rice	40 66	38	A	Western Ky.	58 77								
13	A	Texas A&M	35 78	137	A	Fla. Atlantic	72 79								
				291	H	Central Ark.	63 48								

Non-Div I Games:

Little Rock

Loss, Non-Conf, S Site, H Home A Away N Neutral

Average RPI Win:	224	WON-LOST	WINNING	LAST 10	STRENGTH OF	OPP. STRENGTH	TEAM	ADJ.	CONF.	ADJ CONF.
Average RPI Loss:	165	RECORD	PCT. RANK	GAMES	SCHEDULE	OF SCHEDULE	RPI	RPI	RPI	RPI
DIV. I ONLY	3- 7	251	3-7	181	249	250	250	23	23	
DIV. I NON-CONF.	3- 7	250	3-7	182	251	249	249	23	23	
TOTALS	RPI 1-25	RPI 26-50	W-L RECORDS	RPI 51-100	RPI 101-150	RPI 150+				
3- 7	0- 2	0- 1	OVERALL	0- 0	1- 0	2- 4				
1- 3	0- 1	0- 0	HOME	0- 0	0- 0	1- 2				
1- 4	0- 1	0- 1	AWAY	0- 0	1- 0	0- 2				
1- 0	0- 0	0- 0	NEUTRAL	0- 0	0- 0	1- 0				
3- 7	0- 2	0- 1	NON-CONFERENCE	0- 0	1- 0	2- 4				
1- 3	0- 1	0- 0	HOME	0- 0	0- 0	1- 2				
1- 4	0- 1	0- 1	AWAY	0- 0	1- 0	0- 2				
1- 0	0- 0	0- 0	NEUTRAL	0- 0	0- 0	1- 0				
0- 0	0- 0	0- 0	CONFERENCE	0- 0	0- 0	0- 0				
0- 0	0- 0	0- 0	HOME	0- 0	0- 0	0- 0				
0- 0	0- 0	0- 0	AWAY	0- 0	0- 0	0- 0				
0- 0	0- 0	0- 0	NEUTRAL	0- 0	0- 0	0- 0				

RPI 1-25				RPI 26-50				RPI 51-100				RPI 101+ Team's RPI: 250			
RPI	S	Opponent	Score	RPI	S	Opponent	Score	RPI	S	Opponent	Score	RPI	S	Opponent	Score
17	A	UCLA	51 86	50	A	California	45 68					131	A	Santa Clara	54 46
25	H	Oregon	45 81									203	H	Utah St.	48 56
												227	N	Penn St.	64 56
												245	A	California Baptist	70 79
												274	H	LMU (CA)	57 70
												314	H	Air Force	74 68
												343	A	Seattle U	54 66
LAST 10 Division I															
314	H	Air Force	74 68	343	A	Seattle U	54 66								
25	H	Oregon	45 81	131	A	Santa Clara	54 46								
203	H	Utah St.	48 56	50	A	California	45 68								
17	A	UCLA	51 86	227	N	Penn St.	64 56								
245	A	California Baptist	70 79	274	H	LMU (CA)	57 70								

Non-Div I Games: Westcliff 94 47

Long Beach St.

■ Loss,
 ■ Non-Conf,
 ■ S Site,
 ■ Home
 ■ A Away
 N Neutral

RPI 1-25				RPI 26-50				RPI 51-100				RPI 101+				Team's RPI: 275	
RPI	S	Opponent	Score	RPI	S	Opponent	Score	RPI	S	Opponent	Score	RPI	S	Opponent	Score		
								65	A	James Madison	53	93	177	A	Florida	54	71
												213	A	Norfolk St.	46	49	
												233	H	Delaware St.	78	62	
												272	H	East Carolina	61	64	
												286	A	Wofford	76	79	
												290	A	UMES	71	62	
												300	H	UNCW	59	58	
												318	H	Brown	86	76	
EAST 10 Division I																	
				290	A	UMES	71	62	213	A	Norfolk St.	46	49				
				233	H	Delaware St.	78	62	272	H	East Carolina	61	64				
				177	A	Florida	54	71	286	A	Wofford	76	79				
				65	A	James Madison	53	93	318	H	Brown	86	76				
									300	H	UNCW	59	58				

Longwood

Average RPI Win: 227		WON-LOST	WINNING	LAST 10	STRENGTH OF	OPP. STRENGTH	TEAM	ADJ.	CONF.	ADJ CONF.
Average RPI Loss: 127		RECORD	PCT. RANK	GAMES	SCHEDULE	OF SCHEDULE	RPI	RPI	RPI	RPI
DIV. I ONLY		4- 3	137	4-3	326	20	211	211	25	25
DIV. I NON-CONF.		4- 3	137	4-3	327	20	210	210	25	25
TOTALS	RPI 1-25	RPI 26-50		W-L RECORDS		RPI 51-100	RPI 101-150		RPI 150+	
4- 3	0- 1	0- 0		OVERALL		0- 0	1- 0		3- 2	
2- 1	0- 1	0- 0		HOME		0- 0	0- 0		2- 0	
2- 2	0- 0	0- 0		AWAY		0- 0	1- 0		1- 2	
0- 0	0- 0	0- 0		NEUTRAL		0- 0	0- 0		0- 0	
4- 3	0- 1	0- 0		NON-CONFERENCE		0- 0	1- 0		3- 2	
2- 1	0- 1	0- 0		HOME		0- 0	0- 0		2- 0	
2- 2	0- 0	0- 0		AWAY		0- 0	1- 0		1- 2	
0- 0	0- 0	0- 0		NEUTRAL		0- 0	0- 0		0- 0	
0- 0	0- 0	0- 0		CONFERENCE		0- 0	0- 0		0- 0	
0- 0	0- 0	0- 0		HOME		0- 0	0- 0		0- 0	
0- 0	0- 0	0- 0		AWAY		0- 0	0- 0		0- 0	
0- 0	0- 0	0- 0		NEUTRAL		0- 0	0- 0		0- 0	

RPI 1-25				RPI 26-50				RPI 51-100				RPI 101+				Team's RPI: 211	
RPI	S	Opponent	Score	RPI	S	Opponent	Score	RPI	S	Opponent	Score	RPI	S	Opponent	Score		
10	H	Mississippi St.	48 64									149	A	Lamar University	74 63		
												155	A	New Orleans	65 60		
												182	A	Sam Houston St.	73 77		
												189	A	North Texas	66 69		
												292	H	Southeastern La.	60 50		
												310	H	McNeese	75 55		
LAST 10 Division I																	
				10	H	Mississippi St.	48 64	155	A	New Orleans	65 60						
				189	A	North Texas	66 69	292	H	Southeastern La.	60 50						
				149	A	Lamar University	74 63	310	H	McNeese	75 55						
								182	A	Sam Houston St.	73 77						

Non-Div I Games:	Loyola (LA)	67	51	Xavier (LA)	62	49
------------------	-------------	----	----	-------------	----	----

Louisiana

■ Loss, ■ Non-Conf, S Site, H Home A Away N Neutral

Average RPI Win:	254	WON-LOST	WINNING	LAST 10	STRENGTH OF	OPP. STRENGTH	TEAM	ADJ.	CONF.	ADJ CONF.
Average RPI Loss:	176	RECORD	PCT. RANK	GAMES	SCHEDULE	OF SCHEDULE	RPI	RPI	RPI	RPI
DIV. I ONLY	5- 3	111	5-3	323	122	231	231	14	14	
DIV. I NON-CONF.	5- 3	109	5-3	322	122	230	230	14	14	
TOTALS	RPI 1-25	RPI 26-50	W-L RECORDS	RPI 51-100	RPI 101-150	RPI 150+				
5- 3	0- 0	0- 0	OVERALL	0- 1	1- 1	4- 1				
4- 1	0- 0	0- 0	HOME	0- 0	1- 1	3- 0				
1- 2	0- 0	0- 0	AWAY	0- 1	0- 0	1- 1				
0- 0	0- 0	0- 0	NEUTRAL	0- 0	0- 0	0- 0				
5- 3	0- 0	0- 0	NON-CONFERENCE	0- 1	1- 1	4- 1				
4- 1	0- 0	0- 0	HOME	0- 0	1- 1	3- 0				
1- 2	0- 0	0- 0	AWAY	0- 1	0- 0	1- 1				
0- 0	0- 0	0- 0	NEUTRAL	0- 0	0- 0	0- 0				
0- 0	0- 0	0- 0	CONFERENCE	0- 0	0- 0	0- 0				
0- 0	0- 0	0- 0	HOME	0- 0	0- 0	0- 0				
0- 0	0- 0	0- 0	AWAY	0- 0	0- 0	0- 0				
0- 0	0- 0	0- 0	NEUTRAL	0- 0	0- 0	0- 0				

RPI 1-25			RPI 26-50			RPI 51-100			RPI 101+			Team's RPI: 231
RPI	S	Opponent	Score	RPI	S	Opponent	Score	RPI	S	Opponent	Score	
						99	A Houston	53	67	122	H Memphis	83 74
										142	H Wichita St.	80 88
										241	A Little Rock	43 38
										288	A Ole Miss	53 76
										292	H Southeastern La.	92 78
										305	H Grambling	70 66
										310	H McNeese	79 54
LAST 10 Division I												
						292	H Southeastern La.	92	78	305	H Grambling	70 66
						99	A Houston	53	67	142	H Wichita St.	80 88
						310	H McNeese	79	54	122	H Memphis	83 74
						241	A Little Rock	43	38			
						288	A Ole Miss	53	76			

Non-Div I Games: Loyola (LA) 71 52 LSU-Alexandria 93 61

Louisiana Tech

Loss, Non-Conf, S Site, H Home A Away N Neutral

Louisville

Through Games Of Dec. 19, 2019

Average RPI Win:	103	WON-LOST	WINNING	LAST 10	STRENGTH OF	OPP. STRENGTH	TEAM	ADJ.	CONF.	ADJ CONF.
Average RPI Loss:	21	RECORD	PCT. RANK	GAMES	SCHEDULE	OF SCHEDULE	RPI	RPI	RPI	RPI
DIV. I ONLY	11- 1	12	9-1	14	71	4	4	3	3	
DIV. I NON-CONF.	11- 1	12	9-1	15	70	4	4	3	3	
TOTALS	RPI 1-25	RPI 26-50	W-L RECORDS	RPI 51-100	RPI 101-150	RPI 150+				
11- 1	1- 1	2- 0	OVERALL	4- 0	2- 0	2- 0				
5- 0	0- 0	1- 0	HOME	2- 0	1- 0	1- 0				
3- 1	0- 1	1- 0	AWAY	0- 0	1- 0	1- 0				
3- 0	1- 0	0- 0	NEUTRAL	2- 0	0- 0	0- 0				
11- 1	1- 1	2- 0	NON-CONFERENCE	4- 0	2- 0	2- 0				
5- 0	0- 0	1- 0	HOME	2- 0	1- 0	1- 0				
3- 1	0- 1	1- 0	AWAY	0- 0	1- 0	1- 0				
3- 0	1- 0	0- 0	NEUTRAL	2- 0	0- 0	0- 0				
0- 0	0- 0	0- 0	CONFERENCE	0- 0	0- 0	0- 0				
0- 0	0- 0	0- 0	HOME	0- 0	0- 0	0- 0				
0- 0	0- 0	0- 0	AWAY	0- 0	0- 0	0- 0				
0- 0	0- 0	0- 0	NEUTRAL	0- 0	0- 0	0- 0				

RPI	S	Opponent	Score	RPI	S	Opponent	Score	RPI	S	Opponent	Score	RPI	S	Opponent	Score
21	A	Ohio St.	60 67	38	H	Western Ky.	75 56	56	N	Oklahoma St.	69 48	117	H	Murray St.	76 40
25	N	Oregon	72 62	47	A	Kentucky	67 66	66	H	Boise St.	98 82	146	A	UT Martin	71 63
								69	H	Central Mich.	76 63	232	A	Northern Ky.	85 57
								89	N	UT Arlington	76 67	246	H	Chattanooga	86 37
LAST 10 Division I															
21	A	Ohio St.	60 67	146	A	UT Martin	71 63								
25	N	Oregon	72 62	47	A	Kentucky	67 66								
56	N	Oklahoma St.	69 48	232	A	Northern Ky.	85 57								
89	N	UT Arlington	76 67	246	H	Chattanooga	86 37								
66	H	Boise St.	98 82	69	H	Central Mich.	76 63								

Non-Div I Games:

Louisville

■ Loss,
 ■ Non-Conf, S Site,
 ■ Home
 ■ Away
 N Neutral

Loyola Chicago

Through Games Of Dec. 19, 2019

Average RPI Win:	219	WON-LOST	WINNING	LAST 10	STRENGTH OF	OPP. STRENGTH	TEAM	ADJ.	CONF.	ADJ CONF.
Average RPI Loss:	0	RECORD	PCT. RANK	GAMES	SCHEDULE	OF SCHEDULE	RPI	RPI	RPI	RPI
DIV. I ONLY	9- 0	1	9-0	291	136	55	55	7	7	
DIV. I NON-CONF.	9- 0	1	9-0	293	137	55	55	7	7	
TOTALS	RPI 1-25	RPI 26-50	W-L RECORDS	RPI 51-100	RPI 101-150	RPI 150+				
9- 0	0- 0	0- 0	OVERALL	1- 0	1- 0	7- 0				
3- 0	0- 0	0- 0	HOME	1- 0	1- 0	1- 0				
6- 0	0- 0	0- 0	AWAY	0- 0	0- 0	6- 0				
0- 0	0- 0	0- 0	NEUTRAL	0- 0	0- 0	0- 0				
9- 0	0- 0	0- 0	NON-CONFERENCE	1- 0	1- 0	7- 0				
3- 0	0- 0	0- 0	HOME	1- 0	1- 0	1- 0				
6- 0	0- 0	0- 0	AWAY	0- 0	0- 0	6- 0				
0- 0	0- 0	0- 0	NEUTRAL	0- 0	0- 0	0- 0				
0- 0	0- 0	0- 0	CONFERENCE	0- 0	0- 0	0- 0				
0- 0	0- 0	0- 0	HOME	0- 0	0- 0	0- 0				
0- 0	0- 0	0- 0	AWAY	0- 0	0- 0	0- 0				
0- 0	0- 0	0- 0	NEUTRAL	0- 0	0- 0	0- 0				

RPI 1-25			RPI 26-50			RPI 51-100			Team's RPI: 55	RPI 101+		
RPI	S	Opponent	Score	RPI	S	Opponent	Score	RPI	S	Opponent	Score	
						96	H Bowling Green	84	76	135	H Dartmouth	61 40
										160	A UMKC	72 67
										170	A Portland	78 64
										240	A SIUE	63 50
										255	H Vermont	78 76
										257	A Eastern Ill.	67 51
										322	A Detroit Mercy	89 60
										340	A Chicago St.	98 53
LAST 10 Division I												
170	A	Portland	78 64	96	H	Bowling Green	84 76					
160	A	UMKC	72 67	240	A	SIUE	63 50					
340	A	Chicago St.	98 53	135	H	Dartmouth	61 40					
257	A	Eastern Ill.	67 51	322	A	Detroit Mercy	89 60					
255	H	Vermont	78 76									

Non-Div I Games:

Loyola Chicago

Loss, Non-Conf, S Site, H Home A Away N Neutral

Loyola Maryland

Through Games Of Dec. 19, 2019

Average RPI Win:	341	WON-LOST	WINNING	LAST 10	STRENGTH OF	OPP. STRENGTH	TEAM	ADJ.	CONF.	ADJ CONF.
Average RPI Loss:	134	RECORD	PCT. RANK	GAMES	SCHEDULE	OF SCHEDULE	RPI	RPI	RPI	RPI
DIV. I ONLY	1- 8	322	1-8	190	160	284	284	13	13	
DIV. I NON-CONF.	1- 8	321	1-8	191	161	285	285	13	13	
TOTALS	RPI 1-25	RPI 26-50	W-L RECORDS	RPI 51-100	RPI 101-150	RPI 150+				
1- 8	0- 1	0- 0	OVERALL	0- 3	0- 1	1- 3				
0- 1	0- 0	0- 0	HOME	0- 0	0- 0	0- 1				
1- 6	0- 1	0- 0	AWAY	0- 2	0- 1	1- 2				
0- 1	0- 0	0- 0	NEUTRAL	0- 1	0- 0	0- 0				
1- 8	0- 1	0- 0	NON-CONFERENCE	0- 3	0- 1	1- 3				
0- 1	0- 0	0- 0	HOME	0- 0	0- 0	0- 1				
1- 6	0- 1	0- 0	AWAY	0- 2	0- 1	1- 2				
0- 1	0- 0	0- 0	NEUTRAL	0- 1	0- 0	0- 0				
0- 0	0- 0	0- 0	CONFERENCE	0- 0	0- 0	0- 0				
0- 0	0- 0	0- 0	HOME	0- 0	0- 0	0- 0				
0- 0	0- 0	0- 0	AWAY	0- 0	0- 0	0- 0				
0- 0	0- 0	0- 0	NEUTRAL	0- 0	0- 0	0- 0				

RPI 1-25				RPI 26-50				RPI 51-100				RPI 101+ Team's RPI: 284			
RPI	S	Opponent	Score	RPI	S	Opponent	Score	RPI	S	Opponent	Score	RPI	S	Opponent	Score
9	A	Northwestern	46 67					51	A	Maryland	45 105	137	A	Fla. Atlantic	61 72
								79	A	Notre Dame	60 84	204	H	Howard	69 75
								94	N	Wright St.	51 66	208	A	St. Francis Brooklyn	78 89
												289	A	Mt. St. Mary's	75 81
												341	A	Fairleigh Dickinson	75 46
LAST 10 Division I															
208	A	St. Francis Brooklyn	78 89	51	A	Maryland	45 105								
204	H	Howard	69 75	289	A	Mt. St. Mary's	75 81								
341	A	Fairleigh Dickinson	75 46	94	N	Wright St.	51 66								
9	A	Northwestern	46 67	137	A	Fla. Atlantic	61 72								
79	A	Notre Dame	60 84												

Non-Div I Games:

Loyola Maryland

Loss, Non-Conf, S Site, H Home A Away N Neutral

Maine

Through Games Of Dec. 19, 2019

Average RPI Win:	176	WON-LOST	WINNING	LAST 10	STRENGTH OF	OPP. STRENGTH	TEAM	ADJ.	CONF.	ADJ CONF.
Average RPI Loss:	133	RECORD	PCT. RANK	GAMES	SCHEDULE	OF SCHEDULE	RPI	RPI	RPI	RPI
DIV. I ONLY	3- 8	264	2-8	106	198	236	236	27	27	
DIV. I NON-CONF.	3- 8	265	2-8	106	201	235	235	27	27	
TOTALS	RPI 1-25	RPI 26-50	W-L RECORDS	RPI 51-100	RPI 101-150	RPI 150+				
3- 8	0- 1	0- 1	OVERALL	1- 1	0- 3	2- 2				
2- 2	0- 0	0- 0	HOME	1- 0	0- 1	1- 1				
1- 3	0- 0	0- 1	AWAY	0- 0	0- 1	1- 1				
0- 3	0- 1	0- 0	NEUTRAL	0- 1	0- 1	0- 0				
3- 8	0- 1	0- 1	NON-CONFERENCE	1- 1	0- 3	2- 2				
2- 2	0- 0	0- 0	HOME	1- 0	0- 1	1- 1				
1- 3	0- 0	0- 1	AWAY	0- 0	0- 1	1- 1				
0- 3	0- 1	0- 0	NEUTRAL	0- 1	0- 1	0- 0				
0- 0	0- 0	0- 0	CONFERENCE	0- 0	0- 0	0- 0				
0- 0	0- 0	0- 0	HOME	0- 0	0- 0	0- 0				
0- 0	0- 0	0- 0	AWAY	0- 0	0- 0	0- 0				
0- 0	0- 0	0- 0	NEUTRAL	0- 0	0- 0	0- 0				

RPI 1-25				RPI 26-50				RPI 51-100				RPI 101+				Team's RPI: 236
RPI	S	Opponent	Score	RPI	S	Opponent	Score	RPI	S	Opponent	Score	RPI	S	Opponent	Score	
23	N	Drake	62 94	28	A	NC State	34 62	76	N	Arizona St.	31 57	126	N	Dayton	49 78	
								91	H	Green Bay	61 60	129	H	Harvard	40 69	
												135	A	Dartmouth	41 57	
												202	A	Delaware	69 56	
												226	H	Boston U.	49 62	
												234	H	Navy	46 41	
												318	A	Brown	70 76	
LAST 10 Division I																
		76 N Arizona St.	31 57			91 H Green Bay	61 60									
		234 H Navy	46 41			135 A Dartmouth	41 57									
		28 A NC State	34 62			129 H Harvard	40 69									
		226 H Boston U.	49 62			126 N Dayton	49 78									
		318 A Brown	70 76			23 N Drake	62 94									

Non-Div I Games: Husson 104 43

Maine

■ Loss,
 ■ Non-Conf,
 ■ S Site,
 ■ H Home
 ■ A Away
 N Neutral

RPI 1-25				RPI 26-50				RPI 51-100				RPI 101+			
RPI	S	Opponent	Score	RPI	S	Opponent	Score	RPI	S	Opponent	Score	RPI	S	Opponent	Score
												109	H	Duquesne	65 76
												111	A	Stony Brook	54 59
												135	H	Dartmouth	70 58
												143	A	Villanova	51 63
												159	H	Fordham	45 51
												163	A	Monmouth	60 62
												235	A	Lafayette	53 60
												267	H	Army West Point	86 56
												341	A	Fairleigh Dickinson	62 61
LAST 10 Division I															
				143	A	Villanova	51 63	163	A	Monmouth	60 62				
				341	A	Fairleigh Dickinson	62 61	267	H	Army West Point	86 56				
				109	H	Duquesne	65 76	159	H	Fordham	45 51				
				111	A	Stony Brook	54 59	135	H	Dartmouth	70 58				
								235	A	Lafayette	53 60				

Manhattan

Average RPI Win:	186	WON-LOST	WINNING	LAST 10	STRENGTH OF	OPP. STRENGTH	TEAM	ADJ.	CONF.	ADJ CONF.
Average RPI Loss:	40	RECORD	PCT. RANK	GAMES	SCHEDULE	OF SCHEDULE	RPI	RPI	RPI	RPI
DIV. I ONLY	7- 2	55	7-2	210	89	78	78	21	21	
DIV. I NON-CONF.	7- 2	54	7-2	212	87	78	78	21	21	
TOTALS	RPI 1-25	RPI 26-50	W-L RECORDS	RPI 51-100	RPI 101-150	RPI 150+				
7- 2	0- 1	0- 0	OVERALL	3- 1	0- 0	4- 0				
3- 1	0- 1	0- 0	HOME	1- 0	0- 0	2- 0				
2- 1	0- 0	0- 0	AWAY	1- 1	0- 0	1- 0				
2- 0	0- 0	0- 0	NEUTRAL	1- 0	0- 0	1- 0				
7- 2	0- 1	0- 0	NON-CONFERENCE	3- 1	0- 0	4- 0				
3- 1	0- 1	0- 0	HOME	1- 0	0- 0	2- 0				
2- 1	0- 0	0- 0	AWAY	1- 1	0- 0	1- 0				
2- 0	0- 0	0- 0	NEUTRAL	1- 0	0- 0	1- 0				
0- 0	0- 0	0- 0	CONFERENCE	0- 0	0- 0	0- 0				
0- 0	0- 0	0- 0	HOME	0- 0	0- 0	0- 0				
0- 0	0- 0	0- 0	AWAY	0- 0	0- 0	0- 0				
0- 0	0- 0	0- 0	NEUTRAL	0- 0	0- 0	0- 0				

RPI 1-25				RPI 26-50				RPI 51-100 Team's RPI: 78				RPI 101+			
RPI	S	Opponent	Score	RPI	S	Opponent	Score	RPI	S	Opponent	Score	RPI	S	Opponent	Score
11	H	Princeton	50 62					69	A	Central Mich.	54 77	194	H	Elon	63 55
								77	N	North Florida	69 54	226	A	Boston U.	89 75
								89	A	UT Arlington	73 57	311	N	Lipscomb	74 63
								91	H	Green Bay	72 60	313	H	Albany (NY)	76 52
LAST 10 Division I															
				89	A	UT Arlington	73 57	91	H	Green Bay	72 60				
				194	H	Elon	63 55	11	H	Princeton	50 62				
				313	H	Albany (NY)	76 52	69	A	Central Mich.	54 77				
				226	A	Boston U.	89 75	311	N	Lipscomb	74 63				
								77	N	North Florida	69 54				

Non-Div I Games:

Marist

■ Loss,
 ■ Non-Conf, S Site,
 ■ Home
 ■ Away
 N Neutral

Average RPI Win:	168	WON-LOST	WINNING	LAST 10	STRENGTH OF	OPP. STRENGTH	TEAM	ADJ.	CONF.	ADJ CONF.
Average RPI Loss:	10	RECORD	PCT. RANK	GAMES	SCHEDULE	OF SCHEDULE	RPI	RPI	RPI	RPI
DIV. I ONLY	8- 2	45	8-2	129	14	42	42	6	6	
DIV. I NON-CONF.	8- 2	45	8-2	126	13	43	43	6	6	
TOTALS	RPI 1-25	RPI 26-50	W-L RECORDS	RPI 51-100	RPI 101-150	RPI 150+				
8- 2	0- 2	1- 0	OVERALL	1- 0	1- 0	5- 0				
3- 2	0- 2	1- 0	HOME	0- 0	0- 0	2- 0				
4- 0	0- 0	0- 0	AWAY	1- 0	1- 0	2- 0				
1- 0	0- 0	0- 0	NEUTRAL	0- 0	0- 0	1- 0				
8- 2	0- 2	1- 0	NON-CONFERENCE	1- 0	1- 0	5- 0				
3- 2	0- 2	1- 0	HOME	0- 0	0- 0	2- 0				
4- 0	0- 0	0- 0	AWAY	1- 0	1- 0	2- 0				
1- 0	0- 0	0- 0	NEUTRAL	0- 0	0- 0	1- 0				
0- 0	0- 0	0- 0	CONFERENCE	0- 0	0- 0	0- 0				
0- 0	0- 0	0- 0	HOME	0- 0	0- 0	0- 0				
0- 0	0- 0	0- 0	AWAY	0- 0	0- 0	0- 0				
0- 0	0- 0	0- 0	NEUTRAL	0- 0	0- 0	0- 0				

RPI 1-25				RPI 26-50				Team's RPI: 42				RPI 51-100				RPI 101+			
RPI	S	Opponent	Score	RPI	S	Opponent	Score	RPI	S	Opponent	Score	RPI	S	Opponent	Score	RPI	S	Opponent	Score
9	H	Northwestern	56 64	33	H	Illinois St.	58 41	91	A	Green Bay	60 47	121	A	South Dakota St.	65 58				
10	H	Mississippi St.	68 74									164	A	Saint Mary's (CA)	77 63				
												193	A	Milwaukee	78 56				
												208	H	St. Francis Brooklyn	92 71				
												265	N	Tulsa	61 60				
												271	H	Morgan St.	70 48				
LAST 10 Division I																			
				121	A	South Dakota St.	65 58	265	N	Tulsa	61 60								
				193	A	Milwaukee	78 56	164	A	Saint Mary's (CA)	77 63								
				33	H	Illinois St.	58 41	10	H	Mississippi St.	68 74								
				208	H	St. Francis Brooklyn	92 71	91	A	Green Bay	60 47								
				271	H	Morgan St.	70 48	9	H	Northwestern	56 64								

Non-Div I Games:

Marquette

■ Loss,
■ Non-Conf,
■ S Site,
■ H Home
■ A Away
N Neutral

Marshall

Through Games Of Dec. 19, 2019

Average RPI Win:	266	WON-LOST	WINNING	LAST 10	STRENGTH OF	OPP. STRENGTH	TEAM	ADJ.	CONF.	ADJ CONF.
Average RPI Loss:	171	RECORD	PCT. RANK	GAMES	SCHEDULE	OF SCHEDULE	RPI	RPI	RPI	RPI
DIV. I ONLY	3- 5	221	3-5	316	200	304	304	14	14	
DIV. I NON-CONF.	3- 5	221	3-5	317	202	303	303	14	14	
TOTALS	RPI 1-25	RPI 26-50	W-L RECORDS	RPI 51-100	RPI 101-150	RPI 150+				
3- 5	0- 0	0- 1	OVERALL	0- 1	0- 1	3- 2				
2- 2	0- 0	0- 0	HOME	0- 1	0- 0	2- 1				
1- 3	0- 0	0- 1	AWAY	0- 0	0- 1	1- 1				
0- 0	0- 0	0- 0	NEUTRAL	0- 0	0- 0	0- 0				
3- 5	0- 0	0- 1	NON-CONFERENCE	0- 1	0- 1	3- 2				
2- 2	0- 0	0- 0	HOME	0- 1	0- 0	2- 1				
1- 3	0- 0	0- 1	AWAY	0- 0	0- 1	1- 1				
0- 0	0- 0	0- 0	NEUTRAL	0- 0	0- 0	0- 0				
0- 0	0- 0	0- 0	CONFERENCE	0- 0	0- 0	0- 0				
0- 0	0- 0	0- 0	HOME	0- 0	0- 0	0- 0				
0- 0	0- 0	0- 0	AWAY	0- 0	0- 0	0- 0				
0- 0	0- 0	0- 0	NEUTRAL	0- 0	0- 0	0- 0				

RPI S	Opponent	Score	RPI S	Opponent	Score	RPI S	Opponent	Score	RPI S	Opponent	Score	Team's RPI: 304
35	A Rutgers	41 66	96	H Bowling Green	69 82	118	A Ohio	51 67	213	H Norfolk St.	75 69	
						258	A Indiana St.	72 60	271	H Morgan St.	52 57	
						327	H Coppin St.	60 47	333	A Evansville	62 66	
LAST 10 Division I												
35	A Rutgers	41 66	258	A Indiana St.	72 60							
96	H Bowling Green	69 82	333	A Evansville	62 66							
213	H Norfolk St.	75 69	271	H Morgan St.	52 57							
			327	H Coppin St.	60 47							
			118	A Ohio	51 67							

Non-Div I Games: Alderson Broadus 85 41 Ky. Christian 89 40

Marshall

Loss, Non-Conf, S Site, H Home A Away N Neutral

Maryland

Through Games Of Dec. 19, 2019

Average RPI Win:	185	WON-LOST	WINNING	LAST 10	STRENGTH OF	OPP. STRENGTH	TEAM	ADJ.	CONF.	ADJ CONF.
Average RPI Loss:	17	RECORD	PCT. RANK	GAMES	SCHEDULE	OF SCHEDULE	RPI	RPI	RPI	RPI
DIV. I ONLY	9- 2	40	8-2	164	67	51	51	2	2	
DIV. I NON-CONF.	9- 2	40	8-2	167	66	51	51	2	2	
TOTALS	RPI 1-25	RPI 26-50	W-L RECORDS	RPI 51-100	RPI 101-150	RPI 150+				
9- 2	0- 1	0- 1	OVERALL	2- 0	1- 0	6- 0				
5- 1	0- 1	0- 0	HOME	1- 0	0- 0	4- 0				
2- 1	0- 0	0- 1	AWAY	1- 0	0- 0	1- 0				
2- 0	0- 0	0- 0	NEUTRAL	0- 0	1- 0	1- 0				
9- 2	0- 1	0- 1	NON-CONFERENCE	2- 0	1- 0	6- 0				
5- 1	0- 1	0- 0	HOME	1- 0	0- 0	4- 0				
2- 1	0- 0	0- 1	AWAY	1- 0	0- 0	1- 0				
2- 0	0- 0	0- 0	NEUTRAL	0- 0	1- 0	1- 0				
0- 0	0- 0	0- 0	CONFERENCE	0- 0	0- 0	0- 0				
0- 0	0- 0	0- 0	HOME	0- 0	0- 0	0- 0				
0- 0	0- 0	0- 0	AWAY	0- 0	0- 0	0- 0				
0- 0	0- 0	0- 0	NEUTRAL	0- 0	0- 0	0- 0				

RPI 1-25				RPI 26-50				RPI 51-100 Team's RPI: 51				RPI 101+			
RPI	S	Opponent	Score	RPI	S	Opponent	Score	RPI	S	Opponent	Score	RPI	S	Opponent	Score
6	H	South Carolina	54 63	28	A	NC State	59 66	65	A	James Madison	70 68	112	N	Belmont	90 26
								90	H	George Washington	88 54	184	N	Clemson	63 44
												202	H	Delaware	99 55
												205	H	Wagner	119 56
												206	H	Quinnipiac	107 52
												284	H	Loyola Maryland	105 45
												316	A	Georgia St.	114 41
LAST 10 Division I															
316	A	Georgia St.	114 41	184	N	Clemson	63 44								
284	H	Loyola Maryland	105 45	206	H	Quinnipiac	107 52								
28	A	NC State	59 66	90	H	George Washington	88 54								
112	N	Belmont	90 26	202	H	Delaware	99 55								
6	H	South Carolina	54 63	65	A	James Madison	70 68								

Non-Div I Games:

Maryland

Loss, Non-Conf, S Site, H Home A Away N Neutral

Massachusetts

Through Games Of Dec. 19, 2019

Average RPI Win:	256	WON-LOST	WINNING	LAST 10	STRENGTH OF	OPP. STRENGTH	TEAM	ADJ.	CONF.	ADJ CONF.
Average RPI Loss:	86	RECORD	PCT. RANK	GAMES	SCHEDULE	OF SCHEDULE	RPI	RPI	RPI	RPI
DIV. I ONLY	8- 3	67	8-2	302	171	181	181	10	10	
DIV. I NON-CONF.	8- 3	67	8-2	303	172	182	182	10	10	
TOTALS	RPI 1-25	RPI 26-50	W-L RECORDS	RPI 51-100	RPI 101-150	RPI 150+				
8- 3	0- 0	0- 0	OVERALL	1- 2	0- 1	7- 0				
5- 2	0- 0	0- 0	HOME	1- 1	0- 1	4- 0				
3- 1	0- 0	0- 0	AWAY	0- 1	0- 0	3- 0				
0- 0	0- 0	0- 0	NEUTRAL	0- 0	0- 0	0- 0				
8- 3	0- 0	0- 0	NON-CONFERENCE	1- 2	0- 1	7- 0				
5- 2	0- 0	0- 0	HOME	1- 1	0- 1	4- 0				
3- 1	0- 0	0- 0	AWAY	0- 1	0- 0	3- 0				
0- 0	0- 0	0- 0	NEUTRAL	0- 0	0- 0	0- 0				
0- 0	0- 0	0- 0	CONFERENCE	0- 0	0- 0	0- 0				
0- 0	0- 0	0- 0	HOME	0- 0	0- 0	0- 0				
0- 0	0- 0	0- 0	AWAY	0- 0	0- 0	0- 0				
0- 0	0- 0	0- 0	NEUTRAL	0- 0	0- 0	0- 0				

RPI 1-25				RPI 26-50				RPI 51-100				RPI 101+				Team's RPI: 181	
RPI	S	Opponent	Score	RPI	S	Opponent	Score	RPI	S	Opponent	Score	RPI	S	Opponent	Score		
								59	H	Providence	63	72	127	H	Merrimack	64	79
								71	A	St. John's (NY)	71	82	226	A	Boston U.	58	45
								93	H	Holy Cross	75	72	248	A	UMass Lowell	74	58
													255	A	Vermont	83	49
													276	H	Siena	61	55
													296	H	Hartford	74	48
													318	H	Brown	95	42
													335	H	New Hampshire	67	65
LAST 10 Division I																	
				276	H	Siena	61	55					255	A	Vermont	83	49
				226	A	Boston U.	58	45					71	A	St. John's (NY)	71	82
				93	H	Holy Cross	75	72					318	H	Brown	95	42
				335	H	New Hampshire	67	65					296	H	Hartford	74	48
				59	H	Providence	63	72					248	A	UMass Lowell	74	58

Non-Div I Games:

Massachusetts

Loss, Non-Conf, S Site, H Home A Away N Neutral

Average RPI Win:	351	WON-LOST	WINNING	LAST 10	STRENGTH OF	OPP. STRENGTH	TEAM	ADJ.	CONF.	ADJ CONF.
Average RPI Loss:	173	RECORD	PCT. RANK	GAMES	SCHEDULE	OF SCHEDULE	RPI	RPI	RPI	RPI
DIV. I ONLY	1- 6	313	1-6	131	347	310	310	26	26	
DIV. I NON-CONF.	1- 6	313	1-6	129	347	311	311	26	26	
TOTALS	RPI 1-25	RPI 26-50	W-L RECORDS	RPI 51-100	RPI 101-150	RPI 150+				
1- 6	0- 0	0- 1	OVERALL	0- 0	0- 0	1- 5				
1- 1	0- 0	0- 0	HOME	0- 0	0- 0	1- 1				
0- 5	0- 0	0- 1	AWAY	0- 0	0- 0	0- 4				
0- 0	0- 0	0- 0	NEUTRAL	0- 0	0- 0	0- 0				
1- 6	0- 0	0- 1	NON-CONFERENCE	0- 0	0- 0	1- 5				
1- 1	0- 0	0- 0	HOME	0- 0	0- 0	1- 1				
0- 5	0- 0	0- 1	AWAY	0- 0	0- 0	0- 4				
0- 0	0- 0	0- 0	NEUTRAL	0- 0	0- 0	0- 0				
0- 0	0- 0	0- 0	CONFERENCE	0- 0	0- 0	0- 0				
0- 0	0- 0	0- 0	HOME	0- 0	0- 0	0- 0				
0- 0	0- 0	0- 0	AWAY	0- 0	0- 0	0- 0				
0- 0	0- 0	0- 0	NEUTRAL	0- 0	0- 0	0- 0				

RPI 1-25			RPI 26-50			RPI 51-100			RPI 101+			Team's RPI: 310
RPI	S	Opponent	Score	RPI	S	Opponent	Score	RPI	S	Opponent	Score	
				37	A	Arkansas	58 101					
								166	A	SMU	60 81	
								175	A	UAB	70 97	
								211	A	Louisiana	55 75	
								220	H	Rice	50 81	
								231	A	Louisiana Tech	54 79	
								351	H	La.-Monroe	72 69	
LAST 10 Division I												
				231	A	Louisiana Tech	54 79					
				351	H	La.-Monroe	72 69					
				220	H	Rice	50 81					
				175	A	UAB	70 97					
								211	A	Louisiana	55 75	
								37	A	Arkansas	58 101	
								166	A	SMU	60 81	

Non-Div I Games: Centenary (LA) 116 37 LSU-Shreveport 81 77

McNeese

Memphis

Through Games Of Dec. 19, 2019

Average RPI Win:	223	WON-LOST	WINNING	LAST 10	STRENGTH OF	OPP. STRENGTH	TEAM	ADJ.	CONF.	ADJ CONF.
Average RPI Loss:	133	RECORD	PCT. RANK	GAMES	SCHEDULE	OF SCHEDULE	RPI	RPI	RPI	RPI
DIV. I ONLY	7- 4	102	6-4	148	246	122	122	8	8	
DIV. I NON-CONF.	7- 4	102	6-4	151	247	123	123	8	8	
TOTALS	RPI 1-25	RPI 26-50	W-L RECORDS	RPI 51-100	RPI 101-150	RPI 150+				
7- 4	0- 1	0- 0	OVERALL	1- 1	0- 0	6- 2				
3- 2	0- 0	0- 0	HOME	0- 1	0- 0	3- 1				
3- 1	0- 0	0- 0	AWAY	1- 0	0- 0	2- 1				
1- 1	0- 1	0- 0	NEUTRAL	0- 0	0- 0	1- 0				
7- 4	0- 1	0- 0	NON-CONFERENCE	1- 1	0- 0	6- 2				
3- 2	0- 0	0- 0	HOME	0- 1	0- 0	3- 1				
3- 1	0- 0	0- 0	AWAY	1- 0	0- 0	2- 1				
1- 1	0- 1	0- 0	NEUTRAL	0- 0	0- 0	1- 0				
0- 0	0- 0	0- 0	CONFERENCE	0- 0	0- 0	0- 0				
0- 0	0- 0	0- 0	HOME	0- 0	0- 0	0- 0				
0- 0	0- 0	0- 0	AWAY	0- 0	0- 0	0- 0				
0- 0	0- 0	0- 0	NEUTRAL	0- 0	0- 0	0- 0				

RPI S	Opponent	Score	RPI S	Opponent	Score	RPI S	Opponent	Score	RPI S	Opponent	Score
24 N	LSU	58 89				84 A	Southern Ill.	70 66	175 H	UAB	77 52
						90 H	George Washington	63 64	185 H	Eastern Ky.	60 63
									229 N	Kansas St.	72 68
									231 A	Louisiana Tech	74 83
									241 A	Little Rock	68 50
									252 A	Toledo	83 76
									259 H	Arkansas St.	78 50
									319 H	Alcorn	57 51
LAST 10 Division I											
175 H	UAB	77 52	241 A	Little Rock	68 50						
24 N	LSU	58 89	259 H	Arkansas St.	78 50						
229 N	Kansas St.	72 68	90 H	George Washington	63 64						
252 A	Toledo	83 76	231 A	Louisiana Tech	74 83						
84 A	Southern Ill.	70 66	185 H	Eastern Ky.	60 63						

Non-Div I Games:

Memphis

Loss, Non-Conf, S Site, H Home A Away N Neutral























Average RPI Win:	317	WON-LOST	WINNING	LAST 10	STRENGTH OF	OPP. STRENGTH	TEAM	ADJ.	CONF.	ADJ CONF.
Average RPI Loss:	148	RECORD	PCT. RANK	GAMES	SCHEDULE	OF SCHEDULE	RPI	RPI	RPI	RPI
DIV. I ONLY	2- 8	301	2-8	251	233	307	307	24	24	
DIV. I NON-CONF.	2- 8	300	2-8	252	236	307	307	24	24	
TOTALS	RPI 1-25	RPI 26-50	W-L RECORDS	RPI 51-100	RPI 101-150	RPI 150+				
2- 8	0- 0	0- 1	OVERALL	0- 2	0- 0	2- 5				
1- 3	0- 0	0- 1	HOME	0- 0	0- 0	1- 2				
1- 5	0- 0	0- 0	AWAY	0- 2	0- 0	1- 3				
0- 0	0- 0	0- 0	NEUTRAL	0- 0	0- 0	0- 0				
2- 8	0- 0	0- 1	NON-CONFERENCE	0- 2	0- 0	2- 5				
1- 3	0- 0	0- 1	HOME	0- 0	0- 0	1- 2				
1- 5	0- 0	0- 0	AWAY	0- 2	0- 0	1- 3				
0- 0	0- 0	0- 0	NEUTRAL	0- 0	0- 0	0- 0				
0- 0	0- 0	0- 0	CONFERENCE	0- 0	0- 0	0- 0				
0- 0	0- 0	0- 0	HOME	0- 0	0- 0	0- 0				
0- 0	0- 0	0- 0	AWAY	0- 0	0- 0	0- 0				
0- 0	0- 0	0- 0	NEUTRAL	0- 0	0- 0	0- 0				

RPI 1-25				RPI 26-50				RPI 51-100				RPI 101+ Team's RPI: 307			
RPI	S	Opponent	Score	RPI	S	Opponent	Score	RPI	S	Opponent	Score	RPI	S	Opponent	Score
				38	H	Western Ky.	62 75	53	A	Georgia	60 76	177	A	Florida	50 71
								60	A	Alabama	56 111	184	H	Clemson	61 65
												185	H	Eastern Ky.	60 61
												210	A	Kennesaw St.	64 92
												278	A	Appalachian St.	68 77
												285	H	Ga. Southern	62 52
												349	A	South Carolina St.	66 55
LAST 10 Division I															
				285	H	Ga. Southern	62 52	177	A	Florida	50 71				
				349	A	South Carolina St.	66 55	184	H	Clemson	61 65				
				278	A	Appalachian St.	68 77	60	A	Alabama	56 111				
				185	H	Eastern Ky.	60 61	210	A	Kennesaw St.	64 92				
				53	A	Georgia	60 76	38	H	Western Ky.	62 75				

Non-Div I Games: LaGrange 74 47

Mercer

Average RPI Win:	278	WON-LOST	WINNING	LAST 10	STRENGTH OF	OPP. STRENGTH	TEAM	ADJ.	CONF.	ADJ CONF.
Average RPI Loss:	120	RECORD	PCT. RANK	GAMES	SCHEDULE	OF SCHEDULE	RPI	RPI	RPI	RPI
DIV. I ONLY	3- 4	204	3-4	52	341	127	127	29	29	
DIV. I NON-CONF.	3- 4	205	3-4	53	342	128	128	29	29	
TOTALS	RPI 1-25	RPI 26-50	W-L RECORDS	RPI 51-100	RPI 101-150	RPI 150+				
3- 4	0- 0	0- 0	OVERALL	0- 1	0- 3	3- 0				
1- 1	0- 0	0- 0	HOME	0- 0	0- 1	1- 0				
2- 3	0- 0	0- 0	AWAY	0- 1	0- 2	2- 0				
0- 0	0- 0	0- 0	NEUTRAL	0- 0	0- 0	0- 0				
3- 4	0- 0	0- 0	NON-CONFERENCE	0- 1	0- 3	3- 0				
1- 1	0- 0	0- 0	HOME	0- 0	0- 1	1- 0				
2- 3	0- 0	0- 0	AWAY	0- 1	0- 2	2- 0				
0- 0	0- 0	0- 0	NEUTRAL	0- 0	0- 0	0- 0				
0- 0	0- 0	0- 0	CONFERENCE	0- 0	0- 0	0- 0				
0- 0	0- 0	0- 0	HOME	0- 0	0- 0	0- 0				
0- 0	0- 0	0- 0	AWAY	0- 0	0- 0	0- 0				
0- 0	0- 0	0- 0	NEUTRAL	0- 0	0- 0	0- 0				

RPI 1-25			RPI 26-50			RPI 51-100			RPI 101+			Team's RPI: 127
RPI	S	Opponent	Score	RPI	S	Opponent	Score	RPI	S	Opponent	Score	
						93  Holy Cross	42 		106  Lehigh		68 	72
									135  Dartmouth		52 	57
									145  Illinois		72 	75
									181  Massachusetts		79	64
									318  Brown		72	57
									335  New Hampshire		64	54
LAST 10 Division I												
						93  Holy Cross	42 		145  Illinois		72 	75
						335  New Hampshire	64	54	318  Brown		72	57
						135  Dartmouth	52					
						106  Lehigh	68					
						181  Massachusetts	79	64				

Non-Div I Games: Eastern Nazarene 82 50 Fisher 81 42

Merrimack

Average RPI Win:	127	WON-LOST	WINNING	LAST 10	STRENGTH OF	OPP. STRENGTH	TEAM	ADJ.	CONF.	ADJ CONF.
Average RPI Loss:	11	RECORD	PCT. RANK	GAMES	SCHEDULE	OF SCHEDULE	RPI	RPI	RPI	RPI
DIV. I ONLY	6- 3	89	6-3	23	33	45	45	3	3	
DIV. I NON-CONF.	6- 3	88	6-3	22	34	46	46	3	3	
TOTALS	RPI 1-25	RPI 26-50	W-L RECORDS	RPI 51-100	RPI 101-150	RPI 150+				
6- 3	0- 3	0- 0	OVERALL	2- 0	3- 0	1- 0				
5- 2	0- 2	0- 0	HOME	2- 0	2- 0	1- 0				
0- 1	0- 1	0- 0	AWAY	0- 0	0- 0	0- 0				
1- 0	0- 0	0- 0	NEUTRAL	0- 0	1- 0	0- 0				
6- 3	0- 3	0- 0	NON-CONFERENCE	2- 0	3- 0	1- 0				
5- 2	0- 2	0- 0	HOME	2- 0	2- 0	1- 0				
0- 1	0- 1	0- 0	AWAY	0- 0	0- 0	0- 0				
1- 0	0- 0	0- 0	NEUTRAL	0- 0	1- 0	0- 0				
0- 0	0- 0	0- 0	CONFERENCE	0- 0	0- 0	0- 0				
0- 0	0- 0	0- 0	HOME	0- 0	0- 0	0- 0				
0- 0	0- 0	0- 0	AWAY	0- 0	0- 0	0- 0				
0- 0	0- 0	0- 0	NEUTRAL	0- 0	0- 0	0- 0				

RPI 1-25				RPI 26-50		Team's RPI: 45		RPI 51-100				RPI 101+			
RPI	S	Opponent	Score	RPI	S	Opponent	Score	RPI	S	Opponent	Score	RPI	S	Opponent	Score
5	H	Oregon St.	53 75					77	H	North Florida	78 55	105	H	Binghamton	79 56
12	H	Indiana	45 58					81	H	IUPUI	74 65	113	N	N.C. A&T	68 67
16	A	DePaul	83 89									132	H	Miami (OH)	80 62
												251	H	Jackson St.	83 68
LAST 10 Division I															
113	N	N.C. A&T	68 67	105	H	Binghamton	79 56	12	H	Indiana	45 58	5	H	Oregon St.	53 75
81	H	IUPUI	74 65	77	H	North Florida	78 55	132	H	Miami (OH)	80 62	16	A	DePaul	83 89
251	H	Jackson St.	83 68												

Non-Div I Games:

Miami (FL)

■ Loss,
 ■ Non-Conf, S Site,
 ■ Home
 ■ Away
 N Neutral

Average RPI Win:	257	WON-LOST	WINNING	LAST 10	STRENGTH OF	OPP. STRENGTH	TEAM	ADJ.	CONF.	ADJ CONF.
Average RPI Loss:	83	RECORD	PCT. RANK	GAMES	SCHEDULE	OF SCHEDULE	RPI	RPI	RPI	RPI
DIV. I ONLY	5- 5	164	5-5	215	98	132	132	11	11	
DIV. I NON-CONF.	5- 5	163	5-5	216	99	133	133	11	11	
TOTALS	RPI 1-25	RPI 26-50	W-L RECORDS	RPI 51-100	RPI 101-150	RPI 150+				
5- 5	0- 1	0- 1	OVERALL	0- 1	0- 1	5- 1				
1- 0	0- 0	0- 0	HOME	0- 0	0- 0	1- 0				
3- 4	0- 1	0- 1	AWAY	0- 1	0- 1	3- 0				
1- 1	0- 0	0- 0	NEUTRAL	0- 0	0- 0	1- 1				
5- 5	0- 1	0- 1	NON-CONFERENCE	0- 1	0- 1	5- 1				
1- 0	0- 0	0- 0	HOME	0- 0	0- 0	1- 0				
3- 4	0- 1	0- 1	AWAY	0- 1	0- 1	3- 0				
1- 1	0- 0	0- 0	NEUTRAL	0- 0	0- 0	1- 1				
0- 0	0- 0	0- 0	CONFERENCE	0- 0	0- 0	0- 0				
0- 0	0- 0	0- 0	HOME	0- 0	0- 0	0- 0				
0- 0	0- 0	0- 0	AWAY	0- 0	0- 0	0- 0				
0- 0	0- 0	0- 0	NEUTRAL	0- 0	0- 0	0- 0				

RPI	S	Opponent	Score	RPI	S	Opponent	Score	RPI	S	Opponent	Score	RPI	S	Opponent	Score	Team's RPI: 132
16	A	DePaul	79 98	45	A	Miami (FL)	62 80	52	A	Bradley	68 79	130	A	Cincinnati	68 98	
												172	N	Liberty	53 65	
												185	A	Eastern Ky.	75 57	
												230	N	Prairie View	65 52	
												237	A	South Alabama	76 73	
												306	A	Pittsburgh	80 71	
												325	H	UIC	85 35	
LAST 10 Division I																
306	A	Pittsburgh	80 71	130	A	Cincinnati	68 98									
185	A	Eastern Ky.	75 57	45	A	Miami (FL)	62 80									
237	A	South Alabama	76 73	172	N	Liberty	53 65									
230	N	Prairie View	65 52	325	H	UIC	85 35									
16	A	DePaul	79 98	52	A	Bradley	68 79									

Non-Div I Games:

Miami (OH)

■ Loss,
■ Non-Conf,
■ S Site,
■ H Home
■ A Away
N Neutral

Average RPI Win: 181		WON-LOST	WINNING	LAST 10	STRENGTH OF	OPP. STRENGTH	TEAM	ADJ.	CONF.	ADJ CONF.
Average RPI Loss: 79		RECORD	PCT. RANK	GAMES	SCHEDULE	OF SCHEDULE	RPI	RPI	RPI	RPI
DIV. I ONLY		9- 1	21	9-1	130	128	39	39	2	2
DIV. I NON-CONF.		9- 1	21	9-1	128	128	40	40	2	2
TOTALS		RPI 1-25	RPI 26-50	W-L RECORDS	RPI 51-100	RPI 101-150	RPI 150+			
9- 1	0- 0		0- 0	OVERALL	2- 1	2- 0	5- 0			
6- 1	0- 0		0- 0	HOME	1- 1	1- 0	4- 0			
2- 0	0- 0		0- 0	AWAY	0- 0	1- 0	1- 0			
1- 0	0- 0		0- 0	NEUTRAL	1- 0	0- 0	0- 0			
9- 1	0- 0		0- 0	NON-CONFERENCE	2- 1	2- 0	5- 0			
6- 1	0- 0		0- 0	HOME	1- 1	1- 0	4- 0			
2- 0	0- 0		0- 0	AWAY	0- 0	1- 0	1- 0			
1- 0	0- 0		0- 0	NEUTRAL	1- 0	0- 0	0- 0			
0- 0	0- 0		0- 0	CONFERENCE	0- 0	0- 0	0- 0			
0- 0	0- 0		0- 0	HOME	0- 0	0- 0	0- 0			
0- 0	0- 0		0- 0	AWAY	0- 0	0- 0	0- 0			
0- 0	0- 0		0- 0	NEUTRAL	0- 0	0- 0	0- 0			

RPI 1-25				RPI 26-50				Team's RPI: 39				RPI 51-100				RPI 101+			
RPI	S	Opponent	Score	RPI	S	Opponent	Score	RPI	S	Opponent	Score	RPI	S	Opponent	Score	RPI	S	Opponent	Score
												52	H	Bradley	77 57	120	H	Syracuse	84 76
												70	N	Kent St.	88 53	139	A	Akron	80 71
												79	H	Notre Dame	72 76	190	A	Eastern Mich.	57 38
																253	H	Oakland	79 64
																260	H	Western Mich.	76 55
																271	H	Morgan St.	80 48
																278	H	Appalachian St.	62 35
LAST 10 Division I																			
				278	H	Appalachian St.	62 35	253	H	Oakland	79 64								
				139	A	Akron	80 71	120	H	Syracuse	84 76								
				70	N	Kent St.	88 53	271	H	Morgan St.	80 48								
				52	H	Bradley	77 57	190	A	Eastern Mich.	57 38								
				260	H	Western Mich.	76 55	79	H	Notre Dame	72 76								

Non-Div I Games:

Michigan

Loss, Non-Conf, S Site, H Home A Away N Neutral

Average RPI Win:	238	WON-LOST	WINNING	LAST 10	STRENGTH OF	OPP. STRENGTH	TEAM	ADJ.	CONF.	ADJ CONF.
Average RPI Loss:	19	RECORD	PCT. RANK	GAMES	SCHEDULE	OF SCHEDULE	RPI	RPI	RPI	RPI
DIV. I ONLY	7- 2	55	7-2	268	61	104	104	2	2	
DIV. I NON-CONF.	7- 2	54	7-2	269	61	104	104	2	2	
TOTALS	RPI 1-25	RPI 26-50	W-L RECORDS	RPI 51-100	RPI 101-150	RPI 150+				
7- 2	0- 2	0- 0	OVERALL	1- 0	0- 0	6- 0				
5- 0	0- 0	0- 0	HOME	0- 0	0- 0	5- 0				
1- 1	0- 1	0- 0	AWAY	1- 0	0- 0	0- 0				
1- 1	0- 1	0- 0	NEUTRAL	0- 0	0- 0	1- 0				
7- 2	0- 2	0- 0	NON-CONFERENCE	1- 0	0- 0	6- 0				
5- 0	0- 0	0- 0	HOME	0- 0	0- 0	5- 0				
1- 1	0- 1	0- 0	AWAY	1- 0	0- 0	0- 0				
1- 1	0- 1	0- 0	NEUTRAL	0- 0	0- 0	1- 0				
0- 0	0- 0	0- 0	CONFERENCE	0- 0	0- 0	0- 0				
0- 0	0- 0	0- 0	HOME	0- 0	0- 0	0- 0				
0- 0	0- 0	0- 0	AWAY	0- 0	0- 0	0- 0				
0- 0	0- 0	0- 0	NEUTRAL	0- 0	0- 0	0- 0				

RPI 1-25			RPI 26-50			RPI 51-100			RPI 101+			Team's RPI: 104
RPI	S	Opponent	Score	RPI	S	Opponent	Score	RPI	S	Opponent	Score	
14	A	Florida St.	68 78					190	H	Eastern Mich.	85 50	
24	N	LSU	56 58					229	N	Kansas St.	65 60	
								253	H	Oakland	76 56	
								295	H	Morehead St.	93 48	
								296	H	Hartford	79 34	
								322	H	Detroit Mercy	110 52	
LAST 10 Division I												
295	H	Morehead St.	93 48	14	A	Florida St.	68 78	229	N	Kansas St.	65 60	
79	A	Notre Dame	72 69	24	N	LSU	56 58	296	H	Hartford	79 34	
322	H	Detroit Mercy	110 52	253	H	Oakland	76 56					
190	H	Eastern Mich.	85 50									

Non-Div I Games:

Michigan St.

Middle Tenn.

Through Games Of Dec. 19, 2019

Average RPI Win:	201	WON-LOST	WINNING	LAST 10	STRENGTH OF	OPP. STRENGTH	TEAM	ADJ.	CONF.	ADJ CONF.
Average RPI Loss:	61	RECORD	PCT. RANK	GAMES	SCHEDULE	OF SCHEDULE	RPI	RPI	RPI	RPI
DIV. I ONLY	7- 4	102	6-4	82	153	82	82	14	14	
DIV. I NON-CONF.	7- 4	102	6-4	81	153	81	81	14	14	
TOTALS	RPI 1-25	RPI 26-50	W-L RECORDS	RPI 51-100	RPI 101-150	RPI 150+				
7- 4	0- 1	0- 1	OVERALL	1- 1	1- 1	5- 0				
4- 1	0- 0	0- 1	HOME	0- 0	1- 0	3- 0				
2- 1	0- 0	0- 0	AWAY	0- 0	0- 1	2- 0				
1- 2	0- 1	0- 0	NEUTRAL	1- 1	0- 0	0- 0				
7- 4	0- 1	0- 1	NON-CONFERENCE	1- 1	1- 1	5- 0				
4- 1	0- 0	0- 1	HOME	0- 0	1- 0	3- 0				
2- 1	0- 0	0- 0	AWAY	0- 0	0- 1	2- 0				
1- 2	0- 1	0- 0	NEUTRAL	1- 1	0- 0	0- 0				
0- 0	0- 0	0- 0	CONFERENCE	0- 0	0- 0	0- 0				
0- 0	0- 0	0- 0	HOME	0- 0	0- 0	0- 0				
0- 0	0- 0	0- 0	AWAY	0- 0	0- 0	0- 0				
0- 0	0- 0	0- 0	NEUTRAL	0- 0	0- 0	0- 0				

RPI 1-25				RPI 26-50				RPI 51-100				Team's RPI: 82	RPI 101+			
RPI	S	Opponent	Score	RPI	S	Opponent	Score	RPI	S	Opponent	Score		RPI	S	Opponent	Score
8	N	Gonzaga	50 62	47	H	Kentucky	52 67	76	N	Arizona St.	60 61		110	H	Furman	78 62
								97	N	Auburn	73 50		112	A	Belmont	57 68
													173	A	Tulane	64 62
													200	H	VCU	86 63
													242	H	Tennessee Tech	64 58
													272	A	East Carolina	68 66
													311	H	Lipscomb	70 49
LAST 10 Division I																
200	H	VCU	86 63	311	H	Lipscomb	70 49									
112	A	Belmont	57 68	76	N	Arizona St.	60 61									
242	H	Tennessee Tech	64 58	8	N	Gonzaga	50 62									
173	A	Tulane	64 62	97	N	Auburn	73 50									
47	H	Kentucky	52 67	110	H	Furman	78 62									

Non-Div I Games:

Middle Tenn.

■ Loss,
 ■ Non-Conf,
 S Site,
 ■ Home
 ■ Away
 N Neutral

Average RPI Win: 222	WON-LOST	WINNING	LAST 10	STRENGTH OF	OPP. STRENGTH	TEAM	ADJ.	CONF.	ADJ CONF.
Average RPI Loss: 62	RECORD	PCT. RANK	GAMES	SCHEDULE	OF SCHEDULE	RPI	RPI	RPI	RPI
DIV. I ONLY	2- 7	285	2-7	37	46	193	193	16	16
DIV. I NON-CONF.	2- 7	284	2-7	39	47	192	192	16	16
TOTALS	RPI 1-25	RPI 26-50	W-L RECORDS	RPI 51-100	RPI 101-150	RPI 150+			
2- 7	0- 2	0- 2	OVERALL	0- 2	1- 0	1- 1			
2- 2	0- 0	0- 1	HOME	0- 1	1- 0	1- 0			
0- 5	0- 2	0- 1	AWAY	0- 1	0- 0	0- 1			
0- 0	0- 0	0- 0	NEUTRAL	0- 0	0- 0	0- 0			
2- 7	0- 2	0- 2	NON-CONFERENCE	0- 2	1- 0	1- 1			
2- 2	0- 0	0- 1	HOME	0- 1	1- 0	1- 0			
0- 5	0- 2	0- 1	AWAY	0- 1	0- 0	0- 1			
0- 0	0- 0	0- 0	NEUTRAL	0- 0	0- 0	0- 0			
0- 0	0- 0	0- 0	CONFERENCE	0- 0	0- 0	0- 0			
0- 0	0- 0	0- 0	HOME	0- 0	0- 0	0- 0			
0- 0	0- 0	0- 0	AWAY	0- 0	0- 0	0- 0			
0- 0	0- 0	0- 0	NEUTRAL	0- 0	0- 0	0- 0			

RPI 1-25				RPI 26-50				RPI 51-100				RPI 101+ Team's RPI: 193			
RPI	S	Opponent	Score	RPI	S	Opponent	Score	RPI	S	Opponent	Score	RPI	S	Opponent	Score
15	A	Purdue	55 68	41	A	Minnesota	61 77	63	A	Wisconsin	40 71	141	H	Northern Ill.	78 65
16	A	DePaul	65 94	42	H	Marquette	56 78	96	H	Bowling Green	51 63	161	A	Columbia	46 74
												303	H	Ark.-Pine Bluff	69 55
LAST 10 Division I															
96	H	Bowling Green	51 63	141	H	Northern Ill.	78 65								
42	H	Marquette	56 78	161	A	Columbia	46 74								
41	A	Minnesota	61 77	16	A	DePaul	65 94								
15	A	Purdue	55 68	303	H	Ark.-Pine Bluff	69 55								
				63	A	Wisconsin	40 71								

Non-Div I Games: Wis.-Parkside 84 77

Milwaukee

■ Loss,
 ■ Non-Conf,
 ■ S Site,
 ■ H Home
 ■ A Away
 N Neutral

Minnesota

Through Games Of Dec. 19, 2019

Average RPI Win:	183	WON-LOST	WINNING	LAST 10	STRENGTH OF	OPP. STRENGTH	TEAM	ADJ.	CONF.	ADJ CONF.
Average RPI Loss:	3	RECORD	PCT. RANK	GAMES	SCHEDULE	OF SCHEDULE	RPI	RPI	RPI	RPI
DIV. I ONLY	9- 1	21	9-1	178	37	41	41	2	2	
DIV. I NON-CONF.	9- 1	21	9-1	180	38	42	42	2	2	
TOTALS	RPI 1-25	RPI 26-50	W-L RECORDS	RPI 51-100	RPI 101-150	RPI 150+				
9- 1	0- 1	0- 0	OVERALL	3- 0	1- 0	5- 0				
6- 1	0- 1	0- 0	HOME	1- 0	1- 0	4- 0				
3- 0	0- 0	0- 0	AWAY	2- 0	0- 0	1- 0				
0- 0	0- 0	0- 0	NEUTRAL	0- 0	0- 0	0- 0				
9- 1	0- 1	0- 0	NON-CONFERENCE	3- 0	1- 0	5- 0				
6- 1	0- 1	0- 0	HOME	1- 0	1- 0	4- 0				
3- 0	0- 0	0- 0	AWAY	2- 0	0- 0	1- 0				
0- 0	0- 0	0- 0	NEUTRAL	0- 0	0- 0	0- 0				
0- 0	0- 0	0- 0	CONFERENCE	0- 0	0- 0	0- 0				
0- 0	0- 0	0- 0	HOME	0- 0	0- 0	0- 0				
0- 0	0- 0	0- 0	AWAY	0- 0	0- 0	0- 0				
0- 0	0- 0	0- 0	NEUTRAL	0- 0	0- 0	0- 0				

RPI S	Opponent	Score	RPI S	Opponent	Score	Team's RPI: 41	RPI S	Opponent	Score	RPI S	Opponent	Score
3	H Missouri St.	69 77					76	H Arizona St.	80 66	140	H Montana St.	71 60
							79	A Notre Dame	75 67	193	H Milwaukee	77 61
							90	A George Washington	83 50	243	A American	70 53
										255	H Vermont	90 58
										262	H UC Davis	76 67
										312	H Bryant	101 56
LAST 10 Division I												
262	H UC Davis	76 67	79	A Notre Dame	75 67							
90	A George Washington	83 50	312	H Bryant	101 56							
243	A American	70 53	140	H Montana St.	71 60							
255	H Vermont	90 58	76	H Arizona St.	80 66							
3	H Missouri St.	69 77	193	H Milwaukee	77 61							

Non-Div I Games:

Minnesota

Loss, Non-Conf, S Site, H Home A Away N Neutral

Average RPI Win:	140	WON-LOST	WINNING	LAST 10	STRENGTH OF	OPP. STRENGTH	TEAM	ADJ.	CONF.	ADJ CONF.
Average RPI Loss:	30	RECORD	PCT. RANK	GAMES	SCHEDULE	OF SCHEDULE	RPI	RPI	RPI	RPI
DIV. I ONLY	10- 2	39	8-2	12	165	10	10	4	4	
DIV. I NON-CONF.	10- 2	39	8-2	11	166	10	10	4	4	
TOTALS	RPI 1-25	RPI 26-50	W-L RECORDS	RPI 51-100	RPI 101-150	RPI 150+				
10- 2	0- 1	1- 0	OVERALL	2- 1	4- 0	3- 0				
4- 1	0- 0	0- 0	HOME	1- 1	2- 0	1- 0				
3- 0	0- 0	1- 0	AWAY	0- 0	0- 0	2- 0				
3- 1	0- 1	0- 0	NEUTRAL	1- 0	2- 0	0- 0				
10- 2	0- 1	1- 0	NON-CONFERENCE	2- 1	4- 0	3- 0				
4- 1	0- 0	0- 0	HOME	1- 1	2- 0	1- 0				
3- 0	0- 0	1- 0	AWAY	0- 0	0- 0	2- 0				
3- 1	0- 1	0- 0	NEUTRAL	1- 0	2- 0	0- 0				
0- 0	0- 0	0- 0	CONFERENCE	0- 0	0- 0	0- 0				
0- 0	0- 0	0- 0	HOME	0- 0	0- 0	0- 0				
0- 0	0- 0	0- 0	AWAY	0- 0	0- 0	0- 0				
0- 0	0- 0	0- 0	NEUTRAL	0- 0	0- 0	0- 0				

RPI S	Opponent	Score	RPI S	Opponent	Score	RPI S	Opponent	Score	RPI S	Opponent	Score
2 N	Stanford	62 67	42 A	Marquette	74 68	57 H	West Virginia	65 71	117 H	Murray St.	124 43
						86 H	Troy	122 82	128 N	South Fla.	86 61
						91 N	Green Bay	83 58	133 N	San Francisco	73 38
									146 H	UT Martin	82 46
									198 H	Southern Miss.	91 58
									211 A	Louisiana	64 48
									251 A	Jackson St.	92 53
LAST 10 Division I											
128 N	South Fla.	86 61	2 N	Stanford	62 67	91 N	Green Bay	83 58			
211 A	Louisiana	64 48	57 H	West Virginia	65 71	133 N	San Francisco	73 38			
86 H	Troy	122 82	42 A	Marquette	74 68	251 A	Jackson St.	92 53			
117 H	Murray St.	124 43									

Non-Div I Games:

Mississippi St.

Average RPI Win:	348	WON-LOST	WINNING	LAST 10	STRENGTH OF	OPP. STRENGTH	TEAM	ADJ.	CONF.	ADJ CONF.
Average RPI Loss:	206	RECORD	PCT. RANK	GAMES	SCHEDULE	OF SCHEDULE	RPI	RPI	RPI	RPI
DIV. I ONLY	1- 8	322	1-8	251	340	337	337	28	28	
DIV. I NON-CONF.	1- 8	321	1-8	252	341	337	337	28	28	
TOTALS	RPI 1-25	RPI 26-50	W-L RECORDS	RPI 51-100	RPI 101-150	RPI 150+				
1- 8	0- 0	0- 0	OVERALL	0- 1	0- 1	1- 6				
1- 2	0- 0	0- 0	HOME	0- 1	0- 1	1- 0				
0- 5	0- 0	0- 0	AWAY	0- 0	0- 0	0- 5				
0- 1	0- 0	0- 0	NEUTRAL	0- 0	0- 0	0- 1				
1- 8	0- 0	0- 0	NON-CONFERENCE	0- 1	0- 1	1- 6				
1- 2	0- 0	0- 0	HOME	0- 1	0- 1	1- 0				
0- 5	0- 0	0- 0	AWAY	0- 0	0- 0	0- 5				
0- 1	0- 0	0- 0	NEUTRAL	0- 0	0- 0	0- 1				
0- 0	0- 0	0- 0	CONFERENCE	0- 0	0- 0	0- 0				
0- 0	0- 0	0- 0	HOME	0- 0	0- 0	0- 0				
0- 0	0- 0	0- 0	AWAY	0- 0	0- 0	0- 0				
0- 0	0- 0	0- 0	NEUTRAL	0- 0	0- 0	0- 0				

RPI 1-25				RPI 26-50				RPI 51-100				RPI 101+				Team's RPI: 337	
RPI	S	Opponent	Score	RPI	S	Opponent	Score	RPI	S	Opponent	Score	RPI	S	Opponent	Score		
								73	H	Austin Peay	82	100	117	H	Murray St.	66	72
													183	A	Wyoming	22	95
													198	A	Southern Miss.	80	84
													239	A	North Ala.	60	86
													266	N	Omaha	70	78
													280	A	Colorado St.	46	65
													288	A	Ole Miss	53	72
													348	H	Florida A&M	71	70
LAST 10 Division I																	
				280	A	Colorado St.	46	65		266	N	Omaha	70	78			
				183	A	Wyoming	22	95		198	A	Southern Miss.	80	84			
				348	H	Florida A&M	71	70		73	H	Austin Peay	82	100			
				288	A	Ole Miss	53	72		117	H	Murray St.	66	72			
										239	A	North Ala.	60	86			

Non-Div I Games:

Mississippi Val.

Average RPI Win:	153	WON-LOST	WINNING	LAST 10	STRENGTH OF	OPP. STRENGTH	TEAM	ADJ.	CONF.	ADJ CONF.
Average RPI Loss:	73	RECORD	PCT. RANK	GAMES	SCHEDULE	OF SCHEDULE	RPI	RPI	RPI	RPI
DIV. I ONLY	3- 9	271	2-8	17	54	167	167	4	4	
DIV. I NON-CONF.	3- 9	272	2-8	17	54	165	165	4	4	
TOTALS	RPI 1-25	RPI 26-50	W-L RECORDS	RPI 51-100	RPI 101-150	RPI 150+				
3- 9	0- 3	1- 1	OVERALL	0- 3	0- 1	2- 1				
3- 3	0- 1	1- 1	HOME	0- 1	0- 0	2- 0				
0- 4	0- 2	0- 0	AWAY	0- 1	0- 0	0- 1				
0- 2	0- 0	0- 0	NEUTRAL	0- 1	0- 1	0- 0				
3- 9	0- 3	1- 1	NON-CONFERENCE	0- 3	0- 1	2- 1				
3- 3	0- 1	1- 1	HOME	0- 1	0- 0	2- 0				
0- 4	0- 2	0- 0	AWAY	0- 1	0- 0	0- 1				
0- 2	0- 0	0- 0	NEUTRAL	0- 1	0- 1	0- 0				
0- 0	0- 0	0- 0	CONFERENCE	0- 0	0- 0	0- 0				
0- 0	0- 0	0- 0	HOME	0- 0	0- 0	0- 0				
0- 0	0- 0	0- 0	AWAY	0- 0	0- 0	0- 0				
0- 0	0- 0	0- 0	NEUTRAL	0- 0	0- 0	0- 0				

RPI 1-25				RPI 26-50				RPI 51-100				RPI 101+ Team's RPI: 167			
RPI	S	Opponent	Score	RPI	S	Opponent	Score	RPI	S	Opponent	Score	RPI	S	Opponent	Score
3	A	Missouri St.	72 79	27	H	Saint Louis	83 58	85	N	North Carolina	69 82	148	N	New Mexico	68 71
11	H	Princeton	33 68	49	H	UNI	73 78	87	H	Nebraska	85 90	160	A	UMKC	56 59
19	A	South Dakota	56 72					91	A	Green Bay	64 72	192	H	Western Ill.	97 89
												240	H	SIUE	68 51
LAST 10 Division I															
11	H	Princeton	33 68	33	H	Princeton	68	85	N	North Carolina	69 82				
3	A	Missouri St.	72 79	72	A	Missouri St.	79	148	N	New Mexico	68 71				
160	A	UMKC	56 59	56	A	UMKC	59	240	H	SIUE	68 51				
27	H	Saint Louis	83 58	83	H	Saint Louis	58	19	A	South Dakota	56 72				
49	H	UNI	73 78	73	H	UNI	78	91	A	Green Bay	64 72				

Non-Div I Games:

Missouri

Average RPI Win:	109	WON-LOST	WINNING	LAST 10	STRENGTH OF	OPP. STRENGTH	TEAM	ADJ.	CONF.	ADJ CONF.
Average RPI Loss:	5	RECORD	PCT. RANK	GAMES	SCHEDULE	OF SCHEDULE	RPI	RPI	RPI	RPI
DIV. I ONLY	9- 1	21	9-1	4	39	3	3	7	7	
DIV. I NON-CONF.	9- 1	21	9-1	5	40	3	3	7	7	
TOTALS	RPI 1-25	RPI 26-50	W-L RECORDS	RPI 51-100	RPI 101-150	RPI 150+				
9- 1	1- 1	2- 0	OVERALL	1- 0	2- 0	3- 0				
5- 0	0- 0	0- 0	HOME	0- 0	2- 0	3- 0				
4- 1	1- 1	2- 0	AWAY	1- 0	0- 0	0- 0				
0- 0	0- 0	0- 0	NEUTRAL	0- 0	0- 0	0- 0				
9- 1	1- 1	2- 0	NON-CONFERENCE	1- 0	2- 0	3- 0				
5- 0	0- 0	0- 0	HOME	0- 0	2- 0	3- 0				
4- 1	1- 1	2- 0	AWAY	1- 0	0- 0	0- 0				
0- 0	0- 0	0- 0	NEUTRAL	0- 0	0- 0	0- 0				
0- 0	0- 0	0- 0	CONFERENCE	0- 0	0- 0	0- 0				
0- 0	0- 0	0- 0	HOME	0- 0	0- 0	0- 0				
0- 0	0- 0	0- 0	AWAY	0- 0	0- 0	0- 0				
0- 0	0- 0	0- 0	NEUTRAL	0- 0	0- 0	0- 0				

RPI 1-25				RPI 26-50				RPI 51-100				RPI 101+			
RPI	S	Opponent	Score	RPI	S	Opponent	Score	RPI	S	Opponent	Score	RPI	S	Opponent	Score
5	A	Oregon St.	69 80	32	A	Oklahoma	96 90	66	A	Boise St.	72 69	131	H	Santa Clara	71 64
19	A	South Dakota	74 66	41	A	Minnesota	77 69					142	H	Wichita St.	68 55
												160	H	UMKC	83 58
												167	H	Missouri	79 72
												224	H	A&M-Corpus Christi	79 51
LAST 10 Division I															
167	H	Missouri	79 72	131	H	Santa Clara	71 64								
142	H	Wichita St.	68 55	5	A	Oregon St.	69 80								
160	H	UMKC	83 58	32	A	Oklahoma	96 90								
19	A	South Dakota	74 66	66	A	Boise St.	72 69								
41	A	Minnesota	77 69	224	H	A&M-Corpus Christi	79 51								

Non-Div I Games:

Missouri St.

Average RPI Win:	268	WON-LOST	WINNING	LAST 10	STRENGTH OF	OPP. STRENGTH	TEAM	ADJ.	CONF.	ADJ CONF.
Average RPI Loss:	90	RECORD	PCT. RANK	GAMES	SCHEDULE	OF SCHEDULE	RPI	RPI	RPI	RPI
DIV. I ONLY	3- 5	221	3-5	44	239	163	163	21	21	
DIV. I NON-CONF.	2- 5	258	2-5	26	250	163	163	21	21	
TOTALS	RPI 1-25	RPI 26-50	W-L RECORDS	RPI 51-100	RPI 101-150	RPI 150+				
3- 5	0- 1	0- 0	OVERALL	0- 2	0- 1	3- 1				
2- 1	0- 0	0- 0	HOME	0- 1	0- 0	2- 0				
0- 4	0- 1	0- 0	AWAY	0- 1	0- 1	0- 1				
1- 0	0- 0	0- 0	NEUTRAL	0- 0	0- 0	1- 0				
2- 5	0- 1	0- 0	NON-CONFERENCE	0- 2	0- 1	2- 1				
1- 1	0- 0	0- 0	HOME	0- 1	0- 0	1- 0				
0- 4	0- 1	0- 0	AWAY	0- 1	0- 1	0- 1				
1- 0	0- 0	0- 0	NEUTRAL	0- 0	0- 0	1- 0				
1- 0	0- 0	0- 0	CONFERENCE	0- 0	0- 0	1- 0				
1- 0	0- 0	0- 0	HOME	0- 0	0- 0	1- 0				
0- 0	0- 0	0- 0	AWAY	0- 0	0- 0	0- 0				
0- 0	0- 0	0- 0	NEUTRAL	0- 0	0- 0	0- 0				

RPI 1-25				RPI 26-50				RPI 51-100				RPI 101+ Team's RPI: 163			
RPI	S	Opponent	Score	RPI	S	Opponent	Score	RPI	S	Opponent	Score	RPI	S	Opponent	Score
11	A	Princeton	40 52					58	A	Arizona	34 86	103	A	Bucknell	37 71
								59	H	Providence	52 68	217	A	San Diego	49 57
												235	H	Lafayette	52 44
												247	H	Manhattan	62 60
												323	N	Purdue Fort Wayne	60 46
LAST 10 Division I															
247	H	Manhattan	62 60	217	A	San Diego	49 57								
235	H	Lafayette	52 44	11	A	Princeton	40 52								
58	A	Arizona	34 86	59	H	Providence	52 68								
323	N	Purdue Fort Wayne	60 46	103	A	Bucknell	37 71								

Non-Div I Games:

Monmouth

Montana

Through Games Of Dec. 19, 2019

Average RPI Win:	270	WON-LOST	WINNING	LAST 10	STRENGTH OF	OPP. STRENGTH	TEAM	ADJ.	CONF.	ADJ CONF.
Average RPI Loss:	93	RECORD	PCT. RANK	GAMES	SCHEDULE	OF SCHEDULE	RPI	RPI	RPI	RPI
DIV. I ONLY	3- 4	204	3-4	74	302	168	168	18	18	
DIV. I NON-CONF.	3- 4	205	3-4	73	300	166	166	18	18	
TOTALS	RPI 1-25	RPI 26-50	W-L RECORDS	RPI 51-100	RPI 101-150	RPI 150+				
3- 4	0- 1	0- 0	OVERALL	0- 1	0- 1	3- 1				
1- 2	0- 0	0- 0	HOME	0- 1	0- 0	1- 1				
2- 1	0- 1	0- 0	AWAY	0- 0	0- 0	2- 0				
0- 1	0- 0	0- 0	NEUTRAL	0- 0	0- 1	0- 0				
3- 4	0- 1	0- 0	NON-CONFERENCE	0- 1	0- 1	3- 1				
1- 2	0- 0	0- 0	HOME	0- 1	0- 0	1- 1				
2- 1	0- 1	0- 0	AWAY	0- 0	0- 0	2- 0				
0- 1	0- 0	0- 0	NEUTRAL	0- 0	0- 1	0- 0				
0- 0	0- 0	0- 0	CONFERENCE	0- 0	0- 0	0- 0				
0- 0	0- 0	0- 0	HOME	0- 0	0- 0	0- 0				
0- 0	0- 0	0- 0	AWAY	0- 0	0- 0	0- 0				
0- 0	0- 0	0- 0	NEUTRAL	0- 0	0- 0	0- 0				

RPI 1-25			RPI 26-50			RPI 51-100			RPI 101+			Team's RPI: 168
RPI	S	Opponent	Score	RPI	S	Opponent	Score	RPI	S	Opponent	Score	
19	A	South Dakota	64 96					58	H	Arizona	42 77	
								131	N	Santa Clara	58 68	
								162	H	Fresno St.	63 76	
								199	A	Cal St. Fullerton	71 69	
								263	H	Grand Canyon	72 67	
								347	A	Utah Valley	63 52	
LAST 10 Division I												
347	A	Utah Valley	63 52	19	A	South Dakota	64 96					
199	A	Cal St. Fullerton	71 69	162	H	Fresno St.	63 76					
131	N	Santa Clara	58 68									
58	H	Arizona	42 77									
263	H	Grand Canyon	72 67									

Non-Div I Games: Mont. St.-Northern 98 45

Montana

Loss, Non-Conf, S Site, H Home A Away N Neutral

Average RPI Win: 303		WON-LOST	WINNING	LAST 10	STRENGTH OF	OPP. STRENGTH	TEAM	ADJ.	CONF.	ADJ CONF.
Average RPI Loss: 57		RECORD	PCT. RANK	GAMES	SCHEDULE	OF SCHEDULE	RPI	RPI	RPI	RPI
DIV. I ONLY		2- 3	212	2-3	54	224	140	140	18	18
DIV. I NON-CONF.		2- 3	212	2-3	55	226	141	141	18	18
TOTALS	RPI 1-25		RPI 26-50		W-L RECORDS		RPI 51-100		RPI 101-150	RPI 150+
2- 3	0- 1		0- 1		OVERALL		0- 0		0- 1	2- 0
1- 1	0- 1		0- 0		HOME		0- 0		0- 0	1- 0
1- 2	0- 0		0- 1		AWAY		0- 0		0- 1	1- 0
0- 0	0- 0		0- 0		NEUTRAL		0- 0		0- 0	0- 0
2- 3	0- 1		0- 1		NON-CONFERENCE		0- 0		0- 1	2- 0
1- 1	0- 1		0- 0		HOME		0- 0		0- 0	1- 0
1- 2	0- 0		0- 1		AWAY		0- 0		0- 1	1- 0
0- 0	0- 0		0- 0		NEUTRAL		0- 0		0- 0	0- 0
0- 0	0- 0		0- 0		CONFERENCE		0- 0		0- 0	0- 0
0- 0	0- 0		0- 0		HOME		0- 0		0- 0	0- 0
0- 0	0- 0		0- 0		AWAY		0- 0		0- 0	0- 0
0- 0	0- 0		0- 0		NEUTRAL		0- 0		0- 0	0- 0

RPI 1-25				RPI 26-50				RPI 51-100				RPI 101+				Team's RPI: 140	
RPI	S	Opponent	Score	RPI	S	Opponent	Score	RPI	S	Opponent	Score	RPI	S	Opponent	Score		
8	H	Gonzaga	55 70	41	A	Minnesota	60 71					121	A	South Dakota St.	50 60		
												262	H	UC Davis	77 65		
												343	A	Seattle U	73 65		
LAST 10 Division I																	
				262	H	UC Davis	77 65	8	H	Gonzaga	55 70						
								343	A	Seattle U	73 65						
								41	A	Minnesota	60 71						
								121	A	South Dakota St.	50 60						

Non-Div I Games:	Carroll (MT)	67	33	Mont. St.-Northern	93	34
------------------	--------------	----	----	--------------------	----	----

Montana St.

■ Loss, ■ Non-Conf, S Site, H Home A Away N Neutral

Average RPI Win:	250	WON-LOST	WINNING	LAST 10	STRENGTH OF	OPP. STRENGTH	TEAM	ADJ.	CONF.	ADJ CONF.
Average RPI Loss:	121	RECORD	PCT. RANK	GAMES	SCHEDULE	OF SCHEDULE	RPI	RPI	RPI	RPI
DIV. I ONLY	2- 7	285	2-7	197	201	295	295	19	19	
DIV. I NON-CONF.	2- 7	284	2-7	198	203	295	295	19	19	
TOTALS	RPI 1-25	RPI 26-50	W-L RECORDS	RPI 51-100	RPI 101-150	RPI 150+				
2- 7	0- 0	0- 1	OVERALL	0- 1	0- 4	2- 1				
2- 2	0- 0	0- 0	HOME	0- 0	0- 1	2- 1				
0- 5	0- 0	0- 1	AWAY	0- 1	0- 3	0- 0				
0- 0	0- 0	0- 0	NEUTRAL	0- 0	0- 0	0- 0				
2- 7	0- 0	0- 1	NON-CONFERENCE	0- 1	0- 4	2- 1				
2- 2	0- 0	0- 0	HOME	0- 0	0- 1	2- 1				
0- 5	0- 0	0- 1	AWAY	0- 1	0- 3	0- 0				
0- 0	0- 0	0- 0	NEUTRAL	0- 0	0- 0	0- 0				
0- 0	0- 0	0- 0	CONFERENCE	0- 0	0- 0	0- 0				
0- 0	0- 0	0- 0	HOME	0- 0	0- 0	0- 0				
0- 0	0- 0	0- 0	AWAY	0- 0	0- 0	0- 0				
0- 0	0- 0	0- 0	NEUTRAL	0- 0	0- 0	0- 0				

RPI S	Opponent	Score	RPI S	Opponent	Score	RPI S	Opponent	Score	RPI S	Opponent	Score	Team's RPI: 295
47	A Kentucky	54 79	96	A Bowling Green	65 79	104	A Michigan St.	48 93	113	H N.C. A&T	56 74	
						126	A Dayton	41 58	147	A Valparaiso	53 55	
						201	H Saint Francis (PA)	65 54	214	H Stetson	55 58	
						299	H Radford	73 62				
LAST 10 Division I												
147	A Valparaiso	53 55	113	H N.C. A&T	56 74							
104	A Michigan St.	48 93	47	A Kentucky	54 79							
126	A Dayton	41 58	201	H Saint Francis (PA)	65 54							
299	H Radford	73 62	214	H Stetson	55 58							
			96	A Bowling Green	65 79							

Average RPI Win:	240	WON-LOST	WINNING	LAST 10	STRENGTH OF	OPP. STRENGTH	TEAM	ADJ.	CONF.	ADJ CONF.
Average RPI Loss:	202	RECORD	PCT. RANK	GAMES	SCHEDULE	OF SCHEDULE	RPI	RPI	RPI	RPI
DIV. I ONLY	2- 7	285	2-7	187	338	271	271	31	31	
DIV. I NON-CONF.	2- 7	284	2-7	188	339	274	274	31	31	
TOTALS	RPI 1-25	RPI 26-50	W-L RECORDS	RPI 51-100	RPI 101-150	RPI 150+				
2- 7	0- 0	0- 2	OVERALL	0- 1	0- 0	2- 4				
1- 0	0- 0	0- 0	HOME	0- 0	0- 0	1- 0				
1- 7	0- 0	0- 2	AWAY	0- 1	0- 0	1- 4				
0- 0	0- 0	0- 0	NEUTRAL	0- 0	0- 0	0- 0				
2- 7	0- 0	0- 2	NON-CONFERENCE	0- 1	0- 0	2- 4				
1- 0	0- 0	0- 0	HOME	0- 0	0- 0	1- 0				
1- 7	0- 0	0- 2	AWAY	0- 1	0- 0	1- 4				
0- 0	0- 0	0- 0	NEUTRAL	0- 0	0- 0	0- 0				
0- 0	0- 0	0- 0	CONFERENCE	0- 0	0- 0	0- 0				
0- 0	0- 0	0- 0	HOME	0- 0	0- 0	0- 0				
0- 0	0- 0	0- 0	AWAY	0- 0	0- 0	0- 0				
0- 0	0- 0	0- 0	NEUTRAL	0- 0	0- 0	0- 0				

RPI S	Opponent	Score	RPI S	Opponent	Score	RPI S	Opponent	Score	RPI S	Opponent	Score	Team's RPI: 271
39	A Michigan	48 80	42	A Marquette	48 70	87	A Nebraska	55 78	176	H Texas St.	72 62	
									266	A Omaha	64 70	
									304	A Marshall	57 52	
									317	A Saint Peter's	77 78	
									330	A Hofstra	39 51	
									332	A UMBC	63 65	
LAST 10 Division I												
176	H Texas St.	72 62	304	A Marshall	57 52							
332	A UMBC	63 65	266	A Omaha	64 70							
330	A Hofstra	39 51	87	A Nebraska	55 78							
39	A Michigan	48 80	42	A Marquette	48 70							
317	A Saint Peter's	77 78										

Non-Div I Games: Washington Adventis84 52 Notre Dame (MD) 113 34

Morgan St.

Average RPI Win:	305	WON-LOST	WINNING	LAST 10	STRENGTH OF	OPP. STRENGTH	TEAM	ADJ.	CONF.	ADJ CONF.
Average RPI Loss:	157	RECORD	PCT. RANK	GAMES	SCHEDULE	OF SCHEDULE	RPI	RPI	RPI	RPI
DIV. I ONLY	3- 6	235	3-6	281	239	289	289	29	29	
DIV. I NON-CONF.	3- 6	232	3-6	283	243	290	290	29	29	
TOTALS	RPI 1-25	RPI 26-50	W-L RECORDS	RPI 51-100	RPI 101-150	RPI 150+				
3- 6	0- 1	0- 1	OVERALL	0- 0	0- 1	3- 3				
2- 1	0- 0	0- 0	HOME	0- 0	0- 1	2- 0				
1- 4	0- 1	0- 1	AWAY	0- 0	0- 0	1- 2				
0- 1	0- 0	0- 0	NEUTRAL	0- 0	0- 0	0- 1				
3- 6	0- 1	0- 1	NON-CONFERENCE	0- 0	0- 1	3- 3				
2- 1	0- 0	0- 0	HOME	0- 0	0- 1	2- 0				
1- 4	0- 1	0- 1	AWAY	0- 0	0- 0	1- 2				
0- 1	0- 0	0- 0	NEUTRAL	0- 0	0- 0	0- 1				
0- 0	0- 0	0- 0	CONFERENCE	0- 0	0- 0	0- 0				
0- 0	0- 0	0- 0	HOME	0- 0	0- 0	0- 0				
0- 0	0- 0	0- 0	AWAY	0- 0	0- 0	0- 0				
0- 0	0- 0	0- 0	NEUTRAL	0- 0	0- 0	0- 0				

RPI 1-25				RPI 26-50				RPI 51-100				RPI 101+ Team's RPI: 289			
RPI	S	Opponent	Score	RPI	S	Opponent	Score	RPI	S	Opponent	Score	RPI	S	Opponent	Score
12	A	Indiana	52 75	47	A	Kentucky	44 67					106	H	Lehigh	65 66
												218	N	Hampton	60 68
												270	A	Towson	57 73
												284	H	Loyola Maryland	81 75
												290	A	UMES	76 78
												299	A	Radford	75 58
												332	H	UMBC	71 61
LAST 10 Division I															
290	A	UMES	76 78	218	N	Hampton	60 68								
106	H	Lehigh	65 66	270	A	Towson	57 73								
284	H	Loyola Maryland	81 75	12	A	Indiana	52 75								
299	A	Radford	75 58	47	A	Kentucky	44 67								
332	H	UMBC	71 61												

Non-Div I Games: Frostburg St. 94 40

Mt. St. Mary's

Average RPI Win:	300	WON-LOST	WINNING	LAST 10	STRENGTH OF	OPP. STRENGTH	TEAM	ADJ.	CONF.	ADJ CONF.
Average RPI Loss:	33	RECORD	PCT. RANK	GAMES	SCHEDULE	OF SCHEDULE	RPI	RPI	RPI	RPI
DIV. I ONLY	5- 3	111	5-3	271	115	117	117	19	19	
DIV. I NON-CONF.	5- 3	109	5-3	272	114	118	118	19	19	
TOTALS	RPI 1-25	RPI 26-50	W-L RECORDS	RPI 51-100	RPI 101-150	RPI 150+				
5- 3	0- 2	0- 0	OVERALL	0- 1	0- 0	5- 0				
2- 0	0- 0	0- 0	HOME	0- 0	0- 0	2- 0				
3- 3	0- 2	0- 0	AWAY	0- 1	0- 0	3- 0				
0- 0	0- 0	0- 0	NEUTRAL	0- 0	0- 0	0- 0				
5- 3	0- 2	0- 0	NON-CONFERENCE	0- 1	0- 0	5- 0				
2- 0	0- 0	0- 0	HOME	0- 0	0- 0	2- 0				
3- 3	0- 2	0- 0	AWAY	0- 1	0- 0	3- 0				
0- 0	0- 0	0- 0	NEUTRAL	0- 0	0- 0	0- 0				
0- 0	0- 0	0- 0	CONFERENCE	0- 0	0- 0	0- 0				
0- 0	0- 0	0- 0	HOME	0- 0	0- 0	0- 0				
0- 0	0- 0	0- 0	AWAY	0- 0	0- 0	0- 0				
0- 0	0- 0	0- 0	NEUTRAL	0- 0	0- 0	0- 0				

RPI 1-25				RPI 26-50				RPI 51-100				RPI 101+ Team's RPI: 117			
RPI	S	Opponent	Score	RPI	S	Opponent	Score	RPI	S	Opponent	Score	RPI	S	Opponent	Score
4	A	Louisville	40 76					84	A	Southern Ill.	66 76	258	H	Indiana St.	70 62
10	A	Mississippi St.	43 124									259	H	Arkansas St.	77 62
												311	A	Lipscomb	67 57
												333	A	Evansville	61 59
												337	A	Mississippi Val.	72 66
LAST 10 Division I															
333	A	Evansville	61 59	84	A	Southern Ill.	66 76	258	H	Indiana St.	70 62				
259	H	Arkansas St.	77 62					4	A	Louisville	40 76				
311	A	Lipscomb	67 57												
10	A	Mississippi St.	43 124												
337	A	Mississippi Val.	72 66												

Non-Div I Games: Christian Bros. 95 59

Murray St.

Average RPI Win:	236	WON-LOST	WINNING	LAST 10	STRENGTH OF	OPP. STRENGTH	TEAM	ADJ.	CONF.	ADJ CONF.
Average RPI Loss:	66	RECORD	PCT. RANK	GAMES	SCHEDULE	OF SCHEDULE	RPI	RPI	RPI	RPI
DIV. I ONLY	4- 4	164	4-4	143	60	113	113	31	31	
DIV. I NON-CONF.	4- 4	163	4-4	144	60	114	114	31	31	
TOTALS	RPI 1-25	RPI 26-50	W-L RECORDS	RPI 51-100	RPI 101-150	RPI 150+				
4- 4	0- 0	0- 2	OVERALL	0- 1	1- 1	3- 0				
2- 0	0- 0	0- 0	HOME	0- 0	1- 0	1- 0				
1- 3	0- 0	0- 1	AWAY	0- 1	0- 1	1- 0				
1- 1	0- 0	0- 1	NEUTRAL	0- 0	0- 0	1- 0				
4- 4	0- 0	0- 2	NON-CONFERENCE	0- 1	1- 1	3- 0				
2- 0	0- 0	0- 0	HOME	0- 0	1- 0	1- 0				
1- 3	0- 0	0- 1	AWAY	0- 1	0- 1	1- 0				
1- 1	0- 0	0- 1	NEUTRAL	0- 0	0- 0	1- 0				
0- 0	0- 0	0- 0	CONFERENCE	0- 0	0- 0	0- 0				
0- 0	0- 0	0- 0	HOME	0- 0	0- 0	0- 0				
0- 0	0- 0	0- 0	AWAY	0- 0	0- 0	0- 0				
0- 0	0- 0	0- 0	NEUTRAL	0- 0	0- 0	0- 0				

RPI 1-25			RPI 26-50			RPI 51-100			RPI 101+			Team's RPI: 113
RPI	S	Opponent	Score	RPI	S	Opponent	Score	RPI	S	Opponent	Score	
28	A	NC State	44 80	53	A	Georgia	54 72	125	H	UNC Greensboro	57 48	
45	N	Miami (FL)	67 68					139	A	Akron	52 64	
								259	N	Arkansas St.	55 50	
								264	H	ETSU	80 69	
								295	A	Morehead St.	74 56	
LAST 10 Division I												
45	N	Miami (FL)	67 68	139	A	Akron	52 64					
264	H	ETSU	80 69	125	H	UNC Greensboro	57 48					
53	A	Georgia	54 72	295	A	Morehead St.	74 56					
28	A	NC State	44 80	259	N	Arkansas St.	55 50					

Non-Div I Games: Saint Augustine's 75 44 Johnson & Wales (NC121 61

N.C. A&T

Loss, Non-Conf, S Site, H Home A Away N Neutral

N.C. Central

Through Games Of Dec. 19, 2019

Average RPI Win:	186	WON-LOST	WINNING	LAST 10	STRENGTH OF	OPP. STRENGTH	TEAM	ADJ.	CONF.	ADJ CONF.
Average RPI Loss:	191	RECORD	PCT. RANK	GAMES	SCHEDULE	OF SCHEDULE	RPI	RPI	RPI	RPI
DIV. I ONLY	1- 9	330	1-9	183	317	321	321	31	31	
DIV. I NON-CONF.	1- 9	330	1-9	184	315	321	321	31	31	
TOTALS	RPI 1-25	RPI 26-50	W-L RECORDS	RPI 51-100	RPI 101-150	RPI 150+				
1- 9	0- 1	0- 1	OVERALL	0- 2	0- 0	1- 5				
1- 3	0- 0	0- 0	HOME	0- 0	0- 0	1- 3				
0- 5	0- 1	0- 1	AWAY	0- 2	0- 0	0- 1				
0- 1	0- 0	0- 0	NEUTRAL	0- 0	0- 0	0- 1				
1- 9	0- 1	0- 1	NON-CONFERENCE	0- 2	0- 0	1- 5				
1- 3	0- 0	0- 0	HOME	0- 0	0- 0	1- 3				
0- 5	0- 1	0- 1	AWAY	0- 2	0- 0	0- 1				
0- 1	0- 0	0- 0	NEUTRAL	0- 0	0- 0	0- 1				
0- 0	0- 0	0- 0	CONFERENCE	0- 0	0- 0	0- 0				
0- 0	0- 0	0- 0	HOME	0- 0	0- 0	0- 0				
0- 0	0- 0	0- 0	AWAY	0- 0	0- 0	0- 0				
0- 0	0- 0	0- 0	NEUTRAL	0- 0	0- 0	0- 0				

RPI 1-25				RPI 26-50				RPI 51-100				RPI 101+ Team's RPI: 321			
RPI	S	Opponent	Score	RPI	S	Opponent	Score	RPI	S	Opponent	Score	RPI	S	Opponent	Score
20	A	Iowa	50 102	50	A	California	69 90	83	A	CSU Bakersfield	71 80	186	H	Campbell	67 64
								85	A	North Carolina	53 92	227	N	Penn St.	68 92
												301	A	Col. of Charleston	78 85
												302	H	High Point	58 78
												320	H	Winthrop	46 56
												328	H	FIU	58 59
LAST 10 Division I															
20	A	Iowa	50 102	50	A	California	69 90	85	A	North Carolina	53 92				
302	H	High Point	58 78					328	H	FIU	58 59				
186	H	Campbell	67 64					83	A	CSU Bakersfield	71 80				
301	A	Col. of Charleston	78 85					227	N	Penn St.	68 92				
320	H	Winthrop	46 56					50	A	California	69 90				

Non-Div I Games: Washington Adventis83 48

N.C. Central

Loss, Non-Conf, S Site, H Home A Away N Neutral

N
C
S
t
a
t
e

NC State				Through Games Of Dec. 19, 2019						
Average RPI Win:	175	WON-LOST	WINNING	LAST 10	STRENGTH OF	OPP. STRENGTH	TEAM	ADJ.	CONF.	ADJ CONF.
Average RPI Loss:	0	RECORD	PCT. RANK	GAMES	SCHEDULE	OF SCHEDULE	RPI	RPI	RPI	RPI
DIV. I ONLY		11- 0	1	10-0	228	44	28	28	3	3
DIV. I NON-CONF.		11- 0	1	10-0	229	45	27	27	3	3
<hr/>										
TOTALS	RPI 1-25	RPI 26-50		W-L RECORDS	RPI 51-100		RPI 101-150		RPI 150+	
11- 0	0- 0	0- 0		OVERALL	1- 0		3- 0		7- 0	
7- 0	0- 0	0- 0		HOME	1- 0		2- 0		4- 0	
2- 0	0- 0	0- 0		AWAY	0- 0		0- 0		2- 0	
2- 0	0- 0	0- 0		NEUTRAL	0- 0		1- 0		1- 0	
<hr/>										
11- 0	0- 0	0- 0		NON-CONFERENCE	1- 0		3- 0		7- 0	
7- 0	0- 0	0- 0		HOME	1- 0		2- 0		4- 0	
2- 0	0- 0	0- 0		AWAY	0- 0		0- 0		2- 0	
2- 0	0- 0	0- 0		NEUTRAL	0- 0		1- 0		1- 0	
<hr/>										
0- 0	0- 0	0- 0		CONFERENCE	0- 0		0- 0		0- 0	
0- 0	0- 0	0- 0		HOME	0- 0		0- 0		0- 0	
0- 0	0- 0	0- 0		AWAY	0- 0		0- 0		0- 0	
0- 0	0- 0	0- 0		NEUTRAL	0- 0		0- 0		0- 0	
<hr/>										
RPI 1-25			RPI 26-50	Team's RPI: 28	RPI 51-100			RPI 101+		
RPI S	Opponent	Score	RPI S	Opponent	Score	RPI S	Opponent	Score	RPI S	Opponent
						51 H Maryland		66 59	113 H N.C. A&T	80 44
									123 N Texas	84 73
									149 H Lamar University	81 40
									156 A Hawaii	68 59
									164 A Saint Mary's (CA)	87 70
									189 N North Texas	76 65
									194 H Elon	62 49
									236 H Maine	62 34
									246 H Chattanooga	74 38
									300 H UNCW	80 40
<hr/>										
LAST 10 Division I										
						194 H Elon		62 49		
						51 H Maryland		66 59		
						189 N North Texas		76 65		
						156 A Hawaii		68 59		
						123 N Texas		84 73		

N
C
S
t
a
t
e

Non-Div I Games:

NC State

Average RPI Win:	274	WON-LOST	WINNING	LAST 10	STRENGTH OF	OPP. STRENGTH	TEAM	ADJ.	CONF.	ADJ CONF.
Average RPI Loss:	187	RECORD	PCT. RANK	GAMES	SCHEDULE	OF SCHEDULE	RPI	RPI	RPI	RPI
DIV. I ONLY	3- 8	264	3-7	267	296	309	309	17	17	
DIV. I NON-CONF.	3- 8	265	3-7	268	294	309	309	17	17	
TOTALS	RPI 1-25	RPI 26-50	W-L RECORDS	RPI 51-100	RPI 101-150	RPI 150+				
3- 8	0- 0	0- 1	OVERALL	0- 1	0- 1	3- 5				
2- 3	0- 0	0- 0	HOME	0- 1	0- 1	2- 1				
1- 5	0- 0	0- 1	AWAY	0- 0	0- 0	1- 4				
0- 0	0- 0	0- 0	NEUTRAL	0- 0	0- 0	0- 0				
3- 8	0- 0	0- 1	NON-CONFERENCE	0- 1	0- 1	3- 5				
2- 3	0- 0	0- 0	HOME	0- 1	0- 1	2- 1				
1- 5	0- 0	0- 1	AWAY	0- 0	0- 0	1- 4				
0- 0	0- 0	0- 0	NEUTRAL	0- 0	0- 0	0- 0				
0- 0	0- 0	0- 0	CONFERENCE	0- 0	0- 0	0- 0				
0- 0	0- 0	0- 0	HOME	0- 0	0- 0	0- 0				
0- 0	0- 0	0- 0	AWAY	0- 0	0- 0	0- 0				
0- 0	0- 0	0- 0	NEUTRAL	0- 0	0- 0	0- 0				

RPI S	Opponent	Score	RPI S	Opponent	Score	RPI S	Opponent	Score	RPI S	Opponent	Score	Team's RPI: 309
44	A Colorado	57 80	67	H Colgate	52 79	101	H Penn	51 85	169	A Cornell	44 68	
						205	A Wagner	59 61	208	H St. Francis Brooklyn	88 69	
						255	A Vermont	59 65	296	A Hartford	61 52	
						314	A Air Force	48 68	317	H Saint Peter's	76 73	
						341	H Fairleigh Dickinson	59 68				
LAST 10 Division I												
255	A Vermont	59 65	341	H Fairleigh Dickinson	59 68							
169	A Cornell	44 68	296	A Hartford	61 52							
101	H Penn	51 85	317	H Saint Peter's	76 73							
44	A Colorado	57 80	208	H St. Francis Brooklyn	88 69							
314	A Air Force	48 68	205	A Wagner	59 61							

Non-Div I Games:

NJIT

Average RPI Win:	213	WON-LOST	WINNING	LAST 10	STRENGTH OF	OPP. STRENGTH	TEAM	ADJ.	CONF.	ADJ CONF.
Average RPI Loss:	190	RECORD	PCT. RANK	GAMES	SCHEDULE	OF SCHEDULE	RPI	RPI	RPI	RPI
DIV. I ONLY	4- 5	190	4-5	250	209	234	234	13	13	
DIV. I NON-CONF.	4- 5	190	4-5	251	210	233	233	13	13	
TOTALS	RPI 1-25	RPI 26-50	W-L RECORDS	RPI 51-100	RPI 101-150	RPI 150+				
4- 5	0- 0	0- 0	OVERALL	0- 1	1- 0	3- 4				
3- 1	0- 0	0- 0	HOME	0- 0	1- 0	2- 1				
1- 4	0- 0	0- 0	AWAY	0- 1	0- 0	1- 3				
0- 0	0- 0	0- 0	NEUTRAL	0- 0	0- 0	0- 0				
4- 5	0- 0	0- 0	NON-CONFERENCE	0- 1	1- 0	3- 4				
3- 1	0- 0	0- 0	HOME	0- 0	1- 0	2- 1				
1- 4	0- 0	0- 0	AWAY	0- 1	0- 0	1- 3				
0- 0	0- 0	0- 0	NEUTRAL	0- 0	0- 0	0- 0				
0- 0	0- 0	0- 0	CONFERENCE	0- 0	0- 0	0- 0				
0- 0	0- 0	0- 0	HOME	0- 0	0- 0	0- 0				
0- 0	0- 0	0- 0	AWAY	0- 0	0- 0	0- 0				
0- 0	0- 0	0- 0	NEUTRAL	0- 0	0- 0	0- 0				

RPI 1-25			RPI 26-50			RPI 51-100			RPI 101+			Team's RPI: 234
RPI	S	Opponent	Score	RPI	S	Opponent	Score	RPI	S	Opponent	Score	
						85	A North Carolina	40	80	144	H La Salle	61 46
										157	H George Mason	58 67
										184	A Clemson	65 52
										210	H Kennesaw St.	82 62
										219	A Fairfield	52 66
										236	A Maine	41 46
										255	A Vermont	56 64
										314	H Air Force	67 59
LAST 10 Division I												
						157	H George Mason	58 67		219	A Fairfield	52 66
						255	A Vermont	56 64		144	H La Salle	61 46
						85	A North Carolina	40 80		210	H Kennesaw St.	82 62
						184	A Clemson	65 52		314	H Air Force	67 59
										236	A Maine	41 46

Non-Div I Games: Stevenson 70 36

Navy

Nebraska

Through Games Of Dec. 19, 2019

Average RPI Win:	192	WON-LOST	WINNING	LAST 10	STRENGTH OF	OPP. STRENGTH	TEAM	ADJ.	CONF.	ADJ CONF.
Average RPI Loss:	7	RECORD	PCT. RANK	GAMES	SCHEDULE	OF SCHEDULE	RPI	RPI	RPI	RPI
DIV. I ONLY	9- 1	21	9-1	300	12	87	87	2	2	
DIV. I NON-CONF.	9- 1	21	9-1	301	11	87	87	2	2	
TOTALS	RPI 1-25	RPI 26-50	W-L RECORDS	RPI 51-100	RPI 101-150	RPI 150+				
9- 1	0- 1	1- 0	OVERALL	0- 0	1- 0	7- 0				
6- 1	0- 1	1- 0	HOME	0- 0	0- 0	5- 0				
1- 0	0- 0	0- 0	AWAY	0- 0	0- 0	1- 0				
2- 0	0- 0	0- 0	NEUTRAL	0- 0	1- 0	1- 0				
9- 1	0- 1	1- 0	NON-CONFERENCE	0- 0	1- 0	7- 0				
6- 1	0- 1	1- 0	HOME	0- 0	0- 0	5- 0				
1- 0	0- 0	0- 0	AWAY	0- 0	0- 0	1- 0				
2- 0	0- 0	0- 0	NEUTRAL	0- 0	1- 0	1- 0				
0- 0	0- 0	0- 0	CONFERENCE	0- 0	0- 0	0- 0				
0- 0	0- 0	0- 0	HOME	0- 0	0- 0	0- 0				
0- 0	0- 0	0- 0	AWAY	0- 0	0- 0	0- 0				
0- 0	0- 0	0- 0	NEUTRAL	0- 0	0- 0	0- 0				

RPI 1-25				RPI 26-50				RPI 51-100				Team's RPI: 87				RPI 101+			
RPI	S	Opponent	Score	RPI	S	Opponent	Score	RPI	S	Opponent	Score	RPI	S	Opponent	Score	RPI	S	Opponent	Score
7	H	Creighton	74 79	26	H	Duke	83 79									102	N	Southern California	67 54
																167	A	Missouri	90 85
																195	H	Alabama A&M	68 46
																222	H	Oral Roberts	77 67
																225	H	Southern U.	73 39
																240	H	SIUE	63 49
																271	H	Morgan St.	78 55
																283	N	Sacred Heart	72 49
LAST 10 Division I																			
222	H	Oral Roberts	77 67	283	N	Sacred Heart	72 49												
26	H	Duke	83 79	102	N	Southern California	67 54												
271	H	Morgan St.	78 55	7	H	Creighton	74 79												
167	A	Missouri	90 85	225	H	Southern U.	73 39												
195	H	Alabama A&M	68 46	240	H	SIUE	63 49												

Non-Div I Games:

Nebraska

■ Loss,
 ■ Non-Conf,
 ■ S Site,
 ■ H Home
 ■ A Away
 N Neutral

Average RPI Win:	299	WON-LOST	WINNING	LAST 10	STRENGTH OF	OPP. STRENGTH	TEAM	ADJ.	CONF.	ADJ CONF.
Average RPI Loss:	198	RECORD	PCT. RANK	GAMES	SCHEDULE	OF SCHEDULE	RPI	RPI	RPI	RPI
DIV. I ONLY	4- 4	164	4-4	344	327	324	324	22	22	
DIV. I NON-CONF.	4- 3	137	4-3	339	327	292	292	22	22	
TOTALS	RPI 1-25	RPI 26-50	W-L RECORDS	RPI 51-100	RPI 101-150	RPI 150+				
4- 4	0- 0	0- 0	OVERALL	0- 0	0- 1	4- 3				
3- 2	0- 0	0- 0	HOME	0- 0	0- 0	3- 2				
1- 2	0- 0	0- 0	AWAY	0- 0	0- 1	1- 1				
0- 0	0- 0	0- 0	NEUTRAL	0- 0	0- 0	0- 0				
4- 3	0- 0	0- 0	NON-CONFERENCE	0- 0	0- 1	4- 2				
3- 1	0- 0	0- 0	HOME	0- 0	0- 0	3- 1				
1- 2	0- 0	0- 0	AWAY	0- 0	0- 1	1- 1				
0- 0	0- 0	0- 0	NEUTRAL	0- 0	0- 0	0- 0				
0- 1	0- 0	0- 0	CONFERENCE	0- 0	0- 0	0- 1				
0- 1	0- 0	0- 0	HOME	0- 0	0- 0	0- 1				
0- 0	0- 0	0- 0	AWAY	0- 0	0- 0	0- 0				
0- 0	0- 0	0- 0	NEUTRAL	0- 0	0- 0	0- 0				

RPI 1-25			RPI 26-50			RPI 51-100			RPI 101+			Team's RPI: 324
RPI	S	Opponent	Score	RPI	S	Opponent	Score	RPI	S	Opponent	Score	
								136	A	Portland St.	75	80
								152	H	SFA	65	80
								164	H	Saint Mary's (CA)	78	72
								191	A	Utah	62	68
								314	H	Air Force	61	68
								340	H	Chicago St.	80	60
								346	H	Sacramento St.	83	72
								347	A	Utah Valley	60	57
LAST 10 Division I												
191	A	Utah	62	68	152	H	SFA	65	80			
314	H	Air Force	61	68	340	H	Chicago St.	80	60			
164	H	Saint Mary's (CA)	78	72	136	A	Portland St.	75	80			
					347	A	Utah Valley	60	57			
					346	H	Sacramento St.	83	72			

Non-Div I Games: Stanislaus St. 80 62

Nevada

Average RPI Win: 325		WON-LOST	WINNING	LAST 10	STRENGTH OF	OPP. STRENGTH	TEAM	ADJ.	CONF.	ADJ CONF.
Average RPI Loss: 184		RECORD	PCT. RANK	GAMES	SCHEDULE	OF SCHEDULE	RPI	RPI	RPI	RPI
DIV. I ONLY		2- 7	285	2-7	328	219	335	335	27	27
DIV. I NON-CONF.		2- 7	284	2-7	329	220	335	335	27	27
TOTALS	RPI 1-25	RPI 26-50		W-L RECORDS		RPI 51-100	RPI 101-150	RPI 150+		
2- 7	0- 0	0- 1		OVERALL		0- 0	0- 2	2- 4		
1- 3	0- 0	0- 0		HOME		0- 0	0- 0	1- 3		
1- 4	0- 0	0- 1		AWAY		0- 0	0- 2	1- 1		
0- 0	0- 0	0- 0		NEUTRAL		0- 0	0- 0	0- 0		
2- 7	0- 0	0- 1		NON-CONFERENCE		0- 0	0- 2	2- 4		
1- 3	0- 0	0- 0		HOME		0- 0	0- 0	1- 3		
1- 4	0- 0	0- 1		AWAY		0- 0	0- 2	1- 1		
0- 0	0- 0	0- 0		NEUTRAL		0- 0	0- 0	0- 0		
0- 0	0- 0	0- 0		CONFERENCE		0- 0	0- 0	0- 0		
0- 0	0- 0	0- 0		HOME		0- 0	0- 0	0- 0		
0- 0	0- 0	0- 0		AWAY		0- 0	0- 0	0- 0		
0- 0	0- 0	0- 0		NEUTRAL		0- 0	0- 0	0- 0		

RPI 1-25				RPI 26-50				RPI 51-100				RPI 101+				Team's RPI: 335	
RPI	S	Opponent	Score	RPI	S	Opponent	Score	RPI	S	Opponent	Score	RPI	S	Opponent	Score		
				30	A	Baylor	29 97					127	A	Merrimack	54 64		
												135	A	Dartmouth	47 66		
												181	A	Massachusetts	65 67		
												226	H	Boston U.	64 78		
												268	H	North Dakota St.	61 67		
												312	A	Bryant	68 56		
												318	H	Brown	68 76		
												338	H	Central Conn. St.	70 59		
LAST 10 Division I																	
				135	A	Dartmouth	47 66	318	H	Brown	68 76						
				338	H	Central Conn. St.	70 59	127	A	Merrimack	54 64						
				181	A	Massachusetts	65 67	226	H	Boston U.	64 78						
				268	H	North Dakota St.	61 67	312	A	Bryant	68 56						
								30	A	Baylor	29 97						

Non-Div I Games:	Wheaton (MA)	89	44
------------------	--------------	----	----

New Hampshire

■ Loss, ■ Non-Conf, S Site, H Home A Away N Neutral

Non-Conference				Through Games Of Dec. 19, 1919						
Average RPI Win:	204	WON-LOST	WINNING	LAST 10	STRENGTH OF	OPP. STRENGTH	TEAM	ADJ.	CONF.	ADJ CONF.
Average RPI Loss:	131	RECORD	PCT. RANK	GAMES	SCHEDULE	OF SCHEDULE	RPI	RPI	RPI	RPI
DIV. I ONLY	8- 5	119	5-5	195	144	148	148	22	22	
DIV. I NON-CONF.	8- 3	67	5-3	201	156	106	106	22	22	

TOTALS	RPI 1-25	RPI 26-50		W-L RECORDS		RPI 51-100	RPI 101-150	RPI 150+		
8- 5	0- 0	0- 0		OVERALL		2- 3	0- 0	6- 2		
5- 2	0- 0	0- 0		HOME		2- 0	0- 0	3- 2		
2- 2	0- 0	0- 0		AWAY		0- 2	0- 0	2- 0		
1- 1	0- 0	0- 0		NEUTRAL		0- 1	0- 0	1- 0		
8- 3	0- 0	0- 0		NON-CONFERENCE		2- 2	0- 0	6- 1		
5- 1	0- 0	0- 0		HOME		2- 0	0- 0	3- 1		
2- 1	0- 0	0- 0		AWAY		0- 1	0- 0	2- 0		
1- 1	0- 0	0- 0		NEUTRAL		0- 1	0- 0	1- 0		
0- 2	0- 0	0- 0		CONFERENCE		0- 1	0- 0	0- 1		
0- 1	0- 0	0- 0		HOME		0- 0	0- 0	0- 1		
0- 1	0- 0	0- 0		AWAY		0- 1	0- 0	0- 0		
0- 0	0- 0	0- 0		NEUTRAL		0- 0	0- 0	0- 0		

RPI 1-25				RPI 26-50				RPI 51-100				RPI 101+				Team's RPI: 148	
RPI	S	Opponent	Score	RPI	S	Opponent	Score	RPI	S	Opponent	Score	RPI	S	Opponent	Score		
								57	N	West Virginia	60	73	167	N	Missouri	71	68
								59	H	Providence	86	68	183	H	Wyoming	66	73
								66	A	Boise St.	82	83	207	A	UTEP	93	78
								76	A	Arizona St.	47	84	212	H	Northern Ariz.	83	76
								99	H	Houston	81	71	254	H	UC Riverside	80	70
													274	H	LMU (CA)	72	73
													315	A	New Mexico St.	86	67
													315	H	New Mexico St.	107	53
LAST 10 Division I																	
				274	H	LMU (CA)	72	73	66	A	Boise St.	82	83				
				59	H	Providence	86	68	57	N	West Virginia	60	73				
				315	H	New Mexico St.	107	53	167	N	Missouri	71	68				
				76	A	Arizona St.	47	84	207	A	UTEP	93	78				
				183	H	Wyoming	66	73	315	A	New Mexico St.	86	67				

Non-Div I Games:	Northern N.M.	92	44
------------------	---------------	----	----

New Mexico

■ Loss, ■ Non-Conf, S Site, H Home A Away N Neutral

New Mexico St.

Through Games Of Dec. 19, 2019

Average RPI Win:	253	WON-LOST	WINNING	LAST 10	STRENGTH OF	OPP. STRENGTH	TEAM	ADJ.	CONF.	ADJ CONF.
Average RPI Loss:	211	RECORD	PCT. RANK	GAMES	SCHEDULE	OF SCHEDULE	RPI	RPI	RPI	RPI
DIV. I ONLY	2- 9	307	2-8	216	321	315	315	32	32	
DIV. I NON-CONF.	2- 9	307	2-8	217	319	315	315	32	32	
TOTALS	RPI 1-25	RPI 26-50	W-L RECORDS	RPI 51-100	RPI 101-150	RPI 150+				
2- 9	0- 0	0- 0	OVERALL	0- 1	0- 2	2- 6				
1- 5	0- 0	0- 0	HOME	0- 1	0- 1	1- 3				
1- 2	0- 0	0- 0	AWAY	0- 0	0- 1	1- 1				
0- 2	0- 0	0- 0	NEUTRAL	0- 0	0- 0	0- 2				
2- 9	0- 0	0- 0	NON-CONFERENCE	0- 1	0- 2	2- 6				
1- 5	0- 0	0- 0	HOME	0- 1	0- 1	1- 3				
1- 2	0- 0	0- 0	AWAY	0- 0	0- 1	1- 1				
0- 2	0- 0	0- 0	NEUTRAL	0- 0	0- 0	0- 2				
0- 0	0- 0	0- 0	CONFERENCE	0- 0	0- 0	0- 0				
0- 0	0- 0	0- 0	HOME	0- 0	0- 0	0- 0				
0- 0	0- 0	0- 0	AWAY	0- 0	0- 0	0- 0				
0- 0	0- 0	0- 0	NEUTRAL	0- 0	0- 0	0- 0				

RPI 1-25				RPI 26-50				RPI 51-100				RPI 101+				Team's RPI: 315	
RPI	S	Opponent	Score	RPI	S	Opponent	Score	RPI	S	Opponent	Score	RPI	S	Opponent	Score		
								76	H	Arizona St.	47	70	148	A	New Mexico	53	107
												148	H	New Mexico	67	86	
												207	A	UTEP	45	65	
												207	H	UTEP	57	63	
												249	A	Denver	78	75	
												254	H	UC Riverside	58	60	
												256	H	Weber St.	77	47	
												260	N	Western Mich.	76	79	
												282	H	Pepperdine	69	72	
												316	N	Georgia St.	51	59	
LAST 10 Division I																	
				76	H	Arizona St.	47	70	207	A	UTEP	45	65				
				148	A	New Mexico	53	107	282	H	Pepperdine	69	72				
				256	H	Weber St.	77	47	148	H	New Mexico	67	86				
				260	N	Western Mich.	76	79	207	H	UTEP	57	63				
				316	N	Georgia St.	51	59	249	A	Denver	78	75				

Non-Div I Games: Western N.M. 75 56

New Mexico St.

 Loss,
 Non-Conf,
 S Site,
 H Home
 A Away
N Neutral

New Orleans

Through Games Of Dec. 19, 2019

Average RPI Win:	288	WON-LOST	WINNING	LAST 10	STRENGTH OF	OPP. STRENGTH	TEAM	ADJ.	CONF.	ADJ CONF.
Average RPI Loss:	102	RECORD	PCT. RANK	GAMES	SCHEDULE	OF SCHEDULE	RPI	RPI	RPI	RPI
DIV. I ONLY	1- 6	313	1-6	7	322	155	155	26	26	
DIV. I NON-CONF.	1- 5	310	1-5	12	325	151	151	26	26	
TOTALS	RPI 1-25	RPI 26-50	W-L RECORDS	RPI 51-100	RPI 101-150	RPI 150+				
1- 6	0- 1	0- 2	OVERALL	0- 0	0- 1	1- 2				
0- 1	0- 0	0- 0	HOME	0- 0	0- 0	0- 1				
1- 5	0- 1	0- 2	AWAY	0- 0	0- 1	1- 1				
0- 0	0- 0	0- 0	NEUTRAL	0- 0	0- 0	0- 0				
1- 5	0- 1	0- 1	NON-CONFERENCE	0- 0	0- 1	1- 2				
0- 1	0- 0	0- 0	HOME	0- 0	0- 0	0- 1				
1- 4	0- 1	0- 1	AWAY	0- 0	0- 1	1- 1				
0- 0	0- 0	0- 0	NEUTRAL	0- 0	0- 0	0- 0				
0- 1	0- 0	0- 1	CONFERENCE	0- 0	0- 0	0- 0				
0- 0	0- 0	0- 0	HOME	0- 0	0- 0	0- 0				
0- 1	0- 0	0- 1	AWAY	0- 0	0- 0	0- 0				
0- 0	0- 0	0- 0	NEUTRAL	0- 0	0- 0	0- 0				

RPI 1-25				RPI 26-50				RPI 51-100				RPI 101+ Team's RPI: 155			
RPI	S	Opponent	Score	RPI	S	Opponent	Score	RPI	S	Opponent	Score	RPI	S	Opponent	Score
24	A	LSU	49 83	37	A	Arkansas	52 82					114	A	Iowa St.	53 71
				48	A	Abilene Christian	62 76					176	A	Texas St.	49 51
												211	H	Louisiana	60 65
												288	A	Ole Miss	69 64
LAST 10 Division I															
48	A	Abilene Christian	62 76	37	A	Arkansas	52 82								
114	A	Iowa St.	53 71	24	A	LSU	49 83								
176	A	Texas St.	49 51												
211	H	Louisiana	60 65												
288	A	Ole Miss	69 64												

Non-Div I Games: Pensacola Christian91 31 Tougaloo 91 69

New Orleans

■ Loss,
 ■ Non-Conf, S Site,
 ■ Home
 ■ Away
 N Neutral

Niagara

Through Games Of Dec. 19, 2019

Average RPI Win:	290	WON-LOST	WINNING	LAST 10	STRENGTH OF	OPP. STRENGTH	TEAM	ADJ.	CONF.	ADJ CONF.
Average RPI Loss:	135	RECORD	PCT. RANK	GAMES	SCHEDULE	OF SCHEDULE	RPI	RPI	RPI	RPI
DIV. I ONLY	2- 7	285	2-7	137	260	244	244	21	21	
DIV. I NON-CONF.	2- 7	284	2-7	138	262	244	244	21	21	
TOTALS	RPI 1-25	RPI 26-50	W-L RECORDS	RPI 51-100	RPI 101-150	RPI 150+				
2- 7	0- 0	0- 1	OVERALL	0- 2	0- 1	2- 3				
1- 1	0- 0	0- 0	HOME	0- 1	0- 0	1- 0				
1- 6	0- 0	0- 1	AWAY	0- 1	0- 1	1- 3				
0- 0	0- 0	0- 0	NEUTRAL	0- 0	0- 0	0- 0				
2- 7	0- 0	0- 1	NON-CONFERENCE	0- 2	0- 1	2- 3				
1- 1	0- 0	0- 0	HOME	0- 1	0- 0	1- 0				
1- 6	0- 0	0- 1	AWAY	0- 1	0- 1	1- 3				
0- 0	0- 0	0- 0	NEUTRAL	0- 0	0- 0	0- 0				
0- 0	0- 0	0- 0	CONFERENCE	0- 0	0- 0	0- 0				
0- 0	0- 0	0- 0	HOME	0- 0	0- 0	0- 0				
0- 0	0- 0	0- 0	AWAY	0- 0	0- 0	0- 0				
0- 0	0- 0	0- 0	NEUTRAL	0- 0	0- 0	0- 0				

RPI 1-25				RPI 26-50				RPI 51-100				RPI 101+				Team's RPI: 244	
RPI	S	Opponent	Score	RPI	S	Opponent	Score	RPI	S	Opponent	Score	RPI	S	Opponent	Score		
				35	A	Rutgers	37 87	67	A	Colgate	72 85	105	A	Binghamton	55 74		
								75	H	Buffalo	67 81	169	A	Cornell	59 82		
												204	A	Howard	42 91		
												253	H	Oakland	77 63		
												287	A	St. Bonaventure	67 71		
												327	A	Coppin St.	82 67		
LAST 10 Division I																	
				253	H	Oakland	77 63	327	A	Coppin St.	82 67						
				169	A	Cornell	59 82	204	A	Howard	42 91						
				105	A	Binghamton	55 74	67	A	Colgate	72 85						
				35	A	Rutgers	37 87	287	A	St. Bonaventure	67 71						
				75	H	Buffalo	67 81										

Non-Div I Games:

Niagara

■ Loss,
 ■ Non-Conf,
 S Site,
 ■ Home
 ■ Away
 N Neutral

Average RPI Win:	351	WON-LOST	WINNING	LAST 10	STRENGTH OF	OPP. STRENGTH	TEAM	ADJ.	CONF.	ADJ CONF.
Average RPI Loss:	113	RECORD	PCT. RANK	GAMES	SCHEDULE	OF SCHEDULE	RPI	RPI	RPI	RPI
DIV. I ONLY	1- 7	318	1-7	94	243	279	279	26	26	
DIV. I NON-CONF.	1- 6	313	1-6	82	180	268	268	26	26	
TOTALS	RPI 1-25	RPI 26-50	W-L RECORDS	RPI 51-100	RPI 101-150	RPI 150+				
1- 7	0- 3	0- 0	OVERALL	0- 1	0- 0	1- 3				
1- 0	0- 0	0- 0	HOME	0- 0	0- 0	1- 0				
0- 6	0- 3	0- 0	AWAY	0- 0	0- 0	0- 3				
0- 1	0- 0	0- 0	NEUTRAL	0- 1	0- 0	0- 0				
1- 6	0- 3	0- 0	NON-CONFERENCE	0- 1	0- 0	1- 2				
1- 0	0- 0	0- 0	HOME	0- 0	0- 0	1- 0				
0- 5	0- 3	0- 0	AWAY	0- 0	0- 0	0- 2				
0- 1	0- 0	0- 0	NEUTRAL	0- 1	0- 0	0- 0				
0- 1	0- 0	0- 0	CONFERENCE	0- 0	0- 0	0- 1				
0- 0	0- 0	0- 0	HOME	0- 0	0- 0	0- 0				
0- 1	0- 0	0- 0	AWAY	0- 0	0- 0	0- 1				
0- 0	0- 0	0- 0	NEUTRAL	0- 0	0- 0	0- 0				

RPI 1-25				RPI 26-50				RPI 51-100				RPI 101+ Team's RPI: 279			
RPI	S	Opponent	Score	RPI	S	Opponent	Score	RPI	S	Opponent	Score	RPI	S	Opponent	Score
12	A	Indiana	47 111					77	N	North Florida	61 64	216	A	Jacksonville	55 72
18	A	TCU	47 72									220	A	Rice	47 71
24	A	LSU	32 63									224	A	A&M-Corpus Christi	49 55
												351	H	La.-Monroe	74 59
LAST 10 Division I															
216	A	Jacksonville	55 72	224	A	A&M-Corpus Christi	49 55								
18	A	TCU	47 72	351	H	La.-Monroe	74 59								
12	A	Indiana	47 111	24	A	LSU	32 63								
220	A	Rice	47 71	77	N	North Florida	61 64								

Non-Div I Games: Southern-N.O. 94 61 Paul Quinn 101 68

Nicholls St.

Loss, Non-Conf, S Site, H Home A Away N Neutral

Average RPI Win:	218	WON-LOST	WINNING	LAST 10	STRENGTH OF	OPP. STRENGTH	TEAM	ADJ.	CONF.	ADJ CONF.
Average RPI Loss:	165	RECORD	PCT. RANK	GAMES	SCHEDULE	OF SCHEDULE	RPI	RPI	RPI	RPI
DIV. I ONLY	5- 5	164	5-5	225	225	213	213	31	31	
DIV. I NON-CONF.	5- 5	163	5-5	226	227	212	212	31	31	
TOTALS	RPI 1-25	RPI 26-50	W-L RECORDS	RPI 51-100	RPI 101-150	RPI 150+				
5- 5	0- 0	0- 0	OVERALL	1- 1	0- 2	4- 2				
2- 3	0- 0	0- 0	HOME	0- 0	0- 2	2- 1				
2- 1	0- 0	0- 0	AWAY	0- 0	0- 0	2- 1				
1- 1	0- 0	0- 0	NEUTRAL	1- 1	0- 0	0- 0				
5- 5	0- 0	0- 0	NON-CONFERENCE	1- 1	0- 2	4- 2				
2- 3	0- 0	0- 0	HOME	0- 0	0- 2	2- 1				
2- 1	0- 0	0- 0	AWAY	0- 0	0- 0	2- 1				
1- 1	0- 0	0- 0	NEUTRAL	1- 1	0- 0	0- 0				
0- 0	0- 0	0- 0	CONFERENCE	0- 0	0- 0	0- 0				
0- 0	0- 0	0- 0	HOME	0- 0	0- 0	0- 0				
0- 0	0- 0	0- 0	AWAY	0- 0	0- 0	0- 0				
0- 0	0- 0	0- 0	NEUTRAL	0- 0	0- 0	0- 0				

RPI 1-25			RPI 26-50			RPI 51-100			RPI 101+			Team's RPI: 213
RPI	S	Opponent	Score	RPI	S	Opponent	Score	RPI	S	Opponent	Score	
						57 N West Virginia	55 72	144 H La Salle		52 55		
						77 N North Florida	57 54	150 H Robert Morris		62 69		
								172 H Liberty		48 67		
								216 A Jacksonville		71 64		
								218 A Hampton		77 56		
								275 H Longwood		49 46		
								302 H High Point		72 58		
								304 A Marshall		69 75		
LAST 10 Division I												
150 H Robert Morris		62 69	57 N West Virginia		55 72							
144 H La Salle		52 55	218 A Hampton		77 56							
302 H High Point		72 58	275 H Longwood		49 46							
304 A Marshall		69 75	216 A Jacksonville		71 64							
172 H Liberty		48 67	77 N North Florida		57 54							

Non-Div I Games: Virginia-Lynchburg 123 48

Norfolk St.

■ Loss,
■ Non-Conf,
■ S Site,
■ H Home
■ A Away
N Neutral

Average RPI Win: 266		WON-LOST	WINNING	LAST 10	STRENGTH OF	OPP. STRENGTH	TEAM	ADJ.	CONF.	ADJ CONF.
Average RPI Loss: 104		RECORD	PCT. RANK	GAMES	SCHEDULE	OF SCHEDULE	RPI	RPI	RPI	RPI
DIV. I ONLY		5- 2	72	5-2	349	26	239	239	17	17
DIV. I NON-CONF.		5- 2	73	5-2	349	27	239	239	17	17
TOTALS		RPI 1-25	RPI 26-50	W-L RECORDS	RPI 51-100	RPI 101-150	RPI 150+			
5- 2	0- 1		0- 0	OVERALL	0- 0	0- 0	5- 1			
1- 1	0- 0		0- 0	HOME	0- 0	0- 0	1- 1			
2- 1	0- 1		0- 0	AWAY	0- 0	0- 0	2- 0			
2- 0	0- 0		0- 0	NEUTRAL	0- 0	0- 0	2- 0			
5- 2	0- 1		0- 0	NON-CONFERENCE	0- 0	0- 0	5- 1			
1- 1	0- 0		0- 0	HOME	0- 0	0- 0	1- 1			
2- 1	0- 1		0- 0	AWAY	0- 0	0- 0	2- 0			
2- 0	0- 0		0- 0	NEUTRAL	0- 0	0- 0	2- 0			
0- 0	0- 0		0- 0	CONFERENCE	0- 0	0- 0	0- 0			
0- 0	0- 0		0- 0	HOME	0- 0	0- 0	0- 0			
0- 0	0- 0		0- 0	AWAY	0- 0	0- 0	0- 0			
0- 0	0- 0		0- 0	NEUTRAL	0- 0	0- 0	0- 0			

RPI 1-25				RPI 26-50				RPI 51-100				RPI 101+				Team's RPI: 239	
RPI	S	Opponent	Score	RPI	S	Opponent	Score	RPI	S	Opponent	Score	RPI	S	Opponent	Score		
20	A	Iowa	81 86									187	N	UC Irvine	88 60		
												188	H	Samford	63 79		
												195	N	Alabama A&M	80 65		
												281	A	Alabama St.	81 60		
												331	A	Tennessee St.	88 63		
												337	H	Mississippi Val.	86 60		
LAST 10 Division I																	
				281	A	Alabama St.	81 60	187	N	UC Irvine	88 60						
				337	H	Mississippi Val.	86 60	195	N	Alabama A&M	80 65						
								188	H	Samford	63 79						
								331	A	Tennessee St.	88 63						
								20	A	Iowa	81 86						

Non-Div I Games:	Virginia-Lynchburg	128	26	Oakwood	120	38
------------------	--------------------	-----	----	---------	-----	----

North Ala.

■ Loss, ■ Non-Conf, S Site, H Home A Away N Neutral

Average RPI Win: 223		WON-LOST	WINNING	LAST 10	STRENGTH OF	OPP. STRENGTH	TEAM	ADJ.	CONF.	ADJ CONF.
Average RPI Loss: 60		RECORD	PCT. RANK	GAMES	SCHEDULE	OF SCHEDULE	RPI	RPI	RPI	RPI
DIV. I ONLY		8- 1	28	8-1	304	69	85	85	3	3
DIV. I NON-CONF.		8- 1	28	8-1	305	68	85	85	3	3
TOTALS	RPI 1-25	RPI 26-50		W-L RECORDS		RPI 51-100	RPI 101-150	RPI 150+		
8- 1	0- 0	0- 0		OVERALL		1- 1	1- 0	6- 0		
6- 0	0- 0	0- 0		HOME		0- 0	1- 0	5- 0		
0- 1	0- 0	0- 0		AWAY		0- 1	0- 0	0- 0		
2- 0	0- 0	0- 0		NEUTRAL		1- 0	0- 0	1- 0		
8- 1	0- 0	0- 0		NON-CONFERENCE		1- 1	1- 0	6- 0		
6- 0	0- 0	0- 0		HOME		0- 0	1- 0	5- 0		
0- 1	0- 0	0- 0		AWAY		0- 1	0- 0	0- 0		
2- 0	0- 0	0- 0		NEUTRAL		1- 0	0- 0	1- 0		
0- 0	0- 0	0- 0		CONFERENCE		0- 0	0- 0	0- 0		
0- 0	0- 0	0- 0		HOME		0- 0	0- 0	0- 0		
0- 0	0- 0	0- 0		AWAY		0- 0	0- 0	0- 0		
0- 0	0- 0	0- 0		NEUTRAL		0- 0	0- 0	0- 0		

RPI 1-25				RPI 26-50				RPI 51-100				Team's RPI: 85				RPI 101+			
RPI	S	Opponent	Score	RPI	S	Opponent	Score	RPI	S	Opponent	Score	RPI	S	Opponent	Score	RPI	S	Opponent	Score
								60	A	Alabama	77 83	145	H	Illinois	85 60				
								64	N	Temple	71 58	167	N	Missouri	82 69				
												194	H	Elon	76 46				
												234	H	Navy	80 40				
												321	H	N.C. Central	92 53				
												326	H	Western Caro.	92 55				
												329	H	Charleston So.	85 54				
LAST 10 Division I																			
				60	A	Alabama	77 83	64	N	Temple	71 58								
				321	H	N.C. Central	92 53	194	H	Elon	76 46								
				145	H	Illinois	85 60	329	H	Charleston So.	85 54								
				167	N	Missouri	82 69	234	H	Navy	80 40								
								326	H	Western Caro.	92 55								

Non-Div I Games:

North Carolina

■ Loss, ■ Non-Conf, S Site, H Home A Away N Neutral

North Dakota

Through Games Of Dec. 19, 2019

Average RPI Win:	250	WON-LOST	WINNING	LAST 10	STRENGTH OF	OPP. STRENGTH	TEAM	ADJ.	CONF.	ADJ CONF.
Average RPI Loss:	86	RECORD	PCT. RANK	GAMES	SCHEDULE	OF SCHEDULE	RPI	RPI	RPI	RPI
DIV. I ONLY	6- 3	89	6-3	165	299	95	95	15	15	
DIV. I NON-CONF.	6- 3	88	6-3	168	297	95	95	15	15	
TOTALS	RPI 1-25	RPI 26-50	W-L RECORDS	RPI 51-100	RPI 101-150	RPI 150+				
6- 3	0- 0	0- 1	OVERALL	0- 1	2- 0	4- 1				
2- 1	0- 0	0- 1	HOME	0- 0	2- 0	0- 0				
4- 2	0- 0	0- 0	AWAY	0- 1	0- 0	4- 1				
0- 0	0- 0	0- 0	NEUTRAL	0- 0	0- 0	0- 0				
6- 3	0- 0	0- 1	NON-CONFERENCE	0- 1	2- 0	4- 1				
2- 1	0- 0	0- 1	HOME	0- 0	2- 0	0- 0				
4- 2	0- 0	0- 0	AWAY	0- 1	0- 0	4- 1				
0- 0	0- 0	0- 0	NEUTRAL	0- 0	0- 0	0- 0				
0- 0	0- 0	0- 0	CONFERENCE	0- 0	0- 0	0- 0				
0- 0	0- 0	0- 0	HOME	0- 0	0- 0	0- 0				
0- 0	0- 0	0- 0	AWAY	0- 0	0- 0	0- 0				
0- 0	0- 0	0- 0	NEUTRAL	0- 0	0- 0	0- 0				

RPI 1-25				RPI 26-50				RPI 51-100				Team's RPI: 95	RPI 101+			
RPI	S	Opponent	Score	RPI	S	Opponent	Score	RPI	S	Opponent	Score		RPI	S	Opponent	Score
				33	H	Illinois St.	58 66						124	H	Rhode Island	67 61
													147	H	Valparaiso	65 63
													166	A	SMU	51 66
													263	A	Grand Canyon	78 76
													285	A	Ga. Southern	69 56
													329	A	Charleston So.	73 57
													349	A	South Carolina St.	95 53
LAST 10 Division I																
				166	A	SMU	51 66						147	H	Valparaiso	65 63
				329	A	Charleston So.	73 57						124	H	Rhode Island	67 61
				349	A	South Carolina St.	95 53						263	A	Grand Canyon	78 76
				33	H	Illinois St.	58 66						58	A	Arizona	42 74
				285	A	Ga. Southern	69 56									

Non-Div I Games: Northland 118 35 Mayville St. 83 52

North Dakota

Loss, Non-Conf, S Site, H Home A Away N Neutral

Average RPI Win:	335	WON-LOST	WINNING	LAST 10	STRENGTH OF	OPP. STRENGTH	TEAM	ADJ.	CONF.	ADJ CONF.
Average RPI Loss:	106	RECORD	PCT. RANK	GAMES	SCHEDULE	OF SCHEDULE	RPI	RPI	RPI	RPI
DIV. I ONLY	1- 9	330	1-9	80	207	268	268	15	15	
DIV. I NON-CONF.	1- 9	330	1-9	79	208	271	271	15	15	
TOTALS	RPI 1-25	RPI 26-50	W-L RECORDS	RPI 51-100	RPI 101-150	RPI 150+				
1- 9	0- 1	0- 1	OVERALL	0- 2	0- 3	1- 2				
0- 5	0- 0	0- 0	HOME	0- 1	0- 3	0- 1				
1- 4	0- 1	0- 1	AWAY	0- 1	0- 0	1- 1				
0- 0	0- 0	0- 0	NEUTRAL	0- 0	0- 0	0- 0				
1- 9	0- 1	0- 1	NON-CONFERENCE	0- 2	0- 3	1- 2				
0- 5	0- 0	0- 0	HOME	0- 1	0- 3	0- 1				
1- 4	0- 1	0- 1	AWAY	0- 1	0- 0	1- 1				
0- 0	0- 0	0- 0	NEUTRAL	0- 0	0- 0	0- 0				
0- 0	0- 0	0- 0	CONFERENCE	0- 0	0- 0	0- 0				
0- 0	0- 0	0- 0	HOME	0- 0	0- 0	0- 0				
0- 0	0- 0	0- 0	AWAY	0- 0	0- 0	0- 0				
0- 0	0- 0	0- 0	NEUTRAL	0- 0	0- 0	0- 0				

RPI 1-25				RPI 26-50				RPI 51-100				RPI 101+ Team's RPI: 268			
RPI	S	Opponent	Score	RPI	S	Opponent	Score	RPI	S	Opponent	Score	RPI	S	Opponent	Score
7	A	Creighton	59 70	49	A	UNI	63 95	52	A	Bradley	64 70	114	H	Iowa St.	58 86
								63	H	Wisconsin	63 64	141	H	Northern Ill.	68 74
												147	H	Valparaiso	54 66
												183	H	Wyoming	57 66
												197	A	Northeastern	61 72
												335	A	New Hampshire	67 61
LAST 10 Division I															
52	A	Bradley	64 70	63	H	Wisconsin	63 64	7	A	Creighton	59 70	147	H	Valparaiso	54 66
335	A	New Hampshire	67 61	49	A	UNI	63 95	141	H	Northern Ill.	68 74				
197	A	Northeastern	61 72												
183	H	Wyoming	57 66												
114	H	Iowa St.	58 86												

Non-Div I Games: Mayville St. 97 59

North Dakota St.

North Florida

Through Games Of Dec. 19, 2019

Average RPI Win:	227	WON-LOST	WINNING	LAST 10	STRENGTH OF	OPP. STRENGTH	TEAM	ADJ.	CONF.	ADJ CONF.
Average RPI Loss:	71	RECORD	PCT. RANK	GAMES	SCHEDULE	OF SCHEDULE	RPI	RPI	RPI	RPI
DIV. I ONLY	4- 6	212	4-6	33	148	77	77	17	17	
DIV. I NON-CONF.	4- 6	212	4-6	34	148	77	77	17	17	
TOTALS	RPI 1-25	RPI 26-50	W-L RECORDS	RPI 51-100	RPI 101-150	RPI 150+				
4- 6	0- 2	0- 1	OVERALL	0- 2	1- 0	3- 1				
0- 0	0- 0	0- 0	HOME	0- 0	0- 0	0- 0				
2- 4	0- 2	0- 1	AWAY	0- 1	0- 0	2- 0				
2- 2	0- 0	0- 0	NEUTRAL	0- 1	1- 0	1- 1				
4- 6	0- 2	0- 1	NON-CONFERENCE	0- 2	1- 0	3- 1				
0- 0	0- 0	0- 0	HOME	0- 0	0- 0	0- 0				
2- 4	0- 2	0- 1	AWAY	0- 1	0- 0	2- 0				
2- 2	0- 0	0- 0	NEUTRAL	0- 1	1- 0	1- 1				
0- 0	0- 0	0- 0	CONFERENCE	0- 0	0- 0	0- 0				
0- 0	0- 0	0- 0	HOME	0- 0	0- 0	0- 0				
0- 0	0- 0	0- 0	AWAY	0- 0	0- 0	0- 0				
0- 0	0- 0	0- 0	NEUTRAL	0- 0	0- 0	0- 0				

RPI 1-25				RPI 26-50				RPI 51-100				Team's RPI: 77	RPI 101+			
RPI	S	Opponent	Score	RPI	S	Opponent	Score	RPI	S	Opponent	Score		RPI	S	Opponent	Score
12	A	Indiana	45 72	45	A	Miami (FL)	55 78	63	A	Wisconsin	62 75		107	N	Rider	80 70
14	A	Florida St.	41 70					78	N	Marist	54 69		195	A	Alabama A&M	73 64
													213	N	Norfolk St.	54 57
													279	N	Nicholls St.	64 61
													328	A	FIU	64 49
LAST 10 Division I																
12	A	Indiana	45 72	14	A	Florida St.	41 70	195	A	Alabama A&M	73 64		45	A	Miami (FL)	55 78
279	N	Nicholls St.	64 61	328	A	FIU	64 49	63	A	Wisconsin	62 75					
213	N	Norfolk St.	54 57													
107	N	Rider	80 70													
78	N	Marist	54 69													

Non-Div I Games: Warner 110 46

North Florida

■ Loss,
 ■ Non-Conf,
 ■ S Site,
 ■ Home
 ■ A Away
 N Neutral

North Texas

Through Games Of Dec. 19, 2019

Average RPI Win:	229	WON-LOST	WINNING	LAST 10	STRENGTH OF	OPP. STRENGTH	TEAM	ADJ.	CONF.	ADJ CONF.
Average RPI Loss:	105	RECORD	PCT. RANK	GAMES	SCHEDULE	OF SCHEDULE	RPI	RPI	RPI	RPI
DIV. I ONLY	3- 5	221	3-5	103	184	189	189	14	14	
DIV. I NON-CONF.	3- 5	221	3-5	103	186	187	187	14	14	
TOTALS	RPI 1-25	RPI 26-50	W-L RECORDS	RPI 51-100	RPI 101-150	RPI 150+				
3- 5	0- 0	0- 1	OVERALL	0- 2	0- 1	3- 1				
2- 1	0- 0	0- 0	HOME	0- 1	0- 0	2- 0				
1- 2	0- 0	0- 0	AWAY	0- 1	0- 0	1- 1				
0- 2	0- 0	0- 1	NEUTRAL	0- 0	0- 1	0- 0				
3- 5	0- 0	0- 1	NON-CONFERENCE	0- 2	0- 1	3- 1				
2- 1	0- 0	0- 0	HOME	0- 1	0- 0	2- 0				
1- 2	0- 0	0- 0	AWAY	0- 1	0- 0	1- 1				
0- 2	0- 0	0- 1	NEUTRAL	0- 0	0- 1	0- 0				
0- 0	0- 0	0- 0	CONFERENCE	0- 0	0- 0	0- 0				
0- 0	0- 0	0- 0	HOME	0- 0	0- 0	0- 0				
0- 0	0- 0	0- 0	AWAY	0- 0	0- 0	0- 0				
0- 0	0- 0	0- 0	NEUTRAL	0- 0	0- 0	0- 0				

RPI S	Opponent	Score	RPI S	Opponent	Score	RPI S	Opponent	Score	RPI S	Opponent	Score	Team's RPI: 189
28 N	NC State	65 76	83 A	CSU Bakersfield	52 61	123 N	Texas	57 63	156 A	Hawaii	66 60	
			89 H	UT Arlington	49 68	203 A	Utah St.	55 66	211 H	Louisiana	69 66	
						319 H	Alcorn	67 31				
LAST 10 Division I												
211 H	Louisiana	69 66	203 A	Utah St.	55 66							
28 N	NC State	65 76	89 H	UT Arlington	49 68							
123 N	Texas	57 63	319 H	Alcorn	67 31							
156 A	Hawaii	66 60										
83 A	CSU Bakersfield	52 61										

Non-Div I Games: Mid-Amer. Christian59 61 Xavier (LA) 68 31

North Texas

Loss, Non-Conf, S Site, H Home A Away N Neutral

Northeastern

Through Games Of Dec. 19, 2019

Average RPI Win:	231	WON-LOST	WINNING	LAST 10	STRENGTH OF	OPP. STRENGTH	TEAM	ADJ.	CONF.	ADJ CONF.
Average RPI Loss:	78	RECORD	PCT. RANK	GAMES	SCHEDULE	OF SCHEDULE	RPI	RPI	RPI	RPI
DIV. I ONLY	3- 6	235	3-6	108	97	197	197	20	20	
DIV. I NON-CONF.	3- 6	232	3-6	108	98	198	198	20	20	
TOTALS	RPI 1-25	RPI 26-50	W-L RECORDS	RPI 51-100	RPI 101-150	RPI 150+				
3- 6	0- 2	0- 0	OVERALL	0- 2	1- 1	2- 1				
2- 3	0- 1	0- 0	HOME	0- 1	0- 1	2- 0				
1- 3	0- 1	0- 0	AWAY	0- 1	1- 0	0- 1				
0- 0	0- 0	0- 0	NEUTRAL	0- 0	0- 0	0- 0				
3- 6	0- 2	0- 0	NON-CONFERENCE	0- 2	1- 1	2- 1				
2- 3	0- 1	0- 0	HOME	0- 1	0- 1	2- 0				
1- 3	0- 1	0- 0	AWAY	0- 1	1- 0	0- 1				
0- 0	0- 0	0- 0	NEUTRAL	0- 0	0- 0	0- 0				
0- 0	0- 0	0- 0	CONFERENCE	0- 0	0- 0	0- 0				
0- 0	0- 0	0- 0	HOME	0- 0	0- 0	0- 0				
0- 0	0- 0	0- 0	AWAY	0- 0	0- 0	0- 0				
0- 0	0- 0	0- 0	NEUTRAL	0- 0	0- 0	0- 0				

RPI	S	Opponent	Score	RPI	S	Opponent	Score	RPI	S	Opponent	Score	RPI	S	Opponent	Score	Team's RPI: 197
19	H	South Dakota	76 80					69	A	Central Mich.	63 79	126	H	Dayton	60 71	
25	A	Oregon	47 89					72	H	Yale	63 78	129	A	Harvard	46 44	
												159	A	Fordham	58 74	
												268	H	North Dakota St.	72 61	
												296	H	Hartford	60 47	
LAST 10 Division I																
69	A	Central Mich.	63 79	296	H	Hartford	60 47									
72	H	Yale	63 78	129	A	Harvard	46 44									
159	A	Fordham	58 74	268	H	North Dakota St.	72 61									
126	H	Dayton	60 71	19	H	South Dakota	76 80									
25	A	Oregon	47 89													

Non-Div I Games:

Northeastern

■ Loss,
 ■ Non-Conf, S Site,
 ■ Home
 ■ Away
 N Neutral

Average RPI Win: 258		WON-LOST	WINNING	LAST 10	STRENGTH OF	OPP. STRENGTH	TEAM	ADJ.	CONF.	ADJ CONF.
Average RPI Loss: 174		RECORD	PCT. RANK	GAMES	SCHEDULE	OF SCHEDULE	RPI	RPI	RPI	RPI
DIV. I ONLY		3- 6	235	3-6	134	325	212	212	18	18
DIV. I NON-CONF.		3- 6	232	3-6	135	323	211	211	18	18
TOTALS	RPI 1-25		RPI 26-50		W-L RECORDS	RPI 51-100	RPI 101-150		RPI 150+	
3- 6	0- 1		0- 0		OVERALL	0- 0	0- 1		3- 4	
1- 1	0- 0		0- 0		HOME	0- 0	0- 0		1- 1	
1- 4	0- 0		0- 0		AWAY	0- 0	0- 1		1- 3	
1- 1	0- 1		0- 0		NEUTRAL	0- 0	0- 0		1- 0	
3- 6	0- 1		0- 0		NON-CONFERENCE	0- 0	0- 1		3- 4	
1- 1	0- 0		0- 0		HOME	0- 0	0- 0		1- 1	
1- 4	0- 0		0- 0		AWAY	0- 0	0- 1		1- 3	
1- 1	0- 1		0- 0		NEUTRAL	0- 0	0- 0		1- 0	
0- 0	0- 0		0- 0		CONFERENCE	0- 0	0- 0		0- 0	
0- 0	0- 0		0- 0		HOME	0- 0	0- 0		0- 0	
0- 0	0- 0		0- 0		AWAY	0- 0	0- 0		0- 0	
0- 0	0- 0		0- 0		NEUTRAL	0- 0	0- 0		0- 0	

RPI 1-25				
RPI	S	Opponent	Score	
5	N	Oregon St.	57	91

RPI 26-50				
RPI	S	Opponent	Score	

RPI 51-100				
RPI	S	Opponent	Score	

RPI 101+				
RPI	S	Opponent	Score	
148	A	New Mexico	76	83
162	A	Fresno St.	66	83
209	A	Houston Baptist	79	62
220	A	Rice	57	71
221	N	San Jose St.	67	64
245	A	California Baptist	79	98
262	H	UC Davis	61	71
343	H	Seattle U	88	80

LAST 10 Division I									
220	A	Rice	57	71	221	N	San Jose St.	67	64
162	A	Fresno St.	66	83	5	N	Oregon St.	57	91
245	A	California Baptist	79	98	262	H	UC Davis	61	71
343	H	Seattle U	88	80	209	A	Houston Baptist	79	62
148	A	New Mexico	76	83					

Non-Div I Games:

Northern Ariz.

■ Loss, ■ Non-Conf, S Site, H Home A Away N Neutral

Average RPI Win:	227	WON-LOST	WINNING	LAST 10	STRENGTH OF	OPP. STRENGTH	TEAM	ADJ.	CONF.	ADJ CONF.
Average RPI Loss:	136	RECORD	PCT. RANK	GAMES	SCHEDULE	OF SCHEDULE	RPI	RPI	RPI	RPI
DIV. I ONLY	4- 5	190	4-5	120	125	138	138	18	18	
DIV. I NON-CONF.	4- 5	190	4-5	118	125	139	139	18	18	
TOTALS	RPI 1-25	RPI 26-50	W-L RECORDS	RPI 51-100	RPI 101-150	RPI 150+				
4- 5	0- 2	0- 0	OVERALL	0- 0	0- 1	4- 2				
1- 2	0- 0	0- 0	HOME	0- 0	0- 1	1- 1				
3- 3	0- 2	0- 0	AWAY	0- 0	0- 0	3- 1				
0- 0	0- 0	0- 0	NEUTRAL	0- 0	0- 0	0- 0				
4- 5	0- 2	0- 0	NON-CONFERENCE	0- 0	0- 1	4- 2				
1- 2	0- 0	0- 0	HOME	0- 0	0- 1	1- 1				
3- 3	0- 2	0- 0	AWAY	0- 0	0- 0	3- 1				
0- 0	0- 0	0- 0	NEUTRAL	0- 0	0- 0	0- 0				
0- 0	0- 0	0- 0	CONFERENCE	0- 0	0- 0	0- 0				
0- 0	0- 0	0- 0	HOME	0- 0	0- 0	0- 0				
0- 0	0- 0	0- 0	AWAY	0- 0	0- 0	0- 0				
0- 0	0- 0	0- 0	NEUTRAL	0- 0	0- 0	0- 0				

RPI 1-25				RPI 26-50				RPI 51-100				RPI 101+ Team's RPI: 138			
RPI	S	Opponent	Score	RPI	S	Opponent	Score	RPI	S	Opponent	Score	RPI	S	Opponent	Score
2	A	Stanford	36 90									133	H	San Francisco	83 90
17	A	UCLA	58 92									166	A	SMU	61 52
												183	A	Wyoming	46 44
												246	A	Chattanooga	59 42
												249	A	Denver	55 74
												280	H	Colorado St.	58 75
												314	H	Air Force	72 62
LAST 10 Division I															
166	A	SMU	61 52	183	A	Wyoming	46 44								
2	A	Stanford	36 90	249	A	Denver	55 74								
280	H	Colorado St.	58 75	246	A	Chattanooga	59 42								
133	H	San Francisco	83 90	17	A	UCLA	58 92								
				314	H	Air Force	72 62								

Non-Div I Games:

Northern Colo.

■ Loss,
 ■ Non-Conf, S Site,
 ■ Home
 ■ Away
 N Neutral

Average RPI Win:	262	WON-LOST	WINNING	LAST 10	STRENGTH OF	OPP. STRENGTH	TEAM	ADJ.	CONF.	ADJ CONF.
Average RPI Loss:	78	RECORD	PCT. RANK	GAMES	SCHEDULE	OF SCHEDULE	RPI	RPI	RPI	RPI
DIV. I ONLY	4- 5	190	4-5	112	181	141	141	11	11	
DIV. I NON-CONF.	4- 5	190	4-5	112	183	142	142	11	11	
TOTALS	RPI 1-25	RPI 26-50	W-L RECORDS	RPI 51-100	RPI 101-150	RPI 150+				
4- 5	0- 2	0- 1	OVERALL	0- 0	0- 1	4- 1				
1- 1	0- 0	0- 0	HOME	0- 0	0- 1	1- 0				
2- 3	0- 1	0- 1	AWAY	0- 0	0- 0	2- 1				
1- 1	0- 1	0- 0	NEUTRAL	0- 0	0- 0	1- 0				
4- 5	0- 2	0- 1	NON-CONFERENCE	0- 0	0- 1	4- 1				
1- 1	0- 0	0- 0	HOME	0- 0	0- 1	1- 0				
2- 3	0- 1	0- 1	AWAY	0- 0	0- 0	2- 1				
1- 1	0- 1	0- 0	NEUTRAL	0- 0	0- 0	1- 0				
0- 0	0- 0	0- 0	CONFERENCE	0- 0	0- 0	0- 0				
0- 0	0- 0	0- 0	HOME	0- 0	0- 0	0- 0				
0- 0	0- 0	0- 0	AWAY	0- 0	0- 0	0- 0				
0- 0	0- 0	0- 0	NEUTRAL	0- 0	0- 0	0- 0				

RPI 1-25				RPI 26-50				RPI 51-100				RPI 101+ Team's RPI: 141			
RPI	S	Opponent	Score	RPI	S	Opponent	Score	RPI	S	Opponent	Score	RPI	S	Opponent	Score
15	A	Purdue	63 68	33	A	Illinois St.	66 69					129	H	Harvard	53 59
19	N	South Dakota	48 91									193	A	Milwaukee	65 78
												242	N	Tennessee Tech	82 74
												257	H	Eastern Ill.	61 48
												268	A	North Dakota St.	74 68
												280	A	Colorado St.	80 75
LAST 10 Division I															
257	H	Eastern Ill.	61 48	193	A	Milwaukee	65 78								
280	A	Colorado St.	80 75	19	N	South Dakota	48 91								
268	A	North Dakota St.	74 68	242	N	Tennessee Tech	82 74								
129	H	Harvard	53 59	15	A	Purdue	63 68								
				33	A	Illinois St.	66 69								

Non-Div I Games:

Northern Ill.

■ Loss,
■ Non-Conf,
■ S Site,
■ H Home
■ A Away
N Neutral

Average RPI Win:	297	WON-LOST	WINNING	LAST 10	STRENGTH OF	OPP. STRENGTH	TEAM	ADJ.	CONF.	ADJ CONF.
Average RPI Loss:	128	RECORD	PCT. RANK	GAMES	SCHEDULE	OF SCHEDULE	RPI	RPI	RPI	RPI
DIV. I ONLY	5- 5	164	5-5	280	229	232	232	16	16	
DIV. I NON-CONF.	5- 5	163	5-5	281	232	231	231	16	16	
TOTALS	RPI 1-25	RPI 26-50	W-L RECORDS	RPI 51-100	RPI 101-150	RPI 150+				
5- 5	0- 1	0- 1	OVERALL	0- 0	0- 1	5- 2				
2- 2	0- 1	0- 1	HOME	0- 0	0- 0	2- 0				
2- 3	0- 0	0- 0	AWAY	0- 0	0- 1	2- 2				
1- 0	0- 0	0- 0	NEUTRAL	0- 0	0- 0	1- 0				
5- 5	0- 1	0- 1	NON-CONFERENCE	0- 0	0- 1	5- 2				
2- 2	0- 1	0- 1	HOME	0- 0	0- 0	2- 0				
2- 3	0- 0	0- 0	AWAY	0- 0	0- 1	2- 2				
1- 0	0- 0	0- 0	NEUTRAL	0- 0	0- 0	1- 0				
0- 0	0- 0	0- 0	CONFERENCE	0- 0	0- 0	0- 0				
0- 0	0- 0	0- 0	HOME	0- 0	0- 0	0- 0				
0- 0	0- 0	0- 0	AWAY	0- 0	0- 0	0- 0				
0- 0	0- 0	0- 0	NEUTRAL	0- 0	0- 0	0- 0				

RPI 1-25				RPI 26-50				RPI 51-100				RPI 101+ Team's RPI: 232			
RPI	S	Opponent	Score	RPI	S	Opponent	Score	RPI	S	Opponent	Score	RPI	S	Opponent	Score
4	H	Louisville	57 85	27	H	Saint Louis	42 67					112	A	Belmont	45 62
												185	A	Eastern Ky.	62 69
												258	A	Indiana St.	70 68
												266	H	Omaha	57 40
												291	H	Central Ark.	72 56
												311	A	Lipscomb	69 71
												328	A	FIU	67 45
												342	N	Jacksonville St.	66 63
LAST 10 Division I															
258	A	Indiana St.	70 68	328	A	FIU	67 45								
4	H	Louisville	57 85	342	N	Jacksonville St.	66 63								
311	A	Lipscomb	69 71	291	H	Central Ark.	72 56								
27	H	Saint Louis	42 67	266	H	Omaha	57 40								
185	A	Eastern Ky.	62 69	112	A	Belmont	45 62								

Non-Div I Games:

Northern Ky.

■ Loss,
 ■ Non-Conf, S Site,
 ■ Home
 ■ Away
 N Neutral

Northwestern

Through Games Of Dec. 19, 2019

Average RPI Win: 109		WON-LOST	WINNING	LAST 10	STRENGTH OF	OPP. STRENGTH	TEAM	ADJ.	CONF.	ADJ CONF.
Average RPI Loss: 16		RECORD	PCT. RANK	GAMES	SCHEDULE	OF SCHEDULE	RPI	RPI	RPI	RPI
DIV. I ONLY		8- 1	28	8-1	18	77	9	9	2	2
DIV. I NON-CONF.		8- 1	28	8-1	18	76	9	9	2	2
<hr/>										
TOTALS	RPI 1-25		RPI 26-50		W-L RECORDS	RPI 51-100	RPI 101-150		RPI 150+	
8- 1	0- 1		2- 0		OVERALL	3- 0	2- 0		1- 0	
6- 1	0- 1		0- 0		HOME	3- 0	2- 0		1- 0	
2- 0	0- 0		2- 0		AWAY	0- 0	0- 0		0- 0	
0- 0	0- 0		0- 0		NEUTRAL	0- 0	0- 0		0- 0	
8- 1	0- 1		2- 0		NON-CONFERENCE	3- 0	2- 0		1- 0	
6- 1	0- 1		0- 0		HOME	3- 0	2- 0		1- 0	
2- 0	0- 0		2- 0		AWAY	0- 0	0- 0		0- 0	
0- 0	0- 0		0- 0		NEUTRAL	0- 0	0- 0		0- 0	
0- 0	0- 0		0- 0		CONFERENCE	0- 0	0- 0		0- 0	
0- 0	0- 0		0- 0		HOME	0- 0	0- 0		0- 0	
0- 0	0- 0		0- 0		AWAY	0- 0	0- 0		0- 0	
0- 0	0- 0		0- 0		NEUTRAL	0- 0	0- 0		0- 0	

RPI	S	Opponent	Score	RPI	S	Opponent	Score	RPI	S	Opponent	Score	RPI	S	Opponent	Score
16	H	DePaul	68 70	26	A	Duke	63 42	67	H	Colgate	73 44	135	H	Dartmouth	79 37
				42	A	Marquette	64 56	80	H	Boston College	66 63	147	H	Valparaiso	69 48
								89	H	UT Arlington	74 47	284	H	Loyola Maryland	67 46
LAST 10 Division I															
				89	H	UT Arlington	74 47	80	H	Boston College	66 63				
				135	H	Dartmouth	79 37	16	H	DePaul	68 70				
				42	A	Marquette	64 56	67	H	Colgate	73 44				
				284	H	Loyola Maryland	67 46	147	H	Valparaiso	69 48				
								26	A	Duke	63 42				

N
o
r
t
h
w
e
s
t
e
r
nN
o
r
t
h
w
e
s
t
e
r
n

Non-Div I Games:

Northwestern

■ Loss,
 ■ Non-Conf, S Site,
 ■ Home
 ■ Away
 N Neutral

Average RPI Win:	305	WON-LOST	WINNING	LAST 10	STRENGTH OF	OPP. STRENGTH	TEAM	ADJ.	CONF.	ADJ CONF.
Average RPI Loss:	196	RECORD	PCT. RANK	GAMES	SCHEDULE	OF SCHEDULE	RPI	RPI	RPI	RPI
DIV. I ONLY	1- 5	311	1-5	317	330	344	344	26	26	
DIV. I NON-CONF.	1- 4	300	1-4	315	333	343	343	26	26	
TOTALS	RPI 1-25	RPI 26-50	W-L RECORDS	RPI 51-100	RPI 101-150	RPI 150+				
1- 5	0- 0	0- 1	OVERALL	0- 0	0- 0	1- 4				
1- 2	0- 0	0- 0	HOME	0- 0	0- 0	1- 2				
0- 3	0- 0	0- 1	AWAY	0- 0	0- 0	0- 2				
0- 0	0- 0	0- 0	NEUTRAL	0- 0	0- 0	0- 0				
1- 4	0- 0	0- 1	NON-CONFERENCE	0- 0	0- 0	1- 3				
1- 1	0- 0	0- 0	HOME	0- 0	0- 0	1- 1				
0- 3	0- 0	0- 1	AWAY	0- 0	0- 0	0- 2				
0- 0	0- 0	0- 0	NEUTRAL	0- 0	0- 0	0- 0				
0- 1	0- 0	0- 0	CONFERENCE	0- 0	0- 0	0- 1				
0- 1	0- 0	0- 0	HOME	0- 0	0- 0	0- 1				
0- 0	0- 0	0- 0	AWAY	0- 0	0- 0	0- 0				
0- 0	0- 0	0- 0	NEUTRAL	0- 0	0- 0	0- 0				

RPI 1-25			RPI 26-50			RPI 51-100			RPI 101+			Team's RPI: 344
RPI	S	Opponent	Score	RPI	S	Opponent	Score	RPI	S	Opponent	Score	
				37	A	Arkansas	39 99					
								158	A	Texas Tech	49 79	
								182	H	Sam Houston St.	69 79	
								251	H	Jackson St.	49 66	
								305	H	Grambling	65 61	
								351	A	La.-Monroe	54 63	
LAST 10 Division I												
				182	H	Sam Houston St.	69 79	158	A	Texas Tech	49 79	
				37	A	Arkansas	39 99	351	A	La.-Monroe	54 63	
				305	H	Grambling	65 61	251	H	Jackson St.	49 66	

Non-Div I Games: LeTourneau 91 61 LSU-Shreveport 63 68 Central Baptist 61 59

Northwestern St.

Loss, Non-Conf, S Site, H Home A Away N Neutral

Average RPI Win:	172	WON-LOST	WINNING	LAST 10	STRENGTH OF	OPP. STRENGTH	TEAM	ADJ.	CONF.	ADJ CONF.
Average RPI Loss:	71	RECORD	PCT. RANK	GAMES	SCHEDULE	OF SCHEDULE	RPI	RPI	RPI	RPI
DIV. I ONLY	5- 7	211	3-7	10	132	79	79	3	3	
DIV. I NON-CONF.	5- 7	211	3-7	9	132	79	79	3	3	
TOTALS	RPI 1-25	RPI 26-50	W-L RECORDS	RPI 51-100	RPI 101-150	RPI 150+				
5- 7	0- 2	1- 2	OVERALL	0- 0	1- 2	3- 1				
2- 4	0- 1	0- 1	HOME	0- 0	0- 1	2- 1				
2- 1	0- 1	1- 0	AWAY	0- 0	0- 0	1- 0				
1- 2	0- 0	0- 1	NEUTRAL	0- 0	1- 1	0- 0				
5- 7	0- 2	1- 2	NON-CONFERENCE	0- 0	1- 2	3- 1				
2- 4	0- 1	0- 1	HOME	0- 0	0- 1	2- 1				
2- 1	0- 1	1- 0	AWAY	0- 0	0- 0	1- 0				
1- 2	0- 0	0- 1	NEUTRAL	0- 0	1- 1	0- 0				
0- 0	0- 0	0- 0	CONFERENCE	0- 0	0- 0	0- 0				
0- 0	0- 0	0- 0	HOME	0- 0	0- 0	0- 0				
0- 0	0- 0	0- 0	AWAY	0- 0	0- 0	0- 0				
0- 0	0- 0	0- 0	NEUTRAL	0- 0	0- 0	0- 0				

RPI	S	Opponent	Score	RPI	S	Opponent	Score	RPI	S	Opponent	Score	RPI	S	Opponent	Score
1	A	UConn	57 81	39	A	Michigan	76 72					104	H	Michigan St.	69 72
16	H	DePaul	94 105	41	H	Minnesota	67 75					121	N	South Dakota St.	59 65
				46	N	FGCU	60 69					128	N	South Fla.	67 51
												159	A	Fordham	60 55
												165	H	Tennessee	63 74
												252	H	Toledo	54 51
												284	H	Loyola Maryland	84 60
LAST 10 Division I															
41	H	Minnesota	67 75	16	H	DePaul	94 105								
128	N	South Fla.	67 51	1	A	UConn	57 81								
121	N	South Dakota St.	59 65	252	H	Toledo	54 51								
46	N	FGCU	60 69	104	H	Michigan St.	69 72								
39	A	Michigan	76 72	165	H	Tennessee	63 74								

Non-Div I Games:

Notre Dame

Average RPI Win:	337	WON-LOST	WINNING	LAST 10	STRENGTH OF	OPP. STRENGTH	TEAM	ADJ.	CONF.	ADJ CONF.
Average RPI Loss:	133	RECORD	PCT. RANK	GAMES	SCHEDULE	OF SCHEDULE	RPI	RPI	RPI	RPI
DIV. I ONLY	3- 6	235	3-6	245	285	253	253	16	16	
DIV. I NON-CONF.	3- 6	232	3-6	246	286	252	252	16	16	
TOTALS	RPI 1-25	RPI 26-50	W-L RECORDS	RPI 51-100	RPI 101-150	RPI 150+				
3- 6	0- 0	0- 1	OVERALL	0- 2	0- 1	3- 2				
0- 2	0- 0	0- 0	HOME	0- 2	0- 0	0- 0				
2- 4	0- 0	0- 1	AWAY	0- 0	0- 1	2- 2				
1- 0	0- 0	0- 0	NEUTRAL	0- 0	0- 0	1- 0				
3- 6	0- 0	0- 1	NON-CONFERENCE	0- 2	0- 1	3- 2				
0- 2	0- 0	0- 0	HOME	0- 2	0- 0	0- 0				
2- 4	0- 0	0- 1	AWAY	0- 0	0- 1	2- 2				
1- 0	0- 0	0- 0	NEUTRAL	0- 0	0- 0	1- 0				
0- 0	0- 0	0- 0	CONFERENCE	0- 0	0- 0	0- 0				
0- 0	0- 0	0- 0	HOME	0- 0	0- 0	0- 0				
0- 0	0- 0	0- 0	AWAY	0- 0	0- 0	0- 0				
0- 0	0- 0	0- 0	NEUTRAL	0- 0	0- 0	0- 0				

RPI 1-25				RPI 26-50				RPI 51-100				RPI 101+				Team's RPI: 253	
RPI	S	Opponent	Score	RPI	S	Opponent	Score	RPI	S	Opponent	Score	RPI	S	Opponent	Score		
				39	A	Michigan	64 79	52	H	Bradley	58 74	104	A	Michigan St.	56 76		
								69	H	Central Mich.	47 65	244	A	Niagara	63 77		
												287	A	St. Bonaventure	66 80		
												328	A	FIU	58 49		
												340	A	Chicago St.	98 70		
												342	N	Jacksonville St.	61 55		
LAST 10 Division I																	
				39	A	Michigan	64 79	69	H	Central Mich.	47 65						
				342	N	Jacksonville St.	61 55	287	A	St. Bonaventure	66 80						
				328	A	FIU	58 49	340	A	Chicago St.	98 70						
				244	A	Niagara	63 77	52	H	Bradley	58 74						
				104	A	Michigan St.	56 76										

Non-Div I Games: Concordia (MI) 76 42

Oakland

■ Loss,
■ Non-Conf,
■ S Site,
■ H Home
■ A Away
N Neutral

Average RPI Win:	218	WON-LOST	WINNING	LAST 10	STRENGTH OF	OPP. STRENGTH	TEAM	ADJ.	CONF.	ADJ CONF.
Average RPI Loss:	90	RECORD	PCT. RANK	GAMES	SCHEDULE	OF SCHEDULE	RPI	RPI	RPI	RPI
DIV. I ONLY	6- 4	120	6-4	191	143	118	118	11	11	
DIV. I NON-CONF.	6- 4	118	6-4	192	144	119	119	11	11	
TOTALS	RPI 1-25	RPI 26-50	W-L RECORDS	RPI 51-100	RPI 101-150	RPI 150+				
6- 4	1- 1	0- 0	OVERALL	1- 1	0- 2	4- 0				
4- 0	0- 0	0- 0	HOME	1- 0	0- 0	3- 0				
1- 3	1- 1	0- 0	AWAY	0- 0	0- 2	0- 0				
1- 1	0- 0	0- 0	NEUTRAL	0- 1	0- 0	1- 0				
6- 4	1- 1	0- 0	NON-CONFERENCE	1- 1	0- 2	4- 0				
4- 0	0- 0	0- 0	HOME	1- 0	0- 0	3- 0				
1- 3	1- 1	0- 0	AWAY	0- 0	0- 2	0- 0				
1- 1	0- 0	0- 0	NEUTRAL	0- 1	0- 0	1- 0				
0- 0	0- 0	0- 0	CONFERENCE	0- 0	0- 0	0- 0				
0- 0	0- 0	0- 0	HOME	0- 0	0- 0	0- 0				
0- 0	0- 0	0- 0	AWAY	0- 0	0- 0	0- 0				
0- 0	0- 0	0- 0	NEUTRAL	0- 0	0- 0	0- 0				

RPI 1-25				RPI 26-50				RPI 51-100				RPI 101+				Team's RPI: 118
RPI	S	Opponent	Score	RPI	S	Opponent	Score	RPI	S	Opponent	Score	RPI	S	Opponent	Score	
18	A	TCU	72 79					81	H	IUPUI	70 64	120	A	Syracuse	54 66	
21	A	Ohio St.	74 68					98	N	Butler	55 60	123	A	Texas	60 73	
												243	H	American	81 69	
												304	H	Marshall	67 51	
												306	N	Pittsburgh	72 50	
												350	H	Incarnate Word	78 41	
LAST 10 Division I																
				98	N	Butler	55 60	123	A	Texas	60 73					
				306	N	Pittsburgh	72 50	18	A	TCU	72 79					
				350	H	Incarnate Word	78 41	81	H	IUPUI	70 64					
				21	A	Ohio St.	74 68	243	H	American	81 69					
				304	H	Marshall	67 51	120	A	Syracuse	54 66					

Non-Div I Games:

Ohio

Average RPI Win:	149	WON-LOST	WINNING	LAST 10	STRENGTH OF	OPP. STRENGTH	TEAM	ADJ.	CONF.	ADJ CONF.
Average RPI Loss:	35	RECORD	PCT. RANK	GAMES	SCHEDULE	OF SCHEDULE	RPI	RPI	RPI	RPI
DIV. I ONLY	7- 4	102	6-4	3	99	21	21	2	2	
DIV. I NON-CONF.	7- 4	102	6-4	4	101	21	21	2	2	
TOTALS	RPI 1-25	RPI 26-50	W-L RECORDS	RPI 51-100	RPI 101-150	RPI 150+				
7- 4	1- 3	1- 0	OVERALL	1- 0	2- 1	2- 0				
2- 2	1- 1	0- 0	HOME	0- 0	0- 1	1- 0				
3- 1	0- 1	0- 0	AWAY	1- 0	1- 0	1- 0				
2- 1	0- 1	1- 0	NEUTRAL	0- 0	1- 0	0- 0				
7- 4	1- 3	1- 0	NON-CONFERENCE	1- 0	2- 1	2- 0				
2- 2	1- 1	0- 0	HOME	0- 0	0- 1	1- 0				
3- 1	0- 1	0- 0	AWAY	1- 0	1- 0	1- 0				
2- 1	0- 1	1- 0	NEUTRAL	0- 0	1- 0	0- 0				
0- 0	0- 0	0- 0	CONFERENCE	0- 0	0- 0	0- 0				
0- 0	0- 0	0- 0	HOME	0- 0	0- 0	0- 0				
0- 0	0- 0	0- 0	AWAY	0- 0	0- 0	0- 0				
0- 0	0- 0	0- 0	NEUTRAL	0- 0	0- 0	0- 0				

RPI	S	Opponent	Score	RPI	S	Opponent	Score	RPI	S	Opponent	Score	RPI	S	Opponent	Score
1	H	UConn	62 73	49	N	UNI	64 46	70	A	Kent St.	75 65	118	H	Ohio	68 74
2	A	Stanford	52 71									130	A	Cincinnati	78 73
4	H	Louisville	67 60									147	N	Valparaiso	89 38
19	N	South Dakota	53 68									299	H	Radford	70 57
												346	A	Sacramento St.	104 74
LAST 10 Division I															
4	H	Louisville	67 60	346	A	Sacramento St.	104 74								
49	N	UNI	64 46	2	A	Stanford	52 71								
19	N	South Dakota	53 68	299	H	Radford	70 57								
1	H	UConn	62 73	118	H	Ohio	68 74								
70	A	Kent St.	75 65	130	A	Cincinnati	78 73								

Non-Div I Games:

Ohio St.

Average RPI Win:	119	WON-LOST	WINNING	LAST 10	STRENGTH OF	OPP. STRENGTH	TEAM	ADJ.	CONF.	ADJ CONF.
Average RPI Loss:	71	RECORD	PCT. RANK	GAMES	SCHEDULE	OF SCHEDULE	RPI	RPI	RPI	RPI
DIV. I ONLY	7- 4	102	6-4	16	58	32	32	5	5	
DIV. I NON-CONF.	7- 4	102	6-4	16	58	33	33	5	5	
TOTALS	RPI 1-25	RPI 26-50	W-L RECORDS	RPI 51-100	RPI 101-150	RPI 150+				
7- 4	2- 1	1- 1	OVERALL	0- 1	0- 1	4- 0				
7- 1	2- 1	1- 0	HOME	0- 0	0- 0	4- 0				
0- 3	0- 0	0- 1	AWAY	0- 1	0- 1	0- 0				
0- 0	0- 0	0- 0	NEUTRAL	0- 0	0- 0	0- 0				
7- 4	2- 1	1- 1	NON-CONFERENCE	0- 1	0- 1	4- 0				
7- 1	2- 1	1- 0	HOME	0- 0	0- 0	4- 0				
0- 3	0- 0	0- 1	AWAY	0- 1	0- 1	0- 0				
0- 0	0- 0	0- 0	NEUTRAL	0- 0	0- 0	0- 0				
0- 0	0- 0	0- 0	CONFERENCE	0- 0	0- 0	0- 0				
0- 0	0- 0	0- 0	HOME	0- 0	0- 0	0- 0				
0- 0	0- 0	0- 0	AWAY	0- 0	0- 0	0- 0				
0- 0	0- 0	0- 0	NEUTRAL	0- 0	0- 0	0- 0				

RPI 1-25				RPI 26-50				Team's RPI: 32	RPI 51-100				RPI 101+			
RPI	S	Opponent	Score	RPI	S	Opponent	Score		RPI	S	Opponent	Score	RPI	S	Opponent	Score
3	H	Missouri St.	90 96	38	A	Western Ky.	63 74		99	A	Houston	69 85	142	A	Wichita St.	83 88
23	H	Drake	93 84	48	H	Abilene Christian	78 65						152	H	SFA	75 62
24	H	LSU	90 68										175	H	UAB	82 75
													182	H	Sam Houston St.	95 71
													230	H	Prairie View	94 48
LAST 10 Division I																
				38	A	Western Ky.	63 74		23	H	Drake	93 84				
				142	A	Wichita St.	83 88		182	H	Sam Houston St.	95 71				
				48	H	Abilene Christian	78 65		24	H	LSU	90 68				
				99	A	Houston	69 85		3	H	Missouri St.	90 96				
				152	H	SFA	75 62		175	H	UAB	82 75				

Non-Div I Games:

Oklahoma

■ Loss,
 ■ Non-Conf, S Site,
 ■ Home
 ■ Away
 N Neutral

Average RPI Win:	192	WON-LOST	WINNING	LAST 10	STRENGTH OF	OPP. STRENGTH	TEAM	ADJ.	CONF.	ADJ CONF.
Average RPI Loss:	14	RECORD	PCT. RANK	GAMES	SCHEDULE	OF SCHEDULE	RPI	RPI	RPI	RPI
DIV. I ONLY	7- 3	75	7-3	96	41	56	56	5	5	
DIV. I NON-CONF.	7- 3	75	7-3	95	42	56	56	5	5	
TOTALS	RPI 1-25	RPI 26-50	W-L RECORDS	RPI 51-100	RPI 101-150	RPI 150+				
7- 3	0- 3	0- 0	OVERALL	1- 0	2- 0	4- 0				
5- 0	0- 0	0- 0	HOME	0- 0	2- 0	3- 0				
1- 1	0- 1	0- 0	AWAY	0- 0	0- 0	1- 0				
1- 2	0- 2	0- 0	NEUTRAL	1- 0	0- 0	0- 0				
7- 3	0- 3	0- 0	NON-CONFERENCE	1- 0	2- 0	4- 0				
5- 0	0- 0	0- 0	HOME	0- 0	2- 0	3- 0				
1- 1	0- 1	0- 0	AWAY	0- 0	0- 0	1- 0				
1- 2	0- 2	0- 0	NEUTRAL	1- 0	0- 0	0- 0				
0- 0	0- 0	0- 0	CONFERENCE	0- 0	0- 0	0- 0				
0- 0	0- 0	0- 0	HOME	0- 0	0- 0	0- 0				
0- 0	0- 0	0- 0	AWAY	0- 0	0- 0	0- 0				
0- 0	0- 0	0- 0	NEUTRAL	0- 0	0- 0	0- 0				

RPI 1-25				RPI 26-50				RPI 51-100				RPI 101+			
RPI	S	Opponent	Score	RPI	S	Opponent	Score	RPI	S	Opponent	Score	RPI	S	Opponent	Score
4	N	Louisville	48 69					89	N	UT Arlington	60 47	116	H	Idaho	62 47
13	A	Texas A&M	62 74									149	H	Lamar University	74 53
25	N	Oregon	72 89									220	H	Rice	69 38
												225	H	Southern U.	72 59
												265	A	Tulsa	78 48
												277	H	Idaho St.	70 52
LAST 10 Division I															
4	N	Louisville	48 69	225	H	Southern U.	72 59								
25	N	Oregon	72 89	13	A	Texas A&M	62 74								
220	H	Rice	69 38	89	N	UT Arlington	60 47								
277	H	Idaho St.	70 52	149	H	Lamar University	74 53								
265	A	Tulsa	78 48	116	H	Idaho	62 47								

Non-Div I Games:

Oklahoma St.

Average RPI Win:	191	WON-LOST	WINNING	LAST 10	STRENGTH OF	OPP. STRENGTH	TEAM	ADJ.	CONF.	ADJ CONF.
Average RPI Loss:	111	RECORD	PCT. RANK	GAMES	SCHEDULE	OF SCHEDULE	RPI	RPI	RPI	RPI
DIV. I ONLY	8- 2	45	8-2	237	92	61	61	14	14	
DIV. I NON-CONF.	8- 2	45	8-2	239	90	61	61	14	14	
TOTALS	RPI 1-25	RPI 26-50	W-L RECORDS	RPI 51-100	RPI 101-150	RPI 150+				
8- 2	0- 1	1- 0	OVERALL	1- 0	1- 0	5- 1				
4- 0	0- 0	1- 0	HOME	0- 0	0- 0	3- 0				
3- 2	0- 1	0- 0	AWAY	1- 0	0- 0	2- 1				
1- 0	0- 0	0- 0	NEUTRAL	0- 0	1- 0	0- 0				
8- 2	0- 1	1- 0	NON-CONFERENCE	1- 0	1- 0	5- 1				
4- 0	0- 0	1- 0	HOME	0- 0	0- 0	3- 0				
3- 2	0- 1	0- 0	AWAY	1- 0	0- 0	2- 1				
1- 0	0- 0	0- 0	NEUTRAL	0- 0	1- 0	0- 0				
0- 0	0- 0	0- 0	CONFERENCE	0- 0	0- 0	0- 0				
0- 0	0- 0	0- 0	HOME	0- 0	0- 0	0- 0				
0- 0	0- 0	0- 0	AWAY	0- 0	0- 0	0- 0				
0- 0	0- 0	0- 0	NEUTRAL	0- 0	0- 0	0- 0				

RPI 1-25				RPI 26-50				RPI 51-100 Team's RPI: 61				RPI 101+			
RPI	S	Opponent	Score	RPI	S	Opponent	Score	RPI	S	Opponent	Score	RPI	S	Opponent	Score
22	A	Virginia	53 56	43	H	Richmond	73 51	97	A	Auburn	89 77	116	N	Idaho	67 55
												179	A	William & Mary	69 58
												186	H	Campbell	59 44
												200	A	VCU	49 62
												290	H	UMES	48 39
												293	A	Cal Poly	61 55
												320	H	Winthrop	68 44
LAST 10 Division I															
179	A	William & Mary	69 58	43	H	Richmond	73 51	200	A	VCU	49 62	290	H	UMES	48 39
116	N	Idaho	67 55	293	A	Cal Poly	61 55	97	A	Auburn	89 77	186	H	Campbell	59 44
22	A	Virginia	53 56	320	H	Winthrop	68 44								

Non-Div I Games:

Old Dominion

■ Loss,
 ■ Non-Conf, S Site,
 ■ Home
 ■ Away
 N Neutral

RPI 1-25				RPI 26-50				RPI 51-100				RPI 101+				Team's RPI: 288
RPI	S	Opponent	Score	RPI	S	Opponent	Score	RPI	S	Opponent	Score	RPI	S	Opponent	Score	
												154	H	Southeast Mo. St.	53 70	
												155	H	New Orleans	64 69	
												158	A	Texas Tech	48 84	
												182	H	Sam Houston St.	75 69	
												198	A	Southern Miss.	53 59	
												231	H	Louisiana Tech	76 53	
												285	H	Ga. Southern	69 66	
												306	N	Pittsburgh	50 58	
												319	N	Alcorn	73 55	
												337	H	Mississippi Val.	72 53	
												351	H	La.-Monroe	66 42	
LAST 10 Division I																
				306	N	Pittsburgh	50 58	285	H	Ga. Southern	69 66					
				319	N	Alcorn	73 55	154	H	Southeast Mo. St.	53 70					
				182	H	Sam Houston St.	75 69	158	A	Texas Tech	48 84					
				231	H	Louisiana Tech	76 53	155	H	New Orleans	64 69					
				198	A	Southern Miss.	53 59	351	H	La.-Monroe	66 42					

Ole Miss

Page 217

Average RPI Win:	256	WON-LOST	WINNING	LAST 10	STRENGTH OF	OPP. STRENGTH	TEAM	ADJ.	CONF.	ADJ CONF.
Average RPI Loss:	145	RECORD	PCT. RANK	GAMES	SCHEDULE	OF SCHEDULE	RPI	RPI	RPI	RPI
DIV. I ONLY	3- 8	264	3-7	132	237	266	266	15	15	
DIV. I NON-CONF.	3- 8	265	3-7	132	241	267	267	15	15	
TOTALS	RPI 1-25	RPI 26-50	W-L RECORDS	RPI 51-100	RPI 101-150	RPI 150+				
3- 8	0- 1	0- 2	OVERALL	0- 0	0- 0	3- 5				
2- 3	0- 1	0- 1	HOME	0- 0	0- 0	2- 1				
0- 4	0- 0	0- 1	AWAY	0- 0	0- 0	0- 3				
1- 1	0- 0	0- 0	NEUTRAL	0- 0	0- 0	1- 1				
3- 8	0- 1	0- 2	NON-CONFERENCE	0- 0	0- 0	3- 5				
2- 3	0- 1	0- 1	HOME	0- 0	0- 0	2- 1				
0- 4	0- 0	0- 1	AWAY	0- 0	0- 0	0- 3				
1- 1	0- 0	0- 0	NEUTRAL	0- 0	0- 0	1- 1				
0- 0	0- 0	0- 0	CONFERENCE	0- 0	0- 0	0- 0				
0- 0	0- 0	0- 0	HOME	0- 0	0- 0	0- 0				
0- 0	0- 0	0- 0	AWAY	0- 0	0- 0	0- 0				
0- 0	0- 0	0- 0	NEUTRAL	0- 0	0- 0	0- 0				

RPI 1-25				RPI 26-50				RPI 51-100				RPI 101+ Team's RPI: 266			
RPI	S	Opponent	Score	RPI	S	Opponent	Score	RPI	S	Opponent	Score	RPI	S	Opponent	Score
7	H	Creighton	54 67	36	A	Kansas	48 63					153	H	Cleveland St.	66 79
				49	H	UNI	45 81					160	H	UMKC	57 53
												200	N	VCU	66 74
												229	A	Kansas St.	48 73
												232	A	Northern Ky.	40 57
												257	A	Eastern Ill.	52 65
												271	H	Morgan St.	70 64
												337	N	Mississippi Val.	78 70
LAST 10 Division I															
160	H	UMKC	57 53	153	H	Cleveland St.	66 79								
337	N	Mississippi Val.	78 70	49	H	UNI	45 81								
200	N	VCU	66 74	257	A	Eastern Ill.	52 65								
232	A	Northern Ky.	40 57	36	A	Kansas	48 63								
271	H	Morgan St.	70 64	229	A	Kansas St.	48 73								

Non-Div I Games: Peru St. 92 58 Graceland (IA) 85 46

Omaha

Loss, Non-Conf, S Site, H Home A Away N Neutral

Oral Roberts

Through Games Of Dec. 19, 2019

Average RPI Win:	167	WON-LOST	WINNING	LAST 10	STRENGTH OF	OPP. STRENGTH	TEAM	ADJ.	CONF.	ADJ CONF.
Average RPI Loss:	170	RECORD	PCT. RANK	GAMES	SCHEDULE	OF SCHEDULE	RPI	RPI	RPI	RPI
DIV. I ONLY	3- 7	251	3-7	78	284	222	222	15	15	
DIV. I NON-CONF.	3- 7	250	3-7	77	285	222	222	15	15	
TOTALS	RPI 1-25	RPI 26-50	W-L RECORDS	RPI 51-100	RPI 101-150	RPI 150+				
3- 7	0- 0	0- 1	OVERALL	0- 1	1- 0	2- 5				
3- 1	0- 0	0- 0	HOME	0- 0	1- 0	2- 1				
0- 6	0- 0	0- 1	AWAY	0- 1	0- 0	0- 4				
0- 0	0- 0	0- 0	NEUTRAL	0- 0	0- 0	0- 0				
3- 7	0- 0	0- 1	NON-CONFERENCE	0- 1	1- 0	2- 5				
3- 1	0- 0	0- 0	HOME	0- 0	1- 0	2- 1				
0- 6	0- 0	0- 1	AWAY	0- 1	0- 0	0- 4				
0- 0	0- 0	0- 0	NEUTRAL	0- 0	0- 0	0- 0				
0- 0	0- 0	0- 0	CONFERENCE	0- 0	0- 0	0- 0				
0- 0	0- 0	0- 0	HOME	0- 0	0- 0	0- 0				
0- 0	0- 0	0- 0	AWAY	0- 0	0- 0	0- 0				
0- 0	0- 0	0- 0	NEUTRAL	0- 0	0- 0	0- 0				

RPI 1-25				RPI 26-50				RPI 51-100				RPI 101+				Team's RPI: 222			
RPI	S	Opponent	Score	RPI	S	Opponent	Score	RPI	S	Opponent	Score	RPI	S	Opponent	Score				
				37	A	Arkansas	64 96					87	A	Nebraska	67 77	142	H	Wichita St.	79 66
																171	A	Southern Utah	58 72
																176	H	Texas St.	63 57
																182	H	Sam Houston St.	64 41
																191	A	Utah	58 78
																209	H	Houston Baptist	73 74
																229	A	Kansas St.	69 109
																265	A	Tulsa	65 67
LAST 10 Division I																			
				182	H	Sam Houston St.	64 41					87	A	Nebraska	67 77				
				209	H	Houston Baptist	73 74					191	A	Utah	58 78				
				265	A	Tulsa	65 67					171	A	Southern Utah	58 72				
				229	A	Kansas St.	69 109					142	H	Wichita St.	79 66				
				37	A	Arkansas	64 96					176	H	Texas St.	63 57				

Non-Div I Games: Cent. Christian (KS114 60

Oral Roberts

Loss, Non-Conf, S Site, H Home A Away N Neutral

Oregon

Through Games Of Dec. 19, 2019

Average RPI Win:	149	WON-LOST	WINNING	LAST 10	STRENGTH OF	OPP. STRENGTH	TEAM	ADJ.	CONF.	ADJ CONF.
Average RPI Loss:	4	RECORD	PCT. RANK	GAMES	SCHEDULE	OF SCHEDULE	RPI	RPI	RPI	RPI
DIV. I ONLY	9- 1	21	9-1	139	15	25	25	1	1	
DIV. I NON-CONF.	9- 1	21	9-1	140	14	25	25	1	1	
TOTALS	RPI 1-25	RPI 26-50	W-L RECORDS	RPI 51-100	RPI 101-150	RPI 150+				
9- 1	0- 1	0- 0	OVERALL	3- 0	2- 0	4- 0				
5- 0	0- 0	0- 0	HOME	1- 0	1- 0	3- 0				
2- 0	0- 0	0- 0	AWAY	0- 0	1- 0	1- 0				
2- 1	0- 1	0- 0	NEUTRAL	2- 0	0- 0	0- 0				
9- 1	0- 1	0- 0	NON-CONFERENCE	3- 0	2- 0	4- 0				
5- 0	0- 0	0- 0	HOME	1- 0	1- 0	3- 0				
2- 0	0- 0	0- 0	AWAY	0- 0	1- 0	1- 0				
2- 1	0- 1	0- 0	NEUTRAL	2- 0	0- 0	0- 0				
0- 0	0- 0	0- 0	CONFERENCE	0- 0	0- 0	0- 0				
0- 0	0- 0	0- 0	HOME	0- 0	0- 0	0- 0				
0- 0	0- 0	0- 0	AWAY	0- 0	0- 0	0- 0				
0- 0	0- 0	0- 0	NEUTRAL	0- 0	0- 0	0- 0				

RPI S	Opponent	Score	RPI S	Opponent	Score	RPI S	Opponent	Score	RPI S	Opponent	Score
4 N	Louisville	62 72				54 H	Texas Southern	99 63	120 A	Syracuse	81 64
						56 N	Oklahoma St.	89 72	121 H	South Dakota St.	95 56
						89 N	UT Arlington	91 54	197 H	Northeastern	89 47
									203 H	Utah St.	109 52
									250 A	Long Beach St.	81 45
									254 H	UC Riverside	84 41
LAST 10 Division I											
4 N	Louisville	62 72	254 H	UC Riverside	84 41						
89 N	UT Arlington	91 54	250 A	Long Beach St.	81 45						
120 A	Syracuse	81 64	121 H	South Dakota St.	95 56						
56 N	Oklahoma St.	89 72	203 H	Utah St.	109 52						
54 H	Texas Southern	99 63	197 H	Northeastern	89 47						

Non-Div I Games:

Oregon

Loss, Non-Conf, S Site, H Home A Away N Neutral

Average RPI Win:	120	WON-LOST	WINNING	LAST 10	STRENGTH OF	OPP. STRENGTH	TEAM	ADJ.	CONF.	ADJ CONF.
Average RPI Loss:	0	RECORD	PCT. RANK	GAMES	SCHEDULE	OF SCHEDULE	RPI	RPI	RPI	RPI
DIV. I ONLY	11- 0	1	10-0	28	17	5	5	1	1	
DIV. I NON-CONF.	11- 0	1	10-0	28	17	5	5	1	1	
TOTALS	RPI 1-25	RPI 26-50	W-L RECORDS	RPI 51-100	RPI 101-150	RPI 150+				
11- 0	2- 0	2- 0	OVERALL	0- 0	1- 0	6- 0				
7- 0	2- 0	1- 0	HOME	0- 0	0- 0	4- 0				
1- 0	0- 0	1- 0	AWAY	0- 0	0- 0	0- 0				
3- 0	0- 0	0- 0	NEUTRAL	0- 0	1- 0	2- 0				
11- 0	2- 0	2- 0	NON-CONFERENCE	0- 0	1- 0	6- 0				
7- 0	2- 0	1- 0	HOME	0- 0	0- 0	4- 0				
1- 0	0- 0	1- 0	AWAY	0- 0	0- 0	0- 0				
3- 0	0- 0	0- 0	NEUTRAL	0- 0	1- 0	2- 0				
0- 0	0- 0	0- 0	CONFERENCE	0- 0	0- 0	0- 0				
0- 0	0- 0	0- 0	HOME	0- 0	0- 0	0- 0				
0- 0	0- 0	0- 0	AWAY	0- 0	0- 0	0- 0				
0- 0	0- 0	0- 0	NEUTRAL	0- 0	0- 0	0- 0				

RPI	S	Opponent	Score	RPI	S	Opponent	Score	RPI	S	Opponent	Score	RPI	S	Opponent	Score
3	H	Missouri St.	80 69	34	H	Pacific	69 57					119	N	BYU	65 34
16	H	DePaul	98 77	45	A	Miami (FL)	75 53					156	H	Hawaii	64 32
												171	H	Southern Utah	95 45
												172	N	Liberty	68 55
												187	H	UC Irvine	86 57
												203	H	Utah St.	75 46
												212	N	Northern Ariz.	91 57
LAST 10 Division I															
156	H	Hawaii	64 32	119	N	BYU	65 34								
172	N	Liberty	68 55	212	N	Northern Ariz.	91 57								
45	A	Miami (FL)	75 53	203	H	Utah St.	75 46								
171	H	Southern Utah	95 45	16	H	DePaul	98 77								
3	H	Missouri St.	80 69	34	H	Pacific	69 57								

Non-Div I Games:

Oregon St.

Average RPI Win: 201		WON-LOST	WINNING	LAST 10	STRENGTH OF	OPP. STRENGTH	TEAM	ADJ.	CONF.	ADJ CONF.
Average RPI Loss: 35		RECORD	PCT. RANK	GAMES	SCHEDULE	OF SCHEDULE	RPI	RPI	RPI	RPI
DIV. I ONLY		7- 3	75	7-3	87	70	34	34	12	12
DIV. I NON-CONF.		7- 3	75	7-3	86	69	35	35	12	12
TOTALS		RPI 1-25	RPI 26-50		W-L RECORDS		RPI 51-100	RPI 101-150	RPI 150+	
7- 3	0- 2	0- 0		OVERALL		1- 1	0- 0		6- 0	
4- 0	0- 0	0- 0		HOME		0- 0	0- 0		4- 0	
2- 3	0- 2	0- 0		AWAY		1- 1	0- 0		1- 0	
1- 0	0- 0	0- 0		NEUTRAL		0- 0	0- 0		1- 0	
7- 3	0- 2	0- 0		NON-CONFERENCE		1- 1	0- 0		6- 0	
4- 0	0- 0	0- 0		HOME		0- 0	0- 0		4- 0	
2- 3	0- 2	0- 0		AWAY		1- 1	0- 0		1- 0	
1- 0	0- 0	0- 0		NEUTRAL		0- 0	0- 0		1- 0	
0- 0	0- 0	0- 0		CONFERENCE		0- 0	0- 0		0- 0	
0- 0	0- 0	0- 0		HOME		0- 0	0- 0		0- 0	
0- 0	0- 0	0- 0		AWAY		0- 0	0- 0		0- 0	
0- 0	0- 0	0- 0		NEUTRAL		0- 0	0- 0		0- 0	

RPI 1-25				RPI 26-50				RPI 51-100				RPI 101+			
RPI	S	Opponent	Score	RPI	S	Opponent	Score	RPI	S	Opponent	Score	RPI	S	Opponent	Score
5	A	Oregon St.	57 69					62	A	Drexel	58 51	160	H	UMKC	89 60
17	A	UCLA	57 68					83	A	CSU Bakersfield	70 80	166	H	SMU	77 49
												208	N	St. Francis Brooklyn	71 62
												256	H	Weber St.	76 53
												258	H	Indiana St.	83 66
												294	A	UC Santa Barbara	63 53
LAST 10 Division I															
294	A	UC Santa Barbara	63 53	208	N	St. Francis Brooklyn	71 62								
166	H	SMU	77 49	17	A	UCLA	57 68								
258	H	Indiana St.	83 66	83	A	CSU Bakersfield	70 80								
256	H	Weber St.	76 53	5	A	Oregon St.	57 69								
62	A	Drexel	58 51	160	H	UMKC	89 60								

Non-Div I Games:

Pacific

■ Loss,
■ Non-Conf,
■ S Site,
■ H Home
■ A Away
N Neutral

Penn

P
e
n
n

Penn

Average RPI Win:	248	WON-LOST	WINNING	LAST 10	STRENGTH OF	OPP. STRENGTH	TEAM	ADJ.	CONF.	ADJ CONF.
Average RPI Loss:	134	RECORD	PCT. RANK	GAMES	SCHEDULE	OF SCHEDULE	RPI	RPI	RPI	RPI
DIV. I ONLY	5- 5	164	5-5	232	157	227	227	2	2	
DIV. I NON-CONF.	5- 5	163	5-5	233	158	226	226	2	2	
TOTALS	RPI 1-25	RPI 26-50	W-L RECORDS	RPI 51-100	RPI 101-150	RPI 150+				
5- 5	0- 1	0- 0	OVERALL	0- 0	0- 2	5- 2				
3- 3	0- 0	0- 0	HOME	0- 0	0- 2	3- 1				
1- 1	0- 1	0- 0	AWAY	0- 0	0- 0	1- 0				
1- 1	0- 0	0- 0	NEUTRAL	0- 0	0- 0	1- 1				
5- 5	0- 1	0- 0	NON-CONFERENCE	0- 0	0- 2	5- 2				
3- 3	0- 0	0- 0	HOME	0- 0	0- 2	3- 1				
1- 1	0- 1	0- 0	AWAY	0- 0	0- 0	1- 0				
1- 1	0- 0	0- 0	NEUTRAL	0- 0	0- 0	1- 1				
0- 0	0- 0	0- 0	CONFERENCE	0- 0	0- 0	0- 0				
0- 0	0- 0	0- 0	HOME	0- 0	0- 0	0- 0				
0- 0	0- 0	0- 0	AWAY	0- 0	0- 0	0- 0				
0- 0	0- 0	0- 0	NEUTRAL	0- 0	0- 0	0- 0				

RPI S	Opponent	Score	RPI S	Opponent	Score	RPI S	Opponent	Score	RPI S	Opponent	Score	Team's RPI: 227
11	A Princeton	55 72							107	H Rider	70 78	
									144	H La Salle	67 69	
									157	H George Mason	68 78	
									159	H Fordham	72 59	
									184	H Clemson	68 55	
									250	N Long Beach St.	56 64	
									270	A Towson	73 67	
									306	H Pittsburgh	78 73	
									321	N N.C. Central	92 68	
LAST 10 Division I												
184	H Clemson	68 55	11	A Princeton	55 72							
144	H La Salle	67 69	306	H Pittsburgh	78 73							
159	H Fordham	72 59	321	N N.C. Central	92 68							
107	H Rider	70 78	250	N Long Beach St.	56 64							
270	A Towson	73 67	157	H George Mason	68 78							

Non-Div I Games:

Penn St.

Pepperdine

Through Games Of Dec. 19, 2019

Average RPI Win:	273	WON-LOST	WINNING	LAST 10	STRENGTH OF	OPP. STRENGTH	TEAM	ADJ.	CONF.	ADJ CONF.
Average RPI Loss:	168	RECORD	PCT. RANK	GAMES	SCHEDULE	OF SCHEDULE	RPI	RPI	RPI	RPI
DIV. I ONLY	4- 3	137	4-3	343	65	282	282	12	12	
DIV. I NON-CONF.	4- 3	137	4-3	344	64	283	283	12	12	
TOTALS	RPI 1-25	RPI 26-50	W-L RECORDS	RPI 51-100	RPI 101-150	RPI 150+				
4- 3	0- 0	0- 0	OVERALL	0- 1	0- 0	4- 2				
2- 2	0- 0	0- 0	HOME	0- 0	0- 0	2- 2				
2- 1	0- 0	0- 0	AWAY	0- 1	0- 0	2- 0				
0- 0	0- 0	0- 0	NEUTRAL	0- 0	0- 0	0- 0				
4- 3	0- 0	0- 0	NON-CONFERENCE	0- 1	0- 0	4- 2				
2- 2	0- 0	0- 0	HOME	0- 0	0- 0	2- 2				
2- 1	0- 0	0- 0	AWAY	0- 1	0- 0	2- 0				
0- 0	0- 0	0- 0	NEUTRAL	0- 0	0- 0	0- 0				
0- 0	0- 0	0- 0	CONFERENCE	0- 0	0- 0	0- 0				
0- 0	0- 0	0- 0	HOME	0- 0	0- 0	0- 0				
0- 0	0- 0	0- 0	AWAY	0- 0	0- 0	0- 0				
0- 0	0- 0	0- 0	NEUTRAL	0- 0	0- 0	0- 0				

RPI 1-25			RPI 26-50			RPI 51-100			RPI 101+			Team's RPI: 282
RPI	S	Opponent	Score	RPI	S	Opponent	Score	RPI	S	Opponent	Score	
						74 A Washington St.	48 85			156 H Hawaii	51 52	
										223 A Eastern Wash.	53 52	
										262 H UC Davis	70 67	
										273 H UNLV	44 69	
										293 H Cal Poly	63 53	
										315 A New Mexico St.	72 69	
LAST 10 Division I												
						293 H Cal Poly	63 53			262 H UC Davis	70 67	
						74 A Washington St.	48 85			273 H UNLV	44 69	
										223 A Eastern Wash.	53 52	
										315 A New Mexico St.	72 69	
										156 H Hawaii	51 52	

Non-Div I Games: Concordia (CA) 76 57 Cal St. L.A. 79 56

Pepperdine

Loss, Non-Conf, S Site, H Home A Away N Neutral

Average RPI Win:	322	WON-LOST	WINNING	LAST 10	STRENGTH OF	OPP. STRENGTH	TEAM	ADJ.	CONF.	ADJ CONF.
Average RPI Loss:	146	RECORD	PCT. RANK	GAMES	SCHEDULE	OF SCHEDULE	RPI	RPI	RPI	RPI
DIV. I ONLY	3- 7	251	3-7	236	301	306	306	3	3	
DIV. I NON-CONF.	3- 7	250	3-7	238	299	306	306	3	3	
TOTALS	RPI 1-25	RPI 26-50	W-L RECORDS	RPI 51-100	RPI 101-150	RPI 150+				
3- 7	0- 0	0- 0	OVERALL	0- 1	0- 4	3- 2				
2- 4	0- 0	0- 0	HOME	0- 0	0- 3	2- 1				
0- 2	0- 0	0- 0	AWAY	0- 1	0- 0	0- 1				
1- 1	0- 0	0- 0	NEUTRAL	0- 0	0- 1	1- 0				
3- 7	0- 0	0- 0	NON-CONFERENCE	0- 1	0- 4	3- 2				
2- 4	0- 0	0- 0	HOME	0- 0	0- 3	2- 1				
0- 2	0- 0	0- 0	AWAY	0- 1	0- 0	0- 1				
1- 1	0- 0	0- 0	NEUTRAL	0- 0	0- 1	1- 0				
0- 0	0- 0	0- 0	CONFERENCE	0- 0	0- 0	0- 0				
0- 0	0- 0	0- 0	HOME	0- 0	0- 0	0- 0				
0- 0	0- 0	0- 0	AWAY	0- 0	0- 0	0- 0				
0- 0	0- 0	0- 0	NEUTRAL	0- 0	0- 0	0- 0				

RPI 1-25			RPI 26-50			RPI 51-100			RPI 101+			Team's RPI: 306
RPI	S	Opponent	Score	RPI	S	Opponent	Score	RPI	S	Opponent	Score	
						100 A UCF	58 74			109 H Duquesne	62 81	
										111 H Stony Brook	56 59	
										118 N Ohio	50 72	
										132 H Miami (OH)	71 80	
										227 A Penn St.	73 78	
										228 H Georgetown	56 66	
										288 N Ole Miss	58 50	
										338 H Central Conn. St.	81 73	
										341 H Fairleigh Dickinson	69 60	
LAST 10 Division I												
						132 H Miami (OH)	71 80			288 N Ole Miss	58 50	
						111 H Stony Brook	56 59			118 N Ohio	50 72	
						227 A Penn St.	73 78			109 H Duquesne	62 81	
						338 H Central Conn. St.	81 73			341 H Fairleigh Dickinson	69 60	
						100 A UCF	58 74			228 H Georgetown	56 66	

Non-Div I Games:

Pittsburgh

■ Loss,
 ■ Non-Conf,
 S Site,
 ■ Home
 ■ Away
 N Neutral

Average RPI Win:	240	WON-LOST	WINNING	LAST 10	STRENGTH OF	OPP. STRENGTH	TEAM	ADJ.	CONF.	ADJ CONF.
Average RPI Loss:	119	RECORD	PCT. RANK	GAMES	SCHEDULE	OF SCHEDULE	RPI	RPI	RPI	RPI
DIV. I ONLY	5- 4	143	5-4	151	270	170	170	12	12	
DIV. I NON-CONF.	5- 4	143	5-4	154	271	168	168	12	12	
TOTALS	RPI 1-25	RPI 26-50	W-L RECORDS	RPI 51-100	RPI 101-150	RPI 150+				
5- 4	0- 0	0- 1	OVERALL	0- 1	0- 1	5- 1				
2- 3	0- 0	0- 1	HOME	0- 1	0- 1	2- 0				
3- 1	0- 0	0- 0	AWAY	0- 0	0- 0	3- 1				
0- 0	0- 0	0- 0	NEUTRAL	0- 0	0- 0	0- 0				
5- 4	0- 0	0- 1	NON-CONFERENCE	0- 1	0- 1	5- 1				
2- 3	0- 0	0- 1	HOME	0- 1	0- 1	2- 0				
3- 1	0- 0	0- 0	AWAY	0- 0	0- 0	3- 1				
0- 0	0- 0	0- 0	NEUTRAL	0- 0	0- 0	0- 0				
0- 0	0- 0	0- 0	CONFERENCE	0- 0	0- 0	0- 0				
0- 0	0- 0	0- 0	HOME	0- 0	0- 0	0- 0				
0- 0	0- 0	0- 0	AWAY	0- 0	0- 0	0- 0				
0- 0	0- 0	0- 0	NEUTRAL	0- 0	0- 0	0- 0				

RPI 1-25				RPI 26-50				RPI 51-100				RPI 101+				Team's RPI: 170	
RPI	S	Opponent	Score	RPI	S	Opponent	Score	RPI	S	Opponent	Score	RPI	S	Opponent	Score		
				48	H	Abilene Christian	69 76	55	H	Loyola Chicago	64 78	136	H	Portland St.	71 77		
												162	H	Fresno St.	75 64		
												203	A	Utah St.	70 64		
												238	A	CSUN	64 73		
												256	A	Weber St.	78 59		
												263	H	Grand Canyon	73 41		
												314	A	Air Force	72 56		
LAST 10 Division I																	
				136	H	Portland St.	71 77	48	H	Abilene Christian	69 76						
				263	H	Grand Canyon	73 41	314	A	Air Force	72 56						
				55	H	Loyola Chicago	64 78	238	A	CSUN	64 73						
				203	A	Utah St.	70 64	162	H	Fresno St.	75 64						
								256	A	Weber St.	78 59						

Non-Div I Games: Warner Pacific 78 36 Willamette 82 42

Portland

Loss, Non-Conf, S Site, H Home A Away N Neutral

Average RPI Win:	241	WON-LOST	WINNING	LAST 10	STRENGTH OF	OPP. STRENGTH	TEAM	ADJ.	CONF.	ADJ CONF.
Average RPI Loss:	138	RECORD	PCT. RANK	GAMES	SCHEDULE	OF SCHEDULE	RPI	RPI	RPI	RPI
DIV. I ONLY	5- 3	111	5-3	264	117	136	136	18	18	
DIV. I NON-CONF.	5- 3	109	5-3	266	117	137	137	18	18	
TOTALS	RPI 1-25	RPI 26-50	W-L RECORDS	RPI 51-100	RPI 101-150	RPI 150+				
5- 3	0- 0	0- 0	OVERALL	0- 1	0- 0	5- 2				
2- 0	0- 0	0- 0	HOME	0- 0	0- 0	2- 0				
3- 2	0- 0	0- 0	AWAY	0- 1	0- 0	3- 1				
0- 1	0- 0	0- 0	NEUTRAL	0- 0	0- 0	0- 1				
5- 3	0- 0	0- 0	NON-CONFERENCE	0- 1	0- 0	5- 2				
2- 0	0- 0	0- 0	HOME	0- 0	0- 0	2- 0				
3- 2	0- 0	0- 0	AWAY	0- 1	0- 0	3- 1				
0- 1	0- 0	0- 0	NEUTRAL	0- 0	0- 0	0- 1				
0- 0	0- 0	0- 0	CONFERENCE	0- 0	0- 0	0- 0				
0- 0	0- 0	0- 0	HOME	0- 0	0- 0	0- 0				
0- 0	0- 0	0- 0	AWAY	0- 0	0- 0	0- 0				
0- 0	0- 0	0- 0	NEUTRAL	0- 0	0- 0	0- 0				

RPI 1-25			RPI 26-50			RPI 51-100			RPI 101+			Team's RPI: 136
RPI	S	Opponent	Score	RPI	S	Opponent	Score	RPI	S	Opponent	Score	
						66 A Boise St.	57 82	160 A UMKC		69 87		
								170 A Portland		77 71		
								187 A UC Irvine		70 61		
								187 N UC Irvine		75 83		
								262 A UC Davis		76 70		
								263 H Grand Canyon		69 46		
								324 H Nevada		80 75		
LAST 10 Division I												
170 A Portland		77 71	324 H Nevada		80 75							
263 H Grand Canyon		69 46	187 N UC Irvine		75 83							
187 A UC Irvine		70 61	160 A UMKC		69 87							
262 A UC Davis		76 70	66 A Boise St.		57 82							

Non-Div I Games: Multnomah 104 48

Portland St.

Prairie View

Through Games Of Dec. 19, 2019

Average RPI Win:	0	WON-LOST	WINNING	LAST 10	STRENGTH OF	OPP. STRENGTH	TEAM	ADJ.	CONF.	ADJ CONF.
Average RPI Loss:	127	RECORD	PCT. RANK	GAMES	SCHEDULE	OF SCHEDULE	RPI	RPI	RPI	RPI
DIV. I ONLY	0- 8	336	0-8	2	328	230	230	28	28	
DIV. I NON-CONF.	0- 8	336	0-8	3	328	229	229	28	28	
TOTALS	RPI 1-25	RPI 26-50	W-L RECORDS	RPI 51-100	RPI 101-150	RPI 150+				
0- 8	0- 1	0- 1	OVERALL	0- 1	0- 1	0- 4				
0- 1	0- 0	0- 0	HOME	0- 0	0- 0	0- 1				
0- 5	0- 1	0- 1	AWAY	0- 1	0- 0	0- 2				
0- 2	0- 0	0- 0	NEUTRAL	0- 0	0- 1	0- 1				
0- 8	0- 1	0- 1	NON-CONFERENCE	0- 1	0- 1	0- 4				
0- 1	0- 0	0- 0	HOME	0- 0	0- 0	0- 1				
0- 5	0- 1	0- 1	AWAY	0- 1	0- 0	0- 2				
0- 2	0- 0	0- 0	NEUTRAL	0- 0	0- 1	0- 1				
0- 0	0- 0	0- 0	CONFERENCE	0- 0	0- 0	0- 0				
0- 0	0- 0	0- 0	HOME	0- 0	0- 0	0- 0				
0- 0	0- 0	0- 0	AWAY	0- 0	0- 0	0- 0				
0- 0	0- 0	0- 0	NEUTRAL	0- 0	0- 0	0- 0				

RPI 1-25				RPI 26-50				RPI 51-100				RPI 101+ Team's RPI: 230			
RPI	S	Opponent	Score	RPI	S	Opponent	Score	RPI	S	Opponent	Score	RPI	S	Opponent	Score
13	A	Texas A&M	38 80	32	A	Oklahoma	48 94	58	A	Arizona	48 83	132	N	Miami (OH)	52 65
												158	A	Texas Tech	48 82
												177	H	Florida	44 51
												220	A	Rice	55 77
												224	N	A&M-Corpus Christi	52 64
LAST 10 Division I															
220	A	Rice	55 77	158	A	Texas Tech	48 82								
177	H	Florida	44 51	132	N	Miami (OH)	52 65								
13	A	Texas A&M	38 80	32	A	Oklahoma	48 94								
58	A	Arizona	48 83												
224	N	A&M-Corpus Christi	52 64												

Non-Div I Games: Wiley 75 42 Tex. A&M-Kingsville85 55

Prairie View

Loss, Non-Conf, S Site, H Home A Away N Neutral

Presbyterian

Through Games Of Dec. 19, 2019

Average RPI Win:	325	WON-LOST	WINNING	LAST 10	STRENGTH OF	OPP. STRENGTH	TEAM	ADJ.	CONF.	ADJ CONF.
Average RPI Loss:	193	RECORD	PCT. RANK	GAMES	SCHEDULE	OF SCHEDULE	RPI	RPI	RPI	RPI
DIV. I ONLY	2- 5	260	2-5	189	345	269	269	30	30	
DIV. I NON-CONF.	2- 5	258	2-5	190	345	272	272	30	30	
TOTALS	RPI 1-25	RPI 26-50	W-L RECORDS	RPI 51-100	RPI 101-150	RPI 150+				
2- 5	0- 0	0- 0	OVERALL	0- 1	0- 1	2- 3				
1- 1	0- 0	0- 0	HOME	0- 0	0- 0	1- 1				
1- 4	0- 0	0- 0	AWAY	0- 1	0- 1	1- 2				
0- 0	0- 0	0- 0	NEUTRAL	0- 0	0- 0	0- 0				
2- 5	0- 0	0- 0	NON-CONFERENCE	0- 1	0- 1	2- 3				
1- 1	0- 0	0- 0	HOME	0- 0	0- 0	1- 1				
1- 4	0- 0	0- 0	AWAY	0- 1	0- 1	1- 2				
0- 0	0- 0	0- 0	NEUTRAL	0- 0	0- 0	0- 0				
0- 0	0- 0	0- 0	CONFERENCE	0- 0	0- 0	0- 0				
0- 0	0- 0	0- 0	HOME	0- 0	0- 0	0- 0				
0- 0	0- 0	0- 0	AWAY	0- 0	0- 0	0- 0				
0- 0	0- 0	0- 0	NEUTRAL	0- 0	0- 0	0- 0				

RPI 1-25			RPI 26-50			RPI 51-100			RPI 101+			Team's RPI: 269
RPI	S	Opponent	Score	RPI	S	Opponent	Score	RPI	S	Opponent	Score	
						57 A West Virginia	40 56	145 A Illinois		52 71		
								177 A Florida		46 60		
								286 A Wofford		60 67		
								300 H UNCW		60 70		
								301 H Col. of Charleston		58 54		
								349 A South Carolina St.		70 49		
LAST 10 Division I												
301 H		Col. of Charleston	58 54	300 H		UNCW	60 70					
177 A		Florida	46 60	145 A		Illinois	52 71					
57 A		West Virginia	40 56	286 A		Wofford	60 67					
349 A		South Carolina St.	70 49									

Non-Div I Games: William Peace 72 35

Presbyterian

Loss, Non-Conf, S Site, H Home A Away N Neutral

Average RPI Win:	145	WON-LOST	WINNING	LAST 10	STRENGTH OF	OPP. STRENGTH	TEAM	ADJ.	CONF.	ADJ CONF.
Average RPI Loss:	20	RECORD	PCT. RANK	GAMES	SCHEDULE	OF SCHEDULE	RPI	RPI	RPI	RPI
DIV. I ONLY	10- 1	14	9-1	57	43	11	11	9	9	
DIV. I NON-CONF.	10- 1	14	9-1	58	44	11	11	9	9	
TOTALS	RPI 1-25	RPI 26-50	W-L RECORDS	RPI 51-100	RPI 101-150	RPI 150+				
10- 1	0- 1	1- 0	OVERALL	3- 0	1- 0	5- 0				
6- 0	0- 0	1- 0	HOME	0- 0	1- 0	4- 0				
4- 1	0- 1	0- 0	AWAY	3- 0	0- 0	1- 0				
0- 0	0- 0	0- 0	NEUTRAL	0- 0	0- 0	0- 0				
10- 1	0- 1	1- 0	NON-CONFERENCE	3- 0	1- 0	5- 0				
6- 0	0- 0	1- 0	HOME	0- 0	1- 0	4- 0				
4- 1	0- 1	0- 0	AWAY	3- 0	0- 0	1- 0				
0- 0	0- 0	0- 0	NEUTRAL	0- 0	0- 0	0- 0				
0- 0	0- 0	0- 0	CONFERENCE	0- 0	0- 0	0- 0				
0- 0	0- 0	0- 0	HOME	0- 0	0- 0	0- 0				
0- 0	0- 0	0- 0	AWAY	0- 0	0- 0	0- 0				
0- 0	0- 0	0- 0	NEUTRAL	0- 0	0- 0	0- 0				

RPI 1-25				RPI 26-50				RPI 51-100				RPI 101+			
RPI	S	Opponent	Score	RPI	S	Opponent	Score	RPI	S	Opponent	Score	RPI	S	Opponent	Score
20	A	Iowa	75 77	46	H	FGCU	67 53	68	A	Seton Hall	78 76	107	H	Rider	80 47
								78	A	Marist	62 50	163	H	Monmouth	52 40
								90	A	George Washington	75 50	167	A	Missouri	68 33
												208	H	St. Francis Brooklyn	76 44
												227	H	Penn St.	72 55
												296	H	Hartford	73 42
LAST 10 Division I															
167	A	Missouri	68 33	227	H	Penn St.	72 55								
20	A	Iowa	75 77	296	H	Hartford	73 42								
46	H	FGCU	67 53	78	A	Marist	62 50								
68	A	Seton Hall	78 76	208	H	St. Francis Brooklyn	76 44								
90	A	George Washington	75 50	163	H	Monmouth	52 40								

Non-Div I Games:

Princeton

Average RPI Win: 199		WON-LOST	WINNING	LAST 10	STRENGTH OF	OPP. STRENGTH	TEAM	ADJ.	CONF.	ADJ CONF.
Average RPI Loss: 104		RECORD	PCT. RANK	GAMES	SCHEDULE	OF SCHEDULE	RPI	RPI	RPI	RPI
DIV. I ONLY		8- 3	67	8-2	179	156	59	59	6	6
DIV. I NON-CONF.		8- 3	67	8-2	181	157	59	59	6	6
TOTALS	RPI 1-25	RPI 26-50		W-L RECORDS		RPI 51-100	RPI 101-150		RPI 150+	
8- 3	0- 0	0- 0		OVERALL		1- 2	1- 1		6- 0	
2- 0	0- 0	0- 0		HOME		1- 0	0- 0		1- 0	
5- 2	0- 0	0- 0		AWAY		0- 1	0- 1		5- 0	
1- 1	0- 0	0- 0		NEUTRAL		0- 1	1- 0		0- 0	
8- 3	0- 0	0- 0		NON-CONFERENCE		1- 2	1- 1		6- 0	
2- 0	0- 0	0- 0		HOME		1- 0	0- 0		1- 0	
5- 2	0- 0	0- 0		AWAY		0- 1	0- 1		5- 0	
1- 1	0- 0	0- 0		NEUTRAL		0- 1	1- 0		0- 0	
0- 0	0- 0	0- 0		CONFERENCE		0- 0	0- 0		0- 0	
0- 0	0- 0	0- 0		HOME		0- 0	0- 0		0- 0	
0- 0	0- 0	0- 0		AWAY		0- 0	0- 0		0- 0	
0- 0	0- 0	0- 0		NEUTRAL		0- 0	0- 0		0- 0	

RPI 1-25				RPI 26-50				RPI 51-100				Team's RPI: 59				RPI 101+			
RPI	S	Opponent	Score	RPI	S	Opponent	Score	RPI	S	Opponent	Score	RPI	S	Opponent	Score	RPI	S	Opponent	Score
								72	A	Yale	79	82	124	N	Rhode Island	58	51		
								80	H	Boston College	76	60	148	A	New Mexico	68	86		
								92	N	Ball St.	51	52	163	A	Monmouth	68	52		
													181	A	Massachusetts	72	63		
													191	A	Utah	67	60		
													248	H	UMass Lowell	63	38		
													296	A	Hartford	75	57		
													312	A	Bryant	76	32		
LAST 10 Division I																			
				92	N	Ball St.	51	52	148	A	New Mexico	68	86						
				163	A	Monmouth	68	52	191	A	Utah	67	60						
				80	H	Boston College	76	60	124	N	Rhode Island	58	51						
				296	A	Hartford	75	57	312	A	Bryant	76	32						
				181	A	Massachusetts	72	63	248	H	UMass Lowell	63	38						

Non-Div I Games:

Providence

■ Loss, ■ Non-Conf, S Site, H Home A Away N Neutral

Average RPI Win:	122	WON-LOST	WINNING	LAST 10	STRENGTH OF	OPP. STRENGTH	TEAM	ADJ.	CONF.	ADJ CONF.
Average RPI Loss:	14	RECORD	PCT. RANK	GAMES	SCHEDULE	OF SCHEDULE	RPI	RPI	RPI	RPI
DIV. I ONLY	8- 3	67	7-3	20	25	15	15	2	2	
DIV. I NON-CONF.	8- 3	67	7-3	20	26	15	15	2	2	
TOTALS	RPI 1-25	RPI 26-50	W-L RECORDS	RPI 51-100	RPI 101-150	RPI 150+				
8- 3	1- 2	1- 1	OVERALL	2- 0	1- 0	3- 0				
5- 0	0- 0	1- 0	HOME	1- 0	1- 0	2- 0				
1- 2	0- 1	0- 1	AWAY	0- 0	0- 0	1- 0				
2- 1	1- 1	0- 0	NEUTRAL	1- 0	0- 0	0- 0				
8- 3	1- 2	1- 1	NON-CONFERENCE	2- 0	1- 0	3- 0				
5- 0	0- 0	1- 0	HOME	1- 0	1- 0	2- 0				
1- 2	0- 1	0- 1	AWAY	0- 0	0- 0	1- 0				
2- 1	1- 1	0- 0	NEUTRAL	1- 0	0- 0	0- 0				
0- 0	0- 0	0- 0	CONFERENCE	0- 0	0- 0	0- 0				
0- 0	0- 0	0- 0	HOME	0- 0	0- 0	0- 0				
0- 0	0- 0	0- 0	AWAY	0- 0	0- 0	0- 0				
0- 0	0- 0	0- 0	NEUTRAL	0- 0	0- 0	0- 0				

RPI 1-25				RPI 26-50				RPI 51-100				RPI 101+			
RPI	S	Opponent	Score	RPI	S	Opponent	Score	RPI	S	Opponent	Score	RPI	S	Opponent	Score
6	A	South Carolina	49 85	29	A	Virginia Tech	54 67	70	H	Kent St.	77 64	141	H	Northern Ill.	68 63
8	N	Gonzaga	50 63	38	H	Western Ky.	67 50	76	N	Arizona St.	59 52	192	H	Western Ill.	66 59
23	N	Drake	67 47									193	H	Milwaukee	68 55
												246	A	Chattanooga	66 34
LAST 10 Division I															
38	H	Western Ky.	67 50	6	A	South Carolina	49 85								
23	N	Drake	67 47	70	H	Kent St.	77 64								
141	H	Northern Ill.	68 63	29	A	Virginia Tech	54 67								
192	H	Western Ill.	66 59	8	N	Gonzaga	50 63								
246	A	Chattanooga	66 34	76	N	Arizona St.	59 52								

Non-Div I Games:

Purdue

Average RPI Win:	329	WON-LOST	WINNING	LAST 10	STRENGTH OF	OPP. STRENGTH	TEAM	ADJ.	CONF.	ADJ CONF.
Average RPI Loss:	151	RECORD	PCT. RANK	GAMES	SCHEDULE	OF SCHEDULE	RPI	RPI	RPI	RPI
DIV. I ONLY	2- 8	301	2-8	274	188	323	323	15	15	
DIV. I NON-CONF.	2- 8	300	2-8	275	191	323	323	15	15	
TOTALS	RPI 1-25	RPI 26-50	W-L RECORDS	RPI 51-100	RPI 101-150	RPI 150+				
2- 8	0- 0	0- 0	OVERALL	0- 2	0- 1	2- 5				
2- 2	0- 0	0- 0	HOME	0- 1	0- 0	2- 1				
0- 3	0- 0	0- 0	AWAY	0- 0	0- 1	0- 2				
0- 3	0- 0	0- 0	NEUTRAL	0- 1	0- 0	0- 2				
2- 8	0- 0	0- 0	NON-CONFERENCE	0- 2	0- 1	2- 5				
2- 2	0- 0	0- 0	HOME	0- 1	0- 0	2- 1				
0- 3	0- 0	0- 0	AWAY	0- 0	0- 1	0- 2				
0- 3	0- 0	0- 0	NEUTRAL	0- 1	0- 0	0- 2				
0- 0	0- 0	0- 0	CONFERENCE	0- 0	0- 0	0- 0				
0- 0	0- 0	0- 0	HOME	0- 0	0- 0	0- 0				
0- 0	0- 0	0- 0	AWAY	0- 0	0- 0	0- 0				
0- 0	0- 0	0- 0	NEUTRAL	0- 0	0- 0	0- 0				

RPI 1-25			RPI 26-50			RPI 51-100			RPI 101+			Team's RPI: 323
RPI	S	Opponent	Score	RPI	S	Opponent	Score	RPI	S	Opponent	Score	
						70 N Kent St.	67 75	139 A Akron			53 64	
						92 H Ball St.	52 83	154 H Southeast Mo. St.			48 58	
								158 N Texas Tech			48 82	
								163 N Monmouth			46 60	
								190 A Eastern Mich.			40 64	
								240 A SIUE			53 57	
								325 H UIC			61 50	
								333 H Evansville			67 64	
LAST 10 Division I												
333 H Evansville			67 64	190 A Eastern Mich.			40 64					
70 N Kent St.			67 75	240 A SIUE			53 57					
139 A Akron			53 64	163 N Monmouth			46 60					
92 H Ball St.			52 83	158 N Texas Tech			48 82					
325 H UIC			61 50	154 H Southeast Mo. St.			48 58					

Non-Div I Games: Heidelberg 82 55 Purdue Northwest 73 50

Purdue Fort Wayne

Loss, Non-Conf, S Site, H Home A Away N Neutral

Quinnipiac

Through Games Of Dec. 19, 2019

Average RPI Win:	103	WON-LOST	WINNING	LAST 10	STRENGTH OF	OPP. STRENGTH	TEAM	ADJ.	CONF.	ADJ CONF.
Average RPI Loss:	84	RECORD	PCT. RANK	GAMES	SCHEDULE	OF SCHEDULE	RPI	RPI	RPI	RPI
DIV. I ONLY	1- 6	313	1-6	24	137	206	206	21	21	
DIV. I NON-CONF.	1- 6	313	1-6	23	138	206	206	21	21	
TOTALS	RPI 1-25	RPI 26-50	W-L RECORDS	RPI 51-100	RPI 101-150	RPI 150+				
1- 6	0- 0	0- 0	OVERALL	0- 5	1- 1	0- 0				
1- 3	0- 0	0- 0	HOME	0- 2	1- 1	0- 0				
0- 3	0- 0	0- 0	AWAY	0- 3	0- 0	0- 0				
0- 0	0- 0	0- 0	NEUTRAL	0- 0	0- 0	0- 0				
1- 6	0- 0	0- 0	NON-CONFERENCE	0- 5	1- 1	0- 0				
1- 3	0- 0	0- 0	HOME	0- 2	1- 1	0- 0				
0- 3	0- 0	0- 0	AWAY	0- 3	0- 0	0- 0				
0- 0	0- 0	0- 0	NEUTRAL	0- 0	0- 0	0- 0				
0- 0	0- 0	0- 0	CONFERENCE	0- 0	0- 0	0- 0				
0- 0	0- 0	0- 0	HOME	0- 0	0- 0	0- 0				
0- 0	0- 0	0- 0	AWAY	0- 0	0- 0	0- 0				
0- 0	0- 0	0- 0	NEUTRAL	0- 0	0- 0	0- 0				

RPI 1-25			RPI 26-50			RPI 51-100			RPI 101+			Team's RPI: 206
RPI	S	Opponent	Score	RPI	S	Opponent	Score	RPI	S	Opponent	Score	
						51	A Maryland	52	107	103	H Bucknell	76 69
						62	H Drexel	62	66	129	H Harvard	68 77
						72	A Yale	59	63			
						90	H George Washington	67	78			
						100	A UCF	58	80			
LAST 10 Division I												
						100	A UCF	58	80	90	H George Washington	67 78
						62	H Drexel	62	66	129	H Harvard	68 77
										51	A Maryland	52 107
										103	H Bucknell	76 69
										72	A Yale	59 63

Non-Div I Games:

Quinnipiac

Average RPI Win:	307	WON-LOST	WINNING	LAST 10	STRENGTH OF	OPP. STRENGTH	TEAM	ADJ.	CONF.	ADJ CONF.
Average RPI Loss:	166	RECORD	PCT. RANK	GAMES	SCHEDULE	OF SCHEDULE	RPI	RPI	RPI	RPI
DIV. I ONLY	2- 6	271	2-6	306	197	299	299	30	30	
DIV. I NON-CONF.	2- 6	272	2-6	307	200	298	298	30	30	
TOTALS	RPI 1-25	RPI 26-50	W-L RECORDS	RPI 51-100	RPI 101-150	RPI 150+				
2- 6	0- 1	0- 0	OVERALL	0- 2	0- 0	2- 3				
0- 2	0- 0	0- 0	HOME	0- 0	0- 0	0- 2				
2- 4	0- 1	0- 0	AWAY	0- 2	0- 0	2- 1				
0- 0	0- 0	0- 0	NEUTRAL	0- 0	0- 0	0- 0				
2- 6	0- 1	0- 0	NON-CONFERENCE	0- 2	0- 0	2- 3				
0- 2	0- 0	0- 0	HOME	0- 0	0- 0	0- 2				
2- 4	0- 1	0- 0	AWAY	0- 2	0- 0	2- 1				
0- 0	0- 0	0- 0	NEUTRAL	0- 0	0- 0	0- 0				
0- 0	0- 0	0- 0	CONFERENCE	0- 0	0- 0	0- 0				
0- 0	0- 0	0- 0	HOME	0- 0	0- 0	0- 0				
0- 0	0- 0	0- 0	AWAY	0- 0	0- 0	0- 0				
0- 0	0- 0	0- 0	NEUTRAL	0- 0	0- 0	0- 0				

RPI 1-25				RPI 26-50				RPI 51-100				RPI 101+ Team's RPI: 299			
RPI	S	Opponent	Score	RPI	S	Opponent	Score	RPI	S	Opponent	Score	RPI	S	Opponent	Score
21	A	Ohio St.	57 70					57	A	West Virginia	37 74	243	H	American	55 59
								88	A	Vanderbilt	46 80	264	A	ETSU	67 43
												289	H	Mt. St. Mary's	58 75
												295	A	Morehead St.	62 73
												349	A	South Carolina St.	60 45
LAST 10 Division I															
243	H	American	55 59	264	A	ETSU	67 43	57	A	West Virginia	37 74				
21	A	Ohio St.	57 70					349	A	South Carolina St.	60 45				
295	A	Morehead St.	62 73					88	A	Vanderbilt	46 80				
289	H	Mt. St. Mary's	58 75												

Non-Div I Games:

Radford

Rhode Island

Through Games Of Dec. 19, 2019

Average RPI Win:	238	WON-LOST	WINNING	LAST 10	STRENGTH OF	OPP. STRENGTH	TEAM	ADJ.	CONF.	ADJ CONF.
Average RPI Loss:	78	RECORD	PCT. RANK	GAMES	SCHEDULE	OF SCHEDULE	RPI	RPI	RPI	RPI
DIV. I ONLY	7- 3	75	7-3	241	177	124	124	10	10	
DIV. I NON-CONF.	7- 3	75	7-3	243	178	125	125	10	10	
TOTALS	RPI 1-25	RPI 26-50	W-L RECORDS	RPI 51-100	RPI 101-150	RPI 150+				
7- 3	0- 0	0- 0	OVERALL	1- 3	1- 0	5- 0				
5- 0	0- 0	0- 0	HOME	1- 0	1- 0	3- 0				
1- 2	0- 0	0- 0	AWAY	0- 2	0- 0	1- 0				
1- 1	0- 0	0- 0	NEUTRAL	0- 1	0- 0	1- 0				
7- 3	0- 0	0- 0	NON-CONFERENCE	1- 3	1- 0	5- 0				
5- 0	0- 0	0- 0	HOME	1- 0	1- 0	3- 0				
1- 2	0- 0	0- 0	AWAY	0- 2	0- 0	1- 0				
1- 1	0- 0	0- 0	NEUTRAL	0- 1	0- 0	1- 0				
0- 0	0- 0	0- 0	CONFERENCE	0- 0	0- 0	0- 0				
0- 0	0- 0	0- 0	HOME	0- 0	0- 0	0- 0				
0- 0	0- 0	0- 0	AWAY	0- 0	0- 0	0- 0				
0- 0	0- 0	0- 0	NEUTRAL	0- 0	0- 0	0- 0				

RPI 1-25				RPI 26-50				RPI 51-100				RPI 101+				Team's RPI: 124	
RPI	S	Opponent	Score	RPI	S	Opponent	Score	RPI	S	Opponent	Score	RPI	S	Opponent	Score		
								59	N	Providence	51 58	150	H	Robert Morris	71 59		
								80	A	Boston College	55 66	219	H	Fairfield	74 41		
								93	H	Holy Cross	73 58	255	H	Vermont	77 74		
								95	A	North Dakota	61 67	296	A	Hartford	68 56		
												318	N	Brown	89 44		
												336	H	LIU Brooklyn	79 56		
LAST 10 Division I																	
				59	N	Providence	51 58	150	H	Robert Morris	71 59						
				318	N	Brown	89 44	80	A	Boston College	55 66						
				93	H	Holy Cross	73 58	95	A	North Dakota	61 67						
				219	H	Fairfield	74 41	296	A	Hartford	68 56						
				255	H	Vermont	77 74	336	H	LIU Brooklyn	79 56						

Non-Div I Games:

Rhode Island

■ Loss,
 ■ Non-Conf,
 S Site,
 ■ Home
 ■ Away
 N Neutral

Average RPI Win:	254	WON-LOST	WINNING	LAST 10	STRENGTH OF	OPP. STRENGTH	TEAM	ADJ.	CONF.	ADJ CONF.
Average RPI Loss:	72	RECORD	PCT. RANK	GAMES	SCHEDULE	OF SCHEDULE	RPI	RPI	RPI	RPI
DIV. I ONLY	5- 4	143	5-4	324	8	220	220	14	14	
DIV. I NON-CONF.	5- 4	143	5-4	323	7	221	221	14	14	
TOTALS	RPI 1-25	RPI 26-50	W-L RECORDS	RPI 51-100	RPI 101-150	RPI 150+				
5- 4	0- 1	0- 0	OVERALL	0- 2	0- 0	5- 1				
4- 1	0- 1	0- 0	HOME	0- 0	0- 0	4- 0				
1- 3	0- 0	0- 0	AWAY	0- 2	0- 0	1- 1				
0- 0	0- 0	0- 0	NEUTRAL	0- 0	0- 0	0- 0				
5- 4	0- 1	0- 0	NON-CONFERENCE	0- 2	0- 0	5- 1				
4- 1	0- 1	0- 0	HOME	0- 0	0- 0	4- 0				
1- 3	0- 0	0- 0	AWAY	0- 2	0- 0	1- 1				
0- 0	0- 0	0- 0	NEUTRAL	0- 0	0- 0	0- 0				
0- 0	0- 0	0- 0	CONFERENCE	0- 0	0- 0	0- 0				
0- 0	0- 0	0- 0	HOME	0- 0	0- 0	0- 0				
0- 0	0- 0	0- 0	AWAY	0- 0	0- 0	0- 0				
0- 0	0- 0	0- 0	NEUTRAL	0- 0	0- 0	0- 0				

RPI 1-25				RPI 26-50				RPI 51-100				RPI 101+ Team's RPI: 220			
RPI	S	Opponent	Score	RPI	S	Opponent	Score	RPI	S	Opponent	Score	RPI	S	Opponent	Score
13	H	Texas A&M	61 62					54	A	Texas Southern	56 63	166	A	SMU	43 55
								56	A	Oklahoma St.	38 69	212	H	Northern Ariz.	71 57
												230	H	Prairie View	77 55
												241	H	Little Rock	66 40
												279	H	Nicholls St.	71 47
												310	A	McNeese	81 50
LAST 10 Division I															
54	A	Texas Southern	56 63	230	H	Prairie View	77 55								
212	H	Northern Ariz.	71 57	166	A	SMU	43 55								
310	A	McNeese	81 50	241	H	Little Rock	66 40								
56	A	Oklahoma St.	38 69	279	H	Nicholls St.	71 47								
13	H	Texas A&M	61 62												

Non-Div I Games:

Rice

Average RPI Win:	182	WON-LOST	WINNING	LAST 10	STRENGTH OF	OPP. STRENGTH	TEAM	ADJ.	CONF.	ADJ CONF.
Average RPI Loss:	65	RECORD	PCT. RANK	GAMES	SCHEDULE	OF SCHEDULE	RPI	RPI	RPI	RPI
DIV. I ONLY	6- 5	157	5-5	22	232	43	43	10	10	
DIV. I NON-CONF.	6- 5	158	5-5	21	235	44	44	10	10	
TOTALS	RPI 1-25	RPI 26-50	W-L RECORDS	RPI 51-100	RPI 101-150	RPI 150+				
6- 5	0- 0	0- 1	OVERALL	0- 3	3- 1	3- 0				
2- 1	0- 0	0- 0	HOME	0- 0	1- 1	1- 0				
4- 3	0- 0	0- 1	AWAY	0- 2	2- 0	2- 0				
0- 1	0- 0	0- 0	NEUTRAL	0- 1	0- 0	0- 0				
6- 5	0- 0	0- 1	NON-CONFERENCE	0- 3	3- 1	3- 0				
2- 1	0- 0	0- 0	HOME	0- 0	1- 1	1- 0				
4- 3	0- 0	0- 1	AWAY	0- 2	2- 0	2- 0				
0- 1	0- 0	0- 0	NEUTRAL	0- 1	0- 0	0- 0				
0- 0	0- 0	0- 0	CONFERENCE	0- 0	0- 0	0- 0				
0- 0	0- 0	0- 0	HOME	0- 0	0- 0	0- 0				
0- 0	0- 0	0- 0	AWAY	0- 0	0- 0	0- 0				
0- 0	0- 0	0- 0	NEUTRAL	0- 0	0- 0	0- 0				

RPI 1-25				RPI 26-50				Team's RPI: 43				RPI 51-100				RPI 101+			
RPI	S	Opponent	Score	RPI	S	Opponent	Score	RPI	S	Opponent	Score	RPI	S	Opponent	Score	RPI	S	Opponent	Score
				40	A	Charlotte	59 78					52	N	Bradley	57 61	110	H	Furman	69 70
												61	A	Old Dominion	51 73	125	A	UNC Greensboro	70 62
												62	A	Drexel	52 58	134	A	Coastal Caro.	79 67
																137	H	Fla. Atlantic	57 55
																179	H	William & Mary	76 73
																228	A	Georgetown	51 49
																290	A	UMES	64 52
LAST 10 Division I																			
				290	A	UMES	64 52					61	A	Old Dominion	51 73				
				52	N	Bradley	57 61					110	H	Furman	69 70				
				134	A	Coastal Caro.	79 67					137	H	Fla. Atlantic	57 55				
				62	A	Drexel	52 58					228	A	Georgetown	51 49				
				179	H	William & Mary	76 73					40	A	Charlotte	59 78				

Non-Div I Games:

Richmond

■ Loss,
 ■ Non-Conf,
 ■ S Site,
 ■ H Home
 ■ A Away
 N Neutral

Rider

Through Games Of Dec. 19, 2019

Average RPI Win:	229	WON-LOST	WINNING	LAST 10	STRENGTH OF	OPP. STRENGTH	TEAM	ADJ.	CONF.	ADJ CONF.
Average RPI Loss:	44	RECORD	PCT. RANK	GAMES	SCHEDULE	OF SCHEDULE	RPI	RPI	RPI	RPI
DIV. I ONLY	6- 2	64	6-2	277	56	107	107	21	21	
DIV. I NON-CONF.	6- 2	63	6-2	278	56	108	108	21	21	
TOTALS	RPI 1-25	RPI 26-50	W-L RECORDS	RPI 51-100	RPI 101-150	RPI 150+				
6- 2	0- 1	0- 0	OVERALL	0- 1	1- 0	5- 0				
3- 0	0- 0	0- 0	HOME	0- 0	1- 0	2- 0				
2- 1	0- 1	0- 0	AWAY	0- 0	0- 0	2- 0				
1- 1	0- 0	0- 0	NEUTRAL	0- 1	0- 0	1- 0				
6- 2	0- 1	0- 0	NON-CONFERENCE	0- 1	1- 0	5- 0				
3- 0	0- 0	0- 0	HOME	0- 0	1- 0	2- 0				
2- 1	0- 1	0- 0	AWAY	0- 0	0- 0	2- 0				
1- 1	0- 0	0- 0	NEUTRAL	0- 1	0- 0	1- 0				
0- 0	0- 0	0- 0	CONFERENCE	0- 0	0- 0	0- 0				
0- 0	0- 0	0- 0	HOME	0- 0	0- 0	0- 0				
0- 0	0- 0	0- 0	AWAY	0- 0	0- 0	0- 0				
0- 0	0- 0	0- 0	NEUTRAL	0- 0	0- 0	0- 0				

RPI 1-25				RPI 26-50				RPI 51-100				RPI 101+				Team's RPI: 107
RPI	S	Opponent	Score	RPI	S	Opponent	Score	RPI	S	Opponent	Score	RPI	S	Opponent	Score	
11	A	Princeton	47 80					77	N	North Florida	70 80	144	H	La Salle	70 43	
												205	H	Wagner	77 63	
												227	A	Penn St.	78 70	
												228	A	Georgetown	65 64	
												261	H	Xavier	64 57	
												311	N	Lipscomb	81 76	
LAST 10 Division I																
				144	H	La Salle	70 43					205	H	Wagner	77 63	
				77	N	North Florida	70 80					228	A	Georgetown	65 64	
				311	N	Lipscomb	81 76					11	A	Princeton	47 80	
				261	H	Xavier	64 57									
				227	A	Penn St.	78 70									

Non-Div I Games:

Rider

■ Loss,
 ■ Non-Conf,
 S Site,
 ■ Home
 ■ Away
 N Neutral

Robert Morris

Through Games Of Dec. 19, 2019

Average RPI Win:	192	WON-LOST	WINNING	LAST 10	STRENGTH OF	OPP. STRENGTH	TEAM	ADJ.	CONF.	ADJ CONF.
Average RPI Loss:	115	RECORD	PCT. RANK	GAMES	SCHEDULE	OF SCHEDULE	RPI	RPI	RPI	RPI
DIV. I ONLY	4- 5	190	4-5	101	158	150	150	29	29	
DIV. I NON-CONF.	4- 5	190	4-5	100	159	149	149	29	29	
TOTALS	RPI 1-25	RPI 26-50	W-L RECORDS	RPI 51-100	RPI 101-150	RPI 150+				
4- 5	0- 1	0- 0	OVERALL	0- 1	1- 1	3- 2				
2- 2	0- 0	0- 0	HOME	0- 0	0- 0	2- 2				
2- 3	0- 1	0- 0	AWAY	0- 1	1- 1	1- 0				
0- 0	0- 0	0- 0	NEUTRAL	0- 0	0- 0	0- 0				
4- 5	0- 1	0- 0	NON-CONFERENCE	0- 1	1- 1	3- 2				
2- 2	0- 0	0- 0	HOME	0- 0	0- 0	2- 2				
2- 3	0- 1	0- 0	AWAY	0- 1	1- 1	1- 0				
0- 0	0- 0	0- 0	NEUTRAL	0- 0	0- 0	0- 0				
0- 0	0- 0	0- 0	CONFERENCE	0- 0	0- 0	0- 0				
0- 0	0- 0	0- 0	HOME	0- 0	0- 0	0- 0				
0- 0	0- 0	0- 0	AWAY	0- 0	0- 0	0- 0				
0- 0	0- 0	0- 0	NEUTRAL	0- 0	0- 0	0- 0				

RPI 1-25				RPI 26-50				RPI 51-100				RPI 101+ Team's RPI: 150			
RPI	S	Opponent	Score	RPI	S	Opponent	Score	RPI	S	Opponent	Score	RPI	S	Opponent	Score
18	A	TCU	61 66					70	A	Kent St.	81 82	124	A	Rhode Island	59 71
												144	A	La Salle	71 68
												151	H	Youngstown St.	58 43
												161	H	Columbia	59 61
												202	H	Delaware	62 73
												213	A	Norfolk St.	69 62
												261	H	Xavier	71 57
LAST 10 Division I															
				70	A	Kent St.	81 82	213	A	Norfolk St.	69 62				
				161	H	Columbia	59 61	124	A	Rhode Island	59 71				
				151	H	Youngstown St.	58 43	202	H	Delaware	62 73				
				144	A	La Salle	71 68	261	H	Xavier	71 57				
				18	A	TCU	61 66								

Non-Div I Games: Pitt.-Johnstown 63 30

Robert Morris

■ Loss,
 ■ Non-Conf,
 ■ S Site,
 ■ H Home
 ■ A Away
 N Neutral

Average RPI Win:	188	WON-LOST	WINNING	LAST 10	STRENGTH OF	OPP. STRENGTH	TEAM	ADJ.	CONF.	ADJ CONF.
Average RPI Loss:	24	RECORD	PCT. RANK	GAMES	SCHEDULE	OF SCHEDULE	RPI	RPI	RPI	RPI
DIV. I ONLY	10- 1	14	9-1	206	59	35	35	2	2	
DIV. I NON-CONF.	10- 1	14	9-1	209	59	36	36	2	2	
TOTALS	RPI 1-25	RPI 26-50	W-L RECORDS	RPI 51-100	RPI 101-150	RPI 150+				
10- 1	1- 1	1- 0	OVERALL	1- 0	1- 0	6- 0				
7- 0	1- 0	0- 0	HOME	0- 0	1- 0	5- 0				
1- 1	0- 1	0- 0	AWAY	0- 0	0- 0	1- 0				
2- 0	0- 0	1- 0	NEUTRAL	1- 0	0- 0	0- 0				
10- 1	1- 1	1- 0	NON-CONFERENCE	1- 0	1- 0	6- 0				
7- 0	1- 0	0- 0	HOME	0- 0	1- 0	5- 0				
1- 1	0- 1	0- 0	AWAY	0- 0	0- 0	1- 0				
2- 0	0- 0	1- 0	NEUTRAL	1- 0	0- 0	0- 0				
0- 0	0- 0	0- 0	CONFERENCE	0- 0	0- 0	0- 0				
0- 0	0- 0	0- 0	HOME	0- 0	0- 0	0- 0				
0- 0	0- 0	0- 0	AWAY	0- 0	0- 0	0- 0				
0- 0	0- 0	0- 0	NEUTRAL	0- 0	0- 0	0- 0				

RPI 1-25				RPI 26-50				Team's RPI: 35				RPI 51-100				RPI 101+			
RPI	S	Opponent	Score	RPI	S	Opponent	Score	RPI	S	Opponent	Score	RPI	S	Opponent	Score	RPI	S	Opponent	Score
22	H	Virginia	73 63	31	N	Georgia Tech	46 43	88	N	Vanderbilt	62 56	129	H	Harvard	74 46				
24	A	LSU	58 64									225	H	Southern U.	78 58				
												237	A	South Alabama	77 56				
												244	H	Niagara	87 37				
												270	H	Towson	67 53				
												304	H	Marshall	66 41				
												327	H	Coppin St.	107 33				
LAST 10 Division I																			
				88	N	Vanderbilt	62 56	304	H	Marshall	66 41								
				24	A	LSU	58 64	225	H	Southern U.	78 58								
				129	H	Harvard	74 46	270	H	Towson	67 53								
				244	H	Niagara	87 37	22	H	Virginia	73 63								
				327	H	Coppin St.	107 33	31	N	Georgia Tech	46 43								

Non-Div I Games:

Rutgers

Average RPI Win:	282	WON-LOST	WINNING	LAST 10	STRENGTH OF	OPP. STRENGTH	TEAM	ADJ.	CONF.	ADJ CONF.
Average RPI Loss:	66	RECORD	PCT. RANK	GAMES	SCHEDULE	OF SCHEDULE	RPI	RPI	RPI	RPI
DIV. I ONLY	5- 2	72	5-2	284	203	152	152	26	26	
DIV. I NON-CONF.	4- 2	88	4-2	263	229	159	159	26	26	
TOTALS	RPI 1-25	RPI 26-50	W-L RECORDS	RPI 51-100	RPI 101-150	RPI 150+				
5- 2	0- 0	0- 1	OVERALL	0- 1	0- 0	5- 0				
1- 1	0- 0	0- 0	HOME	0- 1	0- 0	1- 0				
3- 1	0- 0	0- 1	AWAY	0- 0	0- 0	3- 0				
1- 0	0- 0	0- 0	NEUTRAL	0- 0	0- 0	1- 0				
4- 2	0- 0	0- 1	NON-CONFERENCE	0- 1	0- 0	4- 0				
1- 1	0- 0	0- 0	HOME	0- 1	0- 0	1- 0				
2- 1	0- 0	0- 1	AWAY	0- 0	0- 0	2- 0				
1- 0	0- 0	0- 0	NEUTRAL	0- 0	0- 0	1- 0				
1- 0	0- 0	0- 0	CONFERENCE	0- 0	0- 0	1- 0				
0- 0	0- 0	0- 0	HOME	0- 0	0- 0	0- 0				
1- 0	0- 0	0- 0	AWAY	0- 0	0- 0	1- 0				
0- 0	0- 0	0- 0	NEUTRAL	0- 0	0- 0	0- 0				

RPI	S	Opponent	Score	RPI	S	Opponent	Score	RPI	S	Opponent	Score	RPI	S	Opponent	Score	Team's RPI: 152
32	A	Oklahoma	62 75	100	H	UCF	57 63	209	A	Houston Baptist	59 42	265	A	Tulsa	67 63	
								294	N	UC Santa Barbara	67 56	319	H	Alcorn	67 62	
								324	A	Nevada	80 65					
LAST 10 Division I																
319	H	Alcorn	67 62	209	A	Houston Baptist	59 42									
265	A	Tulsa	67 63	324	A	Nevada	80 65									
				294	N	UC Santa Barbara	67 56									
				32	A	Oklahoma	62 75									
				100	H	UCF	57 63									

Non-Div I Games: LSU-Shreveport 75 32 Cent. Christian (KS104 46

SFA

Average RPI Win:	214	WON-LOST	WINNING	LAST 10	STRENGTH OF	OPP. STRENGTH	TEAM	ADJ.	CONF.	ADJ CONF.
Average RPI Loss:	71	RECORD	PCT. RANK	GAMES	SCHEDULE	OF SCHEDULE	RPI	RPI	RPI	RPI
DIV. I ONLY	5- 4	143	5-4	95	162	166	166	8	8	
DIV. I NON-CONF.	5- 4	143	5-4	94	163	164	164	8	8	
TOTALS	RPI 1-25	RPI 26-50	W-L RECORDS	RPI 51-100	RPI 101-150	RPI 150+				
5- 4	0- 1	0- 1	OVERALL	1- 1	0- 1	4- 0				
4- 3	0- 1	0- 0	HOME	1- 1	0- 1	3- 0				
0- 1	0- 0	0- 1	AWAY	0- 0	0- 0	0- 0				
1- 0	0- 0	0- 0	NEUTRAL	0- 0	0- 0	1- 0				
5- 4	0- 1	0- 1	NON-CONFERENCE	1- 1	0- 1	4- 0				
4- 3	0- 1	0- 0	HOME	1- 1	0- 1	3- 0				
0- 1	0- 0	0- 1	AWAY	0- 0	0- 0	0- 0				
1- 0	0- 0	0- 0	NEUTRAL	0- 0	0- 0	1- 0				
0- 0	0- 0	0- 0	CONFERENCE	0- 0	0- 0	0- 0				
0- 0	0- 0	0- 0	HOME	0- 0	0- 0	0- 0				
0- 0	0- 0	0- 0	AWAY	0- 0	0- 0	0- 0				
0- 0	0- 0	0- 0	NEUTRAL	0- 0	0- 0	0- 0				

RPI 1-25				RPI 26-50				RPI 51-100				RPI 101+ Team's RPI: 166			
RPI	S	Opponent	Score	RPI	S	Opponent	Score	RPI	S	Opponent	Score	RPI	S	Opponent	Score
18	H	TCU	56 57	34	A	Pacific	49 77	94	H	Wright St.	61 69	138	H	Northern Colo.	52 61
								95	H	North Dakota	66 51	207	H	UTEP	60 56
												220	H	Rice	55 43
												238	N	CSUN	68 58
												310	H	McNeese	81 60
LAST 10 Division I															
207	H	UTEP	60 56	18	H	TCU	56 57	138	H	Northern Colo.	52 61	220	H	Rice	55 43
95	H	North Dakota	66 51	34	A	Pacific	49 77	94	H	Wright St.	61 69	310	H	McNeese	81 60
94	H	Wright St.	61 69	238	N	CSUN	68 58								

Non-Div I Games:

SMU

■ Loss,
 ■ Non-Conf,
 ■ S Site,
 ■ H Home
 ■ A Away
 N Neutral

Sacramento St.

Through Games Of Dec. 19, 2019

Average RPI Win:	0	WON-LOST	WINNING	LAST 10	STRENGTH OF	OPP. STRENGTH	TEAM	ADJ.	CONF.	ADJ CONF.
Average RPI Loss:	228	RECORD	PCT. RANK	GAMES	SCHEDULE	OF SCHEDULE	RPI	RPI	RPI	RPI
DIV. I ONLY	0- 7	336	0-7	309	307	346	346	18	18	
DIV. I NON-CONF.	0- 7	336	0-7	310	305	346	346	18	18	
TOTALS	RPI 1-25	RPI 26-50	W-L RECORDS	RPI 51-100	RPI 101-150	RPI 150+				
0- 7	0- 1	0- 0	OVERALL	0- 0	0- 1	0- 5				
0- 1	0- 1	0- 0	HOME	0- 0	0- 0	0- 0				
0- 6	0- 0	0- 0	AWAY	0- 0	0- 1	0- 5				
0- 0	0- 0	0- 0	NEUTRAL	0- 0	0- 0	0- 0				
0- 7	0- 1	0- 0	NON-CONFERENCE	0- 0	0- 1	0- 5				
0- 1	0- 1	0- 0	HOME	0- 0	0- 0	0- 0				
0- 6	0- 0	0- 0	AWAY	0- 0	0- 1	0- 5				
0- 0	0- 0	0- 0	NEUTRAL	0- 0	0- 0	0- 0				
0- 0	0- 0	0- 0	CONFERENCE	0- 0	0- 0	0- 0				
0- 0	0- 0	0- 0	HOME	0- 0	0- 0	0- 0				
0- 0	0- 0	0- 0	AWAY	0- 0	0- 0	0- 0				
0- 0	0- 0	0- 0	NEUTRAL	0- 0	0- 0	0- 0				

RPI 1-25				RPI 26-50				RPI 51-100				RPI 101+ Team's RPI: 346			
RPI	S	Opponent	Score	RPI	S	Opponent	Score	RPI	S	Opponent	Score	RPI	S	Opponent	Score
21	H	Ohio St.	74 104									133	A	San Francisco	82 87
												221	A	San Jose St.	67 73
												262	A	UC Davis	75 77
												293	A	Cal Poly	43 62
												324	A	Nevada	72 83
												343	A	Seattle U	84 88
LAST 10 Division I															
133	A	San Francisco	82 87	21	H	Ohio St.	74 104								
343	A	Seattle U	84 88	324	A	Nevada	72 83								
262	A	UC Davis	75 77												
293	A	Cal Poly	43 62												
221	A	San Jose St.	67 73												

Non-Div I Games: Cal Maritime 86 55 Pacific Union 94 35

Sacramento St.

Loss, Non-Conf, S Site, H Home A Away N Neutral

Sacred Heart

Through Games Of Dec. 19, 2019

Average RPI Win:	326	WON-LOST	WINNING	LAST 10	STRENGTH OF	OPP. STRENGTH	TEAM	ADJ.	CONF.	ADJ CONF.
Average RPI Loss:	127	RECORD	PCT. RANK	GAMES	SCHEDULE	OF SCHEDULE	RPI	RPI	RPI	RPI
DIV. I ONLY	2- 7	285	2-7	205	206	283	283	29	29	
DIV. I NON-CONF.	2- 7	284	2-7	207	207	284	284	29	29	
TOTALS	RPI 1-25	RPI 26-50	W-L RECORDS	RPI 51-100	RPI 101-150	RPI 150+				
2- 7	0- 0	0- 0	OVERALL	0- 4	0- 1	2- 2				
1- 1	0- 0	0- 0	HOME	0- 1	0- 0	1- 0				
0- 5	0- 0	0- 0	AWAY	0- 2	0- 1	0- 2				
1- 1	0- 0	0- 0	NEUTRAL	0- 1	0- 0	1- 0				
2- 7	0- 0	0- 0	NON-CONFERENCE	0- 4	0- 1	2- 2				
1- 1	0- 0	0- 0	HOME	0- 1	0- 0	1- 0				
0- 5	0- 0	0- 0	AWAY	0- 2	0- 1	0- 2				
1- 1	0- 0	0- 0	NEUTRAL	0- 1	0- 0	1- 0				
0- 0	0- 0	0- 0	CONFERENCE	0- 0	0- 0	0- 0				
0- 0	0- 0	0- 0	HOME	0- 0	0- 0	0- 0				
0- 0	0- 0	0- 0	AWAY	0- 0	0- 0	0- 0				
0- 0	0- 0	0- 0	NEUTRAL	0- 0	0- 0	0- 0				

RPI 1-25			RPI 26-50			RPI 51-100			RPI 101+			Team's RPI: 283
RPI	S	Opponent	Score	RPI	S	Opponent	Score	RPI	S	Opponent	Score	
						68 A Seton Hall	69 95	111 A Stony Brook		50 54		
						72 A Yale	40 87	180 A Saint Joseph's		44 71		
						87 N Nebraska	49 72	276 A Siena		57 68		
						93 H Holy Cross	52 65	322 N Detroit Mercy		66 60		
								330 H Hofstra		71 44		
LAST 10 Division I												
322 N		Detroit Mercy	66 60	72 A		Yale	40 87					
111 A		Stony Brook	50 54	93 H		Holy Cross	52 65					
276 A		Siena	57 68	180 A		Saint Joseph's	44 71					
330 H		Hofstra	71 44	87 N		Nebraska	49 72					
68 A		Seton Hall	69 95									

Non-Div I Games: Bridgeport 77 63

Sacred Heart

Loss, Non-Conf, S Site, H Home A Away N Neutral

Saint Francis (PA)

Through Games Of Dec. 19, 2019

Average RPI Win:	235	WON-LOST	WINNING	LAST 10	STRENGTH OF	OPP. STRENGTH	TEAM	ADJ.	CONF.	ADJ CONF.
Average RPI Loss:	123	RECORD	PCT. RANK	GAMES	SCHEDULE	OF SCHEDULE	RPI	RPI	RPI	RPI
DIV. I ONLY	2- 8	301	2-8	62	202	201	201	29	29	
DIV. I NON-CONF.	2- 8	300	2-8	62	204	202	202	29	29	
TOTALS	RPI 1-25	RPI 26-50	W-L RECORDS	RPI 51-100	RPI 101-150	RPI 150+				
2- 8	0- 0	0- 2	OVERALL	0- 1	0- 2	2- 3				
0- 2	0- 0	0- 0	HOME	0- 0	0- 0	0- 2				
1- 5	0- 0	0- 1	AWAY	0- 1	0- 2	1- 1				
1- 1	0- 0	0- 1	NEUTRAL	0- 0	0- 0	1- 0				
2- 8	0- 0	0- 2	NON-CONFERENCE	0- 1	0- 2	2- 3				
0- 2	0- 0	0- 0	HOME	0- 0	0- 0	0- 2				
1- 5	0- 0	0- 1	AWAY	0- 1	0- 2	1- 1				
1- 1	0- 0	0- 1	NEUTRAL	0- 0	0- 0	1- 0				
0- 0	0- 0	0- 0	CONFERENCE	0- 0	0- 0	0- 0				
0- 0	0- 0	0- 0	HOME	0- 0	0- 0	0- 0				
0- 0	0- 0	0- 0	AWAY	0- 0	0- 0	0- 0				
0- 0	0- 0	0- 0	NEUTRAL	0- 0	0- 0	0- 0				

RPI	S	Opponent	Score	RPI	S	Opponent	Score	RPI	S	Opponent	Score	RPI	S	Opponent	Score	Team's RPI: 201
29	A	Virginia Tech	41 105	57	A	West Virginia	45 74	109	A	Duquesne	69 72	128	A	South Fla.	23 62	
46	N	FGCU	64 97					151	H	Youngstown St.	46 56	172	H	Liberty	52 71	
								214	N	Stetson	78 73	255	A	Vermont	73 69	
								295	A	Morehead St.	54 65					
LAST 10 Division I																
46	N	FGCU	64 97	172	H	Liberty	52 71									
295	A	Morehead St.	54 65	109	A	Duquesne	69 72									
214	N	Stetson	78 73	151	H	Youngstown St.	46 56									
57	A	West Virginia	45 74	255	A	Vermont	73 69									
29	A	Virginia Tech	41 105	128	A	South Fla.	23 62									

Non-Div I Games:

Saint Francis (PA)

 Loss,
 Non-Conf,
 S Site,
 H Home
 A Away
 N Neutral

Saint Joseph's

Through Games Of Dec. 19, 2019

Average RPI Win:	188	WON-LOST	WINNING	LAST 10	STRENGTH OF	OPP. STRENGTH	TEAM	ADJ.	CONF.	ADJ CONF.
Average RPI Loss:	94	RECORD	PCT. RANK	GAMES	SCHEDULE	OF SCHEDULE	RPI	RPI	RPI	RPI
DIV. I ONLY	4- 5	190	4-5	127	102	180	180	10	10	
DIV. I NON-CONF.	4- 5	190	4-5	124	104	181	181	10	10	
TOTALS	RPI 1-25	RPI 26-50	W-L RECORDS	RPI 51-100	RPI 101-150	RPI 150+				
4- 5	0- 0	0- 0	OVERALL	1- 3	0- 2	3- 0				
3- 2	0- 0	0- 0	HOME	1- 1	0- 1	2- 0				
1- 2	0- 0	0- 0	AWAY	0- 1	0- 1	1- 0				
0- 1	0- 0	0- 0	NEUTRAL	0- 1	0- 0	0- 0				
4- 5	0- 0	0- 0	NON-CONFERENCE	1- 3	0- 2	3- 0				
3- 2	0- 0	0- 0	HOME	1- 1	0- 1	2- 0				
1- 2	0- 0	0- 0	AWAY	0- 1	0- 1	1- 0				
0- 1	0- 0	0- 0	NEUTRAL	0- 1	0- 0	0- 0				
0- 0	0- 0	0- 0	CONFERENCE	0- 0	0- 0	0- 0				
0- 0	0- 0	0- 0	HOME	0- 0	0- 0	0- 0				
0- 0	0- 0	0- 0	AWAY	0- 0	0- 0	0- 0				
0- 0	0- 0	0- 0	NEUTRAL	0- 0	0- 0	0- 0				

RPI 1-25			RPI 26-50			RPI 51-100			RPI 101+			Team's RPI: 180
RPI	S	Opponent	Score	RPI	S	Opponent	Score	RPI	S	Opponent	Score	
						62 H Drexel	52 62	101 H Penn		45 55		
						64 H Temple	67 63	143 A Villanova		44 60		
						68 N Seton Hall	39 55	161 A Columbia		71 57		
						97 A Auburn	62 66	243 H American		72 51		
								283 H Sacred Heart		71 44		
LAST 10 Division I												
101 H Penn		45 55	143 A Villanova		44 60							
68 N Seton Hall		39 55	283 H Sacred Heart		71 44							
64 H Temple		67 63	62 H Drexel		52 62							
161 A Columbia		71 57	243 H American		72 51							
			97 A Auburn		62 66							

Non-Div I Games:

Saint Joseph's

■ Loss,
 ■ Non-Conf,
 ■ S Site,
 ■ H Home
 ■ A Away
 N Neutral

Saint Louis

Through Games Of Dec. 19, 2019

Average RPI Win:	143	WON-LOST	WINNING	LAST 10	STRENGTH OF	OPP. STRENGTH	TEAM	ADJ.	CONF.	ADJ CONF.
Average RPI Loss:	113	RECORD	PCT. RANK	GAMES	SCHEDULE	OF SCHEDULE	RPI	RPI	RPI	RPI
DIV. I ONLY	7- 3	75	7-3	53	108	27	27	10	10	
DIV. I NON-CONF.	7- 3	75	7-3	54	108	26	26	10	10	
TOTALS	RPI 1-25	RPI 26-50	W-L RECORDS	RPI 51-100	RPI 101-150	RPI 150+				
7- 3	0- 0	1- 0	OVERALL	1- 2	2- 0	3- 1				
4- 0	0- 0	1- 0	HOME	1- 0	1- 0	1- 0				
3- 3	0- 0	0- 0	AWAY	0- 2	1- 0	2- 1				
0- 0	0- 0	0- 0	NEUTRAL	0- 0	0- 0	0- 0				
7- 3	0- 0	1- 0	NON-CONFERENCE	1- 2	2- 0	3- 1				
4- 0	0- 0	1- 0	HOME	1- 0	1- 0	1- 0				
3- 3	0- 0	0- 0	AWAY	0- 2	1- 0	2- 1				
0- 0	0- 0	0- 0	NEUTRAL	0- 0	0- 0	0- 0				
0- 0	0- 0	0- 0	CONFERENCE	0- 0	0- 0	0- 0				
0- 0	0- 0	0- 0	HOME	0- 0	0- 0	0- 0				
0- 0	0- 0	0- 0	AWAY	0- 0	0- 0	0- 0				
0- 0	0- 0	0- 0	NEUTRAL	0- 0	0- 0	0- 0				

RPI 1-25			RPI 26-50			Team's RPI: 27			RPI 51-100			RPI 101+		
RPI	S	Opponent	Score	RPI	S	Opponent	Score		RPI	S	Opponent	Score		
				33	H	Illinois St.	61 56		67	H	Colgate	61 51		
									84	A	Southern Ill.	53 61		
									88	A	Vanderbilt	50 62		
												130	A	Cincinnati
												146	H	UT Martin
												154	H	Southeast Mo. St.
												167	A	Missouri
												232	A	Northern Ky.
												240	A	SIUE
LAST 10 Division I														
				33	H	Illinois St.	61 56		167	A	Missouri	58 83		
				88	A	Vanderbilt	50 62		154	H	Southeast Mo. St.	76 61		
				232	A	Northern Ky.	67 42		84	A	Southern Ill.	53 61		
				130	A	Cincinnati	60 50		67	H	Colgate	61 51		
				146	H	UT Martin	56 50		240	A	SIUE	68 35		

Non-Div I Games:

Saint Louis

■ Loss,
 ■ Non-Conf,
 ■ S Site,
 ■ H Home
 ■ A Away
 N Neutral

Saint Mary's (CA)

Through Games Of Dec. 19, 2019

Average RPI Win:	222	WON-LOST	WINNING	LAST 10	STRENGTH OF	OPP. STRENGTH	TEAM	ADJ.	CONF.	ADJ CONF.
Average RPI Loss:	123	RECORD	PCT. RANK	GAMES	SCHEDULE	OF SCHEDULE	RPI	RPI	RPI	RPI
DIV. I ONLY	4- 5	190	4-5	32	282	164	164	12	12	
DIV. I NON-CONF.	4- 5	190	4-5	33	283	161	161	12	12	
TOTALS	RPI 1-25	RPI 26-50	W-L RECORDS	RPI 51-100	RPI 101-150	RPI 150+				
4- 5	0- 0	1- 3	OVERALL	0- 0	0- 0	3- 2				
4- 2	0- 0	1- 2	HOME	0- 0	0- 0	3- 0				
0- 3	0- 0	0- 1	AWAY	0- 0	0- 0	0- 2				
0- 0	0- 0	0- 0	NEUTRAL	0- 0	0- 0	0- 0				
4- 5	0- 0	1- 3	NON-CONFERENCE	0- 0	0- 0	3- 2				
4- 2	0- 0	1- 2	HOME	0- 0	0- 0	3- 0				
0- 3	0- 0	0- 1	AWAY	0- 0	0- 0	0- 2				
0- 0	0- 0	0- 0	NEUTRAL	0- 0	0- 0	0- 0				
0- 0	0- 0	0- 0	CONFERENCE	0- 0	0- 0	0- 0				
0- 0	0- 0	0- 0	HOME	0- 0	0- 0	0- 0				
0- 0	0- 0	0- 0	AWAY	0- 0	0- 0	0- 0				
0- 0	0- 0	0- 0	NEUTRAL	0- 0	0- 0	0- 0				

RPI 1-25				RPI 26-50				RPI 51-100				RPI 101+ Team's RPI: 164			
RPI	S	Opponent	Score	RPI	S	Opponent	Score	RPI	S	Opponent	Score	RPI	S	Opponent	Score
				28	H	NC State	70 87					183	A	Wyoming	67 69
				36	A	Kansas	81 86					262	H	UC Davis	83 74
				38	H	Western Ky.	80 73					293	H	Cal Poly	84 67
				42	H	Marquette	63 77					294	H	UC Santa Barbara	64 43
												324	A	Nevada	72 78
LAST 10 Division I															
				36	A	Kansas	81 86	293	H	Cal Poly	84 67				
				183	A	Wyoming	67 69	38	H	Western Ky.	80 73				
				294	H	UC Santa Barbara	64 43	42	H	Marquette	63 77				
				324	A	Nevada	72 78	28	H	NC State	70 87				
								262	H	UC Davis	83 74				

Non-Div I Games:

Saint Mary's (CA)

■ Loss,
 ■ Non-Conf,
 ■ S Site,
 ■ H Home
 ■ A Away
 N Neutral

Saint Peter's

Through Games Of Dec. 19, 2019

Average RPI Win:	311	WON-LOST	WINNING	LAST 10	STRENGTH OF	OPP. STRENGTH	TEAM	ADJ.	CONF.	ADJ CONF.
Average RPI Loss:	238	RECORD	PCT. RANK	GAMES	SCHEDULE	OF SCHEDULE	RPI	RPI	RPI	RPI
DIV. I ONLY	3- 4	204	3-4	351	173	317	317	21	21	
DIV. I NON-CONF.	3- 4	205	3-4	351	174	317	317	21	21	
TOTALS	RPI 1-25	RPI 26-50	W-L RECORDS	RPI 51-100	RPI 101-150	RPI 150+				
3- 4	0- 0	0- 0	OVERALL	0- 0	0- 0	3- 4				
1- 0	0- 0	0- 0	HOME	0- 0	0- 0	1- 0				
2- 4	0- 0	0- 0	AWAY	0- 0	0- 0	2- 4				
0- 0	0- 0	0- 0	NEUTRAL	0- 0	0- 0	0- 0				
3- 4	0- 0	0- 0	NON-CONFERENCE	0- 0	0- 0	3- 4				
1- 0	0- 0	0- 0	HOME	0- 0	0- 0	1- 0				
2- 4	0- 0	0- 0	AWAY	0- 0	0- 0	2- 4				
0- 0	0- 0	0- 0	NEUTRAL	0- 0	0- 0	0- 0				
0- 0	0- 0	0- 0	CONFERENCE	0- 0	0- 0	0- 0				
0- 0	0- 0	0- 0	HOME	0- 0	0- 0	0- 0				
0- 0	0- 0	0- 0	AWAY	0- 0	0- 0	0- 0				
0- 0	0- 0	0- 0	NEUTRAL	0- 0	0- 0	0- 0				

RPI 1-25				RPI 26-50				RPI 51-100				RPI 101+ Team's RPI: 317			
RPI	S	Opponent	Score	RPI	S	Opponent	Score	RPI	S	Opponent	Score	RPI	S	Opponent	Score
												204	A	Howard	80 92
												205	A	Wagner	89 90
												233	A	Delaware St.	66 89
												271	H	Morgan St.	78 77
												309	A	NJIT	73 76
												327	A	Coppin St.	82 57
												336	A	LIU Brooklyn	89 74
LAST 10 Division I															
				233	A	Delaware St.	66 89			271	H	Morgan St.	78 77		
				309	A	NJIT	73 76			204	A	Howard	80 92		
										327	A	Coppin St.	82 57		
										205	A	Wagner	89 90		
										336	A	LIU Brooklyn	89 74		

Non-Div I Games:

Saint Peter's

■ Loss,
 ■ Non-Conf,
 ■ S Site,
 ■ Home
 ■ A Away
 N Neutral

Average RPI Win:	300	WON-LOST	WINNING	LAST 10	STRENGTH OF	OPP. STRENGTH	TEAM	ADJ.	CONF.	ADJ CONF.
Average RPI Loss:	175	RECORD	PCT. RANK	GAMES	SCHEDULE	OF SCHEDULE	RPI	RPI	RPI	RPI
DIV. I ONLY	3- 4	204	3-4	208	333	182	182	26	26	
DIV. I NON-CONF.	2- 4	232	2-4	130	332	188	188	26	26	
TOTALS	RPI 1-25	RPI 26-50	W-L RECORDS	RPI 51-100	RPI 101-150	RPI 150+				
3- 4	0- 0	0- 1	OVERALL	0- 0	0- 0	3- 3				
1- 0	0- 0	0- 0	HOME	0- 0	0- 0	1- 0				
2- 4	0- 0	0- 1	AWAY	0- 0	0- 0	2- 3				
0- 0	0- 0	0- 0	NEUTRAL	0- 0	0- 0	0- 0				
2- 4	0- 0	0- 1	NON-CONFERENCE	0- 0	0- 0	2- 3				
1- 0	0- 0	0- 0	HOME	0- 0	0- 0	1- 0				
1- 4	0- 0	0- 1	AWAY	0- 0	0- 0	1- 3				
0- 0	0- 0	0- 0	NEUTRAL	0- 0	0- 0	0- 0				
1- 0	0- 0	0- 0	CONFERENCE	0- 0	0- 0	1- 0				
0- 0	0- 0	0- 0	HOME	0- 0	0- 0	0- 0				
1- 0	0- 0	0- 0	AWAY	0- 0	0- 0	1- 0				
0- 0	0- 0	0- 0	NEUTRAL	0- 0	0- 0	0- 0				

RPI 1-25			RPI 26-50			RPI 51-100			RPI 101+			Team's RPI: 182
RPI	S	Opponent	Score	RPI	S	Opponent	Score	RPI	S	Opponent	Score	
				32	A	Oklahoma	71 95					
								158	A	Texas Tech	57 99	
								211	H	Louisiana	77 73	
								222	A	Oral Roberts	41 64	
								288	A	Ole Miss	69 75	
								344	A	Northwestern St.	79 69	
								345	A	UTSA	81 77	
LAST 10 Division I												
				344	A	Northwestern St.	79 69	158	A	Texas Tech	57 99	
				32	A	Oklahoma	71 95	211	H	Louisiana	77 73	
				345	A	UTSA	81 77					
				222	A	Oral Roberts	41 64					
				288	A	Ole Miss	69 75					

Non-Div I Games: Jarvis Christian 114 46 Howard Payne 91 49

Sam Houston St.

Average RPI Win:	260	WON-LOST	WINNING	LAST 10	STRENGTH OF	OPP. STRENGTH	TEAM	ADJ.	CONF.	ADJ CONF.
Average RPI Loss:	126	RECORD	PCT. RANK	GAMES	SCHEDULE	OF SCHEDULE	RPI	RPI	RPI	RPI
DIV. I ONLY	2- 9	307	2-8	31	314	188	188	24	24	
DIV. I NON-CONF.	2- 9	307	2-8	32	312	186	186	24	24	
TOTALS	RPI 1-25	RPI 26-50	W-L RECORDS	RPI 51-100	RPI 101-150	RPI 150+				
2- 9	0- 1	0- 2	OVERALL	0- 1	0- 1	2- 4				
0- 3	0- 0	0- 1	HOME	0- 1	0- 0	0- 1				
2- 6	0- 1	0- 1	AWAY	0- 0	0- 1	2- 3				
0- 0	0- 0	0- 0	NEUTRAL	0- 0	0- 0	0- 0				
2- 9	0- 1	0- 2	NON-CONFERENCE	0- 1	0- 1	2- 4				
0- 3	0- 0	0- 1	HOME	0- 1	0- 0	0- 1				
2- 6	0- 1	0- 1	AWAY	0- 0	0- 1	2- 3				
0- 0	0- 0	0- 0	NEUTRAL	0- 0	0- 0	0- 0				
0- 0	0- 0	0- 0	CONFERENCE	0- 0	0- 0	0- 0				
0- 0	0- 0	0- 0	HOME	0- 0	0- 0	0- 0				
0- 0	0- 0	0- 0	AWAY	0- 0	0- 0	0- 0				
0- 0	0- 0	0- 0	NEUTRAL	0- 0	0- 0	0- 0				

RPI 1-25				RPI 26-50				RPI 51-100				RPI 101+ Team's RPI: 188			
RPI	S	Opponent	Score	RPI	S	Opponent	Score	RPI	S	Opponent	Score	RPI	S	Opponent	Score
14	A	Florida St.	59 88	38	H	Western Ky.	84 88	86	H	Troy	65 74	146	A	UT Martin	75 80
				47	A	Kentucky	49 79					175	A	UAB	69 76
												177	A	Florida	48 84
												210	A	Kennesaw St.	55 60
												239	A	North Ala.	79 63
												242	H	Tennessee Tech	57 72
												281	A	Alabama St.	83 48
LAST 10 Division I															
281	A	Alabama St.	83 48	38	H	Western Ky.	84 88	47	A	Kentucky	49 79	175	A	UAB	69 76
239	A	North Ala.	79 63	47	A	Kentucky	49 79	177	A	Florida	48 84	146	A	UT Martin	75 80
242	H	Tennessee Tech	57 72	175	A	UAB	69 76	86	H	Troy	65 74	14	A	Florida St.	59 88
146	A	UT Martin	75 80	86	H	Troy	65 74								
14	A	Florida St.	59 88												

Non-Div I Games: Montevallo 81 60

Samford

Average RPI Win: 261		WON-LOST	WINNING	LAST 10	STRENGTH OF	OPP. STRENGTH	TEAM	ADJ.	CONF.	ADJ CONF.
Average RPI Loss: 160		RECORD	PCT. RANK	GAMES	SCHEDULE	OF SCHEDULE	RPI	RPI	RPI	RPI
DIV. I ONLY		4- 5	190	4-5	149	310	217	217	12	12
DIV. I NON-CONF.		4- 5	190	4-5	152	308	217	217	12	12
TOTALS		RPI 1-25	RPI 26-50	W-L RECORDS	RPI 51-100	RPI 101-150	RPI 150+			
4- 5	0- 0		0- 0	OVERALL	0- 0	0- 2	4- 3			
2- 4	0- 0		0- 0	HOME	0- 0	0- 2	2- 2			
2- 1	0- 0		0- 0	AWAY	0- 0	0- 0	2- 1			
0- 0	0- 0		0- 0	NEUTRAL	0- 0	0- 0	0- 0			
4- 5	0- 0		0- 0	NON-CONFERENCE	0- 0	0- 2	4- 3			
2- 4	0- 0		0- 0	HOME	0- 0	0- 2	2- 2			
2- 1	0- 0		0- 0	AWAY	0- 0	0- 0	2- 1			
0- 0	0- 0		0- 0	NEUTRAL	0- 0	0- 0	0- 0			
0- 0	0- 0		0- 0	CONFERENCE	0- 0	0- 0	0- 0			
0- 0	0- 0		0- 0	HOME	0- 0	0- 0	0- 0			
0- 0	0- 0		0- 0	AWAY	0- 0	0- 0	0- 0			
0- 0	0- 0		0- 0	NEUTRAL	0- 0	0- 0	0- 0			

RPI 1-25				RPI 26-50				RPI 51-100				RPI 101+				Team's RPI: 217	
RPI	S	Opponent	Score	RPI	S	Opponent	Score	RPI	S	Opponent	Score	RPI	S	Opponent	Score		
												108	H	Washington	47	65	
												116	H	Idaho	32	65	
												158	H	Texas Tech	60	64	
												163	H	Monmouth	57	49	
												199	H	Cal St. Fullerton	67	72	
												221	A	San Jose St.	82	88	
												270	H	Towson	81	67	
												297	A	San Diego St.	70	47	
												314	A	Air Force	70	59	
LAST 10 Division I																	
				116	H	Idaho	32	65	108	H	Washington	47	65				
				158	H	Texas Tech	60	64	297	A	San Diego St.	70	47				
				163	H	Monmouth	57	49	199	H	Cal St. Fullerton	67	72				
				221	A	San Jose St.	82	88	270	H	Towson	81	67				
				314	A	Air Force	70	59									

Non-Div I Games:	Biola	81	28
------------------	-------	----	----

San Diego

■ Loss, ■ Non-Conf, S Site, H Home A Away N Neutral

Average RPI Win: 249		WON-LOST	WINNING	LAST 10	STRENGTH OF	OPP. STRENGTH	TEAM	ADJ.	CONF.	ADJ CONF.
Average RPI Loss: 199		RECORD	PCT. RANK	GAMES	SCHEDULE	OF SCHEDULE	RPI	RPI	RPI	RPI
DIV. I ONLY		4- 7	229	4-6	265	265	297	297	22	22
DIV. I NON-CONF.		3- 6	232	3-5	282	222	305	305	22	22
TOTALS	RPI 1-25		RPI 26-50		W-L RECORDS		RPI 51-100		RPI 101-150	RPI 150+
4- 7	0- 0		0- 1		OVERALL		0- 0		0- 0	4- 6
3- 4	0- 0		0- 1		HOME		0- 0		0- 0	3- 3
1- 3	0- 0		0- 0		AWAY		0- 0		0- 0	1- 3
0- 0	0- 0		0- 0		NEUTRAL		0- 0		0- 0	0- 0
3- 6	0- 0		0- 1		NON-CONFERENCE		0- 0		0- 0	3- 5
2- 4	0- 0		0- 1		HOME		0- 0		0- 0	2- 3
1- 2	0- 0		0- 0		AWAY		0- 0		0- 0	1- 2
0- 0	0- 0		0- 0		NEUTRAL		0- 0		0- 0	0- 0
1- 1	0- 0		0- 0		CONFERENCE		0- 0		0- 0	1- 1
1- 0	0- 0		0- 0		HOME		0- 0		0- 0	1- 0
0- 1	0- 0		0- 0		AWAY		0- 0		0- 0	0- 1
0- 0	0- 0		0- 0		NEUTRAL		0- 0		0- 0	0- 0

RPI 1-25				RPI 26-50				RPI 51-100				RPI 101+				Team's RPI: 297	
RPI	S	Opponent	Score	RPI	S	Opponent	Score	RPI	S	Opponent	Score	RPI	S	Opponent	Score		
				50	H	California	48 74					156	A	Hawaii	58 61		
												195	H	Alabama A&M	53 61		
												199	H	Cal St. Fullerton	55 45		
												217	H	San Diego	47 70		
												221	A	San Jose St.	67 84		
												245	A	California Baptist	80 68		
												259	H	Arkansas St.	62 71		
												270	H	Towson	80 72		
												280	H	Colorado St.	59 49		
												294	A	UC Santa Barbara	52 64		
LAST 10 Division I																	
				259	H	Arkansas St.	62 71	245	A	California Baptist	80 68						
				294	A	UC Santa Barbara	52 64	217	H	San Diego	47 70						
				50	H	California	48 74	221	A	San Jose St.	67 84						
				199	H	Cal St. Fullerton	55 45	280	H	Colorado St.	59 49						
				195	H	Alabama A&M	53 61	270	H	Towson	80 72						

Non-Div I Games:	Westcliff	77	56
------------------	-----------	----	----

San Diego St.

Loss, Non-Conf, S Site, H Home A Away N Neutral

San Francisco

Through Games Of Dec. 19, 2019

Average RPI Win:	186	WON-LOST	WINNING	LAST 10	STRENGTH OF	OPP. STRENGTH	TEAM	ADJ.	CONF.	ADJ CONF.
Average RPI Loss:	98	RECORD	PCT. RANK	GAMES	SCHEDULE	OF SCHEDULE	RPI	RPI	RPI	RPI
DIV. I ONLY	6- 4	120	6-4	155	78	133	133	12	12	
DIV. I NON-CONF.	6- 4	118	6-4	158	77	134	134	12	12	
TOTALS	RPI 1-25	RPI 26-50	W-L RECORDS	RPI 51-100	RPI 101-150	RPI 150+				
6- 4	0- 2	0- 0	OVERALL	2- 0	1- 1	3- 1				
3- 2	0- 1	0- 0	HOME	0- 0	0- 1	3- 0				
1- 1	0- 0	0- 0	AWAY	0- 0	1- 0	0- 1				
2- 1	0- 1	0- 0	NEUTRAL	2- 0	0- 0	0- 0				
6- 4	0- 2	0- 0	NON-CONFERENCE	2- 0	1- 1	3- 1				
3- 2	0- 1	0- 0	HOME	0- 0	0- 1	3- 0				
1- 1	0- 0	0- 0	AWAY	0- 0	1- 0	0- 1				
2- 1	0- 1	0- 0	NEUTRAL	2- 0	0- 0	0- 0				
0- 0	0- 0	0- 0	CONFERENCE	0- 0	0- 0	0- 0				
0- 0	0- 0	0- 0	HOME	0- 0	0- 0	0- 0				
0- 0	0- 0	0- 0	AWAY	0- 0	0- 0	0- 0				
0- 0	0- 0	0- 0	NEUTRAL	0- 0	0- 0	0- 0				

RPI 1-25				RPI 26-50				RPI 51-100				RPI 101+ Team's RPI: 133			
RPI	S	Opponent	Score	RPI	S	Opponent	Score	RPI	S	Opponent	Score	RPI	S	Opponent	Score
2	H	Stanford	71 97					96	N	Bowling Green	64 56	116	H	Idaho	60 66
10	N	Mississippi St.	38 73					99	N	Houston	80 57	138	A	Northern Colo.	90 83
												199	H	Cal St. Fullerton	71 63
												238	H	CSUN	79 61
												262	A	UC Davis	67 79
												346	H	Sacramento St.	87 82
LAST 10 Division I															
				10	N	Mississippi St.	38 73	346	H	Sacramento St.	87 82				
				262	A	UC Davis	67 79	199	H	Cal St. Fullerton	71 63				
				116	H	Idaho	60 66	99	N	Houston	80 57				
				238	H	CSUN	79 61	96	N	Bowling Green	64 56				
				2	H	Stanford	71 97	138	A	Northern Colo.	90 83				

Non-Div I Games:

San Francisco

■ Loss,
 ■ Non-Conf,
 ■ S Site,
 ■ H Home
 ■ A Away
 N Neutral

Average RPI Win: 236		WON-LOST	WINNING	LAST 10	STRENGTH OF	OPP. STRENGTH	TEAM	ADJ.	CONF.	ADJ CONF.
Average RPI Loss: 146		RECORD	PCT. RANK	GAMES	SCHEDULE	OF SCHEDULE	RPI	RPI	RPI	RPI
DIV. I ONLY		7- 5	135	6-4	322	111	221	221	22	22
DIV. I NON-CONF.		5- 5	163	4-4	324	92	269	269	22	22
TOTALS		RPI 1-25	RPI 26-50	W-L RECORDS	RPI 51-100	RPI 101-150	RPI 150+			
7- 5	0- 0		0- 0	OVERALL	1- 1	0- 2	6- 2			
5- 0	0- 0		0- 0	HOME	1- 0	0- 0	4- 0			
2- 3	0- 0		0- 0	AWAY	0- 1	0- 1	2- 1			
0- 2	0- 0		0- 0	NEUTRAL	0- 0	0- 1	0- 1			
5- 5	0- 0		0- 0	NON-CONFERENCE	1- 1	0- 2	4- 2			
4- 0	0- 0		0- 0	HOME	1- 0	0- 0	3- 0			
1- 3	0- 0		0- 0	AWAY	0- 1	0- 1	1- 1			
0- 2	0- 0		0- 0	NEUTRAL	0- 0	0- 1	0- 1			
2- 0	0- 0		0- 0	CONFERENCE	0- 0	0- 0	2- 0			
1- 0	0- 0		0- 0	HOME	0- 0	0- 0	1- 0			
1- 0	0- 0		0- 0	AWAY	0- 0	0- 0	1- 0			
0- 0	0- 0		0- 0	NEUTRAL	0- 0	0- 0	0- 0			

RPI 1-25				RPI 26-50				RPI 51-100				RPI 101+				Team's RPI: 221	
RPI	S	Opponent	Score	RPI	S	Opponent	Score	RPI	S	Opponent	Score	RPI	S	Opponent	Score		
								75	H	Buffalo	95 88	119	N	BYU	56	75	
								83	A	CSU Bakersfield	71 75	131	A	Santa Clara	81	89	
												187	A	UC Irvine	77	79	
												203	A	Utah St.	76	61	
												212	N	Northern Ariz.	64	67	
												217	H	San Diego	88	82	
												223	H	Eastern Wash.	84	66	
												294	A	UC Santa Barbara	73	70	
												297	H	San Diego St.	84	67	
												346	H	Sacramento St.	73	67	
LAST 10 Division I																	
				83	A	CSU Bakersfield	71 75	212	N	Northern Ariz.	64 67						
				217	H	San Diego	88 82	119	N	BYU	56 75						
				75	H	Buffalo	95 88	297	H	San Diego St.	84 67						
				346	H	Sacramento St.	73 67	203	A	Utah St.	76 61						
				294	A	UC Santa Barbara	73 70	131	A	Santa Clara	81 89						

Non-Div I Games:	La Verne	128	62
------------------	----------	-----	----

San Jose St.

■ Loss, ■ Non-Conf, S Site, H Home A Away N Neutral

Santa Clara

Through Games Of Dec. 19, 2019

Average RPI Win:	222	WON-LOST	WINNING	LAST 10	STRENGTH OF	OPP. STRENGTH	TEAM	ADJ.	CONF.	ADJ CONF.
Average RPI Loss:	113	RECORD	PCT. RANK	GAMES	SCHEDULE	OF SCHEDULE	RPI	RPI	RPI	RPI
DIV. I ONLY	4- 5	190	4-5	100	170	131	131	12	12	
DIV. I NON-CONF.	4- 5	190	4-5	99	171	132	132	12	12	
TOTALS	RPI 1-25	RPI 26-50	W-L RECORDS	RPI 51-100	RPI 101-150	RPI 150+				
4- 5	0- 1	0- 1	OVERALL	0- 1	0- 0	4- 2				
1- 1	0- 0	0- 0	HOME	0- 0	0- 0	1- 1				
2- 3	0- 1	0- 1	AWAY	0- 1	0- 0	2- 0				
1- 1	0- 0	0- 0	NEUTRAL	0- 0	0- 0	1- 1				
4- 5	0- 1	0- 1	NON-CONFERENCE	0- 1	0- 0	4- 2				
1- 1	0- 0	0- 0	HOME	0- 0	0- 0	1- 1				
2- 3	0- 1	0- 1	AWAY	0- 1	0- 0	2- 0				
1- 1	0- 0	0- 0	NEUTRAL	0- 0	0- 0	1- 1				
0- 0	0- 0	0- 0	CONFERENCE	0- 0	0- 0	0- 0				
0- 0	0- 0	0- 0	HOME	0- 0	0- 0	0- 0				
0- 0	0- 0	0- 0	AWAY	0- 0	0- 0	0- 0				
0- 0	0- 0	0- 0	NEUTRAL	0- 0	0- 0	0- 0				

RPI 1-25				RPI 26-50				RPI 51-100				RPI 101+ Team's RPI: 131			
RPI	S	Opponent	Score	RPI	S	Opponent	Score	RPI	S	Opponent	Score	RPI	S	Opponent	Score
3	A	Missouri St.	64 71	50	A	California	65 69	58	A	Arizona	52 65	168	N	Montana	68 58
												202	N	Delaware	80 81
												221	H	San Jose St.	89 81
												238	A	CSUN	76 55
												250	H	Long Beach St.	46 54
												262	A	UC Davis	62 61
LAST 10 Division I															
168	N	Montana	68 58	238	A	CSUN	76 55								
3	A	Missouri St.	64 71	50	A	California	65 69								
262	A	UC Davis	62 61	250	H	Long Beach St.	46 54								
221	H	San Jose St.	89 81	202	N	Delaware	80 81								
58	A	Arizona	52 65												

Non-Div I Games: UC Santa Cruz 109 51

Santa Clara

Loss, Non-Conf, S Site, H Home A Away N Neutral

Average RPI Win:	298	WON-LOST	WINNING	LAST 10	STRENGTH OF	OPP. STRENGTH	TEAM	ADJ.	CONF.	ADJ CONF.
Average RPI Loss:	176	RECORD	PCT. RANK	GAMES	SCHEDULE	OF SCHEDULE	RPI	RPI	RPI	RPI
DIV. I ONLY	2- 6	271	2-6	341	180	343	343	32	32	
DIV. I NON-CONF.	2- 6	272	2-6	342	182	344	344	32	32	
TOTALS	RPI 1-25	RPI 26-50	W-L RECORDS	RPI 51-100	RPI 101-150	RPI 150+				
2- 6	0- 0	0- 0	OVERALL	0- 0	0- 3	2- 3				
2- 2	0- 0	0- 0	HOME	0- 0	0- 2	2- 0				
0- 4	0- 0	0- 0	AWAY	0- 0	0- 1	0- 3				
0- 0	0- 0	0- 0	NEUTRAL	0- 0	0- 0	0- 0				
2- 6	0- 0	0- 0	NON-CONFERENCE	0- 0	0- 3	2- 3				
2- 2	0- 0	0- 0	HOME	0- 0	0- 2	2- 0				
0- 4	0- 0	0- 0	AWAY	0- 0	0- 1	0- 3				
0- 0	0- 0	0- 0	NEUTRAL	0- 0	0- 0	0- 0				
0- 0	0- 0	0- 0	CONFERENCE	0- 0	0- 0	0- 0				
0- 0	0- 0	0- 0	HOME	0- 0	0- 0	0- 0				
0- 0	0- 0	0- 0	AWAY	0- 0	0- 0	0- 0				
0- 0	0- 0	0- 0	NEUTRAL	0- 0	0- 0	0- 0				

RPI 1-25			RPI 26-50			RPI 51-100			RPI 101+			Team's RPI: 343
RPI	S	Opponent	Score	RPI	S	Opponent	Score	RPI	S	Opponent	Score	
								108	A	Washington	46	78
								116	H	Idaho	84	90
								140	H	Montana St.	65	73
								203	A	Utah St.	63	70
								212	A	Northern Ariz.	80	88
								250	H	Long Beach St.	66	54
								277	A	Idaho St.	48	73
								346	H	Sacramento St.	88	84
LAST 10 Division I												
212	A	Northern Ariz.	80	88	250	H	Long Beach St.	66	54			
277	A	Idaho St.	48	73	346	H	Sacramento St.	88	84			
203	A	Utah St.	63	70	140	H	Montana St.	65	73			
					108	A	Washington	46	78			
					116	H	Idaho	84	90			

Non-Div I Games: Warner Pacific 89 47 Saint Martin's 91 81 Central Wash. 75 65

Seattle U

Average RPI Win:	198	WON-LOST	WINNING	LAST 10	STRENGTH OF	OPP. STRENGTH	TEAM	ADJ.	CONF.	ADJ CONF.
Average RPI Loss:	37	RECORD	PCT. RANK	GAMES	SCHEDULE	OF SCHEDULE	RPI	RPI	RPI	RPI
DIV. I ONLY	6- 4	120	6-4	38	64	68	68	6	6	
DIV. I NON-CONF.	6- 4	118	6-4	40	63	66	66	6	6	
TOTALS	RPI 1-25	RPI 26-50	W-L RECORDS	RPI 51-100	RPI 101-150	RPI 150+				
6- 4	0- 2	0- 1	OVERALL	1- 0	0- 1	5- 0				
3- 2	0- 2	0- 0	HOME	0- 0	0- 0	3- 0				
1- 1	0- 0	0- 0	AWAY	0- 0	0- 1	1- 0				
2- 1	0- 0	0- 1	NEUTRAL	1- 0	0- 0	1- 0				
6- 4	0- 2	0- 1	NON-CONFERENCE	1- 0	0- 1	5- 0				
3- 2	0- 2	0- 0	HOME	0- 0	0- 0	3- 0				
1- 1	0- 0	0- 0	AWAY	0- 0	0- 1	1- 0				
2- 1	0- 0	0- 1	NEUTRAL	1- 0	0- 0	1- 0				
0- 0	0- 0	0- 0	CONFERENCE	0- 0	0- 0	0- 0				
0- 0	0- 0	0- 0	HOME	0- 0	0- 0	0- 0				
0- 0	0- 0	0- 0	AWAY	0- 0	0- 0	0- 0				
0- 0	0- 0	0- 0	NEUTRAL	0- 0	0- 0	0- 0				

RPI 1-25				RPI 26-50				RPI 51-100				RPI 101+			
RPI	S	Opponent	Score	RPI	S	Opponent	Score	RPI	S	Opponent	Score	RPI	S	Opponent	Score
1	H	UConn	78 92	31	N	Georgia Tech	54 79	88	N	Vanderbilt	69 65	106	A	Lehigh	68 75
11	H	Princeton	76 78									180	N	Saint Joseph's	55 39
												200	H	VCU	53 33
												215	A	Iona	89 37
												219	H	Fairfield	74 44
												283	H	Sacred Heart	95 69
LAST 10 Division I															
215	A	Iona	89 37	88	N	Vanderbilt	69 65	31	N	Georgia Tech	54 79	106	A	Lehigh	68 75
1	H	UConn	78 92	180	N	Saint Joseph's	55 39	11	H	Princeton	76 78				
200	H	VCU	53 33												
219	H	Fairfield	74 44												
283	H	Sacred Heart	95 69												

Non-Div I Games:

Seton Hall

Average RPI Win:	298	WON-LOST	WINNING	LAST 10	STRENGTH OF	OPP. STRENGTH	TEAM	ADJ.	CONF.	ADJ CONF.
Average RPI Loss:	152	RECORD	PCT. RANK	GAMES	SCHEDULE	OF SCHEDULE	RPI	RPI	RPI	RPI
DIV. I ONLY	2- 7	285	2-7	90	344	276	276	21	21	
DIV. I NON-CONF.	2- 7	284	2-7	90	344	279	279	21	21	
TOTALS	RPI 1-25	RPI 26-50	W-L RECORDS	RPI 51-100	RPI 101-150	RPI 150+				
2- 7	0- 0	0- 0	OVERALL	0- 1	0- 4	2- 2				
2- 1	0- 0	0- 0	HOME	0- 0	0- 1	2- 0				
0- 6	0- 0	0- 0	AWAY	0- 1	0- 3	0- 2				
0- 0	0- 0	0- 0	NEUTRAL	0- 0	0- 0	0- 0				
2- 7	0- 0	0- 0	NON-CONFERENCE	0- 1	0- 4	2- 2				
2- 1	0- 0	0- 0	HOME	0- 0	0- 1	2- 0				
0- 6	0- 0	0- 0	AWAY	0- 1	0- 3	0- 2				
0- 0	0- 0	0- 0	NEUTRAL	0- 0	0- 0	0- 0				
0- 0	0- 0	0- 0	CONFERENCE	0- 0	0- 0	0- 0				
0- 0	0- 0	0- 0	HOME	0- 0	0- 0	0- 0				
0- 0	0- 0	0- 0	AWAY	0- 0	0- 0	0- 0				
0- 0	0- 0	0- 0	NEUTRAL	0- 0	0- 0	0- 0				

RPI 1-25			RPI 26-50			RPI 51-100			RPI 101+			Team's RPI: 276
RPI	S	Opponent	Score	RPI	S	Opponent	Score	RPI	S	Opponent	Score	
						67 A Colgate	51 88	101 A Penn		44 92		
								105 H Binghamton		62 89		
								129 A Harvard		51 68		
								137 A Fla. Atlantic		39 83		
								181 A Massachusetts		55 61		
								283 H Sacred Heart		68 57		
								313 H Albany (NY)		52 46		
								341 A Fairleigh Dickinson		58 67		
LAST 10 Division I												
341 A Fairleigh Dickinson		58 67	313 H Albany (NY)		52 46							
181 A Massachusetts		55 61	67 A Colgate		51 88							
101 A Penn		44 92	137 A Fla. Atlantic		39 83							
105 H Binghamton		62 89	283 H Sacred Heart		68 57							
			129 A Harvard		51 68							

Non-Div I Games:

Siena

■ Loss,
 ■ Non-Conf,
 ■ S Site,
 ■ Home
 ■ Away
 N Neutral

South Alabama

Through Games Of Dec. 19, 2019

Average RPI Win:	243	WON-LOST	WINNING	LAST 10	STRENGTH OF	OPP. STRENGTH	TEAM	ADJ.	CONF.	ADJ CONF.
Average RPI Loss:	116	RECORD	PCT. RANK	GAMES	SCHEDULE	OF SCHEDULE	RPI	RPI	RPI	RPI

DIV. I ONLY	3- 6	235	3-6	121	216	237	237	25	25
DIV. I NON-CONF.	3- 6	232	3-6	119	216	236	236	25	25
TOTALS	RPI 1-25	RPI 26-50	W-L RECORDS	RPI 51-100	RPI 101-150	RPI 150+			
3- 6	0- 0	0- 1	OVERALL	0- 2	0- 1	3- 2			
2- 4	0- 0	0- 1	HOME	0- 2	0- 1	2- 0			
1- 2	0- 0	0- 0	AWAY	0- 0	0- 0	1- 2			
0- 0	0- 0	0- 0	NEUTRAL	0- 0	0- 0	0- 0			
3- 6	0- 0	0- 1	NON-CONFERENCE	0- 2	0- 1	3- 2			
2- 4	0- 0	0- 1	HOME	0- 2	0- 1	2- 0			
1- 2	0- 0	0- 0	AWAY	0- 0	0- 0	1- 2			
0- 0	0- 0	0- 0	NEUTRAL	0- 0	0- 0	0- 0			
0- 0	0- 0	0- 0	CONFERENCE	0- 0	0- 0	0- 0			
0- 0	0- 0	0- 0	HOME	0- 0	0- 0	0- 0			
0- 0	0- 0	0- 0	AWAY	0- 0	0- 0	0- 0			
0- 0	0- 0	0- 0	NEUTRAL	0- 0	0- 0	0- 0			

RPI S	Opponent	Score	RPI S	Opponent	Score	RPI S	Opponent	Score	RPI S	Opponent	Score	Team's RPI: 237
35	H Rutgers	56 77	60	H Alabama	62 74	132	H Miami (OH)	73 76	173	A Tulane	62 53	
			97	H Auburn	62 82	175	A UAB	61 77	198	A Southern Miss.	55 62	
						224	H A&M-Corpus Christi	83 82	331	H Tennessee St.	70 48	
LAST 10 Division I												
198	A Southern Miss.	55 62	331	H Tennessee St.	70 48							
173	A Tulane	62 53	60	H Alabama	62 74							
97	H Auburn	62 82	132	H Miami (OH)	73 76							
35	H Rutgers	56 77	224	H A&M-Corpus Christi	83 82							
			175	A UAB	61 77							

Non-Div I Games: William Carey 68 52 Mobile 103 59

South Alabama

Loss, Non-Conf, S Site, H Home A Away N Neutral

South Carolina

Through Games Of Dec. 19, 2019

Average RPI Win:	131	WON-LOST	WINNING	LAST 10	STRENGTH OF	OPP. STRENGTH	TEAM	ADJ.	CONF.	ADJ CONF.
Average RPI Loss:	12	RECORD	PCT. RANK	GAMES	SCHEDULE	OF SCHEDULE	RPI	RPI	RPI	RPI
DIV. I ONLY	11- 1	12	9-1	34	24	6	6	4	4	
DIV. I NON-CONF.	11- 1	12	9-1	35	24	6	6	4	4	
TOTALS	RPI 1-25	RPI 26-50	W-L RECORDS	RPI 51-100	RPI 101-150	RPI 150+				
11- 1	1- 1	2- 0	OVERALL	3- 0	1- 0	4- 0				
5- 0	1- 0	1- 0	HOME	0- 0	0- 0	3- 0				
4- 0	0- 0	0- 0	AWAY	2- 0	1- 0	1- 0				
2- 1	0- 1	1- 0	NEUTRAL	1- 0	0- 0	0- 0				
11- 1	1- 1	2- 0	NON-CONFERENCE	3- 0	1- 0	4- 0				
5- 0	1- 0	1- 0	HOME	0- 0	0- 0	3- 0				
4- 0	0- 0	0- 0	AWAY	2- 0	1- 0	1- 0				
2- 1	0- 1	1- 0	NEUTRAL	1- 0	0- 0	0- 0				
0- 0	0- 0	0- 0	CONFERENCE	0- 0	0- 0	0- 0				
0- 0	0- 0	0- 0	HOME	0- 0	0- 0	0- 0				
0- 0	0- 0	0- 0	AWAY	0- 0	0- 0	0- 0				
0- 0	0- 0	0- 0	NEUTRAL	0- 0	0- 0	0- 0				

RPI	S	Opponent	Score	RPI	S	Opponent	Score	RPI	S	Opponent	Score	RPI	S	Opponent	Score
12	N	Indiana	57 71	26	H	Duke	89 46	51	A	Maryland	63 54	126	A	Dayton	75 49
15	H	Purdue	85 49	30	N	Baylor	74 59	64	A	Temple	78 71	184	A	Clemson	84 48
								74	N	Washington St.	68 53	278	H	Appalachian St.	92 50
												281	H	Alabama St.	103 43
												308	H	USC Upstate	112 32
LAST 10 Division I															
26	H	Duke	89 46	74	N	Washington St.	68 53	12	N	Indiana	57 71	184	A	Clemson	84 48
15	H	Purdue	85 49					308	H	USC Upstate	112 32	278	H	Appalachian St.	92 50
64	A	Temple	78 71												
30	N	Baylor	74 59												
126	A	Dayton	75 49												

Non-Div I Games:

South Carolina

Loss, Non-Conf, S Site, H Home A Away N Neutral

Average RPI Win:	329	WON-LOST	WINNING	LAST 10	STRENGTH OF	OPP. STRENGTH	TEAM	ADJ.	CONF.	ADJ CONF.
Average RPI Loss:	272	RECORD	PCT. RANK	GAMES	SCHEDULE	OF SCHEDULE	RPI	RPI	RPI	RPI
DIV. I ONLY	1- 9	330	1-9	348	336	349	349	31	31	
DIV. I NON-CONF.	1- 9	330	1-9	348	337	350	350	31	31	
TOTALS	RPI 1-25	RPI 26-50	W-L RECORDS	RPI 51-100	RPI 101-150	RPI 150+				
1- 9	0- 0	0- 0	OVERALL	0- 1	0- 0	1- 8				
0- 5	0- 0	0- 0	HOME	0- 1	0- 0	0- 4				
1- 4	0- 0	0- 0	AWAY	0- 0	0- 0	1- 4				
0- 0	0- 0	0- 0	NEUTRAL	0- 0	0- 0	0- 0				
1- 9	0- 0	0- 0	NON-CONFERENCE	0- 1	0- 0	1- 8				
0- 5	0- 0	0- 0	HOME	0- 1	0- 0	0- 4				
1- 4	0- 0	0- 0	AWAY	0- 0	0- 0	1- 4				
0- 0	0- 0	0- 0	NEUTRAL	0- 0	0- 0	0- 0				
0- 0	0- 0	0- 0	CONFERENCE	0- 0	0- 0	0- 0				
0- 0	0- 0	0- 0	HOME	0- 0	0- 0	0- 0				
0- 0	0- 0	0- 0	AWAY	0- 0	0- 0	0- 0				
0- 0	0- 0	0- 0	NEUTRAL	0- 0	0- 0	0- 0				

RPI S	Opponent	Score	RPI S	Opponent	Score	RPI S	Opponent	Score	RPI S	Opponent	Score	Team's RPI: 349
						95	H North Dakota	53 95	269	H Presbyterian	49 70	
									273	A UNLV	57 66	
									298	A UNC Asheville	51 82	
									299	H Radford	45 60	
									300	A UNCW	46 84	
									301	H Col. of Charleston	55 76	
									307	H Mercer	55 66	
									308	A USC Upstate	47 58	
									329	A Charleston So.	81 75	
LAST 10 Division I												
308	A USC Upstate	47 58	273	A UNLV	57 66							
298	A UNC Asheville	51 82	301	H Col. of Charleston	55 76							
307	H Mercer	55 66	300	A UNCW	46 84							
95	H North Dakota	53 95	299	H Radford	45 60							
269	H Presbyterian	49 70	329	A Charleston So.	81 75							

Non-Div I Games:

South Dakota

Through Games Of Dec. 19, 2019

Average RPI Win:	133	WON-LOST	WINNING	LAST 10	STRENGTH OF	OPP. STRENGTH	TEAM	ADJ.	CONF.	ADJ CONF.
Average RPI Loss:	3	RECORD	PCT. RANK	GAMES	SCHEDULE	OF SCHEDULE	RPI	RPI	RPI	RPI
DIV. I ONLY	10- 1	14	9-1	98	6	19	19	15	15	
DIV. I NON-CONF.	10- 1	14	9-1	97	6	19	19	15	15	
TOTALS	RPI 1-25	RPI 26-50	W-L RECORDS	RPI 51-100	RPI 101-150	RPI 150+				
10- 1	3- 1	0- 0	OVERALL	1- 0	1- 0	5- 0				
5- 1	2- 1	0- 0	HOME	0- 0	0- 0	3- 0				
3- 0	0- 0	0- 0	AWAY	1- 0	0- 0	2- 0				
2- 0	1- 0	0- 0	NEUTRAL	0- 0	1- 0	0- 0				
10- 1	3- 1	0- 0	NON-CONFERENCE	1- 0	1- 0	5- 0				
5- 1	2- 1	0- 0	HOME	0- 0	0- 0	3- 0				
3- 0	0- 0	0- 0	AWAY	1- 0	0- 0	2- 0				
2- 0	1- 0	0- 0	NEUTRAL	0- 0	1- 0	0- 0				
0- 0	0- 0	0- 0	CONFERENCE	0- 0	0- 0	0- 0				
0- 0	0- 0	0- 0	HOME	0- 0	0- 0	0- 0				
0- 0	0- 0	0- 0	AWAY	0- 0	0- 0	0- 0				
0- 0	0- 0	0- 0	NEUTRAL	0- 0	0- 0	0- 0				

RPI 1-25				Team's RPI: 19	RPI 26-50				RPI 51-100				RPI 101+					
RPI	S	Opponent	Score		RPI	S	Opponent	Score		RPI	S	Opponent	Score		RPI	S	Opponent	Score
3	H	Missouri St.	66 74							91	A	Green Bay	66 60		141	N	Northern Ill.	91 48
7	H	Creighton	72 65												167	H	Missouri	72 56
21	N	Ohio St.	68 53												168	H	Montana	96 64
23	H	Drake	102 94												191	A	Utah	84 81
															197	A	Northeastern	80 76
															327	H	Coppin St.	82 44
LAST 10 Division I																		
168	H	Montana	96 64		21	N	Ohio St.	68 53										
327	H	Coppin St.	82 44		3	H	Missouri St.	66 74										
7	H	Creighton	72 65		167	H	Missouri	72 56										
141	N	Northern Ill.	91 48		191	A	Utah	84 81										
91	A	Green Bay	66 60		23	H	Drake	102 94										

Non-Div I Games: Mt. Marty 110 39

South Dakota

Loss, Non-Conf, S Site, H Home A Away N Neutral

Average RPI Win:	184	WON-LOST	WINNING	LAST 10	STRENGTH OF	OPP. STRENGTH	TEAM	ADJ.	CONF.	ADJ CONF.
Average RPI Loss:	35	RECORD	PCT. RANK	GAMES	SCHEDULE	OF SCHEDULE	RPI	RPI	RPI	RPI
DIV. I ONLY	6- 6	164	6-4	88	18	121	121	15	15	
DIV. I NON-CONF.	6- 6	163	6-4	87	18	122	122	15	15	
<hr/>										
TOTALS	RPI 1-25	RPI 26-50	W-L RECORDS	RPI 51-100	RPI 101-150	RPI 150+				
6- 6	0- 3	0- 2	OVERALL	1- 1	2- 0	3- 0				
4- 2	0- 0	0- 1	HOME	0- 1	1- 0	3- 0				
0- 3	0- 3	0- 0	AWAY	0- 0	0- 0	0- 0				
2- 1	0- 0	0- 1	NEUTRAL	1- 0	1- 0	0- 0				
6- 6	0- 3	0- 2	NON-CONFERENCE	1- 1	2- 0	3- 0				
4- 2	0- 0	0- 1	HOME	0- 1	1- 0	3- 0				
0- 3	0- 3	0- 0	AWAY	0- 0	0- 0	0- 0				
2- 1	0- 0	0- 1	NEUTRAL	1- 0	1- 0	0- 0				
0- 0	0- 0	0- 0	CONFERENCE	0- 0	0- 0	0- 0				
0- 0	0- 0	0- 0	HOME	0- 0	0- 0	0- 0				
0- 0	0- 0	0- 0	AWAY	0- 0	0- 0	0- 0				
0- 0	0- 0	0- 0	NEUTRAL	0- 0	0- 0	0- 0				

RPI 1-25				RPI 26-50				RPI 51-100				RPI 101+ Team's RPI: 121			
RPI	S	Opponent	Score	RPI	S	Opponent	Score	RPI	S	Opponent	Score	RPI	S	Opponent	Score
7	A	Creighton	48 61	42	H	Marquette	58 65	69	H	Central Mich.	74 79	128	N	South Fla.	61 50
23	A	Drake	67 74	46	N	FGCU	70 71	79	N	Notre Dame	65 59	140	H	Montana St.	60 50
25	A	Oregon	56 95									183	H	Wyoming	67 40
												246	H	Chattanooga	71 56
												327	H	Coppin St.	94 41
<hr/>															
LAST 10 Division I															
42	H	Marquette	58 65	327	H	Coppin St.	94 41								
69	H	Central Mich.	74 79	46	N	FGCU	70 71								
246	H	Chattanooga	71 56	79	N	Notre Dame	65 59								
25	A	Oregon	56 95	128	N	South Fla.	61 50								
140	H	Montana St.	60 50	183	H	Wyoming	67 40								

Non-Div I Games: Dakota Wesleyan 77 46

South Dakota St.

Average RPI Win:	192	WON-LOST	WINNING	LAST 10	STRENGTH OF	OPP. STRENGTH	TEAM	ADJ.	CONF.	ADJ CONF.
Average RPI Loss:	57	RECORD	PCT. RANK	GAMES	SCHEDULE	OF SCHEDULE	RPI	RPI	RPI	RPI
DIV. I ONLY	7- 5	135	5-5	105	42	128	128	8	8	
DIV. I NON-CONF.	7- 5	136	5-5	105	43	129	129	8	8	
TOTALS	RPI 1-25	RPI 26-50	W-L RECORDS	RPI 51-100	RPI 101-150	RPI 150+				
7- 5	0- 1	0- 2	OVERALL	0- 1	2- 1	5- 0				
7- 0	0- 0	0- 0	HOME	0- 0	2- 0	5- 0				
0- 1	0- 0	0- 1	AWAY	0- 0	0- 0	0- 0				
0- 4	0- 1	0- 1	NEUTRAL	0- 1	0- 1	0- 0				
7- 5	0- 1	0- 2	NON-CONFERENCE	0- 1	2- 1	5- 0				
7- 0	0- 0	0- 0	HOME	0- 0	2- 0	5- 0				
0- 1	0- 0	0- 1	AWAY	0- 0	0- 0	0- 0				
0- 4	0- 1	0- 1	NEUTRAL	0- 1	0- 1	0- 0				
0- 0	0- 0	0- 0	CONFERENCE	0- 0	0- 0	0- 0				
0- 0	0- 0	0- 0	HOME	0- 0	0- 0	0- 0				
0- 0	0- 0	0- 0	AWAY	0- 0	0- 0	0- 0				
0- 0	0- 0	0- 0	NEUTRAL	0- 0	0- 0	0- 0				

RPI S	Opponent	Score	RPI S	Opponent	Score	RPI S	Opponent	Score	RPI S	Opponent	Score	Team's RPI: 128
10 N	Mississippi St.	61 86	30 A	Baylor	46 58	79 N	Notre Dame	51 67	116 H	Idaho	67 64	
			46 N	FGCU	77 81				121 N	South Dakota St.	50 61	
									123 H	Texas	64 57	
									200 H	VCU	77 55	
									201 H	Saint Francis (PA)	62 23	
									204 H	Howard	82 53	
									216 H	Jacksonville	70 39	
									281 H	Alabama St.	80 29	
LAST 10 Division I												
10 N	Mississippi St.	61 86	46 N	FGCU	77 81							
116 H	Idaho	67 64	121 N	South Dakota St.	50 61							
281 H	Alabama St.	80 29	201 H	Saint Francis (PA)	62 23							
79 N	Notre Dame	51 67	30 A	Baylor	46 58							
204 H	Howard	82 53	200 H	VCU	77 55							

Non-Div I Games:

South Fla.

Average RPI Win:	257	WON-LOST	WINNING	LAST 10	STRENGTH OF	OPP. STRENGTH	TEAM	ADJ.	CONF.	ADJ CONF.
Average RPI Loss:	136	RECORD	PCT. RANK	GAMES	SCHEDULE	OF SCHEDULE	RPI	RPI	RPI	RPI
DIV. I ONLY	5- 3	111	5-3	290	195	154	154	19	19	
DIV. I NON-CONF.	5- 3	109	5-3	292	198	153	153	19	19	
TOTALS	RPI 1-25	RPI 26-50	W-L RECORDS	RPI 51-100	RPI 101-150	RPI 150+				
5- 3	0- 0	0- 1	OVERALL	1- 0	0- 0	4- 2				
2- 0	0- 0	0- 0	HOME	1- 0	0- 0	1- 0				
3- 3	0- 0	0- 1	AWAY	0- 0	0- 0	3- 2				
0- 0	0- 0	0- 0	NEUTRAL	0- 0	0- 0	0- 0				
5- 3	0- 0	0- 1	NON-CONFERENCE	1- 0	0- 0	4- 2				
2- 0	0- 0	0- 0	HOME	1- 0	0- 0	1- 0				
3- 3	0- 0	0- 1	AWAY	0- 0	0- 0	3- 2				
0- 0	0- 0	0- 0	NEUTRAL	0- 0	0- 0	0- 0				
0- 0	0- 0	0- 0	CONFERENCE	0- 0	0- 0	0- 0				
0- 0	0- 0	0- 0	HOME	0- 0	0- 0	0- 0				
0- 0	0- 0	0- 0	AWAY	0- 0	0- 0	0- 0				
0- 0	0- 0	0- 0	NEUTRAL	0- 0	0- 0	0- 0				

RPI 1-25			RPI 26-50			RPI 51-100			RPI 101+			Team's RPI: 154
RPI	S	Opponent	Score	RPI	S	Opponent	Score	RPI	S	Opponent	Score	
				27	A	Saint Louis	61 76	84	H	Southern Ill.	79 65	
								190	A	Eastern Mich.	64 69	
								192	A	Western Ill.	91 97	
								259	A	Arkansas St.	79 67	
								288	A	Ole Miss	70 53	
								323	A	Purdue Fort Wayne	58 48	
								333	H	Evansville	83 60	
LAST 10 Division I												
192	A	Western Ill.	91 97	323	A	Purdue Fort Wayne	58 48					
288	A	Ole Miss	70 53	190	A	Eastern Mich.	64 69					
84	H	Southern Ill.	79 65	259	A	Arkansas St.	79 67					
27	A	Saint Louis	61 76	333	H	Evansville	83 60					

Non-Div I Games: Mo.-St. Louis 70 56

Southeast Mo. St.

■ Loss,
 ■ Non-Conf, S Site,
 ■ Home
 ■ Away
 N Neutral

Average RPI Win:	301	WON-LOST	WINNING	LAST 10	STRENGTH OF	OPP. STRENGTH	TEAM	ADJ.	CONF.	ADJ CONF.
Average RPI Loss:	152	RECORD	PCT. RANK	GAMES	SCHEDULE	OF SCHEDULE	RPI	RPI	RPI	RPI
DIV. I ONLY	2- 6	271	2-6	260	281	292	292	26	26	
DIV. I NON-CONF.	2- 5	258	2-5	234	321	259	259	26	26	
TOTALS	RPI 1-25	RPI 26-50	W-L RECORDS	RPI 51-100	RPI 101-150	RPI 150+				
2- 6	0- 1	0- 0	OVERALL	0- 1	0- 1	2- 3				
1- 1	0- 0	0- 0	HOME	0- 0	0- 1	1- 0				
1- 5	0- 1	0- 0	AWAY	0- 1	0- 0	1- 3				
0- 0	0- 0	0- 0	NEUTRAL	0- 0	0- 0	0- 0				
2- 5	0- 1	0- 0	NON-CONFERENCE	0- 1	0- 0	2- 3				
1- 0	0- 0	0- 0	HOME	0- 0	0- 0	1- 0				
1- 5	0- 1	0- 0	AWAY	0- 1	0- 0	1- 3				
0- 0	0- 0	0- 0	NEUTRAL	0- 0	0- 0	0- 0				
0- 1	0- 0	0- 0	CONFERENCE	0- 0	0- 1	0- 0				
0- 1	0- 0	0- 0	HOME	0- 0	0- 1	0- 0				
0- 0	0- 0	0- 0	AWAY	0- 0	0- 0	0- 0				
0- 0	0- 0	0- 0	NEUTRAL	0- 0	0- 0	0- 0				

RPI 1-25				RPI 26-50				RPI 51-100				RPI 101+ Team's RPI: 292			
RPI	S	Opponent	Score	RPI	S	Opponent	Score	RPI	S	Opponent	Score	RPI	S	Opponent	Score
24	A	LSU	52 62					99	A	Houston	65 78	149	H	Lamar University	57 65
												198	A	Southern Miss.	54 62
												211	A	Louisiana	50 60
												231	A	Louisiana Tech	78 92
												251	H	Jackson St.	63 59
												351	A	La.-Monroe	65 52
LAST 10 Division I															
231	A	Louisiana Tech	78 92	149	H	Lamar University	57 65								
251	H	Jackson St.	63 59	198	A	Southern Miss.	54 62								
351	A	La.-Monroe	65 52	99	A	Houston	65 78								
24	A	LSU	52 62												
211	A	Louisiana	50 60												

Non-Div I Games: LSU-Alexandria 89 67

Southeastern La.

Average RPI Win:	198	WON-LOST	WINNING	LAST 10	STRENGTH OF	OPP. STRENGTH	TEAM	ADJ.	CONF.	ADJ CONF.
Average RPI Loss:	131	RECORD	PCT. RANK	GAMES	SCHEDULE	OF SCHEDULE	RPI	RPI	RPI	RPI
DIV. I ONLY	6- 3	89	6-3	184	94	102	102	1	1	
DIV. I NON-CONF.	6- 3	88	6-3	185	94	102	102	1	1	
TOTALS	RPI 1-25	RPI 26-50	W-L RECORDS	RPI 51-100	RPI 101-150	RPI 150+				
6- 3	1- 1	0- 0	OVERALL	1- 1	0- 0	4- 1				
3- 1	1- 1	0- 0	HOME	0- 0	0- 0	2- 0				
2- 1	0- 0	0- 0	AWAY	0- 0	0- 0	2- 1				
1- 1	0- 0	0- 0	NEUTRAL	1- 1	0- 0	0- 0				
6- 3	1- 1	0- 0	NON-CONFERENCE	1- 1	0- 0	4- 1				
3- 1	1- 1	0- 0	HOME	0- 0	0- 0	2- 0				
2- 1	0- 0	0- 0	AWAY	0- 0	0- 0	2- 1				
1- 1	0- 0	0- 0	NEUTRAL	1- 1	0- 0	0- 0				
0- 0	0- 0	0- 0	CONFERENCE	0- 0	0- 0	0- 0				
0- 0	0- 0	0- 0	HOME	0- 0	0- 0	0- 0				
0- 0	0- 0	0- 0	AWAY	0- 0	0- 0	0- 0				
0- 0	0- 0	0- 0	NEUTRAL	0- 0	0- 0	0- 0				

RPI 1-25				RPI 26-50				RPI 51-100				RPI 101+ Team's RPI: 102			
RPI	S	Opponent	Score	RPI	S	Opponent	Score	RPI	S	Opponent	Score	RPI	S	Opponent	Score
13	H	Texas A&M	64 74					60	N	Alabama	60 57	238	A	CSUN	69 53
22	H	Virginia	59 49					87	N	Nebraska	54 67	254	A	UC Riverside	76 59
												273	H	UNLV	75 54
												294	A	UC Santa Barbara	46 57
												339	H	UTRGV	80 43
LAST 10 Division I															
				87	N	Nebraska	54 67	339	H	UTRGV	80 43				
				13	H	Texas A&M	64 74	273	H	UNLV	75 54				
				294	A	UC Santa Barbara	46 57	60	N	Alabama	60 57				
				254	A	UC Riverside	76 59	238	A	CSUN	69 53				
				22	H	Virginia	59 49								

Non-Div I Games:

Southern California

■ Loss,
 ■ Non-Conf,
 ■ S Site,
 ■ H Home
 ■ A Away
 N Neutral

Average RPI Win:	165	WON-LOST	WINNING	LAST 10	STRENGTH OF	OPP. STRENGTH	TEAM	ADJ.	CONF.	ADJ CONF.
Average RPI Loss:	119	RECORD	PCT. RANK	GAMES	SCHEDULE	OF SCHEDULE	RPI	RPI	RPI	RPI
DIV. I ONLY	7- 3	75	7-3	159	133	84	84	7	7	
DIV. I NON-CONF.	7- 3	75	7-3	162	133	84	84	7	7	
TOTALS	RPI 1-25	RPI 26-50	W-L RECORDS	RPI 51-100	RPI 101-150	RPI 150+				
7- 3	0- 0	1- 0	OVERALL	0- 1	2- 1	4- 1				
4- 1	0- 0	1- 0	HOME	0- 0	2- 1	1- 0				
2- 2	0- 0	0- 0	AWAY	0- 1	0- 0	2- 1				
1- 0	0- 0	0- 0	NEUTRAL	0- 0	0- 0	1- 0				
7- 3	0- 0	1- 0	NON-CONFERENCE	0- 1	2- 1	4- 1				
4- 1	0- 0	1- 0	HOME	0- 0	2- 1	1- 0				
2- 2	0- 0	0- 0	AWAY	0- 1	0- 0	2- 1				
1- 0	0- 0	0- 0	NEUTRAL	0- 0	0- 0	1- 0				
0- 0	0- 0	0- 0	CONFERENCE	0- 0	0- 0	0- 0				
0- 0	0- 0	0- 0	HOME	0- 0	0- 0	0- 0				
0- 0	0- 0	0- 0	AWAY	0- 0	0- 0	0- 0				
0- 0	0- 0	0- 0	NEUTRAL	0- 0	0- 0	0- 0				

RPI 1-25				RPI 26-50				RPI 51-100				Team's RPI: 84	RPI 101+			
RPI	S	Opponent	Score	RPI	S	Opponent	Score	RPI	S	Opponent	Score		RPI	S	Opponent	Score
				27	H	Saint Louis	61 53									
								81	A	IUPUI	78 81		117	H	Murray St.	76 66
													122	H	Memphis	66 70
													146	H	UT Martin	70 59
													154	A	Southeast Mo. St.	65 79
													190	A	Eastern Mich.	85 54
													192	N	Western Ill.	79 65
													240	A	SIUE	103 67
													242	H	Tennessee Tech	76 65
LAST 10 Division I																
				27	H	Saint Louis	61 53						192	N	Western Ill.	79 65
				190	A	Eastern Mich.	85 54						117	H	Murray St.	76 66
				122	H	Memphis	66 70						154	A	Southeast Mo. St.	65 79
				242	H	Tennessee Tech	76 65						146	H	UT Martin	70 59
				81	A	IUPUI	78 81						240	A	SIUE	103 67

Non-Div I Games:

Southern Ill.

Average RPI Win:	284	WON-LOST	WINNING	LAST 10	STRENGTH OF	OPP. STRENGTH	TEAM	ADJ.	CONF.	ADJ CONF.
Average RPI Loss:	94	RECORD	PCT. RANK	GAMES	SCHEDULE	OF SCHEDULE	RPI	RPI	RPI	RPI
DIV. I ONLY	6- 3	89	6-3	305	176	198	198	14	14	
DIV. I NON-CONF.	6- 3	88	6-3	306	177	199	199	14	14	
TOTALS	RPI 1-25	RPI 26-50	W-L RECORDS	RPI 51-100	RPI 101-150	RPI 150+				
6- 3	0- 1	0- 0	OVERALL	0- 1	0- 0	6- 1				
5- 1	0- 0	0- 0	HOME	0- 0	0- 0	5- 1				
1- 2	0- 1	0- 0	AWAY	0- 1	0- 0	1- 0				
0- 0	0- 0	0- 0	NEUTRAL	0- 0	0- 0	0- 0				
6- 3	0- 1	0- 0	NON-CONFERENCE	0- 1	0- 0	6- 1				
5- 1	0- 0	0- 0	HOME	0- 0	0- 0	5- 1				
1- 2	0- 1	0- 0	AWAY	0- 1	0- 0	1- 0				
0- 0	0- 0	0- 0	NEUTRAL	0- 0	0- 0	0- 0				
0- 0	0- 0	0- 0	CONFERENCE	0- 0	0- 0	0- 0				
0- 0	0- 0	0- 0	HOME	0- 0	0- 0	0- 0				
0- 0	0- 0	0- 0	AWAY	0- 0	0- 0	0- 0				
0- 0	0- 0	0- 0	NEUTRAL	0- 0	0- 0	0- 0				

RPI	S	Opponent	Score	RPI	S	Opponent	Score	RPI	S	Opponent	Score	RPI	S	Opponent	Score	Team's RPI: 198
10	A	Mississippi St.	58 91					99	A	Houston	60 75	173	H	Tulane	58 62	
												200	H	VCU	51 39	
												237	H	South Alabama	62 55	
												288	H	Ole Miss	59 53	
												292	H	Southeastern La.	62 54	
												337	H	Mississippi Val.	84 80	
												351	A	La.-Monroe	57 42	
LAST 10 Division I																
337	H	Mississippi Val.	84 80	99	A	Houston	60 75	237	H	South Alabama	62 55	173	H	Tulane	58 62	
288	H	Ole Miss	59 53					200	H	VCU	51 39					
351	A	La.-Monroe	57 42													
292	H	Southeastern La.	62 54													
10	A	Mississippi St.	58 91													

Non-Div I Games: William Carey 77 47

Southern Miss.

Average RPI Win:	0	WON-LOST	WINNING	LAST 10	STRENGTH OF	OPP. STRENGTH	TEAM	ADJ.	CONF.	ADJ CONF.
Average RPI Loss:	102	RECORD	PCT. RANK	GAMES	SCHEDULE	OF SCHEDULE	RPI	RPI	RPI	RPI
DIV. I ONLY	0- 7	336	0-7	6	252	225	225	28	28	
DIV. I NON-CONF.	0- 7	336	0-7	6	253	224	224	28	28	
TOTALS	RPI 1-25	RPI 26-50	W-L RECORDS	RPI 51-100	RPI 101-150	RPI 150+				
0- 7	0- 0	0- 1	OVERALL	0- 2	0- 3	0- 1				
0- 0	0- 0	0- 0	HOME	0- 0	0- 0	0- 0				
0- 7	0- 0	0- 1	AWAY	0- 2	0- 3	0- 1				
0- 0	0- 0	0- 0	NEUTRAL	0- 0	0- 0	0- 0				
0- 7	0- 0	0- 1	NON-CONFERENCE	0- 2	0- 3	0- 1				
0- 0	0- 0	0- 0	HOME	0- 0	0- 0	0- 0				
0- 7	0- 0	0- 1	AWAY	0- 2	0- 3	0- 1				
0- 0	0- 0	0- 0	NEUTRAL	0- 0	0- 0	0- 0				
0- 0	0- 0	0- 0	CONFERENCE	0- 0	0- 0	0- 0				
0- 0	0- 0	0- 0	HOME	0- 0	0- 0	0- 0				
0- 0	0- 0	0- 0	AWAY	0- 0	0- 0	0- 0				
0- 0	0- 0	0- 0	NEUTRAL	0- 0	0- 0	0- 0				

RPI 1-25				RPI 26-50				RPI 51-100				RPI 101+				Team's RPI: 225	
RPI	S	Opponent	Score	RPI	S	Opponent	Score	RPI	S	Opponent	Score	RPI	S	Opponent	Score		
				35	A	Rutgers	58 78	56	A	Oklahoma St.	59 72	114	A	Iowa St.	36 69		
								87	A	Nebraska	39 73	123	A	Texas	39 93		
												142	A	Wichita St.	63 69		
												159	A	Fordham	52 65		
LAST 10 Division I																	
				142	A	Wichita St.	63 69	56	A	Oklahoma St.	59 72						
				114	A	Iowa St.	36 69	159	A	Fordham	52 65						
								35	A	Rutgers	58 78						
								123	A	Texas	39 93						
								87	A	Nebraska	39 73						

Non-Div I Games: Tougaloo 100 39 Wiley 78 55

Southern U.

Seasonal Team				Through Games Of 2007-2008, 2008-2009						
Average RPI Win:	247	WON-LOST	WINNING	LAST 10	STRENGTH OF	OPP. STRENGTH	TEAM	ADJ.	CONF.	ADJ CONF.
Average RPI Loss:	172	RECORD	PCT. RANK	GAMES	SCHEDULE	OF SCHEDULE	RPI	RPI	RPI	RPI
DIV. I ONLY	6- 3	89	6-3	297	163	171	171	18	18	
DIV. I NON-CONF.	6- 3	88	6-3	298	164	169	169	18	18	

TOTALS	RPI 1-25		RPI 26-50		W-L RECORDS		RPI 51-100		RPI 101-150	RPI 150+
6- 3	0- 1		0- 0		OVERALL		0- 0		0- 0	6- 2
5- 0	0- 0		0- 0		HOME		0- 0		0- 0	5- 0
1- 3	0- 1		0- 0		AWAY		0- 0		0- 0	1- 2
0- 0	0- 0		0- 0		NEUTRAL		0- 0		0- 0	0- 0
6- 3	0- 1		0- 0		NON-CONFERENCE		0- 0		0- 0	6- 2
5- 0	0- 0		0- 0		HOME		0- 0		0- 0	5- 0
1- 3	0- 1		0- 0		AWAY		0- 0		0- 0	1- 2
0- 0	0- 0		0- 0		NEUTRAL		0- 0		0- 0	0- 0
0- 0	0- 0		0- 0		CONFERENCE		0- 0		0- 0	0- 0
0- 0	0- 0		0- 0		HOME		0- 0		0- 0	0- 0
0- 0	0- 0		0- 0		AWAY		0- 0		0- 0	0- 0
0- 0	0- 0		0- 0		NEUTRAL		0- 0		0- 0	0- 0

RPI 1-25					RPI 26-50					RPI 51-100					RPI 101+					Team's RPI: 171	
RPI	S	Opponent	Score		RPI	S	Opponent	Score		RPI	S	Opponent	Score		RPI	S	Opponent	Score			
5	A	Oregon St.	45	95											187	H	UC Irvine	82	68		
															199	H	Cal St. Fullerton	79	63		
															222	H	Oral Roberts	72	58		
															249	A	Denver	73	81		
															254	H	UC Riverside	79	68		
															263	A	Grand Canyon	65	69		
															273	H	UNLV	72	68		
															347	A	Utah Valley	71	58		
LAST 10 Division I																					
					254	H	UC Riverside	79	68	222	H	Oral Roberts	72	58							
					249	A	Denver	73	81	5	A	Oregon St.	45	95							
					187	H	UC Irvine	82	68	273	H	UNLV	72	68							
					199	H	Cal St. Fullerton	79	63	263	A	Grand Canyon	65	69							
										347	A	Utah Valley	71	58							

Non-Div I Games:

Southern Utah

■ Loss, ■ Non-Conf, S Site, H Home A Away N Neutral

St. Bonaventure

Through Games Of Dec. 19, 2019

Average RPI Win:	249	WON-LOST	WINNING	LAST 10	STRENGTH OF	OPP. STRENGTH	TEAM	ADJ.	CONF.	ADJ CONF.
Average RPI Loss:	131	RECORD	PCT. RANK	GAMES	SCHEDULE	OF SCHEDULE	RPI	RPI	RPI	RPI
DIV. I ONLY	2- 8	301	2-8	114	263	287	287	10	10	
DIV. I NON-CONF.	2- 8	300	2-8	113	264	288	288	10	10	
TOTALS	RPI 1-25	RPI 26-50	W-L RECORDS	RPI 51-100	RPI 101-150	RPI 150+				
2- 8	0- 0	0- 0	OVERALL	0- 3	0- 3	2- 2				
2- 4	0- 0	0- 0	HOME	0- 2	0- 1	2- 1				
0- 4	0- 0	0- 0	AWAY	0- 1	0- 2	0- 1				
0- 0	0- 0	0- 0	NEUTRAL	0- 0	0- 0	0- 0				
2- 8	0- 0	0- 0	NON-CONFERENCE	0- 3	0- 3	2- 2				
2- 4	0- 0	0- 0	HOME	0- 2	0- 1	2- 1				
0- 4	0- 0	0- 0	AWAY	0- 1	0- 2	0- 1				
0- 0	0- 0	0- 0	NEUTRAL	0- 0	0- 0	0- 0				
0- 0	0- 0	0- 0	CONFERENCE	0- 0	0- 0	0- 0				
0- 0	0- 0	0- 0	HOME	0- 0	0- 0	0- 0				
0- 0	0- 0	0- 0	AWAY	0- 0	0- 0	0- 0				
0- 0	0- 0	0- 0	NEUTRAL	0- 0	0- 0	0- 0				

RPI 1-25				RPI 26-50				RPI 51-100				RPI 101+				Team's RPI: 287	
RPI	S	Opponent	Score	RPI	S	Opponent	Score	RPI	S	Opponent	Score	RPI	S	Opponent	Score		
								70	A	Kent St.	58	81	103	A	Bucknell	60	68
								71	H	St. John's (NY)	56	68	105	A	Binghamton	67	78
								75	H	Buffalo	36	46	139	H	Akron	54	63
													153	H	Cleveland St.	62	65
													244	H	Niagara	71	67
													253	H	Oakland	80	66
													334	A	Canisius	82	84
LAST 10 Division I																	
253	H	Oakland	80	66	153	H	Cleveland St.	62	65								
75	H	Buffalo	36	46	334	A	Canisius	82	84								
70	A	Kent St.	58	81	103	A	Bucknell	60	68								
105	A	Binghamton	67	78	139	H	Akron	54	63								
71	H	St. John's (NY)	56	68	244	H	Niagara	71	67								

Non-Div I Games:

St. Bonaventure

■ Loss,
 ■ Non-Conf,
 ■ S Site,
 ■ H Home
 ■ A Away
 N Neutral

Average RPI Win:	288	WON-LOST	WINNING	LAST 10	STRENGTH OF	OPP. STRENGTH	TEAM	ADJ.	CONF.	ADJ CONF.
Average RPI Loss:	98	RECORD	PCT. RANK	GAMES	SCHEDULE	OF SCHEDULE	RPI	RPI	RPI	RPI
DIV. I ONLY	3- 6	235	3-6	135	215	208	208	29	29	
DIV. I NON-CONF.	3- 6	232	3-6	136	215	208	208	29	29	
TOTALS	RPI 1-25	RPI 26-50	W-L RECORDS	RPI 51-100	RPI 101-150	RPI 150+				
3- 6	0- 1	0- 2	OVERALL	0- 1	0- 1	3- 1				
2- 1	0- 0	0- 0	HOME	0- 0	0- 1	2- 0				
1- 4	0- 1	0- 1	AWAY	0- 1	0- 0	1- 1				
0- 1	0- 0	0- 1	NEUTRAL	0- 0	0- 0	0- 0				
3- 6	0- 1	0- 2	NON-CONFERENCE	0- 1	0- 1	3- 1				
2- 1	0- 0	0- 0	HOME	0- 0	0- 1	2- 0				
1- 4	0- 1	0- 1	AWAY	0- 1	0- 0	1- 1				
0- 1	0- 0	0- 1	NEUTRAL	0- 0	0- 0	0- 0				
0- 0	0- 0	0- 0	CONFERENCE	0- 0	0- 0	0- 0				
0- 0	0- 0	0- 0	HOME	0- 0	0- 0	0- 0				
0- 0	0- 0	0- 0	AWAY	0- 0	0- 0	0- 0				
0- 0	0- 0	0- 0	NEUTRAL	0- 0	0- 0	0- 0				

RPI 1-25				RPI 26-50				RPI 51-100				RPI 101+ Team's RPI: 208			
RPI	S	Opponent	Score	RPI	S	Opponent	Score	RPI	S	Opponent	Score	RPI	S	Opponent	Score
11	A	Princeton	44 76	34	N	Pacific	62 71	80	A	Boston College	69 106	111	H	Stony Brook	73 86
				42	A	Marquette	71 92					267	H	Army West Point	70 64
												284	H	Loyola Maryland	89 78
												309	A	NJIT	69 88
												313	A	Albany (NY)	49 41
LAST 10 Division I															
				34	N	Pacific	62 71	284	H	Loyola Maryland	89 78				
				313	A	Albany (NY)	49 41	267	H	Army West Point	70 64				
				11	A	Princeton	44 76	80	A	Boston College	69 106				
				309	A	NJIT	69 88	42	A	Marquette	71 92				
								111	H	Stony Brook	73 86				

Non-Div I Games: East Stroudsburg 84 62

St. Francis Brooklyn

■ Loss,
 ■ Non-Conf,
 ■ S Site,
 ■ Home
 ■ A Away
 N Neutral

Average RPI Win:	206	WON-LOST	WINNING	LAST 10	STRENGTH OF	OPP. STRENGTH	TEAM	ADJ.	CONF.	ADJ CONF.
Average RPI Loss:	108	RECORD	PCT. RANK	GAMES	SCHEDULE	OF SCHEDULE	RPI	RPI	RPI	RPI
DIV. I ONLY	6- 4	120	6-4	72	186	71	71	6	6	
DIV. I NON-CONF.	6- 4	118	6-4	71	189	70	70	6	6	
TOTALS	RPI 1-25	RPI 26-50	W-L RECORDS	RPI 51-100	RPI 101-150	RPI 150+				
6- 4	0- 1	0- 0	OVERALL	1- 2	0- 0	5- 1				
4- 0	0- 0	0- 0	HOME	0- 0	0- 0	4- 0				
2- 3	0- 1	0- 0	AWAY	1- 1	0- 0	1- 1				
0- 1	0- 0	0- 0	NEUTRAL	0- 1	0- 0	0- 0				
6- 4	0- 1	0- 0	NON-CONFERENCE	1- 2	0- 0	5- 1				
4- 0	0- 0	0- 0	HOME	0- 0	0- 0	4- 0				
2- 3	0- 1	0- 0	AWAY	1- 1	0- 0	1- 1				
0- 1	0- 0	0- 0	NEUTRAL	0- 1	0- 0	0- 0				
0- 0	0- 0	0- 0	CONFERENCE	0- 0	0- 0	0- 0				
0- 0	0- 0	0- 0	HOME	0- 0	0- 0	0- 0				
0- 0	0- 0	0- 0	AWAY	0- 0	0- 0	0- 0				
0- 0	0- 0	0- 0	NEUTRAL	0- 0	0- 0	0- 0				

RPI 1-25				RPI 26-50				RPI 51-100				Team's RPI: 71	RPI 101+			
RPI	S	Opponent	Score	RPI	S	Opponent	Score	RPI	S	Opponent	Score		RPI	S	Opponent	Score
14	A	Florida St.	70 74					65	A	James Madison	73 76		181	H	Massachusetts	82 71
								72	A	Yale	80 66		196	H	Wake Forest	82 74
								81	N	IUPUI	78 85		235	H	Lafayette	76 44
													267	H	Army West Point	96 60
													273	A	UNLV	75 79
													287	A	St. Bonaventure	68 56
LAST 10 Division I																
14	A	Florida St.	70 74	181	H	Massachusetts	82 71									
267	H	Army West Point	96 60	196	H	Wake Forest	82 74									
72	A	Yale	80 66	65	A	James Madison	73 76									
273	A	UNLV	75 79	235	H	Lafayette	76 44									
81	N	IUPUI	78 85	287	A	St. Bonaventure	68 56									

Non-Div I Games:

St. John's (NY)

Average RPI Win:	114	WON-LOST	WINNING	LAST 10	STRENGTH OF	OPP. STRENGTH	TEAM	ADJ.	CONF.	ADJ CONF.
Average RPI Loss:	0	RECORD	PCT. RANK	GAMES	SCHEDULE	OF SCHEDULE	RPI	RPI	RPI	RPI
DIV. I ONLY	10- 0	1	10-0	13	38	2	2	1	1	
DIV. I NON-CONF.	10- 0	1	10-0	13	39	2	2	1	1	
TOTALS	RPI 1-25		RPI 26-50	W-L RECORDS	RPI 51-100	RPI 101-150	RPI 150+			
10- 0	3- 0		0- 0	OVERALL	1- 0	3- 0	3- 0			
6- 0	2- 0		0- 0	HOME	1- 0	1- 0	2- 0			
1- 0	0- 0		0- 0	AWAY	0- 0	1- 0	0- 0			
3- 0	1- 0		0- 0	NEUTRAL	0- 0	1- 0	1- 0			
10- 0	3- 0		0- 0	NON-CONFERENCE	1- 0	3- 0	3- 0			
6- 0	2- 0		0- 0	HOME	1- 0	1- 0	2- 0			
1- 0	0- 0		0- 0	AWAY	0- 0	1- 0	0- 0			
3- 0	1- 0		0- 0	NEUTRAL	0- 0	1- 0	1- 0			
0- 0	0- 0		0- 0	CONFERENCE	0- 0	0- 0	0- 0			
0- 0	0- 0		0- 0	HOME	0- 0	0- 0	0- 0			
0- 0	0- 0		0- 0	AWAY	0- 0	0- 0	0- 0			
0- 0	0- 0		0- 0	NEUTRAL	0- 0	0- 0	0- 0			

RPI	S	Opponent	Score	RPI	S	Opponent	Score	RPI	S	Opponent	Score	RPI	S	Opponent	Score
8	H	Gonzaga	76 70					75	H	Buffalo	88 69	120	N	Syracuse	77 59
10	N	Mississippi St.	67 62									133	A	San Francisco	97 71
21	H	Ohio St.	71 52									138	H	Northern Colo.	90 36
												165	H	Tennessee	78 51
												223	H	Eastern Wash.	92 27
												245	N	California Baptist	83 78
LAST 10 Division I															
165	H	Tennessee	78 51	75	H	Buffalo	88 69								
21	H	Ohio St.	71 52	8	H	Gonzaga	76 70								
10	N	Mississippi St.	67 62	138	H	Northern Colo.	90 36								
120	N	Syracuse	77 59	133	A	San Francisco	97 71								
245	N	California Baptist	83 78	223	H	Eastern Wash.	92 27								

Non-Div I Games:

Stanford

Average RPI Win:	298	WON-LOST	WINNING	LAST 10	STRENGTH OF	OPP. STRENGTH	TEAM	ADJ.	CONF.	ADJ CONF.
Average RPI Loss:	123	RECORD	PCT. RANK	GAMES	SCHEDULE	OF SCHEDULE	RPI	RPI	RPI	RPI
DIV. I ONLY	3- 5	221	3-5	204	247	214	214	17	17	
DIV. I NON-CONF.	3- 5	221	3-5	206	248	213	213	17	17	
TOTALS	RPI 1-25	RPI 26-50	W-L RECORDS	RPI 51-100	RPI 101-150	RPI 150+				
3- 5	0- 0	0- 1	OVERALL	0- 1	0- 1	3- 2				
2- 0	0- 0	0- 0	HOME	0- 0	0- 0	2- 0				
1- 4	0- 0	0- 1	AWAY	0- 1	0- 1	1- 1				
0- 1	0- 0	0- 0	NEUTRAL	0- 0	0- 0	0- 1				
3- 5	0- 0	0- 1	NON-CONFERENCE	0- 1	0- 1	3- 2				
2- 0	0- 0	0- 0	HOME	0- 0	0- 0	2- 0				
1- 4	0- 0	0- 1	AWAY	0- 1	0- 1	1- 1				
0- 1	0- 0	0- 0	NEUTRAL	0- 0	0- 0	0- 1				
0- 0	0- 0	0- 0	CONFERENCE	0- 0	0- 0	0- 0				
0- 0	0- 0	0- 0	HOME	0- 0	0- 0	0- 0				
0- 0	0- 0	0- 0	AWAY	0- 0	0- 0	0- 0				
0- 0	0- 0	0- 0	NEUTRAL	0- 0	0- 0	0- 0				

RPI 1-25			RPI 26-50			RPI 51-100			RPI 101+			Team's RPI: 214
RPI	S	Opponent	Score	RPI	S	Opponent	Score	RPI	S	Opponent	Score	
				47	A	Kentucky	48 67	100	A	UCF	40 66	
								101	A	Penn	41 81	
								165	A	Tennessee	46 73	
								201	N	Saint Francis (PA)	73 78	
								265	H	Tulsa	66 60	
								295	A	Morehead St.	58 55	
								334	H	Canisius	68 52	
LAST 10 Division I												
				334	H	Canisius	68 52	201	N	Saint Francis (PA)	73 78	
				265	H	Tulsa	66 60	295	A	Morehead St.	58 55	
				101	A	Penn	41 81	47	A	Kentucky	48 67	
				100	A	UCF	40 66					
				165	A	Tennessee	46 73					

Non-Div I Games: Palm Beach Atl. 77 46 Trinity Baptist 116 40 Fla. National 80 37

Stetson

Stony Brook

Through Games Of Dec. 19, 2019

Average RPI Win:	266	WON-LOST	WINNING	LAST 10	STRENGTH OF	OPP. STRENGTH	TEAM	ADJ.	CONF.	ADJ CONF.
Average RPI Loss:	37	RECORD	PCT. RANK	GAMES	SCHEDULE	OF SCHEDULE	RPI	RPI	RPI	RPI
DIV. I ONLY	8- 1	28	8-1	325	166	111	111	27	27	
DIV. I NON-CONF.	8- 1	28	8-1	325	167	112	112	27	27	
TOTALS	RPI 1-25	RPI 26-50	W-L RECORDS	RPI 51-100	RPI 101-150	RPI 150+				
8- 1	0- 0	0- 1	OVERALL	0- 0	0- 0	8- 0				
3- 0	0- 0	0- 0	HOME	0- 0	0- 0	3- 0				
5- 1	0- 0	0- 1	AWAY	0- 0	0- 0	5- 0				
0- 0	0- 0	0- 0	NEUTRAL	0- 0	0- 0	0- 0				
8- 1	0- 0	0- 1	NON-CONFERENCE	0- 0	0- 0	8- 0				
3- 0	0- 0	0- 0	HOME	0- 0	0- 0	3- 0				
5- 1	0- 0	0- 1	AWAY	0- 0	0- 0	5- 0				
0- 0	0- 0	0- 0	NEUTRAL	0- 0	0- 0	0- 0				
0- 0	0- 0	0- 0	CONFERENCE	0- 0	0- 0	0- 0				
0- 0	0- 0	0- 0	HOME	0- 0	0- 0	0- 0				
0- 0	0- 0	0- 0	AWAY	0- 0	0- 0	0- 0				
0- 0	0- 0	0- 0	NEUTRAL	0- 0	0- 0	0- 0				

RPI 1-25				RPI 26-50				RPI 51-100				RPI 101+				Team's RPI: 111	
RPI	S	Opponent	Score	RPI	S	Opponent	Score	RPI	S	Opponent	Score	RPI	S	Opponent	Score		
				37	A	Arkansas	58 88					205	A	Wagner	66 45		
												208	A	St. Francis Brooklyn	86 73		
												215	H	Iona	59 40		
												247	H	Manhattan	59 54		
												283	H	Sacred Heart	54 50		
												306	A	Pittsburgh	59 56		
												330	A	Hofstra	81 38		
												336	A	LIU Brooklyn	80 49		
LAST 10 Division I																	
				336	A	LIU Brooklyn	80 49					205	A	Wagner	66 45		
				283	H	Sacred Heart	54 50					306	A	Pittsburgh	59 56		
				215	H	Iona	59 40					247	H	Manhattan	59 54		
				37	A	Arkansas	58 88					208	A	St. Francis Brooklyn	86 73		
				330	A	Hofstra	81 38										

Non-Div I Games: Molloy 66 49

Stony Brook

Loss, Non-Conf, S Site, H Home A Away N Neutral

Average RPI Win:	230	WON-LOST	WINNING	LAST 10	STRENGTH OF	OPP. STRENGTH	TEAM	ADJ.	CONF.	ADJ CONF.
Average RPI Loss:	39	RECORD	PCT. RANK	GAMES	SCHEDULE	OF SCHEDULE	RPI	RPI	RPI	RPI
DIV. I ONLY	5- 4	143	5-4	76	95	120	120	3	3	
DIV. I NON-CONF.	5- 4	143	5-4	75	95	121	121	3	3	
TOTALS	RPI 1-25	RPI 26-50	W-L RECORDS	RPI 51-100	RPI 101-150	RPI 150+				
5- 4	0- 2	0- 1	OVERALL	1- 1	1- 0	3- 0				
4- 1	0- 1	0- 0	HOME	0- 0	1- 0	3- 0				
0- 1	0- 0	0- 1	AWAY	0- 0	0- 0	0- 0				
1- 2	0- 1	0- 0	NEUTRAL	1- 1	0- 0	0- 0				
5- 4	0- 2	0- 1	NON-CONFERENCE	1- 1	1- 0	3- 0				
4- 1	0- 1	0- 0	HOME	0- 0	1- 0	3- 0				
0- 1	0- 0	0- 1	AWAY	0- 0	0- 0	0- 0				
1- 2	0- 1	0- 0	NEUTRAL	1- 1	0- 0	0- 0				
0- 0	0- 0	0- 0	CONFERENCE	0- 0	0- 0	0- 0				
0- 0	0- 0	0- 0	HOME	0- 0	0- 0	0- 0				
0- 0	0- 0	0- 0	AWAY	0- 0	0- 0	0- 0				
0- 0	0- 0	0- 0	NEUTRAL	0- 0	0- 0	0- 0				

RPI 1-25				RPI 26-50				RPI 51-100				RPI 101+ Team's RPI: 120			
RPI	S	Opponent	Score	RPI	S	Opponent	Score	RPI	S	Opponent	Score	RPI	S	Opponent	Score
2	N	Stanford	59 77	39	A	Michigan	76 84	91	N	Green Bay	73 79	118	H	Ohio	66 54
25	H	Oregon	64 81					99	N	Houston	87 62	290	H	UMES	65 50
												313	H	Albany (NY)	75 53
												332	H	UMBC	82 48
LAST 10 Division I															
		2 N Stanford	59 77			332 H UMBC	82 48								
		99 N Houston	87 62			39 A Michigan	76 84								
		25 H Oregon	64 81			91 N Green Bay	73 79								
		313 H Albany (NY)	75 53			118 H Ohio	66 54								
		290 H UMES	65 50												

Non-Div I Games:

Syracuse

Average RPI Win:	164	WON-LOST	WINNING	LAST 10	STRENGTH OF	OPP. STRENGTH	TEAM	ADJ.	CONF.	ADJ CONF.
Average RPI Loss:	13	RECORD	PCT. RANK	GAMES	SCHEDULE	OF SCHEDULE	RPI	RPI	RPI	RPI
DIV. I ONLY	8- 1	28	8-1	85	55	18	18	5	5	
DIV. I NON-CONF.	8- 1	28	8-1	84	55	18	18	5	5	
TOTALS	RPI 1-25	RPI 26-50	W-L RECORDS	RPI 51-100	RPI 101-150	RPI 150+				
8- 1	0- 1	0- 0	OVERALL	2- 0	2- 0	4- 0				
6- 0	0- 0	0- 0	HOME	2- 0	2- 0	2- 0				
2- 1	0- 1	0- 0	AWAY	0- 0	0- 0	2- 0				
0- 0	0- 0	0- 0	NEUTRAL	0- 0	0- 0	0- 0				
8- 1	0- 1	0- 0	NON-CONFERENCE	2- 0	2- 0	4- 0				
6- 0	0- 0	0- 0	HOME	2- 0	2- 0	2- 0				
2- 1	0- 1	0- 0	AWAY	0- 0	0- 0	2- 0				
0- 0	0- 0	0- 0	NEUTRAL	0- 0	0- 0	0- 0				
0- 0	0- 0	0- 0	CONFERENCE	0- 0	0- 0	0- 0				
0- 0	0- 0	0- 0	HOME	0- 0	0- 0	0- 0				
0- 0	0- 0	0- 0	AWAY	0- 0	0- 0	0- 0				
0- 0	0- 0	0- 0	NEUTRAL	0- 0	0- 0	0- 0				

RPI	S	Opponent	Score
13	A	Texas A&M	68 70

RPI	S	Opponent	Score
-----	---	----------	-------

RPI	S	Opponent	Score
66	H	Boise St.	77 65
97	H	Auburn	80 65

RPI	S	Opponent	Score
118	H	Ohio	79 72
150	H	Robert Morris	66 61
166	A	SMU	57 56
169	H	Cornell	59 49
267	A	Army West Point	66 52
279	H	Nicholls St.	72 47

LAST 10 Division I

267	A	Army West Point	66 52	118	H	Ohio	79 72
166	A	SMU	57 56	13	A	Texas A&M	68 70
279	H	Nicholls St.	72 47	97	H	Auburn	80 65
169	H	Cornell	59 49	66	H	Boise St.	77 65
150	H	Robert Morris	66 61				

Non-Div I Games:

TCU

Average RPI Win:	184	WON-LOST	WINNING	LAST 10	STRENGTH OF	OPP. STRENGTH	TEAM	ADJ.	CONF.	ADJ CONF.
Average RPI Loss:	56	RECORD	PCT. RANK	GAMES	SCHEDULE	OF SCHEDULE	RPI	RPI	RPI	RPI
DIV. I ONLY	6- 5	157	5-5	21	107	64	64	8	8	
DIV. I NON-CONF.	6- 4	118	5-4	38	142	68	68	8	8	
TOTALS	RPI 1-25	RPI 26-50	W-L RECORDS	RPI 51-100	RPI 101-150	RPI 150+				
6- 5	0- 3	0- 0	OVERALL	0- 1	3- 0	3- 1				
4- 2	0- 2	0- 0	HOME	0- 0	2- 0	2- 0				
2- 1	0- 0	0- 0	AWAY	0- 0	1- 0	1- 1				
0- 2	0- 1	0- 0	NEUTRAL	0- 1	0- 0	0- 0				
6- 4	0- 2	0- 0	NON-CONFERENCE	0- 1	3- 0	3- 1				
4- 1	0- 1	0- 0	HOME	0- 0	2- 0	2- 0				
2- 1	0- 0	0- 0	AWAY	0- 0	1- 0	1- 1				
0- 2	0- 1	0- 0	NEUTRAL	0- 1	0- 0	0- 0				
0- 1	0- 1	0- 0	CONFERENCE	0- 0	0- 0	0- 0				
0- 1	0- 1	0- 0	HOME	0- 0	0- 0	0- 0				
0- 0	0- 0	0- 0	AWAY	0- 0	0- 0	0- 0				
0- 0	0- 0	0- 0	NEUTRAL	0- 0	0- 0	0- 0				

RPI	S	Opponent	Score	RPI	S	Opponent	Score	RPI	S	Opponent	Score	RPI	S	Opponent	Score
1	H	UConn	54 83					85	N	North Carolina	58 71	103	A	Bucknell	72 61
6	H	South Carolina	71 78									109	H	Duquesne	85 72
7	N	Creighton	59 69									143	H	Villanova	74 69
												180	A	Saint Joseph's	63 67
												219	H	Fairfield	77 59
												261	H	Xavier	78 65
												270	A	Towson	74 59
LAST 10 Division I															
103	A	Bucknell	72 61	143	H	Villanova	74 69	6	H	South Carolina	71 78	270	A	Towson	74 59
1	H	UConn	54 83	7	N	Creighton	59 69	85	N	North Carolina	58 71				
261	H	Xavier	78 65												
180	A	Saint Joseph's	63 67												
109	H	Duquesne	85 72												

Non-Div I Games:

Temple

Tennessee

Through Games Of Dec. 19, 2019

Average RPI Win:	260	WON-LOST	WINNING	LAST 10	STRENGTH OF	OPP. STRENGTH	TEAM	ADJ.	CONF.	ADJ CONF.
Average RPI Loss:	63	RECORD	PCT. RANK	GAMES	SCHEDULE	OF SCHEDULE	RPI	RPI	RPI	RPI
DIV. I ONLY	8- 2	45	8-2	320	101	165	165	4	4	
DIV. I NON-CONF.	8- 2	45	8-2	320	103	162	162	4	4	
TOTALS	RPI 1-25	RPI 26-50	W-L RECORDS	RPI 51-100	RPI 101-150	RPI 150+				
8- 2	0- 1	0- 0	OVERALL	1- 0	0- 1	7- 0				
6- 1	0- 0	0- 0	HOME	0- 0	0- 1	6- 0				
2- 1	0- 1	0- 0	AWAY	1- 0	0- 0	1- 0				
0- 0	0- 0	0- 0	NEUTRAL	0- 0	0- 0	0- 0				
8- 2	0- 1	0- 0	NON-CONFERENCE	1- 0	0- 1	7- 0				
6- 1	0- 0	0- 0	HOME	0- 0	0- 1	6- 0				
2- 1	0- 1	0- 0	AWAY	1- 0	0- 0	1- 0				
0- 0	0- 0	0- 0	NEUTRAL	0- 0	0- 0	0- 0				
0- 0	0- 0	0- 0	CONFERENCE	0- 0	0- 0	0- 0				
0- 0	0- 0	0- 0	HOME	0- 0	0- 0	0- 0				
0- 0	0- 0	0- 0	AWAY	0- 0	0- 0	0- 0				
0- 0	0- 0	0- 0	NEUTRAL	0- 0	0- 0	0- 0				

RPI	S	Opponent	Score	RPI	S	Opponent	Score	RPI	S	Opponent	Score	RPI	S	Opponent	Score	Team's RPI: 165
2	A	Stanford	51 78					79	A	Notre Dame	74 63	123	H	Texas	60 66	
												214	H	Stetson	73 46	
												264	A	ETSU	72 68	
												280	H	Colorado St.	79 41	
												291	H	Central Ark.	63 36	
												303	H	Ark.-Pine Bluff	92 51	
												314	H	Air Force	81 54	
												331	H	Tennessee St.	73 43	
LAST 10 Division I																
214	H	Stetson	73 46	2	A	Stanford	51 78	280	H	Colorado St.	79 41	123	H	Texas	60 66	
331	H	Tennessee St.	73 43	79	A	Notre Dame	74 63	314	H	Air Force	81 54	303	H	Ark.-Pine Bluff	92 51	
291	H	Central Ark.	63 36													
264	A	ETSU	72 68													

Non-Div I Games:

Tennessee

■ Loss,
 ■ Non-Conf,
 ■ S Site,
 ■ H Home
 ■ A Away
 N Neutral

Tennessee St.

Through Games Of Dec. 19, 2019

Average RPI Win:	0	WON-LOST	WINNING	LAST 10	STRENGTH OF	OPP. STRENGTH	TEAM	ADJ.	CONF.	ADJ CONF.
Average RPI Loss:	202	RECORD	PCT. RANK	GAMES	SCHEDULE	OF SCHEDULE	RPI	RPI	RPI	RPI
DIV. I ONLY	0- 7	336	0-7	153	335	331	331	19	19	
DIV. I NON-CONF.	0- 7	336	0-7	156	336	330	330	19	19	
TOTALS	RPI 1-25	RPI 26-50	W-L RECORDS	RPI 51-100	RPI 101-150	RPI 150+				
0- 7	0- 0	0- 0	OVERALL	0- 2	0- 0	0- 5				
0- 4	0- 0	0- 0	HOME	0- 1	0- 0	0- 3				
0- 3	0- 0	0- 0	AWAY	0- 1	0- 0	0- 2				
0- 0	0- 0	0- 0	NEUTRAL	0- 0	0- 0	0- 0				
0- 7	0- 0	0- 0	NON-CONFERENCE	0- 2	0- 0	0- 5				
0- 4	0- 0	0- 0	HOME	0- 1	0- 0	0- 3				
0- 3	0- 0	0- 0	AWAY	0- 1	0- 0	0- 2				
0- 0	0- 0	0- 0	NEUTRAL	0- 0	0- 0	0- 0				
0- 0	0- 0	0- 0	CONFERENCE	0- 0	0- 0	0- 0				
0- 0	0- 0	0- 0	HOME	0- 0	0- 0	0- 0				
0- 0	0- 0	0- 0	AWAY	0- 0	0- 0	0- 0				
0- 0	0- 0	0- 0	NEUTRAL	0- 0	0- 0	0- 0				

RPI 1-25				RPI 26-50				RPI 51-100				RPI 101+				Team's RPI: 331	
RPI	S	Opponent	Score	RPI	S	Opponent	Score	RPI	S	Opponent	Score	RPI	S	Opponent	Score		
								58	A	Arizona	42	77	165	A	Tennessee	43	73
								88	H	Vanderbilt	55	106	237	A	South Alabama	48	70
													239	H	North Ala.	63	88
													311	H	Lipscomb	64	74
													319	H	Alcorn	57	62
LAST 10 Division I																	
				239	H	North Ala.	63	88	58	A	Arizona	42	77				
				165	A	Tennessee	43	73	311	H	Lipscomb	64	74				
									237	A	South Alabama	48	70				
									88	H	Vanderbilt	55	106				
									319	H	Alcorn	57	62				

Non-Div I Games: Wilberforce 83 65 Fisk 91 50

Tennessee St.

■ Loss,
 ■ Non-Conf,
 ■ S Site,
 ■ H Home
 ■ A Away
 N Neutral

Tennessee Tech

Through Games Of Dec. 19, 2019

Average RPI Win:	297	WON-LOST	WINNING	LAST 10	STRENGTH OF	OPP. STRENGTH	TEAM	ADJ.	CONF.	ADJ CONF.
Average RPI Loss:	99	RECORD	PCT. RANK	GAMES	SCHEDULE	OF SCHEDULE	RPI	RPI	RPI	RPI
DIV. I ONLY	4- 4	164	4-4	331	138	242	242	19	19	
DIV. I NON-CONF.	4- 4	163	4-4	333	139	242	242	19	19	
TOTALS	RPI 1-25	RPI 26-50	W-L RECORDS	RPI 51-100	RPI 101-150	RPI 150+				
4- 4	0- 0	0- 0	OVERALL	0- 3	0- 1	4- 0				
1- 0	0- 0	0- 0	HOME	0- 0	0- 0	1- 0				
2- 3	0- 0	0- 0	AWAY	0- 3	0- 0	2- 0				
1- 1	0- 0	0- 0	NEUTRAL	0- 0	0- 1	1- 0				
4- 4	0- 0	0- 0	NON-CONFERENCE	0- 3	0- 1	4- 0				
1- 0	0- 0	0- 0	HOME	0- 0	0- 0	1- 0				
2- 3	0- 0	0- 0	AWAY	0- 3	0- 0	2- 0				
1- 1	0- 0	0- 0	NEUTRAL	0- 0	0- 1	1- 0				
0- 0	0- 0	0- 0	CONFERENCE	0- 0	0- 0	0- 0				
0- 0	0- 0	0- 0	HOME	0- 0	0- 0	0- 0				
0- 0	0- 0	0- 0	AWAY	0- 0	0- 0	0- 0				
0- 0	0- 0	0- 0	NEUTRAL	0- 0	0- 0	0- 0				

RPI 1-25			RPI 26-50			RPI 51-100			RPI 101+			Team's RPI: 242
RPI	S	Opponent	Score	RPI	S	Opponent	Score	RPI	S	Opponent	Score	
						82 A Middle Tenn.	58 64	141 N Northern Ill.		74 82		
						84 A Southern Ill.	65 76	188 A Samford		72 57		
						88 A Vanderbilt	61 75	322 N Detroit Mercy		69 47		
								326 A Western Caro.		62 58		
								351 H La.-Monroe		75 68		
LAST 10 Division I												
326 A		Western Caro.	62 58	141 N		Northern Ill.	74 82					
88 A		Vanderbilt	61 75	188 A		Samford	72 57					
322 N		Detroit Mercy	69 47	82 A		Middle Tenn.	58 64					
				84 A		Southern Ill.	65 76					
				351 H		La.-Monroe	75 68					

Non-Div I Games: Cumberland (TN) 88 51

Tennessee Tech

■ Loss,
 ■ Non-Conf,
 ■ S Site,
 ■ H Home
 ■ A Away
 N Neutral

Average RPI Win:	230	WON-LOST	WINNING	LAST 10	STRENGTH OF	OPP. STRENGTH	TEAM	ADJ.	CONF.	ADJ CONF.
Average RPI Loss:	93	RECORD	PCT. RANK	GAMES	SCHEDULE	OF SCHEDULE	RPI	RPI	RPI	RPI
DIV. I ONLY	6- 4	120	6-4	118	228	123	123	5	5	
DIV. I NON-CONF.	6- 4	118	6-4	117	231	124	124	5	5	
TOTALS	RPI 1-25	RPI 26-50	W-L RECORDS	RPI 51-100	RPI 101-150	RPI 150+				
6- 4	0- 0	0- 1	OVERALL	0- 1	1- 1	5- 1				
4- 1	0- 0	0- 0	HOME	0- 1	1- 0	3- 0				
1- 2	0- 0	0- 0	AWAY	0- 0	0- 1	1- 1				
1- 1	0- 0	0- 1	NEUTRAL	0- 0	0- 0	1- 0				
6- 4	0- 0	0- 1	NON-CONFERENCE	0- 1	1- 1	5- 1				
4- 1	0- 0	0- 0	HOME	0- 1	1- 0	3- 0				
1- 2	0- 0	0- 0	AWAY	0- 0	0- 1	1- 1				
1- 1	0- 0	0- 1	NEUTRAL	0- 0	0- 0	1- 0				
0- 0	0- 0	0- 0	CONFERENCE	0- 0	0- 0	0- 0				
0- 0	0- 0	0- 0	HOME	0- 0	0- 0	0- 0				
0- 0	0- 0	0- 0	AWAY	0- 0	0- 0	0- 0				
0- 0	0- 0	0- 0	NEUTRAL	0- 0	0- 0	0- 0				

RPI 1-25			RPI 26-50			RPI 51-100			RPI 101+			Team's RPI: 123
RPI	S	Opponent	Score	RPI	S	Opponent	Score	RPI	S	Opponent	Score	
				28	N	NC State	73 84	58	H	Arizona	58 83	118 H Ohio 73 60
												128 A South Fla. 57 64
												156 A Hawaii 60 73
												165 A Tennessee 66 60
												189 N North Texas 63 57
												225 H Southern U. 93 39
												339 H UTRGV 85 69
												345 H UTSA 84 53
LAST 10 Division I												
				118	H	Ohio	73 60	225	H	Southern U.	93 39	
				165	A	Tennessee	66 60	339	H	UTRGV	85 69	
				156	A	Hawaii	60 73	58	H	Arizona	58 83	
				189	N	North Texas	63 57	345	H	UTSA	84 53	
				28	N	NC State	73 84	128	A	South Fla.	57 64	

Non-Div I Games:

Texas

Average RPI Win:	143	WON-LOST	WINNING	LAST 10	STRENGTH OF	OPP. STRENGTH	TEAM	ADJ.	CONF.	ADJ CONF.
Average RPI Loss:	14	RECORD	PCT. RANK	GAMES	SCHEDULE	OF SCHEDULE	RPI	RPI	RPI	RPI
DIV. I ONLY	9- 1	21	9-1	41	34	13	13	4	4	
DIV. I NON-CONF.	9- 1	21	9-1	43	35	14	14	4	4	
TOTALS	RPI 1-25	RPI 26-50	W-L RECORDS	RPI 51-100	RPI 101-150	RPI 150+				
9- 1	1- 1	1- 0	OVERALL	2- 0	1- 0	4- 0				
7- 0	1- 0	1- 0	HOME	2- 0	0- 0	3- 0				
2- 0	0- 0	0- 0	AWAY	0- 0	1- 0	1- 0				
0- 1	0- 1	0- 0	NEUTRAL	0- 0	0- 0	0- 0				
9- 1	1- 1	1- 0	NON-CONFERENCE	2- 0	1- 0	4- 0				
7- 0	1- 0	1- 0	HOME	2- 0	0- 0	3- 0				
2- 0	0- 0	0- 0	AWAY	0- 0	1- 0	1- 0				
0- 1	0- 1	0- 0	NEUTRAL	0- 0	0- 0	0- 0				
0- 0	0- 0	0- 0	CONFERENCE	0- 0	0- 0	0- 0				
0- 0	0- 0	0- 0	HOME	0- 0	0- 0	0- 0				
0- 0	0- 0	0- 0	AWAY	0- 0	0- 0	0- 0				
0- 0	0- 0	0- 0	NEUTRAL	0- 0	0- 0	0- 0				

RPI 1-25				Team's RPI: 13				RPI 26-50				RPI 51-100				RPI 101+			
RPI	S	Opponent	Score	RPI	S	Opponent	Score	RPI	S	Opponent	Score	RPI	S	Opponent	Score				
14	N	Florida St.	58 80	26	H	Duke	79 58	56	H	Oklahoma St.	74 62	102	A	Southern California	74 64				
18	H	TCU	70 68					99	H	Houston	72 43	220	A	Rice	62 61				
												230	H	Prairie View	80 38				
												241	H	Little Rock	78 35				
												291	H	Central Ark.	76 46				
LAST 10 Division I																			
				99	H	Houston	72 43	230	H	Prairie View	80 38								
				18	H	TCU	70 68	102	A	Southern California	74 64								
				56	H	Oklahoma St.	74 62	220	A	Rice	62 61								
				291	H	Central Ark.	76 46	26	H	Duke	79 58								
				14	N	Florida St.	58 80	241	H	Little Rock	78 35								

Non-Div I Games:

Texas A&M

Texas Southern

Through Games Of Dec. 19, 2019

Average RPI Win:	238	WON-LOST	WINNING	LAST 10	STRENGTH OF	OPP. STRENGTH	TEAM	ADJ.	CONF.	ADJ CONF.
Average RPI Loss:	76	RECORD	PCT. RANK	GAMES	SCHEDULE	OF SCHEDULE	RPI	RPI	RPI	RPI
DIV. I ONLY	3- 5	221	3-5	8	283	54	54	28	28	
DIV. I NON-CONF.	3- 5	221	3-5	7	284	54	54	28	28	
TOTALS	RPI 1-25	RPI 26-50	W-L RECORDS	RPI 51-100	RPI 101-150	RPI 150+				
3- 5	0- 2	0- 1	OVERALL	0- 0	0- 1	3- 1				
1- 0	0- 0	0- 0	HOME	0- 0	0- 0	1- 0				
2- 4	0- 2	0- 1	AWAY	0- 0	0- 1	2- 0				
0- 1	0- 0	0- 0	NEUTRAL	0- 0	0- 0	0- 1				
3- 5	0- 2	0- 1	NON-CONFERENCE	0- 0	0- 1	3- 1				
1- 0	0- 0	0- 0	HOME	0- 0	0- 0	1- 0				
2- 4	0- 2	0- 1	AWAY	0- 0	0- 1	2- 0				
0- 1	0- 0	0- 0	NEUTRAL	0- 0	0- 0	0- 1				
0- 0	0- 0	0- 0	CONFERENCE	0- 0	0- 0	0- 0				
0- 0	0- 0	0- 0	HOME	0- 0	0- 0	0- 0				
0- 0	0- 0	0- 0	AWAY	0- 0	0- 0	0- 0				
0- 0	0- 0	0- 0	NEUTRAL	0- 0	0- 0	0- 0				

RPI 1-25				RPI 26-50				RPI 51-100				Team's RPI: 54				RPI 101+			
RPI	S	Opponent	Score	RPI	S	Opponent	Score	RPI	S	Opponent	Score					RPI	S	Opponent	Score
8	A	Gonzaga	45 80	44	A	Colorado	50 74									114	A	Iowa St.	59 79
25	A	Oregon	63 99													156	A	Hawaii	74 57
																191	N	Utah	52 61
																220	H	Rice	63 56
																339	A	UTRGV	71 44
LAST 10 Division I																			
8	A	Gonzaga	45 80	114	A	Iowa St.	59 79												
220	H	Rice	63 56	25	A	Oregon	63 99												
44	A	Colorado	50 74	339	A	UTRGV	71 44												
156	A	Hawaii	74 57																
191	N	Utah	52 61																

Non-Div I Games:

Texas Southern

■ Loss,
 ■ Non-Conf, S Site,
 ■ Home
 ■ Away
 N Neutral

Average RPI Win:	215	WON-LOST	WINNING	LAST 10	STRENGTH OF	OPP. STRENGTH	TEAM	ADJ.	CONF.	ADJ CONF.
Average RPI Loss:	176	RECORD	PCT. RANK	GAMES	SCHEDULE	OF SCHEDULE	RPI	RPI	RPI	RPI
DIV. I ONLY	4- 3	137	4-3	269	220	176	176	25	25	
DIV. I NON-CONF.	4- 3	137	4-3	270	221	177	177	25	25	
TOTALS	RPI 1-25	RPI 26-50	W-L RECORDS	RPI 51-100	RPI 101-150	RPI 150+				
4- 3	0- 0	0- 1	OVERALL	0- 0	1- 0	3- 2				
3- 0	0- 0	0- 0	HOME	0- 0	0- 0	3- 0				
1- 3	0- 0	0- 1	AWAY	0- 0	1- 0	0- 2				
0- 0	0- 0	0- 0	NEUTRAL	0- 0	0- 0	0- 0				
4- 3	0- 0	0- 1	NON-CONFERENCE	0- 0	1- 0	3- 2				
3- 0	0- 0	0- 0	HOME	0- 0	0- 0	3- 0				
1- 3	0- 0	0- 1	AWAY	0- 0	1- 0	0- 2				
0- 0	0- 0	0- 0	NEUTRAL	0- 0	0- 0	0- 0				
0- 0	0- 0	0- 0	CONFERENCE	0- 0	0- 0	0- 0				
0- 0	0- 0	0- 0	HOME	0- 0	0- 0	0- 0				
0- 0	0- 0	0- 0	AWAY	0- 0	0- 0	0- 0				
0- 0	0- 0	0- 0	NEUTRAL	0- 0	0- 0	0- 0				

RPI 1-25			RPI 26-50			RPI 51-100			RPI 101+			Team's RPI: 176
RPI	S	Opponent	Score	RPI	S	Opponent	Score	RPI	S	Opponent	Score	
				36	A	Kansas	48 68					
								135	A	Dartmouth	61 51	
								155	H	New Orleans	51 49	
								222	A	Oral Roberts	57 63	
								224	H	A&M-Corpus Christi	57 48	
								271	A	Morgan St.	62 72	
								345	H	UTSA	74 69	
LAST 10 Division I												
				345	H	UTSA	74 69					
				224	H	A&M-Corpus Christi	57 48					
				155	H	New Orleans	51 49					
				36	A	Kansas	48 68					
				222	A	Oral Roberts	57 63					
								271	A	Morgan St.	62 72	
								135	A	Dartmouth	61 51	

Non-Div I Games: Texas Lutheran 72 31 Tex. Permian Basin 83 45

Texas St.

Average RPI Win: 268		WON-LOST	WINNING	LAST 10	STRENGTH OF	OPP. STRENGTH	TEAM	ADJ.	CONF.	ADJ CONF.
Average RPI Loss: 0		RECORD	PCT. RANK	GAMES	SCHEDULE	OF SCHEDULE	RPI	RPI	RPI	RPI
DIV. I ONLY		8- 0	1	8-0	346	238	158	158	5	5
DIV. I NON-CONF.		8- 0	1	8-0	346	242	156	156	5	5
TOTALS	RPI 1-25	RPI 26-50		W-L RECORDS		RPI 51-100	RPI 101-150	RPI 150+		
8- 0	0- 0	0- 0		OVERALL		0- 0	0- 0	8- 0		
6- 0	0- 0	0- 0		HOME		0- 0	0- 0	6- 0		
1- 0	0- 0	0- 0		AWAY		0- 0	0- 0	1- 0		
1- 0	0- 0	0- 0		NEUTRAL		0- 0	0- 0	1- 0		
8- 0	0- 0	0- 0		NON-CONFERENCE		0- 0	0- 0	8- 0		
6- 0	0- 0	0- 0		HOME		0- 0	0- 0	6- 0		
1- 0	0- 0	0- 0		AWAY		0- 0	0- 0	1- 0		
1- 0	0- 0	0- 0		NEUTRAL		0- 0	0- 0	1- 0		
0- 0	0- 0	0- 0		CONFERENCE		0- 0	0- 0	0- 0		
0- 0	0- 0	0- 0		HOME		0- 0	0- 0	0- 0		
0- 0	0- 0	0- 0		AWAY		0- 0	0- 0	0- 0		
0- 0	0- 0	0- 0		NEUTRAL		0- 0	0- 0	0- 0		

RPI 1-25				RPI 26-50				RPI 51-100				RPI 101+				Team's RPI: 158
RPI	S	Opponent	Score	RPI	S	Opponent	Score	RPI	S	Opponent	Score	RPI	S	Opponent	Score	
												182	H	Sam Houston St.	99 57	
												209	H	Houston Baptist	59 51	
												217	A	San Diego	64 60	
												230	H	Prairie View	82 48	
												288	H	Ole Miss	84 48	
												323	N	Purdue Fort Wayne	82 48	
												344	H	Northwestern St.	79 49	
												348	H	Florida A&M	98 60	
LAST 10 Division I																
				344	H	Northwestern St.	79 49	230	H	Prairie View	82 48					
				348	H	Florida A&M	98 60	209	H	Houston Baptist	59 51					
				182	H	Sam Houston St.	99 57	288	H	Ole Miss	84 48					
								217	A	San Diego	64 60					
								323	N	Purdue Fort Wayne	82 48					

Non-Div I Games:

Texas Tech

Loss, Non-Conf, S Site, H Home A Away N Neutral

Average RPI Win:	250	WON-LOST	WINNING	LAST 10	STRENGTH OF	OPP. STRENGTH	TEAM	ADJ.	CONF.	ADJ CONF.
Average RPI Loss:	112	RECORD	PCT. RANK	GAMES	SCHEDULE	OF SCHEDULE	RPI	RPI	RPI	RPI
DIV. I ONLY	3- 6	235	3-6	224	155	252	252	11	11	
DIV. I NON-CONF.	3- 6	232	3-6	225	155	251	251	11	11	
TOTALS	RPI 1-25	RPI 26-50	W-L RECORDS	RPI 51-100	RPI 101-150	RPI 150+				
3- 6	0- 0	0- 0	OVERALL	0- 2	1- 4	2- 0				
1- 3	0- 0	0- 0	HOME	0- 0	1- 3	0- 0				
2- 2	0- 0	0- 0	AWAY	0- 1	0- 1	2- 0				
0- 1	0- 0	0- 0	NEUTRAL	0- 1	0- 0	0- 0				
3- 6	0- 0	0- 0	NON-CONFERENCE	0- 2	1- 4	2- 0				
1- 3	0- 0	0- 0	HOME	0- 0	1- 3	0- 0				
2- 2	0- 0	0- 0	AWAY	0- 1	0- 1	2- 0				
0- 1	0- 0	0- 0	NEUTRAL	0- 1	0- 0	0- 0				
0- 0	0- 0	0- 0	CONFERENCE	0- 0	0- 0	0- 0				
0- 0	0- 0	0- 0	HOME	0- 0	0- 0	0- 0				
0- 0	0- 0	0- 0	AWAY	0- 0	0- 0	0- 0				
0- 0	0- 0	0- 0	NEUTRAL	0- 0	0- 0	0- 0				

RPI S	Opponent	Score	RPI S	Opponent	Score	RPI S	Opponent	Score	RPI S	Opponent	Score	Team's RPI: 252
						79 A	Notre Dame	51 54	109 A	Duquesne	74 79	
						86 N	Troy	64 71	112 H	Belmont	53 48	
									122 H	Memphis	76 83	
									126 H	Dayton	42 60	
									147 H	Valparaiso	54 61	
									316 A	Georgia St.	74 48	
									322 A	Detroit Mercy	82 64	
LAST 10 Division I												
			86 N	Troy	64 71	109 A	Duquesne	74 79				
			322 A	Detroit Mercy	82 64	112 H	Belmont	53 48				
			126 H	Dayton	42 60	147 H	Valparaiso	54 61				
			316 A	Georgia St.	74 48	122 H	Memphis	76 83				
						79 A	Notre Dame	51 54				

Non-Div I Games:

Toledo

Average RPI Win: 249	WON-LOST	WINNING	LAST 10	STRENGTH OF	OPP. STRENGTH	TEAM	ADJ.	CONF.	ADJ CONF.
Average RPI Loss: 143	RECORD	PCT. RANK	GAMES	SCHEDULE	OF SCHEDULE	RPI	RPI	RPI	RPI
DIV. I ONLY	3- 6	235	3-6	222	109	270	270	20	20
DIV. I NON-CONF.	3- 6	232	3-6	223	109	273	273	20	20
TOTALS	RPI 1-25	RPI 26-50	W-L RECORDS	RPI 51-100	RPI 101-150	RPI 150+			
3- 6	0- 1	0- 1	OVERALL	0- 1	0- 0	3- 3			
2- 2	0- 0	0- 0	HOME	0- 1	0- 0	2- 1			
0- 3	0- 0	0- 1	AWAY	0- 0	0- 0	0- 2			
1- 1	0- 1	0- 0	NEUTRAL	0- 0	0- 0	1- 0			
3- 6	0- 1	0- 1	NON-CONFERENCE	0- 1	0- 0	3- 3			
2- 2	0- 0	0- 0	HOME	0- 1	0- 0	2- 1			
0- 3	0- 0	0- 1	AWAY	0- 0	0- 0	0- 2			
1- 1	0- 1	0- 0	NEUTRAL	0- 0	0- 0	1- 0			
0- 0	0- 0	0- 0	CONFERENCE	0- 0	0- 0	0- 0			
0- 0	0- 0	0- 0	HOME	0- 0	0- 0	0- 0			
0- 0	0- 0	0- 0	AWAY	0- 0	0- 0	0- 0			
0- 0	0- 0	0- 0	NEUTRAL	0- 0	0- 0	0- 0			

RPI S	Opponent	Score	RPI S	Opponent	Score	RPI S	Opponent	Score	RPI S	Opponent	Score	Team's RPI: 270
20 N	Iowa	72 100	35 A	Rutgers	53 67	64 H	Temple	59 74	215 N	Iona	75 58	
									217 A	San Diego	67 81	
									227 H	Penn St.	67 73	
									243 H	American	63 60	
									289 H	Mt. St. Mary's	73 57	
									297 A	San Diego St.	72 80	
LAST 10 Division I												
35 A	Rutgers	53 67	20 N	Iowa	72 100	243 H	American	63 60				
64 H	Temple	59 74	289 H	Mt. St. Mary's	73 57	217 A	San Diego	67 81				
215 N	Iona	75 58	297 A	San Diego St.	72 80							
227 H	Penn St.	67 73										

Non-Div I Games:

Towson

Average RPI Win:	244	WON-LOST	WINNING	LAST 10	STRENGTH OF	OPP. STRENGTH	TEAM	ADJ.	CONF.	ADJ CONF.
Average RPI Loss:	18	RECORD	PCT. RANK	GAMES	SCHEDULE	OF SCHEDULE	RPI	RPI	RPI	RPI
DIV. I ONLY	6- 2	64	6-2	275	72	86	86	25	25	
DIV. I NON-CONF.	6- 2	63	6-2	276	71	86	86	25	25	
TOTALS	RPI 1-25	RPI 26-50	W-L RECORDS	RPI 51-100	RPI 101-150	RPI 150+				
6- 2	0- 1	0- 1	OVERALL	0- 0	0- 0	6- 0				
2- 0	0- 0	0- 0	HOME	0- 0	0- 0	2- 0				
3- 2	0- 1	0- 1	AWAY	0- 0	0- 0	3- 0				
1- 0	0- 0	0- 0	NEUTRAL	0- 0	0- 0	1- 0				
6- 2	0- 1	0- 1	NON-CONFERENCE	0- 0	0- 0	6- 0				
2- 0	0- 0	0- 0	HOME	0- 0	0- 0	2- 0				
3- 2	0- 1	0- 1	AWAY	0- 0	0- 0	3- 0				
1- 0	0- 0	0- 0	NEUTRAL	0- 0	0- 0	1- 0				
0- 0	0- 0	0- 0	CONFERENCE	0- 0	0- 0	0- 0				
0- 0	0- 0	0- 0	HOME	0- 0	0- 0	0- 0				
0- 0	0- 0	0- 0	AWAY	0- 0	0- 0	0- 0				
0- 0	0- 0	0- 0	NEUTRAL	0- 0	0- 0	0- 0				

RPI 1-25			RPI 26-50			RPI 51-100			Team's RPI: 86	RPI 101+		
RPI	S	Opponent	Score	RPI	S	Opponent	Score	RPI	S	Opponent	Score	
10	A	Mississippi St.	82 122	26	A	Duke	85 99			174	A	Bethune-Cookman 68 62
										188	A	Samford 74 65
										246	A	Chattanooga 90 51
										252	N	Toledo 71 64
										264	H	ETSU 79 61
										342	H	Jacksonville St. 94 64
LAST 10 Division I												
252	N	Toledo	71 64	26	A	Duke	85 99					
246	A	Chattanooga	90 51	10	A	Mississippi St.	82 122					
264	H	ETSU	79 61	342	H	Jacksonville St.	94 64					
174	A	Bethune-Cookman	68 62	188	A	Samford	74 65					

Non-Div I Games: AUM 72 42 Fort Valley St. 101 52

Troy

Average RPI Win:	212	WON-LOST	WINNING	LAST 10	STRENGTH OF	OPP. STRENGTH	TEAM	ADJ.	CONF.	ADJ CONF.
Average RPI Loss:	87	RECORD	PCT. RANK	GAMES	SCHEDULE	OF SCHEDULE	RPI	RPI	RPI	RPI
DIV. I ONLY	4- 6	212	4-6	70	123	173	173	8	8	
DIV. I NON-CONF.	4- 6	212	4-6	70	123	172	172	8	8	
TOTALS	RPI 1-25	RPI 26-50	W-L RECORDS	RPI 51-100	RPI 101-150	RPI 150+				
4- 6	0- 1	0- 1	OVERALL	0- 3	1- 0	3- 1				
2- 4	0- 1	0- 0	HOME	0- 2	0- 0	2- 1				
2- 0	0- 0	0- 0	AWAY	0- 0	1- 0	1- 0				
0- 2	0- 0	0- 1	NEUTRAL	0- 1	0- 0	0- 0				
4- 6	0- 1	0- 1	NON-CONFERENCE	0- 3	1- 0	3- 1				
2- 4	0- 1	0- 0	HOME	0- 2	0- 0	2- 1				
2- 0	0- 0	0- 0	AWAY	0- 0	1- 0	1- 0				
0- 2	0- 0	0- 1	NEUTRAL	0- 1	0- 0	0- 0				
0- 0	0- 0	0- 0	CONFERENCE	0- 0	0- 0	0- 0				
0- 0	0- 0	0- 0	HOME	0- 0	0- 0	0- 0				
0- 0	0- 0	0- 0	AWAY	0- 0	0- 0	0- 0				
0- 0	0- 0	0- 0	NEUTRAL	0- 0	0- 0	0- 0				

RPI 1-25				RPI 26-50				RPI 51-100				RPI 101+ Team's RPI: 173			
RPI	S	Opponent	Score	RPI	S	Opponent	Score	RPI	S	Opponent	Score	RPI	S	Opponent	Score
24	H	LSU	54 59	40	N	Charlotte	56 60	60	H	Alabama	56 66	108	A	Washington	64 62
								80	N	Boston College	76 89	198	A	Southern Miss.	62 58
								82	H	Middle Tenn.	62 64	237	H	South Alabama	53 62
												251	H	Jackson St.	82 46
												291	H	Central Ark.	65 38
LAST 10 Division I															
198	A	Southern Miss.	62 58	237	H	South Alabama	53 62								
40	N	Charlotte	56 60	24	H	LSU	54 59								
80	N	Boston College	76 89	82	H	Middle Tenn.	62 64								
60	H	Alabama	56 66	108	A	Washington	64 62								
291	H	Central Ark.	65 38	251	H	Jackson St.	82 46								

Non-Div I Games:

Tulane

■ Loss,
 ■ Non-Conf, S Site,
 ■ Home
 ■ Away
 N Neutral

Average RPI Win:	252	WON-LOST	WINNING	LAST 10	STRENGTH OF	OPP. STRENGTH	TEAM	ADJ.	CONF.	ADJ CONF.
Average RPI Loss:	104	RECORD	PCT. RANK	GAMES	SCHEDULE	OF SCHEDULE	RPI	RPI	RPI	RPI
DIV. I ONLY	3- 8	264	3-7	136	161	265	265	8	8	
DIV. I NON-CONF.	3- 8	265	3-7	137	162	266	266	8	8	
TOTALS	RPI 1-25	RPI 26-50	W-L RECORDS	RPI 51-100	RPI 101-150	RPI 150+				
3- 8	0- 0	0- 4	OVERALL	0- 1	0- 0	3- 3				
3- 2	0- 0	0- 0	HOME	0- 1	0- 0	3- 1				
0- 4	0- 0	0- 2	AWAY	0- 0	0- 0	0- 2				
0- 2	0- 0	0- 2	NEUTRAL	0- 0	0- 0	0- 0				
3- 8	0- 0	0- 4	NON-CONFERENCE	0- 1	0- 0	3- 3				
3- 2	0- 0	0- 0	HOME	0- 1	0- 0	3- 1				
0- 4	0- 0	0- 2	AWAY	0- 0	0- 0	0- 2				
0- 2	0- 0	0- 2	NEUTRAL	0- 0	0- 0	0- 0				
0- 0	0- 0	0- 0	CONFERENCE	0- 0	0- 0	0- 0				
0- 0	0- 0	0- 0	HOME	0- 0	0- 0	0- 0				
0- 0	0- 0	0- 0	AWAY	0- 0	0- 0	0- 0				
0- 0	0- 0	0- 0	NEUTRAL	0- 0	0- 0	0- 0				

RPI 1-25				RPI 26-50				RPI 51-100				RPI 101+ Team's RPI: 265			
RPI	S	Opponent	Score	RPI	S	Opponent	Score	RPI	S	Opponent	Score	RPI	S	Opponent	Score
				37	A	Arkansas	41 91	56	H	Oklahoma St.	48 78	152	H	SFA	63 67
				38	N	Western Ky.	63 76					214	A	Stetson	60 66
				42	N	Marquette	60 61					222	H	Oral Roberts	67 65
				48	A	Abilene Christian	63 73					241	A	Little Rock	51 63
												259	H	Arkansas St.	79 77
												274	H	LMU (CA)	75 56
LAST 10 Division I															
				37	A	Arkansas	41 91	214	A	Stetson	60 66				
				241	A	Little Rock	51 63	274	H	LMU (CA)	75 56				
				48	A	Abilene Christian	63 73	222	H	Oral Roberts	67 65				
				42	N	Marquette	60 61	56	H	Oklahoma St.	48 78				
				38	N	Western Ky.	63 76	259	H	Arkansas St.	79 77				

Non-Div I Games:

Tulsa

Average RPI Win:	230	WON-LOST	WINNING	LAST 10	STRENGTH OF	OPP. STRENGTH	TEAM	ADJ.	CONF.	ADJ CONF.
Average RPI Loss:	73	RECORD	PCT. RANK	GAMES	SCHEDULE	OF SCHEDULE	RPI	RPI	RPI	RPI
DIV. I ONLY	5- 3	111	5-3	279	29	175	175	14	14	
DIV. I NON-CONF.	5- 3	109	5-3	280	30	176	176	14	14	
TOTALS	RPI 1-25	RPI 26-50	W-L RECORDS	RPI 51-100	RPI 101-150	RPI 150+				
5- 3	0- 0	0- 1	OVERALL	1- 1	0- 1	4- 0				
4- 1	0- 0	0- 0	HOME	1- 1	0- 0	3- 0				
1- 2	0- 0	0- 1	AWAY	0- 0	0- 1	1- 0				
0- 0	0- 0	0- 0	NEUTRAL	0- 0	0- 0	0- 0				
5- 3	0- 0	0- 1	NON-CONFERENCE	1- 1	0- 1	4- 0				
4- 1	0- 0	0- 0	HOME	1- 1	0- 0	3- 0				
1- 2	0- 0	0- 1	AWAY	0- 0	0- 1	1- 0				
0- 0	0- 0	0- 0	NEUTRAL	0- 0	0- 0	0- 0				
0- 0	0- 0	0- 0	CONFERENCE	0- 0	0- 0	0- 0				
0- 0	0- 0	0- 0	HOME	0- 0	0- 0	0- 0				
0- 0	0- 0	0- 0	AWAY	0- 0	0- 0	0- 0				
0- 0	0- 0	0- 0	NEUTRAL	0- 0	0- 0	0- 0				

RPI	S	Opponent	Score	RPI	S	Opponent	Score	RPI	S	Opponent	Score	RPI	S	Opponent	Score	Team's RPI: 175
32	A	Oklahoma	75 82	66	H	Boise St.	81 83	122	A	Memphis	52 77	188	H	Samford	76 69	
				97	H	Auburn	80 75	237	H	South Alabama	77 61	310	H	McNeese	97 70	
								319	A	Alcorn	86 65					
LAST 10 Division I																
122	A	Memphis	52 77	319	A	Alcorn	86 65									
188	H	Samford	76 69	32	A	Oklahoma	75 82									
310	H	McNeese	97 70	237	H	South Alabama	77 61									
97	H	Auburn	80 75													
66	H	Boise St.	81 83													

Non-Div I Games: Ala.-Huntsville 74 57

UAB

Average RPI Win:	229	WON-LOST	WINNING	LAST 10	STRENGTH OF	OPP. STRENGTH	TEAM	ADJ.	CONF.	ADJ CONF.
Average RPI Loss:	151	RECORD	PCT. RANK	GAMES	SCHEDULE	OF SCHEDULE	RPI	RPI	RPI	RPI
DIV. I ONLY	4- 7	229	4-6	235	214	262	262	23	23	
DIV. I NON-CONF.	4- 7	229	4-6	237	214	263	263	23	23	
TOTALS	RPI 1-25	RPI 26-50	W-L RECORDS	RPI 51-100	RPI 101-150	RPI 150+				
4- 7	0- 0	0- 1	OVERALL	0- 0	1- 3	3- 3				
3- 2	0- 0	0- 0	HOME	0- 0	1- 2	2- 0				
1- 5	0- 0	0- 1	AWAY	0- 0	0- 1	1- 3				
0- 0	0- 0	0- 0	NEUTRAL	0- 0	0- 0	0- 0				
4- 7	0- 0	0- 1	NON-CONFERENCE	0- 0	1- 3	3- 3				
3- 2	0- 0	0- 0	HOME	0- 0	1- 2	2- 0				
1- 5	0- 0	0- 1	AWAY	0- 0	0- 1	1- 3				
0- 0	0- 0	0- 0	NEUTRAL	0- 0	0- 0	0- 0				
0- 0	0- 0	0- 0	CONFERENCE	0- 0	0- 0	0- 0				
0- 0	0- 0	0- 0	HOME	0- 0	0- 0	0- 0				
0- 0	0- 0	0- 0	AWAY	0- 0	0- 0	0- 0				
0- 0	0- 0	0- 0	NEUTRAL	0- 0	0- 0	0- 0				

RPI 1-25			RPI 26-50			RPI 51-100			RPI 101+			Team's RPI: 262
RPI	S	Opponent	Score	RPI	S	Opponent	Score	RPI	S	Opponent	Score	
				41	A	Minnesota	67 76					
								131	H	Santa Clara	61 62	
								133	H	San Francisco	79 67	
								136	H	Portland St.	70 76	
								140	A	Montana St.	65 77	
								162	A	Fresno St.	65 73	
								164	A	Saint Mary's (CA)	74 83	
								212	A	Northern Ariz.	71 61	
								226	H	Boston U.	75 68	
								282	A	Pepperdine	67 70	
								346	H	Sacramento St.	77 75	
LAST 10 Division I												
226	H	Boston U.	75 68	282	A	Pepperdine	67 70					
136	H	Portland St.	70 76	41	A	Minnesota	67 76					
346	H	Sacramento St.	77 75	212	A	Northern Ariz.	71 61					
133	H	San Francisco	79 67	131	H	Santa Clara	61 62					
164	A	Saint Mary's (CA)	74 83	162	A	Fresno St.	65 73					

Non-Div I Games:

UC Davis

Average RPI Win:	210	WON-LOST	WINNING	LAST 10	STRENGTH OF	OPP. STRENGTH	TEAM	ADJ.	CONF.	ADJ CONF.
Average RPI Loss:	141	RECORD	PCT. RANK	GAMES	SCHEDULE	OF SCHEDULE	RPI	RPI	RPI	RPI
DIV. I ONLY	3- 7	251	3-7	35	313	187	187	23	23	
DIV. I NON-CONF.	3- 7	250	3-7	36	311	185	185	23	23	
TOTALS	RPI 1-25	RPI 26-50	W-L RECORDS	RPI 51-100	RPI 101-150	RPI 150+				
3- 7	0- 1	0- 0	OVERALL	0- 1	1- 2	2- 3				
2- 1	0- 0	0- 0	HOME	0- 0	0- 1	2- 0				
0- 4	0- 1	0- 0	AWAY	0- 1	0- 0	0- 2				
1- 2	0- 0	0- 0	NEUTRAL	0- 0	1- 1	0- 1				
3- 7	0- 1	0- 0	NON-CONFERENCE	0- 1	1- 2	2- 3				
2- 1	0- 0	0- 0	HOME	0- 0	0- 1	2- 0				
0- 4	0- 1	0- 0	AWAY	0- 1	0- 0	0- 2				
1- 2	0- 0	0- 0	NEUTRAL	0- 0	1- 1	0- 1				
0- 0	0- 0	0- 0	CONFERENCE	0- 0	0- 0	0- 0				
0- 0	0- 0	0- 0	HOME	0- 0	0- 0	0- 0				
0- 0	0- 0	0- 0	AWAY	0- 0	0- 0	0- 0				
0- 0	0- 0	0- 0	NEUTRAL	0- 0	0- 0	0- 0				

RPI 1-25			RPI 26-50			RPI 51-100			RPI 101+			Team's RPI: 187
RPI	S	Opponent	Score	RPI	S	Opponent	Score	RPI	S	Opponent	Score	
5	A	Oregon St.	57 86					74	A	Washington St.	59 87	115 N Davidson 72 78
												136 H Portland St. 61 70
												136 N Portland St. 83 75
												171 A Southern Utah 68 82
												221 H San Jose St. 79 77
												239 N North Ala. 60 88
												249 A Denver 75 83
												274 H LMU (CA) 80 65
LAST 10 Division I												
239 N		North Ala.	60 88	74	A	Washington St.	59 87	171	A	Southern Utah	68 82	
249	A	Denver	75 83	136	H	Portland St.	61 70	5	A	Oregon St.	57 86	
274	H	LMU (CA)	80 65	221	H	San Jose St.	79 77					
136 N		Portland St.	83 75									
115 N		Davidson	72 78									

Non-Div I Games:

UC Irvine

UC Riverside

Through Games Of Dec. 19, 2019

Average RPI Win:	302	WON-LOST	WINNING	LAST 10	STRENGTH OF	OPP. STRENGTH	TEAM	ADJ.	CONF.	ADJ CONF.
Average RPI Loss:	144	RECORD	PCT. RANK	GAMES	SCHEDULE	OF SCHEDULE	RPI	RPI	RPI	RPI
DIV. I ONLY	3- 9	271	2-8	126	304	254	254	23	23	
DIV. I NON-CONF.	3- 9	272	2-8	123	302	253	253	23	23	
TOTALS	RPI 1-25	RPI 26-50	W-L RECORDS	RPI 51-100	RPI 101-150	RPI 150+				
3- 9	0- 1	0- 1	OVERALL	0- 1	0- 2	3- 4				
2- 2	0- 0	0- 0	HOME	0- 0	0- 1	2- 1				
1- 7	0- 1	0- 1	AWAY	0- 1	0- 1	1- 3				
0- 0	0- 0	0- 0	NEUTRAL	0- 0	0- 0	0- 0				
3- 9	0- 1	0- 1	NON-CONFERENCE	0- 1	0- 2	3- 4				
2- 2	0- 0	0- 0	HOME	0- 0	0- 1	2- 1				
1- 7	0- 1	0- 1	AWAY	0- 1	0- 1	1- 3				
0- 0	0- 0	0- 0	NEUTRAL	0- 0	0- 0	0- 0				
0- 0	0- 0	0- 0	CONFERENCE	0- 0	0- 0	0- 0				
0- 0	0- 0	0- 0	HOME	0- 0	0- 0	0- 0				
0- 0	0- 0	0- 0	AWAY	0- 0	0- 0	0- 0				
0- 0	0- 0	0- 0	NEUTRAL	0- 0	0- 0	0- 0				

RPI 1-25				RPI 26-50				RPI 51-100				RPI 101+ Team's RPI: 254			
RPI	S	Opponent	Score	RPI	S	Opponent	Score	RPI	S	Opponent	Score	RPI	S	Opponent	Score
25	A	Oregon	41 84	50	A	California	61 84	58	A	Arizona	27 70	102	H	Southern California	59 76
												148	A	New Mexico	70 80
												171	A	Southern Utah	68 79
												207	A	UTEP	50 63
												245	H	California Baptist	80 64
												256	H	Weber St.	54 64
												280	A	Colorado St.	40 52
												315	A	New Mexico St.	60 58
												347	H	Utah Valley	67 53
LAST 10 Division I															
280	A	Colorado St.	40 52	171	A	Southern Utah	68 79	25	A	Oregon	41 84				
58	A	Arizona	27 70	245	H	California Baptist	80 64								
256	H	Weber St.	54 64	102	H	Southern California	59 76								
347	H	Utah Valley	67 53	207	A	UTEP	50 63								
50	A	California	61 84												

Non-Div I Games:

UC Riverside

■ Loss,
■ Non-Conf,
■ S Site,
■ H Home
■ A Away
N Neutral

Average RPI Win:	272	WON-LOST	WINNING	LAST 10	STRENGTH OF	OPP. STRENGTH	TEAM	ADJ.	CONF.	ADJ CONF.
Average RPI Loss:	166	RECORD	PCT. RANK	GAMES	SCHEDULE	OF SCHEDULE	RPI	RPI	RPI	RPI
DIV. I ONLY	4- 7	229	3-7	273	258	294	294	23	23	
DIV. I NON-CONF.	4- 7	229	3-7	274	260	294	294	23	23	
TOTALS	RPI 1-25	RPI 26-50	W-L RECORDS	RPI 51-100	RPI 101-150	RPI 150+				
4- 7	0- 0	0- 1	OVERALL	0- 1	1- 0	3- 5				
3- 2	0- 0	0- 1	HOME	0- 0	1- 0	2- 1				
0- 4	0- 0	0- 0	AWAY	0- 1	0- 0	0- 3				
1- 1	0- 0	0- 0	NEUTRAL	0- 0	0- 0	1- 1				
4- 7	0- 0	0- 1	NON-CONFERENCE	0- 1	1- 0	3- 5				
3- 2	0- 0	0- 1	HOME	0- 0	1- 0	2- 1				
0- 4	0- 0	0- 0	AWAY	0- 1	0- 0	0- 3				
1- 1	0- 0	0- 0	NEUTRAL	0- 0	0- 0	1- 1				
0- 0	0- 0	0- 0	CONFERENCE	0- 0	0- 0	0- 0				
0- 0	0- 0	0- 0	HOME	0- 0	0- 0	0- 0				
0- 0	0- 0	0- 0	AWAY	0- 0	0- 0	0- 0				
0- 0	0- 0	0- 0	NEUTRAL	0- 0	0- 0	0- 0				

RPI S	Opponent	Score	RPI S	Opponent	Score	RPI S	Opponent	Score	RPI S	Opponent	Score	Team's RPI: 294
			34 H	Pacific	53 63	83 A	CSU Bakersfield	62 66	102 H	Southern California	57 46	
									152 N	SFA	56 67	
									164 A	Saint Mary's (CA)	43 64	
									221 H	San Jose St.	70 73	
									245 A	California Baptist	81 85	
									263 A	Grand Canyon	57 58	
									297 H	San Diego St.	64 52	
									340 N	Chicago St.	96 65	
									347 H	Utah Valley	59 51	
LAST 10 Division I												
			340 N	Chicago St.	96 65	263 A	Grand Canyon	57 58				
			152 N	SFA	56 67	83 A	CSU Bakersfield	62 66				
			297 H	San Diego St.	64 52	34 H	Pacific	53 63				
			245 A	California Baptist	81 85	221 H	San Jose St.	70 73				
			102 H	Southern California	57 46	164 A	Saint Mary's (CA)	43 64				

Non-Div I Games:

UC Santa Barbara

■ Loss,
 ■ Non-Conf,
 S Site,
 ■ Home
 ■ Away
 N Neutral

Average RPI Win:	216	WON-LOST	WINNING	LAST 10	STRENGTH OF	OPP. STRENGTH	TEAM	ADJ.	CONF.	ADJ CONF.
Average RPI Loss:	60	RECORD	PCT. RANK	GAMES	SCHEDULE	OF SCHEDULE	RPI	RPI	RPI	RPI
DIV. I ONLY	5- 4	143	5-4	79	142	100	100	8	8	
DIV. I NON-CONF.	5- 4	143	5-4	78	143	100	100	8	8	
TOTALS	RPI 1-25	RPI 26-50	W-L RECORDS	RPI 51-100	RPI 101-150	RPI 150+				
5- 4	0- 1	0- 1	OVERALL	0- 1	0- 1	5- 0				
4- 0	0- 0	0- 0	HOME	0- 0	0- 0	4- 0				
1- 2	0- 0	0- 1	AWAY	0- 0	0- 1	1- 0				
0- 2	0- 1	0- 0	NEUTRAL	0- 1	0- 0	0- 0				
5- 4	0- 1	0- 1	NON-CONFERENCE	0- 1	0- 1	5- 0				
4- 0	0- 0	0- 0	HOME	0- 0	0- 0	4- 0				
1- 2	0- 0	0- 1	AWAY	0- 0	0- 1	1- 0				
0- 2	0- 1	0- 0	NEUTRAL	0- 1	0- 0	0- 0				
0- 0	0- 0	0- 0	CONFERENCE	0- 0	0- 0	0- 0				
0- 0	0- 0	0- 0	HOME	0- 0	0- 0	0- 0				
0- 0	0- 0	0- 0	AWAY	0- 0	0- 0	0- 0				
0- 0	0- 0	0- 0	NEUTRAL	0- 0	0- 0	0- 0				

RPI 1-25				RPI 26-50				RPI 51-100				Team's RPI: 100	RPI 101+			
RPI	S	Opponent	Score	RPI	S	Opponent	Score	RPI	S	Opponent	Score		RPI	S	Opponent	Score
17	N	UCLA	56 61	46	A	FGCU	50 72	65	N	James Madison	43 46		112	A	Belmont	37 72
													152	A	SFA	63 57
													202	H	Delaware	75 49
													206	H	Quinnipiac	80 58
													214	H	Stetson	66 40
													306	H	Pittsburgh	74 58
LAST 10 Division I																
				214	H	Stetson	66 40						206	H	Quinnipiac	80 58
				202	H	Delaware	75 49						65	N	James Madison	43 46
				152	A	SFA	63 57						17	N	UCLA	56 61
				46	A	FGCU	50 72						306	H	Pittsburgh	74 58
				112	A	Belmont	37 72									

Non-Div I Games:

UCF

Average RPI Win:	144	WON-LOST	WINNING	LAST 10	STRENGTH OF	OPP. STRENGTH	TEAM	ADJ.	CONF.	ADJ CONF.
Average RPI Loss:	0	RECORD	PCT. RANK	GAMES	SCHEDULE	OF SCHEDULE	RPI	RPI	RPI	RPI
DIV. I ONLY	10- 0	1	10-0	158	19	17	17	1	1	
DIV. I NON-CONF.	10- 0	1	10-0	161	19	17	17	1	1	
TOTALS	RPI 1-25	RPI 26-50	W-L RECORDS	RPI 51-100	RPI 101-150	RPI 150+				
10- 0	1- 0	1- 0	OVERALL	3- 0	1- 0	4- 0				
6- 0	0- 0	1- 0	HOME	1- 0	1- 0	3- 0				
3- 0	1- 0	0- 0	AWAY	1- 0	0- 0	1- 0				
1- 0	0- 0	0- 0	NEUTRAL	1- 0	0- 0	0- 0				
10- 0	1- 0	1- 0	NON-CONFERENCE	3- 0	1- 0	4- 0				
6- 0	0- 0	1- 0	HOME	1- 0	1- 0	3- 0				
3- 0	1- 0	0- 0	AWAY	1- 0	0- 0	1- 0				
1- 0	0- 0	0- 0	NEUTRAL	1- 0	0- 0	0- 0				
0- 0	0- 0	0- 0	CONFERENCE	0- 0	0- 0	0- 0				
0- 0	0- 0	0- 0	HOME	0- 0	0- 0	0- 0				
0- 0	0- 0	0- 0	AWAY	0- 0	0- 0	0- 0				
0- 0	0- 0	0- 0	NEUTRAL	0- 0	0- 0	0- 0				

RPI 1-25				Team's RPI: 17		RPI 26-50				RPI 51-100				RPI 101+			
RPI	S	Opponent	Score	RPI	S	Opponent	Score	RPI	S	Opponent	Score	RPI	S	Opponent	Score		
22	A	Virginia	73 62	34	H	Pacific	68 57	53	A	Georgia	59 50	138	H	Northern Colo.	92 58		
								72	H	Yale	100 65	238	A	CSUN	58 44		
								100	N	UCF	61 56	250	H	Long Beach St.	86 51		
												256	H	Weber St.	85 45		
												274	H	LMU (CA)	74 52		
LAST 10 Division I																	
100	N	UCF	61 56	53	A	Georgia	59 50										
72	H	Yale	100 65	34	H	Pacific	68 57										
138	H	Northern Colo.	92 58	238	A	CSUN	58 44										
250	H	Long Beach St.	86 51	22	A	Virginia	73 62										
274	H	LMU (CA)	74 52	256	H	Weber St.	85 45										

Non-Div I Games:

UCLA

■ Loss,
 ■ Non-Conf, S Site,
 ■ Home
 ■ Away
 N Neutral

Average RPI Win:	59	WON-LOST	WINNING	LAST 10	STRENGTH OF	OPP. STRENGTH	TEAM	ADJ.	CONF.	ADJ CONF.
Average RPI Loss:	0	RECORD	PCT. RANK	GAMES	SCHEDULE	OF SCHEDULE	RPI	RPI	RPI	RPI
DIV. I ONLY	9- 0	1	9-0	15	1	1	1	8	8	
DIV. I NON-CONF.	8- 0	1	8-0	14	1	1	1	8	8	
TOTALS	RPI 1-25	RPI 26-50	W-L RECORDS	RPI 51-100	RPI 101-150	RPI 150+				
9- 0	3- 0	1- 0	OVERALL	4- 0	1- 0	0- 0				
3- 0	1- 0	1- 0	HOME	1- 0	0- 0	0- 0				
6- 0	2- 0	0- 0	AWAY	3- 0	1- 0	0- 0				
0- 0	0- 0	0- 0	NEUTRAL	0- 0	0- 0	0- 0				
8- 0	3- 0	1- 0	NON-CONFERENCE	3- 0	1- 0	0- 0				
3- 0	1- 0	1- 0	HOME	1- 0	0- 0	0- 0				
5- 0	2- 0	0- 0	AWAY	2- 0	1- 0	0- 0				
0- 0	0- 0	0- 0	NEUTRAL	0- 0	0- 0	0- 0				
1- 0	0- 0	0- 0	CONFERENCE	1- 0	0- 0	0- 0				
0- 0	0- 0	0- 0	HOME	0- 0	0- 0	0- 0				
1- 0	0- 0	0- 0	AWAY	1- 0	0- 0	0- 0				
0- 0	0- 0	0- 0	NEUTRAL	0- 0	0- 0	0- 0				

RPI 1-25				RPI 26-50				RPI 51-100				RPI 101+			
RPI	S	Opponent	Score	RPI	S	Opponent	Score	RPI	S	Opponent	Score	RPI	S	Opponent	Score
16	A	DePaul	84 74	50	H	California	72 61	64	A	Temple	83 54	126	A	Dayton	75 37
21	A	Ohio St.	73 62					68	A	Seton Hall	92 78				
22	H	Virginia	83 44					79	H	Notre Dame	81 57				
								88	A	Vanderbilt	64 51				
LAST 10 Division I															
21	A	Ohio St.	73 62	16	A	DePaul	84 74	79	H	Notre Dame	81 57	68	A	Seton Hall	92 78
22	H	Virginia	83 44	88	A	Vanderbilt	64 51	126	A	Dayton	75 37				
64	A	Temple	83 54	50	H	California	72 61								

Non-Div I Games:

UConn

U
I
C

UIC				Through Games Of Dec. 19, 2019						
Average RPI Win: 340		WON-LOST	WINNING	LAST 10	STRENGTH OF	OPP. STRENGTH	TEAM	ADJ.	CONF.	ADJ CONF.
Average RPI Loss: 185		RECORD	PCT. RANK	GAMES	SCHEDULE	OF SCHEDULE	RPI	RPI	RPI	RPI
DIV. I ONLY		1- 10	333	1-9	244	297	325	325	16	16
DIV. I NON-CONF.		1- 10	333	1-9	245	295	324	324	16	16

TOTALS	RPI 1-25	RPI 26-50		W-L RECORDS	RPI 51-100	RPI 101-150	RPI 150+			
1- 10	0- 1	0- 1		OVERALL	0- 0	0- 2	1- 6			
0- 5	0- 1	0- 0		HOME	0- 0	0- 0	0- 4			
1- 5	0- 0	0- 1		AWAY	0- 0	0- 2	1- 2			
0- 0	0- 0	0- 0		NEUTRAL	0- 0	0- 0	0- 0			
1- 10	0- 1	0- 1		NON-CONFERENCE	0- 0	0- 2	1- 6			
0- 5	0- 1	0- 0		HOME	0- 0	0- 0	0- 4			
1- 5	0- 0	0- 1		AWAY	0- 0	0- 2	1- 2			
0- 0	0- 0	0- 0		NEUTRAL	0- 0	0- 0	0- 0			
0- 0	0- 0	0- 0		CONFERENCE	0- 0	0- 0	0- 0			
0- 0	0- 0	0- 0		HOME	0- 0	0- 0	0- 0			
0- 0	0- 0	0- 0		AWAY	0- 0	0- 0	0- 0			
0- 0	0- 0	0- 0		NEUTRAL	0- 0	0- 0	0- 0			

RPI 1-25				RPI 26-50		RPI 51-100		RPI 101+		Team's RPI: 325
RPI S	Opponent	Score		RPI S	Opponent	Score		RPI S	Opponent	Score
14 H	Florida St.	42	86	36 A	Kansas	50	91	132 A	Miami (OH)	35 85
								147 A	Valparaiso	37 63
								190 H	Eastern Mich.	59 68
								229 A	Kansas St.	40 84
								257 H	Eastern Ill.	45 80
								258 H	Indiana St.	40 61
								260 H	Western Mich.	52 80
								323 A	Purdue Fort Wayne	50 61
								340 A	Chicago St.	73 61

LAST 10 Division I										
14 H	Florida St.	42	86	190 H	Eastern Mich.	59	68			
258 H	Indiana St.	40	61	147 A	Valparaiso	37	63			
257 H	Eastern Ill.	45	80	260 H	Western Mich.	52	80			
229 A	Kansas St.	40	84	340 A	Chicago St.	73	61			
36 A	Kansas	50	91	132 A	Miami (OH)	35	85			

U
I
C

Non-Div I Games:

UIC

U
M
B
C

U
M
B
C

UMBC

Page 307

Average RPI Win:	289	WON-LOST	WINNING	LAST 10	STRENGTH OF	OPP. STRENGTH	TEAM	ADJ.	CONF.	ADJ CONF.
Average RPI Loss:	138	RECORD	PCT. RANK	GAMES	SCHEDULE	OF SCHEDULE	RPI	RPI	RPI	RPI
DIV. I ONLY	1- 8	322	1-8	99	226	290	290	31	31	
DIV. I NON-CONF.	1- 8	321	1-8	98	228	291	291	31	31	
TOTALS	RPI 1-25	RPI 26-50	W-L RECORDS	RPI 51-100	RPI 101-150	RPI 150+				
1- 8	0- 0	0- 2	OVERALL	0- 1	0- 2	1- 3				
1- 2	0- 0	0- 1	HOME	0- 0	0- 0	1- 1				
0- 6	0- 0	0- 1	AWAY	0- 1	0- 2	0- 2				
0- 0	0- 0	0- 0	NEUTRAL	0- 0	0- 0	0- 0				
1- 8	0- 0	0- 2	NON-CONFERENCE	0- 1	0- 2	1- 3				
1- 2	0- 0	0- 1	HOME	0- 0	0- 0	1- 1				
0- 6	0- 0	0- 1	AWAY	0- 1	0- 2	0- 2				
0- 0	0- 0	0- 0	NEUTRAL	0- 0	0- 0	0- 0				
0- 0	0- 0	0- 0	CONFERENCE	0- 0	0- 0	0- 0				
0- 0	0- 0	0- 0	HOME	0- 0	0- 0	0- 0				
0- 0	0- 0	0- 0	AWAY	0- 0	0- 0	0- 0				
0- 0	0- 0	0- 0	NEUTRAL	0- 0	0- 0	0- 0				

RPI 1-25			RPI 26-50			RPI 51-100			RPI 101+			Team's RPI: 290
RPI	S	Opponent	Score	RPI	S	Opponent	Score	RPI	S	Opponent	Score	
29	A	Virginia Tech	43 86	61	A	Old Dominion	39 48	120	A	Syracuse	50 65	
43	H	Richmond	52 64					125	A	UNC Greensboro	48 86	
								179	A	William & Mary	50 78	
								272	A	East Carolina	42 57	
								275	H	Longwood	62 71	
								289	H	Mt. St. Mary's	78 76	
LAST 10 Division I												
275	H	Longwood	62 71	289	H	Mt. St. Mary's	78 76					
125	A	UNC Greensboro	48 86	61	A	Old Dominion	39 48					
120	A	Syracuse	50 65	43	H	Richmond	52 64					
179	A	William & Mary	50 78	272	A	East Carolina	42 57					
				29	A	Virginia Tech	43 86					

Non-Div I Games: Greensboro 65 48 Wesley 75 29

UMES

Loss, Non-Conf, S Site, H Home A Away N Neutral

UMKC				STRENGTH OF SCHEDULE	OPP. STRENGTH OF SCHEDULE	TEAM RPI	ADJ. RPI	CONF. RPI	ADJ CONF. RPI
Average RPI Win:	177	WON-LOST RECORD	WINNING PCT. RANK						
Average RPI Loss:	117		LAST 10 GAMES						
DIV. I ONLY	4- 6	212	4-6	49	131	160	160	32	32
DIV. I NON-CONF.	4- 6	212	4-6	50	131	158	158	32	32

TOTALS	RPI 1-25	RPI 26-50	W-L RECORDS	RPI 51-100	RPI 101-150	RPI 150+			
4- 6	0- 1	0- 1	OVERALL	0- 1	1- 1	3- 2			
3- 3	0- 0	0- 0	HOME	0- 1	1- 1	2- 1			
1- 3	0- 1	0- 1	AWAY	0- 0	0- 0	1- 1			
0- 0	0- 0	0- 0	NEUTRAL	0- 0	0- 0	0- 0			
4- 6	0- 1	0- 1	NON-CONFERENCE	0- 1	1- 1	3- 2			
3- 3	0- 0	0- 0	HOME	0- 1	1- 1	2- 1			
1- 3	0- 1	0- 1	AWAY	0- 0	0- 0	1- 1			
0- 0	0- 0	0- 0	NEUTRAL	0- 0	0- 0	0- 0			
0- 0	0- 0	0- 0	CONFERENCE	0- 0	0- 0	0- 0			
0- 0	0- 0	0- 0	HOME	0- 0	0- 0	0- 0			
0- 0	0- 0	0- 0	AWAY	0- 0	0- 0	0- 0			
0- 0	0- 0	0- 0	NEUTRAL	0- 0	0- 0	0- 0			

RPI 1-25				RPI 26-50				RPI 51-100				RPI 101+ Team's RPI: 160			
RPI	S	Opponent	Score	RPI	S	Opponent	Score	RPI	S	Opponent	Score	RPI	S	Opponent	Score
3	A	Missouri St.	58 83	34	A	Pacific	60 89	55	H	Loyola Chicago	67 72	115	H	Davidson	64 74
												136	H	Portland St.	87 69
												157	A	George Mason	64 58
												167	H	Missouri	59 56
												229	H	Kansas St.	67 74
												249	H	Denver	83 79
												266	A	Omaha	53 57

LAST 10 Division I															
229	H	Kansas St.	67 74	266	A	Omaha	53 57	3	A	Missouri St.	58 83				
167	H	Missouri	59 56					157	A	George Mason	64 58				
136	H	Portland St.	87 69	34	A	Pacific	60 89	55	H	Loyola Chicago	67 72				
				249	H	Denver	83 79	115	H	Davidson	64 74				

Non-Div I Games: Rockhurst 78 60

UMKC

■ Loss,
 ■ Non-Conf,
 ■ S Site,
 ■ H Home
 ■ A Away
 N Neutral

Average RPI Win:	329	WON-LOST	WINNING	LAST 10	STRENGTH OF	OPP. STRENGTH	TEAM	ADJ.	CONF.	ADJ CONF.
Average RPI Loss:	100	RECORD	PCT. RANK	GAMES	SCHEDULE	OF SCHEDULE	RPI	RPI	RPI	RPI
DIV. I ONLY	3- 8	264	3-7	171	203	248	248	27	27	
DIV. I NON-CONF.	3- 8	265	3-7	174	205	247	247	27	27	
TOTALS	RPI 1-25	RPI 26-50	W-L RECORDS	RPI 51-100	RPI 101-150	RPI 150+				
3- 8	0- 0	0- 1	OVERALL	0- 4	0- 1	3- 2				
1- 4	0- 0	0- 0	HOME	0- 1	0- 1	1- 2				
2- 4	0- 0	0- 1	AWAY	0- 3	0- 0	2- 0				
0- 0	0- 0	0- 0	NEUTRAL	0- 0	0- 0	0- 0				
3- 8	0- 0	0- 1	NON-CONFERENCE	0- 4	0- 1	3- 2				
1- 4	0- 0	0- 0	HOME	0- 1	0- 1	1- 2				
2- 4	0- 0	0- 1	AWAY	0- 3	0- 0	2- 0				
0- 0	0- 0	0- 0	NEUTRAL	0- 0	0- 0	0- 0				
0- 0	0- 0	0- 0	CONFERENCE	0- 0	0- 0	0- 0				
0- 0	0- 0	0- 0	HOME	0- 0	0- 0	0- 0				
0- 0	0- 0	0- 0	AWAY	0- 0	0- 0	0- 0				
0- 0	0- 0	0- 0	NEUTRAL	0- 0	0- 0	0- 0				

RPI	S	Opponent	Score	RPI	S	Opponent	Score	RPI	S	Opponent	Score	RPI	S	Opponent	Score	Team's RPI: 248
36	A	Kansas	44 79	59	A	Providence	38 63	135	H	Dartmouth	51 62	169	H	Cornell	56 70	
				67	A	Colgate	51 73	181	H	Massachusetts	58 74	312	A	Bryant	55 35	
				72	H	Yale	59 67	336	H	LIU Brooklyn	65 56	338	A	Central Conn. St.	56 54	
				80	A	Boston College	46 89									
LAST 10 Division I																
135	H	Dartmouth	51 62	338	A	Central Conn. St.	56 54									
336	H	LIU Brooklyn	65 56	312	A	Bryant	55 35									
36	A	Kansas	44 79	169	H	Cornell	56 70									
181	H	Massachusetts	58 74	59	A	Providence	38 63									
67	A	Colgate	51 73	72	H	Yale	59 67									

Non-Div I Games:

UMass Lowell

■ Loss,
 ■ Non-Conf,
 ■ S Site,
 ■ H Home
 ■ A Away
 N Neutral

UNC Asheville

Through Games Of Dec. 19, 2019

Average RPI Win:	313	WON-LOST	WINNING	LAST 10	STRENGTH OF	OPP. STRENGTH	TEAM	ADJ.	CONF.	ADJ CONF.
Average RPI Loss:	206	RECORD	PCT. RANK	GAMES	SCHEDULE	OF SCHEDULE	RPI	RPI	RPI	RPI
DIV. I ONLY	3- 2	120	3-2	347	303	298	298	30	30	
DIV. I NON-CONF.	3- 2	118	3-2	347	301	297	297	30	30	
TOTALS	RPI 1-25	RPI 26-50	W-L RECORDS	RPI 51-100	RPI 101-150	RPI 150+				
3- 2	0- 0	0- 0	OVERALL	0- 0	0- 1	3- 1				
1- 1	0- 0	0- 0	HOME	0- 0	0- 1	1- 0				
2- 1	0- 0	0- 0	AWAY	0- 0	0- 0	2- 1				
0- 0	0- 0	0- 0	NEUTRAL	0- 0	0- 0	0- 0				
3- 2	0- 0	0- 0	NON-CONFERENCE	0- 0	0- 1	3- 1				
1- 1	0- 0	0- 0	HOME	0- 0	0- 1	1- 0				
2- 1	0- 0	0- 0	AWAY	0- 0	0- 0	2- 1				
0- 0	0- 0	0- 0	NEUTRAL	0- 0	0- 0	0- 0				
0- 0	0- 0	0- 0	CONFERENCE	0- 0	0- 0	0- 0				
0- 0	0- 0	0- 0	HOME	0- 0	0- 0	0- 0				
0- 0	0- 0	0- 0	AWAY	0- 0	0- 0	0- 0				
0- 0	0- 0	0- 0	NEUTRAL	0- 0	0- 0	0- 0				

RPI 1-25			RPI 26-50			RPI 51-100			RPI 101+			Team's RPI: 298
RPI	S	Opponent	Score	RPI	S	Opponent	Score	RPI	S	Opponent	Score	
								125	H	UNC Greensboro	40	67
								264	A	ETSU	72	54
								286	A	Wofford	38	75
								326	A	Western Caro.	64	47
								349	H	South Carolina St.	82	51
LAST 10 Division I												
286	A	Wofford	38	75	125	H	UNC Greensboro	40	67			
349	H	South Carolina St.	82	51	264	A	ETSU	72	54			
					326	A	Western Caro.	64	47			

Non-Div I Games: Montreat 89 45 Lenoir-Rhyne 68 48

UNC Asheville

Loss, Non-Conf, S Site, H Home A Away N Neutral

Average RPI Win: 262		WON-LOST	WINNING	LAST 10	STRENGTH OF	OPP. STRENGTH	TEAM	ADJ.	CONF.	ADJ CONF.
Average RPI Loss: 119		RECORD	PCT. RANK	GAMES	SCHEDULE	OF SCHEDULE	RPI	RPI	RPI	RPI
DIV. I ONLY		6- 4	120	6-4	198	289	125	125	24	24
DIV. I NON-CONF.		6- 4	118	6-4	199	289	126	126	24	24
TOTALS	RPI 1-25	RPI 26-50		W-L RECORDS	RPI 51-100		RPI 101-150		RPI 150+	
6- 4	0- 0	0- 1		OVERALL	0- 0		0- 2		6- 1	
2- 1	0- 0	0- 1		HOME	0- 0		0- 0		2- 0	
4- 3	0- 0	0- 0		AWAY	0- 0		0- 2		4- 1	
0- 0	0- 0	0- 0		NEUTRAL	0- 0		0- 0		0- 0	
6- 4	0- 0	0- 1		NON-CONFERENCE	0- 0		0- 2		6- 1	
2- 1	0- 0	0- 1		HOME	0- 0		0- 0		2- 0	
4- 3	0- 0	0- 0		AWAY	0- 0		0- 2		4- 1	
0- 0	0- 0	0- 0		NEUTRAL	0- 0		0- 0		0- 0	
0- 0	0- 0	0- 0		CONFERENCE	0- 0		0- 0		0- 0	
0- 0	0- 0	0- 0		HOME	0- 0		0- 0		0- 0	
0- 0	0- 0	0- 0		AWAY	0- 0		0- 0		0- 0	
0- 0	0- 0	0- 0		NEUTRAL	0- 0		0- 0		0- 0	

RPI 1-25				RPI 26-50				RPI 51-100				RPI 101+				Team's RPI: 125	
RPI	S	Opponent	Score	RPI	S	Opponent	Score	RPI	S	Opponent	Score	RPI	S	Opponent	Score		
				43	H	Richmond	62 70					113	A	N.C. A&T	48 57		
												134	A	Coastal Caro.	54 63		
												172	A	Liberty	58 53		
												186	A	Campbell	64 72		
												196	A	Wake Forest	67 65		
												290	H	UMES	86 48		
												298	A	UNC Asheville	67 40		
												301	A	Col. of Charleston	69 56		
												316	H	Georgia St.	64 49		
LAST 10 Division I																	
				316	H	Georgia St.	64 49	301	A	Col. of Charleston	69 56						
				186	A	Campbell	64 72	113	A	N.C. A&T	48 57						
				298	A	UNC Asheville	67 40	134	A	Coastal Caro.	54 63						
				172	A	Liberty	58 53	196	A	Wake Forest	67 65						
				290	H	UMES	86 48	43	H	Richmond	62 70						

Non-Div I Games:	Erskine	106	44
------------------	---------	-----	----

UNC Greensboro

■ Loss, ■ Non-Conf, S Site, H Home A Away N Neutral

Average RPI Win:	309	WON-LOST	WINNING	LAST 10	STRENGTH OF	OPP. STRENGTH	TEAM	ADJ.	CONF.	ADJ CONF.
Average RPI Loss:	194	RECORD	PCT. RANK	GAMES	SCHEDULE	OF SCHEDULE	RPI	RPI	RPI	RPI
DIV. I ONLY	2- 6	271	2-6	212	348	300	300	20	20	
DIV. I NON-CONF.	2- 6	272	2-6	213	348	299	299	20	20	
TOTALS	RPI 1-25	RPI 26-50	W-L RECORDS	RPI 51-100	RPI 101-150	RPI 150+				
2- 6	0- 0	0- 1	OVERALL	0- 0	0- 1	2- 4				
1- 3	0- 0	0- 0	HOME	0- 0	0- 1	1- 2				
1- 3	0- 0	0- 1	AWAY	0- 0	0- 0	1- 2				
0- 0	0- 0	0- 0	NEUTRAL	0- 0	0- 0	0- 0				
2- 6	0- 0	0- 1	NON-CONFERENCE	0- 0	0- 1	2- 4				
1- 3	0- 0	0- 0	HOME	0- 0	0- 1	1- 2				
1- 3	0- 0	0- 1	AWAY	0- 0	0- 0	1- 2				
0- 0	0- 0	0- 0	NEUTRAL	0- 0	0- 0	0- 0				
0- 0	0- 0	0- 0	CONFERENCE	0- 0	0- 0	0- 0				
0- 0	0- 0	0- 0	HOME	0- 0	0- 0	0- 0				
0- 0	0- 0	0- 0	AWAY	0- 0	0- 0	0- 0				
0- 0	0- 0	0- 0	NEUTRAL	0- 0	0- 0	0- 0				

RPI	S	Opponent	Score	RPI	S	Opponent	Score	RPI	S	Opponent	Score	RPI	S	Opponent	Score	Team's RPI: 300
28	A	NC State	40	80								134	H	Coastal Caro.	43	62
												196	A	Wake Forest	55	65
												210	H	Kennesaw St.	56	58
												269	A	Presbyterian	70	60
												275	A	Longwood	58	59
												320	H	Winthrop	63	75
												349	H	South Carolina St.	84	46
LAST 10 Division I																
269	A	Presbyterian	70	60	320	H	Winthrop	63	75							
210	H	Kennesaw St.	56	58	134	H	Coastal Caro.	43	62							
349	H	South Carolina St.	84	46	196	A	Wake Forest	55	65							
275	A	Longwood	58	59												
28	A	NC State	40	80												

Non-Div I Games: Catawba 75 78 Mount Olive 75 67

UNCW

Loss, Non-Conf, S Site, H Home A Away N Neutral

Average RPI Win:	157	WON-LOST	WINNING	LAST 10	STRENGTH OF	OPP. STRENGTH	TEAM	ADJ.	CONF.	ADJ CONF.
Average RPI Loss:	29	RECORD	PCT. RANK	GAMES	SCHEDULE	OF SCHEDULE	RPI	RPI	RPI	RPI
DIV. I ONLY	6- 3	89	6-3	116	5	49	49	7	7	
DIV. I NON-CONF.	6- 3	88	6-3	115	5	49	49	7	7	
TOTALS	RPI 1-25	RPI 26-50	W-L RECORDS	RPI 51-100	RPI 101-150	RPI 150+				
6- 3	1- 2	0- 0	OVERALL	1- 1	1- 0	3- 0				
3- 0	1- 0	0- 0	HOME	1- 0	0- 0	1- 0				
3- 1	0- 1	0- 0	AWAY	0- 0	1- 0	2- 0				
0- 2	0- 1	0- 0	NEUTRAL	0- 1	0- 0	0- 0				
6- 3	1- 2	0- 0	NON-CONFERENCE	1- 1	1- 0	3- 0				
3- 0	1- 0	0- 0	HOME	1- 0	0- 0	1- 0				
3- 1	0- 1	0- 0	AWAY	0- 0	1- 0	2- 0				
0- 2	0- 1	0- 0	NEUTRAL	0- 1	0- 0	0- 0				
0- 0	0- 0	0- 0	CONFERENCE	0- 0	0- 0	0- 0				
0- 0	0- 0	0- 0	HOME	0- 0	0- 0	0- 0				
0- 0	0- 0	0- 0	AWAY	0- 0	0- 0	0- 0				
0- 0	0- 0	0- 0	NEUTRAL	0- 0	0- 0	0- 0				

RPI 1-25				RPI 26-50				Team's RPI: 49		RPI 51-100				RPI 101+			
RPI	S	Opponent	Score	RPI	S	Opponent	Score			RPI	S	Opponent	Score	RPI	S	Opponent	Score
7	A	Creighton	54 57							60	N	Alabama	77 87	142	A	Wichita St.	61 50
20	H	Iowa	88 66							81	H	IUPUI	51 50	167	A	Missouri	78 73
21	N	Ohio St.	46 64											266	A	Omaha	81 45
														268	H	North Dakota St.	95 63
LAST 10 Division I																	
		60	N	Alabama	77	87			81	H	IUPUI	51	50				
		20	H	Iowa	88	66			266	A	Omaha	81	45				
		167	A	Missouri	78	73			7	A	Creighton	54	57				
		142	A	Wichita St.	61	50			21	N	Ohio St.	46	64				
		268	H	North Dakota St.	95	63											

Non-Div I Games: Northwest Mo. St. 78 53

UNI

Average RPI Win:	234	WON-LOST	WINNING	LAST 10	STRENGTH OF	OPP. STRENGTH	TEAM	ADJ.	CONF.	ADJ CONF.
Average RPI Loss:	160	RECORD	PCT. RANK	GAMES	SCHEDULE	OF SCHEDULE	RPI	RPI	RPI	RPI
DIV. I ONLY	3- 7	251	3-7	180	280	273	273	22	22	
DIV. I NON-CONF.	3- 6	232	3-6	208	265	275	275	22	22	
TOTALS	RPI 1-25	RPI 26-50	W-L RECORDS	RPI 51-100	RPI 101-150	RPI 150+				
3- 7	0- 0	0- 1	OVERALL	1- 0	0- 1	2- 5				
2- 4	0- 0	0- 1	HOME	1- 0	0- 0	1- 3				
1- 3	0- 0	0- 0	AWAY	0- 0	0- 1	1- 2				
0- 0	0- 0	0- 0	NEUTRAL	0- 0	0- 0	0- 0				
3- 6	0- 0	0- 1	NON-CONFERENCE	1- 0	0- 1	2- 4				
2- 3	0- 0	0- 1	HOME	1- 0	0- 0	1- 2				
1- 3	0- 0	0- 0	AWAY	0- 0	0- 1	1- 2				
0- 0	0- 0	0- 0	NEUTRAL	0- 0	0- 0	0- 0				
0- 1	0- 0	0- 0	CONFERENCE	0- 0	0- 0	0- 1				
0- 1	0- 0	0- 0	HOME	0- 0	0- 0	0- 1				
0- 0	0- 0	0- 0	AWAY	0- 0	0- 0	0- 0				
0- 0	0- 0	0- 0	NEUTRAL	0- 0	0- 0	0- 0				

RPI S	Opponent	Score	RPI S	Opponent	Score	RPI S	Opponent	Score	RPI S	Opponent	Score	Team's RPI: 273
26	H Duke	45 57	71	H St. John's (NY)	79 75	102	A Southern California	54 75	162	H Fresno St.	66 72	
						171	A Southern Utah	68 72	194	H Elon	44 50	
						199	H Cal St. Fullerton	58 64	263	A Grand Canyon	51 53	
						282	A Pepperdine	69 44	349	H South Carolina St.	66 57	
LAST 10 Division I												
194	H Elon	44 50	263	A Grand Canyon	51 53							
349	H South Carolina St.	66 57	102	A Southern California	54 75							
171	A Southern Utah	68 72	282	A Pepperdine	69 44							
26	H Duke	45 57	162	H Fresno St.	66 72							
199	H Cal St. Fullerton	58 64	71	H St. John's (NY)	79 75							

Non-Div I Games:

UNLV

Average RPI Win:	341	WON-LOST	WINNING	LAST 10	STRENGTH OF	OPP. STRENGTH	TEAM	ADJ.	CONF.	ADJ CONF.
Average RPI Loss:	137	RECORD	PCT. RANK	GAMES	SCHEDULE	OF SCHEDULE	RPI	RPI	RPI	RPI
DIV. I ONLY	3- 4	204	3-4	335	186	308	308	30	30	
DIV. I NON-CONF.	3- 4	205	3-4	337	189	308	308	30	30	
TOTALS	RPI 1-25	RPI 26-50	W-L RECORDS	RPI 51-100	RPI 101-150	RPI 150+				
3- 4	0- 1	0- 0	OVERALL	0- 1	0- 0	3- 2				
3- 0	0- 0	0- 0	HOME	0- 0	0- 0	3- 0				
0- 4	0- 1	0- 0	AWAY	0- 1	0- 0	0- 2				
0- 0	0- 0	0- 0	NEUTRAL	0- 0	0- 0	0- 0				
3- 4	0- 1	0- 0	NON-CONFERENCE	0- 1	0- 0	3- 2				
3- 0	0- 0	0- 0	HOME	0- 0	0- 0	3- 0				
0- 4	0- 1	0- 0	AWAY	0- 1	0- 0	0- 2				
0- 0	0- 0	0- 0	NEUTRAL	0- 0	0- 0	0- 0				
0- 0	0- 0	0- 0	CONFERENCE	0- 0	0- 0	0- 0				
0- 0	0- 0	0- 0	HOME	0- 0	0- 0	0- 0				
0- 0	0- 0	0- 0	AWAY	0- 0	0- 0	0- 0				
0- 0	0- 0	0- 0	NEUTRAL	0- 0	0- 0	0- 0				

RPI 1-25				RPI 26-50				RPI 51-100				RPI 101+ Team's RPI: 308			
RPI	S	Opponent	Score	RPI	S	Opponent	Score	RPI	S	Opponent	Score	RPI	S	Opponent	Score
6	A	South Carolina	32 112					53	A	Georgia	53 67	216	A	Jacksonville	43 87
												272	A	East Carolina	48 69
												326	H	Western Caro.	70 62
												348	H	Florida A&M	74 61
												349	H	South Carolina St.	58 47
LAST 10 Division I															
272	A	East Carolina	48 69	349	H	South Carolina St.	58 47	53	A	Georgia	53 67	6	A	South Carolina	32 112
348	H	Florida A&M	74 61	53	A	Georgia	53 67	216	A	Jacksonville	43 87	326	H	Western Caro.	70 62

Non-Div I Games: Mars Hill 89 31 UNKNOWN 71 49

USC Upstate

Loss, Non-Conf, S Site, H Home A Away N Neutral

Average RPI Win:	231	WON-LOST	WINNING	LAST 10	STRENGTH OF	OPP. STRENGTH	TEAM	ADJ.	CONF.	ADJ CONF.
Average RPI Loss:	34	RECORD	PCT. RANK	GAMES	SCHEDULE	OF SCHEDULE	RPI	RPI	RPI	RPI
DIV. I ONLY	5- 5	164	5-5	66	52	89	89	25	25	
DIV. I NON-CONF.	5- 5	163	5-5	67	52	89	89	25	25	
TOTALS	RPI 1-25	RPI 26-50	W-L RECORDS	RPI 51-100	RPI 101-150	RPI 150+				
5- 5	0- 3	0- 0	OVERALL	1- 2	0- 0	4- 0				
2- 1	0- 0	0- 0	HOME	1- 1	0- 0	1- 0				
3- 1	0- 1	0- 0	AWAY	0- 0	0- 0	3- 0				
0- 3	0- 2	0- 0	NEUTRAL	0- 1	0- 0	0- 0				
5- 5	0- 3	0- 0	NON-CONFERENCE	1- 2	0- 0	4- 0				
2- 1	0- 0	0- 0	HOME	1- 1	0- 0	1- 0				
3- 1	0- 1	0- 0	AWAY	0- 0	0- 0	3- 0				
0- 3	0- 2	0- 0	NEUTRAL	0- 1	0- 0	0- 0				
0- 0	0- 0	0- 0	CONFERENCE	0- 0	0- 0	0- 0				
0- 0	0- 0	0- 0	HOME	0- 0	0- 0	0- 0				
0- 0	0- 0	0- 0	AWAY	0- 0	0- 0	0- 0				
0- 0	0- 0	0- 0	NEUTRAL	0- 0	0- 0	0- 0				

RPI 1-25				RPI 26-50				RPI 51-100				RPI 101+			
RPI	S	Opponent	Score	RPI	S	Opponent	Score	RPI	S	Opponent	Score	RPI	S	Opponent	Score
4	N	Louisville	67 76					56	N	Oklahoma St.	47 60	189	A	North Texas	68 49
9	A	Northwestern	47 74					78	H	Marist	57 73	229	A	Kansas St.	57 53
25	N	Oregon	54 91					94	H	Wright St.	68 62	305	A	Grambling	88 54
												340	H	Chicago St.	84 53
LAST 10 Division I															
78	H	Marist	57 73	56	N	Oklahoma St.	47 60								
9	A	Northwestern	47 74	25	N	Oregon	54 91								
94	H	Wright St.	68 62	4	N	Louisville	67 76								
189	A	North Texas	68 49	229	A	Kansas St.	57 53								
340	H	Chicago St.	84 53	305	A	Grambling	88 54								

Non-Div I Games:

UT Arlington

Average RPI Win:	207	WON-LOST	WINNING	LAST 10	STRENGTH OF	OPP. STRENGTH	TEAM	ADJ.	CONF.	ADJ CONF.
Average RPI Loss:	28	RECORD	PCT. RANK	GAMES	SCHEDULE	OF SCHEDULE	RPI	RPI	RPI	RPI
DIV. I ONLY	4- 6	212	4-6	68	13	146	146	19	19	
DIV. I NON-CONF.	4- 6	212	4-6	68	12	147	147	19	19	
TOTALS	RPI 1-25	RPI 26-50	W-L RECORDS	RPI 51-100	RPI 101-150	RPI 150+				
4- 6	0- 3	0- 2	OVERALL	1- 1	0- 0	3- 0				
4- 1	0- 1	0- 0	HOME	1- 0	0- 0	3- 0				
0- 5	0- 2	0- 2	AWAY	0- 1	0- 0	0- 0				
0- 0	0- 0	0- 0	NEUTRAL	0- 0	0- 0	0- 0				
4- 6	0- 3	0- 2	NON-CONFERENCE	1- 1	0- 0	3- 0				
4- 1	0- 1	0- 0	HOME	1- 0	0- 0	3- 0				
0- 5	0- 2	0- 2	AWAY	0- 1	0- 0	0- 0				
0- 0	0- 0	0- 0	NEUTRAL	0- 0	0- 0	0- 0				
0- 0	0- 0	0- 0	CONFERENCE	0- 0	0- 0	0- 0				
0- 0	0- 0	0- 0	HOME	0- 0	0- 0	0- 0				
0- 0	0- 0	0- 0	AWAY	0- 0	0- 0	0- 0				
0- 0	0- 0	0- 0	NEUTRAL	0- 0	0- 0	0- 0				

RPI 1-25				RPI 26-50				RPI 51-100				RPI 101+ Team's RPI: 146			
RPI	S	Opponent	Score	RPI	S	Opponent	Score	RPI	S	Opponent	Score	RPI	S	Opponent	Score
4	H	Louisville	63 71	27	A	Saint Louis	50 56	81	H	IUPUI	57 51	188	H	Samford	80 75
8	A	Gonzaga	55 78	33	A	Illinois St.	47 70	84	A	Southern Ill.	59 70	246	H	Chattanooga	78 51
10	A	Mississippi St.	46 82									311	H	Lipscomb	83 67
LAST 10 Division I															
4	H	Louisville	63 71	84	A	Southern Ill.	59 70	33	A	Illinois St.	47 70	81	H	IUPUI	57 51
311	H	Lipscomb	83 67	27	A	Saint Louis	50 56	8	A	Gonzaga	55 78	188	H	Samford	80 75
246	H	Chattanooga	78 51												
10	A	Mississippi St.	46 82												
27	A	Saint Louis	50 56												

Non-Div I Games:

UT Martin

■ Loss,
 ■ Non-Conf, S Site,
 ■ Home
 ■ Away
 N Neutral

UTEP				STRENGTH OF SCHEDULE	OPP. STRENGTH OF SCHEDULE	TEAM RPI	ADJ. RPI	CONF. RPI	ADJ CONF. RPI
Average RPI Win:	291	WON-LOST RECORD	WINNING PCT. RANK						
Average RPI Loss:	124		LAST 10 GAMES						
DIV. I ONLY	7- 3	75	7-3	286	272	207	207	14	14
DIV. I NON-CONF.	7- 3	75	7-3	288	273	207	207	14	14

TOTALS	RPI 1-25	RPI 26-50	W-L RECORDS	RPI 51-100	RPI 101-150	RPI 150+			
7- 3	0- 0	0- 0	OVERALL	0- 1	0- 1	7- 1			
6- 2	0- 0	0- 0	HOME	0- 1	0- 1	6- 0			
1- 1	0- 0	0- 0	AWAY	0- 0	0- 0	1- 1			
0- 0	0- 0	0- 0	NEUTRAL	0- 0	0- 0	0- 0			
7- 3	0- 0	0- 0	NON-CONFERENCE	0- 1	0- 1	7- 1			
6- 2	0- 0	0- 0	HOME	0- 1	0- 1	6- 0			
1- 1	0- 0	0- 0	AWAY	0- 0	0- 0	1- 1			
0- 0	0- 0	0- 0	NEUTRAL	0- 0	0- 0	0- 0			
0- 0	0- 0	0- 0	CONFERENCE	0- 0	0- 0	0- 0			
0- 0	0- 0	0- 0	HOME	0- 0	0- 0	0- 0			
0- 0	0- 0	0- 0	AWAY	0- 0	0- 0	0- 0			
0- 0	0- 0	0- 0	NEUTRAL	0- 0	0- 0	0- 0			

RPI 1-25				RPI 26-50				RPI 51-100				RPI 101+				Team's RPI: 207	
RPI	S	Opponent	Score	RPI	S	Opponent	Score	RPI	S	Opponent	Score	RPI	S	Opponent	Score		
								58	H	Arizona	43	54	148	H	New Mexico	78	93
												166	A	SMU	56	60	
												254	H	UC Riverside	63	50	
												256	H	Weber St.	70	51	
												260	H	Western Mich.	76	46	
												315	A	New Mexico St.	63	57	
												315	H	New Mexico St.	65	45	
												316	H	Georgia St.	71	68	
												319	H	Alcorn	92	47	
LAST 10 Division I																	
166	A	SMU	56	60	316	H	Georgia St.	71	68								
58	H	Arizona	43	54	260	H	Western Mich.	76	46								
256	H	Weber St.	70	51	315	H	New Mexico St.	65	45								
315	A	New Mexico St.	63	57	148	H	New Mexico	78	93								
254	H	UC Riverside	63	50	319	H	Alcorn	92	47								

Non-Div I Games:

UTEP

Average RPI Win:	345	WON-LOST	WINNING	LAST 10	STRENGTH OF	OPP. STRENGTH	TEAM	ADJ.	CONF.	ADJ CONF.
Average RPI Loss:	145	RECORD	PCT. RANK	GAMES	SCHEDULE	OF SCHEDULE	RPI	RPI	RPI	RPI
DIV. I ONLY	1- 5	311	1-5	293	300	339	339	32	32	
DIV. I NON-CONF.	1- 5	310	1-5	294	298	339	339	32	32	
TOTALS	RPI 1-25	RPI 26-50	W-L RECORDS	RPI 51-100	RPI 101-150	RPI 150+				
1- 5	0- 0	0- 0	OVERALL	0- 1	0- 2	1- 2				
1- 2	0- 0	0- 0	HOME	0- 1	0- 0	1- 1				
0- 3	0- 0	0- 0	AWAY	0- 0	0- 2	0- 1				
0- 0	0- 0	0- 0	NEUTRAL	0- 0	0- 0	0- 0				
1- 5	0- 0	0- 0	NON-CONFERENCE	0- 1	0- 2	1- 2				
1- 2	0- 0	0- 0	HOME	0- 1	0- 0	1- 1				
0- 3	0- 0	0- 0	AWAY	0- 0	0- 2	0- 1				
0- 0	0- 0	0- 0	NEUTRAL	0- 0	0- 0	0- 0				
0- 0	0- 0	0- 0	CONFERENCE	0- 0	0- 0	0- 0				
0- 0	0- 0	0- 0	HOME	0- 0	0- 0	0- 0				
0- 0	0- 0	0- 0	AWAY	0- 0	0- 0	0- 0				
0- 0	0- 0	0- 0	NEUTRAL	0- 0	0- 0	0- 0				

RPI 1-25				RPI 26-50				RPI 51-100				RPI 101+				Team's RPI: 339	
RPI	S	Opponent	Score	RPI	S	Opponent	Score	RPI	S	Opponent	Score	RPI	S	Opponent	Score		
								54	H	Texas Southern	44	71	102	A	Southern California	43	80
												123	A	Texas	69	85	
												224	A	A&M-Corpus Christi	50	61	
												224	H	A&M-Corpus Christi	54	59	
												345	H	UTSA	75	64	
LAST 10 Division I																	
				102	A	Southern California	43	80	224	A	A&M-Corpus Christi	50	61				
				224	H	A&M-Corpus Christi	54	59	123	A	Texas	69	85				
				345	H	UTSA	75	64	54	H	Texas Southern	44	71				

Non-Div I Games: Tex. A&M Int'l 72 56 Tex. A&M-Kingsville 66 45 Texas Lutheran 98 46 Minot St. 75 56

UTRGV

Loss, Non-Conf, S Site, H Home A Away N Neutral

Average RPI Win:	350	WON-LOST	WINNING	LAST 10	STRENGTH OF	OPP. STRENGTH	TEAM	ADJ.	CONF.	ADJ CONF.
Average RPI Loss:	195	RECORD	PCT. RANK	GAMES	SCHEDULE	OF SCHEDULE	RPI	RPI	RPI	RPI
DIV. I ONLY	1- 6	313	1-6	332	308	345	345	14	14	
DIV. I NON-CONF.	1- 6	313	1-6	334	306	345	345	14	14	
TOTALS	RPI 1-25	RPI 26-50	W-L RECORDS	RPI 51-100	RPI 101-150	RPI 150+				
1- 6	0- 0	0- 0	OVERALL	0- 0	0- 1	1- 5				
1- 1	0- 0	0- 0	HOME	0- 0	0- 0	1- 1				
0- 4	0- 0	0- 0	AWAY	0- 0	0- 1	0- 3				
0- 1	0- 0	0- 0	NEUTRAL	0- 0	0- 0	0- 1				
1- 6	0- 0	0- 0	NON-CONFERENCE	0- 0	0- 1	1- 5				
1- 1	0- 0	0- 0	HOME	0- 0	0- 0	1- 1				
0- 4	0- 0	0- 0	AWAY	0- 0	0- 1	0- 3				
0- 1	0- 0	0- 0	NEUTRAL	0- 0	0- 0	0- 1				
0- 0	0- 0	0- 0	CONFERENCE	0- 0	0- 0	0- 0				
0- 0	0- 0	0- 0	HOME	0- 0	0- 0	0- 0				
0- 0	0- 0	0- 0	AWAY	0- 0	0- 0	0- 0				
0- 0	0- 0	0- 0	NEUTRAL	0- 0	0- 0	0- 0				

RPI 1-25				RPI 26-50				RPI 51-100				RPI 101+				Team's RPI: 345	
RPI	S	Opponent	Score	RPI	S	Opponent	Score	RPI	S	Opponent	Score	RPI	S	Opponent	Score		
												123	A	Texas	53	84	
												156	A	Hawaii	50	62	
												176	A	Texas St.	69	74	
												182	H	Sam Houston St.	77	81	
												191	N	Utah	45	91	
												339	A	UTRGV	64	75	
												350	H	Incarnate Word	63	56	
LAST 10 Division I																	
				339	A	UTRGV	64	75	182	H	Sam Houston St.	77	81				
				191	N	Utah	45	91	176	A	Texas St.	69	74				
				156	A	Hawaii	50	62									
				123	A	Texas	53	84									
				350	H	Incarnate Word	63	56									

Non-Div I Games: Southwest (NM) 79 62 Concordia (TX) 73 44

UTSA

Loss, Non-Conf, S Site, H Home A Away N Neutral

Average RPI Win:	215	WON-LOST	WINNING	LAST 10	STRENGTH OF	OPP. STRENGTH	TEAM	ADJ.	CONF.	ADJ CONF.
Average RPI Loss:	117	RECORD	PCT. RANK	GAMES	SCHEDULE	OF SCHEDULE	RPI	RPI	RPI	RPI
DIV. I ONLY	6- 4	120	6-4	278	90	191	191	1	1	
DIV. I NON-CONF.	6- 4	118	6-4	279	88	190	190	1	1	
TOTALS	RPI 1-25	RPI 26-50	W-L RECORDS	RPI 51-100	RPI 101-150	RPI 150+				
6- 4	0- 1	0- 0	OVERALL	1- 1	1- 1	4- 1				
3- 2	0- 1	0- 0	HOME	0- 1	0- 0	3- 0				
1- 2	0- 0	0- 0	AWAY	0- 0	1- 1	0- 1				
2- 0	0- 0	0- 0	NEUTRAL	1- 0	0- 0	1- 0				
6- 4	0- 1	0- 0	NON-CONFERENCE	1- 1	1- 1	4- 1				
3- 2	0- 1	0- 0	HOME	0- 1	0- 0	3- 0				
1- 2	0- 0	0- 0	AWAY	0- 0	1- 1	0- 1				
2- 0	0- 0	0- 0	NEUTRAL	1- 0	0- 0	1- 0				
0- 0	0- 0	0- 0	CONFERENCE	0- 0	0- 0	0- 0				
0- 0	0- 0	0- 0	HOME	0- 0	0- 0	0- 0				
0- 0	0- 0	0- 0	AWAY	0- 0	0- 0	0- 0				
0- 0	0- 0	0- 0	NEUTRAL	0- 0	0- 0	0- 0				

RPI 1-25				RPI 26-50				RPI 51-100				RPI 101+				Team's RPI: 191
RPI	S	Opponent	Score	RPI	S	Opponent	Score	RPI	S	Opponent	Score	RPI	S	Opponent	Score	
19	H	South Dakota	81 84					54	N	Texas Southern	61 52	119	A	BYU	77 73	
								59	H	Providence	60 67	130	A	Cincinnati	62 68	
												222	H	Oral Roberts	78 58	
												223	H	Eastern Wash.	87 49	
												261	A	Xavier	63 70	
												324	H	Nevada	68 62	
												345	N	UTSA	91 45	
LAST 10 Division I																
				54	N	Texas Southern	61 52	59	H	Providence	60 67					
				223	H	Eastern Wash.	87 49	324	H	Nevada	68 62					
				19	H	South Dakota	81 84	222	H	Oral Roberts	78 58					
				261	A	Xavier	63 70	119	A	BYU	77 73					
				130	A	Cincinnati	62 68	345	N	UTSA	91 45					

Non-Div I Games:

Utah

Average RPI Win:	265	WON-LOST	WINNING	LAST 10	STRENGTH OF	OPP. STRENGTH	TEAM	ADJ.	CONF.	ADJ CONF.
Average RPI Loss:	129	RECORD	PCT. RANK	GAMES	SCHEDULE	OF SCHEDULE	RPI	RPI	RPI	RPI
DIV. I ONLY	4- 7	229	4-6	123	242	203	203	22	22	
DIV. I NON-CONF.	4- 5	190	4-4	150	188	174	174	22	22	
TOTALS	RPI 1-25	RPI 26-50	W-L RECORDS	RPI 51-100	RPI 101-150	RPI 150+				
4- 7	0- 2	0- 0	OVERALL	0- 0	0- 1	4- 4				
3- 2	0- 0	0- 0	HOME	0- 0	0- 0	3- 2				
1- 5	0- 2	0- 0	AWAY	0- 0	0- 1	1- 2				
0- 0	0- 0	0- 0	NEUTRAL	0- 0	0- 0	0- 0				
4- 5	0- 2	0- 0	NON-CONFERENCE	0- 0	0- 1	4- 2				
3- 1	0- 0	0- 0	HOME	0- 0	0- 0	3- 1				
1- 4	0- 2	0- 0	AWAY	0- 0	0- 1	1- 1				
0- 0	0- 0	0- 0	NEUTRAL	0- 0	0- 0	0- 0				
0- 2	0- 0	0- 0	CONFERENCE	0- 0	0- 0	0- 2				
0- 1	0- 0	0- 0	HOME	0- 0	0- 0	0- 1				
0- 1	0- 0	0- 0	AWAY	0- 0	0- 0	0- 1				
0- 0	0- 0	0- 0	NEUTRAL	0- 0	0- 0	0- 0				

RPI 1-25				RPI 26-50				RPI 51-100				RPI 101+ Team's RPI: 203			
RPI	S	Opponent	Score	RPI	S	Opponent	Score	RPI	S	Opponent	Score	RPI	S	Opponent	Score
5	A	Oregon St.	46 75									119	A	BYU	50 67
25	A	Oregon	52 109									162	A	Fresno St.	64 76
												170	H	Portland	64 70
												189	H	North Texas	66 55
												199	A	Cal St. Fullerton	62 83
												221	H	San Jose St.	61 76
												250	A	Long Beach St.	56 48
												277	H	Idaho St.	69 61
												343	H	Seattle U	70 63
LAST 10 Division I															
				119	A	BYU	50 67	277	H	Idaho St.	69 61				
				199	A	Cal St. Fullerton	62 83	189	H	North Texas	66 55				
				250	A	Long Beach St.	56 48	5	A	Oregon St.	46 75				
				25	A	Oregon	52 109	162	A	Fresno St.	64 76				
				343	H	Seattle U	70 63	221	H	San Jose St.	61 76				

Non-Div I Games: Dixie St. 61 49

Utah St.

Utah Valley

Through Games Of Dec. 19, 2019

Average RPI Win:	0	WON-LOST	WINNING	LAST 10	STRENGTH OF	OPP. STRENGTH	TEAM	ADJ.	CONF.	ADJ CONF.
Average RPI Loss:	214	RECORD	PCT. RANK	GAMES	SCHEDULE	OF SCHEDULE	RPI	RPI	RPI	RPI
DIV. I ONLY	0- 9	336	0-9	330	222	347	347	32	32	
DIV. I NON-CONF.	0- 9	336	0-9	331	224	347	347	32	32	
TOTALS	RPI 1-25	RPI 26-50	W-L RECORDS	RPI 51-100	RPI 101-150	RPI 150+				
0- 9	0- 0	0- 0	OVERALL	0- 1	0- 1	0- 7				
0- 4	0- 0	0- 0	HOME	0- 0	0- 0	0- 4				
0- 5	0- 0	0- 0	AWAY	0- 1	0- 1	0- 3				
0- 0	0- 0	0- 0	NEUTRAL	0- 0	0- 0	0- 0				
0- 9	0- 0	0- 0	NON-CONFERENCE	0- 1	0- 1	0- 7				
0- 4	0- 0	0- 0	HOME	0- 0	0- 0	0- 4				
0- 5	0- 0	0- 0	AWAY	0- 1	0- 1	0- 3				
0- 0	0- 0	0- 0	NEUTRAL	0- 0	0- 0	0- 0				
0- 0	0- 0	0- 0	CONFERENCE	0- 0	0- 0	0- 0				
0- 0	0- 0	0- 0	HOME	0- 0	0- 0	0- 0				
0- 0	0- 0	0- 0	AWAY	0- 0	0- 0	0- 0				
0- 0	0- 0	0- 0	NEUTRAL	0- 0	0- 0	0- 0				

RPI 1-25			RPI 26-50			RPI 51-100			RPI 101+			Team's RPI: 347
RPI	S	Opponent	Score	RPI	S	Opponent	Score	RPI	S	Opponent	Score	
						66 A Boise St.	69 77			119 A BYU	57 71	
										168 H Montana	52 63	
										171 H Southern Utah	58 71	
										254 A UC Riverside	53 67	
										256 A Weber St.	46 72	
										277 H Idaho St.	61 88	
										294 A UC Santa Barbara	51 59	
										324 H Nevada	57 60	
LAST 10 Division I												
254	A	UC Riverside	53 67	256	A	Weber St.	46 72					
324	H	Nevada	57 60	119	A	BYU	57 71					
171	H	Southern Utah	58 71	168	H	Montana	52 63					
294	A	UC Santa Barbara	51 59	277	H	Idaho St.	61 88					
				66	A	Boise St.	69 77					

Non-Div I Games: Antelope Valley 77 61

Utah Valley

■ Loss,
 ■ Non-Conf,
 ■ S Site,
 ■ H Home
 ■ A Away
 N Neutral

Average RPI Win:	219	WON-LOST	WINNING	LAST 10	STRENGTH OF	OPP. STRENGTH	TEAM	ADJ.	CONF.	ADJ CONF.
Average RPI Loss:	124	RECORD	PCT. RANK	GAMES	SCHEDULE	OF SCHEDULE	RPI	RPI	RPI	RPI
DIV. I ONLY	4- 7	229	3-7	109	182	200	200	10	10	
DIV. I NON-CONF.	4- 7	229	3-7	109	184	201	201	10	10	
TOTALS	RPI 1-25	RPI 26-50	W-L RECORDS	RPI 51-100	RPI 101-150	RPI 150+				
4- 7	0- 0	0- 0	OVERALL	1- 3	0- 2	3- 2				
3- 2	0- 0	0- 0	HOME	1- 0	0- 1	2- 1				
0- 5	0- 0	0- 0	AWAY	0- 3	0- 1	0- 1				
1- 0	0- 0	0- 0	NEUTRAL	0- 0	0- 0	1- 0				
4- 7	0- 0	0- 0	NON-CONFERENCE	1- 3	0- 2	3- 2				
3- 2	0- 0	0- 0	HOME	1- 0	0- 1	2- 1				
0- 5	0- 0	0- 0	AWAY	0- 3	0- 1	0- 1				
1- 0	0- 0	0- 0	NEUTRAL	0- 0	0- 0	1- 0				
0- 0	0- 0	0- 0	CONFERENCE	0- 0	0- 0	0- 0				
0- 0	0- 0	0- 0	HOME	0- 0	0- 0	0- 0				
0- 0	0- 0	0- 0	AWAY	0- 0	0- 0	0- 0				
0- 0	0- 0	0- 0	NEUTRAL	0- 0	0- 0	0- 0				

RPI	S	Opponent	Score	RPI	S	Opponent	Score	RPI	S	Opponent	Score	RPI	S	Opponent	Score	Team's RPI: 200
61	H	Old Dominion	62 49	62	A	South Fla.	55 77	128	A	South Fla.	55 77	130	H	Cincinnati	56 58	
68	A	Seton Hall	33 53	179	H	William & Mary	55 69	198	A	Southern Miss.	39 51	266	N	Omaha	74 66	
80	A	Boston College	52 87	272	H	East Carolina	53 40	278	H	Appalachian St.	66 38					
82	A	Middle Tenn.	63 86													
LAST 10 Division I																
82	A	Middle Tenn.	63 86	61	H	Old Dominion	62 49									
80	A	Boston College	52 87	179	H	William & Mary	55 69									
272	H	East Carolina	53 40	130	H	Cincinnati	56 58									
128	A	South Fla.	55 77	198	A	Southern Miss.	39 51									
68	A	Seton Hall	33 53	266	N	Omaha	74 66									

Non-Div I Games:

VCU

Valparaiso

Through Games Of Dec. 19, 2019

Average RPI Win:	260	WON-LOST	WINNING	LAST 10	STRENGTH OF	OPP. STRENGTH	TEAM	ADJ.	CONF.	ADJ CONF.
Average RPI Loss:	42	RECORD	PCT. RANK	GAMES	SCHEDULE	OF SCHEDULE	RPI	RPI	RPI	RPI
DIV. I ONLY	6- 3	89	6-3	303	45	147	147	7	7	
DIV. I NON-CONF.	6- 3	88	6-3	304	46	148	148	7	7	
TOTALS	RPI 1-25	RPI 26-50	W-L RECORDS	RPI 51-100	RPI 101-150	RPI 150+				
6- 3	0- 2	0- 0	OVERALL	1- 1	0- 0	5- 0				
3- 0	0- 0	0- 0	HOME	1- 0	0- 0	2- 0				
3- 2	0- 1	0- 0	AWAY	0- 1	0- 0	3- 0				
0- 1	0- 1	0- 0	NEUTRAL	0- 0	0- 0	0- 0				
6- 3	0- 2	0- 0	NON-CONFERENCE	1- 1	0- 0	5- 0				
3- 0	0- 0	0- 0	HOME	1- 0	0- 0	2- 0				
3- 2	0- 1	0- 0	AWAY	0- 1	0- 0	3- 0				
0- 1	0- 1	0- 0	NEUTRAL	0- 0	0- 0	0- 0				
0- 0	0- 0	0- 0	CONFERENCE	0- 0	0- 0	0- 0				
0- 0	0- 0	0- 0	HOME	0- 0	0- 0	0- 0				
0- 0	0- 0	0- 0	AWAY	0- 0	0- 0	0- 0				
0- 0	0- 0	0- 0	NEUTRAL	0- 0	0- 0	0- 0				

RPI 1-25			RPI 26-50			RPI 51-100			RPI 101+			Team's RPI: 147
RPI	S	Opponent	Score	RPI	S	Opponent	Score	RPI	S	Opponent	Score	
9	A	Northwestern	48 69					252	A	Toledo	61 54	
21	N	Ohio St.	38 89					268	A	North Dakota St.	66 54	
								295	H	Morehead St.	55 53	
								322	A	Detroit Mercy	77 58	
								325	H	UIC	63 37	
LAST 10 Division I												
295	H	Morehead St.	55 53	325	H	UIC	63 37					
95	A	North Dakota	63 65	322	A	Detroit Mercy	77 58					
268	A	North Dakota St.	66 54	252	A	Toledo	61 54					
21	N	Ohio St.	38 89	96	H	Bowling Green	95 90					
				9	A	Northwestern	48 69					

Non-Div I Games:

Valparaiso

■ Loss,
■ Non-Conf,
■ S Site,
■ H Home
■ A Away
N Neutral

Vanderbilt

Through Games Of Dec. 19, 2019

Average RPI Win:	219	WON-LOST	WINNING	LAST 10	STRENGTH OF	OPP. STRENGTH	TEAM	ADJ.	CONF.	ADJ CONF.
Average RPI Loss:	35	RECORD	PCT. RANK	GAMES	SCHEDULE	OF SCHEDULE	RPI	RPI	RPI	RPI
DIV. I ONLY	7- 3	75	7-3	73	217	88	88	4	4	
DIV. I NON-CONF.	7- 3	75	7-3	72	218	88	88	4	4	
TOTALS	RPI 1-25	RPI 26-50	W-L RECORDS	RPI 51-100	RPI 101-150	RPI 150+				
7- 3	0- 1	1- 1	OVERALL	0- 1	1- 0	5- 0				
6- 1	0- 1	1- 0	HOME	0- 0	1- 0	4- 0				
1- 0	0- 0	0- 0	AWAY	0- 0	0- 0	1- 0				
0- 2	0- 0	0- 1	NEUTRAL	0- 1	0- 0	0- 0				
7- 3	0- 1	1- 1	NON-CONFERENCE	0- 1	1- 0	5- 0				
6- 1	0- 1	1- 0	HOME	0- 0	1- 0	4- 0				
1- 0	0- 0	0- 0	AWAY	0- 0	0- 0	1- 0				
0- 2	0- 0	0- 1	NEUTRAL	0- 1	0- 0	0- 0				
0- 0	0- 0	0- 0	CONFERENCE	0- 0	0- 0	0- 0				
0- 0	0- 0	0- 0	HOME	0- 0	0- 0	0- 0				
0- 0	0- 0	0- 0	AWAY	0- 0	0- 0	0- 0				
0- 0	0- 0	0- 0	NEUTRAL	0- 0	0- 0	0- 0				

RPI 1-25				RPI 26-50				RPI 51-100				RPI 101+			
RPI	S	Opponent	Score	RPI	S	Opponent	Score	RPI	S	Opponent	Score	RPI	S	Opponent	Score
1	H	UConn	51 64	27	H	Saint Louis	62 50	68	N	Seton Hall	65 69	110	H	Furman	74 46
				35	N	Rutgers	56 62					185	H	Eastern Ky.	75 69
												242	H	Tennessee Tech	75 61
												299	H	Radford	80 46
												331	A	Tennessee St.	106 55
												342	H	Jacksonville St.	88 66
LAST 10 Division I															
185	H	Eastern Ky.	75 69	68	N	Seton Hall	65 69								
242	H	Tennessee Tech	75 61	35	N	Rutgers	56 62								
1	H	UConn	51 64	331	A	Tennessee St.	106 55								
299	H	Radford	80 46	110	H	Furman	74 46								
342	H	Jacksonville St.	88 66	27	H	Saint Louis	62 50								

Non-Div I Games:

Vanderbilt

Loss, Non-Conf, S Site, H Home A Away N Neutral

Average RPI Win:	297	WON-LOST	WINNING	LAST 10	STRENGTH OF	OPP. STRENGTH	TEAM	ADJ.	CONF.	ADJ CONF.
Average RPI Loss:	123	RECORD	PCT. RANK	GAMES	SCHEDULE	OF SCHEDULE	RPI	RPI	RPI	RPI
DIV. I ONLY	4- 6	212	4-6	177	278	255	255	27	27	
DIV. I NON-CONF.	4- 6	212	4-6	179	279	254	254	27	27	
TOTALS	RPI 1-25	RPI 26-50	W-L RECORDS	RPI 51-100	RPI 101-150	RPI 150+				
4- 6	0- 0	0- 1	OVERALL	0- 1	0- 2	4- 2				
4- 2	0- 0	0- 0	HOME	0- 0	0- 0	4- 2				
0- 4	0- 0	0- 1	AWAY	0- 1	0- 2	0- 0				
0- 0	0- 0	0- 0	NEUTRAL	0- 0	0- 0	0- 0				
4- 6	0- 0	0- 1	NON-CONFERENCE	0- 1	0- 2	4- 2				
4- 2	0- 0	0- 0	HOME	0- 0	0- 0	4- 2				
0- 4	0- 0	0- 1	AWAY	0- 1	0- 2	0- 0				
0- 0	0- 0	0- 0	NEUTRAL	0- 0	0- 0	0- 0				
0- 0	0- 0	0- 0	CONFERENCE	0- 0	0- 0	0- 0				
0- 0	0- 0	0- 0	HOME	0- 0	0- 0	0- 0				
0- 0	0- 0	0- 0	AWAY	0- 0	0- 0	0- 0				
0- 0	0- 0	0- 0	NEUTRAL	0- 0	0- 0	0- 0				

RPI 1-25				RPI 26-50				RPI 51-100				RPI 101+				Team's RPI: 255	
RPI	S	Opponent	Score	RPI	S	Opponent	Score	RPI	S	Opponent	Score	RPI	S	Opponent	Score		
				41	A	Minnesota	58 90	55	A	Loyola Chicago	76 78	124	A	Rhode Island	74 77		
												135	A	Dartmouth	55 72		
												181	H	Massachusetts	49 83		
												201	H	Saint Francis (PA)	69 73		
												234	H	Navy	64 56		
												309	H	NJIT	65 59		
												312	H	Bryant	71 66		
												334	H	Canisius	76 53		
LAST 10 Division I																	
				309	H	NJIT	65 59	201	H	Saint Francis (PA)	69 73						
				334	H	Canisius	76 53	181	H	Massachusetts	49 83						
				41	A	Minnesota	58 90	124	A	Rhode Island	74 77						
				55	A	Loyola Chicago	76 78	234	H	Navy	64 56						
				135	A	Dartmouth	55 72	312	H	Bryant	71 66						

Non-Div I Games: Norwich 86 40

Vermont

Villanova

Through Games Of Dec. 19, 2019

Average RPI Win:	160	WON-LOST	WINNING	LAST 10	STRENGTH OF	OPP. STRENGTH	TEAM	ADJ.	CONF.	ADJ CONF.
Average RPI Loss:	105	RECORD	PCT. RANK	GAMES	SCHEDULE	OF SCHEDULE	RPI	RPI	RPI	RPI
DIV. I ONLY	4- 5	190	4-5	125	36	143	143	6	6	
DIV. I NON-CONF.	4- 5	190	4-5	122	37	144	144	6	6	
TOTALS	RPI 1-25	RPI 26-50	W-L RECORDS	RPI 51-100	RPI 101-150	RPI 150+				
4- 5	0- 0	0- 0	OVERALL	1- 4	0- 0	3- 1				
2- 2	0- 0	0- 0	HOME	0- 2	0- 0	2- 0				
2- 3	0- 0	0- 0	AWAY	1- 2	0- 0	1- 1				
0- 0	0- 0	0- 0	NEUTRAL	0- 0	0- 0	0- 0				
4- 5	0- 0	0- 0	NON-CONFERENCE	1- 4	0- 0	3- 1				
2- 2	0- 0	0- 0	HOME	0- 2	0- 0	2- 0				
2- 3	0- 0	0- 0	AWAY	1- 2	0- 0	1- 1				
0- 0	0- 0	0- 0	NEUTRAL	0- 0	0- 0	0- 0				
0- 0	0- 0	0- 0	CONFERENCE	0- 0	0- 0	0- 0				
0- 0	0- 0	0- 0	HOME	0- 0	0- 0	0- 0				
0- 0	0- 0	0- 0	AWAY	0- 0	0- 0	0- 0				
0- 0	0- 0	0- 0	NEUTRAL	0- 0	0- 0	0- 0				

RPI 1-25			RPI 26-50			RPI 51-100			RPI 101+			Team's RPI: 143
RPI	S	Opponent	Score	RPI	S	Opponent	Score	RPI	S	Opponent	Score	
						53	A Georgia	63 58	159	A Fordham	73 66	
						62	A Drexel	52 54	180	H Saint Joseph's	60 44	
						64	A Temple	69 74	243	A American	54 76	
						65	H James Madison	52 56	247	H Manhattan	63 51	
						90	H George Washington	56 68				
LAST 10 Division I												
64	A	Temple	69 74	62	A	Drexel	52 54					
180	H	Saint Joseph's	60 44	53	A	Georgia	63 58					
65	H	James Madison	52 56	247	H	Manhattan	63 51					
90	H	George Washington	56 68	159	A	Fordham	73 66					
				243	A	American	54 76					

Non-Div I Games:

Villanova

Loss, Non-Conf, S Site, H Home A Away N Neutral

Average RPI Win: 117		WON-LOST	WINNING	LAST 10	STRENGTH OF	OPP. STRENGTH	TEAM	ADJ.	CONF.	ADJ CONF.
Average RPI Loss: 40		RECORD	PCT. RANK	GAMES	SCHEDULE	OF SCHEDULE	RPI	RPI	RPI	RPI
DIV. I ONLY		4- 5	190	4-5	1	154	22	22	3	3
DIV. I NON-CONF.		4- 5	190	4-5	1	154	22	22	3	3
TOTALS		RPI 1-25	RPI 26-50	W-L RECORDS		RPI 51-100	RPI 101-150	RPI 150+		
4- 5	0- 2	0- 2		OVERALL		2- 0	1- 1	1- 0		
3- 2	0- 1	0- 1		HOME		2- 0	1- 0	0- 0		
1- 3	0- 1	0- 1		AWAY		0- 0	0- 1	1- 0		
0- 0	0- 0	0- 0		NEUTRAL		0- 0	0- 0	0- 0		
4- 5	0- 2	0- 2		NON-CONFERENCE		2- 0	1- 1	1- 0		
3- 2	0- 1	0- 1		HOME		2- 0	1- 0	0- 0		
1- 3	0- 1	0- 1		AWAY		0- 0	0- 1	1- 0		
0- 0	0- 0	0- 0		NEUTRAL		0- 0	0- 0	0- 0		
0- 0	0- 0	0- 0		CONFERENCE		0- 0	0- 0	0- 0		
0- 0	0- 0	0- 0		HOME		0- 0	0- 0	0- 0		
0- 0	0- 0	0- 0		AWAY		0- 0	0- 0	0- 0		
0- 0	0- 0	0- 0		NEUTRAL		0- 0	0- 0	0- 0		

RPI 1-25				RPI 26-50				RPI 51-100				RPI 101+			
RPI	S	Opponent	Score	RPI	S	Opponent	Score	RPI	S	Opponent	Score	RPI	S	Opponent	Score
1	A	UConn	44 83	35	A	Rutgers	63 73	61	H	Old Dominion	56 53	102	A	Southern California	49 59
17	H	UCLA	62 73	47	H	Kentucky	47 50	65	H	James Madison	55 49	103	H	Bucknell	84 60
												238	A	CSUN	72 47
LAST 10 Division I															
35	A	Rutgers	63 73	61	H	Old Dominion	56 53	1	A	UConn	44 83				
17	H	UCLA	62 73	47	H	Kentucky	47 50	238	A	CSUN	72 47				
65	H	James Madison	55 49	102	A	Southern California	49 59								
103	H	Bucknell	84 60												

Non-Div I Games:

Virginia

■ Loss,
 ■ Non-Conf, S Site,
 ■ Home
 ■ Away
 N Neutral

Average RPI Win:	155	WON-LOST	WINNING	LAST 10	STRENGTH OF	OPP. STRENGTH	TEAM	ADJ.	CONF.	ADJ CONF.
Average RPI Loss:	53	RECORD	PCT. RANK	GAMES	SCHEDULE	OF SCHEDULE	RPI	RPI	RPI	RPI
DIV. I ONLY	8- 1	28	8-1	141	30	29	29	3	3	
DIV. I NON-CONF.	8- 1	28	8-1	142	31	30	30	3	3	
TOTALS	RPI 1-25	RPI 26-50	W-L RECORDS	RPI 51-100	RPI 101-150	RPI 150+				
8- 1	1- 0	0- 0	OVERALL	0- 1	2- 0	5- 0				
6- 0	1- 0	0- 0	HOME	0- 0	1- 0	4- 0				
1- 0	0- 0	0- 0	AWAY	0- 0	0- 0	1- 0				
1- 1	0- 0	0- 0	NEUTRAL	0- 1	1- 0	0- 0				
8- 1	1- 0	0- 0	NON-CONFERENCE	0- 1	2- 0	5- 0				
6- 0	1- 0	0- 0	HOME	0- 0	1- 0	4- 0				
1- 0	0- 0	0- 0	AWAY	0- 0	0- 0	1- 0				
1- 1	0- 0	0- 0	NEUTRAL	0- 1	1- 0	0- 0				
0- 0	0- 0	0- 0	CONFERENCE	0- 0	0- 0	0- 0				
0- 0	0- 0	0- 0	HOME	0- 0	0- 0	0- 0				
0- 0	0- 0	0- 0	AWAY	0- 0	0- 0	0- 0				
0- 0	0- 0	0- 0	NEUTRAL	0- 0	0- 0	0- 0				

RPI 1-25				RPI 26-50				Team's RPI: 29				RPI 51-100				RPI 101+			
RPI	S	Opponent	Score	RPI	S	Opponent	Score	RPI	S	Opponent	Score	RPI	S	Opponent	Score	RPI	S	Opponent	Score
15	H	Purdue	67 54					53	N	Georgia	72 77	112	N	Belmont	60 58	115	H	Davidson	88 68
												157	A	George Mason	77 58	172	H	Liberty	73 69
												178	H	Gardner-Webb	87 65	201	H	Saint Francis (PA)	105 41
												290	H	UMES	86 43				
LAST 10 Division I																			
178	H	Gardner-Webb	87 65	115	H	Davidson	88 68												
15	H	Purdue	67 54	290	H	UMES	86 43												
53	N	Georgia	72 77	172	H	Liberty	73 69												
112	N	Belmont	60 58	157	A	George Mason	77 58												
				201	H	Saint Francis (PA)	105 41												

Non-Div I Games:

Virginia Tech

■ Loss,
■ Non-Conf, S Site,
■ Home
■ Away
N Neutral

Average RPI Win:	319	WON-LOST	WINNING	LAST 10	STRENGTH OF	OPP. STRENGTH	TEAM	ADJ.	CONF.	ADJ CONF.
Average RPI Loss:	104	RECORD	PCT. RANK	GAMES	SCHEDULE	OF SCHEDULE	RPI	RPI	RPI	RPI
DIV. I ONLY	3- 5	221	3-5	61	343	205	205	29	29	
DIV. I NON-CONF.	3- 5	221	3-5	61	343	205	205	29	29	
TOTALS	RPI 1-25	RPI 26-50	W-L RECORDS	RPI 51-100	RPI 101-150	RPI 150+				
3- 5	0- 0	0- 0	OVERALL	0- 2	0- 2	3- 1				
3- 1	0- 0	0- 0	HOME	0- 0	0- 1	3- 0				
0- 4	0- 0	0- 0	AWAY	0- 2	0- 1	0- 1				
0- 0	0- 0	0- 0	NEUTRAL	0- 0	0- 0	0- 0				
3- 5	0- 0	0- 0	NON-CONFERENCE	0- 2	0- 2	3- 1				
3- 1	0- 0	0- 0	HOME	0- 0	0- 1	3- 0				
0- 4	0- 0	0- 0	AWAY	0- 2	0- 1	0- 1				
0- 0	0- 0	0- 0	NEUTRAL	0- 0	0- 0	0- 0				
0- 0	0- 0	0- 0	CONFERENCE	0- 0	0- 0	0- 0				
0- 0	0- 0	0- 0	HOME	0- 0	0- 0	0- 0				
0- 0	0- 0	0- 0	AWAY	0- 0	0- 0	0- 0				
0- 0	0- 0	0- 0	NEUTRAL	0- 0	0- 0	0- 0				

RPI 1-25				RPI 26-50				RPI 51-100				RPI 101+				Team's RPI: 205	
RPI	S	Opponent	Score	RPI	S	Opponent	Score	RPI	S	Opponent	Score	RPI	S	Opponent	Score		
								51	A	Maryland	56	119	107	A	Rider	63	77
								98	A	Butler	58	74	111	H	Stony Brook	45	66
													151	A	Youngstown St.	42	64
													309	H	NJIT	61	59
													317	H	Saint Peter's	90	89
													332	H	UMBC	67	60
LAST 10 Division I																	

Non-Div I Games: Staten Island 81 57

Wagner

Wake Forest

Through Games Of Dec. 19, 2019

Average RPI Win:	251	WON-LOST	WINNING	LAST 10	STRENGTH OF	OPP. STRENGTH	TEAM	ADJ.	CONF.	ADJ CONF.
Average RPI Loss:	125	RECORD	PCT. RANK	GAMES	SCHEDULE	OF SCHEDULE	RPI	RPI	RPI	RPI
DIV. I ONLY	5- 4	143	5-4	221	191	196	196	3	3	
DIV. I NON-CONF.	5- 4	143	5-4	222	194	197	197	3	3	
TOTALS	RPI 1-25	RPI 26-50	W-L RECORDS	RPI 51-100	RPI 101-150	RPI 150+				
5- 4	0- 0	0- 1	OVERALL	0- 1	0- 1	5- 1				
4- 2	0- 0	0- 1	HOME	0- 0	0- 1	4- 0				
1- 2	0- 0	0- 0	AWAY	0- 1	0- 0	1- 1				
0- 0	0- 0	0- 0	NEUTRAL	0- 0	0- 0	0- 0				
5- 4	0- 0	0- 1	NON-CONFERENCE	0- 1	0- 1	5- 1				
4- 2	0- 0	0- 1	HOME	0- 0	0- 1	4- 0				
1- 2	0- 0	0- 0	AWAY	0- 1	0- 0	1- 1				
0- 0	0- 0	0- 0	NEUTRAL	0- 0	0- 0	0- 0				
0- 0	0- 0	0- 0	CONFERENCE	0- 0	0- 0	0- 0				
0- 0	0- 0	0- 0	HOME	0- 0	0- 0	0- 0				
0- 0	0- 0	0- 0	AWAY	0- 0	0- 0	0- 0				
0- 0	0- 0	0- 0	NEUTRAL	0- 0	0- 0	0- 0				

RPI 1-25				RPI 26-50				RPI 51-100				RPI 101+				Team's RPI: 196	
RPI	S	Opponent	Score	RPI	S	Opponent	Score	RPI	S	Opponent	Score	RPI	S	Opponent	Score		
				40	H	Charlotte	65 77	71	A	St. John's (NY)	74 82	125	H	UNC Greensboro	65 67		
												186	H	Campbell	74 46		
												194	A	Elon	69 57		
												264	A	ETSU	60 67		
												272	H	East Carolina	76 53		
												300	H	UNCW	65 55		
												301	H	Col. of Charleston	106 50		
LAST 10 Division I																	
				272	H	East Carolina	76 53	186	H	Campbell	74 46						
				194	A	Elon	69 57	264	A	ETSU	60 67						
				71	A	St. John's (NY)	74 82	301	H	Col. of Charleston	106 50						
				40	H	Charlotte	65 77	300	H	UNCW	65 55						
				125	H	UNC Greensboro	65 67										

Non-Div I Games:

Wake Forest

■ Loss,
 ■ Non-Conf,
 S Site,
 ■ Home
 ■ Away
 N Neutral

Average RPI Win:	191	WON-LOST	WINNING	LAST 10	STRENGTH OF	OPP. STRENGTH	TEAM	ADJ.	CONF.	ADJ CONF.
Average RPI Loss:	165	RECORD	PCT. RANK	GAMES	SCHEDULE	OF SCHEDULE	RPI	RPI	RPI	RPI
DIV. I ONLY	7- 2	55	7-2	213	120	108	108	1	1	
DIV. I NON-CONF.	7- 2	54	7-2	214	120	109	109	1	1	
TOTALS	RPI 1-25	RPI 26-50	W-L RECORDS	RPI 51-100	RPI 101-150	RPI 150+				
7- 2	1- 0	0- 0	OVERALL	1- 0	0- 0	5- 2				
3- 2	0- 0	0- 0	HOME	1- 0	0- 0	2- 2				
1- 0	0- 0	0- 0	AWAY	0- 0	0- 0	1- 0				
3- 0	1- 0	0- 0	NEUTRAL	0- 0	0- 0	2- 0				
7- 2	1- 0	0- 0	NON-CONFERENCE	1- 0	0- 0	5- 2				
3- 2	0- 0	0- 0	HOME	1- 0	0- 0	2- 2				
1- 0	0- 0	0- 0	AWAY	0- 0	0- 0	1- 0				
3- 0	1- 0	0- 0	NEUTRAL	0- 0	0- 0	2- 0				
0- 0	0- 0	0- 0	CONFERENCE	0- 0	0- 0	0- 0				
0- 0	0- 0	0- 0	HOME	0- 0	0- 0	0- 0				
0- 0	0- 0	0- 0	AWAY	0- 0	0- 0	0- 0				
0- 0	0- 0	0- 0	NEUTRAL	0- 0	0- 0	0- 0				

RPI 1-25			RPI 26-50			RPI 51-100			RPI 101+			Team's RPI: 108
RPI	S	Opponent	Score	RPI	S	Opponent	Score	RPI	S	Opponent	Score	
20	N	Iowa	70 63					83	H	CSU Bakersfield	80 49	
								156	H	Hawaii	50 62	
								173	H	Tulane	62 64	
								204	N	Howard	75 58	
								215	N	Iona	65 34	
								217	A	San Diego	65 47	
								256	H	Weber St.	94 41	
								343	H	Seattle U	78 46	
LAST 10 Division I												
204	N	Howard	75 58	217	A	San Diego	65 47					
215	N	Iona	65 34	156	H	Hawaii	50 62					
343	H	Seattle U	78 46	20	N	Iowa	70 63					
256	H	Weber St.	94 41	83	H	CSU Bakersfield	80 49					
173	H	Tulane	62 64									

Non-Div I Games:

Washington

Average RPI Win:	199	WON-LOST	WINNING	LAST 10	STRENGTH OF	OPP. STRENGTH	TEAM	ADJ.	CONF.	ADJ CONF.
Average RPI Loss:	14	RECORD	PCT. RANK	GAMES	SCHEDULE	OF SCHEDULE	RPI	RPI	RPI	RPI
DIV. I ONLY	6- 4	120	6-4	36	50	74	74	1	1	
DIV. I NON-CONF.	6- 4	118	6-4	37	50	74	74	1	1	
TOTALS	RPI 1-25	RPI 26-50	W-L RECORDS	RPI 51-100	RPI 101-150	RPI 150+				
6- 4	0- 3	0- 1	OVERALL	1- 0	1- 0	4- 0				
5- 1	0- 1	0- 0	HOME	0- 0	1- 0	4- 0				
1- 0	0- 0	0- 0	AWAY	1- 0	0- 0	0- 0				
0- 3	0- 2	0- 1	NEUTRAL	0- 0	0- 0	0- 0				
6- 4	0- 3	0- 1	NON-CONFERENCE	1- 0	1- 0	4- 0				
5- 1	0- 1	0- 0	HOME	0- 0	1- 0	4- 0				
1- 0	0- 0	0- 0	AWAY	1- 0	0- 0	0- 0				
0- 3	0- 2	0- 1	NEUTRAL	0- 0	0- 0	0- 0				
0- 0	0- 0	0- 0	CONFERENCE	0- 0	0- 0	0- 0				
0- 0	0- 0	0- 0	HOME	0- 0	0- 0	0- 0				
0- 0	0- 0	0- 0	AWAY	0- 0	0- 0	0- 0				
0- 0	0- 0	0- 0	NEUTRAL	0- 0	0- 0	0- 0				

RPI 1-25				RPI 26-50				RPI 51-100				RPI 101+			
RPI	S	Opponent	Score	RPI	S	Opponent	Score	RPI	S	Opponent	Score	RPI	S	Opponent	Score
6	N	South Carolina	53 68	30	N	Baylor	66 89	66	A	Boise St.	80 68	119	H	BYU	67 50
8	H	Gonzaga	53 76									187	H	UC Irvine	87 59
12	N	Indiana	44 78									238	H	CSUN	71 61
												282	H	Pepperdine	85 48
												303	H	Ark.-Pine Bluff	85 56
LAST 10 Division I															
6	N	South Carolina	53 68	187	H	UC Irvine	87 59								
30	N	Baylor	66 89	8	H	Gonzaga	53 76								
238	H	CSUN	71 61	303	H	Ark.-Pine Bluff	85 56								
66	A	Boise St.	80 68	12	N	Indiana	44 78								
119	H	BYU	67 50	282	H	Pepperdine	85 48								

Non-Div I Games:

Washington St.

Average RPI Win: 301		WON-LOST	WINNING	LAST 10	STRENGTH OF	OPP. STRENGTH	TEAM	ADJ.	CONF.	ADJ CONF.
Average RPI Loss: 142		RECORD	PCT. RANK	GAMES	SCHEDULE	OF SCHEDULE	RPI	RPI	RPI	RPI
DIV. I ONLY		2- 6	271	2-6	188	234	256	256	18	18
DIV. I NON-CONF.		2- 6	272	2-6	189	237	255	255	18	18
TOTALS		RPI 1-25	RPI 26-50	W-L RECORDS	RPI 51-100	RPI 101-150	RPI 150+			
2- 6	0- 1		0- 1	OVERALL	0- 0	0- 1	2- 3			
1- 1	0- 0		0- 0	HOME	0- 0	0- 0	1- 1			
1- 5	0- 1		0- 1	AWAY	0- 0	0- 1	1- 2			
0- 0	0- 0		0- 0	NEUTRAL	0- 0	0- 0	0- 0			
2- 6	0- 1		0- 1	NON-CONFERENCE	0- 0	0- 1	2- 3			
1- 1	0- 0		0- 0	HOME	0- 0	0- 0	1- 1			
1- 5	0- 1		0- 1	AWAY	0- 0	0- 1	1- 2			
0- 0	0- 0		0- 0	NEUTRAL	0- 0	0- 0	0- 0			
0- 0	0- 0		0- 0	CONFERENCE	0- 0	0- 0	0- 0			
0- 0	0- 0		0- 0	HOME	0- 0	0- 0	0- 0			
0- 0	0- 0		0- 0	AWAY	0- 0	0- 0	0- 0			
0- 0	0- 0		0- 0	NEUTRAL	0- 0	0- 0	0- 0			

RPI 1-25					RPI 26-50					RPI 51-100					RPI 101+					Team's RPI: 256	
RPI	S	Opponent	Score		RPI	S	Opponent	Score		RPI	S	Opponent	Score		RPI	S	Opponent	Score			
17	A	UCLA	45	85	34	A	Pacific	53	76						108	A	Washington	41	94		
															170	H	Portland	59	78		
															207	A	UTEP	51	70		
															254	A	UC Riverside	64	54		
															315	A	New Mexico St.	47	77		
															347	H	Utah Valley	72	46		
EAST 10 Division I																					
					34	A	Pacific	53	76	347	H	Utah Valley	72	46							
					108	A	Washington	41	94	315	A	New Mexico St.	47	77							
					170	H	Portland	59	78	207	A	UTEP	51	70							
					17	A	UCLA	45	85	254	A	UC Riverside	64	54							

Non-Div I Games:

Weber St.

Loss, Non-Conf, S Site, H Home A Away N Neutral

West Virginia

Through Games Of Dec. 19, 2019

Average RPI Win:	210	WON-LOST	WINNING	LAST 10	STRENGTH OF	OPP. STRENGTH	TEAM	ADJ.	CONF.	ADJ CONF.
Average RPI Loss:	7	RECORD	PCT. RANK	GAMES	SCHEDULE	OF SCHEDULE	RPI	RPI	RPI	RPI
DIV. I ONLY	7- 1	35	7-1	218	91	57	57	5	5	
DIV. I NON-CONF.	7- 1	35	7-1	219	89	57	57	5	5	
TOTALS	RPI 1-25	RPI 26-50	W-L RECORDS	RPI 51-100	RPI 101-150	RPI 150+				
7- 1	1- 1	0- 0	OVERALL	0- 0	1- 0	5- 0				
4- 0	0- 0	0- 0	HOME	0- 0	0- 0	4- 0				
1- 0	1- 0	0- 0	AWAY	0- 0	0- 0	0- 0				
2- 1	0- 1	0- 0	NEUTRAL	0- 0	1- 0	1- 0				
7- 1	1- 1	0- 0	NON-CONFERENCE	0- 0	1- 0	5- 0				
4- 0	0- 0	0- 0	HOME	0- 0	0- 0	4- 0				
1- 0	1- 0	0- 0	AWAY	0- 0	0- 0	0- 0				
2- 1	0- 1	0- 0	NEUTRAL	0- 0	1- 0	1- 0				
0- 0	0- 0	0- 0	CONFERENCE	0- 0	0- 0	0- 0				
0- 0	0- 0	0- 0	HOME	0- 0	0- 0	0- 0				
0- 0	0- 0	0- 0	AWAY	0- 0	0- 0	0- 0				
0- 0	0- 0	0- 0	NEUTRAL	0- 0	0- 0	0- 0				

RPI 1-25				RPI 26-50				RPI 51-100				Team's RPI: 57	RPI 101+			
RPI	S	Opponent	Score	RPI	S	Opponent	Score	RPI	S	Opponent	Score		RPI	S	Opponent	Score
7	N	Creighton	75 82										148	N	New Mexico	73 60
10	A	Mississippi St.	71 65										201	H	Saint Francis (PA)	74 45
													213	N	Norfolk St.	72 55
													269	H	Presbyterian	56 40
													299	H	Radford	74 37
													327	H	Coppin St.	82 47
LAST 10 Division I																
				213	N	Norfolk St.	72 55	10	A	Mississippi St.	71 65					
				269	H	Presbyterian	56 40	148	N	New Mexico	73 60					
				201	H	Saint Francis (PA)	74 45	7	N	Creighton	75 82					
								327	H	Coppin St.	82 47					
								299	H	Radford	74 37					

Non-Div I Games:

West Virginia

■ Loss,
 ■ Non-Conf, S Site,
 ■ Home
 ■ Away
 N Neutral

Western Caro.

Through Games Of Dec. 19, 2019

Average RPI Win:	329	WON-LOST	WINNING	LAST 10	STRENGTH OF	OPP. STRENGTH	TEAM	ADJ.	CONF.	ADJ CONF.
Average RPI Loss:	189	RECORD	PCT. RANK	GAMES	SCHEDULE	OF SCHEDULE	RPI	RPI	RPI	RPI
DIV. I ONLY	1- 10	333	1-9	166	346	326	326	24	24	
DIV. I NON-CONF.	1- 10	333	1-9	169	346	325	325	24	24	
TOTALS	RPI 1-25	RPI 26-50	W-L RECORDS	RPI 51-100	RPI 101-150	RPI 150+				
1- 10	0- 0	0- 0	OVERALL	0- 1	0- 2	1- 7				
1- 5	0- 0	0- 0	HOME	0- 0	0- 1	1- 4				
0- 5	0- 0	0- 0	AWAY	0- 1	0- 1	0- 3				
0- 0	0- 0	0- 0	NEUTRAL	0- 0	0- 0	0- 0				
1- 10	0- 0	0- 0	NON-CONFERENCE	0- 1	0- 2	1- 7				
1- 5	0- 0	0- 0	HOME	0- 0	0- 1	1- 4				
0- 5	0- 0	0- 0	AWAY	0- 1	0- 1	0- 3				
0- 0	0- 0	0- 0	NEUTRAL	0- 0	0- 0	0- 0				
0- 0	0- 0	0- 0	CONFERENCE	0- 0	0- 0	0- 0				
0- 0	0- 0	0- 0	HOME	0- 0	0- 0	0- 0				
0- 0	0- 0	0- 0	AWAY	0- 0	0- 0	0- 0				
0- 0	0- 0	0- 0	NEUTRAL	0- 0	0- 0	0- 0				

RPI 1-25				RPI 26-50				RPI 51-100				RPI 101+				Team's RPI: 326	
RPI	S	Opponent	Score	RPI	S	Opponent	Score	RPI	S	Opponent	Score	RPI	S	Opponent	Score		
								85	A	North Carolina	55	92	115	A	Davidson	51	101
												134	H	Coastal Caro.	43	66	
												153	H	Cleveland St.	61	68	
												178	A	Gardner-Webb	62	88	
												186	H	Campbell	40	61	
												194	A	Elon	24	68	
												242	H	Tennessee Tech	58	62	
												298	H	UNC Asheville	47	64	
												308	A	USC Upstate	62	70	
												329	H	Charleston So.	69	64	
LAST 10 Division I																	
242	H	Tennessee Tech	58	62	178	A	Gardner-Webb	62	88								
153	H	Cleveland St.	61	68	134	H	Coastal Caro.	43	66								
329	H	Charleston So.	69	64	115	A	Davidson	51	101								
308	A	USC Upstate	62	70	298	H	UNC Asheville	47	64								
194	A	Elon	24	68	186	H	Campbell	40	61								

Non-Div I Games: UVa-Wise 64 55

Western Caro.

■ Loss,
 ■ Non-Conf,
 ■ S Site,
 ■ H Home
 ■ A Away
 N Neutral

Average RPI Win:	251	WON-LOST	WINNING	LAST 10	STRENGTH OF	OPP. STRENGTH	TEAM	ADJ.	CONF.	ADJ CONF.
Average RPI Loss:	62	RECORD	PCT. RANK	GAMES	SCHEDULE	OF SCHEDULE	RPI	RPI	RPI	RPI
DIV. I ONLY	3- 6	235	3-6	133	83	192	192	15	15	
DIV. I NON-CONF.	3- 6	232	3-6	133	82	191	191	15	15	
TOTALS	RPI 1-25	RPI 26-50	W-L RECORDS	RPI 51-100	RPI 101-150	RPI 150+				
3- 6	0- 2	0- 1	OVERALL	0- 2	0- 0	3- 1				
2- 1	0- 0	0- 0	HOME	0- 1	0- 0	2- 0				
1- 4	0- 2	0- 1	AWAY	0- 0	0- 0	1- 1				
0- 1	0- 0	0- 0	NEUTRAL	0- 1	0- 0	0- 0				
3- 6	0- 2	0- 1	NON-CONFERENCE	0- 2	0- 0	3- 1				
2- 1	0- 0	0- 0	HOME	0- 1	0- 0	2- 0				
1- 4	0- 2	0- 1	AWAY	0- 0	0- 0	1- 1				
0- 1	0- 0	0- 0	NEUTRAL	0- 1	0- 0	0- 0				
0- 0	0- 0	0- 0	CONFERENCE	0- 0	0- 0	0- 0				
0- 0	0- 0	0- 0	HOME	0- 0	0- 0	0- 0				
0- 0	0- 0	0- 0	AWAY	0- 0	0- 0	0- 0				
0- 0	0- 0	0- 0	NEUTRAL	0- 0	0- 0	0- 0				

RPI 1-25				RPI 26-50				RPI 51-100				RPI 101+ Team's RPI: 192			
RPI	S	Opponent	Score	RPI	S	Opponent	Score	RPI	S	Opponent	Score	RPI	S	Opponent	Score
15	A	Purdue	59 66	33	A	Illinois St.	65 78	52	H	Bradley	49 84	154	H	Southeast Mo. St.	97 91
23	A	Drake	75 94					84	N	Southern Ill.	65 79	167	A	Missouri	89 97
												258	H	Indiana St.	83 72
												340	A	Chicago St.	88 78
LAST 10 Division I															
		84	N	Southern Ill.	65	79	33	A	Illinois St.	65	78				
		154	H	Southeast Mo. St.	97	91	23	A	Drake	75	94				
		340	A	Chicago St.	88	78	52	H	Bradley	49	84				
		167	A	Missouri	89	97	15	A	Purdue	59	66				
							258	H	Indiana St.	83	72				

Non-Div I Games: Culver-Stockton 82 76 Ill.-Springfield 91 51 Mo. Baptist 90 69

Western Ill.

Average RPI Win:	163	WON-LOST	WINNING	LAST 10	STRENGTH OF	OPP. STRENGTH	TEAM	ADJ.	CONF.	ADJ CONF.
Average RPI Loss:	61	RECORD	PCT. RANK	GAMES	SCHEDULE	OF SCHEDULE	RPI	RPI	RPI	RPI
DIV. I ONLY	8- 3	67	8-2	156	11	38	38	14	14	
DIV. I NON-CONF.	8- 3	67	8-2	159	10	39	39	14	14	
TOTALS	RPI 1-25	RPI 26-50	W-L RECORDS	RPI 51-100	RPI 101-150	RPI 150+				
8- 3	0- 2	1- 0	OVERALL	2- 0	1- 0	4- 1				
4- 0	0- 0	1- 0	HOME	1- 0	1- 0	1- 0				
3- 3	0- 2	0- 0	AWAY	1- 0	0- 0	2- 1				
1- 0	0- 0	0- 0	NEUTRAL	0- 0	0- 0	1- 0				
8- 3	0- 2	1- 0	NON-CONFERENCE	2- 0	1- 0	4- 1				
4- 0	0- 0	1- 0	HOME	1- 0	1- 0	1- 0				
3- 3	0- 2	0- 0	AWAY	1- 0	0- 0	2- 1				
1- 0	0- 0	0- 0	NEUTRAL	0- 0	0- 0	1- 0				
0- 0	0- 0	0- 0	CONFERENCE	0- 0	0- 0	0- 0				
0- 0	0- 0	0- 0	HOME	0- 0	0- 0	0- 0				
0- 0	0- 0	0- 0	AWAY	0- 0	0- 0	0- 0				
0- 0	0- 0	0- 0	NEUTRAL	0- 0	0- 0	0- 0				

RPI 1-25				RPI 26-50				RPI 51-100				RPI 101+			
RPI	S	Opponent	Score	RPI	S	Opponent	Score	RPI	S	Opponent	Score	RPI	S	Opponent	Score
4	A	Louisville	56 75	32	H	Oklahoma	74 63	69	H	Central Mich.	93 58	112	H	Belmont	77 46
15	A	Purdue	50 67					92	A	Ball St.	91 86	164	A	Saint Mary's (CA)	73 80
												188	A	Samford	88 84
												241	H	Little Rock	77 58
												265	N	Tulsa	76 63
												307	A	Mercer	75 62
LAST 10 Division I															
15	A	Purdue	50 67	164	A	Saint Mary's (CA)	73 80								
188	A	Samford	88 84	265	N	Tulsa	76 63								
92	A	Ball St.	91 86	241	H	Little Rock	77 58								
32	H	Oklahoma	74 63	69	H	Central Mich.	93 58								
307	A	Mercer	75 62	112	H	Belmont	77 46								

Non-Div I Games:

Western Ky.

■ Loss,
■ Non-Conf, S Site,
■ Home
■ Away
N Neutral

Average RPI Win:	326	WON-LOST	WINNING	LAST 10	STRENGTH OF	OPP. STRENGTH	TEAM	ADJ.	CONF.	ADJ CONF.
Average RPI Loss:	128	RECORD	PCT. RANK	GAMES	SCHEDULE	OF SCHEDULE	RPI	RPI	RPI	RPI
DIV. I ONLY	4- 3	137	4-3	327	254	260	260	11	11	
DIV. I NON-CONF.	4- 3	137	4-3	328	255	261	261	11	11	
TOTALS	RPI 1-25	RPI 26-50	W-L RECORDS	RPI 51-100	RPI 101-150	RPI 150+				
4- 3	0- 0	0- 1	OVERALL	0- 0	0- 1	4- 1				
2- 1	0- 0	0- 0	HOME	0- 0	0- 1	2- 0				
1- 2	0- 0	0- 1	AWAY	0- 0	0- 0	1- 1				
1- 0	0- 0	0- 0	NEUTRAL	0- 0	0- 0	1- 0				
4- 3	0- 0	0- 1	NON-CONFERENCE	0- 0	0- 1	4- 1				
2- 1	0- 0	0- 0	HOME	0- 0	0- 1	2- 0				
1- 2	0- 0	0- 1	AWAY	0- 0	0- 0	1- 1				
1- 0	0- 0	0- 0	NEUTRAL	0- 0	0- 0	1- 0				
0- 0	0- 0	0- 0	CONFERENCE	0- 0	0- 0	0- 0				
0- 0	0- 0	0- 0	HOME	0- 0	0- 0	0- 0				
0- 0	0- 0	0- 0	AWAY	0- 0	0- 0	0- 0				
0- 0	0- 0	0- 0	NEUTRAL	0- 0	0- 0	0- 0				

RPI 1-25			RPI 26-50			RPI 51-100			RPI 101+			Team's RPI: 260
RPI	S	Opponent	Score	RPI	S	Opponent	Score	RPI	S	Opponent	Score	
				39	A	Michigan	55 76					
								137	H	Fla. Atlantic	79 80	
								207	A	UTEP	46 76	
								315	N	New Mexico St.	79 76	
								322	H	Detroit Mercy	82 67	
								325	A	UIC	80 52	
								340	H	Chicago St.	90 69	
LAST 10 Division I												
				340	H	Chicago St.	90 69	137	H	Fla. Atlantic	79 80	
				325	A	UIC	80 52	322	H	Detroit Mercy	82 67	
				315	N	New Mexico St.	79 76	39	A	Michigan	55 76	
				207	A	UTEP	46 76					

Non-Div I Games: Kentucky St. 80 41

Western Mich.

■ Loss,
 ■ Non-Conf, S Site,
 ■ Home
 ■ Away
 N Neutral

Average RPI Win:	198	WON-LOST	WINNING	LAST 10	STRENGTH OF	OPP. STRENGTH	TEAM	ADJ.	CONF.	ADJ CONF.
Average RPI Loss:	70	RECORD	PCT. RANK	GAMES	SCHEDULE	OF SCHEDULE	RPI	RPI	RPI	RPI
DIV. I ONLY	6- 4	120	6-4	233	10	142	142	8	8	
DIV. I NON-CONF.	6- 4	118	6-4	235	9	143	143	8	8	
TOTALS	RPI 1-25	RPI 26-50	W-L RECORDS	RPI 51-100	RPI 101-150	RPI 150+				
6- 4	0- 2	1- 1	OVERALL	0- 0	0- 0	5- 1				
5- 1	0- 0	1- 1	HOME	0- 0	0- 0	4- 0				
1- 3	0- 2	0- 0	AWAY	0- 0	0- 0	1- 1				
0- 0	0- 0	0- 0	NEUTRAL	0- 0	0- 0	0- 0				
6- 4	0- 2	1- 1	NON-CONFERENCE	0- 0	0- 0	5- 1				
5- 1	0- 0	1- 1	HOME	0- 0	0- 0	4- 0				
1- 3	0- 2	0- 0	AWAY	0- 0	0- 0	1- 1				
0- 0	0- 0	0- 0	NEUTRAL	0- 0	0- 0	0- 0				
0- 0	0- 0	0- 0	CONFERENCE	0- 0	0- 0	0- 0				
0- 0	0- 0	0- 0	HOME	0- 0	0- 0	0- 0				
0- 0	0- 0	0- 0	AWAY	0- 0	0- 0	0- 0				
0- 0	0- 0	0- 0	NEUTRAL	0- 0	0- 0	0- 0				

RPI 1-25				RPI 26-50				RPI 51-100				RPI 101+ Team's RPI: 142			
RPI	S	Opponent	Score	RPI	S	Opponent	Score	RPI	S	Opponent	Score	RPI	S	Opponent	Score
3	A	Missouri St.	55 68	32	H	Oklahoma	88 83					190	H	Eastern Mich.	63 52
7	A	Creighton	46 56	49	H	UNI	50 61					209	H	Houston Baptist	59 42
												222	A	Oral Roberts	66 79
												225	H	Southern U.	69 63
												231	A	Louisiana Tech	88 80
												303	H	Ark.-Pine Bluff	100 50
LAST 10 Division I															
190	H	Eastern Mich.	63 52	303	H	Ark.-Pine Bluff	100 50								
3	A	Missouri St.	55 68	7	A	Creighton	46 56								
32	H	Oklahoma	88 83	225	H	Southern U.	69 63								
209	H	Houston Baptist	59 42	222	A	Oral Roberts	66 79								
231	A	Louisiana Tech	88 80	49	H	UNI	50 61								

Non-Div I Games:

Wichita St.

William & Mary

Through Games Of Dec. 19, 2019

Average RPI Win:	270	WON-LOST	WINNING	LAST 10	STRENGTH OF	OPP. STRENGTH	TEAM	ADJ.	CONF.	ADJ CONF.
Average RPI Loss:	52	RECORD	PCT. RANK	GAMES	SCHEDULE	OF SCHEDULE	RPI	RPI	RPI	RPI
DIV. I ONLY	7- 2	55	7-2	336	88	179	179	20	20	
DIV. I NON-CONF.	7- 2	54	7-2	338	85	180	180	20	20	
TOTALS	RPI 1-25	RPI 26-50	W-L RECORDS	RPI 51-100	RPI 101-150	RPI 150+				
7- 2	0- 0	0- 1	OVERALL	0- 1	0- 0	7- 0				
3- 1	0- 0	0- 0	HOME	0- 1	0- 0	3- 0				
4- 1	0- 0	0- 1	AWAY	0- 0	0- 0	4- 0				
0- 0	0- 0	0- 0	NEUTRAL	0- 0	0- 0	0- 0				
7- 2	0- 0	0- 1	NON-CONFERENCE	0- 1	0- 0	7- 0				
3- 1	0- 0	0- 0	HOME	0- 1	0- 0	3- 0				
4- 1	0- 0	0- 1	AWAY	0- 0	0- 0	4- 0				
0- 0	0- 0	0- 0	NEUTRAL	0- 0	0- 0	0- 0				
0- 0	0- 0	0- 0	CONFERENCE	0- 0	0- 0	0- 0				
0- 0	0- 0	0- 0	HOME	0- 0	0- 0	0- 0				
0- 0	0- 0	0- 0	AWAY	0- 0	0- 0	0- 0				
0- 0	0- 0	0- 0	NEUTRAL	0- 0	0- 0	0- 0				

RPI S	Opponent	Score	RPI S	Opponent	Score	RPI S	Opponent	Score	RPI S	Opponent	Score	Team's RPI: 179
43	A Richmond	73 76	61	H Old Dominion	58 69	200	A VCU	69 55	233	A Delaware St.	73 52	
						267	A Army West Point	77 65	272	A East Carolina	78 68	
						290	H UMES	78 50	296	H Hartford	61 44	
						332	H UMBC	76 48				
LAST 10 Division I												
233	A Delaware St.	73 52	200	A VCU	69 55							
296	H Hartford	61 44	61	H Old Dominion	58 69							
332	H UMBC	76 48	290	H UMES	78 50							
43	A Richmond	73 76	267	A Army West Point	77 65							
272	A East Carolina	78 68										

Non-Div I Games:

William & Mary

Loss, Non-Conf, S Site, H Home A Away N Neutral

Average RPI Win:	311	WON-LOST	WINNING	LAST 10	STRENGTH OF	OPP. STRENGTH	TEAM	ADJ.	CONF.	ADJ CONF.
Average RPI Loss:	199	RECORD	PCT. RANK	GAMES	SCHEDULE	OF SCHEDULE	RPI	RPI	RPI	RPI
DIV. I ONLY	2- 6	271	2-6	319	251	320	320	30	30	
DIV. I NON-CONF.	2- 6	272	2-6	319	252	320	320	30	30	
TOTALS	RPI 1-25	RPI 26-50	W-L RECORDS	RPI 51-100	RPI 101-150	RPI 150+				
2- 6	0- 0	0- 1	OVERALL	0- 1	0- 0	2- 4				
0- 3	0- 0	0- 0	HOME	0- 0	0- 0	0- 3				
2- 2	0- 0	0- 1	AWAY	0- 1	0- 0	2- 0				
0- 1	0- 0	0- 0	NEUTRAL	0- 0	0- 0	0- 1				
2- 6	0- 0	0- 1	NON-CONFERENCE	0- 1	0- 0	2- 4				
0- 3	0- 0	0- 0	HOME	0- 0	0- 0	0- 3				
2- 2	0- 0	0- 1	AWAY	0- 1	0- 0	2- 0				
0- 1	0- 0	0- 0	NEUTRAL	0- 0	0- 0	0- 1				
0- 0	0- 0	0- 0	CONFERENCE	0- 0	0- 0	0- 0				
0- 0	0- 0	0- 0	HOME	0- 0	0- 0	0- 0				
0- 0	0- 0	0- 0	AWAY	0- 0	0- 0	0- 0				
0- 0	0- 0	0- 0	NEUTRAL	0- 0	0- 0	0- 0				

RPI S	Opponent	Score	RPI S	Opponent	Score	RPI S	Opponent	Score	RPI S	Opponent	Score	Team's RPI: 320
47	A Kentucky	36 91	61	A Old Dominion	44 68	215	H Iona	61 68	285	H Ga. Southern	47 91	
						286	N Wofford	59 60	300	A UNCW	75 63	
						301	H Col. of Charleston	73 84	321	A N.C. Central	56 46	
LAST 10 Division I												
285	H Ga. Southern	47 91	300	A UNCW	75 63							
286	N Wofford	59 60	47	A Kentucky	36 91							
61	A Old Dominion	44 68	301	H Col. of Charleston	73 84							
321	A N.C. Central	56 46										
215	H Iona	61 68										

Non-Div I Games:

Winthrop

■ Loss,
 ■ Non-Conf,
 S Site,
 ■ Home
 ■ Away
 N Neutral

Average RPI Win:	208	WON-LOST	WINNING	LAST 10	STRENGTH OF	OPP. STRENGTH	TEAM	ADJ.	CONF.	ADJ CONF.
Average RPI Loss:	37	RECORD	PCT. RANK	GAMES	SCHEDULE	OF SCHEDULE	RPI	RPI	RPI	RPI
DIV. I ONLY	7- 3	75	7-3	110	126	63	63	2	2	
DIV. I NON-CONF.	7- 3	75	7-3	110	126	63	63	2	2	
TOTALS	RPI 1-25	RPI 26-50	W-L RECORDS	RPI 51-100	RPI 101-150	RPI 150+				
7- 3	0- 0	0- 3	OVERALL	2- 0	0- 0	5- 0				
5- 0	0- 0	0- 0	HOME	1- 0	0- 0	4- 0				
1- 2	0- 0	0- 2	AWAY	0- 0	0- 0	1- 0				
1- 1	0- 0	0- 1	NEUTRAL	1- 0	0- 0	0- 0				
7- 3	0- 0	0- 3	NON-CONFERENCE	2- 0	0- 0	5- 0				
5- 0	0- 0	0- 0	HOME	1- 0	0- 0	4- 0				
1- 2	0- 0	0- 2	AWAY	0- 0	0- 0	1- 0				
1- 1	0- 0	0- 1	NEUTRAL	1- 0	0- 0	0- 0				
0- 0	0- 0	0- 0	CONFERENCE	0- 0	0- 0	0- 0				
0- 0	0- 0	0- 0	HOME	0- 0	0- 0	0- 0				
0- 0	0- 0	0- 0	AWAY	0- 0	0- 0	0- 0				
0- 0	0- 0	0- 0	NEUTRAL	0- 0	0- 0	0- 0				

RPI S	Opponent	Score	RPI S	Opponent	Score	RPI S	Opponent	Score	RPI S	Opponent	Score
			31 A	Georgia Tech	41 60	77 H	North Florida	75 62	193 H	Milwaukee	71 40
			37 N	Arkansas	64 68	92 N	Ball St.	67 56	257 H	Eastern Ill.	63 55
			44 A	Colorado	57 74				268 A	North Dakota St.	64 63
									281 H	Alabama St.	85 67
									286 H	Wofford	78 65
LAST 10 Division I											
			257 H	Eastern Ill.	63 55	281 H	Alabama St.	85 67			
			193 H	Milwaukee	71 40	268 A	North Dakota St.	64 63			
			44 A	Colorado	57 74	31 A	Georgia Tech	41 60			
			286 H	Wofford	78 65	37 N	Arkansas	64 68			
			77 H	North Florida	75 62	92 N	Ball St.	67 56			

Non-Div I Games:

Wisconsin

Wofford

Through Games Of Dec. 19, 2019

Average RPI Win:	291	WON-LOST	WINNING	LAST 10	STRENGTH OF	OPP. STRENGTH	TEAM	ADJ.	CONF.	ADJ CONF.
Average RPI Loss:	173	RECORD	PCT. RANK	GAMES	SCHEDULE	OF SCHEDULE	RPI	RPI	RPI	RPI
DIV. I ONLY	4- 6	212	4-6	234	319	286	286	24	24	
DIV. I NON-CONF.	4- 6	212	4-6	236	317	287	287	24	24	
TOTALS	RPI 1-25	RPI 26-50	W-L RECORDS	RPI 51-100	RPI 101-150	RPI 150+				
4- 6	0- 0	0- 0	OVERALL	0- 2	0- 1	4- 3				
3- 3	0- 0	0- 0	HOME	0- 0	0- 1	3- 2				
0- 3	0- 0	0- 0	AWAY	0- 2	0- 0	0- 1				
1- 0	0- 0	0- 0	NEUTRAL	0- 0	0- 0	1- 0				
4- 6	0- 0	0- 0	NON-CONFERENCE	0- 2	0- 1	4- 3				
3- 3	0- 0	0- 0	HOME	0- 0	0- 1	3- 2				
0- 3	0- 0	0- 0	AWAY	0- 2	0- 0	0- 1				
1- 0	0- 0	0- 0	NEUTRAL	0- 0	0- 0	1- 0				
0- 0	0- 0	0- 0	CONFERENCE	0- 0	0- 0	0- 0				
0- 0	0- 0	0- 0	HOME	0- 0	0- 0	0- 0				
0- 0	0- 0	0- 0	AWAY	0- 0	0- 0	0- 0				
0- 0	0- 0	0- 0	NEUTRAL	0- 0	0- 0	0- 0				

RPI 1-25			RPI 26-50			RPI 51-100			RPI 101+			Team's RPI: 286
RPI	S	Opponent	Score	RPI	S	Opponent	Score	RPI	S	Opponent	Score	
						63 A Wisconsin	65 78	134 H Coastal Caro.		73 78		
						97 A Auburn	82 84	178 A Gardner-Webb		53 67		
								269 H Presbyterian		67 60		
								275 H Longwood		79 76		
								278 H Appalachian St.		51 54		
								285 H Ga. Southern		57 70		
								298 H UNC Asheville		75 38		
								320 N Winthrop		60 59		
LAST 10 Division I												
275 H		Longwood	79 76	298 H		UNC Asheville	75 38					
134 H		Coastal Caro.	73 78	278 H		Appalachian St.	51 54					
178 A		Gardner-Webb	53 67	285 H		Ga. Southern	57 70					
63 A		Wisconsin	65 78	269 H		Presbyterian	67 60					
97 A		Auburn	82 84	320 N		Winthrop	60 59					

Non-Div I Games: Erskine 100 38 UNKNOWN 89 38

Wofford

Loss, Non-Conf, S Site, H Home A Away N Neutral

Average RPI Win:	199	WON-LOST	WINNING	LAST 10	STRENGTH OF	OPP. STRENGTH	TEAM	ADJ.	CONF.	ADJ CONF.
Average RPI Loss:	72	RECORD	PCT. RANK	GAMES	SCHEDULE	OF SCHEDULE	RPI	RPI	RPI	RPI
DIV. I ONLY	4- 4	164	4-4	75	146	94	94	16	16	
DIV. I NON-CONF.	4- 4	163	4-4	74	146	94	94	16	16	
TOTALS	RPI 1-25	RPI 26-50	W-L RECORDS	RPI 51-100	RPI 101-150	RPI 150+				
4- 4	0- 0	0- 2	OVERALL	1- 1	0- 1	3- 0				
1- 1	0- 0	0- 1	HOME	1- 0	0- 0	0- 0				
2- 2	0- 0	0- 0	AWAY	0- 1	0- 1	2- 0				
1- 1	0- 0	0- 1	NEUTRAL	0- 0	0- 0	1- 0				
4- 4	0- 0	0- 2	NON-CONFERENCE	1- 1	0- 1	3- 0				
1- 1	0- 0	0- 1	HOME	1- 0	0- 0	0- 0				
2- 2	0- 0	0- 0	AWAY	0- 1	0- 1	2- 0				
1- 1	0- 0	0- 1	NEUTRAL	0- 0	0- 0	1- 0				
0- 0	0- 0	0- 0	CONFERENCE	0- 0	0- 0	0- 0				
0- 0	0- 0	0- 0	HOME	0- 0	0- 0	0- 0				
0- 0	0- 0	0- 0	AWAY	0- 0	0- 0	0- 0				
0- 0	0- 0	0- 0	NEUTRAL	0- 0	0- 0	0- 0				

RPI 1-25				RPI 26-50				RPI 51-100				Team's RPI: 94	RPI 101+			
RPI	S	Opponent	Score	RPI	S	Opponent	Score	RPI	S	Opponent	Score		RPI	S	Opponent	Score
				36	N	Kansas	63 74	83	H	CSU Bakersfield	65 60		114	A	Iowa St.	71 79
				48	H	Abilene Christian	64 83	89	A	UT Arlington	62 68		166	A	SMU	69 61
													261	A	Xavier	86 74
													284	N	Loyola Maryland	66 51
LAST 10 Division I																
				261	A	Xavier	86 74	114	A	Iowa St.	71 79					
				83	H	CSU Bakersfield	65 60	166	A	SMU	69 61					
				48	H	Abilene Christian	64 83	89	A	UT Arlington	62 68					
								284	N	Loyola Maryland	66 51					
								36	N	Kansas	63 74					

Non-Div I Games: Marian (IN) 64 60

Wright St.

Wyoming

Through Games Of Dec. 19, 2019

Average RPI Win:	246	WON-LOST	WINNING	LAST 10	STRENGTH OF	OPP. STRENGTH	TEAM	ADJ.	CONF.	ADJ CONF.
Average RPI Loss:	112	RECORD	PCT. RANK	GAMES	SCHEDULE	OF SCHEDULE	RPI	RPI	RPI	RPI
DIV. I ONLY	5- 5	164	5-5	211	139	183	183	22	22	
DIV. I NON-CONF.	3- 5	221	3-5	197	115	237	237	22	22	
TOTALS	RPI 1-25	RPI 26-50	W-L RECORDS	RPI 51-100	RPI 101-150	RPI 150+				
5- 5	0- 1	0- 1	OVERALL	0- 0	1- 2	4- 1				
2- 3	0- 1	0- 1	HOME	0- 0	0- 1	2- 0				
3- 2	0- 0	0- 0	AWAY	0- 0	1- 1	2- 1				
0- 0	0- 0	0- 0	NEUTRAL	0- 0	0- 0	0- 0				
3- 5	0- 1	0- 1	NON-CONFERENCE	0- 0	0- 2	3- 1				
2- 3	0- 1	0- 1	HOME	0- 0	0- 1	2- 0				
1- 2	0- 0	0- 0	AWAY	0- 0	0- 1	1- 1				
0- 0	0- 0	0- 0	NEUTRAL	0- 0	0- 0	0- 0				
2- 0	0- 0	0- 0	CONFERENCE	0- 0	1- 0	1- 0				
0- 0	0- 0	0- 0	HOME	0- 0	0- 0	0- 0				
2- 0	0- 0	0- 0	AWAY	0- 0	1- 0	1- 0				
0- 0	0- 0	0- 0	NEUTRAL	0- 0	0- 0	0- 0				

RPI	S	Opponent	Score	RPI	S	Opponent	Score	RPI	S	Opponent	Score	RPI	S	Opponent	Score	Team's RPI: 183
8	H	Gonzaga	54 65	44	H	Colorado	56 66					121	A	South Dakota St.	40 67	
												138	H	Northern Colo.	44 46	
												148	A	New Mexico	73 66	
												164	H	Saint Mary's (CA)	69 67	
												249	A	Denver	57 71	
												268	A	North Dakota St.	66 57	
												314	A	Air Force	65 63	
												337	H	Mississippi Val.	95 22	
LAST 10 Division I																
8	H	Gonzaga	54 65	337	H	Mississippi Val.	95 22									
138	H	Northern Colo.	44 46	148	A	New Mexico	73 66									
44	H	Colorado	56 66	314	A	Air Force	65 63									
249	A	Denver	57 71	268	A	North Dakota St.	66 57									
164	H	Saint Mary's (CA)	69 67	121	A	South Dakota St.	40 67									

Non-Div I Games: Colo. Christian 70 31

Wyoming

■ Loss,
 ■ Non-Conf,
 ■ S Site,
 ■ H Home
 ■ A Away
 N Neutral

Average RPI Win: 191	WON-LOST	WINNING	LAST 10	STRENGTH OF	OPP. STRENGTH	TEAM	ADJ.	CONF.	ADJ CONF.
Average RPI Loss: 108	RECORD	PCT. RANK	GAMES	SCHEDULE	OF SCHEDULE	RPI	RPI	RPI	RPI
DIV. I ONLY	1- 8	322	1-8	45	164	261	261	6	6
DIV. I NON-CONF.	1- 8	321	1-8	46	165	262	262	6	6
TOTALS	RPI 1-25	RPI 26-50	W-L RECORDS	RPI 51-100	RPI 101-150	RPI 150+			
1- 8	0- 0	0- 1	OVERALL	0- 3	0- 3	1- 1			
1- 4	0- 0	0- 1	HOME	0- 1	0- 1	1- 1			
0- 4	0- 0	0- 0	AWAY	0- 2	0- 2	0- 0			
0- 0	0- 0	0- 0	NEUTRAL	0- 0	0- 0	0- 0			
1- 8	0- 0	0- 1	NON-CONFERENCE	0- 3	0- 3	1- 1			
1- 4	0- 0	0- 1	HOME	0- 1	0- 1	1- 1			
0- 4	0- 0	0- 0	AWAY	0- 2	0- 2	0- 0			
0- 0	0- 0	0- 0	NEUTRAL	0- 0	0- 0	0- 0			
0- 0	0- 0	0- 0	CONFERENCE	0- 0	0- 0	0- 0			
0- 0	0- 0	0- 0	HOME	0- 0	0- 0	0- 0			
0- 0	0- 0	0- 0	AWAY	0- 0	0- 0	0- 0			
0- 0	0- 0	0- 0	NEUTRAL	0- 0	0- 0	0- 0			

RPI 1-25				RPI 26-50				RPI 51-100				RPI 101+				Team's RPI: 261	
RPI	S	Opponent	Score	RPI	S	Opponent	Score	RPI	S	Opponent	Score	RPI	S	Opponent	Score		
				44	H	Colorado	53 62	64	A	Temple	65 78	107	A	Rider	57 64		
								92	A	Ball St.	49 70	130	H	Cincinnati	78 85		
								94	H	Wright St.	74 86	150	A	Robert Morris	57 71		
												185	H	Eastern Ky.	55 56		
												191	H	Utah	70 63		
LAST 10 Division I																	
				130	H	Cincinnati	78 85	44	H	Colorado	53 62						
				185	H	Eastern Ky.	55 56	150	A	Robert Morris	57 71						
				64	A	Temple	65 78	94	H	Wright St.	74 86						
				191	H	Utah	70 63	92	A	Ball St.	49 70						
								107	A	Rider	57 64						

Non-Div I Games:

Xavier

Average RPI Win:	204	WON-LOST	WINNING	LAST 10	STRENGTH OF	OPP. STRENGTH	TEAM	ADJ.	CONF.	ADJ CONF.
Average RPI Loss:	52	RECORD	PCT. RANK	GAMES	SCHEDULE	OF SCHEDULE	RPI	RPI	RPI	RPI
DIV. I ONLY	7- 3	75	7-3	145	140	72	72	9	9	
DIV. I NON-CONF.	7- 3	75	7-3	146	140	71	71	9	9	
TOTALS	RPI 1-25	RPI 26-50	W-L RECORDS	RPI 51-100	RPI 101-150	RPI 150+				
7- 3	0- 1	0- 0	OVERALL	1- 2	0- 0	6- 0				
3- 1	0- 0	0- 0	HOME	1- 1	0- 0	2- 0				
3- 2	0- 1	0- 0	AWAY	0- 1	0- 0	3- 0				
1- 0	0- 0	0- 0	NEUTRAL	0- 0	0- 0	1- 0				
7- 3	0- 1	0- 0	NON-CONFERENCE	1- 2	0- 0	6- 0				
3- 1	0- 0	0- 0	HOME	1- 1	0- 0	2- 0				
3- 2	0- 1	0- 0	AWAY	0- 1	0- 0	3- 0				
1- 0	0- 0	0- 0	NEUTRAL	0- 0	0- 0	1- 0				
0- 0	0- 0	0- 0	CONFERENCE	0- 0	0- 0	0- 0				
0- 0	0- 0	0- 0	HOME	0- 0	0- 0	0- 0				
0- 0	0- 0	0- 0	AWAY	0- 0	0- 0	0- 0				
0- 0	0- 0	0- 0	NEUTRAL	0- 0	0- 0	0- 0				

RPI 1-25				RPI 26-50				RPI 51-100 Team's RPI: 72				RPI 101+			
RPI	S	Opponent	Score	RPI	S	Opponent	Score	RPI	S	Opponent	Score	RPI	S	Opponent	Score
17	A	UCLA	65 100					59	H	Providence	82 79	162	N	Fresno St.	87 67
								67	A	Colgate	67 70	197	A	Northeastern	78 63
								71	H	St. John's (NY)	66 80	206	H	Quinnipiac	63 59
												248	A	UMass Lowell	67 59
												274	A	LMU (CA)	81 65
												283	H	Sacred Heart	87 40
LAST 10 Division I															
283	H	Sacred Heart	87 40	162	N	Fresno St.	87 67								
71	H	St. John's (NY)	66 80	17	A	UCLA	65 100								
274	A	LMU (CA)	81 65	197	A	Northeastern	78 63								
206	H	Quinnipiac	63 59	248	A	UMass Lowell	67 59								
59	H	Providence	82 79	67	A	Colgate	67 70								

Non-Div I Games:

Yale

Average RPI Win:	223	WON-LOST	WINNING	LAST 10	STRENGTH OF	OPP. STRENGTH	TEAM	ADJ.	CONF.	ADJ CONF.
Average RPI Loss:	93	RECORD	PCT. RANK	GAMES	SCHEDULE	OF SCHEDULE	RPI	RPI	RPI	RPI
DIV. I ONLY	5- 4	143	5-4	219	73	151	151	16	16	
DIV. I NON-CONF.	5- 4	143	5-4	220	72	150	150	16	16	
TOTALS	RPI 1-25	RPI 26-50	W-L RECORDS	RPI 51-100	RPI 101-150	RPI 150+				
5- 4	0- 1	0- 0	OVERALL	0- 1	0- 2	5- 0				
3- 1	0- 0	0- 0	HOME	0- 1	0- 0	3- 0				
2- 3	0- 1	0- 0	AWAY	0- 0	0- 2	2- 0				
0- 0	0- 0	0- 0	NEUTRAL	0- 0	0- 0	0- 0				
5- 4	0- 1	0- 0	NON-CONFERENCE	0- 1	0- 2	5- 0				
3- 1	0- 0	0- 0	HOME	0- 1	0- 0	3- 0				
2- 3	0- 1	0- 0	AWAY	0- 0	0- 2	2- 0				
0- 0	0- 0	0- 0	NEUTRAL	0- 0	0- 0	0- 0				
0- 0	0- 0	0- 0	CONFERENCE	0- 0	0- 0	0- 0				
0- 0	0- 0	0- 0	HOME	0- 0	0- 0	0- 0				
0- 0	0- 0	0- 0	AWAY	0- 0	0- 0	0- 0				
0- 0	0- 0	0- 0	NEUTRAL	0- 0	0- 0	0- 0				

RPI 1-25				RPI 26-50				RPI 51-100				RPI 101+ Team's RPI: 151			
RPI	S	Opponent	Score	RPI	S	Opponent	Score	RPI	S	Opponent	Score	RPI	S	Opponent	Score
12	A	Indiana	56 93					70	H	Kent St.	73 82	139	A	Akron	62 91
												150	A	Robert Morris	43 58
												185	A	Eastern Ky.	72 63
												190	H	Eastern Mich.	79 77
												201	A	Saint Francis (PA)	56 46
												205	H	Wagner	64 42
												334	H	Canisius	87 59
LAST 10 Division I															
12	A	Indiana	56 93	205	H	Wagner	64 42								
201	A	Saint Francis (PA)	56 46	139	A	Akron	62 91								
185	A	Eastern Ky.	72 63	190	H	Eastern Mich.	79 77								
334	H	Canisius	87 59	150	A	Robert Morris	43 58								
				70	H	Kent St.	73 82								

Non-Div I Games: Lake Erie 83 48

Youngstown St.

■ Loss,
 ■ Non-Conf,
 ■ S Site,
 ■ H Home
 ■ A Away
 N Neutral