

Average RPI Win:	338	WON-LOST	WINNING	LAST 10	STRENGTH OF	OPP. STRENGTH	TEAM	ADJ.	CONF.	ADJ CONF.
Average RPI Loss:	201	RECORD	PCT. RANK	GAMES	SCHEDULE	OF SCHEDULE	RPI	RPI	RPI	RPI

DIV. I ONLY	2- 5	261	0- 1	298	342	322	322	24	24
DIV. I NON-CONF.	2- 5	261	0- 1	298	342	322	322	24	24
TOTALS	RPI 1-25	RPI 26-50	W-L RECORDS	RPI 51-100	RPI 101-150	RPI 150+			
2- 5	0- 0	0- 0	OVERALL	0- 0	0- 1	2- 4			
0- 3	0- 0	0- 0	HOME	0- 0	0- 1	0- 2			
1- 1	0- 0	0- 0	AWAY	0- 0	0- 0	1- 1			
1- 1	0- 0	0- 0	NEUTRAL	0- 0	0- 0	1- 1			
2- 5	0- 0	0- 0	NON-CONFERENCE	0- 0	0- 1	2- 4			
0- 3	0- 0	0- 0	HOME	0- 0	0- 1	0- 2			
1- 1	0- 0	0- 0	AWAY	0- 0	0- 0	1- 1			
1- 1	0- 0	0- 0	NEUTRAL	0- 0	0- 0	1- 1			
0- 0	0- 0	0- 0	CONFERENCE	0- 0	0- 0	0- 0			
0- 0	0- 0	0- 0	HOME	0- 0	0- 0	0- 0			
0- 0	0- 0	0- 0	AWAY	0- 0	0- 0	0- 0			
0- 0	0- 0	0- 0	NEUTRAL	0- 0	0- 0	0- 0			

RPI 1-25	RPI 26-50	RPI 51-100	RPI 101+	Team's RPI: 322
RPI S Opponent Score	RPI S Opponent Score	RPI S Opponent Score	RPI S Opponent Score	
			116 H New Mexico St. 65 67	
			175 H Texas St. 53 60	
			189 A Texas Tech 61 78	
			193 N Prairie View 59 67	
			334 A UTRGV 59 49	
			334 H UTRGV 57 70	
			341 N Louisiana 64 63	
LAST 12 Division I GAMES:				
			116 H New Mexico St. 65 67	
			334 H UTRGV 57 70	
			193 N Prairie View 59 67	
			341 N Louisiana 64 63	
			175 H Texas St. 53 60	
			189 A Texas Tech 61 78	
			334 A UTRGV 59 49	

Non-Div I Games: UNKNOWN 78 40 Schreiner 64 34 Tex. A&M Int'l 84 36

Average RPI Win:	215	WON-LOST	WINNING	LAST 10	STRENGTH OF	OPP. STRENGTH	TEAM	ADJ.	CONF.	ADJ CONF.
Average RPI Loss:	99	RECORD	PCT. RANK	GAMES	SCHEDULE	OF SCHEDULE	RPI	RPI	RPI	RPI

DIV. I ONLY	3- 3	163	0- 1	159	147	132	132	24	24
DIV. I NON-CONF.	3- 3	163	0- 1	159	147	132	132	24	24
-----									
TOTALS	RPI 1-25	RPI 26-50	W-L RECORDS	RPI 51-100	RPI 101-150	RPI 150+			
3- 3	0- 0	0- 1	OVERALL	0- 1	1- 0	2- 1			
0- 1	0- 0	0- 1	HOME	0- 0	0- 0	0- 0			
2- 2	0- 0	0- 0	AWAY	0- 1	1- 0	1- 1			
1- 0	0- 0	0- 0	NEUTRAL	0- 0	0- 0	1- 0			
3- 3	0- 0	0- 1	NON-CONFERENCE	0- 1	1- 0	2- 1			
0- 1	0- 0	0- 1	HOME	0- 0	0- 0	0- 0			
2- 2	0- 0	0- 0	AWAY	0- 1	1- 0	1- 1			
1- 0	0- 0	0- 0	NEUTRAL	0- 0	0- 0	1- 0			
0- 0	0- 0	0- 0	CONFERENCE	0- 0	0- 0	0- 0			
0- 0	0- 0	0- 0	HOME	0- 0	0- 0	0- 0			
0- 0	0- 0	0- 0	AWAY	0- 0	0- 0	0- 0			
0- 0	0- 0	0- 0	NEUTRAL	0- 0	0- 0	0- 0			

RPI 1-25	RPI 26-50	RPI 51-100	RPI 101+	Team's RPI: 132
RPI S Opponent Score	RPI S Opponent Score	RPI S Opponent Score	RPI S Opponent Score	
	49 H Arkansas 68 80	93 A FGCU 65 81	116 A New Mexico St. 58 46	
			155 A Tulsa 63 75	
			209 N Texas Southern 81 39	
			319 A UTEP 70 69	
LAST 12 Division I GAMES:				
	116 A New Mexico St. 58 46	93 A FGCU 65 81		
		49 H Arkansas 68 80		
		155 A Tulsa 63 75		
		319 A UTEP 70 69		
		209 N Texas Southern 81 39		

Non-Div I Games: Eastern N.M. 78 46 Howard Payne 98 43 Southwest (NM) 90 47 Schreiner 90 43 Abilene Christian

Average RPI Win:	238	WON-LOST	WINNING	LAST 10	STRENGTH OF	OPP. STRENGTH	TEAM	ADJ.	CONF.	ADJ CONF.
Average RPI Loss:	119	RECORD	PCT. RANK	GAMES	SCHEDULE	OF SCHEDULE	RPI	RPI	RPI	RPI
DIV. I ONLY	3- 6	237	0- 1	75	289	195	195	9	9	
DIV. I NON-CONF.	3- 6	237	0- 1	75	289	195	195	9	9	
-----										
TOTALS	RPI 1-25	RPI 26-50	W-L RECORDS	RPI 51-100	RPI 101-150	RPI 150+				
3- 6	0- 0	0- 2	OVERALL	1- 1	0- 0	2- 3				
2- 2	0- 0	0- 0	HOME	1- 0	0- 0	1- 2				
1- 4	0- 0	0- 2	AWAY	0- 1	0- 0	1- 1				
0- 0	0- 0	0- 0	NEUTRAL	0- 0	0- 0	0- 0				
3- 6	0- 0	0- 2	NON-CONFERENCE	1- 1	0- 0	2- 3				
2- 2	0- 0	0- 0	HOME	1- 0	0- 0	1- 2				
1- 4	0- 0	0- 2	AWAY	0- 1	0- 0	1- 1				
0- 0	0- 0	0- 0	NEUTRAL	0- 0	0- 0	0- 0				
0- 0	0- 0	0- 0	CONFERENCE	0- 0	0- 0	0- 0				
0- 0	0- 0	0- 0	HOME	0- 0	0- 0	0- 0				
0- 0	0- 0	0- 0	AWAY	0- 0	0- 0	0- 0				
0- 0	0- 0	0- 0	NEUTRAL	0- 0	0- 0	0- 0				

RPI 1-25				RPI 26-50				RPI 51-100				RPI 101+				Team's RPI: 195
RPI	S	Opponent	Score	RPI	S	Opponent	Score	RPI	S	Opponent	Score	RPI	S	Opponent	Score	
				35	A	Northeastern	41 54	59	H	Northern Colo.	69 57	160	H	George Mason	71 78	
				36	A	Minnesota	50 67	84	A	Portland	60 79	169	A	Denver	66 92	
												227	H	Navy	47 54	
												313	A	Army West Point	71 60	
												343	H	Fairleigh Dickinson	85 37	
LAST 12 Division I GAMES:																
				84	A	Portland	60 79	313	A	Army West Point	71 60					
				227	H	Navy	47 54	343	H	Fairleigh Dickinson	85 37					
				36	A	Minnesota	50 67	169	A	Denver	66 92					
				59	H	Northern Colo.	69 57	160	H	George Mason	71 78					
				35	A	Northeastern	41 54									

Non-Div I Games: Western St. 72 54

Air Force

Average RPI Win: 287

Average RPI Loss: 87

WON-LOST  
RECORDWINNING  
PCT. RANKLAST 10  
GAMESSTRENGTH OF  
SCHEDULEOPP. STRENGTH  
OF SCHEDULETEAM  
RPIADJ.  
RPICONF.  
RPIADJ CONF.  
RPIDIV. I ONLY  
DIV. I NON-CONF.6- 2  
6- 269  
691- 0  
1- 0346  
34682  
82243  
243243  
24310  
1010  
10

TOTALS

RPI 1-25

RPI 26-50

W-L RECORDS

RPI 51-100

RPI 101-150

RPI 150+

6- 2  
3- 1  
1- 1  
2- 00- 0  
0- 0  
0- 0  
0- 00- 1  
0- 1  
0- 0  
0- 0OVERALL  
HOME  
AWAY  
NEUTRAL0- 0  
0- 0  
0- 0  
0- 00- 1  
0- 0  
0- 1  
0- 06- 0  
3- 0  
1- 0  
2- 06- 2  
3- 1  
1- 1  
2- 00- 0  
0- 0  
0- 0  
0- 00- 1  
0- 1  
0- 0  
0- 0NON-CONFERENCE  
HOME  
AWAY  
NEUTRAL0- 0  
0- 0  
0- 0  
0- 00- 1  
0- 0  
0- 1  
0- 06- 0  
3- 0  
1- 0  
2- 00- 0  
0- 0  
0- 0  
0- 00- 0  
0- 0  
0- 0  
0- 00- 0  
0- 0  
0- 0  
0- 0CONFERENCE  
HOME  
AWAY  
NEUTRAL0- 0  
0- 0  
0- 0  
0- 00- 0  
0- 0  
0- 0  
0- 00- 0  
0- 0  
0- 0  
0- 0

RPI 1-25

RPI S Opponent Score

RPI 26-50

RPI S Opponent Score  
50 H Butler 47 63

RPI 51-100

RPI S Opponent Score

RPI 101+

Team's RPI: 243

RPI	S	Opponent	Score
123	A	Youngstown St.	61 72
224	N	Oakland	85 65
249	H	St. Bonaventure	67 58
256	H	Eastern Ky.	63 54
328	H	Canisius	62 53
332	N	Northern Ky.	77 60
333	A	N. C. A&T	49 36

LAST 12 Division I GAMES:

249	H	St. Bonaventure	67	58
256	H	Eastern Ky.	63	54
123	A	Youngstown St.	61	72
332	N	Northern Ky.	77	60
224	N	Oakland	85	65
333	A	N. C. A&T	49	36

328	H	Canisius	62	53
50	H	Butler	47	63

Akron

Akron

Non-Div I Games:

Akron

Loss, 
 Non-Conf, S Site, 
 H Home
A Away 
 N Neutral

Average RPI	Win:	191	WON-LOST	WINNING	LAST 10	STRENGTH OF	OPP. STRENGTH	TEAM	ADJ.	CONF.	ADJ CONF.
Average RPI	Loss:	117	RECORD	PCT. RANK	GAMES	SCHEDULE	OF SCHEDULE	RPI	RPI	RPI	RPI
DIV. I ONLY		7- 4		110	0- 1	76	231	106	106	5	5
DIV. I NON-CONF.		7- 4		110	0- 1	76	231	106	106	5	5
-----											
TOTALS	RPI 1-25		RPI 26-50		W-L RECORDS	RPI 51-100		RPI 101-150		RPI 150+	
7- 4	0- 0		1- 0		OVERALL	1- 2		0- 1		5- 1	
6- 1	0- 0		1- 0		HOME	1- 0		0- 1		4- 0	
1- 1	0- 0		0- 0		AWAY	0- 1		0- 0		1- 0	
0- 2	0- 0		0- 0		NEUTRAL	0- 1		0- 0		0- 1	
7- 4	0- 0		1- 0		NON-CONFERENCE	1- 2		0- 1		5- 1	
6- 1	0- 0		1- 0		HOME	1- 0		0- 1		4- 0	
1- 1	0- 0		0- 0		AWAY	0- 1		0- 0		1- 0	
0- 2	0- 0		0- 0		NEUTRAL	0- 1		0- 0		0- 1	
0- 0	0- 0		0- 0		CONFERENCE	0- 0		0- 0		0- 0	
0- 0	0- 0		0- 0		HOME	0- 0		0- 0		0- 0	
0- 0	0- 0		0- 0		AWAY	0- 0		0- 0		0- 0	
0- 0	0- 0		0- 0		NEUTRAL	0- 0		0- 0		0- 0	

RPI	S	Opponent	Score	RPI	S	Opponent	Score	RPI	S	Opponent	Score	RPI	S	Opponent	Score	Team's RPI: 106
40	H	Tulane	69 58	73	N	Louisiana Tech	62 79	146	H	South Alabama	67 72	155	N	Tulsa	73 80	
				94	A	Utah	62 72	182	H	Southeastern La.	88 40	204	A	SMU	62 61	
				100	H	Clemson	76 56	231	H	Grambling	73 55	244	H	Stetson	59 47	
								338	H	Northwestern St.	87 73					
LAST 12 Division I GAMES:																
231	H	Grambling	73 55	73	N	Louisiana Tech	62 79	338	H	Northwestern St.	87 73					
100	H	Clemson	76 56	40	H	Tulane	69 58	146	H	South Alabama	67 72	155	N	Tulsa	73 80	
204	A	SMU	62 61													
94	A	Utah	62 72													
182	H	Southeastern La.	88 40													
				244	H	Stetson	59 47									

Non-Div I Games:

Alabama

Average RPI	Win: 258	WON-LOST RECORD	WINNING PCT. RANK	LAST 10 GAMES	STRENGTH OF SCHEDULE	OPP. STRENGTH OF SCHEDULE	TEAM RPI	ADJ. RPI	CONF. RPI	ADJ. CONF. RPI
Average RPI	Loss: 203									
DIV. I ONLY	3- 6	237	1- 0	187	344	263	263	28	28	
DIV. I NON-CONF.	3- 6	237	1- 0	187	344	263	263	28	28	
<hr/>										
TOTALS	RPI 1-25	RPI 26-50	W-L RECORDS	RPI 51-100	RPI 101-150	RPI 150+				
3- 6	0- 0	0- 0	OVERALL	0- 1	0- 1	3- 4				
2- 2	0- 0	0- 0	HOME	0- 0	0- 0	2- 2				
1- 4	0- 0	0- 0	AWAY	0- 1	0- 1	1- 2				
0- 0	0- 0	0- 0	NEUTRAL	0- 0	0- 0	0- 0				
3- 6	0- 0	0- 0	NON-CONFERENCE	0- 1	0- 1	3- 4				
2- 2	0- 0	0- 0	HOME	0- 0	0- 0	2- 2				
1- 4	0- 0	0- 0	AWAY	0- 1	0- 1	1- 2				
0- 0	0- 0	0- 0	NEUTRAL	0- 0	0- 0	0- 0				
0- 0	0- 0	0- 0	CONFERENCE	0- 0	0- 0	0- 0				
0- 0	0- 0	0- 0	HOME	0- 0	0- 0	0- 0				
0- 0	0- 0	0- 0	AWAY	0- 0	0- 0	0- 0				
0- 0	0- 0	0- 0	NEUTRAL	0- 0	0- 0	0- 0				

RPI 1-25				RPI 26-50				RPI 51-100				RPI 101+ Team's RPI: 263					
RPI	S	Opponent	Score	RPI	S	Opponent	Score	RPI	S	Opponent	Score	RPI	S	Opponent	Score		
								63	A	Kansas	54	65	127	A	Illinois	60	88
												164	A	UAB	47	82	
												182	H	Southeastern La.	51	48	
												194	H	Jacksonville St.	48	55	
												292	H	Tennessee St.	67	57	
												299	A	Murray St.	59	53	
												323	H	Lipscomb	58	62	
												347	A	Austin Peay	58	75	
LAST 12 Division I GAMES:																	
182	H	Southeastern La.	51	48	194	H	Jacksonville St.	48	55	347	A	Austin Peay	58	75			
292	H	Tennessee St.	67	57	299	A	Murray St.	59	53	164	A	UAB	47	82			
127	A	Illinois	60	88	63	A	Kansas	54	65	323	H	Lipscomb	58	62			

Non-Div I Games:

Alabama A&amp;M

Average RPI Win: 0		WON-LOST RECORD		WINNING PCT. RANK		LAST 10 GAMES		STRENGTH OF SCHEDULE		OPP. STRENGTH OF SCHEDULE		TEAM RPI		ADJ. RPI		CONF. RPI		ADJ CONF. RPI	
Average RPI Loss: 120																			
DIV. I ONLY		0- 9		332		0- 1		4		336		218		218		28		28	
DIV. I NON-CONF.		0- 9		332		0- 1		4		336		218		218		28		28	
TOTALS		RPI 1-25		RPI 26-50		W-L RECORDS		RPI 51-100		RPI 101-150		RPI 150+							
0- 9		0- 1		0- 0		OVERALL		0- 3		0- 2		0- 3							
0- 3		0- 0		0- 0		HOME		0- 1		0- 0		0- 2							
0- 6		0- 1		0- 0		AWAY		0- 2		0- 2		0- 1							
0- 0		0- 0		0- 0		NEUTRAL		0- 0		0- 0		0- 0							
0- 9		0- 1		0- 0		NON-CONFERENCE		0- 3		0- 2		0- 3							
0- 3		0- 0		0- 0		HOME		0- 1		0- 0		0- 2							
0- 6		0- 1		0- 0		AWAY		0- 2		0- 2		0- 1							
0- 0		0- 0		0- 0		NEUTRAL		0- 0		0- 0		0- 0							
0- 0		0- 0		0- 0		CONFERENCE		0- 0		0- 0		0- 0							
0- 0		0- 0		0- 0		HOME		0- 0		0- 0		0- 0							
0- 0		0- 0		0- 0		AWAY		0- 0		0- 0		0- 0							
0- 0		0- 0		0- 0		NEUTRAL		0- 0		0- 0		0- 0							

RPI 1-25				RPI 26-50				RPI 51-100				RPI 101+ Team's RPI: 218			
RPI	S	Opponent	Score	RPI	S	Opponent	Score	RPI	S	Opponent	Score	RPI	S	Opponent	Score
16	A	Kentucky	35 87					55	H	South Carolina	38 94	142	A	North Ala.	42 68
								72	A	Georgia Tech	42 69	146	A	South Alabama	65 77
								92	A	Xavier	58 87	164	H	UAB	47 62
												178	A	Troy	46 116
												219	H	Samford	51 60
LAST 12 Division I GAMES:															
				92	A	Xavier	58 87	178	A	Troy	46 116				
				164	H	UAB	47 62	142	A	North Ala.	42 68				
				146	A	South Alabama	65 77	219	H	Samford	51 60				
				72	A	Georgia Tech	42 69	55	H	South Carolina	38 94				
								16	A	Kentucky	35 87				

Non-Div I Games: Mobile 69 63

Alabama St.

■ Loss, 
 ■ Non-Conf, 
 ■ S Site, 
 ■ H Home 
 ■ A Away 
 N Neutral

Average RPI Win:	321	WON-LOST	WINNING	LAST 10	STRENGTH OF	OPP. STRENGTH	TEAM	ADJ.	CONF.	ADJ CONF.
Average RPI Loss:	189	RECORD	PCT. RANK	GAMES	SCHEDULE	OF SCHEDULE	RPI	RPI	RPI	RPI
DIV. I ONLY	2- 10	302	0- 1	223	314	312	312	22	22	
DIV. I NON-CONF.	2- 10	302	0- 1	223	314	312	312	22	22	
-----										
TOTALS	RPI 1-25	RPI 26-50	W-L RECORDS	RPI 51-100	RPI 101-150	RPI 150+				
2- 10	0- 0	0- 0	OVERALL	0- 3	0- 1	2- 6				
1- 4	0- 0	0- 0	HOME	0- 1	0- 0	1- 3				
1- 6	0- 0	0- 0	AWAY	0- 2	0- 1	1- 3				
0- 0	0- 0	0- 0	NEUTRAL	0- 0	0- 0	0- 0				
2- 10	0- 0	0- 0	NON-CONFERENCE	0- 3	0- 1	2- 6				
1- 4	0- 0	0- 0	HOME	0- 1	0- 0	1- 3				
1- 6	0- 0	0- 0	AWAY	0- 2	0- 1	1- 3				
0- 0	0- 0	0- 0	NEUTRAL	0- 0	0- 0	0- 0				
0- 0	0- 0	0- 0	CONFERENCE	0- 0	0- 0	0- 0				
0- 0	0- 0	0- 0	HOME	0- 0	0- 0	0- 0				
0- 0	0- 0	0- 0	AWAY	0- 0	0- 0	0- 0				
0- 0	0- 0	0- 0	NEUTRAL	0- 0	0- 0	0- 0				

RPI 1-25				RPI 26-50				RPI 51-100				RPI 101+				Team's RPI: 312	
RPI	S	Opponent	Score	RPI	S	Opponent	Score	RPI	S	Opponent	Score	RPI	S	Opponent	Score		
								53	A	Rutgers	39	65	112	A	Purdue	41	53
								88	A	South Fla.	37	74	171	A	Monmouth	56	64
								89	H	Marist	56	74	212	H	Holy Cross	50	56
												250	H	Central Conn. St.	53	60	
												264	A	Cornell	34	48	
												302	A	St. Francis Brooklyn	67	60	
												318	A	Lafayette	66	67	
												328	H	Canisius	42	48	
												339	H	Manhattan	60	54	
LAST 12 Division I GAMES:																	
302	A	St. Francis Brooklyn	67	60	112	A	Purdue	41	53	171	A	Monmouth	56	64			
89	H	Marist	56	74	53	A	Rutgers	39	65	339	H	Manhattan	60	54			
250	H	Central Conn. St.	53	60	264	A	Cornell	34	48	88	A	South Fla.	37	74			
318	A	Lafayette	66	67													
328	H	Canisius	42	48													
212	H	Holy Cross	50	56													

Non-Div I Games:

Albany (NY)





American

American				Through Games Of Dec. 19, 2018								
Average RPI	Win:	214	WON-LOST	WINNING	LAST 10		STRENGTH OF	OPP. STRENGTH	TEAM	ADJ.	CONF.	ADJ CONF.
Average RPI	Loss:	106	RECORD	PCT. RANK	GAMES		SCHEDULE	OF SCHEDULE	RPI	RPI	RPI	RPI
DIV. I ONLY			4- 5	190	0- 1		88	170	148	148	23	23
DIV. I NON-CONF.			4- 5	190	0- 1		88	170	148	148	23	23
-----												
TOTALS		RPI 1-25	RPI 26-50		W-L RECORDS		RPI 51-100		RPI 101-150		RPI 150+	
4- 5		0- 1	0- 0		OVERALL		0- 1		0- 1		4- 2	
3- 0		0- 0	0- 0		HOME		0- 0		0- 0		3- 0	
1- 3		0- 0	0- 0		AWAY		0- 0		0- 1		1- 2	
0- 2		0- 1	0- 0		NEUTRAL		0- 1		0- 0		0- 0	
4- 5		0- 1	0- 0		NON-CONFERENCE		0- 1		0- 1		4- 2	
3- 0		0- 0	0- 0		HOME		0- 0		0- 0		3- 0	
1- 3		0- 0	0- 0		AWAY		0- 0		0- 1		1- 2	
0- 2		0- 1	0- 0		NEUTRAL		0- 1		0- 0		0- 0	
0- 0		0- 0	0- 0		CONFERENCE		0- 0		0- 0		0- 0	
0- 0		0- 0	0- 0		HOME		0- 0		0- 0		0- 0	
0- 0		0- 0	0- 0		AWAY		0- 0		0- 0		0- 0	
0- 0		0- 0	0- 0		NEUTRAL		0- 0		0- 0		0- 0	

American

RPI 1-25				RPI 26-50				RPI 51-100				RPI 101+ Team's RPI: 148			
RPI	S	Opponent	Score	RPI	S	Opponent	Score	RPI	S	Opponent	Score	RPI	S	Opponent	Score
5	N	Stanford	49 71					93	N	FGCU	71 90	101	A	Penn St.	59 80
												155	H	Tul sa	68 52
												160	H	George Mason	86 71
												161	A	Vi rgi ni a	54 57
												169	A	Denver	54 83
												266	A	Hawai i	69 57
												273	H	UMBC	64 42
LAST 12 Di vi si on I GAMES:															
				101	A	Penn St.	59 80					161	A	Vi rgi ni a	54 57
				160	H	George Mason	86 71					273	H	UMBC	64 42
				155	H	Tul sa	68 52					93	N	FGCU	71 90
												5	N	Stanford	49 71
												266	A	Hawai i	69 57
												169	A	Denver	54 83

Non-Di v I Games:

American

Average RPI Win:	270	WON-LOST	WINNING	LAST 10	STRENGTH OF	OPP. STRENGTH	TEAM	ADJ.	CONF.	ADJ CONF.
Average RPI Loss:	145	RECORD	PCT. RANK	GAMES	SCHEDULE	OF SCHEDULE	RPI	RPI	RPI	RPI
DIV. I ONLY	6- 4	121	1- 0	184	322	156	156	19	19	
DIV. I NON-CONF.	6- 4	121	1- 0	184	322	156	156	19	19	
-----										
TOTALS	RPI 1-25	RPI 26-50	W-L RECORDS	RPI 51-100	RPI 101-150	RPI 150+				
6- 4	0- 0	0- 0	OVERALL	0- 2	0- 0	6- 2				
5- 0	0- 0	0- 0	HOME	0- 0	0- 0	5- 0				
1- 4	0- 0	0- 0	AWAY	0- 2	0- 0	1- 2				
0- 0	0- 0	0- 0	NEUTRAL	0- 0	0- 0	0- 0				
6- 4	0- 0	0- 0	NON-CONFERENCE	0- 2	0- 0	6- 2				
5- 0	0- 0	0- 0	HOME	0- 0	0- 0	5- 0				
1- 4	0- 0	0- 0	AWAY	0- 2	0- 0	1- 2				
0- 0	0- 0	0- 0	NEUTRAL	0- 0	0- 0	0- 0				
0- 0	0- 0	0- 0	CONFERENCE	0- 0	0- 0	0- 0				
0- 0	0- 0	0- 0	HOME	0- 0	0- 0	0- 0				
0- 0	0- 0	0- 0	AWAY	0- 0	0- 0	0- 0				
0- 0	0- 0	0- 0	NEUTRAL	0- 0	0- 0	0- 0				

RPI 1-25				RPI 26-50				RPI 51-100				RPI 101+				Team's RPI: 156
RPI	S	Opponent	Score	RPI	S	Opponent	Score	RPI	S	Opponent	Score	RPI	S	Opponent	Score	
								55	A	South Carolina	50 80	164	A	UAB	61 80	
								72	A	Georgia Tech	53 71	210	H	Elon	65 62	
												237	A	Davidson	81 78	
												245	H	Wofford	94 70	
												289	A	ETSU	64 95	
												297	H	Marshall	74 52	
												305	H	Col. of Charleston	80 66	
												327	H	UNC Greensboro	68 65	
LAST 12 Division I GAMES:																
				245	H	Wofford	94 70	297	H	Marshall	74 52					
				55	A	South Carolina	50 80	210	H	Elon	65 62					
				305	H	Col. of Charleston	80 66	237	A	Davidson	81 78					
				289	A	ETSU	64 95	327	H	UNC Greensboro	68 65					
								72	A	Georgia Tech	53 71					
								164	A	UAB	61 80					

Non-Div I Games:

Appalachian St.

Average RPI	Win:	206	WON-LOST	WINNING	LAST 10	STRENGTH OF	OPP. STRENGTH	TEAM	ADJ.	CONF.	ADJ CONF.
Average RPI	Loss:	86	RECORD	PCT. RANK	GAMES	SCHEDULE	OF SCHEDULE	RPI	RPI	RPI	RPI
DIV. I ONLY		9- 1		18	1- 0	304	51	104	104	2	2
DIV. I NON-CONF.		9- 1		18	1- 0	304	51	104	104	2	2
-----											
TOTALS	RPI 1-25		RPI 26-50		W-L RECORDS	RPI 51-100		RPI 101-150		RPI 150+	
9- 1	0- 0		0- 0		OVERALL	3- 1		0- 0		6- 0	
5- 1	0- 0		0- 0		HOME	2- 1		0- 0		3- 0	
2- 0	0- 0		0- 0		AWAY	0- 0		0- 0		2- 0	
2- 0	0- 0		0- 0		NEUTRAL	1- 0		0- 0		1- 0	
9- 1	0- 0		0- 0		NON-CONFERENCE	3- 1		0- 0		6- 0	
5- 1	0- 0		0- 0		HOME	2- 1		0- 0		3- 0	
2- 0	0- 0		0- 0		AWAY	0- 0		0- 0		2- 0	
2- 0	0- 0		0- 0		NEUTRAL	1- 0		0- 0		1- 0	
0- 0	0- 0		0- 0		CONFERENCE	0- 0		0- 0		0- 0	
0- 0	0- 0		0- 0		HOME	0- 0		0- 0		0- 0	
0- 0	0- 0		0- 0		AWAY	0- 0		0- 0		0- 0	
0- 0	0- 0		0- 0		NEUTRAL	0- 0		0- 0		0- 0	

RPI 1-25				RPI 26-50				RPI 51-100				RPI 101+ Team's RPI: 104			
RPI	S	Opponent	Score	RPI	S	Opponent	Score	RPI	S	Opponent	Score	RPI	S	Opponent	Score
								64	H	Idaho St.	71 46	151	A	San Diego St.	69 60
								74	H	Montana	100 51	277	A	Long Beach St.	70 43
								84	N	Portland	92 70	293	H	Incarnate Word	84 42
								86	H	Loyola Marymount	64 66	295	N	Seattle U	84 54
												296	H	South Carolina St.	73 32
												319	H	UTEP	62 40
-----															
LAST 12 Division I GAMES:															
319	H	UTEP	62 40	84	N	Portland	92 70	295	N	Seattle U	84 54				
277	A	Long Beach St.	70 43	86	H	Loyola Marymount	64 66	64	H	Idaho St.	71 46				
74	H	Montana	100 51												
151	A	San Diego St.	69 60												
293	H	Incarnate Word	84 42												
296	H	South Carolina St.	73 32												

Non-Div I Games:

Ari zona

Average RPI	Win:	132	WON-LOST	WINNING	LAST 10	STRENGTH OF	OPP. STRENGTH	TEAM	ADJ.	CONF.	ADJ CONF.
Average RPI	Loss:	12	RECORD	PCT. RANK	GAMES	SCHEDULE	OF SCHEDULE	RPI	RPI	RPI	RPI
DIV. I ONLY		8- 2		48	1- 0	72	12	24	24	2	2
DIV. I NON-CONF.		8- 2		48	1- 0	72	12	24	24	2	2
-----											
TOTALS	RPI 1-25		RPI 26-50		W-L RECORDS	RPI 51-100		RPI 101-150		RPI 150+	
8- 2	0- 2		1- 0		OVERALL	2- 0		3- 0		2- 0	
4- 1	0- 1		0- 0		HOME	1- 0		1- 0		2- 0	
2- 0	0- 0		1- 0		AWAY	0- 0		1- 0		0- 0	
2- 1	0- 1		0- 0		NEUTRAL	1- 0		1- 0		0- 0	
8- 2	0- 2		1- 0		NON-CONFERENCE	2- 0		3- 0		2- 0	
4- 1	0- 1		0- 0		HOME	1- 0		1- 0		2- 0	
2- 0	0- 0		1- 0		AWAY	0- 0		1- 0		0- 0	
2- 1	0- 1		0- 0		NEUTRAL	1- 0		1- 0		0- 0	
0- 0	0- 0		0- 0		CONFERENCE	0- 0		0- 0		0- 0	
0- 0	0- 0		0- 0		HOME	0- 0		0- 0		0- 0	
0- 0	0- 0		0- 0		AWAY	0- 0		0- 0		0- 0	
0- 0	0- 0		0- 0		NEUTRAL	0- 0		0- 0		0- 0	

RPI 1-25				RPI 26-50				RPI 51-100				RPI 101+			
RPI	S	Opponent	Score	RPI	S	Opponent	Score	RPI	S	Opponent	Score	RPI	S	Opponent	Score
11	N	Louisville	56 58	49	A	Arkansas	88 85	73	H	Louisiana Tech	80 44	109	H	Southern U.	69 47
12	H	Baylor	59 65					87	N	Kansas St.	65 51	136	A	Colorado St.	70 39
												150	N	Southern Ill.	82 38
												155	H	Tulsa	70 52
												293	H	Incarnate Word	81 43
-----															
LAST 12 Division I GAMES:															
136	A	Colorado St.	70 39	155	H	Tulsa	70 52	87	N	Kansas St.	65 51	12	H	Baylor	59 65
109	H	Southern U.	69 47	73	H	Louisiana Tech	80 44	293	H	Incarnate Word	81 43				
73	H	Louisiana Tech	80 44	11	N	Louisville	56 58								
150	N	Southern Ill.	82 38	49	A	Arkansas	88 85								

Non-Div I Games:

Ari zona St.

Average RPI Win: 0		WON-LOST RECORD		WINNING PCT. RANK		LAST 10 GAMES		STRENGTH OF SCHEDULE		OPP. STRENGTH OF SCHEDULE		TEAM RPI		ADJ. RPI		CONF. RPI		ADJ CONF. RPI	
Average RPI Loss: 121		0- 3		332		0- 0		2		312		191		191		28		28	
DIV. I ONLY		0- 3		332		0- 0		2		312		191		191		28		28	
DIV. I NON-CONF.		0- 3		332		0- 0		2		312		191		191		28		28	
TOTALS		RPI 1-25		RPI 26-50		W-L RECORDS		RPI 51-100		RPI 101-150		RPI 150+							
0- 3		0- 0		0- 1		OVERALL		0- 1		0- 0		0- 1							
0- 0		0- 0		0- 0		HOME		0- 0		0- 0		0- 0							
0- 3		0- 0		0- 1		AWAY		0- 1		0- 0		0- 1							
0- 0		0- 0		0- 0		NEUTRAL		0- 0		0- 0		0- 0							
0- 3		0- 0		0- 1		NON-CONFERENCE		0- 1		0- 0		0- 1							
0- 0		0- 0		0- 0		HOME		0- 0		0- 0		0- 0							
0- 3		0- 0		0- 1		AWAY		0- 1		0- 0		0- 1							
0- 0		0- 0		0- 0		NEUTRAL		0- 0		0- 0		0- 0							
0- 0		0- 0		0- 0		CONFERENCE		0- 0		0- 0		0- 0							
0- 0		0- 0		0- 0		HOME		0- 0		0- 0		0- 0							
0- 0		0- 0		0- 0		AWAY		0- 0		0- 0		0- 0							
0- 0		0- 0		0- 0		NEUTRAL		0- 0		0- 0		0- 0							

RPI 1-25				RPI 26-50				RPI 51-100				RPI 101+ Team's RPI: 191			
RPI	S	Opponent	Score	RPI	S	Opponent	Score	RPI	S	Opponent	Score	RPI	S	Opponent	Score
				36	A	Minnesota	42 84	91	A	Oregon St.	33 89	236	A	Wichita St.	39 76
LAST 12 Division I GAMES:															
				36	A	Minnesota	42 84	91	A	Oregon St.	33 89	236	A	Wichita St.	39 76

Non-Div I Games: Paul Quinn 68 52 Tougaloo 68 60 Philander Smith 48 53

Ark. -Pine Bluff

Average RPI Win:	177	WON-LOST	WINNING	LAST 10	STRENGTH OF	OPP. STRENGTH	TEAM	ADJ.	CONF.	ADJ CONF.
Average RPI Loss:	49	RECORD	PCT. RANK	GAMES	SCHEDULE	OF SCHEDULE	RPI	RPI	RPI	RPI
DIV. I ONLY	9- 3	69	1- 0	109	78	49	49	5	5	
DIV. I NON-CONF.	9- 3	69	1- 0	109	78	49	49	5	5	
-----										
TOTALS	RPI 1-25	RPI 26-50	W-L RECORDS	RPI 51-100	RPI 101-150	RPI 150+				
9- 3	0- 2	0- 0	OVERALL	1- 0	4- 1	4- 0				
5- 1	0- 1	0- 0	HOME	1- 0	2- 0	2- 0				
2- 1	0- 1	0- 0	AWAY	0- 0	1- 0	1- 0				
2- 1	0- 0	0- 0	NEUTRAL	0- 0	1- 1	1- 0				
9- 3	0- 2	0- 0	NON-CONFERENCE	1- 0	4- 1	4- 0				
5- 1	0- 1	0- 0	HOME	1- 0	2- 0	2- 0				
2- 1	0- 1	0- 0	AWAY	0- 0	1- 0	1- 0				
2- 1	0- 0	0- 0	NEUTRAL	0- 0	1- 1	1- 0				
0- 0	0- 0	0- 0	CONFERENCE	0- 0	0- 0	0- 0				
0- 0	0- 0	0- 0	HOME	0- 0	0- 0	0- 0				
0- 0	0- 0	0- 0	AWAY	0- 0	0- 0	0- 0				
0- 0	0- 0	0- 0	NEUTRAL	0- 0	0- 0	0- 0				

RPI 1-25				RPI 26-50				RPI 51-100				RPI 101+			
RPI	S	Opponent	Score	RPI	S	Opponent	Score	RPI	S	Opponent	Score	RPI	S	Opponent	Score
7	A	Iowa St.	82 91					79	H	Tennessee Tech	65 42	115	N	Pittsburgh	54 61
24	H	Arizona St.	85 88									124	H	Nebraska	84 80
												132	A	Abilene Christian	80 68
												138	H	Oral Roberts	74 61
												145	N	Wisconsin	69 68
												152	A	UT Arlington	66 65
												193	H	Prairie View	71 44
												292	N	Tennessee St.	79 55
												338	H	Northwestern St.	98 53
-----															
LAST 12 Division I GAMES:															
193	H	Prairie View	71 44	124	H	Nebraska	84 80	115	N	Pittsburgh	54 61				
132	A	Abilene Christian	80 68	292	N	Tennessee St.	79 55	24	H	Arizona St.	85 88				
79	H	Tennessee Tech	65 42	152	A	UT Arlington	66 65								
7	A	Iowa St.	82 91	338	H	Northwestern St.	98 53								
138	H	Oral Roberts	74 61												
145	N	Wisconsin	69 68												

Non-Div I Games:

Arkansas

Average RPI Win: 259

Average RPI Loss: 69

WON-LOST  
RECORDWINNING  
PCT. RANKLAST 10  
GAMESSTRENGTH OF  
SCHEDULEOPP. STRENGTH  
OF SCHEDULETEAM  
RPIADJ.  
RPICONF.  
RPIADJ CONF.  
RPIDIV. I ONLY  
DIV. I NON-CONF.5- 4  
5- 4140  
1401- 0  
1- 0194  
194150  
150168  
168168  
16819  
1919  
19

TOTALS

RPI 1-25

RPI 26-50

W-L RECORDS

RPI 51-100

RPI 101-150

RPI 150+

5- 4

0- 0

0- 1

OVERALL

0- 2

0- 1

5- 0

4- 1

0- 0

0- 0

HOME

0- 1

0- 0

4- 0

1- 3

0- 0

0- 1

AWAY

0- 1

0- 1

1- 0

0- 0

0- 0

0- 0

NEUTRAL

0- 0

0- 0

0- 0

5- 4

0- 0

0- 1

NON-CONFERENCE

0- 2

0- 1

5- 0

4- 1

0- 0

0- 0

HOME

0- 1

0- 0

4- 0

1- 3

0- 0

0- 1

AWAY

0- 1

0- 1

1- 0

0- 0

0- 0

0- 0

NEUTRAL

0- 0

0- 0

0- 0

0- 0

0- 0

0- 0

CONFERENCE

0- 0

0- 0

0- 0

0- 0

0- 0

0- 0

HOME

0- 0

0- 0

0- 0

0- 0

0- 0

0- 0

AWAY

0- 0

0- 0

0- 0

0- 0

0- 0

0- 0

NEUTRAL

0- 0

0- 0

0- 0

RPI 1-25

RPI 26-50

RPI 51-100

RPI 101+

Team's RPI: 168

RPI S Opponent Score

RPI S Opponent Score

RPI S Opponent Score

RPI S Opponent Score

38 A Texas A&amp;M 56 97

54 A UT Martin 91 97

73 H Louisiana Tech 70 80

110 A Oklahoma St. 60 62

155 H Tulsa 73 60

251 H Memphis 77 66

270 H Mississippi Val. 60 57

299 H Murray St. 74 63

319 A UTEP 67 66

LAST 12 Division I GAMES:

155 H Tulsa 73 60

319 A UTEP 67 66

299 H Murray St. 74 63

38 A Texas A&amp;M 56 97

73 H Louisiana Tech 70 80

54 A UT Martin 91 97

270 H Mississippi Val. 60 57

251 H Memphis 77 66

110 A Oklahoma St. 60 62

Arkansas St.

Arkansas St.

Non-Div I Games:

Arkansas St.

Loss, Non-Conf, S Site, H Home A Away N Neutral



Average RPI Win: 332  
Average RPI Loss: 164

WON-LOST  
RECORD

WINNING  
PCT. RANK

LAST 10  
GAMES

STRENGTH OF  
SCHEDULE

OPP. STRENGTH  
OF SCHEDULE

TEAM  
RPI

ADJ.  
RPI

CONF.  
RPI

ADJ CONF.  
RPI

DIV. I ONLY	4- 6	207	0- 1	327	286	313	313	23	23
DIV. I NON-CONF.	4- 6	207	0- 1	327	286	313	313	23	23
-----									
TOTALS	RPI 1-25	RPI 26-50	W-L RECORDS	RPI 51-100	RPI 101-150	RPI 150+			
4- 6	0- 0	0- 0	OVERALL	0- 2	0- 1	4- 3			
2- 3	0- 0	0- 0	HOME	0- 1	0- 1	2- 1			
2- 3	0- 0	0- 0	AWAY	0- 1	0- 0	2- 2			
0- 0	0- 0	0- 0	NEUTRAL	0- 0	0- 0	0- 0			
4- 6	0- 0	0- 0	NON-CONFERENCE	0- 2	0- 1	4- 3			
2- 3	0- 0	0- 0	HOME	0- 1	0- 1	2- 1			
2- 3	0- 0	0- 0	AWAY	0- 1	0- 0	2- 2			
0- 0	0- 0	0- 0	NEUTRAL	0- 0	0- 0	0- 0			
0- 0	0- 0	0- 0	CONFERENCE	0- 0	0- 0	0- 0			
0- 0	0- 0	0- 0	HOME	0- 0	0- 0	0- 0			
0- 0	0- 0	0- 0	AWAY	0- 0	0- 0	0- 0			
0- 0	0- 0	0- 0	NEUTRAL	0- 0	0- 0	0- 0			

RPI 1-25				RPI 26-50				RPI 51-100				RPI 101+ Team's RPI: 313			
RPI	S	Opponent	Score	RPI	S	Opponent	Score	RPI	S	Opponent	Score	RPI	S	Opponent	Score
								61	A	TCU	38 63	119	H	Yale	51 62
								80	H	St. John's (NY)	49 60	195	H	Air Force	60 71
												247	A	Binghamton	47 60
												284	A	Columbia	49 70
												302	H	St. Francis Brooklyn	69 57
												331	A	Wagner	61 46
												343	H	Fairleigh Dickinson	62 40
												350	A	LIU Brooklyn	57 42
LAST 12 Division I GAMES:															
302	H	St. Francis Brooklyn	69 57	119	H	Yale	51 62								
247	A	Binghamton	47 60	331	A	Wagner	61 46								
195	H	Air Force	60 71	343	H	Fairleigh Dickinson	62 40								
80	H	St. John's (NY)	49 60	61	A	TCU	38 63								
284	A	Columbia	49 70												
350	A	LIU Brooklyn	57 42												

Non-Div I Games:

Army West Point

Loss, Non-Conf, S Site, H Home A Away N Neutral

Average RPI	Win:	203	WON-LOST	WINNING	LAST 10	STRENGTH OF	OPP. STRENGTH	TEAM	ADJ.	CONF.	ADJ CONF.
Average RPI	Loss:	7	RECORD	PCT. RANK	GAMES	SCHEDULE	OF SCHEDULE	RPI	RPI	RPI	RPI
DIV. I ONLY		8- 1	27	1- 0	182	108	34	34	5	5	
DIV. I NON-CONF.		8- 1	27	1- 0	182	108	34	34	5	5	
-----											
TOTALS	RPI 1-25		RPI 26-50		W-L RECORDS	RPI 51-100		RPI 101-150		RPI 150+	
8- 1	0- 1		1- 0		OVERALL	0- 0		0- 0		7- 0	
5- 0	0- 0		0- 0		HOME	0- 0		0- 0		5- 0	
2- 1	0- 1		1- 0		AWAY	0- 0		0- 0		1- 0	
1- 0	0- 0		0- 0		NEUTRAL	0- 0		0- 0		1- 0	
8- 1	0- 1		1- 0		NON-CONFERENCE	0- 0		0- 0		7- 0	
5- 0	0- 0		0- 0		HOME	0- 0		0- 0		5- 0	
2- 1	0- 1		1- 0		AWAY	0- 0		0- 0		1- 0	
1- 0	0- 0		0- 0		NEUTRAL	0- 0		0- 0		1- 0	
0- 0	0- 0		0- 0		CONFERENCE	0- 0		0- 0		0- 0	
0- 0	0- 0		0- 0		HOME	0- 0		0- 0		0- 0	
0- 0	0- 0		0- 0		AWAY	0- 0		0- 0		0- 0	
0- 0	0- 0		0- 0		NEUTRAL	0- 0		0- 0		0- 0	

RPI 1-25				RPI 26-50				Team's RPI: 34				RPI 51-100				RPI 101+			
RPI	S	Opponent	Score	RPI	S	Opponent	Score					RPI	S	Opponent	Score	RPI	S	Opponent	Score
7	A	Iowa St.	64 67	27	A	New Mexico	79 76									162	N	Coastal Caro.	84 78
																166	H	Oklahoma	95 79
																174	H	Nicholls St.	80 59
																219	H	Samford	73 46
																231	H	Grambling	97 48
																301	A	Saint Joseph's	81 70
																341	H	Louisiana	71 59
-----																			
										LAST 12 Division I GAMES:									
341	H	Louisiana	71 59	27	A	New Mexico	79 76			7	A	Iowa St.	64 67			162	N	Coastal Caro.	84 78
174	H	Nicholls St.	80 59													219	H	Samford	73 46
231	H	Grambling	97 48													301	A	Saint Joseph's	81 70
																166	H	Oklahoma	95 79

Non-Div I Games: Xavier (LA) 77 58

Auburn

Average RPI Loss: 245

DIV. I ONLY	3- 6	237	0- 0	351	236	347	347	21	21
DIV. I NON-CONF.	3- 6	237	0- 0	351	236	347	347	21	21
TOTALS	RPI 1-25	RPI 26-50	W-L RECORDS	RPI 51-100	RPI 101-150	RPI 150+			
3- 6	0- 0	0- 0	OVERALL	0- 0	0- 0	3- 6			
3- 1	0- 0	0- 0	HOME	0- 0	0- 0	3- 1			
0- 5	0- 0	0- 0	AWAY	0- 0	0- 0	0- 5			
0- 0	0- 0	0- 0	NEUTRAL	0- 0	0- 0	0- 0			
3- 6	0- 0	0- 0	NON-CONFERENCE	0- 0	0- 0	3- 6			
3- 1	0- 0	0- 0	HOME	0- 0	0- 0	3- 1			
0- 5	0- 0	0- 0	AWAY	0- 0	0- 0	0- 5			
0- 0	0- 0	0- 0	NEUTRAL	0- 0	0- 0	0- 0			
0- 0	0- 0	0- 0	CONFERENCE	0- 0	0- 0	0- 0			
0- 0	0- 0	0- 0	HOME	0- 0	0- 0	0- 0			
0- 0	0- 0	0- 0	AWAY	0- 0	0- 0	0- 0			
0- 0	0- 0	0- 0	NEUTRAL	0- 0	0- 0	0- 0			

RPI 1-25				RPI 26-50				RPI 51-100				RPI 101+				Team's RPI: 347	
RPI	S	Opponent	Score	RPI	S	Opponent	Score	RPI	S	Opponent	Score	RPI	S	Opponent	Score		
												154	A	Cincinnati	48	69	
												170	A	Vanderbilt	70	99	
												258	A	Illinois St.	49	61	
												263	H	Alabama A&M	75	58	
												268	A	Western Ill.	72	77	
												270	H	Mississippi Val.	89	95	
												323	H	Lipscomb	70	58	
												332	H	Northern Ky.	52	48	
												349	A	Evansville	52	56	
LAST 12 Division I GAMES:																	
												349	A	Evansville	52	56	
												263	H	Alabama A&M	75	58	
												258	A	Illinois St.	49	61	
												268	A	Western Ill.	72	77	
												323	H	Lipscomb	70	58	
												332	H	Northern Ky.	52	48	
												270	H	Mississippi Val.	89	95	
												170	A	Vanderbilt	70	99	
												154	A	Cincinnati	48	69	

Austin Peay

Average RPI Win:	183	WON-LOST	WINNING	LAST 10	STRENGTH OF	OPP. STRENGTH	TEAM	ADJ.	CONF.	ADJ CONF.
Average RPI Loss:	105	RECORD	PCT. RANK	GAMES	SCHEDULE	OF SCHEDULE	RPI	RPI	RPI	RPI
DIV. I ONLY	7- 3	84	1- 0	150	87	69	69	7	7	
DIV. I NON-CONF.	7- 3	84	1- 0	150	87	69	69	7	7	
-----										
TOTALS	RPI 1-25	RPI 26-50	W-L RECORDS	RPI 51-100	RPI 101-150	RPI 150+				
7- 3	0- 1	0- 0	OVERALL	2- 1	1- 0	4- 1				
3- 1	0- 1	0- 0	HOME	0- 0	1- 0	2- 0				
2- 2	0- 0	0- 0	AWAY	1- 1	0- 0	1- 1				
2- 0	0- 0	0- 0	NEUTRAL	1- 0	0- 0	1- 0				
7- 3	0- 1	0- 0	NON-CONFERENCE	2- 1	1- 0	4- 1				
3- 1	0- 1	0- 0	HOME	0- 0	1- 0	2- 0				
2- 2	0- 0	0- 0	AWAY	1- 1	0- 0	1- 1				
2- 0	0- 0	0- 0	NEUTRAL	1- 0	0- 0	1- 0				
0- 0	0- 0	0- 0	CONFERENCE	0- 0	0- 0	0- 0				
0- 0	0- 0	0- 0	HOME	0- 0	0- 0	0- 0				
0- 0	0- 0	0- 0	AWAY	0- 0	0- 0	0- 0				
0- 0	0- 0	0- 0	NEUTRAL	0- 0	0- 0	0- 0				

RPI 1-25				RPI 26-50				RPI 51-100				RPI 101+			
RPI	S	Opponent	Score	RPI	S	Opponent	Score	RPI	S	Opponent	Score	RPI	S	Opponent	Score
6	H	Cal i forni a	52 70					61	N	TCU	61 58	136	H	Colorado St.	51 42
								94	A	Utah	67 78	183	H	UC Ri versi de	72 70
								98	A	Utah St.	62 57	214	A	Southern Utah	64 67
												259	N	Cal i forni a Baptist	76 69
												260	H	Eastern Wash.	80 65
												282	A	Utah Valley	77 51
LAST 12 Division I GAMES:															
136	H	Colorado St.	51 42	98	A	Utah St.	62 57	260	H	Eastern Wash.	80 65	6	H	Cal i forni a	52 70
94	A	Utah	67 78					183	H	UC Ri versi de	72 70				
282	A	Utah Valley	77 51												
214	A	Southern Utah	64 67												
259	N	Cal i forni a Baptist	76 69												
61	N	TCU	61 58												

Non-Div I Games:

BYU

Average RPI Win:	194	WON-LOST	WINNING	LAST 10	STRENGTH OF	OPP. STRENGTH	TEAM	ADJ.	CONF.	ADJ CONF.
Average RPI Loss:	118	RECORD	PCT. RANK	GAMES	SCHEDULE	OF SCHEDULE	RPI	RPI	RPI	RPI

DIV. I ONLY	3- 7	252	0- 1	236	26	255	255	10	10
DIV. I NON-CONF.	3- 7	252	0- 1	236	26	255	255	10	10
-----									
TOTALS	RPI 1-25	RPI 26-50	W-L RECORDS	RPI 51-100	RPI 101-150	RPI 150+			
3- 7	0- 0	0- 2	OVERALL	0- 1	0- 1	3- 3			
2- 2	0- 0	0- 0	HOME	0- 0	0- 1	2- 1			
1- 2	0- 0	0- 1	AWAY	0- 0	0- 0	1- 1			
0- 3	0- 0	0- 1	NEUTRAL	0- 1	0- 0	0- 1			
3- 7	0- 0	0- 2	NON-CONFERENCE	0- 1	0- 1	3- 3			
2- 2	0- 0	0- 0	HOME	0- 0	0- 1	2- 1			
1- 2	0- 0	0- 1	AWAY	0- 0	0- 0	1- 1			
0- 3	0- 0	0- 1	NEUTRAL	0- 1	0- 0	0- 1			
0- 0	0- 0	0- 0	CONFERENCE	0- 0	0- 0	0- 0			
0- 0	0- 0	0- 0	HOME	0- 0	0- 0	0- 0			
0- 0	0- 0	0- 0	AWAY	0- 0	0- 0	0- 0			
0- 0	0- 0	0- 0	NEUTRAL	0- 0	0- 0	0- 0			

RPI S Opponent	RPI S Opponent	RPI S Opponent	RPI S Opponent	Team's RPI: 255
RPI 1-25	RPI 26-50	RPI 51-100	RPI 101+	
41 N Duke	62 79	65 N Qui nni pi ac	66 69	112 H Purdue
50 A Butler	47 64			154 H Cincinnati
				159 N Fordham
				170 H Vanderbilt
				177 A Western Ky.
				228 A Missouri St.
				252 H Cleveland St.
LAST 12 Division I GAMES:				
177 A Western Ky.	86 83	65 N Qui nni pi ac	66 69	
170 H Vanderbilt	43 60	41 N Duke	62 79	
50 A Butler	47 64	252 H Cleveland St.	67 62	
154 H Cincinnati	75 63	112 H Purdue	38 80	
159 N Fordham	70 78			
228 A Missouri St.	54 74			

Non-Div I Games:

Bal I St.

Average RPI	Win: 127	WON-LOST	WINNING	LAST 10	STRENGTH OF	OPP. STRENGTH	TEAM	ADJ.	CONF.	ADJ CONF.
Average RPI	Loss: 5	RECORD	PCT. RANK	GAMES	SCHEDULE	OF SCHEDULE	RPI	RPI	RPI	RPI
DIV. I ONLY	8- 1	27	0- 1	87	6	12	12	6	6	
DIV. I NON-CONF.	8- 1	27	0- 1	87	6	12	12	6	6	
-----										
TOTALS	RPI 1-25	RPI 26-50	W-L RECORDS	RPI 51-100	RPI 101-150	RPI 150+				
8- 1	2- 1	0- 0	OVERALL	1- 0	1- 0	4- 0				
4- 0	0- 0	0- 0	HOME	0- 0	1- 0	3- 0				
2- 1	1- 1	0- 0	AWAY	1- 0	0- 0	0- 0				
2- 0	1- 0	0- 0	NEUTRAL	0- 0	0- 0	1- 0				
8- 1	2- 1	0- 0	NON-CONFERENCE	1- 0	1- 0	4- 0				
4- 0	0- 0	0- 0	HOME	0- 0	1- 0	3- 0				
2- 1	1- 1	0- 0	AWAY	1- 0	0- 0	0- 0				
2- 0	1- 0	0- 0	NEUTRAL	0- 0	0- 0	1- 0				
0- 0	0- 0	0- 0	CONFERENCE	0- 0	0- 0	0- 0				
0- 0	0- 0	0- 0	HOME	0- 0	0- 0	0- 0				
0- 0	0- 0	0- 0	AWAY	0- 0	0- 0	0- 0				
0- 0	0- 0	0- 0	NEUTRAL	0- 0	0- 0	0- 0				

RPI 1-25	Team's RPI: 12	RPI 26-50	RPI 51-100	RPI 101+
RPI S Opponent Score	RPI S Opponent Score	RPI S Opponent Score	RPI S Opponent Score	RPI S Opponent Score
5 A Stanford 63 68			55 A South Carolina 94 69	109 H Southern U. 94 49
22 N South Dakota St. 72 66				174 H Nicholls St. 100 39
24 A Arizona St. 65 59				180 N Georgetown 67 46
				211 H Morehead St. 96 58
				238 H Saint Francis (PA) 116 58
LAST 12 Division I GAMES:				
22 N South Dakota St. 72 66	5 A Stanford 63 68	211 H Morehead St. 96 58		
109 H Southern U. 94 49	55 A South Carolina 94 69	180 N Georgetown 67 46		
24 A Arizona St. 65 59				
238 H Saint Francis (PA) 116 58				
174 H Nicholls St. 100 39				

Non-Div I Games:

Bayl or

Belmont

Belmont					Through Games Of Dec. 19, 2018								
Average RPI	Win:	185	WON-LOST	WINNING	LAST 10	STRENGTH OF	OPP. STRENGTH	TEAM	ADJ.	CONF.	ADJ CONF.		
Average RPI	Loss:	50	RECORD	PCT. RANK	GAMES	SCHEDULE	OF SCHEDULE	RPI	RPI	RPI	RPI		
DIV. I ONLY		6- 3	96	1- 0	130	60	51	51	21	21			
DIV. I NON-CONF.		6- 3	96	1- 0	130	60	51	51	21	21			
-----													
TOTALS		RPI 1-25	RPI 26-50		W-L RECORDS		RPI 51-100	RPI 101-150	RPI 150+				
6- 3	0- 1	0- 1		OVERALL		1- 1	2- 0	3- 0					
2- 1	0- 0	0- 1		HOME		0- 0	0- 0	2- 0					
4- 2	0- 1	0- 0		AWAY		1- 1	2- 0	1- 0					
0- 0	0- 0	0- 0		NEUTRAL		0- 0	0- 0	0- 0					
6- 3	0- 1	0- 1		NON-CONFERENCE		1- 1	2- 0	3- 0					
2- 1	0- 0	0- 1		HOME		0- 0	0- 0	2- 0					
4- 2	0- 1	0- 0		AWAY		1- 1	2- 0	1- 0					
0- 0	0- 0	0- 0		NEUTRAL		0- 0	0- 0	0- 0					
0- 0	0- 0	0- 0		CONFERENCE		0- 0	0- 0	0- 0					
0- 0	0- 0	0- 0		HOME		0- 0	0- 0	0- 0					
0- 0	0- 0	0- 0		AWAY		0- 0	0- 0	0- 0					
0- 0	0- 0	0- 0		NEUTRAL		0- 0	0- 0	0- 0					
-----													
RPI 1-25				RPI 26-50				Team's RPI: 51		RPI 101+			
RPI	S	Opponent	Score	RPI	S	Opponent	Score	RPI	S	Opponent	Score		
3	A	NC State	62 77	46	H	Tol edo	69 78	58	A	Mi ddle Tenn.	45 38		
								100	A	Cl emson	62 65		
										105	A	Wright St.	79 63
										135	A	Chattanooga	67 51
										155	H	Tul sa	78 53
										323	H	Li pscomb	83 43
										332	A	Northern Ky.	71 53
-----													
LAST 12 Division I GAMES:													
135	A	Chattanooga	67 51	323	H	Li pscomb	83 43						
155	H	Tul sa	78 53	100	A	Cl emson	62 65						
3	A	NC State	62 77	46	H	Tol edo	69 78						
				332	A	Northern Ky.	71 53						
				58	A	Mi ddle Tenn.	45 38						
				105	A	Wright St.	79 63						

Belmont

Non-Div I Games:

Belmont

Average RPI Win: **269**  
 Average RPI Loss: **168**

WON-LOST  
RECORD

WINNING  
PCT. RANK

LAST 10  
GAMES

STRENGTH OF  
SCHEDULE

OPP. STRENGTH  
OF SCHEDULE

TEAM  
RPI

ADJ.  
RPI

CONF.  
RPI

ADJ CONF.  
RPI

DIV. I ONLY	4- 3	136	1- 0	313	204	217	217	32	32
DIV. I NON-CONF.	4- 3	136	1- 0	313	204	217	217	32	32
<hr/>									
TOTALS	RPI 1-25	RPI 26-50	W-L RECORDS	RPI 51-100	RPI 101-150	RPI 150+			
4- 3	0- 0	0- 0	OVERALL	0- 1	0- 0	4- 2			
3- 0	0- 0	0- 0	HOME	0- 0	0- 0	3- 0			
1- 3	0- 0	0- 0	AWAY	0- 1	0- 0	1- 2			
0- 0	0- 0	0- 0	NEUTRAL	0- 0	0- 0	0- 0			
4- 3	0- 0	0- 0	NON-CONFERENCE	0- 1	0- 0	4- 2			
3- 0	0- 0	0- 0	HOME	0- 0	0- 0	3- 0			
1- 3	0- 0	0- 0	AWAY	0- 1	0- 0	1- 2			
0- 0	0- 0	0- 0	NEUTRAL	0- 0	0- 0	0- 0			
0- 0	0- 0	0- 0	CONFERENCE	0- 0	0- 0	0- 0			
0- 0	0- 0	0- 0	HOME	0- 0	0- 0	0- 0			
0- 0	0- 0	0- 0	AWAY	0- 0	0- 0	0- 0			
0- 0	0- 0	0- 0	NEUTRAL	0- 0	0- 0	0- 0			

RPI 1-25				RPI 26-50				RPI 51-100				RPI 101+ Team's RPI: 217					
RPI	S	Opponent	Score	RPI	S	Opponent	Score	RPI	S	Opponent	Score	RPI	S	Opponent	Score		
								88	A	South Fla.	39	88	185	A	Florida	53	64
												213	A	Jacksonville	58	56	
												232	A	Ga. Southern	76	77	
												239	H	North Florida	76	60	
												307	H	Liberty	81	76	
												316	H	FIU	68	57	
LAST 12 Division I GAMES:																	
239	H	North Florida	76	60	316	H	FIU	68	57								
185	A	Florida	53	64	88	A	South Fla.	39	88								
213	A	Jacksonville	58	56	307	H	Liberty	81	76								
232	A	Ga. Southern	76	77													

Non-Div I Games: Flagler 74 59 Edward Waters 73 46

Bethune-Cookman

Loss, Non-Conf, S Site, H Home A Away N Neutral



Average RPI	Win: 307	WON-LOST RECORD	WINNING PCT. RANK	LAST 10 GAMES	STRENGTH OF SCHEDULE	OPP. STRENGTH OF SCHEDULE	TEAM RPI	ADJ. RPI	CONF. RPI	ADJ CONF. RPI
Average RPI	Loss: 150									
DIV. I ONLY	3- 7	252	0- 1	103	294	247	247	22	22	
DIV. I NON-CONF.	3- 7	252	0- 1	103	294	247	247	22	22	
-----										
TOTALS	RPI 1-25	RPI 26-50	W-L RECORDS	RPI 51-100	RPI 101-150	RPI 150+				
3- 7	0- 2	0- 0	OVERALL	0- 1	0- 1	3- 3				
3- 2	0- 0	0- 0	HOME	0- 0	0- 1	3- 1				
0- 5	0- 2	0- 0	AWAY	0- 1	0- 0	0- 2				
0- 0	0- 0	0- 0	NEUTRAL	0- 0	0- 0	0- 0				
3- 7	0- 2	0- 0	NON-CONFERENCE	0- 1	0- 1	3- 3				
3- 2	0- 0	0- 0	HOME	0- 0	0- 1	3- 1				
0- 5	0- 2	0- 0	AWAY	0- 1	0- 0	0- 2				
0- 0	0- 0	0- 0	NEUTRAL	0- 0	0- 0	0- 0				
0- 0	0- 0	0- 0	CONFERENCE	0- 0	0- 0	0- 0				
0- 0	0- 0	0- 0	HOME	0- 0	0- 0	0- 0				
0- 0	0- 0	0- 0	AWAY	0- 0	0- 0	0- 0				
0- 0	0- 0	0- 0	NEUTRAL	0- 0	0- 0	0- 0				

RPI 1-25				RPI 26-50				RPI 51-100				RPI 101+ Team's RPI: 247			
RPI	S	Opponent	Score	RPI	S	Opponent	Score	RPI	S	Opponent	Score	RPI	S	Opponent	Score
1	A	Notre Dame	53 103					75	A	Ohio	49 86	130	H	Lehigh	55 65
10	A	Marquette	40 93									230	H	Rider	57 62
												264	H	Cornell	72 61
												286	A	Niagara	72 79
												313	H	Army West Point	60 47
												318	A	Lafayette	50 59
												343	H	Fairleigh Dickinson	73 54
-----															
LAST 12 Division I GAMES:															
286	A	Niagara	72 79	10	A	Marquette	40 93								
343	H	Fairleigh Dickinson	73 54	1	A	Notre Dame	53 103								
313	H	Army West Point	60 47	230	H	Rider	57 62								
130	H	Lehigh	55 65	264	H	Cornell	72 61								
75	A	Ohio	49 86												
318	A	Lafayette	50 59												

Non-Div I Games: Charleston (WV) 69 62 Caldwell 73 54

Binghamton

Average RPI Win:

166

Average RPI Loss:

89

WON-LOST  
RECORD

7- 2

WINNING  
PCT. RANK

58

LAST 10  
GAMES

1- 0

STRENGTH OF  
SCHEDULE

228

OPP. STRENGTH  
OF SCHEDULE

22

TEAM  
RPI

82

ADJ.  
RPI

82

CONF.  
RPI

9

ADJ CONF.  
RPI

9

DIV. I ONLY  
DIV. I NON-CONF.7- 2  
7- 258  
581- 0  
1- 0228  
22822  
2282  
8282  
829  
99  
9

TOTALS

RPI 1-25

RPI 26-50

W-L RECORDS

RPI 51-100

RPI 101-150

RPI 150+

7- 2

0- 1

0- 0

OVERALL

2- 0

1- 0

4- 1

3- 1

0- 1

0- 0

HOME

0- 0

1- 0

2- 0

1- 1

0- 0

0- 0

AWAY

1- 0

0- 0

0- 1

3- 0

0- 0

0- 0

NEUTRAL

1- 0

0- 0

2- 0

7- 2

0- 1

0- 0

NON-CONFERENCE

2- 0

1- 0

4- 1

3- 1

0- 1

0- 0

HOME

0- 0

1- 0

2- 0

1- 1

0- 0

0- 0

AWAY

1- 0

0- 0

0- 1

3- 0

0- 0

0- 0

NEUTRAL

1- 0

0- 0

2- 0

0- 0

0- 0

0- 0

CONFERENCE

0- 0

0- 0

0- 0

0- 0

0- 0

0- 0

HOME

0- 0

0- 0

0- 0

0- 0

0- 0

0- 0

AWAY

0- 0

0- 0

0- 0

0- 0

0- 0

0- 0

NEUTRAL

0- 0

0- 0

0- 0

RPI 1-25

RPI 26-50

RPI 51-100

Team's RPI: 82

RPI 101+

RPI	S	Opponent	Score
11	H	Louisville	55 74

RPI	S	Opponent	Score
-----	---	----------	-------

RPI	S	Opponent	Score
62	A	Washington	73 69
83	N	UNI	61 60

RPI	S	Opponent	Score
139	H	CSUN	74 63
163	N	Idaho	91 85
167	A	Washington St.	71 95
214	H	Southern Utah	88 53
238	N	Saint Francis (PA)	78 64
260	H	Eastern Wash.	67 55

LAST 12 Division I GAMES:

83	N	UNI	61	60	62	A	Washington	73	69
163	N	Idaho	91	85	214	H	Southern Utah	88	53
11	H	Louisville	55	74	238	N	Saint Francis (PA)	78	64
139	H	CSUN	74	63	260	H	Eastern Wash.	67	55
					167	A	Washington St.	71	95

Non-Div I Games:

Southern Ore.

91 46

Northwest Chrst.

93 26

Boi se St.

Average RPI	Win:	229	WON-LOST	WINNING	LAST 10	STRENGTH OF	OPP. STRENGTH	TEAM	ADJ.	CONF.	ADJ CONF.
Average RPI	Loss:	70	RECORD	PCT. RANK	GAMES	SCHEDULE	OF SCHEDULE	RPI	RPI	RPI	RPI
DIV. I ONLY		9- 2		39	1- 0	227	181	117	117	1	1
DIV. I NON-CONF.		9- 2		39	1- 0	227	181	117	117	1	1
-----											
TOTALS	RPI 1-25		RPI 26-50		W-L RECORDS	RPI 51-100		RPI 101-150		RPI 150+	
9- 2	0- 0		0- 1		OVERALL	0- 0		2- 1		7- 0	
5- 2	0- 0		0- 1		HOME	0- 0		0- 1		5- 0	
2- 0	0- 0		0- 0		AWAY	0- 0		2- 0		0- 0	
2- 0	0- 0		0- 0		NEUTRAL	0- 0		0- 0		2- 0	
9- 2	0- 0		0- 1		NON-CONFERENCE	0- 0		2- 1		7- 0	
5- 2	0- 0		0- 1		HOME	0- 0		0- 1		5- 0	
2- 0	0- 0		0- 0		AWAY	0- 0		2- 0		0- 0	
2- 0	0- 0		0- 0		NEUTRAL	0- 0		0- 0		2- 0	
0- 0	0- 0		0- 0		CONFERENCE	0- 0		0- 0		0- 0	
0- 0	0- 0		0- 0		HOME	0- 0		0- 0		0- 0	
0- 0	0- 0		0- 0		AWAY	0- 0		0- 0		0- 0	
0- 0	0- 0		0- 0		NEUTRAL	0- 0		0- 0		0- 0	

RPI 1-25				RPI 26-50				RPI 51-100				RPI 101+ Team's RPI: 117			
RPI	S	Opponent	Score	RPI	S	Opponent	Score	RPI	S	Opponent	Score	RPI	S	Opponent	Score
				36	H	Minnesota	69 77					103	H	Providence	57 61
												128	A	Houston	64 57
												140	A	Rhode Island	88 64
												187	H	Boston U.	78 51
												212	H	Holy Cross	89 63
												230	N	Rider	112 61
												279	H	Bryant	83 46
												281	H	Saint Peter's	89 57
												284	H	Columbia	74 60
												324	N	Loyola Maryland	73 47
-----															
LAST 12 Division I GAMES:															
230	N	Rider	112 61	36	H	Minnesota	69 77	279	H	Bryant	83 46				
187	H	Boston U.	78 51					284	H	Columbia	74 60				
212	H	Holy Cross	89 63					103	H	Providence	57 61				
281	H	Saint Peter's	89 57					324	N	Loyola Maryland	73 47				
140	A	Rhode Island	88 64					128	A	Houston	64 57				

Non-Div I Games:

Boston College

Average RPI Win:	254	WON-LOST	WINNING	LAST 10	STRENGTH OF	OPP. STRENGTH	TEAM	ADJ.	CONF.	ADJ CONF.
Average RPI Loss:	142	RECORD	PCT. RANK	GAMES	SCHEDULE	OF SCHEDULE	RPI	RPI	RPI	RPI
DIV. I ONLY	4- 5	190	0- 1	132	257	187	187	23	23	
DIV. I NON-CONF.	4- 5	190	0- 1	132	257	187	187	23	23	
-----										
TOTALS	RPI 1-25	RPI 26-50	W-L RECORDS	RPI 51-100	RPI 101-150	RPI 150+				
4- 5	0- 0	0- 1	OVERALL	0- 1	0- 1	4- 2				
4- 0	0- 0	0- 0	HOME	0- 0	0- 0	4- 0				
0- 5	0- 0	0- 1	AWAY	0- 1	0- 1	0- 2				
0- 0	0- 0	0- 0	NEUTRAL	0- 0	0- 0	0- 0				
4- 5	0- 0	0- 1	NON-CONFERENCE	0- 1	0- 1	4- 2				
4- 0	0- 0	0- 0	HOME	0- 0	0- 0	4- 0				
0- 5	0- 0	0- 1	AWAY	0- 1	0- 1	0- 2				
0- 0	0- 0	0- 0	NEUTRAL	0- 0	0- 0	0- 0				
0- 0	0- 0	0- 0	CONFERENCE	0- 0	0- 0	0- 0				
0- 0	0- 0	0- 0	HOME	0- 0	0- 0	0- 0				
0- 0	0- 0	0- 0	AWAY	0- 0	0- 0	0- 0				
0- 0	0- 0	0- 0	NEUTRAL	0- 0	0- 0	0- 0				

RPI	S	Opponent	Score	RPI	S	Opponent	Score	RPI	S	Opponent	Score	RPI	S	Opponent	Score	Team's RPI: 187
35	A	Northeastern	51 81	89	A	Marist	57 68	117	A	Boston College	51 78	206	A	Massachusetts	55 66	
								216	H	Delaware	72 61	242	H	Brown	72 51	
								261	A	Dartmouth	44 64	279	H	Bryant	67 65	
								280	H	New Hampshire	60 39					
LAST 12 Division I GAMES:																
117	A	Boston College	51 78	216	H	Delaware	72 61	89	A	Marist	57 68	242	H	Brown	72 51	
206	A	Massachusetts	55 66	280	H	New Hampshire	60 39	35	A	Northeastern	51 81					
261	A	Dartmouth	44 64	279	H	Bryant	67 65									

Non-Div I Games:

Boston U.

Downing Green			Through Games of Dec. 17, 2018									
Average RPI	Win:	290	WON-LOST	WINNING	LAST 10	STRENGTH OF	OPP. STRENGTH	TEAM	ADJ.	CONF.	ADJ CONF.	
Average RPI	Loss:	93	RECORD	PCT. RANK	GAMES	SCHEDULE	OF SCHEDULE	RPI	RPI	RPI	RPI	
DIV. I ONLY			5- 4	140	1- 0	183		260	165	165	10	10
DIV. I NON-CONF.			5- 4	140	1- 0	183		260	165	165	10	10
-----												
TOTALS	RPI 1-25		RPI 26-50		W-L RECORDS	RPI 51-100		RPI 101-150		RPI 150+		
5- 4	0- 0		0- 1		OVERALL	0- 2		0- 0		5- 1		
4- 0	0- 0		0- 0		HOME	0- 0		0- 0		4- 0		
1- 3	0- 0		0- 1		AWAY	0- 1		0- 0		1- 1		
0- 1	0- 0		0- 0		NEUTRAL	0- 1		0- 0		0- 0		
5- 4	0- 0		0- 1		NON-CONFERENCE	0- 2		0- 0		5- 1		
4- 0	0- 0		0- 0		HOME	0- 0		0- 0		4- 0		
1- 3	0- 0		0- 1		AWAY	0- 1		0- 0		1- 1		
0- 1	0- 0		0- 0		NEUTRAL	0- 1		0- 0		0- 0		
0- 0	0- 0		0- 0		CONFERENCE	0- 0		0- 0		0- 0		
0- 0	0- 0		0- 0		HOME	0- 0		0- 0		0- 0		
0- 0	0- 0		0- 0		AWAY	0- 0		0- 0		0- 0		
0- 0	0- 0		0- 0		NEUTRAL	0- 0		0- 0		0- 0		

RPI 1-25				RPI 26-50				RPI 51-100				RPI 101+ Team's RPI: 165			
RPI	S	Opponent	Score	RPI	S	Opponent	Score	RPI	S	Opponent	Score	RPI	S	Opponent	Score
				26	A	Michigan St.	69 99	90	N	Mercer	63 76	162	A	Coastal Caro.	80 81
								92	A	Xavier	49 65	235	H	Loyol a Chi cago	88 74
												290	H	Detroit Mercy	79 73
												297	H	Marshall	99 76
												298	H	Robert Morris	61 60
												328	A	Canis ius	74 53
-----															
LAST 12 Division I GAMES:															
290	H	Detroit Mercy	79 73	298	H	Robert Morris	61 60								
328	A	Canis ius	74 53	297	H	Marshall	99 76								
92	A	Xavier	49 65	26	A	Michigan St.	69 99								
90	N	Mercer	63 76												
162	A	Coastal Caro.	80 81												
235	H	Loyol a Chi cago	88 74												

Non-Div I Games:

Bowling Green

Average RPI Win: 245

Average RPI Loss: 0

WON-LOST  
RECORDWINNING  
PCT. RANKLAST 10  
GAMESSTRENGTH OF  
SCHEDULEOPP. STRENGTH  
OF SCHEDULETEAM  
RPIADJ.  
RPICONF.  
RPIADJ CONF.  
RPIDIV. I ONLY  
DIV. I NON-CONF.8- 0  
8- 01  
11- 0  
1- 0345  
34555  
55131  
131131  
13114  
1414  
14

TOTALS

RPI 1-25

RPI 26-50

W-L RECORDS

RPI 51-100

RPI 101-150

RPI 150+

8- 0

0- 0

0- 0

OVERALL

0- 0

0- 0

8- 0

4- 0

0- 0

0- 0

HOME

0- 0

0- 0

4- 0

3- 0

0- 0

0- 0

AWAY

0- 0

0- 0

3- 0

1- 0

0- 0

0- 0

NEUTRAL

0- 0

0- 0

1- 0

8- 0

0- 0

0- 0

NON-CONFERENCE

0- 0

0- 0

8- 0

4- 0

0- 0

0- 0

HOME

0- 0

0- 0

4- 0

3- 0

0- 0

0- 0

AWAY

0- 0

0- 0

3- 0

1- 0

0- 0

0- 0

NEUTRAL

0- 0

0- 0

1- 0

0- 0

0- 0

0- 0

CONFERENCE

0- 0

0- 0

0- 0

0- 0

0- 0

0- 0

HOME

0- 0

0- 0

0- 0

0- 0

0- 0

0- 0

AWAY

0- 0

0- 0

0- 0

0- 0

0- 0

0- 0

NEUTRAL

0- 0

0- 0

0- 0

RPI 1-25

RPI 26-50

RPI 51-100

RPI 101+

Team's RPI: 131

RPI S Opponent Score

RPI S Opponent Score

RPI S Opponent Score

RPI S Opponent Score

216 N Delaware 59 47

221 H Southeast Mo. St. 85 79

224 H Oakland 73 64

241 H Eastern Ill. 67 64

252 A Cleveland St. 67 65

261 A Omaha 80 60

268 H Western Ill. 82 68

275 A Fla. Atlantic 80 59

LAST 12 Division I GAMES:

268 H Western Ill. 82 68

224 H Oakland 73 64

241 H Eastern Ill. 67 64

216 N Delaware 59 47

221 H Southeast Mo. St. 85 79

275 A Fla. Atlantic 80 59

252 A Cleveland St. 67 65

261 A Omaha 80 60

Bradley

Bradley

Non-Div I Games:

Rockhurst

83 40

Bradley

Loss, Non-Conf, S Site, H Home A Away N Neutral

Average RPI Win:	259	WON-LOST	WINNING	LAST 10	STRENGTH OF	OPP. STRENGTH	TEAM	ADJ.	CONF.	ADJ CONF.
Average RPI Loss:	148	RECORD	PCT. RANK	GAMES	SCHEDULE	OF SCHEDULE	RPI	RPI	RPI	RPI
DIV. I ONLY	5- 6	185	0- 1	264	194	242	242	15	15	
DIV. I NON-CONF.	5- 6	185	0- 1	264	194	242	242	15	15	
-----										
TOTALS	RPI 1-25	RPI 26-50	W-L RECORDS	RPI 51-100	RPI 101-150	RPI 150+				
5- 6	0- 0	0- 2	OVERALL	0- 0	0- 1	5- 3				
3- 2	0- 0	0- 1	HOME	0- 0	0- 0	3- 1				
1- 4	0- 0	0- 1	AWAY	0- 0	0- 1	1- 2				
1- 0	0- 0	0- 0	NEUTRAL	0- 0	0- 0	1- 0				
5- 6	0- 0	0- 2	NON-CONFERENCE	0- 0	0- 1	5- 3				
3- 2	0- 0	0- 1	HOME	0- 0	0- 0	3- 1				
1- 4	0- 0	0- 1	AWAY	0- 0	0- 1	1- 2				
1- 0	0- 0	0- 0	NEUTRAL	0- 0	0- 0	1- 0				
0- 0	0- 0	0- 0	CONFERENCE	0- 0	0- 0	0- 0				
0- 0	0- 0	0- 0	HOME	0- 0	0- 0	0- 0				
0- 0	0- 0	0- 0	AWAY	0- 0	0- 0	0- 0				
0- 0	0- 0	0- 0	NEUTRAL	0- 0	0- 0	0- 0				

Brown

Brown

RPI	S	Opponent	Score	RPI	S	Opponent	Score	RPI	S	Opponent	Score	RPI	S	Opponent	Score	Team's RPI: 242
37	A	Maine	96 102	39	H	Bucknell	78 91					140	A	Rhode Island	67 72	
												187	A	Boston U.	51 72	
												206	H	Massachusetts	61 90	
												212	A	Holy Cross	89 85	
												250	H	Central Conn. St.	68 63	
												274	H	Fairfield	68 49	
												279	A	Bryant	57 75	
												279	N	Bryant	84 68	
												280	H	New Hampshire	76 70	
-----																
LAST 12 Division I GAMES:																
140	A	Rhode Island	67 72	37	A	Maine	96 102	279	N	Bryant	84 68	206	H	Massachusetts	61 90	
280	H	New Hampshire	76 70	39	H	Bucknell	78 91	274	H	Fairfield	68 49	212	A	Holy Cross	89 85	
187	A	Boston U.	51 72													
279	A	Bryant	57 75													
250	H	Central Conn. St.	68 63													

Non-Div I Games: Johnson &amp; Wales (RI) 78 46

Brown

Average RPI Win: **279**  
 Average RPI Loss: **164**

WON-LOST  
RECORD

WINNING  
PCT. RANK

LAST 10  
GAMES

STRENGTH OF  
SCHEDULE

OPP. STRENGTH  
OF SCHEDULE

TEAM  
RPI

ADJ.  
RPI

CONF.  
RPI

ADJ CONF.  
RPI

DIV. I ONLY	2- 8	283	0- 1	210	203	279	279	31	31
DIV. I NON-CONF.	2- 8	283	0- 1	210	203	279	279	31	31
<hr/>									
TOTALS	RPI 1-25	RPI 26-50	W-L RECORDS	RPI 51-100	RPI 101-150	RPI 150+			
2- 8	0- 0	0- 1	OVERALL	0- 0	0- 3	2- 4			
1- 1	0- 0	0- 1	HOME	0- 0	0- 0	1- 0			
1- 5	0- 0	0- 0	AWAY	0- 0	0- 2	1- 3			
0- 2	0- 0	0- 0	NEUTRAL	0- 0	0- 1	0- 1			
2- 8	0- 0	0- 1	NON-CONFERENCE	0- 0	0- 3	2- 4			
1- 1	0- 0	0- 1	HOME	0- 0	0- 0	1- 0			
1- 5	0- 0	0- 0	AWAY	0- 0	0- 2	1- 3			
0- 2	0- 0	0- 0	NEUTRAL	0- 0	0- 1	0- 1			
0- 0	0- 0	0- 0	CONFERENCE	0- 0	0- 0	0- 0			
0- 0	0- 0	0- 0	HOME	0- 0	0- 0	0- 0			
0- 0	0- 0	0- 0	AWAY	0- 0	0- 0	0- 0			
0- 0	0- 0	0- 0	NEUTRAL	0- 0	0- 0	0- 0			

RPI 1-25				RPI 26-50				RPI 51-100				RPI 101+ Team's RPI: 279			
RPI	S	Opponent	Score	RPI	S	Opponent	Score	RPI	S	Opponent	Score	RPI	S	Opponent	Score
				37	H	Maine	57 <b>74</b>					103	N	Providence	64 <b>72</b>
												114	A	Hartford	57 <b>67</b>
												117	A	Boston College	46 <b>83</b>
												187	A	Boston U.	65 <b>67</b>
												229	A	West Virginia	48 <b>94</b>
												242	H	Brown	75 57
												242	N	Brown	68 <b>84</b>
												280	A	New Hampshire	74 <b>79</b>
												315	A	UMass Lowell	58 57
<hr/>															
LAST 12 Division I GAMES:															
				103	N	Providence	64 <b>72</b>	117	A	Boston College	46 <b>83</b>				
				114	A	Hartford	57 <b>67</b>	242	N	Brown	68 <b>84</b>				
				242	H	Brown	75 57	280	A	New Hampshire	74 <b>79</b>				
				315	A	UMass Lowell	58 57	187	A	Boston U.	65 <b>67</b>				
								229	A	West Virginia	48 <b>94</b>				
								37	H	Maine	57 <b>74</b>				

Non-Div I Games:

Bryant



Average RPI	Win:	201	WON-LOST	WINNING	LAST 10	STRENGTH OF	OPP. STRENGTH	TEAM	ADJ.	CONF.	ADJ CONF.
Average RPI	Loss:	79	RECORD	PCT. RANK	GAMES	SCHEDULE	OF SCHEDULE	RPI	RPI	RPI	RPI
DIV. I ONLY		9- 2		39	1- 0	171	111	39	39	23	23
DIV. I NON-CONF.		9- 2		39	1- 0	171	111	39	39	23	23
-----											
TOTALS	RPI 1-25		RPI 26-50		W-L RECORDS	RPI 51-100		RPI 101-150		RPI 150+	
9- 2	0- 1		0- 0		OVERALL	1- 0		1- 1		7- 0	
4- 0	0- 0		0- 0		HOME	1- 0		1- 0		2- 0	
3- 2	0- 1		0- 0		AWAY	0- 0		0- 1		3- 0	
2- 0	0- 0		0- 0		NEUTRAL	0- 0		0- 0		2- 0	
9- 2	0- 1		0- 0		NON-CONFERENCE	1- 0		1- 1		7- 0	
4- 0	0- 0		0- 0		HOME	1- 0		1- 0		2- 0	
3- 2	0- 1		0- 0		AWAY	0- 0		0- 1		3- 0	
2- 0	0- 0		0- 0		NEUTRAL	0- 0		0- 0		2- 0	
0- 0	0- 0		0- 0		CONFERENCE	0- 0		0- 0		0- 0	
0- 0	0- 0		0- 0		HOME	0- 0		0- 0		0- 0	
0- 0	0- 0		0- 0		AWAY	0- 0		0- 0		0- 0	
0- 0	0- 0		0- 0		NEUTRAL	0- 0		0- 0		0- 0	

RPI 1-25				RPI 26-50				Team's RPI: 39				RPI 51-100				RPI 101+			
RPI	S	Opponent	Score	RPI	S	Opponent	Score					RPI	S	Opponent	Score	RPI	S	Opponent	Score
13	A	Syracuse	56 70									65	H	Quinnipiac	75 58	123	H	Youngstown St.	73 68
																144	A	Drexel	42 64
																171	A	Monmouth	70 32
																206	N	Massachusetts	77 58
																230	H	Rider	80 59
																242	A	Brown	91 78
																248	H	Lona	81 43
																249	A	St. Bonaventure	77 46
																274	N	Fairfield	77 54
-----																			
LAST 12 Division I GAMES:																			
123	H	Youngstown St.	73 68	242	A	Brown	91 78												
230	H	Rider	80 59	274	N	Fairfield	77 54												
248	H	Lona	81 43	206	N	Massachusetts	77 58												
249	A	St. Bonaventure	77 46	13	A	Syracuse	56 70												
171	A	Monmouth	70 32	144	A	Drexel	42 64												
				65	H	Quinnipiac	75 58												

Non-Div I Games:

Bucknell I

Average RPI Win:	234	WON-LOST	WINNING	LAST 10	STRENGTH OF	OPP. STRENGTH	TEAM	ADJ.	CONF.	ADJ CONF.
Average RPI Loss:	63	RECORD	PCT. RANK	GAMES	SCHEDULE	OF SCHEDULE	RPI	RPI	RPI	RPI
DIV. I ONLY	7- 2	58	1- 0	253	100	71	71	10	10	
DIV. I NON-CONF.	7- 2	58	1- 0	253	100	71	71	10	10	
-----										
TOTALS	RPI 1-25	RPI 26-50	W-L RECORDS	RPI 51-100	RPI 101-150	RPI 150+				
7- 2	1- 1	0- 0	OVERALL	0- 0	0- 1	6- 0				
1- 0	0- 0	0- 0	HOME	0- 0	0- 0	1- 0				
4- 2	0- 1	0- 0	AWAY	0- 0	0- 1	4- 0				
2- 0	1- 0	0- 0	NEUTRAL	0- 0	0- 0	1- 0				
7- 2	1- 1	0- 0	NON-CONFERENCE	0- 0	0- 1	6- 0				
1- 0	0- 0	0- 0	HOME	0- 0	0- 0	1- 0				
4- 2	0- 1	0- 0	AWAY	0- 0	0- 1	4- 0				
2- 0	1- 0	0- 0	NEUTRAL	0- 0	0- 0	1- 0				
0- 0	0- 0	0- 0	CONFERENCE	0- 0	0- 0	0- 0				
0- 0	0- 0	0- 0	HOME	0- 0	0- 0	0- 0				
0- 0	0- 0	0- 0	AWAY	0- 0	0- 0	0- 0				
0- 0	0- 0	0- 0	NEUTRAL	0- 0	0- 0	0- 0				

RPI 1-25				RPI 26-50				RPI 51-100				RPI 101+			
RPI	S	Opponent	Score	RPI	S	Opponent	Score	RPI	S	Opponent	Score	RPI	S	Opponent	Score
4	A	Oregon	82 102									122	A	Dayton	59 72
22	N	South Dakota St.	61 55									180	N	Georgetown	73 64
												250	A	Central Conn. St.	82 69
												261	A	Dartmouth	75 69
												286	H	Niagara	88 61
												308	A	UMES	69 63
												328	A	Canisius	84 66
-----															
LAST 12 Division I GAMES:															
261	A	Dartmouth	75 69	180	N	Georgetown	73 64	4	A	Oregon	82 102				
122	A	Dayton	59 72					286	H	Niagara	88 61				
328	A	Canisius	84 66					308	A	UMES	69 63				
250	A	Central Conn. St.	82 69												
22	N	South Dakota St.	61 55												

Non-Div I Games:

Buffalo

Butler

Butler				Through Games Of Dec. 19, 2018											
Average RPI Win:		249	WON-LOST RECORD	WINNING PCT. RANK	LAST 10 GAMES	STRENGTH OF SCHEDULE	OPP. STRENGTH OF SCHEDULE	TEAM RPI	ADJ. RPI	CONF. RPI	ADJ CONF. RPI				
Average RPI Loss:		8													
DIV. I ONLY			8- 1	27	1- 0	186	264	50	50	4	4				
DIV. I NON-CONF.			8- 1	27	1- 0	186	264	50	50	4	4				
-----															
TOTALS		RPI 1-25	RPI 26-50		W-L RECORDS		RPI 51-100	RPI 101-150	RPI 150+						
8- 1		0- 1	0- 0		OVERALL		0- 0	1- 0	7- 0						
7- 0		0- 0	0- 0		HOME		0- 0	1- 0	6- 0						
1- 1		0- 1	0- 0		AWAY		0- 0	0- 0	1- 0						
0- 0		0- 0	0- 0		NEUTRAL		0- 0	0- 0	0- 0						
8- 1		0- 1	0- 0		NON-CONFERENCE		0- 0	1- 0	7- 0						
7- 0		0- 0	0- 0		HOME		0- 0	1- 0	6- 0						
1- 1		0- 1	0- 0		AWAY		0- 0	0- 0	1- 0						
0- 0		0- 0	0- 0		NEUTRAL		0- 0	0- 0	0- 0						
0- 0		0- 0	0- 0		CONFERENCE		0- 0	0- 0	0- 0						
0- 0		0- 0	0- 0		HOME		0- 0	0- 0	0- 0						
0- 0		0- 0	0- 0		AWAY		0- 0	0- 0	0- 0						
0- 0		0- 0	0- 0		NEUTRAL		0- 0	0- 0	0- 0						
-----															
RPI 1-25				RPI 26-50		Team's RPI: 50		RPI 51-100		RPI 101+					
RPI	S	Opponent	Score	RPI	S	Opponent	Score	RPI	S	Opponent	Score				
8	A	Indiana	46 66												
												111	H	Indiana St.	72 49
												241	H	Eastern Ill.	72 37
												243	A	Akron	63 47
												255	H	Ball St.	64 47
												258	H	Illinois St.	58 56
												268	H	Western Ill.	92 51
												299	H	Murray St.	86 65
												315	H	UMass Lowell	89 36
												-----			
LAST 12 Division I GAMES:															
8	A	Indiana	46 66	111	H	Indiana St.	72 49								
255	H	Ball St.	64 47	243	A	Akron	63 47								
258	H	Illinois St.	58 56	241	H	Eastern Ill.	72 37								
315	H	UMass Lowell	89 36												
268	H	Western Ill.	92 51												
299	H	Murray St.	86 65												

Butler

Non-Div I Games:

Butler

Average RPI Win: 207 WON-LOST RECORD WINNING PCT. RANK LAST 10 GAMES STRENGTH OF SCHEDULE OPP. STRENGTH OF SCHEDULE TEAM RPI ADJ. RPI CONF. RPI ADJ CONF. RPI

DIV. I ONLY	2- 6	269	0- 1	290	249	287	287	30	30
DIV. I NON-CONF.	2- 6	269	0- 1	290	249	287	287	30	30
TOTALS	RPI 1-25	RPI 26-50	W-L RECORDS	RPI 51-100	RPI 101-150	RPI 150+			
2- 6	0- 0	0- 0	OVERALL	0- 0	1- 1	1- 5			
1- 0	0- 0	0- 0	HOME	0- 0	1- 0	0- 0			
1- 6	0- 0	0- 0	AWAY	0- 0	0- 1	1- 5			
0- 0	0- 0	0- 0	NEUTRAL	0- 0	0- 0	0- 0			
2- 6	0- 0	0- 0	NON-CONFERENCE	0- 0	1- 1	1- 5			
1- 0	0- 0	0- 0	HOME	0- 0	1- 0	0- 0			
1- 6	0- 0	0- 0	AWAY	0- 0	0- 1	1- 5			
0- 0	0- 0	0- 0	NEUTRAL	0- 0	0- 0	0- 0			
0- 0	0- 0	0- 0	CONFERENCE	0- 0	0- 0	0- 0			
0- 0	0- 0	0- 0	HOME	0- 0	0- 0	0- 0			
0- 0	0- 0	0- 0	AWAY	0- 0	0- 0	0- 0			
0- 0	0- 0	0- 0	NEUTRAL	0- 0	0- 0	0- 0			

RPI S Opponent	Score	RPI S Opponent	Score	RPI S Opponent	Score	RPI S Opponent	Score	Team's RPI: 287
						105 H Wright St.	76 74	
						108 A UC Irvine	78 85	
						202 A Cal St. Fullerton	56 64	
						204 A SMU	43 49	
						261 A Omaha	46 53	
						267 A San Jose St.	72 82	
						309 A UC Santa Barbara	56 48	
						319 A UTEP	47 53	
LAST 12 Division I GAMES:								
319 A UTEP	47 53	204 A SMU	43 49					
309 A UC Santa Barbara	56 48	261 A Omaha	46 53					
105 H Wright St.	76 74	202 A Cal St. Fullerton	56 64					
		108 A UC Irvine	78 85					
		267 A San Jose St.	72 82					

Non-Div I Games: Whittier 74 46 Westcliff 91 37

Average RPI Win: 209		WON-LOST	WINNING	LAST 10	STRENGTH OF		OPP. STRENGTH	TEAM	ADJ.	CONF.	ADJ CONF.
Loss: 78		RECORD	PCT. RANK	GAMES	SCHEDULE		OF SCHEDULE	RPI	RPI	RPI	RPI
DIV. I ONLY		6- 7	183	0- 1	101		106	139	139	20	20
DIV. I NON-CONF.		6- 7	183	0- 1	101		106	139	139	20	20
-----											
TOTALS		RPI 1-25	RPI 26-50		W-L RECORDS		RPI 51-100	RPI 101-150	RPI 150+		
6- 7	0- 2		0- 0		OVERALL		0- 3	1- 1	5- 1		
4- 2	0- 0		0- 0		HOME		0- 1	0- 1	4- 0		
2- 5	0- 2		0- 0		AWAY		0- 2	1- 0	1- 1		
0- 0	0- 0		0- 0		NEUTRAL		0- 0	0- 0	0- 0		
6- 7	0- 2		0- 0		NON-CONFERENCE		0- 3	1- 1	5- 1		
4- 2	0- 0		0- 0		HOME		0- 1	0- 1	4- 0		
2- 5	0- 2		0- 0		AWAY		0- 2	1- 0	1- 1		
0- 0	0- 0		0- 0		NEUTRAL		0- 0	0- 0	0- 0		
0- 0	0- 0		0- 0		CONFERENCE		0- 0	0- 0	0- 0		
0- 0	0- 0		0- 0		HOME		0- 0	0- 0	0- 0		
0- 0	0- 0		0- 0		AWAY		0- 0	0- 0	0- 0		
0- 0	0- 0		0- 0		NEUTRAL		0- 0	0- 0	0- 0		

RPI 1-25				RPI 26-50				RPI 51-100				RPI 101+ Team's RPI: 139			
RPI	S	Opponent	Score	RPI	S	Opponent	Score	RPI	S	Opponent	Score	RPI	S	Opponent	Score
6	A	Cal i forni a	42 67					56	A	Southern Cal i forni a	42 58	147	H	Harvard	55 75
9	A	Drake	63 73					82	A	Boi se St.	63 74	149	A	Santa Clara	53 38
								86	H	Loyol a Marymount	53 72	151	H	San Diego St.	77 74
												163	A	Idaho	73 88
												167	H	Washi ngton St.	65 52
												259	H	Cal i forni a Bapti st	73 67
												261	A	Omaha	64 52
												267	H	San Jose St.	76 40
-----															
LAST 12 Divi sion I GAMES:															
147	H	Harvard	55 75	151	H	San Diego St.	77 74								
267	H	San Jose St.	76 40	86	H	Loyol a Marymount	53 72								
56	A	Southern Cal i forni a	42 58	6	A	Cal i forni a	42 67								
9	A	Drake	63 73	149	A	Santa Clara	53 38								
261	A	Omaha	64 52	259	H	Cal i forni a Bapti st	73 67								
82	A	Boi se St.	63 74	167	H	Washi ngton St.	65 52								

Non-Di v I Games:

CSUN

Average RPI Win: 278

Average RPI Loss: 142

WON-LOST  
RECORDWINNING  
PCT. RANKLAST 10  
GAMESSTRENGTH OF  
SCHEDULEOPP. STRENGTH  
OF SCHEDULETEAM  
RPIADJ.  
RPICONF.  
RPIADJ CONF.  
RPIDIV. I ONLY  
DIV. I NON-CONF.2- 7  
2- 7276  
2761- 0  
1- 0283  
283132  
132310  
310310  
31020  
2020  
20

TOTALS

RPI 1-25

RPI 26-50

W-L RECORDS

RPI 51-100

RPI 101-150

RPI 150+

2- 7

0- 0

0- 0

OVERALL

0- 3

0- 1

2- 3

1- 3

0- 0

0- 0

HOME

0- 1

0- 1

1- 1

1- 3

0- 0

0- 0

AWAY

0- 2

0- 0

1- 1

0- 1

0- 0

0- 0

NEUTRAL

0- 0

0- 0

0- 1

2- 7

0- 0

0- 0

NON-CONFERENCE

0- 3

0- 1

2- 3

1- 3

0- 0

0- 0

HOME

0- 1

0- 1

1- 1

1- 3

0- 0

0- 0

AWAY

0- 2

0- 0

1- 1

0- 1

0- 0

0- 0

NEUTRAL

0- 0

0- 0

0- 1

0- 0

0- 0

0- 0

CONFERENCE

0- 0

0- 0

0- 0

0- 0

0- 0

0- 0

HOME

0- 0

0- 0

0- 0

0- 0

0- 0

0- 0

AWAY

0- 0

0- 0

0- 0

0- 0

0- 0

0- 0

NEUTRAL

0- 0

0- 0

0- 0

RPI 1-25

RPI S Opponent Score

RPI 26-50

RPI S Opponent Score



RPI 51-100



RPI S Opponent Score



RPI 101+



Team's RPI: 310



RPI S Opponent Score



57  Saint Mary's (CA) 51  69


91  Oregon St. 54  79


95  Fresno St. 58  76


127  Illinois 51  74

153  Pepperdine 63  70


223  Sacramento St. 85  88



246 N San Francisco 62  65


260  Eastern Wash. 59 55



295  Seattle U 60 50



LAST 12 Division I GAMES:


295  Seattle U 60 50



57  Saint Mary's (CA) 51  69



260  Eastern Wash. 59 55



153  Pepperdine 63  70

127  Illinois 51  74

246 N San Francisco 62  65

95  Fresno St. 58  76

223  Sacramento St. 85  88





91  Oregon St. 54  79

Cal Poly

Cal Poly

Non-Div I Games: Academy of Art 87 65

Cal Poly

 Loss,  Non-Conf, S Site,  Home  Away N Neutral

Average RPI Win: 278

Average RPI Loss: 112

WON-LOST  
RECORDWINNING  
PCT. RANKLAST 10  
GAMESSTRENGTH OF  
SCHEDULEOPP. STRENGTH  
OF SCHEDULETEAM  
RPIADJ.  
RPICONF.  
RPIADJ CONF.  
RPIDIV. I ONLY  
DIV. I NON-CONF.6- 4  
6- 4121  
1210- 0  
0- 0294  
294191  
191202  
202202  
20220  
2020  
20

TOTALS

RPI 1-25

RPI 26-50

W-L RECORDS

RPI 51-100

RPI 101-150

RPI 150+

6- 4

0- 0

0- 0

OVERALL

0- 2

0- 1

6- 1

2- 2

0- 0

0- 0

HOME

0- 0

0- 1

2- 1

4- 2

0- 0

0- 0

AWAY

0- 2

0- 0

4- 0

0- 0

0- 0

0- 0

NEUTRAL

0- 0

0- 0

0- 0

6- 4

0- 0

0- 0

NON-CONFERENCE

0- 2

0- 1

6- 1

2- 2

0- 0

0- 0

HOME

0- 0

0- 1

2- 1

4- 2

0- 0

0- 0

AWAY

0- 2

0- 0

4- 0

0- 0

0- 0

0- 0

NEUTRAL

0- 0

0- 0

0- 0

0- 0

0- 0

0- 0

CONFERENCE

0- 0

0- 0

0- 0

0- 0

0- 0

0- 0

HOME

0- 0

0- 0

0- 0

0- 0

0- 0

0- 0

AWAY

0- 0

0- 0

0- 0

0- 0

0- 0

0- 0

NEUTRAL

0- 0

0- 0

0- 0

RPI 1-25

RPI 26-50

RPI 51-100

RPI 101+

Team's RPI: 202

RPI S Opponent Score

RPI S Opponent Score

RPI S Opponent Score

RPI S Opponent Score

62 A Washington 74 83  
84 A Portland 74 83149 H Santa Clara 60 64  
151 H San Diego St. 72 83  
259 A California Baptist 79 65  
261 H Dartmouth 67 62  
281 A Saint Peter's 69 45  
284 A Columbia 61 58  
287 H CSU Bakersfield 64 56  
295 A Seattle U 57 54

LAST 12 Division I GAMES:

281 A Saint Peter's 69 45  
284 A Columbia 61 58  
287 H CSU Bakersfield 64 56  
261 H Dartmouth 67 62  
84 A Portland 74 83  
149 H Santa Clara 60 64  
151 H San Diego St. 72 83  
259 A California Baptist 79 65  
62 A Washington 74 83  
295 A Seattle U 57 54

Cal St. Fullerton

Cal St. Fullerton

Non-Div I Games: Antelope Valley 77 65

Cal St. Fullerton

Loss, Non-Conf, S Site, H Home A Away N Neutral

C  
a  
l  
i  
f  
o  
r  
n  
i  
a

Cal i forni a					Through Games Of Dec. 19, 2018						
Average RPI	Win:	121	WON-LOST	WINNING	LAST 10	STRENGTH OF	OPP. STRENGTH	TEAM	ADJ.	CONF.	ADJ CONF.
Average RPI	Loss:	0	RECORD	PCT. RANK	GAMES	SCHEDULE	OF SCHEDULE	RPI	RPI	RPI	RPI
DIV. I ONLY		9- 0		1	1- 0	38	77	6	6	2	2
DIV. I NON-CONF.		9- 0		1	1- 0	38	77	6	6	2	2
-----											
TOTALS	RPI 1-25		RPI 26-50		W-L RECORDS	RPI 51-100		RPI 101-150		RPI 150+	
9- 0	0- 0		1- 0		OVERALL	3- 0		3- 0		2- 0	
3- 0	0- 0		0- 0		HOME	0- 0		2- 0		1- 0	
4- 0	0- 0		0- 0		AWAY	2- 0		1- 0		1- 0	
2- 0	0- 0		1- 0		NEUTRAL	1- 0		0- 0		0- 0	
9- 0	0- 0		1- 0		NON-CONFERENCE	3- 0		3- 0		2- 0	
3- 0	0- 0		0- 0		HOME	0- 0		2- 0		1- 0	
4- 0	0- 0		0- 0		AWAY	2- 0		1- 0		1- 0	
2- 0	0- 0		1- 0		NEUTRAL	1- 0		0- 0		0- 0	
0- 0	0- 0		0- 0		CONFERENCE	0- 0		0- 0		0- 0	
0- 0	0- 0		0- 0		HOME	0- 0		0- 0		0- 0	
0- 0	0- 0		0- 0		AWAY	0- 0		0- 0		0- 0	
0- 0	0- 0		0- 0		NEUTRAL	0- 0		0- 0		0- 0	

RPI 1-25				Team' s RPI : 6				RPI 26-50				RPI 51-100				RPI 101+			
RPI	S	Opponent	Score	RPI	S	Opponent	Score	RPI	S	Opponent	Score	RPI	S	Opponent	Score				
				40	N	Tul ane	65 57												
								57	A	Sai nt Mary' s (CA)	81 78	101	A	Penn St.	75 58				
								69	A	BYU	70 52	128	H	Houston	80 79				
								76	N	Paci fi c	81 69	139	H	CSUN	67 42				
												172	A	San Di ego	70 53				
												309	H	UC Santa Barbara	69 45				
LAST 12 Di vi si on I GAMES:																			
				139	H	CSUN	67 42	309	H	UC Santa Barbara	69 45								
				172	A	San Di ego	70 53	57	A	Saint Mary' s (CA)	81 78								
				40	N	Tul ane	65 57	128	H	Houston	80 79								
				76	N	Paci fi c	81 69												
				69	A	BYU	70 52												
				101	A	Penn St.	75 58												

Non-Di v I Games:

Cal i forni a

C  
a  
l  
i  
f  
o  
r  
n  
i  
a



Average RPI Win:	256	WON-LOST	WINNING	LAST 10	STRENGTH OF	OPP. STRENGTH	TEAM	ADJ.	CONF.	ADJ CONF.
Average RPI Loss:	127	RECORD	PCT. RANK	GAMES	SCHEDULE	OF SCHEDULE	RPI	RPI	RPI	RPI
DIV. I ONLY	3- 6	237	1- 0	292	85	259	259	30	30	
DIV. I NON-CONF.	3- 6	237	1- 0	292	85	259	259	30	30	
-----										
TOTALS	RPI 1-25	RPI 26-50	W-L RECORDS	RPI 51-100	RPI 101-150	RPI 150+				
3- 6	0- 0	0- 0	OVERALL	0- 2	0- 2	3- 2				
1- 2	0- 0	0- 0	HOME	0- 1	0- 0	1- 1				
2- 3	0- 0	0- 0	AWAY	0- 0	0- 2	2- 1				
0- 1	0- 0	0- 0	NEUTRAL	0- 1	0- 0	0- 0				
3- 6	0- 0	0- 0	NON-CONFERENCE	0- 2	0- 2	3- 2				
1- 2	0- 0	0- 0	HOME	0- 1	0- 0	1- 1				
2- 3	0- 0	0- 0	AWAY	0- 0	0- 2	2- 1				
0- 1	0- 0	0- 0	NEUTRAL	0- 1	0- 0	0- 0				
0- 0	0- 0	0- 0	CONFERENCE	0- 0	0- 0	0- 0				
0- 0	0- 0	0- 0	HOME	0- 0	0- 0	0- 0				
0- 0	0- 0	0- 0	AWAY	0- 0	0- 0	0- 0				
0- 0	0- 0	0- 0	NEUTRAL	0- 0	0- 0	0- 0				

RPI 1-25				RPI 26-50				RPI 51-100				RPI 101+ Team's RPI: 259					
RPI	S	Opponent	Score	RPI	S	Opponent	Score	RPI	S	Opponent	Score	RPI	S	Opponent	Score		
								64	H	Idaho St.	57	72	137	A	Northern Ariz.	88	91
								69	N	BYU	69	76	139	A	CSUN	67	73
													151	A	San Diego St.	67	83
													183	H	UC Riverside	65	57
													202	H	Cal St. Fullerton	65	79
													277	A	Long Beach St.	85	83
													309	A	UC Santa Barbara	76	64
LAST 12 Division I GAMES:																	
				137	A	Northern Ariz.	88	91	309	A	UC Santa Barbara	76	64				
				202	H	Cal St. Fullerton	65	79	183	H	UC Riverside	65	57				
				277	A	Long Beach St.	85	83	139	A	CSUN	67	73				
				64	H	Idaho St.	57	72	69	N	BYU	69	76				
									151	A	San Diego St.	67	83				

Non-Di v I Games: La Sierra 91 44 Notre Dame de Namur 80 47 Fresno Paci fi c 93 71

C  
a  
m  
p  
b  
e  
l  
l

Campbell I				Through Games Of Dec. 19, 2018							
Average RPI	Win:	302	WON-LOST	WINNING	LAST 10	STRENGTH OF	OPP. STRENGTH	TEAM	ADJ.	CONF.	ADJ CONF.
Average RPI	Loss:	122	RECORD	PCT. RANK	GAMES	SCHEDULE	OF SCHEDULE	RPI	RPI	RPI	RPI
DIV. I ONLY			6- 2	69	1- 0	310	284	199	199	29	29
DIV. I NON-CONF.			6- 2	69	1- 0	310	284	199	199	29	29
-----											
TOTALS		RPI 1-25	RPI 26-50		W-L RECORDS		RPI 51-100	RPI 101-150		RPI 150+	
6- 2		0- 1	0- 0		OVERALL		0- 0	0- 0		6- 1	
2- 2		0- 1	0- 0		HOME		0- 0	0- 0		2- 1	
3- 0		0- 0	0- 0		AWAY		0- 0	0- 0		3- 0	
1- 0		0- 0	0- 0		NEUTRAL		0- 0	0- 0		1- 0	
6- 2		0- 1	0- 0		NON-CONFERENCE		0- 0	0- 0		6- 1	
2- 2		0- 1	0- 0		HOME		0- 0	0- 0		2- 1	
3- 0		0- 0	0- 0		AWAY		0- 0	0- 0		3- 0	
1- 0		0- 0	0- 0		NEUTRAL		0- 0	0- 0		1- 0	
0- 0		0- 0	0- 0		CONFERENCE		0- 0	0- 0		0- 0	
0- 0		0- 0	0- 0		HOME		0- 0	0- 0		0- 0	
0- 0		0- 0	0- 0		AWAY		0- 0	0- 0		0- 0	
0- 0		0- 0	0- 0		NEUTRAL		0- 0	0- 0		0- 0	

RPI 1-25				RPI 26-50				RPI 51-100				RPI 101+ Team's RPI: 199			
RPI	S	Opponent	Score	RPI	S	Opponent	Score	RPI	S	Opponent	Score	RPI	S	Opponent	Score
23	H	Old Domini on	59 83									220	H	Howard	64 69
												261	N	Omaha	65 52
												288	A	Norfol k St.	57 49
												305	H	Col. of Charleston	66 65
												314	A	Western Caro.	63 37
												316	A	FIU	59 54
												327	H	UNC Greensboro	53 49
LAST 12 Divisi on I GAMES:															
				316	A	FIU	59 54					327	H	UNC Greensboro	53 49
				220	H	Howard	64 69					261	N	Omaha	65 52
												288	A	Norfol k St.	57 49
												305	H	Col. of Charleston	66 65
												314	A	Western Caro.	63 37
												23	H	Old Domini on	59 83

Non-Div I Games: William Peace 65 36

Campbell

C  
a  
m  
p  
b  
e  
l  
l

Average RPI Win:	312	WON-LOST	WINNING	LAST 10	STRENGTH OF	OPP. STRENGTH	TEAM	ADJ.	CONF.	ADJ CONF.
Average RPI Loss:	207	RECORD	PCT. RANK	GAMES	SCHEDULE	OF SCHEDULE	RPI	RPI	RPI	RPI
DIV. I ONLY	1- 9	326	0- 1	234	323	328	328	27	27	
DIV. I NON-CONF.	1- 9	326	0- 1	234	323	328	328	27	27	
-----										
TOTALS	RPI 1-25	RPI 26-50	W-L RECORDS	RPI 51-100	RPI 101-150	RPI 150+				
1- 9	0- 0	0- 0	OVERALL	0- 1	0- 2	1- 6				
0- 5	0- 0	0- 0	HOME	0- 1	0- 2	0- 2				
1- 4	0- 0	0- 0	AWAY	0- 0	0- 0	1- 4				
0- 0	0- 0	0- 0	NEUTRAL	0- 0	0- 0	0- 0				
1- 9	0- 0	0- 0	NON-CONFERENCE	0- 1	0- 2	1- 6				
0- 5	0- 0	0- 0	HOME	0- 1	0- 2	0- 2				
1- 4	0- 0	0- 0	AWAY	0- 0	0- 0	1- 4				
0- 0	0- 0	0- 0	NEUTRAL	0- 0	0- 0	0- 0				
0- 0	0- 0	0- 0	CONFERENCE	0- 0	0- 0	0- 0				
0- 0	0- 0	0- 0	HOME	0- 0	0- 0	0- 0				
0- 0	0- 0	0- 0	AWAY	0- 0	0- 0	0- 0				
0- 0	0- 0	0- 0	NEUTRAL	0- 0	0- 0	0- 0				

RPI 1-25				RPI 26-50				RPI 51-100				RPI 101+				Team's RPI: 328	
RPI	S	Opponent	Score	RPI	S	Opponent	Score	RPI	S	Opponent	Score	RPI	S	Opponent	Score		
								71	H	Buffalo	66	84	123	H	Youngstown St.	36	62
													134	H	Miami (OH)	59	62
													165	H	Bowling Green	53	74
													224	A	Oakland	60	71
													243	A	Akron	53	62
													249	A	St. Bonaventure	94	100
													312	A	Albany (NY)	48	42
													320	A	Colgate	53	67
													334	H	UTRGV	53	57
LAST 12 Division I GAMES:																	
243	A	Akron	53	62	320	A	Colgate	53	67								
165	H	Bowling Green	53	74	334	H	UTRGV	53	57								
71	H	Buffalo	66	84	249	A	St. Bonaventure	94	100								
123	H	Youngstown St.	36	62	134	H	Miami (OH)	59	62								
312	A	Albany (NY)	48	42													
224	A	Oakland	60	71													

Non-Div I Games:

Canisius

Average RPI Win: 351 WON-LOST RECORD WINNING PCT. RANK LAST 10 GAMES STRENGTH OF SCHEDULE OPP. STRENGTH OF SCHEDULE TEAM RPI ADJ. RPI CONF. RPI ADJ CONF. RPI

Average RPI Loss: 169

DIV. I ONLY	1- 4	283	0- 0	295	295	311	311	24	24
DIV. I NON-CONF.	1- 4	283	0- 0	295	295	311	311	24	24
TOTALS	RPI 1-25	RPI 26-50	W-L RECORDS	RPI 51-100	RPI 101-150	RPI 150+			
1- 4	0- 0	0- 1	OVERALL	0- 0	0- 1	1- 2			
0- 1	0- 0	0- 0	HOME	0- 0	0- 1	0- 0			
1- 3	0- 0	0- 1	AWAY	0- 0	0- 0	1- 2			
0- 0	0- 0	0- 0	NEUTRAL	0- 0	0- 0	0- 0			
1- 4	0- 0	0- 1	NON-CONFERENCE	0- 0	0- 1	1- 2			
0- 1	0- 0	0- 0	HOME	0- 0	0- 1	0- 0			
1- 3	0- 0	0- 1	AWAY	0- 0	0- 0	1- 2			
0- 0	0- 0	0- 0	NEUTRAL	0- 0	0- 0	0- 0			
0- 0	0- 0	0- 0	CONFERENCE	0- 0	0- 0	0- 0			
0- 0	0- 0	0- 0	HOME	0- 0	0- 0	0- 0			
0- 0	0- 0	0- 0	AWAY	0- 0	0- 0	0- 0			
0- 0	0- 0	0- 0	NEUTRAL	0- 0	0- 0	0- 0			

RPI S Opponent Score	RPI S Opponent Score	RPI S Opponent Score	RPI S Opponent Score
	38 A Texas A&M 27 84		146 H South Alabama 50 58
			166 A Oklahoma 52 65
			325 A Jackson St. 56 65
			351 A Alcorn 57 46
Team's RPI: 311			
LAST 12 Division I GAMES:			
351 A Alcorn 57 46	38 A Texas A&M 27 84	146 H South Alabama 50 58	166 A Oklahoma 52 65
146 H South Alabama 50 58			
325 A Jackson St. 56 65			

Non-Div I Games: Central Baptist 55 34 Crowley's Ridge 91 33 Williams Baptist 70 35 Hendrix 72 40 Central Ark.

Average RPI Win: 306		WON-LOST		WINNING		LAST 10		STRENGTH OF		OPP. STRENGTH		TEAM		ADJ.		CONF.		ADJ CONF.	
Average RPI Loss: 140		RECORD		PCT. RANK		GAMES		SCHEDULE		OF SCHEDULE		RPI		RPI		RPI		RPI	
DIV. I ONLY		3- 5		226		1- 0		261		208		250		250		31		31	
DIV. I NON-CONF.		3- 5		226		1- 0		261		208		250		250		31		31	
TOTALS		RPI 1-25		RPI 26-50		W-L RECORDS		RPI 51-100		RPI 101-150		RPI 150+							
3- 5		0- 0		0- 0		OVERALL		0- 2		0- 1		3- 2							
1- 2		0- 0		0- 0		HOME		0- 1		0- 1		1- 0							
2- 3		0- 0		0- 0		AWAY		0- 1		0- 0		2- 2							
0- 0		0- 0		0- 0		NEUTRAL		0- 0		0- 0		0- 0							
3- 5		0- 0		0- 0		NON-CONFERENCE		0- 2		0- 1		3- 2							
1- 2		0- 0		0- 0		HOME		0- 1		0- 1		1- 0							
2- 3		0- 0		0- 0		AWAY		0- 1		0- 0		2- 2							
0- 0		0- 0		0- 0		NEUTRAL		0- 0		0- 0		0- 0							
0- 0		0- 0		0- 0		CONFERENCE		0- 0		0- 0		0- 0							
0- 0		0- 0		0- 0		HOME		0- 0		0- 0		0- 0							
0- 0		0- 0		0- 0		AWAY		0- 0		0- 0		0- 0							
0- 0		0- 0		0- 0		NEUTRAL		0- 0		0- 0		0- 0							

RPI 1-25				RPI 26-50				RPI 51-100				RPI 101+ Team's RPI: 250					
RPI	S	Opponent	Score	RPI	S	Opponent	Score	RPI	S	Opponent	Score	RPI	S	Opponent	Score		
								53	A	Rutgers	44	73	130	H	Lehi gh	62	88
								71	H	Buffalo	69	82	206	A	Massachusetts	59	74
													242	A	Brown	63	68
													280	H	New Hampshi re	56	47
													312	A	Al bany (NY)	60	53
													326	A	Morgan St.	60	36
LAST 12 Division I GAMES:																	
280	H	New Hampshi re	56	47	326	A	Morgan St.	60	36	206	A	Massachusetts	59	74			
312	A	Al bany (NY)	60	53	53	A	Rutgers	44	73	130	H	Lehi gh	62	88			
71	H	Buffalo	69	82	242	A	Brown	63	68								

Non-Div I Games:

Central Conn. St.

Average RPI	Win:	149	WON-LOST	WINNING	LAST 10	STRENGTH OF	OPP. STRENGTH	TEAM	ADJ.	CONF.	ADJ CONF.
Average RPI	Loss:	22	RECORD	PCT. RANK	GAMES	SCHEDULE	OF SCHEDULE	RPI	RPI	RPI	RPI
DIV. I ONLY		8- 1		27	1- 0	249	2	47	47	10	10
DIV. I NON-CONF.		8- 1		27	1- 0	249	2	47	47	10	10
-----											
TOTALS	RPI 1-25		RPI 26-50		W-L RECORDS	RPI 51-100		RPI 101-150		RPI 150+	
8- 1	1- 1		0- 0		OVERALL	1- 0		1- 0		5- 0	
3- 1	1- 1		0- 0		HOME	0- 0		0- 0		2- 0	
4- 0	0- 0		0- 0		AWAY	1- 0		0- 0		3- 0	
1- 0	0- 0		0- 0		NEUTRAL	0- 0		1- 0		0- 0	
8- 1	1- 1		0- 0		NON-CONFERENCE	1- 0		1- 0		5- 0	
3- 1	1- 1		0- 0		HOME	0- 0		0- 0		2- 0	
4- 0	0- 0		0- 0		AWAY	1- 0		0- 0		3- 0	
1- 0	0- 0		0- 0		NEUTRAL	0- 0		1- 0		0- 0	
0- 0	0- 0		0- 0		CONFERENCE	0- 0		0- 0		0- 0	
0- 0	0- 0		0- 0		HOME	0- 0		0- 0		0- 0	
0- 0	0- 0		0- 0		AWAY	0- 0		0- 0		0- 0	
0- 0	0- 0		0- 0		NEUTRAL	0- 0		0- 0		0- 0	

RPI 1-25				RPI 26-50				Team's RPI: 47				RPI 51-100				RPI 101+			
RPI	S	Opponent	Score	RPI	S	Opponent	Score					RPI	S	Opponent	Score	RPI	S	Opponent	Score
14	H	UCF	75 68									65	A	Qui nni pi ac	67 52	135	N	Chattanooga	73 50
22	H	South Dakota St.	71 80													161	A	Vi rgi ni a	74 61
																170	A	Vanderbi l t	66 57
																177	H	Western Ky.	108 90
																224	H	Oakl and	104 61
																248	A	I ona	82 39
-----																			
LAST 12 Di vi si on I GAMES:																			
65	A	Qui nni pi ac	67 52	170	A	Vanderbi l t	66 57												
248	A	I ona	82 39	22	H	South Dakota St.	71 80												
135	N	Chattanooga	73 50	224	H	Oakl and	104 61												
161	A	Vi rgi ni a	74 61																
14	H	UCF	75 68																
177	H	Western Ky.	108 90																

Non-Di v I Games:

Central Mich.

Average RPI Win: 0 WON-LOST WINNING LAST 10 STRENGTH OF OPP. STRENGTH TEAM ADJ. CONF. ADJ CONF.  
Average RPI Loss: 216 RECORD PCT. RANK GAMES SCHEDULE OF SCHEDULE RPI RPI RPI RPI

DIV. I ONLY	0- 7	332	0- 1	311	301	346	346	29	29
DIV. I NON-CONF.	0- 7	332	0- 1	311	301	346	346	29	29
TOTALS	RPI 1-25	RPI 26-50	W-L RECORDS	RPI 51-100	RPI 101-150	RPI 150+			
0- 7	0- 0	0- 0	OVERALL	0- 1	0- 1	0- 5			
0- 3	0- 0	0- 0	HOME	0- 1	0- 0	0- 2			
0- 4	0- 0	0- 0	AWAY	0- 0	0- 1	0- 3			
0- 0	0- 0	0- 0	NEUTRAL	0- 0	0- 0	0- 0			
0- 7	0- 0	0- 0	NON-CONFERENCE	0- 1	0- 1	0- 5			
0- 3	0- 0	0- 0	HOME	0- 1	0- 0	0- 2			
0- 4	0- 0	0- 0	AWAY	0- 0	0- 1	0- 3			
0- 0	0- 0	0- 0	NEUTRAL	0- 0	0- 0	0- 0			
0- 0	0- 0	0- 0	CONFERENCE	0- 0	0- 0	0- 0			
0- 0	0- 0	0- 0	HOME	0- 0	0- 0	0- 0			
0- 0	0- 0	0- 0	AWAY	0- 0	0- 0	0- 0			
0- 0	0- 0	0- 0	NEUTRAL	0- 0	0- 0	0- 0			

RPI 1-25				RPI 26-50				RPI 51-100				RPI 101+ Team's RPI: 346			
RPI	S	Opponent	Score	RPI	S	Opponent	Score	RPI	S	Opponent	Score	RPI	S	Opponent	Score
								79	H	Tennessee Tech	55 77	141	A	Georgia	75 83
												213	H	Jacksonville	58 68
												237	H	Davi dson	34 72
												239	A	North Florida	76 82
												296	A	South Carolina St.	58 67
												305	A	Col. of Charleston	52 79
LAST 12 Division I GAMES:															
79	H	Tennessee Tech	55 77	305	A	Col. of Charleston	52 79								
296	A	South Carolina St.	58 67	141	A	Georgia	75 83								
237	H	Davi dson	34 72	239	A	North Florida	76 82								
				213	H	Jacksonville	58 68								

Non-Div I Games: Converse 101 50 Col umbi a (SC) 89 57 Erski ne 74 50

Charleston So.

Average RPI Win:	194	WON-LOST	WINNING	LAST 10	STRENGTH OF	OPP. STRENGTH	TEAM	ADJ.	CONF.	ADJ CONF.
Average RPI Loss:	105	RECORD	PCT. RANK	GAMES	SCHEDULE	OF SCHEDULE	RPI	RPI	RPI	RPI
DIV. I ONLY	6- 3	96	1- 0	54	220	52	52	17	17	
DIV. I NON-CONF.	6- 3	96	1- 0	54	220	52	52	17	17	
-----										
TOTALS	RPI 1-25	RPI 26-50	W-L RECORDS	RPI 51-100	RPI 101-150	RPI 150+				
6- 3	0- 0	0- 0	OVERALL	0- 2	2- 0	4- 1				
4- 1	0- 0	0- 0	HOME	0- 1	1- 0	3- 0				
1- 2	0- 0	0- 0	AWAY	0- 1	1- 0	0- 1				
1- 0	0- 0	0- 0	NEUTRAL	0- 0	0- 0	1- 0				
6- 3	0- 0	0- 0	NON-CONFERENCE	0- 2	2- 0	4- 1				
4- 1	0- 0	0- 0	HOME	0- 1	1- 0	3- 0				
1- 2	0- 0	0- 0	AWAY	0- 1	1- 0	0- 1				
1- 0	0- 0	0- 0	NEUTRAL	0- 0	0- 0	1- 0				
0- 0	0- 0	0- 0	CONFERENCE	0- 0	0- 0	0- 0				
0- 0	0- 0	0- 0	HOME	0- 0	0- 0	0- 0				
0- 0	0- 0	0- 0	AWAY	0- 0	0- 0	0- 0				
0- 0	0- 0	0- 0	NEUTRAL	0- 0	0- 0	0- 0				

RPI 1-25				RPI 26-50				RPI 51-100				RPI 101+			
RPI	S	Opponent	Score	RPI	S	Opponent	Score	RPI	S	Opponent	Score	RPI	S	Opponent	Score
								66	H	Wake Forest	43 69	105	H	Wright St.	88 85
								90	A	Mercer	40 57	130	A	Lehigh	62 60
												159	A	Fordham	64 71
												186	H	UNC Asheville	70 53
												188	H	East Carolina	52 46
												245	H	Wofford	85 63
												307	N	Liberty	63 61
-----															
LAST 12 Division I GAMES:															
130	A	Lehigh	62 60	66	H	Wake Forest	43 69	188	H	East Carolina	52 46	307	N	Liberty	63 61
105	H	Wright St.	88 85	159	A	Fordham	64 71	245	H	Wofford	85 63	186	H	UNC Asheville	70 53
90	A	Mercer	40 57												

Non-Div I Games:

Charlotte



Average RPI	Win: 235	WON-LOST	WINNING	LAST 10	STRENGTH OF	OPP. STRENGTH	TEAM	ADJ.	CONF.	ADJ CONF.
Average RPI	Loss: 36	RECORD	PCT. RANK	GAMES	SCHEDULE	OF SCHEDULE	RPI	RPI	RPI	RPI
DIV. I ONLY	3- 8	265	0- 1	13	119	135	135	25	25	
DIV. I NON-CONF.	3- 8	265	0- 1	13	119	135	135	25	25	
-----										
TOTALS	RPI 1-25	RPI 26-50	W-L RECORDS	RPI 51-100	RPI 101-150	RPI 150+				
3- 8	0- 3	0- 2	OVERALL	0- 3	0- 0	3- 0				
1- 4	0- 2	0- 0	HOME	0- 2	0- 0	1- 0				
1- 3	0- 1	0- 1	AWAY	0- 1	0- 0	1- 0				
1- 1	0- 0	0- 1	NEUTRAL	0- 0	0- 0	1- 0				
3- 8	0- 3	0- 2	NON-CONFERENCE	0- 3	0- 0	3- 0				
1- 4	0- 2	0- 0	HOME	0- 2	0- 0	1- 0				
1- 3	0- 1	0- 1	AWAY	0- 1	0- 0	1- 0				
1- 1	0- 0	0- 1	NEUTRAL	0- 0	0- 0	1- 0				
0- 0	0- 0	0- 0	CONFERENCE	0- 0	0- 0	0- 0				
0- 0	0- 0	0- 0	HOME	0- 0	0- 0	0- 0				
0- 0	0- 0	0- 0	AWAY	0- 0	0- 0	0- 0				
0- 0	0- 0	0- 0	NEUTRAL	0- 0	0- 0	0- 0				

RPI 1-25				RPI 26-50				RPI 51-100				RPI 101+ Team's RPI: 135			
RPI	S	Opponent	Score	RPI	S	Opponent	Score	RPI	S	Opponent	Score	RPI	S	Opponent	Score
11	H	Louisville	49 75	31	A	Virginia Tech	59 74	51	H	Belmont	51 67	192	A	Hampton	58 50
14	A	UCF	37 75	47	N	Central Mich.	50 73	54	H	UT Martin	79 81	205	N	Saint Louis	71 61
22	H	South Dakota St.	54 71					59	A	Northern Colo.	65 68	307	H	Liberty	75 60
LAST 12 Division I GAMES:															
51	H	Belmont	51 67	205	N	Saint Louis	71 61	307	H	Liberty	75 60	31	A	Virginia Tech	59 74
59	A	Northern Colo.	65 68	307	H	Liberty	75 60	31	A	Virginia Tech	59 74	192	A	Hampton	58 50
22	H	South Dakota St.	54 71	11	H	Louisville	49 75	192	A	Hampton	58 50				
14	A	UCF	37 75												
54	H	UT Martin	79 81												
47	N	Central Mich.	50 73												

Non-Div I Games: Lee

61 55

Chattanooga

Average RPI Win:	0	WON-LOST	WINNING	LAST 10	STRENGTH OF	OPP. STRENGTH	TEAM	ADJ.	CONF.	ADJ CONF.
Average RPI Loss:	209	RECORD	PCT. RANK	GAMES	SCHEDULE	OF SCHEDULE	RPI	RPI	RPI	RPI
DIV. I ONLY	0- 10	332	0- 1	110	350	329	329	30	30	
DIV. I NON-CONF.	0- 10	332	0- 1	110	350	329	329	30	30	
-----										
TOTALS	RPI 1-25	RPI 26-50	W-L RECORDS	RPI 51-100	RPI 101-150	RPI 150+				
0- 10	0- 0	0- 0	OVERALL	0- 2	0- 1	0- 7				
0- 4	0- 0	0- 0	HOME	0- 0	0- 0	0- 4				
0- 5	0- 0	0- 0	AWAY	0- 2	0- 1	0- 2				
0- 1	0- 0	0- 0	NEUTRAL	0- 0	0- 0	0- 1				
0- 10	0- 0	0- 0	NON-CONFERENCE	0- 2	0- 1	0- 7				
0- 4	0- 0	0- 0	HOME	0- 0	0- 0	0- 4				
0- 5	0- 0	0- 0	AWAY	0- 2	0- 1	0- 2				
0- 1	0- 0	0- 0	NEUTRAL	0- 0	0- 0	0- 1				
0- 0	0- 0	0- 0	CONFERENCE	0- 0	0- 0	0- 0				
0- 0	0- 0	0- 0	HOME	0- 0	0- 0	0- 0				
0- 0	0- 0	0- 0	AWAY	0- 0	0- 0	0- 0				
0- 0	0- 0	0- 0	NEUTRAL	0- 0	0- 0	0- 0				

RPI 1-25				RPI 26-50				RPI 51-100				RPI 101+				Team's RPI: 329	
RPI	S	Opponent	Score	RPI	S	Opponent	Score	RPI	S	Opponent	Score	RPI	S	Opponent	Score		
								77	A	Northwestern	35	97	145	A	Wisconsin	38	85
								92	A	Xavier	57	91	164	H	UAB	45	90
												208	H	SIUE	66	82	
												211	A	Morehead St.	68	104	
												235	A	Loyola Chicago	40	76	
												302	N	St. Francis Brooklyn	73	110	
												304	H	Valparaiso	70	76	
												349	H	Evansville	58	67	
LAST 12 Division I GAMES:																	
145	A	Wisconsin	38	85	77	A	Northwestern	35	97	302	N	St. Francis Brooklyn	73	110			
208	H	SIUE	66	82	349	H	Evansville	58	67	92	A	Xavier	57	91			
304	H	Valparaiso	70	76													
235	A	Loyola Chicago	40	76													
164	H	UAB	45	90													
211	A	Morehead St.	68	104													

Non-Div I Games:

Chicago St.

Average RPI Win:	214	WON-LOST	WINNING	LAST 10	STRENGTH OF	OPP. STRENGTH	TEAM	ADJ.	CONF.	ADJ CONF.
Average RPI Loss:	122	RECORD	PCT. RANK	GAMES	SCHEDULE	OF SCHEDULE	RPI	RPI	RPI	RPI
DIV. I ONLY	7- 5	130	1- 0	161	210	154	154	8	8	
DIV. I NON-CONF.	7- 5	130	1- 0	161	210	154	154	8	8	
-----										
TOTALS	RPI 1-25	RPI 26-50	W-L RECORDS	RPI 51-100	RPI 101-150	RPI 150+				
7- 5	0- 1	0- 0	OVERALL	1- 1	2- 2	4- 1				
6- 1	0- 1	0- 0	HOME	1- 0	2- 0	3- 0				
1- 4	0- 0	0- 0	AWAY	0- 1	0- 2	1- 1				
0- 0	0- 0	0- 0	NEUTRAL	0- 0	0- 0	0- 0				
7- 5	0- 1	0- 0	NON-CONFERENCE	1- 1	2- 2	4- 1				
6- 1	0- 1	0- 0	HOME	1- 0	2- 0	3- 0				
1- 4	0- 0	0- 0	AWAY	0- 1	0- 2	1- 1				
0- 0	0- 0	0- 0	NEUTRAL	0- 0	0- 0	0- 0				
0- 0	0- 0	0- 0	CONFERENCE	0- 0	0- 0	0- 0				
0- 0	0- 0	0- 0	HOME	0- 0	0- 0	0- 0				
0- 0	0- 0	0- 0	AWAY	0- 0	0- 0	0- 0				
0- 0	0- 0	0- 0	NEUTRAL	0- 0	0- 0	0- 0				

RPI 1-25				RPI 26-50				RPI 51-100				RPI 101+				Team's RPI: 154
RPI	S	Opponent	Score	RPI	S	Opponent	Score	RPI	S	Opponent	Score	RPI	S	Opponent	Score	
23	H	Old Dominion	72 76					81	A	Ohio St.	56 69	115	A	Pittsburgh	48 65	
								92	H	Xavier	79 61	119	H	Yale	66 52	
												125	H	VCU	66 54	
												134	A	Miami (OH)	65 78	
												205	A	Saint Louis	51 50	
												255	A	Ball St.	63 75	
												289	H	ETSU	77 64	
												323	H	Lipscomb	71 55	
												347	H	Austin Peay	69 48	
LAST 12 Division I GAMES:																
81	A	Ohio St.	56 69	92	H	Xavier	79 61	125	H	VCU	66 54					
255	A	Ball St.	63 75	134	A	Miami (OH)	65 78									
323	H	Lipscomb	71 55	23	H	Old Dominion	72 76									
119	H	Yale	66 52	289	H	ETSU	77 64									
205	A	Saint Louis	51 50	347	H	Austin Peay	69 48									
115	A	Pittsburgh	48 65													

Non-Div I Games:

Cincinnati

C  
l  
e  
m  
s  
o  
n

Clemson				Through Games Of Dec. 19, 2018						
Average RPI Win: 196		WON-LOST RECORD	WINNING PCT. RANK	LAST 10 GAMES	STRENGTH OF SCHEDULE	OPP. STRENGTH OF SCHEDULE	TEAM RPI	ADJ. RPI	CONF. RPI	ADJ CONF. RPI
Average RPI Loss: 104										
DIV. I ONLY		8- 4	96	1- 0	96	162	100	100	1	1
DIV. I NON-CONF.		8- 4	96	1- 0	96	162	100	100	1	1
-----										
TOTALS		RPI 1-25	RPI 26-50	W-L RECORDS	RPI 51-100	RPI 101-150	RPI 150+			
8- 4	0- 1		0- 0	OVERALL	1- 1	2- 1	5- 1			
7- 1	0- 0		0- 0	HOME	1- 0	2- 0	4- 1			
0- 2	0- 0		0- 0	AWAY	0- 1	0- 1	0- 0			
1- 1	0- 1		0- 0	NEUTRAL	0- 0	0- 0	1- 0			
8- 4	0- 1		0- 0	NON-CONFERENCE	1- 1	2- 1	5- 1			
7- 1	0- 0		0- 0	HOME	1- 0	2- 0	4- 1			
0- 2	0- 0		0- 0	AWAY	0- 1	0- 1	0- 0			
1- 1	0- 1		0- 0	NEUTRAL	0- 0	0- 0	1- 0			
0- 0	0- 0		0- 0	CONFERENCE	0- 0	0- 0	0- 0			
0- 0	0- 0		0- 0	HOME	0- 0	0- 0	0- 0			
0- 0	0- 0		0- 0	AWAY	0- 0	0- 0	0- 0			
0- 0	0- 0		0- 0	NEUTRAL	0- 0	0- 0	0- 0			

RPI 1-25				RPI 26-50				RPI 51-100				Team's RPI: 100				RPI 101+			
RPI	S	Opponent	Score	RPI	S	Opponent	Score	RPI	S	Opponent	Score	RPI	S	Opponent	Score	RPI	S	Opponent	Score
19	N	Tennessee	66 78					51	H	Belmont	65 62	106	A	Alabama	56 76				
								55	A	South Carolina	57 69	127	H	Illinois	69 67				
												140	H	Rhode Island	80 67				
												166	N	Oklahoma	74 62				
												222	H	High Point	83 64				
												237	H	Davidson	80 90				
												245	H	Wofford	85 77				
												297	H	Marshall	68 54				
												323	H	Lipscomb	68 26				
LAST 12 Division I GAMES:																			
140	H	Rhode Island	80 67	166	N	Oklahoma	74 62	297	H	Marshall	68 54								
222	H	High Point	83 64	237	H	Davidson	80 90												
51	H	Belmont	65 62	55	A	South Carolina	57 69												
127	H	Illinois	69 67	19	N	Tennessee	66 78	323	H	Lipscomb	68 26								
106	A	Alabama	56 76	245	H	Wofford	85 77												

Non-Div I Games:

Clemson

C  
l  
e  
m  
s  
o  
n

Cleveland and St.

Cleveland and St.					Through Games Of Dec. 19, 2018							
Average RPI	Win:	258	WON-LOST	WINNING	LAST 10	STRENGTH OF	OPP. STRENGTH	TEAM	ADJ.	CONF.	ADJ CONF.	
Average RPI	Loss:	149	RECORD	PCT. RANK	GAMES	SCHEDULE	OF SCHEDULE	RPI	RPI	RPI	RPI	
DIV. I ONLY		1- 8		318	0- 1	27		343	252	252	12	12
DIV. I NON-CONF.		1- 8		318	0- 1	27		343	252	252	12	12
-----												
TOTALS		RPI 1-25		RPI 26-50		W-L RECORDS		RPI 51-100		RPI 101-150		RPI 150+
1- 8		0- 0		0- 2		OVERALL		0- 1		0- 1		1- 4
1- 2		0- 0		0- 1		HOME		0- 0		0- 1		1- 0
0- 5		0- 0		0- 0		AWAY		0- 1		0- 0		0- 4
0- 1		0- 0		0- 1		NEUTRAL		0- 0		0- 0		0- 0
1- 8		0- 0		0- 2		NON-CONFERENCE		0- 1		0- 1		1- 4
1- 2		0- 0		0- 1		HOME		0- 0		0- 1		1- 0
0- 5		0- 0		0- 0		AWAY		0- 1		0- 0		0- 4
0- 1		0- 0		0- 1		NEUTRAL		0- 0		0- 0		0- 0
0- 0		0- 0		0- 0		CONFERENCE		0- 0		0- 0		0- 0
0- 0		0- 0		0- 0		HOME		0- 0		0- 0		0- 0
0- 0		0- 0		0- 0		AWAY		0- 0		0- 0		0- 0
0- 0		0- 0		0- 0		NEUTRAL		0- 0		0- 0		0- 0

RPI 1-25				RPI 26-50				RPI 51-100				RPI 101+ Team's RPI: 252			
RPI	S	Opponent	Score	RPI	S	Opponent	Score	RPI	S	Opponent	Score	RPI	S	Opponent	Score
				40	N	Tulane	72 81	75	A	Ohio	54 72	131	H	Bradley	65 67
				46	H	Toledo	60 65					172	A	San Diego	82 83
												179	A	Eastern Mich.	63 69
												255	A	Ball St.	62 67
												258	H	Illinois St.	67 63
												297	A	Marshall	64 86
-----															
LAST 12 Division I GAMES:															
				75	A	Ohio	54 72	131	H	Bradley	65 67				
				40	N	Tulane	72 81	297	A	Marshall	64 86				
				172	A	San Diego	82 83	46	H	Toledo	60 65				
				258	H	Illinois St.	67 63								
				255	A	Ball St.	62 67								
				179	A	Eastern Mich.	63 69								

Non-Div I Games:

Lake Erie

79 49

Salem (WV)

113 81

Cleveland and St.

Cleveland and St.

Average RPI Win:	273	WON-LOST	WINNING	LAST 10	STRENGTH OF	OPP. STRENGTH	TEAM	ADJ.	CONF.	ADJ CONF.
Average RPI Loss:	109	RECORD	PCT. RANK	GAMES	SCHEDULE	OF SCHEDULE	RPI	RPI	RPI	RPI
DIV. I ONLY	5- 2	83	0- 1	271	227	162	162	19	19	
DIV. I NON-CONF.	5- 2	83	0- 1	271	227	162	162	19	19	
-----										
TOTALS	RPI 1-25	RPI 26-50	W-L RECORDS	RPI 51-100	RPI 101-150	RPI 150+				
5- 2	0- 0	0- 1	OVERALL	0- 0	0- 0	5- 1				
4- 0	0- 0	0- 0	HOME	0- 0	0- 0	4- 0				
1- 1	0- 0	0- 0	AWAY	0- 0	0- 0	1- 1				
0- 1	0- 0	0- 1	NEUTRAL	0- 0	0- 0	0- 0				
5- 2	0- 0	0- 1	NON-CONFERENCE	0- 0	0- 0	5- 1				
4- 0	0- 0	0- 0	HOME	0- 0	0- 0	4- 0				
1- 1	0- 0	0- 0	AWAY	0- 0	0- 0	1- 1				
0- 1	0- 0	0- 1	NEUTRAL	0- 0	0- 0	0- 0				
0- 0	0- 0	0- 0	CONFERENCE	0- 0	0- 0	0- 0				
0- 0	0- 0	0- 0	HOME	0- 0	0- 0	0- 0				
0- 0	0- 0	0- 0	AWAY	0- 0	0- 0	0- 0				
0- 0	0- 0	0- 0	NEUTRAL	0- 0	0- 0	0- 0				

RPI 1-25				RPI 26-50				RPI 51-100				RPI 101+ Team's RPI: 162			
RPI	S	Opponent	Score	RPI	S	Opponent	Score	RPI	S	Opponent	Score	RPI	S	Opponent	Score
				34	N	Auburn	78 84					165	H	Bowling Green	81 80
												183	A	UC Riverside	43 62
												251	H	Memphis	90 71
												296	H	South Carolina St.	57 44
												314	H	Western Caro.	77 59
												340	A	N.C. Central	89 66
-----															
LAST 12 Division I GAMES:															
				314	H	Western Caro.	77 59	34	N	Auburn	78 84				
								340	A	N.C. Central	89 66				
								251	H	Memphis	90 71				
								165	H	Bowling Green	81 80				
								183	A	UC Riverside	43 62				
								296	H	South Carolina St.	57 44				

Non-Div I Games: N.C. Wesleyan 126 65 Meredith 128 39

Coastal Caro.

Average RPI Win:	322	WON-LOST	WINNING	LAST 10	STRENGTH OF	OPP. STRENGTH	TEAM	ADJ.	CONF.	ADJ CONF.
Average RPI Loss:	197	RECORD	PCT. RANK	GAMES	SCHEDULE	OF SCHEDULE	RPI	RPI	RPI	RPI
DIV. I ONLY	3- 5	226	1- 0	300	331	305	305	13	13	
DIV. I NON-CONF.	3- 5	226	1- 0	300	331	305	305	13	13	
-----										
TOTALS	RPI 1-25	RPI 26-50	W-L RECORDS	RPI 51-100	RPI 101-150	RPI 150+				
3- 5	0- 0	0- 0	OVERALL	0- 0	0- 0	3- 5				
2- 2	0- 0	0- 0	HOME	0- 0	0- 0	2- 2				
1- 3	0- 0	0- 0	AWAY	0- 0	0- 0	1- 3				
0- 0	0- 0	0- 0	NEUTRAL	0- 0	0- 0	0- 0				
3- 5	0- 0	0- 0	NON-CONFERENCE	0- 0	0- 0	3- 5				
2- 2	0- 0	0- 0	HOME	0- 0	0- 0	2- 2				
1- 3	0- 0	0- 0	AWAY	0- 0	0- 0	1- 3				
0- 0	0- 0	0- 0	NEUTRAL	0- 0	0- 0	0- 0				
0- 0	0- 0	0- 0	CONFERENCE	0- 0	0- 0	0- 0				
0- 0	0- 0	0- 0	HOME	0- 0	0- 0	0- 0				
0- 0	0- 0	0- 0	AWAY	0- 0	0- 0	0- 0				
0- 0	0- 0	0- 0	NEUTRAL	0- 0	0- 0	0- 0				

RPI 1-25				RPI 26-50				RPI 51-100				RPI 101+				Team's RPI: 305
RPI	S	Opponent	Score	RPI	S	Opponent	Score	RPI	S	Opponent	Score	RPI	S	Opponent	Score	
												156	A	Appalachian St.	66	80
												190	H	Winthrop	64	71
												197	H	Furman	67	70
												199	A	Campbell	65	66
												245	A	Wofford	58	78
												296	H	South Carolina St.	75	51
												323	A	Lipscomb	65	63
												346	H	Charleston So.	79	52
LAST 12 Division I GAMES:																
346	H	Charleston So.	79	52	245	A	Wofford	58	78							
323	A	Lipscomb	65	63	199	A	Campbell	65	66							
156	A	Appalachian St.	66	80	296	H	South Carolina St.	75	51							
190	H	Winthrop	64	71												
197	H	Furman	67	70												

Non-Div I Games: North Greenville 95 62

Col. of Charleston

Colgate				Through Games Of Dec. 19, 2018							
Average RPI Win:		318	WON-LOST RECORD	WINNING PCT. RANK	LAST 10 GAMES	STRENGTH OF SCHEDULE	OPP. STRENGTH OF SCHEDULE	TEAM RPI	ADJ. RPI	CONF. RPI	ADJ CONF. RPI
Average RPI Loss:		199									
DIV. I ONLY			4- 5	190	0- 1	340	263	320	320	23	23
DIV. I NON-CONF.			4- 5	190	0- 1	340	263	320	320	23	23
-----											
TOTALS		RPI 1-25	RPI 26-50		W-L RECORDS		RPI 51-100	RPI 101-150	RPI 150+		
4- 5	0- 0	0- 0		OVERALL		0- 0	0- 2	4- 3			
3- 1	0- 0	0- 0		HOME		0- 0	0- 0	3- 1			
1- 4	0- 0	0- 0		AWAY		0- 0	0- 2	1- 2			
0- 0	0- 0	0- 0		NEUTRAL		0- 0	0- 0	0- 0			
4- 5	0- 0	0- 0		NON-CONFERENCE		0- 0	0- 2	4- 3			
3- 1	0- 0	0- 0		HOME		0- 0	0- 0	3- 1			
1- 4	0- 0	0- 0		AWAY		0- 0	0- 2	1- 2			
0- 0	0- 0	0- 0		NEUTRAL		0- 0	0- 0	0- 0			
0- 0	0- 0	0- 0		CONFERENCE		0- 0	0- 0	0- 0			
0- 0	0- 0	0- 0		HOME		0- 0	0- 0	0- 0			
0- 0	0- 0	0- 0		AWAY		0- 0	0- 0	0- 0			
0- 0	0- 0	0- 0		NEUTRAL		0- 0	0- 0	0- 0			
-----											
RPI 1-25			RPI 26-50			RPI 51-100			RPI 101+ Team's RPI: 320		
RPI	S	Opponent	Score	RPI	S	Opponent	Score	RPI	S	Opponent	Score
								119	A	Yale	61 80
								122	A	Dayton	58 67
								160	A	George Mason	61 64
								265	A	Siena	53 55
								284	H	Columbia	84 71
								315	A	UMass Lowell	61 52
								328	H	Canisius	67 53
								330	H	NJIT	53 71
								343	H	Fairleigh Dickinson	71 52
-----											
LAST 12 Division I GAMES:											
265	A	Siena	53 55	330	H	NJIT	53 71				
284	H	Columbia	84 71	315	A	UMass Lowell	61 52				
328	H	Canisius	67 53	343	H	Fairleigh Dickinson	71 52				
160	A	George Mason	61 64								
122	A	Dayton	58 67								
119	A	Yale	61 80								

Non-Div I Games:

Colgate





Average RPI Win: 213

WON-LOST

WINNING

LAST 10

STRENGTH OF

OPP. STRENGTH

TEAM

ADJ.

CONF.

ADJ CONF.

Average RPI Loss: 41

RECORD

PCT. RANK

GAMES

SCHEDULE

OF SCHEDULE

RPI

RPI

RPI

RPI

DIV. I ONLY  
DIV. I NON-CONF.3- 5  
3- 5226  
2260- 1  
0- 115  
15182  
182136  
136136  
1369  
99  
9

TOTALS

RPI 1-25

RPI 26-50

W-L RECORDS

RPI 51-100

RPI 101-150

RPI 150+

3- 5

0- 2

0- 1

OVERALL

0- 2

1- 0

2- 0

3- 2

0- 1

0- 0

HOME

0- 1

1- 0

2- 0

0- 3

0- 1

0- 1

AWAY

0- 1

0- 0

0- 0

0- 0

0- 0

0- 0

NEUTRAL

0- 0

0- 0

0- 0

3- 5

0- 2

0- 1

NON-CONFERENCE

0- 2

1- 0

2- 0

3- 2

0- 1

0- 0

HOME

0- 1

1- 0

2- 0

0- 3

0- 1

0- 1

AWAY

0- 1

0- 0

0- 0

0- 0

0- 0

0- 0

NEUTRAL

0- 0

0- 0

0- 0

0- 0

0- 0

0- 0

CONFERENCE

0- 0

0- 0

0- 0

0- 0

0- 0

0- 0

HOME

0- 0

0- 0

0- 0

0- 0

0- 0

0- 0

AWAY

0- 0

0- 0

0- 0

0- 0

0- 0

0- 0

NEUTRAL

0- 0

0- 0

0- 0

RPI 1-25

RPI 26-50

RPI 51-100

RPI 101+

Team's RPI: 136

RPI	S	Opponent	Score
21	A	Gonzaga	39 50
24	H	Arizona St.	39 70

RPI	S	Opponent	Score
32	A	Colorado	40 59

RPI	S	Opponent	Score
59	H	Northern Colo.	47 53
69	A	BYU	42 51

RPI	S	Opponent	Score
137	H	Northern Ari z.	65 54
239	H	North Florida	61 59
264	H	Cornell I	56 53

LAST 12 Division I GAMES:

69	A	BYU	42	51	137	H	Northern Ari z.	65	54
24	H	Arizona St.	39	70	239	H	North Florida	61	59
					21	A	Gonzaga	39	50
					264	H	Cornell I	56	53
					59	H	Northern Colo.	47	53
					32	A	Colorado	40	59

Non-Div I Games:

Eastern N.M.

72 46

Colorado St.

Columbi a

Columbi a				Through Games Of Dec. 19, 2018											
Average RPI Win:		284		WON-LOST RECORD	WINNING PCT. RANK	LAST 10 GAMES	STRENGTH OF SCHEDULE	OPP. STRENGTH OF SCHEDULE	TEAM RPI	ADJ. RPI	CONF. RPI	ADJ CONF. RPI			
Average RPI Loss:		192													
DIV. I ONLY		2- 8		283	0- 1	191	305	284	284	15	15				
DIV. I NON-CONF.		2- 8													
TOTALS		RPI 1-25		RPI 26-50		W-L RECORDS		RPI 51-100		RPI 101-150		RPI 150+			
2- 8		0- 0		0- 0		OVERALL		0- 0		0- 3		2- 5			
1- 2		0- 0		0- 0		HOME		0- 0		0- 1		1- 1			
1- 6		0- 0		0- 0		AWAY		0- 0		0- 2		1- 4			
0- 0		0- 0		0- 0		NEUTRAL		0- 0		0- 0		0- 0			
2- 8		0- 0		0- 0		NON-CONFERENCE		0- 0		0- 3		2- 5			
1- 2		0- 0		0- 0		HOME		0- 0		0- 1		1- 1			
1- 6		0- 0		0- 0		AWAY		0- 0		0- 2		1- 4			
0- 0		0- 0		0- 0		NEUTRAL		0- 0		0- 0		0- 0			
0- 0		0- 0		0- 0		CONFERENCE		0- 0		0- 0		0- 0			
0- 0		0- 0		0- 0		HOME		0- 0		0- 0		0- 0			
0- 0		0- 0		0- 0		AWAY		0- 0		0- 0		0- 0			
0- 0		0- 0		0- 0		NEUTRAL		0- 0		0- 0		0- 0			
RPI 1-25				RPI 26-50				RPI 51-100				RPI 101+ Team's RPI: 284			
RPI	S	Opponent	Score	RPI	S	Opponent	Score	RPI	S	Opponent	Score	RPI	S	Opponent	Score
												117	A	Boston College	60 74
												127	A	Illinois	69 76
												128	H	Houston	72 83
												159	A	Fordham	49 68
												184	A	Milwaukee	65 78
												202	H	Cal St. Fullerton	58 61
												254	A	Hofstra	65 63
												301	A	Saint Joseph's	61 68
												313	H	Army West Point	70 49
												320	A	Colgate	71 84
LAST 12 Division I GAMES:															
				159	A	Fordham	49 68			127	A	Illinois	69 76		
				202	H	Cal St. Fullerton	58 61			184	A	Milwaukee	65 78		
				117	A	Boston College	60 74			313	H	Army West Point	70 49		
				301	A	Saint Joseph's	61 68			254	A	Hofstra	65 63		
				320	A	Colgate	71 84								
				128	H	Houston	72 83								
Non-Div I Games:															
Columbi a															

Loss, Non-Conf, S Site, H Home A Away N Neutral

Page 59

Average RPI Win:	0	WON-LOST	WINNING	LAST 10	STRENGTH OF	OPP. STRENGTH	TEAM	ADJ.	CONF.	ADJ CONF.
Average RPI Loss:	151	RECORD	PCT. RANK	GAMES	SCHEDULE	OF SCHEDULE	RPI	RPI	RPI	RPI
DIV. I ONLY	0- 10	332	0- 1	17	330	257	257	32	32	
DIV. I NON-CONF.	0- 10	332	0- 1	17	330	257	257	32	32	
-----										
TOTALS	RPI 1-25	RPI 26-50	W-L RECORDS	RPI 51-100	RPI 101-150	RPI 150+				
0- 10	0- 1	0- 2	OVERALL	0- 2	0- 0	0- 5				
0- 1	0- 0	0- 0	HOME	0- 0	0- 0	0- 1				
0- 9	0- 1	0- 2	AWAY	0- 2	0- 0	0- 4				
0- 0	0- 0	0- 0	NEUTRAL	0- 0	0- 0	0- 0				
0- 10	0- 1	0- 2	NON-CONFERENCE	0- 2	0- 0	0- 5				
0- 1	0- 0	0- 0	HOME	0- 0	0- 0	0- 1				
0- 9	0- 1	0- 2	AWAY	0- 2	0- 0	0- 4				
0- 0	0- 0	0- 0	NEUTRAL	0- 0	0- 0	0- 0				
0- 0	0- 0	0- 0	CONFERENCE	0- 0	0- 0	0- 0				
0- 0	0- 0	0- 0	HOME	0- 0	0- 0	0- 0				
0- 0	0- 0	0- 0	AWAY	0- 0	0- 0	0- 0				
0- 0	0- 0	0- 0	NEUTRAL	0- 0	0- 0	0- 0				

RPI 1-25				RPI 26-50				RPI 51-100				RPI 101+ Team's RPI: 257			
RPI	S	Opponent	Score	RPI	S	Opponent	Score	RPI	S	Opponent	Score	RPI	S	Opponent	Score
17	A	Mississippi St.	38 110	36	A	Minnesota	52 84	75	A	Ohio	62 87	161	A	Virginia	41 55
				44	A	Maryland	36 93	93	A	FGCU	61 93	229	A	West Virginia	37 78
												273	H	UMBC	52 57
												286	A	Niagara	69 71
												297	A	Marshall	67 88
LAST 12 Division I GAMES:															
36	A	Minnesota	52 84	93	A	FGCU	61 93	286	A	Niagara	69 71	44	A	Maryland	36 93
75	A	Ohio	62 87	273	H	UMBC	52 57	229	A	West Virginia	37 78	17	A	Mississippi St.	38 110
161	A	Virginia	41 55												
297	A	Marshall	67 88												

Non-Div I Games:

Coppin St.

Average RPI	Win: 323	WON-LOST	WINNING	LAST 10	STRENGTH OF	OPP. STRENGTH	TEAM	ADJ.	CONF.	ADJ CONF.
Average RPI	Loss: 131	RECORD	PCT. RANK	GAMES	SCHEDULE	OF SCHEDULE	RPI	RPI	RPI	RPI
DIV. I ONLY	3- 5	226	1- 0	267	202	264	264	15	15	
DIV. I NON-CONF.	3- 5	226	1- 0	267	202	264	264	15	15	
<hr/>										
TOTALS	RPI 1-25	RPI 26-50	W-L RECORDS	RPI 51-100	RPI 101-150	RPI 150+				
3- 5	0- 0	0- 1	OVERALL	0- 0	0- 3	3- 1				
3- 0	0- 0	0- 0	HOME	0- 0	0- 0	3- 0				
0- 5	0- 0	0- 1	AWAY	0- 0	0- 3	0- 1				
0- 0	0- 0	0- 0	NEUTRAL	0- 0	0- 0	0- 0				
3- 5	0- 0	0- 1	NON-CONFERENCE	0- 0	0- 3	3- 1				
3- 0	0- 0	0- 0	HOME	0- 0	0- 0	3- 0				
0- 5	0- 0	0- 1	AWAY	0- 0	0- 3	0- 1				
0- 0	0- 0	0- 0	NEUTRAL	0- 0	0- 0	0- 0				
0- 0	0- 0	0- 0	CONFERENCE	0- 0	0- 0	0- 0				
0- 0	0- 0	0- 0	HOME	0- 0	0- 0	0- 0				
0- 0	0- 0	0- 0	AWAY	0- 0	0- 0	0- 0				
0- 0	0- 0	0- 0	NEUTRAL	0- 0	0- 0	0- 0				

RPI 1-25				RPI 26-50				RPI 51-100				RPI 101+ Team's RPI: 264			
RPI	S	Opponent	Score	RPI	S	Opponent	Score	RPI	S	Opponent	Score	RPI	S	Opponent	Score
				36	A	Minnesota	45 65					107	A	Stony Brook	61 63
												130	A	Lehigh	54 67
												136	A	Colorado St.	53 56
												247	A	Binghamton	61 72
												312	H	Albany (NY)	48 34
												315	H	UMass Lowell	63 54
												342	H	Delaware St.	94 59
<hr/>															
LAST 12 Division I GAMES:															
				36	A	Minnesota	45 65	342	H	Delaware St.	94 59				
				315	H	UMass Lowell	63 54	107	A	Stony Brook	61 63				
				312	H	Albany (NY)	48 34	130	A	Lehigh	54 67				
				247	A	Binghamton	61 72	136	A	Colorado St.	53 56				

Non-Div I Games:

Cornell



Average RPI	Win: 275	WON-LOST RECORD	WINNING PCT. RANK	LAST 10 GAMES	STRENGTH OF SCHEDULE	OPP. STRENGTH OF SCHEDULE	TEAM RPI	ADJ. RPI	CONF. RPI	ADJ. CONF. RPI
Average RPI	Loss: 162									
DIV. I ONLY	5- 5	163	0- 1	308	207	261	261	15	15	
DIV. I NON-CONF.	5- 5	163	0- 1	308	207	261	261	15	15	
-----										
TOTALS	RPI 1-25	RPI 26-50	W-L RECORDS	RPI 51-100	RPI 101-150	RPI 150+				
5- 5	0- 0	0- 0	OVERALL	0- 2	0- 0	5- 3				
4- 1	0- 0	0- 0	HOME	0- 1	0- 0	4- 0				
1- 2	0- 0	0- 0	AWAY	0- 0	0- 0	1- 2				
0- 2	0- 0	0- 0	NEUTRAL	0- 1	0- 0	0- 1				
5- 5	0- 0	0- 0	NON-CONFERENCE	0- 2	0- 0	5- 3				
4- 1	0- 0	0- 0	HOME	0- 1	0- 0	4- 0				
1- 2	0- 0	0- 0	AWAY	0- 0	0- 0	1- 2				
0- 2	0- 0	0- 0	NEUTRAL	0- 1	0- 0	0- 1				
0- 0	0- 0	0- 0	CONFERENCE	0- 0	0- 0	0- 0				
0- 0	0- 0	0- 0	HOME	0- 0	0- 0	0- 0				
0- 0	0- 0	0- 0	AWAY	0- 0	0- 0	0- 0				
0- 0	0- 0	0- 0	NEUTRAL	0- 0	0- 0	0- 0				

RPI 1-25				RPI 26-50				RPI 51-100				RPI 101+				Team's RPI: 261
RPI	S	Opponent	Score	RPI	S	Opponent	Score	RPI	S	Opponent	Score	RPI	S	Opponent	Score	
								58	N	Middle Tenn.	58 70	172	A	San Diego	76 78	
								71	H	Buffalo	69 75	187	H	Boston U.	64 44	
												202	A	Cal St. Fullerton	62 67	
												274	H	Fairfield	59 46	
												276	A	Vermont	66 42	
												309	N	UC Santa Barbara	56 62	
												315	H	UMass Lowell	70 54	
												324	H	Loyola Maryland	54 41	
-----																
LAST 12 Division I GAMES:																
309	N	UC Santa Barbara	56 62	172	A	San Diego	76 78	202	A	Cal St. Fullerton	62 67	58	N	Middle Tenn.	58 70	
71	H	Buffalo	69 75	276	A	Vermont	66 42	324	H	Loyola Maryland	54 41					
315	H	UMass Lowell	70 54													
274	H	Fairfield	59 46													
187	H	Boston U.	64 44													

Non-Div I Games:

Dartmouth

Average RPI Win:	236	WON-LOST	WINNING	LAST 10	STRENGTH OF	OPP. STRENGTH	TEAM	ADJ.	CONF.	ADJ CONF.
Average RPI Loss:	185	RECORD	PCT. RANK	GAMES	SCHEDULE	OF SCHEDULE	RPI	RPI	RPI	RPI
DIV. I ONLY	5- 5	163	1- 0	309	200	237	237	16	16	
DIV. I NON-CONF.	5- 5	163	1- 0	309	200	237	237	16	16	
-----										
TOTALS	RPI 1-25	RPI 26-50	W-L RECORDS	RPI 51-100	RPI 101-150	RPI 150+				
5- 5	0- 0	0- 0	OVERALL	1- 1	0- 0	4- 4				
3- 1	0- 0	0- 0	HOME	0- 0	0- 0	3- 1				
2- 4	0- 0	0- 0	AWAY	1- 1	0- 0	1- 3				
0- 0	0- 0	0- 0	NEUTRAL	0- 0	0- 0	0- 0				
5- 5	0- 0	0- 0	NON-CONFERENCE	1- 1	0- 0	4- 4				
3- 1	0- 0	0- 0	HOME	0- 0	0- 0	3- 1				
2- 4	0- 0	0- 0	AWAY	1- 1	0- 0	1- 3				
0- 0	0- 0	0- 0	NEUTRAL	0- 0	0- 0	0- 0				
0- 0	0- 0	0- 0	CONFERENCE	0- 0	0- 0	0- 0				
0- 0	0- 0	0- 0	HOME	0- 0	0- 0	0- 0				
0- 0	0- 0	0- 0	AWAY	0- 0	0- 0	0- 0				
0- 0	0- 0	0- 0	NEUTRAL	0- 0	0- 0	0- 0				

RPI 1-25				RPI 26-50				RPI 51-100				RPI 101+				Team's RPI: 237
RPI	S	Opponent	Score	RPI	S	Opponent	Score	RPI	S	Opponent	Score	RPI	S	Opponent	Score	
								99	A	Princeton	57 65	156	H	Appalachian St.	78 81	
								100	A	Clemson	90 80	176	H	William & Mary	76 65	
												186	A	UNC Asheville	56 69	
												210	A	Elon	72 73	
												222	H	High Point	71 62	
												272	A	Gardner-Webb	49 54	
												337	H	Presbyterian	83 56	
												346	A	Charleston So.	72 34	
LAST 12 Division I GAMES:																
				100	A	Clemson	90 80	337	H	Presbyterian	83 56					
				210	A	Elon	72 73	156	H	Appalachian St.	78 81					
				99	A	Princeton	57 65	272	A	Gardner-Webb	49 54					
				222	H	High Point	71 62	346	A	Charleston So.	72 34					
				176	H	William & Mary	76 65									
				186	A	UNC Asheville	56 69									

Non-Div I Games: Queens (NC) 80 47

Davidson



Average RPI Win: 197

Average RPI Loss: 57

WON-LOST  
RECORDWINNING  
PCT. RANKLAST 10  
GAMESSTRENGTH OF  
SCHEDULEOPP. STRENGTH  
OF SCHEDULETEAM  
RPIADJ.  
RPICONF.  
RPIADJ CONF.  
RPIDIV. I ONLY  
DIV. I NON-CONF.4- 5  
4- 5190  
1901- 0  
1- 021  
21254  
254122  
122122  
12216  
1616  
16

TOTALS

RPI 1-25

RPI 26-50

W-L RECORDS

RPI 51-100

RPI 101-150

RPI 150+

4- 5 0- 0

4- 1 0- 0

0- 4 0- 0

0- 0 0- 0

1- 3

1- 1

0- 2

0- 0

OVERALL

HOME

AWAY

NEUTRAL

1- 1

1- 0

0- 1

0- 0

0- 1

0- 0

0- 1

0- 0

2- 0

2- 0

0- 0

0- 0

4- 5 0- 0

4- 1 0- 0

0- 4 0- 0

0- 0 0- 0

1- 3

1- 1

0- 2

0- 0

NON-CONFERENCE

HOME

AWAY

NEUTRAL

1- 1

1- 0

0- 1

0- 0

0- 1

0- 0

0- 1

0- 0

2- 0

2- 0

0- 0

0- 0

0- 0 0- 0

0- 0 0- 0

0- 0 0- 0

0- 0 0- 0

0- 0

0- 0

0- 0

0- 0

CONFERENCE

HOME

AWAY

NEUTRAL

0- 0

0- 0

0- 0

0- 0

0- 0

0- 0

0- 0

0- 0

0- 0

0- 0

0- 0

0- 0

RPI 1-25

RPI 26-50

RPI 51-100

RPI 101+




Team's RPI: 122



RPI S Opponent Score



RPI S Opponent Score


RPI S Opponent Score



RPI S Opponent Score


28   Green Bay 35  51



35  Northeastern 79  84


44  Maryland 71  82


46  Toledo 70 49

55  South Carolina 55  65




71  Buffalo 72 59




121  James Madison 55  68




320  Colgate 67 58



349  Evansville 69 30



LAST 12 Division I GAMES:


55  South Carolina 55  65 349  Evansville 69 30

28  Green Bay 35  51 71  Buffalo 72 59

46  Toledo 70 49 121  James Madison 55  68

35  Northeastern 79  84

44  Maryland 71  82





320  Colgate 67 58

Dayton

Dayton

Non-Div I Games:

Dayton

 Loss,  Non-Conf, S Site,  Home  Away N Neutral

Average RPI Win: **165**  
 Average RPI Loss: **5**

WON-LOST  
RECORD

WINNING  
PCT. RANK

LAST 10  
GAMES

STRENGTH OF  
SCHEDULE

OPP. STRENGTH  
OF SCHEDULE

TEAM  
RPI

ADJ.  
RPI

CONF.  
RPI

ADJ CONF.  
RPI

DIV. I ONLY	8- 3	79	1- 0	114	8	48	48	4	4
DIV. I NON-CONF.	8- 3	79	1- 0	114	8	48	48	4	4
<hr/>									
TOTALS	RPI 1-25	RPI 26-50	W-L RECORDS	RPI 51-100	RPI 101-150	RPI 150+			
8- 3	0- 3	1- 0	OVERALL	3- 0	0- 0	4- 0			
5- 1	0- 1	1- 0	HOME	1- 0	0- 0	3- 0			
1- 1	0- 1	0- 0	AWAY	0- 0	0- 0	1- 0			
2- 1	0- 1	0- 0	NEUTRAL	2- 0	0- 0	0- 0			
8- 3	0- 3	1- 0	NON-CONFERENCE	3- 0	0- 0	4- 0			
5- 1	0- 1	1- 0	HOME	1- 0	0- 0	3- 0			
1- 1	0- 1	0- 0	AWAY	0- 0	0- 0	1- 0			
2- 1	0- 1	0- 0	NEUTRAL	2- 0	0- 0	0- 0			
0- 0	0- 0	0- 0	CONFERENCE	0- 0	0- 0	0- 0			
0- 0	0- 0	0- 0	HOME	0- 0	0- 0	0- 0			
0- 0	0- 0	0- 0	AWAY	0- 0	0- 0	0- 0			
0- 0	0- 0	0- 0	NEUTRAL	0- 0	0- 0	0- 0			

RPI	S	Opponent	Score
1	H	Notre Dame	77 <b>101</b>
2	A	UConn	63 <b>99</b>
13	N	Syracuse	81 <b>83</b>

RPI	S	Opponent	Score
28	H	Green Bay	73 64

Team's RPI: 48

RPI	S	Opponent	Score
77	H	Northwestern	76 60
87	N	Kansas St.	79 59
99	N	Princeton	82 67

RPI	S	Opponent	Score
166	A	Oklahoma	87 76
225	H	Temple	102 88
292	H	Tennessee St.	95 73
344	H	Savannah St.	124 61

LAST 12 Division I GAMES:

13	N	Syracuse	81 <b>83</b>	292	H	Tennessee St.	95 73
87	N	Kansas St.	79 59	166	A	Oklahoma	87 76
99	N	Princeton	82 67	77	H	Northwestern	76 60
1	H	Notre Dame	77 <b>101</b>	225	H	Temple	102 88
28	H	Green Bay	73 64	2	A	UConn	63 <b>99</b>
				344	H	Savannah St.	124 61

# Delaware

D  
e  
l  
a  
w  
a  
r  
e

Del aware

Average RPI	Win:	0	WON-LOST	WINNING	LAST 10	STRENGTH OF	OPP. STRENGTH	TEAM	ADJ.	CONF.	ADJ CONF.
Average RPI	Loss:	185	RECORD	PCT. RANK	GAMES	SCHEDULE	OF SCHEDULE	RPI	RPI	RPI	RPI
DIV. I ONLY		0- 7		332	0- 1	254	242	342	342	32	32
DIV. I NON-CONF.		0- 7		332	0- 1	254	242	342	342	32	32
-----											
TOTALS	RPI 1-25		RPI 26-50		W-L RECORDS	RPI 51-100		RPI 101-150		RPI 150+	
0- 7	0- 0		0- 0		OVERALL	0- 2		0- 1		0- 4	
0- 2	0- 0		0- 0		HOME	0- 0		0- 1		0- 1	
0- 5	0- 0		0- 0		AWAY	0- 2		0- 0		0- 3	
0- 0	0- 0		0- 0		NEUTRAL	0- 0		0- 0		0- 0	
0- 7	0- 0		0- 0		NON-CONFERENCE	0- 2		0- 1		0- 4	
0- 2	0- 0		0- 0		HOME	0- 0		0- 1		0- 1	
0- 5	0- 0		0- 0		AWAY	0- 2		0- 0		0- 3	
0- 0	0- 0		0- 0		NEUTRAL	0- 0		0- 0		0- 0	
0- 0	0- 0		0- 0		CONFERENCE	0- 0		0- 0		0- 0	
0- 0	0- 0		0- 0		HOME	0- 0		0- 0		0- 0	
0- 0	0- 0		0- 0		AWAY	0- 0		0- 0		0- 0	
0- 0	0- 0		0- 0		NEUTRAL	0- 0		0- 0		0- 0	

RPI 1-25				RPI 26-50				RPI 51-100				RPI 101+ Team's RPI : 342					
RPI	S	Opponent	Score	RPI	S	Opponent	Score	RPI	S	Opponent	Score	RPI	S	Opponent	Score		
								80	A	St. John's (NY)	44	82	121	H	James Madison	57	103
								92	A	Xavier	59	80	216	H	Delaware	77	85
													225	A	Temple	61	75
													264	A	Cornell	59	94
													298	A	Robert Morris	63	64
LAST 12 Division I GAMES:																	
				298	A	Robert Morris	63	64	80	A	St. John's (NY)	44	82				
				264	A	Cornell	59	94	216	H	Delaware	77	85				
				92	A	Xavier	59	80	121	H	James Madison	57	103				
									225	A	Temple	61	75				

Non-Div I Games: Post 65 53 Cheyney 79 59

Del aware St.

D  
e  
n  
v  
e  
r

Denver				Through Games Of Dec. 19, 2018							
Average RPI	Win:	158	WON-LOST	WINNING	LAST 10	STRENGTH OF	OPP. STRENGTH	TEAM	ADJ.	CONF.	ADJ CONF.
Average RPI	Loss:	118	RECORD	PCT. RANK	GAMES	SCHEDULE	OF SCHEDULE	RPI	RPI	RPI	RPI
DIV. I ONLY		7- 5	130	0- 1	252	27	169	169	18	18	
DIV. I NON-CONF.		7- 5	130	0- 1	252	27	169	169	18	18	
-----											
TOTALS	RPI 1-25		RPI 26-50		W-L RECORDS	RPI 51-100		RPI 101-150		RPI 150+	
7- 5	0- 0		1- 0		OVERALL	1- 2		1- 2		4- 1	
6- 1	0- 0		1- 0		HOME	1- 0		1- 0		3- 1	
1- 4	0- 0		0- 0		AWAY	0- 2		0- 2		1- 0	
0- 0	0- 0		0- 0		NEUTRAL	0- 0		0- 0		0- 0	
7- 5	0- 0		1- 0		NON-CONFERENCE	1- 2		1- 2		4- 1	
6- 1	0- 0		1- 0		HOME	1- 0		1- 0		3- 1	
1- 4	0- 0		0- 0		AWAY	0- 2		0- 2		1- 0	
0- 0	0- 0		0- 0		NEUTRAL	0- 0		0- 0		0- 0	
0- 0	0- 0		0- 0		CONFERENCE	0- 0		0- 0		0- 0	
0- 0	0- 0		0- 0		HOME	0- 0		0- 0		0- 0	
0- 0	0- 0		0- 0		AWAY	0- 0		0- 0		0- 0	
0- 0	0- 0		0- 0		NEUTRAL	0- 0		0- 0		0- 0	

RPI 1-25				RPI 26-50				RPI 51-100				RPI 101+ Team's RPI: 169			
RPI	S	Opponent	Score	RPI	S	Opponent	Score	RPI	S	Opponent	Score	RPI	S	Opponent	Score
				42	H	Lamar University	117 110	59	A	Northern Colo.	66 74	116	A	New Mexico St.	64 66
								70	A	Wyoming	74 78	124	A	Nebraska	71 96
								86	H	Loyola Marymount	104 75	148	H	American	83 54
												173	H	UMKC	92 75
												195	H	Air Force	92 66
												214	A	Southern Utah	71 70
												219	H	Samford	83 87
												249	H	St. Bonaventure	76 62
-----															
LAST 12 Division I GAMES:															
116	A	New Mexico St.	64 66	219	H	Samford	83 87								
214	A	Southern Utah	71 70	124	A	Nebraska	71 96								
70	A	Wyoming	74 78	148	H	American	83 54								
86	H	Loyola Marymount	104 75	59	A	Northern Colo.	66 74								
249	H	St. Bonaventure	76 62	195	H	Air Force	92 66								
42	H	Lamar University	117 110	173	H	UMKC	92 75								

Non-Div I Games:

Denver

D  
e  
n  
v  
e  
r

Average RPI	Win: 339	WON-LOST RECORD	WINNING PCT. RANK	LAST 10 GAMES	STRENGTH OF SCHEDULE	OPP. STRENGTH OF SCHEDULE	TEAM RPI	ADJ. RPI	CONF. RPI	ADJ CONF. RPI
Average RPI	Loss: 177									
DIV. I ONLY	1- 8	318	0- 1	142	324	290	290	12	12	
DIV. I NON-CONF.	1- 8	318	0- 1	142	324	290	290	12	12	
-----										
TOTALS	RPI 1-25	RPI 26-50	W-L RECORDS	RPI 51-100	RPI 101-150	RPI 150+				
1- 8	0- 0	0- 0	OVERALL	0- 2	0- 1	1- 5				
0- 3	0- 0	0- 0	HOME	0- 0	0- 1	0- 2				
1- 5	0- 0	0- 0	AWAY	0- 2	0- 0	1- 3				
0- 0	0- 0	0- 0	NEUTRAL	0- 0	0- 0	0- 0				
1- 8	0- 0	0- 0	NON-CONFERENCE	0- 2	0- 1	1- 5				
0- 3	0- 0	0- 0	HOME	0- 0	0- 1	0- 2				
1- 5	0- 0	0- 0	AWAY	0- 2	0- 0	1- 3				
0- 0	0- 0	0- 0	NEUTRAL	0- 0	0- 0	0- 0				
0- 0	0- 0	0- 0	CONFERENCE	0- 0	0- 0	0- 0				
0- 0	0- 0	0- 0	HOME	0- 0	0- 0	0- 0				
0- 0	0- 0	0- 0	AWAY	0- 0	0- 0	0- 0				
0- 0	0- 0	0- 0	NEUTRAL	0- 0	0- 0	0- 0				

RPI 1-25				RPI 26-50				RPI 51-100				RPI 101+				Team's RPI: 290
RPI	S	Opponent	Score	RPI	S	Opponent	Score	RPI	S	Opponent	Score	RPI	S	Opponent	Score	
								67	A	Michigan	62 95	134	H	Miami (OH)	59 78	
								81	A	Ohio St.	41 55	165	A	Bowling Green	73 79	
												179	A	Eastern Mich.	53 60	
												235	A	Loyola Chicago	43 52	
												261	H	Omaha	42 51	
												291	H	Western Mich.	44 54	
												339	A	Manhattan	58 56	
-----																
LAST 12 Division I GAMES:																
179	A	Eastern Mich.	53 60	165	A	Bowling Green	73 79	291	H	Western Mich.	44 54					
261	H	Omaha	42 51	81	A	Ohio St.	41 55									
339	A	Manhattan	58 56													
67	A	Michigan	62 95													
134	H	Miami (OH)	59 78													
235	A	Loyola Chicago	43 52													

Non-Div I Games: Mich. -Dearborn 68 60

Detroit Mercy

Average RPI Win: 112  
Average RPI Loss: 10

WON-LOST  
RECORD

WINNING  
PCT. RANK

LAST 10  
GAMES

STRENGTH OF  
SCHEDULE

OPP. STRENGTH  
OF SCHEDULE

TEAM  
RPI

ADJ.  
RPI

CONF.  
RPI

ADJ CONF.  
RPI

DIV. I ONLY  
DIV. I NON-CONF.

7- 3  
7- 3

84  
84

1- 0  
1- 0

26  
26

5  
5

9  
9

9  
9

14  
14

14  
14

TOTALS

RPI 1-25

RPI 26-50

W-L RECORDS

RPI 51-100

RPI 101-150

RPI 150+

7- 3  
2- 0  
3- 2  
2- 1

1- 3  
1- 0  
0- 2  
0- 1

0- 0  
0- 0  
0- 0  
0- 0

OVERALL  
HOME  
AWAY  
NEUTRAL

2- 0  
0- 0  
0- 0  
2- 0

3- 0  
1- 0  
2- 0  
0- 0

1- 0  
0- 0  
1- 0  
0- 0

7- 3  
2- 0  
3- 2  
2- 1

1- 3  
1- 0  
0- 2  
0- 1

0- 0  
0- 0  
0- 0  
0- 0

NON-CONFERENCE  
HOME  
AWAY  
NEUTRAL

2- 0  
0- 0  
0- 0  
2- 0

3- 0  
1- 0  
2- 0  
0- 0

1- 0  
0- 0  
1- 0  
0- 0

0- 0  
0- 0  
0- 0  
0- 0

0- 0  
0- 0  
0- 0  
0- 0

0- 0  
0- 0  
0- 0  
0- 0

CONFERENCE  
HOME  
AWAY  
NEUTRAL

0- 0  
0- 0  
0- 0  
0- 0

0- 0  
0- 0  
0- 0  
0- 0

0- 0  
0- 0  
0- 0  
0- 0

RPI 1-25

Team's RPI: 9

RPI 26-50

RPI 51-100

RPI 101+

RPI	S	Opponent	Score
1	N	Notre Dame	64 82
7	A	Iowa St.	81 86
20	H	South Dakota	76 64
22	A	South Dakota St.	71 80

RPI	S	Opponent	Score
-----	---	----------	-------

RPI	S	Opponent	Score
53	N	Rutgers	69 59
55	N	South Carolina	90 85

RPI	S	Opponent	Score
124	A	Nebraska	83 77
126	A	Creighton	85 69
139	H	CSUN	73 63
268	A	Western Ill.	98 71

LAST 12 Division I GAMES:

53	N	Rutgers	69	59	55	N	South Carolina	90	85
139	H	CSUN	73	63	1	N	Notre Dame	64	82
20	H	South Dakota	76	64	7	A	Iowa St.	81	86
268	A	Western Ill.	98	71	22	A	South Dakota St.	71	80
124	A	Nebraska	83	77	126	A	Creighton	85	69

Non-Div I Games:

Clarke

91 43

Drake

Loss, Non-Conf, S Site, H Home A Away N Neutral

Average RPI Win: 254  
Average RPI Loss: 85

WON-LOST  
RECORD

WINNING  
PCT. RANK

LAST 10  
GAMES

STRENGTH OF  
SCHEDULE

OPP. STRENGTH  
OF SCHEDULE

TEAM  
RPI

ADJ.  
RPI

CONF.  
RPI

ADJ CONF.  
RPI

DIV. I ONLY	7- 2	58	1- 0	278	178	144	144	13	13
DIV. I NON-CONF.	7- 2	58	1- 0	278	178	144	144	13	13
TOTALS	RPI 1-25	RPI 26-50	W-L RECORDS	RPI 51-100	RPI 101-150	RPI 150+			
7- 2	0- 0	1- 0	OVERALL	0- 1	0- 1	6- 0			
3- 1	0- 0	1- 0	HOME	0- 1	0- 0	2- 0			
3- 0	0- 0	0- 0	AWAY	0- 0	0- 0	3- 0			
1- 1	0- 0	0- 0	NEUTRAL	0- 0	0- 1	1- 0			
7- 2	0- 0	1- 0	NON-CONFERENCE	0- 1	0- 1	6- 0			
3- 1	0- 0	1- 0	HOME	0- 1	0- 0	2- 0			
3- 0	0- 0	0- 0	AWAY	0- 0	0- 0	3- 0			
1- 1	0- 0	0- 0	NEUTRAL	0- 0	0- 1	1- 0			
0- 0	0- 0	0- 0	CONFERENCE	0- 0	0- 0	0- 0			
0- 0	0- 0	0- 0	HOME	0- 0	0- 0	0- 0			
0- 0	0- 0	0- 0	AWAY	0- 0	0- 0	0- 0			
0- 0	0- 0	0- 0	NEUTRAL	0- 0	0- 0	0- 0			

RPI S Opponent	RPI S Opponent	RPI S Opponent	RPI S Opponent	Team's RPI: 144
RPI 1-25	RPI 26-50	RPI 51-100	RPI 101+	
39 H Bucknell I 64 42	65 H Quinnipiac 52 56	105 N Wright St. 63 71	265 N Siena 51 39	
		272 H Gardner-Webb 65 48	276 A Vermont 60 44	
		285 A La Salle 58 43	301 H Saint Joseph's 51 34	
		339 A Manhattan 53 39		
LAST 12 Division I GAMES:				
276 A Vermont 60 44	272 H Gardner-Webb 65 48	105 N Wright St. 63 71	339 A Manhattan 53 39	
301 H Saint Joseph's 51 34	285 A La Salle 58 43	265 N Siena 51 39	39 H Bucknell I 64 42	
65 H Quinnipiac 52 56				

Non-Div I Games:

Drexel



Average RPI	Win:	165	WON-LOST	WINNING	LAST 10	STRENGTH OF	OPP. STRENGTH	TEAM	ADJ.	CONF.	ADJ CONF.
Average RPI	Loss:	72	RECORD	PCT. RANK	GAMES	SCHEDULE	OF SCHEDULE	RPI	RPI	RPI	RPI
DIV. I ONLY		6- 3		96	0- 1	61	127	41	41	1	1
DIV. I NON-CONF.		6- 3		96	0- 1	61	127	41	41	1	1
-----											
TOTALS	RPI 1-25		RPI 26-50		W-L RECORDS	RPI 51-100		RPI 101-150		RPI 150+	
6- 3	0- 0		1- 0		OVERALL	1- 3		1- 0		3- 0	
3- 0	0- 0		0- 0		HOME	1- 0		0- 0		2- 0	
2- 1	0- 0		1- 0		AWAY	0- 1		1- 0		0- 0	
1- 2	0- 0		0- 0		NEUTRAL	0- 2		0- 0		1- 0	
6- 3	0- 0		1- 0		NON-CONFERENCE	1- 3		1- 0		3- 0	
3- 0	0- 0		0- 0		HOME	1- 0		0- 0		2- 0	
2- 1	0- 0		1- 0		AWAY	0- 1		1- 0		0- 0	
1- 2	0- 0		0- 0		NEUTRAL	0- 2		0- 0		1- 0	
0- 0	0- 0		0- 0		CONFERENCE	0- 0		0- 0		0- 0	
0- 0	0- 0		0- 0		HOME	0- 0		0- 0		0- 0	
0- 0	0- 0		0- 0		AWAY	0- 0		0- 0		0- 0	
0- 0	0- 0		0- 0		NEUTRAL	0- 0		0- 0		0- 0	

RPI	S	Opponent	Score	RPI	S	Opponent	Score	Team's RPI: 41	RPI	S	Opponent	Score	RPI	S	Opponent	Score
				37	A	Maine	66 63		62	N	Washington	64 71	145	A	Wisconsin	60 53
									77	A	Northwestern	58 84	210	H	Elon	81 64
									78	N	Missouri	54 62	253	H	UNLV	66 38
									89	H	Marist	64 56	255	N	Ball St.	79 62
LAST 12 Division I GAMES:																
				78	N	Missouri	54 62		145	A	Wisconsin	60 53				
				255	N	Ball St.	79 62		62	N	Washington	64 71				
				253	H	UNLV	66 38		210	H	Elon	81 64				
				89	H	Marist	64 56		37	A	Maine	66 63				
									77	A	Northwestern	58 84				

Non-Div I Games:

Duke

Duquesne				Through Games Of Dec. 19, 2018							
Average RPI	Win:	181	WON-LOST	WINNING	LAST 10	STRENGTH OF	OPP. STRENGTH	TEAM	ADJ.	CONF.	ADJ CONF.
Average RPI	Loss:	45	RECORD	PCT. RANK	GAMES	SCHEDULE	OF SCHEDULE	RPI	RPI	RPI	RPI
DIV. I ONLY		5- 4	140	1- 0	45	129	45	45	16	16	
DIV. I NON-CONF.		5- 4	140	1- 0	45	129	45	45	16	16	
-----											
TOTALS	RPI 1-25		RPI 26-50		W-L RECORDS	RPI 51-100		RPI 101-150		RPI 150+	
5- 4	0- 1		0- 1		OVERALL	0- 2		3- 0		2- 0	
2- 1	0- 1		0- 0		HOME	0- 0		1- 0		1- 0	
3- 3	0- 0		0- 1		AWAY	0- 2		2- 0		1- 0	
0- 0	0- 0		0- 0		NEUTRAL	0- 0		0- 0		0- 0	
5- 4	0- 1		0- 1		NON-CONFERENCE	0- 2		3- 0		2- 0	
2- 1	0- 1		0- 0		HOME	0- 0		1- 0		1- 0	
3- 3	0- 0		0- 1		AWAY	0- 2		2- 0		1- 0	
0- 0	0- 0		0- 0		NEUTRAL	0- 0		0- 0		0- 0	
0- 0	0- 0		0- 0		CONFERENCE	0- 0		0- 0		0- 0	
0- 0	0- 0		0- 0		HOME	0- 0		0- 0		0- 0	
0- 0	0- 0		0- 0		AWAY	0- 0		0- 0		0- 0	
0- 0	0- 0		0- 0		NEUTRAL	0- 0		0- 0		0- 0	

RPI 1-25				RPI 26-50				Team's RPI: 45				RPI 51-100				RPI 101+			
RPI	S	Opponent	Score	RPI	S	Opponent	Score	RPI	S	Opponent	Score	RPI	S	Opponent	Score	RPI	S	Opponent	Score
14	H	UCF	63 71	46	A	Toledo	52 65	60	A	Texas	41 78	101	A	Penn St.	64 58				
								61	A	TCU	48 61	133	H	Mt. St. Mary's	73 64				
												143	A	Kent St.	77 72				
												238	A	Saint Francis (PA)	93 73				
												289	H	ETSU	66 58				
LAST 12 Division I GAMES:																			
14	H	UCF	63 71	289	H	ETSU	66 58												
101	A	Penn St.	64 58	60	A	Texas	41 78												
143	A	Kent St.	77 72	61	A	TCU	48 61												
238	A	Saint Francis (PA)	93 73																
46	A	Toledo	52 65																
133	H	Mt. St. Mary's	73 64																

Non-Div I Games:

Duquesne

**ETSU**

**ETSU**

ETSU

Page 75

Average RPI Win:	260	WON-LOST	WINNING	LAST 10	STRENGTH OF	OPP. STRENGTH	TEAM	ADJ.	CONF.	ADJ CONF.
Average RPI Loss:	114	RECORD	PCT. RANK	GAMES	SCHEDULE	OF SCHEDULE	RPI	RPI	RPI	RPI
DIV. I ONLY	8- 2	48	1- 0	334	190	188	188	8	8	
DIV. I NON-CONF.	8- 2	48	1- 0	334	190	188	188	8	8	
-----										
TOTALS	RPI 1-25	RPI 26-50	W-L RECORDS	RPI 51-100	RPI 101-150	RPI 150+				
8- 2	0- 0	0- 0	OVERALL	1- 1	0- 0	7- 1				
7- 0	0- 0	0- 0	HOME	1- 0	0- 0	6- 0				
0- 2	0- 0	0- 0	AWAY	0- 1	0- 0	0- 1				
1- 0	0- 0	0- 0	NEUTRAL	0- 0	0- 0	1- 0				
8- 2	0- 0	0- 0	NON-CONFERENCE	1- 1	0- 0	7- 1				
7- 0	0- 0	0- 0	HOME	1- 0	0- 0	6- 0				
0- 2	0- 0	0- 0	AWAY	0- 1	0- 0	0- 1				
1- 0	0- 0	0- 0	NEUTRAL	0- 0	0- 0	1- 0				
0- 0	0- 0	0- 0	CONFERENCE	0- 0	0- 0	0- 0				
0- 0	0- 0	0- 0	HOME	0- 0	0- 0	0- 0				
0- 0	0- 0	0- 0	AWAY	0- 0	0- 0	0- 0				
0- 0	0- 0	0- 0	NEUTRAL	0- 0	0- 0	0- 0				

RPI 1-25				RPI 26-50				RPI 51-100				RPI 101+				Team's RPI: 188
RPI	S	Opponent	Score	RPI	S	Opponent	Score	RPI	S	Opponent	Score	RPI	S	Opponent	Score	
								52	A	Charlotte	46 52	171	H	Monmouth	73 67	
								66	H	Wake Forest	70 61	176	A	William & Mary	43 63	
												234	H	Kennesaw St.	68 56	
												303	H	USC Upstate	63 53	
												307	H	Liberty	66 63	
												308	H	UMES	84 69	
												345	H	Grand Canyon	59 47	
												348	N	Longwood	61 52	
LAST 12 Division I GAMES:																
176	A	William & Mary	43 63	348	N	Longwood	61 52	303	H	USC Upstate	63 53					
66	H	Wake Forest	70 61	307	H	Liberty	66 63	52	A	Charlotte	46 52					
234	H	Kennesaw St.	68 56													
345	H	Grand Canyon	59 47													
171	H	Monmouth	73 67													
308	H	UMES	84 69													

Non-Div I Games:

East Carolina

Average RPI Win:	302	WON-LOST	WINNING	LAST 10	STRENGTH OF	OPP. STRENGTH	TEAM	ADJ.	CONF.	ADJ CONF.
Average RPI Loss:	150	RECORD	PCT. RANK	GAMES	SCHEDULE	OF SCHEDULE	RPI	RPI	RPI	RPI
DIV. I ONLY	2- 5	261	0- 1	169	306	241	241	21	21	
DIV. I NON-CONF.	2- 5	261	0- 1	169	306	241	241	21	21	
<hr/>										
TOTALS	RPI 1-25	RPI 26-50	W-L RECORDS	RPI 51-100	RPI 101-150	RPI 150+				
2- 5	0- 0	0- 1	OVERALL	0- 0	0- 3	2- 1				
1- 0	0- 0	0- 0	HOME	0- 0	0- 0	1- 0				
0- 5	0- 0	0- 1	AWAY	0- 0	0- 3	0- 1				
1- 0	0- 0	0- 0	NEUTRAL	0- 0	0- 0	1- 0				
2- 5	0- 0	0- 1	NON-CONFERENCE	0- 0	0- 3	2- 1				
1- 0	0- 0	0- 0	HOME	0- 0	0- 0	1- 0				
0- 5	0- 0	0- 1	AWAY	0- 0	0- 3	0- 1				
1- 0	0- 0	0- 0	NEUTRAL	0- 0	0- 0	1- 0				
0- 0	0- 0	0- 0	CONFERENCE	0- 0	0- 0	0- 0				
0- 0	0- 0	0- 0	HOME	0- 0	0- 0	0- 0				
0- 0	0- 0	0- 0	AWAY	0- 0	0- 0	0- 0				
0- 0	0- 0	0- 0	NEUTRAL	0- 0	0- 0	0- 0				

RPI 1-25				RPI 26-50				RPI 51-100				RPI 101+ Team's RPI: 241			
RPI	S	Opponent	Score	RPI	S	Opponent	Score	RPI	S	Opponent	Score	RPI	S	Opponent	Score
				50	A	Butler	37 72					113	A	Northern Ill.	59 78
												131	A	Bradley	64 67
												150	A	Southern Ill.	59 73
												268 N		Western Ill.	64 62
												304	A	Valparaiso	60 62
												336	H	Purdue Fort Wayne	72 63
<hr/>															
LAST 12 Division I GAMES:															
				50	A	Butler	37 72	113	A	Northern Ill.	59 78				
								150	A	Southern Ill.	59 73				
								268 N		Western Ill.	64 62				
								304	A	Valparaiso	60 62				
								131	A	Bradley	64 67				
								336	H	Purdue Fort Wayne	72 63				

Non-Div I Games: Lincoln Christian 97 34 Oakland City 102 43

Eastern III.

Average RPI Win:	0	WON-LOST	WINNING	LAST 10	STRENGTH OF	OPP. STRENGTH	TEAM	ADJ.	CONF.	ADJ CONF.
Average RPI Loss:	176	RECORD	PCT. RANK	GAMES	SCHEDULE	OF SCHEDULE	RPI	RPI	RPI	RPI
DIV. I ONLY	0- 9	332	0- 1	9	351	256	256	21	21	
DIV. I NON-CONF.	0- 9	332	0- 1	9	351	256	256	21	21	
-----										
TOTALS	RPI 1-25	RPI 26-50	W-L RECORDS	RPI 51-100	RPI 101-150	RPI 150+				
0- 9	0- 1	0- 0	OVERALL	0- 1	0- 1	0- 6				
0- 2	0- 0	0- 0	HOME	0- 0	0- 0	0- 2				
0- 5	0- 0	0- 0	AWAY	0- 1	0- 1	0- 3				
0- 2	0- 1	0- 0	NEUTRAL	0- 0	0- 0	0- 1				
0- 9	0- 1	0- 0	NON-CONFERENCE	0- 1	0- 1	0- 6				
0- 2	0- 0	0- 0	HOME	0- 0	0- 0	0- 2				
0- 5	0- 0	0- 0	AWAY	0- 1	0- 1	0- 3				
0- 2	0- 1	0- 0	NEUTRAL	0- 0	0- 0	0- 1				
0- 0	0- 0	0- 0	CONFERENCE	0- 0	0- 0	0- 0				
0- 0	0- 0	0- 0	HOME	0- 0	0- 0	0- 0				
0- 0	0- 0	0- 0	AWAY	0- 0	0- 0	0- 0				
0- 0	0- 0	0- 0	NEUTRAL	0- 0	0- 0	0- 0				

E  
a  
s  
t  
e  
r  
n  
K  
y  
.E  
a  
s  
t  
e  
r  
n  
K  
y  
.

RPI 1-25				RPI 26-50				RPI 51-100				RPI 101+ Team's RPI: 256			
RPI	S	Opponent	Score	RPI	S	Opponent	Score	RPI	S	Opponent	Score	RPI	S	Opponent	Score
18	N	Florida St.	45 62					75	A	Ohio	60 100	134	A	Miami (OH)	44 60
												160	H	George Mason	75 91
												205	H	Saint Louis	43 70
												229	A	West Virginia	29 78
												229	N	West Virginia	39 81
												243	A	Akron	54 63
												291	A	Western Mich.	53 64
LAST 12 Division I GAMES:															
229	N	West Virginia	39 81	18	N	Florida St.	45 62	75	A	Ohio	60 100	134	A	Miami (OH)	44 60
229	A	West Virginia	29 78	75	A	Ohio	60 100	134	A	Miami (OH)	44 60	205	H	Saint Louis	43 70
160	H	George Mason	75 91	134	A	Miami (OH)	44 60	205	H	Saint Louis	43 70				
243	A	Akron	54 63												
291	A	Western Mich.	53 64												

Non-Div I Games: Brescia 70 41 Ky. Christian 90 35

Eastern Ky.

Average RPI Win:	286	WON-LOST	WINNING	LAST 10	STRENGTH OF	OPP. STRENGTH	TEAM	ADJ.	CONF.	ADJ CONF.
Average RPI Loss:	67	RECORD	PCT. RANK	GAMES	SCHEDULE	OF SCHEDULE	RPI	RPI	RPI	RPI
DIV. I ONLY	6- 2	69	1- 0	323	180	179	179	10	10	
DIV. I NON-CONF.	6- 2	69	1- 0	323	180	179	179	10	10	
-----										
TOTALS	RPI 1-25	RPI 26-50	W-L RECORDS	RPI 51-100	RPI 101-150	RPI 150+				
6- 2	0- 1	0- 0	OVERALL	0- 0	0- 1	6- 0				
4- 0	0- 0	0- 0	HOME	0- 0	0- 0	4- 0				
2- 1	0- 0	0- 0	AWAY	0- 0	0- 1	2- 0				
0- 1	0- 1	0- 0	NEUTRAL	0- 0	0- 0	0- 0				
6- 2	0- 1	0- 0	NON-CONFERENCE	0- 0	0- 1	6- 0				
4- 0	0- 0	0- 0	HOME	0- 0	0- 0	4- 0				
2- 1	0- 0	0- 0	AWAY	0- 0	0- 1	2- 0				
0- 1	0- 1	0- 0	NEUTRAL	0- 0	0- 0	0- 0				
0- 0	0- 0	0- 0	CONFERENCE	0- 0	0- 0	0- 0				
0- 0	0- 0	0- 0	HOME	0- 0	0- 0	0- 0				
0- 0	0- 0	0- 0	AWAY	0- 0	0- 0	0- 0				
0- 0	0- 0	0- 0	NEUTRAL	0- 0	0- 0	0- 0				

RPI 1-25				RPI 26-50				RPI 51-100				RPI 101+ Team's RPI : 179											
RPI	S	Opponent	Score	RPI	S	Opponent	Score	RPI	S	Opponent	Score	RPI	S	Opponent	Score								
7	N	Iowa St.	59 85									127	A	Illinois	66 72								
												233	H	UIC	52 38								
												252	H	Cleveland St.	69 63								
												258	H	Illinois St.	50 41								
												290	H	Detroit Mercy	60 53								
												336	A	Purdue Fort Wayne	87 72								
												348	A	Longwood	64 45								
-----																							
LAST 12 Division I GAMES:																							
290	H	Detroit Mercy	60 53	348	A	Longwood	64 45																
127	A	Illinois	66 72	336	A	Purdue Fort Wayne	87 72																
233	H	UIC	52 38																				
7	N	Iowa St.	59 85																				
258	H	Illinois St.	50 41																				
252	H	Cleveland St.	69 63																				

Non-Div I Games:

Eastern Mich.

Average RPI Win:	0	WON-LOST	WINNING	LAST 10	STRENGTH OF	OPP. STRENGTH	TEAM	ADJ.	CONF.	ADJ CONF.
Average RPI Loss:	118	RECORD	PCT. RANK	GAMES	SCHEDULE	OF SCHEDULE	RPI	RPI	RPI	RPI

DIV. I ONLY	0- 8	332	0- 1	34	251	260	260	11	11
DIV. I NON-CONF.	0- 8	332	0- 1	34	251	260	260	11	11
-----									
TOTALS	RPI 1-25	RPI 26-50	W-L RECORDS	RPI 51-100	RPI 101-150	RPI 150+			
0- 8	0- 1	0- 0	OVERALL	0- 5	0- 0	0- 2			
0- 3	0- 1	0- 0	HOME	0- 2	0- 0	0- 0			
0- 3	0- 0	0- 0	AWAY	0- 2	0- 0	0- 1			
0- 2	0- 0	0- 0	NEUTRAL	0- 1	0- 0	0- 1			
0- 8	0- 1	0- 0	NON-CONFERENCE	0- 5	0- 0	0- 2			
0- 3	0- 1	0- 0	HOME	0- 2	0- 0	0- 0			
0- 3	0- 0	0- 0	AWAY	0- 2	0- 0	0- 1			
0- 2	0- 0	0- 0	NEUTRAL	0- 1	0- 0	0- 1			
0- 0	0- 0	0- 0	CONFERENCE	0- 0	0- 0	0- 0			
0- 0	0- 0	0- 0	HOME	0- 0	0- 0	0- 0			
0- 0	0- 0	0- 0	AWAY	0- 0	0- 0	0- 0			
0- 0	0- 0	0- 0	NEUTRAL	0- 0	0- 0	0- 0			

RPI 1-25				RPI 26-50				RPI 51-100				RPI 101+ Team's RPI: 260			
RPI	S	Opponent	Score	RPI	S	Opponent	Score	RPI	S	Opponent	Score	RPI	S	Opponent	Score
21	H	Gonzaga	51 63					69	A	BYU	65 80	183	N	UC Ri versi de	45 57
								82	A	Boi se St.	55 67	310	A	Cal Poly	55 59
								91	N	Oregon St.	45 93				
								94	H	Utah	51 95				
								95	H	Fresno St.	58 68				
-----															
LAST 12 Division I GAMES:															
69	A	BYU	65 80	183	N	UC Ri versi de	45 57								
21	H	Gonzaga	51 63	91	N	Oregon St.	45 93								
				82	A	Boi se St.	55 67								
				95	H	Fresno St.	58 68								
				310	A	Cal Poly	55 59								
				94	H	Utah	51 95								

Non-Div I Games: Eastern Ore. 66 45

Eastern Wash.





**E  
v  
a  
n  
s  
v  
i  
l  
l  
e**

Evansville

Evansville

Average RPI Win:	212	WON-LOST	WINNING	LAST 10	STRENGTH OF	OPP. STRENGTH	TEAM	ADJ.	CONF.	ADJ CONF.
Average RPI Loss:	14	RECORD	PCT. RANK	GAMES	SCHEDULE	OF SCHEDULE	RPI	RPI	RPI	RPI

DIV. I ONLY	7- 2	58	1- 0	274	16	93	93	26	26
DIV. I NON-CONF.	7- 2	58	1- 0	274	16	93	93	26	26
TOTALS	RPI 1-25	RPI 26-50	W-L RECORDS	RPI 51-100	RPI 101-150	RPI 150+			
7- 2	0- 2	0- 0	OVERALL	0- 0	3- 0	4- 0			
4- 0	0- 0	0- 0	HOME	0- 0	2- 0	2- 0			
2- 1	0- 1	0- 0	AWAY	0- 0	0- 0	2- 0			
1- 1	0- 1	0- 0	NEUTRAL	0- 0	1- 0	0- 0			
7- 2	0- 2	0- 0	NON-CONFERENCE	0- 0	3- 0	4- 0			
4- 0	0- 0	0- 0	HOME	0- 0	2- 0	2- 0			
2- 1	0- 1	0- 0	AWAY	0- 0	0- 0	2- 0			
1- 1	0- 1	0- 0	NEUTRAL	0- 0	1- 0	0- 0			
0- 0	0- 0	0- 0	CONFERENCE	0- 0	0- 0	0- 0			
0- 0	0- 0	0- 0	HOME	0- 0	0- 0	0- 0			
0- 0	0- 0	0- 0	AWAY	0- 0	0- 0	0- 0			
0- 0	0- 0	0- 0	NEUTRAL	0- 0	0- 0	0- 0			

RPI S Opponent Score	RPI S Opponent Score	RPI S Opponent Score	RPI S Opponent Score
5 N Stanford 65 88			128 H Houston 76 71
22 A South Dakota St. 62 80			132 H Abilene Christian 81 65
			148 N American 90 71
			238 A Saint Francis (PA) 83 69
			257 H Coppin St. 93 61
			266 A Hawai i 73 67
			316 H FIU 100 58
LAST 12 Division I GAMES:			
128 H Houston 76 71	257 H Coppin St. 93 61		
148 N American 90 71	132 H Abilene Christian 81 65		
266 A Hawai i 73 67	238 A Saint Francis (PA) 83 69		
5 N Stanford 65 88			
316 H FIU 100 58			
22 A South Dakota St. 62 80			

Non-Div I Games: Fla. Memorial 99 68 Johnson & Wales (FL) 109 64

Average RPI Win:	322	WON-LOST	WINNING	LAST 10	STRENGTH OF	OPP. STRENGTH	TEAM	ADJ.	CONF.	ADJ CONF.
Average RPI Loss:	171	RECORD	PCT. RANK	GAMES	SCHEDULE	OF SCHEDULE	RPI	RPI	RPI	RPI
DIV. I ONLY	2- 7	276	0- 1	209	308	316	316	17	17	
DIV. I NON-CONF.	2- 7	276	0- 1	209	308	316	316	17	17	
-----										
TOTALS	RPI 1-25	RPI 26-50	W-L RECORDS	RPI 51-100	RPI 101-150	RPI 150+				
2- 7	0- 1	0- 0	OVERALL	0- 1	0- 0	2- 5				
2- 4	0- 1	0- 0	HOME	0- 0	0- 0	2- 3				
0- 3	0- 0	0- 0	AWAY	0- 1	0- 0	0- 2				
0- 0	0- 0	0- 0	NEUTRAL	0- 0	0- 0	0- 0				
2- 7	0- 1	0- 0	NON-CONFERENCE	0- 1	0- 0	2- 5				
2- 4	0- 1	0- 0	HOME	0- 0	0- 0	2- 3				
0- 3	0- 0	0- 0	AWAY	0- 1	0- 0	0- 2				
0- 0	0- 0	0- 0	NEUTRAL	0- 0	0- 0	0- 0				
0- 0	0- 0	0- 0	CONFERENCE	0- 0	0- 0	0- 0				
0- 0	0- 0	0- 0	HOME	0- 0	0- 0	0- 0				
0- 0	0- 0	0- 0	AWAY	0- 0	0- 0	0- 0				
0- 0	0- 0	0- 0	NEUTRAL	0- 0	0- 0	0- 0				

RPI	S	Opponent	Score	RPI	S	Opponent	Score	RPI	S	Opponent	Score	RPI	S	Opponent	Score	Team's RPI: 316
25	H	Miami (FL)	43 94					93	A	FGCU	58 100	199	H	Campbell	54 59	
												201	H	Georgia St.	61 67	
												217	A	Bethune-Cookman	57 68	
												220	H	Howard	62 89	
												239	A	North Florida	53 62	
												317	H	Florida A&M	77 54	
												326	H	Morgan St.	59 50	
-----																
LAST 12 Division I GAMES:																
93	A	FGCU	58 100	199	H	Campbell	54 59									
201	H	Georgia St.	61 67	220	H	Howard	62 89									
25	H	Miami (FL)	43 94	239	A	North Florida	53 62									
				326	H	Morgan St.	59 50									
				317	H	Florida A&M	77 54									
				217	A	Bethune-Cookman	57 68									

Non-Div I Games: Palm Beach Atl. 63 66

Average RPI Win:	317	WON-LOST	WINNING	LAST 10	STRENGTH OF	OPP. STRENGTH	TEAM	ADJ.	CONF.	ADJ CONF.
Average RPI Loss:	150	RECORD	PCT. RANK	GAMES	SCHEDULE	OF SCHEDULE	RPI	RPI	RPI	RPI
DIV. I ONLY	2- 7	276	0- 1	158	304	274	274	27	27	
DIV. I NON-CONF.	2- 7	276	0- 1	158	304	274	274	27	27	
<hr/>										
TOTALS	RPI 1-25	RPI 26-50	W-L RECORDS	RPI 51-100	RPI 101-150	RPI 150+				
2- 7	0- 0	0- 2	OVERALL	0- 1	0- 0	2- 4				
1- 2	0- 0	0- 1	HOME	0- 0	0- 0	1- 1				
1- 3	0- 0	0- 0	AWAY	0- 1	0- 0	1- 2				
0- 2	0- 0	0- 1	NEUTRAL	0- 0	0- 0	0- 1				
2- 7	0- 0	0- 2	NON-CONFERENCE	0- 1	0- 0	2- 4				
1- 2	0- 0	0- 1	HOME	0- 0	0- 0	1- 1				
1- 3	0- 0	0- 0	AWAY	0- 1	0- 0	1- 2				
0- 2	0- 0	0- 1	NEUTRAL	0- 0	0- 0	0- 1				
0- 0	0- 0	0- 0	CONFERENCE	0- 0	0- 0	0- 0				
0- 0	0- 0	0- 0	HOME	0- 0	0- 0	0- 0				
0- 0	0- 0	0- 0	AWAY	0- 0	0- 0	0- 0				
0- 0	0- 0	0- 0	NEUTRAL	0- 0	0- 0	0- 0				

RPI 1-25				RPI 26-50				RPI 51-100				RPI 101+ Team's RPI: 274			
RPI	S	Opponent	Score	RPI	S	Opponent	Score	RPI	S	Opponent	Score	RPI	S	Opponent	Score
				35	H	Northeastern	50 59	92	A	Xavier	35 48	176	H	William & Mary	54 60
				39	N	Bucknell	54 77					206	N	Massachusetts	49 59
												242	A	Brown	49 68
												261	A	Dartmouth	46 59
												283	A	Richmond	58 40
												350	H	LIU Brooklyn	71 43
<hr/>															
LAST 12 Division I GAMES:															
				261	A	Dartmouth	46 59	206	N	Massachusetts	49 59				
				35	H	Northeastern	50 59	39	N	Bucknell	54 77				
				176	H	William & Mary	54 60	242	A	Brown	49 68				
								92	A	Xavier	35 48				
								350	H	LIU Brooklyn	71 43				
								283	A	Richmond	58 40				

Non-Div I Games:

Fairfield

Average RPI Win:	330	WON-LOST	WINNING	LAST 10	STRENGTH OF	OPP. STRENGTH	TEAM	ADJ.	CONF.	ADJ CONF.
Average RPI Loss:	246	RECORD	PCT. RANK	GAMES	SCHEDULE	OF SCHEDULE	RPI	RPI	RPI	RPI
DIV. I ONLY	1- 7	311	0- 1	276	348	343	343	31	31	
DIV. I NON-CONF.	1- 7	311	0- 1	276	348	343	343	31	31	
-----										
TOTALS	RPI 1-25	RPI 26-50	W-L RECORDS	RPI 51-100	RPI 101-150	RPI 150+				
1- 7	0- 0	0- 0	OVERALL	0- 0	0- 1	1- 6				
1- 2	0- 0	0- 0	HOME	0- 0	0- 0	1- 2				
0- 5	0- 0	0- 0	AWAY	0- 0	0- 1	0- 4				
0- 0	0- 0	0- 0	NEUTRAL	0- 0	0- 0	0- 0				
1- 7	0- 0	0- 0	NON-CONFERENCE	0- 0	0- 1	1- 6				
1- 2	0- 0	0- 0	HOME	0- 0	0- 0	1- 2				
0- 5	0- 0	0- 0	AWAY	0- 0	0- 1	0- 4				
0- 0	0- 0	0- 0	NEUTRAL	0- 0	0- 0	0- 0				
0- 0	0- 0	0- 0	CONFERENCE	0- 0	0- 0	0- 0				
0- 0	0- 0	0- 0	HOME	0- 0	0- 0	0- 0				
0- 0	0- 0	0- 0	AWAY	0- 0	0- 0	0- 0				
0- 0	0- 0	0- 0	NEUTRAL	0- 0	0- 0	0- 0				

RPI 1-25				RPI 26-50				RPI 51-100				RPI 101+ Team's RPI: 343			
RPI	S	Opponent	Score	RPI	S	Opponent	Score	RPI	S	Opponent	Score	RPI	S	Opponent	Score
												107	A	Stony Brook	49 63
												195	A	Air Force	37 85
												220	H	Howard	58 79
												247	A	Binghamton	54 73
												313	A	Army West Point	40 62
												318	H	Lafayette	57 63
												320	A	Colgate	52 71
												330	H	NJIT	64 43
LAST 12 Division I GAMES:															
				107	A	Stony Brook	49 63	195	A	Air Force	37 85				
				313	A	Army West Point	40 62	318	H	Lafayette	57 63				
				320	A	Colgate	52 71								
				247	A	Binghamton	54 73								
				220	H	Howard	58 79								
				330	H	NJIT	64 43								

Non-Div I Games: Rutgers-Newark 97 51

Fairleigh Dickinson

Average RPI Win: 289

Average RPI Loss: 173

WON-LOST  
RECORDWINNING  
PCT. RANKLAST 10  
GAMESSTRENGTH OF  
SCHEDULEOPP. STRENGTH  
OF SCHEDULETEAM  
RPIADJ.  
RPICONF.  
RPIADJ CONF.  
RPIDIV. I ONLY  
DIV. I NON-CONF.3- 7  
3- 7252  
2520- 1  
0- 1175  
175315  
315275  
275275  
27517  
1717  
17

TOTALS

RPI 1-25

RPI 26-50

W-L RECORDS

RPI 51-100

RPI 101-150

RPI 150+

3- 7  
2- 4  
1- 3  
0- 00- 0  
0- 0  
0- 0  
0- 00- 1  
0- 0  
0- 1  
0- 0OVERALL  
HOME  
AWAY  
NEUTRAL0- 0  
0- 0  
0- 0  
0- 00- 1  
0- 1  
0- 0  
0- 03- 5  
2- 3  
1- 2  
0- 03- 7  
2- 4  
1- 3  
0- 00- 0  
0- 0  
0- 0  
0- 00- 1  
0- 0  
0- 1  
0- 0NON-CONFERENCE  
HOME  
AWAY  
NEUTRAL0- 0  
0- 0  
0- 0  
0- 00- 1  
0- 1  
0- 0  
0- 03- 5  
2- 3  
1- 2  
0- 00- 0  
0- 0  
0- 0  
0- 00- 0  
0- 0  
0- 0  
0- 00- 0  
0- 0  
0- 0  
0- 0CONFERENCE  
HOME  
AWAY  
NEUTRAL0- 0  
0- 0  
0- 0  
0- 00- 0  
0- 0  
0- 0  
0- 00- 0  
0- 0  
0- 0  
0- 0

RPI 1-25

RPI 26-50

RPI 51-100

RPI 101+

Team's RPI: 275

RPI S Opponent Score

RPI S Opponent Score

40 A Tulane 45 88

RPI S Opponent Score

RPI S Opponent Score

131 H Bradley 59 80

158 A Little Rock 38 61

192 H Hampton 68 72

197 A Furman 57 73

201 H Georgia St. 59 75

265 A Siena 70 66

283 H Richmond 69 55

291 H Western Mi ch. 59 69

318 H Lafayette 53 49

LAST 12 Division I GAMES:

40 A Tulane 45 88

318 H Lafayette 53 49

283 H Richmond 69 55

158 A Little Rock 38 61

201 H Georgia St. 59 75

192 H Hampton 68 72

131 H Bradley 59 80

291 H Western Mi ch. 59 69

197 A Furman 57 73

265 A Siena 70 66

Fla. Atlantic

Fla. Atlantic

Non-Div I Games:

Fla. Atlantic

F  
l  
o  
r  
i  
d  
a

Florida					Through Games Of Dec. 19, 2018								
Average RPI	Win:	241	WON-LOST	WINNING	LAST 10	STRENGTH OF	OPP. STRENGTH	TEAM	ADJ.	CONF.	ADJ CONF.		
Average RPI	Loss:	83	RECORD	PCT. RANK	GAMES	SCHEDULE	OF SCHEDULE	RPI	RPI	RPI	RPI		
DIV. I ONLY			3- 7	252	0- 1	32	176	185	185	5	5		
DIV. I NON-CONF.			3- 7	252	0- 1	32	176	185	185	5	5		
-----													
TOTALS		RPI 1-25	RPI 26-50		W-L RECORDS		RPI 51-100		RPI 101-150		RPI 150+		
3- 7	0- 2		0- 1		OVERALL	0- 3		0- 0		3- 1			
3- 3	0- 0		0- 1		HOME	0- 1		0- 0		3- 1			
0- 4	0- 2		0- 0		AWAY	0- 2		0- 0		0- 0			
0- 0	0- 0		0- 0		NEUTRAL	0- 0		0- 0		0- 0			
3- 7	0- 2		0- 1		NON-CONFERENCE	0- 3		0- 0		3- 1			
3- 3	0- 0		0- 1		HOME	0- 1		0- 0		3- 1			
0- 4	0- 2		0- 0		AWAY	0- 2		0- 0		0- 0			
0- 0	0- 0		0- 0		NEUTRAL	0- 0		0- 0		0- 0			
0- 0	0- 0		0- 0		CONFERENCE	0- 0		0- 0		0- 0			
0- 0	0- 0		0- 0		HOME	0- 0		0- 0		0- 0			
0- 0	0- 0		0- 0		AWAY	0- 0		0- 0		0- 0			
0- 0	0- 0		0- 0		NEUTRAL	0- 0		0- 0		0- 0			
-----													
RPI 1-25				RPI 26-50				RPI 51-100				RPI 101+ Team's RPI: 185	
RPI	S	Opponent	Score	RPI	S	Opponent	Score	RPI	S	Opponent	Score		
8	A	Indiana	64 83	35	H	Northeastern	66 79	77	H	Northwestern	74 83		
18	A	Florida St.	56 63					81	A	Ohio St.	41 46		
								90	A	Mercer	82 92		
										189	H	Texas Tech	72 67
										217	H	Bethune-Cookman	64 53
										272	H	Gardner-Webb	58 60
										317	H	Florida A&M	62 38
-----													
LAST 12 Division I GAMES:													
77	H	Northwestern	74 83	81	A	Ohio St.	41 46						
90	A	Mercer	82 92	317	H	Florida A&M	62 38						
18	A	Florida St.	56 63	217	H	Bethune-Cookman	64 53						
272	H	Gardner-Webb	58 60	189	H	Texas Tech	72 67						
				35	H	Northeastern	66 79						
				8	A	Indiana	64 83						

F  
l  
o  
r  
i  
d  
a

Non-Div I Games:

Florida



Average RPI Win:	134	WON-LOST	WINNING	LAST 10	STRENGTH OF	OPP. STRENGTH	TEAM	ADJ.	CONF.	ADJ CONF.
Average RPI Loss:	202	RECORD	PCT. RANK	GAMES	SCHEDULE	OF SCHEDULE	RPI	RPI	RPI	RPI

DIV. I ONLY	1- 6	307	0- 1	224	211	317	317	32	32
DIV. I NON-CONF.	1- 6	307	0- 1	224	211	317	317	32	32
-----									
TOTALS	RPI 1-25	RPI 26-50	W-L RECORDS	RPI 51-100	RPI 101-150	RPI 150+			
1- 6	0- 1	0- 0	OVERALL	0- 0	1- 0	0- 5			
1- 1	0- 0	0- 0	HOME	0- 0	1- 0	0- 1			
0- 4	0- 1	0- 0	AWAY	0- 0	0- 0	0- 3			
0- 1	0- 0	0- 0	NEUTRAL	0- 0	0- 0	0- 1			
1- 6	0- 1	0- 0	NON-CONFERENCE	0- 0	1- 0	0- 5			
1- 1	0- 0	0- 0	HOME	0- 0	1- 0	0- 1			
0- 4	0- 1	0- 0	AWAY	0- 0	0- 0	0- 3			
0- 1	0- 0	0- 0	NEUTRAL	0- 0	0- 0	0- 1			
0- 0	0- 0	0- 0	CONFERENCE	0- 0	0- 0	0- 0			
0- 0	0- 0	0- 0	HOME	0- 0	0- 0	0- 0			
0- 0	0- 0	0- 0	AWAY	0- 0	0- 0	0- 0			
0- 0	0- 0	0- 0	NEUTRAL	0- 0	0- 0	0- 0			

RPI 1-25				RPI 26-50				RPI 51-100				RPI 101+ Team's RPI: 317			
RPI	S	Opponent	Score	RPI	S	Opponent	Score	RPI	S	Opponent	Score	RPI	S	Opponent	Score
19	A	Tennessee	31 96									134	H	Miami (OH)	57 56
												185	A	Florida	38 62
												194	H	Jacksonville St.	31 62
												239	A	North Florida	53 64
												261	N	Omaha	50 57
												316	A	FIU	54 77
-----															
LAST 12 Division I GAMES:															
261	N	Omaha	50 57	185	A	Florida	38 62	316	A	FIU	54 77	19	A	Tennessee	31 96
134	H	Miami (OH)	57 56	316	A	FIU	54 77	19	A	Tennessee	31 96	239	A	North Florida	53 64
				194	H	Jacksonville St.	31 62					194	H	Jacksonville St.	31 62

Non-Div I Games: Edward Waters 70 64

Florida A&M

Average RPI Win: 148

Average RPI Loss: 85

WON-LOST  
RECORDWINNING  
PCT. RANKLAST 10  
GAMESSTRENGTH OF  
SCHEDULEOPP. STRENGTH  
OF SCHEDULETEAM  
RPIADJ.  
RPICONF.  
RPIADJ CONF.  
RPIDIV. I ONLY  
DIV. I NON-CONF.10- 1  
10- 114  
141- 0  
1- 091  
9150  
5018  
1818  
181  
11  
1

TOTALS

RPI 1-25

RPI 26-50

W-L RECORDS

RPI 51-100

RPI 101-150

RPI 150+

10- 1

1- 0

0- 0

OVERALL

2- 1

2- 0

5- 0

5- 1

0- 0

0- 0

HOME

0- 1

1- 0

4- 0

3- 0

0- 0

0- 0

AWAY

2- 0

1- 0

0- 0

2- 0

1- 0

0- 0

NEUTRAL

0- 0

0- 0

1- 0

10- 1

1- 0

0- 0

NON-CONFERENCE

2- 1

2- 0

5- 0

5- 1

0- 0

0- 0

HOME

0- 1

1- 0

4- 0

3- 0

0- 0

0- 0

AWAY

2- 0

1- 0

0- 0

2- 0

1- 0

0- 0

NEUTRAL

0- 0

0- 0

1- 0

0- 0

0- 0

0- 0

CONFERENCE

0- 0

0- 0

0- 0

0- 0

0- 0

0- 0

HOME

0- 0

0- 0

0- 0

0- 0

0- 0

0- 0

AWAY

0- 0

0- 0

0- 0

0- 0

0- 0

0- 0

NEUTRAL

0- 0

0- 0

0- 0

RPI 1-25 Team's RPI: 18

RPI 26-50

RPI 51-100

RPI 101+

RPI	S	Opponent	Score
15	N	Iowa	71 67

RPI	S	Opponent	Score
-----	---	----------	-------

RPI	S	Opponent	Score
80	A	St. John's (NY)	57 53
85	H	LSU	45 58
90	A	Mercer	57 56

RPI	S	Opponent	Score
101	H	Penn St.	87 58
126	A	Creighton	71 52
178	H	Troy	103 67
185	H	Florida	63 56
213	H	Jacksonville	79 46
239	H	North Florida	74 53
256	N	Eastern Ky.	62 45

LAST 12 Division I GAMES:

126	A	Creighton	71	52
80	A	St. John's (NY)	57	53
90	A	Mercer	57	56
101	H	Penn St.	87	58
256	N	Eastern Ky.	62	45
85	H	LSU	45	58

15	N	Iowa	71	67
213	H	Jacksonville	79	46
185	H	Florida	63	56
239	H	North Florida	74	53
178	H	Troy	103	67

Non-Div I Games:

Florida St.

Average RPI	Win: 221	WON-LOST	WINNING	LAST 10	STRENGTH OF	OPP. STRENGTH	TEAM	ADJ.	CONF.	ADJ CONF.
Average RPI	Loss: 98	RECORD	PCT. RANK	GAMES	SCHEDULE	OF SCHEDULE	RPI	RPI	RPI	RPI
DIV. I ONLY	6- 5	157	0- 1	165	120	159	159	16	16	
DIV. I NON-CONF.	6- 5	157	0- 1	165	120	159	159	16	16	
-----										
TOTALS	RPI 1-25	RPI 26-50	W-L RECORDS	RPI 51-100	RPI 101-150	RPI 150+				
6- 5	0- 0	0- 1	OVERALL	2- 1	0- 2	4- 1				
4- 1	0- 0	0- 0	HOME	1- 0	0- 1	3- 0				
0- 3	0- 0	0- 1	AWAY	0- 0	0- 1	0- 1				
2- 1	0- 0	0- 0	NEUTRAL	1- 1	0- 0	1- 0				
6- 5	0- 0	0- 1	NON-CONFERENCE	2- 1	0- 2	4- 1				
4- 1	0- 0	0- 0	HOME	1- 0	0- 1	3- 0				
0- 3	0- 0	0- 1	AWAY	0- 0	0- 1	0- 1				
2- 1	0- 0	0- 0	NEUTRAL	1- 1	0- 0	1- 0				
0- 0	0- 0	0- 0	CONFERENCE	0- 0	0- 0	0- 0				
0- 0	0- 0	0- 0	HOME	0- 0	0- 0	0- 0				
0- 0	0- 0	0- 0	AWAY	0- 0	0- 0	0- 0				
0- 0	0- 0	0- 0	NEUTRAL	0- 0	0- 0	0- 0				

RPI 1-25				RPI 26-50				RPI 51-100				RPI 101+ Team's RPI: 159			
RPI	S	Opponent	Score	RPI	S	Opponent	Score	RPI	S	Opponent	Score	RPI	S	Opponent	Score
				35	A	Northeastern	54 58	52	H	Charlotte	71 64	101	H	Penn St.	55 72
								60	N	Texas	54 72	115	A	Pittsburgh	62 65
								62	N	Washington	65 57	180	A	Georgetown	38 58
												255	N	Ball St.	78 70
												284	H	Columbia	68 49
												331	H	Wagner	80 59
												339	H	Manhattan	65 61
LAST 12 Division I GAMES:															
				284	H	Columbia	68 49	60	N	Texas	54 72				
				115	A	Pittsburgh	62 65	62	N	Washington	65 57				
				339	H	Manhattan	65 61	101	H	Penn St.	55 72				
				180	A	Georgetown	38 58	35	A	Northeastern	54 58				
				255	N	Ball St.	78 70	331	H	Wagner	80 59				
				52	H	Charlotte	71 64								

Non-Div I Games:

Fordham

Average RPI	Win: 211	WON-LOST	WINNING	LAST 10	STRENGTH OF	OPP. STRENGTH	TEAM	ADJ.	CONF.	ADJ CONF.
Average RPI	Loss: 74	RECORD	PCT. RANK	GAMES	SCHEDULE	OF SCHEDULE	RPI	RPI	RPI	RPI
DIV. I ONLY	5- 3	116	0- 0	154	158	95	95	9	9	
DIV. I NON-CONF.	5- 3	116	0- 0	154	158	95	95	9	9	
-----										
TOTALS	RPI 1-25	RPI 26-50	W-L RECORDS	RPI 51-100	RPI 101-150	RPI 150+				
5- 3	0- 0	0- 1	OVERALL	0- 1	1- 1	4- 0				
4- 0	0- 0	0- 0	HOME	0- 0	1- 0	3- 0				
1- 3	0- 0	0- 1	AWAY	0- 1	0- 1	1- 0				
0- 0	0- 0	0- 0	NEUTRAL	0- 0	0- 0	0- 0				
5- 3	0- 0	0- 1	NON-CONFERENCE	0- 1	1- 1	4- 0				
4- 0	0- 0	0- 0	HOME	0- 0	1- 0	3- 0				
1- 3	0- 0	0- 1	AWAY	0- 1	0- 1	1- 0				
0- 0	0- 0	0- 0	NEUTRAL	0- 0	0- 0	0- 0				
0- 0	0- 0	0- 0	CONFERENCE	0- 0	0- 0	0- 0				
0- 0	0- 0	0- 0	HOME	0- 0	0- 0	0- 0				
0- 0	0- 0	0- 0	AWAY	0- 0	0- 0	0- 0				
0- 0	0- 0	0- 0	NEUTRAL	0- 0	0- 0	0- 0				

RPI	S	Opponent	Score	RPI	S	Opponent	Score	RPI	S	Opponent	Score	RPI	S	Opponent	Score
29	A	UCLA	80 89	56	A	Southern Cal i forn i a	61 62	137	A	Northern Ari z.	73 86	149	H	Santa Clara	80 53
								152	H	UT Ar lington	70 61	184	H	Mi l waukee	65 48
								260	A	Eastern Wash.	68 58	310	H	Cal Poly	76 58
-----															
LAST 12 Divi s i o n I GAMES:															
56	A	Southern Cal i forn i a	61 62	149	H	Santa Clara	80 53	29	A	UCLA	80 89	260	A	Eastern Wash.	68 58
152	H	UT Ar lington	70 61												
184	H	Mi l waukee	65 48												
310	H	Cal Poly	76 58												
137	A	Northern Ari z.	73 86												

Non-Di v I Games: Stanislaus St. 86 51

Fresno St.

Average RPI Win: 268

Average RPI Loss: 113

WON-LOST  
RECORDWINNING  
PCT. RANKLAST 10  
GAMESSTRENGTH OF  
SCHEDULEOPP. STRENGTH  
OF SCHEDULETEAM  
RPIADJ.  
RPICONF.  
RPIADJ CONF.  
RPIDIV. I ONLY  
DIV. I NON-CONF.5- 4  
5- 4140  
1401- 0  
1- 0240  
240186  
186197  
197197  
19725  
2525  
25

TOTALS

RPI 1-25

RPI 26-50

W-L RECORDS

RPI 51-100

RPI 101-150

RPI 150+

5- 4 0- 1  
4- 1 0- 0  
1- 3 0- 1  
0- 0 0- 00- 0  
0- 0  
0- 0  
0- 0OVERALL  
HOME  
AWAY  
NEUTRAL0- 1  
0- 1  
0- 0  
0- 00- 1  
0- 0  
0- 1  
0- 05- 1  
4- 0  
1- 1  
0- 05- 4 0- 1  
4- 1 0- 0  
1- 3 0- 1  
0- 0 0- 00- 0  
0- 0  
0- 0  
0- 0NON-CONFERENCE  
HOME  
AWAY  
NEUTRAL0- 1  
0- 1  
0- 0  
0- 00- 1  
0- 0  
0- 1  
0- 05- 1  
4- 0  
1- 1  
0- 00- 0 0- 0  
0- 0 0- 0  
0- 0 0- 0  
0- 0 0- 00- 0  
0- 0  
0- 0  
0- 0CONFERENCE  
HOME  
AWAY  
NEUTRAL0- 0  
0- 0  
0- 0  
0- 00- 0  
0- 0  
0- 0  
0- 00- 0  
0- 0  
0- 0  
0- 0

RPI 1-25

RPI 26-50

RPI 51-100

RPI 101+

Team's RPI: 197

RPI S Opponent Score  
17 A Mississippi St. 41 106

RPI S Opponent Score

RPI S Opponent Score  
58 H Middle Tenn. 71 78RPI S Opponent Score  
141 A Georgia 38 61  
186 H UNC Asheville 58 47  
234 A Kennesaw St. 63 74  
272 H Gardner-Webb 70 57  
275 H Fla. Atlantic 73 57  
303 H USC Upstate 78 67  
305 A Col. of Charleston 70 67

LAST 12 Division I GAMES:

275 H Fla. Atlantic	73	57	272 H Gardner-Webb	70	57
234 A Kennesaw St.	63	74	141 A Georgia	38	61
58 H Middle Tenn.	71	78	186 H UNC Asheville	58	47
			305 A Col. of Charleston	70	67
			17 A Mississippi St.	41	106
			303 H USC Upstate	78	67

Non-Div I Games:

Coker

71 42

Furman

Average RPI Win:	272	WON-LOST	WINNING	LAST 10	STRENGTH OF	OPP. STRENGTH	TEAM	ADJ.	CONF.	ADJ CONF.
Average RPI Loss:	141	RECORD	PCT. RANK	GAMES	SCHEDULE	OF SCHEDULE	RPI	RPI	RPI	RPI
DIV. I ONLY	4- 5	190	1- 0	233	280	232	232	19	19	
DIV. I NON-CONF.	4- 5	190	1- 0	233	280	232	232	19	19	
-----										
TOTALS	RPI 1-25	RPI 26-50	W-L RECORDS	RPI 51-100	RPI 101-150	RPI 150+				
4- 5	0- 0	0- 1	OVERALL	0- 1	0- 1	4- 2				
2- 2	0- 0	0- 0	HOME	0- 1	0- 0	2- 1				
2- 3	0- 0	0- 1	AWAY	0- 0	0- 1	2- 1				
0- 0	0- 0	0- 0	NEUTRAL	0- 0	0- 0	0- 0				
4- 5	0- 0	0- 1	NON-CONFERENCE	0- 1	0- 1	4- 2				
2- 2	0- 0	0- 0	HOME	0- 1	0- 0	2- 1				
2- 3	0- 0	0- 1	AWAY	0- 0	0- 1	2- 1				
0- 0	0- 0	0- 0	NEUTRAL	0- 0	0- 0	0- 0				
0- 0	0- 0	0- 0	CONFERENCE	0- 0	0- 0	0- 0				
0- 0	0- 0	0- 0	HOME	0- 0	0- 0	0- 0				
0- 0	0- 0	0- 0	AWAY	0- 0	0- 0	0- 0				
0- 0	0- 0	0- 0	NEUTRAL	0- 0	0- 0	0- 0				

RPI	S	Opponent	Score	RPI	S	Opponent	Score	RPI	S	Opponent	Score	RPI	S	Opponent	Score
31	A	Virginia Tech	49 78	90	H	Mercer	72 79	107	A	Stony Brook	43 72	190	H	Winthrop	64 55
								217	H	Bethune-Cookman	77 76	234	A	Kennesaw St.	59 78
								245	H	Wofford	65 81	337	A	Presbyterian	69 68
								344	A	Savannah St.	82 71				
LAST 12 Division I GAMES:															
190	H	Winthrop	64 55	107	A	Stony Brook	43 72	344	A	Savannah St.	82 71	90	H	Mercer	72 79
337	A	Presbyterian	69 68	344	A	Savannah St.	82 71	90	H	Mercer	72 79	31	A	Virginia Tech	49 78
234	A	Kennesaw St.	59 78	90	H	Mercer	72 79	31	A	Virginia Tech	49 78	245	H	Wofford	65 81
217	H	Bethune-Cookman	77 76	245	H	Wofford	65 81								

Non-Div I Games: Coastal Ga. 68 46

Ga. Southern

Average RPI	Win: 211	WON-LOST	WINNING	LAST 10	STRENGTH OF	OPP. STRENGTH	TEAM	ADJ.	CONF.	ADJ CONF.
Average RPI	Loss: 191	RECORD	PCT. RANK	GAMES	SCHEDULE	OF SCHEDULE	RPI	RPI	RPI	RPI
DIV. I ONLY	2- 6	269	0- 1	202	282	272	272	29	29	
DIV. I NON-CONF.	2- 6	269	0- 1	202	282	272	272	29	29	
<hr/>										
TOTALS	RPI 1-25	RPI 26-50	W-L RECORDS	RPI 51-100	RPI 101-150	RPI 150+				
2- 6	0- 0	0- 0	OVERALL	0- 0	0- 2	2- 4				
1- 2	0- 0	0- 0	HOME	0- 0	0- 1	1- 1				
1- 4	0- 0	0- 0	AWAY	0- 0	0- 1	1- 3				
0- 0	0- 0	0- 0	NEUTRAL	0- 0	0- 0	0- 0				
2- 6	0- 0	0- 0	NON-CONFERENCE	0- 0	0- 2	2- 4				
1- 2	0- 0	0- 0	HOME	0- 0	0- 1	1- 1				
1- 4	0- 0	0- 0	AWAY	0- 0	0- 1	1- 3				
0- 0	0- 0	0- 0	NEUTRAL	0- 0	0- 0	0- 0				
0- 0	0- 0	0- 0	CONFERENCE	0- 0	0- 0	0- 0				
0- 0	0- 0	0- 0	HOME	0- 0	0- 0	0- 0				
0- 0	0- 0	0- 0	AWAY	0- 0	0- 0	0- 0				
0- 0	0- 0	0- 0	NEUTRAL	0- 0	0- 0	0- 0				

RPI 1-25				RPI 26-50				RPI 51-100				RPI 101+				Team's RPI: 272
RPI	S	Opponent	Score	RPI	S	Opponent	Score	RPI	S	Opponent	Score	RPI	S	Opponent	Score	
												133	H	Mt. St. Mary's	62	69
												144	A	Drexel	48	65
												185	A	Florida	60	58
												197	A	Furman	57	70
												211	H	Morehead St.	69	84
												216	A	Delaware	45	69
												237	H	Davidson	54	49
												245	A	Wofford	53	59
<hr/>																
LAST 12 Division I GAMES:																
				144	A	Drexel	48	65	216	A	Delaware	45	69			
				197	A	Furman	57	70	185	A	Florida	60	58			
				133	H	Mt. St. Mary's	62	69								
				245	A	Wofford	53	59								
				237	H	Davidson	54	49								
				211	H	Morehead St.	69	84								

Non-Div I Games: Pfeiffer 82 46 Warren Wilson 100 37

Gardner-Webb

Average RPI Win: 247		WON-LOST	WINNING	LAST 10	STRENGTH OF		OPP. STRENGTH	TEAM	ADJ.	CONF.	ADJ CONF.
Average RPI Loss: 123		RECORD	PCT. RANK	GAMES	SCHEDULE		OF SCHEDULE	RPI	RPI	RPI	RPI
DIV. I ONLY		6- 4	121	1- 0	293		133	160	160	16	16
DIV. I NON-CONF.		6- 4	121	1- 0	293		133	160	160	16	16
-----											
TOTALS		RPI 1-25		RPI 26-50	W-L RECORDS		RPI 51-100	RPI 101-150		RPI 150+	
6- 4		0- 0		0- 0	OVERALL		0- 2	0- 1		6- 1	
3- 0		0- 0		0- 0	HOME		0- 0	0- 0		3- 0	
3- 4		0- 0		0- 0	AWAY		0- 2	0- 1		3- 1	
0- 0		0- 0		0- 0	NEUTRAL		0- 0	0- 0		0- 0	
6- 4		0- 0		0- 0	NON-CONFERENCE		0- 2	0- 1		6- 1	
3- 0		0- 0		0- 0	HOME		0- 0	0- 0		3- 0	
3- 4		0- 0		0- 0	AWAY		0- 2	0- 1		3- 1	
0- 0		0- 0		0- 0	NEUTRAL		0- 0	0- 0		0- 0	
0- 0		0- 0		0- 0	CONFERENCE		0- 0	0- 0		0- 0	
0- 0		0- 0		0- 0	HOME		0- 0	0- 0		0- 0	
0- 0		0- 0		0- 0	AWAY		0- 0	0- 0		0- 0	
0- 0		0- 0		0- 0	NEUTRAL		0- 0	0- 0		0- 0	

RPI 1-25				RPI 26-50				RPI 51-100				RPI 101+ Team's RPI: 160			
RPI	S	Opponent	Score	RPI	S	Opponent	Score	RPI	S	Opponent	Score	RPI	S	Opponent	Score
								62	A	Washington	52 81	148	A	American	71 86
								63	A	Kansas	56 77	173	A	UMKC	91 84
												195	A	Air Force	78 71
												216	H	Delaware	72 46
												220	A	Howard	59 73
												256	A	Eastern Ky.	91 75
												320	H	Colgate	64 61
												324	H	Loyola Maryland	70 38
-----															
LAST 12 Division I GAMES:															
				63	A	Kansas	56 77	256	A	Eastern Ky.	91 75				
				320	H	Colgate	64 61	216	H	Delaware	72 46				
				148	A	American	71 86	62	A	Washington	52 81				
				195	A	Air Force	78 71	220	A	Howard	59 73				
				324	H	Loyola Maryland	70 38	173	A	UMKC	91 84				

Non-Div I Games:

George Mason



Average RPI	Win: 140	WON-LOST	WINNING	LAST 10	STRENGTH OF	OPP. STRENGTH	TEAM	ADJ.	CONF.	ADJ CONF.
Average RPI	Loss: 97	RECORD	PCT. RANK	GAMES	SCHEDULE	OF SCHEDULE	RPI	RPI	RPI	RPI
DIV. I ONLY	2- 8	283	0- 1	24	139	203	203	16	16	
DIV. I NON-CONF.	2- 8	283	0- 1	24	139	203	203	16	16	
-----										
TOTALS	RPI 1-25	RPI 26-50	W-L RECORDS	RPI 51-100	RPI 101-150	RPI 150+				
2- 8	0- 1	0- 2	OVERALL	1- 2	0- 1	1- 2				
2- 3	0- 0	0- 2	HOME	1- 0	0- 0	1- 1				
0- 3	0- 0	0- 0	AWAY	0- 1	0- 1	0- 1				
0- 2	0- 1	0- 0	NEUTRAL	0- 1	0- 0	0- 0				
2- 8	0- 1	0- 2	NON-CONFERENCE	1- 2	0- 1	1- 2				
2- 3	0- 0	0- 2	HOME	1- 0	0- 0	1- 1				
0- 3	0- 0	0- 0	AWAY	0- 1	0- 1	0- 1				
0- 2	0- 1	0- 0	NEUTRAL	0- 1	0- 0	0- 0				
0- 0	0- 0	0- 0	CONFERENCE	0- 0	0- 0	0- 0				
0- 0	0- 0	0- 0	HOME	0- 0	0- 0	0- 0				
0- 0	0- 0	0- 0	AWAY	0- 0	0- 0	0- 0				
0- 0	0- 0	0- 0	NEUTRAL	0- 0	0- 0	0- 0				

RPI 1-25				RPI 26-50				RPI 51-100				RPI 101+ Team's RPI: 203			
RPI	S	Opponent	Score	RPI	S	Opponent	Score	RPI	S	Opponent	Score	RPI	S	Opponent	Score
3	N	NC State	61 69	29	H	Villanova	45 60	72	N	Georgia Tech	55 70	121	A	James Madison	37 50
				44	H	Maryland	30 69	88	A	South Fla.	30 63	171	H	Monmouth	51 55
								99	H	Princeton	64 49	181	H	Towson	76 63
												248	A	Iona	43 52
LAST 12 Division I GAMES:															
				88	A	South Fla.	30 63	29	H	Villanova	45 60				
				44	H	Maryland	30 69	171	H	Monmouth	51 55				
				99	H	Princeton	64 49	181	H	Towson	76 63				
				121	A	James Madison	37 50	3	N	NC State	61 69				
								72	N	Georgia Tech	55 70				
								248	A	Iona	43 52				

Non-Div I Games:

George Washington

Average RPI Win:	238	WON-LOST	WINNING	LAST 10	STRENGTH OF	OPP. STRENGTH	TEAM	ADJ.	CONF.	ADJ CONF.
Average RPI Loss:	66	RECORD	PCT. RANK	GAMES	SCHEDULE	OF SCHEDULE	RPI	RPI	RPI	RPI
DIV. I ONLY	5- 5	163	0- 1	145	95	180	180	4	4	
DIV. I NON-CONF.	5- 5	163	0- 1	145	95	180	180	4	4	
-----										
TOTALS	RPI 1-25	RPI 26-50	W-L RECORDS	RPI 51-100	RPI 101-150	RPI 150+				
5- 5	0- 2	0- 0	OVERALL	0- 1	1- 2	4- 0				
4- 2	0- 1	0- 0	HOME	0- 0	1- 1	3- 0				
1- 1	0- 0	0- 0	AWAY	0- 0	0- 1	1- 0				
0- 2	0- 1	0- 0	NEUTRAL	0- 1	0- 0	0- 0				
5- 5	0- 2	0- 0	NON-CONFERENCE	0- 1	1- 2	4- 0				
4- 2	0- 1	0- 0	HOME	0- 0	1- 1	3- 0				
1- 1	0- 0	0- 0	AWAY	0- 0	0- 1	1- 0				
0- 2	0- 1	0- 0	NEUTRAL	0- 1	0- 0	0- 0				
0- 0	0- 0	0- 0	CONFERENCE	0- 0	0- 0	0- 0				
0- 0	0- 0	0- 0	HOME	0- 0	0- 0	0- 0				
0- 0	0- 0	0- 0	AWAY	0- 0	0- 0	0- 0				
0- 0	0- 0	0- 0	NEUTRAL	0- 0	0- 0	0- 0				

RPI 1-25				RPI 26-50				RPI 51-100				RPI 101+ Team's RPI: 180			
RPI	S	Opponent	Score	RPI	S	Opponent	Score	RPI	S	Opponent	Score	RPI	S	Opponent	Score
3	H	NC State	65 76					71	N	Buffal o	64 73	115	H	Pi ttsburgh	70 41
12	N	Bayl or	46 67									121	A	James Madi son	57 69
												125	H	VCU	45 47
												159	H	Fordham	58 38
												283	A	Ri chmond	73 53
												308	H	UMES	74 55
												324	H	Loyol a Maryl and	45 30
LAST 12 Di vi si on I GAMES:															
3	H	NC State	65 76	12	N	Bayl or	46 67	71	N	Buffal o	64 73	115	H	Pi ttsburgh	70 41
125	H	VCU	45 47									121	A	James Madi son	57 69
159	H	Fordham	58 38									324	H	Loyol a Maryl and	45 30
283	A	Ri chmond	73 53									308	H	UMES	74 55

Non-Di v I Games:

Georgetown

Average RPI Loss: 44

DIV. I ONLY	7- 4	110	1- 0	205	164	141	141	5	5
DIV. I NON-CONF.	7- 4	110	1- 0	205	164	141	141	5	5
TOTALS	RPI 1-25	RPI 26-50	W-L RECORDS	RPI 51-100	RPI 101-150	RPI 150+			
7- 4	0- 0	0- 3	OVERALL	1- 1	0- 0	6- 0			
6- 0	0- 0	0- 0	HOME	1- 0	0- 0	5- 0			
0- 3	0- 0	0- 2	AWAY	0- 1	0- 0	0- 0			
1- 1	0- 0	0- 1	NEUTRAL	0- 0	0- 0	1- 0			
7- 4	0- 0	0- 3	NON-CONFERENCE	1- 1	0- 0	6- 0			
6- 0	0- 0	0- 0	HOME	1- 0	0- 0	5- 0			
0- 3	0- 0	0- 2	AWAY	0- 1	0- 0	0- 0			
1- 1	0- 0	0- 1	NEUTRAL	0- 0	0- 0	1- 0			
0- 0	0- 0	0- 0	CONFERENCE	0- 0	0- 0	0- 0			
0- 0	0- 0	0- 0	HOME	0- 0	0- 0	0- 0			
0- 0	0- 0	0- 0	AWAY	0- 0	0- 0	0- 0			
0- 0	0- 0	0- 0	NEUTRAL	0- 0	0- 0	0- 0			

RPI 1-25				RPI 26-50				RPI 51-100				RPI 101+				Team's RPI: 141	
RPI	S	Opponent	Score	RPI	S	Opponent	Score	RPI	S	Opponent	Score	RPI	S	Opponent	Score		
				29	A	UCLA	69 80	72	A	Georgia Tech	53 63	190	H	Winthrop	85 39		
				29	A	Villanova	56 62	90	H	Mercer	67 60	197	H	Furman	61 38		
				44	N	Maryland	51 58					249	H	St. Bonaventure	67 40		
												323	H	Lipscomb	77 45		
												326	N	Morgan St.	60 33		
												346	H	Charleston So.	83 75		
LAST 12 Division I GAMES:																	
				323	H	Lipscomb	77 45	44	N	Maryland	51 58						
				29	A	Villanova	56 62	326	N	Morgan St.	60 33						
				197	H	Furman	61 38	72	A	Georgia Tech	53 63						
				346	H	Charleston So.	83 75	29	A	UCLA	69 80						
				90	H	Mercer	67 60	190	H	Winthrop	85 39						
								249	H	St. Bonaventure	67 40						

### Non-Div l Games:

Georgi a

Average RPI	Win: 288	WON-LOST	WINNING	LAST 10	STRENGTH OF	OPP. STRENGTH	TEAM	ADJ.	CONF.	ADJ CONF.
Average RPI	Loss: 113	RECORD	PCT. RANK	GAMES	SCHEDULE	OF SCHEDULE	RPI	RPI	RPI	RPI
DIV. I ONLY	4- 4	163	0- 1	243	222	201	201	19	19	
DIV. I NON-CONF.	4- 4	163	0- 1	243	222	201	201	19	19	
-----										
TOTALS	RPI 1-25	RPI 26-50	W-L RECORDS	RPI 51-100	RPI 101-150	RPI 150+				
4- 4	0- 0	0- 0	OVERALL	0- 2	0- 1	4- 1				
2- 1	0- 0	0- 0	HOME	0- 1	0- 0	2- 0				
2- 3	0- 0	0- 0	AWAY	0- 1	0- 1	2- 1				
0- 0	0- 0	0- 0	NEUTRAL	0- 0	0- 0	0- 0				
4- 4	0- 0	0- 0	NON-CONFERENCE	0- 2	0- 1	4- 1				
2- 1	0- 0	0- 0	HOME	0- 1	0- 0	2- 0				
2- 3	0- 0	0- 0	AWAY	0- 1	0- 1	2- 1				
0- 0	0- 0	0- 0	NEUTRAL	0- 0	0- 0	0- 0				
0- 0	0- 0	0- 0	CONFERENCE	0- 0	0- 0	0- 0				
0- 0	0- 0	0- 0	HOME	0- 0	0- 0	0- 0				
0- 0	0- 0	0- 0	AWAY	0- 0	0- 0	0- 0				
0- 0	0- 0	0- 0	NEUTRAL	0- 0	0- 0	0- 0				

RPI 1-25				RPI 26-50				RPI 51-100				RPI 101+ Team's RPI: 201			
RPI	S	Opponent	Score	RPI	S	Opponent	Score	RPI	S	Opponent	Score	RPI	S	Opponent	Score
								58	A	Middle Tenn.	54 69	129	A	Rice	49 66
								72	H	Georgia Tech	71 78	194	A	Jacksonville St.	56 61
												234	H	Kennesaw St.	79 73
												275	A	Fla. Atlantic	75 59
												316	A	FIU	67 61
												327	H	UNC Greensboro	70 63
LAST 12 Division I GAMES:															
				194	A	Jacksonville St.	56 61					275	A	Fla. Atlantic	75 59
				234	H	Kennesaw St.	79 73					327	H	UNC Greensboro	70 63
				72	H	Georgia Tech	71 78								
				58	A	Middle Tenn.	54 69								
				129	A	Rice	49 66								
				316	A	FIU	67 61								

Non-Div I Games:

Georgia St.

Average RPI	Win:	191	WON-LOST	WINNING	LAST 10	STRENGTH OF	OPP. STRENGTH	TEAM	ADJ.	CONF.	ADJ CONF.
Average RPI	Loss:	86	RECORD	PCT. RANK	GAMES	SCHEDULE	OF SCHEDULE	RPI	RPI	RPI	RPI
DIV. I ONLY		8- 2		48	1- 0	256	40	72	72	1	1
DIV. I NON-CONF.		8- 2		48	1- 0	256	40	72	72	1	1
-----											
TOTALS	RPI 1-25		RPI 26-50		W-L RECORDS	RPI 51-100		RPI 101-150		RPI 150+	
8- 2	0- 0		0- 1		OVERALL	1- 0		1- 1		6- 0	
5- 0	0- 0		0- 0		HOME	0- 0		1- 0		4- 0	
1- 2	0- 0		0- 1		AWAY	0- 0		0- 1		1- 0	
2- 0	0- 0		0- 0		NEUTRAL	1- 0		0- 0		1- 0	
8- 2	0- 0		0- 1		NON-CONFERENCE	1- 0		1- 1		6- 0	
5- 0	0- 0		0- 0		HOME	0- 0		1- 0		4- 0	
1- 2	0- 0		0- 1		AWAY	0- 0		0- 1		1- 0	
2- 0	0- 0		0- 0		NEUTRAL	1- 0		0- 0		1- 0	
0- 0	0- 0		0- 0		CONFERENCE	0- 0		0- 0		0- 0	
0- 0	0- 0		0- 0		HOME	0- 0		0- 0		0- 0	
0- 0	0- 0		0- 0		AWAY	0- 0		0- 0		0- 0	
0- 0	0- 0		0- 0		NEUTRAL	0- 0		0- 0		0- 0	

RPI 1-25				RPI 26-50				RPI 51-100				RPI 101+			
RPI	S	Opponent	Score	RPI	S	Opponent	Score	RPI	S	Opponent	Score	RPI	S	Opponent	Score
				44	A	Maryland	54 67	64	N	Idaho St.	74 51	128	A	Houston	89 95
												141	H	Georgia	63 53
												156	H	Appalachian St.	71 53
												201	A	Georgia St.	78 71
												203	N	George Washington	70 55
												218	H	Alabama St.	69 42
												234	H	Kennesaw St.	60 35
												314	H	Western Caro.	84 49
-----															
LAST 12 Division I GAMES:															
				64	N	Idaho St.	74 51	234	H	Kennesaw St.	60 35				
				203	N	George Washington	70 55	218	H	Alabama St.	69 42				
				141	H	Georgia	63 53	201	A	Georgia St.	78 71				
				314	H	Western Caro.	84 49	44	A	Maryland	54 67				
				156	H	Appalachian St.	71 53								
				128	A	Houston	89 95								

Non-Div I Games:

Georgia Tech

Average RPI Win: 142

Average RPI Loss: 1

WON-LOST  
RECORDWINNING  
PCT. RANKLAST 10  
GAMESSTRENGTH OF  
SCHEDULEOPP. STRENGTH  
OF SCHEDULETEAM  
RPIADJ.  
RPICONF.  
RPIADJ CONF.  
RPIDIV. I ONLY  
DIV. I NON-CONF.10- 1  
10- 114  
141- 0  
1- 0198  
1981  
121  
2121  
217  
77  
7

TOTALS

RPI 1-25

RPI 26-50

W-L RECORDS

RPI 51-100

RPI 101-150

RPI 150+

10- 1

1- 1

0- 0

OVERALL

3- 0

1- 0

5- 0

5- 0

1- 0

0- 0

HOME

2- 0

1- 0

1- 0

3- 0

0- 0

0- 0

AWAY

0- 0

0- 0

3- 0

2- 1

0- 1

0- 0

NEUTRAL

1- 0

0- 0

1- 0

10- 1

1- 1

0- 0

NON-CONFERENCE

3- 0

1- 0

5- 0

5- 0

1- 0

0- 0

HOME

2- 0

1- 0

1- 0

3- 0

0- 0

0- 0

AWAY

0- 0

0- 0

3- 0

2- 1

0- 1

0- 0

NEUTRAL

1- 0

0- 0

1- 0

0- 0

0- 0

0- 0

CONFERENCE

0- 0

0- 0

0- 0

0- 0

0- 0

0- 0

HOME

0- 0

0- 0

0- 0

0- 0

0- 0

0- 0

AWAY

0- 0

0- 0

0- 0

0- 0

0- 0

0- 0

NEUTRAL

0- 0

0- 0

0- 0

RPI 1-25 Team's RPI: 21

RPI 26-50

RPI 51-100

RPI 101+

RPI	S	Opponent	Score
1	N	Notre Dame	65 81
5	H	Stanford	79 73

RPI	S	Opponent	Score
-----	---	----------	-------

RPI	S	Opponent	Score
53	N	Rutgers	57 40
64	H	Idaho St.	70 51
74	H	Montana	76 52

RPI	S	Opponent	Score
136	H	Colorado St.	50 39
167	H	Washington St.	76 53
177	N	Western Ky.	76 55
228	A	Missouri St.	70 67
253	A	UNLV	70 59
260	A	Eastern Wash.	63 51

LAST 12 Division I GAMES:

1	N	Notre Dame	65	81	177	N	Western Ky.	76	55
253	A	UNLV	70	59	53	N	Rutgers	57	40
64	H	Idaho St.	70	51	228	A	Missouri St.	70	67
260	A	Eastern Wash.	63	51	167	H	Washington St.	76	53
74	H	Montana	76	52	5	H	Stanford	79	73
					136	H	Colorado St.	50	39

Average RPI Win:	335	WON-LOST	WINNING	LAST 10	STRENGTH OF	OPP. STRENGTH	TEAM	ADJ.	CONF.	ADJ CONF.
Average RPI Loss:	121	RECORD	PCT. RANK	GAMES	SCHEDULE	OF SCHEDULE	RPI	RPI	RPI	RPI
DIV. I ONLY	1- 8	318	0- 1	28	279	231	231	28	28	
DIV. I NON-CONF.	1- 8	318	0- 1	28	279	231	231	28	28	
-----										
TOTALS	RPI 1-25	RPI 26-50	W-L RECORDS	RPI 51-100	RPI 101-150	RPI 150+				
1- 8	0- 1	0- 1	OVERALL	0- 2	0- 1	1- 3				
1- 0	0- 0	0- 0	HOME	0- 0	0- 0	1- 0				
0- 7	0- 0	0- 1	AWAY	0- 2	0- 1	0- 3				
0- 1	0- 1	0- 0	NEUTRAL	0- 0	0- 0	0- 0				
1- 8	0- 1	0- 1	NON-CONFERENCE	0- 2	0- 1	1- 3				
1- 0	0- 0	0- 0	HOME	0- 0	0- 0	1- 0				
0- 7	0- 0	0- 1	AWAY	0- 2	0- 1	0- 3				
0- 1	0- 1	0- 0	NEUTRAL	0- 0	0- 0	0- 0				
0- 0	0- 0	0- 0	CONFERENCE	0- 0	0- 0	0- 0				
0- 0	0- 0	0- 0	HOME	0- 0	0- 0	0- 0				
0- 0	0- 0	0- 0	AWAY	0- 0	0- 0	0- 0				
0- 0	0- 0	0- 0	NEUTRAL	0- 0	0- 0	0- 0				

RPI 1-25				RPI 26-50				RPI 51-100				RPI 101+ Team's RPI: 231			
RPI	S	Opponent	Score	RPI	S	Opponent	Score	RPI	S	Opponent	Score	RPI	S	Opponent	Score
20	N	South Dakota	53 <b>67</b>	34	A	Auburn	48 <b>97</b>	63	A	Kansas	45 <b>76</b>	106	A	Alabama	55 <b>73</b>
								88	A	South Fla.	50 <b>67</b>	152	A	UT Arlington	54 <b>78</b>
												236	A	Wichita St.	61 <b>70</b>
												271	A	Southern Miss.	47 <b>68</b>
												335	H	McNeese	75 51
LAST 12 Division I GAMES:															
20	N	South Dakota	53 <b>67</b>	88	A	South Fla.	50 <b>67</b>	236	A	Wichita St.	61 <b>70</b>	63	A	Kansas	45 <b>76</b>
335	H	McNeese	75 51	236	A	Wichita St.	61 <b>70</b>	106	A	Alabama	55 <b>73</b>	152	A	UT Arlington	54 <b>78</b>
34	A	Auburn	48 <b>97</b>	63	A	Kansas	45 <b>76</b>	271	A	Southern Miss.	47 <b>68</b>				

Non-Div I Games:

Grambling

## Grand Canyon

Through Games Of Dec. 19, 2018

Average RPI	Win:	322	WON-LOST	WINNING	LAST 10	STRENGTH OF	OPP. STRENGTH	TEAM	ADJ.	CONF.	ADJ CONF.
Average RPI	Loss:	188	RECORD	PCT. RANK	GAMES	SCHEDULE	OF SCHEDULE	RPI	RPI	RPI	RPI
DIV. I ONLY		2- 7		276	0- 1	329	239	345	345	30	30
DIV. I NON-CONF.		2- 7		276	0- 1	329	239	345	345	30	30
<hr/>											
TOTALS	RPI 1-25		RPI 26-50		W-L RECORDS	RPI 51-100		RPI 101-150		RPI 150+	
2- 7	0- 0		0- 0		OVERALL	0- 1		0- 1		2- 5	
2- 3	0- 0		0- 0		HOME	0- 1		0- 1		2- 1	
0- 4	0- 0		0- 0		AWAY	0- 0		0- 0		0- 4	
0- 0	0- 0		0- 0		NEUTRAL	0- 0		0- 0		0- 0	
2- 7	0- 0		0- 0		NON-CONFERENCE	0- 1		0- 1		2- 5	
2- 3	0- 0		0- 0		HOME	0- 1		0- 1		2- 1	
0- 4	0- 0		0- 0		AWAY	0- 0		0- 0		0- 4	
0- 0	0- 0		0- 0		NEUTRAL	0- 0		0- 0		0- 0	
0- 0	0- 0		0- 0		CONFERENCE	0- 0		0- 0		0- 0	
0- 0	0- 0		0- 0		HOME	0- 0		0- 0		0- 0	
0- 0	0- 0		0- 0		AWAY	0- 0		0- 0		0- 0	
0- 0	0- 0		0- 0		NEUTRAL	0- 0		0- 0		0- 0	

RPI 1-25				RPI 26-50				RPI 51-100				RPI 101+ Team's RPI: 345			
RPI	S	Opponent	Score	RPI	S	Opponent	Score	RPI	S	Opponent	Score	RPI	S	Opponent	Score
								74	H	Montana	47 69	111	H	Indiana St.	81 88
												157	H	Portland St.	55 60
												188	A	East Carolina	47 59
												200	A	UNCW	55 77
												277	A	Long Beach St.	50 57
												293	H	Incarnate Word	74 63
												309	A	UC Santa Barbara	55 66
												350	H	LIU Brooklyn	65 62
<hr/>															
LAST 12 Division I GAMES:															
277	A	Long Beach St.	50 57	350	H	LIU Brooklyn	65 62	111	H	Indiana St.	81 88				
157	H	Portland St.	55 60	200	A	UNCW	55 77	188	A	East Carolina	47 59				
74	H	Montana	47 69	293	H	Incarnate Word	74 63								
309	A	UC Santa Barbara	55 66												

Non-Div I Games:

Grand Canyon

■ Loss, 
 ■ Non-Conf, 
 ■ S Site, 
 ■ H Home 
 ■ A Away 
 N Neutral





Average RPI Win: 205  
Average RPI Loss: 104

WON-LOST  
RECORD

WINNING  
PCT. RANK

LAST 10  
GAMES

STRENGTH OF  
SCHEDULE

OPP. STRENGTH  
OF SCHEDULE

TEAM  
RPI

ADJ.  
RPI

CONF.  
RPI

ADJ CONF.  
RPI

DIV. I ONLY  
DIV. I NON-CONF.

3- 4  
3- 4

203  
203

0- 1  
0- 1

137  
137

75  
75

192  
192

192  
192

29  
29

29  
29

TOTALS

RPI 1-25

RPI 26-50

W-L RECORDS

RPI 51-100

RPI 101-150

RPI 150+

3- 4 0- 1  
2- 2 0- 0  
1- 1 0- 1  
0- 1 0- 0

0- 0  
0- 0  
0- 0  
0- 0

OVERALL  
HOME  
AWAY  
NEUTRAL

0- 1  
0- 0  
0- 0  
0- 1

1- 1  
1- 1  
0- 0  
0- 0

2- 1  
1- 1  
1- 0  
0- 0

3- 4 0- 1  
2- 2 0- 0  
1- 1 0- 1  
0- 1 0- 0

0- 0  
0- 0  
0- 0  
0- 0

NON-CONFERENCE  
HOME  
AWAY  
NEUTRAL

0- 1  
0- 0  
0- 0  
0- 1

1- 1  
1- 1  
0- 0  
0- 0

2- 1  
1- 1  
1- 0  
0- 0

0- 0 0- 0  
0- 0 0- 0  
0- 0 0- 0  
0- 0 0- 0

0- 0  
0- 0  
0- 0  
0- 0

CONFERENCE  
HOME  
AWAY  
NEUTRAL

0- 0  
0- 0  
0- 0  
0- 0

0- 0  
0- 0  
0- 0  
0- 0

0- 0  
0- 0  
0- 0  
0- 0

RPI 1-25

RPI S Opponent Score  
3 A NC State 51 83

RPI 26-50

RPI S Opponent Score

RPI 51-100

RPI S Opponent Score  
68 N SFA 68 70

RPI 101+

Team's RPI: 192

RPI S Opponent Score  
121 H James Madison 72 65  
135 H Chattanooga 50 58  
210 H El on 62 77  
219 H Samford 64 57  
275 A Fla. Atlantic 72 68

LAST 12 Division I GAMES:

121 H James Madison 72 65  
135 H Chattanooga 50 58  
275 A Fla. Atlantic 72 68  
68 N SFA 68 70  
3 A NC State 51 83  
210 H El on 62 77  
219 H Samford 64 57

Non-Div I Games: Mid-Atlantic Christ.115 48

Hampton

Loss, Non-Conf, S Site, H Home A Away N Neutral

Average RPI	Win: 214	WON-LOST	WINNING	LAST 10	STRENGTH OF	OPP. STRENGTH	TEAM	ADJ.	CONF.	ADJ CONF.
Average RPI	Loss: 45	RECORD	PCT. RANK	GAMES	SCHEDULE	OF SCHEDULE	RPI	RPI	RPI	RPI
DIV. I ONLY	5- 6	185	0- 1	41	125	114	114	22	22	
DIV. I NON-CONF.	5- 6	185	0- 1	41	125	114	114	22	22	
-----										
TOTALS	RPI 1-25	RPI 26-50	W-L RECORDS	RPI 51-100	RPI 101-150	RPI 150+				
5- 6	0- 2	0- 3	OVERALL	0- 0	2- 1	3- 0				
4- 1	0- 0	0- 1	HOME	0- 0	1- 0	3- 0				
1- 3	0- 1	0- 2	AWAY	0- 0	1- 0	0- 0				
0- 2	0- 1	0- 0	NEUTRAL	0- 0	0- 1	0- 0				
5- 6	0- 2	0- 3	NON-CONFERENCE	0- 0	2- 1	3- 0				
4- 1	0- 0	0- 1	HOME	0- 0	1- 0	3- 0				
1- 3	0- 1	0- 2	AWAY	0- 0	1- 0	0- 0				
0- 2	0- 1	0- 0	NEUTRAL	0- 0	0- 1	0- 0				
0- 0	0- 0	0- 0	CONFERENCE	0- 0	0- 0	0- 0				
0- 0	0- 0	0- 0	HOME	0- 0	0- 0	0- 0				
0- 0	0- 0	0- 0	AWAY	0- 0	0- 0	0- 0				
0- 0	0- 0	0- 0	NEUTRAL	0- 0	0- 0	0- 0				

RPI 1-25				RPI 26-50				RPI 51-100				RPI 101+ Team's RPI: 114			
RPI	S	Opponent	Score	RPI	S	Opponent	Score	RPI	S	Opponent	Score	RPI	S	Opponent	Score
11	N	Louisville	69 86	26	H	Michigan St.	66 74					140	A	Rhode Island	65 51
25	A	Miami (FL)	62 75	27	A	New Mexico	65 72					147	H	Harvard	73 60
				29	A	Villanova	41 59					150	N	Southern Ill.	50 72
												176	H	William & Mary	50 45
												279	H	Bryant	67 57
												326	H	Morgan St.	80 59
LAST 12 Division I GAMES:															
27	A	New Mexico	65 72	140	A	Rhode Island	65 51								
25	A	Miami (FL)	62 75	279	H	Bryant	67 57								
26	H	Michigan St.	66 74	176	H	William & Mary	50 45								
326	H	Morgan St.	80 59	11	N	Louisville	69 86								
29	A	Villanova	41 59	150	N	Southern Ill.	50 72								
				147	H	Harvard	73 60								

Non-Div I Games:

Hartford

Average RPI	Win: 221	WON-LOST RECORD	WINNING PCT. RANK	LAST 10 GAMES	STRENGTH OF SCHEDULE	OPP. STRENGTH OF SCHEDULE	TEAM RPI	ADJ. RPI	CONF. RPI	ADJ. CONF. RPI
Average RPI	Loss: 64									
DIV. I ONLY		4- 6	207	1- 0	104	42	147	147	15	15
DIV. I NON-CONF.		4- 6	207	1- 0	104	42	147	147	15	15
-----										
TOTALS	RPI 1-25		RPI 26-50		W-L RECORDS		RPI 51-100		RPI 101-150	RPI 150+
4- 6	0- 1		0- 1		OVERALL		0- 2		1- 2	3- 0
1- 3	0- 0		0- 1		HOME		0- 2		0- 0	1- 0
2- 3	0- 1		0- 0		AWAY		0- 0		1- 2	1- 0
1- 0	0- 0		0- 0		NEUTRAL		0- 0		0- 0	1- 0
4- 6	0- 1		0- 1		NON-CONFERENCE		0- 2		1- 2	3- 0
1- 3	0- 0		0- 1		HOME		0- 2		0- 0	1- 0
2- 3	0- 1		0- 0		AWAY		0- 0		1- 2	1- 0
1- 0	0- 0		0- 0		NEUTRAL		0- 0		0- 0	1- 0
0- 0	0- 0		0- 0		CONFERENCE		0- 0		0- 0	0- 0
0- 0	0- 0		0- 0		HOME		0- 0		0- 0	0- 0
0- 0	0- 0		0- 0		AWAY		0- 0		0- 0	0- 0
0- 0	0- 0		0- 0		NEUTRAL		0- 0		0- 0	0- 0

RPI 1-25				RPI 26-50				RPI 51-100				RPI 101+ Team's RPI: 147			
RPI	S	Opponent	Score	RPI	S	Opponent	Score	RPI	S	Opponent	Score	RPI	S	Opponent	Score
1	A	Notre Dame	58 103	37	H	Maine	60 67	53	H	Rutgers	49 60	112	A	Purdue	65 66
								65	H	Quinnipiac	67 72	114	A	Hartford	60 73
												139	A	CSUN	75 55
												194	N	Jacksonville St.	69 62
												265	A	Siena	73 54
												285	H	La Salle	88 43
-----															
LAST 12 Division I GAMES:															
139	A	CSUN	75 55	194	N	Jacksonville St.	69 62	114	A	Hartford	60 73	112	A	Purdue	65 66
53	H	Rutgers	49 60	114	A	Hartford	60 73	265	A	Siena	73 54	1	A	Notre Dame	58 103
37	H	Maine	60 67	265	A	Siena	73 54	285	H	La Salle	88 43				
65	H	Quinnipiac	67 72	285	H	La Salle	88 43								

Non-Div I Games:

Harvard

Average RPI Win: 237  
Average RPI Loss: 115

WON-LOST  
RECORD

WINNING  
PCT. RANK

LAST 10  
GAMES

STRENGTH OF  
SCHEDULE

OPP. STRENGTH  
OF SCHEDULE

TEAM  
RPI

ADJ.  
RPI

CONF.  
RPI

ADJ CONF.  
RPI

DIV. I ONLY	3- 7	252	1- 0	226	72	266	266	20	20
DIV. I NON-CONF.	3- 7	252	1- 0	226	72	266	266	20	20
TOTALS	RPI 1-25	RPI 26-50	W-L RECORDS	RPI 51-100	RPI 101-150	RPI 150+			
3- 7	0- 1	0- 0	OVERALL	0- 2	0- 1	3- 3			
2- 5	0- 1	0- 0	HOME	0- 2	0- 1	2- 1			
1- 2	0- 0	0- 0	AWAY	0- 0	0- 0	1- 2			
0- 0	0- 0	0- 0	NEUTRAL	0- 0	0- 0	0- 0			
3- 7	0- 1	0- 0	NON-CONFERENCE	0- 2	0- 1	3- 3			
2- 5	0- 1	0- 0	HOME	0- 2	0- 1	2- 1			
1- 2	0- 0	0- 0	AWAY	0- 0	0- 0	1- 2			
0- 0	0- 0	0- 0	NEUTRAL	0- 0	0- 0	0- 0			
0- 0	0- 0	0- 0	CONFERENCE	0- 0	0- 0	0- 0			
0- 0	0- 0	0- 0	HOME	0- 0	0- 0	0- 0			
0- 0	0- 0	0- 0	AWAY	0- 0	0- 0	0- 0			
0- 0	0- 0	0- 0	NEUTRAL	0- 0	0- 0	0- 0			

RPI	S	Opponent	Score	RPI	S	Opponent	Score	RPI	S	Opponent	Score	RPI	S	Opponent	Score	Team's RPI: 266
5	H	Stanford	59 81					84	H	Portland	65 72	148	H	American	57 69	
								93	H	FGCU	67 73	151	A	San Diego St.	57 58	
												153	H	Pepperdi ne	64 65	
												163	H	Idaho	69 61	
												172	A	San Di ego	50 58	
												253	A	UNLV	66 61	
												295	H	Seattle U	67 51	
LAST 12 Division I GAMES:																
253	A	UNLV	66 61	84	H	Portland	65 72	172	A	San Diego	50 58	151	A	San Di ego St.	57 58	
163	H	Idaho	69 61	172	A	San Diego	50 58	151	A	San Di ego St.	57 58	153	H	Pepperdi ne	64 65	
5	H	Stanford	59 81	151	A	San Di ego St.	57 58									
93	H	FGCU	67 73	153	H	Pepperdi ne	64 65									
148	H	American	57 69													
295	H	Seattle U	67 51													

Non-Div I Games: Hawai i Paci fi c 66 51

Hawai i

Average RPI Win:	318	WON-LOST	WINNING	LAST 10	STRENGTH OF	OPP. STRENGTH	TEAM	ADJ.	CONF.	ADJ CONF.
Average RPI Loss:	122	RECORD	PCT. RANK	GAMES	SCHEDULE	OF SCHEDULE	RPI	RPI	RPI	RPI
DIV. I ONLY	3- 4	203	1- 0	160	317	222	222	29	29	
DIV. I NON-CONF.	3- 4	203	1- 0	160	317	222	222	29	29	
-----										
TOTALS	RPI 1-25	RPI 26-50	W-L RECORDS	RPI 51-100	RPI 101-150	RPI 150+				
3- 4	0- 1	0- 0	OVERALL	0- 1	0- 1	3- 1				
3- 0	0- 0	0- 0	HOME	0- 0	0- 0	3- 0				
0- 4	0- 1	0- 0	AWAY	0- 1	0- 1	0- 1				
0- 0	0- 0	0- 0	NEUTRAL	0- 0	0- 0	0- 0				
3- 4	0- 1	0- 0	NON-CONFERENCE	0- 1	0- 1	3- 1				
3- 0	0- 0	0- 0	HOME	0- 0	0- 0	3- 0				
0- 4	0- 1	0- 0	AWAY	0- 1	0- 1	0- 1				
0- 0	0- 0	0- 0	NEUTRAL	0- 0	0- 0	0- 0				
0- 0	0- 0	0- 0	CONFERENCE	0- 0	0- 0	0- 0				
0- 0	0- 0	0- 0	HOME	0- 0	0- 0	0- 0				
0- 0	0- 0	0- 0	AWAY	0- 0	0- 0	0- 0				
0- 0	0- 0	0- 0	NEUTRAL	0- 0	0- 0	0- 0				

RPI 1-25				RPI 26-50				RPI 51-100				RPI 101+				Team's RPI: 222
RPI	S	Opponent	Score	RPI	S	Opponent	Score	RPI	S	Opponent	Score	RPI	S	Opponent	Score	
16	A	Kentucky	49 71					100	A	Clemson	64 83	134	A	Miami (OH)	55 68	
												237	A	Davidson	62 71	
												288	H	Norfolk St.	83 51	
												327	H	UNC Greensboro	82 75	
												340	H	N. C. Central	80 69	
LAST 12 Division I GAMES:																
327	H	UNC Greensboro	82 75	288	H	Norfolk St.	83 51									
237	A	Davidson	62 71	100	A	Clemson	64 83									
134	A	Miami (OH)	55 68													
16	A	Kentucky	49 71													
340	H	N. C. Central	80 69													

Non-Div I Games: Greensboro 102 50 Mars Hill 86 36

High Point

Hofstra				Through Games Of Dec. 19, 2018								
Average RPI	Win:	254	WON-LOST	WINNING	LAST 10	STRENGTH OF	OPP. STRENGTH	TEAM	ADJ.	CONF.	ADJ CONF.	
Average RPI	Loss:	166	RECORD	PCT. RANK	GAMES	SCHEDULE	OF SCHEDULE	RPI	RPI	RPI	RPI	
DIV. I ONLY		4- 6		207	1- 0	277		199	254	254	13	13
DIV. I NON-CONF.		4- 6		207	1- 0	277		199	254	254	13	13
-----												
TOTALS	RPI 1-25		RPI 26-50		W-L RECORDS	RPI 51-100		RPI 101-150		RPI 150+		
4- 6	0- 0		0- 0		OVERALL	0- 1		0- 2		4- 3		
1- 2	0- 0		0- 0		HOME	0- 0		0- 0		1- 2		
2- 2	0- 0		0- 0		AWAY	0- 0		0- 1		2- 1		
1- 2	0- 0		0- 0		NEUTRAL	0- 1		0- 1		1- 0		
4- 6	0- 0		0- 0		NON-CONFERENCE	0- 1		0- 2		4- 3		
1- 2	0- 0		0- 0		HOME	0- 0		0- 0		1- 2		
2- 2	0- 0		0- 0		AWAY	0- 0		0- 1		2- 1		
1- 2	0- 0		0- 0		NEUTRAL	0- 1		0- 1		1- 0		
0- 0	0- 0		0- 0		CONFERENCE	0- 0		0- 0		0- 0		
0- 0	0- 0		0- 0		HOME	0- 0		0- 0		0- 0		
0- 0	0- 0		0- 0		AWAY	0- 0		0- 0		0- 0		
0- 0	0- 0		0- 0		NEUTRAL	0- 0		0- 0		0- 0		

RPI 1-25				RPI 26-50				RPI 51-100				RPI 101+ Team's RPI: 254					
RPI	S	Opponent	Score	RPI	S	Opponent	Score	RPI	S	Opponent	Score	RPI	S	Opponent	Score		
								89	N	Marist	57	71	105	N	Wright St.	64	93
													107	A	Stony Brook	49	77
													198	H	Sacred Heart	64	70
													212	A	Holy Cross	66	72
													244	N	Stetson	53	50
													248	H	Iona	74	49
													249	A	St. Bonaventure	67	59
													273	A	UMBC	45	42
													284	H	Col umbi a	63	65
LAST 12 Division I GAMES:																	
				273	A	UMBC	45	42					212	A	Holy Cross	66	72
				107	A	Stony Brook	49	77					198	H	Sacred Heart	64	70
				284	H	Col umbi a	63	65					244	N	Stetson	53	50
				248	H	Iona	74	49					89	N	Marist	57	71
													105	N	Wright St.	64	93
													249	A	St. Bonaventure	67	59

Non-Div I Games:

Hofstra

Average RPI	Win: 267	WON-LOST RECORD	WINNING PCT. RANK	LAST 10 GAMES	STRENGTH OF SCHEDULE	OPP. STRENGTH OF SCHEDULE	TEAM RPI	ADJ. RPI	CONF. RPI	ADJ. CONF. RPI
Average RPI	Loss: 213									
DIV. I ONLY	7- 3	84	1- 0	320	243	212	212	23	23	
DIV. I NON-CONF.	7- 3	84	1- 0	320	243	212	212	23	23	
-----										
TOTALS	RPI 1-25	RPI 26-50	W-L RECORDS	RPI 51-100	RPI 101-150	RPI 150+				
7- 3	0- 0	0- 0	OVERALL	0- 0	1- 1	6- 2				
5- 1	0- 0	0- 0	HOME	0- 0	1- 0	4- 1				
2- 2	0- 0	0- 0	AWAY	0- 0	0- 1	2- 1				
0- 0	0- 0	0- 0	NEUTRAL	0- 0	0- 0	0- 0				
7- 3	0- 0	0- 0	NON-CONFERENCE	0- 0	1- 1	6- 2				
5- 1	0- 0	0- 0	HOME	0- 0	1- 0	4- 1				
2- 2	0- 0	0- 0	AWAY	0- 0	0- 1	2- 1				
0- 0	0- 0	0- 0	NEUTRAL	0- 0	0- 0	0- 0				
0- 0	0- 0	0- 0	CONFERENCE	0- 0	0- 0	0- 0				
0- 0	0- 0	0- 0	HOME	0- 0	0- 0	0- 0				
0- 0	0- 0	0- 0	AWAY	0- 0	0- 0	0- 0				
0- 0	0- 0	0- 0	NEUTRAL	0- 0	0- 0	0- 0				

RPI 1-25				RPI 26-50				RPI 51-100				RPI 101+ Team's RPI: 212			
RPI	S	Opponent	Score	RPI	S	Opponent	Score	RPI	S	Opponent	Score	RPI	S	Opponent	Score
												117	A	Boston College	63 89
												140	H	Rhode Island	73 65
												230	H	Rider	71 61
												242	H	Brown	85 89
												254	H	Hofstra	72 66
												276	A	Vermont	65 40
												280	A	New Hampshire	62 74
												312	A	Albany (NY)	56 50
												315	H	UMass Lowell	63 54
												339	H	Manhattan	61 53
-----															
LAST 12 Division I GAMES:															
339	H	Manhattan	61 53	315	H	UMass Lowell	63 54	276	A	Vermont	65 40	312	A	Albany (NY)	56 50
280	A	New Hampshire	62 74	242	H	Brown	85 89	140	H	Rhode Island	73 65	117	A	Boston College	63 89
254	H	Hofstra	72 66												
230	H	Rider	71 61												

Non-Div I Games:

Holy Cross



H  
o  
u  
s  
t  
o  
n

Houston				Through Games Of Dec. 19, 2018							
Average RPI	Win:	235	WON-LOST	WINNING	LAST 10	STRENGTH OF	OPP. STRENGTH	TEAM	ADJ.	CONF.	ADJ CONF.
Average RPI	Loss:	72	RECORD	PCT. RANK	GAMES	SCHEDULE	OF SCHEDULE	RPI	RPI	RPI	RPI
DIV. I ONLY			4- 7	235	0- 1	36	167	128	128	8	8
DIV. I NON-CONF.			4- 7	235	0- 1	36	167	128	128	8	8
-----											
TOTALS		RPI 1-25		RPI 26-50		W-L RECORDS		RPI 51-100		RPI 101-150	RPI 150+
4- 7		0- 1		0- 2		OVERALL		1- 2		0- 1	3- 1
1- 4		0- 0		0- 2		HOME		1- 0		0- 1	0- 1
3- 3		0- 1		0- 0		AWAY		0- 2		0- 0	3- 0
0- 0		0- 0		0- 0		NEUTRAL		0- 0		0- 0	0- 0
4- 7		0- 1		0- 2		NON-CONFERENCE		1- 2		0- 1	3- 1
1- 4		0- 0		0- 2		HOME		1- 0		0- 1	0- 1
3- 3		0- 1		0- 0		AWAY		0- 2		0- 0	3- 0
0- 0		0- 0		0- 0		NEUTRAL		0- 0		0- 0	0- 0
0- 0		0- 0		0- 0		CONFERENCE		0- 0		0- 0	0- 0
0- 0		0- 0		0- 0		HOME		0- 0		0- 0	0- 0
0- 0		0- 0		0- 0		AWAY		0- 0		0- 0	0- 0
0- 0		0- 0		0- 0		NEUTRAL		0- 0		0- 0	0- 0

RPI 1-25				RPI 26-50				RPI 51-100				RPI 101+ Team's RPI: 128			
RPI	S	Opponent	Score	RPI	S	Opponent	Score	RPI	S	Opponent	Score	RPI	S	Opponent	Score
6	A	Cal i forni a	79 80	27	H	New Mexi co	84 89	72	H	Georgi a Tech	95 89	117	H	Boston Col lege	57 64
				38	H	Texas A&M	52 68	73	A	Loui si ana Tech	88 100	152	H	UT Ar lington	61 65
								93	A	FGCU	71 76	284	A	Col umbi a	83 72
												289	A	ETSU	84 77
												293	A	Incar nate Word	79 60

Average RPI Win: **306**  
 Average RPI Loss: **188**

WON-LOST  
RECORD

WINNING  
PCT. RANK

LAST 10  
GAMES

STRENGTH OF  
SCHEDULE

OPP. STRENGTH  
OF SCHEDULE

TEAM  
RPI

ADJ.  
RPI

CONF.  
RPI

ADJ CONF.  
RPI

DIV. I ONLY	1- 5	302	0- 0	121	338	294	294	24	24
DIV. I NON-CONF.	1- 5	302	0- 0	121	338	294	294	24	24
-----									
TOTALS	RPI 1-25	RPI 26-50	W-L RECORDS	RPI 51-100	RPI 101-150	RPI 150+			
1- 5	0- 0	0- 0	OVERALL	0- 0	0- 2	1- 3			
1- 1	0- 0	0- 0	HOME	0- 0	0- 1	1- 0			
0- 4	0- 0	0- 0	AWAY	0- 0	0- 1	0- 3			
0- 0	0- 0	0- 0	NEUTRAL	0- 0	0- 0	0- 0			
1- 5	0- 0	0- 0	NON-CONFERENCE	0- 0	0- 2	1- 3			
1- 1	0- 0	0- 0	HOME	0- 0	0- 1	1- 0			
0- 4	0- 0	0- 0	AWAY	0- 0	0- 1	0- 3			
0- 0	0- 0	0- 0	NEUTRAL	0- 0	0- 0	0- 0			
0- 0	0- 0	0- 0	CONFERENCE	0- 0	0- 0	0- 0			
0- 0	0- 0	0- 0	HOME	0- 0	0- 0	0- 0			
0- 0	0- 0	0- 0	AWAY	0- 0	0- 0	0- 0			
0- 0	0- 0	0- 0	NEUTRAL	0- 0	0- 0	0- 0			

RPI 1-25				RPI 26-50				RPI 51-100				RPI 101+ Team's RPI: 294			
RPI	S	Opponent	Score	RPI	S	Opponent	Score	RPI	S	Opponent	Score	RPI	S	Opponent	Score
												110	A	Oklahoma St.	44 <b>77</b>
												138	H	Oral Roberts	56 <b>74</b>
												189	A	Texas Tech	76 <b>82</b>
												236	A	Wichita St.	50 <b>68</b>
												269	A	North Texas	75 <b>100</b>
												306	H	La. -Monroe	68 <b>60</b>
LAST 12 Division I GAMES:															
				306	H	La. -Monroe	68 60								
				138	H	Oral Roberts	56 <b>74</b>								
				110	A	Oklahoma St.	44 <b>77</b>								
				269	A	North Texas	75 <b>100</b>								
				189	A	Texas Tech	76 <b>82</b>								
				236	A	Wichita St.	50 <b>68</b>								

Non-Div I Games:

Howard Payne

93 60

Tex. A&amp;M Int'l

81 48

McMurry

92 41

Southwest (NM)

100 57

Houston Baptist

# Howard

H  
o  
w  
a  
r  
d

Howard

I  
U  
P  
U  
I

IUPUI				Through Games Of Dec. 19, 2018							
Average RPI	Win:	162	WON-LOST	WINNING	LAST 10	STRENGTH OF	OPP. STRENGTH	TEAM	ADJ.	CONF.	ADJ CONF.
Average RPI	Loss:	80	RECORD	PCT. RANK	GAMES	SCHEDULE	OF SCHEDULE	RPI	RPI	RPI	RPI
DIV. I ONLY		5- 4	140	0- 1		30	156	43	43	12	12
DIV. I NON-CONF.		5- 4	140	0- 1		30	156	43	43	12	12
-----											
TOTALS	RPI 1-25		RPI 26-50		W-L RECORDS	RPI 51-100		RPI 101-150		RPI 150+	
5- 4	0- 1		0- 0		OVERALL	1- 2		2- 1		2- 0	
1- 2	0- 0		0- 0		HOME	1- 2		0- 0		0- 0	
3- 2	0- 1		0- 0		AWAY	0- 0		1- 1		2- 0	
1- 0	0- 0		0- 0		NEUTRAL	0- 0		1- 0		0- 0	
5- 4	0- 1		0- 0		NON-CONFERENCE	1- 2		2- 1		2- 0	
1- 2	0- 0		0- 0		HOME	1- 2		0- 0		0- 0	
3- 2	0- 1		0- 0		AWAY	0- 0		1- 1		2- 0	
1- 0	0- 0		0- 0		NEUTRAL	0- 0		1- 0		0- 0	
0- 0	0- 0		0- 0		CONFERENCE	0- 0		0- 0		0- 0	
0- 0	0- 0		0- 0		HOME	0- 0		0- 0		0- 0	
0- 0	0- 0		0- 0		AWAY	0- 0		0- 0		0- 0	
0- 0	0- 0		0- 0		NEUTRAL	0- 0		0- 0		0- 0	

I  
U  
P  
U  
I

RPI 1-25				RPI 26-50		Team's RPI: 43		RPI 51-100				RPI 101+			
RPI	S	Opponent	Score	RPI	S	Opponent	Score	RPI	S	Opponent	Score	RPI	S	Opponent	Score
15	A	Iowa	58 72					54	H	UT Martin	73 72	111	A	Indiana St.	64 59
								75	H	Ohio	66 73	125	N	VCU	63 61
								83	H	UNI	40 53	145	A	Wi sconsi n	64 65
												240	A	Ole Mi ss	66 58
												278	A	UTSA	58 50
-----															
LAST 12 Division I GAMES:															
75	H	Ohio	66 73	15	A	Iowa	58 72	111	A	Indiana St.	64 59	83	H	UNI	40 53
54	H	UT Martin	73 72	125	N	VCU	63 61	278	A	UTSA	58 50	145	A	Wi sconsi n	64 65
240	A	Ole Mi ss	66 58												

Non-Div I Games: Purdue Northwest 101 40

IUPUI

Average RPI Win:	191	WON-LOST	WINNING	LAST 10	STRENGTH OF	OPP. STRENGTH	TEAM	ADJ.	CONF.	ADJ CONF.
Average RPI Loss:	140	RECORD	PCT. RANK	GAMES	SCHEDULE	OF SCHEDULE	RPI	RPI	RPI	RPI
DIV. I ONLY	3- 5	226	0- 1	106	160	163	163	11	11	
DIV. I NON-CONF.	3- 5	226	0- 1	106	160	163	163	11	11	
-----										
TOTALS	RPI 1-25	RPI 26-50	W-L RECORDS	RPI 51-100	RPI 101-150	RPI 150+				
3- 5	0- 1	0- 0	OVERALL	0- 2	1- 0	2- 2				
2- 0	0- 0	0- 0	HOME	0- 0	1- 0	1- 0				
1- 4	0- 1	0- 0	AWAY	0- 1	0- 0	1- 2				
0- 1	0- 0	0- 0	NEUTRAL	0- 1	0- 0	0- 0				
3- 5	0- 1	0- 0	NON-CONFERENCE	0- 2	1- 0	2- 2				
2- 0	0- 0	0- 0	HOME	0- 0	1- 0	1- 0				
1- 4	0- 1	0- 0	AWAY	0- 1	0- 0	1- 2				
0- 1	0- 0	0- 0	NEUTRAL	0- 1	0- 0	0- 0				
0- 0	0- 0	0- 0	CONFERENCE	0- 0	0- 0	0- 0				
0- 0	0- 0	0- 0	HOME	0- 0	0- 0	0- 0				
0- 0	0- 0	0- 0	AWAY	0- 0	0- 0	0- 0				
0- 0	0- 0	0- 0	NEUTRAL	0- 0	0- 0	0- 0				

RPI 1-25				RPI 26-50				RPI 51-100				RPI 101+				Team's RPI: 163
RPI	S	Opponent	Score	RPI	S	Opponent	Score	RPI	S	Opponent	Score	RPI	S	Opponent	Score	
5	A	Stanford	71 115					70	A	Wyomi ng	61 64	139	H	CSUN	88 73	
								82	N	Boi se St.	85 91	189	A	Texas Tech	88 77	
												246	H	San Franci sco	70 63	
												266	A	Hawai i	61 69	
												277	A	Long Beach St.	63 70	
LAST 12 Division I GAMES:																
70	A	Wyomi ng	61 64	82	N	Boi se St.	85 91									
266	A	Hawai i	61 69	189	A	Texas Tech	88 77									
246	H	San Franci sco	70 63	5	A	Stanford	71 115									
277	A	Long Beach St.	63 70	139	H	CSUN	88 73									

Non-Div I Games:

Idaho

Average RPI	Win:	232	WON-LOST	WINNING	LAST 10	STRENGTH OF	OPP. STRENGTH	TEAM	ADJ.	CONF.	ADJ CONF.
Average RPI	Loss:	73	RECORD	PCT. RANK	GAMES	SCHEDULE	OF SCHEDULE	RPI	RPI	RPI	RPI
DIV. I ONLY		4- 4		163	1- 0	23	313	64	64	11	11
DIV. I NON-CONF.		4- 4		163	1- 0	23	313	64	64	11	11
-----											
TOTALS	RPI 1-25		RPI 26-50		W-L RECORDS	RPI 51-100		RPI 101-150		RPI 150+	
4- 4	0- 1		0- 0		OVERALL	0- 2		0- 1		4- 0	
2- 0	0- 0		0- 0		HOME	0- 0		0- 0		2- 0	
1- 3	0- 1		0- 0		AWAY	0- 1		0- 1		1- 0	
1- 1	0- 0		0- 0		NEUTRAL	0- 1		0- 0		1- 0	
4- 4	0- 1		0- 0		NON-CONFERENCE	0- 2		0- 1		4- 0	
2- 0	0- 0		0- 0		HOME	0- 0		0- 0		2- 0	
1- 3	0- 1		0- 0		AWAY	0- 1		0- 1		1- 0	
1- 1	0- 0		0- 0		NEUTRAL	0- 1		0- 0		1- 0	
0- 0	0- 0		0- 0		CONFERENCE	0- 0		0- 0		0- 0	
0- 0	0- 0		0- 0		HOME	0- 0		0- 0		0- 0	
0- 0	0- 0		0- 0		AWAY	0- 0		0- 0		0- 0	
0- 0	0- 0		0- 0		NEUTRAL	0- 0		0- 0		0- 0	

RPI	S	Opponent	Score	RPI	S	Opponent	Score	RPI	S	Opponent	Score	RPI	S	Opponent	Score
21	A	Gonzaga	51 70					72	N	Georgi a Tech	51 74	104	A	Ari zona	46 71
								94	A	Utah	60 74	153	H	Pepperdi ne	65 63
												234	N	Kennesaw St.	60 49
												259	A	Cal i forn i a Bapti st	72 57
												282	H	Utah Valley	80 68
-----															
Team's RPI: 64															
LAST 12 Division I GAMES:															
72	N	Georgi a Tech	51 74	153	H	Pepperdi ne	65 63								
234	N	Kennesaw St.	60 49	282	H	Utah Valley	80 68								
94	A	Utah	60 74												
21	A	Gonzaga	51 70												
104	A	Ari zona	46 71												
259	A	Cal i forn i a Bapti st	72 57												

Non-Div I Games: Benedictine Mesa 88 51

Idaho St.

# Ilinois

Illinois

Illinois

Average RPI Win:	282	WON-LOST	WINNING	LAST 10	STRENGTH OF	OPP. STRENGTH	TEAM	ADJ.	CONF.	ADJ CONF.
Average RPI Loss:	172	RECORD	PCT. RANK	GAMES	SCHEDULE	OF SCHEDULE	RPI	RPI	RPI	RPI

DIV. I ONLY	4- 4	163	0- 0	330	216	258	258	14	14
DIV. I NON-CONF.	4- 4	163	0- 0	330	216	258	258	14	14
-----									
TOTALS	RPI 1-25	RPI 26-50	W-L RECORDS	RPI 51-100	RPI 101-150	RPI 150+			
4- 4	0- 0	0- 1	OVERALL	0- 0	0- 0	4- 3			
3- 0	0- 0	0- 0	HOME	0- 0	0- 0	3- 0			
1- 4	0- 0	0- 1	AWAY	0- 0	0- 0	1- 3			
0- 0	0- 0	0- 0	NEUTRAL	0- 0	0- 0	0- 0			
4- 4	0- 0	0- 1	NON-CONFERENCE	0- 0	0- 0	4- 3			
3- 0	0- 0	0- 0	HOME	0- 0	0- 0	3- 0			
1- 4	0- 0	0- 1	AWAY	0- 0	0- 0	1- 3			
0- 0	0- 0	0- 0	NEUTRAL	0- 0	0- 0	0- 0			
0- 0	0- 0	0- 0	CONFERENCE	0- 0	0- 0	0- 0			
0- 0	0- 0	0- 0	HOME	0- 0	0- 0	0- 0			
0- 0	0- 0	0- 0	AWAY	0- 0	0- 0	0- 0			
0- 0	0- 0	0- 0	NEUTRAL	0- 0	0- 0	0- 0			

RPI	S	Opponent	Score	RPI	S	Opponent	Score	RPI	S	Opponent	Score	RPI	S	Opponent	Score
				50	A	Butler	56 58					179	A	Eastern Mi ch.	41 50
												208	A	SIUE	61 68
												224	H	Oakl and	62 56
												226	H	North Dakota	67 55
												252	A	Cleveland St.	63 67
												332	A	Northern Ky.	58 53
												347	H	Austin Peay	61 49
LAST 12 Division I GAMES:															
				332	A	Northern Ky.	58 53					224	H	Oakl and	62 56
				347	H	Austin Peay	61 49					50	A	Butler	56 58
												252	A	Cleveland St.	63 67
												179	A	Eastern Mi ch.	41 50
												226	H	North Dakota	67 55
												208	A	SIUE	61 68

Non-Div I Games: Maryville (MO) 61 52

Illinois St.



Average RPI Win:	0	WON-LOST	WINNING	LAST 10	STRENGTH OF	OPP. STRENGTH	TEAM	ADJ.	CONF.	ADJ CONF.
Average RPI Loss:	147	RECORD	PCT. RANK	GAMES	SCHEDULE	OF SCHEDULE	RPI	RPI	RPI	RPI
DIV. I ONLY	0- 10	332	0- 1	70	259	293	293	24	24	
DIV. I NON-CONF.	0- 10	332	0- 1	70	259	293	293	24	24	
-----										
TOTALS	RPI 1-25	RPI 26-50	W-L RECORDS	RPI 51-100	RPI 101-150	RPI 150+				
0- 10	0- 2	0- 1	OVERALL	0- 0	0- 2	0- 5				
0- 3	0- 0	0- 0	HOME	0- 0	0- 1	0- 2				
0- 7	0- 2	0- 1	AWAY	0- 0	0- 1	0- 3				
0- 0	0- 0	0- 0	NEUTRAL	0- 0	0- 0	0- 0				
0- 10	0- 2	0- 1	NON-CONFERENCE	0- 0	0- 2	0- 5				
0- 3	0- 0	0- 0	HOME	0- 0	0- 1	0- 2				
0- 7	0- 2	0- 1	AWAY	0- 0	0- 1	0- 3				
0- 0	0- 0	0- 0	NEUTRAL	0- 0	0- 0	0- 0				
0- 0	0- 0	0- 0	CONFERENCE	0- 0	0- 0	0- 0				
0- 0	0- 0	0- 0	HOME	0- 0	0- 0	0- 0				
0- 0	0- 0	0- 0	AWAY	0- 0	0- 0	0- 0				
0- 0	0- 0	0- 0	NEUTRAL	0- 0	0- 0	0- 0				

RPI 1-25				RPI 26-50				RPI 51-100				RPI 101+ Team's RPI: 293			
RPI	S	Opponent	Score	RPI	S	Opponent	Score	RPI	S	Opponent	Score	RPI	S	Opponent	Score
20	A	South Dakota	43 96	36	A	Minnesota	39 75					104	A	Arizona	42 84
24	A	Arizona St.	43 81									128	H	Houston	60 79
												151	A	San Diego St.	38 81
												152	H	UT Arlington	49 97
												206	A	Massachusetts	59 71
												300	H	Weber St.	64 72
												345	A	Grand Canyon	63 74
-----															
LAST 12 Division I GAMES:															
206	A	Massachusetts	59 71	128	H	Houston	60 79	20	A	South Dakota	43 96				
36	A	Minnesota	39 75					345	A	Grand Canyon	63 74	24	A	Arizona St.	43 81
152	H	UT Arlington	49 97												
104	A	Arizona	42 84												
300	H	Weber St.	64 72												
151	A	San Diego St.	38 81												

Non-Div I Games:

Incarnate Word

Average RPI Win:	140	WON-LOST	WINNING	LAST 10	STRENGTH OF	OPP. STRENGTH	TEAM	ADJ.	CONF.	ADJ CONF.
Average RPI Loss:	0	RECORD	PCT. RANK	GAMES	SCHEDULE	OF SCHEDULE	RPI	RPI	RPI	RPI
DIV. I ONLY	10- 0	1	1- 0	111	17	8	8	3	3	
DIV. I NON-CONF.	10- 0	1	1- 0	111	17	8	8	3	3	
-----										
TOTALS	RPI 1-25	RPI 26-50	W-L RECORDS	RPI 51-100	RPI 101-150	RPI 150+				
10- 0	0- 0	2- 0	OVERALL	2- 0	1- 0	5- 0				
6- 0	0- 0	1- 0	HOME	0- 0	1- 0	4- 0				
4- 0	0- 0	1- 0	AWAY	2- 0	0- 0	1- 0				
0- 0	0- 0	0- 0	NEUTRAL	0- 0	0- 0	0- 0				
10- 0	0- 0	2- 0	NON-CONFERENCE	2- 0	1- 0	5- 0				
6- 0	0- 0	1- 0	HOME	0- 0	1- 0	4- 0				
4- 0	0- 0	1- 0	AWAY	2- 0	0- 0	1- 0				
0- 0	0- 0	0- 0	NEUTRAL	0- 0	0- 0	0- 0				
0- 0	0- 0	0- 0	CONFERENCE	0- 0	0- 0	0- 0				
0- 0	0- 0	0- 0	HOME	0- 0	0- 0	0- 0				
0- 0	0- 0	0- 0	AWAY	0- 0	0- 0	0- 0				
0- 0	0- 0	0- 0	NEUTRAL	0- 0	0- 0	0- 0				

RPI 1-25				Team's RPI : 8			
RPI	S	Opponent	Score				
				RPI 26-50			
29	A	UCLA	67 65				
50	H	Butler	66 46				
				RPI 51-100			
66	A	Wake Forest	87 73				
86	A	Loyola Marymount	67 43				
				RPI 101+			
113	H	Northern Ill.	91 73				
184	H	Milwaukee	68 66				
185	H	Florida	83 64				
224	A	Oakland	59 32				
228	H	Missouri St.	98 74				
239	H	North Florida	75 52				
LAST 12 Division I GAMES:							
50	H	Butler	66 46	86	A	Loyola Marymount	67 43
29	A	UCLA	67 65	228	H	Missouri St.	98 74
66	A	Wake Forest	87 73	224	A	Oakland	59 32
113	H	Northern Ill.	91 73	184	H	Milwaukee	68 66
185	H	Florida	83 64				
239	H	North Florida	75 52				

Non-Div I Games:

Indiana

Average RPI	Win:	260	WON-LOST	WINNING	LAST 10	STRENGTH OF	OPP. STRENGTH	TEAM	ADJ.	CONF.	ADJ CONF.
Average RPI	Loss:	82	RECORD	PCT. RANK	GAMES	SCHEDULE	OF SCHEDULE	RPI	RPI	RPI	RPI
DIV. I ONLY		5- 4		140	0- 1	128	224	111	111	14	14
DIV. I NON-CONF.		5- 4		140	0- 1	128	224	111	111	14	14
-----											
TOTALS	RPI 1-25		RPI 26-50		W-L RECORDS	RPI 51-100		RPI 101-150		RPI 150+	
5- 4	0- 0		0- 2		OVERALL	0- 0		0- 2		5- 0	
1- 1	0- 0		0- 1		HOME	0- 0		0- 0		1- 0	
4- 2	0- 0		0- 1		AWAY	0- 0		0- 1		4- 0	
0- 1	0- 0		0- 0		NEUTRAL	0- 0		0- 1		0- 0	
5- 4	0- 0		0- 2		NON-CONFERENCE	0- 0		0- 2		5- 0	
1- 1	0- 0		0- 1		HOME	0- 0		0- 0		1- 0	
4- 2	0- 0		0- 1		AWAY	0- 0		0- 1		4- 0	
0- 1	0- 0		0- 0		NEUTRAL	0- 0		0- 1		0- 0	
0- 0	0- 0		0- 0		CONFERENCE	0- 0		0- 0		0- 0	
0- 0	0- 0		0- 0		HOME	0- 0		0- 0		0- 0	
0- 0	0- 0		0- 0		AWAY	0- 0		0- 0		0- 0	
0- 0	0- 0		0- 0		NEUTRAL	0- 0		0- 0		0- 0	

RPI	S	Opponent	Score	RPI	S	Opponent	Score	RPI	S	Opponent	Score	RPI	S	Opponent	Score
43	H	IUPUI	59 64	50	A	Butler	49 72	108	N	UC Irvine	61 77	127	A	Illinois	57 75
205	A	Saint Louis	60 56	221	A	Southeast Mo. St.	62 51	233	H	UIC	60 53	297	A	Marshall	62 53
233	H	UIC	60 53	297	A	Marshall	62 53	345	A	Grand Canyon	88 81				
LAST 12 Division I GAMES:															
221	A	Southeast Mo. St.	62 51	50	A	Butler	49 72	233	H	UIC	60 53				
108	N	UC Irvine	61 77	233	H	UIC	60 53	127	A	Illinois	57 75				
345	A	Grand Canyon	88 81	127	A	Illinois	57 75	43	H	IUPUI	59 64				
205	A	Saint Louis	60 56												
297	A	Marshall	62 53												

Non-Div I Games:

Indiana St.

Average RPI Win:	203	WON-LOST	WINNING	LAST 10	STRENGTH OF	OPP. STRENGTH	TEAM	ADJ.	CONF.	ADJ CONF.
Average RPI Loss:	109	RECORD	PCT. RANK	GAMES	SCHEDULE	OF SCHEDULE	RPI	RPI	RPI	RPI
DIV. I ONLY	1- 9	326	0- 1	37	232	248	248	27	27	
DIV. I NON-CONF.	1- 9	326	0- 1	37	232	248	248	27	27	
-----										
TOTALS	RPI 1-25	RPI 26-50	W-L RECORDS	RPI 51-100	RPI 101-150	RPI 150+				
1- 9	0- 0	0- 3	OVERALL	0- 2	0- 2	1- 2				
1- 4	0- 0	0- 1	HOME	0- 1	0- 2	1- 0				
0- 5	0- 0	0- 2	AWAY	0- 1	0- 0	0- 2				
0- 0	0- 0	0- 0	NEUTRAL	0- 0	0- 0	0- 0				
1- 9	0- 0	0- 3	NON-CONFERENCE	0- 2	0- 2	1- 2				
1- 4	0- 0	0- 1	HOME	0- 1	0- 2	1- 0				
0- 5	0- 0	0- 2	AWAY	0- 1	0- 0	0- 2				
0- 0	0- 0	0- 0	NEUTRAL	0- 0	0- 0	0- 0				
0- 0	0- 0	0- 0	CONFERENCE	0- 0	0- 0	0- 0				
0- 0	0- 0	0- 0	HOME	0- 0	0- 0	0- 0				
0- 0	0- 0	0- 0	AWAY	0- 0	0- 0	0- 0				
0- 0	0- 0	0- 0	NEUTRAL	0- 0	0- 0	0- 0				

RPI	S	Opponent	Score	RPI	S	Opponent	Score	RPI	S	Opponent	Score	RPI	S	Opponent	Score	Team's RPI: 248
39	A	Bucknell I	43 81	63	A	Kansas	44 75	107	H	Stony Brook	51 53	118	H	Penn	43 66	
46	A	Toledo	38 84	80	H	St. John's (NY)	35 61	203	H	George Washington	52 43	225	A	Temple	39 59	
47	H	Central Mich.	39 82					254	A	Hofstra	49 74					
LAST 12 Division I GAMES:																
107	H	Stony Brook	51 53	118	H	Penn	43 66	225	A	Temple	39 59	39	A	Bucknell I	43 81	
46	A	Toledo	38 84	203	H	George Washington	52 43	47	H	Central Mich.	39 82	63	A	Kansas	44 75	
80	H	St. John's (NY)	35 61					254	A	Hofstra	49 74					

Non-Div I Games:

Iona

Average RPI Win: **164**  
 Average RPI Loss: **10**

WON-LOST  
RECORD

WINNING  
PCT. RANK

LAST 10  
GAMES

STRENGTH OF  
SCHEDULE

OPP. STRENGTH  
OF SCHEDULE

TEAM  
RPI

ADJ.  
RPI

CONF.  
RPI

ADJ CONF.  
RPI

DIV. I ONLY	8- 2	48	0- 1	35	73	15	15	3	3
DIV. I NON-CONF.	8- 2	48	0- 1	35	73	15	15	3	3
<hr/>									
TOTALS	RPI 1-25	RPI 26-50	W-L RECORDS	RPI 51-100	RPI 101-150	RPI 150+			
8- 2	1- 2	1- 0	OVERALL	1- 0	1- 0	4- 0			
6- 0	1- 0	1- 0	HOME	1- 0	1- 0	2- 0			
1- 1	0- 1	0- 0	AWAY	0- 0	0- 0	1- 0			
1- 1	0- 1	0- 0	NEUTRAL	0- 0	0- 0	1- 0			
8- 2	1- 2	1- 0	NON-CONFERENCE	1- 0	1- 0	4- 0			
6- 0	1- 0	1- 0	HOME	1- 0	1- 0	2- 0			
1- 1	0- 1	0- 0	AWAY	0- 0	0- 0	1- 0			
1- 1	0- 1	0- 0	NEUTRAL	0- 0	0- 0	1- 0			
0- 0	0- 0	0- 0	CONFERENCE	0- 0	0- 0	0- 0			
0- 0	0- 0	0- 0	HOME	0- 0	0- 0	0- 0			
0- 0	0- 0	0- 0	AWAY	0- 0	0- 0	0- 0			
0- 0	0- 0	0- 0	NEUTRAL	0- 0	0- 0	0- 0			

RPI	S	Opponent	Score
1	A	Notre Dame	71 105
7	H	Iowa St.	73 70
18	N	Florida St.	67 71

RPI	S	Opponent	Score
43	H	IUPUI	72 58

RPI	S	Opponent	Score
83	H	UNI	83 57

RPI	S	Opponent	Score
138	H	Oral Roberts	90 77
177	A	Western Ky.	104 67
229	N	West Virginia	84 81
298	H	Robert Morris	92 63
340	H	N. C. Central	106 39

## LAST 12 Division I GAMES:

18	N	Florida St.	67 71	7	H	Iowa St.	73 70
83	H	UNI	83 57	298	H	Robert Morris	92 63
43	H	IUPUI	72 58	1	A	Notre Dame	71 105
138	H	Oral Roberts	90 77	229	N	West Virginia	84 81
				340	H	N. C. Central	106 39
				177	A	Western Ky.	104 67

Iowa

Iowa

Non-Div I Games:

Iowa



Average RPI Win: 311

Average RPI Loss: 189

WON-LOST  
RECORDWINNING  
PCT. RANKLAST 10  
GAMESSTRENGTH OF  
SCHEDULEOPP. STRENGTH  
OF SCHEDULETEAM  
RPIADJ.  
RPICONF.  
RPIADJ CONF.  
RPIDIV. I ONLY  
DIV. I NON-CONF.1- 5  
1- 5302  
3020- 0  
0- 0216  
216340  
340325  
325325  
32528  
2828  
28

TOTALS

RPI 1-25

RPI 26-50

W-L RECORDS

RPI 51-100

RPI 101-150

RPI 150+

1- 5 0- 1  
1- 1 0- 0  
0- 4 0- 1  
0- 0 0- 00- 0  
0- 0  
0- 0  
0- 0OVERALL  
HOME  
AWAY  
NEUTRAL0- 0  
0- 0  
0- 0  
0- 00- 0  
0- 0  
0- 0  
0- 01- 4  
1- 1  
0- 3  
0- 01- 5 0- 1  
1- 1 0- 0  
0- 4 0- 1  
0- 0 0- 00- 0  
0- 0  
0- 0  
0- 0NON-CONFERENCE  
HOME  
AWAY  
NEUTRAL0- 0  
0- 0  
0- 0  
0- 00- 0  
0- 0  
0- 0  
0- 01- 4  
1- 1  
0- 3  
0- 00- 0 0- 0  
0- 0 0- 0  
0- 0 0- 0  
0- 0 0- 00- 0  
0- 0  
0- 0  
0- 0CONFERENCE  
HOME  
AWAY  
NEUTRAL0- 0  
0- 0  
0- 0  
0- 00- 0  
0- 0  
0- 0  
0- 00- 0  
0- 0  
0- 0  
0- 0

RPI 1-25

RPI 26-50

RPI 51-100

RPI 101+

Team's RPI: 325

RPI S Opponent Score  
17 A Mississippi St. 38 105

RPI S Opponent Score

RPI S Opponent Score

RPI S Opponent Score  
152 A UT Arlington 63 99  
182 H Southeastern La. 45 50  
251 A Memphis 67 68  
311 H Central Ark. 65 56  
341 A Louisiana 61 68

LAST 12 Division I GAMES:

182 H Southeastern La. 45 50  
17 A Mississippi St. 38 105  
341 A Louisiana 61 68  
311 H Central Ark. 65 56  
152 A UT Arlington 63 99  
251 A Memphis 67 68

Non-Div I Games:

Spring Hill

105 57

Missaps

88 38

Jackson St.

Loss, Non-Conf, S Site, H Home A Away N Neutral

Average RPI Win:	345	WON-LOST	WINNING	LAST 10	STRENGTH OF	OPP. STRENGTH	TEAM	ADJ.	CONF.	ADJ CONF.
Average RPI Loss:	79	RECORD	PCT. RANK	GAMES	SCHEDULE	OF SCHEDULE	RPI	RPI	RPI	RPI
DIV. I ONLY	2- 5	261	0- 0	163	189	213	213	26	26	
DIV. I NON-CONF.	2- 5	261	0- 0	163	189	213	213	26	26	
-----										
TOTALS	RPI 1-25	RPI 26-50	W-L RECORDS	RPI 51-100	RPI 101-150	RPI 150+				
2- 5	0- 2	0- 1	OVERALL	0- 0	0- 1	2- 1				
0- 1	0- 0	0- 0	HOME	0- 0	0- 0	0- 1				
2- 3	0- 1	0- 1	AWAY	0- 0	0- 1	2- 0				
0- 1	0- 1	0- 0	NEUTRAL	0- 0	0- 0	0- 0				
2- 5	0- 2	0- 1	NON-CONFERENCE	0- 0	0- 1	2- 1				
0- 1	0- 0	0- 0	HOME	0- 0	0- 0	0- 1				
2- 3	0- 1	0- 1	AWAY	0- 0	0- 1	2- 0				
0- 1	0- 1	0- 0	NEUTRAL	0- 0	0- 0	0- 0				
0- 0	0- 0	0- 0	CONFERENCE	0- 0	0- 0	0- 0				
0- 0	0- 0	0- 0	HOME	0- 0	0- 0	0- 0				
0- 0	0- 0	0- 0	AWAY	0- 0	0- 0	0- 0				
0- 0	0- 0	0- 0	NEUTRAL	0- 0	0- 0	0- 0				

RPI 1-25				RPI 26-50				RPI 51-100				RPI 101+ Team's RPI: 213			
RPI	S	Opponent	Score	RPI	S	Opponent	Score	RPI	S	Opponent	Score	RPI	S	Opponent	Score
18	A	Florida St.	46 79	38	A	Texas A&M	53 73					101	A	Penn St.	61 80
23	N	Old Dominion	76 78									217	H	Bethune-Cookman	56 58
												344	A	Savannah St.	68 58
												346	A	Charleston So.	68 58
-----															
LAST 12 Division I GAMES:															
				38	A	Texas A&M	53 73	101	A	Penn St.	61 80				
								217	H	Bethune-Cookman	56 58				
								346	A	Charleston So.	68 58				
								23	N	Old Dominion	76 78				
								344	A	Savannah St.	68 58				
								18	A	Florida St.	46 79				

Non-Div I Games: Webber Int'l 73 39 Edward Waters 100 48

Jacksonville



Average RPI Win: 269		WON-LOST RECORD	WINNING PCT. RANK	LAST 10 GAMES	STRENGTH OF SCHEDULE	OPP. STRENGTH OF SCHEDULE	TEAM RPI	ADJ. RPI	CONF. RPI	ADJ. CONF. RPI
Average RPI Loss: 159										
DIV. I ONLY		5- 4	140	0- 1	257	246	194	194	21	21
DIV. I NON-CONF.		5- 4	140	0- 1	257	246	194	194	21	21
TOTALS		RPI 1-25	RPI 26-50	W-L RECORDS		RPI 51-100	RPI 101-150	RPI 150+		
5- 4	0- 0		0- 0	OVERALL		0- 0	0- 2	5- 2		
1- 1	0- 0		0- 0	HOME		0- 0	0- 1	1- 0		
4- 1	0- 0		0- 0	AWAY		0- 0	0- 0	4- 1		
0- 2	0- 0		0- 0	NEUTRAL		0- 0	0- 1	0- 1		
5- 4	0- 0		0- 0	NON-CONFERENCE		0- 0	0- 2	5- 2		
1- 1	0- 0		0- 0	HOME		0- 0	0- 1	1- 0		
4- 1	0- 0		0- 0	AWAY		0- 0	0- 0	4- 1		
0- 2	0- 0		0- 0	NEUTRAL		0- 0	0- 1	0- 1		
0- 0	0- 0		0- 0	CONFERENCE		0- 0	0- 0	0- 0		
0- 0	0- 0		0- 0	HOME		0- 0	0- 0	0- 0		
0- 0	0- 0		0- 0	AWAY		0- 0	0- 0	0- 0		
0- 0	0- 0		0- 0	NEUTRAL		0- 0	0- 0	0- 0		

RPI 1-25				RPI 26-50				RPI 51-100				RPI 101+			
RPI	S	Opponent	Score	RPI	S	Opponent	Score	RPI	S	Opponent	Score	RPI	S	Opponent	Score
								<div>Team's RPI : 194</div>							
								<div>134 H Miami (OH) 41 58</div>							
								<div>147 N Harvard 62 69</div>							
								<div>167 N Washington St. 51 64</div>							
								<div>189 A Texas Tech 58 71</div>							
								<div>201 H Georgia St. 61 56</div>							
								<div>240 A Ole Miss 60 49</div>							
								<div>263 A Alabama A&amp;M 55 48</div>							
								<div>317 A Florida A&amp;M 62 31</div>							
								<div>323 A Lipscomb 58 46</div>							
LAST 12 Division I GAMES:															
<div>167 N Washington St. 51 64</div>								<div>147 N Harvard 62 69</div>							
<div>134 H Miami (OH) 41 58</div>								<div>323 A Lipscomb 58 46</div>							
<div>201 H Georgia St. 61 56</div>								<div>189 A Texas Tech 58 71</div>							
<div>263 A Alabama A&amp;M 55 48</div>								<div>317 A Florida A&amp;M 62 31</div>							
<div>240 A Ole Miss 60 49</div>															

Non-Div I Games:	Montevallo	84	52
------------------	------------	----	----

Jacksonville St.

■ Loss, ■ Non-Conf, S Site, H Home A Away N Neutral

Average RPI Win: 224		WON-LOST	WINNING	LAST 10	STRENGTH OF	OPP. STRENGTH	TEAM	ADJ.	CONF.	ADJ CONF.
Average RPI Loss: 101		RECORD	PCT. RANK	GAMES	SCHEDULE	OF SCHEDULE	RPI	RPI	RPI	RPI
DIV. I ONLY		6- 3	96	0- 1	251	114	121	121	13	13
DIV. I NON-CONF.		6- 3	96	0- 1	251	114	121	121	13	13
-----										
TOTALS	RPI 1-25		RPI 26-50		W-L RECORDS	RPI 51-100	RPI 101-150		RPI 150+	
6- 3	0- 0		0- 1		OVERALL	0- 1	1- 0		5- 1	
4- 0	0- 0		0- 0		HOME	0- 0	1- 0		3- 0	
2- 3	0- 0		0- 1		AWAY	0- 1	0- 0		2- 1	
0- 0	0- 0		0- 0		NEUTRAL	0- 0	0- 0		0- 0	
6- 3	0- 0		0- 1		NON-CONFERENCE	0- 1	1- 0		5- 1	
4- 0	0- 0		0- 0		HOME	0- 0	1- 0		3- 0	
2- 3	0- 0		0- 1		AWAY	0- 1	0- 0		2- 1	
0- 0	0- 0		0- 0		NEUTRAL	0- 0	0- 0		0- 0	
0- 0	0- 0		0- 0		CONFERENCE	0- 0	0- 0		0- 0	
0- 0	0- 0		0- 0		HOME	0- 0	0- 0		0- 0	
0- 0	0- 0		0- 0		AWAY	0- 0	0- 0		0- 0	
0- 0	0- 0		0- 0		NEUTRAL	0- 0	0- 0		0- 0	

RPI 1-25				RPI 26-50				RPI 51-100				RPI 101+				Team's RPI: 121
RPI	S	Opponent	Score	RPI	S	Opponent	Score	RPI	S	Opponent	Score	RPI	S	Opponent	Score	
				44	A	Maryland	63 87	66	A	Wake Forest	49 50	122	H	Dayton	68 55	
												180	H	Georgetown	69 57	
												190	H	Winthrop	56 39	
												192	A	Hampton	65 72	
												203	H	George Washington	50 37	
												307	A	Liberty	74 53	
												342	A	Delaware St.	103 57	
-----																
LAST 12 Division I GAMES:																
122	H	Dayton	68 55	66	A	Wake Forest	49 50	44	A	Maryland	63 87	203	H	George Washington	50 37	
307	A	Liberty	74 53													
190	H	Winthrop	56 39													
192	A	Hampton	65 72													
180	H	Georgetown	69 57													
342	A	Delaware St.	103 57													

Non-Div I Games:

James Madison

Average RPI Win: 183  
Average RPI Loss: 124

WON-LOST  
RECORD

WINNING  
PCT. RANK

LAST 10  
GAMES

STRENGTH OF  
SCHEDULE

OPP. STRENGTH  
OF SCHEDULE

TEAM  
RPI

ADJ.  
RPI

CONF.  
RPI

ADJ CONF.  
RPI

DIV. I ONLY	8- 1	27	1- 0	288	41	63	63	6	6
DIV. I NON-CONF.	8- 1	27	1- 0	288	41	63	63	6	6
TOTALS	RPI 1-25	RPI 26-50	W-L RECORDS	RPI 51-100	RPI 101-150	RPI 150+			
8- 1	0- 0	0- 0	OVERALL	1- 0	1- 1	6- 0			
6- 0	0- 0	0- 0	HOME	0- 0	1- 0	5- 0			
1- 1	0- 0	0- 0	AWAY	1- 0	0- 1	0- 0			
1- 0	0- 0	0- 0	NEUTRAL	0- 0	0- 0	1- 0			
8- 1	0- 0	0- 0	NON-CONFERENCE	1- 0	1- 1	6- 0			
6- 0	0- 0	0- 0	HOME	0- 0	1- 0	5- 0			
1- 1	0- 0	0- 0	AWAY	1- 0	0- 1	0- 0			
1- 0	0- 0	0- 0	NEUTRAL	0- 0	0- 0	1- 0			
0- 0	0- 0	0- 0	CONFERENCE	0- 0	0- 0	0- 0			
0- 0	0- 0	0- 0	HOME	0- 0	0- 0	0- 0			
0- 0	0- 0	0- 0	AWAY	0- 0	0- 0	0- 0			
0- 0	0- 0	0- 0	NEUTRAL	0- 0	0- 0	0- 0			

RPI S	Opponent	Score	RPI S	Opponent	Score	RPI S	Opponent	Score	RPI S	Opponent	Score
						85	A LSU	68 61	124	A Nebraska	52 58
									138	H Oral Roberts	70 58
									160	H George Mason	77 56
									167	N Washington St.	71 63
									173	H UMKC	67 55
									231	H Grambling	76 45
									248	H Iona	75 44
									263	H Alabama A&M	65 54
LAST 12 Division I GAMES:											
160	H	George Mason	77	56	167	N	Washington St.	71	63		
263	H	Alabama A&M	65	54	231	H	Grambling	76	45		
138	H	Oral Roberts	70	58	124	A	Nebraska	52	58		
173	H	UMKC	67	55	85	A	LSU	68	61		
					248	H	Iona	75	44		

Non-Div I Games:

Kansas

Average RPI Win:	167	WON-LOST	WINNING	LAST 10	STRENGTH OF	OPP. STRENGTH	TEAM	ADJ.	CONF.	ADJ CONF.
Average RPI Loss:	28	RECORD	PCT. RANK	GAMES	SCHEDULE	OF SCHEDULE	RPI	RPI	RPI	RPI

DIV. I ONLY	7- 3	84	0- 1	152	19	87	87	6	6
DIV. I NON-CONF.	7- 3	84	0- 1	152	19	87	87	6	6
-----									
TOTALS	RPI 1-25	RPI 26-50	W-L RECORDS	RPI 51-100	RPI 101-150	RPI 150+			
7- 3	0- 2	1- 1	OVERALL	1- 0	0- 0	5- 0			
5- 0	0- 0	1- 0	HOME	0- 0	0- 0	4- 0			
1- 0	0- 0	0- 0	AWAY	0- 0	0- 0	1- 0			
1- 3	0- 2	0- 1	NEUTRAL	1- 0	0- 0	0- 0			
7- 3	0- 2	1- 1	NON-CONFERENCE	1- 0	0- 0	5- 0			
5- 0	0- 0	1- 0	HOME	0- 0	0- 0	4- 0			
1- 0	0- 0	0- 0	AWAY	0- 0	0- 0	1- 0			
1- 3	0- 2	0- 1	NEUTRAL	1- 0	0- 0	0- 0			
0- 0	0- 0	0- 0	CONFERENCE	0- 0	0- 0	0- 0			
0- 0	0- 0	0- 0	HOME	0- 0	0- 0	0- 0			
0- 0	0- 0	0- 0	AWAY	0- 0	0- 0	0- 0			
0- 0	0- 0	0- 0	NEUTRAL	0- 0	0- 0	0- 0			

RPI 1-25				RPI 26-50				RPI 51-100				Team's RPI : 87				RPI 101+			
RPI	S	Opponent	Score	RPI	S	Opponent	Score	RPI	S	Opponent	Score	RPI	S	Opponent	Score	RPI	S	Opponent	Score
13	N	Syracuse	61 70	42	H	Lamar University	73 55	99	N	Princeton	80 61	158	A	Little Rock	53 47				
24	N	Arizona St.	51 65	48	N	DePaul	59 79					170	H	Vanderbilt	72 61				
												173	H	UMKC	61 50				
												261	H	Omaha	61 46				
												269	H	North Texas	60 42				
LAST 12 Division I GAMES:																			
24	N	Arizona St.	51 65	42	H	Lamar University	73 55	99	N	Princeton	80 61	158	A	Little Rock	53 47				
170	H	Vanderbilt	72 61	48	N	DePaul	59 79	173	H	UMKC	61 50	261	H	Omaha	61 46				
269	H	North Texas	60 42	13	N	Syracuse	61 70												

Average RPI Win:	215	WON-LOST	WINNING	LAST 10	STRENGTH OF	OPP. STRENGTH	TEAM	ADJ.	CONF.	ADJ CONF.
Average RPI Loss:	126	RECORD	PCT. RANK	GAMES	SCHEDULE	OF SCHEDULE	RPI	RPI	RPI	RPI
DIV. I ONLY	2- 8	283	0- 1	57	247	234	234	26	26	
DIV. I NON-CONF.	2- 8	283	0- 1	57	247	234	234	26	26	
-----										
TOTALS	RPI 1-25	RPI 26-50	W-L RECORDS	RPI 51-100	RPI 101-150	RPI 150+				
2- 8	0- 0	0- 1	OVERALL	0- 4	0- 0	2- 3				
2- 0	0- 0	0- 0	HOME	0- 0	0- 0	2- 0				
0- 5	0- 0	0- 0	AWAY	0- 3	0- 0	0- 2				
0- 3	0- 0	0- 1	NEUTRAL	0- 1	0- 0	0- 1				
2- 8	0- 0	0- 1	NON-CONFERENCE	0- 4	0- 0	2- 3				
2- 0	0- 0	0- 0	HOME	0- 0	0- 0	2- 0				
0- 5	0- 0	0- 0	AWAY	0- 3	0- 0	0- 2				
0- 3	0- 0	0- 1	NEUTRAL	0- 1	0- 0	0- 1				
0- 0	0- 0	0- 0	CONFERENCE	0- 0	0- 0	0- 0				
0- 0	0- 0	0- 0	HOME	0- 0	0- 0	0- 0				
0- 0	0- 0	0- 0	AWAY	0- 0	0- 0	0- 0				
0- 0	0- 0	0- 0	NEUTRAL	0- 0	0- 0	0- 0				

RPI 1-25				RPI 26-50				RPI 51-100				RPI 101+ Team's RPI: 234			
RPI	S	Opponent	Score	RPI	S	Opponent	Score	RPI	S	Opponent	Score	RPI	S	Opponent	Score
				26	N	Michigan St.	51 75	64	N	Idaho St.	49 60	188	A	East Carolina	56 68
								72	A	Georgia Tech	35 60	197	H	Furman	74 63
								90	A	Mercer	48 64	201	A	Georgia St.	73 79
								97	A	Seton Hall	80 102	232	H	Ga. Southern	78 59
												273	N	UMBC	53 57
LAST 12 Division I GAMES:															
				72	A	Georgia Tech	35 60	26	N	Michigan St.	51 75				
				201	A	Georgia St.	73 79	64	N	Idaho St.	49 60				
				90	A	Mercer	48 64	188	A	East Carolina	56 68				
				232	H	Ga. Southern	78 59	197	H	Furman	74 63				
								273	N	UMBC	53 57				
								97	A	Seton Hall	80 102				

Non-Div I Games: Middle Ga. St. 80 70

Kennesaw St.

Average RPI	Win: 245	WON-LOST	WINNING	LAST 10	STRENGTH OF	OPP. STRENGTH	TEAM	ADJ.	CONF.	ADJ CONF.
Average RPI	Loss: 47	RECORD	PCT. RANK	GAMES	SCHEDULE	OF SCHEDULE	RPI	RPI	RPI	RPI
DIV. I ONLY	5- 4	140	1- 0	230	24	143	143	10	10	
DIV. I NON-CONF.	5- 4	140	1- 0	230	24	143	143	10	10	
-----										
TOTALS	RPI 1-25	RPI 26-50	W-L RECORDS	RPI 51-100	RPI 101-150	RPI 150+				
5- 4	0- 1	0- 2	OVERALL	0- 0	1- 1	4- 0				
3- 1	0- 0	0- 1	HOME	0- 0	1- 0	2- 0				
2- 3	0- 1	0- 1	AWAY	0- 0	0- 1	2- 0				
0- 0	0- 0	0- 0	NEUTRAL	0- 0	0- 0	0- 0				
5- 4	0- 1	0- 2	NON-CONFERENCE	0- 0	1- 1	4- 0				
3- 1	0- 0	0- 1	HOME	0- 0	1- 0	2- 0				
2- 3	0- 1	0- 1	AWAY	0- 0	0- 1	2- 0				
0- 0	0- 0	0- 0	NEUTRAL	0- 0	0- 0	0- 0				
0- 0	0- 0	0- 0	CONFERENCE	0- 0	0- 0	0- 0				
0- 0	0- 0	0- 0	HOME	0- 0	0- 0	0- 0				
0- 0	0- 0	0- 0	AWAY	0- 0	0- 0	0- 0				
0- 0	0- 0	0- 0	NEUTRAL	0- 0	0- 0	0- 0				

RPI 1-25				RPI 26-50				RPI 51-100				RPI 101+ Team's RPI: 143			
RPI	S	Opponent	Score	RPI	S	Opponent	Score	RPI	S	Opponent	Score	RPI	S	Opponent	Score
3	A	NC State	61 78	33	A	North Carolina	60 73					105	A	Wright St.	55 61
				45	H	Duquesne	72 77					123	H	Youngstown St.	62 34
												224	H	Oakland	75 65
												249	A	St. Bonaventure	76 64
												298	A	Robert Morris	54 46
												332	H	Northern Ky.	62 61
-----															
LAST 12 Division I GAMES:															
249	A	St. Bonaventure	76 64	332	H	Northern Ky.	62 61								
298	A	Robert Morris	54 46	3	A	NC State	61 78								
105	A	Wright St.	55 61	33	A	North Carolina	60 73								
45	H	Duquesne	72 77												
123	H	Youngstown St.	62 34												
224	H	Oakland	75 65												

Non-Div I Games:

Kent St.

Average RPI	Win:	144	WON-LOST	WINNING	LAST 10	STRENGTH OF	OPP. STRENGTH	TEAM	ADJ.	CONF.	ADJ CONF.
Average RPI	Loss:	11	RECORD	PCT. RANK	GAMES	SCHEDULE	OF SCHEDULE	RPI	RPI	RPI	RPI
DIV. I ONLY		11- 1		13	1- 0	139	7	16	16	5	5
DIV. I NON-CONF.		11- 1		13	1- 0	139	7	16	16	5	5
-----											
TOTALS	RPI 1-25		RPI 26-50		W-L RECORDS	RPI 51-100		RPI 101-150		RPI 150+	
11- 1	0- 1		2- 0		OVERALL	2- 0		2- 0		5- 0	
8- 0	0- 0		0- 0		HOME	1- 0		2- 0		5- 0	
0- 1	0- 1		0- 0		AWAY	0- 0		0- 0		0- 0	
3- 0	0- 0		2- 0		NEUTRAL	1- 0		0- 0		0- 0	
11- 1	0- 1		2- 0		NON-CONFERENCE	2- 0		2- 0		5- 0	
8- 0	0- 0		0- 0		HOME	1- 0		2- 0		5- 0	
0- 1	0- 1		0- 0		AWAY	0- 0		0- 0		0- 0	
3- 0	0- 0		2- 0		NEUTRAL	1- 0		0- 0		0- 0	
0- 0	0- 0		0- 0		CONFERENCE	0- 0		0- 0		0- 0	
0- 0	0- 0		0- 0		HOME	0- 0		0- 0		0- 0	
0- 0	0- 0		0- 0		AWAY	0- 0		0- 0		0- 0	
0- 0	0- 0		0- 0		NEUTRAL	0- 0		0- 0		0- 0	

RPI	S	Opponent	Score	RPI	S	Opponent	Score	RPI	S	Opponent	Score	RPI	S	Opponent	Score
11	A	Louisville	75 80	29	N	UCLA	75 74	58	H	Middle Tenn.	72 55	109	H	Southern U.	91 41
				33	N	North Carolina	85 75	88	N	South Fla.	85 63	140	H	Rhode Island	75 52
												161	H	Virginia	63 51
												211	H	Morehead St.	87 57
												218	H	Alabama St.	87 35
												222	H	High Point	71 49
												314	H	Western Caro.	99 39
-----															
LAST 12 Division I GAMES:															
140	H	Rhode Island	75 52	314	H	Western Caro.	99 39	58	H	Middle Tenn.	72 55	11	A	Louisville	75 80
211	H	Morehead St.	87 57					161	H	Virginia	63 51	109	H	Southern U.	91 41
33	N	North Carolina	85 75					218	H	Alabama St.	87 35				
29	N	UCLA	75 74												
88	N	South Fla.	85 63												
222	H	High Point	71 49												

Non-Div I Games:

Kentucky

Average RPI Win: 0		WON-LOST RECORD		WINNING PCT. RANK		LAST 10 GAMES		STRENGTH OF SCHEDULE		OPP. STRENGTH OF SCHEDULE		TEAM RPI		ADJ. RPI		CONF. RPI		ADJ CONF. RPI	
Average RPI Loss: 264																			
DIV. I ONLY		0- 9		332		0- 1		337		334		350		350		31		31	
DIV. I NON-CONF.		0- 9		332		0- 1		337		334		350		350		31		31	
TOTALS		RPI 1-25		RPI 26-50		W-L RECORDS		RPI 51-100		RPI 101-150		RPI 150+							
0- 9		0- 0		0- 0		OVERALL		0- 1		0- 1		0- 7							
0- 3		0- 0		0- 0		HOME		0- 0		0- 0		0- 3							
0- 5		0- 0		0- 0		AWAY		0- 1		0- 0		0- 4							
0- 1		0- 0		0- 0		NEUTRAL		0- 0		0- 1		0- 0							
0- 9		0- 0		0- 0		NON-CONFERENCE		0- 1		0- 1		0- 7							
0- 3		0- 0		0- 0		HOME		0- 0		0- 0		0- 3							
0- 5		0- 0		0- 0		AWAY		0- 1		0- 0		0- 4							
0- 1		0- 0		0- 0		NEUTRAL		0- 0		0- 1		0- 0							
0- 0		0- 0		0- 0		CONFERENCE		0- 0		0- 0		0- 0							
0- 0		0- 0		0- 0		HOME		0- 0		0- 0		0- 0							
0- 0		0- 0		0- 0		AWAY		0- 0		0- 0		0- 0							
0- 0		0- 0		0- 0		NEUTRAL		0- 0		0- 0		0- 0							

RPI 1-25				RPI 26-50				RPI 51-100				RPI 101+ Team's RPI : 350					
RPI	S	Opponent	Score	RPI	S	Opponent	Score	RPI	S	Opponent	Score	RPI	S	Opponent	Score		
								67	A	Michigan	38	83	108	N	UC Irvine	71	84
												274	A	Fairfield	43	71	
												281	A	Saint Peter's	59	86	
												313	H	Army West Point	42	57	
												315	H	UMass Lowell	64	69	
												330	H	NJIT	51	72	
												339	A	Manhattan	46	61	
												345	A	Grand Canyon	62	65	
LAST 12 Division I GAMES:																	
345	A	Grand Canyon	62	65	330	H	NJIT	51	72								
108	N	UC Irvine	71	84	67	A	Michigan	38	83								
281	A	Saint Peter's	59	86	315	H	UMass Lowell	64	69								
274	A	Fairfield	43	71													
313	H	Army West Point	42	57													
339	A	Manhattan	46	61													

Non-Div I Games:

LIU Brooklyn



Average RPI Win:	157	WON-LOST	WINNING	LAST 10	STRENGTH OF	OPP. STRENGTH	TEAM	ADJ.	CONF.	ADJ CONF.
Average RPI Loss:	52	RECORD	PCT. RANK	GAMES	SCHEDULE	OF SCHEDULE	RPI	RPI	RPI	RPI
DIV. I ONLY	6- 3	96	1- 0	73	101	85	85	5	5	
DIV. I NON-CONF.	6- 3	96	1- 0	73	101	85	85	5	5	
-----										
TOTALS	RPI 1-25	RPI 26-50	W-L RECORDS	RPI 51-100	RPI 101-150	RPI 150+				
6- 3	1- 0	0- 1	OVERALL	1- 2	0- 0	4- 0				
5- 2	0- 0	0- 1	HOME	1- 1	0- 0	4- 0				
1- 1	1- 0	0- 0	AWAY	0- 1	0- 0	0- 0				
0- 0	0- 0	0- 0	NEUTRAL	0- 0	0- 0	0- 0				
6- 3	1- 0	0- 1	NON-CONFERENCE	1- 2	0- 0	4- 0				
5- 2	0- 0	0- 1	HOME	1- 1	0- 0	4- 0				
1- 1	1- 0	0- 0	AWAY	0- 1	0- 0	0- 0				
0- 0	0- 0	0- 0	NEUTRAL	0- 0	0- 0	0- 0				
0- 0	0- 0	0- 0	CONFERENCE	0- 0	0- 0	0- 0				
0- 0	0- 0	0- 0	HOME	0- 0	0- 0	0- 0				
0- 0	0- 0	0- 0	AWAY	0- 0	0- 0	0- 0				
0- 0	0- 0	0- 0	NEUTRAL	0- 0	0- 0	0- 0				

RPI	S	Opponent	Score	RPI	S	Opponent	Score	RPI	S	Opponent	Score	RPI	S	Opponent	Score
18	A	Florida St.	58 45	40	H	Tulane	54 56	53	A	Rutgers	43 57	158	H	Little Rock	60 45
								59	H	Northern Colo.	62 57	174	H	Nicholls St.	76 44
								63	H	Kansas	61 68	196	H	Sam Houston St.	66 52
												335	H	McNeese	86 36
LAST 12 Division I GAMES:															
40	H	Tulane	54 56	174	H	Nicholls St.	76 44	53	A	Rutgers	43 57	335	H	McNeese	86 36
59	H	Northern Colo.	62 57	63	H	Kansas	61 68	158	H	Little Rock	60 45	18	A	Florida St.	58 45
196	H	Sam Houston St.	66 52												

Non-Div I Games:

LSU

Average RPI Win:	310	WON-LOST	WINNING	LAST 10	STRENGTH OF	OPP. STRENGTH	TEAM	ADJ.	CONF.	ADJ CONF.
Average RPI Loss:	145	RECORD	PCT. RANK	GAMES	SCHEDULE	OF SCHEDULE	RPI	RPI	RPI	RPI
DIV. I ONLY	2- 9	298	1- 0	156	270	285	285	16	16	
DIV. I NON-CONF.	2- 9	298	1- 0	156	270	285	285	16	16	
-----										
TOTALS	RPI 1-25	RPI 26-50	W-L RECORDS	RPI 51-100	RPI 101-150	RPI 150+				
2- 9	0- 0	0- 1	OVERALL	0- 2	0- 3	2- 3				
1- 3	0- 0	0- 0	HOME	0- 1	0- 1	1- 1				
0- 6	0- 0	0- 1	AWAY	0- 1	0- 2	0- 2				
1- 0	0- 0	0- 0	NEUTRAL	0- 0	0- 0	1- 0				
2- 9	0- 0	0- 1	NON-CONFERENCE	0- 2	0- 3	2- 3				
1- 3	0- 0	0- 0	HOME	0- 1	0- 1	1- 1				
0- 6	0- 0	0- 1	AWAY	0- 1	0- 2	0- 2				
1- 0	0- 0	0- 0	NEUTRAL	0- 0	0- 0	1- 0				
0- 0	0- 0	0- 0	CONFERENCE	0- 0	0- 0	0- 0				
0- 0	0- 0	0- 0	HOME	0- 0	0- 0	0- 0				
0- 0	0- 0	0- 0	AWAY	0- 0	0- 0	0- 0				
0- 0	0- 0	0- 0	NEUTRAL	0- 0	0- 0	0- 0				

RPI 1-25				RPI 26-50				RPI 51-100				RPI 101+ Team's RPI: 285			
RPI	S	Opponent	Score	RPI	S	Opponent	Score	RPI	S	Opponent	Score	RPI	S	Opponent	Score
				29	A	Villanova	68 81	80	H	St. John's (NY)	57 83	118	A	Penn	34 65
								91	A	Oregon St.	46 100	144	H	Drexel	43 58
												147	A	Harvard	43 88
												181	A	Towson	68 92
												220	H	Howard	54 57
												288	H	Norfolk St.	62 52
												298	A	Robert Morris	39 67
												332	N	Northern Ky.	74 56
LAST 12 Division I GAMES:															
332	N	Northern Ky.	74 56	118	A	Penn	34 65	91	A	Oregon St.	46 100	144	H	Drexel	43 58
80	H	St. John's (NY)	57 83	29	A	Villanova	68 81	181	A	Towson	68 92	147	A	Harvard	43 88
288	H	Norfolk St.	62 52	220	H	Howard	54 57								

Non-Div I Games:

La Salle

Average RPI Win:	290	WON-LOST	WINNING	LAST 10	STRENGTH OF	OPP. STRENGTH	TEAM	ADJ.	CONF.	ADJ CONF.
Average RPI Loss:	209	RECORD	PCT. RANK	GAMES	SCHEDULE	OF SCHEDULE	RPI	RPI	RPI	RPI
DIV. I ONLY	4- 5	190	0- 1	344	230	306	306	19	19	
DIV. I NON-CONF.	4- 5	190	0- 1	344	230	306	306	19	19	
-----										
TOTALS	RPI 1-25	RPI 26-50	W-L RECORDS	RPI 51-100	RPI 101-150	RPI 150+				
4- 5	0- 0	0- 0	OVERALL	0- 0	0- 0	4- 5				
2- 1	0- 0	0- 0	HOME	0- 0	0- 0	2- 1				
2- 4	0- 0	0- 0	AWAY	0- 0	0- 0	2- 4				
0- 0	0- 0	0- 0	NEUTRAL	0- 0	0- 0	0- 0				
4- 5	0- 0	0- 0	NON-CONFERENCE	0- 0	0- 0	4- 5				
2- 1	0- 0	0- 0	HOME	0- 0	0- 0	2- 1				
2- 4	0- 0	0- 0	AWAY	0- 0	0- 0	2- 4				
0- 0	0- 0	0- 0	NEUTRAL	0- 0	0- 0	0- 0				
0- 0	0- 0	0- 0	CONFERENCE	0- 0	0- 0	0- 0				
0- 0	0- 0	0- 0	HOME	0- 0	0- 0	0- 0				
0- 0	0- 0	0- 0	AWAY	0- 0	0- 0	0- 0				
0- 0	0- 0	0- 0	NEUTRAL	0- 0	0- 0	0- 0				

RPI 1-25				RPI 26-50				RPI 51-100				RPI 101+				Team's RPI: 306	
RPI	S	Opponent	Score	RPI	S	Opponent	Score	RPI	S	Opponent	Score	RPI	S	Opponent	Score		
												174	H	Ni chol l s St.	54	55	
												182	A	Southeastern La.	42	49	
												189	A	Texas Tech	42	86	
												204	A	SMU	38	49	
												215	A	New Orleans	57	44	
												270	H	Missi ssi ppi Val .	72	65	
												294	A	Houston Baptist	60	68	
												335	H	McNeese	69	60	
												338	A	Northwestern St.	63	55	
LAST 12 Division I GAMES:																	
294	A	Houston Baptist	60	68	338	A	Northwestern St.	63	55	215	A	New Orleans	57	44			
182	A	Southeastern La.	42	49	335	H	McNeese	69	60	189	A	Texas Tech	42	86			
174	H	Ni chol l s St.	54	55	204	A	SMU	38	49								
270	H	Missi ssi ppi Val .	72	65													

Non-Div I Games: LSU-Alexandria 93 62

La. -Monroe

Average RPI Win:	281	WON-LOST	WINNING	LAST 10	STRENGTH OF	OPP. STRENGTH	TEAM	ADJ.	CONF.	ADJ CONF.
Average RPI Loss:	278	RECORD	PCT. RANK	GAMES	SCHEDULE	OF SCHEDULE	RPI	RPI	RPI	RPI
DIV. I ONLY	5- 4	140	0- 1	349	223	318	318	23	23	
DIV. I NON-CONF.	5- 4	140	0- 1	349	223	318	318	23	23	
-----										
TOTALS	RPI 1-25	RPI 26-50	W-L RECORDS	RPI 51-100	RPI 101-150	RPI 150+				
5- 4	0- 0	0- 0	OVERALL	0- 0	0- 0	5- 4				
3- 1	0- 0	0- 0	HOME	0- 0	0- 0	3- 1				
2- 2	0- 0	0- 0	AWAY	0- 0	0- 0	2- 2				
0- 1	0- 0	0- 0	NEUTRAL	0- 0	0- 0	0- 1				
5- 4	0- 0	0- 0	NON-CONFERENCE	0- 0	0- 0	5- 4				
3- 1	0- 0	0- 0	HOME	0- 0	0- 0	3- 1				
2- 2	0- 0	0- 0	AWAY	0- 0	0- 0	2- 2				
0- 1	0- 0	0- 0	NEUTRAL	0- 0	0- 0	0- 1				
0- 0	0- 0	0- 0	CONFERENCE	0- 0	0- 0	0- 0				
0- 0	0- 0	0- 0	HOME	0- 0	0- 0	0- 0				
0- 0	0- 0	0- 0	AWAY	0- 0	0- 0	0- 0				
0- 0	0- 0	0- 0	NEUTRAL	0- 0	0- 0	0- 0				

RPI 1-25				RPI 26-50				RPI 51-100				RPI 101+ Team's RPI: 318			
RPI	S	Opponent	Score	RPI	S	Opponent	Score	RPI	S	Opponent	Score	RPI	S	Opponent	Score
												171	H	Monmouth	73 69
												216	N	Delaware	47 65
												247	H	Binghamton	59 50
												275	A	Fla. Atlantic	49 53
												281	H	Saint Peter's	60 62
												312	H	Albany (NY)	67 66
												331	A	Wagner	66 43
												339	A	Manhattan	49 60
												343	A	Fairleigh Dickinson	63 57
-----															
LAST 12 Division I GAMES:															
												171	H	Monmouth	73 69
												339	A	Manhattan	49 60
												247	H	Binghamton	59 50
												343	A	Fairleigh Dickinson	63 57
												312	H	Albany (NY)	67 66
												275	A	Fla. Atlantic	49 53
												281	H	Saint Peter's	60 62
												331	A	Wagner	66 43

Non-Div I Games:

Lafayette

Average RPI Win: 190 WON-LOST WINNING LAST 10 STRENGTH OF OPP. STRENGTH TEAM ADJ. CONF. ADJ CONF.  
Average RPI Loss: 87 RECORD PCT. RANK GAMES SCHEDULE OF SCHEDULE RPI RPI RPI RPI

DIV. I ONLY	2- 4	237	0- 0	7	311	42	42	24	24
DIV. I NON-CONF.	2- 4	237	0- 0	7	311	42	42	24	24
-----									
TOTALS	RPI 1-25	RPI 26-50	W-L RECORDS	RPI 51-100	RPI 101-150	RPI 150+			
2- 4	0- 1	1- 0	OVERALL	0- 2	0- 0	1- 1			
0- 0	0- 0	0- 0	HOME	0- 0	0- 0	0- 0			
2- 3	0- 1	1- 0	AWAY	0- 1	0- 0	1- 1			
0- 1	0- 0	0- 0	NEUTRAL	0- 1	0- 0	0- 0			
2- 4	0- 1	1- 0	NON-CONFERENCE	0- 2	0- 0	1- 1			
0- 0	0- 0	0- 0	HOME	0- 0	0- 0	0- 0			
2- 3	0- 1	1- 0	AWAY	0- 1	0- 0	1- 1			
0- 1	0- 0	0- 0	NEUTRAL	0- 1	0- 0	0- 0			
0- 0	0- 0	0- 0	CONFERENCE	0- 0	0- 0	0- 0			
0- 0	0- 0	0- 0	HOME	0- 0	0- 0	0- 0			
0- 0	0- 0	0- 0	AWAY	0- 0	0- 0	0- 0			
0- 0	0- 0	0- 0	NEUTRAL	0- 0	0- 0	0- 0			

RPI 1-25				RPI 26-50				Team's RPI: 42				RPI 51-100				RPI 101+			
RPI	S	Opponent	Score	RPI	S	Opponent	Score					RPI	S	Opponent	Score	RPI	S	Opponent	Score
17	A	Mississippi St.	53 104	38	A	Texas A&M	74 68					75	N	Ohio	62 87	169	A	Denver	110 117
												87	A	Kansas St.	55 73	341	A	Louisiana	79 77
LAST 12 Division I GAMES:																			
17	A	Mississippi St.	53 104	87	A	Kansas St.	55 73					38	A	Texas A&M	74 68				
341	A	Louisiana	79 77	75	N	Ohio	62 87					169	A	Denver	110 117				

Non-Div I Games: LeTourneau 104 27 Louisiana Col. 94 43 McMurry 100 37 Howard Payne 93 37 Lamar University

Average RPI Win: 236  
 Average RPI Loss: 41  
 WON-LOST RECORD  
 WINNING PCT. RANK  
 LAST 10 GAMES  
 STRENGTH OF SCHEDULE  
 OPP. STRENGTH OF SCHEDULE  
 TEAM RPI  
 ADJ. RPI  
 CONF. RPI  
 ADJ CONF. RPI

DIV. I ONLY	6- 2	69	0- 1	185	169	130	130	23	23
DIV. I NON-CONF.	6- 2	69	0- 1	185	169	130	130	23	23
TOTALS	RPI 1-25	RPI 26-50	W-L RECORDS	RPI 51-100	RPI 101-150	RPI 150+			
6- 2	0- 0	0- 1	OVERALL	0- 1	0- 0	6- 0			
4- 2	0- 0	0- 1	HOME	0- 1	0- 0	4- 0			
2- 0	0- 0	0- 0	AWAY	0- 0	0- 0	2- 0			
0- 0	0- 0	0- 0	NEUTRAL	0- 0	0- 0	0- 0			
6- 2	0- 0	0- 1	NON-CONFERENCE	0- 1	0- 0	6- 0			
4- 2	0- 0	0- 1	HOME	0- 1	0- 0	4- 0			
2- 0	0- 0	0- 0	AWAY	0- 0	0- 0	2- 0			
0- 0	0- 0	0- 0	NEUTRAL	0- 0	0- 0	0- 0			
0- 0	0- 0	0- 0	CONFERENCE	0- 0	0- 0	0- 0			
0- 0	0- 0	0- 0	HOME	0- 0	0- 0	0- 0			
0- 0	0- 0	0- 0	AWAY	0- 0	0- 0	0- 0			
0- 0	0- 0	0- 0	NEUTRAL	0- 0	0- 0	0- 0			

RPI S Opponent	RPI S Opponent	RPI S Opponent	RPI S Opponent	Team's RPI: 130
RPI 1-25	RPI 26-50	RPI 51-100	RPI 101+	
29 H Villanova 48 70	52 H Charlotte 60 62	171 H Monmouth 63 48	198 H Sacred Heart 70 66	
		247 A Binghamton 65 55	250 A Central Conn. St. 88 62	
		264 H Cornell 67 54	288 H Norfolk St. 62 41	
LAST 12 Division I GAMES:				
52 H Charlotte 60 62	247 A Binghamton 65 55	29 H Villanova 48 70	171 H Monmouth 63 48	
198 H Sacred Heart 70 66	250 A Central Conn. St. 88 62			
264 H Cornell 67 54				
288 H Norfolk St. 62 41				

Non-Div I Games: Kutztown 73 39

Lehigh

Average RPI Win: **264**  
 Average RPI Loss: **170**

WON-LOST  
RECORD

WINNING  
PCT. RANK

LAST 10  
GAMES

STRENGTH OF  
SCHEDULE

OPP. STRENGTH  
OF SCHEDULE

TEAM  
RPI

ADJ.  
RPI

CONF.  
RPI

ADJ CONF.  
RPI

DIV. I ONLY	2- 8	283	0- 1	260	214	307	307	26	26
DIV. I NON-CONF.	2- 8	283	0- 1	260	214	307	307	26	26
<hr/>									
TOTALS	RPI 1-25	RPI 26-50	W-L RECORDS	RPI 51-100	RPI 101-150	RPI 150+			
2- 8	0- 0	0- 1	OVERALL	0- 1	0- 2	2- 4			
1- 2	0- 0	0- 1	HOME	0- 0	0- 1	1- 0			
1- 4	0- 0	0- 0	AWAY	0- 0	0- 1	1- 3			
0- 2	0- 0	0- 0	NEUTRAL	0- 1	0- 0	0- 1			
2- 8	0- 0	0- 1	NON-CONFERENCE	0- 1	0- 2	2- 4			
1- 2	0- 0	0- 1	HOME	0- 0	0- 1	1- 0			
1- 4	0- 0	0- 0	AWAY	0- 0	0- 1	1- 3			
0- 2	0- 0	0- 0	NEUTRAL	0- 1	0- 0	0- 1			
0- 0	0- 0	0- 0	CONFERENCE	0- 0	0- 0	0- 0			
0- 0	0- 0	0- 0	HOME	0- 0	0- 0	0- 0			
0- 0	0- 0	0- 0	AWAY	0- 0	0- 0	0- 0			
0- 0	0- 0	0- 0	NEUTRAL	0- 0	0- 0	0- 0			

RPI	S	Opponent	Score	RPI	S	Opponent	Score	RPI	S	Opponent	Score	RPI	S	Opponent	Score
				31	H	Virginia Tech	61 <b>72</b>								
								52	N	Charlotte	61 <b>63</b>				
												121	H	James Madison	53 <b>74</b>
												135	A	Chattanooga	60 <b>75</b>
												188	A	East Carolina	63 <b>66</b>
												217	A	Bethune-Cookman	76 <b>81</b>
												238	H	Saint Francis (PA)	82 53
												288	N	Norfolk St.	53 <b>66</b>
												289	A	ETSU	89 86
												327	A	UNC Greensboro	45 <b>48</b>
<hr/>															
LAST 12 Division I GAMES:															
				188	A	East Carolina	63 <b>66</b>					288	N	Norfolk St.	53 <b>66</b>
				289	A	ETSU	89 86					327	A	UNC Greensboro	45 <b>48</b>
				121	H	James Madison	53 <b>74</b>					31	H	Virginia Tech	61 <b>72</b>
				52	N	Charlotte	61 <b>63</b>					217	A	Bethune-Cookman	76 <b>81</b>
				135	A	Chattanooga	60 <b>75</b>								
				238	H	Saint Francis (PA)	82 53								

Non-Div I Games:

Liberty

Average RPI Win:	278	WON-LOST	WINNING	LAST 10	STRENGTH OF	OPP. STRENGTH	TEAM	ADJ.	CONF.	ADJ CONF.
Average RPI Loss:	183	RECORD	PCT. RANK	GAMES	SCHEDULE	OF SCHEDULE	RPI	RPI	RPI	RPI
DIV. I ONLY	2- 9	298	0- 1	284	235	323	323	26	26	
DIV. I NON-CONF.	2- 9	298	0- 1	284	235	323	323	26	26	
-----										
TOTALS	RPI 1-25	RPI 26-50	W-L RECORDS	RPI 51-100	RPI 101-150	RPI 150+				
2- 9	0- 0	0- 0	OVERALL	0- 3	0- 1	2- 5				
1- 3	0- 0	0- 0	HOME	0- 1	0- 0	1- 2				
1- 6	0- 0	0- 0	AWAY	0- 2	0- 1	1- 3				
0- 0	0- 0	0- 0	NEUTRAL	0- 0	0- 0	0- 0				
2- 9	0- 0	0- 0	NON-CONFERENCE	0- 3	0- 1	2- 5				
1- 3	0- 0	0- 0	HOME	0- 1	0- 0	1- 2				
1- 6	0- 0	0- 0	AWAY	0- 2	0- 1	1- 3				
0- 0	0- 0	0- 0	NEUTRAL	0- 0	0- 0	0- 0				
0- 0	0- 0	0- 0	CONFERENCE	0- 0	0- 0	0- 0				
0- 0	0- 0	0- 0	HOME	0- 0	0- 0	0- 0				
0- 0	0- 0	0- 0	AWAY	0- 0	0- 0	0- 0				
0- 0	0- 0	0- 0	NEUTRAL	0- 0	0- 0	0- 0				

RPI 1-25				RPI 26-50				RPI 51-100				RPI 101+ Team's RPI: 323			
RPI	S	Opponent	Score	RPI	S	Opponent	Score	RPI	S	Opponent	Score	RPI	S	Opponent	Score
								51	A	Belmont	43 83	141	A	Georgia	45 77
								54	H	UT Martin	53 62	154	A	Cincinnati	55 71
								100	A	Clemson	26 68	194	H	Jacksonville St.	46 58
												263	A	Alabama A&M	62 58
												292	H	Tennessee St.	64 62
												299	A	Murray St.	61 97
												305	H	Col. of Charleston	63 65
												347	A	Austin Peay	58 70
LAST 12 Division I GAMES:															
347	A	Austin Peay	58 70	141	A	Georgia	45 77	305	H	Col. of Charleston	63 65				
154	A	Cincinnati	55 71	54	H	UT Martin	53 62	51	A	Belmont	43 83				
299	A	Murray St.	61 97	292	H	Tennessee St.	64 62								
194	H	Jacksonville St.	46 58												
263	A	Alabama A&M	62 58												
100	A	Clemson	26 68												

Non-Div I Games:

Lipscomb



Average RPI	Win: 168	WON-LOST	WINNING	LAST 10	STRENGTH OF	OPP. STRENGTH	TEAM	ADJ.	CONF.	ADJ CONF.
Average RPI	Loss: 89	RECORD	PCT. RANK	GAMES	SCHEDULE	OF SCHEDULE	RPI	RPI	RPI	RPI
DIV. I ONLY	3- 6	237	1- 0	43	117	158	158	19	19	
DIV. I NON-CONF.	3- 6	237	1- 0	43	117	158	158	19	19	
-----										
TOTALS	RPI 1-25	RPI 26-50	W-L RECORDS	RPI 51-100	RPI 101-150	RPI 150+				
3- 6	0- 1	0- 1	OVERALL	1- 2	0- 1	2- 1				
1- 5	0- 1	0- 1	HOME	0- 1	0- 1	1- 1				
2- 1	0- 0	0- 0	AWAY	1- 1	0- 0	1- 0				
0- 0	0- 0	0- 0	NEUTRAL	0- 0	0- 0	0- 0				
3- 6	0- 1	0- 1	NON-CONFERENCE	1- 2	0- 1	2- 1				
1- 5	0- 1	0- 1	HOME	0- 1	0- 1	1- 1				
2- 1	0- 0	0- 0	AWAY	1- 1	0- 0	1- 0				
0- 0	0- 0	0- 0	NEUTRAL	0- 0	0- 0	0- 0				
0- 0	0- 0	0- 0	CONFERENCE	0- 0	0- 0	0- 0				
0- 0	0- 0	0- 0	HOME	0- 0	0- 0	0- 0				
0- 0	0- 0	0- 0	AWAY	0- 0	0- 0	0- 0				
0- 0	0- 0	0- 0	NEUTRAL	0- 0	0- 0	0- 0				

RPI 1-25				RPI 26-50				RPI 51-100				RPI 101+ Team's RPI: 158			
RPI	S	Opponent	Score	RPI	S	Opponent	Score	RPI	S	Opponent	Score	RPI	S	Opponent	Score
17	H	Mississippi St.	63 98	38	H	Texas A&M	40 61	73	A	Louisiana Tech	69 58	129	H	Rice	65 79
								85	A	LSU	45 60	155	A	Tulsa	63 53
								87	H	Kansas St.	47 53	177	H	Western Ky.	56 68
												275	H	Fla. Atlantic	61 38
LAST 12 Division I GAMES:															
				38	H	Texas A&M	40 61	155	A	Tulsa	63 53				
				129	H	Rice	65 79	87	H	Kansas St.	47 53				
				275	H	Fla. Atlantic	61 38	177	H	Western Ky.	56 68				
				73	A	Louisiana Tech	69 58	17	H	Mississippi St.	63 98				
								85	A	LSU	45 60				

Non-Div I Games:

Little Rock

Average RPI Win: 254  
Average RPI Loss: 119

WON-LOST  
RECORD

WINNING  
PCT. RANK

LAST 10  
GAMES

STRENGTH OF  
SCHEDULE

OPP. STRENGTH  
OF SCHEDULE

TEAM  
RPI

ADJ.  
RPI

CONF.  
RPI

ADJ CONF.  
RPI

DIV. I ONLY	2- 10	302	1- 0	98	193	277	277	20	20
DIV. I NON-CONF.	2- 10	302	1- 0	98	193	277	277	20	20
<hr/>									
TOTALS	RPI 1-25	RPI 26-50	W-L RECORDS	RPI 51-100	RPI 101-150	RPI 150+			
2- 10	0- 1	0- 0	OVERALL	0- 4	0- 2	2- 3			
2- 6	0- 0	0- 0	HOME	0- 2	0- 1	2- 3			
0- 4	0- 1	0- 0	AWAY	0- 2	0- 1	0- 0			
0- 0	0- 0	0- 0	NEUTRAL	0- 0	0- 0	0- 0			
2- 10	0- 1	0- 0	NON-CONFERENCE	0- 4	0- 2	2- 3			
2- 6	0- 0	0- 0	HOME	0- 2	0- 1	2- 3			
0- 4	0- 1	0- 0	AWAY	0- 2	0- 1	0- 0			
0- 0	0- 0	0- 0	NEUTRAL	0- 0	0- 0	0- 0			
0- 0	0- 0	0- 0	CONFERENCE	0- 0	0- 0	0- 0			
0- 0	0- 0	0- 0	HOME	0- 0	0- 0	0- 0			
0- 0	0- 0	0- 0	AWAY	0- 0	0- 0	0- 0			
0- 0	0- 0	0- 0	NEUTRAL	0- 0	0- 0	0- 0			

RPI 1-25				RPI 26-50				RPI 51-100				RPI 101+ Team's RPI: 277			
RPI	S	Opponent	Score	RPI	S	Opponent	Score	RPI	S	Opponent	Score	RPI	S	Opponent	Score
4	A	Oregon	48 110					56	H	Southern Cal i forni a	50 86	104	H	Ari zona	43 70
								83	H	UNI	64 71	120	A	Montana St.	62 85
								86	A	Loyol a Marymount	62 71	163	H	Idaho	70 63
								94	A	Utah	59 82	172	H	San Di ego	56 60
												207	H	Nevada	67 76
												259	H	Cal i forni a Bapti st	83 85
												345	H	Grand Canyon	57 50
LAST 12 Di vi si on I GAMES:															
345	H	Grand Canyon	57 50	104	H	Ari zona	43 70								
86	A	Loyol a Marymount	62 71	172	H	San Di ego	56 60								
207	H	Nevada	67 76	4	A	Oregon	48 110								
94	A	Utah	59 82	120	A	Montana St.	62 85								
56	H	Southern Cal i forni a	50 86	163	H	Idaho	70 63								
259	H	Cal i forni a Bapti st	83 85	83	H	UNI	64 71								

Non-Di v I Games:

Long Beach St.

Longwood

Longwood

Longwood

Average RPI Win:	330	WON-LOST	WINNING	LAST 10	STRENGTH OF	OPP. STRENGTH	TEAM	ADJ.	CONF.	ADJ CONF.
Average RPI Loss:	195	RECORD	PCT. RANK	GAMES	SCHEDULE	OF SCHEDULE	RPI	RPI	RPI	RPI
DIV. I ONLY	2- 6	269	0- 1	341	197	341	341	19	19	
DIV. I NON-CONF.	2- 6	269	0- 1	341	197	341	341	19	19	
-----										
TOTALS	RPI 1-25	RPI 26-50	W-L RECORDS	RPI 51-100	RPI 101-150	RPI 150+				
2- 6	0- 0	0- 2	OVERALL	0- 0	0- 0	2- 4				
1- 2	0- 0	0- 1	HOME	0- 0	0- 0	1- 1				
1- 3	0- 0	0- 1	AWAY	0- 0	0- 0	1- 2				
0- 1	0- 0	0- 0	NEUTRAL	0- 0	0- 0	0- 1				
2- 6	0- 0	0- 2	NON-CONFERENCE	0- 0	0- 0	2- 4				
1- 2	0- 0	0- 1	HOME	0- 0	0- 0	1- 1				
1- 3	0- 0	0- 1	AWAY	0- 0	0- 0	1- 2				
0- 1	0- 0	0- 0	NEUTRAL	0- 0	0- 0	0- 1				
0- 0	0- 0	0- 0	CONFERENCE	0- 0	0- 0	0- 0				
0- 0	0- 0	0- 0	HOME	0- 0	0- 0	0- 0				
0- 0	0- 0	0- 0	AWAY	0- 0	0- 0	0- 0				
0- 0	0- 0	0- 0	NEUTRAL	0- 0	0- 0	0- 0				

RPI	S	Opponent	Score	RPI	S	Opponent	Score	RPI	S	Opponent	Score	RPI	S	Opponent	Score
34	A	Auburn	59 71	42	H	Lamar University	77 79	196	H	Sam Houston St.	62 68	240	A	Ole Miss	57 79
								322	N	A&M-Corpus Christi	63 64	325	H	Jackson St.	68 61
								334	A	UTRGV	60 75	335	A	McNeese	70 59
-----															
LAST 12 Division I GAMES:															
240	A	Ole Miss	57 79	335	A	McNeese	70 59								
196	H	Sam Houston St.	62 68	42	H	Lamar University	77 79								
334	A	UTRGV	60 75												
322	N	A&M-Corpus Christi	63 64												
34	A	Auburn	59 71												
325	H	Jackson St.	68 61												

Non-Div I Games: Dillard 69 72

Louisiana

Average RPI Win: 179      WON-LOST      WINNING      LAST 10  
Average RPI Loss: 139      RECORD      PCT. RANK      GAMES      STRENGTH OF      OPP. STRENGTH      TEAM      ADJ.      CONF.      ADJ CONF.  
SCHEDULE      OF SCHEDULE      RPI      RPI      RPI      RPI

DIV. I ONLY	6- 3	96	1- 0	131	96	73	73	17	17
DIV. I NON-CONF.	6- 3	96	1- 0	131	96	73	73	17	17
-----									
TOTALS	RPI 1-25	RPI 26-50	W-L RECORDS	RPI 51-100	RPI 101-150	RPI 150+			
6- 3	0- 1	0- 0	OVERALL	0- 0	2- 0	4- 2			
3- 1	0- 0	0- 0	HOME	0- 0	1- 0	2- 1			
2- 2	0- 1	0- 0	AWAY	0- 0	0- 0	2- 1			
1- 0	0- 0	0- 0	NEUTRAL	0- 0	1- 0	0- 0			
6- 3	0- 1	0- 0	NON-CONFERENCE	0- 0	2- 0	4- 2			
3- 1	0- 0	0- 0	HOME	0- 0	1- 0	2- 1			
2- 2	0- 1	0- 0	AWAY	0- 0	0- 0	2- 1			
1- 0	0- 0	0- 0	NEUTRAL	0- 0	1- 0	0- 0			
0- 0	0- 0	0- 0	CONFERENCE	0- 0	0- 0	0- 0			
0- 0	0- 0	0- 0	HOME	0- 0	0- 0	0- 0			
0- 0	0- 0	0- 0	AWAY	0- 0	0- 0	0- 0			
0- 0	0- 0	0- 0	NEUTRAL	0- 0	0- 0	0- 0			

RPI 1-25				RPI 26-50				RPI 51-100				Team's RPI: 73				RPI 101+			
RPI	S	Opponent	Score	RPI	S	Opponent	Score	RPI	S	Opponent	Score	RPI	S	Opponent	Score	RPI	S	Opponent	Score
24	A	Arizona St.	44 80													106	N	Alabama	79 62
																128	H	Houston	100 88
																158	H	Little Rock	58 69
																168	A	Arkansas St.	80 70
																182	H	Southeastern La.	72 53
																236	A	Wichita St.	56 70
																240	H	Ole Miss	80 71
																251	A	Memphis	66 50
LAST 12 Division I GAMES:																			
236	A	Wichita St.	56 70	106	N	Alabama	79 62												
168	A	Arkansas St.	80 70	240	H	Ole Miss	80 71												
251	A	Memphis	66 50	182	H	Southeastern La.	72 53												
128	H	Houston	100 88	24	A	Arizona St.	44 80												
158	H	Little Rock	58 69																

Non-Div I Games: LSU-Alexandria 112 70

Louisiana Tech

Average RPI Win: 135 WON-LOST RECORD WINNING PCT. RANK LAST 10 GAMES STRENGTH OF SCHEDULE OPP. STRENGTH OF SCHEDULE TEAM RPI ADJ. RPI CONF. RPI ADJ. CONF. RPI

DIV. I ONLY	11- 0	1	1- 0	105	56	11	11	1	1
DIV. I NON-CONF.	11- 0	1	1- 0	105	56	11	11	1	1
TOTALS	RPI 1-25	RPI 26-50	W-L RECORDS	RPI 51-100	RPI 101-150	RPI 150+			
11- 0	2- 0	0- 0	OVERALL	2- 0	4- 0	3- 0			
6- 0	1- 0	0- 0	HOME	1- 0	2- 0	2- 0			
3- 0	0- 0	0- 0	AWAY	1- 0	1- 0	1- 0			
2- 0	1- 0	0- 0	NEUTRAL	0- 0	1- 0	0- 0			
11- 0	2- 0	0- 0	NON-CONFERENCE	2- 0	4- 0	3- 0			
6- 0	1- 0	0- 0	HOME	1- 0	2- 0	2- 0			
3- 0	0- 0	0- 0	AWAY	1- 0	1- 0	1- 0			
2- 0	1- 0	0- 0	NEUTRAL	0- 0	1- 0	0- 0			
0- 0	0- 0	0- 0	CONFERENCE	0- 0	0- 0	0- 0			
0- 0	0- 0	0- 0	HOME	0- 0	0- 0	0- 0			
0- 0	0- 0	0- 0	AWAY	0- 0	0- 0	0- 0			
0- 0	0- 0	0- 0	NEUTRAL	0- 0	0- 0	0- 0			

RPI 1-25				Team's RPI: 11				RPI 26-50				RPI 51-100				RPI 101+			
RPI	S	Opponent	Score	RPI	S	Opponent	Score	RPI	S	Opponent	Score	RPI	S	Opponent	Score	RPI	S	Opponent	Score
16	H	Kentucky	80 75					54	H	UT Martin	102 62	114	N	Hartford	86 69				
24	N	Arizona St.	58 56					82	A	Boise St.	74 55	124	H	Nebraska	85 68				
												134	H	Miami (OH)	95 73				
												135	A	Chattanooga	75 49				
												177	A	Western Ky.	102 80				
												292	H	Tennessee St.	107 52				
												332	H	Northern Ky.	92 59				
LAST 12 Division I GAMES:																			
332	H	Northern Ky.	92 59	16	H	Kentucky	80 75	54	H	UT Martin	102 62	292	H	Tennessee St.	107 52				
24	N	Arizona St.	58 56									124	H	Nebraska	85 68				
82	A	Boise St.	74 55									134	H	Miami (OH)	95 73				
135	A	Chattanooga	75 49									114	N	Hartford	86 69				
177	A	Western Ky.	102 80																

Non-Div I Games:

Louisville

Average RPI	Win: 281	WON-LOST	WINNING	LAST 10	STRENGTH OF	OPP. STRENGTH	TEAM	ADJ.	CONF.	ADJ CONF.
Average RPI	Loss: 143	RECORD	PCT. RANK	GAMES	SCHEDULE	OF SCHEDULE	RPI	RPI	RPI	RPI
DIV. I ONLY	6- 4	121	0- 1	324	187	235	235	14	14	
DIV. I NON-CONF.	6- 4	121	0- 1	324	187	235	235	14	14	
-----										
TOTALS	RPI 1-25	RPI 26-50	W-L RECORDS	RPI 51-100	RPI 101-150	RPI 150+				
6- 4	0- 0	0- 0	OVERALL	0- 0	0- 2	6- 2				
4- 1	0- 0	0- 0	HOME	0- 0	0- 0	4- 1				
2- 3	0- 0	0- 0	AWAY	0- 0	0- 2	2- 1				
0- 0	0- 0	0- 0	NEUTRAL	0- 0	0- 0	0- 0				
6- 4	0- 0	0- 0	NON-CONFERENCE	0- 0	0- 2	6- 2				
4- 1	0- 0	0- 0	HOME	0- 0	0- 0	4- 1				
2- 3	0- 0	0- 0	AWAY	0- 0	0- 2	2- 1				
0- 0	0- 0	0- 0	NEUTRAL	0- 0	0- 0	0- 0				
0- 0	0- 0	0- 0	CONFERENCE	0- 0	0- 0	0- 0				
0- 0	0- 0	0- 0	HOME	0- 0	0- 0	0- 0				
0- 0	0- 0	0- 0	AWAY	0- 0	0- 0	0- 0				
0- 0	0- 0	0- 0	NEUTRAL	0- 0	0- 0	0- 0				

RPI 1-25				RPI 26-50				RPI 51-100				RPI 101+ Team's RPI: 235			
RPI	S	Opponent	Score	RPI	S	Opponent	Score	RPI	S	Opponent	Score	RPI	S	Opponent	Score
												112	A	Purdue	41 65
												123	A	Youngstown St.	63 74
												165	A	Bowl ing Green	74 88
												173	H	UMKC	74 88
												208	H	SI UE	56 43
												233	A	UIC	75 60
												290	H	Detroit Mercy	52 43
												291	A	Western Mi ch.	64 53
												329	H	Chi cago St.	76 40
												336	H	Purdue Fort Wayne	81 67
LAST 12 Di vi si on I GAMES:															
173	H	UMKC	74 88	208	H	SI UE	56 43	291	A	Western Mi ch.	64 53				
112	A	Purdue	41 65	336	H	Purdue Fort Wayne	81 67	329	H	Chi cago St.	76 40				
290	H	Detroit Mercy	52 43	165	A	Bowl ing Green	74 88	233	A	UIC	75 60				
123	A	Youngstown St.	63 74												

Non-Di v I Games:

Loyol a Chi cago

Average RPI	Win:	0	WON-LOST	WINNING	LAST 10	STRENGTH OF	OPP. STRENGTH	TEAM	ADJ.	CONF.	ADJ CONF.
Average RPI	Loss:	186	RECORD	PCT. RANK	GAMES	SCHEDULE	OF SCHEDULE	RPI	RPI	RPI	RPI
DIV. I ONLY		0- 10		332	0- 1	126	321	324	324	23	23
DIV. I NON-CONF.		0- 10		332	0- 1	126	321	324	324	23	23
-----											
TOTALS	RPI 1-25		RPI 26-50		W-L RECORDS	RPI 51-100		RPI 101-150		RPI 150+	
0- 10	0- 0		0- 1		OVERALL	0- 0		0- 2		0- 7	
0- 3	0- 0		0- 0		HOME	0- 0		0- 1		0- 2	
0- 6	0- 0		0- 1		AWAY	0- 0		0- 0		0- 5	
0- 1	0- 0		0- 0		NEUTRAL	0- 0		0- 1		0- 0	
0- 10	0- 0		0- 1		NON-CONFERENCE	0- 0		0- 2		0- 7	
0- 3	0- 0		0- 0		HOME	0- 0		0- 1		0- 2	
0- 6	0- 0		0- 1		AWAY	0- 0		0- 0		0- 5	
0- 1	0- 0		0- 0		NEUTRAL	0- 0		0- 1		0- 0	
0- 0	0- 0		0- 0		CONFERENCE	0- 0		0- 0		0- 0	
0- 0	0- 0		0- 0		HOME	0- 0		0- 0		0- 0	
0- 0	0- 0		0- 0		AWAY	0- 0		0- 0		0- 0	
0- 0	0- 0		0- 0		NEUTRAL	0- 0		0- 0		0- 0	

RPI 1-25				RPI 26-50				RPI 51-100				RPI 101+ Team's RPI: 324			
RPI	S	Opponent	Score	RPI	S	Opponent	Score	RPI	S	Opponent	Score	RPI	S	Opponent	Score
				44	A	Maryland	48 83					117	N	Boston College	47 73
												133	H	Mt. St. Mary's	67 77
												160	A	George Mason	38 70
												176	H	William & Mary	49 65
												180	A	Georgetown	30 45
												181	A	Towson	57 62
												261	A	Dartmouth	41 54
												301	A	Saint Joseph's	46 49
												302	H	St. Francis Brooklyn	70 75
-----															
LAST 12 Division I GAMES:															
301	A	Saint Joseph's	46 49	133	H	Mt. St. Mary's	67 77								
44	A	Maryland	48 83	117	N	Boston College	47 73								
302	H	St. Francis Brooklyn	70 75	176	H	William & Mary	49 65								
181	A	Towson	57 62	180	A	Georgetown	30 45								
				261	A	Dartmouth	41 54								
				160	A	George Mason	38 70								

Non-Div I Games:

Loyola Maryland



Average RPI	Win:	179	WON-LOST	WINNING	LAST 10	STRENGTH OF	OPP. STRENGTH	TEAM	ADJ.	CONF.	ADJ CONF.
Average RPI	Loss:	105	RECORD	PCT. RANK	GAMES	SCHEDULE	OF SCHEDULE	RPI	RPI	RPI	RPI
DIV. I ONLY		7- 3		84	1- 0	125	124	86	86	7	7
DIV. I NON-CONF.		7- 3		84	1- 0	125	124	86	86	7	7
-----											
TOTALS	RPI 1-25		RPI 26-50		W-L RECORDS	RPI 51-100		RPI 101-150		RPI 150+	
7- 3	0- 1		1- 0		OVERALL	1- 0		2- 1		3- 1	
4- 2	0- 1		1- 0		HOME	1- 0		0- 1		2- 0	
3- 1	0- 0		0- 0		AWAY	0- 0		2- 0		1- 1	
0- 0	0- 0		0- 0		NEUTRAL	0- 0		0- 0		0- 0	
7- 3	0- 1		1- 0		NON-CONFERENCE	1- 0		2- 1		3- 1	
4- 2	0- 1		1- 0		HOME	1- 0		0- 1		2- 0	
3- 1	0- 0		0- 0		AWAY	0- 0		2- 0		1- 1	
0- 0	0- 0		0- 0		NEUTRAL	0- 0		0- 0		0- 0	
0- 0	0- 0		0- 0		CONFERENCE	0- 0		0- 0		0- 0	
0- 0	0- 0		0- 0		HOME	0- 0		0- 0		0- 0	
0- 0	0- 0		0- 0		AWAY	0- 0		0- 0		0- 0	
0- 0	0- 0		0- 0		NEUTRAL	0- 0		0- 0		0- 0	

RPI 1-25				RPI 26-50				RPI 51-100				RPI 101+			
RPI	S	Opponent	Score	RPI	S	Opponent	Score	RPI	S	Opponent	Score	RPI	S	Opponent	Score
8	H	Indiana	43 67	29	H	UCLA	69 63	96	H	UC Davis	60 53	104	A	Arizona	66 64
												137	H	Northern Ariz.	62 63
												139	A	CSUN	72 53
												169	A	Denver	75 104
												277	H	Long Beach St.	71 62
												298	H	Robert Morris	61 53
												309	A	UC Santa Barbara	70 57
-----															
Team's RPI: 86															
LAST 12 Division I GAMES:															
298	H	Robert Morris	61 53	137	H	Northern Ariz.	62 63	309	A	UC Santa Barbara	70 57				
8	H	Indiana	43 67					104	A	Arizona	66 64				
277	H	Long Beach St.	71 62					29	H	UCLA	69 63				
139	A	CSUN	72 53												
169	A	Denver	75 104												
96	H	UC Davis	60 53												

Non-Div I Games:

Loyola Marymount

Average RPI	Win:	171	WON-LOST	WINNING	LAST 10	STRENGTH OF	OPP. STRENGTH	TEAM	ADJ.	CONF.	ADJ CONF.
Average RPI	Loss:	24	RECORD	PCT. RANK	GAMES	SCHEDULE	OF SCHEDULE	RPI	RPI	RPI	RPI
DIV. I ONLY		7- 3		84	0- 1	82	65	37	37	22	22
DIV. I NON-CONF.		7- 3		84	0- 1	82	65	37	37	22	22
-----											
TOTALS	RPI 1-25		RPI 26-50		W-L RECORDS	RPI 51-100		RPI 101-150		RPI 150+	
7- 3	0- 1		2- 2		OVERALL	0- 0		2- 0		3- 0	
2- 1	0- 0		1- 1		HOME	0- 0		0- 0		1- 0	
3- 2	0- 1		1- 1		AWAY	0- 0		1- 0		1- 0	
2- 0	0- 0		0- 0		NEUTRAL	0- 0		1- 0		1- 0	
7- 3	0- 1		2- 2		NON-CONFERENCE	0- 0		2- 0		3- 0	
2- 1	0- 0		1- 1		HOME	0- 0		0- 0		1- 0	
3- 2	0- 1		1- 1		AWAY	0- 0		1- 0		1- 0	
2- 0	0- 0		0- 0		NEUTRAL	0- 0		1- 0		1- 0	
0- 0	0- 0		0- 0		CONFERENCE	0- 0		0- 0		0- 0	
0- 0	0- 0		0- 0		HOME	0- 0		0- 0		0- 0	
0- 0	0- 0		0- 0		AWAY	0- 0		0- 0		0- 0	
0- 0	0- 0		0- 0		NEUTRAL	0- 0		0- 0		0- 0	

RPI 1-25				RPI 26-50				Team's RPI: 37				RPI 51-100				RPI 101+			
RPI	S	Opponent	Score	RPI	S	Opponent	Score	RPI	S	Opponent	Score	RPI	S	Opponent	Score	RPI	S	Opponent	Score
3	A	NC State	46 84	28	A	Green Bay	39 70									118	N	Penn	47 46
				33	A	North Carolina	85 73									147	A	Harvard	67 60
				41	H	Duke	63 66									242	H	Brown	102 96
				46	H	Toledo	73 59									279	A	Bryant	74 57
																333	N	N. C. A&T	58 52
LAST 12 Division I GAMES:																			
147	A	Harvard	67 60	3	A	NC State	46 84												
33	A	North Carolina	85 73	242	H	Brown	102 96												
118	N	Penn	47 46	279	A	Bryant	74 57												
333	N	N. C. A&T	58 52	46	H	Toledo	73 59												
28	A	Green Bay	39 70																
41	H	Duke	63 66																

Non-Div I Games:

Maine

Average RPI Win:	334	WON-LOST	WINNING	LAST 10	STRENGTH OF	OPP. STRENGTH	TEAM	ADJ.	CONF.	ADJ CONF.
Average RPI Loss:	203	RECORD	PCT. RANK	GAMES	SCHEDULE	OF SCHEDULE	RPI	RPI	RPI	RPI
DIV. I ONLY	2- 9	298	0- 1	250	339	339	339	27	27	
DIV. I NON-CONF.	2- 9	298	0- 1	250	339	339	339	27	27	
-----										
TOTALS	RPI 1-25	RPI 26-50	W-L RECORDS	RPI 51-100	RPI 101-150	RPI 150+				
2- 9	0- 0	0- 0	OVERALL	0- 0	0- 3	2- 6				
2- 5	0- 0	0- 0	HOME	0- 0	0- 3	2- 2				
0- 4	0- 0	0- 0	AWAY	0- 0	0- 0	0- 4				
0- 0	0- 0	0- 0	NEUTRAL	0- 0	0- 0	0- 0				
2- 9	0- 0	0- 0	NON-CONFERENCE	0- 0	0- 3	2- 6				
2- 5	0- 0	0- 0	HOME	0- 0	0- 3	2- 2				
0- 4	0- 0	0- 0	AWAY	0- 0	0- 0	0- 4				
0- 0	0- 0	0- 0	NEUTRAL	0- 0	0- 0	0- 0				
0- 0	0- 0	0- 0	CONFERENCE	0- 0	0- 0	0- 0				
0- 0	0- 0	0- 0	HOME	0- 0	0- 0	0- 0				
0- 0	0- 0	0- 0	AWAY	0- 0	0- 0	0- 0				
0- 0	0- 0	0- 0	NEUTRAL	0- 0	0- 0	0- 0				

RPI 1-25				RPI 26-50				RPI 51-100				RPI 101+				Team's RPI: 339	
RPI	S	Opponent	Score	RPI	S	Opponent	Score	RPI	S	Opponent	Score	RPI	S	Opponent	Score		
												105	H	Wright St.	44	60	
												107	H	Stony Brook	48	79	
												144	H	Drexel	39	53	
												159	A	Fordham	61	65	
												198	H	Sacred Heart	46	74	
												212	A	Holy Cross	53	61	
												290	H	Detroit Mercy	56	58	
												302	A	St. Francis Brooklyn	65	73	
												312	A	Albany (NY)	54	60	
												318	H	Lafayette	60	49	
												350	H	LIU Brooklyn	61	46	
LAST 12 Division I GAMES:																	
318	H	Lafayette	60	49	212	A	Holy Cross	53	61	198	H	Sacred Heart	46	74			
159	A	Fordham	61	65	105	H	Wright St.	44	60	107	H	Stony Brook	48	79			
290	H	Detroit Mercy	56	58	144	H	Drexel	39	53	312	A	Albany (NY)	54	60			
107	H	Stony Brook	48	79	350	H	LIU Brooklyn	61	46	302	A	St. Francis Brooklyn	65	73			
312	A	Albany (NY)	54	60													
302	A	St. Francis Brooklyn	65	73													

Non-Div I Games:

Manhattan

Average RPI	Win: 212	WON-LOST	WINNING	LAST 10	STRENGTH OF	OPP. STRENGTH	TEAM	ADJ.	CONF.	ADJ CONF.
Average RPI	Loss: 82	RECORD	PCT. RANK	GAMES	SCHEDULE	OF SCHEDULE	RPI	RPI	RPI	RPI
DIV. I ONLY	8- 3	79	1- 0	219	142	89	89	27	27	
DIV. I NON-CONF.	8- 3	79	1- 0	219	142	89	89	27	27	
-----										
TOTALS	RPI 1-25	RPI 26-50	W-L RECORDS	RPI 51-100	RPI 101-150	RPI 150+				
8- 3	0- 0	1- 1	OVERALL	0- 1	0- 1	7- 0				
3- 0	0- 0	1- 0	HOME	0- 0	0- 0	2- 0				
3- 2	0- 0	0- 1	AWAY	0- 1	0- 0	3- 0				
2- 1	0- 0	0- 0	NEUTRAL	0- 0	0- 1	2- 0				
8- 3	0- 0	1- 1	NON-CONFERENCE	0- 1	0- 1	7- 0				
3- 0	0- 0	1- 0	HOME	0- 0	0- 0	2- 0				
3- 2	0- 0	0- 1	AWAY	0- 1	0- 0	3- 0				
2- 1	0- 0	0- 0	NEUTRAL	0- 0	0- 1	2- 0				
0- 0	0- 0	0- 0	CONFERENCE	0- 0	0- 0	0- 0				
0- 0	0- 0	0- 0	HOME	0- 0	0- 0	0- 0				
0- 0	0- 0	0- 0	AWAY	0- 0	0- 0	0- 0				
0- 0	0- 0	0- 0	NEUTRAL	0- 0	0- 0	0- 0				

RPI	S	Opponent	Score	RPI	S	Opponent	Score	RPI	S	Opponent	Score	RPI	S	Opponent	Score
35	H	Northeastern	90 84	41	A	Duke	56 64	99	A	Princeton	57 60	105	N	Wright St.	60 76
												187	H	Boston U.	68 57
												210	A	Elon	61 57
												225	H	Temple	74 68
												227	A	Navy	72 48
												244	N	Stetson	76 69
												254	N	Hofstra	71 57
												312	A	Albany (NY)	74 56
-----															
LAST 12 Division I GAMES:															
105	N	Wright St.	60 76	35	H	Northeastern	90 84	99	A	Princeton	57 60	312	A	Albany (NY)	74 56
254	N	Hofstra	71 57	41	A	Duke	56 64	210	A	Elon	61 57				
244	N	Stetson	76 69												
225	H	Temple	74 68												
187	H	Boston U.	68 57												
227	A	Navy	72 48												

Non-Div I Games:

Marist

Average RPI		Win: 118	WON-LOST RECORD	WINNING PCT. RANK	LAST 10 GAMES	STRENGTH OF SCHEDULE	OPP. STRENGTH OF SCHEDULE	TEAM RPI	ADJ. RPI	CONF. RPI	ADJ CONF. RPI
DIV. I ONLY			9- 2	39	1- 0	40	39	10	10	4	4
DIV. I NON-CONF.			9- 2	39	1- 0	40	39	10	10	4	4
-----											
TOTALS		RPI 1-25		RPI 26-50		W-L RECORDS	RPI 51-100	RPI 101-150		RPI 150+	
9- 2		1- 2		1- 0		OVERALL	3- 0	1- 0		3- 0	
7- 0		1- 0		1- 0		HOME	2- 0	1- 0		2- 0	
2- 2		0- 2		0- 0		AWAY	1- 0	0- 0		1- 0	
0- 0		0- 0		0- 0		NEUTRAL	0- 0	0- 0		0- 0	
9- 2		1- 2		1- 0		NON-CONFERENCE	3- 0	1- 0		3- 0	
7- 0		1- 0		1- 0		HOME	2- 0	1- 0		2- 0	
2- 2		0- 2		0- 0		AWAY	1- 0	0- 0		1- 0	
0- 0		0- 0		0- 0		NEUTRAL	0- 0	0- 0		0- 0	
0- 0		0- 0		0- 0		CONFERENCE	0- 0	0- 0		0- 0	
0- 0		0- 0		0- 0		HOME	0- 0	0- 0		0- 0	
0- 0		0- 0		0- 0		AWAY	0- 0	0- 0		0- 0	
0- 0		0- 0		0- 0		NEUTRAL	0- 0	0- 0		0- 0	

RPI	S	Opponent	Score	RPI	S	Opponent	Score	RPI	S	Opponent	Score	RPI	S	Opponent	Score
17	A	Mississippi St.	82 87	28	H	Green Bay	80 54	67	H	Michigan	85 74	120	H	Montana St.	100 52
22	H	South Dakota St.	91 52					77	A	Northwestern	76 57	184	A	Milwaukee	83 74
25	A	Miami (FL)	55 63					83	H	UNI	102 61	233	H	UIC	96 32
												247	H	Binghamton	93 40
-----															
LAST 12 Division I GAMES:															
67	H	Michigan	85 74	83	H	UNI	102 61	25	A	Miami (FL)	55 63				
184	A	Milwaukee	83 74	28	H	Green Bay	80 54	247	H	Binghamton	93 40				
233	H	UIC	96 32	77	A	Northwestern	76 57								
120	H	Montana St.	100 52	17	A	Mississippi St.	82 87								
22	H	South Dakota St.	91 52												

Non-Div I Games:

Marquette

Average RPI Win:	288	WON-LOST	WINNING	LAST 10	STRENGTH OF	OPP. STRENGTH	TEAM	ADJ.	CONF.	ADJ CONF.
Average RPI Loss:	138	RECORD	PCT. RANK	GAMES	SCHEDULE	OF SCHEDULE	RPI	RPI	RPI	RPI
DIV. I ONLY	4- 6	207	0- 1	316	149	297	297	17	17	
DIV. I NON-CONF.	4- 6	207	0- 1	316	149	297	297	17	17	
-----										
TOTALS	RPI 1-25	RPI 26-50	W-L RECORDS	RPI 51-100	RPI 101-150	RPI 150+				
4- 6	0- 0	0- 0	OVERALL	0- 1	0- 3	4- 2				
4- 1	0- 0	0- 0	HOME	0- 0	0- 1	4- 0				
0- 5	0- 0	0- 0	AWAY	0- 1	0- 2	0- 2				
0- 0	0- 0	0- 0	NEUTRAL	0- 0	0- 0	0- 0				
4- 6	0- 0	0- 0	NON-CONFERENCE	0- 1	0- 3	4- 2				
4- 1	0- 0	0- 0	HOME	0- 0	0- 1	4- 0				
0- 5	0- 0	0- 0	AWAY	0- 1	0- 2	0- 2				
0- 0	0- 0	0- 0	NEUTRAL	0- 0	0- 0	0- 0				
0- 0	0- 0	0- 0	CONFERENCE	0- 0	0- 0	0- 0				
0- 0	0- 0	0- 0	HOME	0- 0	0- 0	0- 0				
0- 0	0- 0	0- 0	AWAY	0- 0	0- 0	0- 0				
0- 0	0- 0	0- 0	NEUTRAL	0- 0	0- 0	0- 0				

RPI 1-25				RPI 26-50				RPI 51-100				RPI 101+				Team's RPI: 297
RPI	S	Opponent	Score	RPI	S	Opponent	Score	RPI	S	Opponent	Score	RPI	S	Opponent	Score	
								100	A	Clemson	54 68	111	H	Indiana St.	53 62	
												145	A	Wisconsin	49 67	
												150	A	Southern Ill.	49 58	
												156	A	Appalachian St.	52 74	
												165	A	Bowling Green	76 99	
												252	H	Cleveland St.	86 64	
												257	H	Coppin St.	88 67	
												292	H	Tennessee St.	80 59	
												349	H	Evansville	72 65	
-----																
LAST 12 Division I GAMES:																
								100	A	Clemson	54 68	292	H	Tennessee St.	80 59	
								150	A	Southern Ill.	49 58	252	H	Cleveland St.	86 64	
								165	A	Bowling Green	76 99	145	A	Wisconsin	49 67	
								111	H	Indiana St.	53 62	257	H	Coppin St.	88 67	
												349	H	Evansville	72 65	
												156	A	Appalachian St.	52 74	

Non-Div I Games: Bluefield St. 82 29

Marshall

Average RPI Win:	189	WON-LOST	WINNING	LAST 10	STRENGTH OF	OPP. STRENGTH	TEAM	ADJ.	CONF.	ADJ CONF.
Average RPI Loss:	0	RECORD	PCT. RANK	GAMES	SCHEDULE	OF SCHEDULE	RPI	RPI	RPI	RPI
DIV. I ONLY	10- 0	1	1- 0	281	79	44	44	3	3	
DIV. I NON-CONF.	10- 0	1	1- 0	281	79	44	44	3	3	
-----										
TOTALS	RPI 1-25	RPI 26-50	W-L RECORDS	RPI 51-100	RPI 101-150	RPI 150+				
10- 0	0- 0	0- 0	OVERALL	2- 0	3- 0	5- 0				
6- 0	0- 0	0- 0	HOME	1- 0	2- 0	3- 0				
2- 0	0- 0	0- 0	AWAY	1- 0	0- 0	1- 0				
2- 0	0- 0	0- 0	NEUTRAL	0- 0	1- 0	1- 0				
10- 0	0- 0	0- 0	NON-CONFERENCE	2- 0	3- 0	5- 0				
6- 0	0- 0	0- 0	HOME	1- 0	2- 0	3- 0				
2- 0	0- 0	0- 0	AWAY	1- 0	0- 0	1- 0				
2- 0	0- 0	0- 0	NEUTRAL	0- 0	1- 0	1- 0				
0- 0	0- 0	0- 0	CONFERENCE	0- 0	0- 0	0- 0				
0- 0	0- 0	0- 0	HOME	0- 0	0- 0	0- 0				
0- 0	0- 0	0- 0	AWAY	0- 0	0- 0	0- 0				
0- 0	0- 0	0- 0	NEUTRAL	0- 0	0- 0	0- 0				

RPI 1-25				RPI 26-50				Team's RPI: 44				RPI 51-100				RPI 101+			
RPI	S	Opponent	Score	RPI	S	Opponent	Score					RPI	S	Opponent	Score	RPI	S	Opponent	Score
												55	A	South Carolina	85 61	121	H	James Madison	87 63
												72	H	Georgia Tech	67 54	122	H	Dayton	82 71
																141	N	Georgia	58 51
																203	A	George Washington	69 30
																257	H	Coppin St.	93 36
																273	H	UMBC	92 61
																324	H	Loyola Maryland	83 48
																326	N	Morgan St.	68 44
LAST 12 Division I GAMES:																			
324	H	Loyola Maryland	83 48	72	H	Georgia Tech	67 54					141	N	Georgia	58 51				
121	H	James Madison	87 63	326	N	Morgan St.	68 44					55	A	South Carolina	85 61				
273	H	UMBC	92 61	55	A	George Washington	69 30					203	A	George Washington	69 30				
257	H	Coppin St.	93 36	122	H	Dayton	82 71												

Non-Div I Games:

Maryland

Average RPI Win:	254	WON-LOST	WINNING	LAST 10	STRENGTH OF	OPP. STRENGTH	TEAM	ADJ.	CONF.	ADJ CONF.
Average RPI Loss:	149	RECORD	PCT. RANK	GAMES	SCHEDULE	OF SCHEDULE	RPI	RPI	RPI	RPI
DIV. I ONLY	7- 5	130	0- 1	242	271	206	206	16	16	
DIV. I NON-CONF.	7- 5	130	0- 1	242	271	206	206	16	16	
-----										
TOTALS	RPI 1-25	RPI 26-50	W-L RECORDS	RPI 51-100	RPI 101-150	RPI 150+				
7- 5	0- 0	0- 2	OVERALL	0- 0	0- 0	7- 3				
5- 1	0- 0	0- 0	HOME	0- 0	0- 0	5- 1				
1- 3	0- 0	0- 1	AWAY	0- 0	0- 0	1- 2				
1- 1	0- 0	0- 1	NEUTRAL	0- 0	0- 0	1- 0				
7- 5	0- 0	0- 2	NON-CONFERENCE	0- 0	0- 0	7- 3				
5- 1	0- 0	0- 0	HOME	0- 0	0- 0	5- 1				
1- 3	0- 0	0- 1	AWAY	0- 0	0- 0	1- 2				
1- 1	0- 0	0- 1	NEUTRAL	0- 0	0- 0	1- 0				
0- 0	0- 0	0- 0	CONFERENCE	0- 0	0- 0	0- 0				
0- 0	0- 0	0- 0	HOME	0- 0	0- 0	0- 0				
0- 0	0- 0	0- 0	AWAY	0- 0	0- 0	0- 0				
0- 0	0- 0	0- 0	NEUTRAL	0- 0	0- 0	0- 0				

RPI 1-25				RPI 26-50				RPI 51-100				RPI 101+ Team's RPI: 206			
RPI	S	Opponent	Score	RPI	S	Opponent	Score	RPI	S	Opponent	Score	RPI	S	Opponent	Score
				35	A	Northeastern	52 53					181	A	Towson	53 78
				39	N	Bucknell	58 77					187	H	Boston U.	66 55
												198	H	Sacred Heart	78 61
												226	H	North Dakota	52 59
												242	A	Brown	90 61
												250	H	Central Conn. St.	74 59
												265	A	Siena	59 64
												274	N	Fairfield	59 49
												293	H	Incarnate Word	71 59
												334	H	UTRGV	74 70
LAST 12 Division I GAMES:															
				265	A	Siena	59 64					274	N	Fairfield	59 49
				187	H	Boston U.	66 55					242	A	Brown	90 61
				293	H	Incarnate Word	71 59					39	N	Bucknell	58 77
				35	A	Northeastern	52 53					334	H	UTRGV	74 70
				226	H	North Dakota	52 59					250	H	Central Conn. St.	74 59
				198	H	Sacred Heart	78 61					181	A	Towson	53 78

Non-Div I Games:

Massachusetts



Average RPI Win:	0	WON-LOST	WINNING	LAST 10	STRENGTH OF	OPP. STRENGTH	TEAM	ADJ.	CONF.	ADJ CONF.
Average RPI Loss:	188	RECORD	PCT. RANK	GAMES	SCHEDULE	OF SCHEDULE	RPI	RPI	RPI	RPI
DIV. I ONLY	0- 7	332	0- 0	177	319	335	335	24	24	
DIV. I NON-CONF.	0- 7	332	0- 0	177	319	335	335	24	24	
-----										
TOTALS	RPI 1-25	RPI 26-50	W-L RECORDS	RPI 51-100	RPI 101-150	RPI 150+				
0- 7	0- 0	0- 0	OVERALL	0- 2	0- 1	0- 4				
0- 1	0- 0	0- 0	HOME	0- 0	0- 0	0- 1				
0- 6	0- 0	0- 0	AWAY	0- 2	0- 1	0- 3				
0- 0	0- 0	0- 0	NEUTRAL	0- 0	0- 0	0- 0				
0- 7	0- 0	0- 0	NON-CONFERENCE	0- 2	0- 1	0- 4				
0- 1	0- 0	0- 0	HOME	0- 0	0- 0	0- 1				
0- 6	0- 0	0- 0	AWAY	0- 2	0- 1	0- 3				
0- 0	0- 0	0- 0	NEUTRAL	0- 0	0- 0	0- 0				
0- 0	0- 0	0- 0	CONFERENCE	0- 0	0- 0	0- 0				
0- 0	0- 0	0- 0	HOME	0- 0	0- 0	0- 0				
0- 0	0- 0	0- 0	AWAY	0- 0	0- 0	0- 0				
0- 0	0- 0	0- 0	NEUTRAL	0- 0	0- 0	0- 0				

RPI 1-25				RPI 26-50				RPI 51-100				RPI 101+ Team's RPI : 335					
RPI	S	Opponent	Score	RPI	S	Opponent	Score	RPI	S	Opponent	Score	RPI	S	Opponent	Score		
								60	A	Texas	40	96	129	A	Ri ce	65	93
								85	A	LSU	36	86	164	A	UAB	48	91
													231	A	Grambl i ng	51	75
													306	A	La. -Monroe	60	69
													341	H	Loui si ana	59	70
-----																	
LAST 12 Divisi on I GAMES:																	
				85	A	LSU	36	86	341	H	Loui si ana	59	70				
				164	A	UAB	48	91	231	A	Grambl i ng	51	75				
				129	A	Ri ce	65	93									
				306	A	La. -Monroe	60	69									
				60	A	Texas	40	96									

Non-Div I Games: LSU-Alexandria 60 68 Louisiana Col. 86 68 Southern-N. O. 106 54

McNeese

Average RPI	Win: 214	WON-LOST RECORD	WINNING PCT. RANK	LAST 10 GAMES	STRENGTH OF SCHEDULE	OPP. STRENGTH OF SCHEDULE	TEAM RPI	ADJ. RPI	CONF. RPI	ADJ. CONF. RPI
Average RPI	Loss: 138									
DIV. I ONLY		4- 6	207	1- 0	201	184	251	251	8	8
DIV. I NON-CONF.		4- 6	207	1- 0	201	184	251	251	8	8
-----										
TOTALS	RPI 1-25		RPI 26-50		W-L RECORDS		RPI 51-100		RPI 101-150	RPI 150+
4- 6	0- 0		0- 1		OVERALL		1- 1		0- 0	3- 4
3- 3	0- 0		0- 1		HOME		0- 1		0- 0	3- 1
0- 3	0- 0		0- 0		AWAY		0- 0		0- 0	0- 3
1- 0	0- 0		0- 0		NEUTRAL		1- 0		0- 0	0- 0
4- 6	0- 0		0- 1		NON-CONFERENCE		1- 1		0- 0	3- 4
3- 3	0- 0		0- 1		HOME		0- 1		0- 0	3- 1
0- 3	0- 0		0- 0		AWAY		0- 0		0- 0	0- 3
1- 0	0- 0		0- 0		NEUTRAL		1- 0		0- 0	0- 0
0- 0	0- 0		0- 0		CONFERENCE		0- 0		0- 0	0- 0
0- 0	0- 0		0- 0		HOME		0- 0		0- 0	0- 0
0- 0	0- 0		0- 0		AWAY		0- 0		0- 0	0- 0
0- 0	0- 0		0- 0		NEUTRAL		0- 0		0- 0	0- 0

RPI 1-25				RPI 26-50				RPI 51-100				RPI 101+ Team's RPI: 251			
RPI	S	Opponent	Score	RPI	S	Opponent	Score	RPI	S	Opponent	Score	RPI	S	Opponent	Score
				46	H	Tol edo	48 58	73	H	Loui si ana Tech	50 66	162	A	Coastal Caro.	71 90
								90	N	Mercer	59 53	164	A	UAB	54 85
												168	A	Arkansas St.	66 77
												215	H	New Orleans	59 66
												219	H	Samford	53 48
												221	H	Southeast Mo. St.	69 57
												325	H	Jackson St.	68 67
LAST 12 Division I GAMES:															
				162	A	Coastal Caro.	71 90	221	H	Southeast Mo. St.	69 57				
				90	N	Mercer	59 53	219	H	Samford	53 48				
				73	H	Loui si ana Tech	50 66	215	H	New Orleans	59 66				
				164	A	UAB	54 85	46	H	Tol edo	48 58				
				168	A	Arkansas St.	66 77								
				325	H	Jackson St.	68 67								

Non-Div I Games:

Memphis

Average RPI Win: **181**  
 Average RPI Loss: **98**

WON-LOST  
RECORD

WINNING  
PCT. RANK

LAST 10  
GAMES

STRENGTH OF  
SCHEDULE

OPP. STRENGTH  
OF SCHEDULE

TEAM  
RPI

ADJ.  
RPI

CONF.  
RPI

ADJ CONF.  
RPI

DIV. I ONLY	6- 5	157	1- 0	62	91	90	90	25	25
DIV. I NON-CONF.	6- 5	157	1- 0	62	91	90	90	25	25
TOTALS	RPI 1-25	RPI 26-50	W-L RECORDS	RPI 51-100	RPI 101-150	RPI 150+			
6- 5	0- 2	0- 0	OVERALL	1- 1	0- 1	5- 1			
3- 2	0- 2	0- 0	HOME	1- 0	0- 0	2- 0			
2- 2	0- 0	0- 0	AWAY	0- 1	0- 1	2- 0			
1- 1	0- 0	0- 0	NEUTRAL	0- 0	0- 0	1- 1			
6- 5	0- 2	0- 0	NON-CONFERENCE	1- 1	0- 1	5- 1			
3- 2	0- 2	0- 0	HOME	1- 0	0- 0	2- 0			
2- 2	0- 0	0- 0	AWAY	0- 1	0- 1	2- 0			
1- 1	0- 0	0- 0	NEUTRAL	0- 0	0- 0	1- 1			
0- 0	0- 0	0- 0	CONFERENCE	0- 0	0- 0	0- 0			
0- 0	0- 0	0- 0	HOME	0- 0	0- 0	0- 0			
0- 0	0- 0	0- 0	AWAY	0- 0	0- 0	0- 0			
0- 0	0- 0	0- 0	NEUTRAL	0- 0	0- 0	0- 0			

RPI	S	Opponent	Score	RPI	S	Opponent	Score	RPI	S	Opponent	Score	RPI	S	Opponent	Score
14	H	UCF	42 <b>76</b>					52	H	Charlotte	57 40	141	A	Georgia	60 <b>67</b>
18	H	Florida St.	56 <b>57</b>					66	A	Wake Forest	54 <b>69</b>	165	N	Bowling Green	76 63
												185	H	Florida	92 82
												220	A	Howard	85 70
												232	A	Ga. Southern	79 72
												234	H	Kennesaw St.	64 48
												251	N	Memphis	53 <b>59</b>
LAST 12 Division I GAMES:															
251	N	Memphis	53 <b>59</b>	220	A	Howard	85 70	52	H	Charlotte	57 40	18	H	Florida St.	56 <b>57</b>
14	H	UCF	42 <b>76</b>	52	H	Charlotte	57 40	234	H	Kennesaw St.	64 48	141	A	Georgia	60 <b>67</b>
185	H	Florida	92 82	18	H	Florida St.	56 <b>57</b>	165	N	Bowling Green	76 63				
232	A	Ga. Southern	79 72	234	H	Kennesaw St.	64 48								
66	A	Wake Forest	54 <b>69</b>	141	A	Georgia	60 <b>67</b>								

Non-Div I Games:

Mercer

Average RPI Win:	157	WON-LOST	WINNING	LAST 10	STRENGTH OF	OPP. STRENGTH	TEAM	ADJ.	CONF.	ADJ CONF.
Average RPI Loss:	60	RECORD	PCT. RANK	GAMES	SCHEDULE	OF SCHEDULE	RPI	RPI	RPI	RPI
DIV. I ONLY	9- 2	39	2- 1	99	53	25	25	1	1	
DIV. I NON-CONF.	9- 2	39	2- 1	99	53	25	25	1	1	
-----										
TOTALS	RPI 1-25	RPI 26-50	W-L RECORDS	RPI 51-100	RPI 101-150	RPI 150+				
9- 2	1- 1	1- 0	OVERALL	1- 0	2- 1	4- 0				
8- 0	1- 0	1- 0	HOME	1- 0	2- 0	3- 0				
1- 2	0- 1	0- 0	AWAY	0- 0	0- 1	1- 0				
0- 0	0- 0	0- 0	NEUTRAL	0- 0	0- 0	0- 0				
9- 2	1- 1	1- 0	NON-CONFERENCE	1- 0	2- 1	4- 0				
8- 0	1- 0	1- 0	HOME	1- 0	2- 0	3- 0				
1- 2	0- 1	0- 0	AWAY	0- 0	0- 1	1- 0				
0- 0	0- 0	0- 0	NEUTRAL	0- 0	0- 0	0- 0				
0- 0	0- 0	0- 0	CONFERENCE	0- 0	0- 0	0- 0				
0- 0	0- 0	0- 0	HOME	0- 0	0- 0	0- 0				
0- 0	0- 0	0- 0	AWAY	0- 0	0- 0	0- 0				
0- 0	0- 0	0- 0	NEUTRAL	0- 0	0- 0	0- 0				

RPI 1-25	Team's RPI: 25	RPI 26-50	RPI 51-100	RPI 101+
RPI S Opponent Score	RPI S Opponent Score	RPI S Opponent Score	RPI S Opponent Score	RPI S Opponent Score
7 A Iowa St. 52 75	32 H Colorado 73 58	68 H SFA 81 60	112 A Purdue 63 74	
10 H Marquette 63 55			114 H Hartford 75 62	
			124 H Nebraska 82 68	
			215 H New Orleans 78 38	
			225 H Temple 73 61	
			308 H UMES 71 53	
			316 A FIU 94 43	
LAST 12 Division I GAMES:				
114 H Hartford 75 62	10 H Marquette 63 55	7 A Iowa St. 52 75	308 H UMES 71 53	
225 H Temple 73 61	215 H New Orleans 78 38	32 H Colorado 73 58	112 A Purdue 63 74	
124 H Nebraska 82 68				
68 H SFA 81 60				
316 A FIU 94 43				

Non-Div I Games:

Miami (FL)

Average RPI Win:	248	WON-LOST	WINNING	LAST 10	STRENGTH OF	OPP. STRENGTH	TEAM	ADJ.	CONF.	ADJ CONF.
Average RPI Loss:	164	RECORD	PCT. RANK	GAMES	SCHEDULE	OF SCHEDULE	RPI	RPI	RPI	RPI
DIV. I ONLY	8- 2	48	1- 0	322	152	134	134	10	10	
DIV. I NON-CONF.	8- 2	48	1- 0	322	152	134	134	10	10	
-----										
TOTALS	RPI 1-25	RPI 26-50	W-L RECORDS	RPI 51-100	RPI 101-150	RPI 150+				
8- 2	0- 1	0- 0	OVERALL	0- 0	0- 0	8- 1				
3- 0	0- 0	0- 0	HOME	0- 0	0- 0	3- 0				
5- 2	0- 1	0- 0	AWAY	0- 0	0- 0	5- 1				
0- 0	0- 0	0- 0	NEUTRAL	0- 0	0- 0	0- 0				
8- 2	0- 1	0- 0	NON-CONFERENCE	0- 0	0- 0	8- 1				
3- 0	0- 0	0- 0	HOME	0- 0	0- 0	3- 0				
5- 2	0- 1	0- 0	AWAY	0- 0	0- 0	5- 1				
0- 0	0- 0	0- 0	NEUTRAL	0- 0	0- 0	0- 0				
0- 0	0- 0	0- 0	CONFERENCE	0- 0	0- 0	0- 0				
0- 0	0- 0	0- 0	HOME	0- 0	0- 0	0- 0				
0- 0	0- 0	0- 0	AWAY	0- 0	0- 0	0- 0				
0- 0	0- 0	0- 0	NEUTRAL	0- 0	0- 0	0- 0				

RPI 1-25				RPI 26-50				RPI 51-100				RPI 101+				Team's RPI: 134
RPI	S	Opponent	Score	RPI	S	Opponent	Score	RPI	S	Opponent	Score	RPI	S	Opponent	Score	
11	A	Louisville	73 95									154	H	Cincinnati	78 65	
												194	A	Jacksonville St.	58 41	
												222	H	High Point	68 55	
												233	A	UIC	65 56	
												256	H	Eastern Ky.	60 44	
												290	A	Detroit Mercy	78 59	
												304	A	Valparaiso	68 47	
												317	A	Florida A&M	56 57	
												328	A	Canisius	62 59	
-----																
LAST 12 Division I GAMES:																
194	A	Jacksonville St.	58 41	304	A	Valparaiso	68 47	154	H	Cincinnati	78 65	233	A	UIC	65 56	
317	A	Florida A&M	56 57	154	H	Cincinnati	78 65	233	A	UIC	65 56	11	A	Louisville	73 95	
256	H	Eastern Ky.	60 44	233	A	UIC	65 56	11	A	Louisville	73 95	222	H	High Point	68 55	
328	A	Canisius	62 59	11	A	Louisville	73 95	222	H	High Point	68 55	290	A	Detroit Mercy	78 59	

Non-Div I Games:

Average RPI	Win: 219	WON-LOST RECORD	WINNING PCT. RANK	LAST 10 GAMES	STRENGTH OF SCHEDULE	OPP. STRENGTH OF SCHEDULE	TEAM RPI	ADJ. RPI	CONF. RPI	ADJ CONF. RPI
Average RPI	Loss: 24									
DIV. I ONLY		8- 3	79	1- 1	174	105	67	67	3	3
DIV. I NON-CONF.		8- 3	79	1- 1	174	105	67	67	3	3
-----										
TOTALS	RPI 1-25		RPI 26-50		W-L RECORDS		RPI 51-100		RPI 101-150	RPI 150+
8- 3	0- 2		0- 0		OVERALL		2- 1		1- 0	5- 0
4- 0	0- 0		0- 0		HOME		0- 0		1- 0	3- 0
2- 2	0- 2		0- 0		AWAY		0- 0		0- 0	2- 0
2- 1	0- 0		0- 0		NEUTRAL		2- 1		0- 0	0- 0
8- 3	0- 2		0- 0		NON-CONFERENCE		2- 1		1- 0	5- 0
4- 0	0- 0		0- 0		HOME		0- 0		1- 0	3- 0
2- 2	0- 2		0- 0		AWAY		0- 0		0- 0	2- 0
2- 1	0- 0		0- 0		NEUTRAL		2- 1		0- 0	0- 0
0- 0	0- 0		0- 0		CONFERENCE		0- 0		0- 0	0- 0
0- 0	0- 0		0- 0		HOME		0- 0		0- 0	0- 0
0- 0	0- 0		0- 0		AWAY		0- 0		0- 0	0- 0
0- 0	0- 0		0- 0		NEUTRAL		0- 0		0- 0	0- 0

RPI 1-25				RPI 26-50				RPI 51-100 Team's RPI: 67				RPI 101+			
RPI	S	Opponent	Score	RPI	S	Opponent	Score	RPI	S	Opponent	Score	RPI	S	Opponent	Score
3	A	NC State	55 66					60	N	Texas	52 69	133	H	Mt. St. Mary's	88 40
10	A	Marquette	74 85					62	N	Washington	80 73	224	A	Oakland	85 59
								78	N	Missouri	70 54	290	H	Detroit Mercy	95 62
												291	A	Western Mich.	79 42
												326	H	Morgan St.	70 47
												350	H	LIU Brooklyn	83 38
-----															
LAST 12 Division I GAMES:															
62	N	Washington	80 73	350	H	LIU Brooklyn	83 38	10	A	Marquette	74 85				
60	N	Texas	52 69	3	A	NC State	55 66	78	N	Missouri	70 54				
326	H	Morgan St.	70 47	290	H	Detroit Mercy	95 62	291	A	Western Mich.	79 42				
224	A	Oakland	85 59												
133	H	Mt. St. Mary's	88 40												

Non-Div I Games:

Michigan

Average RPI	Win:	167	WON-LOST	WINNING	LAST 10	STRENGTH OF	OPP. STRENGTH	TEAM	ADJ.	CONF.	ADJ CONF.
Average RPI	Loss:	3	RECORD	PCT. RANK	GAMES	SCHEDULE	OF SCHEDULE	RPI	RPI	RPI	RPI
DIV. I ONLY		9- 1		18	1- 0	166	9	26	26	3	3
DIV. I NON-CONF.		9- 1		18	1- 0	166	9	26	26	3	3
-----											
TOTALS	RPI 1-25		RPI 26-50		W-L RECORDS	RPI 51-100		RPI 101-150		RPI 150+	
9- 1	1- 1		0- 0		OVERALL	0- 0		2- 0		6- 0	
6- 0	1- 0		0- 0		HOME	0- 0		1- 0		4- 0	
2- 0	0- 0		0- 0		AWAY	0- 0		1- 0		1- 0	
1- 1	0- 1		0- 0		NEUTRAL	0- 0		0- 0		1- 0	
9- 1	1- 1		0- 0		NON-CONFERENCE	0- 0		2- 0		6- 0	
6- 0	1- 0		0- 0		HOME	0- 0		1- 0		4- 0	
2- 0	0- 0		0- 0		AWAY	0- 0		1- 0		1- 0	
1- 1	0- 1		0- 0		NEUTRAL	0- 0		0- 0		1- 0	
0- 0	0- 0		0- 0		CONFERENCE	0- 0		0- 0		0- 0	
0- 0	0- 0		0- 0		HOME	0- 0		0- 0		0- 0	
0- 0	0- 0		0- 0		AWAY	0- 0		0- 0		0- 0	
0- 0	0- 0		0- 0		NEUTRAL	0- 0		0- 0		0- 0	

RPI	S	Opponent	Score	RPI	S	Opponent	Score	RPI	S	Opponent	Score	RPI	S	Opponent	Score
3	N	NC State	74 78									105	H	Wright St.	84 68
4	H	Oregon	88 82									114	A	Hartford	74 66
												161	H	Virginia	91 66
												165	H	Bowling Green	99 69
												209	H	Texas Southern	91 45
												224	A	Oakland	102 58
												234	N	Kennesaw St.	75 51
												289	H	ETSU	75 53
-----															
Team's RPI: 26															
LAST 12 Division I GAMES:															
114	A	Hartford	74 66	234	N	Kennesaw St.	75 51								
4	H	Oregon	88 82	3	N	NC State	74 78								
224	A	Oakland	102 58	105	H	Wright St.	84 68								
209	H	Texas Southern	91 45	289	H	ETSU	75 53								
161	H	Virginia	91 66	165	H	Bowling Green	99 69								

Non-Div I Games:

Michigan St.

Average RPI Win: 219		WON-LOST RECORD	WINNING PCT. RANK	LAST 10 GAMES	STRENGTH OF SCHEDULE	OPP. STRENGTH OF SCHEDULE	TEAM RPI	ADJ. RPI	CONF. RPI	ADJ. CONF. RPI
Average RPI Loss: 49										
DIV. I ONLY		7- 3	84	1- 0	118	174	58	58	17	17
DIV. I NON-CONF.		7- 3	84	1- 0	118	174	58	58	17	17
TOTALS		RPI 1-25	RPI 26-50	W-L RECORDS		RPI 51-100	RPI 101-150	RPI 150+		
7- 3	0- 1		0- 0	OVERALL		0- 2	0- 0	7- 0		
3- 1	0- 0		0- 0	HOME		0- 1	0- 0	3- 0		
3- 2	0- 1		0- 0	AWAY		0- 1	0- 0	3- 0		
1- 0	0- 0		0- 0	NEUTRAL		0- 0	0- 0	1- 0		
7- 3	0- 1		0- 0	NON-CONFERENCE		0- 2	0- 0	7- 0		
3- 1	0- 0		0- 0	HOME		0- 1	0- 0	3- 0		
3- 2	0- 1		0- 0	AWAY		0- 1	0- 0	3- 0		
1- 0	0- 0		0- 0	NEUTRAL		0- 0	0- 0	1- 0		
0- 0	0- 0		0- 0	CONFERENCE		0- 0	0- 0	0- 0		
0- 0	0- 0		0- 0	HOME		0- 0	0- 0	0- 0		
0- 0	0- 0		0- 0	AWAY		0- 0	0- 0	0- 0		
0- 0	0- 0		0- 0	NEUTRAL		0- 0	0- 0	0- 0		

RPI 1-25				RPI 26-50				RPI 51-100				RPI 101+			
RPI	S	Opponent	Score	RPI	S	Opponent	Score	RPI	S	Opponent	Score	RPI	S	Opponent	Score
16	A	Kentucky	55 72					51	H	Belmont	38 45	170	H	Vanderbilt	65 58
								79	A	Tennessee Tech	64 68	178	A	Troy	67 64
												197	A	Furman	78 71
												201	H	Georgia St.	69 54
												253	A	UNLV	66 62
												261	N	Dartmouth	70 58
												270	H	Mississippi Val.	101 51
LAST 12 Division I GAMES:															
16	A	Kentucky	55 72	253	A	UNLV	66 62								
178	A	Troy	67 64	79	A	Tennessee Tech	64 68								
201	H	Georgia St.	69 54	197	A	Furman	78 71								
261	N	Dartmouth	70 58	170	H	Vanderbilt	65 58								
270	H	Mississippi Val.	101 51												
51	H	Belmont	38 45												

### Non-Div I Games:

Mid dle Tenn.



Average RPI	Win:	270	WON-LOST	WINNING	LAST 10	STRENGTH OF	OPP. STRENGTH	TEAM	ADJ.	CONF.	ADJ CONF.
Average RPI	Loss:	63	RECORD	PCT. RANK	GAMES	SCHEDULE	OF SCHEDULE	RPI	RPI	RPI	RPI
DIV. I ONLY		5- 5		163	1- 0	221	134	184	184	12	12
DIV. I NON-CONF.		5- 5		163	1- 0	221	134	184	184	12	12
-----											
TOTALS	RPI 1-25		RPI 26-50		W-L RECORDS	RPI 51-100		RPI 101-150		RPI 150+	
5- 5	0- 2		0- 0		OVERALL	0- 2		0- 1		5- 0	
2- 2	0- 1		0- 0		HOME	0- 0		0- 1		2- 0	
2- 3	0- 1		0- 0		AWAY	0- 2		0- 0		2- 0	
1- 0	0- 0		0- 0		NEUTRAL	0- 0		0- 0		1- 0	
5- 5	0- 2		0- 0		NON-CONFERENCE	0- 2		0- 1		5- 0	
2- 2	0- 1		0- 0		HOME	0- 0		0- 1		2- 0	
2- 3	0- 1		0- 0		AWAY	0- 2		0- 0		2- 0	
1- 0	0- 0		0- 0		NEUTRAL	0- 0		0- 0		1- 0	
0- 0	0- 0		0- 0		CONFERENCE	0- 0		0- 0		0- 0	
0- 0	0- 0		0- 0		HOME	0- 0		0- 0		0- 0	
0- 0	0- 0		0- 0		AWAY	0- 0		0- 0		0- 0	
0- 0	0- 0		0- 0		NEUTRAL	0- 0		0- 0		0- 0	

RPI 1-25				RPI 26-50				RPI 51-100				RPI 101+ Team's RPI: 184			
RPI	S	Opponent	Score	RPI	S	Opponent	Score	RPI	S	Opponent	Score	RPI	S	Opponent	Score
8	A	Indiana	66 68					57	A	Saint Mary's (CA)	71 73	145	H	Wisconsin	57 68
10	H	Marquette	74 83					95	A	Fresno St.	48 65	183	N	UC Riverside	56 54
												226	A	North Dakota	64 46
												284	H	Columbia	78 65
												321	A	North Dakota St.	57 55
												336	H	Purdue Fort Wayne	70 48
-----															
LAST 12 Division I GAMES:															
10	H	Marquette	74 83	321	A	North Dakota St.	57 55								
183	N	UC Riverside	56 54	226	A	North Dakota	64 46								
57	A	Saint Mary's (CA)	71 73	336	H	Purdue Fort Wayne	70 48								
95	A	Fresno St.	48 65	8	A	Indiana	66 68								
284	H	Columbia	78 65												
145	H	Wisconsin	57 68												

Non-Div I Games:

Milwaukee

RPI 1-25				RPI 26-50				Team's RPI: 36				RPI 51-100				RPI 101+			
RPI	S	Opponent	Score	RPI	S	Opponent	Score	RPI	S	Opponent	Score	RPI	S	Opponent	Score	RPI	S	Opponent	Score
13	H	Syracuse	72 68									92	A	Xavier	78 53	117	A	Boston College	77 69
																172	H	San Diego	53 48
																191	H	Ark. -Pine Bluff	84 42
																195	H	Air Force	67 50
																257	H	Coppin St.	84 52
																264	H	Cornell	65 45
																280	H	New Hampshire	70 47
																293	H	Incarnate Word	75 39
LAST 12 Division I GAMES:																			
264	H	Cornell	65 45	257	H	Coppin St.	84 52												
191	H	Ark. -Pine Bluff	84 42	117	A	Boston College	77 69												
172	H	San Diego	53 48	293	H	Incarnate Word	75 39												
92	A	Xavier	78 53	195	H	Air Force	67 50												
280	H	New Hampshire	70 47	13	H	Syracuse	72 68												

Minnesota

Average RPI	Win:	170	WON-LOST	WINNING	LAST 10	STRENGTH OF	OPP. STRENGTH	TEAM	ADJ.	CONF.	ADJ CONF.
Average RPI	Loss:	4	RECORD	PCT. RANK	GAMES	SCHEDULE	OF SCHEDULE	RPI	RPI	RPI	RPI
DIV. I ONLY		10- 1	14	0- 1	147	28	17	17	5	5	
DIV. I NON-CONF.		10- 1	14	0- 1	147	28	17	17	5	5	
-----											
TOTALS	RPI 1-25		RPI 26-50		W-L RECORDS	RPI 51-100		RPI 101-150		RPI 150+	
10- 1	1- 1		1- 0		OVERALL	1- 0		0- 0		7- 0	
6- 0	1- 0		1- 0		HOME	0- 0		0- 0		4- 0	
4- 1	0- 1		0- 0		AWAY	1- 0		0- 0		3- 0	
0- 0	0- 0		0- 0		NEUTRAL	0- 0		0- 0		0- 0	
10- 1	1- 1		1- 0		NON-CONFERENCE	1- 0		0- 0		7- 0	
6- 0	1- 0		1- 0		HOME	0- 0		0- 0		4- 0	
4- 1	0- 1		0- 0		AWAY	1- 0		0- 0		3- 0	
0- 0	0- 0		0- 0		NEUTRAL	0- 0		0- 0		0- 0	
0- 0	0- 0		0- 0		CONFERENCE	0- 0		0- 0		0- 0	
0- 0	0- 0		0- 0		HOME	0- 0		0- 0		0- 0	
0- 0	0- 0		0- 0		AWAY	0- 0		0- 0		0- 0	
0- 0	0- 0		0- 0		NEUTRAL	0- 0		0- 0		0- 0	

RPI	S	Opponent	Score	RPI	S	Opponent	Score	RPI	S	Opponent	Score	RPI	S	Opponent	Score
4	A	Oregon	74 82	42	H	Lamar University	104 53	60	A	Texas	67 49	158	A	Little Rock	98 63
10	H	Marquette	87 82									161	A	Virginia	72 44
												197	H	Furman	106 41
												221	H	Southeast Mo. St.	88 53
												257	H	Coppin St.	110 38
												271	A	Southern Miss.	86 42
												325	H	Jackson St.	105 38
-----															
LAST 12 Division I GAMES:															
4	A	Oregon	74 82	271	A	Southern Miss.	86 42								
257	H	Coppin St.	110 38	10	H	Marquette	87 82								
42	H	Lamar University	104 53	60	A	Texas	67 49								
161	A	Virginia	72 44	158	A	Little Rock	98 63								
221	H	Southeast Mo. St.	88 53	325	H	Jackson St.	105 38								
				197	H	Furman	106 41								

Non-Div I Games:

Mississippi St.

Average RPI Win:	347	WON-LOST	WINNING	LAST 10	STRENGTH OF	OPP. STRENGTH	TEAM	ADJ.	CONF.	ADJ CONF.
Average RPI Loss:	174	RECORD	PCT. RANK	GAMES	SCHEDULE	OF SCHEDULE	RPI	RPI	RPI	RPI
DIV. I ONLY	1- 9	326	0- 1	81	346	270	270	28	28	
DIV. I NON-CONF.	1- 9	326	0- 1	81	346	270	270	28	28	
-----										
TOTALS	RPI 1-25	RPI 26-50	W-L RECORDS	RPI 51-100	RPI 101-150	RPI 150+				
1- 9	0- 0	0- 0	OVERALL	0- 2	0- 1	1- 6				
0- 1	0- 0	0- 0	HOME	0- 0	0- 1	0- 0				
1- 7	0- 0	0- 0	AWAY	0- 2	0- 0	1- 5				
0- 1	0- 0	0- 0	NEUTRAL	0- 0	0- 0	0- 1				
1- 9	0- 0	0- 0	NON-CONFERENCE	0- 2	0- 1	1- 6				
0- 1	0- 0	0- 0	HOME	0- 0	0- 1	0- 0				
1- 7	0- 0	0- 0	AWAY	0- 2	0- 0	1- 5				
0- 1	0- 0	0- 0	NEUTRAL	0- 0	0- 0	0- 1				
0- 0	0- 0	0- 0	CONFERENCE	0- 0	0- 0	0- 0				
0- 0	0- 0	0- 0	HOME	0- 0	0- 0	0- 0				
0- 0	0- 0	0- 0	AWAY	0- 0	0- 0	0- 0				
0- 0	0- 0	0- 0	NEUTRAL	0- 0	0- 0	0- 0				

RPI 1-25				RPI 26-50				RPI 51-100				RPI 101+				Team's RPI: 270	
RPI	S	Opponent	Score	RPI	S	Opponent	Score	RPI	S	Opponent	Score	RPI	S	Opponent	Score		
								58	A	Middle Tenn.	51	101	142	H	North Ala.	72	86
								61	A	TCU	47	96	168	A	Arkansas St.	57	60
													174	A	Nicholls St.	47	72
													178	N	Troy	54	75
													204	A	SMU	47	62
													271	A	Southern Miss.	60	67
													306	A	La. -Monroe	65	72
													347	A	Austin Peay	95	89
LAST 12 Division I GAMES:																	
								142	H	North Ala.	72	86	306	A	La. -Monroe	65	72
								168	A	Arkansas St.	57	60	174	A	Nicholls St.	47	72
								204	A	SMU	47	62	178	N	Troy	54	75
								61	A	TCU	47	96	271	A	Southern Miss.	60	67
													58	A	Middle Tenn.	51	101
													347	A	Austin Peay	95	89

Non-Div I Games:

Mississippi Val.

Average RPI Win:	177	WON-LOST	WINNING	LAST 10	STRENGTH OF	OPP. STRENGTH	TEAM	ADJ.	CONF.	ADJ CONF.
Average RPI Loss:	38	RECORD	PCT. RANK	GAMES	SCHEDULE	OF SCHEDULE	RPI	RPI	RPI	RPI
DIV. I ONLY	9- 3	69	1- 0	155	67	78	78	5	5	
DIV. I NON-CONF.	9- 3	69	1- 0	155	67	78	78	5	5	
TOTALS	RPI 1-25	RPI 26-50	W-L RECORDS	RPI 51-100	RPI 101-150	RPI 150+				
9- 3	0- 1	1- 1	OVERALL	1- 1	0- 0	7- 0				
4- 2	0- 1	0- 1	HOME	0- 0	0- 0	4- 0				
3- 0	0- 0	0- 0	AWAY	0- 0	0- 0	3- 0				
2- 1	0- 0	1- 0	NEUTRAL	1- 1	0- 0	0- 0				
9- 3	0- 1	1- 1	NON-CONFERENCE	1- 1	0- 0	7- 0				
4- 2	0- 1	0- 1	HOME	0- 0	0- 0	4- 0				
3- 0	0- 0	0- 0	AWAY	0- 0	0- 0	3- 0				
2- 1	0- 0	1- 0	NEUTRAL	1- 1	0- 0	0- 0				
0- 0	0- 0	0- 0	CONFERENCE	0- 0	0- 0	0- 0				
0- 0	0- 0	0- 0	HOME	0- 0	0- 0	0- 0				
0- 0	0- 0	0- 0	AWAY	0- 0	0- 0	0- 0				
0- 0	0- 0	0- 0	NEUTRAL	0- 0	0- 0	0- 0				

RPI S Opponent Score	RPI S Opponent Score	RPI S Opponent Score	RPI S Opponent Score
20 H South Dakota 61 74	28 H Green Bay 49 56	65 N Qui nni pi ac 65 51	173 H UMKC 66 59
	41 N Duke 62 54	67 N Mi chi gan 54 70	175 H Texas St. 69 50
			205 A Sai nt Loui s 74 62
			208 H SIUE 59 36
			228 H Mi ssouri St. 65 61
			229 A West Vi rgi ni a 68 51
			268 A Western Ill. 89 64
LAST 12 Di vi si on I GAMES:			
41 N Duke 62 54	205 A Sai nt Loui s 74 62	173 H UMKC 66 59	
65 N Qui nni pi ac 65 51	229 A West Vi rgi ni a 68 51	67 N Mi chi gan 54 70	
175 H Texas St. 69 50	208 H SIUE 59 36	28 H Green Bay 49 56	
20 H South Dakota 61 74			
228 H Mi ssouri St. 65 61			
268 A Western Ill. 89 64			

Non-Di v I Games:

Missouri

Average RPI Win:	255	WON-LOST	WINNING	LAST 10	STRENGTH OF	OPP. STRENGTH	TEAM	ADJ.	CONF.	ADJ CONF.
Average RPI Loss:	112	RECORD	PCT. RANK	GAMES	SCHEDULE	OF SCHEDULE	RPI	RPI	RPI	RPI
DIV. I ONLY	1- 7	311	0- 1	25	226	228	228	14	14	
DIV. I NON-CONF.	1- 7	311	0- 1	25	226	228	228	14	14	
-----										
TOTALS	RPI 1-25	RPI 26-50	W-L RECORDS	RPI 51-100	RPI 101-150	RPI 150+				
1- 7	0- 3	0- 0	OVERALL	0- 1	0- 1	1- 2				
1- 2	0- 2	0- 0	HOME	0- 0	0- 0	1- 0				
0- 5	0- 1	0- 0	AWAY	0- 1	0- 1	0- 2				
0- 0	0- 0	0- 0	NEUTRAL	0- 0	0- 0	0- 0				
1- 7	0- 3	0- 0	NON-CONFERENCE	0- 1	0- 1	1- 2				
1- 2	0- 2	0- 0	HOME	0- 0	0- 0	1- 0				
0- 5	0- 1	0- 0	AWAY	0- 1	0- 1	0- 2				
0- 0	0- 0	0- 0	NEUTRAL	0- 0	0- 0	0- 0				
0- 0	0- 0	0- 0	CONFERENCE	0- 0	0- 0	0- 0				
0- 0	0- 0	0- 0	HOME	0- 0	0- 0	0- 0				
0- 0	0- 0	0- 0	AWAY	0- 0	0- 0	0- 0				
0- 0	0- 0	0- 0	NEUTRAL	0- 0	0- 0	0- 0				

RPI 1-25				RPI 26-50				RPI 51-100				RPI 101+ Team's RPI: 228			
RPI	S	Opponent	Score	RPI	S	Opponent	Score	RPI	S	Opponent	Score	RPI	S	Opponent	Score
8	A	Indiana	74 98					78	A	Missouri	61 65	149	A	Santa Clara	73 77
20	H	South Dakota	74 85									236	A	Wichita St.	60 63
21	H	Gonzaga	67 70									255	H	Ball St.	74 54
												269	A	North Texas	76 83
LAST 12 Division I GAMES:															
21	H	Gonzaga	67 70	149	A	Santa Clara	73 77	255	H	Ball St.	74 54	78	A	Missouri	61 65
8	A	Indiana	74 98					236	A	Wichita St.	60 63				
20	H	South Dakota	74 85												
269	A	North Texas	76 83												

Non-Div I Games:

Missouri St.

Average RPI	Win: 235	WON-LOST	WINNING	LAST 10	STRENGTH OF	OPP. STRENGTH	TEAM	ADJ.	CONF.	ADJ CONF.
Average RPI	Loss: 134	RECORD	PCT. RANK	GAMES	SCHEDULE	OF SCHEDULE	RPI	RPI	RPI	RPI
DIV. I ONLY	4- 6	207	1- 0	95	248	171	171	27	27	
DIV. I NON-CONF.	4- 6	207	1- 0	95	248	171	171	27	27	
-----										
TOTALS	RPI 1-25	RPI 26-50	W-L RECORDS	RPI 51-100	RPI 101-150	RPI 150+				
4- 6	0- 0	0- 2	OVERALL	0- 1	0- 1	4- 2				
2- 2	0- 0	0- 1	HOME	0- 1	0- 0	2- 0				
2- 4	0- 0	0- 1	AWAY	0- 0	0- 1	2- 2				
0- 0	0- 0	0- 0	NEUTRAL	0- 0	0- 0	0- 0				
4- 6	0- 0	0- 2	NON-CONFERENCE	0- 1	0- 1	4- 2				
2- 2	0- 0	0- 1	HOME	0- 1	0- 0	2- 0				
2- 4	0- 0	0- 1	AWAY	0- 0	0- 1	2- 2				
0- 0	0- 0	0- 0	NEUTRAL	0- 0	0- 0	0- 0				
0- 0	0- 0	0- 0	CONFERENCE	0- 0	0- 0	0- 0				
0- 0	0- 0	0- 0	HOME	0- 0	0- 0	0- 0				
0- 0	0- 0	0- 0	AWAY	0- 0	0- 0	0- 0				
0- 0	0- 0	0- 0	NEUTRAL	0- 0	0- 0	0- 0				

RPI 1-25				RPI 26-50				RPI 51-100				RPI 101+				Team's RPI: 171	
RPI	S	Opponent	Score	RPI	S	Opponent	Score	RPI	S	Opponent	Score	RPI	S	Opponent	Score		
31	A	Virginia Tech	49 82	39	H	Bucknell	32 70	99	H	Princeton	47 79	130	A	Lehigh	48 63		
												188	A	East Carolina	67 73		
												198	A	Sacred Heart	55 50		
												203	A	George Washington	55 51		
												227	H	Navy	68 67		
												312	H	Albany (NY)	64 56		
												318	A	Lafayette	69 73		
-----																	
Team's RPI: 171																	
LAST 12 Division I GAMES:																	
318	A	Lafayette	69 73	227	H	Navy	68 67										
203	A	George Washington	55 51	99	H	Princeton	47 79										
198	A	Sacred Heart	55 50	188	A	East Carolina	67 73										
312	H	Albany (NY)	64 56	39	H	Bucknell	32 70										
31	A	Virginia Tech	49 82														
130	A	Lehigh	48 63														

Non-Div I Games:

Monmouth

M  
o  
n  
t  
a  
n  
a

Montana					Through Games Of Dec. 19, 2018						
Average RPI	Win:	198	WON-LOST	WINNING	LAST 10	STRENGTH OF	OPP. STRENGTH	TEAM	ADJ.	CONF.	ADJ CONF.
Average RPI	Loss:	52	RECORD	PCT. RANK	GAMES	SCHEDULE	OF SCHEDULE	RPI	RPI	RPI	RPI
DIV. I ONLY	4- 4	163	1- 0	31	218	74	74	11	11		
DIV. I NON-CONF.	4- 4	163	1- 0	31	218	74	74	11	11		
-----											
TOTALS		RPI 1-25	RPI 26-50	W-L RECORDS		RPI 51-100	RPI 101-150	RPI 150+			
4- 4		0- 2	0- 0	OVERALL		1- 1	1- 1	2- 0			
2- 1		0- 1	0- 0	HOME		1- 0	1- 0	0- 0			
1- 3		0- 1	0- 0	AWAY		0- 1	0- 1	1- 0			
1- 0		0- 0	0- 0	NEUTRAL		0- 0	0- 0	1- 0			
4- 4		0- 2	0- 0	NON-CONFERENCE		1- 1	1- 1	2- 0			
2- 1		0- 1	0- 0	HOME		1- 0	1- 0	0- 0			
1- 3		0- 1	0- 0	AWAY		0- 1	0- 1	1- 0			
1- 0		0- 0	0- 0	NEUTRAL		0- 0	0- 0	1- 0			
0- 0		0- 0	0- 0	CONFERENCE		0- 0	0- 0	0- 0			
0- 0		0- 0	0- 0	HOME		0- 0	0- 0	0- 0			
0- 0		0- 0	0- 0	AWAY		0- 0	0- 0	0- 0			
0- 0		0- 0	0- 0	NEUTRAL		0- 0	0- 0	0- 0			
-----											
RPI 1-25				RPI 26-50		RPI 51-100		Team's RPI: 74		RPI 101+	
RPI	S	Opponent	Score	RPI	S	Opponent	Score	RPI	S	Opponent	Score
20	H	South Dakota	41 64					62	A	Washington	54 69
21	A	Gonzaga	52 76					96	H	UC Davis	62 56
								104	A	Arizona	51 100
								113	H	Northern Ill.	86 70
								238	N	Saint Francis (PA)	79 77
								345	A	Grand Canyon	69 47
-----											
LAST 12 Division I GAMES:											
104	A	Arizona	51 100	238	N	Saint Francis (PA)	79 77				
113	H	Northern Ill.	86 70	96	H	UC Davis	62 56				
20	H	South Dakota	41 64	62	A	Washington	54 69				
21	A	Gonzaga	52 76	345	A	Grand Canyon	69 47				

M  
o  
n  
t  
a  
n  
a

Non-Div I Games: Providence (MT) 90 45

Montana



Average RPI	Win: 232	WON-LOST RECORD	WINNING PCT. RANK	LAST 10 GAMES	STRENGTH OF SCHEDULE	OPP. STRENGTH OF SCHEDULE	TEAM RPI	ADJ. RPI	CONF. RPI	ADJ CONF. RPI
Average RPI	Loss: 46									
DIV. I ONLY		4- 5	190	1- 0	80	94	120	120	11	11
DIV. I NON-CONF.		4- 5	190	1- 0	80	94	120	120	11	11
-----										
TOTALS	RPI 1-25		RPI 26-50	W-L RECORDS	RPI 51-100		RPI 101-150		RPI 150+	
4- 5	0- 2		0- 0	OVERALL	0- 3		0- 0		4- 0	
2- 1	0- 1		0- 0	HOME	0- 0		0- 0		2- 0	
1- 4	0- 1		0- 0	AWAY	0- 3		0- 0		1- 0	
1- 0	0- 0		0- 0	NEUTRAL	0- 0		0- 0		1- 0	
4- 5	0- 2		0- 0	NON-CONFERENCE	0- 3		0- 0		4- 0	
2- 1	0- 1		0- 0	HOME	0- 0		0- 0		2- 0	
1- 4	0- 1		0- 0	AWAY	0- 3		0- 0		1- 0	
1- 0	0- 0		0- 0	NEUTRAL	0- 0		0- 0		1- 0	
0- 0	0- 0		0- 0	CONFERENCE	0- 0		0- 0		0- 0	
0- 0	0- 0		0- 0	HOME	0- 0		0- 0		0- 0	
0- 0	0- 0		0- 0	AWAY	0- 0		0- 0		0- 0	
0- 0	0- 0		0- 0	NEUTRAL	0- 0		0- 0		0- 0	

RPI 1-25				RPI 26-50				RPI 51-100				RPI 101+ Team's RPI: 120			
RPI	S	Opponent	Score	RPI	S	Opponent	Score	RPI	S	Opponent	Score	RPI	S	Opponent	Score
10	A	Marquette	52 100					61	A	TCU	49 71	175	A	Texas St.	67 59
22	H	South Dakota St.	67 88					68	A	SFA	53 60	216	N	Del aware	69 60
								70	A	Wyomi ng	58 66	261	H	Omaha	59 56
												277	H	Long Beach St.	85 62
-----															
LAST 12 Division I GAMES:															
175	A	Texas St.	67 59	261	H	Omaha	59 56	61	A	TCU	49 71				
22	H	South Dakota St.	67 88	68	A	SFA	53 60								
10	A	Marquette	52 100	277	H	Long Beach St.	85 62								
				70	A	Wyomi ng	58 66								
				216	N	Del aware	69 60								

Non-Div I Games: Carroll (MT) 64 48

Montana St.

Average RPI Win:	282	WON-LOST	WINNING	LAST 10	STRENGTH OF	OPP. STRENGTH	TEAM	ADJ.	CONF.	ADJ CONF.
Average RPI Loss:	142	RECORD	PCT. RANK	GAMES	SCHEDULE	OF SCHEDULE	RPI	RPI	RPI	RPI
DIV. I ONLY	6- 4	121	0- 1	299	288	211	211	21	21	
DIV. I NON-CONF.	6- 4	121	0- 1	299	288	211	211	21	21	
-----										
TOTALS	RPI 1-25	RPI 26-50	W-L RECORDS	RPI 51-100	RPI 101-150	RPI 150+				
6- 4	0- 2	0- 0	OVERALL	0- 0	1- 0	5- 2				
3- 1	0- 0	0- 0	HOME	0- 0	0- 0	3- 1				
3- 3	0- 2	0- 0	AWAY	0- 0	1- 0	2- 1				
0- 0	0- 0	0- 0	NEUTRAL	0- 0	0- 0	0- 0				
6- 4	0- 2	0- 0	NON-CONFERENCE	0- 0	1- 0	5- 2				
3- 1	0- 0	0- 0	HOME	0- 0	0- 0	3- 1				
3- 3	0- 2	0- 0	AWAY	0- 0	1- 0	2- 1				
0- 0	0- 0	0- 0	NEUTRAL	0- 0	0- 0	0- 0				
0- 0	0- 0	0- 0	CONFERENCE	0- 0	0- 0	0- 0				
0- 0	0- 0	0- 0	HOME	0- 0	0- 0	0- 0				
0- 0	0- 0	0- 0	AWAY	0- 0	0- 0	0- 0				
0- 0	0- 0	0- 0	NEUTRAL	0- 0	0- 0	0- 0				

RPI 1-25				RPI 26-50				RPI 51-100				RPI 101+ Team's RPI: 211			
RPI	S	Opponent	Score	RPI	S	Opponent	Score	RPI	S	Opponent	Score	RPI	S	Opponent	Score
12	A	Bayl or	58 96									102	A	Radford	79 72
16	A	Kentucky	57 87									238	A	Saint Francis (PA)	83 89
												272	A	Gardner-Webb	84 69
												302	H	St. Francis Brooklyn	94 101
												304	H	Valparaiso	68 62
												329	H	Chicago St.	104 68
												333	A	N. C. A&T	72 67
												349	H	Evansville	85 63
-----															
LAST 12 Division I GAMES:															
238	A	Saint Francis (PA)	83 89	302	H	St. Francis Brooklyn	94 101								
102	A	Radford	79 72	329	H	Chicago St.	104 68								
12	A	Bayl or	58 96	304	H	Valparaiso	68 62								
349	H	Evansville	85 63	272	A	Gardner-Webb	84 69								
16	A	Kentucky	57 87	333	A	N. C. A&T	72 67								

Non-Div I Games: Alice Lloyd 121 56 Ky. Christian 119 28

Morehead St.

Average RPI Win:	0	WON-LOST	WINNING	LAST 10	STRENGTH OF	OPP. STRENGTH	TEAM	ADJ.	CONF.	ADJ CONF.
Average RPI Loss:	169	RECORD	PCT. RANK	GAMES	SCHEDULE	OF SCHEDULE	RPI	RPI	RPI	RPI
DIV. I ONLY	0- 10	332	0- 1	164	245	326	326	32	32	
DIV. I NON-CONF.	0- 10	332	0- 1	164	245	326	326	32	32	
-----										
TOTALS	RPI 1-25	RPI 26-50	W-L RECORDS	RPI 51-100	RPI 101-150	RPI 150+				
0- 10	0- 0	0- 1	OVERALL	0- 2	0- 2	0- 5				
0- 1	0- 0	0- 0	HOME	0- 0	0- 0	0- 1				
0- 6	0- 0	0- 0	AWAY	0- 2	0- 1	0- 3				
0- 3	0- 0	0- 1	NEUTRAL	0- 0	0- 1	0- 1				
0- 10	0- 0	0- 1	NON-CONFERENCE	0- 2	0- 2	0- 5				
0- 1	0- 0	0- 0	HOME	0- 0	0- 0	0- 1				
0- 6	0- 0	0- 0	AWAY	0- 2	0- 1	0- 3				
0- 3	0- 0	0- 1	NEUTRAL	0- 0	0- 1	0- 1				
0- 0	0- 0	0- 0	CONFERENCE	0- 0	0- 0	0- 0				
0- 0	0- 0	0- 0	HOME	0- 0	0- 0	0- 0				
0- 0	0- 0	0- 0	AWAY	0- 0	0- 0	0- 0				
0- 0	0- 0	0- 0	NEUTRAL	0- 0	0- 0	0- 0				

RPI 1-25				RPI 26-50				RPI 51-100				RPI 101+				Team's RPI: 326
RPI	S	Opponent	Score	RPI	S	Opponent	Score	RPI	S	Opponent	Score	RPI	S	Opponent	Score	
				44	N	Maryland	44 68	67	A	Michigan	47 70	114	A	Hartford	59 80	
								68	A	SFA	42 69	141	N	Georgia	33 60	
												177	A	Western Ky.	43 90	
												229	A	West Virginia	37 72	
												250	H	Central Conn. St.	36 60	
												286	N	Niagara	57 67	
												316	A	FIU	50 59	
LAST 12 Division I GAMES:																
229	A	West Virginia	37 72	286	N	Niagara	57 67	141	N	Georgia	33 60	114	A	Hartford	59 80	
67	A	Michigan	47 70	68	A	SFA	42 69									
316	A	FIU	50 59													
177	A	Western Ky.	43 90													
250	H	Central Conn. St.	36 60													
44	N	Maryland	44 68													

Non-Div I Games: Washington Adventist 60 43 Lincoln (PA) 46 51

Morgan St.

Average RPI Win: 263  
Average RPI Loss: 93

DIV. I ONLY	4- 4	163	0- 1	195	209	133	133	31	31
DIV. I NON-CONF.	4- 4	163	0- 1	195	209	133	133	31	31
TOTALS	RPI 1-25	RPI 26-50	W-L RECORDS	RPI 51-100	RPI 101-150	RPI 150+			
4- 4	0- 0	0- 2	OVERALL	0- 1	0- 0	4- 1			
1- 0	0- 0	0- 0	HOME	0- 0	0- 0	1- 0			
3- 4	0- 0	0- 2	AWAY	0- 1	0- 0	3- 1			
0- 0	0- 0	0- 0	NEUTRAL	0- 0	0- 0	0- 0			
4- 4	0- 0	0- 2	NON-CONFERENCE	0- 1	0- 0	4- 1			
1- 0	0- 0	0- 0	HOME	0- 0	0- 0	1- 0			
3- 4	0- 0	0- 2	AWAY	0- 1	0- 0	3- 1			
0- 0	0- 0	0- 0	NEUTRAL	0- 0	0- 0	0- 0			
0- 0	0- 0	0- 0	CONFERENCE	0- 0	0- 0	0- 0			
0- 0	0- 0	0- 0	HOME	0- 0	0- 0	0- 0			
0- 0	0- 0	0- 0	AWAY	0- 0	0- 0	0- 0			
0- 0	0- 0	0- 0	NEUTRAL	0- 0	0- 0	0- 0			

[illegible]

Mt. St. Mary's

Average RPI Win:	336	WON-LOST	WINNING	LAST 10	STRENGTH OF	OPP. STRENGTH	TEAM	ADJ.	CONF.	ADJ CONF.
Average RPI Loss:	152	RECORD	PCT. RANK	GAMES	SCHEDULE	OF SCHEDULE	RPI	RPI	RPI	RPI

DIV. I ONLY	2- 5	261	0- 1	197	320	299	299	21	21
DIV. I NON-CONF.	2- 5	261	0- 1	197	320	299	299	21	21
TOTALS	RPI 1-25	RPI 26-50	W-L RECORDS	RPI 51-100	RPI 101-150	RPI 150+			
2- 5	0- 0	0- 1	OVERALL	0- 0	0- 2	2- 2			
2- 2	0- 0	0- 0	HOME	0- 0	0- 1	2- 1			
0- 3	0- 0	0- 1	AWAY	0- 0	0- 1	0- 1			
0- 0	0- 0	0- 0	NEUTRAL	0- 0	0- 0	0- 0			
2- 5	0- 0	0- 1	NON-CONFERENCE	0- 0	0- 2	2- 2			
2- 2	0- 0	0- 0	HOME	0- 0	0- 1	2- 1			
0- 3	0- 0	0- 1	AWAY	0- 0	0- 1	0- 1			
0- 0	0- 0	0- 0	NEUTRAL	0- 0	0- 0	0- 0			
0- 0	0- 0	0- 0	CONFERENCE	0- 0	0- 0	0- 0			
0- 0	0- 0	0- 0	HOME	0- 0	0- 0	0- 0			
0- 0	0- 0	0- 0	AWAY	0- 0	0- 0	0- 0			
0- 0	0- 0	0- 0	NEUTRAL	0- 0	0- 0	0- 0			

RPI 1-25	RPI 26-50	RPI 51-100	RPI 101+	Team's RPI: 299
RPI S Opponent Score	RPI S Opponent Score	RPI S Opponent Score	RPI S Opponent Score	
	50 A Butler 65 86		127 A Illinois 52 84	
			150 H Southern Ill. 59 65	
			168 A Arkansas St. 63 74	
			263 H Alabama A&M 53 59	
			323 H Lipscomb 97 61	
			349 H Evansville 81 53	
LAST 12 Division I GAMES:				
150 H Southern Ill.	59 65	127 A Illinois	52 84	
		263 H Alabama A&M	53 59	
		168 A Arkansas St.	63 74	
		323 H Lipscomb	97 61	
		50 A Butler	65 86	
		349 H Evansville	81 53	

Non-Div I Games: Oakland City 113 55 Bethel (TN) 86 50

Murray St.



Average RPI Win:	286	WON-LOST	WINNING	LAST 10	STRENGTH OF	OPP. STRENGTH	TEAM	ADJ.	CONF.	ADJ CONF.
Average RPI Loss:	186	RECORD	PCT. RANK	GAMES	SCHEDULE	OF SCHEDULE	RPI	RPI	RPI	RPI
DIV. I ONLY	2- 7	276	1- 0	307	240	340	340	32	32	
DIV. I NON-CONF.	2- 7	276	1- 0	307	240	340	340	32	32	
-----										
TOTALS	RPI 1-25	RPI 26-50	W-L RECORDS	RPI 51-100	RPI 101-150	RPI 150+				
2- 7	0- 1	0- 0	OVERALL	0- 0	0- 0	2- 6				
2- 4	0- 0	0- 0	HOME	0- 0	0- 0	2- 4				
0- 3	0- 1	0- 0	AWAY	0- 0	0- 0	0- 2				
0- 0	0- 0	0- 0	NEUTRAL	0- 0	0- 0	0- 0				
2- 7	0- 1	0- 0	NON-CONFERENCE	0- 0	0- 0	2- 6				
2- 4	0- 0	0- 0	HOME	0- 0	0- 0	2- 4				
0- 3	0- 1	0- 0	AWAY	0- 0	0- 0	0- 2				
0- 0	0- 0	0- 0	NEUTRAL	0- 0	0- 0	0- 0				
0- 0	0- 0	0- 0	CONFERENCE	0- 0	0- 0	0- 0				
0- 0	0- 0	0- 0	HOME	0- 0	0- 0	0- 0				
0- 0	0- 0	0- 0	AWAY	0- 0	0- 0	0- 0				
0- 0	0- 0	0- 0	NEUTRAL	0- 0	0- 0	0- 0				

RPI 1-25				RPI 26-50				RPI 51-100				RPI 101+ Team's RPI: 340			
RPI	S	Opponent	Score	RPI	S	Opponent	Score	RPI	S	Opponent	Score	RPI	S	Opponent	Score
15	A	Iowa	39 106									162	H	Coastal Caro.	66 89
												190	A	Winthrop	41 66
												200	H	UNCW	82 89
												210	H	Elon	54 83
												222	A	High Point	69 80
												245	H	Wofford	66 59
												303	H	USC Upstate	63 82
												327	H	UNC Greensboro	66 57
LAST 12 Division I GAMES:															
200	H	UNCW	82 89	245	H	Wofford	66 59								
15	A	Iowa	39 106	327	H	UNC Greensboro	66 57								
190	A	Winthrop	41 66	162	H	Coastal Caro.	66 89								
210	H	Elon	54 83	303	H	USC Upstate	63 82								
222	A	High Point	69 80												

Non-Div I Games: Johnson & Wales (NC) 5 43

N. C. Central

N  
C  
S  
t  
a  
t  
e

NC State					Through Games Of Dec. 19, 2018										
Average RPI	Win:	109	WON-LOST	WINNING	LAST 10	STRENGTH OF	OPP. STRENGTH	TEAM	ADJ.	CONF.	ADJ CONF.				
Average RPI	Loss:	0	RECORD	PCT. RANK	GAMES	SCHEDULE	OF SCHEDULE	RPI	RPI	RPI	RPI				
DIV. I ONLY		11- 0	1	1- 0	19	58	3	3	1	1					
DIV. I NON-CONF.		11- 0	1	1- 0	19	58	3	3	1	1					
-----															
TOTALS	RPI 1-25		RPI 26-50		W-L RECORDS	RPI 51-100		RPI 101-150		RPI 150+					
11- 0	1- 0		2- 0		OVERALL	2- 0		2- 0		4- 0					
8- 0	1- 0		1- 0		HOME	2- 0		2- 0		2- 0					
1- 0	0- 0		0- 0		AWAY	0- 0		0- 0		1- 0					
2- 0	0- 0		1- 0		NEUTRAL	0- 0		0- 0		1- 0					
11- 0	1- 0		2- 0		NON-CONFERENCE	2- 0		2- 0		4- 0					
8- 0	1- 0		1- 0		HOME	2- 0		2- 0		2- 0					
1- 0	0- 0		0- 0		AWAY	0- 0		0- 0		1- 0					
2- 0	0- 0		1- 0		NEUTRAL	0- 0		0- 0		1- 0					
0- 0	0- 0		0- 0		CONFERENCE	0- 0		0- 0		0- 0					
0- 0	0- 0		0- 0		HOME	0- 0		0- 0		0- 0					
0- 0	0- 0		0- 0		AWAY	0- 0		0- 0		0- 0					
0- 0	0- 0		0- 0		NEUTRAL	0- 0		0- 0		0- 0					
-----															
RPI 1-25			Team's RPI: 3			RPI 26-50			RPI 51-100			RPI 101+			
RPI	S	Opponent	Score	RPI	S	Opponent	Score	RPI	S	Opponent	Score	RPI	S	Opponent	Score
23	H	Old Domini on	85 56	26	N	Mi chi gan St.	78 74	51	H	Bel mont	77 62	102	H	Radford	75 58
				37	H	Main e	84 46	67	H	Mi chi gan	66 55	143	H	Kent St.	78 61
												170	H	Vanderbi l t	74 54
												180	A	Georgetown	76 65
												192	H	Hampton	83 51
												203	N	George Washi ngton	69 61
-----															
LAST 12 Di vi si on I GAMES:															
				37	H	Main e	84 46					180	A	Georgetown	76 65
				102	H	Radford	75 58					192	H	Hampton	83 51
				170	H	Vanderbi l t	74 54					23	H	Old Domi ni on	85 56
				143	H	Kent St.	78 61					67	H	Mi chi gan	66 55
				51	H	Bel mont	77 62					203	N	George Washi ngton	69 61
												26	N	Mi chi gan St.	78 74

N  
C  
S  
t  
a  
t  
e

Non-Di v I Games:

NC State



Average RPI Win:	328	WON-LOST	WINNING	LAST 10	STRENGTH OF	OPP. STRENGTH	TEAM	ADJ.	CONF.	ADJ CONF.
Average RPI Loss:	240	RECORD	PCT. RANK	GAMES	SCHEDULE	OF SCHEDULE	RPI	RPI	RPI	RPI
DIV. I ONLY	3- 8	265	1- 0	326	335	330	330	26	26	
DIV. I NON-CONF.	3- 8	265	1- 0	326	335	330	330	26	26	
-----										
TOTALS	RPI 1-25	RPI 26-50	W-L RECORDS	RPI 51-100	RPI 101-150	RPI 150+				
3- 8	0- 0	0- 0	OVERALL	0- 0	0- 1	3- 7				
1- 2	0- 0	0- 0	HOME	0- 0	0- 0	1- 2				
2- 6	0- 0	0- 0	AWAY	0- 0	0- 1	2- 5				
0- 0	0- 0	0- 0	NEUTRAL	0- 0	0- 0	0- 0				
3- 8	0- 0	0- 0	NON-CONFERENCE	0- 0	0- 1	3- 7				
1- 2	0- 0	0- 0	HOME	0- 0	0- 0	1- 2				
2- 6	0- 0	0- 0	AWAY	0- 0	0- 1	2- 5				
0- 0	0- 0	0- 0	NEUTRAL	0- 0	0- 0	0- 0				
0- 0	0- 0	0- 0	CONFERENCE	0- 0	0- 0	0- 0				
0- 0	0- 0	0- 0	HOME	0- 0	0- 0	0- 0				
0- 0	0- 0	0- 0	AWAY	0- 0	0- 0	0- 0				
0- 0	0- 0	0- 0	NEUTRAL	0- 0	0- 0	0- 0				

RPI 1-25				RPI 26-50				RPI 51-100				RPI 101+				Team's RPI: 330
RPI	S	Opponent	Score	RPI	S	Opponent	Score	RPI	S	Opponent	Score	RPI	S	Opponent	Score	
												118	A	Penn	42	85
												220	A	Howard	57	77
												221	H	Southeast Mo. St.	58	68
												229	A	West Virginia	50	95
												230	A	Rider	46	67
												276	H	Vermont	63	71
												281	A	Saint Peter's	57	70
												314	H	Western Caro.	79	71
												320	A	Colgate	71	53
												343	A	Fairleigh Dickinson	43	64
												350	A	LIU Brooklyn	72	51
-----																
LAST 12 Division I GAMES:																
320	A	Colgate	71	53	276	H	Vermont	63	71	230	A	Rider	46	67		
350	A	LIU Brooklyn	72	51	221	H	Southeast Mo. St.	58	68	314	H	Western Caro.	79	71		
229	A	West Virginia	50	95	343	A	Fairleigh Dickinson	43	64	118	A	Penn	42	85		
220	A	Howard	57	77												
281	A	Saint Peter's	57	70												

Non-Div I Games:

NJIT

Average RPI Win:	253	WON-LOST	WINNING	LAST 10	STRENGTH OF	OPP. STRENGTH	TEAM	ADJ.	CONF.	ADJ CONF.
Average RPI Loss:	140	RECORD	PCT. RANK	GAMES	SCHEDULE	OF SCHEDULE	RPI	RPI	RPI	RPI
DIV. I ONLY	3- 5	226	0- 1	203	241	227	227	23	23	
DIV. I NON-CONF.	3- 5	226	0- 1	203	241	227	227	23	23	
-----										
TOTALS	RPI 1-25	RPI 26-50	W-L RECORDS	RPI 51-100	RPI 101-150	RPI 150+				
3- 5	0- 0	0- 1	OVERALL	0- 1	0- 1	3- 2				
1- 2	0- 0	0- 0	HOME	0- 1	0- 1	1- 0				
2- 3	0- 0	0- 1	AWAY	0- 0	0- 0	2- 2				
0- 0	0- 0	0- 0	NEUTRAL	0- 0	0- 0	0- 0				
3- 5	0- 0	0- 1	NON-CONFERENCE	0- 1	0- 1	3- 2				
1- 2	0- 0	0- 0	HOME	0- 1	0- 1	1- 0				
2- 3	0- 0	0- 1	AWAY	0- 0	0- 0	2- 2				
0- 0	0- 0	0- 0	NEUTRAL	0- 0	0- 0	0- 0				
0- 0	0- 0	0- 0	CONFERENCE	0- 0	0- 0	0- 0				
0- 0	0- 0	0- 0	HOME	0- 0	0- 0	0- 0				
0- 0	0- 0	0- 0	AWAY	0- 0	0- 0	0- 0				
0- 0	0- 0	0- 0	NEUTRAL	0- 0	0- 0	0- 0				

RPI 1-25				RPI 26-50				RPI 51-100				RPI 101+ Team's RPI : 227			
RPI	S	Opponent	Score	RPI	S	Opponent	Score	RPI	S	Opponent	Score	RPI	S	Opponent	Score
				32	A	Col orado	43 59	89	H	Mari st	48 72	118	H	Penn	61 65
												171	A	Monmouth	67 68
												195	A	Air Force	54 47
												230	A	Ri der	66 60
												288	A	Norfol k St.	58 65
												333	H	N. C. A&T	72 49
LAST 12 Di vi si on I GAMES:															
				171	A	Monmouth	67 68	230	A	Ri der	66 60				
				32	A	Col orado	43 59	333	H	N. C. A&T	72 49				
				195	A	Air Force	54 47	118	H	Penn	61 65				
								288	A	Norfol k St.	58 65				
								89	H	Mari st	48 72				

Non-Div I Games: Catholic 81 36

Navy

Average RPI Win:	181	WON-LOST	WINNING	LAST 10	STRENGTH OF	OPP. STRENGTH	TEAM	ADJ.	CONF.	ADJ CONF.
Average RPI Loss:	65	RECORD	PCT. RANK	GAMES	SCHEDULE	OF SCHEDULE	RPI	RPI	RPI	RPI
DIV. I ONLY	5- 6	185	0- 1	68	74	124	124	3	3	
DIV. I NON-CONF.	5- 6	185	0- 1	68	74	124	124	3	3	
-----										
TOTALS	RPI 1-25	RPI 26-50	W-L RECORDS	RPI 51-100	RPI 101-150	RPI 150+				
5- 6	0- 3	0- 1	OVERALL	1- 0	1- 1	3- 1				
4- 1	0- 1	0- 0	HOME	1- 0	0- 0	3- 0				
0- 5	0- 2	0- 1	AWAY	0- 0	0- 1	0- 1				
1- 0	0- 0	0- 0	NEUTRAL	0- 0	1- 0	0- 0				
5- 6	0- 3	0- 1	NON-CONFERENCE	1- 0	1- 1	3- 1				
4- 1	0- 1	0- 0	HOME	1- 0	0- 0	3- 0				
0- 5	0- 2	0- 1	AWAY	0- 0	0- 1	0- 1				
1- 0	0- 0	0- 0	NEUTRAL	0- 0	1- 0	0- 0				
0- 0	0- 0	0- 0	CONFERENCE	0- 0	0- 0	0- 0				
0- 0	0- 0	0- 0	HOME	0- 0	0- 0	0- 0				
0- 0	0- 0	0- 0	AWAY	0- 0	0- 0	0- 0				
0- 0	0- 0	0- 0	NEUTRAL	0- 0	0- 0	0- 0				

RPI 1-25				RPI 26-50				RPI 51-100				RPI 101+ Team's RPI: 124			
RPI	S	Opponent	Score	RPI	S	Opponent	Score	RPI	S	Opponent	Score	RPI	S	Opponent	Score
9	H	Drake	77 83	49	A	Arkansas	80 84	63	H	Kansas	58 52	102	N	Radford	77 39
11	A	Louisville	68 85									126	A	Creighton	65 74
25	A	Miami (FL)	68 82									167	A	Washington St.	84 87
												169	H	Denver	96 71
												267	H	San Jose St.	96 63
												303	H	USC Upstate	87 64
-----															
LAST 12 Division I GAMES:															
169	H	Denver	96 71	49	A	Arkansas	80 84	25	A	Miami (FL)	68 82				
267	H	San Jose St.	96 63					167	A	Washington St.	84 87				
63	H	Kansas	58 52					303	H	USC Upstate	87 64				
126	A	Creighton	65 74					9	H	Drake	77 83				
11	A	Louisville	68 85												
102	N	Radford	77 39												

Non-Div I Games:

Nebraska

Average RPI Win: 277

Average RPI Loss: 104

WON-LOST  
RECORDWINNING  
PCT. RANKLAST 10  
GAMESSTRENGTH OF  
SCHEDULEOPP. STRENGTH  
OF SCHEDULETEAM  
RPIADJ.  
RPICONF.  
RPIADJ CONF.  
RPIDIV. I ONLY  
DIV. I NON-CONF.1- 7  
1- 7311  
3110- 1  
0- 114  
14302  
302207  
207207  
2079  
99  
9

TOTALS

RPI 1-25

RPI 26-50

W-L RECORDS

RPI 51-100

RPI 101-150

RPI 150+

1- 7

0- 0

0- 1

OVERALL

0- 3

0- 2

1- 1

0- 4

0- 0

0- 1

HOME

0- 2

0- 0

0- 1

1- 1

0- 0

0- 0

AWAY

0- 0

0- 1

1- 0

0- 2

0- 0

0- 0

NEUTRAL

0- 1

0- 1

0- 0

1- 7

0- 0

0- 1

NON-CONFERENCE

0- 3

0- 2

1- 1

0- 4

0- 0

0- 1

HOME

0- 2

0- 0

0- 1

1- 1

0- 0

0- 0

AWAY

0- 0

0- 1

1- 0

0- 2

0- 0

0- 0

NEUTRAL

0- 1

0- 1

0- 0

0- 0

0- 0

0- 0

CONFERENCE

0- 0

0- 0

0- 0

0- 0

0- 0

0- 0

HOME

0- 0

0- 0

0- 0

0- 0

0- 0

0- 0

AWAY

0- 0

0- 0

0- 0

0- 0

0- 0

0- 0

NEUTRAL

0- 0

0- 0

0- 0

RPI 1-25

RPI 26-50

RPI 51-100

RPI 101+

Team's RPI: 207

RPI S Opponent Score

RPI S Opponent Score

RPI S Opponent Score

RPI S Opponent Score

32 H Colorado 52 65

56 H Southern California 51 72

113 N Northern Ill. 69 98

94 H Utah 52 74

149 A Santa Clara 48 56

96 N UC Davis 68 84

189 H Texas Tech 67 86

277 A Long Beach St. 76 67

LAST 12 Division I GAMES:

96 N UC Davis 68 84

113 N Northern Ill. 69 98

56 H Southern California 51 72

189 H Texas Tech 67 86

32 H Colorado 52 65

277 A Long Beach St. 76 67

149 A Santa Clara 48 56

94 H Utah 52 74

Non-Div I Games: Stanislaus St. 75 52

Nevada

Average RPI Win:	246	WON-LOST	WINNING	LAST 10	STRENGTH OF	OPP. STRENGTH	TEAM	ADJ.	CONF.	ADJ CONF.
Average RPI Loss:	170	RECORD	PCT. RANK	GAMES	SCHEDULE	OF SCHEDULE	RPI	RPI	RPI	RPI
DIV. I ONLY	2- 8	283	0- 1	140	297	280	280	22	22	
DIV. I NON-CONF.	2- 8	283	0- 1	140	297	280	280	22	22	
-----										
TOTALS	RPI 1-25	RPI 26-50	W-L RECORDS	RPI 51-100	RPI 101-150	RPI 150+				
2- 8	0- 0	0- 2	OVERALL	0- 1	0- 0	2- 5				
2- 1	0- 0	0- 0	HOME	0- 0	0- 0	2- 1				
0- 7	0- 0	0- 2	AWAY	0- 1	0- 0	0- 4				
0- 0	0- 0	0- 0	NEUTRAL	0- 0	0- 0	0- 0				
2- 8	0- 0	0- 2	NON-CONFERENCE	0- 1	0- 0	2- 5				
2- 1	0- 0	0- 0	HOME	0- 0	0- 0	2- 1				
0- 7	0- 0	0- 2	AWAY	0- 1	0- 0	0- 4				
0- 0	0- 0	0- 0	NEUTRAL	0- 0	0- 0	0- 0				
0- 0	0- 0	0- 0	CONFERENCE	0- 0	0- 0	0- 0				
0- 0	0- 0	0- 0	HOME	0- 0	0- 0	0- 0				
0- 0	0- 0	0- 0	AWAY	0- 0	0- 0	0- 0				
0- 0	0- 0	0- 0	NEUTRAL	0- 0	0- 0	0- 0				

RPI 1-25				RPI 26-50				RPI 51-100				RPI 101+ Team's RPI: 280			
RPI	S	Opponent	Score	RPI	S	Opponent	Score	RPI	S	Opponent	Score	RPI	S	Opponent	Score
				35	A	Northeastern	54 69	88	A	South Fla.	36 79	187	A	Boston U.	39 60
				36	A	Minnesota	47 70					198	H	Sacred Heart	60 71
												212	H	Holy Cross	74 62
												242	A	Brown	70 76
												250	A	Central Conn. St.	47 56
												279	H	Bryant	79 74
												321	A	North Dakota St.	51 56
-----															
LAST 12 Division I GAMES:															
				198	H	Sacred Heart	60 71	250	A	Central Conn. St.	47 56				
				242	A	Brown	70 76	212	H	Holy Cross	74 62				
				321	A	North Dakota St.	51 56	88	A	South Fla.	36 79				
				36	A	Minnesota	47 70	187	A	Boston U.	39 60				
								279	H	Bryant	79 74				
								35	A	Northeastern	54 69				

Non-Div I Games: U New England 68 44

New Hampshire

Average RPI	Win:	166	WON-LOST	WINNING	LAST 10	STRENGTH OF	OPP. STRENGTH	TEAM	ADJ.	CONF.	ADJ CONF.
Average RPI	Loss:	34	RECORD	PCT. RANK	GAMES	SCHEDULE	OF SCHEDULE	RPI	RPI	RPI	RPI
DIV. I ONLY		9- 1		18	1- 0	127	35	27	27	9	9
DIV. I NON-CONF.		9- 1		18	1- 0	127	35	27	27	9	9
-----											
TOTALS	RPI 1-25		RPI 26-50		W-L RECORDS	RPI 51-100		RPI 101-150		RPI 150+	
9- 1	0- 0		0- 1		OVERALL	0- 0		5- 0		4- 0	
6- 1	0- 0		0- 1		HOME	0- 0		2- 0		4- 0	
3- 0	0- 0		0- 0		AWAY	0- 0		3- 0		0- 0	
0- 0	0- 0		0- 0		NEUTRAL	0- 0		0- 0		0- 0	
9- 1	0- 0		0- 1		NON-CONFERENCE	0- 0		5- 0		4- 0	
6- 1	0- 0		0- 1		HOME	0- 0		2- 0		4- 0	
3- 0	0- 0		0- 0		AWAY	0- 0		3- 0		0- 0	
0- 0	0- 0		0- 0		NEUTRAL	0- 0		0- 0		0- 0	
0- 0	0- 0		0- 0		CONFERENCE	0- 0		0- 0		0- 0	
0- 0	0- 0		0- 0		HOME	0- 0		0- 0		0- 0	
0- 0	0- 0		0- 0		AWAY	0- 0		0- 0		0- 0	
0- 0	0- 0		0- 0		NEUTRAL	0- 0		0- 0		0- 0	

RPI	S	Opponent	Score	RPI	S	Opponent	Score	RPI	S	Opponent	Score	RPI	S	Opponent	Score
				34	H	Auburn	76 79					114	H	Hartford	72 65
												116	A	New Mexico St.	75 50
												116	H	New Mexico St.	83 58
												128	A	Houston	89 84
												137	A	Northern Ariz.	84 55
												166	H	Oklahoma	84 80
												175	H	Texas St.	82 51
												223	H	Sacramento St.	85 53
												319	H	UTEP	69 51
LAST 12 Division I GAMES:															
				114	H	Hartford	72 65					223	H	Sacramento St.	85 53
				34	H	Auburn	76 79					116	A	New Mexico St.	75 50
				128	A	Houston	89 84					137	A	Northern Ariz.	84 55
				175	H	Texas St.	82 51					319	H	UTEP	69 51
												116	H	New Mexico St.	83 58
												166	H	Oklahoma	84 80

Non-Div I Games:

New Mexico

Average RPI	Win:	275	WON-LOST	WINNING	LAST 10	STRENGTH OF	OPP. STRENGTH	TEAM	ADJ.	CONF.	ADJ CONF.
Average RPI	Loss:	62	RECORD	PCT. RANK	GAMES	SCHEDULE	OF SCHEDULE	RPI	RPI	RPI	RPI
DIV. I ONLY		4- 3		136	1- 0	89	269	116	116	30	30
DIV. I NON-CONF.		4- 3		136	1- 0	89	269	116	116	30	30
-----											
TOTALS	RPI 1-25		RPI 26-50		W-L RECORDS	RPI 51-100		RPI 101-150		RPI 150+	
4- 3	0- 0		0- 2		OVERALL	0- 0		0- 1		4- 0	
1- 2	0- 0		0- 1		HOME	0- 0		0- 1		1- 0	
3- 1	0- 0		0- 1		AWAY	0- 0		0- 0		3- 0	
0- 0	0- 0		0- 0		NEUTRAL	0- 0		0- 0		0- 0	
4- 3	0- 0		0- 2		NON-CONFERENCE	0- 0		0- 1		4- 0	
1- 2	0- 0		0- 1		HOME	0- 0		0- 1		1- 0	
3- 1	0- 0		0- 1		AWAY	0- 0		0- 0		3- 0	
0- 0	0- 0		0- 0		NEUTRAL	0- 0		0- 0		0- 0	
0- 0	0- 0		0- 0		CONFERENCE	0- 0		0- 0		0- 0	
0- 0	0- 0		0- 0		HOME	0- 0		0- 0		0- 0	
0- 0	0- 0		0- 0		AWAY	0- 0		0- 0		0- 0	
0- 0	0- 0		0- 0		NEUTRAL	0- 0		0- 0		0- 0	

RPI 1-25				RPI 26-50				RPI 51-100				RPI 101+ Team's RPI: 116			
RPI	S	Opponent	Score	RPI	S	Opponent	Score	RPI	S	Opponent	Score	RPI	S	Opponent	Score
				27	A	New Mexico	58 83					132	H	Abilene Christian	46 58
				27	H	New Mexico	50 75					169	H	Denver	66 64
												291	A	Western Mich.	66 54
												319	A	UTEP	69 65
												322	A	A&M-Corpus Christi	67 65
LAST 12 Division I GAMES:															
				322	A	A&M-Corpus Christi	67 65	132	H	Abilene Christian	46 58				
				27	H	New Mexico	50 75	319	A	UTEP	69 65				
				169	H	Denver	66 64	291	A	Western Mich.	66 54				
				27	A	New Mexico	58 83								

Non-Div I Games: Tex. Permian Basin 70 38 Northern N.M. 101 51

New Mexico St.

Average RPI Win:	251	WON-LOST	WINNING	LAST 10	STRENGTH OF	OPP. STRENGTH	TEAM	ADJ.	CONF.	ADJ CONF.
Average RPI Loss:	144	RECORD	PCT. RANK	GAMES	SCHEDULE	OF SCHEDULE	RPI	RPI	RPI	RPI
DIV. I ONLY	1- 4	283	0- 0	83	258	215	215	24	24	
DIV. I NON-CONF.	1- 4	283	0- 0	83	258	215	215	24	24	
-----										
TOTALS	RPI 1-25	RPI 26-50	W-L RECORDS	RPI 51-100	RPI 101-150	RPI 150+				
1- 4	0- 1	0- 0	OVERALL	0- 0	0- 2	1- 1				
0- 1	0- 0	0- 0	HOME	0- 0	0- 0	0- 1				
1- 3	0- 1	0- 0	AWAY	0- 0	0- 2	1- 0				
0- 0	0- 0	0- 0	NEUTRAL	0- 0	0- 0	0- 0				
1- 4	0- 1	0- 0	NON-CONFERENCE	0- 0	0- 2	1- 1				
0- 1	0- 0	0- 0	HOME	0- 0	0- 0	0- 1				
1- 3	0- 1	0- 0	AWAY	0- 0	0- 2	1- 0				
0- 0	0- 0	0- 0	NEUTRAL	0- 0	0- 0	0- 0				
0- 0	0- 0	0- 0	CONFERENCE	0- 0	0- 0	0- 0				
0- 0	0- 0	0- 0	HOME	0- 0	0- 0	0- 0				
0- 0	0- 0	0- 0	AWAY	0- 0	0- 0	0- 0				
0- 0	0- 0	0- 0	NEUTRAL	0- 0	0- 0	0- 0				

RPI 1-25				RPI 26-50				RPI 51-100				RPI 101+ Team's RPI: 215			
RPI	S	Opponent	Score	RPI	S	Opponent	Score	RPI	S	Opponent	Score	RPI	S	Opponent	Score
25	A	Mi ami (FL)	38 78									115	A	Pi ttsburgh	38 90
												129	A	Ri ce	56 67
												251	A	Memphi s	66 59
												306	H	La. -Monroe	44 57
LAST 12 Division I GAMES:															
306	H	La. -Monroe	44 57	25	A	Mi ami (FL)	38 78	251	A	Memphi s	66 59				
115	A	Pi ttsburgh	38 90					129	A	Ri ce	56 67				

Non-Div I Games: Dillard 68 59 Centenary (LA) 104 42 Trinity Baptist 93 38 New Orleans



Average RPI Win:	277	WON-LOST	WINNING	LAST 10	STRENGTH OF	OPP. STRENGTH	TEAM	ADJ.	CONF.	ADJ CONF.
Average RPI Loss:	140	RECORD	PCT. RANK	GAMES	SCHEDULE	OF SCHEDULE	RPI	RPI	RPI	RPI
DIV. I ONLY	3- 7	252	1- 0	270	80	286	286	27	27	
DIV. I NON-CONF.	3- 7	252	1- 0	270	80	286	286	27	27	
-----										
TOTALS	RPI 1-25	RPI 26-50	W-L RECORDS	RPI 51-100	RPI 101-150	RPI 150+				
3- 7	0- 2	0- 0	OVERALL	0- 1	0- 1	3- 3				
2- 2	0- 0	0- 0	HOME	0- 0	0- 0	2- 2				
0- 4	0- 2	0- 0	AWAY	0- 1	0- 0	0- 1				
1- 1	0- 0	0- 0	NEUTRAL	0- 0	0- 1	1- 0				
3- 7	0- 2	0- 0	NON-CONFERENCE	0- 1	0- 1	3- 3				
2- 2	0- 0	0- 0	HOME	0- 0	0- 0	2- 2				
0- 4	0- 2	0- 0	AWAY	0- 1	0- 0	0- 1				
1- 1	0- 0	0- 0	NEUTRAL	0- 0	0- 1	1- 0				
0- 0	0- 0	0- 0	CONFERENCE	0- 0	0- 0	0- 0				
0- 0	0- 0	0- 0	HOME	0- 0	0- 0	0- 0				
0- 0	0- 0	0- 0	AWAY	0- 0	0- 0	0- 0				
0- 0	0- 0	0- 0	NEUTRAL	0- 0	0- 0	0- 0				

RPI	S	Opponent	Score	RPI	S	Opponent	Score	RPI	S	Opponent	Score	RPI	S	Opponent	Score	Team's RPI: 286
7	A	Iowa St.	35 95					71	A	Buffalo	61 88	119	N	Yale	64 67	
13	A	Syracuse	45 94									220	H	Howard	61 68	
												247	H	Binghamton	79 72	
												249	H	St. Bonaventure	48 76	
												257	H	Coppin St.	71 69	
												301	A	Saint Joseph's	54 68	
												326	N	Morgan St.	67 57	
-----																
LAST 12 Division I GAMES:																
326	N	Morgan St.	67 57	247	H	Binghamton	79 72									
119	N	Yale	64 67	220	H	Howard	61 68									
13	A	Syracuse	45 94	301	A	Saint Joseph's	54 68									
257	H	Coppin St.	71 69	71	A	Buffalo	61 88									
				7	A	Iowa St.	35 95									
				249	H	St. Bonaventure	48 76									

Non-Div I Games:

Niagara

Average RPI Win:	276	WON-LOST	WINNING	LAST 10	STRENGTH OF	OPP. STRENGTH	TEAM	ADJ.	CONF.	ADJ CONF.
Average RPI Loss:	94	RECORD	PCT. RANK	GAMES	SCHEDULE	OF SCHEDULE	RPI	RPI	RPI	RPI
DIV. I ONLY	4- 6	207	0- 1	192	146	174	174	24	24	
DIV. I NON-CONF.	4- 6	207	0- 1	192	146	174	174	24	24	
-----										
TOTALS	RPI 1-25	RPI 26-50	W-L RECORDS	RPI 51-100	RPI 101-150	RPI 150+				
4- 6	0- 1	0- 2	OVERALL	0- 1	0- 0	4- 2				
1- 0	0- 0	0- 0	HOME	0- 0	0- 0	1- 0				
2- 5	0- 1	0- 2	AWAY	0- 1	0- 0	2- 1				
1- 1	0- 0	0- 0	NEUTRAL	0- 0	0- 0	1- 1				
4- 6	0- 1	0- 2	NON-CONFERENCE	0- 1	0- 0	4- 2				
1- 0	0- 0	0- 0	HOME	0- 0	0- 0	1- 0				
2- 5	0- 1	0- 2	AWAY	0- 1	0- 0	2- 1				
1- 1	0- 0	0- 0	NEUTRAL	0- 0	0- 0	1- 1				
0- 0	0- 0	0- 0	CONFERENCE	0- 0	0- 0	0- 0				
0- 0	0- 0	0- 0	HOME	0- 0	0- 0	0- 0				
0- 0	0- 0	0- 0	AWAY	0- 0	0- 0	0- 0				
0- 0	0- 0	0- 0	NEUTRAL	0- 0	0- 0	0- 0				

RPI 1-25				RPI 26-50				RPI 51-100				RPI 101+ Team's RPI: 174			
RPI	S	Opponent	Score	RPI	S	Opponent	Score	RPI	S	Opponent	Score	RPI	S	Opponent	Score
12	A	Bayl or	39 100	34	A	Auburn	59 80	85	A	LSU	44 76	175	A	Texas St.	67 72
				40	A	Tul ane	46 71					209	N	Texas Southern	58 57
												216	N	Del aware	56 71
												270	H	Mi ssi ssi ppi Val .	72 47
												306	A	La. -Monroe	55 54
												319	A	UTEP	58 56
LAST 12 Division I GAMES:															
216	N	Del aware	56 71	209	N	Texas Southern	58 57								
175	A	Texas St.	67 72	319	A	UTEP	58 56								
85	A	LSU	44 76	34	A	Auburn	59 80								
306	A	La. -Monroe	55 54	12	A	Bayl or	39 100								
40	A	Tul ane	46 71												
270	H	Mi ssi ssi ppi Val .	72 47												

Non-Div I Games: Southern-N.O. 86 49

Nicholls St.

Average RPI Win:	294	WON-LOST	WINNING	LAST 10	STRENGTH OF	OPP. STRENGTH	TEAM	ADJ.	CONF.	ADJ CONF.
Average RPI Loss:	183	RECORD	PCT. RANK	GAMES	SCHEDULE	OF SCHEDULE	RPI	RPI	RPI	RPI
DIV. I ONLY	3- 6	237	1- 0	282	219	288	288	32	32	
DIV. I NON-CONF.	3- 6	237	1- 0	282	219	288	288	32	32	
-----										
TOTALS	RPI 1-25	RPI 26-50	W-L RECORDS	RPI 51-100	RPI 101-150	RPI 150+				
3- 6	0- 1	0- 0	OVERALL	0- 0	0- 1	3- 4				
2- 1	0- 0	0- 0	HOME	0- 0	0- 0	2- 1				
0- 5	0- 1	0- 0	AWAY	0- 0	0- 1	0- 3				
1- 0	0- 0	0- 0	NEUTRAL	0- 0	0- 0	1- 0				
3- 6	0- 1	0- 0	NON-CONFERENCE	0- 0	0- 1	3- 4				
2- 1	0- 0	0- 0	HOME	0- 0	0- 0	2- 1				
0- 5	0- 1	0- 0	AWAY	0- 0	0- 1	0- 3				
1- 0	0- 0	0- 0	NEUTRAL	0- 0	0- 0	1- 0				
0- 0	0- 0	0- 0	CONFERENCE	0- 0	0- 0	0- 0				
0- 0	0- 0	0- 0	HOME	0- 0	0- 0	0- 0				
0- 0	0- 0	0- 0	AWAY	0- 0	0- 0	0- 0				
0- 0	0- 0	0- 0	NEUTRAL	0- 0	0- 0	0- 0				

RPI 1-25				RPI 26-50				RPI 51-100				RPI 101+ Team's RPI: 288			
RPI	S	Opponent	Score	RPI	S	Opponent	Score	RPI	S	Opponent	Score	RPI	S	Opponent	Score
23	A	Old Domini on	53 69									130	A	Lehi gh	41 62
												199	H	Campbel l	49 57
												222	A	Hi gh Poi nt	51 83
												227	H	Navy	65 58
												240	A	Ole Mi ss	42 60
												285	A	La Sal le	52 62
												307	N	Li berty	66 53
												348	H	Longwood	74 42
LAST 12 Di vi si on I GAMES:															
348	H	Longwood	74 42	307	N	Li berty	66 53	222	A	Hi gh Poi nt	51 83				
285	A	La Sal le	52 62	240	A	Ole Mi ss	42 60								
130	A	Lehi gh	41 62												
199	H	Campbel l	49 57												
227	H	Navy	65 58												
23	A	Old Domini on	53 69												

Non-Di v I Games: Cheyney 93 40 Saint Augustine's 71 38

Norfolk St.

Average RPI Win:	239	WON-LOST	WINNING	LAST 10	STRENGTH OF	OPP. STRENGTH	TEAM	ADJ.	CONF.	ADJ CONF.
Average RPI Loss:	92	RECORD	PCT. RANK	GAMES	SCHEDULE	OF SCHEDULE	RPI	RPI	RPI	RPI

DIV. I ONLY	5- 1	38	0- 0	339	20	142	142	26	26
DIV. I NON-CONF.	5- 1	38	0- 0	339	20	142	142	26	26
<hr/>									
TOTALS	RPI 1-25	RPI 26-50	W-L RECORDS	RPI 51-100	RPI 101-150	RPI 150+			
5- 1	0- 0	0- 0	OVERALL	0- 1	0- 0	5- 0			
1- 0	0- 0	0- 0	HOME	0- 0	0- 0	1- 0			
3- 1	0- 0	0- 0	AWAY	0- 1	0- 0	3- 0			
1- 0	0- 0	0- 0	NEUTRAL	0- 0	0- 0	1- 0			
5- 1	0- 0	0- 0	NON-CONFERENCE	0- 1	0- 0	5- 0			
1- 0	0- 0	0- 0	HOME	0- 0	0- 0	1- 0			
3- 1	0- 0	0- 0	AWAY	0- 1	0- 0	3- 0			
1- 0	0- 0	0- 0	NEUTRAL	0- 0	0- 0	1- 0			
0- 0	0- 0	0- 0	CONFERENCE	0- 0	0- 0	0- 0			
0- 0	0- 0	0- 0	HOME	0- 0	0- 0	0- 0			
0- 0	0- 0	0- 0	AWAY	0- 0	0- 0	0- 0			
0- 0	0- 0	0- 0	NEUTRAL	0- 0	0- 0	0- 0			

RPI 1-25				RPI 26-50				RPI 51-100				RPI 101+ Team's RPI: 142				
RPI	S	Opponent	Score	RPI	S	Opponent	Score	RPI	S	Opponent	Score	RPI	S	Opponent	Score	
								92	A	Xavier	81	94	170	A	Vanderbilt	74 71
													218	H	Alabama St.	68 42
													221	N	Southeast Mo. St.	80 67
													270	A	Mississippi Val.	86 72
													314	A	Western Caro.	89 66
LAST 12 Division I GAMES:																
				170	A	Vanderbilt	74 71	270	A	Mississippi Val.	86 72					
								92	A	Xavier	81	94				
								314	A	Western Caro.	89 66					
								221	N	Southeast Mo. St.	80 67					
								218	H	Alabama St.	68 42					

Non-Div I Games: Stillman 99 43 Martin Methodist 79 48 Lane 98 57 Blue Mountain (MS) 70 42 North Ala.

Average RPI Win:	156	WON-LOST	WINNING	LAST 10	STRENGTH OF	OPP. STRENGTH	TEAM	ADJ.	CONF.	ADJ CONF.
Average RPI Loss:	42	RECORD	PCT. RANK	GAMES	SCHEDULE	OF SCHEDULE	RPI	RPI	RPI	RPI
DIV. I ONLY	8- 4	96	1- 0	29	136	33	33	1	1	
DIV. I NON-CONF.	8- 4	96	1- 0	29	136	33	33	1	1	
-----										
TOTALS	RPI 1-25	RPI 26-50	W-L RECORDS	RPI 51-100	RPI 101-150	RPI 150+				
8- 4	0- 1	1- 2	OVERALL	1- 1	3- 0	3- 0				
4- 1	0- 0	0- 1	HOME	0- 0	2- 0	2- 0				
1- 2	0- 0	0- 1	AWAY	0- 1	0- 0	1- 0				
3- 1	0- 1	1- 0	NEUTRAL	1- 0	1- 0	0- 0				
8- 4	0- 1	1- 2	NON-CONFERENCE	1- 1	3- 0	3- 0				
4- 1	0- 0	0- 1	HOME	0- 0	2- 0	2- 0				
1- 2	0- 0	0- 1	AWAY	0- 1	0- 0	1- 0				
3- 1	0- 1	1- 0	NEUTRAL	1- 0	1- 0	0- 0				
0- 0	0- 0	0- 0	CONFERENCE	0- 0	0- 0	0- 0				
0- 0	0- 0	0- 0	HOME	0- 0	0- 0	0- 0				
0- 0	0- 0	0- 0	AWAY	0- 0	0- 0	0- 0				
0- 0	0- 0	0- 0	NEUTRAL	0- 0	0- 0	0- 0				

RPI 1-25				RPI 26-50				RPI 51-100				RPI 101+			
RPI	S	Opponent	Score	RPI	S	Opponent	Score	RPI	S	Opponent	Score	RPI	S	Opponent	Score
16	N	Kentucky	75 85	29	N	UCLA	83 49	81	A	Ohio St.	69 76	125	H	VCU	59 47
				32	A	Colorado	74 86	88	N	South Fla.	71 69	129	N	Rice	71 50
				37	H	Maine	73 85					143	H	Kent St.	73 60
												200	H	UNCW	82 55
												210	A	Elon	100 69
												327	H	UNC Greensboro	83 62
-----															
LAST 12 Division I GAMES:															
129	N	Rice	71 50	16	N	Kentucky	75 85	88	N	South Fla.	71 69	29	N	UCLA	83 49
327	H	UNC Greensboro	83 62					32	A	Colorado	74 86	125	H	VCU	59 47
200	H	UNCW	82 55									143	H	Kent St.	73 60
37	H	Maine	73 85												
81	A	Ohio St.	69 76												
210	A	Elon	100 69												

Non-Div I Games:

North Carolina

Average RPI Win:	255	WON-LOST	WINNING	LAST 10	STRENGTH OF	OPP. STRENGTH	TEAM	ADJ.	CONF.	ADJ CONF.
Average RPI Loss:	129	RECORD	PCT. RANK	GAMES	SCHEDULE	OF SCHEDULE	RPI	RPI	RPI	RPI
DIV. I ONLY	2- 8	283	0- 1	168	118	226	226	18	18	
DIV. I NON-CONF.	2- 8	283	0- 1	168	118	226	226	18	18	
-----										
TOTALS	RPI 1-25	RPI 26-50	W-L RECORDS	RPI 51-100	RPI 101-150	RPI 150+				
2- 8	0- 2	0- 0	OVERALL	0- 1	0- 2	2- 3				
0- 1	0- 0	0- 0	HOME	0- 0	0- 0	0- 1				
2- 7	0- 2	0- 0	AWAY	0- 1	0- 2	2- 2				
0- 0	0- 0	0- 0	NEUTRAL	0- 0	0- 0	0- 0				
2- 8	0- 2	0- 0	NON-CONFERENCE	0- 1	0- 2	2- 3				
0- 1	0- 0	0- 0	HOME	0- 0	0- 0	0- 1				
2- 7	0- 2	0- 0	AWAY	0- 1	0- 2	2- 2				
0- 0	0- 0	0- 0	NEUTRAL	0- 0	0- 0	0- 0				
0- 0	0- 0	0- 0	CONFERENCE	0- 0	0- 0	0- 0				
0- 0	0- 0	0- 0	HOME	0- 0	0- 0	0- 0				
0- 0	0- 0	0- 0	AWAY	0- 0	0- 0	0- 0				
0- 0	0- 0	0- 0	NEUTRAL	0- 0	0- 0	0- 0				

RPI 1-25				RPI 26-50				RPI 51-100				RPI 101+				Team's RPI: 226
RPI	S	Opponent	Score	RPI	S	Opponent	Score	RPI	S	Opponent	Score	RPI	S	Opponent	Score	
7	A	Iowa St.	35 87					83	A	UNI	60 64	101	A	Penn St.	68 75	
13	A	Syracuse	49 85									140	A	Rhode Isl and	63 77	
												184	H	Milwaukee	46 64	
												206	A	Massachusetts	59 52	
												244	A	Stetson	63 74	
												258	A	Illinois St.	55 67	
												304	A	Valparaiso	62 56	
-----																
LAST 12 Division I GAMES:																
244	A	Stetson	63 74	140	A	Rhode Isl and	63 77	101	A	Penn St.	68 75	13	A	Syracuse	49 85	
7	A	Iowa St.	35 87													
184	H	Milwaukee	46 64	258	A	Illinois St.	55 67									
83	A	UNI	60 64	304	A	Valparaiso	62 56									
206	A	Massachusetts	59 52													

Non-Div I Games: Mayville St. 84 50

North Dakota

North Dakota St.

Through Games Of Dec. 19, 2018

Average RPI Win:	292	WON-LOST	WINNING	LAST 10	STRENGTH OF	OPP. STRENGTH	TEAM	ADJ.	CONF.	ADJ CONF.
Average RPI Loss:	167	RECORD	PCT. RANK	GAMES	SCHEDULE	OF SCHEDULE	RPI	RPI	RPI	RPI

DIV. I ONLY	2- 8	283	0- 1	280	212	321	321	18	18
DIV. I NON-CONF.	2- 8	283	0- 1	280	212	321	321	18	18
-----									
TOTALS	RPI 1-25	RPI 26-50	W-L RECORDS	RPI 51-100	RPI 101-150	RPI 150+			
2- 8	0- 0	0- 0	OVERALL	0- 1	0- 3	2- 4			
1- 3	0- 0	0- 0	HOME	0- 0	0- 1	1- 2			
1- 3	0- 0	0- 0	AWAY	0- 1	0- 2	1- 0			
0- 2	0- 0	0- 0	NEUTRAL	0- 0	0- 0	0- 2			
2- 8	0- 0	0- 0	NON-CONFERENCE	0- 1	0- 3	2- 4			
1- 3	0- 0	0- 0	HOME	0- 0	0- 1	1- 2			
1- 3	0- 0	0- 0	AWAY	0- 1	0- 2	1- 0			
0- 2	0- 0	0- 0	NEUTRAL	0- 0	0- 0	0- 2			
0- 0	0- 0	0- 0	CONFERENCE	0- 0	0- 0	0- 0			
0- 0	0- 0	0- 0	HOME	0- 0	0- 0	0- 0			
0- 0	0- 0	0- 0	AWAY	0- 0	0- 0	0- 0			
0- 0	0- 0	0- 0	NEUTRAL	0- 0	0- 0	0- 0			

RPI 1-25				RPI 26-50				RPI 51-100				RPI 101+				Team's RPI: 321	
RPI	S	Opponent	Score	RPI	S	Opponent	Score	RPI	S	Opponent	Score	RPI	S	Opponent	Score		
								76	A	Paci fi c	68	75	113	A	Northern Ill.	63	81
												126	H	Crei ghton	51	86	
												145	A	Wi sconsi n	53	64	
												173	H	UMKC	59	69	
												184	H	Mi lwaukee	55	57	
												246	N	San Franci sco	42	75	
												269	N	North Texas	78	92	
												280	H	New Hampshi re	56	51	
												304	A	Val parai so	51	48	
LAST 12 Di vi si on I GAMES:																	
				304	A	Val parai so	51	48	246	N	San Franci sco	42	75				
				184	H	Mi lwaukee	55	57	145	A	Wi sconsi n	53	64				
				173	H	UMKC	59	69	280	H	New Hampshi re	56	51				
				113	A	Northern Ill.	63	81	126	H	Crei ghton	51	86				
				269	N	North Texas	78	92									
				76	A	Paci fi c	68	75									

Non-Div I Games: Mayville St. 49 43

North Dakota St.

Loss, Non-Conf, S Site, H Home A Away N Neutral

Average RPI Win:	326	WON-LOST	WINNING	LAST 10	STRENGTH OF	OPP. STRENGTH	TEAM	ADJ.	CONF.	ADJ CONF.
Average RPI Loss:	95	RECORD	PCT. RANK	GAMES	SCHEDULE	OF SCHEDULE	RPI	RPI	RPI	RPI
DIV. I ONLY	3- 4	203	0- 1	246	176	239	239	26	26	
DIV. I NON-CONF.	3- 4	203	0- 1	246	176	239	239	26	26	
-----										
TOTALS	RPI 1-25	RPI 26-50	W-L RECORDS	RPI 51-100	RPI 101-150	RPI 150+				
3- 4	0- 2	0- 0	OVERALL	0- 0	0- 1	3- 1				
3- 0	0- 0	0- 0	HOME	0- 0	0- 0	3- 0				
0- 4	0- 2	0- 0	AWAY	0- 0	0- 1	0- 1				
0- 0	0- 0	0- 0	NEUTRAL	0- 0	0- 0	0- 0				
3- 4	0- 2	0- 0	NON-CONFERENCE	0- 0	0- 1	3- 1				
3- 0	0- 0	0- 0	HOME	0- 0	0- 0	3- 0				
0- 4	0- 2	0- 0	AWAY	0- 0	0- 1	0- 1				
0- 0	0- 0	0- 0	NEUTRAL	0- 0	0- 0	0- 0				
0- 0	0- 0	0- 0	CONFERENCE	0- 0	0- 0	0- 0				
0- 0	0- 0	0- 0	HOME	0- 0	0- 0	0- 0				
0- 0	0- 0	0- 0	AWAY	0- 0	0- 0	0- 0				
0- 0	0- 0	0- 0	NEUTRAL	0- 0	0- 0	0- 0				

RPI 1-25				RPI 26-50				RPI 51-100				RPI 101+ Team's RPI: 239			
RPI	S	Opponent	Score	RPI	S	Opponent	Score	RPI	S	Opponent	Score	RPI	S	Opponent	Score
8	A	Indiana	52 75									136	A	Colorado St.	59 61
18	A	Florida St.	53 74									217	A	Bethune-Cookman	60 76
												316	H	FIU	62 53
												317	H	Florida A&M	64 53
												346	H	Charleston So.	82 76
-----															
LAST 12 Division I GAMES:															
346	H	Charleston So.	82 76	217	A	Bethune-Cookman	60 76								
8	A	Indiana	52 75	316	H	FIU	62 53								
317	H	Florida A&M	64 53	136	A	Colorado St.	59 61								
18	A	Florida St.	53 74												

Non-Div I Games: Trinity Baptist 99 40

North Florida



Average RPI Win: 281  
Average RPI Loss: 104

WON-LOST  
RECORD

WINNING  
PCT. RANK

LAST 10  
GAMES

STRENGTH OF  
SCHEDULE

OPP. STRENGTH  
OF SCHEDULE

TEAM  
RPI

ADJ.  
RPI

CONF.  
RPI

ADJ CONF.  
RPI

DIV. I ONLY	3- 5	226	0- 0	258	83	269	269	17	17
DIV. I NON-CONF.	3- 5	226	0- 0	258	83	269	269	17	17
TOTALS	RPI 1-25	RPI 26-50	W-L RECORDS	RPI 51-100	RPI 101-150	RPI 150+			
3- 5	0- 0	0- 0	OVERALL	0- 4	0- 0	3- 1			
2- 2	0- 0	0- 0	HOME	0- 2	0- 0	2- 0			
0- 2	0- 0	0- 0	AWAY	0- 1	0- 0	0- 1			
1- 1	0- 0	0- 0	NEUTRAL	0- 1	0- 0	1- 0			
3- 5	0- 0	0- 0	NON-CONFERENCE	0- 4	0- 0	3- 1			
2- 2	0- 0	0- 0	HOME	0- 2	0- 0	2- 0			
0- 2	0- 0	0- 0	AWAY	0- 1	0- 0	0- 1			
1- 1	0- 0	0- 0	NEUTRAL	0- 1	0- 0	1- 0			
0- 0	0- 0	0- 0	CONFERENCE	0- 0	0- 0	0- 0			
0- 0	0- 0	0- 0	HOME	0- 0	0- 0	0- 0			
0- 0	0- 0	0- 0	AWAY	0- 0	0- 0	0- 0			
0- 0	0- 0	0- 0	NEUTRAL	0- 0	0- 0	0- 0			

RPI 1-25				RPI 26-50				RPI 51-100				RPI 101+ Team's RPI: 269			
RPI	S	Opponent	Score	RPI	S	Opponent	Score	RPI	S	Opponent	Score	RPI	S	Opponent	Score
								60	H	Texas	54 64	204	A	SMU	66 73
								70	N	Wyomi ng	49 53	228	H	Missouri St.	83 76
								87	A	Kansas St.	42 60	294	H	Houston Baptist	100 75
								98	H	Utah St.	41 57	321	N	North Dakota St.	92 78
LAST 12 Division I GAMES:															
								98	H	Utah St.	41 57	228	H	Missouri St.	83 76
								294	H	Houston Baptist	100 75	204	A	SMU	66 73
												321	N	North Dakota St.	92 78
												70	N	Wyomi ng	49 53
												87	A	Kansas St.	42 60
												60	H	Texas	54 64

Non-Div I Games: Mid-Amer. Christian 82 35 Xavier (LA) 59 46

North Texas

Loss, Non-Conf, S Site, H Home A Away N Neutral

Average RPI	Win:	190	WON-LOST	WINNING	LAST 10	STRENGTH OF	OPP. STRENGTH	TEAM	ADJ.	CONF.	ADJ CONF.
Average RPI	Loss:	89	RECORD	PCT. RANK	GAMES	SCHEDULE	OF SCHEDULE	RPI	RPI	RPI	RPI
DIV. I ONLY		9- 1		18	0- 1	208	71	35	35	13	13
DIV. I NON-CONF.		9- 1		18	0- 1	208	71	35	35	13	13
-----											
TOTALS	RPI 1-25		RPI 26-50		W-L RECORDS	RPI 51-100		RPI 101-150		RPI 150+	
9- 1	0- 0		0- 0		OVERALL	0- 1		2- 0		7- 0	
5- 0	0- 0		0- 0		HOME	0- 0		0- 0		5- 0	
4- 1	0- 0		0- 0		AWAY	0- 1		2- 0		2- 0	
0- 0	0- 0		0- 0		NEUTRAL	0- 0		0- 0		0- 0	
9- 1	0- 0		0- 0		NON-CONFERENCE	0- 1		2- 0		7- 0	
5- 0	0- 0		0- 0		HOME	0- 0		0- 0		5- 0	
4- 1	0- 0		0- 0		AWAY	0- 1		2- 0		2- 0	
0- 0	0- 0		0- 0		NEUTRAL	0- 0		0- 0		0- 0	
0- 0	0- 0		0- 0		CONFERENCE	0- 0		0- 0		0- 0	
0- 0	0- 0		0- 0		HOME	0- 0		0- 0		0- 0	
0- 0	0- 0		0- 0		AWAY	0- 0		0- 0		0- 0	
0- 0	0- 0		0- 0		NEUTRAL	0- 0		0- 0		0- 0	

RPI 1-25				RPI 26-50				Team's RPI: 35	RPI 51-100				RPI 101+			
RPI	S	Opponent	Score	RPI	S	Opponent	Score		RPI	S	Opponent	Score	RPI	S	Opponent	Score
									89	A	Marist	84 90	103	A	Providence	65 59
													122	A	Dayton	84 79
													159	H	Fordham	58 54
													185	A	Florida	79 66
													187	H	Boston U.	81 51
													195	H	Air Force	54 41
													206	H	Massachusetts	53 52
													274	A	Fairfield	59 50
													280	H	New Hampshire	69 54
-----																
LAST 12 Division I GAMES:																
				89	A	Marist	84 90		280	H	New Hampshire	69 54				
				103	A	Providence	65 59		122	A	Dayton	84 79				
				274	A	Fairfield	59 50		159	H	Fordham	58 54				
				206	H	Massachusetts	53 52		187	H	Boston U.	81 51				
				185	A	Florida	79 66									
				195	H	Air Force	54 41									

Non-Div I Games:

Northeastern

Average RPI Win:	184	WON-LOST	WINNING	LAST 10	STRENGTH OF	OPP. STRENGTH	TEAM	ADJ.	CONF.	ADJ CONF.
Average RPI Loss:	107	RECORD	PCT. RANK	GAMES	SCHEDULE	OF SCHEDULE	RPI	RPI	RPI	RPI
DIV. I ONLY	4- 4	163	0- 1	149	66	137	137	11	11	
DIV. I NON-CONF.	4- 4	163	0- 1	149	66	137	137	11	11	
-----										
TOTALS	RPI 1-25	RPI 26-50	W-L RECORDS	RPI 51-100	RPI 101-150	RPI 150+				
4- 4	0- 0	0- 1	OVERALL	2- 1	0- 1	2- 1				
2- 1	0- 0	0- 1	HOME	1- 0	0- 0	1- 0				
2- 2	0- 0	0- 0	AWAY	1- 1	0- 1	1- 0				
0- 1	0- 0	0- 0	NEUTRAL	0- 0	0- 0	0- 1				
4- 4	0- 0	0- 1	NON-CONFERENCE	2- 1	0- 1	2- 1				
2- 1	0- 0	0- 1	HOME	1- 0	0- 0	1- 0				
2- 2	0- 0	0- 0	AWAY	1- 1	0- 1	1- 0				
0- 1	0- 0	0- 0	NEUTRAL	0- 0	0- 0	0- 1				
0- 0	0- 0	0- 0	CONFERENCE	0- 0	0- 0	0- 0				
0- 0	0- 0	0- 0	HOME	0- 0	0- 0	0- 0				
0- 0	0- 0	0- 0	AWAY	0- 0	0- 0	0- 0				
0- 0	0- 0	0- 0	NEUTRAL	0- 0	0- 0	0- 0				

RPI 1-25				RPI 26-50				RPI 51-100				RPI 101+ Team's RPI: 137			
RPI	S	Opponent	Score	RPI	S	Opponent	Score	RPI	S	Opponent	Score	RPI	S	Opponent	Score
				27	H	New Mexico	55 84	62	A	Washington	59 81	136	A	Colorado St.	54 65
								86	A	Loyola Marymount	63 62	204	N	SMU	48 55
								95	H	Fresno St.	86 73	259	H	California Baptist	91 88
												295	A	Seattle U	65 58
-----															
LAST 12 Division I GAMES:															
				136	A	Colorado St.	54 65	204	N	SMU	48 55				
				86	A	Loyola Marymount	63 62	27	H	New Mexico	55 84				
				259	H	California Baptist	91 88								
				62	A	Washington	59 81								
				295	A	Seattle U	65 58								
				95	H	Fresno St.	86 73								

Non-Div I Games:

Northern Ariz.

Average RPI Win: 178

Average RPI Loss: 104

WON-LOST  
RECORDWINNING  
PCT. RANKLAST 10  
GAMESSTRENGTH OF  
SCHEDULEOPP. STRENGTH  
OF SCHEDULETEAM  
RPIADJ.  
RPICONF.  
RPIADJ CONF.  
RPIDIV. I ONLY  
DIV. I NON-CONF.5- 3  
5- 3116  
1161- 0  
1- 0143  
14370  
7059  
5959  
5911  
1111  
11

TOTALS

RPI 1-25

RPI 26-50

W-L RECORDS

RPI 51-100

RPI 101-150

RPI 150+

5- 3

0- 0

0- 1

OVERALL

0- 1

2- 0

3- 1

3- 0

0- 0

0- 0

HOME

0- 0

1- 0

2- 0

2- 3

0- 0

0- 1

AWAY

0- 1

1- 0

1- 1

0- 0

0- 0

0- 0

NEUTRAL

0- 0

0- 0

0- 0

5- 3

0- 0

0- 1

NON-CONFERENCE

0- 1

2- 0

3- 1

3- 0

0- 0

0- 0

HOME

0- 0

1- 0

2- 0

2- 3

0- 0

0- 1

AWAY

0- 1

1- 0

1- 1

0- 0

0- 0

0- 0

NEUTRAL

0- 0

0- 0

0- 0

0- 0

0- 0

0- 0

CONFERENCE

0- 0

0- 0

0- 0

0- 0

0- 0

0- 0

HOME

0- 0

0- 0

0- 0

0- 0

0- 0

0- 0

AWAY

0- 0

0- 0

0- 0

0- 0

0- 0

0- 0

NEUTRAL

0- 0

0- 0

0- 0

RPI 1-25

RPI 26-50

RPI 51-100

Team's RPI: 59

RPI 101+

RPI S Opponent Score

RPI S Opponent Score

32 A Colorado 69 77

RPI S Opponent Score

85 A LSU 57 62

RPI S Opponent Score

135 H Chattanooga 68 65

136 A Colorado St. 53 47

169 H Denver 74 66

195 A Air Force 57 69

204 H SMU 58 57

246 A San Francisco 68 63

LAST 12 Division I GAMES:

85 A LSU 57 62

32 A Colorado 69 77

135 H Chattanooga 68 65

204 H SMU 58 57

195 A Air Force 57 69

246 A San Francisco 68 63

136 A Colorado St. 53 47

169 H Denver 74 66

Northern Colo.

Northern Colo.

Non-Div I Games:

Northern Colo.

Average RPI Win: 207

Average RPI Loss: 60

WON-LOST  
RECORDWINNING  
PCT. RANKLAST 10  
GAMESSTRENGTH OF  
SCHEDULEOPP. STRENGTH  
OF SCHEDULETEAM  
RPIADJ.  
RPICONF.  
RPIADJ CONF.  
RPIDIV. I ONLY  
DIV. I NON-CONF.6- 4  
6- 4121  
1211- 0  
1- 0189  
18949  
49113  
113113  
11310  
1010  
10

TOTALS

RPI 1-25

RPI 26-50

W-L RECORDS

RPI 51-100

RPI 101-150

RPI 150+

6- 4

0- 2

0- 0

OVERALL

1- 1

1- 1

4- 0

4- 0

0- 0

0- 0

HOME

1- 0

1- 0

2- 0

0- 4

0- 2

0- 0

AWAY

0- 1

0- 1

0- 0

2- 0

0- 0

0- 0

NEUTRAL

0- 0

0- 0

2- 0

6- 4

0- 2

0- 0

NON-CONFERENCE

1- 1

1- 1

4- 0

4- 0

0- 0

0- 0

HOME

1- 0

1- 0

2- 0

0- 4

0- 2

0- 0

AWAY

0- 1

0- 1

0- 0

2- 0

0- 0

0- 0

NEUTRAL

0- 0

0- 0

2- 0

0- 0

0- 0

0- 0

CONFERENCE

0- 0

0- 0

0- 0

0- 0

0- 0

0- 0

HOME

0- 0

0- 0

0- 0

0- 0

0- 0

0- 0

AWAY

0- 0

0- 0

0- 0

0- 0

0- 0

0- 0

NEUTRAL

0- 0

0- 0

0- 0

RPI 1-25

RPI 26-50

RPI 51-100

RPI 101+

Team's RPI: 113

RPI	S	Opponent	Score
7	A	Iowa St.	60 70
8	A	Indiana	73 91

RPI	S	Opponent	Score
-----	---	----------	-------

RPI	S	Opponent	Score
74	A	Montana	70 86
83	H	UNI	70 59

RPI	S	Opponent	Score
119	H	Yale	89 80
150	A	Southern Ill.	73 82
207	N	Nevada	98 69
241	H	Eastern Ill.	78 59
268	N	Western Ill.	86 61
321	H	North Dakota St.	81 63

LAST 12 Division I GAMES:

207	N	Nevada	98	69
83	H	UNI	70	59
7	A	Iowa St.	60	70
241	H	Eastern Ill.	78	59

268	N	Western Ill.	86	61
150	A	Southern Ill.	73	82
74	A	Montana	70	86
321	H	North Dakota St.	81	63
8	A	Indiana	73	91
119	H	Yale	89	80

Northern Ill.

Northern Ill.

Non-Div I Games:

Northern Ill.

Loss, Non-Conf, S Site, H Home A Away N Neutral

Average RPI Win:	0	WON-LOST	WINNING	LAST 10	STRENGTH OF	OPP. STRENGTH	TEAM	ADJ.	CONF.	ADJ CONF.
Average RPI Loss:	191	RECORD	PCT. RANK	GAMES	SCHEDULE	OF SCHEDULE	RPI	RPI	RPI	RPI
DIV. I ONLY	0- 7	332	0- 1	151	341	332	332	12	12	
DIV. I NON-CONF.	0- 7	332	0- 1	151	341	332	332	12	12	
-----										
TOTALS	RPI 1-25	RPI 26-50	W-L RECORDS	RPI 51-100	RPI 101-150	RPI 150+				
0- 7	0- 1	0- 0	OVERALL	0- 1	0- 1	0- 4				
0- 2	0- 0	0- 0	HOME	0- 1	0- 0	0- 1				
0- 3	0- 1	0- 0	AWAY	0- 0	0- 1	0- 1				
0- 2	0- 0	0- 0	NEUTRAL	0- 0	0- 0	0- 2				
0- 7	0- 1	0- 0	NON-CONFERENCE	0- 1	0- 1	0- 4				
0- 2	0- 0	0- 0	HOME	0- 1	0- 0	0- 1				
0- 3	0- 1	0- 0	AWAY	0- 0	0- 1	0- 1				
0- 2	0- 0	0- 0	NEUTRAL	0- 0	0- 0	0- 2				
0- 0	0- 0	0- 0	CONFERENCE	0- 0	0- 0	0- 0				
0- 0	0- 0	0- 0	HOME	0- 0	0- 0	0- 0				
0- 0	0- 0	0- 0	AWAY	0- 0	0- 0	0- 0				
0- 0	0- 0	0- 0	NEUTRAL	0- 0	0- 0	0- 0				

RPI 1-25				RPI 26-50				RPI 51-100				RPI 101+ Team's RPI: 332											
RPI	S	Opponent	Score	RPI	S	Opponent	Score	RPI	S	Opponent	Score	RPI	S	Opponent	Score								
11	A	Louisville	59 92					51	H	Belmont	53 71	143	A	Kent St.	61 62								
												243	N	Akron	60 77								
												258	H	Illinois St.	53 58								
												285	N	La Salle	56 74								
												347	A	Austin Peay	48 52								
-----																							
LAST 12 Division I GAMES:																							
285	N	La Salle	56 74	143	A	Kent St.	61 62																
11	A	Louisville	59 92																				
258	H	Illinois St.	53 58																				
347	A	Austin Peay	48 52																				
51	H	Belmont	53 71																				
243	N	Akron	60 77																				

Non-Div I Games: Alderson Broaddus 73 32

Northern Ky.

Average RPI Win:	158	WON-LOST	WINNING	LAST 10	STRENGTH OF	OPP. STRENGTH	TEAM	ADJ.	CONF.	ADJ CONF.
Average RPI Loss:	58	RECORD	PCT. RANK	GAMES	SCHEDULE	OF SCHEDULE	RPI	RPI	RPI	RPI
DIV. I ONLY	7- 3	84	1- 0	146	13	77	77	3	3	
DIV. I NON-CONF.	7- 3	84	1- 0	146	13	77	77	3	3	
<hr/>										
TOTALS	RPI 1-25	RPI 26-50	W-L RECORDS	RPI 51-100	RPI 101-150	RPI 150+				
7- 3	0- 1	2- 1	OVERALL	1- 0	0- 1	4- 0				
4- 2	0- 1	1- 0	HOME	1- 0	0- 1	2- 0				
2- 1	0- 0	1- 1	AWAY	0- 0	0- 0	1- 0				
1- 0	0- 0	0- 0	NEUTRAL	0- 0	0- 0	1- 0				
7- 3	0- 1	2- 1	NON-CONFERENCE	1- 0	0- 1	4- 0				
4- 2	0- 1	1- 0	HOME	1- 0	0- 1	2- 0				
2- 1	0- 0	1- 1	AWAY	0- 0	0- 0	1- 0				
1- 0	0- 0	0- 0	NEUTRAL	0- 0	0- 0	1- 0				
0- 0	0- 0	0- 0	CONFERENCE	0- 0	0- 0	0- 0				
0- 0	0- 0	0- 0	HOME	0- 0	0- 0	0- 0				
0- 0	0- 0	0- 0	AWAY	0- 0	0- 0	0- 0				
0- 0	0- 0	0- 0	NEUTRAL	0- 0	0- 0	0- 0				

RPI 1-25				RPI 26-50				RPI 51-100 Team's RPI: 77				RPI 101+			
RPI	S	Opponent	Score	RPI	S	Opponent	Score	RPI	S	Opponent	Score	RPI	S	Opponent	Score
10	H	Marquette	57 76	28	A	Green Bay	57 55	54	H	UT Martin	90 64	115	H	Pittsburgh	49 52
				41	H	Duke	84 58					185	A	Florida	83 74
				48	A	DePaul	60 76					233	H	UIC	87 44
												236 N		Wichi ta St.	65 43
												329	H	Chi cago St.	97 35
<hr/>															
LAST 12 Division I GAMES:															
				54	H	UT Martin	90 64	236 N		Wichi ta St.	65 43				
				185	A	Florida	83 74	329	H	Chi cago St.	97 35				
				233	H	UIC	87 44	10	H	Marquette	57 76				
				41	H	Duke	84 58	48	A	DePaul	60 76				
				28	A	Green Bay	57 55	115	H	Pi ttsburgh	49 52				

Non-Div I Games:

Northwestern

Average RPI Win: 351  
Average RPI Loss: 180

WON-LOST  
RECORD

WINNING  
PCT. RANK

LAST 10  
GAMES

STRENGTH OF  
SCHEDULE

OPP. STRENGTH  
OF SCHEDULE

TEAM  
RPI

ADJ.  
RPI

CONF.  
RPI

ADJ CONF.  
RPI

DIV. I ONLY	1- 5	302	0- 0	297	253	338	338	24	24
DIV. I NON-CONF.	1- 5	302	0- 0	297	253	338	338	24	24
-----									
TOTALS	RPI 1-25	RPI 26-50	W-L RECORDS	RPI 51-100	RPI 101-150	RPI 150+			
1- 5	0- 0	0- 1	OVERALL	0- 0	0- 1	1- 3			
1- 1	0- 0	0- 0	HOME	0- 0	0- 0	1- 1			
0- 4	0- 0	0- 1	AWAY	0- 0	0- 1	0- 2			
0- 0	0- 0	0- 0	NEUTRAL	0- 0	0- 0	0- 0			
1- 5	0- 0	0- 1	NON-CONFERENCE	0- 0	0- 1	1- 3			
1- 1	0- 0	0- 0	HOME	0- 0	0- 0	1- 1			
0- 4	0- 0	0- 1	AWAY	0- 0	0- 1	0- 2			
0- 0	0- 0	0- 0	NEUTRAL	0- 0	0- 0	0- 0			
0- 0	0- 0	0- 0	CONFERENCE	0- 0	0- 0	0- 0			
0- 0	0- 0	0- 0	HOME	0- 0	0- 0	0- 0			
0- 0	0- 0	0- 0	AWAY	0- 0	0- 0	0- 0			
0- 0	0- 0	0- 0	NEUTRAL	0- 0	0- 0	0- 0			

RPI 1-25				RPI 26-50				RPI 51-100				RPI 101+ Team's RPI: 338			
RPI	S	Opponent	Score	RPI	S	Opponent	Score	RPI	S	Opponent	Score	RPI	S	Opponent	Score
				49	A	Arkansas	53 98					106	A	Al abama	73 87
												166	A	Okl ahoma	56 93
												271	A	Southern Mi ss.	54 69
												306	H	La. -Monroe	55 63
												351	H	Al corn	78 65
LAST 12 Division I GAMES:															
				106	A	Al abama	73 87	306	H	La. -Monroe	55 63				
								271	A	Southern Mi ss.	54 69				
								351	H	Al corn	78 65				
								166	A	Okl ahoma	56 93				
								49	A	Arkansas	53 98				

Non-Div I Games: Loyola (LA) 71 66 LeTourneau 100 40 Centenary (LA) 94 51

Northwestern St.



Average RPI Win:	92	WON-LOST	WINNING	LAST 10	STRENGTH OF	OPP. STRENGTH	TEAM	ADJ.	CONF.	ADJ CONF.
Average RPI Loss:	2	RECORD	PCT. RANK	GAMES	SCHEDULE	OF SCHEDULE	RPI	RPI	RPI	RPI

DIV. I ONLY	10- 1	14	1- 0	5	57	1	1	1	1
DIV. I NON-CONF.	10- 1	14	1- 0	5	57	1	1	1	1
-----									
TOTALS	RPI 1-25	RPI 26-50	W-L RECORDS	RPI 51-100	RPI 101-150	RPI 150+			
10- 1	3- 1	2- 0	OVERALL	1- 0	2- 0	2- 0			
5- 1	1- 1	0- 0	HOME	0- 0	2- 0	2- 0			
2- 0	0- 0	2- 0	AWAY	0- 0	0- 0	0- 0			
3- 0	2- 0	0- 0	NEUTRAL	1- 0	0- 0	0- 0			
10- 1	3- 1	2- 0	NON-CONFERENCE	1- 0	2- 0	2- 0			
5- 1	1- 1	0- 0	HOME	0- 0	2- 0	2- 0			
2- 0	0- 0	2- 0	AWAY	0- 0	0- 0	0- 0			
3- 0	2- 0	0- 0	NEUTRAL	1- 0	0- 0	0- 0			
0- 0	0- 0	0- 0	CONFERENCE	0- 0	0- 0	0- 0			
0- 0	0- 0	0- 0	HOME	0- 0	0- 0	0- 0			
0- 0	0- 0	0- 0	AWAY	0- 0	0- 0	0- 0			
0- 0	0- 0	0- 0	NEUTRAL	0- 0	0- 0	0- 0			

RPI 1-25	Team's RPI: 1	RPI 26-50	RPI 51-100	RPI 101+
RPI S Opponent Score	RPI S Opponent Score	RPI S Opponent Score	RPI S Opponent Score	RPI S Opponent Score
2 H UConn 71 89	46 A Toledo 72 56	91 N Oregon St. 91 81	118 H Penn 75 55	
9 N Drake 82 64	48 A DePaul 101 77		147 H Harvard 103 58	
15 H Iowa 105 71			177 H Western Ky. 94 53	
21 N Gonzaga 81 65			247 H Binghamton 103 53	
LAST 12 Division I GAMES:				
9 N Drake 82 64	91 N Oregon St. 91 81	21 N Gonzaga 81 65	48 A DePaul 101 77	118 H Penn 75 55
177 H Western Ky. 94 53	21 N Gonzaga 81 65	48 A DePaul 101 77	118 H Penn 75 55	147 H Harvard 103 58
247 H Binghamton 103 53	48 A DePaul 101 77	118 H Penn 75 55	147 H Harvard 103 58	
46 A Toledo 72 56	118 H Penn 75 55			
2 H UConn 71 89	147 H Harvard 103 58			
15 H Iowa 105 71				

Non-Div I Games:

Notre Dame

Average RPI Win:	328	WON-LOST	WINNING	LAST 10	STRENGTH OF	OPP. STRENGTH	TEAM	ADJ.	CONF.	ADJ CONF.
Average RPI Loss:	115	RECORD	PCT. RANK	GAMES	SCHEDULE	OF SCHEDULE	RPI	RPI	RPI	RPI
DIV. I ONLY	1- 8	318	0- 0	8	329	224	224	12	12	
DIV. I NON-CONF.	1- 8	318	0- 0	8	329	224	224	12	12	
-----										
TOTALS	RPI 1-25	RPI 26-50	W-L RECORDS	RPI 51-100	RPI 101-150	RPI 150+				
1- 8	0- 1	0- 2	OVERALL	0- 1	0- 2	1- 2				
1- 3	0- 1	0- 1	HOME	0- 1	0- 0	1- 0				
0- 4	0- 0	0- 1	AWAY	0- 0	0- 2	0- 1				
0- 1	0- 0	0- 0	NEUTRAL	0- 0	0- 0	0- 1				
1- 8	0- 1	0- 2	NON-CONFERENCE	0- 1	0- 2	1- 2				
1- 3	0- 1	0- 1	HOME	0- 1	0- 0	1- 0				
0- 4	0- 0	0- 1	AWAY	0- 0	0- 2	0- 1				
0- 1	0- 0	0- 0	NEUTRAL	0- 0	0- 0	0- 1				
0- 0	0- 0	0- 0	CONFERENCE	0- 0	0- 0	0- 0				
0- 0	0- 0	0- 0	HOME	0- 0	0- 0	0- 0				
0- 0	0- 0	0- 0	AWAY	0- 0	0- 0	0- 0				
0- 0	0- 0	0- 0	NEUTRAL	0- 0	0- 0	0- 0				

RPI 1-25				RPI 26-50				RPI 51-100				RPI 101+ Team's RPI: 224			
RPI	S	Opponent	Score	RPI	S	Opponent	Score	RPI	S	Opponent	Score	RPI	S	Opponent	Score
8	H	Indiana	32 59	26	H	Michigan St.	58 102	67	H	Michigan	59 85	131	A	Bradley	64 73
				47	A	Central Mich.	61 104					143	A	Kent St.	65 75
												243	N	Akron	65 85
												258	A	Illinois St.	56 62
												328	H	Canisius	71 60
-----															
LAST 12 Division I GAMES:															
131	A	Bradley	64 73	67	H	Michigan	59 85	26	H	Michigan St.	58 102	47	A	Central Mich.	61 104
258	A	Illinois St.	56 62												
328	H	Canisius	71 60												
143	A	Kent St.	65 75												
243	N	Akron	65 85												
8	H	Indiana	32 59												

Non-Div I Games: Grace Bible (MI) 94 48 Rochester College 64 46

Oakland

Average RPI Win: 184  
Average RPI Loss: 0

WON-LOST  
RECORD

WINNING  
PCT. RANK

LAST 10  
GAMES

STRENGTH OF  
SCHEDULE

OPP. STRENGTH  
OF SCHEDULE

TEAM  
RPI

ADJ.  
RPI

CONF.  
RPI

ADJ CONF.  
RPI

DIV. I ONLY	9- 0	1	1- 0	331	4	75	75	10	10
DIV. I NON-CONF.	9- 0	1	1- 0	331	4	75	75	10	10
-----									
TOTALS	RPI 1-25	RPI 26-50	W-L RECORDS	RPI 51-100	RPI 101-150	RPI 150+			
9- 0	0- 0	2- 0	OVERALL	0- 0	1- 0	6- 0			
6- 0	0- 0	0- 0	HOME	0- 0	1- 0	5- 0			
1- 0	0- 0	1- 0	AWAY	0- 0	0- 0	0- 0			
2- 0	0- 0	1- 0	NEUTRAL	0- 0	0- 0	1- 0			
9- 0	0- 0	2- 0	NON-CONFERENCE	0- 0	1- 0	6- 0			
6- 0	0- 0	0- 0	HOME	0- 0	1- 0	5- 0			
1- 0	0- 0	1- 0	AWAY	0- 0	0- 0	0- 0			
2- 0	0- 0	1- 0	NEUTRAL	0- 0	0- 0	1- 0			
0- 0	0- 0	0- 0	CONFERENCE	0- 0	0- 0	0- 0			
0- 0	0- 0	0- 0	HOME	0- 0	0- 0	0- 0			
0- 0	0- 0	0- 0	AWAY	0- 0	0- 0	0- 0			
0- 0	0- 0	0- 0	NEUTRAL	0- 0	0- 0	0- 0			

RPI	S	Opponent	Score	RPI	S	Opponent	Score	RPI	S	Opponent	Score	RPI	S	Opponent	Score
42	N	Lamar University	87 62	43	A	IUPUI	73 66	112	H	Purdue	80 73	200	H	UNCW	95 72
								247	H	Binghamton	86 49	249	N	St. Bonaventure	70 53
								252	H	Cleveland St.	72 54	256	H	Eastern Ky.	100 60
								257	H	Coppin St.	87 62				
LAST 12 Division I GAMES:															
249	N	St. Bonaventure	70 53	43	A	IUPUI	73 66	257	H	Coppin St.	87 62	112	H	Purdue	80 73
256	H	Eastern Ky.	100 60	257	H	Coppin St.	87 62	112	H	Purdue	80 73	252	H	Cleveland St.	72 54
247	H	Binghamton	86 49	252	H	Cleveland St.	72 54	42	N	Lamar University	87 62	200	H	UNCW	95 72

Non-Div I Games:

Ohio

Average RPI Win:

166

Average RPI Loss:

51

WON-LOST  
RECORD

4- 3

WINNING  
PCT. RANK

136

LAST 10  
GAMES

1- 0

STRENGTH OF  
SCHEDULE

50

OPP. STRENGTH  
OF SCHEDULE

21

TEAM  
RPI

81

ADJ.  
RPI

81

CONF.  
RPI

3

ADJ CONF.  
RPI

3

DIV. I ONLY  
DIV. I NON-CONF.

4- 3

136

1- 0

50

21

81

81

3

3

TOTALS

RPI 1-25

RPI 26-50

W-L RECORDS

RPI 51-100

RPI 101-150

RPI 150+

4- 3

0- 1

1- 0

OVERALL

0- 2

0- 0

3- 0

4- 1

0- 0

1- 0

HOME

0- 1

0- 0

3- 0

0- 2

0- 1

0- 0

AWAY

0- 1

0- 0

0- 0

0- 0

0- 0

0- 0

NEUTRAL

0- 0

0- 0

0- 0

4- 3

0- 1

1- 0

NON-CONFERENCE

0- 2

0- 0

3- 0

4- 1

0- 0

1- 0

HOME

0- 1

0- 0

3- 0

0- 2

0- 1

0- 0

AWAY

0- 1

0- 0

0- 0

0- 0

0- 0

0- 0

NEUTRAL

0- 0

0- 0

0- 0

0- 0

0- 0

0- 0

CONFERENCE

0- 0

0- 0

0- 0

0- 0

0- 0

0- 0

HOME

0- 0

0- 0

0- 0

0- 0

0- 0

0- 0

AWAY

0- 0

0- 0

0- 0

0- 0

0- 0

0- 0

NEUTRAL

0- 0

0- 0

0- 0

RPI 1-25

RPI 26-50

RPI 51-100

Team's RPI: 81

RPI 101+

RPI	S	Opponent	Score
2	A	UConn	53 85

RPI	S	Opponent	Score
33	H	North Carolina	76 69

RPI	S	Opponent	Score
62	A	Washington	59 69
88	H	South Fla.	47 71

RPI	S	Opponent	Score
154	H	Cincinnati	69 56
185	H	Florida	46 41
290	H	Detroit Mercy	55 41

LAST 12 Division I GAMES:

185	H	Florida	46 41
62	A	Washington	59 69

154	H	Cincinnati	69 56
33	H	North Carolina	76 69
2	A	UConn	53 85
290	H	Detroit Mercy	55 41
88	H	South Fla.	47 71

Ohio St.

Ohio St.

Non-Div I Games:

Ohio St.

Oklahoma

Oklahoma				Through Games Of Dec. 19, 2018												
Average RPI Win:		275	WON-LOST RECORD		WINNING PCT. RANK		LAST 10 GAMES		STRENGTH OF SCHEDULE		OPP. STRENGTH OF SCHEDULE		TEAM RPI	ADJ. RPI	CONF. RPI	ADJ CONF. RPI
Average RPI Loss:		66														
DIV. I ONLY			3- 7		252		0- 1		16		192		166	166	6	6
DIV. I NON-CONF.			3- 7		252		0- 1		16		192		166	166	6	6
-----																
TOTALS		RPI 1-25		RPI 26-50		W-L RECORDS		RPI 51-100		RPI 101-150		RPI 150+				
3- 7		0- 1		0- 3		OVERALL		0- 2		0- 0		3- 1				
3- 2		0- 1		0- 1		HOME		0- 0		0- 0		3- 0				
0- 3		0- 0		0- 2		AWAY		0- 1		0- 0		0- 0				
0- 2		0- 0		0- 0		NEUTRAL		0- 1		0- 0		0- 1				
3- 7		0- 1		0- 3		NON-CONFERENCE		0- 2		0- 0		3- 1				
3- 2		0- 1		0- 1		HOME		0- 0		0- 0		3- 0				
0- 3		0- 0		0- 2		AWAY		0- 1		0- 0		0- 0				
0- 2		0- 0		0- 0		NEUTRAL		0- 1		0- 0		0- 1				
0- 0		0- 0		0- 0		CONFERENCE		0- 0		0- 0		0- 0				
0- 0		0- 0		0- 0		HOME		0- 0		0- 0		0- 0				
0- 0		0- 0		0- 0		AWAY		0- 0		0- 0		0- 0				
0- 0		0- 0		0- 0		NEUTRAL		0- 0		0- 0		0- 0				
-----																
RPI 1-25				RPI 26-50				RPI 51-100				RPI 101+ Team's RPI: 166				
RPI	S	Opponent	Score	RPI	S	Opponent	Score	RPI	S	Opponent	Score	RPI	S	Opponent	Score	
2	H	UConn	63 72	27	A	New Mexico	80 84	88	A	South Fla.	70 87	164	N	UAB	84 89	
				34	A	Auburn	79 95	100	N	Clemson	62 74	177	H	Western Ky.	90 83	
				48	H	DePaul	76 87					311	H	Central Ark.	65 52	
												338	H	Northwestern St.	93 56	
-----																
Team's RPI: 166																
-----																
LAST 12 Division I GAMES:																
2	H	UConn	63 72	100	N	Clemson	62 74									
48	H	DePaul	76 87	88	A	South Fla.	70 87									
311	H	Central Ark.	65 52	338	H	Northwestern St.	93 56									
34	A	Auburn	79 95	177	H	Western Ky.	90 83									
27	A	New Mexico	80 84													
164	N	UAB	84 89													

Oklahoma

Non-Div I Games:

Oklahoma

Average RPI Win: 210		WON-LOST RECORD	WINNING PCT. RANK	LAST 10 GAMES	STRENGTH OF SCHEDULE	OPP. STRENGTH OF SCHEDULE	TEAM RPI	ADJ. RPI	CONF. RPI	ADJ. CONF. RPI
Average RPI Loss: 24										
DIV. I ONLY		7- 2	58	0- 1	244	25	110	110	6	6
DIV. I NON-CONF.		7- 2	58	0- 1	244	25	110	110	6	6
TOTALS		RPI 1-25	RPI 26-50	W-L RECORDS		RPI 51-100	RPI 101-150	RPI 150+		
7- 2	0- 1		0- 1	OVERALL		0- 0	0- 0	7- 0		
6- 1	0- 1		0- 0	HOME		0- 0	0- 0	6- 0		
1- 1	0- 0		0- 1	AWAY		0- 0	0- 0	1- 0		
0- 0	0- 0		0- 0	NEUTRAL		0- 0	0- 0	0- 0		
7- 2	0- 1		0- 1	NON-CONFERENCE		0- 0	0- 0	7- 0		
6- 1	0- 1		0- 0	HOME		0- 0	0- 0	6- 0		
1- 1	0- 0		0- 1	AWAY		0- 0	0- 0	1- 0		
0- 0	0- 0		0- 0	NEUTRAL		0- 0	0- 0	0- 0		
0- 0	0- 0		0- 0	CONFERENCE		0- 0	0- 0	0- 0		
0- 0	0- 0		0- 0	HOME		0- 0	0- 0	0- 0		
0- 0	0- 0		0- 0	AWAY		0- 0	0- 0	0- 0		
0- 0	0- 0		0- 0	NEUTRAL		0- 0	0- 0	0- 0		

RPI 1-25				RPI 26-50				RPI 51-100				RPI 101+				Team's RPI : 110	
RPI	S	Opponent	Score	RPI	S	Opponent	Score	RPI	S	Opponent	Score	RPI	S	Opponent	Score		
19	H	Tennessee	63 76	29	A	UCLA	59 71					168	H	Arkansas St.	62 60		
												175	H	Texas St.	66 55		
												183	H	UC Riverside	76 51		
												193	H	Prairie View	70 50		
												219	H	Samford	82 62		
												236	A	Wichita St.	60 47		
												294	H	Houston Baptist	77 44		
LAST 12 Division I GAMES:																	
175	H	Texas St.	66 55	29	A	UCLA	59 71										
236	A	Wichita St.	60 47	294	H	Houston Baptist	77 44										
219	H	Samford	82 62	19	H	Tennessee	63 76										
193	H	Prairie View	70 50														
183	H	UC Riverside	76 51														
168	H	Arkansas St.	62 60														

Non-Div I Games:

Okla ahoma St.

Average RPI Win:	176	WON-LOST	WINNING	LAST 10	STRENGTH OF	OPP. STRENGTH	TEAM	ADJ.	CONF.	ADJ CONF.
Average RPI Loss:	82	RECORD	PCT. RANK	GAMES	SCHEDULE	OF SCHEDULE	RPI	RPI	RPI	RPI

DIV. I ONLY	7- 2	58	1- 0	47	148	23	23	17	17
DIV. I NON-CONF.	7- 2	58	1- 0	47	148	23	23	17	17
TOTALS	RPI 1-25	RPI 26-50	W-L RECORDS	RPI 51-100	RPI 101-150	RPI 150+			
7- 2	0- 1	0- 0	OVERALL	1- 0	1- 0	5- 1			
3- 1	0- 0	0- 0	HOME	0- 0	1- 0	2- 1			
2- 1	0- 1	0- 0	AWAY	0- 0	0- 0	2- 0			
2- 0	0- 0	0- 0	NEUTRAL	1- 0	0- 0	1- 0			
7- 2	0- 1	0- 0	NON-CONFERENCE	1- 0	1- 0	5- 1			
3- 1	0- 0	0- 0	HOME	0- 0	1- 0	2- 1			
2- 1	0- 1	0- 0	AWAY	0- 0	0- 0	2- 0			
2- 0	0- 0	0- 0	NEUTRAL	1- 0	0- 0	1- 0			
0- 0	0- 0	0- 0	CONFERENCE	0- 0	0- 0	0- 0			
0- 0	0- 0	0- 0	HOME	0- 0	0- 0	0- 0			
0- 0	0- 0	0- 0	AWAY	0- 0	0- 0	0- 0			
0- 0	0- 0	0- 0	NEUTRAL	0- 0	0- 0	0- 0			

RPI 1-25	Team's RPI: 23	RPI 26-50	RPI 51-100	RPI 101+
RPI S Opponent Score	RPI S Opponent Score	RPI S Opponent Score	RPI S Opponent Score	RPI S Opponent Score
3 A NC State 56 85		79 N Tennessee Tech 80 73	125 H VCU 60 57	154 A Cincinnati 76 72
			161 H Virginia 67 73	176 H William & Mary 83 69
			199 A Campbell 83 59	213 N Jacksonville 78 76
			288 H Norfolk St. 69 53	
LAST 12 Division I GAMES:				
154 A Cincinnati 76 72	125 H VCU 60 57	176 H William & Mary 83 69	3 A NC State 56 85	79 N Tennessee Tech 80 73
288 H Norfolk St. 69 53	161 H Virginia 67 73	199 A Campbell 83 59	213 N Jacksonville 78 76	

Non-Div I Games:

Old Dominion

Average RPI Win:	298	WON-LOST	WINNING	LAST 10	STRENGTH OF	OPP. STRENGTH	TEAM	ADJ.	CONF.	ADJ CONF.
Average RPI Loss:	93	RECORD	PCT. RANK	GAMES	SCHEDULE	OF SCHEDULE	RPI	RPI	RPI	RPI

DIV. I ONLY	5- 8	225	0- 1	102	278	240	240	5	5
DIV. I NON-CONF.	5- 8	225	0- 1	102	278	240	240	5	5
TOTALS	RPI 1-25	RPI 26-50	W-L RECORDS	RPI 51-100	RPI 101-150	RPI 150+			
5- 8	0- 1	0- 1	OVERALL	0- 3	0- 1	5- 2			
5- 4	0- 0	0- 1	HOME	0- 1	0- 0	5- 2			
0- 1	0- 0	0- 0	AWAY	0- 1	0- 0	0- 0			
0- 3	0- 1	0- 0	NEUTRAL	0- 1	0- 1	0- 0			
5- 8	0- 1	0- 1	NON-CONFERENCE	0- 3	0- 1	5- 2			
5- 4	0- 0	0- 1	HOME	0- 1	0- 0	5- 2			
0- 1	0- 0	0- 0	AWAY	0- 1	0- 0	0- 0			
0- 3	0- 1	0- 0	NEUTRAL	0- 1	0- 1	0- 0			
0- 0	0- 0	0- 0	CONFERENCE	0- 0	0- 0	0- 0			
0- 0	0- 0	0- 0	HOME	0- 0	0- 0	0- 0			
0- 0	0- 0	0- 0	AWAY	0- 0	0- 0	0- 0			
0- 0	0- 0	0- 0	NEUTRAL	0- 0	0- 0	0- 0			

RPI 1-25				RPI 26-50				RPI 51-100				RPI 101+ Team's RPI: 240			
RPI	S	Opponent	Score	RPI	S	Opponent	Score	RPI	S	Opponent	Score	RPI	S	Opponent	Score
2	N	UConn	50 90	43	H	IUPUI	58 66	61	H	TCU	50 55	112	N	Purdue	59 70
								73	A	Louisiana Tech	71 80	178	H	Troy	54 71
								80	N	St. John's (NY)	59 64	194	H	Jacksonville St.	49 60
												225	H	Temple	62 55
												288	H	Norfolk St.	60 42
												291	H	Western Mich.	69 66
												341	H	Louisiana	79 57
												344	H	Savannah St.	74 51
LAST 12 Division I GAMES:															
178	H	Troy	54 71	344	H	Savannah St.	74 51								
73	A	Louisiana Tech	71 80	194	H	Jacksonville St.	49 60								
341	H	Louisiana	79 57	61	H	TCU	50 55								
291	H	Western Mich.	69 66	80	N	St. John's (NY)	59 64								
225	H	Temple	62 55	112	N	Purdue	59 70								
43	H	IUPUI	58 66	2	N	UConn	50 90								

Non-Div I Games:



Average RPI Win: 299

Average RPI Loss: 134

WON-LOST  
RECORDWINNING  
PCT. RANKLAST 10  
GAMESSTRENGTH OF  
SCHEDULEOPP. STRENGTH  
OF SCHEDULETEAM  
RPIADJ.  
RPICONF.  
RPIADJ CONF.  
RPIDIV. I ONLY  
DIV. I NON-CONF.4- 6  
4- 6207  
2071- 0  
1- 0269  
269233  
233261  
261261  
26118  
1818  
18

TOTALS

RPI 1-25

RPI 26-50

W-L RECORDS

RPI 51-100

RPI 101-150

RPI 150+

4- 6

0- 0

0- 0

OVERALL

0- 1

0- 4

4- 1

2- 2

0- 0

0- 0

HOME

0- 0

0- 2

2- 0

1- 3

0- 0

0- 0

AWAY

0- 1

0- 2

1- 0

1- 1

0- 0

0- 0

NEUTRAL

0- 0

0- 0

1- 1

4- 6

0- 0

0- 0

NON-CONFERENCE

0- 1

0- 4

4- 1

2- 2

0- 0

0- 0

HOME

0- 0

0- 2

2- 0

1- 3

0- 0

0- 0

AWAY

0- 1

0- 2

1- 0

1- 1

0- 0

0- 0

NEUTRAL

0- 0

0- 0

1- 1

0- 0

0- 0

0- 0

CONFERENCE

0- 0

0- 0

0- 0

0- 0

0- 0

0- 0

HOME

0- 0

0- 0

0- 0

0- 0

0- 0

0- 0

AWAY

0- 0

0- 0

0- 0

0- 0

0- 0

0- 0

NEUTRAL

0- 0

0- 0

0- 0

RPI 1-25

RPI 26-50

RPI 51-100

RPI 101+

Team's RPI: 261

RPI S Opponent Score

RPI S Opponent Score

RPI S Opponent Score

RPI S Opponent Score

87 A Kansas St. 46 61

120 A Montana St. 56 59

126 A Creighton 51 66

131 H Bradley 60 80

139 H CSUN 52 64

199 N Campbell 52 65

287 H CSU Bakersfield 53 46

290 A Detroit Mercy 51 42

303 H USC Upstate 96 69

317 N Florida A&amp;M 57 50

LAST 12 Division I GAMES:

317 N	Florida A&M	57	50	287 H	CSU Bakersfield	53	46
120 A	Montana St.	56	59	126 A	Creighton	51	66
131 H	Bradley	60	80	290 A	Detroit Mercy	51	42
303 H	USC Upstate	96	69	199 N	Campbell	52	65
				139 H	CSUN	52	64
				87 A	Kansas St.	46	61

Non-Div I Games: Graceland (IA) 81 39

Omaha

Average RPI Win: 210 WON-LOST WINNING LAST 10 STRENGTH OF OPP. STRENGTH TEAM ADJ. CONF. ADJ CONF.  
Average RPI Loss: 87 RECORD PCT. RANK GAMES SCHEDULE OF SCHEDULE RPI RPI RPI RPI

DIV. I ONLY	5- 5	163	1- 0	148	107	138	138	18	18
DIV. I NON-CONF.	5- 5	163	1- 0	148	107	138	138	18	18
TOTALS	RPI 1-25	RPI 26-50	W-L RECORDS	RPI 51-100	RPI 101-150	RPI 150+			
5- 5	0- 1	0- 1	OVERALL	0- 1	0- 0	5- 2			
2- 2	0- 0	0- 0	HOME	0- 0	0- 0	2- 2			
3- 3	0- 1	0- 1	AWAY	0- 1	0- 0	3- 0			
0- 0	0- 0	0- 0	NEUTRAL	0- 0	0- 0	0- 0			
5- 5	0- 1	0- 1	NON-CONFERENCE	0- 1	0- 0	5- 2			
2- 2	0- 0	0- 0	HOME	0- 0	0- 0	2- 2			
3- 3	0- 1	0- 1	AWAY	0- 1	0- 0	3- 0			
0- 0	0- 0	0- 0	NEUTRAL	0- 0	0- 0	0- 0			
0- 0	0- 0	0- 0	CONFERENCE	0- 0	0- 0	0- 0			
0- 0	0- 0	0- 0	HOME	0- 0	0- 0	0- 0			
0- 0	0- 0	0- 0	AWAY	0- 0	0- 0	0- 0			
0- 0	0- 0	0- 0	NEUTRAL	0- 0	0- 0	0- 0			

RPI 1-25				RPI 26-50				RPI 51-100				RPI 101+ Team's RPI: 138			
RPI	S	Opponent	Score	RPI	S	Opponent	Score	RPI	S	Opponent	Score	RPI	S	Opponent	Score
15	A	Iowa	77 90	49	A	Arkansas	61 74	63	A	Kansas	58 70	152	H	UT Arlington	62 80
												155	H	Tulsa	68 76
												173	H	UMKC	75 64
												175	A	Texas St.	81 64
												196	A	Sam Houston St.	73 62
												214	H	Southern Utah	64 59
												294	A	Houston Baptist	74 56
LAST 12 Division I GAMES:															
294	A	Houston Baptist	74 56	175	A	Texas St.	81 64	173	H	UMKC	75 64	155	H	Tulsa	68 76
196	A	Sam Houston St.	73 62	63	A	Kansas	58 70	15	A	Iowa	77 90				
152	H	UT Arlington	62 80												
214	H	Southern Utah	64 59												
49	A	Arkansas	61 74												

Non-Div I Games: Harris-Stowe 74 46 Cent. Christian (KS) 47

Oral Roberts

Average RPI Win:	92	WON-LOST	WINNING	LAST 10	STRENGTH OF	OPP. STRENGTH	TEAM	ADJ.	CONF.	ADJ CONF.
Average RPI Loss:	26	RECORD	PCT. RANK	GAMES	SCHEDULE	OF SCHEDULE	RPI	RPI	RPI	RPI
DIV. I ONLY	8- 1	27	1- 0	12	31	4	4	2	2	
DIV. I NON-CONF.	8- 1	27	1- 0	12	31	4	4	2	2	
-----										
TOTALS	RPI 1-25	RPI 26-50	W-L RECORDS	RPI 51-100	RPI 101-150	RPI 150+				
8- 1	3- 0	0- 1	OVERALL	3- 0	0- 0	2- 0				
4- 0	2- 0	0- 0	HOME	1- 0	0- 0	1- 0				
3- 1	1- 0	0- 1	AWAY	2- 0	0- 0	0- 0				
1- 0	0- 0	0- 0	NEUTRAL	0- 0	0- 0	1- 0				
8- 1	3- 0	0- 1	NON-CONFERENCE	3- 0	0- 0	2- 0				
4- 0	2- 0	0- 0	HOME	1- 0	0- 0	1- 0				
3- 1	1- 0	0- 1	AWAY	2- 0	0- 0	0- 0				
1- 0	0- 0	0- 0	NEUTRAL	0- 0	0- 0	1- 0				
0- 0	0- 0	0- 0	CONFERENCE	0- 0	0- 0	0- 0				
0- 0	0- 0	0- 0	HOME	0- 0	0- 0	0- 0				
0- 0	0- 0	0- 0	AWAY	0- 0	0- 0	0- 0				
0- 0	0- 0	0- 0	NEUTRAL	0- 0	0- 0	0- 0				

RPI 1-25 Team's RPI: 4				RPI 26-50				RPI 51-100				RPI 101+			
RPI	S	Opponent	Score	RPI	S	Opponent	Score	RPI	S	Opponent	Score	RPI	S	Opponent	Score
13	H	Syracuse	75 73	26	A	Michigan St.	82 88	57	A	Saint Mary's (CA)	79 55	183	N	UC Riverside	94 44
17	H	Mississippi St.	82 74					71	H	Buffalo	102 82	277	H	Long Beach St.	110 48
22	A	South Dakota St.	87 79					98	A	Utah St.	88 58				
LAST 12 Division I GAMES:															
22	A	South Dakota St.	87 79	17	H	Mississippi St.	82 74	98	A	Utah St.	88 58	13	H	Syracuse	75 73
26	A	Michigan St.	82 88												
277	H	Long Beach St.	110 48												
57	A	Saint Mary's (CA)	79 55												
183	N	UC Riverside	94 44												
71	H	Buffalo	102 82												

Non-Div I Games: Alas. Fairbanks 115 36

Oregon

Average RPI Win: 186		WON-LOST	WINNING	LAST 10	STRENGTH OF	OPP. STRENGTH	TEAM	ADJ.	CONF.	ADJ CONF.
Average RPI Loss: 20		RECORD	PCT. RANK	GAMES	SCHEDULE	OF SCHEDULE	RPI	RPI	RPI	RPI
DIV. I ONLY		8- 2	48	0- 1	247	10	91	91	2	2
DIV. I NON-CONF.		8- 2	48	0- 1	247	10	91	91	2	2
-----										
TOTALS		RPI 1-25		RPI 26-50	W-L RECORDS		RPI 51-100	RPI 101-150	RPI 150+	
8- 2		0- 1		0- 1	OVERALL		2- 0	1- 0	5- 0	
5- 0		0- 0		0- 0	HOME		1- 0	1- 0	3- 0	
0- 0		0- 0		0- 0	AWAY		0- 0	0- 0	0- 0	
3- 2		0- 1		0- 1	NEUTRAL		1- 0	0- 0	2- 0	
8- 2		0- 1		0- 1	NON-CONFERENCE		2- 0	1- 0	5- 0	
5- 0		0- 0		0- 0	HOME		1- 0	1- 0	3- 0	
0- 0		0- 0		0- 0	AWAY		0- 0	0- 0	0- 0	
3- 2		0- 1		0- 1	NEUTRAL		1- 0	0- 0	2- 0	
0- 0		0- 0		0- 0	CONFERENCE		0- 0	0- 0	0- 0	
0- 0		0- 0		0- 0	HOME		0- 0	0- 0	0- 0	
0- 0		0- 0		0- 0	AWAY		0- 0	0- 0	0- 0	
0- 0		0- 0		0- 0	NEUTRAL		0- 0	0- 0	0- 0	

RPI 1-25				RPI 26-50				RPI 51-100				RPI 101+			
RPI	S	Opponent	Score	RPI	S	Opponent	Score	RPI	S	Opponent	Score	RPI	S	Opponent	Score
1	N	Notre Dame	81 91	38	N	Texas A&M	70 76	55	N	South Carolina	70 68	149	H	Santa Clara	82 31
								57	H	Saint Mary's (CA)	89 56	177	N	Western Ky.	74 60
												191	H	Ark. -Pine Bluff	89 33
												260	N	Eastern Wash.	93 45
												285	H	La Salle	100 46
												310	H	Cal Poly	79 54
-----															
LAST 12 Division I GAMES:															
149	H	Santa Clara	82 31	1	N	Notre Dame	81 91	55	N	South Carolina	70 68				
285	H	La Salle	100 46	38	N	Texas A&M	70 76	260	N	Eastern Wash.	93 45				
177	N	Western Ky.	74 60												
57	H	Saint Mary's (CA)	89 56												
191	H	Ark. -Pine Bluff	89 33												
310	H	Cal Poly	79 54												

Non-Div I Games:

Oregon St.

Paci fic				Through Games Of Dec. 19, 2018							
Average RPI	Win:	226	WON-LOST	WINNING	LAST 10	STRENGTH OF	OPP. STRENGTH	TEAM	ADJ.	CONF.	ADJ CONF.
Average RPI	Loss:	10	RECORD	PCT. RANK	GAMES	SCHEDULE	OF SCHEDULE	RPI	RPI	RPI	RPI
DIV. I ONLY			6- 2	69	0- 1	196	84	76	76	7	7
DIV. I NON-CONF.			6- 2	69	0- 1	196	84	76	76	7	7
-----											
TOTALS		RPI 1-25	RPI 26-50		W-L RECORDS	RPI 51-100		RPI 101-150	RPI 150+		
6- 2		0- 2	0- 0		OVERALL	2- 0		0- 0	4- 0		
4- 0		0- 0	0- 0		HOME	1- 0		0- 0	3- 0		
2- 1		0- 1	0- 0		AWAY	1- 0		0- 0	1- 0		
0- 1		0- 1	0- 0		NEUTRAL	0- 0		0- 0	0- 0		
6- 2		0- 2	0- 0		NON-CONFERENCE	2- 0		0- 0	4- 0		
4- 0		0- 0	0- 0		HOME	1- 0		0- 0	3- 0		
2- 1		0- 1	0- 0		AWAY	1- 0		0- 0	1- 0		
0- 1		0- 1	0- 0		NEUTRAL	0- 0		0- 0	0- 0		
0- 0		0- 0	0- 0		CONFERENCE	0- 0		0- 0	0- 0		
0- 0		0- 0	0- 0		HOME	0- 0		0- 0	0- 0		
0- 0		0- 0	0- 0		AWAY	0- 0		0- 0	0- 0		
0- 0		0- 0	0- 0		NEUTRAL	0- 0		0- 0	0- 0		
-----											
RPI 1-25				RPI 26-50				Team's RPI: 76		RPI 101+	
RPI S	Opponent		Score	RPI S	Opponent		Score	RPI S	Opponent		Score
6 N	Cal i forni a		69 81					70 H	Wyomi ng		70 64
14 A	UCF		57 64					96 A	UC Davi s		83 80
-----											
LAST 12 Divi si on I GAMES:											
6 N	Cal i forni a		69 81	14 A	UCF		57 64	309 H	UC Santa Barbara		69 53
96 A	UC Davi s		83 80	295 H	Seattle U		75 61	267 A	San Jose St.		91 67
				70 H	Wyomi ng		70 64	321 H	North Dakota St.		75 68

Non-Di v I Games:

Paci fi c

Average RPI Win:	276	WON-LOST	WINNING	LAST 10	STRENGTH OF	OPP. STRENGTH	TEAM	ADJ.	CONF.	ADJ CONF.
Average RPI Loss:	19	RECORD	PCT. RANK	GAMES	SCHEDULE	OF SCHEDULE	RPI	RPI	RPI	RPI
DIV. I ONLY	6- 2	69	1- 0	275	104	118	118	15	15	
DIV. I NON-CONF.	6- 2	69	1- 0	275	104	118	118	15	15	
-----										
TOTALS	RPI 1-25	RPI 26-50	W-L RECORDS	RPI 51-100	RPI 101-150	RPI 150+				
6- 2	0- 1	0- 1	OVERALL	0- 0	0- 0	6- 0				
3- 0	0- 0	0- 0	HOME	0- 0	0- 0	3- 0				
3- 1	0- 1	0- 0	AWAY	0- 0	0- 0	3- 0				
0- 1	0- 0	0- 1	NEUTRAL	0- 0	0- 0	0- 0				
6- 2	0- 1	0- 1	NON-CONFERENCE	0- 0	0- 0	6- 0				
3- 0	0- 0	0- 0	HOME	0- 0	0- 0	3- 0				
3- 1	0- 1	0- 0	AWAY	0- 0	0- 0	3- 0				
0- 1	0- 0	0- 1	NEUTRAL	0- 0	0- 0	0- 0				
0- 0	0- 0	0- 0	CONFERENCE	0- 0	0- 0	0- 0				
0- 0	0- 0	0- 0	HOME	0- 0	0- 0	0- 0				
0- 0	0- 0	0- 0	AWAY	0- 0	0- 0	0- 0				
0- 0	0- 0	0- 0	NEUTRAL	0- 0	0- 0	0- 0				

RPI	S	Opponent	Score	RPI	S	Opponent	Score	RPI	S	Opponent	Score	RPI	S	Opponent	Score	Team's RPI: 118
1	A	Notre Dame	55 75	37	N	Maine	46 47					227	A	Navy	65 61	
												248	A	Iona	66 43	
												265	A	Siena	58 51	
												285	H	La Salle	65 34	
												301	H	Saint Joseph's	65 45	
												330	H	NJIT	85 42	
-----																
LAST 12 Division I GAMES:																
248	A	Iona	66 43	330	H	NJIT	85 42	1	A	Notre Dame	55 75	265	A	Siena	58 51	
285	H	La Salle	65 34	301	H	Saint Joseph's	65 45									
37	N	Maine	46 47													
227	A	Navy	65 61													

Non-Div I Games:

Penn

Average RPI Win: 171

Average RPI Loss: 44

WON-LOST  
RECORDWINNING  
PCT. RANKLAST 10  
GAMESSTRENGTH OF  
SCHEDULEOPP. STRENGTH  
OF SCHEDULETEAM  
RPIADJ.  
RPICONF.  
RPIADJ CONF.  
RPIDIV. I ONLY  
DIV. I NON-CONF.7- 4  
7- 4110  
1101- 0  
1- 077  
7761  
61101  
101101  
1013  
33  
3

TOTALS

RPI 1-25

RPI 26-50

W-L RECORDS

RPI 51-100

RPI 101-150

RPI 150+

7- 4

0- 2

0- 1

OVERALL

1- 0

2- 1

4- 0

6- 3

0- 1

0- 1

HOME

1- 0

2- 1

3- 0

1- 1

0- 1

0- 0

AWAY

0- 0

0- 0

1- 0

0- 0

0- 0

0- 0

NEUTRAL

0- 0

0- 0

0- 0

7- 4

0- 2

0- 1

NON-CONFERENCE

1- 0

2- 1

4- 0

6- 3

0- 1

0- 1

HOME

1- 0

2- 1

3- 0

1- 1

0- 1

0- 0

AWAY

0- 0

0- 0

1- 0

0- 0

0- 0

0- 0

NEUTRAL

0- 0

0- 0

0- 0

0- 0

0- 0

0- 0

CONFERENCE

0- 0

0- 0

0- 0

0- 0

0- 0

0- 0

HOME

0- 0

0- 0

0- 0

0- 0

0- 0

0- 0

AWAY

0- 0

0- 0

0- 0

0- 0

0- 0

0- 0

NEUTRAL

0- 0

0- 0

0- 0

RPI 1-25

RPI 26-50

RPI 51-100

RPI 101+

Team's RPI: 101

RPI	S	Opponent	Score
6	H	Cal i forni a	58 75
18	A	Fl ori da St.	58 87

RPI	S	Opponent	Score
45	H	Duquesne	58 64

RPI	S	Opponent	Score
99	H	Princeton	79 71

RPI	S	Opponent	Score
103	H	Provi dence	74 72
107	H	Stony Brook	70 81
148	H	Ameri can	80 59
159	A	Fordham	72 55
213	H	Jacksonville	80 61
226	H	North Dakota	75 68
249	H	St. Bonaventure	80 65

LAST 12 Division I GAMES:

45	H	Duquesne	58 64	148	H	Ameri can	80 59
213	H	Jacksonville	80 61	249	H	St. Bonaventure	80 65
18	A	Fl ori da St.	58 87	159	A	Fordham	72 55
107	H	Stony Brook	70 81	6	H	Cal i forni a	58 75
226	H	North Dakota	75 68	103	H	Provi dence	74 72
99	H	Princeton	79 71				

Non-Div I Games:

Penn St.

Average RPI	Win:	279	WON-LOST	WINNING	LAST 10	STRENGTH OF	OPP. STRENGTH	TEAM	ADJ.	CONF.	ADJ CONF.
Average RPI	Loss:	66	RECORD	PCT. RANK	GAMES	SCHEDULE	OF SCHEDULE	RPI	RPI	RPI	RPI
DIV. I ONLY		5- 3		116	0- 1	305	123	153	153	7	7
DIV. I NON-CONF.		5- 3		116	0- 1	305	123	153	153	7	7
-----											
TOTALS	RPI 1-25		RPI 26-50		W-L RECORDS	RPI 51-100		RPI 101-150		RPI 150+	
5- 3	0- 0		0- 1		OVERALL	0- 1		0- 1		5- 0	
1- 0	0- 0		0- 0		HOME	0- 0		0- 0		1- 0	
3- 3	0- 0		0- 1		AWAY	0- 1		0- 1		3- 0	
1- 0	0- 0		0- 0		NEUTRAL	0- 0		0- 0		1- 0	
5- 3	0- 0		0- 1		NON-CONFERENCE	0- 1		0- 1		5- 0	
1- 0	0- 0		0- 0		HOME	0- 0		0- 0		1- 0	
3- 3	0- 0		0- 1		AWAY	0- 1		0- 1		3- 0	
1- 0	0- 0		0- 0		NEUTRAL	0- 0		0- 0		1- 0	
0- 0	0- 0		0- 0		CONFERENCE	0- 0		0- 0		0- 0	
0- 0	0- 0		0- 0		HOME	0- 0		0- 0		0- 0	
0- 0	0- 0		0- 0		AWAY	0- 0		0- 0		0- 0	
0- 0	0- 0		0- 0		NEUTRAL	0- 0		0- 0		0- 0	

RPI	S	Opponent	Score	RPI	S	Opponent	Score	RPI	S	Opponent	Score	RPI	S	Opponent	Score
				32	A	Colorado	65 80	64	A	Idaho St.	63 65	103	A	Providence	47 66
												223	N	Sacramento St.	113 97
												266	A	Hawaii	65 64
												295	A	Seattle U	78 64
												300	H	Weber St.	68 47
												310	A	Cal Poly	70 63
-----															
Team's RPI: 153															
LAST 12 Division I GAMES:															
				295	A	Seattle U	78 64	103	A	Providence	47 66				
				32	A	Colorado	65 80	64	A	Idaho St.	63 65				
				310	A	Cal Poly	70 63	300	H	Weber St.	68 47				
				223	N	Sacramento St.	113 97								
				266	A	Hawaii	65 64								

Non-Div I Games:

Pepperdine



Average RPI Win:	164	WON-LOST	WINNING	LAST 10	STRENGTH OF	OPP. STRENGTH	TEAM	ADJ.	CONF.	ADJ CONF.
Average RPI Loss:	138	RECORD	PCT. RANK	GAMES	SCHEDULE	OF SCHEDULE	RPI	RPI	RPI	RPI
DIV. I ONLY	7- 5	130	1- 0	71	168	115	115	1	1	
DIV. I NON-CONF.	7- 5	130	1- 0	71	168	115	115	1	1	
<hr/>										
TOTALS	RPI 1-25	RPI 26-50	W-L RECORDS	RPI 51-100	RPI 101-150	RPI 150+				
7- 5	0- 1	1- 0	OVERALL	1- 0	0- 2	5- 2				
4- 3	0- 1	0- 0	HOME	0- 0	0- 1	4- 1				
1- 1	0- 0	0- 0	AWAY	1- 0	0- 0	0- 1				
2- 1	0- 0	1- 0	NEUTRAL	0- 0	0- 1	1- 0				
7- 5	0- 1	1- 0	NON-CONFERENCE	1- 0	0- 2	5- 2				
4- 3	0- 1	0- 0	HOME	0- 0	0- 1	4- 1				
1- 1	0- 0	0- 0	AWAY	1- 0	0- 0	0- 1				
2- 1	0- 0	1- 0	NEUTRAL	0- 0	0- 1	1- 0				
0- 0	0- 0	0- 0	CONFERENCE	0- 0	0- 0	0- 0				
0- 0	0- 0	0- 0	HOME	0- 0	0- 0	0- 0				
0- 0	0- 0	0- 0	AWAY	0- 0	0- 0	0- 0				
0- 0	0- 0	0- 0	NEUTRAL	0- 0	0- 0	0- 0				

RPI 1-25				RPI 26-50				RPI 51-100				RPI 101+ Team's RPI: 115			
RPI	S	Opponent	Score	RPI	S	Opponent	Score	RPI	S	Opponent	Score	RPI	S	Opponent	Score
14	H	UCF	58 61	49	N	Arkansas	61 54	77	A	Northwestern	52 49	123	H	Youngstown St.	55 64
												145	N	Wisconsin	42 57
												154	H	Cincinnati	65 48
												159	H	Fordham	65 62
												180	A	Georgetown	41 70
												200	H	UNCW	60 56
												215	H	New Orleans	90 38
												229	H	West Virginia	43 77
												292	N	Tennessee St.	78 56
LAST 12 Division I GAMES:															
200	H	UNCW	60 56	229	H	West Virginia	43 77	159	H	Fordham	65 62				
180	A	Georgetown	41 70	77	A	Northwestern	52 49	292	N	Tennessee St.	78 56				
154	H	Cincinnati	65 48	49	N	Arkansas	61 54	145	N	Wisconsin	42 57				
123	H	Youngstown St.	55 64	14	H	UCF	58 61								

Non-Div I Games:

Pittsburgh

Average RPI Win:	224	WON-LOST	WINNING	LAST 10	STRENGTH OF	OPP. STRENGTH	TEAM	ADJ.	CONF.	ADJ CONF.
Average RPI Loss:	123	RECORD	PCT. RANK	GAMES	SCHEDULE	OF SCHEDULE	RPI	RPI	RPI	RPI

DIV. I ONLY	6- 3	96	0- 0	86	277	84	84	7	7
DIV. I NON-CONF.	6- 3	96	0- 0	86	277	84	84	7	7
TOTALS	RPI 1-25	RPI 26-50	W-L RECORDS	RPI 51-100	RPI 101-150	RPI 150+			
6- 3	0- 0	0- 0	OVERALL	1- 0	0- 2	5- 1			
3- 1	0- 0	0- 0	HOME	1- 0	0- 1	2- 0			
3- 1	0- 0	0- 0	AWAY	0- 0	0- 0	3- 1			
0- 1	0- 0	0- 0	NEUTRAL	0- 0	0- 1	0- 0			
6- 3	0- 0	0- 0	NON-CONFERENCE	1- 0	0- 2	5- 1			
3- 1	0- 0	0- 0	HOME	1- 0	0- 1	2- 0			
3- 1	0- 0	0- 0	AWAY	0- 0	0- 0	3- 1			
0- 1	0- 0	0- 0	NEUTRAL	0- 0	0- 1	0- 0			
0- 0	0- 0	0- 0	CONFERENCE	0- 0	0- 0	0- 0			
0- 0	0- 0	0- 0	HOME	0- 0	0- 0	0- 0			
0- 0	0- 0	0- 0	AWAY	0- 0	0- 0	0- 0			
0- 0	0- 0	0- 0	NEUTRAL	0- 0	0- 0	0- 0			

RPI 1-25	RPI 26-50	RPI 51-100	Team's RPI: 84	RPI 101+
RPI S Opponent Score	RPI S Opponent Score	RPI S Opponent Score		RPI S Opponent Score
		98 H Utah St. 61 54		104 N Arizona 70 92
				108 H UC Irvine 69 84
				157 A Portland St. 79 92
				195 H Air Force 79 60
				202 H Cal St. Fullerton 83 74
				266 A Hawaii 72 65
				282 A Utah Valley 65 60
				300 A Weber St. 89 73
LAST 12 Division I GAMES:				
195 H Air Force 79 60	108 H UC Irvine 69 84			
300 A Weber St. 89 73	157 A Portland St. 79 92			
282 A Utah Valley 65 60	98 H Utah St. 61 54			
	202 H Cal St. Fullerton 83 74			
	104 N Arizona 70 92			
	266 A Hawaii 72 65			

Non-Div I Games: Warner Pacific 98 63 Willamette 82 27

Portland

Average RPI Win:	237	WON-LOST	WINNING	LAST 10	STRENGTH OF	OPP. STRENGTH	TEAM	ADJ.	CONF.	ADJ CONF.
Average RPI Loss:	108	RECORD	PCT. RANK	GAMES	SCHEDULE	OF SCHEDULE	RPI	RPI	RPI	RPI

DIV. I ONLY	7- 1	37	0- 1	321	140	157	157	11	11
DIV. I NON-CONF.	7- 1	37	0- 1	321	140	157	157	11	11
TOTALS	RPI 1-25	RPI 26-50	W-L RECORDS	RPI 51-100	RPI 101-150	RPI 150+			
7- 1	0- 0	0- 0	OVERALL	2- 0	0- 1	5- 0			
5- 1	0- 0	0- 0	HOME	2- 0	0- 1	3- 0			
2- 0	0- 0	0- 0	AWAY	0- 0	0- 0	2- 0			
0- 0	0- 0	0- 0	NEUTRAL	0- 0	0- 0	0- 0			
7- 1	0- 0	0- 0	NON-CONFERENCE	2- 0	0- 1	5- 0			
5- 1	0- 0	0- 0	HOME	2- 0	0- 1	3- 0			
2- 0	0- 0	0- 0	AWAY	0- 0	0- 0	2- 0			
0- 0	0- 0	0- 0	NEUTRAL	0- 0	0- 0	0- 0			
0- 0	0- 0	0- 0	CONFERENCE	0- 0	0- 0	0- 0			
0- 0	0- 0	0- 0	HOME	0- 0	0- 0	0- 0			
0- 0	0- 0	0- 0	AWAY	0- 0	0- 0	0- 0			
0- 0	0- 0	0- 0	NEUTRAL	0- 0	0- 0	0- 0			

RPI 1-25				RPI 26-50				RPI 51-100				RPI 101+				Team's RPI: 157	
RPI	S	Opponent	Score	RPI	S	Opponent	Score	RPI	S	Opponent	Score	RPI	S	Opponent	Score		
								84	H	Portland	92 79	108	H	UC Irvine	68	73	
								96	H	UC Davis	65 50	253	H	UNLV	58	49	
												267	H	San Jose St.	80	51	
												295	H	Seattle U	68	43	
												319	A	UTEP	89	61	
												345	A	Grand Canyon	60	55	
LAST 12 Division I GAMES:																	
				108	H	UC Irvine	68	73	84	H	Portland	92	79				
				253	H	UNLV	58	49	295	H	Seattle U	68	43				
				345	A	Grand Canyon	60	55	96	H	UC Davis	65	50				
				319	A	UTEP	89	61	267	H	San Jose St.	80	51				

Non-Div I Games: Warner Pacific 102 49

Portland St.

Average RPI Win:	322	WON-LOST	WINNING	LAST 10	STRENGTH OF	OPP. STRENGTH	TEAM	ADJ.	CONF.	ADJ CONF.
Average RPI Loss:	110	RECORD	PCT. RANK	GAMES	SCHEDULE	OF SCHEDULE	RPI	RPI	RPI	RPI

DIV. I ONLY	1- 6	307	0- 1	18	287	193	193	28	28
DIV. I NON-CONF.	1- 6	307	0- 1	18	287	193	193	28	28
-----									
TOTALS	RPI 1-25	RPI 26-50	W-L RECORDS	RPI 51-100	RPI 101-150	RPI 150+			
1- 6	0- 1	0- 2	OVERALL	0- 0	0- 2	1- 1			
0- 1	0- 0	0- 0	HOME	0- 0	0- 1	0- 0			
0- 5	0- 1	0- 2	AWAY	0- 0	0- 1	0- 1			
1- 0	0- 0	0- 0	NEUTRAL	0- 0	0- 0	1- 0			
1- 6	0- 1	0- 2	NON-CONFERENCE	0- 0	0- 2	1- 1			
0- 1	0- 0	0- 0	HOME	0- 0	0- 1	0- 0			
0- 5	0- 1	0- 2	AWAY	0- 0	0- 1	0- 1			
1- 0	0- 0	0- 0	NEUTRAL	0- 0	0- 0	1- 0			
0- 0	0- 0	0- 0	CONFERENCE	0- 0	0- 0	0- 0			
0- 0	0- 0	0- 0	HOME	0- 0	0- 0	0- 0			
0- 0	0- 0	0- 0	AWAY	0- 0	0- 0	0- 0			
0- 0	0- 0	0- 0	NEUTRAL	0- 0	0- 0	0- 0			

RPI 1-25				RPI 26-50				RPI 51-100				RPI 101+ Team's RPI: 193			
RPI	S	Opponent	Score	RPI	S	Opponent	Score	RPI	S	Opponent	Score	RPI	S	Opponent	Score
7	A	Iowa St.	46 94	32	A	Colorado	38 79					110	A	Oklahoma St.	50 70
				49	A	Arkansas	44 71					129	H	Rice	58 68
												322	N	A&M-Corpus Christi	67 59
												334	A	UTRGV	50 57
-----															
LAST 12 Division I GAMES:															
				32	A	Colorado	38 79	7	A	Iowa St.	46 94				
				129	H	Rice	58 68	49	A	Arkansas	44 71				
				322	N	A&M-Corpus Christi	67 59								
				334	A	UTRGV	50 57								
				110	A	Oklahoma St.	50 70								

Non-Div I Games: Jarvis Christian 117 32 Arlington Baptist 105 31

Average RPI	Win: 245	WON-LOST	WINNING	LAST 10	STRENGTH OF	OPP. STRENGTH	TEAM	ADJ.	CONF.	ADJ CONF.
Average RPI	Loss: 196	RECORD	PCT. RANK	GAMES	SCHEDULE	OF SCHEDULE	RPI	RPI	RPI	RPI
DIV. I ONLY	1- 7	311	0- 1	272	237	337	337	29	29	
DIV. I NON-CONF.	1- 7	311	0- 1	272	237	337	337	29	29	
-----										
TOTALS	RPI 1-25	RPI 26-50	W-L RECORDS	RPI 51-100	RPI 101-150	RPI 150+				
1- 7	0- 1	0- 0	OVERALL	0- 0	0- 0	1- 6				
1- 2	0- 0	0- 0	HOME	0- 0	0- 0	1- 2				
0- 5	0- 1	0- 0	AWAY	0- 0	0- 0	0- 4				
0- 0	0- 0	0- 0	NEUTRAL	0- 0	0- 0	0- 0				
1- 7	0- 1	0- 0	NON-CONFERENCE	0- 0	0- 0	1- 6				
1- 2	0- 0	0- 0	HOME	0- 0	0- 0	1- 2				
0- 5	0- 1	0- 0	AWAY	0- 0	0- 0	0- 4				
0- 0	0- 0	0- 0	NEUTRAL	0- 0	0- 0	0- 0				
0- 0	0- 0	0- 0	CONFERENCE	0- 0	0- 0	0- 0				
0- 0	0- 0	0- 0	HOME	0- 0	0- 0	0- 0				
0- 0	0- 0	0- 0	AWAY	0- 0	0- 0	0- 0				
0- 0	0- 0	0- 0	NEUTRAL	0- 0	0- 0	0- 0				

RPI 1-25				RPI 26-50				RPI 51-100				RPI 101+				Team's RPI: 337
RPI	S	Opponent	Score	RPI	S	Opponent	Score	RPI	S	Opponent	Score	RPI	S	Opponent	Score	
19	A	Tennessee	49 97									170	A	Vanderbilt	43 78	
												200	A	UNCW	48 63	
												219	A	Samford	54 75	
												232	H	Ga. Southern	68 69	
												237	A	Davidson	56 83	
												245	H	Wofford	61 50	
												296	H	South Carolina St.	48 57	
-----																
LAST 12 Division I GAMES:																
237	A	Davidson	56 83	232	H	Ga. Southern	68 69	219	A	Samford	54 75	170	A	Vanderbilt	43 78	
19	A	Tennessee	49 97									296	H	South Carolina St.	48 57	
												245	H	Wofford	61 50	
												200	A	UNCW	48 63	

Non-Div I Games:

Presbyterian

Princeton				Through Games Of Dec. 19, 2018							
Average RPI	Win:	182	WON-LOST	WINNING	LAST 10	STRENGTH OF	OPP. STRENGTH	TEAM	ADJ.	CONF.	ADJ CONF.
Average RPI	Loss:	83	RECORD	PCT. RANK	GAMES	SCHEDULE	OF SCHEDULE	RPI	RPI	RPI	RPI
DIV. I ONLY			6- 7	183	1- 0	55	125	99	99	15	15
DIV. I NON-CONF.			6- 7	183	1- 0	55	125	99	99	15	15
<hr/>											
TOTALS	RPI 1-25			RPI 26-50		W-L RECORDS	RPI 51-100	RPI 101-150		RPI 150+	
6- 7	0- 1			0- 2		OVERALL	2- 2	0- 1		4- 1	
3- 1	0- 0			0- 0		HOME	2- 1	0- 0		1- 0	
3- 3	0- 0			0- 1		AWAY	0- 0	0- 1		3- 1	
0- 3	0- 1			0- 1		NEUTRAL	0- 1	0- 0		0- 0	
6- 7	0- 1			0- 2		NON-CONFERENCE	2- 2	0- 1		4- 1	
3- 1	0- 0			0- 0		HOME	2- 1	0- 0		1- 0	
3- 3	0- 0			0- 1		AWAY	0- 0	0- 1		3- 1	
0- 3	0- 1			0- 1		NEUTRAL	0- 1	0- 0		0- 0	
0- 0	0- 0			0- 0		CONFERENCE	0- 0	0- 0		0- 0	
0- 0	0- 0			0- 0		HOME	0- 0	0- 0		0- 0	
0- 0	0- 0			0- 0		AWAY	0- 0	0- 0		0- 0	
0- 0	0- 0			0- 0		NEUTRAL	0- 0	0- 0		0- 0	

RPI 1-25				RPI 26-50				RPI 51-100				Team's RPI: 99				RPI 101+			
RPI	S	Opponent	Score	RPI	S	Opponent	Score	RPI	S	Opponent	Score	RPI	S	Opponent	Score	RPI	S	Opponent	Score
13	N	Syracuse	61 92	29	A	Villanova	46 67	65	H	Quinnipiac	54 42	101	A	Penn St.	71 79				
				48	N	DePaul	67 82	87	N	Kansas St.	61 80	171	A	Monmouth	79 47				
								89	H	Marist	60 57	203	A	George Washington	49 64				
								97	H	Seton Hall	66 70	230	A	Rider	89 65				
												237	H	Davidson	65 57				
												302	A	St. Francis Brooklyn	83 64				
LAST 12 Division I GAMES:																			
302	A	St. Francis Brooklyn	83 64	29	A	Villanova	46 67	87	N	Kansas St.	61 80	13	N	Syracuse	61 92				
89	H	Marist	60 57					48	N	DePaul	67 82	101	A	Penn St.	71 79				
171	A	Monmouth	79 47					97	H	Seton Hall	66 70								
65	H	Quinnipiac	54 42																
237	H	Davidson	65 57																
203	A	George Washington	49 64																

Non-Div I Games:

RPI 1-25				RPI 26-50				RPI 51-100				RPI 101+				Team's RPI: 103	
RPI	S	Opponent	Score	RPI	S	Opponent	Score	RPI	S	Opponent	Score	RPI	S	Opponent	Score		
				35	H	Northeastern	59 65										
								65	H	Quinnipiac	44 48	101	A	Penn St.	72 74		
												117	A	Boston College	61 57		
												119	H	Yale	59 42		
												140	A	Rhode Island	65 72		
												153	H	Pepperdine	66 47		
												198	H	Sacred Heart	62 52		
												279	N	Bryant	72 64		
												315	A	UMass Lowell	71 47		
LAST 12 Division I GAMES:																	
				279	N	Bryant	72 64	119	H	Yale	59 42						
				153	H	Pepperdine	66 47	117	A	Boston College	61 57						
				35	H	Northeastern	59 65	198	H	Sacred Heart	62 52						
				315	A	UMass Lowell	71 47	65	H	Quinnipiac	44 48						
				140	A	Rhode Island	65 72	101	A	Penn St.	72 74						

Provi dence

Purdue

Purdue				Through Games Of Dec. 19, 2018							
Average RPI	Win:	227	WON-LOST	WINNING	LAST 10	STRENGTH OF	OPP. STRENGTH	TEAM	ADJ.	CONF.	ADJ CONF.
Average RPI	Loss:	53	RECORD	PCT. RANK	GAMES	SCHEDULE	OF SCHEDULE	RPI	RPI	RPI	RPI
DIV. I ONLY			8- 4	96	1- 0	124	161	112	112	3	3
DIV. I NON-CONF.			8- 4	96	1- 0	124	161	112	112	3	3
-----											
TOTALS		RPI 1-25	RPI 26-50		W-L RECORDS		RPI 51-100	RPI 101-150	RPI 150+		
8- 4		1- 1	0- 0		OVERALL		0- 3	1- 0	6- 0		
6- 1		1- 0	0- 0		HOME		0- 1	1- 0	4- 0		
1- 1		0- 0	0- 0		AWAY		0- 1	0- 0	1- 0		
1- 2		0- 1	0- 0		NEUTRAL		0- 1	0- 0	1- 0		
8- 4		1- 1	0- 0		NON-CONFERENCE		0- 3	1- 0	6- 0		
6- 1		1- 0	0- 0		HOME		0- 1	1- 0	4- 0		
1- 1		0- 0	0- 0		AWAY		0- 1	0- 0	1- 0		
1- 2		0- 1	0- 0		NEUTRAL		0- 1	0- 0	1- 0		
0- 0		0- 0	0- 0		CONFERENCE		0- 0	0- 0	0- 0		
0- 0		0- 0	0- 0		HOME		0- 0	0- 0	0- 0		
0- 0		0- 0	0- 0		AWAY		0- 0	0- 0	0- 0		
0- 0		0- 0	0- 0		NEUTRAL		0- 0	0- 0	0- 0		

RPI 1-25				RPI 26-50				RPI 51-100				RPI 101+ Team's RPI: 112			
RPI	S	Opponent	Score	RPI	S	Opponent	Score	RPI	S	Opponent	Score	RPI	S	Opponent	Score
2	N	UConn	40 86					55	H	South Carolina	73 82	147	H	Harvard	66 65
25	H	Miami (FL)	74 63					75	A	Ohio	73 80	235	H	Loyola Chicago	65 41
								80	N	St. John's (NY)	62 68	240	N	Ole Miss	70 59
												255	A	Ball St.	80 38
												268	H	Western Ill.	81 60
												312	H	Albany (NY)	53 41
												336	H	Purdue Fort Wayne	78 44
-----															
LAST 12 Division I GAMES:															
55	H	South Carolina	73 82	312	H	Albany (NY)	53 41								
235	H	Loyola Chicago	65 41	80	N	St. John's (NY)	62 68								
75	A	Ohio	73 80	336	H	Purdue Fort Wayne	78 44								
25	H	Miami (FL)	74 63	268	H	Western Ill.	81 60								
2	N	UConn	40 86	147	H	Harvard	66 65								
240	N	Ole Miss	70 59	255	A	Ball St.	80 38								

Non-Div I Games:

Purdue



Average RPI Win:	349	WON-LOST	WINNING	LAST 10	STRENGTH OF	OPP. STRENGTH	TEAM	ADJ.	CONF.	ADJ CONF.
Average RPI Loss:	219	RECORD	PCT. RANK	GAMES	SCHEDULE	OF SCHEDULE	RPI	RPI	RPI	RPI

DIV. I ONLY	1- 8	318	0- 1	263	345	336	336	18	18
DIV. I NON-CONF.	1- 8	318	0- 1	263	345	336	336	18	18
TOTALS	RPI 1-25	RPI 26-50	W-L RECORDS	RPI 51-100	RPI 101-150	RPI 150+			
1- 8	0- 0	0- 0	OVERALL	0- 0	0- 1	1- 7			
0- 3	0- 0	0- 0	HOME	0- 0	0- 0	0- 3			
1- 5	0- 0	0- 0	AWAY	0- 0	0- 1	1- 4			
0- 0	0- 0	0- 0	NEUTRAL	0- 0	0- 0	0- 0			
1- 8	0- 0	0- 0	NON-CONFERENCE	0- 0	0- 1	1- 7			
0- 3	0- 0	0- 0	HOME	0- 0	0- 0	0- 3			
1- 5	0- 0	0- 0	AWAY	0- 0	0- 1	1- 4			
0- 0	0- 0	0- 0	NEUTRAL	0- 0	0- 0	0- 0			
0- 0	0- 0	0- 0	CONFERENCE	0- 0	0- 0	0- 0			
0- 0	0- 0	0- 0	HOME	0- 0	0- 0	0- 0			
0- 0	0- 0	0- 0	AWAY	0- 0	0- 0	0- 0			
0- 0	0- 0	0- 0	NEUTRAL	0- 0	0- 0	0- 0			

RPI 1-25				RPI 26-50				RPI 51-100				RPI 101+ Team's RPI: 336			
RPI	S	Opponent	Score	RPI	S	Opponent	Score	RPI	S	Opponent	Score	RPI	S	Opponent	Score
												112	A	Purdue	44 78
												179	H	Eastern Mich.	72 87
												184	A	Milwaukee	48 70
												208	H	SIUE	49 57
												235	A	Loyola Chicago	67 81
												241	A	Eastern Ill.	63 72
												291	A	Western Mich.	61 69
												304	H	Valparaiso	64 68
												349	A	Evansville	72 66
LAST 12 Division I GAMES:															
				179	H	Eastern Mich.	72 87	304	H	Valparaiso	64 68				
				184	A	Milwaukee	48 70	241	A	Eastern Ill.	63 72				
				235	A	Loyola Chicago	67 81	291	A	Western Mich.	61 69				
				208	H	SIUE	49 57								
				349	A	Evansville	72 66								
				112	A	Purdue	44 78								

Non-Div I Games: Taylor (IN) 84 74 Goshen 86 45 Ind. -Kokomo 87 50

Average RPI	Win:	186	WON-LOST	WINNING	LAST 10	STRENGTH OF	OPP. STRENGTH	TEAM	ADJ.	CONF.	ADJ CONF.
Average RPI	Loss:	65	RECORD	PCT. RANK	GAMES	SCHEDULE	OF SCHEDULE	RPI	RPI	RPI	RPI
DIV. I ONLY		5- 5		163	1- 0	42	157	65	65	27	27
DIV. I NON-CONF.		5- 5		163	1- 0	42	157	65	65	27	27
-----											
TOTALS	RPI 1-25		RPI 26-50		W-L RECORDS	RPI 51-100		RPI 101-150		RPI 150+	
5- 5	0- 0		0- 2		OVERALL	0- 3		3- 0		2- 0	
1- 1	0- 0		0- 1		HOME	0- 0		0- 0		1- 0	
3- 2	0- 0		0- 1		AWAY	0- 1		3- 0		0- 0	
1- 2	0- 0		0- 0		NEUTRAL	0- 2		0- 0		1- 0	
5- 5	0- 0		0- 2		NON-CONFERENCE	0- 3		3- 0		2- 0	
1- 1	0- 0		0- 1		HOME	0- 0		0- 0		1- 0	
3- 2	0- 0		0- 1		AWAY	0- 1		3- 0		0- 0	
1- 2	0- 0		0- 0		NEUTRAL	0- 2		0- 0		1- 0	
0- 0	0- 0		0- 0		CONFERENCE	0- 0		0- 0		0- 0	
0- 0	0- 0		0- 0		HOME	0- 0		0- 0		0- 0	
0- 0	0- 0		0- 0		AWAY	0- 0		0- 0		0- 0	
0- 0	0- 0		0- 0		NEUTRAL	0- 0		0- 0		0- 0	

RPI	S	Opponent	Score	RPI	S	Opponent	Score	RPI	S	Opponent	Score	RPI	S	Opponent	Score
39	A	Bucknel I	58 75	47	H	Central Mi ch.	52 67	60	N	Texas	55 56	103	A	Provi dence	48 44
								78	N	Missouri	51 65	144	A	Drexel	56 52
								99	A	Princeton	42 54	147	A	Harvard	72 67
												255	N	Ball St.	69 66
												283	H	Ri chmond	65 48
LAST 12 Division I GAMES:															
47	H	Central Mi ch.	52 67	255	N	Ball St.	69 66	78	N	Missouri	51 65				
147	A	Harvard	72 67	283	H	Ri chmond	65 48	99	A	Princeton	42 54				
60	N	Texas	55 56												
103	A	Provi dence	48 44												
39	A	Bucknel I	58 75												
144	A	Drexel	56 52												

Non-Div I Games:

Qui nni pi ac

Average RPI Win: 219

Average RPI Loss: 92

WON-LOST  
RECORDWINNING  
PCT. RANKLAST 10  
GAMESSTRENGTH OF  
SCHEDULEOPP. STRENGTH  
OF SCHEDULETEAM  
RPIADJ.  
RPICONF.  
RPIADJ CONF.  
RPIDIV. I ONLY  
DIV. I NON-CONF.5- 4  
5- 4140  
1401- 0  
1- 097  
97145  
145102  
102102  
10229  
2929  
29

TOTALS

RPI 1-25

RPI 26-50

W-L RECORDS

RPI 51-100

RPI 101-150

RPI 150+

5- 4 0- 1  
2- 1 0- 0  
2- 2 0- 1  
1- 1 0- 00- 1  
0- 0  
0- 1  
0- 0OVERALL  
HOME  
AWAY  
NEUTRAL0- 0  
0- 0  
0- 0  
0- 01- 1  
0- 0  
1- 0  
0- 14- 1  
2- 1  
1- 0  
1- 05- 4 0- 1  
2- 1 0- 0  
2- 2 0- 1  
1- 1 0- 00- 1  
0- 0  
0- 1  
0- 0NON-CONFERENCE  
HOME  
AWAY  
NEUTRAL0- 0  
0- 0  
0- 0  
0- 01- 1  
0- 0  
1- 0  
0- 14- 1  
2- 1  
1- 0  
1- 00- 0 0- 0  
0- 0 0- 0  
0- 0 0- 0  
0- 0 0- 00- 0  
0- 0  
0- 0  
0- 0CONFERENCE  
HOME  
AWAY  
NEUTRAL0- 0  
0- 0  
0- 0  
0- 00- 0  
0- 0  
0- 0  
0- 00- 0  
0- 0  
0- 0  
0- 0

RPI 1-25

RPI 26-50

RPI 51-100

RPI 101+

Team's RPI: 102

RPI S Opponent Score  
3 A NC State 58 75RPI S Opponent Score  
31 A Virginia Tech 44 55

RPI S Opponent Score

RPI S Opponent Score  
124 N Nebraska 39 77  
125 A VCU 54 49  
161 A Virginia 57 44  
211 H Morehead St. 72 79  
225 N Temple 56 50  
289 H ETSU 79 64  
296 H South Carolina St. 61 31

LAST 12 Division I GAMES:

3 A NC State	58	75	125 A VCU	54	49
289 H ETSU	79	64	211 H Morehead St.	72	79
296 H South Carolina St.	61	31	161 A Virginia	57	44
			31 A Virginia Tech	44	55
			124 N Nebraska	39	77
			225 N Temple	56	50

Radford

Radford

Non-Div I Games:

Radford

Loss, 
 Non-Conf, S Site, 
 H Home
A Away 
 N Neutral

Average RPI Win:	229	WON-LOST	WINNING	LAST 10	STRENGTH OF	OPP. STRENGTH	TEAM	ADJ.	CONF.	ADJ CONF.
Average RPI Loss:	112	RECORD	PCT. RANK	GAMES	SCHEDULE	OF SCHEDULE	RPI	RPI	RPI	RPI
DIV. I ONLY	5- 5	163	1- 0	112	172	140	140	16	16	
DIV. I NON-CONF.	5- 5	163	1- 0	112	172	140	140	16	16	
-----										
TOTALS	RPI 1-25	RPI 26-50	W-L RECORDS	RPI 51-100	RPI 101-150	RPI 150+				
5- 5	0- 1	0- 0	OVERALL	0- 1	1- 2	4- 1				
3- 2	0- 0	0- 0	HOME	0- 0	1- 2	2- 0				
2- 3	0- 1	0- 0	AWAY	0- 1	0- 0	2- 1				
0- 0	0- 0	0- 0	NEUTRAL	0- 0	0- 0	0- 0				
5- 5	0- 1	0- 0	NON-CONFERENCE	0- 1	1- 2	4- 1				
3- 2	0- 0	0- 0	HOME	0- 0	1- 2	2- 0				
2- 3	0- 1	0- 0	AWAY	0- 1	0- 0	2- 1				
0- 0	0- 0	0- 0	NEUTRAL	0- 0	0- 0	0- 0				
0- 0	0- 0	0- 0	CONFERENCE	0- 0	0- 0	0- 0				
0- 0	0- 0	0- 0	HOME	0- 0	0- 0	0- 0				
0- 0	0- 0	0- 0	AWAY	0- 0	0- 0	0- 0				
0- 0	0- 0	0- 0	NEUTRAL	0- 0	0- 0	0- 0				

RPI	S	Opponent	Score	RPI	S	Opponent	Score	RPI	S	Opponent	Score	RPI	S	Opponent	Score	Team's RPI: 140
16	A	Kentucky	52 75					100	A	Clemson	67 80	103	H	Providence	72 65	
												114	H	Hartford	51 65	
												117	H	Boston College	64 88	
												212	A	Holy Cross	65 73	
												226	H	North Dakota	77 63	
												242	H	Brown	72 67	
												276	A	Vermont	61 58	
												298	A	Robert Morris	46 41	
-----																
LAST 12 Division I GAMES:																
242	H	Brown	72 67	16	A	Kentucky	52 75	103	H	Providence	72 65					
114	H	Hartford	51 65					226	H	North Dakota	77 63					
100	A	Clemson	67 80					212	A	Holy Cross	65 73					
117	H	Boston College	64 88					276	A	Vermont	61 58					
								298	A	Robert Morris	46 41					

Non-Div I Games:

Rhode Island

Average RPI	Win:	216	WON-LOST	WINNING	LAST 10	STRENGTH OF	OPP. STRENGTH	TEAM	ADJ.	CONF.	ADJ CONF.
Average RPI	Loss:	33	RECORD	PCT. RANK	GAMES	SCHEDULE	OF SCHEDULE	RPI	RPI	RPI	RPI
DIV. I ONLY		7- 3		84	0- 1	279	18	129	129	17	17
DIV. I NON-CONF.		7- 3		84	0- 1	279	18	129	129	17	17
<hr/>											
TOTALS	RPI 1-25		RPI 26-50		W-L RECORDS	RPI 51-100		RPI 101-150		RPI 150+	
7- 3	0- 0		0- 3		OVERALL	0- 0		0- 0		7- 0	
5- 0	0- 0		0- 0		HOME	0- 0		0- 0		5- 0	
2- 2	0- 0		0- 2		AWAY	0- 0		0- 0		2- 0	
0- 1	0- 0		0- 1		NEUTRAL	0- 0		0- 0		0- 0	
7- 3	0- 0		0- 3		NON-CONFERENCE	0- 0		0- 0		7- 0	
5- 0	0- 0		0- 0		HOME	0- 0		0- 0		5- 0	
2- 2	0- 0		0- 2		AWAY	0- 0		0- 0		2- 0	
0- 1	0- 0		0- 1		NEUTRAL	0- 0		0- 0		0- 0	
0- 0	0- 0		0- 0		CONFERENCE	0- 0		0- 0		0- 0	
0- 0	0- 0		0- 0		HOME	0- 0		0- 0		0- 0	
0- 0	0- 0		0- 0		AWAY	0- 0		0- 0		0- 0	
0- 0	0- 0		0- 0		NEUTRAL	0- 0		0- 0		0- 0	

RPI	S	Opponent	Score	RPI	S	Opponent	Score	RPI	S	Opponent	Score	RPI	S	Opponent	Score
				29	A	UCLA	50 59					158	A	Little Rock	79 65
				33	N	North Carolina	50 71					193	A	Prairie View	68 58
				38	A	Texas A&M	54 65					201	H	Georgia St.	66 49
												204	H	SMU	66 52
												209	H	Texas Southern	76 71
												215	H	New Orleans	67 56
												335	H	McNeese	93 65
<hr/>															
LAST 12 Division I GAMES:															
				33	N	North Carolina	50 71	201	H	Georgia St.	66 49				
				204	H	SMU	66 52	209	H	Texas Southern	76 71				
				193	A	Prairie View	68 58	158	A	Little Rock	79 65				
				215	H	New Orleans	67 56	29	A	UCLA	50 59				
				335	H	McNeese	93 65	38	A	Texas A&M	54 65				

Non-Div I Games:

Rice

Average RPI	Wi n:	264	WON-LOST	WINNING	LAST 10	STRENGTH OF	OPP. STRENGTH	TEAM	ADJ.	CONF.	ADJ CONF.
Average RPI	Loss:	135	RECORD	PCT. RANK	GAMES	SCHEDULE	OF SCHEDULE	RPI	RPI	RPI	RPI
DIV. I ONLY		2- 8	283	0- 1	180	131	283	283	16	16	
DIV. I NON-CONF.		2- 8	283	0- 1	180	131	283	283	16	16	
-----											
TOTALS	RPI 1-25		RPI 26-50		W-L RECORDS	RPI 51-100		RPI 101-150		RPI 150+	
2- 8	0- 1		0- 1		OVERALL	0- 2		0- 0		2- 4	
2- 2	0- 0		0- 0		HOME	0- 0		0- 0		2- 2	
0- 5	0- 1		0- 0		AWAY	0- 2		0- 0		0- 2	
0- 1	0- 0		0- 1		NEUTRAL	0- 0		0- 0		0- 0	
2- 8	0- 1		0- 1		NON-CONFERENCE	0- 2		0- 0		2- 4	
2- 2	0- 0		0- 0		HOME	0- 0		0- 0		2- 2	
0- 5	0- 1		0- 0		AWAY	0- 2		0- 0		0- 2	
0- 1	0- 0		0- 1		NEUTRAL	0- 0		0- 0		0- 0	
0- 0	0- 0		0- 0		CONFERENCE	0- 0		0- 0		0- 0	
0- 0	0- 0		0- 0		HOME	0- 0		0- 0		0- 0	
0- 0	0- 0		0- 0		AWAY	0- 0		0- 0		0- 0	
0- 0	0- 0		0- 0		NEUTRAL	0- 0		0- 0		0- 0	

RPI 1-25				RPI 26-50				RPI 51-100				RPI 101+ Team's RPI: 283			
RPI	S	Opponent	Score	RPI	S	Opponent	Score	RPI	S	Opponent	Score	RPI	S	Opponent	Score
14	A	UCF	48 70	31	N	Vi rgi nia Tech	57 85	65	A	Qui nni pi ac	48 65	176	A	William & Mary	55 65
								66	A	Wake Forest	48 62	180	H	Georgetown	53 73
												220	H	Howard	67 60
												274	H	Fairfield	40 58
												275	A	Fla. Atlantic	55 69
												308	H	UMES	57 55
LAST 12 Di vi si on I GAMES:															
220	H	Howard	67 60	65	A	Qui nni pi ac	48 65	274	H	Fairfield	40 58				
176	A	William & Mary	55 65	66	A	Wake Forest	48 62	180	H	Georgetown	53 73				
31	N	Vi rgi nia Tech	57 85												
14	A	UCF	48 70												
275	A	Fla. Atlantic	55 69												
308	H	UMES	57 55												

Non-Di v I Games:

Ri chmond

Average RPI	Win: 253	WON-LOST RECORD	WINNING PCT. RANK	LAST 10 GAMES	STRENGTH OF SCHEDULE	OPP. STRENGTH OF SCHEDULE	TEAM RPI	ADJ. RPI	CONF. RPI	ADJ CONF. RPI
Average RPI	Loss: 162									
DIV. I ONLY		4- 6	207	0- 1	212	228	230	230	27	27
DIV. I NON-CONF.		4- 6	207	0- 1	212	228	230	230	27	27
-----										
TOTALS	RPI 1-25	RPI 26-50		W-L RECORDS		RPI 51-100	RPI 101-150	RPI 150+		
4- 6	0- 0	0- 1		OVERALL		0- 1	1- 1	3- 3		
2- 2	0- 0	0- 0		HOME		0- 1	1- 0	1- 1		
2- 3	0- 0	0- 1		AWAY		0- 0	0- 0	2- 2		
0- 1	0- 0	0- 0		NEUTRAL		0- 0	0- 1	0- 0		
4- 6	0- 0	0- 1		NON-CONFERENCE		0- 1	1- 1	3- 3		
2- 2	0- 0	0- 0		HOME		0- 1	1- 0	1- 1		
2- 3	0- 0	0- 1		AWAY		0- 0	0- 0	2- 2		
0- 1	0- 0	0- 0		NEUTRAL		0- 0	0- 1	0- 0		
0- 0	0- 0	0- 0		CONFERENCE		0- 0	0- 0	0- 0		
0- 0	0- 0	0- 0		HOME		0- 0	0- 0	0- 0		
0- 0	0- 0	0- 0		AWAY		0- 0	0- 0	0- 0		
0- 0	0- 0	0- 0		NEUTRAL		0- 0	0- 0	0- 0		

RPI 1-25				RPI 26-50				RPI 51-100				RPI 101+ Team's RPI: 230			
RPI	S	Opponent	Score	RPI	S	Opponent	Score	RPI	S	Opponent	Score	RPI	S	Opponent	Score
				39	A	Bucknell I	59 80	99	H	Princeton	65 89	117	N	Boston College	61 112
												133	H	Mt. St. Mary's	85 67
												212	A	Holy Cross	61 71
												227	H	Navy	60 66
												247	A	Binghamton	62 57
												276	A	Vermont	49 54
												301	A	Saint Joseph's	56 54
												330	H	NJIT	67 46
LAST 12 Division I GAMES:															
				227	H	Navy	60 66	117	N	Boston College	61 112				
				330	H	NJIT	67 46	39	A	Bucknell I	59 80				
				301	A	Saint Joseph's	56 54	247	A	Binghamton	62 57				
				133	H	Mt. St. Mary's	85 67	99	H	Princeton	65 89				
				212	A	Holy Cross	61 71								
				276	A	Vermont	49 54								

Non-Div I Games:

Ri der

Average RPI Win:	314	WON-LOST	WINNING	LAST 10	STRENGTH OF	OPP. STRENGTH	TEAM	ADJ.	CONF.	ADJ CONF.
Average RPI Loss:	125	RECORD	PCT. RANK	GAMES	SCHEDULE	OF SCHEDULE	RPI	RPI	RPI	RPI
DIV. I ONLY	2- 7	276	0- 1	225	141	298	298	31	31	
DIV. I NON-CONF.	2- 7	276	0- 1	225	141	298	298	31	31	
-----										
TOTALS	RPI 1-25	RPI 26-50	W-L RECORDS	RPI 51-100	RPI 101-150	RPI 150+				
2- 7	0- 1	0- 0	OVERALL	0- 1	0- 3	2- 2				
2- 2	0- 0	0- 0	HOME	0- 0	0- 2	2- 0				
0- 4	0- 1	0- 0	AWAY	0- 1	0- 1	0- 1				
0- 1	0- 0	0- 0	NEUTRAL	0- 0	0- 0	0- 1				
2- 7	0- 1	0- 0	NON-CONFERENCE	0- 1	0- 3	2- 2				
2- 2	0- 0	0- 0	HOME	0- 0	0- 2	2- 0				
0- 4	0- 1	0- 0	AWAY	0- 1	0- 1	0- 1				
0- 1	0- 0	0- 0	NEUTRAL	0- 0	0- 0	0- 1				
0- 0	0- 0	0- 0	CONFERENCE	0- 0	0- 0	0- 0				
0- 0	0- 0	0- 0	HOME	0- 0	0- 0	0- 0				
0- 0	0- 0	0- 0	AWAY	0- 0	0- 0	0- 0				
0- 0	0- 0	0- 0	NEUTRAL	0- 0	0- 0	0- 0				

RPI 1-25				RPI 26-50				RPI 51-100				RPI 101+				Team's RPI: 298
RPI	S	Opponent	Score	RPI	S	Opponent	Score	RPI	S	Opponent	Score	RPI	S	Opponent	Score	
15	A	Iowa	63 92					86	A	Loyola Marymount	53 61	123	A	Youngstown St.	59 69	
												140	H	Rhode Island	41 46	
												143	H	Kent St.	46 54	
												165	A	Bowling Green	60 61	
												204	N	SMU	55 60	
												285	H	La Salle	67 39	
												342	H	Delaware St.	64 63	
LAST 12 Division I GAMES:																
165	A	Bowling Green	60 61	86	A	Loyola Marymount	53 61	342	H	Delaware St.	64 63	143	H	Kent St.	46 54	
140	H	Rhode Island	41 46	15	A	Iowa	63 92	204	N	SMU	55 60					
285	H	La Salle	67 39													
123	A	Youngstown St.	59 69													

Non-Div I Games: Pitt.-Johnstown 73 53

Robert Morris





Average RPI Win:	187	WON-LOST	WINNING	LAST 10	STRENGTH OF	OPP. STRENGTH	TEAM	ADJ.	CONF.	ADJ CONF.
Average RPI Loss:	107	RECORD	PCT. RANK	GAMES	SCHEDULE	OF SCHEDULE	RPI	RPI	RPI	RPI
DIV. I ONLY	6- 2	69	1- 0	179	154	68	68	24	24	
DIV. I NON-CONF.	6- 2	69	1- 0	179	154	68	68	24	24	
-----										
TOTALS	RPI 1-25	RPI 26-50	W-L RECORDS	RPI 51-100	RPI 101-150	RPI 150+				
6- 2	0- 1	0- 0	OVERALL	0- 0	2- 0	4- 1				
4- 0	0- 0	0- 0	HOME	0- 0	1- 0	3- 0				
0- 2	0- 1	0- 0	AWAY	0- 0	0- 0	0- 1				
2- 0	0- 0	0- 0	NEUTRAL	0- 0	1- 0	1- 0				
6- 2	0- 1	0- 0	NON-CONFERENCE	0- 0	2- 0	4- 1				
4- 0	0- 0	0- 0	HOME	0- 0	1- 0	3- 0				
0- 2	0- 1	0- 0	AWAY	0- 0	0- 0	0- 1				
2- 0	0- 0	0- 0	NEUTRAL	0- 0	1- 0	1- 0				
0- 0	0- 0	0- 0	CONFERENCE	0- 0	0- 0	0- 0				
0- 0	0- 0	0- 0	HOME	0- 0	0- 0	0- 0				
0- 0	0- 0	0- 0	AWAY	0- 0	0- 0	0- 0				
0- 0	0- 0	0- 0	NEUTRAL	0- 0	0- 0	0- 0				

S

F

A

RPI	S	Opponent	Score	RPI	S	Opponent	Score	RPI	S	Opponent	Score	RPI	S	Opponent	Score
25	A	Miami (FL)	60 81									119	N	Yale	67 57
												120	H	Montana St.	60 53
												155	H	Tulsa	76 34
												189	A	Texas Tech	69 77
												192	N	Hampton	70 68
												209	H	Texas Southern	74 55
												326	H	Morgan St.	69 42
-----															
Team's RPI: 68															
LAST 12 Division I GAMES:															
119	N	Yale	67 57	189	A	Texas Tech	69 77	155	H	Tulsa	76 34	326	H	Morgan St.	69 42
192	N	Hampton	70 68	25	A	Miami (FL)	60 81								
209	H	Texas Southern	74 55												
120	H	Montana St.	60 53												

S

F

A

Non-Div I Games: Wiley 97 38 Our Lady of the Lake 93 77

SFA

S  
I  
U  
E

SIUE					Through Games Of Dec. 19, 2018						
Average RPI Win:		318	WON-LOST	WINNING	LAST 10	STRENGTH OF	OPP. STRENGTH	TEAM	ADJ.	CONF.	ADJ CONF.
Average RPI Loss:		161	RECORD	PCT. RANK	GAMES	SCHEDULE	OF SCHEDULE	RPI	RPI	RPI	RPI
DIV. I ONLY			4- 4	163	0- 1	285	328	208	208	21	21
DIV. I NON-CONF.			4- 4	163	0- 1	285	328	208	208	21	21
-----											
TOTALS		RPI 1-25	RPI 26-50		W-L RECORDS		RPI 51-100	RPI 101-150	RPI 150+		
4- 4	0- 0	0- 0		OVERALL		0- 1	0- 1		4- 2		
1- 0	0- 0	0- 0		HOME		0- 0	0- 0		1- 0		
3- 4	0- 0	0- 0		AWAY		0- 1	0- 1		3- 2		
0- 0	0- 0	0- 0		NEUTRAL		0- 0	0- 0		0- 0		
4- 4	0- 0	0- 0		NON-CONFERENCE		0- 1	0- 1		4- 2		
1- 0	0- 0	0- 0		HOME		0- 0	0- 0		1- 0		
3- 4	0- 0	0- 0		AWAY		0- 1	0- 1		3- 2		
0- 0	0- 0	0- 0		NEUTRAL		0- 0	0- 0		0- 0		
0- 0	0- 0	0- 0		CONFERENCE		0- 0	0- 0		0- 0		
0- 0	0- 0	0- 0		HOME		0- 0	0- 0		0- 0		
0- 0	0- 0	0- 0		AWAY		0- 0	0- 0		0- 0		
0- 0	0- 0	0- 0		NEUTRAL		0- 0	0- 0		0- 0		
-----											
RPI 1-25			RPI 26-50			RPI 51-100			RPI 101+ Team's RPI: 208		
RPI S	Opponent	Score	RPI S	Opponent	Score	RPI S	Opponent	Score	RPI S	Opponent	Score
						78 A	Missouri	36 59	127 A	Illinois	57 74
									205 A	Saint Louis	56 63
									235 A	Loyola Chicago	43 56
									258 H	Illinois St.	68 61
									329 A	Chicago St.	82 66
									336 A	Purdue Fort Wayne	57 49
									349 A	Evansville	54 45
-----											
LAST 12 Division I GAMES:											
235 A	Loyola Chicago	43 56	127 A	Illinois	57 74						
205 A	Saint Louis	56 63	329 A	Chicago St.	82 66						
336 A	Purdue Fort Wayne	57 49									
78 A	Missouri	36 59									
349 A	Evansville	54 45									
258 H	Illinois St.	68 61									

S  
I  
U  
E

Non-Div I Games:

SIUE

Through Games Of Dec. 19, 2018																	
Average RPI Win: 261		WON-LOST RECORD		WINNING PCT. RANK		LAST 10 GAMES		STRENGTH OF SCHEDULE		OPP. STRENGTH OF SCHEDULE							
Average RPI Loss: 107										TEAM RPI							
										ADJ. RPI							
										CONF. RPI							
										ADJ. CONF. RPI							
DIV. I ONLY		6- 5		157		1- 0		188		281							
DIV. I NON-CONF.		6- 5		157		1- 0		188		281							
TOTALS		RPI 1-25		RPI 26-50		W-L RECORDS		RPI 51-100		RPI 101-150							
6- 5		0- 0		0- 0		OVERALL		0- 2		1- 2							
4- 2		0- 0		0- 0		HOME		0- 0		0- 1							
0- 3		0- 0		0- 0		AWAY		0- 2		0- 1							
2- 0		0- 0		0- 0		NEUTRAL		0- 0		1- 0							
6- 5		0- 0		0- 0		NON-CONFERENCE		0- 2		1- 2							
4- 2		0- 0		0- 0		HOME		0- 0		0- 1							
0- 3		0- 0		0- 0		AWAY		0- 2		0- 1							
2- 0		0- 0		0- 0		NEUTRAL		0- 0		1- 0							
0- 0		0- 0		0- 0		CONFERENCE		0- 0		0- 0							
0- 0		0- 0		0- 0		HOME		0- 0		0- 0							
0- 0		0- 0		0- 0		AWAY		0- 0		0- 0							
0- 0		0- 0		0- 0		NEUTRAL		0- 0		0- 0							
Team's RPI: 204																	
RPI 1-25				RPI 26-50				RPI 51-100									
RPI	S	Opponent	Score	RPI	S	Opponent	Score	RPI	S	Opponent	Score						
								59	A	Northern Colo.	57 58						
								61	A	TCU	63 65						
Team's RPI: 204																	
								106	H	Alabama	61 62						
								129	A	Rice	52 66						
								137	N	Northern Ariz.	55 48						
								182	H	Southeastern La.	62 63						
								269	H	North Texas	73 66						
								270	H	Mississippi Val.	62 47						
								287	H	CSU Bakersfield	49 43						
								298	N	Robert Morris	60 55						
								306	H	La.-Monroe	49 38						
Team's RPI: 204																	
LAST 12 Division I GAMES:																	
								182	H	Southeastern La.	62 63						
								61	A	TCU	63 65						
								106	H	Alabama	61 62						
								270	H	Mississippi Val.	62 47						
								306	H	La.-Monroe	49 38						
								137	N	Northern Ariz.	55 48						
								287	H	CSU Bakersfield	49 43						
								129	A	Rice	52 66						
								59	A	Northern Colo.	57 58						
								269	H	North Texas	73 66						
								298	N	Robert Morris	60 55						

Non-Div I Games:

SMU

Average RPI Win: 219		WON-LOST	WINNING	LAST 10	STRENGTH OF	OPP. STRENGTH	TEAM	ADJ.	CONF.	ADJ CONF.
Average RPI Loss: 131		RECORD	PCT. RANK	GAMES	SCHEDULE	OF SCHEDULE	RPI	RPI	RPI	RPI
DIV. I ONLY		2- 4	237	0- 1	74	293	223	223	11	11
DIV. I NON-CONF.		2- 4	237	0- 1	74	293	223	223	11	11
-----										
TOTALS		RPI 1-25	RPI 26-50	W-L RECORDS		RPI 51-100	RPI 101-150	RPI 150+		
2- 4	0- 0		0- 1	OVERALL		0- 1	1- 0	1- 2		
1- 2	0- 0		0- 0	HOME		0- 1	0- 0	1- 1		
0- 1	0- 0		0- 1	AWAY		0- 0	0- 0	0- 0		
1- 1	0- 0		0- 0	NEUTRAL		0- 0	1- 0	0- 1		
2- 4	0- 0		0- 1	NON-CONFERENCE		0- 1	1- 0	1- 2		
1- 2	0- 0		0- 0	HOME		0- 1	0- 0	1- 1		
0- 1	0- 0		0- 1	AWAY		0- 0	0- 0	0- 0		
1- 1	0- 0		0- 0	NEUTRAL		0- 0	1- 0	0- 1		
0- 0	0- 0		0- 0	CONFERENCE		0- 0	0- 0	0- 0		
0- 0	0- 0		0- 0	HOME		0- 0	0- 0	0- 0		
0- 0	0- 0		0- 0	AWAY		0- 0	0- 0	0- 0		
0- 0	0- 0		0- 0	NEUTRAL		0- 0	0- 0	0- 0		

RPI 1-25				RPI 26-50				RPI 51-100				RPI 101+ Team's RPI: 223			
RPI	S	Opponent	Score	RPI	S	Opponent	Score	RPI	S	Opponent	Score	RPI	S	Opponent	Score
				27	A	New Mexico	53 85	96	H	UC Davis	60 109	127	N	Illinois	109 107
												153	N	Pepperdine	97 113
												246	H	San Francisco	75 86
												310	H	Cal Poly	88 85
LAST 12 Division I GAMES:															
				27	A	New Mexico	53 85	96	H	UC Davis	60 109				
								246	H	San Francisco	75 86				
								127	N	Illinois	109 107				
								153	N	Pepperdine	97 113				
								310	H	Cal Poly	88 85				

Non-Div I Games: Antelope Valley 86 80

Sacramento St.

Average RPI Win:	285	WON-LOST	WINNING	LAST 10	STRENGTH OF	OPP. STRENGTH	TEAM	ADJ.	CONF.	ADJ CONF.
Average RPI Loss:	143	RECORD	PCT. RANK	GAMES	SCHEDULE	OF SCHEDULE	RPI	RPI	RPI	RPI
DIV. I ONLY	4- 5	190	1- 0	217	229	198	198	31	31	
DIV. I NON-CONF.	4- 5	190	1- 0	217	229	198	198	31	31	
-----										
TOTALS	RPI 1-25	RPI 26-50	W-L RECORDS	RPI 51-100	RPI 101-150	RPI 150+				
4- 5	0- 0	0- 0	OVERALL	0- 0	0- 3	4- 2				
1- 2	0- 0	0- 0	HOME	0- 0	0- 1	1- 1				
3- 3	0- 0	0- 0	AWAY	0- 0	0- 2	3- 1				
0- 0	0- 0	0- 0	NEUTRAL	0- 0	0- 0	0- 0				
4- 5	0- 0	0- 0	NON-CONFERENCE	0- 0	0- 3	4- 2				
1- 2	0- 0	0- 0	HOME	0- 0	0- 1	1- 1				
3- 3	0- 0	0- 0	AWAY	0- 0	0- 2	3- 1				
0- 0	0- 0	0- 0	NEUTRAL	0- 0	0- 0	0- 0				
0- 0	0- 0	0- 0	CONFERENCE	0- 0	0- 0	0- 0				
0- 0	0- 0	0- 0	HOME	0- 0	0- 0	0- 0				
0- 0	0- 0	0- 0	AWAY	0- 0	0- 0	0- 0				
0- 0	0- 0	0- 0	NEUTRAL	0- 0	0- 0	0- 0				

RPI 1-25				RPI 26-50				RPI 51-100				RPI 101+ Team's RPI: 198			
RPI	S	Opponent	Score	RPI	S	Opponent	Score	RPI	S	Opponent	Score	RPI	S	Opponent	Score
												103	A	Providence	52 62
												107	H	Stony Brook	58 73
												130	A	Lehigh	66 70
												171	H	Monmouth	50 55
												206	A	Massachusetts	61 78
												254	A	Hofstra	70 64
												265	H	Siena	72 50
												280	A	New Hampshire	71 60
												339	A	Manhattan	74 46
-----															
LAST 12 Division I GAMES:															
				130	A	Lehigh	66 70	339	A	Manhattan	74 46				
				107	H	Stony Brook	58 73	265	H	Siena	72 50				
				254	A	Hofstra	70 64	206	A	Massachusetts	61 78				
				171	H	Monmouth	50 55								
				103	A	Providence	52 62								
				280	A	New Hampshire	71 60								

Non-Div I Games:

Sacred Heart

Average RPI Win: 280		WON-LOST		WINNING		LAST 10		STRENGTH OF		OPP. STRENGTH		TEAM		ADJ.		CONF.		ADJ CONF.	
Average RPI Loss: 99		RECORD		PCT. RANK		GAMES		SCHEDULE		OF SCHEDULE		RPI		RPI		RPI		RPI	
DIV. I ONLY		2- 8		283		0- 1		100		185		238		238		31		31	
DIV. I NON-CONF.		2- 8		283		0- 1		100		185		238		238		31		31	
TOTALS		RPI 1-25		RPI 26-50		W-L RECORDS		RPI 51-100		RPI 101-150		RPI 150+							
2- 8		0- 1		0- 1		OVERALL		0- 4		0- 1		2- 1							
1- 2		0- 0		0- 1		HOME		0- 1		0- 0		1- 0							
1- 4		0- 1		0- 0		AWAY		0- 1		0- 1		1- 1							
0- 2		0- 0		0- 0		NEUTRAL		0- 2		0- 0		0- 0							
2- 8		0- 1		0- 1		NON-CONFERENCE		0- 4		0- 1		2- 1							
1- 2		0- 0		0- 1		HOME		0- 1		0- 0		1- 0							
1- 4		0- 1		0- 0		AWAY		0- 1		0- 1		1- 1							
0- 2		0- 0		0- 0		NEUTRAL		0- 2		0- 0		0- 0							
0- 0		0- 0		0- 0		CONFERENCE		0- 0		0- 0		0- 0							
0- 0		0- 0		0- 0		HOME		0- 0		0- 0		0- 0							
0- 0		0- 0		0- 0		AWAY		0- 0		0- 0		0- 0							
0- 0		0- 0		0- 0		NEUTRAL		0- 0		0- 0		0- 0							

RPI 1-25				RPI 26-50				RPI 51-100				RPI 101+				Team's RPI: 238
RPI	S	Opponent	Score	RPI	S	Opponent	Score	RPI	S	Opponent	Score	RPI	S	Opponent	Score	
12	A	Baylor	58 116	45	H	Duquesne	73 93	53	A	Rutgers	52 96	123	A	Youngstown St.	56 80	
								74	N	Montana	77 79	211	H	Morehead St.	89 83	
								82	N	Boise St.	64 78	307	A	Liberty	53 82	
								93	H	FGCU	69 83	348	A	Longwood	91 88	
LAST 12 Division I GAMES:																
				93	H	FGCU	69 83	74	N	Montana	77 79					
				348	A	Longwood	91 88	211	H	Morehead St.	89 83					
				45	H	Duquesne	73 93	82	N	Boise St.	64 78					
				307	A	Liberty	53 82	123	A	Youngstown St.	56 80					
				12	A	Baylor	58 116									
				53	A	Rutgers	52 96									

Non-Div I Games: Seton Hill 86 74

Saint Francis (PA)

Loss, 
Non-Conf, 
S Site, 
H Home
A Away
N Neutral

Average RPI Win: 298		WON-LOST	WINNING	LAST 10	STRENGTH OF	OPP. STRENGTH	TEAM	ADJ.	CONF.	ADJ CONF.
Average RPI Loss: 137		RECORD	PCT. RANK	GAMES	SCHEDULE	OF SCHEDULE	RPI	RPI	RPI	RPI
DIV. I ONLY		3- 7	252	1- 0	213	252	301	301	16	16
DIV. I NON-CONF.		3- 7	252	1- 0	213	252	301	301	16	16
-----										
TOTALS		RPI 1-25		RPI 26-50	W-L RECORDS		RPI 51-100	RPI 101-150	RPI 150+	
3- 7		0- 0		0- 2	OVERALL		0- 0	0- 2	3- 3	
3- 5		0- 0		0- 2	HOME		0- 0	0- 0	3- 3	
0- 2		0- 0		0- 0	AWAY		0- 0	0- 2	0- 0	
0- 0		0- 0		0- 0	NEUTRAL		0- 0	0- 0	0- 0	
3- 7		0- 0		0- 2	NON-CONFERENCE		0- 0	0- 2	3- 3	
3- 5		0- 0		0- 2	HOME		0- 0	0- 0	3- 3	
0- 2		0- 0		0- 0	AWAY		0- 0	0- 2	0- 0	
0- 0		0- 0		0- 0	NEUTRAL		0- 0	0- 0	0- 0	
0- 0		0- 0		0- 0	CONFERENCE		0- 0	0- 0	0- 0	
0- 0		0- 0		0- 0	HOME		0- 0	0- 0	0- 0	
0- 0		0- 0		0- 0	AWAY		0- 0	0- 0	0- 0	
0- 0		0- 0		0- 0	NEUTRAL		0- 0	0- 0	0- 0	

RPI 1-25				RPI 26-50				RPI 51-100				RPI 101+ Team's RPI: 301			
RPI	S	Opponent	Score	RPI	S	Opponent	Score	RPI	S	Opponent	Score	RPI	S	Opponent	Score
				29	H	Villanova	35 47					118	A	Penn	45 65
				34	H	Auburn	70 81					144	A	Drexel	34 51
												181	H	Towson	52 73
												225	H	Temple	52 58
												230	H	Rider	54 56
												284	H	Col umbi a	68 61
												286	H	Niagara	68 54
												324	H	Loyol a Maryl and	49 46
-----															
LAST 12 Division I GAMES:															
				286	H	Niagara	68 54	324	H	Loyol a Maryl and	49 46				
				118	A	Penn	45 65	181	H	Towson	52 73				
				144	A	Drexel	34 51	34	H	Auburn	70 81				
				225	H	Temple	52 58	29	H	Villanova	35 47				
								284	H	Col umbi a	68 61				
								230	H	Rider	54 56				

Non-Div I Games:

Saint Joseph's



Average RPI Win:	194	WON-LOST	WINNING	LAST 10	STRENGTH OF	OPP. STRENGTH	TEAM	ADJ.	CONF.	ADJ CONF.
Average RPI Loss:	106	RECORD	PCT. RANK	GAMES	SCHEDULE	OF SCHEDULE	RPI	RPI	RPI	RPI
DIV. I ONLY	4- 6	207	0- 1	167	48	205	205	16	16	
DIV. I NON-CONF.	4- 6	207	0- 1	167	48	205	205	16	16	
-----										
TOTALS	RPI 1-25	RPI 26-50	W-L RECORDS	RPI 51-100	RPI 101-150	RPI 150+				
4- 6	0- 1	0- 0	OVERALL	0- 1	1- 2	3- 2				
2- 4	0- 1	0- 0	HOME	0- 1	1- 1	1- 1				
2- 1	0- 0	0- 0	AWAY	0- 0	0- 0	2- 1				
0- 1	0- 0	0- 0	NEUTRAL	0- 0	0- 1	0- 0				
4- 6	0- 1	0- 0	NON-CONFERENCE	0- 1	1- 2	3- 2				
2- 4	0- 1	0- 0	HOME	0- 1	1- 1	1- 1				
2- 1	0- 0	0- 0	AWAY	0- 0	0- 0	2- 1				
0- 1	0- 0	0- 0	NEUTRAL	0- 0	0- 1	0- 0				
0- 0	0- 0	0- 0	CONFERENCE	0- 0	0- 0	0- 0				
0- 0	0- 0	0- 0	HOME	0- 0	0- 0	0- 0				
0- 0	0- 0	0- 0	AWAY	0- 0	0- 0	0- 0				
0- 0	0- 0	0- 0	NEUTRAL	0- 0	0- 0	0- 0				

RPI 1-25				RPI 26-50				RPI 51-100				RPI 101+				Team's RPI: 205
RPI	S	Opponent	Score	RPI	S	Opponent	Score	RPI	S	Opponent	Score	RPI	S	Opponent	Score	
2	H	UConn	42 98					78	H	Missouri	62 74	111	H	Indiana St.	56 60	
												135	N	Chattanooga	61 71	
												150	H	Southern Ill.	62 58	
												154	H	Cincinnati	50 51	
												155	A	Tulsa	75 86	
												161	A	Virginia	67 65	
												208	H	SIUE	63 56	
												256	A	Eastern Ky.	70 43	
LAST 12 Division I GAMES:																
78	H	Missouri	62 74	208	H	SIUE	63 56	150	H	Southern Ill.	62 58	161	A	Virginia	67 65	
2	H	UConn	42 98	150	H	Southern Ill.	62 58	135	N	Chattanooga	61 71	155	A	Tulsa	75 86	
111	H	Indiana St.	56 60	161	A	Virginia	67 65	154	H	Cincinnati	50 51					
256	A	Eastern Ky.	70 43													

Non-Div I Games:

Saint Louis

## Saint Mary's (CA)

Through Games Of Dec. 19, 2018

Average RPI	Win:	208	WON-LOST	WINNING	LAST 10	STRENGTH OF	OPP. STRENGTH	TEAM	ADJ.	CONF.	ADJ CONF.
Average RPI	Loss:	49	RECORD	PCT. RANK	GAMES	SCHEDULE	OF SCHEDULE	RPI	RPI	RPI	RPI
DIV. I ONLY		5- 4		140	0- 1	49	109	57	57	7	7
DIV. I NON-CONF.		5- 4		140	0- 1	49	109	57	57	7	7
-----											
TOTALS	RPI 1-25		RPI 26-50		W-L RECORDS	RPI 51-100		RPI 101-150		RPI 150+	
5- 4	0- 2		0- 0		OVERALL	1- 2		0- 0		4- 0	
2- 2	0- 2		0- 0		HOME	1- 0		0- 0		1- 0	
3- 2	0- 0		0- 0		AWAY	0- 2		0- 0		3- 0	
0- 0	0- 0		0- 0		NEUTRAL	0- 0		0- 0		0- 0	
5- 4	0- 2		0- 0		NON-CONFERENCE	1- 2		0- 0		4- 0	
2- 2	0- 2		0- 0		HOME	1- 0		0- 0		1- 0	
3- 2	0- 0		0- 0		AWAY	0- 2		0- 0		3- 0	
0- 0	0- 0		0- 0		NEUTRAL	0- 0		0- 0		0- 0	
0- 0	0- 0		0- 0		CONFERENCE	0- 0		0- 0		0- 0	
0- 0	0- 0		0- 0		HOME	0- 0		0- 0		0- 0	
0- 0	0- 0		0- 0		AWAY	0- 0		0- 0		0- 0	
0- 0	0- 0		0- 0		NEUTRAL	0- 0		0- 0		0- 0	

RPI	S	Opponent	Score	RPI	S	Opponent	Score	RPI	S	Opponent	Score	RPI	S	Opponent	Score
4	H	Oregon	55 79					70	H	Wyoming	90 84	167	A	Washington St.	70 64
6	H	Cal i forn i a	78 81					91	A	Oregon St.	56 89	184	H	Mi l waukee	73 71
								96	A	UC Davi s	74 76	309	A	UC Santa Barbara	80 55
												310	A	Cal Poly	69 51
-----															
Team's RPI : 57															
LAST 12 Division I GAMES:															
96	A	UC Davi s	74 76	4	H	Oregon	55 79	184	H	Mi l waukee	73 71	91	A	Oregon St.	56 89
6	H	Cal i forn i a	78 81	167	A	Washington St.	70 64	70	H	Wyomi ng	90 84				
310	A	Cal Poly	69 51												
309	A	UC Santa Barbara	80 55												

Non-Div I Games:

Saint Mary's (CA)

■ Loss, 
 ■ Non-Conf, 
 ■ S Site, 
 ■ Home 
 ■ Away 
 ■ N Neutral

Average RPI Win:	332	WON-LOST	WINNING	LAST 10	STRENGTH OF	OPP. STRENGTH	TEAM	ADJ.	CONF.	ADJ CONF.
Average RPI Loss:	192	RECORD	PCT. RANK	GAMES	SCHEDULE	OF SCHEDULE	RPI	RPI	RPI	RPI
DIV. I ONLY	4- 6	207	0- 1	273	349	281	281	27	27	
DIV. I NON-CONF.	4- 6	207	0- 1	273	349	281	281	27	27	
-----										
TOTALS	RPI 1-25	RPI 26-50	W-L RECORDS	RPI 51-100	RPI 101-150	RPI 150+				
4- 6	0- 0	0- 0	OVERALL	0- 1	0- 2	4- 3				
3- 1	0- 0	0- 0	HOME	0- 0	0- 0	3- 1				
1- 5	0- 0	0- 0	AWAY	0- 1	0- 2	1- 2				
0- 0	0- 0	0- 0	NEUTRAL	0- 0	0- 0	0- 0				
4- 6	0- 0	0- 0	NON-CONFERENCE	0- 1	0- 2	4- 3				
3- 1	0- 0	0- 0	HOME	0- 0	0- 0	3- 1				
1- 5	0- 0	0- 0	AWAY	0- 1	0- 2	1- 2				
0- 0	0- 0	0- 0	NEUTRAL	0- 0	0- 0	0- 0				
0- 0	0- 0	0- 0	CONFERENCE	0- 0	0- 0	0- 0				
0- 0	0- 0	0- 0	HOME	0- 0	0- 0	0- 0				
0- 0	0- 0	0- 0	AWAY	0- 0	0- 0	0- 0				
0- 0	0- 0	0- 0	NEUTRAL	0- 0	0- 0	0- 0				

RPI 1-25				RPI 26-50				RPI 51-100				RPI 101+ Team's RPI: 281			
RPI	S	Opponent	Score	RPI	S	Opponent	Score	RPI	S	Opponent	Score	RPI	S	Opponent	Score
								97	A	Seton Hall I	47 90	117	A	Boston College	57 89
												119	A	Yale	56 72
												202	H	Cal St. Fullerton	45 69
												302	A	St. Francis Brooklyn	70 74
												315	A	UMass Lowell I	57 59
												318	A	Lafayette	62 60
												330	H	NJIT	70 57
												331	H	Wagner	69 57
												350	H	LIU Brooklyn	86 59
LAST 12 Division I GAMES:															
202	H	Cal St. Fullerton	45 69	302	A	St. Francis Brooklyn	70 74								
119	A	Yale	56 72	117	A	Boston College	57 89								
97	A	Seton Hall I	47 90	315	A	UMass Lowell I	57 59								
331	H	Wagner	69 57	330	H	NJIT	70 57								
318	A	Lafayette	62 60												
350	H	LIU Brooklyn	86 59												

Non-Div I Games:

Saint Peter's

Average RPI Win:	306	WON-LOST	WINNING	LAST 10	STRENGTH OF	OPP. STRENGTH	TEAM	ADJ.	CONF.	ADJ CONF.
Average RPI Loss:	159	RECORD	PCT. RANK	GAMES	SCHEDULE	OF SCHEDULE	RPI	RPI	RPI	RPI

DIV. I ONLY	2- 4	237	0- 1	121	326	196	196	24	24
DIV. I NON-CONF.	2- 4	237	0- 1	121	326	196	196	24	24
TOTALS	RPI 1-25	RPI 26-50	W-L RECORDS	RPI 51-100	RPI 101-150	RPI 150+			
2- 4	0- 0	0- 0	OVERALL	0- 1	0- 1	2- 2			
0- 1	0- 0	0- 0	HOME	0- 0	0- 1	0- 0			
2- 2	0- 0	0- 0	AWAY	0- 1	0- 0	2- 1			
0- 1	0- 0	0- 0	NEUTRAL	0- 0	0- 0	0- 1			
2- 4	0- 0	0- 0	NON-CONFERENCE	0- 1	0- 1	2- 2			
0- 1	0- 0	0- 0	HOME	0- 0	0- 1	0- 0			
2- 2	0- 0	0- 0	AWAY	0- 1	0- 0	2- 1			
0- 1	0- 0	0- 0	NEUTRAL	0- 0	0- 0	0- 1			
0- 0	0- 0	0- 0	CONFERENCE	0- 0	0- 0	0- 0			
0- 0	0- 0	0- 0	HOME	0- 0	0- 0	0- 0			
0- 0	0- 0	0- 0	AWAY	0- 0	0- 0	0- 0			
0- 0	0- 0	0- 0	NEUTRAL	0- 0	0- 0	0- 0			

RPI 1-25	RPI 26-50	RPI 51-100	RPI 101+	Team's RPI: 196
RPI S Opponent Score	RPI S Opponent Score	RPI S Opponent Score	RPI S Opponent Score	
		85 A LSU 52 66	138 H Oral Roberts 62 73	
			178 N Troy 79 84	
			236 A Wi chi ta St. 55 63	
			271 A Southern Mi ss. 65 61	
			341 A Loui si ana 68 62	
LAST 12 Division I GAMES:				
178 N Troy 79 84	138 H Oral Roberts 62 73			
236 A Wi chi ta St. 55 63	341 A Loui si ana 68 62			
85 A LSU 52 66	271 A Southern Mi ss. 65 61			

Non-Div I Games: UNKNOWN 94 46 Wiley 101 63 Jarvis Christian 100 55

Sam Houston St.

Average RPI Win: 241		WON-LOST	WINNING	LAST 10	STRENGTH OF		OPP. STRENGTH	TEAM	ADJ.	CONF.	ADJ CONF.
Average RPI Loss: 157		RECORD	PCT. RANK	GAMES	SCHEDULE		OF SCHEDULE	RPI	RPI	RPI	RPI
DIV. I ONLY		3- 8	265	1- 0	136		261	219	219	25	25
DIV. I NON-CONF.		3- 8	265	1- 0	136		261	219	219	25	25
-----											
TOTALS		RPI 1-25		RPI 26-50	W-L RECORDS		RPI 51-100	RPI 101-150		RPI 150+	
3- 8	0- 0			0- 1	OVERALL		0- 1	0- 1		3- 5	
1- 1	0- 0			0- 0	HOME		0- 0	0- 0		1- 1	
2- 7	0- 0			0- 1	AWAY		0- 1	0- 1		2- 4	
0- 0	0- 0			0- 0	NEUTRAL		0- 0	0- 0		0- 0	
3- 8	0- 0			0- 1	NON-CONFERENCE		0- 1	0- 1		3- 5	
1- 1	0- 0			0- 0	HOME		0- 0	0- 0		1- 1	
2- 7	0- 0			0- 1	AWAY		0- 1	0- 1		2- 4	
0- 0	0- 0			0- 0	NEUTRAL		0- 0	0- 0		0- 0	
0- 0	0- 0			0- 0	CONFERENCE		0- 0	0- 0		0- 0	
0- 0	0- 0			0- 0	HOME		0- 0	0- 0		0- 0	
0- 0	0- 0			0- 0	AWAY		0- 0	0- 0		0- 0	
0- 0	0- 0			0- 0	NEUTRAL		0- 0	0- 0		0- 0	

RPI 1-25				RPI 26-50				RPI 51-100				RPI 101+ Team's RPI : 219			
RPI	S	Opponent	Score	RPI	S	Opponent	Score	RPI	S	Opponent	Score	RPI	S	Opponent	Score
				34	A	Auburn	46 73	54	A	UT Martin	68 89	110	A	Oklahoma St.	62 82
												164	H	UAB	41 66
												169	A	Denver	87 83
												178	A	Troy	52 72
												192	A	Hampton	57 64
												218	A	Alabama St.	60 51
												251	A	Memphis	48 53
												271	A	Southern Miss.	40 76
												337	H	Presbyterian	75 54
LAST 12 Division I GAMES:															
				169	A	Denver	87 83	164	H	UAB	41 66				
				34	A	Auburn	46 73	337	H	Presbyterian	75 54				
				251	A	Memphis	48 53	192	A	Hampton	57 64				
				178	A	Troy	52 72	110	A	Oklahoma St.	62 82				
				54	A	UT Martin	68 89	271	A	Southern Miss.	40 76				
								218	A	Alabama St.	60 51				

Non-Div I Games: Rhodes 71 54

Samford

Average RPI Win: 241

Average RPI Loss: 134

WON-LOST  
RECORDWINNING  
PCT. RANKLAST 10  
GAMESSTRENGTH OF  
SCHEDULEOPP. STRENGTH  
OF SCHEDULETEAM  
RPIADJ.  
RPICONF.  
RPIADJ CONF.  
RPIDIV. I ONLY  
DIV. I NON-CONF.5- 4  
5- 4140  
1400- 1  
0- 1220  
220110  
110172  
172172  
1727  
77  
7

TOTALS

RPI 1-25

RPI 26-50

W-L RECORDS

RPI 51-100

RPI 101-150

RPI 150+

5- 4

0- 1

0- 1

OVERALL

0- 0

0- 0

5- 2

4- 1

0- 1

0- 0

HOME

0- 0

0- 0

4- 0

1- 3

0- 0

0- 1

AWAY

0- 0

0- 0

1- 2

0- 0

0- 0

0- 0

NEUTRAL

0- 0

0- 0

0- 0

5- 4

0- 1

0- 1

NON-CONFERENCE

0- 0

0- 0

5- 2

4- 1

0- 1

0- 0

HOME

0- 0

0- 0

4- 0

1- 3

0- 0

0- 1

AWAY

0- 0

0- 0

1- 2

0- 0

0- 0

0- 0

NEUTRAL

0- 0

0- 0

0- 0

0- 0

0- 0

0- 0

CONFERENCE

0- 0

0- 0

0- 0

0- 0

0- 0

0- 0

HOME

0- 0

0- 0

0- 0

0- 0

0- 0

0- 0

AWAY

0- 0

0- 0

0- 0

0- 0

0- 0

0- 0

NEUTRAL

0- 0

0- 0

0- 0

RPI 1-25

RPI 26-50

RPI 51-100

RPI 101+

Team's RPI: 172

RPI	S	Opponent	Score
6	H	Cal i forni a	53 70

RPI	S	Opponent	Score
36	A	Mi nnesota	48 53

RPI	S	Opponent	Score
-----	---	----------	-------

RPI	S	Opponent	Score
151	H	San Diego St.	72 71
214	A	Southern Utah	59 69
252	H	Cl evel and St.	83 82
261	H	Dartmouth	78 76
266	H	Hawai i	58 50
277	A	Long Beach St.	60 56
278	A	UTSA	77 87

LAST 12 Division I GAMES:

278	A	UTSA	77 87	6	H	Cal i forni a	53 70
277	A	Long Beach St.	60 56	252	H	Cl evel and St.	83 82
261	H	Dartmouth	78 76	36	A	Mi nnesota	48 53
151	H	San Diego St.	72 71	266	H	Hawai i	58 50
				214	A	Southern Utah	59 69

Non-Div I Games: Cal St. San B'dino 76 58

San Diego

Average RPI Win:

226

Average RPI Loss:

125

WON-LOST  
RECORDWINNING  
PCT. RANKLAST 10  
GAMESSTRENGTH OF  
SCHEDULEOPP. STRENGTH  
OF SCHEDULETEAM  
RPIADJ.  
RPICONF.  
RPIADJ CONF.  
RPIDIV. I ONLY  
DIV. I NON-CONF.5- 5  
5- 5163  
1630- 1  
0- 194  
94274  
274151  
151151  
1519  
99  
9

TOTALS

RPI 1-25

RPI 26-50

W-L RECORDS

RPI 51-100

RPI 101-150

RPI 150+

5- 5  
3- 2  
2- 3  
0- 00- 0  
0- 0  
0- 0  
0- 00- 0  
0- 0  
0- 0  
0- 0OVERALL  
HOME  
AWAY  
NEUTRAL0- 1  
0- 1  
0- 0  
0- 01- 3  
0- 1  
1- 2  
0- 04- 1  
3- 0  
1- 1  
0- 05- 5  
3- 2  
2- 3  
0- 00- 0  
0- 0  
0- 0  
0- 00- 0  
0- 0  
0- 0  
0- 0NON-CONFERENCE  
HOME  
AWAY  
NEUTRAL0- 1  
0- 1  
0- 0  
0- 01- 3  
0- 1  
1- 2  
0- 04- 1  
3- 0  
1- 1  
0- 00- 0  
0- 0  
0- 0  
0- 00- 0  
0- 0  
0- 0  
0- 00- 0  
0- 0  
0- 0  
0- 0CONFERENCE  
HOME  
AWAY  
NEUTRAL0- 0  
0- 0  
0- 0  
0- 00- 0  
0- 0  
0- 0  
0- 00- 0  
0- 0  
0- 0  
0- 0

RPI 1-25

RPI 26-50

RPI 51-100

RPI 101+

Team's RPI: 151

RPI S Opponent Score

RPI S Opponent Score

RPI S Opponent Score

RPI S Opponent Score

61 H TCU 64 81

104 H Arizona 60 69

108 A UC Irvine 78 70

139 A CSUN 74 77

149 A Santa Clara 43 60

172 A San Diego 71 72

202 A Cal St. Fullerton 83 72

259 H California Baptist 83 67

266 H Hawaii 58 57

293 H Incarnate Word 81 38

LAST 12 Division I GAMES:

108 A UC Irvine 78 70  
104 H Arizona 60 69  
172 A San Diego 71 72  
61 H TCU 64 81  
259 H California Baptist 83 67  
293 H Incarnate Word 81 38139 A CSUN 74 77  
202 A Cal St. Fullerton 83 72  
149 A Santa Clara 43 60  
266 H Hawaii 58 57

Non-Div I Games:

San Diego St.

Average RPI	Win:	280	WON-LOST	WINNING	LAST 10	STRENGTH OF	OPP. STRENGTH	TEAM	ADJ.	CONF.	ADJ CONF.
Average RPI	Loss:	107	RECORD	PCT. RANK	GAMES	SCHEDULE	OF SCHEDULE	RPI	RPI	RPI	RPI
DIV. I ONLY		4- 6		207	1- 0	265	115	246	246	7	7
DIV. I NON-CONF.		4- 6		207	1- 0	265	115	246	246	7	7
-----											
TOTALS	RPI 1-25		RPI 26-50		W-L RECORDS	RPI 51-100		RPI 101-150		RPI 150+	
4- 6	0- 1		0- 0		OVERALL	0- 2		0- 0		4- 3	
1- 3	0- 0		0- 0		HOME	0- 2		0- 0		1- 1	
1- 3	0- 1		0- 0		AWAY	0- 0		0- 0		1- 2	
2- 0	0- 0		0- 0		NEUTRAL	0- 0		0- 0		2- 0	
4- 6	0- 1		0- 0		NON-CONFERENCE	0- 2		0- 0		4- 3	
1- 3	0- 0		0- 0		HOME	0- 2		0- 0		1- 1	
1- 3	0- 1		0- 0		AWAY	0- 0		0- 0		1- 2	
2- 0	0- 0		0- 0		NEUTRAL	0- 0		0- 0		2- 0	
0- 0	0- 0		0- 0		CONFERENCE	0- 0		0- 0		0- 0	
0- 0	0- 0		0- 0		HOME	0- 0		0- 0		0- 0	
0- 0	0- 0		0- 0		AWAY	0- 0		0- 0		0- 0	
0- 0	0- 0		0- 0		NEUTRAL	0- 0		0- 0		0- 0	

RPI	S	Opponent	Score	RPI	S	Opponent	Score	RPI	S	Opponent	Score	RPI	S	Opponent	Score	Team's RPI: 246
5	A	Stanford	62 96					59	H	Northern Colo.	63 68	152	H	UT Arlington	73 80	
								96	H	UC Davis	68 70	163	A	Idaho	63 70	
												167	A	Washington St.	61 91	
												223	A	Sacramento St.	86 75	
												267	H	San Jose St.	85 63	
												310	N	Cal Poly	65 62	
												321	N	North Dakota St.	75 42	
-----																
LAST 12 Division I GAMES:																
163	A	Idaho	63 70	321	N	North Dakota St.	75 42	59	H	UC Davis	68 70	223	A	Sacramento St.	86 75	
167	A	Washington St.	61 91	96	H	UC Davis	68 70	267	H	San Jose St.	85 63					
152	H	UT Arlington	73 80													
59	H	Northern Colo.	63 68													
310	N	Cal Poly	65 62													
5	A	Stanford	62 96													

Non-Div I Games:

San Francisco



Average RPI	Win: 287	WON-LOST RECORD	WINNING PCT. RANK	LAST 10 GAMES	STRENGTH OF SCHEDULE	OPP. STRENGTH OF SCHEDULE	TEAM RPI	ADJ. RPI	CONF. RPI	ADJ CONF. RPI
Average RPI	Loss: 129									
DIV. I ONLY	1- 8	318	0- 1	66	256	267	267	9	9	
DIV. I NON-CONF.	1- 8	318	0- 1	66	256	267	267	9	9	
-----										
TOTALS	RPI 1-25	RPI 26-50	W-L RECORDS	RPI 51-100	RPI 101-150	RPI 150+				
1- 8	0- 0	0- 1	OVERALL	0- 1	0- 4	1- 2				
1- 3	0- 0	0- 0	HOME	0- 1	0- 2	1- 0				
0- 5	0- 0	0- 1	AWAY	0- 0	0- 2	0- 2				
0- 0	0- 0	0- 0	NEUTRAL	0- 0	0- 0	0- 0				
1- 8	0- 0	0- 1	NON-CONFERENCE	0- 1	0- 4	1- 2				
1- 3	0- 0	0- 0	HOME	0- 1	0- 2	1- 0				
0- 5	0- 0	0- 1	AWAY	0- 0	0- 2	0- 2				
0- 0	0- 0	0- 0	NEUTRAL	0- 0	0- 0	0- 0				
0- 0	0- 0	0- 0	CONFERENCE	0- 0	0- 0	0- 0				
0- 0	0- 0	0- 0	HOME	0- 0	0- 0	0- 0				
0- 0	0- 0	0- 0	AWAY	0- 0	0- 0	0- 0				
0- 0	0- 0	0- 0	NEUTRAL	0- 0	0- 0	0- 0				

RPI 1-25				RPI 26-50				RPI 51-100				RPI 101+				Team's RPI: 267
RPI	S	Opponent	Score	RPI	S	Opponent	Score	RPI	S	Opponent	Score	RPI	S	Opponent	Score	
				32	A	Colorado	64 76	76	H	Paci fi c	67 91	108	H	UC I rvi ne	66 74	
												124	A	Nebraska	63 96	
												139	A	CSUN	40 76	
												149	H	Santa Clara	56 62	
												157	A	Portland St.	51 80	
												246	A	San Franci sco	63 85	
												287	H	CSU Bakersfi eld	82 72	
LAST 12 Division I GAMES:																
				76	H	Paci fi c	67 91	139	A	CSUN	40 76					
				287	H	CSU Bakersfi eld	82 72	149	H	Santa Clara	56 62					
				157	A	Portland St.	51 80	124	A	Nebraska	63 96					
				246	A	San Franci sco	63 85	32	A	Col orado	64 76					
								108	H	UC I rvi ne	66 74					

Non-Div I Games: San Fran. St. 66 73

San Jose St.

Average RPI	Win: 211	WON-LOST RECORD	WINNING PCT. RANK	LAST 10 GAMES	STRENGTH OF SCHEDULE	OPP. STRENGTH OF SCHEDULE	TEAM RPI	ADJ. RPI	CONF. RPI	ADJ CONF. RPI
Average RPI	Loss: 95									
DIV. I ONLY	5- 4	140	1- 0	211	92	149	149	7	7	
DIV. I NON-CONF.	5- 4	140	1- 0	211	92	149	149	7	7	
-----										
TOTALS	RPI 1-25	RPI 26-50	W-L RECORDS	RPI 51-100	RPI 101-150	RPI 150+				
5- 4	0- 0	0- 0	OVERALL	0- 3	0- 1	5- 0				
3- 1	0- 0	0- 0	HOME	0- 0	0- 1	3- 0				
2- 3	0- 0	0- 0	AWAY	0- 3	0- 0	2- 0				
0- 0	0- 0	0- 0	NEUTRAL	0- 0	0- 0	0- 0				
5- 4	0- 0	0- 0	NON-CONFERENCE	0- 3	0- 1	5- 0				
3- 1	0- 0	0- 0	HOME	0- 0	0- 1	3- 0				
2- 3	0- 0	0- 0	AWAY	0- 3	0- 0	2- 0				
0- 0	0- 0	0- 0	NEUTRAL	0- 0	0- 0	0- 0				
0- 0	0- 0	0- 0	CONFERENCE	0- 0	0- 0	0- 0				
0- 0	0- 0	0- 0	HOME	0- 0	0- 0	0- 0				
0- 0	0- 0	0- 0	AWAY	0- 0	0- 0	0- 0				
0- 0	0- 0	0- 0	NEUTRAL	0- 0	0- 0	0- 0				

RPI 1-25				RPI 26-50				RPI 51-100				RPI 101+ Team's RPI: 149			
RPI	S	Opponent	Score	RPI	S	Opponent	Score	RPI	S	Opponent	Score	RPI	S	Opponent	Score
								56	A	Southern California	46 77	139	H	CSUN	38 53
								91	A	Oregon St.	31 82	151	H	San Diego St.	60 43
								95	A	Fresno St.	53 80	202	A	Cal St. Fullerton	64 60
												207	H	Nevada	56 48
												228	H	Missouri St.	77 73
												267	A	San Jose St.	62 56
-----															
LAST 12 Division I GAMES:															
				267	A	San Jose St.	62 56	91	A	Oregon St.	31 82				
				95	A	Fresno St.	53 80	139	H	CSUN	38 53				
				207	H	Nevada	56 48	228	H	Missouri St.	77 73				
								202	A	Cal St. Fullerton	64 60				
								56	A	Southern California	46 77				
								151	H	San Diego St.	60 43				

Non-Div I Games: Sonoma St. 98 38

Santa Clara

Average RPI	Win:	0	WON-LOST	WINNING	LAST 10	STRENGTH OF	OPP. STRENGTH	TEAM	ADJ.	CONF.	ADJ CONF.
Average RPI	Loss:	161	RECORD	PCT. RANK	GAMES	SCHEDULE	OF SCHEDULE	RPI	RPI	RPI	RPI
DIV. I ONLY		0- 6		332	0- 1	306	67	344	344	32	32
DIV. I NON-CONF.		0- 6		332	0- 1	306	67	344	344	32	32
<hr/>											
TOTALS	RPI 1-25		RPI 26-50		W-L RECORDS	RPI 51-100		RPI 101-150		RPI 150+	
0- 6	0- 1		0- 1		OVERALL	0- 0		0- 0		0- 4	
0- 3	0- 0		0- 0		HOME	0- 0		0- 0		0- 3	
0- 3	0- 1		0- 1		AWAY	0- 0		0- 0		0- 1	
0- 0	0- 0		0- 0		NEUTRAL	0- 0		0- 0		0- 0	
0- 6	0- 1		0- 1		NON-CONFERENCE	0- 0		0- 0		0- 4	
0- 3	0- 0		0- 0		HOME	0- 0		0- 0		0- 3	
0- 3	0- 1		0- 1		AWAY	0- 0		0- 0		0- 1	
0- 0	0- 0		0- 0		NEUTRAL	0- 0		0- 0		0- 0	
0- 0	0- 0		0- 0		CONFERENCE	0- 0		0- 0		0- 0	
0- 0	0- 0		0- 0		HOME	0- 0		0- 0		0- 0	
0- 0	0- 0		0- 0		AWAY	0- 0		0- 0		0- 0	
0- 0	0- 0		0- 0		NEUTRAL	0- 0		0- 0		0- 0	

RPI 1-25				RPI 26-50				RPI 51-100				RPI 101+ Team's RPI: 344			
RPI	S	Opponent	Score	RPI	S	Opponent	Score	RPI	S	Opponent	Score	RPI	S	Opponent	Score
22	A	South Dakota St.	49 97	48	A	DePaul	61 124					209	H	Texas Southern	41 65
												213	H	Jacksonville	58 68
												232	H	Ga. Southern	71 82
												240	A	Ole Miss	51 74
<hr/>															
LAST 12 Division I GAMES:															
22	A	South Dakota St.	49 97	240	A	Ole Miss	51 74	232	H	Ga. Southern	71 82				
209	H	Texas Southern	41 65	48	A	DePaul	61 124								
213	H	Jacksonville	58 68	240	A	Ole Miss	51 74								

Non-Div I Games: Carver 101 49 Wesleyan (GA) 155 26

Savannah St.

Average RPI Win:	0	WON-LOST	WINNING	LAST 10	STRENGTH OF	OPP. STRENGTH	TEAM	ADJ.	CONF.	ADJ CONF.
Average RPI Loss:	151	RECORD	PCT. RANK	GAMES	SCHEDULE	OF SCHEDULE	RPI	RPI	RPI	RPI
DIV. I ONLY	0- 11	332	0- 1	60	310	295	295	30	30	
DIV. I NON-CONF.	0- 11	332	0- 1	60	310	295	295	30	30	
-----										
TOTALS	RPI 1-25	RPI 26-50	W-L RECORDS	RPI 51-100	RPI 101-150	RPI 150+				
0- 11	0- 0	0- 0	OVERALL	0- 4	0- 2	0- 5				
0- 5	0- 0	0- 0	HOME	0- 1	0- 1	0- 3				
0- 5	0- 0	0- 0	AWAY	0- 3	0- 0	0- 2				
0- 1	0- 0	0- 0	NEUTRAL	0- 0	0- 1	0- 0				
0- 11	0- 0	0- 0	NON-CONFERENCE	0- 4	0- 2	0- 5				
0- 5	0- 0	0- 0	HOME	0- 1	0- 1	0- 3				
0- 5	0- 0	0- 0	AWAY	0- 3	0- 0	0- 2				
0- 1	0- 0	0- 0	NEUTRAL	0- 0	0- 1	0- 0				
0- 0	0- 0	0- 0	CONFERENCE	0- 0	0- 0	0- 0				
0- 0	0- 0	0- 0	HOME	0- 0	0- 0	0- 0				
0- 0	0- 0	0- 0	AWAY	0- 0	0- 0	0- 0				
0- 0	0- 0	0- 0	NEUTRAL	0- 0	0- 0	0- 0				

RPI 1-25				RPI 26-50				RPI 51-100				RPI 101+ Team's RPI: 295					
RPI	S	Opponent	Score	RPI	S	Opponent	Score	RPI	S	Opponent	Score	RPI	S	Opponent	Score		
								62	H	Washington	58	69	104	N	Arizona	54	84
								76	A	Pacific	61	75	137	H	Northern Ariz.	58	65
								94	A	Utah	62	89	153	H	Pepperdine	64	78
								96	A	UC Davis	59	76	157	A	Portland St.	43	68
													202	H	Cal St. Fullerton	54	57
													266	A	Hawaii	51	67
													310	H	Cal Poly	50	60
LAST 12 Division I GAMES:																	
				94	A	Utah	62	89	310	H	Cal Poly	50	60				
				157	A	Portland St.	43	68	96	A	UC Davis	59	76				
				266	A	Hawaii	51	67	76	A	Pacific	61	75				
				104	N	Arizona	54	84	153	H	Pepperdine	64	78				
				137	H	Northern Ariz.	58	65	62	H	Washington	58	69				
				202	H	Cal St. Fullerton	54	57									

Non-Div I Games:

Seattle U

Average RPI	Win:	263	WON-LOST	WINNING	LAST 10	STRENGTH OF	OPP. STRENGTH	TEAM	ADJ.	CONF.	ADJ CONF.
Average RPI	Loss:	16	RECORD	PCT. RANK	GAMES	SCHEDULE	OF SCHEDULE	RPI	RPI	RPI	RPI
DIV. I ONLY		7- 2		58	0- 1	255	102	97	97	4	4
DIV. I NON-CONF.		7- 2		58	0- 1	255	102	97	97	4	4
<hr/>											
TOTALS	RPI 1-25		RPI 26-50		W-L RECORDS	RPI 51-100		RPI 101-150		RPI 150+	
7- 2	0- 1		0- 1		OVERALL	1- 0		0- 0		6- 0	
6- 0	0- 0		0- 0		HOME	0- 0		0- 0		6- 0	
1- 2	0- 1		0- 1		AWAY	1- 0		0- 0		0- 0	
0- 0	0- 0		0- 0		NEUTRAL	0- 0		0- 0		0- 0	
7- 2	0- 1		0- 1		NON-CONFERENCE	1- 0		0- 0		6- 0	
6- 0	0- 0		0- 0		HOME	0- 0		0- 0		6- 0	
1- 2	0- 1		0- 1		AWAY	1- 0		0- 0		0- 0	
0- 0	0- 0		0- 0		NEUTRAL	0- 0		0- 0		0- 0	
0- 0	0- 0		0- 0		CONFERENCE	0- 0		0- 0		0- 0	
0- 0	0- 0		0- 0		HOME	0- 0		0- 0		0- 0	
0- 0	0- 0		0- 0		AWAY	0- 0		0- 0		0- 0	
0- 0	0- 0		0- 0		NEUTRAL	0- 0		0- 0		0- 0	

RPI	S	Opponent	Score	RPI	S	Opponent	Score	RPI	S	Opponent	Score	RPI	S	Opponent	Score
2	A	UConn	61 99	29	A	UCLA	62 78	99	A	Princeton	70 66	234	H	Kennesaw St.	102 80
												278	H	UTSA	84 53
												281	H	Saint Peter's	90 47
												302	H	St. Francis Brooklyn	100 77
												315	H	UMass Lowell	90 57
												331	H	Wagner	95 40
<hr/>															
LAST 12 Division I GAMES:															
278	H	UTSA	84 53	2	A	UConn	61 99	281	H	Saint Peter's	90 47	315	H	UMass Lowell	90 57
234	H	Kennesaw St.	102 80	302	H	St. Francis Brooklyn	100 77	29	A	UCLA	62 78	99	A	Princeton	70 66
331	H	Wagner	95 40												

Non-Div I Games:

Seton Hall

Average RPI Win: 269		WON-LOST	WINNING	LAST 10	STRENGTH OF		OPP. STRENGTH	TEAM	ADJ.	CONF.	ADJ CONF.
Loss: 189		RECORD	PCT. RANK	GAMES	SCHEDULE		OF SCHEDULE	RPI	RPI	RPI	RPI
DIV. I ONLY		4- 6	207	1- 0	235		299	265	265	27	27
DIV. I NON-CONF.		4- 6	207	1- 0	235		299	265	265	27	27
TOTALS		RPI 1-25	RPI 26-50	W-L RECORDS		RPI 51-100	RPI 101-150	RPI 150+			
4- 6	0- 0	0- 0		OVERALL		0- 0	0- 3	4- 3			
2- 3	0- 0	0- 0		HOME		0- 0	0- 2	2- 1			
1- 2	0- 0	0- 0		AWAY		0- 0	0- 0	1- 2			
1- 1	0- 0	0- 0		NEUTRAL		0- 0	0- 1	1- 0			
4- 6	0- 0	0- 0		NON-CONFERENCE		0- 0	0- 3	4- 3			
2- 3	0- 0	0- 0		HOME		0- 0	0- 2	2- 1			
1- 2	0- 0	0- 0		AWAY		0- 0	0- 0	1- 2			
1- 1	0- 0	0- 0		NEUTRAL		0- 0	0- 1	1- 0			
0- 0	0- 0	0- 0		CONFERENCE		0- 0	0- 0	0- 0			
0- 0	0- 0	0- 0		HOME		0- 0	0- 0	0- 0			
0- 0	0- 0	0- 0		AWAY		0- 0	0- 0	0- 0			
0- 0	0- 0	0- 0		NEUTRAL		0- 0	0- 0	0- 0			

RPI 1-25				RPI 26-50				RPI 51-100				RPI 101+				Team's RPI: 265	
RPI	S	Opponent	Score	RPI	S	Opponent	Score	RPI	S	Opponent	Score	RPI	S	Opponent	Score		
												118	H	Penn	51	58	
												144	N	Drexel	39	51	
												147	H	Harvard	54	73	
												198	A	Sacred Heart	50	72	
												206	H	Massachusetts	64	59	
												220	A	Howard	86	81	
												249	A	St. Bonaventure	58	74	
												275	H	Fla. Atlantic	66	70	
												320	H	Colgate	55	53	
												331	N	Wagner	74	71	
LAST 12 Division I GAMES:																	
												275	H	Fla. Atlantic	66	70	
												320	H	Colgate	55	53	
												144	N	Drexel	39	51	
												220	A	Howard	86	81	
												147	H	Harvard	54	73	
												198	A	Sacred Heart	50	72	
												331	N	Wagner	74	71	
												206	H	Massachusetts	64	59	
												249	A	St. Bonaventure	58	74	
												118	H	Penn	51	58	

### Non-Div I Games:

Si ena

Average RPI	Win:	228	WON-LOST	WINNING	LAST 10	STRENGTH OF	OPP. STRENGTH	TEAM	ADJ.	CONF.	ADJ CONF.
Average RPI	Loss:	0	RECORD	PCT. RANK	GAMES	SCHEDULE	OF SCHEDULE	RPI	RPI	RPI	RPI
DIV. I ONLY		7- 0		1	0- 0	348	11	146	146	19	19
DIV. I NON-CONF.		7- 0		1	0- 0	348	11	146	146	19	19
-----											
TOTALS	RPI 1-25		RPI 26-50		W-L RECORDS	RPI 51-100		RPI 101-150		RPI 150+	
7- 0	0- 0		0- 0		OVERALL	0- 0		2- 0		5- 0	
3- 0	0- 0		0- 0		HOME	0- 0		0- 0		3- 0	
4- 0	0- 0		0- 0		AWAY	0- 0		2- 0		2- 0	
0- 0	0- 0		0- 0		NEUTRAL	0- 0		0- 0		0- 0	
7- 0	0- 0		0- 0		NON-CONFERENCE	0- 0		2- 0		5- 0	
3- 0	0- 0		0- 0		HOME	0- 0		0- 0		3- 0	
4- 0	0- 0		0- 0		AWAY	0- 0		2- 0		2- 0	
0- 0	0- 0		0- 0		NEUTRAL	0- 0		0- 0		0- 0	
0- 0	0- 0		0- 0		CONFERENCE	0- 0		0- 0		0- 0	
0- 0	0- 0		0- 0		HOME	0- 0		0- 0		0- 0	
0- 0	0- 0		0- 0		AWAY	0- 0		0- 0		0- 0	
0- 0	0- 0		0- 0		NEUTRAL	0- 0		0- 0		0- 0	

RPI 1-25				RPI 26-50				RPI 51-100				RPI 101+				Team's RPI: 146
RPI	S	Opponent	Score	RPI	S	Opponent	Score	RPI	S	Opponent	Score	RPI	S	Opponent	Score	
												106	A	Alabama	72	67
												109	A	Southern U.	53	49
												218	H	Alabama St.	77	65
												271	H	Southern Miss.	77	68
												289	H	ETSU	81	74
												292	A	Tennessee St.	78	56
												311	A	Central Ark.	58	50
-----																
LAST 12 Division I GAMES:																
218	H	Alabama St.	77	65	311	A	Central Ark.	58	50	271	H	Southern Miss.	77	68		
106	A	Alabama	72	67												
292	A	Tennessee St.	78	56												
289	H	ETSU	81	74												
109	A	Southern U.	53	49												

Non-Div I Games: Faulkner 97 40 Spring Hill 75 57 South Alabama

Average RPI Win: **166** WON-LOST RECORD WINNING PCT. RANK LAST 10 GAMES STRENGTH OF SCHEDULE OPP. STRENGTH OF SCHEDULE TEAM RPI ADJ. RPI CONF. RPI ADJ CONF. RPI

DIV. I ONLY	6- 4	121	0- 1	44	45	55	55	5	5
DIV. I NON-CONF.	6- 4	121	0- 1	44	45	55	55	5	5
TOTALS	RPI 1-25	RPI 26-50	W-L RECORDS	RPI 51-100	RPI 101-150	RPI 150+			
6- 4	0- 2	0- 1	OVERALL	1- 1	2- 0	3- 0			
3- 2	0- 1	0- 1	HOME	1- 0	1- 0	1- 0			
2- 0	0- 0	0- 0	AWAY	0- 0	1- 0	1- 0			
1- 2	0- 1	0- 0	NEUTRAL	0- 1	0- 0	1- 0			
6- 4	0- 2	0- 1	NON-CONFERENCE	1- 1	2- 0	3- 0			
3- 2	0- 1	0- 1	HOME	1- 0	1- 0	1- 0			
2- 0	0- 0	0- 0	AWAY	0- 0	1- 0	1- 0			
1- 2	0- 1	0- 0	NEUTRAL	0- 1	0- 0	1- 0			
0- 0	0- 0	0- 0	CONFERENCE	0- 0	0- 0	0- 0			
0- 0	0- 0	0- 0	HOME	0- 0	0- 0	0- 0			
0- 0	0- 0	0- 0	AWAY	0- 0	0- 0	0- 0			
0- 0	0- 0	0- 0	NEUTRAL	0- 0	0- 0	0- 0			

RPI S Opponent Score	RPI S Opponent Score	RPI S Opponent Score	RPI S Opponent Score
9 N Drake 85 <b>90</b>	44 H Maryl and 61 <b>85</b>	91 N Oregon St. 68 <b>70</b>	112 A Purdue 82 73
12 H Bayl or 69 <b>94</b>		100 H Cl emson 69 57	122 H Dayton 65 55
			156 H Appal achi an St. 80 50
			218 A Al abama St. 94 38
			289 N ETSU 101 55
LAST 12 Divi sion I GAMES:			
12 H Bayl or 69 <b>94</b>	9 N Drake 85 <b>90</b>		
122 H Dayton 65 55	91 N Oregon St. 68 <b>70</b>		
289 N ETSU 101 55	112 A Purdue 82 73		
44 H Maryl and 61 <b>85</b>	156 H Appal achi an St. 80 50		
100 H Cl emson 69 57			
218 A Al abama St. 94 38			

Non-Di v I Games:

South Carolina



Average RPI Win:	310	WON-LOST	WINNING	LAST 10	STRENGTH OF	OPP. STRENGTH	TEAM	ADJ.	CONF.	ADJ CONF.
Average RPI Loss:	155	RECORD	PCT. RANK	GAMES	SCHEDULE	OF SCHEDULE	RPI	RPI	RPI	RPI

DIV. I ONLY	4- 6	207	0- 0	319	238	296	296	32	32
DIV. I NON-CONF.	4- 6	207	0- 0	319	238	296	296	32	32
-----									
TOTALS	RPI 1-25	RPI 26-50	W-L RECORDS	RPI 51-100	RPI 101-150	RPI 150+			
4- 6	0- 0	0- 0	OVERALL	0- 1	0- 2	4- 3			
3- 1	0- 0	0- 0	HOME	0- 0	0- 0	3- 1			
1- 4	0- 0	0- 0	AWAY	0- 0	0- 2	1- 2			
0- 1	0- 0	0- 0	NEUTRAL	0- 1	0- 0	0- 0			
4- 6	0- 0	0- 0	NON-CONFERENCE	0- 1	0- 2	4- 3			
3- 1	0- 0	0- 0	HOME	0- 0	0- 0	3- 1			
1- 4	0- 0	0- 0	AWAY	0- 0	0- 2	1- 2			
0- 1	0- 0	0- 0	NEUTRAL	0- 1	0- 0	0- 0			
0- 0	0- 0	0- 0	CONFERENCE	0- 0	0- 0	0- 0			
0- 0	0- 0	0- 0	HOME	0- 0	0- 0	0- 0			
0- 0	0- 0	0- 0	AWAY	0- 0	0- 0	0- 0			
0- 0	0- 0	0- 0	NEUTRAL	0- 0	0- 0	0- 0			

RPI 1-25	RPI 26-50	RPI 51-100	RPI 101+	Team's RPI: 296
RPI S Opponent Score	RPI S Opponent Score	RPI S Opponent Score	RPI S Opponent Score	
		66 N Wake Forest 44 58	102 A Radford 31 61	
			104 A Arizona 32 73	
			162 A Coastal Caro. 44 57	
			190 H Winthrop 50 58	
			253 H UNLV 58 49	
			303 H USC Upstate 71 66	
			305 A Col. of Charleston 51 75	
			337 A Presbyterian 57 48	
			346 H Charleston So. 67 58	
LAST 12 Division I GAMES:				
346 H Charleston So. 67 58	66 N Wake Forest 44 58	253 H UNLV 58 49	190 H Winthrop 50 58	303 H USC Upstate 71 66
162 A Coastal Caro. 44 57		104 A Arizona 32 73	337 A Presbyterian 57 48	
305 A Col. of Charleston 51 75				
102 A Radford 31 61				

Non-Div I Games: UNKNOWN 67 51 Voorhees 88 61

South Carolina St.

Average RPI	Win:	145	WON-LOST	WINNING	LAST 10	STRENGTH OF	OPP. STRENGTH	TEAM	ADJ.	CONF.	ADJ CONF.
Average RPI	Loss:	9	RECORD	PCT. RANK	GAMES	SCHEDULE	OF SCHEDULE	RPI	RPI	RPI	RPI
DIV. I ONLY		9- 1		18	1- 0	199	3	20	20	18	18
DIV. I NON-CONF.		9- 1		18	1- 0	199	3	20	20	18	18
-----											
TOTALS	RPI 1-25		RPI 26-50		W-L RECORDS	RPI 51-100		RPI 101-150		RPI 150+	
9- 1	1- 1		1- 0		OVERALL	2- 0		1- 0		4- 0	
3- 0	1- 0		1- 0		HOME	0- 0		0- 0		1- 0	
4- 1	0- 1		0- 0		AWAY	2- 0		1- 0		1- 0	
2- 0	0- 0		0- 0		NEUTRAL	0- 0		0- 0		2- 0	
9- 1	1- 1		1- 0		NON-CONFERENCE	2- 0		1- 0		4- 0	
3- 0	1- 0		1- 0		HOME	0- 0		0- 0		1- 0	
4- 1	0- 1		0- 0		AWAY	2- 0		1- 0		1- 0	
2- 0	0- 0		0- 0		NEUTRAL	0- 0		0- 0		2- 0	
0- 0	0- 0		0- 0		CONFERENCE	0- 0		0- 0		0- 0	
0- 0	0- 0		0- 0		HOME	0- 0		0- 0		0- 0	
0- 0	0- 0		0- 0		AWAY	0- 0		0- 0		0- 0	
0- 0	0- 0		0- 0		NEUTRAL	0- 0		0- 0		0- 0	

RPI	S	Opponent	Score	RPI	S	Opponent	Score	RPI	S	Opponent	Score	RPI	S	Opponent	Score
7	H	Iowa St.	64 59	28	H	Green Bay	55 49	74	A	Montana	64 41	126	A	Creighton	77 65
9	A	Drake	64 76					78	A	Missouri	74 61	228	A	Missouri St.	85 74
												231	N	Grambling	67 53
												236	N	Wichita St.	73 64
												293	H	Incarnate Word	96 43
-----															
LAST 12 Division I GAMES:															
231	N	Grambling	67 53	228	A	Missouri St.	85 74								
78	A	Missouri	74 61	28	H	Green Bay	55 49								
293	H	Incarnate Word	96 43	7	H	Iowa St.	64 59								
126	A	Creighton	77 65	74	A	Montana	64 41								
				236	N	Wichita St.	73 64								
				9	A	Drake	64 76								

Non-Div I Games: Bellevue 79 40 St. Mary (NE) 112 52

South Dakota

Average RPI	Win: 113	WON-LOST	WINNING	LAST 10	STRENGTH OF	OPP. STRENGTH	TEAM	ADJ.	CONF.	ADJ CONF.
Average RPI	Loss: 24	RECORD	PCT. RANK	GAMES	SCHEDULE	OF SCHEDULE	RPI	RPI	RPI	RPI
DIV. I ONLY	8- 4	96	1- 0	22	36	22	22	18	18	
DIV. I NON-CONF.	8- 4	96	1- 0	22	36	22	22	18	18	
-----										
TOTALS	RPI 1-25	RPI 26-50	W-L RECORDS	RPI 51-100	RPI 101-150	RPI 150+				
8- 4	1- 3	2- 0	OVERALL	1- 1	3- 0	1- 0				
5- 1	1- 1	1- 0	HOME	1- 0	1- 0	1- 0				
3- 1	0- 1	1- 0	AWAY	0- 0	2- 0	0- 0				
0- 2	0- 1	0- 0	NEUTRAL	0- 1	0- 0	0- 0				
8- 4	1- 3	2- 0	NON-CONFERENCE	1- 1	3- 0	1- 0				
5- 1	1- 1	1- 0	HOME	1- 0	1- 0	1- 0				
3- 1	0- 1	1- 0	AWAY	0- 0	2- 0	0- 0				
0- 2	0- 1	0- 0	NEUTRAL	0- 1	0- 0	0- 0				
0- 0	0- 0	0- 0	CONFERENCE	0- 0	0- 0	0- 0				
0- 0	0- 0	0- 0	HOME	0- 0	0- 0	0- 0				
0- 0	0- 0	0- 0	AWAY	0- 0	0- 0	0- 0				
0- 0	0- 0	0- 0	NEUTRAL	0- 0	0- 0	0- 0				

RPI	S	Opponent	Score	RPI	S	Opponent	Score	RPI	S	Opponent	Score	RPI	S	Opponent	Score
4	H	Oregon	79 87	28	H	Green Bay	77 47	71	N	Buffal o	55 61	120	A	Montana St.	88 67
9	H	Drake	80 71	47	A	Central Mi ch.	80 71	93	H	FGCU	80 62	126	H	Crei ghton	74 48
10	A	Marquette	52 91									135	A	Chattanooga	71 54
12	N	Bayl or	66 72									344	H	Savannah St.	97 49
-----															
LAST 12 Division I GAMES:															
120	A	Montana St.	88 67	135	A	Chattanooga	71 54								
344	H	Savannah St.	97 49	28	H	Green Bay	77 47								
4	H	Oregon	79 87	71	N	Buffal o	55 61								
9	H	Drake	80 71	12	N	Bayl or	66 72								
93	H	FGCU	80 62	126	H	Crei ghton	74 48								
10	A	Marquette	52 91	47	A	Central Mi ch.	80 71								

Non-Div I Games:

South Dakota St.

Average RPI Win:	199	WON-LOST	WINNING	LAST 10	STRENGTH OF	OPP. STRENGTH	TEAM	ADJ.	CONF.	ADJ CONF.
Average RPI Loss:	25	RECORD	PCT. RANK	GAMES	SCHEDULE	OF SCHEDULE	RPI	RPI	RPI	RPI
DIV. I ONLY	9- 2	39	1- 0	239	15	88	88	8	8	
DIV. I NON-CONF.	9- 2	39	1- 0	239	15	88	88	8	8	
-----										
TOTALS	RPI 1-25	RPI 26-50	W-L RECORDS	RPI 51-100	RPI 101-150	RPI 150+				
9- 2	0- 1	1- 1	OVERALL	1- 0	0- 0	7- 0				
7- 0	0- 0	0- 0	HOME	0- 0	0- 0	7- 0				
1- 0	0- 0	0- 0	AWAY	1- 0	0- 0	0- 0				
1- 2	0- 1	1- 1	NEUTRAL	0- 0	0- 0	0- 0				
9- 2	0- 1	1- 1	NON-CONFERENCE	1- 0	0- 0	7- 0				
7- 0	0- 0	0- 0	HOME	0- 0	0- 0	7- 0				
1- 0	0- 0	0- 0	AWAY	1- 0	0- 0	0- 0				
1- 2	0- 1	1- 1	NEUTRAL	0- 0	0- 0	0- 0				
0- 0	0- 0	0- 0	CONFERENCE	0- 0	0- 0	0- 0				
0- 0	0- 0	0- 0	HOME	0- 0	0- 0	0- 0				
0- 0	0- 0	0- 0	AWAY	0- 0	0- 0	0- 0				
0- 0	0- 0	0- 0	NEUTRAL	0- 0	0- 0	0- 0				

RPI 1-25				RPI 26-50				RPI 51-100 Team's RPI: 88				RPI 101+			
RPI S	Opponent	Score		RPI S	Opponent	Score		RPI S	Opponent	Score		RPI S	Opponent	Score	
16 N	Kentucky	63	85	29 N	UCLA	60	56	81 A	Ohio St.	71	47	166 H	Oklahoma	87	70
				33 N	North Carolina	69	71					203 H	George Washington	63	30
												217 H	Bethune-Cookman	88	39
												231 H	Grambling	67	50
												276 H	Vermont	102	55
												280 H	New Hampshire	79	36
												312 H	Albany (NY)	74	37
LAST 12 Division I GAMES:															
276 H	Vermont	102	55	29 N	UCLA	60	56								
231 H	Grambling	67	50	33 N	North Carolina	69	71								
203 H	George Washington	63	30	16 N	Kentucky	63	85								
280 H	New Hampshire	79	36	166 H	Oklahoma	87	70								
81 A	Ohio St.	71	47	217 H	Bethune-Cookman	88	39								
				312 H	Albany (NY)	74	37								

Non-Div I Games:

South Fla.

Average RPI Win: 316 WON-LOST RECORD WINNING PCT. RANK LAST 10 GAMES STRENGTH OF SCHEDULE OPP. STRENGTH OF SCHEDULE TEAM RPI ADJ. RPI CONF. RPI ADJ CONF. RPI

DIV. I ONLY	3- 6	237	0- 1	135	333	221	221	21	21
DIV. I NON-CONF.	3- 6	237	0- 1	135	333	221	221	21	21
TOTALS	RPI 1-25	RPI 26-50	W-L RECORDS	RPI 51-100	RPI 101-150	RPI 150+			
3- 6	0- 1	0- 0	OVERALL	0- 0	0- 4	3- 1			
1- 1	0- 0	0- 0	HOME	0- 0	0- 1	1- 0			
2- 4	0- 1	0- 0	AWAY	0- 0	0- 2	2- 1			
0- 1	0- 0	0- 0	NEUTRAL	0- 0	0- 1	0- 0			
3- 6	0- 1	0- 0	NON-CONFERENCE	0- 0	0- 4	3- 1			
1- 1	0- 0	0- 0	HOME	0- 0	0- 1	1- 0			
2- 4	0- 1	0- 0	AWAY	0- 0	0- 2	2- 1			
0- 1	0- 0	0- 0	NEUTRAL	0- 0	0- 1	0- 0			
0- 0	0- 0	0- 0	CONFERENCE	0- 0	0- 0	0- 0			
0- 0	0- 0	0- 0	HOME	0- 0	0- 0	0- 0			
0- 0	0- 0	0- 0	AWAY	0- 0	0- 0	0- 0			
0- 0	0- 0	0- 0	NEUTRAL	0- 0	0- 0	0- 0			

RPI 1-25				RPI 26-50				RPI 51-100				RPI 101+ Team's RPI: 221			
RPI	S	Opponent	Score	RPI	S	Opponent	Score	RPI	S	Opponent	Score	RPI	S	Opponent	Score
17	A	Mississippi St.	53 88									111	H	Indiana St.	51 62
												131	A	Bradley	79 85
												142	N	North Ala.	67 80
												150	A	Southern Ill.	40 60
												251	A	Memphis	57 69
												268	H	Western Ill.	81 71
												330	A	NJIT	68 58
												349	A	Evansville	54 50
LAST 12 Division I GAMES:															
251	A	Memphis	57 69	268	H	Western Ill.	81 71	150	A	Southern Ill.	40 60	131	A	Bradley	79 85
349	A	Evansville	54 50	150	A	Southern Ill.	40 60	131	A	Bradley	79 85	17	A	Mississippi St.	53 88
111	H	Indiana St.	51 62	131	A	Bradley	79 85	17	A	Mississippi St.	53 88				
330	A	NJIT	68 58												
142	N	North Ala.	67 80												

Non-Div I Games: Ill.-Springfield 82 46

Southeast Mo. St.

Average RPI Win: 297      WON-LOST      WINNING      LAST 10  
Average RPI Loss: 147      RECORD      PCT. RANK      GAMES      STRENGTH OF      OPP. STRENGTH      TEAM      ADJ.      CONF.      ADJ CONF.  
SCHEDULE      OF SCHEDULE      RPI      RPI      RPI      RPI

DIV. I ONLY	4- 3	136	1- 0	303	290	182	182	24	24
DIV. I NON-CONF.	4- 3	136	1- 0	303	290	182	182	24	24
-----									
TOTALS	RPI 1-25	RPI 26-50	W-L RECORDS	RPI 51-100	RPI 101-150	RPI 150+			
4- 3	0- 0	0- 0	OVERALL	0- 1	0- 1	4- 1			
1- 0	0- 0	0- 0	HOME	0- 0	0- 0	1- 0			
3- 3	0- 0	0- 0	AWAY	0- 1	0- 1	3- 1			
0- 0	0- 0	0- 0	NEUTRAL	0- 0	0- 0	0- 0			
4- 3	0- 0	0- 0	NON-CONFERENCE	0- 1	0- 1	4- 1			
1- 0	0- 0	0- 0	HOME	0- 0	0- 0	1- 0			
3- 3	0- 0	0- 0	AWAY	0- 1	0- 1	3- 1			
0- 0	0- 0	0- 0	NEUTRAL	0- 0	0- 0	0- 0			
0- 0	0- 0	0- 0	CONFERENCE	0- 0	0- 0	0- 0			
0- 0	0- 0	0- 0	HOME	0- 0	0- 0	0- 0			
0- 0	0- 0	0- 0	AWAY	0- 0	0- 0	0- 0			
0- 0	0- 0	0- 0	NEUTRAL	0- 0	0- 0	0- 0			

RPI 1-25				RPI 26-50				RPI 51-100				RPI 101+ Team's RPI: 182			
RPI	S	Opponent	Score	RPI	S	Opponent	Score	RPI	S	Opponent	Score	RPI	S	Opponent	Score
								73	A	Louisiana Tech	53 72	106	A	Alabama	40 88
												204	A	SMU	63 62
												263	A	Alabama A&M	48 51
												306	H	La. -Monroe	49 42
												325	A	Jackson St.	50 45
												351	A	Alcorn	77 59
-----															
LAST 12 Division I GAMES:															
				73	A	Louisiana Tech	53 72	306	H	La. -Monroe	49 42				
				325	A	Jackson St.	50 45	263	A	Alabama A&M	48 51				
				204	A	SMU	63 62								
				351	A	Alcorn	77 59								
				106	A	Alabama	40 88								

Non-Div I Games: Mobile 70 57 Xavier (LA) 47 59

Average RPI Win:	190	WON-LOST	WINNING	LAST 10	STRENGTH OF	OPP. STRENGTH	TEAM	ADJ.	CONF.	ADJ CONF.
Average RPI Loss:	38	RECORD	PCT. RANK	GAMES	SCHEDULE	OF SCHEDULE	RPI	RPI	RPI	RPI
DIV. I ONLY	9- 1	18	0- 1	289	44	56	56	2	2	
DIV. I NON-CONF.	9- 1	18	0- 1	289	44	56	56	2	2	
-----										
TOTALS	RPI 1-25	RPI 26-50	W-L RECORDS	RPI 51-100	RPI 101-150	RPI 150+				
9- 1	0- 0	0- 1	OVERALL	2- 0	2- 0	5- 0				
5- 0	0- 0	0- 0	HOME	1- 0	2- 0	2- 0				
3- 1	0- 0	0- 1	AWAY	0- 0	0- 0	3- 0				
1- 0	0- 0	0- 0	NEUTRAL	1- 0	0- 0	0- 0				
9- 1	0- 0	0- 1	NON-CONFERENCE	2- 0	2- 0	5- 0				
5- 0	0- 0	0- 0	HOME	1- 0	2- 0	2- 0				
3- 1	0- 0	0- 1	AWAY	0- 0	0- 0	3- 0				
1- 0	0- 0	0- 0	NEUTRAL	1- 0	0- 0	0- 0				
0- 0	0- 0	0- 0	CONFERENCE	0- 0	0- 0	0- 0				
0- 0	0- 0	0- 0	HOME	0- 0	0- 0	0- 0				
0- 0	0- 0	0- 0	AWAY	0- 0	0- 0	0- 0				
0- 0	0- 0	0- 0	NEUTRAL	0- 0	0- 0	0- 0				

RPI 1-25				RPI 26-50				RPI 51-100				RPI 101+			
RPI	S	Opponent	Score	RPI	S	Opponent	Score	RPI	S	Opponent	Score	RPI	S	Opponent	Score
				38	A	Texas A&M	51 71	95	H	Fresno St.	62 61	139	H	CSUN	58 42
								98	N	Utah St.	55 46	149	H	Santa Clara	77 46
												183	H	UC Riverside	73 55
												207	A	Nevada	72 51
												253	A	UNLV	86 72
												277	A	Long Beach St.	86 50
												309	H	UC Santa Barbara	82 39
LAST 12 Division I GAMES:															
				38	A	Texas A&M	51 71	139	H	CSUN	58 42				
				309	H	UC Santa Barbara	82 39	253	A	UNLV	86 72				
				277	A	Long Beach St.	86 50	95	H	Fresno St.	62 61				
				183	H	UC Riverside	73 55	207	A	Nevada	72 51				
								98	N	Utah St.	55 46				
								149	H	Santa Clara	77 46				

Non-Div I Games:

Southern California

Average RPI Win:	214	WON-LOST	WINNING	LAST 10	STRENGTH OF	OPP. STRENGTH	TEAM	ADJ.	CONF.	ADJ CONF.
Average RPI Loss:	115	RECORD	PCT. RANK	GAMES	SCHEDULE	OF SCHEDULE	RPI	RPI	RPI	RPI
DIV. I ONLY	6- 4	121	1- 0	232	122	150	150	14	14	
DIV. I NON-CONF.	6- 4	121	1- 0	232	122	150	150	14	14	
-----										
TOTALS	RPI 1-25	RPI 26-50	W-L RECORDS	RPI 51-100	RPI 101-150	RPI 150+				
6- 4	0- 1	0- 0	OVERALL	0- 1	2- 0	4- 2				
4- 0	0- 0	0- 0	HOME	0- 0	1- 0	3- 0				
1- 3	0- 0	0- 0	AWAY	0- 1	0- 0	1- 2				
1- 1	0- 1	0- 0	NEUTRAL	0- 0	1- 0	0- 0				
6- 4	0- 1	0- 0	NON-CONFERENCE	0- 1	2- 0	4- 2				
4- 0	0- 0	0- 0	HOME	0- 0	1- 0	3- 0				
1- 3	0- 0	0- 0	AWAY	0- 1	0- 0	1- 2				
1- 1	0- 1	0- 0	NEUTRAL	0- 0	1- 0	0- 0				
0- 0	0- 0	0- 0	CONFERENCE	0- 0	0- 0	0- 0				
0- 0	0- 0	0- 0	HOME	0- 0	0- 0	0- 0				
0- 0	0- 0	0- 0	AWAY	0- 0	0- 0	0- 0				
0- 0	0- 0	0- 0	NEUTRAL	0- 0	0- 0	0- 0				

RPI 1-25				RPI 26-50				RPI 51-100				RPI 101+ Team's RPI: 150			
RPI	S	Opponent	Score	RPI	S	Opponent	Score	RPI	S	Opponent	Score	RPI	S	Opponent	Score
24	N	Arizona St.	38 <b>82</b>					54	A	UT Martin	94 <b>95</b>	113	H	Northern Ill.	82 73
												114	N	Hartford	72 50
												177	A	Western Ky.	76 <b>83</b>
												205	A	Saint Louis	58 <b>62</b>
												221	H	Southeast Mo. St.	60 40
												241	H	Eastern Ill.	73 59
												297	H	Marshall	58 49
												299	A	Murray St.	65 59
-----															
LAST 12 Division I GAMES:															
299	A	Murray St.	65 59	205	A	Saint Louis	58 <b>62</b>	24	N	Arizona St.	38 <b>82</b>	113	H	Northern Ill.	82 73
241	H	Eastern Ill.	73 59	24	N	Hartford	72 50	177	A	Western Ky.	76 <b>83</b>	297	H	Marshall	58 49
113	H	Northern Ill.	82 73	221	H	Southeast Mo. St.	60 40								
54	A	UT Martin	94 <b>95</b>												

Non-Div I Games:

Southern Ill.



Average RPI Win:	282	WON-LOST	WINNING	LAST 10	STRENGTH OF	OPP. STRENGTH	TEAM	ADJ.	CONF.	ADJ CONF.
Average RPI Loss:	100	RECORD	PCT. RANK	GAMES	SCHEDULE	OF SCHEDULE	RPI	RPI	RPI	RPI
DIV. I ONLY	5- 4	140	0- 0	301	221	271	271	17	17	
DIV. I NON-CONF.	5- 4	140	0- 0	301	221	271	271	17	17	
-----										
TOTALS	RPI 1-25	RPI 26-50	W-L RECORDS	RPI 51-100	RPI 101-150	RPI 150+				
5- 4	0- 1	0- 1	OVERALL	0- 0	0- 1	5- 1				
5- 2	0- 1	0- 0	HOME	0- 0	0- 0	5- 1				
0- 2	0- 0	0- 1	AWAY	0- 0	0- 1	0- 0				
0- 0	0- 0	0- 0	NEUTRAL	0- 0	0- 0	0- 0				
5- 4	0- 1	0- 1	NON-CONFERENCE	0- 0	0- 1	5- 1				
5- 2	0- 1	0- 0	HOME	0- 0	0- 0	5- 1				
0- 2	0- 0	0- 1	AWAY	0- 0	0- 1	0- 0				
0- 0	0- 0	0- 0	NEUTRAL	0- 0	0- 0	0- 0				
0- 0	0- 0	0- 0	CONFERENCE	0- 0	0- 0	0- 0				
0- 0	0- 0	0- 0	HOME	0- 0	0- 0	0- 0				
0- 0	0- 0	0- 0	AWAY	0- 0	0- 0	0- 0				
0- 0	0- 0	0- 0	NEUTRAL	0- 0	0- 0	0- 0				

RPI 1-25				RPI 26-50				RPI 51-100				RPI 101+ Team's RPI: 271			
RPI	S	Opponent	Score	RPI	S	Opponent	Score	RPI	S	Opponent	Score	RPI	S	Opponent	Score
17	H	Mississippi St.	42 86	40	A	Tulane	54 71					146	A	South Alabama	68 77
												196	H	Sam Houston St.	61 65
												219	H	Samford	76 40
												231	H	Grambling	68 47
												270	H	Mississippi Val.	67 60
												338	H	Northwestern St.	69 54
												351	H	Alcorn	66 47
LAST 12 Division I GAMES:															
17	H	Mississippi St.	42 86	270	H	Mississippi Val.	67 60					219	H	Samford	76 40
351	H	Alcorn	66 47	146	A	South Alabama	68 77					231	H	Grambling	68 47
40	A	Tulane	54 71												
338	H	Northwestern St.	69 54												
196	H	Sam Houston St.	61 65												

Non-Div I Games: William Carey 74 48 Blue Mountain (MS) 84 38

Southern Miss.

Average RPI	Win:	0	WON-LOST	WINNING	LAST 10	STRENGTH OF	OPP. STRENGTH	TEAM	ADJ.	CONF.	ADJ CONF.
Average RPI	Loss:	75	RECORD	PCT. RANK	GAMES	SCHEDULE	OF SCHEDULE	RPI	RPI	RPI	RPI
DIV. I ONLY		0- 6		332	0- 0	1	296	109	109	28	28
DIV. I NON-CONF.		0- 6		332	0- 0	1	296	109	109	28	28
-----											
TOTALS	RPI 1-25		RPI 26-50		W-L RECORDS	RPI 51-100		RPI 101-150		RPI 150+	
0- 6	0- 3		0- 0		OVERALL	0- 1		0- 1		0- 1	
0- 1	0- 0		0- 0		HOME	0- 0		0- 1		0- 0	
0- 5	0- 3		0- 0		AWAY	0- 1		0- 0		0- 1	
0- 0	0- 0		0- 0		NEUTRAL	0- 0		0- 0		0- 0	
0- 6	0- 3		0- 0		NON-CONFERENCE	0- 1		0- 1		0- 1	
0- 1	0- 0		0- 0		HOME	0- 0		0- 1		0- 0	
0- 5	0- 3		0- 0		AWAY	0- 1		0- 0		0- 1	
0- 0	0- 0		0- 0		NEUTRAL	0- 0		0- 0		0- 0	
0- 0	0- 0		0- 0		CONFERENCE	0- 0		0- 0		0- 0	
0- 0	0- 0		0- 0		HOME	0- 0		0- 0		0- 0	
0- 0	0- 0		0- 0		AWAY	0- 0		0- 0		0- 0	
0- 0	0- 0		0- 0		NEUTRAL	0- 0		0- 0		0- 0	

RPI 1-25				RPI 26-50				RPI 51-100				RPI 101+ Team's RPI: 109			
RPI	S	Opponent	Score	RPI	S	Opponent	Score	RPI	S	Opponent	Score	RPI	S	Opponent	Score
12	A	Bayl or	49 94					61	A	TCU	40 69	146	H	South Alabama	49 53
16	A	Kentucky	41 91									189	A	Texas Tech	58 76
24	A	Ari zona St.	47 69												
LAST 12 Division I GAMES:															
24	A	Ari zona St.	47 69	189	A	Texas Tech	58 76								
146	H	South Alabama	49 53	61	A	TCU	40 69								
12	A	Bayl or	49 94												
16	A	Kentucky	41 91												

Non-Div I Games: Dillard 61 63 Louisiana Col. 77 53 Wiley 89 58 Millsaps 71 36 Southern U.

Average RPI Win: 174

Average RPI Loss: 129

WON-LOST  
RECORDWINNING  
PCT. RANKLAST 10  
GAMESSTRENGTH OF  
SCHEDULEOPP. STRENGTH  
OF SCHEDULETEAM  
RPIADJ.  
RPICONF.  
RPIADJ CONF.  
RPIDIV. I ONLY  
DIV. I NON-CONF.3- 6  
3- 6237  
2370- 1  
0- 185  
85198  
198214  
214214  
21411  
1111  
11

TOTALS

RPI 1-25

RPI 26-50

W-L RECORDS

RPI 51-100

RPI 101-150

RPI 150+

3- 6

0- 0

0- 0

OVERALL

1- 2

0- 2

2- 2

3- 1

0- 0

0- 0

HOME

1- 0

0- 0

2- 1

0- 5

0- 0

0- 0

AWAY

0- 2

0- 2

0- 1

0- 0

0- 0

0- 0

NEUTRAL

0- 0

0- 0

0- 0

3- 6

0- 0

0- 0

NON-CONFERENCE

1- 2

0- 2

2- 2

3- 1

0- 0

0- 0

HOME

1- 0

0- 0

2- 1

0- 5

0- 0

0- 0

AWAY

0- 2

0- 2

0- 1

0- 0

0- 0

0- 0

NEUTRAL

0- 0

0- 0

0- 0

0- 0

0- 0

0- 0

CONFERENCE

0- 0

0- 0

0- 0

0- 0

0- 0

0- 0

HOME

0- 0

0- 0

0- 0

0- 0

0- 0

0- 0

AWAY

0- 0

0- 0

0- 0

0- 0

0- 0

0- 0

NEUTRAL

0- 0

0- 0

0- 0

RPI 1-25

RPI 26-50

RPI 51-100

RPI 101+







Team's RPI: 214













RPI S Opponent Score

RPI S Opponent Score



















RPI S Opponent Score

RPI S Opponent Score

69   BYU 67 64  
 82   Boise St. 53 88  
 96   UC Davis 45 68

108   UC Irvine 58 75  
 138   Oral Roberts 59 64  
 169   Denver 70 71  
 172   San Diego 69 59  
 183   UC Riverside 50 56  
 282   Utah Valley 60 59

LAST 12 Division I GAMES:

183   UC Riverside 50 56  
 82   Boise St. 53 88  
 172   San Diego 69 59  
 169   Denver 70 71  
 282   Utah Valley 60 59  
 138   Oral Roberts 59 64  
 69   BYU 67 64  
 96   UC Davis 45 68  
 108   UC Irvine 58 75

Non-Div I Games:

Southern Utah

Average RPI Win: 293  
Average RPI Loss: 146

WON-LOST  
RECORD

WINNING  
PCT. RANK

LAST 10  
GAMES

STRENGTH OF  
SCHEDULE

OPP. STRENGTH  
OF SCHEDULE

TEAM  
RPI

ADJ.  
RPI

CONF.  
RPI

ADJ CONF.  
RPI

DIV. I ONLY	3- 8	265	0- 1	108	318	249	249	16	16
DIV. I NON-CONF.	3- 8	265	0- 1	108	318	249	249	16	16
<hr/>									
TOTALS	RPI 1-25	RPI 26-50	W-L RECORDS	RPI 51-100	RPI 101-150	RPI 150+			
3- 8	0- 0	0- 1	OVERALL	0- 1	0- 3	3- 3			
2- 3	0- 0	0- 1	HOME	0- 0	0- 1	2- 1			
1- 4	0- 0	0- 0	AWAY	0- 0	0- 2	1- 2			
0- 1	0- 0	0- 0	NEUTRAL	0- 1	0- 0	0- 0			
3- 8	0- 0	0- 1	NON-CONFERENCE	0- 1	0- 3	3- 3			
2- 3	0- 0	0- 1	HOME	0- 0	0- 1	2- 1			
1- 4	0- 0	0- 0	AWAY	0- 0	0- 2	1- 2			
0- 1	0- 0	0- 0	NEUTRAL	0- 1	0- 0	0- 0			
0- 0	0- 0	0- 0	CONFERENCE	0- 0	0- 0	0- 0			
0- 0	0- 0	0- 0	HOME	0- 0	0- 0	0- 0			
0- 0	0- 0	0- 0	AWAY	0- 0	0- 0	0- 0			
0- 0	0- 0	0- 0	NEUTRAL	0- 0	0- 0	0- 0			

RPI 1-25				RPI 26-50				RPI 51-100				RPI 101+ Team's RPI: 249			
RPI	S	Opponent	Score	RPI	S	Opponent	Score	RPI	S	Opponent	Score	RPI	S	Opponent	Score
				39	H	Bucknell	46 77	75	N	Ohio	53 70	101	A	Penn St.	65 80
												141	A	Georgia	40 67
												143	H	Kent St.	64 76
												169	A	Denver	62 76
												243	A	Akron	58 67
												254	H	Hofstra	59 67
												265	H	Siena	74 58
												286	A	Niagara	76 48
												328	H	Canisius	100 94
<hr/>															
LAST 12 Division I GAMES:															
143	H	Kent St.	64 76	169	A	Denver	62 76	101	A	Penn St.	65 80	75	N	Ohio	53 70
265	H	Siena	74 58	254	H	Hofstra	59 67	328	H	Canisius	100 94	141	A	Georgia	40 67
243	A	Akron	58 67	286	A	Niagara	76 48								
39	H	Bucknell	46 77												

Non-Div I Games:

St. Bonaventure

Average RPI Win:	297	WON-LOST	WINNING	LAST 10	STRENGTH OF	OPP. STRENGTH	TEAM	ADJ.	CONF.	ADJ CONF.
Average RPI Loss:	225	RECORD	PCT. RANK	GAMES	SCHEDULE	OF SCHEDULE	RPI	RPI	RPI	RPI
DIV. I ONLY	5- 5	163	0- 1	338	285	302	302	31	31	
DIV. I NON-CONF.	5- 5	163	0- 1	338	285	302	302	31	31	
-----										
TOTALS	RPI 1-25	RPI 26-50	W-L RECORDS	RPI 51-100	RPI 101-150	RPI 150+				
5- 5	0- 0	0- 0	OVERALL	0- 2	0- 0	5- 3				
2- 2	0- 0	0- 0	HOME	0- 1	0- 0	2- 1				
2- 2	0- 0	0- 0	AWAY	0- 1	0- 0	2- 1				
1- 1	0- 0	0- 0	NEUTRAL	0- 0	0- 0	1- 1				
5- 5	0- 0	0- 0	NON-CONFERENCE	0- 2	0- 0	5- 3				
2- 2	0- 0	0- 0	HOME	0- 1	0- 0	2- 1				
2- 2	0- 0	0- 0	AWAY	0- 1	0- 0	2- 1				
1- 1	0- 0	0- 0	NEUTRAL	0- 0	0- 0	1- 1				
0- 0	0- 0	0- 0	CONFERENCE	0- 0	0- 0	0- 0				
0- 0	0- 0	0- 0	HOME	0- 0	0- 0	0- 0				
0- 0	0- 0	0- 0	AWAY	0- 0	0- 0	0- 0				
0- 0	0- 0	0- 0	NEUTRAL	0- 0	0- 0	0- 0				

RPI 1-25				RPI 26-50				RPI 51-100				RPI 101+				Team's RPI: 302
RPI	S	Opponent	Score	RPI	S	Opponent	Score	RPI	S	Opponent	Score	RPI	S	Opponent	Score	
								97	A	Seton Hall I	77 100	211	A	Morehead St.	101 94	
								99	H	Princeton	64 83	281	H	Saint Peter's	74 70	
												304	N	Valparaiso	76 78	
												312	H	Albany (NY)	60 67	
												313	A	Army West Point	57 69	
												324	A	Loyola Maryland	75 70	
												329	N	Chicago St.	110 73	
												339	H	Manhattan	73 65	
LAST 12 Division I GAMES:																
				99	H	Princeton	64 83	211	A	Morehead St.	101 94					
				312	H	Albany (NY)	60 67	304	N	Valparaiso	76 78					
				281	H	Saint Peter's	74 70	329	N	Chicago St.	110 73					
				324	A	Loyola Maryland	75 70	339	H	Manhattan	73 65					
				313	A	Army West Point	57 69									
				97	A	Seton Hall I	77 100									

Non-Div I Games: Mercy 102 51

St. Francis Brooklyn

Average RPI	Win:	237	WON-LOST	WINNING	LAST 10	STRENGTH OF	OPP. STRENGTH	TEAM	ADJ.	CONF.	ADJ CONF.
Average RPI	Loss:	29	RECORD	PCT. RANK	GAMES	SCHEDULE	OF SCHEDULE	RPI	RPI	RPI	RPI
DIV. I ONLY		7- 3		84	1- 0	162	89	80	80	4	4
DIV. I NON-CONF.		7- 3		84	1- 0	162	89	80	80	4	4
-----											
TOTALS	RPI 1-25		RPI 26-50		W-L RECORDS	RPI 51-100		RPI 101-150		RPI 150+	
7- 3	0- 2		0- 0		OVERALL	0- 1		2- 0		5- 0	
2- 1	0- 1		0- 0		HOME	0- 0		1- 0		1- 0	
3- 1	0- 0		0- 0		AWAY	0- 1		0- 0		3- 0	
2- 1	0- 1		0- 0		NEUTRAL	0- 0		1- 0		1- 0	
7- 3	0- 2		0- 0		NON-CONFERENCE	0- 1		2- 0		5- 0	
2- 1	0- 1		0- 0		HOME	0- 0		1- 0		1- 0	
3- 1	0- 0		0- 0		AWAY	0- 1		0- 0		3- 0	
2- 1	0- 1		0- 0		NEUTRAL	0- 0		1- 0		1- 0	
0- 0	0- 0		0- 0		CONFERENCE	0- 0		0- 0		0- 0	
0- 0	0- 0		0- 0		HOME	0- 0		0- 0		0- 0	
0- 0	0- 0		0- 0		AWAY	0- 0		0- 0		0- 0	
0- 0	0- 0		0- 0		NEUTRAL	0- 0		0- 0		0- 0	

RPI 1-25				RPI 26-50				RPI 51-100				RPI 101+			
RPI	S	Opponent	Score	RPI	S	Opponent	Score	RPI	S	Opponent	Score	RPI	S	Opponent	Score
2	N	UConn	55 65					66	A	Wake Forest	59 64	112	N	Purdue	68 62
18	H	Florida St.	53 57									119	H	Yale	56 52
												240	N	Ole Miss	64 59
												248	A	Iona	61 35
												285	A	La Salle	83 57
												313	A	Army West Point	60 49
												342	H	Delaware St.	82 44
-----															
LAST 12 Division I GAMES:															
119	H	Yale	56 52	285	A	La Salle	83 57								
66	A	Wake Forest	59 64	18	H	Florida St.	53 57								
342	H	Delaware St.	82 44	313	A	Army West Point	60 49								
240	N	Ole Miss	64 59	248	A	Iona	61 35								
2	N	UConn	55 65												
112	N	Purdue	68 62												

Non-Div I Games:

St. John's (NY)

Average RPI Win: 130

Average RPI Loss: 21

WON-LOST  
RECORDWINNING  
PCT. RANKLAST 10  
GAMESSTRENGTH OF  
SCHEDULEOPP. STRENGTH  
OF SCHEDULETEAM  
RPIADJ.  
RPICONF.  
RPIADJ CONF.  
RPIDIV. I ONLY  
DIV. I NON-CONF.8- 1  
8- 127  
271- 0  
1- 010  
10155  
1555  
55  
52  
22  
2

TOTALS

RPI 1-25

RPI 26-50

W-L RECORDS

RPI 51-100

RPI 101-150

RPI 150+

8- 1 2- 1

0- 0

OVERALL

2- 0

1- 0

3- 0

4- 0 1- 0

0- 0

HOME

1- 0

0- 0

2- 0

2- 1 1- 1

0- 0

AWAY

0- 0

0- 0

1- 0

2- 0 0- 0

0- 0

NEUTRAL

1- 0

1- 0

0- 0

8- 1 2- 1

0- 0

NON-CONFERENCE

2- 0

1- 0

3- 0

4- 0 1- 0

0- 0

HOME

1- 0

0- 0

2- 0

2- 1 1- 1

0- 0

AWAY

0- 0

0- 0

1- 0

2- 0 0- 0

0- 0

NEUTRAL

1- 0

1- 0

0- 0

0- 0 0- 0

0- 0

CONFERENCE

0- 0

0- 0

0- 0

0- 0 0- 0

0- 0

HOME

0- 0

0- 0

0- 0

0- 0 0- 0

0- 0

AWAY

0- 0

0- 0

0- 0

0- 0 0- 0

0- 0

NEUTRAL

0- 0

0- 0

0- 0

RPI 1-25 Team's RPI: 5

RPI 26-50

RPI 51-100

RPI 101+

RPI	S	Opponent	Score
12	H	Bayl or	68 63
19	A	Tennessee	95 85
21	A	Gonzaga	73 79

RPI	S	Opponent	Score
-----	---	----------	-------

RPI	S	Opponent	Score
93	N	FGCU	88 65
96	H	UC Davi s	71 43

RPI	S	Opponent	Score
148	N	Ameri can	71 49
163	H	Idaho	115 71
246	H	San Franci sco	96 62
266	A	Hawai i	81 59

LAST 12 Division I GAMES:

148	N	Ameri can	71	49	19	A	Tennessee	95	85
93	N	FGCU	88	65	12	H	Bayl or	68	63
246	H	San Franci sco	96	62	21	A	Gonzaga	73	79
163	H	Idaho	115	71	266	A	Hawai i	81	59
96	H	UC Davi s	71	43					

Non-Div I Games:

Stanford

Stetson

Stetson					Through Games Of Dec. 19, 2018										
Average RPI	Win:	226	WON-LOST RECORD	WINNING PCT. RANK	LAST 10 GAMES	STRENGTH OF SCHEDULE	OPP. STRENGTH OF SCHEDULE	TEAM RPI	ADJ. RPI	CONF. RPI	ADJ CONF. RPI				
DIV. I ONLY			1- 8	318	1- 0	52	121	244	244	26	26				
DIV. I NON-CONF.			1- 8	318	1- 0	52	121	244	244	26	26				
-----															
TOTALS		RPI 1-25	RPI 26-50		W-L RECORDS		RPI 51-100	RPI 101-150	RPI 150+						
1- 8		0- 2	0- 0		OVERALL		0- 2	0- 2	1- 2						
1- 1		0- 1	0- 0		HOME		0- 0	0- 0	1- 0						
0- 4		0- 1	0- 0		AWAY		0- 1	0- 1	0- 1						
0- 3		0- 0	0- 0		NEUTRAL		0- 1	0- 1	0- 1						
1- 8		0- 2	0- 0		NON-CONFERENCE		0- 2	0- 2	1- 2						
1- 1		0- 1	0- 0		HOME		0- 0	0- 0	1- 0						
0- 4		0- 1	0- 0		AWAY		0- 1	0- 1	0- 1						
0- 3		0- 0	0- 0		NEUTRAL		0- 1	0- 1	0- 1						
0- 0		0- 0	0- 0		CONFERENCE		0- 0	0- 0	0- 0						
0- 0		0- 0	0- 0		HOME		0- 0	0- 0	0- 0						
0- 0		0- 0	0- 0		AWAY		0- 0	0- 0	0- 0						
0- 0		0- 0	0- 0		NEUTRAL		0- 0	0- 0	0- 0						
-----															
RPI 1-25				RPI 26-50				RPI 51-100				RPI 101+ Team's RPI: 244			
RPI	S	Opponent	Score	RPI	S	Opponent	Score	RPI	S	Opponent	Score	RPI	S	Opponent	Score
14	H	UCF	55 78					60	A	Texas	46 65	105	N	Wright St.	44 57
19	A	Tennessee	55 65					89	N	Marist	69 76	106	A	Al abama	47 59

Stetson

Non-Div I Games: Webber Int'l 80 52

Stetson



Average RPI Win:	257	WON-LOST	WINNING	LAST 10	STRENGTH OF	OPP. STRENGTH	TEAM	ADJ.	CONF.	ADJ CONF.
Average RPI Loss:	50	RECORD	PCT. RANK	GAMES	SCHEDULE	OF SCHEDULE	RPI	RPI	RPI	RPI
DIV. I ONLY	9- 2	39	0- 1	291	195	107	107	22	22	
DIV. I NON-CONF.	9- 2	39	0- 1	291	195	107	107	22	22	
-----										
TOTALS	RPI 1-25	RPI 26-50	W-L RECORDS	RPI 51-100	RPI 101-150	RPI 150+				
9- 2	0- 0	0- 1	OVERALL	0- 1	1- 0	8- 0				
5- 0	0- 0	0- 0	HOME	0- 0	0- 0	5- 0				
4- 2	0- 0	0- 1	AWAY	0- 1	1- 0	3- 0				
0- 0	0- 0	0- 0	NEUTRAL	0- 0	0- 0	0- 0				
9- 2	0- 0	0- 1	NON-CONFERENCE	0- 1	1- 0	8- 0				
5- 0	0- 0	0- 0	HOME	0- 0	0- 0	5- 0				
4- 2	0- 0	0- 1	AWAY	0- 1	1- 0	3- 0				
0- 0	0- 0	0- 0	NEUTRAL	0- 0	0- 0	0- 0				
0- 0	0- 0	0- 0	CONFERENCE	0- 0	0- 0	0- 0				
0- 0	0- 0	0- 0	HOME	0- 0	0- 0	0- 0				
0- 0	0- 0	0- 0	AWAY	0- 0	0- 0	0- 0				
0- 0	0- 0	0- 0	NEUTRAL	0- 0	0- 0	0- 0				

RPI	S	Opponent	Score	RPI	S	Opponent	Score	RPI	S	Opponent	Score	RPI	S	Opponent	Score
46	A	Toledo	80	53	A	Rutgers	61	101	A	Penn St.	70	198	A	Sacred Heart	58
								232	H	Ga. Southern	43	248	A	Iona	51
								254	H	Hofstra	49	264	H	Cornell	61
								331	H	Wagner	45	339	A	Manhattan	48
								343	H	Fairleigh Dickinson	49				
LAST 12 Division I GAMES:															
46	A	Toledo	80	198	A	Sacred Heart	58	264	H	Cornell	61	101	A	Penn St.	70
331	H	Wagner	45	232	H	Ga. Southern	43	339	A	Manhattan	48	254	H	Hofstra	49
248	A	Iona	51												
343	H	Fairleigh Dickinson	49												
53	A	Rutgers	61												

Non-Div I Games: SUNY New Paltz 87 50

Stony Brook

Average RPI Win:	146	WON-LOST	WINNING	LAST 10	STRENGTH OF	OPP. STRENGTH	TEAM	ADJ.	CONF.	ADJ CONF.
Average RPI Loss:	20	RECORD	PCT. RANK	GAMES	SCHEDULE	OF SCHEDULE	RPI	RPI	RPI	RPI
DIV. I ONLY	9- 2	39	1- 0	33	130	13	13	1	1	
DIV. I NON-CONF.	9- 2	39	1- 0	33	130	13	13	1	1	
-----										
TOTALS	RPI 1-25	RPI 26-50	W-L RECORDS	RPI 51-100	RPI 101-150	RPI 150+				
9- 2	0- 1	3- 1	OVERALL	2- 0	0- 0	4- 0				
6- 0	0- 0	2- 0	HOME	0- 0	0- 0	4- 0				
0- 2	0- 1	0- 1	AWAY	0- 0	0- 0	0- 0				
3- 0	0- 0	1- 0	NEUTRAL	2- 0	0- 0	0- 0				
9- 2	0- 1	3- 1	NON-CONFERENCE	2- 0	0- 0	4- 0				
6- 0	0- 0	2- 0	HOME	0- 0	0- 0	4- 0				
0- 2	0- 1	0- 1	AWAY	0- 0	0- 0	0- 0				
3- 0	0- 0	1- 0	NEUTRAL	2- 0	0- 0	0- 0				
0- 0	0- 0	0- 0	CONFERENCE	0- 0	0- 0	0- 0				
0- 0	0- 0	0- 0	HOME	0- 0	0- 0	0- 0				
0- 0	0- 0	0- 0	AWAY	0- 0	0- 0	0- 0				
0- 0	0- 0	0- 0	NEUTRAL	0- 0	0- 0	0- 0				

RPI	S	Opponent	Score	RPI	S	Opponent	Score	RPI	S	Opponent	Score	RPI	S	Opponent	Score
4	A	Oregon	73 75	36	A	Minnesota	68 72	87	N	Kansas St.	70 61	181	H	Towson	98 55
				38	H	Texas A&M	75 65	99	N	Princeton	92 61	226	H	North Dakota	85 49
				39	H	Bucknell I	70 56					286	H	Niagara	94 45
				48	N	DePaul	83 81					308	H	UMES	96 51
LAST 12 Division I GAMES:															
				286	H	Niagara	94 45	99	N	Princeton	92 61				
				308	H	UMES	96 51	87	N	Kansas St.	70 61				
				181	H	Towson	98 55	39	H	Bucknell I	70 56				
				36	A	Minnesota	68 72	38	H	Texas A&M	75 65				
				48	N	DePaul	83 81	4	A	Oregon	73 75				
								226	H	North Dakota	85 49				

Non-Div I Games:

Syracuse



Average RPI Win:	297	WON-LOST	WINNING	LAST 10	STRENGTH OF	OPP. STRENGTH	TEAM	ADJ.	CONF.	ADJ CONF.
Average RPI Loss:	89	RECORD	PCT. RANK	GAMES	SCHEDULE	OF SCHEDULE	RPI	RPI	RPI	RPI
DIV. I ONLY	3- 6	237	0- 1	218	93	225	225	8	8	
DIV. I NON-CONF.	3- 6	237	0- 1	218	93	225	225	8	8	
-----										
TOTALS	RPI 1-25	RPI 26-50	W-L RECORDS	RPI 51-100	RPI 101-150	RPI 150+				
3- 6	0- 1	0- 2	OVERALL	0- 1	0- 1	3- 1				
2- 0	0- 0	0- 0	HOME	0- 0	0- 0	2- 0				
1- 5	0- 1	0- 2	AWAY	0- 1	0- 0	1- 1				
0- 1	0- 0	0- 0	NEUTRAL	0- 0	0- 1	0- 0				
3- 6	0- 1	0- 2	NON-CONFERENCE	0- 1	0- 1	3- 1				
2- 0	0- 0	0- 0	HOME	0- 0	0- 0	2- 0				
1- 5	0- 1	0- 2	AWAY	0- 1	0- 0	1- 1				
0- 1	0- 0	0- 0	NEUTRAL	0- 0	0- 1	0- 0				
0- 0	0- 0	0- 0	CONFERENCE	0- 0	0- 0	0- 0				
0- 0	0- 0	0- 0	HOME	0- 0	0- 0	0- 0				
0- 0	0- 0	0- 0	AWAY	0- 0	0- 0	0- 0				
0- 0	0- 0	0- 0	NEUTRAL	0- 0	0- 0	0- 0				

RPI 1-25				RPI 26-50				RPI 51-100				RPI 101+ Team's RPI: 225							
RPI	S	Opponent	Score	RPI	S	Opponent	Score	RPI	S	Opponent	Score	RPI	S	Opponent	Score				
25	A	Miami (FL)	61 73	29	A	Villanova	68 76	89	A	Marist	68 74	102	N	Radford	50 56				
				48	A	DePaul	88 102					240	A	Ole Miss	55 62				
												248	H	Iona	59 39				
												301	A	Saint Joseph's	58 52				
												342	H	Delaware St.	75 61				
LAST 12 Division I GAMES:																			
25	A	Miami (FL)	61 73	29	A	Villanova	68 76	248	H	Iona	59 39								
102	N	Radford	50 56	48	A	DePaul	88 102												
89	A	Marist	68 74																
240	A	Ole Miss	55 62																
301	A	Saint Joseph's	58 52																
342	H	Delaware St.	75 61																

Non-Div I Games:

Temple

# Tennessee

T  
e  
n  
n  
e  
s  
s  
e  
e

Tennessee

Average RPI Win:	0	WON-LOST	WINNING	LAST 10	STRENGTH OF	OPP. STRENGTH	TEAM	ADJ.	CONF.	ADJ CONF.
Average RPI Loss:	159	RECORD	PCT. RANK	GAMES	SCHEDULE	OF SCHEDULE	RPI	RPI	RPI	RPI
DIV. I ONLY	0- 11	332	0- 1	67	267	292	292	21	21	
DIV. I NON-CONF.	0- 11	332	0- 1	67	267	292	292	21	21	
-----										
TOTALS	RPI 1-25	RPI 26-50	W-L RECORDS	RPI 51-100	RPI 101-150	RPI 150+				
0- 11	0- 1	0- 2	OVERALL	0- 0	0- 3	0- 5				
0- 1	0- 0	0- 0	HOME	0- 0	0- 1	0- 0				
0- 7	0- 1	0- 1	AWAY	0- 0	0- 0	0- 5				
0- 3	0- 0	0- 1	NEUTRAL	0- 0	0- 2	0- 0				
0- 11	0- 1	0- 2	NON-CONFERENCE	0- 0	0- 3	0- 5				
0- 1	0- 0	0- 0	HOME	0- 0	0- 1	0- 0				
0- 7	0- 1	0- 1	AWAY	0- 0	0- 0	0- 5				
0- 3	0- 0	0- 1	NEUTRAL	0- 0	0- 2	0- 0				
0- 0	0- 0	0- 0	CONFERENCE	0- 0	0- 0	0- 0				
0- 0	0- 0	0- 0	HOME	0- 0	0- 0	0- 0				
0- 0	0- 0	0- 0	AWAY	0- 0	0- 0	0- 0				
0- 0	0- 0	0- 0	NEUTRAL	0- 0	0- 0	0- 0				

RPI 1-25				RPI 26-50				RPI 51-100				RPI 101+ Team's RPI: 292			
RPI	S	Opponent	Score	RPI	S	Opponent	Score	RPI	S	Opponent	Score	RPI	S	Opponent	Score
11	A	Louisville	52 107	48	A	DePaul	73 95					115	N	Pittsburgh	56 78
				49	N	Arkansas	55 79					145	N	Wisconsin	53 58
												146	H	South Alabama	56 78
												170	A	Vanderbilt	63 89
												178	A	Troy	67 92
												263	A	Alabama A&M	57 67
												297	A	Marshall	59 80
												323	A	Lipscomb	62 64
-----															
LAST 12 Division I GAMES:															
48	A	DePaul	73 95	146	H	South Alabama	56 78	115	N	Pittsburgh	56 78	145	N	Wisconsin	53 58
297	A	Marshall	59 80	49	N	Arkansas	55 79	170	A	Vanderbilt	63 89	178	A	Troy	67 92
11	A	Louisville	52 107												
263	A	Alabama A&M	57 67												
323	A	Lipscomb	62 64												

Non-Div I Games:

Tennessee St.

Average RPI Win:	228	WON-LOST	WINNING	LAST 10	STRENGTH OF	OPP. STRENGTH	TEAM	ADJ.	CONF.	ADJ CONF.
Average RPI Loss:	55	RECORD	PCT. RANK	GAMES	SCHEDULE	OF SCHEDULE	RPI	RPI	RPI	RPI
DIV. I ONLY	5- 3	116	1- 0	120	165	79	79	21	21	
DIV. I NON-CONF.	5- 3	116	1- 0	120	165	79	79	21	21	
-----										
TOTALS	RPI 1-25	RPI 26-50	W-L RECORDS	RPI 51-100	RPI 101-150	RPI 150+				
5- 3	0- 1	0- 1	OVERALL	1- 1	0- 0	4- 0				
3- 0	0- 0	0- 0	HOME	1- 0	0- 0	2- 0				
2- 2	0- 0	0- 1	AWAY	0- 1	0- 0	2- 0				
0- 1	0- 1	0- 0	NEUTRAL	0- 0	0- 0	0- 0				
5- 3	0- 1	0- 1	NON-CONFERENCE	1- 1	0- 0	4- 0				
3- 0	0- 0	0- 0	HOME	1- 0	0- 0	2- 0				
2- 2	0- 0	0- 1	AWAY	0- 1	0- 0	2- 0				
0- 1	0- 1	0- 0	NEUTRAL	0- 0	0- 0	0- 0				
0- 0	0- 0	0- 0	CONFERENCE	0- 0	0- 0	0- 0				
0- 0	0- 0	0- 0	HOME	0- 0	0- 0	0- 0				
0- 0	0- 0	0- 0	AWAY	0- 0	0- 0	0- 0				
0- 0	0- 0	0- 0	NEUTRAL	0- 0	0- 0	0- 0				

RPI 1-25				RPI 26-50				RPI 51-100				RPI 101+			
RPI	S	Opponent	Score	RPI	S	Opponent	Score	RPI	S	Opponent	Score	RPI	S	Opponent	Score
23	N	Old Dominion	73 80	49	A	Arkansas	42 65	58	H	Middle Tenn.	68 64	186	H	UNC Asheville	60 53
								92	A	Xavier	60 70	236	A	Wichita St.	55 45
												314	H	Western Caro.	77 58
												346	A	Charleston So.	77 55
-----															
LAST 12 Division I GAMES:															
186	H	UNC Asheville	60 53	346	A	Charleston So.	77 55	58	H	Middle Tenn.	68 64	236	A	Wichita St.	55 45
49	A	Arkansas	42 65	314	H	Western Caro.	77 58	92	A	Xavier	60 70	23	N	Old Dominion	73 80
236	A	Wichita St.	55 45												
23	N	Old Dominion	73 80												

Non-Div I Games: Cumberland (TN) 88 55

Tennessee Tech

Average RPI Win: **183**  
 Average RPI Loss: **18**

WON-LOST  
RECORD

WINNING  
PCT. RANK

LAST 10  
GAMES

STRENGTH OF  
SCHEDULE

OPP. STRENGTH  
OF SCHEDULE

TEAM  
RPI

ADJ.  
RPI

CONF.  
RPI

ADJ CONF.  
RPI

DIV. I ONLY  
DIV. I NON-CONF.

8- 2  
8- 2

48  
48

2- 0  
2- 0

134  
134

76  
76

60  
60

60  
60

6  
6

6  
6

TOTALS

RPI 1-25

RPI 26-50

W-L RECORDS

RPI 51-100

RPI 101-150

RPI 150+

8- 2

0- 2

1- 0

OVERALL

2- 0

0- 0

5- 0

4- 2

0- 2

1- 0

HOME

0- 0

0- 0

3- 0

1- 0

0- 0

0- 0

AWAY

0- 0

0- 0

1- 0

3- 0

0- 0

0- 0

NEUTRAL

2- 0

0- 0

1- 0

8- 2

0- 2

1- 0

NON-CONFERENCE

2- 0

0- 0

5- 0

4- 2

0- 2

1- 0

HOME

0- 0

0- 0

3- 0

1- 0

0- 0

0- 0

AWAY

0- 0

0- 0

1- 0

3- 0

0- 0

0- 0

NEUTRAL

2- 0

0- 0

1- 0

0- 0

0- 0

0- 0

CONFERENCE

0- 0

0- 0

0- 0

0- 0

0- 0

0- 0

HOME

0- 0

0- 0

0- 0

0- 0

0- 0

0- 0

AWAY

0- 0

0- 0

0- 0

0- 0

0- 0

0- 0

NEUTRAL

0- 0

0- 0

0- 0

RPI 1-25

RPI 26-50

RPI 51-100 Team's RPI: 60

RPI 101+

RPI S Opponent Score  
 17 H Mississippi St. 49 67  
 19 H Tennessee 82 88

RPI S Opponent Score  
 45 H Duquesne 78 41

RPI S Opponent Score  
 65 N Quinnipiac 56 55  
 67 N Michigan 69 52

RPI S Opponent Score  
 159 N Fordham 72 54  
 244 H Stetson 65 46  
 269 A North Texas 64 54  
 278 H UTSA 98 54  
 335 H McNeese 96 40

LAST 12 Division I GAMES:

244 H Stetson 65 46  
 19 H Tennessee 82 88  
 17 H Mississippi St. 49 67  
 278 H UTSA 98 54  
 65 N Quinnipiac 56 55  
 335 H McNeese 96 40

159 N Fordham 72 54  
 67 N Michigan 69 52  
 269 A North Texas 64 54  
 45 H Duquesne 78 41

Non-Div I Games:

Texas



Average RPI		Win: 160	WON-LOST	WINNING	LAST 10	STRENGTH OF		OPP. STRENGTH	TEAM	ADJ.	CONF.	ADJ CONF.
Loss: 28			RECORD	PCT. RANK	GAMES	SCHEDULE		OF SCHEDULE	RPI	RPI	RPI	RPI
DIV. I ONLY		9- 2		39	1- 0	107		90	38	38	5	5
DIV. I NON-CONF.		9- 2		39	1- 0	107		90	38	38	5	5
-----												
TOTALS		RPI 1-25		RPI 26-50		W-L RECORDS		RPI 51-100	RPI 101-150		RPI 150+	
9- 2		0- 1		0- 1		OVERALL		2- 0	2- 0		5- 0	
5- 1		0- 0		0- 1		HOME		1- 0	1- 0		3- 0	
2- 1		0- 1		0- 0		AWAY		0- 0	1- 0		1- 0	
2- 0		0- 0		0- 0		NEUTRAL		1- 0	0- 0		1- 0	
9- 2		0- 1		0- 1		NON-CONFERENCE		2- 0	2- 0		5- 0	
5- 1		0- 0		0- 1		HOME		1- 0	1- 0		3- 0	
2- 1		0- 1		0- 0		AWAY		0- 0	1- 0		1- 0	
2- 0		0- 0		0- 0		NEUTRAL		1- 0	0- 0		1- 0	
0- 0		0- 0		0- 0		CONFERENCE		0- 0	0- 0		0- 0	
0- 0		0- 0		0- 0		HOME		0- 0	0- 0		0- 0	
0- 0		0- 0		0- 0		AWAY		0- 0	0- 0		0- 0	
0- 0		0- 0		0- 0		NEUTRAL		0- 0	0- 0		0- 0	

RPI 1-25				RPI 26-50				Team's RPI: 38				RPI 51-100				RPI 101+			
RPI	S	Opponent	Score	RPI	S	Opponent	Score	RPI	S	Opponent	Score	RPI	S	Opponent	Score	RPI	S	Opponent	Score
13	A	Syracuse	65 75	42	H	Lamar University	68 74	56	H	Southern California	71 51	128	A	Houston	68 52				
								91	N	Oregon St.	76 70	129	H	Rice	65 54				
												158	A	Little Rock	61 40				
												168	H	Arkansas St.	97 56				
												183	N	UC Riverside	70 63				
												213	H	Jacksonville	73 53				
												311	H	Central Ark.	84 27				
LAST 12 Division I GAMES:																			
128	A	Houston	68 52	56	H	Southern California	71 51												
42	H	Lamar University	68 74	91	N	Oregon St.	76 70												
168	H	Arkansas St.	97 56	183	N	UC Riverside	70 63												
158	A	Little Rock	61 40	311	H	Central Ark.	84 27												
13	A	Syracuse	65 75	129	H	Rice	65 54												
213	H	Jacksonville	73 53																

Non-Div I Games:

Texas A&amp;M

Average RPI Win:	339	WON-LOST	WINNING	LAST 10	STRENGTH OF	OPP. STRENGTH	TEAM	ADJ.	CONF.	ADJ CONF.
Average RPI Loss:	95	RECORD	PCT. RANK	GAMES	SCHEDULE	OF SCHEDULE	RPI	RPI	RPI	RPI
DIV. I ONLY	2- 6	269	0- 1	115	300	209	209	28	28	
DIV. I NON-CONF.	2- 6	269	0- 1	115	300	209	209	28	28	
-----										
TOTALS	RPI 1-25	RPI 26-50	W-L RECORDS	RPI 51-100	RPI 101-150	RPI 150+				
2- 6	0- 0	0- 2	OVERALL	0- 1	0- 2	2- 1				
0- 0	0- 0	0- 0	HOME	0- 0	0- 0	0- 0				
2- 4	0- 0	0- 2	AWAY	0- 1	0- 1	2- 0				
0- 2	0- 0	0- 0	NEUTRAL	0- 0	0- 1	0- 1				
2- 6	0- 0	0- 2	NON-CONFERENCE	0- 1	0- 2	2- 1				
0- 0	0- 0	0- 0	HOME	0- 0	0- 0	0- 0				
2- 4	0- 0	0- 2	AWAY	0- 1	0- 1	2- 0				
0- 2	0- 0	0- 0	NEUTRAL	0- 0	0- 1	0- 1				
0- 0	0- 0	0- 0	CONFERENCE	0- 0	0- 0	0- 0				
0- 0	0- 0	0- 0	HOME	0- 0	0- 0	0- 0				
0- 0	0- 0	0- 0	AWAY	0- 0	0- 0	0- 0				
0- 0	0- 0	0- 0	NEUTRAL	0- 0	0- 0	0- 0				

RPI 1-25				RPI 26-50				RPI 51-100				RPI 101+ Team's RPI: 209			
RPI	S	Opponent	Score	RPI	S	Opponent	Score	RPI	S	Opponent	Score	RPI	S	Opponent	Score
				26	A	Michigan St.	45 91	68	A	SFA	55 74	129	A	Rice	71 76
				40	A	Tulane	56 62					132	N	Abilene Christian	39 81
												174	N	Nicholls St.	57 58
												334	A	UTRGV	69 55
												344	A	Savannah St.	65 41
LAST 12 Division I GAMES:															
				132	N	Abilene Christian	39 81	68	A	SFA	55 74				
				129	A	Rice	71 76	334	A	UTRGV	69 55				
				40	A	Tulane	56 62	26	A	Michigan St.	45 91				
								344	A	Savannah St.	65 41				
								174	N	Nicholls St.	57 58				

Non-Div I Games: Paul Quinn 83 54

Texas Southern

Average RPI Win: 258

Average RPI Loss: 95

WON-LOST  
RECORDWINNING  
PCT. RANKLAST 10  
GAMESSTRENGTH OF  
SCHEDULEOPP. STRENGTH  
OF SCHEDULETEAM  
RPIADJ.  
RPICONF.  
RPIADJ CONF.  
RPIDIV. I ONLY  
DIV. I NON-CONF.3- 5  
3- 5226  
2260- 1  
0- 1113  
113183  
183175  
175175  
17519  
1919  
19

TOTALS

RPI 1-25

RPI 26-50

W-L RECORDS

RPI 51-100

RPI 101-150

RPI 150+

3- 5

0- 0

0- 1

OVERALL

0- 1

0- 3

3- 0

1- 2

0- 0

0- 0

HOME

0- 0

0- 2

1- 0

2- 3

0- 0

0- 1

AWAY

0- 1

0- 1

2- 0

0- 0

0- 0

0- 0

NEUTRAL

0- 0

0- 0

0- 0

3- 5

0- 0

0- 1

NON-CONFERENCE

0- 1

0- 3

3- 0

1- 2

0- 0

0- 0

HOME

0- 0

0- 2

1- 0

2- 3

0- 0

0- 1

AWAY

0- 1

0- 1

2- 0

0- 0

0- 0

0- 0

NEUTRAL

0- 0

0- 0

0- 0

0- 0

0- 0

0- 0

CONFERENCE

0- 0

0- 0

0- 0

0- 0

0- 0

0- 0

HOME

0- 0

0- 0

0- 0

0- 0

0- 0

0- 0

AWAY

0- 0

0- 0

0- 0

0- 0

0- 0

0- 0

NEUTRAL

0- 0

0- 0

0- 0

RPI 1-25

RPI 26-50

RPI 51-100

RPI 101+

Team's RPI: 175

RPI S Opponent Score

RPI S Opponent Score

RPI S Opponent Score

RPI S Opponent Score

27 A New Mexico 51 82

78 A Missouri 50 69

110 A Oklahoma St. 55 66

120 H Montana St. 59 67

138 H Oral Roberts 64 81

174 H Nicholls St. 72 67

278 A UTSA 68 60

322 A A&amp;M-Corpus Christi 60 53

LAST 12 Division I GAMES:

120 H Montana St. 59 67

110 A Oklahoma St. 55 66

174 H Nicholls St. 72 67

322 A A&amp;M-Corpus Christi 60 53

78 A Missouri 50 69

138 H Oral Roberts 64 81

278 A UTSA 68 60

27 A New Mexico 51 82

Texas St.

Average RPI		Win: 214	WON-LOST RECORD	WINNING PCT. RANK	LAST 10 GAMES	STRENGTH OF SCHEDULE	OPP. STRENGTH OF SCHEDULE	TEAM RPI	ADJ. RPI	CONF. RPI	ADJ. CONF. RPI
Loss: 174											
DIV. I ONLY			7- 2	58	1- 0	325	64	189	189	6	6
DIV. I NON-CONF.			7- 2	58	1- 0	325	64	189	189	6	6
TOTALS		RPI 1-25		RPI 26-50		W-L RECORDS		RPI 51-100		RPI 101-150	RPI 150+
7- 2	0- 0			0- 0		OVERALL		1- 0		1- 0	5- 2
6- 1	0- 0			0- 0		HOME		1- 0		1- 0	4- 1
1- 1	0- 0			0- 0		AWAY		0- 0		0- 0	1- 1
0- 0	0- 0			0- 0		NEUTRAL		0- 0		0- 0	0- 0
7- 2	0- 0			0- 0		NON-CONFERENCE		1- 0		1- 0	5- 2
6- 1	0- 0			0- 0		HOME		1- 0		1- 0	4- 1
1- 1	0- 0			0- 0		AWAY		0- 0		0- 0	1- 1
0- 0	0- 0			0- 0		NEUTRAL		0- 0		0- 0	0- 0
0- 0	0- 0			0- 0		CONFERENCE		0- 0		0- 0	0- 0
0- 0	0- 0			0- 0		HOME		0- 0		0- 0	0- 0
0- 0	0- 0			0- 0		AWAY		0- 0		0- 0	0- 0
0- 0	0- 0			0- 0		NEUTRAL		0- 0		0- 0	0- 0

RPI 1-25				RPI 26-50				RPI 51-100				RPI 101+ Team's RPI: 189			
RPI	S	Opponent	Score	RPI	S	Opponent	Score	RPI	S	Opponent	Score	RPI	S	Opponent	Score
								68	H	SFA	77 69	109	H	Southern U.	76 58
												163	H	Idaho	77 88
												185	A	Florida	67 72
												194	H	Jacksonville St.	71 58
												207	A	Nevada	86 67
												294	H	Houston Baptist	82 76
												306	H	La. -Monroe	86 42
												322	H	A&M-Corpus Christi	78 61
LAST 12 Division I GAMES:															
				207	A	Nevada	86 67	109	H	Southern U.	76 58				
				185	A	Florida	67 72	306	H	La. -Monroe	86 42				
				68	H	SFA	77 69	194	H	Jacksonville St.	71 58				
				294	H	Houston Baptist	82 76								
				322	H	A&M-Corpus Christi	78 61								
				163	H	Idaho	77 88								

Non-Div I Games:

Texas Tech

T  
o  
l  
e  
d  
o

Toledo				Through Games Of Dec. 19, 2018							
Average RPI	Win:	180	WON-LOST	WINNING	LAST 10	STRENGTH OF	OPP. STRENGTH	TEAM	ADJ.	CONF.	ADJ CONF.
Average RPI	Loss:	53	RECORD	PCT. RANK	GAMES	SCHEDULE	OF SCHEDULE	RPI	RPI	RPI	RPI
DIV. I ONLY			7- 3	84	1- 0	133	38	46	46	10	10
DIV. I NON-CONF.			7- 3	84	1- 0	133	38	46	46	10	10
-----											
TOTALS		RPI 1-25	RPI 26-50		W-L RECORDS		RPI 51-100	RPI 101-150	RPI 150+		
7- 3	0- 1	1- 1		OVERALL		1- 0	1- 1	4- 0			
3- 1	0- 1	1- 0		HOME		0- 0	1- 0	1- 0			
4- 2	0- 0	0- 1		AWAY		1- 0	0- 1	3- 0			
0- 0	0- 0	0- 0		NEUTRAL		0- 0	0- 0	0- 0			
7- 3	0- 1	1- 1		NON-CONFERENCE		1- 0	1- 1	4- 0			
3- 1	0- 1	1- 0		HOME		0- 0	1- 0	1- 0			
4- 2	0- 0	0- 1		AWAY		1- 0	0- 1	3- 0			
0- 0	0- 0	0- 0		NEUTRAL		0- 0	0- 0	0- 0			
0- 0	0- 0	0- 0		CONFERENCE		0- 0	0- 0	0- 0			
0- 0	0- 0	0- 0		HOME		0- 0	0- 0	0- 0			
0- 0	0- 0	0- 0		AWAY		0- 0	0- 0	0- 0			
0- 0	0- 0	0- 0		NEUTRAL		0- 0	0- 0	0- 0			

RPI 1-25				RPI 26-50				Team's RPI: 46				RPI 51-100				RPI 101+			
RPI	S	Opponent	Score	RPI	S	Opponent	Score	RPI	S	Opponent	Score	RPI	S	Opponent	Score	RPI	S	Opponent	Score
1	H	Notre Dame	56 72	37	A	Maine	59 73	51	A	Belmont	78 69	107	H	Stony Brook	80 48				
				45	H	Duquesne	65 52					122	A	Dayton	49 70				
												248	H	Iona	84 38				
												251	A	Memphis	58 48				
												252	A	Cleveland St.	65 60				
												304	A	Valparaiso	65 59				
LAST 12 Division I GAMES:																			
				51	A	Belmont	78 69					107	H	Stony Brook	80 48				
				304	A	Valparaiso	65 59					1	H	Notre Dame	56 72				
				122	A	Dayton	49 70					252	A	Cleveland St.	65 60				
				45	H	Duquesne	65 52					251	A	Memphis	58 48				
				248	H	Iona	84 38												
				37	A	Maine	59 73												

Non-Div I Games:

Toledo

T  
o  
l  
e  
d  
o

Average RPI Win:	278	WON-LOST	WINNING	LAST 10	STRENGTH OF	OPP. STRENGTH	TEAM	ADJ.	CONF.	ADJ CONF.
Average RPI Loss:	104	RECORD	PCT. RANK	GAMES	SCHEDULE	OF SCHEDULE	RPI	RPI	RPI	RPI
DIV. I ONLY	5- 4	140	1- 0	302	99	181	181	13	13	
DIV. I NON-CONF.	5- 4	140	1- 0	302	99	181	181	13	13	
-----										
TOTALS	RPI 1-25	RPI 26-50	W-L RECORDS	RPI 51-100	RPI 101-150	RPI 150+				
5- 4	0- 1	0- 0	OVERALL	0- 1	0- 1	5- 1				
3- 0	0- 0	0- 0	HOME	0- 0	0- 0	3- 0				
2- 4	0- 1	0- 0	AWAY	0- 1	0- 1	2- 1				
0- 0	0- 0	0- 0	NEUTRAL	0- 0	0- 0	0- 0				
5- 4	0- 1	0- 0	NON-CONFERENCE	0- 1	0- 1	5- 1				
3- 0	0- 0	0- 0	HOME	0- 0	0- 0	3- 0				
2- 4	0- 1	0- 0	AWAY	0- 1	0- 1	2- 1				
0- 0	0- 0	0- 0	NEUTRAL	0- 0	0- 0	0- 0				
0- 0	0- 0	0- 0	CONFERENCE	0- 0	0- 0	0- 0				
0- 0	0- 0	0- 0	HOME	0- 0	0- 0	0- 0				
0- 0	0- 0	0- 0	AWAY	0- 0	0- 0	0- 0				
0- 0	0- 0	0- 0	NEUTRAL	0- 0	0- 0	0- 0				

RPI 1-25				RPI 26-50				RPI 51-100				RPI 101+ Team's RPI: 181			
RPI	S	Opponent	Score	RPI	S	Opponent	Score	RPI	S	Opponent	Score	RPI	S	Opponent	Score
13	A	Syracuse	55 98					66	A	Wake Forest	53 60	133	A	Mt. St. Mary's	78 87
												203	A	George Washington	63 76
												206	H	Massachusetts	78 53
												273	A	UMBC	71 62
												285	H	La Salle	92 68
												301	A	Saint Joseph's	73 52
												324	H	Loyola Maryland	62 57
-----															
LAST 12 Division I GAMES:															
285	H	La Salle	92 68	301	A	Saint Joseph's	73 52								
206	H	Massachusetts	78 53	324	H	Loyola Maryland	62 57								
66	A	Wake Forest	53 60	13	A	Syracuse	55 98								
				203	A	George Washington	63 76								
				133	A	Mt. St. Mary's	78 87								
				273	A	UMBC	71 62								

Non-Div I Games:

Towson

Average RPI Win:	246	WON-LOST	WINNING	LAST 10	STRENGTH OF	OPP. STRENGTH	TEAM	ADJ.	CONF.	ADJ CONF.
Average RPI Loss:	38	RECORD	PCT. RANK	GAMES	SCHEDULE	OF SCHEDULE	RPI	RPI	RPI	RPI
DIV. I ONLY	7- 2	58	1- 0	335	23	178	178	19	19	
DIV. I NON-CONF.	7- 2	58	1- 0	335	23	178	178	19	19	
-----										
TOTALS	RPI 1-25	RPI 26-50	W-L RECORDS	RPI 51-100	RPI 101-150	RPI 150+				
7- 2	0- 1	0- 0	OVERALL	0- 1	0- 0	7- 0				
3- 1	0- 0	0- 0	HOME	0- 1	0- 0	3- 0				
2- 1	0- 1	0- 0	AWAY	0- 0	0- 0	2- 0				
2- 0	0- 0	0- 0	NEUTRAL	0- 0	0- 0	2- 0				
7- 2	0- 1	0- 0	NON-CONFERENCE	0- 1	0- 0	7- 0				
3- 1	0- 0	0- 0	HOME	0- 1	0- 0	3- 0				
2- 1	0- 1	0- 0	AWAY	0- 0	0- 0	2- 0				
2- 0	0- 0	0- 0	NEUTRAL	0- 0	0- 0	2- 0				
0- 0	0- 0	0- 0	CONFERENCE	0- 0	0- 0	0- 0				
0- 0	0- 0	0- 0	HOME	0- 0	0- 0	0- 0				
0- 0	0- 0	0- 0	AWAY	0- 0	0- 0	0- 0				
0- 0	0- 0	0- 0	NEUTRAL	0- 0	0- 0	0- 0				

RPI 1-25				RPI 26-50				RPI 51-100				RPI 101+				Team's RPI: 178
RPI	S	Opponent	Score	RPI	S	Opponent	Score	RPI	S	Opponent	Score	RPI	S	Opponent	Score	
18	A	Florida St.	67 103					58	H	Middle Tenn.	64 67	196	N	Sam Houston St.	84 79	
												218	H	Alabama St.	116 46	
												219	H	Samford	72 52	
												240	A	Ole Miss	71 54	
												270	N	Mississippi Val.	75 54	
												289	A	ETSU	84 66	
												292	H	Tennessee St.	92 67	
-----																
LAST 12 Division I GAMES:																
240	A	Ole Miss	71 54	270	N	Mississippi Val.	75 54	196	N	Sam Houston St.	84 79	289	A	ETSU	84 66	
58	H	Middle Tenn.	64 67	196	N	Sam Houston St.	84 79	289	A	ETSU	84 66	292	H	Tennessee St.	92 67	
218	H	Alabama St.	116 46	219	H	Samford	72 52	219	H	Samford	72 52	18	A	Florida St.	67 103	

Non-Div I Games: Talladega 91 70

Troy

T  
u  
l  
a  
n  
e

Tulane				Through Games Of Dec. 19, 2018							
Average RPI	Win:	190	WON-LOST	WINNING	LAST 10	STRENGTH OF	OPP. STRENGTH	TEAM	ADJ.	CONF.	ADJ CONF.
Average RPI	Loss:	56	RECORD	PCT. RANK	GAMES	SCHEDULE	OF SCHEDULE	RPI	RPI	RPI	RPI
DIV. I ONLY	7- 2	58	0- 1	116	54	40	40	8	8		
DIV. I NON-CONF.	7- 2	58	0- 1	116	54	40	40	8	8		
-----											
TOTALS		RPI 1-25	RPI 26-50	W-L RECORDS		RPI 51-100	RPI 101-150	RPI 150+			
7- 2	0- 1	0- 0	OVERALL	2- 0	0- 1	5- 0					
5- 0	0- 0	0- 0	HOME	1- 0	0- 0	4- 0					
1- 1	0- 0	0- 0	AWAY	1- 0	0- 1	0- 0					
1- 1	0- 1	0- 0	NEUTRAL	0- 0	0- 0	1- 0					
7- 2	0- 1	0- 0	NON-CONFERENCE	2- 0	0- 1	5- 0					
5- 0	0- 0	0- 0	HOME	1- 0	0- 0	4- 0					
1- 1	0- 0	0- 0	AWAY	1- 0	0- 1	0- 0					
1- 1	0- 1	0- 0	NEUTRAL	0- 0	0- 0	1- 0					
0- 0	0- 0	0- 0	CONFERENCE	0- 0	0- 0	0- 0					
0- 0	0- 0	0- 0	HOME	0- 0	0- 0	0- 0					
0- 0	0- 0	0- 0	AWAY	0- 0	0- 0	0- 0					
0- 0	0- 0	0- 0	NEUTRAL	0- 0	0- 0	0- 0					
-----											
RPI 1-25				RPI 26-50		Team's RPI: 40		RPI 51-100		RPI 101+	
RPI S	Opponent		Score	RPI S	Opponent		Score	RPI S	Opponent		Score
6 N	Cal i forni a		57 65					62 H	Washi ngton		63 51
								85 A	LSU		56 54
									106 A		Al abama 58 69
									174 H		Ni chol l s St. 71 46
									209 H		Texas Southern 62 56
									252 N		Cleveland St. 81 72
									271 H		Southern Mi ss. 71 54
									275 H		Fla. Atlantic 88 45
-----											
LAST 12 Divisi on I GAMES:											
106 A	Al abama		58 69	62 H	Washi ngton		63 51				
174 H	Ni chol l s St.		71 46	85 A	LSU		56 54				
271 H	Southern Mi ss.		71 54	209 H	Texas Southern		62 56				
275 H	Fla. Atlantic		88 45								
252 N	Cleveland St.		81 72								
6 N	Cal i forni a		57 65								

T  
u  
l  
a  
n  
e

Non-Div I Games:

Tulane



T  
u  
l  
s  
a

Tul sa			Through Games Of Dec. 19, 2018								
Average RPI	Win:	165	WON-LOST	WINNING	LAST 10	STRENGTH OF	OPP. STRENGTH	TEAM	ADJ.	CONF.	ADJ CONF.
Average RPI	Loss:	103	RECORD	PCT. RANK	GAMES	SCHEDULE	OF SCHEDULE	RPI	RPI	RPI	RPI
DIV. I ONLY			5- 6	185	0- 1	153	59	155	155	8	8
DIV. I NON-CONF.			5- 6	185	0- 1	153	59	155	155	8	8
-----											
TOTALS		RPI 1-25		RPI 26-50		W-L RECORDS		RPI 51-100		RPI 101-150	RPI 150+
5- 6		0- 1		0- 0		OVERALL		0- 2		3- 1	2- 2
3- 1		0- 0		0- 0		HOME		0- 0		1- 0	2- 1
1- 5		0- 1		0- 0		AWAY		0- 2		1- 1	0- 1
1- 0		0- 0		0- 0		NEUTRAL		0- 0		1- 0	0- 0
5- 6		0- 1		0- 0		NON-CONFERENCE		0- 2		3- 1	2- 2
3- 1		0- 0		0- 0		HOME		0- 0		1- 0	2- 1
1- 5		0- 1		0- 0		AWAY		0- 2		1- 1	0- 1
1- 0		0- 0		0- 0		NEUTRAL		0- 0		1- 0	0- 0
0- 0		0- 0		0- 0		CONFERENCE		0- 0		0- 0	0- 0
0- 0		0- 0		0- 0		HOME		0- 0		0- 0	0- 0
0- 0		0- 0		0- 0		AWAY		0- 0		0- 0	0- 0
0- 0		0- 0		0- 0		NEUTRAL		0- 0		0- 0	0- 0

T  
u  
l  
s  
a

RPI 1-25				RPI 26-50				RPI 51-100				RPI 101+ Team's RPI: 155			
RPI	S	Opponent	Score	RPI	S	Opponent	Score	RPI	S	Opponent	Score	RPI	S	Opponent	Score
24	A	Ari zona St.	52 70					51	A	Bel mont	53 78	106	N	Al abama	80 73
								68	A	SFA	34 76	132	H	Abil ene Christian	75 63
												138	A	Oral Roberts	76 68
												148	A	American	52 68
												158	H	Little Rock	53 63
												168	A	Arkansas St.	60 73
												205	H	Saint Louis	86 75
												244	H	Stetson	55 54
-----															
LAST 12 Division I GAMES:															
106	N	Al abama	80 73	24	A	Ari zona St.	52 70	158	H	Little Rock	53 63				
132	H	Abil ene Christian	75 63	168	A	Arkansas St.	60 73	148	A	American	52 68				
68	A	SFA	34 76	244	H	Stetson	55 54								
205	H	Saint Louis	86 75												
138	A	Oral Roberts	76 68												
51	A	Bel mont	53 78												

Non-Div I Games:

Tul sa

Average RPI Win:	254	WON-LOST	WINNING	LAST 10	STRENGTH OF	OPP. STRENGTH	TEAM	ADJ.	CONF.	ADJ CONF.
Average RPI Loss:	19	RECORD	PCT. RANK	GAMES	SCHEDULE	OF SCHEDULE	RPI	RPI	RPI	RPI
DIV. I ONLY	9- 1	18	0- 1	342	81	164	164	17	17	
DIV. I NON-CONF.	9- 1	18	0- 1	342	81	164	164	17	17	
-----										
TOTALS	RPI 1-25	RPI 26-50	W-L RECORDS	RPI 51-100	RPI 101-150	RPI 150+				
9- 1	0- 1	0- 0	OVERALL	0- 0	0- 0	9- 0				
5- 0	0- 0	0- 0	HOME	0- 0	0- 0	5- 0				
3- 0	0- 0	0- 0	AWAY	0- 0	0- 0	3- 0				
1- 1	0- 1	0- 0	NEUTRAL	0- 0	0- 0	1- 0				
9- 1	0- 1	0- 0	NON-CONFERENCE	0- 0	0- 0	9- 0				
5- 0	0- 0	0- 0	HOME	0- 0	0- 0	5- 0				
3- 0	0- 0	0- 0	AWAY	0- 0	0- 0	3- 0				
1- 1	0- 1	0- 0	NEUTRAL	0- 0	0- 0	1- 0				
0- 0	0- 0	0- 0	CONFERENCE	0- 0	0- 0	0- 0				
0- 0	0- 0	0- 0	HOME	0- 0	0- 0	0- 0				
0- 0	0- 0	0- 0	AWAY	0- 0	0- 0	0- 0				
0- 0	0- 0	0- 0	NEUTRAL	0- 0	0- 0	0- 0				

RPI 1-25				RPI 26-50				RPI 51-100				RPI 101+ Team's RPI: 164			
RPI	S	Opponent	Score	RPI	S	Opponent	Score	RPI	S	Opponent	Score	RPI	S	Opponent	Score
19	N	Tennessee	69 73									156	H	Appalachian St.	80 61
												166	N	Oklahoma	89 84
												218	A	Alabama St.	62 47
												219	A	Samford	66 41
												251	H	Memphis	85 54
												263	H	Alabama A&M	82 47
												329	A	Chicago St.	90 45
												335	H	McNeese	91 48
												351	H	Alcorn	80 53
-----															
LAST 12 Division I GAMES:															
351	H	Alcorn	80 53	19	N	Tennessee	69 73	218	A	Alabama St.	62 47				
263	H	Alabama A&M	82 47					335	H	McNeese	91 48				
166	N	Oklahoma	89 84					219	A	Samford	66 41				
329	A	Chicago St.	90 45												
251	H	Memphis	85 54												
156	H	Appalachian St.	80 61												

Non-Div I Games:

UAB

UC Davis				Through Games Of Dec. 19, 2018													
Average RPI Win:		201	WON-LOST RECORD		WINNING PCT. RANK		LAST 10 GAMES		STRENGTH OF SCHEDULE		OPP. STRENGTH OF SCHEDULE		TEAM RPI	ADJ. RPI	CONF. RPI	ADJ CONF. RPI	
Average RPI Loss:		80															
DIV. I ONLY			7- 5		130		0- 1		176		37		96	96	20	20	
DIV. I NON-CONF.			7- 5		130		0- 1		176		37		96	96	20	20	
-----																	
TOTALS		RPI 1-25		RPI 26-50		W-L RECORDS		RPI 51-100		RPI 101-150		RPI 150+					
7- 5		0- 1		0- 0		OVERALL		1- 3		0- 0		6- 1					
3- 1		0- 0		0- 0		HOME		1- 1		0- 0		2- 0					
3- 4		0- 1		0- 0		AWAY		0- 2		0- 0		3- 1					
1- 0		0- 0		0- 0		NEUTRAL		0- 0		0- 0		1- 0					
7- 5		0- 1		0- 0		NON-CONFERENCE		1- 3		0- 0		6- 1					
3- 1		0- 0		0- 0		HOME		1- 1		0- 0		2- 0					
3- 4		0- 1		0- 0		AWAY		0- 2		0- 0		3- 1					
1- 0		0- 0		0- 0		NEUTRAL		0- 0		0- 0		1- 0					
0- 0		0- 0		0- 0		CONFERENCE		0- 0		0- 0		0- 0					
0- 0		0- 0		0- 0		HOME		0- 0		0- 0		0- 0					
0- 0		0- 0		0- 0		AWAY		0- 0		0- 0		0- 0					
0- 0		0- 0		0- 0		NEUTRAL		0- 0		0- 0		0- 0					
-----																	
RPI 1-25				RPI 26-50				RPI 51-100				Team's RPI: 96		RPI 101+			
RPI	S	Opponent		Score		RPI	S	Opponent		Score		RPI	S	Opponent		Score	
5	A	Stanford		43 71													

Non-Div I Games:

UC Irvine				Through Games Of Dec. 19, 2018								
Average RPI	Win:	215	WON-LOST	WINNING	LAST 10	STRENGTH OF		OPP. STRENGTH	TEAM	ADJ.	CONF.	ADJ CONF.
Average RPI	Loss:	151	RECORD	PCT. RANK	GAMES	SCHEDULE		OF SCHEDULE	RPI	RPI	RPI	RPI
DIV. I ONLY			8- 1	27	1- 0	287		166	108	108	20	20
DIV. I NON-CONF.			8- 1	27	1- 0	287		166	108	108	20	20
-----												
TOTALS		RPI 1-25	RPI 26-50		W-L RECORDS		RPI 51-100		RPI 101-150		RPI 150+	
8- 1	0- 0	0- 0		OVERALL		1- 0		1- 0		6- 1		
3- 1	0- 0	0- 0		HOME		0- 0		0- 0		3- 1		
3- 0	0- 0	0- 0		AWAY		1- 0		0- 0		2- 0		
2- 0	0- 0	0- 0		NEUTRAL		0- 0		1- 0		1- 0		
8- 1	0- 0	0- 0		NON-CONFERENCE		1- 0		1- 0		6- 1		
3- 1	0- 0	0- 0		HOME		0- 0		0- 0		3- 1		
3- 0	0- 0	0- 0		AWAY		1- 0		0- 0		2- 0		
2- 0	0- 0	0- 0		NEUTRAL		0- 0		1- 0		1- 0		
0- 0	0- 0	0- 0		CONFERENCE		0- 0		0- 0		0- 0		
0- 0	0- 0	0- 0		HOME		0- 0		0- 0		0- 0		
0- 0	0- 0	0- 0		AWAY		0- 0		0- 0		0- 0		
0- 0	0- 0	0- 0		NEUTRAL		0- 0		0- 0		0- 0		

RPI 1-25				RPI 26-50				RPI 51-100				RPI 101+ Team's RPI: 108			
RPI	S	Opponent	Score	RPI	S	Opponent	Score	RPI	S	Opponent	Score	RPI	S	Opponent	Score
								84	A	Portland	84 69	111	N	Indiana St.	77 61
												151	H	San Diego St.	70 78
												157	A	Portland St.	73 68
												214	H	Southern Utah	75 58
												253	H	UNLV	57 55
												267	A	San Jose St.	74 66
												287	H	CSU Bakersfield	85 78
												350	N	LIU Brooklyn	84 71
-----															
LAST 12 Division I GAMES:															
350	N	LIU Brooklyn	84 71	157	A	Portland St.	73 68								
214	H	Southern Utah	75 58	84	A	Portland	84 69								
253	H	UNLV	57 55	151	H	San Diego St.	70 78								
				267	A	San Jose St.	74 66								
				287	H	CSU Bakersfield	85 78								
				111	N	Indiana St.	77 61								

Non-Div I Games: LIFE Pacific 105 31

UC Riverside				Through Games Of Dec. 19, 2018							
Average RPI Win:	212	WON-LOST	WINNING	LAST 10	STRENGTH OF	OPP. STRENGTH	TEAM	ADJ.	CONF.	ADJ CONF.	
Average RPI Loss:	103	RECORD	PCT. RANK	GAMES	SCHEDULE	OF SCHEDULE	RPI	RPI	RPI	RPI	
DIV. I ONLY		3- 7	252	1- 0	63	151	183	183	20	20	
DIV. I NON-CONF.		3- 7	252	1- 0	63	151	183	183	20	20	
<hr/>											
TOTALS	RPI 1-25		RPI 26-50		W-L RECORDS		RPI 51-100		RPI 101-150	RPI 150+	
3- 7	0- 1		0- 1		OVERALL		0- 2		0- 1	3- 2	
2- 0	0- 0		0- 0		HOME		0- 0		0- 0	2- 0	
0- 4	0- 0		0- 0		AWAY		0- 2		0- 1	0- 1	
1- 3	0- 1		0- 1		NEUTRAL		0- 0		0- 0	1- 1	
3- 7	0- 1		0- 1		NON-CONFERENCE		0- 2		0- 1	3- 2	
2- 0	0- 0		0- 0		HOME		0- 0		0- 0	2- 0	
0- 4	0- 0		0- 0		AWAY		0- 2		0- 1	0- 1	
1- 3	0- 1		0- 1		NEUTRAL		0- 0		0- 0	1- 1	
0- 0	0- 0		0- 0		CONFERENCE		0- 0		0- 0	0- 0	
0- 0	0- 0		0- 0		HOME		0- 0		0- 0	0- 0	
0- 0	0- 0		0- 0		AWAY		0- 0		0- 0	0- 0	
0- 0	0- 0		0- 0		NEUTRAL		0- 0		0- 0	0- 0	

RPI 1-25				RPI 26-50				RPI 51-100				RPI 101+ Team's RPI: 183			
RPI	S	Opponent	Score	RPI	S	Opponent	Score	RPI	S	Opponent	Score	RPI	S	Opponent	Score
4	N	Oregon	44 94	38	N	Texas A&M	63 70	56	A	Southern California	55 73	110	A	Oklahoma St.	51 76
								69	A	BYU	70 72	162	H	Coastal Caro.	62 43
												184	N	Milwaukee	54 56
												214	H	Southern Utah	56 50
												259	A	California Baptist	57 65
												260	N	Eastern Wash.	57 45
LAST 12 Division I GAMES:															
214	H	Southern Utah	56 50	259	A	California Baptist	57 65								
260	N	Eastern Wash.	57 45	184	N	Milwaukee	54 56								
38	N	Texas A&M	63 70	4	N	Oregon	44 94								
56	A	Southern California	55 73	162	H	Coastal Caro.	62 43								
				110	A	Oklahoma St.	51 76								
				69	A	BYU	70 72								

Non-Div I Games:

Average RPI Win:	303	WON-LOST	WINNING	LAST 10	STRENGTH OF	OPP. STRENGTH	TEAM	ADJ.	CONF.	ADJ CONF.
Average RPI Loss:	151	RECORD	PCT. RANK	GAMES	SCHEDULE	OF SCHEDULE	RPI	RPI	RPI	RPI
DIV. I ONLY	2- 9	298	1- 0	229	213	309	309	20	20	
DIV. I NON-CONF.	2- 9	298	1- 0	229	213	309	309	20	20	
-----										
TOTALS	RPI 1-25	RPI 26-50	W-L RECORDS	RPI 51-100	RPI 101-150	RPI 150+				
2- 9	0- 1	0- 0	OVERALL	0- 4	0- 0	2- 4				
1- 4	0- 0	0- 0	HOME	0- 2	0- 0	1- 2				
0- 5	0- 1	0- 0	AWAY	0- 2	0- 0	0- 2				
1- 0	0- 0	0- 0	NEUTRAL	0- 0	0- 0	1- 0				
2- 9	0- 1	0- 0	NON-CONFERENCE	0- 4	0- 0	2- 4				
1- 4	0- 0	0- 0	HOME	0- 2	0- 0	1- 2				
0- 5	0- 1	0- 0	AWAY	0- 2	0- 0	0- 2				
1- 0	0- 0	0- 0	NEUTRAL	0- 0	0- 0	1- 0				
0- 0	0- 0	0- 0	CONFERENCE	0- 0	0- 0	0- 0				
0- 0	0- 0	0- 0	HOME	0- 0	0- 0	0- 0				
0- 0	0- 0	0- 0	AWAY	0- 0	0- 0	0- 0				
0- 0	0- 0	0- 0	NEUTRAL	0- 0	0- 0	0- 0				

RPI 1-25				RPI 26-50				RPI 51-100				RPI 101+ Team's RPI: 309			
RPI	S	Opponent	Score	RPI	S	Opponent	Score	RPI	S	Opponent	Score	RPI	S	Opponent	Score
6	A	Cal i forni a	45 69					56	A	Southern Cal i forni a	39 82	253	A	UNLV	51 69
								57	H	Saint Mary's (CA)	55 80	259	H	Cal i forni a Baptist	64 76
								76	A	Paci fi c	53 69	261	N	Dartmouth	62 56
								86	H	Loyola Marymount	57 70	282	A	Utah Valley	54 63
												287	H	CSU Bakersfi el d	48 56
												345	H	Grand Canyon	66 55
LAST 12 Division I GAMES:															
261	N	Dartmouth	62 56	57	H	Saint Mary's (CA)	55 80	253	A	UNLV	51 69				
259	H	Cal i forni a Baptist	64 76	86	H	Loyola Marymount	57 70	56	A	Southern Cal i forni a	39 82				
6	A	Cal i forni a	45 69	287	H	CSU Bakersfi el d	48 56	282	A	Utah Valley	54 63				
76	A	Paci fi c	53 69												
345	H	Grand Canyon	66 55												

Non-Div I Games:

UC Santa Barbara

Average RPI	Win:	137	WON-LOST	WINNING	LAST 10	STRENGTH OF	OPP. STRENGTH	TEAM	ADJ.	CONF.	ADJ CONF.
Average RPI	Loss:	47	RECORD	PCT. RANK	GAMES	SCHEDULE	OF SCHEDULE	RPI	RPI	RPI	RPI
DIV. I ONLY		9- 1		18	1- 0	92	47	14	14	8	8
DIV. I NON-CONF.		9- 1		18	1- 0	92	47	14	14	8	8
-----											
TOTALS	RPI 1-25		RPI 26-50		W-L RECORDS	RPI 51-100		RPI 101-150		RPI 150+	
9- 1	0- 0		2- 1		OVERALL	2- 0		2- 0		3- 0	
4- 0	0- 0		1- 0		HOME	1- 0		1- 0		1- 0	
5- 1	0- 0		1- 1		AWAY	1- 0		1- 0		2- 0	
0- 0	0- 0		0- 0		NEUTRAL	0- 0		0- 0		0- 0	
9- 1	0- 0		2- 1		NON-CONFERENCE	2- 0		2- 0		3- 0	
4- 0	0- 0		1- 0		HOME	1- 0		1- 0		1- 0	
5- 1	0- 0		1- 1		AWAY	1- 0		1- 0		2- 0	
0- 0	0- 0		0- 0		NEUTRAL	0- 0		0- 0		0- 0	
0- 0	0- 0		0- 0		CONFERENCE	0- 0		0- 0		0- 0	
0- 0	0- 0		0- 0		HOME	0- 0		0- 0		0- 0	
0- 0	0- 0		0- 0		AWAY	0- 0		0- 0		0- 0	
0- 0	0- 0		0- 0		NEUTRAL	0- 0		0- 0		0- 0	

RPI	S	Opponent	Score	RPI	S	Opponent	Score	RPI	S	Opponent	Score
29	H	Villanova	71 56	76	H	Pacific	64 57	115	A	Pittsburgh	61 58
45	A	Duquesne	71 63	90	A	Mercer	76 42	135	H	Chattanooga	75 37
47	A	Central Mich.	68 75					216	A	Delaware	71 60
								244	A	Stetson	78 55
								283	H	Richmond	70 48
-----											
LAST 12 Division I GAMES:											
76	H	Pacific	64 57	47	A	Central Mich.	68 75				
45	A	Duquesne	71 63	90	A	Mercer	76 42				
216	A	Delaware	71 60	244	A	Stetson	78 55				
135	H	Chattanooga	75 37	115	A	Pittsburgh	61 58				
29	H	Villanova	71 56								
283	H	Richmond	70 48								

Non-Div I Games:

UCF

Average RPI Win:	134	WON-LOST	WINNING	LAST 10	STRENGTH OF	OPP. STRENGTH	TEAM	ADJ.	CONF.	ADJ CONF.
Average RPI Loss:	46	RECORD	PCT. RANK	GAMES	SCHEDULE	OF SCHEDULE	RPI	RPI	RPI	RPI
DIV. I ONLY	6- 5	157	1- 0	3	159	29	29	2	2	
DIV. I NON-CONF.	6- 5	157	1- 0	3	159	29	29	2	2	
-----										
TOTALS	RPI 1-25	RPI 26-50	W-L RECORDS	RPI 51-100	RPI 101-150	RPI 150+				
6- 5	0- 2	0- 1	OVERALL	2- 2	3- 0	1- 0				
5- 1	0- 1	0- 0	HOME	2- 0	3- 0	0- 0				
1- 1	0- 0	0- 0	AWAY	0- 1	0- 0	1- 0				
0- 3	0- 1	0- 1	NEUTRAL	0- 1	0- 0	0- 0				
6- 5	0- 2	0- 1	NON-CONFERENCE	2- 2	3- 0	1- 0				
5- 1	0- 1	0- 0	HOME	2- 0	3- 0	0- 0				
1- 1	0- 0	0- 0	AWAY	0- 1	0- 0	1- 0				
0- 3	0- 1	0- 1	NEUTRAL	0- 1	0- 0	0- 0				
0- 0	0- 0	0- 0	CONFERENCE	0- 0	0- 0	0- 0				
0- 0	0- 0	0- 0	HOME	0- 0	0- 0	0- 0				
0- 0	0- 0	0- 0	AWAY	0- 0	0- 0	0- 0				
0- 0	0- 0	0- 0	NEUTRAL	0- 0	0- 0	0- 0				

RPI 1-25				RPI 26-50				Team's RPI: 29				RPI 51-100				RPI 101+			
RPI	S	Opponent	Score	RPI	S	Opponent	Score	RPI	S	Opponent	Score	RPI	S	Opponent	Score	RPI	S	Opponent	Score
8	H	Indiana	65 67	33	N	North Carolina	49 83	86	A	Loyola Marymount	63 69	110	H	Oklahoma St.	71 59				
16	N	Kentucky	74 75					88	N	South Fla.	56 60	129	H	Rice	59 50				
								95	H	Fresno St.	89 80	141	H	Georgia	80 69				
								97	H	Seton Hall	78 62	233	A	UIC	78 47				
LAST 12 Division I GAMES:																			
95	H	Fresno St.	89 80	233	A	UIC	78 47												
8	H	Indiana	65 67	110	H	Oklahoma St.	71 59												
88	N	South Fla.	56 60	141	H	Georgia	80 69												
16	N	Kentucky	74 75	129	H	Rice	59 50												
33	N	North Carolina	49 83	86	A	Loyola Marymount	63 69												
97	H	Seton Hall	78 62																

Non-Div I Games:

UCLA



Average RPI Win:	120	WON-LOST	WINNING	LAST 10	STRENGTH OF	OPP. STRENGTH	TEAM	ADJ.	CONF.	ADJ CONF.
Average RPI Loss:	0	RECORD	PCT. RANK	GAMES	SCHEDULE	OF SCHEDULE	RPI	RPI	RPI	RPI
DIV. I ONLY	10- 0	1	1- 0	20	30	2	2	8	8	
DIV. I NON-CONF.	10- 0	1	1- 0	20	30	2	2	8	8	
-----										
TOTALS	RPI 1-25	RPI 26-50	W-L RECORDS	RPI 51-100	RPI 101-150	RPI 150+				
10- 0	1- 0	1- 0	OVERALL	3- 0	1- 0	4- 0				
3- 0	0- 0	1- 0	HOME	2- 0	0- 0	0- 0				
3- 0	1- 0	0- 0	AWAY	0- 0	0- 0	2- 0				
4- 0	0- 0	0- 0	NEUTRAL	1- 0	1- 0	2- 0				
10- 0	1- 0	1- 0	NON-CONFERENCE	3- 0	1- 0	4- 0				
3- 0	0- 0	1- 0	HOME	2- 0	0- 0	0- 0				
3- 0	1- 0	0- 0	AWAY	0- 0	0- 0	2- 0				
4- 0	0- 0	0- 0	NEUTRAL	1- 0	1- 0	2- 0				
0- 0	0- 0	0- 0	CONFERENCE	0- 0	0- 0	0- 0				
0- 0	0- 0	0- 0	HOME	0- 0	0- 0	0- 0				
0- 0	0- 0	0- 0	AWAY	0- 0	0- 0	0- 0				
0- 0	0- 0	0- 0	NEUTRAL	0- 0	0- 0	0- 0				

RPI	S	Opponent	Score	RPI	S	Opponent	Score	RPI	S	Opponent	Score	RPI	S	Opponent	Score
1	A	Notre Dame	89 71	48	H	DePaul	99 63	80	N	St. John's (NY)	65 55	112	N	Purdue	86 40
								81	H	Ohio St.	85 53	166	A	Oklahoma	72 63
								97	H	Seton Hall	99 61	170	N	Vanderbilt	80 42
												205	A	Saint Louis	98 42
												240	N	Ole Miss	90 50
-----															
LAST 12 Division I GAMES:															
1	A	Notre Dame	89 71	166	A	Oklahoma	72 63								
48	H	DePaul	99 63	97	H	Seton Hall	99 61								
112	N	Purdue	86 40	205	A	Saint Louis	98 42								
80	N	St. John's (NY)	65 55	81	H	Ohio St.	85 53								
240	N	Ole Miss	90 50												
170	N	Vanderbilt	80 42												

Non-Div I Games:

UConn

Average RPI Win:	327	WON-LOST	WINNING	LAST 10	STRENGTH OF	OPP. STRENGTH	TEAM	ADJ.	CONF.	ADJ CONF.
Average RPI Loss:	111	RECORD	PCT. RANK	GAMES	SCHEDULE	OF SCHEDULE	RPI	RPI	RPI	RPI
DIV. I ONLY	2- 7	276	0- 1	79	276	233	233	12	12	
DIV. I NON-CONF.	2- 7	276	0- 1	79	276	233	233	12	12	
-----										
TOTALS	RPI 1-25	RPI 26-50	W-L RECORDS	RPI 51-100	RPI 101-150	RPI 150+				
2- 7	0- 1	0- 1	OVERALL	0- 1	0- 2	2- 2				
1- 3	0- 0	0- 1	HOME	0- 0	0- 1	1- 1				
1- 4	0- 1	0- 0	AWAY	0- 1	0- 1	1- 1				
0- 0	0- 0	0- 0	NEUTRAL	0- 0	0- 0	0- 0				
2- 7	0- 1	0- 1	NON-CONFERENCE	0- 1	0- 2	2- 2				
1- 3	0- 0	0- 1	HOME	0- 0	0- 1	1- 1				
1- 4	0- 1	0- 0	AWAY	0- 1	0- 1	1- 1				
0- 0	0- 0	0- 0	NEUTRAL	0- 0	0- 0	0- 0				
0- 0	0- 0	0- 0	CONFERENCE	0- 0	0- 0	0- 0				
0- 0	0- 0	0- 0	HOME	0- 0	0- 0	0- 0				
0- 0	0- 0	0- 0	AWAY	0- 0	0- 0	0- 0				
0- 0	0- 0	0- 0	NEUTRAL	0- 0	0- 0	0- 0				

RPI 1-25				RPI 26-50				RPI 51-100				RPI 101+ Team's RPI: 233			
RPI	S	Opponent	Score	RPI	S	Opponent	Score	RPI	S	Opponent	Score	RPI	S	Opponent	Score
10	A	Marquette	32 96	29	H	UCLA	47 78	77	A	Northwestern	44 87	111	A	Indiana St.	53 60
												134	H	Miami (OH)	56 65
												179	A	Eastern Mich.	38 52
												235	H	Loyola Chicago	60 75
												304	H	Valparaiso	75 65
												349	A	Evansville	62 54
LAST 12 Division I GAMES:															
10	A	Marquette	32 96	29	H	UCLA	47 78	111	A	Indiana St.	53 60				
235	H	Loyola Chicago	60 75					349	A	Evansville	62 54				
77	A	Northwestern	44 87					134	H	Miami (OH)	56 65				
304	H	Valparaiso	75 65					179	A	Eastern Mich.	38 52				

Non-Div I Games:

UIC

UMBC										Through Games Of Dec. 19, 2018											
Average RPI Win:		256	WON-LOST		WINNING		LAST 10		STRENGTH OF		OPP. STRENGTH		TEAM		ADJ.		CONF.		ADJ CONF.		
Average RPI Loss:		152	RECORD		PCT. RANK		GAMES		SCHEDULE		OF SCHEDULE		RPI		RPI		RPI		RPI		
DIV. I ONLY			3- 5		226		0- 1		296		163		273		273		22		22		
DIV. I NON-CONF.			3- 5		226		0- 1		296		163		273		273		22		22		
-----																					
TOTALS		RPI 1-25		RPI 26-50		W-L RECORDS		RPI 51-100		RPI 101-150		RPI 150+									
3- 5		0- 0		0- 1		OVERALL		0- 0		0- 2		3- 2									
0- 3		0- 0		0- 0		HOME		0- 0		0- 1		0- 2									
1- 2		0- 0		0- 1		AWAY		0- 0		0- 1		1- 0									
2- 0		0- 0		0- 0		NEUTRAL		0- 0		0- 0		2- 0									
3- 5		0- 0		0- 1		NON-CONFERENCE		0- 0		0- 2		3- 2									
0- 3		0- 0		0- 0		HOME		0- 0		0- 1		0- 2									
1- 2		0- 0		0- 1		AWAY		0- 0		0- 1		1- 0									
2- 0		0- 0		0- 0		NEUTRAL		0- 0		0- 0		2- 0									
0- 0		0- 0		0- 0		CONFERENCE		0- 0		0- 0		0- 0									
0- 0		0- 0		0- 0		HOME		0- 0		0- 0		0- 0									
0- 0		0- 0		0- 0		AWAY		0- 0		0- 0		0- 0									
0- 0		0- 0		0- 0		NEUTRAL		0- 0		0- 0		0- 0									
-----																					
RPI 1-25		RPI 26-50		RPI 51-100		RPI 101+		Team's RPI: 273													
RPI	S	Opponent	Score	RPI	S	Opponent	Score	RPI	S	Opponent	Score	RPI	S	Opponent	Score						
				44	A	Maryland	61 92					133	H	Mt. St. Mary's	52 65						
												148	A	American	42 64						
												181	H	Towson	62 71						
												234	N	Kennesaw St.	57 53						
												254	H	Hofstra	42 45						
												257	A	Coppin St.	57 52						
												278	N	UTSA	72 58						
-----																					
LAST 12 Division I GAMES:																					
				254	H	Hofstra	42 45					44	A	Maryland	61 92						
				133	H	Mt. St. Mary's	52 65					148	A	American	42 64						
												181	H	Towson	62 71						
												257	A	Coppin St.	57 52						
												234	N	Kennesaw St.	57 53						
												278	N	UTSA	72 58						

U  
M  
B  
C

Non-Div I Games: Notre Dame (MD) 81 43 Eastern 81 42 Gettysburg 65 51

UMBC

Loss, Non-Conf, S Site, H Home A Away N Neutral

Page 307

U  
M  
E  
S

U  
M  
E  
S

Non-Div I Games:	Regent	72	16	Cheyney	88	39
------------------	--------	----	----	---------	----	----



Average RPI Win:	316	WON-LOST	WINNING	LAST 10	STRENGTH OF	OPP. STRENGTH	TEAM	ADJ.	CONF.	ADJ CONF.
Average RPI Loss:	198	RECORD	PCT. RANK	GAMES	SCHEDULE	OF SCHEDULE	RPI	RPI	RPI	RPI
DIV. I ONLY	2- 8	283	0- 1	237	332	315	315	22	22	
DIV. I NON-CONF.	2- 8	283	0- 1	237	332	315	315	22	22	
-----										
TOTALS	RPI 1-25	RPI 26-50	W-L RECORDS	RPI 51-100	RPI 101-150	RPI 150+				
2- 8	0- 0	0- 1	OVERALL	0- 1	0- 1	2- 5				
1- 3	0- 0	0- 0	HOME	0- 0	0- 1	1- 2				
1- 5	0- 0	0- 1	AWAY	0- 1	0- 0	1- 3				
0- 0	0- 0	0- 0	NEUTRAL	0- 0	0- 0	0- 0				
2- 8	0- 0	0- 1	NON-CONFERENCE	0- 1	0- 1	2- 5				
1- 3	0- 0	0- 0	HOME	0- 0	0- 1	1- 2				
1- 5	0- 0	0- 1	AWAY	0- 1	0- 0	1- 3				
0- 0	0- 0	0- 0	NEUTRAL	0- 0	0- 0	0- 0				
0- 0	0- 0	0- 0	CONFERENCE	0- 0	0- 0	0- 0				
0- 0	0- 0	0- 0	HOME	0- 0	0- 0	0- 0				
0- 0	0- 0	0- 0	AWAY	0- 0	0- 0	0- 0				
0- 0	0- 0	0- 0	NEUTRAL	0- 0	0- 0	0- 0				

RPI 1-25				RPI 26-50				RPI 51-100				RPI 101+				Team's RPI: 315
RPI	S	Opponent	Score	RPI	S	Opponent	Score	RPI	S	Opponent	Score	RPI	S	Opponent	Score	
				50	A	Butler	36 89	97	A	Seton Hall I	57 90	103	H	Providence	47 71	
												212	A	Holy Cross	54 63	
												261	A	Dartmouth	54 70	
												264	A	Cornell I	54 63	
												279	H	Bryant	57 58	
												281	H	Saint Peter's	59 57	
												320	H	Colgate	52 61	
												350	A	LIU Brooklyn	69 64	
LAST 12 Division I GAMES:																
				261	A	Dartmouth	54 70	320	H	Colgate	52 61					
				103	H	Providence	47 71	212	A	Holy Cross	54 63					
				281	H	Saint Peter's	59 57	350	A	LIU Brooklyn	69 64					
				279	H	Bryant	57 58	97	A	Seton Hall I	57 90					
								50	A	Butler	36 89					
								264	A	Cornell I	54 63					

Non-Div I Games: Fisher 79 45

UMass Lowell

Average RPI Win:	271	WON-LOST	WINNING	LAST 10	STRENGTH OF	OPP. STRENGTH	TEAM	ADJ.	CONF.	ADJ CONF.
Average RPI Loss:	87	RECORD	PCT. RANK	GAMES	SCHEDULE	OF SCHEDULE	RPI	RPI	RPI	RPI

DIV. I ONLY	4- 4	163	0- 1	190	171	186	186	29	29
DIV. I NON-CONF.	4- 4	163	0- 1	190	171	186	186	29	29
TOTALS	RPI 1-25	RPI 26-50	W-L RECORDS	RPI 51-100	RPI 101-150	RPI 150+			
4- 4	0- 1	0- 0	OVERALL	0- 2	0- 0	4- 1			
4- 0	0- 0	0- 0	HOME	0- 0	0- 0	4- 0			
0- 4	0- 1	0- 0	AWAY	0- 2	0- 0	0- 1			
0- 0	0- 0	0- 0	NEUTRAL	0- 0	0- 0	0- 0			
4- 4	0- 1	0- 0	NON-CONFERENCE	0- 2	0- 0	4- 1			
4- 0	0- 0	0- 0	HOME	0- 0	0- 0	4- 0			
0- 4	0- 1	0- 0	AWAY	0- 2	0- 0	0- 1			
0- 0	0- 0	0- 0	NEUTRAL	0- 0	0- 0	0- 0			
0- 0	0- 0	0- 0	CONFERENCE	0- 0	0- 0	0- 0			
0- 0	0- 0	0- 0	HOME	0- 0	0- 0	0- 0			
0- 0	0- 0	0- 0	AWAY	0- 0	0- 0	0- 0			
0- 0	0- 0	0- 0	NEUTRAL	0- 0	0- 0	0- 0			

RPI S Opponent Score	RPI S Opponent Score	RPI S Opponent Score	RPI S Opponent Score
19 A Tennessee 46 73		52 A Charlotte 53 70	197 A Furman 47 58
		79 A Tennessee Tech 53 60	237 H Davidson 69 56
			245 H Wofford 60 46
			289 H ETSU 56 55
			314 H Western Caro. 74 49
LAST 12 Division I GAMES:			
79 A Tennessee Tech 53 60	237 H Davidson 69 56	19 A Tennessee 46 73	
289 H ETSU 56 55	314 H Western Caro. 74 49	52 A Charlotte 53 70	
197 A Furman 47 58			
245 H Wofford 60 46			

Non-Div I Games: Warren Wilson 92 31

UNC Asheville

Average RPI Win:	307	WON-LOST	WINNING	LAST 10	STRENGTH OF	OPP. STRENGTH	TEAM	ADJ.	CONF.	ADJ CONF.
Average RPI Loss:	192	RECORD	PCT. RANK	GAMES	SCHEDULE	OF SCHEDULE	RPI	RPI	RPI	RPI

DIV. I ONLY	1- 6	307	1- 0	266	244	327	327	25	25
DIV. I NON-CONF.	1- 6	307	1- 0	266	244	327	327	25	25
TOTALS	RPI 1-25	RPI 26-50	W-L RECORDS	RPI 51-100	RPI 101-150	RPI 150+			
1- 6	0- 0	0- 1	OVERALL	0- 0	0- 0	1- 5			
1- 0	0- 0	0- 0	HOME	0- 0	0- 0	1- 0			
0- 6	0- 0	0- 1	AWAY	0- 0	0- 0	0- 5			
0- 0	0- 0	0- 0	NEUTRAL	0- 0	0- 0	0- 0			
1- 6	0- 0	0- 1	NON-CONFERENCE	0- 0	0- 0	1- 5			
1- 0	0- 0	0- 0	HOME	0- 0	0- 0	1- 0			
0- 6	0- 0	0- 1	AWAY	0- 0	0- 0	0- 5			
0- 0	0- 0	0- 0	NEUTRAL	0- 0	0- 0	0- 0			
0- 0	0- 0	0- 0	CONFERENCE	0- 0	0- 0	0- 0			
0- 0	0- 0	0- 0	HOME	0- 0	0- 0	0- 0			
0- 0	0- 0	0- 0	AWAY	0- 0	0- 0	0- 0			
0- 0	0- 0	0- 0	NEUTRAL	0- 0	0- 0	0- 0			

RPI 1-25	RPI 26-50	RPI 51-100	RPI 101+	Team's RPI: 327
RPI S Opponent Score	RPI S Opponent Score	RPI S Opponent Score	RPI S Opponent Score	
	33 A North Carolina 62 83		156 A Appalachian St. 65 68	
			199 A Campbell I 49 53	
			201 A Georgia St. 63 70	
			222 A High Point 75 82	
			307 H Liberty 48 45	
			340 A N.C. Central 57 66	
LAST 12 Division I GAMES:				
	33 A North Carolina 62 83	307 H Liberty 48 45		
	222 A High Point 75 82	340 A N.C. Central 57 66		
	199 A Campbell I 49 53			
	156 A Appalachian St. 65 68			
	201 A Georgia St. 63 70			

Non-Div I Games:	Pfeiffer	92 23	UNC Pembroke	72 32	Lees-McRae	92 36	Young Harris	62 29	UNC Greensboro
------------------	----------	-------	--------------	-------	------------	-------	--------------	-------	----------------



Average RPI Win: **341**  
 Average RPI Loss: **87**

WON-LOST  
RECORD

WINNING  
PCT. RANK

LAST 10  
GAMES

STRENGTH OF  
SCHEDULE

OPP. STRENGTH  
OF SCHEDULE

TEAM  
RPI

ADJ.  
RPI

CONF.  
RPI

ADJ CONF.  
RPI

DIV. I ONLY	3- 4	203	0- 1	214	266	200	200	13	13
DIV. I NON-CONF.	3- 4	203	0- 1	214	266	200	200	13	13
TOTALS	RPI 1-25	RPI 26-50	W-L RECORDS	RPI 51-100	RPI 101-150	RPI 150+			
3- 4	0- 0	0- 1	OVERALL	0- 1	0- 2	3- 0			
2- 0	0- 0	0- 0	HOME	0- 0	0- 0	2- 0			
1- 4	0- 0	0- 1	AWAY	0- 1	0- 2	1- 0			
0- 0	0- 0	0- 0	NEUTRAL	0- 0	0- 0	0- 0			
3- 4	0- 0	0- 1	NON-CONFERENCE	0- 1	0- 2	3- 0			
2- 0	0- 0	0- 0	HOME	0- 0	0- 0	2- 0			
1- 4	0- 0	0- 1	AWAY	0- 1	0- 2	1- 0			
0- 0	0- 0	0- 0	NEUTRAL	0- 0	0- 0	0- 0			
0- 0	0- 0	0- 0	CONFERENCE	0- 0	0- 0	0- 0			
0- 0	0- 0	0- 0	HOME	0- 0	0- 0	0- 0			
0- 0	0- 0	0- 0	AWAY	0- 0	0- 0	0- 0			
0- 0	0- 0	0- 0	NEUTRAL	0- 0	0- 0	0- 0			

RPI	S	Opponent	Score	RPI	S	Opponent	Score	RPI	S	Opponent	Score	RPI	S	Opponent	Score	Team's RPI: 200
33	A	North Carolina	55 82	75	A	Ohio	72 95	115	A	Pittsburgh	56 60	125	A	VCU	47 58	
								337	H	Presbyteria n	63 48	340	A	N. C. Central	89 82	
								345	H	Grand Canyon	77 55					
LAST 12 Division I GAMES:																
115	A	Pittsburgh	56 60	33	A	North Carolina	55 82	125	A	VCU	47 58	340	A	N. C. Central	89 82	
				345	H	Grand Canyon	77 55	337	H	Presbyteria n	63 48	75	A	Ohio	72 95	

Non-Div I Games: Fayetteville St. 72 54 Belmont Abbey 74 58

UNCW

Loss, Non-Conf, S Site, H Home A Away N Neutral

Average RPI Win:	178	WON-LOST	WINNING	LAST 10	STRENGTH OF	OPP. STRENGTH	TEAM	ADJ.	CONF.	ADJ CONF.
Average RPI Loss:	55	RECORD	PCT. RANK	GAMES	SCHEDULE	OF SCHEDULE	RPI	RPI	RPI	RPI
DIV. I ONLY	5- 4	140	0- 1	119	46	83	83	14	14	
DIV. I NON-CONF.	5- 4	140	0- 1	119	46	83	83	14	14	
-----										
TOTALS	RPI 1-25	RPI 26-50	W-L RECORDS	RPI 51-100	RPI 101-150	RPI 150+				
5- 4	0- 2	1- 0	OVERALL	0- 1	1- 1	3- 0				
3- 0	0- 0	0- 0	HOME	0- 0	1- 0	2- 0				
2- 3	0- 2	1- 0	AWAY	0- 0	0- 1	1- 0				
0- 1	0- 0	0- 0	NEUTRAL	0- 1	0- 0	0- 0				
5- 4	0- 2	1- 0	NON-CONFERENCE	0- 1	1- 1	3- 0				
3- 0	0- 0	0- 0	HOME	0- 0	1- 0	2- 0				
2- 3	0- 2	1- 0	AWAY	0- 0	0- 1	1- 0				
0- 1	0- 0	0- 0	NEUTRAL	0- 1	0- 0	0- 0				
0- 0	0- 0	0- 0	CONFERENCE	0- 0	0- 0	0- 0				
0- 0	0- 0	0- 0	HOME	0- 0	0- 0	0- 0				
0- 0	0- 0	0- 0	AWAY	0- 0	0- 0	0- 0				
0- 0	0- 0	0- 0	NEUTRAL	0- 0	0- 0	0- 0				

RPI 1-25				RPI 26-50				RPI 51-100				Team's RPI : 83				RPI 101+			
RPI	S	Opponent	Score	RPI	S	Opponent	Score	RPI	S	Opponent	Score	RPI	S	Opponent	Score	RPI	S	Opponent	Score
10	A	Marquette	61 102	43	A	IUPUI	53 40	82	N	Boi se St.	60 61	113	A	Northern Ill.	59 70				
15	A	Iowa	57 83									126	H	Creighton	65 55				
												216	H	Del aware	79 67				
												226	H	North Dakota	64 60				
												277	A	Long Beach St.	71 64				
-----																			
LAST 12 Division I GAMES:																			
113	A	Northern Ill.	59 70	277	A	Long Beach St.	71 64												
10	A	Marquette	61 102	126	H	Creighton	65 55												
15	A	Iowa	57 83	216	H	Del aware	79 67												
226	H	North Dakota	64 60																
43	A	IUPUI	53 40																
82	N	Boi se St.	60 61																

Non-Div I Games: Minnesota St. 73 56

UNI

Average RPI	Win:	309	WON-LOST	WINNING	LAST 10	STRENGTH OF	OPP. STRENGTH	TEAM	ADJ.	CONF.	ADJ CONF.
Average RPI	Loss:	123	RECORD	PCT. RANK	GAMES	SCHEDULE	OF SCHEDULE	RPI	RPI	RPI	RPI
DIV. I ONLY		1- 9	326	0- 1	39	272	253	253	9	9	
DIV. I NON-CONF.		1- 9	326	0- 1	39	272	253	253	9	9	
-----											
TOTALS	RPI 1-25		RPI 26-50		W-L RECORDS	RPI 51-100	RPI 101-150		RPI 150+		
1- 9	0- 1		0- 1		OVERALL	0- 2	0- 2		1- 3		
1- 5	0- 1		0- 0		HOME	0- 2	0- 1		1- 1		
0- 4	0- 0		0- 1		AWAY	0- 0	0- 1		0- 2		
0- 0	0- 0		0- 0		NEUTRAL	0- 0	0- 0		0- 0		
1- 9	0- 1		0- 1		NON-CONFERENCE	0- 2	0- 2		1- 3		
1- 5	0- 1		0- 0		HOME	0- 2	0- 1		1- 1		
0- 4	0- 0		0- 1		AWAY	0- 0	0- 1		0- 2		
0- 0	0- 0		0- 0		NEUTRAL	0- 0	0- 0		0- 0		
0- 0	0- 0		0- 0		CONFERENCE	0- 0	0- 0		0- 0		
0- 0	0- 0		0- 0		HOME	0- 0	0- 0		0- 0		
0- 0	0- 0		0- 0		AWAY	0- 0	0- 0		0- 0		
0- 0	0- 0		0- 0		NEUTRAL	0- 0	0- 0		0- 0		

RPI 1-25				RPI 26-50				RPI 51-100				RPI 101+ Team's RPI: 253			
RPI	S	Opponent	Score	RPI	S	Opponent	Score	RPI	S	Opponent	Score	RPI	S	Opponent	Score
21	H	Gonzaga	59 70	41	A	Duke	38 66	56	H	Southern California	72 86	105	H	Wright St.	52 68
								58	H	Middle Tenn.	62 66	108	A	UC Irvine	55 57
												157	A	Portland St.	49 58
												266	H	Hawaii	61 66
												296	A	South Carolina St.	49 58
												309	H	UC Santa Barbara	69 51
LAST 12 Division I GAMES:															
296	A	South Carolina St.	49 58	58	H	Middle Tenn.	62 66	266	H	Hawaii	61 66				
41	A	Duke	38 66					157	A	Portland St.	49 58				
56	H	Southern California	72 86					105	H	Wright St.	52 68				
309	H	UC Santa Barbara	69 51												
21	H	Gonzaga	59 70												
108	A	UC Irvine	55 57												

Non-Div I Games:

UNLV

Average RPI Win:	340	WON-LOST	WINNING	LAST 10	STRENGTH OF	OPP. STRENGTH	TEAM	ADJ.	CONF.	ADJ CONF.
Average RPI Loss:	202	RECORD	PCT. RANK	GAMES	SCHEDULE	OF SCHEDULE	RPI	RPI	RPI	RPI

DIV. I ONLY	1- 7	311	0- 0	238	309	303	303	29	29
DIV. I NON-CONF.	1- 7	311	0- 0	238	309	303	303	29	29
-----									
TOTALS	RPI 1-25	RPI 26-50	W-L RECORDS	RPI 51-100	RPI 101-150	RPI 150+			
1- 7	0- 0	0- 1	OVERALL	0- 0	0- 1	1- 5			
0- 0	0- 0	0- 0	HOME	0- 0	0- 0	0- 0			
1- 7	0- 0	0- 1	AWAY	0- 0	0- 1	1- 5			
0- 0	0- 0	0- 0	NEUTRAL	0- 0	0- 0	0- 0			
1- 7	0- 0	0- 1	NON-CONFERENCE	0- 0	0- 1	1- 5			
0- 0	0- 0	0- 0	HOME	0- 0	0- 0	0- 0			
1- 7	0- 0	0- 1	AWAY	0- 0	0- 1	1- 5			
0- 0	0- 0	0- 0	NEUTRAL	0- 0	0- 0	0- 0			
0- 0	0- 0	0- 0	CONFERENCE	0- 0	0- 0	0- 0			
0- 0	0- 0	0- 0	HOME	0- 0	0- 0	0- 0			
0- 0	0- 0	0- 0	AWAY	0- 0	0- 0	0- 0			
0- 0	0- 0	0- 0	NEUTRAL	0- 0	0- 0	0- 0			

RPI 1-25	RPI 26-50	RPI 51-100	RPI 101+	Team's RPI: 303
RPI S Opponent Score	RPI S Opponent Score	RPI S Opponent Score	RPI S Opponent Score	
	31 A Virginia Tech 45 96		124 A Nebraska 64 87	
			188 A East Carolina 53 63	
			197 A Furman 67 78	
			261 A Omaha 69 96	
			296 A South Carolina St. 66 71	
			314 A Western Caro. 64 68	
			340 A N. C. Central 82 63	
LAST 12 Division I GAMES:				
124 A Nebraska 64 87	188 A East Carolina 53 63			
261 A Omaha 69 96	314 A Western Caro. 64 68			
31 A Virginia Tech 45 96	296 A South Carolina St. 66 71			
	340 A N. C. Central 82 63			
	197 A Furman 67 78			

Non-Div I Games: Brevard 71 53 Converse 69 51 UNKNOWN 101 53

USC Upstate

Average RPI Win: 227		WON-LOST	WINNING	LAST 10	STRENGTH OF		OPP. STRENGTH	TEAM	ADJ.	CONF.	ADJ CONF.
Average RPI Loss: 72		RECORD	PCT. RANK	GAMES	SCHEDULE		OF SCHEDULE	RPI	RPI	RPI	RPI
DIV. I ONLY		6- 2	69	1- 0	317		69	152	152	19	19
DIV. I NON-CONF.		6- 2	69	1- 0	317		69	152	152	19	19
-----											
TOTALS		RPI 1-25		RPI 26-50	W-L RECORDS		RPI 51-100	RPI 101-150		RPI 150+	
6- 2		0- 0		0- 1	OVERALL		0- 1	2- 0		4- 0	
2- 1		0- 0		0- 1	HOME		0- 0	0- 0		2- 0	
4- 1		0- 0		0- 0	AWAY		0- 1	2- 0		2- 0	
0- 0		0- 0		0- 0	NEUTRAL		0- 0	0- 0		0- 0	
6- 2		0- 0		0- 1	NON-CONFERENCE		0- 1	2- 0		4- 0	
2- 1		0- 0		0- 1	HOME		0- 0	0- 0		2- 0	
4- 1		0- 0		0- 0	AWAY		0- 1	2- 0		2- 0	
0- 0		0- 0		0- 0	NEUTRAL		0- 0	0- 0		0- 0	
0- 0		0- 0		0- 0	CONFERENCE		0- 0	0- 0		0- 0	
0- 0		0- 0		0- 0	HOME		0- 0	0- 0		0- 0	
0- 0		0- 0		0- 0	AWAY		0- 0	0- 0		0- 0	
0- 0		0- 0		0- 0	NEUTRAL		0- 0	0- 0		0- 0	

RPI	S	Opponent	Score	RPI	S	Opponent	Score	RPI	S	Opponent	Score	RPI	S	Opponent	Score
49	H	Arkansas	65 66	95	A	Fresno St.	61 70	128	A	Houston	65 61	138	A	Oral Roberts	80 62
								231	H	Grambling	78 54	246	A	San Francisco	80 73
								293	A	Incarnate Word	97 49	325	H	Jackson St.	99 63
-----															
Team's RPI: 152															
LAST 12 Division I GAMES:															
128	A	Houston	65 61	246	A	San Francisco	80 73								
138	A	Oral Roberts	80 62	95	A	Fresno St.	61 70								
293	A	Incarnate Word	97 49	231	H	Grambling	78 54								
				49	H	Arkansas	65 66								
				325	H	Jackson St.	99 63								

Non-Div I Games:

UT Arlington

Average RPI	Win:	199	WON-LOST	WINNING	LAST 10	STRENGTH OF	OPP. STRENGTH	TEAM	ADJ.	CONF.	ADJ CONF.
Average RPI	Loss:	44	RECORD	PCT. RANK	GAMES	SCHEDULE	OF SCHEDULE	RPI	RPI	RPI	RPI
DIV. I ONLY		5- 3		116	0- 0	129	86	54	54	21	21
DIV. I NON-CONF.		5- 3		116	0- 0	129	86	54	54	21	21
<hr/>											
TOTALS	RPI 1-25		RPI 26-50		W-L RECORDS	RPI 51-100		RPI 101-150		RPI 150+	
5- 3	0- 1		0- 1		OVERALL	0- 1		2- 0		3- 0	
3- 0	0- 0		0- 0		HOME	0- 0		1- 0		2- 0	
2- 3	0- 1		0- 1		AWAY	0- 1		1- 0		1- 0	
0- 0	0- 0		0- 0		NEUTRAL	0- 0		0- 0		0- 0	
5- 3	0- 1		0- 1		NON-CONFERENCE	0- 1		2- 0		3- 0	
3- 0	0- 0		0- 0		HOME	0- 0		1- 0		2- 0	
2- 3	0- 1		0- 1		AWAY	0- 1		1- 0		1- 0	
0- 0	0- 0		0- 0		NEUTRAL	0- 0		0- 0		0- 0	
0- 0	0- 0		0- 0		CONFERENCE	0- 0		0- 0		0- 0	
0- 0	0- 0		0- 0		HOME	0- 0		0- 0		0- 0	
0- 0	0- 0		0- 0		AWAY	0- 0		0- 0		0- 0	
0- 0	0- 0		0- 0		NEUTRAL	0- 0		0- 0		0- 0	

RPI 1-25				RPI 26-50				RPI 51-100				Team's RPI : 54				RPI 101+			
RPI	S	Opponent	Score	RPI	S	Opponent	Score	RPI	S	Opponent	Score	RPI	S	Opponent	Score	RPI	S	Opponent	Score
11	A	Louisville	62 102	43	A	IUPUI	72 73	77	A	Northwestern	64 90	135	A	Chattanooga	81 79	150	H	Southern Ill.	95 94
												168	H	Arkansas St.	97 91	219	H	Samford	89 68
												323	A	Lipscomb	62 53				
LAST 12 Division I GAMES:																			
11	A	Louisville	62 102	323	A	Lipscomb	62 53												
135	A	Chattanooga	81 79	219	H	Samford	89 68												
77	A	Northwestern	64 90																
168	H	Arkansas St.	97 91																
43	A	IUPUI	72 73																
150	H	Southern Ill.	95 94																

Non-Div I Games: Ala.-Huntsville 100 69 Christian Bros. 108 82

UT Martin

U  
T  
E  
P

UTEP				Through Games Of Dec. 19, 2018								
Average RPI	Win:	319	WON-LOST	WINNING	LAST 10	STRENGTH OF	OPP. STRENGTH	TEAM	ADJ.	CONF.	ADJ CONF.	
Average RPI	Loss:	147	RECORD	PCT. RANK	GAMES	SCHEDULE	OF SCHEDULE	RPI	RPI	RPI	RPI	
DIV. I ONLY			2- 8	283	0- 1	206	298	319	319	17	17	
DIV. I NON-CONF.			2- 8	283	0- 1	206	298	319	319	17	17	
-----												
TOTALS	RPI	1-25		RPI	26-50	W-L RECORDS	RPI	51-100	RPI	101-150	RPI	150+
2- 8		0- 0			0- 1	OVERALL		0- 0		0- 3		2- 4
2- 5		0- 0			0- 0	HOME		0- 0		0- 2		2- 3
0- 3		0- 0			0- 1	AWAY		0- 0		0- 1		0- 1
0- 0		0- 0			0- 0	NEUTRAL		0- 0		0- 0		0- 0
2- 8		0- 0			0- 1	NON-CONFERENCE		0- 0		0- 3		2- 4
2- 5		0- 0			0- 0	HOME		0- 0		0- 2		2- 3
0- 3		0- 0			0- 1	AWAY		0- 0		0- 1		0- 1
0- 0		0- 0			0- 0	NEUTRAL		0- 0		0- 0		0- 0
0- 0		0- 0			0- 0	CONFERENCE		0- 0		0- 0		0- 0
0- 0		0- 0			0- 0	HOME		0- 0		0- 0		0- 0
0- 0		0- 0			0- 0	AWAY		0- 0		0- 0		0- 0
0- 0		0- 0			0- 0	NEUTRAL		0- 0		0- 0		0- 0

U  
T  
E  
P

RPI 1-25				RPI 26-50				RPI 51-100				RPI 101+ Team's RPI: 319			
RPI	S	Opponent	Score	RPI	S	Opponent	Score	RPI	S	Opponent	Score	RPI	S	Opponent	Score
				27	A	New Mexico	51 69					104	A	Arizona	40 62
												116	H	New Mexico St.	65 69
												132	H	Abilene Christian	69 70
												157	H	Portland St.	61 89
												168	H	Arkansas St.	66 67
												174	H	Nicholls St.	56 58
												287	H	CSU Bakersfield	53 47
												300	A	Weber St.	63 68
												351	H	Alcorn	77 51
LAST 12 Division I GAMES:															
				132	H	Abilene Christian	69 70	104	A	Arizona	40 62				
				174	H	Nicholls St.	56 58	157	H	Portland St.	61 89				
				116	H	New Mexico St.	65 69	27	A	New Mexico	51 69				
				287	H	CSU Bakersfield	53 47	168	H	Arkansas St.	66 67				
				351	H	Alcorn	77 51	300	A	Weber St.	63 68				

Non-Div I Games:

UTEP

Average RPI Win:	296
Average RPI Loss:	254

DIV. I ONLY	4- 4	163	0- 1	350	265	334	334	30	30
DIV. I NON-CONF.	4- 4	163	0- 1	350	265	334	334	30	30
TOTALS	RPI 1-25	RPI 26-50	W-L RECORDS	RPI 51-100	RPI 101-150	RPI 150+			
4- 4	0- 0	0- 0	OVERALL	0- 0	0- 0	4- 4			
2- 2	0- 0	0- 0	HOME	0- 0	0- 0	2- 2			
2- 2	0- 0	0- 0	AWAY	0- 0	0- 0	2- 2			
0- 0	0- 0	0- 0	NEUTRAL	0- 0	0- 0	0- 0			
4- 4	0- 0	0- 0	NON-CONFERENCE	0- 0	0- 0	4- 4			
2- 2	0- 0	0- 0	HOME	0- 0	0- 0	2- 2			
2- 2	0- 0	0- 0	AWAY	0- 0	0- 0	2- 2			
0- 0	0- 0	0- 0	NEUTRAL	0- 0	0- 0	0- 0			
0- 0	0- 0	0- 0	CONFERENCE	0- 0	0- 0	0- 0			
0- 0	0- 0	0- 0	HOME	0- 0	0- 0	0- 0			
0- 0	0- 0	0- 0	AWAY	0- 0	0- 0	0- 0			
0- 0	0- 0	0- 0	NEUTRAL	0- 0	0- 0	0- 0			

RPI 1-25				RPI 26-50				RPI 51-100				RPI 101+ Team's RPI: 334			
RPI	S	Opponent	Score	RPI	S	Opponent	Score	RPI	S	Opponent	Score	RPI	S	Opponent	Score
												193	H	Prairie View	57 50
												206	A	Massachusetts	70 74
												209	H	Texas Southern	55 69
												278	A	UTSA	58 61
												322	A	A&M-Corpus Christi	70 57
												322	H	A&M-Corpus Christi	49 59
												328	A	Canisius	57 53
												341	H	Louisiana	75 60
LAST 12 Division I GAMES:															
				209	H	Texas Southern	55 69	322	A	A&M-Corpus Christi	70 57				
				322	H	A&M-Corpus Christi	49 59	341	H	Louisiana	75 60				
								193	H	Prairie View	57 50				
								206	A	Massachusetts	70 74				
								328	A	Canisius	57 53				
								278	A	UTSA	58 61				

UTRGV



Average RPI Win: 269

Average RPI Loss: 124

WON-LOST  
RECORDWINNING  
PCT. RANKLAST 10  
GAMESSTRENGTH OF  
SCHEDULEOPP. STRENGTH  
OF SCHEDULETEAM  
RPIADJ.  
RPICONF.  
RPIADJ CONF.  
RPIDIV. I ONLY  
DIV. I NON-CONF.3- 6  
3- 6237  
2371- 0  
1- 0181  
181234  
234278  
278278  
27817  
1717  
17

TOTALS

RPI 1-25

RPI 26-50

W-L RECORDS

RPI 51-100

RPI 101-150

RPI 150+

3- 6  
3- 3  
0- 2  
0- 10- 0  
0- 0  
0- 0  
0- 00- 1  
0- 1  
0- 0  
0- 0OVERALL  
HOME  
AWAY  
NEUTRAL0- 3  
0- 1  
0- 2  
0- 00- 0  
0- 0  
0- 0  
0- 03- 2  
3- 1  
0- 0  
0- 13- 6  
3- 3  
0- 2  
0- 10- 0  
0- 0  
0- 0  
0- 00- 1  
0- 1  
0- 0  
0- 0NON-CONFERENCE  
HOME  
AWAY  
NEUTRAL0- 3  
0- 1  
0- 2  
0- 00- 0  
0- 0  
0- 0  
0- 03- 2  
3- 1  
0- 0  
0- 10- 0  
0- 0  
0- 0  
0- 00- 0  
0- 0  
0- 0  
0- 00- 0  
0- 0  
0- 0  
0- 0CONFERENCE  
HOME  
AWAY  
NEUTRAL0- 0  
0- 0  
0- 0  
0- 00- 0  
0- 0  
0- 0  
0- 00- 0  
0- 0  
0- 0  
0- 0

RPI 1-25

RPI 26-50

RPI 51-100

RPI 101+

Team's RPI: 278

RPI S Opponent Score

RPI S Opponent Score

RPI S Opponent Score

RPI S Opponent Score

43 H IUPUI 50 58

60 A Texas 54 98

172 H San Diego 87 77

97 A Seton Hall 53 84

175 H Texas St. 60 68

98 H Utah St. 56 62

273 N UMBC 58 72

300 H Weber St. 66 59

334 H UTRGV 61 58

LAST 12 Division I GAMES:

172 H San Diego 87 77

175 H Texas St. 60 68

98 H Utah St. 56 62

334 H UTRGV 61 58

60 A Texas 54 98

97 A Seton Hall 53 84

300 H Weber St. 66 59

273 N UMBC 58 72

43 H IUPUI 50 58

Non-Div I Games: Concordia (TX) 78 51

UTSA

Loss, Non-Conf, S Site, H Home A Away N Neutral

U  
t  
a  
h

Utah

Utah

Average RPI	Win:	249	WON-LOST	WINNING	LAST 10	STRENGTH OF	OPP. STRENGTH	TEAM	ADJ.	CONF.	ADJ CONF.
Average RPI	Loss:	49	RECORD	PCT. RANK	GAMES	SCHEDULE	OF SCHEDULE	RPI	RPI	RPI	RPI
DIV. I ONLY		4- 5		190	1- 0	46	128	98	98	9	9
DIV. I NON-CONF.		4- 5		190	1- 0	46	128	98	98	9	9
-----											
TOTALS	RPI 1-25		RPI 26-50		W-L RECORDS	RPI 51-100		RPI 101-150		RPI 150+	
4- 5	0- 1		0- 1		OVERALL	0- 3		0- 0		4- 0	
1- 2	0- 1		0- 0		HOME	0- 1		0- 0		1- 0	
3- 1	0- 0		0- 0		AWAY	0- 1		0- 0		3- 0	
0- 2	0- 0		0- 1		NEUTRAL	0- 1		0- 0		0- 0	
4- 5	0- 1		0- 1		NON-CONFERENCE	0- 3		0- 0		4- 0	
1- 2	0- 1		0- 0		HOME	0- 1		0- 0		1- 0	
3- 1	0- 0		0- 0		AWAY	0- 1		0- 0		3- 0	
0- 2	0- 0		0- 1		NEUTRAL	0- 1		0- 0		0- 0	
0- 0	0- 0		0- 0		CONFERENCE	0- 0		0- 0		0- 0	
0- 0	0- 0		0- 0		HOME	0- 0		0- 0		0- 0	
0- 0	0- 0		0- 0		AWAY	0- 0		0- 0		0- 0	
0- 0	0- 0		0- 0		NEUTRAL	0- 0		0- 0		0- 0	

RPI 1-25				RPI 26-50				RPI 51-100				RPI 101+			
RPI	S	Opponent	Score	RPI	S	Opponent	Score	RPI	S	Opponent	Score	RPI	S	Opponent	Score
4	H	Oregon	58 88	32	N	Colorado	68 78	56	N	Southern California	46 55	167	A	Washington St.	72 61
								69	H	BYU	57 62	269	A	North Texas	57 41
								84	A	Portland	54 61	278	A	UTSA	62 56
												282	H	Utah Valley	67 62
-----															
LAST 12 Division I GAMES:															
				56	N	Southern California	46 55	282	H	Utah Valley	67 62				
				69	H	BYU	57 62	269	A	North Texas	57 41				
				4	H	Oregon	58 88	278	A	UTSA	62 56				
				167	A	Washington St.	72 61	84	A	Portland	54 61				
								32	N	Colorado	68 78				

Non-Div I Games: Northern N.M. 106 35

Utah St.

Average RPI Win: 305  
Average RPI Loss: 104

WON-LOST  
RECORD

WINNING  
PCT. RANK

LAST 10  
GAMES

STRENGTH OF  
SCHEDULE

OPP. STRENGTH  
OF SCHEDULE

TEAM  
RPI

ADJ.  
RPI

CONF.  
RPI

ADJ CONF.  
RPI

DIV. I ONLY	2- 6	269	1- 0	207	137	282	282	30	30
DIV. I NON-CONF.	2- 6	269	1- 0	207	137	282	282	30	30
<hr/>									
TOTALS	RPI 1-25	RPI 26-50	W-L RECORDS	RPI 51-100	RPI 101-150	RPI 150+			
2- 6	0- 0	0- 0	OVERALL	0- 5	0- 0	2- 1			
2- 2	0- 0	0- 0	HOME	0- 2	0- 0	2- 0			
0- 4	0- 0	0- 0	AWAY	0- 3	0- 0	0- 1			
0- 0	0- 0	0- 0	NEUTRAL	0- 0	0- 0	0- 0			
2- 6	0- 0	0- 0	NON-CONFERENCE	0- 5	0- 0	2- 1			
2- 2	0- 0	0- 0	HOME	0- 2	0- 0	2- 0			
0- 4	0- 0	0- 0	AWAY	0- 3	0- 0	0- 1			
0- 0	0- 0	0- 0	NEUTRAL	0- 0	0- 0	0- 0			
0- 0	0- 0	0- 0	CONFERENCE	0- 0	0- 0	0- 0			
0- 0	0- 0	0- 0	HOME	0- 0	0- 0	0- 0			
0- 0	0- 0	0- 0	AWAY	0- 0	0- 0	0- 0			
0- 0	0- 0	0- 0	NEUTRAL	0- 0	0- 0	0- 0			

RPI 1-25				RPI 26-50				RPI 51-100				RPI 101+ Team's RPI: 282			
RPI	S	Opponent	Score	RPI	S	Opponent	Score	RPI	S	Opponent	Score	RPI	S	Opponent	Score
								64	A	Idaho St.	68 80	214	A	Southern Utah	59 60
								69	H	BYU	51 77	300	H	Weber St.	65 59
								84	H	Portland	60 65	309	H	UC Santa Barbara	63 54
								94	A	Utah	47 85				
								98	A	Utah St.	62 67				
<hr/>															
LAST 12 Division I GAMES:															
				300	H	Weber St.	65 59	64	A	Idaho St.	68 80				
				98	A	Utah St.	62 67	214	A	Southern Utah	59 60				
								94	A	Utah	47 85				
								69	H	BYU	51 77				
								84	H	Portland	60 65				
								309	H	UC Santa Barbara	63 54				

Non-Div I Games: Ottawa (AZ) 90 61 La Verne 86 79 Arizona Christian 76 68

Utah Valley

Loss, Non-Conf, S Site, H Home A Away N Neutral

Average RPI Win:	212	WON-LOST	WINNING	LAST 10	STRENGTH OF	OPP. STRENGTH	TEAM	ADJ.	CONF.	ADJ CONF.
Average RPI Loss:	71	RECORD	PCT. RANK	GAMES	SCHEDULE	OF SCHEDULE	RPI	RPI	RPI	RPI
DIV. I ONLY	6- 5	157	0- 1	138	112	125	125	16	16	
DIV. I NON-CONF.	6- 5	157	0- 1	138	112	125	125	16	16	
-----										
TOTALS	RPI 1-25	RPI 26-50	W-L RECORDS	RPI 51-100	RPI 101-150	RPI 150+				
6- 5	0- 1	0- 2	OVERALL	1- 0	0- 1	5- 1				
3- 1	0- 0	0- 0	HOME	1- 0	0- 1	2- 0				
2- 3	0- 1	0- 1	AWAY	0- 0	0- 0	2- 1				
1- 1	0- 0	0- 1	NEUTRAL	0- 0	0- 0	1- 0				
6- 5	0- 1	0- 2	NON-CONFERENCE	1- 0	0- 1	5- 1				
3- 1	0- 0	0- 0	HOME	1- 0	0- 1	2- 0				
2- 3	0- 1	0- 1	AWAY	0- 0	0- 0	2- 1				
1- 1	0- 0	0- 1	NEUTRAL	0- 0	0- 0	1- 0				
0- 0	0- 0	0- 0	CONFERENCE	0- 0	0- 0	0- 0				
0- 0	0- 0	0- 0	HOME	0- 0	0- 0	0- 0				
0- 0	0- 0	0- 0	AWAY	0- 0	0- 0	0- 0				
0- 0	0- 0	0- 0	NEUTRAL	0- 0	0- 0	0- 0				

RPI	S	Opponent	Score	RPI	S	Opponent	Score	RPI	S	Opponent	Score	RPI	S	Opponent	Score	Team's RPI: 125
23	A	Old Dominion	57 60	33	A	North Carolina	47 59	66	H	Wake Forest	53 40	102	H	Radford	49 54	
				43	N	IUPUI	61 63					154	A	Cincinnati	54 66	
												176	A	William & Mary	72 55	
												180	A	Georgetown	47 45	
												200	H	UNCW	58 47	
												300	N	Weber St.	64 36	
												348	H	Longwood	84 55	
-----																
LAST 12 Division I GAMES:																
102	H	Radford	49 54	300	N	Weber St.	64 36	66	H	Wake Forest	53 40	33	A	North Carolina	47 59	
23	A	Old Dominion	57 60									348	H	Longwood	84 55	
154	A	Cincinnati	54 66					176	A	William & Mary	72 55					
180	A	Georgetown	47 45													
200	H	UNCW	58 47													
43	N	IUPUI	61 63													

Non-Div I Games:

VCU

Average RPI Win: 302		WON-LOST	WINNING	LAST 10	STRENGTH OF		OPP. STRENGTH	TEAM	ADJ.	CONF.	ADJ CONF.
Average RPI Loss: 185		RECORD	PCT. RANK	GAMES	SCHEDULE		OF SCHEDULE	RPI	RPI	RPI	RPI
DIV. I ONLY		4- 7	235	1- 0	318		283	304	304	14	14
DIV. I NON-CONF.		4- 7	235	1- 0	318		283	304	304	14	14
-----											
TOTALS		RPI 1-25		RPI 26-50	W-L RECORDS		RPI 51-100	RPI 101-150		RPI 150+	
4- 7		0- 0		0- 1	OVERALL		0- 0	0- 2		4- 4	
1- 4		0- 0		0- 1	HOME		0- 0	0- 1		1- 2	
2- 3		0- 0		0- 0	AWAY		0- 0	0- 1		2- 2	
1- 0		0- 0		0- 0	NEUTRAL		0- 0	0- 0		1- 0	
4- 7		0- 0		0- 1	NON-CONFERENCE		0- 0	0- 2		4- 4	
1- 4		0- 0		0- 1	HOME		0- 0	0- 1		1- 2	
2- 3		0- 0		0- 0	AWAY		0- 0	0- 1		2- 2	
1- 0		0- 0		0- 0	NEUTRAL		0- 0	0- 0		1- 0	
0- 0		0- 0		0- 0	CONFERENCE		0- 0	0- 0		0- 0	
0- 0		0- 0		0- 0	HOME		0- 0	0- 0		0- 0	
0- 0		0- 0		0- 0	AWAY		0- 0	0- 0		0- 0	
0- 0		0- 0		0- 0	NEUTRAL		0- 0	0- 0		0- 0	

RPI	S	Opponent	Score	RPI	S	Opponent	Score	RPI	S	Opponent	Score	RPI	S	Opponent	Score
				46	H	Toledo	59 65					127	A	Illinois	54 73
												134	H	Miami (OH)	47 68
												211	A	Morehead St.	62 68
												226	H	North Dakota	56 62
												233	A	UIC	65 75
												241	H	Eastern Ill.	62 60
												302	N	St. Francis Brooklyn	78 76
												321	H	North Dakota St.	48 51
												329	A	Chicago St.	76 70
												336	A	Purdue Fort Wayne	68 64
LAST 12 Division I GAMES:															
321	H	North Dakota St.	48 51	336	A	Purdue Fort Wayne	68 64	211	A	Morehead St.	62 68	127	A	Illinois	54 73
134	H	Miami (OH)	47 68					226	H	North Dakota	56 62	233	A	UIC	65 75
241	H	Eastern Ill.	62 60												
329	A	Chicago St.	76 70												
46	H	Toledo	59 65												
302	N	St. Francis Brooklyn	78 76												

Non-Div I Games:

Valparaiso

Average RPI Win:	308	WON-LOST	WINNING	LAST 10	STRENGTH OF	OPP. STRENGTH	TEAM	ADJ.	CONF.	ADJ CONF.
Average RPI Loss:	57	RECORD	PCT. RANK	GAMES	SCHEDULE	OF SCHEDULE	RPI	RPI	RPI	RPI
DIV. I ONLY	4- 6	207	0- 1	65	225	170	170	5	5	
DIV. I NON-CONF.	4- 6	207	0- 1	65	225	170	170	5	5	
-----										
TOTALS	RPI 1-25	RPI 26-50	W-L RECORDS	RPI 51-100	RPI 101-150	RPI 150+				
4- 6	0- 2	0- 1	OVERALL	0- 2	0- 1	4- 0				
3- 2	0- 0	0- 1	HOME	0- 0	0- 1	3- 0				
1- 3	0- 1	0- 0	AWAY	0- 2	0- 0	1- 0				
0- 1	0- 1	0- 0	NEUTRAL	0- 0	0- 0	0- 0				
4- 6	0- 2	0- 1	NON-CONFERENCE	0- 2	0- 1	4- 0				
3- 2	0- 0	0- 1	HOME	0- 0	0- 1	3- 0				
1- 3	0- 1	0- 0	AWAY	0- 2	0- 0	1- 0				
0- 1	0- 1	0- 0	NEUTRAL	0- 0	0- 0	0- 0				
0- 0	0- 0	0- 0	CONFERENCE	0- 0	0- 0	0- 0				
0- 0	0- 0	0- 0	HOME	0- 0	0- 0	0- 0				
0- 0	0- 0	0- 0	AWAY	0- 0	0- 0	0- 0				
0- 0	0- 0	0- 0	NEUTRAL	0- 0	0- 0	0- 0				

RPI 1-25				RPI 26-50				RPI 51-100				RPI 101+ Team's RPI: 170			
RPI	S	Opponent	Score	RPI	S	Opponent	Score	RPI	S	Opponent	Score	RPI	S	Opponent	Score
2	N	UConn	42 80	47	H	Central Mich.	57 66	58	A	Middle Tenn.	58 65	142	H	North Ala.	71 74
3	A	NC State	54 74					87	A	Kansas St.	61 72	255	A	Ball St.	60 43
												292	H	Tennessee St.	89 63
												337	H	Presbyterian	78 43
												347	H	Austin Peay	99 70
LAST 12 Division I GAMES:															
87	A	Kansas St.	61 72	47	H	Central Mich.	57 66	255	A	Ball St.	60 43				
337	H	Presbyterian	78 43					58	A	Middle Tenn.	58 65				
292	H	Tennessee St.	89 63					142	H	North Ala.	71 74				
2	N	UConn	42 80												
3	A	NC State	54 74												
347	H	Austin Peay	99 70												

Non-Div I Games:

Vanderbilt

Average RPI Win:	297	WON-LOST	WINNING	LAST 10	STRENGTH OF	OPP. STRENGTH	TEAM	ADJ.	CONF.	ADJ CONF.
Average RPI Loss:	161	RECORD	PCT. RANK	GAMES	SCHEDULE	OF SCHEDULE	RPI	RPI	RPI	RPI

DIV. I ONLY	3- 6	237	0- 1	172	316	276	276	22	22
DIV. I NON-CONF.	3- 6	237	0- 1	172	316	276	276	22	22
TOTALS	RPI 1-25	RPI 26-50	W-L RECORDS	RPI 51-100	RPI 101-150	RPI 150+			
3- 6	0- 0	0- 0	OVERALL	0- 1	0- 3	3- 2			
2- 5	0- 0	0- 0	HOME	0- 0	0- 3	2- 2			
1- 1	0- 0	0- 0	AWAY	0- 1	0- 0	1- 0			
0- 0	0- 0	0- 0	NEUTRAL	0- 0	0- 0	0- 0			
3- 6	0- 0	0- 0	NON-CONFERENCE	0- 1	0- 3	3- 2			
2- 5	0- 0	0- 0	HOME	0- 0	0- 3	2- 2			
1- 1	0- 0	0- 0	AWAY	0- 1	0- 0	1- 0			
0- 0	0- 0	0- 0	NEUTRAL	0- 0	0- 0	0- 0			
0- 0	0- 0	0- 0	CONFERENCE	0- 0	0- 0	0- 0			
0- 0	0- 0	0- 0	HOME	0- 0	0- 0	0- 0			
0- 0	0- 0	0- 0	AWAY	0- 0	0- 0	0- 0			
0- 0	0- 0	0- 0	NEUTRAL	0- 0	0- 0	0- 0			

RPI 1-25	RPI 26-50	RPI 51-100	RPI 101+	Team's RPI: 276
RPI S Opponent Score	RPI S Opponent Score	RPI S Opponent Score	RPI S Opponent Score	
		88 A South Fla. 55 102	119 H Yale 55 58	
			140 H Rhode Isl and 58 61	
			144 H Drexel 44 60	
			212 H Holy Cross 40 65	
			230 H Ri der 54 49	
			261 H Dartmouth 42 66	
			330 A NJIT 71 63	
			331 H Wagner 56 54	
LAST 12 Division I GAMES:				
212 H Holy Cross 40 65	144 H Drexel 44 60			
331 H Wagner 56 54	88 A South Fla. 55 102			
140 H Rhode Isl and 58 61	119 H Yale 55 58			
261 H Dartmouth 42 66	330 A NJIT 71 63			
230 H Ri der 54 49				

Non-Div I Games: Norwich 78 28

Vermont



Average RPI Win:	187	WON-LOST	WINNING	LAST 10	STRENGTH OF	OPP. STRENGTH	TEAM	ADJ.	CONF.	ADJ CONF.
Average RPI Loss:	23	RECORD	PCT. RANK	GAMES	SCHEDULE	OF SCHEDULE	RPI	RPI	RPI	RPI
DIV. I ONLY	8- 2	48	1- 0	90	88	29	29	4	4	
DIV. I NON-CONF.	8- 2	48	1- 0	90	88	29	29	4	4	
-----										
TOTALS	RPI 1-25	RPI 26-50	W-L RECORDS	RPI 51-100	RPI 101-150	RPI 150+				
8- 2	0- 1	0- 1	OVERALL	1- 0	3- 0	4- 0				
5- 0	0- 0	0- 0	HOME	1- 0	2- 0	2- 0				
3- 1	0- 1	0- 0	AWAY	0- 0	1- 0	2- 0				
0- 1	0- 0	0- 1	NEUTRAL	0- 0	0- 0	0- 0				
8- 2	0- 1	0- 1	NON-CONFERENCE	1- 0	3- 0	4- 0				
5- 0	0- 0	0- 0	HOME	1- 0	2- 0	2- 0				
3- 1	0- 1	0- 0	AWAY	0- 0	1- 0	2- 0				
0- 1	0- 0	0- 1	NEUTRAL	0- 0	0- 0	0- 0				
0- 0	0- 0	0- 0	CONFERENCE	0- 0	0- 0	0- 0				
0- 0	0- 0	0- 0	HOME	0- 0	0- 0	0- 0				
0- 0	0- 0	0- 0	AWAY	0- 0	0- 0	0- 0				
0- 0	0- 0	0- 0	NEUTRAL	0- 0	0- 0	0- 0				

RPI 1-25				RPI 26-50				RPI 51-100				RPI 101+			
RPI	S	Opponent	Score	RPI	S	Opponent	Score	RPI	S	Opponent	Score	RPI	S	Opponent	Score
14	A	UCF	56 71	31	N	Virginia Tech	59 61	99	H	Princeton	67 46	114	H	Hartford	59 41
												130	A	Lehigh	70 48
												141	H	Georgia	62 56
												203	A	George Washington	60 45
												225	H	Temple	76 68
												285	H	La Salle	81 68
												301	A	Saint Joseph's	47 35
-----															
LAST 12 Division I GAMES:															
141	H	Georgia	62 56	225	H	Temple	76 68	203	A	George Washington	60 45	301	A	Saint Joseph's	47 35
285	H	La Salle	81 68	99	H	Princeton	67 46	14	A	UCF	56 71	114	H	Hartford	59 41
130	A	Lehigh	70 48	31	N	Virginia Tech	59 61								

Non-Div I Games:

Villanova

Average RPI	Win: 190	WON-LOST RECORD	WINNING PCT. RANK	LAST 10 GAMES	STRENGTH OF SCHEDULE	OPP. STRENGTH OF SCHEDULE	TEAM RPI	ADJ. RPI	CONF. RPI	ADJ CONF. RPI
Average RPI	Loss: 69									
DIV. I ONLY		4- 6	207	0- 1	59	98	161	161	1	1
DIV. I NON-CONF.		4- 6	207	0- 1	59	98	161	161	1	1
-----										
TOTALS	RPI 1-25		RPI 26-50		W-L RECORDS		RPI 51-100		RPI 101-150	RPI 150+
4- 6	1- 2		0- 2		OVERALL		0- 0		1- 1	2- 1
3- 4	0- 1		0- 1		HOME		0- 0		1- 1	2- 1
1- 2	1- 1		0- 1		AWAY		0- 0		0- 0	0- 0
0- 0	0- 0		0- 0		NEUTRAL		0- 0		0- 0	0- 0
4- 6	1- 2		0- 2		NON-CONFERENCE		0- 0		1- 1	2- 1
3- 4	0- 1		0- 1		HOME		0- 0		1- 1	2- 1
1- 2	1- 1		0- 1		AWAY		0- 0		0- 0	0- 0
0- 0	0- 0		0- 0		NEUTRAL		0- 0		0- 0	0- 0
0- 0	0- 0		0- 0		CONFERENCE		0- 0		0- 0	0- 0
0- 0	0- 0		0- 0		HOME		0- 0		0- 0	0- 0
0- 0	0- 0		0- 0		AWAY		0- 0		0- 0	0- 0
0- 0	0- 0		0- 0		NEUTRAL		0- 0		0- 0	0- 0

RPI 1-25				RPI 26-50				RPI 51-100				RPI 101+ Team's RPI: 161			
RPI	S	Opponent	Score	RPI	S	Opponent	Score	RPI	S	Opponent	Score	RPI	S	Opponent	Score
16	A	Kentucky	51 63	26	A	Michigan St.	66 91					102	H	Radford	44 57
17	H	Mississippi St.	44 72	47	H	Central Mich.	61 74					148	H	American	57 54
23	A	Old Dominion	73 67									205	H	Saint Louis	65 67
												257	H	Coppin St.	55 41
												333	H	N. C. A&T	67 57
-----															
LAST 12 Division I GAMES:															
102	H	Radford	44 57	26	A	Michigan St.	66 91	205	H	Saint Louis	65 67				
148	H	American	57 54	47	H	Central Mich.	61 74	333	H	N. C. A&T	67 57				
257	H	Coppin St.	55 41					23	A	Old Dominion	73 67				
17	H	Mississippi St.	44 72	16	A	Kentucky	51 63								

Non-Div I Games:

Virginia

Average RPI	Win: 175	WON-LOST	WINNING	LAST 10	STRENGTH OF	OPP. STRENGTH	TEAM	ADJ.	CONF.	ADJ CONF.
Average RPI	Loss: 0	RECORD	PCT. RANK	GAMES	SCHEDULE	OF SCHEDULE	RPI	RPI	RPI	RPI
DIV. I ONLY	10- 0	1	1- 0	222	116	31	31	1	1	
DIV. I NON-CONF.	10- 0	1	1- 0	222	116	31	31	1	1	
-----										
TOTALS	RPI 1-25	RPI 26-50	W-L RECORDS	RPI 51-100	RPI 101-150	RPI 150+				
10- 0	0- 0	1- 0	OVERALL	1- 0	3- 0	5- 0				
7- 0	0- 0	0- 0	HOME	1- 0	3- 0	3- 0				
1- 0	0- 0	0- 0	AWAY	0- 0	0- 0	1- 0				
2- 0	0- 0	1- 0	NEUTRAL	0- 0	0- 0	1- 0				
10- 0	0- 0	1- 0	NON-CONFERENCE	1- 0	3- 0	5- 0				
7- 0	0- 0	0- 0	HOME	1- 0	3- 0	3- 0				
1- 0	0- 0	0- 0	AWAY	0- 0	0- 0	1- 0				
2- 0	0- 0	1- 0	NEUTRAL	0- 0	0- 0	1- 0				
0- 0	0- 0	0- 0	CONFERENCE	0- 0	0- 0	0- 0				
0- 0	0- 0	0- 0	HOME	0- 0	0- 0	0- 0				
0- 0	0- 0	0- 0	AWAY	0- 0	0- 0	0- 0				
0- 0	0- 0	0- 0	NEUTRAL	0- 0	0- 0	0- 0				

RPI 1-25				RPI 26-50				Team's RPI: 31				RPI 51-100				RPI 101+			
RPI	S	Opponent	Score	RPI	S	Opponent	Score	RPI	S	Opponent	Score	RPI	S	Opponent	Score	RPI	S	Opponent	Score
29	N	Villanova	61 59					53	H	Rutgers	67 51	102	H	Radford	55 44	133	H	Mt. St. Mary's	83 51
												135	H	Chattanooga	74 59	171	H	Monmouth	82 49
												232	H	Ga. Southern	78 49	283	N	Richmond	85 57
												303	H	USC Upstate	96 45	307	A	Liberty	72 61
LAST 12 Division I GAMES:																			
133	H	Mt. St. Mary's	83 51	135	H	Chattanooga	74 59	171	H	Monmouth	82 49	307	A	Liberty	72 61	232	H	Ga. Southern	78 49
102	H	Radford	55 44	53	H	Rutgers	67 51	303	H	USC Upstate	96 45								
283	N	Richmond	85 57	29	N	Villanova	61 59												

Non-Div I Games:

Virginia Tech

W  
a  
g  
n  
e  
rW  
a  
g  
n  
e  
r

Wagner

Average RPI Win:	176	WON-LOST	WINNING	LAST 10	STRENGTH OF	OPP. STRENGTH	TEAM	ADJ.	CONF.	ADJ CONF.
Average RPI Loss:	103	RECORD	PCT. RANK	GAMES	SCHEDULE	OF SCHEDULE	RPI	RPI	RPI	RPI
DIV. I ONLY	8- 4	96	1- 0	51	205	66	66	1	1	
DIV. I NON-CONF.	8- 4	96	1- 0	51	205	66	66	1	1	
-----										
TOTALS	RPI 1-25	RPI 26-50	W-L RECORDS	RPI 51-100	RPI 101-150	RPI 150+				
8- 4	0- 1	0- 0	OVERALL	3- 1	1- 1	4- 1				
6- 2	0- 1	0- 0	HOME	2- 1	1- 0	3- 0				
1- 2	0- 0	0- 0	AWAY	1- 0	0- 1	0- 1				
1- 0	0- 0	0- 0	NEUTRAL	0- 0	0- 0	1- 0				
8- 4	0- 1	0- 0	NON-CONFERENCE	3- 1	1- 1	4- 1				
6- 2	0- 1	0- 0	HOME	2- 1	1- 0	3- 0				
1- 2	0- 0	0- 0	AWAY	1- 0	0- 1	0- 1				
1- 0	0- 0	0- 0	NEUTRAL	0- 0	0- 0	1- 0				
0- 0	0- 0	0- 0	CONFERENCE	0- 0	0- 0	0- 0				
0- 0	0- 0	0- 0	HOME	0- 0	0- 0	0- 0				
0- 0	0- 0	0- 0	AWAY	0- 0	0- 0	0- 0				
0- 0	0- 0	0- 0	NEUTRAL	0- 0	0- 0	0- 0				

RPI 1-25				RPI 26-50				RPI 51-100 Team's RPI: 66				RPI 101+			
RPI	S	Opponent	Score	RPI	S	Opponent	Score	RPI	S	Opponent	Score	RPI	S	Opponent	Score
8	H	Indiana	73 87					52	A	Charlotte	69 43	121	H	James Madison	50 49
								80	H	St. John's (NY)	64 59	125	A	VCU	40 53
								90	H	Mercer	69 54	181	H	Towson	60 53
								92	H	Xavier	50 62	188	A	East Carolina	61 70
												283	H	Richmond	62 48
												296	N	South Carolina St.	58 44
												308	H	UMES	78 67
-----															
LAST 12 Division I GAMES:															
								52	A	Charlotte	69 43	296	N	South Carolina St.	58 44
								80	H	St. John's (NY)	64 59	121	H	James Madison	50 49
								8	H	Indiana	73 87	308	H	UMES	78 67
								188	A	East Carolina	61 70	283	H	Richmond	62 48
								92	H	Xavier	50 62	90	H	Mercer	69 54
								125	A	VCU	40 53	181	H	Towson	60 53

Non-Div I Games:

Wake Forest

Average RPI	Win:	141	WON-LOST	WINNING	LAST 10	STRENGTH OF	OPP. STRENGTH	TEAM	ADJ.	CONF.	ADJ CONF.
Average RPI	Loss:	87	RECORD	PCT. RANK	GAMES	SCHEDULE	OF SCHEDULE	RPI	RPI	RPI	RPI
DIV. I ONLY		7- 4		110	0- 1	53	113	62	62	2	2
DIV. I NON-CONF.		7- 4		110	0- 1	53	113	62	62	2	2
-----											
TOTALS	RPI 1-25		RPI 26-50		W-L RECORDS	RPI 51-100		RPI 101-150		RPI 150+	
7- 4	0- 0		1- 1		OVERALL	2- 2		1- 0		3- 1	
5- 1	0- 0		0- 0		HOME	2- 1		1- 0		2- 0	
1- 1	0- 0		0- 1		AWAY	0- 0		0- 0		1- 0	
1- 2	0- 0		1- 0		NEUTRAL	0- 1		0- 0		0- 1	
7- 4	0- 0		1- 1		NON-CONFERENCE	2- 2		1- 0		3- 1	
5- 1	0- 0		0- 0		HOME	2- 1		1- 0		2- 0	
1- 1	0- 0		0- 1		AWAY	0- 0		0- 0		1- 0	
1- 2	0- 0		1- 0		NEUTRAL	0- 1		0- 0		0- 1	
0- 0	0- 0		0- 0		CONFERENCE	0- 0		0- 0		0- 0	
0- 0	0- 0		0- 0		HOME	0- 0		0- 0		0- 0	
0- 0	0- 0		0- 0		AWAY	0- 0		0- 0		0- 0	
0- 0	0- 0		0- 0		NEUTRAL	0- 0		0- 0		0- 0	

RPI	S	Opponent	Score	RPI	S	Opponent	Score	RPI	S	Opponent	Score	RPI	S	Opponent	Score
40	A	Tulane	51 63	41	N	Duke	71 64	67	N	Michigan	73 80	137	H	Northern Ari z.	81 59
								74	H	Montana	69 54	159	N	Fordham	57 65
								81	H	Ohio St.	69 59	160	H	George Mason	81 52
								82	H	Boise St.	69 73	202	H	Cal St. Fullerton	83 74
												295	A	Seattle U	69 58
-----															
LAST 12 Division I GAMES:															
74	H	Montana	69 54	82	H	Boise St.	69 73	67	N	Michigan	73 80	159	N	Fordham	57 65
81	H	Ohio St.	69 59									137	H	Northern Ari z.	81 59
160	H	George Mason	81 52									202	H	Cal St. Fullerton	83 74
295	A	Seattle U	69 58												
41	N	Duke	71 64												
40	A	Tulane	51 63												

Non-Div I Games:

Washington

Average RPI	Win: 162	WON-LOST	WINNING	LAST 10	STRENGTH OF	OPP. STRENGTH	TEAM	ADJ.	CONF.	ADJ CONF.
Average RPI	Loss: 79	RECORD	PCT. RANK	GAMES	SCHEDULE	OF SCHEDULE	RPI	RPI	RPI	RPI
DIV. I ONLY	4- 6	207	1- 0	48	153	167	167	2	2	
DIV. I NON-CONF.	4- 6	207	1- 0	48	153	167	167	2	2	
-----										
TOTALS	RPI 1-25	RPI 26-50	W-L RECORDS	RPI 51-100	RPI 101-150	RPI 150+				
4- 6	0- 1	0- 0	OVERALL	1- 4	1- 1	2- 0				
3- 3	0- 0	0- 0	HOME	1- 3	1- 0	1- 0				
0- 2	0- 1	0- 0	AWAY	0- 0	0- 1	0- 0				
1- 1	0- 0	0- 0	NEUTRAL	0- 1	0- 0	1- 0				
4- 6	0- 1	0- 0	NON-CONFERENCE	1- 4	1- 1	2- 0				
3- 3	0- 0	0- 0	HOME	1- 3	1- 0	1- 0				
0- 2	0- 1	0- 0	AWAY	0- 0	0- 1	0- 0				
1- 1	0- 0	0- 0	NEUTRAL	0- 1	0- 0	1- 0				
0- 0	0- 0	0- 0	CONFERENCE	0- 0	0- 0	0- 0				
0- 0	0- 0	0- 0	HOME	0- 0	0- 0	0- 0				
0- 0	0- 0	0- 0	AWAY	0- 0	0- 0	0- 0				
0- 0	0- 0	0- 0	NEUTRAL	0- 0	0- 0	0- 0				

RPI	S	Opponent	Score	RPI	S	Opponent	Score	RPI	S	Opponent	Score	RPI	S	Opponent	Score	Team's RPI: 167
21	A	Gonzaga	53 76					57	H	Saint Mary's (CA)	64 70	124	H	Nebraska	87 84	
								63	N	Kansas	63 71	139	A	CSUN	52 65	
								82	H	Boise St.	95 71	194	N	Jacksonville St.	64 51	
								96	H	UC Davis	62 75	246	H	San Francisco	91 61	
								98	H	Utah St.	61 72					
-----																
LAST 12 Division I GAMES:																
246	H	San Francisco	91 61	194	N	Jacksonville St.	64 51									
139	A	CSUN	52 65	63	N	Kansas	63 71									
96	H	UC Davis	62 75	21	A	Gonzaga	53 76									
124	H	Nebraska	87 84	82	H	Boise St.	95 71									
57	H	Saint Mary's (CA)	64 70													
98	H	Utah St.	61 72													

Non-Div I Games:

Washington St.

Average RPI Win:	306	WON-LOST	WINNING	LAST 10	STRENGTH OF	OPP. STRENGTH	TEAM	ADJ.	CONF.	ADJ CONF.
Average RPI Loss:	169	RECORD	PCT. RANK	GAMES	SCHEDULE	OF SCHEDULE	RPI	RPI	RPI	RPI

DIV. I ONLY	2- 6	269	0- 0	286	215	300	300	11	11
DIV. I NON-CONF.	2- 6	269	0- 0	286	215	300	300	11	11
TOTALS	RPI 1-25	RPI 26-50	W-L RECORDS	RPI 51-100	RPI 101-150	RPI 150+			
2- 6	0- 0	0- 0	OVERALL	0- 2	0- 1	2- 3			
1- 1	0- 0	0- 0	HOME	0- 1	0- 0	1- 0			
1- 4	0- 0	0- 0	AWAY	0- 1	0- 0	1- 3			
0- 1	0- 0	0- 0	NEUTRAL	0- 0	0- 1	0- 0			
2- 6	0- 0	0- 0	NON-CONFERENCE	0- 2	0- 1	2- 3			
1- 1	0- 0	0- 0	HOME	0- 1	0- 0	1- 0			
1- 4	0- 0	0- 0	AWAY	0- 1	0- 0	1- 3			
0- 1	0- 0	0- 0	NEUTRAL	0- 0	0- 1	0- 0			
0- 0	0- 0	0- 0	CONFERENCE	0- 0	0- 0	0- 0			
0- 0	0- 0	0- 0	HOME	0- 0	0- 0	0- 0			
0- 0	0- 0	0- 0	AWAY	0- 0	0- 0	0- 0			
0- 0	0- 0	0- 0	NEUTRAL	0- 0	0- 0	0- 0			

RPI 1-25	RPI 26-50	RPI 51-100	RPI 101+	Team's RPI: 300
RPI S Opponent Score	RPI S Opponent Score	RPI S Opponent Score	RPI S Opponent Score	
		84 H Portland 73 89	125 N VCU 36 64	
		94 A Utah 56 77	153 A Pepperdi ne 47 68	
			278 A UTSA 59 66	
			282 A Utah Valley 59 65	
			293 A Incarnate Word 72 64	
			319 H UTEP 68 63	
LAST 12 Division I GAMES:				
293 A Incarnate Word 72 64	282 A Utah Valley 59 65			
84 H Portland 73 89	94 A Utah 56 77			
	153 A Pepperdi ne 47 68			
	319 H UTEP 68 63			
	278 A UTSA 59 66			
	125 N VCU 36 64			

Non-Div I Games: La Verne 105 43

Weber St.



Average RPI Win: 260

Average RPI Loss: 47

WON-LOST  
RECORDWINNING  
PCT. RANKLAST 10  
GAMESSTRENGTH OF  
SCHEDULEOPP. STRENGTH  
OF SCHEDULETEAM  
RPIADJ.  
RPICONF.  
RPIADJ CONF.  
RPIDIV. I ONLY  
DIV. I NON-CONF.7- 2  
7- 258  
581- 0  
1- 0343  
34332  
32229  
229229  
2296  
66  
6

TOTALS

RPI 1-25

RPI 26-50

W-L RECORDS

RPI 51-100

RPI 101-150

RPI 150+

7- 2 0- 1  
5- 1 0- 0  
1- 0 0- 0  
1- 1 0- 10- 0  
0- 0  
0- 0  
0- 0OVERALL  
HOME  
AWAY  
NEUTRAL0- 1  
0- 1  
0- 0  
0- 01- 0  
0- 0  
1- 0  
0- 06- 0  
5- 0  
0- 0  
1- 07- 2 0- 1  
5- 1 0- 0  
1- 0 0- 0  
1- 1 0- 10- 0  
0- 0  
0- 0  
0- 0NON-CONFERENCE  
HOME  
AWAY  
NEUTRAL0- 1  
0- 1  
0- 0  
0- 01- 0  
0- 0  
1- 0  
0- 06- 0  
5- 0  
0- 0  
1- 00- 0 0- 0  
0- 0 0- 0  
0- 0 0- 0  
0- 0 0- 00- 0  
0- 0  
0- 0  
0- 0CONFERENCE  
HOME  
AWAY  
NEUTRAL0- 0  
0- 0  
0- 0  
0- 00- 0  
0- 0  
0- 0  
0- 00- 0  
0- 0  
0- 0  
0- 0

RPI 1-25

RPI 26-50

RPI 51-100

RPI 101+

Team's RPI: 229

RPI S Opponent Score  
15 N Iowa 81 84

RPI S Opponent Score

RPI S Opponent Score  
78 H Missouri 51 68RPI S Opponent Score  
115 A Pittsburgh 77 43  
256 H Eastern Ky. 78 29  
256 N Eastern Ky. 81 39  
257 H Coppin St. 78 37  
279 H Bryant 94 48  
326 H Morgan St. 72 37  
330 H NJIT 95 50

LAST 12 Division I GAMES:

256 N Eastern Ky. 81 39  
326 H Morgan St. 72 37  
256 H Eastern Ky. 78 29  
115 A Pittsburgh 77 4378 H Missouri 51 68  
15 N Iowa 81 84  
279 H Bryant 94 48  
330 H NJIT 95 50  
257 H Coppin St. 78 37

Non-Div I Games:

West Virginia

Average RPI Win: 303		WON-LOST RECORD	WINNING PCT. RANK	LAST 10 GAMES	STRENGTH OF SCHEDULE	OPP. STRENGTH OF SCHEDULE	TEAM RPI	ADJ. RPI	CONF. RPI	ADJ. CONF. RPI
Average RPI Loss: 169										
DIV. I ONLY		1- 9	326	0- 1	144	325	314	314	25	25
DIV. I NON-CONF.		1- 9	326	0- 1	144	325	314	314	25	25
TOTALS		RPI 1-25	RPI 26-50	W-L RECORDS		RPI 51-100	RPI 101-150	RPI 150+		
1- 9	0- 1		0- 0	OVERALL		0- 2	0- 1	1- 5		
1- 3	0- 0		0- 0	HOME		0- 0	0- 1	1- 2		
0- 6	0- 1		0- 0	AWAY		0- 2	0- 0	0- 3		
0- 0	0- 0		0- 0	NEUTRAL		0- 0	0- 0	0- 0		
1- 9	0- 1		0- 0	NON-CONFERENCE		0- 2	0- 1	1- 5		
1- 3	0- 0		0- 0	HOME		0- 0	0- 1	1- 2		
0- 6	0- 1		0- 0	AWAY		0- 2	0- 0	0- 3		
0- 0	0- 0		0- 0	NEUTRAL		0- 0	0- 0	0- 0		
0- 0	0- 0		0- 0	CONFERENCE		0- 0	0- 0	0- 0		
0- 0	0- 0		0- 0	HOME		0- 0	0- 0	0- 0		
0- 0	0- 0		0- 0	AWAY		0- 0	0- 0	0- 0		
0- 0	0- 0		0- 0	NEUTRAL		0- 0	0- 0	0- 0		

RPI 1-25					
RPI	S	Opponent	Score		
16	A	Kentucky	39	99	
RPI 26-50					
RPI	S	Opponent	Score		
RPI 51-100					
RPI	S	Opponent	Score		
72	A	Georgia Tech	49	84	
79	A	Tennessee Tech	58	77	
RPI 101+					
RPI	S	Opponent	Score		
142	H	North Ala.	66	89	
162	A	Coastal Caro.	59	77	
186	A	UNC Asheville	49	74	
199	H	Campbell	37	63	
303	H	USC Upstate	68	64	
330	A	NJIT	71	79	
333	H	N.C. A&T	51	69	
Team's RPI: 314					
LAST 12 Division I GAMES:					
303	H	USC Upstate	68	64	
333	H	N.C. A&T	51	69	
142	H	North Ala.	66	89	
330	A	NJIT	71	79	
79	A	Tennessee Tech	58	77	
186	A	UNC Asheville	49	74	
16	A	Kentucky	39	99	
72	A	Georgia Tech	49	84	
199	H	Campbell	37	63	
162	A	Coastal Caro.	59	77	

Non-Div I Games:	Young Harris	63	54
------------------	--------------	----	----

Western Caro.

Average RPI Win:	347	WON-LOST	WINNING	LAST 10	STRENGTH OF	OPP. STRENGTH	TEAM	ADJ.	CONF.	ADJ CONF.
Average RPI Loss:	119	RECORD	PCT. RANK	GAMES	SCHEDULE	OF SCHEDULE	RPI	RPI	RPI	RPI
DIV. I ONLY	1- 8	318	0- 1	69	255	268	268	18	18	
DIV. I NON-CONF.	1- 8	318	0- 1	69	255	268	268	18	18	
-----										
TOTALS	RPI 1-25	RPI 26-50	W-L RECORDS	RPI 51-100	RPI 101-150	RPI 150+				
1- 8	0- 1	0- 1	OVERALL	0- 1	0- 3	1- 2				
1- 2	0- 1	0- 0	HOME	0- 1	0- 0	1- 0				
0- 4	0- 0	0- 1	AWAY	0- 0	0- 2	0- 1				
0- 2	0- 0	0- 0	NEUTRAL	0- 0	0- 1	0- 1				
1- 8	0- 1	0- 1	NON-CONFERENCE	0- 1	0- 3	1- 2				
1- 2	0- 1	0- 0	HOME	0- 1	0- 0	1- 0				
0- 4	0- 0	0- 1	AWAY	0- 0	0- 2	0- 1				
0- 2	0- 0	0- 0	NEUTRAL	0- 0	0- 1	0- 1				
0- 0	0- 0	0- 0	CONFERENCE	0- 0	0- 0	0- 0				
0- 0	0- 0	0- 0	HOME	0- 0	0- 0	0- 0				
0- 0	0- 0	0- 0	AWAY	0- 0	0- 0	0- 0				
0- 0	0- 0	0- 0	NEUTRAL	0- 0	0- 0	0- 0				

RPI 1-25				RPI 26-50				RPI 51-100				RPI 101+ Team's RPI : 268			
RPI	S	Opponent	Score	RPI	S	Opponent	Score	RPI	S	Opponent	Score	RPI	S	Opponent	Score
9	H	Drake	71 98	50	A	Butler	51 92	78	H	Missouri	64 89	112	A	Purdue	60 81
												113	N	Northern Ill.	61 86
												131	A	Bradley	68 82
												221	A	Southeast Mo. St.	71 81
												241	N	Eastern Ill.	62 64
												347	H	Austin Peay	77 72
-----															
LAST 12 Division I GAMES:															
347	H	Austin Peay	77 72	113	N	Northern Ill.	61 86								
221	A	Southeast Mo. St.	71 81	241	N	Eastern Ill.	62 64								
50	A	Butler	51 92	131	A	Bradley	68 82								
112	A	Purdue	60 81												
9	H	Drake	71 98												
78	H	Missouri	64 89												

Non-Div I Games: MacMurray 136 39 William Woods 81 73

Western Ill.

Average RPI	Win: 231	WON-LOST	WINNING	LAST 10	STRENGTH OF	OPP. STRENGTH	TEAM	ADJ.	CONF.	ADJ CONF.
Average RPI	Loss: 76	RECORD	PCT. RANK	GAMES	SCHEDULE	OF SCHEDULE	RPI	RPI	RPI	RPI
DIV. I ONLY	4- 8	237	0- 1	78	63	177	177	17	17	
DIV. I NON-CONF.	4- 8	237	0- 1	78	63	177	177	17	17	
-----										
TOTALS	RPI 1-25	RPI 26-50	W-L RECORDS	RPI 51-100	RPI 101-150	RPI 150+				
4- 8	0- 4	0- 1	OVERALL	0- 1	1- 0	3- 2				
2- 3	0- 2	0- 0	HOME	0- 0	1- 0	1- 1				
1- 3	0- 1	0- 1	AWAY	0- 0	0- 0	1- 1				
1- 2	0- 1	0- 0	NEUTRAL	0- 1	0- 0	1- 0				
4- 8	0- 4	0- 1	NON-CONFERENCE	0- 1	1- 0	3- 2				
2- 3	0- 2	0- 0	HOME	0- 0	1- 0	1- 1				
1- 3	0- 1	0- 1	AWAY	0- 0	0- 0	1- 1				
1- 2	0- 1	0- 0	NEUTRAL	0- 1	0- 0	1- 0				
0- 0	0- 0	0- 0	CONFERENCE	0- 0	0- 0	0- 0				
0- 0	0- 0	0- 0	HOME	0- 0	0- 0	0- 0				
0- 0	0- 0	0- 0	AWAY	0- 0	0- 0	0- 0				
0- 0	0- 0	0- 0	NEUTRAL	0- 0	0- 0	0- 0				

RPI 1-25				RPI 26-50				RPI 51-100				RPI 101+ Team's RPI: 177			
RPI	S	Opponent	Score	RPI	S	Opponent	Score	RPI	S	Opponent	Score	RPI	S	Opponent	Score
1	A	Notre Dame	53 94	47	A	Central Mich.	90 108	91	N	Oregon St.	60 74	150	H	Southern Ill.	83 76
11	H	Louisville	80 102									158	A	Little Rock	68 56
15	H	Iowa	67 104									166	A	Oklahoma	83 90
21	N	Gonzaga	55 76									255	H	Ball St.	83 86
												289	N	ETSU	82 68
												326	H	Morgan St.	90 43
-----															
LAST 12 Division I GAMES:															
91	N	Oregon St.	60 74	21	N	Gonzaga	55 76	150	H	Southern Ill.	83 76	289	N	ETSU	82 68
47	A	Central Mich.	90 108	1	A	Notre Dame	53 94	158	A	Little Rock	68 56	166	A	Oklahoma	83 90
15	H	Iowa	67 104	255	H	Ball St.	83 86	289	N	ETSU	82 68	326	H	Morgan St.	90 43
166	A	Oklahoma	83 90	158	A	Little Rock	68 56								
11	H	Louisville	80 102	326	H	Morgan St.	90 43								

Non-Div I Games: Bel Air mi ne 95 57

Western Ky.

Average RPI	Win:	289	WON-LOST	WINNING	LAST 10	STRENGTH OF	OPP. STRENGTH	TEAM	ADJ.	CONF.	ADJ CONF.
Average RPI	Loss:	165	RECORD	PCT. RANK	GAMES	SCHEDULE	OF SCHEDULE	RPI	RPI	RPI	RPI
DIV. I ONLY		4- 4		163	1- 0	332	138	291	291	10	10
DIV. I NON-CONF.		4- 4		163	1- 0	332	138	291	291	10	10
-----											
TOTALS	RPI 1-25		RPI 26-50		W-L RECORDS	RPI 51-100		RPI 101-150		RPI 150+	
4- 4	0- 0		0- 0		OVERALL	0- 1		0- 1		4- 2	
2- 3	0- 0		0- 0		HOME	0- 1		0- 1		2- 1	
2- 1	0- 0		0- 0		AWAY	0- 0		0- 0		2- 1	
0- 0	0- 0		0- 0		NEUTRAL	0- 0		0- 0		0- 0	
4- 4	0- 0		0- 0		NON-CONFERENCE	0- 1		0- 1		4- 2	
2- 3	0- 0		0- 0		HOME	0- 1		0- 1		2- 1	
2- 1	0- 0		0- 0		AWAY	0- 0		0- 0		2- 1	
0- 0	0- 0		0- 0		NEUTRAL	0- 0		0- 0		0- 0	
0- 0	0- 0		0- 0		CONFERENCE	0- 0		0- 0		0- 0	
0- 0	0- 0		0- 0		HOME	0- 0		0- 0		0- 0	
0- 0	0- 0		0- 0		AWAY	0- 0		0- 0		0- 0	
0- 0	0- 0		0- 0		NEUTRAL	0- 0		0- 0		0- 0	

RPI 1-25				RPI 26-50				RPI 51-100				RPI 101+				Team's RPI: 291	
RPI	S	Opponent	Score	RPI	S	Opponent	Score	RPI	S	Opponent	Score	RPI	S	Opponent	Score		
								67	H	Michigan	42	79	116	H	New Mexico St.	54	66
												235	H	Loyola Chicago	53	64	
												240	A	Ole Miss	66	69	
												256	H	Eastern Ky.	64	53	
												275	A	Fla. Atlantic	69	59	
												290	A	Detroit Mercy	54	44	
												336	H	Purdue Fort Wayne	69	61	
LAST 12 Division I GAMES:																	
				116	H	New Mexico St.	54	66	275	A	Fla. Atlantic	69	59				
				336	H	Purdue Fort Wayne	69	61	290	A	Detroit Mercy	54	44				
									235	H	Loyola Chicago	53	64				
									256	H	Eastern Ky.	64	53				
									240	A	Ole Miss	66	69				
									67	H	Michigan	42	79				

Non-Div I Games:

Western Mich.

Average RPI Win:	202	WON-LOST	WINNING	LAST 10	STRENGTH OF	OPP. STRENGTH	TEAM	ADJ.	CONF.	ADJ CONF.
Average RPI Loss:	82	RECORD	PCT. RANK	GAMES	SCHEDULE	OF SCHEDULE	RPI	RPI	RPI	RPI
DIV. I ONLY	6- 5	157	0- 1	248	29	236	236	8	8	
DIV. I NON-CONF.	6- 5	157	0- 1	248	29	236	236	8	8	
-----										
TOTALS	RPI 1-25	RPI 26-50	W-L RECORDS	RPI 51-100	RPI 101-150	RPI 150+				
6- 5	0- 1	0- 0	OVERALL	1- 2	0- 2	5- 0				
6- 3	0- 0	0- 0	HOME	1- 1	0- 2	5- 0				
0- 0	0- 0	0- 0	AWAY	0- 0	0- 0	0- 0				
0- 2	0- 1	0- 0	NEUTRAL	0- 1	0- 0	0- 0				
6- 5	0- 1	0- 0	NON-CONFERENCE	1- 2	0- 2	5- 0				
6- 3	0- 0	0- 0	HOME	1- 1	0- 2	5- 0				
0- 0	0- 0	0- 0	AWAY	0- 0	0- 0	0- 0				
0- 2	0- 1	0- 0	NEUTRAL	0- 1	0- 0	0- 0				
0- 0	0- 0	0- 0	CONFERENCE	0- 0	0- 0	0- 0				
0- 0	0- 0	0- 0	HOME	0- 0	0- 0	0- 0				
0- 0	0- 0	0- 0	AWAY	0- 0	0- 0	0- 0				
0- 0	0- 0	0- 0	NEUTRAL	0- 0	0- 0	0- 0				

RPI 1-25				RPI 26-50				RPI 51-100				RPI 101+ Team's RPI: 236			
RPI	S	Opponent	Score	RPI	S	Opponent	Score	RPI	S	Opponent	Score	RPI	S	Opponent	Score
20	N	South Dakota	64 <b>73</b>					73	H	Louisiana Tech	70 56	110	H	Oklahoma St.	47 <b>60</b>
								77	N	Northwestern	43 <b>65</b>	126	H	Creighton	71 <b>83</b>
								79	H	Tennessee Tech	45 <b>55</b>	191	H	Ark.-Pine Bluff	76 39
												196	H	Sam Houston St.	63 55
												228	H	Missouri St.	63 60
												231	H	Grambling	70 61
												294	H	Houston Baptist	68 50
-----															
LAST 12 Division I GAMES:															
				77	N	Northwestern	43 <b>65</b>	110	H	Oklahoma St.	47 <b>60</b>				
				231	H	Grambling	70 61	73	H	Louisiana Tech	70 56				
				126	H	Creighton	71 <b>83</b>	20	N	South Dakota	64 <b>73</b>				
				79	H	Tennessee Tech	45 <b>55</b>	294	H	Houston Baptist	68 50				
				191	H	Ark.-Pine Bluff	76 39	196	H	Sam Houston St.	63 55				
								228	H	Missouri St.	63 60				

Non-Div I Games:

Wichita St.

Average RPI Win:	258	WON-LOST	WINNING	LAST 10	STRENGTH OF	OPP. STRENGTH	TEAM	ADJ.	CONF.	ADJ CONF.
Average RPI Loss:	125	RECORD	PCT. RANK	GAMES	SCHEDULE	OF SCHEDULE	RPI	RPI	RPI	RPI
DIV. I ONLY	5- 4	140	0- 1	231	201	176	176	13	13	
DIV. I NON-CONF.	5- 4	140	0- 1	231	201	176	176	13	13	
-----										
TOTALS	RPI 1-25	RPI 26-50	W-L RECORDS	RPI 51-100	RPI 101-150	RPI 150+				
5- 4	0- 1	0- 0	OVERALL	0- 0	0- 2	5- 1				
3- 1	0- 0	0- 0	HOME	0- 0	0- 1	3- 0				
2- 3	0- 1	0- 0	AWAY	0- 0	0- 1	2- 1				
0- 0	0- 0	0- 0	NEUTRAL	0- 0	0- 0	0- 0				
5- 4	0- 1	0- 0	NON-CONFERENCE	0- 0	0- 2	5- 1				
3- 1	0- 0	0- 0	HOME	0- 0	0- 1	3- 0				
2- 3	0- 1	0- 0	AWAY	0- 0	0- 1	2- 1				
0- 0	0- 0	0- 0	NEUTRAL	0- 0	0- 0	0- 0				
0- 0	0- 0	0- 0	CONFERENCE	0- 0	0- 0	0- 0				
0- 0	0- 0	0- 0	HOME	0- 0	0- 0	0- 0				
0- 0	0- 0	0- 0	AWAY	0- 0	0- 0	0- 0				
0- 0	0- 0	0- 0	NEUTRAL	0- 0	0- 0	0- 0				

RPI 1-25				RPI 26-50				RPI 51-100				RPI 101+ Team's RPI: 176			
RPI	S	Opponent	Score	RPI	S	Opponent	Score	RPI	S	Opponent	Score	RPI	S	Opponent	Score
23	A	Old Domini on	69 83									114	A	Hartford	45 50
												125	H	VCU	55 72
												188	H	East Caroli na	63 43
												220	H	Howard	88 75
												237	A	Davi dson	65 76
												274	A	Fai rfi el d	60 54
												283	H	Ri chmond	65 55
												324	A	Loyol a Maryl and	65 49
LAST 12 Di vi si on I GAMES:															
23	A	Old Domini on	69 83	237	A	Davi dson	65 76								
283	H	Ri chmond	65 55	324	A	Loyol a Maryl and	65 49								
274	A	Fai rfi el d	60 54	220	H	Howard	88 75								
114	A	Hartford	45 50	125	H	VCU	55 72								
188	H	East Caroli na	63 43												

Non-Di v I Games:

William &amp; Mary

Average RPI Win:	288	WON-LOST	WINNING	LAST 10	STRENGTH OF	OPP. STRENGTH	TEAM	ADJ.	CONF.	ADJ CONF.
Average RPI Loss:	177	RECORD	PCT. RANK	GAMES	SCHEDULE	OF SCHEDULE	RPI	RPI	RPI	RPI
DIV. I ONLY	4- 5	190	0- 1	204	327	190	190	29	29	
DIV. I NON-CONF.	4- 5	190	0- 1	204	327	190	190	29	29	
TOTALS	RPI 1-25	RPI 26-50	W-L RECORDS	RPI 51-100	RPI 101-150	RPI 150+				
4- 5	0- 0	0- 0	OVERALL	0- 0	0- 3	4- 2				
2- 0	0- 0	0- 0	HOME	0- 0	0- 0	2- 0				
2- 5	0- 0	0- 0	AWAY	0- 0	0- 3	2- 2				
0- 0	0- 0	0- 0	NEUTRAL	0- 0	0- 0	0- 0				
4- 5	0- 0	0- 0	NON-CONFERENCE	0- 0	0- 3	4- 2				
2- 0	0- 0	0- 0	HOME	0- 0	0- 0	2- 0				
2- 5	0- 0	0- 0	AWAY	0- 0	0- 3	2- 2				
0- 0	0- 0	0- 0	NEUTRAL	0- 0	0- 0	0- 0				
0- 0	0- 0	0- 0	CONFERENCE	0- 0	0- 0	0- 0				
0- 0	0- 0	0- 0	HOME	0- 0	0- 0	0- 0				
0- 0	0- 0	0- 0	AWAY	0- 0	0- 0	0- 0				
0- 0	0- 0	0- 0	NEUTRAL	0- 0	0- 0	0- 0				

RPI	S	Opponent	Score	RPI	S	Opponent	Score	RPI	S	Opponent	Score	RPI	S	Opponent	Score	Team's RPI: 190
												121	A	James Madison	39	56
												141	A	Georgia	39	85
												145	A	Wisconsin	41	76
												210	H	Elon	58	57
												232	A	Ga. Southern	55	64
												245	A	Wofford	53	70
												296	A	South Carolina St.	58	50
												305	A	Col. of Charleston	71	64
												340	H	N. C. Central	66	41
LAST 12 Division I GAMES:																
296	A	South Carolina St.	58	50	232	A	Ga. Southern	55	64							
305	A	Col. of Charleston	71	64	210	H	Elon	58	57							
121	A	James Madison	39	56	145	A	Wisconsin	41	76							
245	A	Wofford	53	70												
340	H	N. C. Central	66	41												
141	A	Georgia	39	85												

Non-Div I Games: Newberry 63 67

Winthrop



W  
i  
s  
c  
o  
n  
s  
i  
n

Wisconsin				Through Games Of Dec. 19, 2018								
Average RPI	Win:	221	WON-LOST	WINNING	LAST 10		STRENGTH OF	OPP. STRENGTH	TEAM	ADJ.	CONF.	ADJ. CONF.
Average RPI	Loss:	39	RECORD	PCT. RANK	GAMES		SCHEDULE	OF SCHEDULE	RPI	RPI	RPI	RPI
DIV. I ONLY			8- 3	79	1- 0		268	62	145	145	3	3
DIV. I NON-CONF.			8- 3	79	1- 0		268	62	145	145	3	3
-----												
TOTALS	RPI 1-25			RPI 26-50		W-L RECORDS		RPI 51-100		RPI 101-150		RPI 150+
8- 3	0- 0			1- 3		OVERALL		0- 0		1- 0		6- 0
5- 1	0- 0			1- 1		HOME		0- 0		0- 0		4- 0
1- 1	0- 0			0- 1		AWAY		0- 0		0- 0		1- 0
2- 1	0- 0			0- 1		NEUTRAL		0- 0		1- 0		1- 0
8- 3	0- 0			1- 3		NON-CONFERENCE		0- 0		1- 0		6- 0
5- 1	0- 0			1- 1		HOME		0- 0		0- 0		4- 0
1- 1	0- 0			0- 1		AWAY		0- 0		0- 0		1- 0
2- 1	0- 0			0- 1		NEUTRAL		0- 0		1- 0		1- 0
0- 0	0- 0			0- 0		CONFERENCE		0- 0		0- 0		0- 0
0- 0	0- 0			0- 0		HOME		0- 0		0- 0		0- 0
0- 0	0- 0			0- 0		AWAY		0- 0		0- 0		0- 0
0- 0	0- 0			0- 0		NEUTRAL		0- 0		0- 0		0- 0

RPI 1-25				RPI 26-50				RPI 51-100				RPI 101+ Team's RPI: 145			
RPI	S	Opponent	Score	RPI	S	Opponent	Score	RPI	S	Opponent	Score	RPI	S	Opponent	Score
				28	A	Green Bay	46 55					115	N	Pittsburgh	57 42
				41	H	Duke	53 60					184	A	Milwaukee	68 57
				43	H	IUPUI	65 64					190	H	Winthrop	76 41
				49	N	Arkansas	68 69					292	N	Tennessee St.	58 53
												297	H	Marshall	67 49
												321	H	North Dakota St.	64 53
												329	H	Chicago St.	85 38
-----															
LAST 12 Division I GAMES:															
				292	N	Tennessee St.	58 53					329	H	Chicago St.	85 38
				115	N	Pittsburgh	57 42					28	A	Green Bay	46 55
				43	H	IUPUI	65 64					297	H	Marshall	67 49
				321	H	North Dakota St.	64 53					41	H	Duke	53 60
				184	A	Milwaukee	68 57					49	N	Arkansas	68 69
				190	H	Winthrop	76 41								

Non-Div I Games:

Wisconsin

W  
i  
s  
c  
o  
n  
s  
i  
n

Average RPI Win: **269**  
 Average RPI Loss: **195**

WON-LOST  
RECORD

WINNING  
PCT. RANK

LAST 10  
GAMES

STRENGTH OF  
SCHEDULE

OPP. STRENGTH  
OF SCHEDULE

TEAM  
RPI

ADJ.  
RPI

CONF.  
RPI

ADJ CONF.  
RPI

DIV. I ONLY	5- 6	185	0- 0	314	262	245	245	25	25
DIV. I NON-CONF.	5- 6	185	0- 0	314	262	245	245	25	25
<hr/>									
TOTALS	RPI 1-25	RPI 26-50	W-L RECORDS	RPI 51-100	RPI 101-150	RPI 150+			
5- 6	0- 0	0- 0	OVERALL	0- 2	0- 0	5- 4			
3- 0	0- 0	0- 0	HOME	0- 0	0- 0	3- 0			
2- 6	0- 0	0- 0	AWAY	0- 2	0- 0	2- 4			
0- 0	0- 0	0- 0	NEUTRAL	0- 0	0- 0	0- 0			
5- 6	0- 0	0- 0	NON-CONFERENCE	0- 2	0- 0	5- 4			
3- 0	0- 0	0- 0	HOME	0- 0	0- 0	3- 0			
2- 6	0- 0	0- 0	AWAY	0- 2	0- 0	2- 4			
0- 0	0- 0	0- 0	NEUTRAL	0- 0	0- 0	0- 0			
0- 0	0- 0	0- 0	CONFERENCE	0- 0	0- 0	0- 0			
0- 0	0- 0	0- 0	HOME	0- 0	0- 0	0- 0			
0- 0	0- 0	0- 0	AWAY	0- 0	0- 0	0- 0			
0- 0	0- 0	0- 0	NEUTRAL	0- 0	0- 0	0- 0			

RPI 1-25				RPI 26-50				RPI 51-100				RPI 101+ Team's RPI: 245					
RPI	S	Opponent	Score	RPI	S	Opponent	Score	RPI	S	Opponent	Score	RPI	S	Opponent	Score		
								52	A	Charlotte	63	85	156	A	Appalachian St.	70	94
								100	A	Clemson	77	85	186	A	UNC Asheville	46	60
													190	H	Winthrop	70	53
													232	A	Ga. Southern	81	65
													272	H	Gardner-Webb	59	53
													305	H	Col. of Charleston	78	58
													337	A	Presbyterian	50	61
													340	A	N.C. Central	59	66
													348	A	Longwood	101	72
LAST 12 Division I GAMES:																	
305	H	Col. of Charleston	78	58	156	A	Appalachian St.	70	94	340	A	N.C. Central	59	66			
337	A	Presbyterian	50	61	348	A	Longwood	101	72	272	H	Gardner-Webb	59	53			
52	A	Charlotte	63	85	186	A	UNC Asheville	46	60	190	H	Winthrop	70	53			
100	A	Clemson	77	85													
232	A	Ga. Southern	81	65													

Non-Div I Games:

Warren Wilson

107 30

Brevard

106 52

Wofford

Average RPI	Win: 209	WON-LOST RECORD	WINNING PCT. RANK	LAST 10 GAMES	STRENGTH OF SCHEDULE	OPP. STRENGTH OF SCHEDULE	TEAM RPI	ADJ. RPI	CONF. RPI	ADJ. CONF. RPI
Average RPI	Loss: 104									
DIV. I ONLY		7- 4	110	0- 1	178	175	105	105	12	12
DIV. I NON-CONF.		7- 4	110	0- 1	178	175	105	105	12	12
<hr/>										
TOTALS	RPI 1-25		RPI 26-50	W-L RECORDS	RPI 51-100		RPI 101-150		RPI 150+	
7- 4	0- 0		0- 1	OVERALL	1- 2		2- 0		4- 1	
1- 1	0- 0		0- 0	HOME	0- 1		1- 0		0- 0	
2- 3	0- 0		0- 1	AWAY	0- 1		0- 0		2- 1	
4- 0	0- 0		0- 0	NEUTRAL	1- 0		1- 0		2- 0	
7- 4	0- 0		0- 1	NON-CONFERENCE	1- 2		2- 0		4- 1	
1- 1	0- 0		0- 0	HOME	0- 1		1- 0		0- 0	
2- 3	0- 0		0- 1	AWAY	0- 1		0- 0		2- 1	
4- 0	0- 0		0- 0	NEUTRAL	1- 0		1- 0		2- 0	
0- 0	0- 0		0- 0	CONFERENCE	0- 0		0- 0		0- 0	
0- 0	0- 0		0- 0	HOME	0- 0		0- 0		0- 0	
0- 0	0- 0		0- 0	AWAY	0- 0		0- 0		0- 0	
0- 0	0- 0		0- 0	NEUTRAL	0- 0		0- 0		0- 0	

RPI	S	Opponent	Score	RPI	S	Opponent	Score	RPI	S	Opponent	Score	RPI	S	Opponent	Score	Team's RPI: 105
26	A	Michigan St.	68 84	51	H	Belmont	63 79	143	H	Kent St.	61 55	144	N	Drexel	71 63	
				52	A	Charlotte	85 88	244	N	Stetson	57 44	253	A	UNLV	68 52	
				89	N	Marist	76 60	254	N	Hofstra	93 64	287	A	CSU Bakersfield	74 76	
								339	A	Manhattan	60 44					
LAST 12 Division I GAMES:																
52	A	Charlotte	85 88	339	A	Manhattan	60 44	144	N	Drexel	71 63	143	H	Kent St.	61 55	
26	A	Michigan St.	68 84	244	N	Drexel	57 44	253	A	UNLV	68 52	254	N	Hofstra	93 64	
51	H	Belmont	63 79	143	H	Kent St.	61 55	287	A	CSU Bakersfield	74 76					
253	A	UNLV	68 52	89	N	Marist	76 60									
287	A	CSU Bakersfield	74 76	244	N	Stetson	57 44									
				254	N	Hofstra	93 64									

Non-Div I Games: Kentucky St. 83 53

Wright St.

Average RPI Win: 180  
 Average RPI Loss: 67

WON-LOST  
 RECORD

WINNING  
 PCT. RANK

LAST 10  
 GAMES

STRENGTH OF  
 SCHEDULE

OPP. STRENGTH  
 OF SCHEDULE

TEAM  
 RPI

ADJ.  
 RPI

CONF.  
 RPI

ADJ CONF.  
 RPI

DIV. I ONLY  
 DIV. I NON-CONF.

4- 2  
 4- 2

96  
 96

1- 0  
 1- 0

123  
 123

135  
 135

70  
 70

70  
 70

9  
 9

9  
 9

TOTALS

RPI 1-25

RPI 26-50

W-L RECORDS

RPI 51-100

RPI 101-150

RPI 150+

4- 2  
 3- 0  
 0- 2  
 1- 0

0- 0  
 0- 0  
 0- 0  
 0- 0

0- 0  
 0- 0  
 0- 0  
 0- 0

OVERALL  
 HOME  
 AWAY  
 NEUTRAL

0- 2  
 0- 0  
 0- 2  
 0- 0

1- 0  
 1- 0  
 0- 0  
 0- 0

3- 0  
 2- 0  
 0- 0  
 1- 0

4- 2  
 3- 0  
 0- 2  
 1- 0

0- 0  
 0- 0  
 0- 0  
 0- 0

0- 0  
 0- 0  
 0- 0  
 0- 0

NON-CONFERENCE  
 HOME  
 AWAY  
 NEUTRAL

0- 2  
 0- 0  
 0- 2  
 0- 0

1- 0  
 1- 0  
 0- 0  
 0- 0

3- 0  
 2- 0  
 0- 0  
 1- 0

0- 0  
 0- 0  
 0- 0  
 0- 0

0- 0  
 0- 0  
 0- 0  
 0- 0

0- 0  
 0- 0  
 0- 0  
 0- 0

CONFERENCE  
 HOME  
 AWAY  
 NEUTRAL

0- 0  
 0- 0  
 0- 0  
 0- 0

0- 0  
 0- 0  
 0- 0  
 0- 0

0- 0  
 0- 0  
 0- 0  
 0- 0

RPI 1-25

RPI S Opponent Score

RPI 26-50

RPI S Opponent Score

RPI 51-100

RPI S Opponent Score

Team's RPI: 70

RPI 101+

RPI S Opponent Score

57 A Saint Mary's (CA) 84 90  
 76 A Pacific 64 70

120 H Montana St. 66 58  
 163 H Idaho 64 61  
 169 H Denver 78 74  
 269 N North Texas 53 49

LAST 12 Division I GAMES:

163 H Idaho 64 61  
 169 H Denver 78 74  
 120 H Montana St. 66 58  
 76 A Pacific 64 70  
 269 N North Texas 53 49  
 57 A Saint Mary's (CA) 84 90

Non-Div I Games: Chadron St. 80 33 UC-Colo. Springs 98 37

Wyoming

Loss, Non-Conf, S Site, H Home A Away N Neutral

Average RPI	Win: 202	WON-LOST	WINNING	LAST 10	STRENGTH OF	OPP. STRENGTH	TEAM	ADJ.	CONF.	ADJ CONF.
Average RPI	Loss: 95	RECORD	PCT. RANK	GAMES	SCHEDULE	OF SCHEDULE	RPI	RPI	RPI	RPI
DIV. I ONLY	8- 2	48	1- 0	193	143	92	92	4	4	
DIV. I NON-CONF.	8- 2	48	1- 0	193	143	92	92	4	4	
-----										
TOTALS	RPI 1-25	RPI 26-50	W-L RECORDS	RPI 51-100	RPI 101-150	RPI 150+				
8- 2	0- 0	0- 1	OVERALL	2- 0	1- 0	5- 1				
7- 1	0- 0	0- 1	HOME	1- 0	1- 0	5- 0				
1- 1	0- 0	0- 0	AWAY	1- 0	0- 0	0- 1				
0- 0	0- 0	0- 0	NEUTRAL	0- 0	0- 0	0- 0				
8- 2	0- 0	0- 1	NON-CONFERENCE	2- 0	1- 0	5- 1				
7- 1	0- 0	0- 1	HOME	1- 0	1- 0	5- 0				
1- 1	0- 0	0- 0	AWAY	1- 0	0- 0	0- 1				
0- 0	0- 0	0- 0	NEUTRAL	0- 0	0- 0	0- 0				
0- 0	0- 0	0- 0	CONFERENCE	0- 0	0- 0	0- 0				
0- 0	0- 0	0- 0	HOME	0- 0	0- 0	0- 0				
0- 0	0- 0	0- 0	AWAY	0- 0	0- 0	0- 0				
0- 0	0- 0	0- 0	NEUTRAL	0- 0	0- 0	0- 0				

RPI 1-25				RPI 26-50				RPI 51-100				Team's RPI : 92				RPI 101+			
RPI	S	Opponent	Score	RPI	S	Opponent	Score	RPI	S	Opponent	Score	RPI	S	Opponent	Score	RPI	S	Opponent	Score
				36	H	Minnesota	53 78					66	A	Wake Forest	62 50	142	H	North Ala.	94 81
												79	H	Tennessee Tech	70 60	154	A	Cincinnati	61 79
																165	H	Bowling Green	65 49
																218	H	Alabama St.	87 58
																274	H	Fairfield	48 35
																329	H	Chicago St.	91 57
																342	H	Delaware St.	80 59
LAST 12 Division I GAMES:																			
				342	H	Delaware St.	80 59					218	H	Alabama St.	87 58				
				142	H	North Ala.	94 81					154	A	Cincinnati	61 79				
				165	H	Bowling Green	65 49					79	H	Tennessee Tech	70 60				
				66	A	Wake Forest	62 50					329	H	Chicago St.	91 57				
				274	H	Fairfield	48 35												
				36	H	Minnesota	53 78												

Non-Div I Games:

Xavier

Yale

Through Games Of Dec. 19, 2018

Average RPI Win:	276	WON-LOST	WINNING	LAST 10	STRENGTH OF	OPP. STRENGTH	TEAM	ADJ.	CONF.	ADJ CONF.
Average RPI Loss:	104	RECORD	PCT. RANK	GAMES	SCHEDULE	OF SCHEDULE	RPI	RPI	RPI	RPI
DIV. I ONLY	7- 5	130	0- 1	173	275	119	119	15	15	
DIV. I NON-CONF.	7- 5	130	0- 1	173	275	119	119	15	15	

TOTALS	RPI 1-25	RPI 26-50	W-L RECORDS	RPI 51-100	RPI 101-150	RPI 150+
7- 5	0- 0	0- 0	OVERALL	0- 2	1- 2	6- 1
2- 0	0- 0	0- 0	HOME	0- 0	0- 0	2- 0
4- 4	0- 0	0- 0	AWAY	0- 1	1- 2	3- 1
1- 1	0- 0	0- 0	NEUTRAL	0- 1	0- 0	1- 0
7- 5	0- 0	0- 0	NON-CONFERENCE	0- 2	1- 2	6- 1
2- 0	0- 0	0- 0	HOME	0- 0	0- 0	2- 0
4- 4	0- 0	0- 0	AWAY	0- 1	1- 2	3- 1
1- 1	0- 0	0- 0	NEUTRAL	0- 1	0- 0	1- 0
0- 0	0- 0	0- 0	CONFERENCE	0- 0	0- 0	0- 0
0- 0	0- 0	0- 0	HOME	0- 0	0- 0	0- 0
0- 0	0- 0	0- 0	AWAY	0- 0	0- 0	0- 0
0- 0	0- 0	0- 0	NEUTRAL	0- 0	0- 0	0- 0

RPI 1-25				RPI 26-50				RPI 51-100				RPI 101+				Team's RPI: 119	
RPI	S	Opponent	Score	RPI	S	Opponent	Score	RPI	S	Opponent	Score	RPI	S	Opponent	Score		
								68	N	SFA	57	67	103	A	Providence	42	59
								80	A	St. John's (NY)	52	56	113	A	Northern Ill.	80	89
													123	A	Youngstown St.	58	56
													154	A	Cincinnati	52	66
													276	A	Vermont	58	55
													281	H	Saint Peter's	72	56
													286	N	Niagara	67	64
													313	A	Army West Point	62	51
													320	H	Colgate	80	61
													331	A	Wagner	74	41

LAST 12 Division I GAMES:																			
80	A	St. John's (NY)	52	56	68	N	SFA	57	67	281	H	Saint Peter's	72	56	286	N	Niagara	67	64
103	A	Providence	42	59	313	A	Army West Point	62	51	331	A	Wagner	74	41	276	A	Vermont	58	55
123	A	Youngstown St.	58	56	113	A	Northern Ill.	80	89	320	H	Colgate	80	61					
154	A	Cincinnati	52	66	320	H	Colgate	80	61										

Non-Div I Games:

Yale

Loss

Non-Conf, S Site, H Home

A Away

N Neutral

Page 350

Average RPI Win: 243  
 Average RPI Loss: 100

WON-LOST  
 RECORD

WINNING  
 PCT. RANK

LAST 10  
 GAMES

STRENGTH OF  
 SCHEDULE

OPP. STRENGTH  
 OF SCHEDULE

TEAM  
 RPI

ADJ.  
 RPI

CONF.  
 RPI

ADJ CONF.  
 RPI

DIV. I ONLY	6- 3	96	0- 1	157	273	123	123	12	12
DIV. I NON-CONF.	6- 3	96	0- 1	157	273	123	123	12	12
-----									
TOTALS	RPI 1-25	RPI 26-50	W-L RECORDS	RPI 51-100	RPI 101-150	RPI 150+			
6- 3	0- 0	0- 1	OVERALL	0- 0	1- 2	5- 0			
4- 1	0- 0	0- 0	HOME	0- 0	0- 1	4- 0			
2- 2	0- 0	0- 1	AWAY	0- 0	1- 1	1- 0			
0- 0	0- 0	0- 0	NEUTRAL	0- 0	0- 0	0- 0			
6- 3	0- 0	0- 1	NON-CONFERENCE	0- 0	1- 2	5- 0			
4- 1	0- 0	0- 0	HOME	0- 0	0- 1	4- 0			
2- 2	0- 0	0- 1	AWAY	0- 0	1- 1	1- 0			
0- 0	0- 0	0- 0	NEUTRAL	0- 0	0- 0	0- 0			
0- 0	0- 0	0- 0	CONFERENCE	0- 0	0- 0	0- 0			
0- 0	0- 0	0- 0	HOME	0- 0	0- 0	0- 0			
0- 0	0- 0	0- 0	AWAY	0- 0	0- 0	0- 0			
0- 0	0- 0	0- 0	NEUTRAL	0- 0	0- 0	0- 0			

RPI 1-25				RPI 26-50				RPI 51-100				RPI 101+ Team's RPI: 123			
RPI	S	Opponent	Score	RPI	S	Opponent	Score	RPI	S	Opponent	Score	RPI	S	Opponent	Score
				39	A	Bucknell	68 73					115	A	Pittsburgh	64 55
												119	H	Yale	56 58
												143	A	Kent St.	34 62
												235	H	Loyola Chi cago	74 63
												238	H	Saint Francis (PA)	80 56
												243	H	Akron	72 61
												298	H	Robert Morris	69 59
												328	A	Canisius	62 36
LAST 12 Division I GAMES:															
119	H	Yale	56 58	39	A	Bucknell	68 73	238	H	Saint Francis (PA)	80 56				
143	A	Kent St.	34 62					328	A	Canisius	62 36				
115	A	Pittsburgh	64 55					243	H	Akron	72 61				
235	H	Loyola Chi cago	74 63												
298	H	Robert Morris	69 59												

Non-Div I Games: Carlow 90 31

Youngstown St.