

Average RPI Win: 338		WON-LOST	WINNING	LAST 10	STRENGTH OF		OPP. STRENGTH	TEAM	ADJ.	CONF.	ADJ. CONF.
Loss: 208		RECORD	PCT. RANK	GAMES	SCHEDULE		OF SCHEDULE	RPI	RPI	RPI	RPI
DIV. I ONLY		2- 5	258	0- 1	299		343	324	324	24	24
DIV. I NON-CONF.		2- 5	258	0- 1	299		343	324	324	24	24
TOTALS		RPI 1-25		RPI 26-50	W-L RECORDS		RPI 51-100	RPI 101-150		RPI 150+	
2- 5	0- 0		0- 0	OVERALL		0- 0	0- 1		2- 4		
0- 3	0- 0		0- 0	HOME		0- 0	0- 1		0- 2		
1- 1	0- 0		0- 0	AWAY		0- 0	0- 0		1- 1		
1- 1	0- 0		0- 0	NEUTRAL		0- 0	0- 0		1- 1		
2- 5	0- 0		0- 0	NON-CONFERENCE		0- 0	0- 1		2- 4		
0- 3	0- 0		0- 0	HOME		0- 0	0- 1		0- 2		
1- 1	0- 0		0- 0	AWAY		0- 0	0- 0		1- 1		
1- 1	0- 0		0- 0	NEUTRAL		0- 0	0- 0		1- 1		
0- 0	0- 0		0- 0	CONFERENCE		0- 0	0- 0		0- 0		
0- 0	0- 0		0- 0	HOME		0- 0	0- 0		0- 0		
0- 0	0- 0		0- 0	AWAY		0- 0	0- 0		0- 0		
0- 0	0- 0		0- 0	NEUTRAL		0- 0	0- 0		0- 0		

RPI 1-25				RPI 26-50				RPI 51-100				RPI 101+				Team's RPI : 324	
RPI	S	Opponent	Score	RPI	S	Opponent	Score	RPI	S	Opponent	Score	RPI	S	Opponent	Score		
												107	H	New Mexico St.	65	67	
												175	H	Texas St.	53	60	
												202	A	Texas Tech	61	78	
												219	N	Prairie View	59	67	
												335	A	UTRGV	59	49	
												335	H	UTRGV	57	70	
												341	N	Louisiana	64	63	
LAST 12 Division I GAMES:																	
				107	H	New Mexico St.	65	67				335	A	UTRGV	59	49	
				335	H	UTRGV	57	70									
				219	N	Prairie View	59	67									
				341	N	Louisiana	64	63									
				175	H	Texas St.	53	60									
				202	A	Texas Tech	61	78									

Non-Div I Games:	UNKNOWN	78	40	Schreiner	64	34	Tex. A&M Int'l	84	36
------------------	---------	----	----	-----------	----	----	----------------	----	----

A&M-Corpus Christi

■ Loss, ■ Non-Conf, S Site, H Home A Away N Neutral

Average RPI Win:	211	WON-LOST	WINNING	LAST 10	STRENGTH OF	OPP. STRENGTH	TEAM	ADJ.	CONF.	ADJ CONF.
Average RPI Loss:	96	RECORD	PCT. RANK	GAMES	SCHEDULE	OF SCHEDULE	RPI	RPI	RPI	RPI

DIV. I ONLY	3- 3	161	0- 1	168	135	136	136	24	24
DIV. I NON-CONF.	3- 3	161	0- 1	168	135	136	136	24	24

TOTALS	RPI 1-25	RPI 26-50	W-L RECORDS	RPI 51-100	RPI 101-150	RPI 150+			
3- 3	0- 0	0- 1	OVERALL	0- 1	1- 0	2- 1			
0- 1	0- 0	0- 1	HOME	0- 0	0- 0	0- 0			
2- 2	0- 0	0- 0	AWAY	0- 1	1- 0	1- 1			
1- 0	0- 0	0- 0	NEUTRAL	0- 0	0- 0	1- 0			
3- 3	0- 0	0- 1	NON-CONFERENCE	0- 1	1- 0	2- 1			
0- 1	0- 0	0- 1	HOME	0- 0	0- 0	0- 0			
2- 2	0- 0	0- 0	AWAY	0- 1	1- 0	1- 1			
1- 0	0- 0	0- 0	NEUTRAL	0- 0	0- 0	1- 0			
0- 0	0- 0	0- 0	CONFERENCE	0- 0	0- 0	0- 0			
0- 0	0- 0	0- 0	HOME	0- 0	0- 0	0- 0			
0- 0	0- 0	0- 0	AWAY	0- 0	0- 0	0- 0			
0- 0	0- 0	0- 0	NEUTRAL	0- 0	0- 0	0- 0			

RPI 1-25				RPI 26-50				RPI 51-100				RPI 101+ Team's RPI: 136			
RPI	S	Opponent	Score	RPI	S	Opponent	Score	RPI	S	Opponent	Score	RPI	S	Opponent	Score
				46	H	Arkansas	68 80	81	A	FGCU	65 81	107	A	New Mexico St.	58 46
												162	A	Tulsa	63 75
												212	N	Texas Southern	81 39
												315	A	UTEP	70 69

LAST 12 Division I GAMES:															
				107	A	New Mexico St.	58 46	81	A	FGCU	65 81				
								46	H	Arkansas	68 80				
								162	A	Tulsa	63 75				
								315	A	UTEP	70 69				
								212	N	Texas Southern	81 39				

Non-Div I Games:	Eastern N.M.	78 46	Howard Payne	98 43	Southwest (NM)	90 47	Schreiner	90 43
------------------	--------------	-------	--------------	-------	----------------	-------	-----------	-------

Average RPI Win:	236	WON-LOST	WINNING	LAST 10	STRENGTH OF	OPP. STRENGTH	TEAM	ADJ.	CONF.	ADJ CONF.
Average RPI Loss:	103	RECORD	PCT. RANK	GAMES	SCHEDULE	OF SCHEDULE	RPI	RPI	RPI	RPI
DIV. I ONLY	3- 6	236	0- 1	63	273	184	184	9	9	
DIV. I NON-CONF.	3- 6	236	0- 1	63	273	184	184	9	9	

TOTALS	RPI 1-25	RPI 26-50	W-L RECORDS	RPI 51-100	RPI 101-150	RPI 150+				
3- 6	0- 0	0- 2	OVERALL	1- 1	0- 1	2- 2				
2- 2	0- 0	0- 0	HOME	1- 0	0- 0	1- 2				
1- 4	0- 0	0- 2	AWAY	0- 1	0- 1	1- 0				
0- 0	0- 0	0- 0	NEUTRAL	0- 0	0- 0	0- 0				
3- 6	0- 0	0- 2	NON-CONFERENCE	1- 1	0- 1	2- 2				
2- 2	0- 0	0- 0	HOME	1- 0	0- 0	1- 2				
1- 4	0- 0	0- 2	AWAY	0- 1	0- 1	1- 0				
0- 0	0- 0	0- 0	NEUTRAL	0- 0	0- 0	0- 0				
0- 0	0- 0	0- 0	CONFERENCE	0- 0	0- 0	0- 0				
0- 0	0- 0	0- 0	HOME	0- 0	0- 0	0- 0				
0- 0	0- 0	0- 0	AWAY	0- 0	0- 0	0- 0				
0- 0	0- 0	0- 0	NEUTRAL	0- 0	0- 0	0- 0				

RPI 1-25				RPI 26-50				RPI 51-100				RPI 101+				Team's RPI: 184
RPI	S	Opponent	Score	RPI	S	Opponent	Score	RPI	S	Opponent	Score	RPI	S	Opponent	Score	
				34	A	Minnesota	50 67	57	H	Northern Colo.	69 57	104	A	Denver	66 92	
				36	A	Northeastern	41 54	82	A	Portland	60 79	161	H	George Mason	71 78	
												200	H	Navy	47 54	
												309	A	Army West Point	71 60	
												343	H	Fairleigh Dickinson	85 37	
LAST 12 Division I GAMES:																
				82	A	Portland	60 79	309	A	Army West Point	71 60					
				200	H	Navy	47 54	343	H	Fairleigh Dickinson	85 37					
				34	A	Minnesota	50 67	104	A	Denver	66 92					
				57	H	Northern Colo.	69 57	161	H	George Mason	71 78					
				36	A	Northeastern	41 54									

Non-Div I Games: Western St. 72 54

Air Force

■ Loss,
 ■ Non-Conf, S Site,
 ■ Home
 ■ Away
 N Neutral

Average RPI Win: 281
Average RPI Loss: 90

WON-LOST
RECORD

WINNING
PCT. RANK

LAST 10
GAMES

STRENGTH OF
SCHEDULE

OPP. STRENGTH
OF SCHEDULE

TEAM
RPI

ADJ.
RPI

CONF.
RPI

ADJ CONF.
RPI

DIV. I ONLY	6- 2	67	1- 0	346	60	235	235	10	10
DIV. I NON-CONF.	6- 2	67	1- 0	346	60	235	235	10	10
TOTALS	RPI 1-25	RPI 26-50	W-L RECORDS	RPI 51-100	RPI 101-150	RPI 150+			
6- 2	0- 0	0- 1	OVERALL	0- 0	0- 1	6- 0			
3- 1	0- 0	0- 1	HOME	0- 0	0- 0	3- 0			
1- 1	0- 0	0- 0	AWAY	0- 0	0- 1	1- 0			
2- 0	0- 0	0- 0	NEUTRAL	0- 0	0- 0	2- 0			
6- 2	0- 0	0- 1	NON-CONFERENCE	0- 0	0- 1	6- 0			
3- 1	0- 0	0- 1	HOME	0- 0	0- 0	3- 0			
1- 1	0- 0	0- 0	AWAY	0- 0	0- 1	1- 0			
2- 0	0- 0	0- 0	NEUTRAL	0- 0	0- 0	2- 0			
0- 0	0- 0	0- 0	CONFERENCE	0- 0	0- 0	0- 0			
0- 0	0- 0	0- 0	HOME	0- 0	0- 0	0- 0			
0- 0	0- 0	0- 0	AWAY	0- 0	0- 0	0- 0			
0- 0	0- 0	0- 0	NEUTRAL	0- 0	0- 0	0- 0			

RPI	S	Opponent	Score	RPI	S	Opponent	Score	RPI	S	Opponent	Score	RPI	S	Opponent	Score
48	H	Butler	47 63									132	A	Youngstown St.	61 72
												223	N	Oakland	85 65
												245	H	St. Bonaventure	67 58
												254	H	Eastern Ky.	63 54
												308	N	Northern Ky.	77 60
												328	A	N. C. A&T	49 36
												329	H	Canisius	62 53
LAST 12 Division I GAMES:															
245	H	St. Bonaventure	67 58	329	H	Canisius	62 53								
254	H	Eastern Ky.	63 54	48	H	Butler	47 63								
132	A	Youngstown St.	61 72												
308	N	Northern Ky.	77 60												
223	N	Oakland	85 65												
328	A	N. C. A&T	49 36												

Non-Div I Games:

Akron

Loss, Non-Conf, S Site, H Home A Away N Neutral

Average RPI Win:	190	WON-LOST	WINNING	LAST 10	STRENGTH OF	OPP. STRENGTH	TEAM	ADJ.	CONF.	ADJ CONF.
Average RPI Loss:	119	RECORD	PCT. RANK	GAMES	SCHEDULE	OF SCHEDULE	RPI	RPI	RPI	RPI
DIV. I ONLY	7- 4	110	0- 1	84	209	113	113	5	5	
DIV. I NON-CONF.	7- 4	110	0- 1	84	209	113	113	5	5	

TOTALS	RPI 1-25	RPI 26-50	W-L RECORDS	RPI 51-100	RPI 101-150	RPI 150+				
7- 4	0- 0	1- 0	OVERALL	0- 2	1- 1	5- 1				
6- 1	0- 0	1- 0	HOME	0- 0	1- 1	4- 0				
1- 1	0- 0	0- 0	AWAY	0- 1	0- 0	1- 0				
0- 2	0- 0	0- 0	NEUTRAL	0- 1	0- 0	0- 1				
7- 4	0- 0	1- 0	NON-CONFERENCE	0- 2	1- 1	5- 1				
6- 1	0- 0	1- 0	HOME	0- 0	1- 1	4- 0				
1- 1	0- 0	0- 0	AWAY	0- 1	0- 0	1- 0				
0- 2	0- 0	0- 0	NEUTRAL	0- 1	0- 0	0- 1				
0- 0	0- 0	0- 0	CONFERENCE	0- 0	0- 0	0- 0				
0- 0	0- 0	0- 0	HOME	0- 0	0- 0	0- 0				
0- 0	0- 0	0- 0	AWAY	0- 0	0- 0	0- 0				
0- 0	0- 0	0- 0	NEUTRAL	0- 0	0- 0	0- 0				

RPI 1-25				RPI 26-50				RPI 51-100				RPI 101+ Team's RPI: 113			
RPI	S	Opponent	Score	RPI	S	Opponent	Score	RPI	S	Opponent	Score	RPI	S	Opponent	Score
				38	H	Tulane	69 58	68	N	Louisiana Tech	62 79	103	H	Clemson	76 56
								97	A	Utah	62 72	150	H	South Alabama	67 72
												162	N	Tulsa	73 80
												178	H	Southeastern La.	88 40
												196	A	SMU	62 61
												238	H	Stetson	59 47
												240	H	Grambling	73 55
												337	H	Northwestern St.	87 73
LAST 12 Division I GAMES:															
240	H	Grambling	73 55	68	N	Louisiana Tech	62 79	337	H	Northwestern St.	87 73				
103	H	Clemson	76 56	38	H	Tulane	69 58	150	H	South Alabama	67 72				
196	A	SMU	62 61	97	A	Utah	62 72	162	N	Tulsa	73 80				
178	H	Southeastern La.	88 40					238	H	Stetson	59 47				

Non-Div I Games:

Alabama

Average RPI	Win: 259	WON-LOST RECORD	WINNING PCT. RANK	LAST 10 GAMES	STRENGTH OF SCHEDULE	OPP. STRENGTH OF SCHEDULE	TEAM RPI	ADJ. RPI	CONF. RPI	ADJ. CONF. RPI
Average RPI	Loss: 206									
DIV. I ONLY	3- 6	236	1- 0	196	342	262	262	28	28	
DIV. I NON-CONF.	3- 6	236	1- 0	196	342	262	262	28	28	
<hr/>										
TOTALS	RPI 1-25	RPI 26-50	W-L RECORDS	RPI 51-100	RPI 101-150	RPI 150+				
3- 6	0- 0	0- 0	OVERALL	0- 1	0- 1	3- 4				
2- 2	0- 0	0- 0	HOME	0- 0	0- 0	2- 2				
1- 4	0- 0	0- 0	AWAY	0- 1	0- 1	1- 2				
0- 0	0- 0	0- 0	NEUTRAL	0- 0	0- 0	0- 0				
3- 6	0- 0	0- 0	NON-CONFERENCE	0- 1	0- 1	3- 4				
2- 2	0- 0	0- 0	HOME	0- 0	0- 0	2- 2				
1- 4	0- 0	0- 0	AWAY	0- 1	0- 1	1- 2				
0- 0	0- 0	0- 0	NEUTRAL	0- 0	0- 0	0- 0				
0- 0	0- 0	0- 0	CONFERENCE	0- 0	0- 0	0- 0				
0- 0	0- 0	0- 0	HOME	0- 0	0- 0	0- 0				
0- 0	0- 0	0- 0	AWAY	0- 0	0- 0	0- 0				
0- 0	0- 0	0- 0	NEUTRAL	0- 0	0- 0	0- 0				

RPI 1-25				RPI 26-50				RPI 51-100				RPI 101+ Team's RPI: 262					
RPI	S	Opponent	Score	RPI	S	Opponent	Score	RPI	S	Opponent	Score	RPI	S	Opponent	Score		
								76	A	Kansas	54	65	123	A	Illinois	60	88
												169	A	UAB	47	82	
												178	H	Southeastern La.	51	48	
												190	H	Jacksonville St.	48	55	
												299	H	Tennessee St.	67	57	
												301	A	Murray St.	59	53	
												332	H	Lipscomb	58	62	
												347	A	Austin Peay	58	75	
LAST 12 Division I GAMES:																	
178	H	Southeastern La.	51	48	190	H	Jacksonville St.	48	55	347	A	Austin Peay	58	75			
299	H	Tennessee St.	67	57	301	A	Murray St.	59	53	169	A	UAB	47	82			
123	A	Illinois	60	88	76	A	Kansas	54	65	332	H	Lipscomb	58	62			

Non-Div I Games:

Alabama A&M

Average RPI	Win:	0	WON-LOST	WINNING	LAST 10	STRENGTH OF	OPP. STRENGTH	TEAM	ADJ.	CONF.	ADJ CONF.
Average RPI	Loss:	131	RECORD	PCT. RANK	GAMES	SCHEDULE	OF SCHEDULE	RPI	RPI	RPI	RPI
DIV. I ONLY		0- 9	330	0- 1	5	336	225	225	28	28	
DIV. I NON-CONF.		0- 9	330	0- 1	5	336	225	225	28	28	

TOTALS	RPI 1-25		RPI 26-50		W-L RECORDS	RPI 51-100		RPI 101-150		RPI 150+	
0- 9	0- 1		0- 0		OVERALL	0- 3		0- 2		0- 3	
0- 3	0- 0		0- 0		HOME	0- 1		0- 0		0- 2	
0- 6	0- 1		0- 0		AWAY	0- 2		0- 2		0- 1	
0- 0	0- 0		0- 0		NEUTRAL	0- 0		0- 0		0- 0	
0- 9	0- 1		0- 0		NON-CONFERENCE	0- 3		0- 2		0- 3	
0- 3	0- 0		0- 0		HOME	0- 1		0- 0		0- 2	
0- 6	0- 1		0- 0		AWAY	0- 2		0- 2		0- 1	
0- 0	0- 0		0- 0		NEUTRAL	0- 0		0- 0		0- 0	
0- 0	0- 0		0- 0		CONFERENCE	0- 0		0- 0		0- 0	
0- 0	0- 0		0- 0		HOME	0- 0		0- 0		0- 0	
0- 0	0- 0		0- 0		AWAY	0- 0		0- 0		0- 0	
0- 0	0- 0		0- 0		NEUTRAL	0- 0		0- 0		0- 0	

RPI 1-25				RPI 26-50				RPI 51-100				RPI 101+ Team's RPI: 225			
RPI	S	Opponent	Score	RPI	S	Opponent	Score	RPI	S	Opponent	Score	RPI	S	Opponent	Score
17	A	Kentucky	35 87					58	H	South Carolina	38 94	145	A	North Ala.	42 68
								75	A	Georgia Tech	42 69	150	A	South Alabama	65 77
								98	A	Xavier	58 87	169	H	UAB	47 62
												213	A	Troy	46 116
												253	H	Samford	51 60

LAST 12 Division I GAMES:															
98	A	Xavier	58 87	213	A	Troy	46 116	145	A	North Ala.	42 68				
169	H	UAB	47 62	253	H	Samford	51 60	58	H	South Carolina	38 94				
150	A	South Alabama	65 77	17	A	Kentucky	35 87								
75	A	Georgia Tech	42 69												

Non-Div I Games:

Mobile

69 63

Alabama St.

Average RPI	Win:	314	WON-LOST	WINNING	LAST 10	STRENGTH OF	OPP. STRENGTH	TEAM	ADJ.	CONF.	ADJ CONF.
Average RPI	Loss:	199	RECORD	PCT. RANK	GAMES	SCHEDULE	OF SCHEDULE	RPI	RPI	RPI	RPI
DIV. I ONLY		2- 9		300	1- 0	242	323	319	319	23	23
DIV. I NON-CONF.		2- 9		300	1- 0	242	323	319	319	23	23

TOTALS	RPI 1-25		RPI 26-50		W-L RECORDS	RPI 51-100		RPI 101-150		RPI 150+	
2- 9	0- 0		0- 0		OVERALL	0- 3		0- 0		2- 6	
1- 4	0- 0		0- 0		HOME	0- 1		0- 0		1- 3	
1- 5	0- 0		0- 0		AWAY	0- 2		0- 0		1- 3	
0- 0	0- 0		0- 0		NEUTRAL	0- 0		0- 0		0- 0	
2- 9	0- 0		0- 0		NON-CONFERENCE	0- 3		0- 0		2- 6	
1- 4	0- 0		0- 0		HOME	0- 1		0- 0		1- 3	
1- 5	0- 0		0- 0		AWAY	0- 2		0- 0		1- 3	
0- 0	0- 0		0- 0		NEUTRAL	0- 0		0- 0		0- 0	
0- 0	0- 0		0- 0		CONFERENCE	0- 0		0- 0		0- 0	
0- 0	0- 0		0- 0		HOME	0- 0		0- 0		0- 0	
0- 0	0- 0		0- 0		AWAY	0- 0		0- 0		0- 0	
0- 0	0- 0		0- 0		NEUTRAL	0- 0		0- 0		0- 0	

RPI 1-25				RPI 26-50				RPI 51-100				RPI 101+ Team' s RPI : 319					
RPI	S	Opponent	Score	RPI	S	Opponent	Score	RPI	S	Opponent	Score	RPI	S	Opponent	Score		
								63	A	Rutgers	39	65	183	A	Monmouth	56	64
								85	A	South Fla.	37	74	207	H	Holy Cross	50	56
								92	H	Marist	56	74	248	H	Central Conn. St.	53	60
												260	A	Cornel l	34	48	
												287	A	St. Francis Brooklyn	67	60	
												321	A	Lafayette	66	67	
												329	H	Canisius	42	48	
												340	H	Manhattan	60	54	
LAST 12 Division I GAMES:																	
				92	H	Marist	56	74	287	A	St. Francis Brooklyn	67	60				
				248	H	Central Conn. St.	53	60	63	A	Rutgers	39	65				
				321	A	Lafayette	66	67	340	H	Manhattan	60	54				
				329	H	Canisius	42	48	260	A	Cornel l	34	48				
				207	H	Holy Cross	50	56	85	A	South Fla.	37	74				
				183	A	Monmouth	56	64									

Non-Div I Games:

Albany (NY)

Average RPI Win:	0
Average RPI Loss:	264

DIV. I ONLY	0- 6	330	0- 0	332	346	351	351	28	28
DIV. I NON-CONF.	0- 6	330	0- 0	332	346	351	351	28	28
TOTALS	RPI 1-25	RPI 26-50	W-L RECORDS	RPI 51-100	RPI 101-150	RPI 150+			
0- 6	0- 0	0- 0	OVERALL	0- 0	0- 0	0- 6			
0- 2	0- 0	0- 0	HOME	0- 0	0- 0	0- 2			
0- 4	0- 0	0- 0	AWAY	0- 0	0- 0	0- 4			
0- 0	0- 0	0- 0	NEUTRAL	0- 0	0- 0	0- 0			
0- 6	0- 0	0- 0	NON-CONFERENCE	0- 0	0- 0	0- 6			
0- 2	0- 0	0- 0	HOME	0- 0	0- 0	0- 2			
0- 4	0- 0	0- 0	AWAY	0- 0	0- 0	0- 4			
0- 0	0- 0	0- 0	NEUTRAL	0- 0	0- 0	0- 0			
0- 0	0- 0	0- 0	CONFERENCE	0- 0	0- 0	0- 0			
0- 0	0- 0	0- 0	HOME	0- 0	0- 0	0- 0			
0- 0	0- 0	0- 0	AWAY	0- 0	0- 0	0- 0			
0- 0	0- 0	0- 0	NEUTRAL	0- 0	0- 0	0- 0			

RPI 1-25				RPI 26-50				RPI 51-100				RPI 101+ Team's RPI: 351			
RPI	S	Opponent	Score	RPI	S	Opponent	Score	RPI	S	Opponent	Score	RPI	S	Opponent	Score
												169	A	UAB	53 80
												178	H	Southeastern La.	59 77
												273	A	Southern Mi ss.	47 66
												312	H	Central Ark.	46 57
												315	A	UTEP	51 77
												337	A	Northwestern St.	65 78
LAST 12 Division I Games:															
				312	H	Central Ark.	46 57	273	A	Southern Mi ss.	47 66				
				337	A	Northwestern St.	65 78	169	A	UAB	53 80				
				178	H	Southeastern La.	59 77								
				315	A	UTEP	51 77								

Al corn

American

A
m
e
r
i
c
a
n

Ameri can

Average RPI Win:	268	WON-LOST	WINNING	LAST 10	STRENGTH OF	OPP. STRENGTH	TEAM	ADJ.	CONF.	ADJ CONF.
Average RPI Loss:	150	RECORD	PCT. RANK	GAMES	SCHEDULE	OF SCHEDULE	RPI	RPI	RPI	RPI
DIV. I ONLY	6- 4	122	1- 0	210	311	157	157	19	19	
DIV. I NON-CONF.	6- 4	122	1- 0	210	311	157	157	19	19	

TOTALS	RPI 1-25	RPI 26-50	W-L RECORDS	RPI 51-100	RPI 101-150	RPI 150+				
6- 4	0- 0	0- 0	OVERALL	0- 2	0- 0	6- 2				
5- 0	0- 0	0- 0	HOME	0- 0	0- 0	5- 0				
1- 4	0- 0	0- 0	AWAY	0- 2	0- 0	1- 2				
0- 0	0- 0	0- 0	NEUTRAL	0- 0	0- 0	0- 0				
6- 4	0- 0	0- 0	NON-CONFERENCE	0- 2	0- 0	6- 2				
5- 0	0- 0	0- 0	HOME	0- 0	0- 0	5- 0				
1- 4	0- 0	0- 0	AWAY	0- 2	0- 0	1- 2				
0- 0	0- 0	0- 0	NEUTRAL	0- 0	0- 0	0- 0				
0- 0	0- 0	0- 0	CONFERENCE	0- 0	0- 0	0- 0				
0- 0	0- 0	0- 0	HOME	0- 0	0- 0	0- 0				
0- 0	0- 0	0- 0	AWAY	0- 0	0- 0	0- 0				
0- 0	0- 0	0- 0	NEUTRAL	0- 0	0- 0	0- 0				

RPI 1-25				RPI 26-50				RPI 51-100				RPI 101+				Team's RPI: 157
RPI	S	Opponent	Score	RPI	S	Opponent	Score	RPI	S	Opponent	Score	RPI	S	Opponent	Score	
								58	A	South Carolina	50 80	169	A	UAB	61 80	
								75	A	Georgia Tech	53 71	201	H	Elon	65 62	
												236	A	Davidson	81 78	
												247	H	Wofford	94 70	
												293	H	Col. of Charleston	80 66	
												298	A	ETSU	64 95	
												300	H	Marshall	74 52	
												330	H	UNC Greensboro	68 65	
LAST 12 Division I GAMES:																
247	H	Wofford	94 70	201	H	Elon	65 62	236	A	Davidson	81 78	330	H	UNC Greensboro	68 65	
58	A	South Carolina	50 80	75	A	Georgia Tech	53 71	169	A	UAB	61 80					
293	H	Col. of Charleston	80 66													
298	A	ETSU	64 95													
300	H	Marshall	74 52													

Non-Div I Games:

Appalachian St.

Average RPI	Win:	207	WON-LOST	WINNING	LAST 10	STRENGTH OF	OPP. STRENGTH	TEAM	ADJ.	CONF.	ADJ CONF.
Average RPI	Loss:	74	RECORD	PCT. RANK	GAMES	SCHEDULE	OF SCHEDULE	RPI	RPI	RPI	RPI
DIV. I ONLY		9- 1		18	1- 0	288	81	102	102	2	2
DIV. I NON-CONF.		9- 1		18	1- 0	288	81	102	102	2	2

TOTALS	RPI 1-25		RPI 26-50		W-L RECORDS	RPI 51-100		RPI 101-150		RPI 150+	
9- 1	0- 0		0- 0		OVERALL	3- 1		0- 0		6- 0	
5- 1	0- 0		0- 0		HOME	2- 1		0- 0		3- 0	
2- 0	0- 0		0- 0		AWAY	0- 0		0- 0		2- 0	
2- 0	0- 0		0- 0		NEUTRAL	1- 0		0- 0		1- 0	
9- 1	0- 0		0- 0		NON-CONFERENCE	3- 1		0- 0		6- 0	
5- 1	0- 0		0- 0		HOME	2- 1		0- 0		3- 0	
2- 0	0- 0		0- 0		AWAY	0- 0		0- 0		2- 0	
2- 0	0- 0		0- 0		NEUTRAL	1- 0		0- 0		1- 0	
0- 0	0- 0		0- 0		CONFERENCE	0- 0		0- 0		0- 0	
0- 0	0- 0		0- 0		HOME	0- 0		0- 0		0- 0	
0- 0	0- 0		0- 0		AWAY	0- 0		0- 0		0- 0	
0- 0	0- 0		0- 0		NEUTRAL	0- 0		0- 0		0- 0	

RPI 1-25				RPI 26-50				RPI 51-100				RPI 101+ Team's RPI: 102			
RPI	S	Opponent	Score	RPI	S	Opponent	Score	RPI	S	Opponent	Score	RPI	S	Opponent	Score
								59	H	Idaho St.	71 46	159	A	San Diego St.	69 60
								74	H	Loyola Marymount	64 66	271	A	Long Beach St.	70 43
								80	H	Montana	100 51	296	H	Incarnate Word	84 42
								82	N	Portland	92 70	297	N	Seattle U	84 54
												306	H	South Carolina St.	73 32
												315	H	UTEP	62 40

LAST 12 Division I GAMES:															
271	A	Long Beach St.	70 43	315	H	UTEP	62 40	297	N	Seattle U	84 54				
80	H	Montana	100 51	74	H	Loyola Marymount	64 66	59	H	Idaho St.	71 46				
159	A	San Diego St.	69 60												
296	H	Incarnate Word	84 42												
306	H	South Carolina St.	73 32												
82	N	Portland	92 70												

Non-Div I Games:

Ari zona

Average RPI	Win: 132	WON-LOST RECORD	WINNING PCT. RANK	LAST 10 GAMES	STRENGTH OF SCHEDULE	OPP. STRENGTH OF SCHEDULE	TEAM RPI	ADJ. RPI	CONF. RPI	ADJ CONF. RPI
Average RPI	Loss: 10									
DIV. I ONLY		8- 2	46	1- 0	71	17	26	26	2	2
DIV. I NON-CONF.		8- 2	46	1- 0	71	17	26	26	2	2

TOTALS	RPI 1-25		RPI 26-50	W-L RECORDS	RPI 51-100		RPI 101-150		RPI 150+	
8- 2	0- 2		1- 0	OVERALL	2- 0		3- 0		2- 0	
4- 1	0- 1		0- 0	HOME	1- 0		1- 0		2- 0	
2- 0	0- 0		1- 0	AWAY	0- 0		1- 0		0- 0	
2- 1	0- 1		0- 0	NEUTRAL	1- 0		1- 0		0- 0	
8- 2	0- 2		1- 0	NON-CONFERENCE	2- 0		3- 0		2- 0	
4- 1	0- 1		0- 0	HOME	1- 0		1- 0		2- 0	
2- 0	0- 0		1- 0	AWAY	0- 0		1- 0		0- 0	
2- 1	0- 1		0- 0	NEUTRAL	1- 0		1- 0		0- 0	
0- 0	0- 0		0- 0	CONFERENCE	0- 0		0- 0		0- 0	
0- 0	0- 0		0- 0	HOME	0- 0		0- 0		0- 0	
0- 0	0- 0		0- 0	AWAY	0- 0		0- 0		0- 0	
0- 0	0- 0		0- 0	NEUTRAL	0- 0		0- 0		0- 0	

RPI 1-25				RPI 26-50				RPI 51-100				RPI 101+			
RPI	S	Opponent	Score	RPI	S	Opponent	Score	RPI	S	Opponent	Score	RPI	S	Opponent	Score
9	N	Louisville	56 58	46	A	Arkansas	88 85	68	H	Louisiana Tech	80 44	110	H	Southern U.	69 47
11	H	Baylor	59 65					87	N	Kansas St.	65 51	139	A	Colorado St.	70 39
												149	N	Southern Ill.	82 38
												162	H	Tulsa	70 52
												296	H	Incarnate Word	81 43

LAST 12 Division I GAMES:															
110	H	Southern U.	69 47	162	H	Tulsa	70 52	87	N	Kansas St.	65 51				
68	H	Louisiana Tech	80 44												
149	N	Southern Ill.	82 38					139	A	Colorado St.	70 39				
9	N	Louisville	56 58	296	H	Incarnate Word	81 43								
46	A	Arkansas	88 85												
11	H	Baylor	59 65												

Non-Div I Games:

Ari zona St.

Average RPI Win:	0	WON-LOST	WINNING	LAST 10	STRENGTH OF	OPP. STRENGTH	TEAM	ADJ.	CONF.	ADJ CONF.
Average RPI Loss:	126	RECORD	PCT. RANK	GAMES	SCHEDULE	OF SCHEDULE	RPI	RPI	RPI	RPI
DIV. I ONLY	0- 3	330	0- 0	3	327	182	182	28	28	
DIV. I NON-CONF.	0- 3	330	0- 0	3	327	182	182	28	28	

TOTALS	RPI 1-25	RPI 26-50	W-L RECORDS	RPI 51-100	RPI 101-150	RPI 150+				
0- 3	0- 0	0- 1	OVERALL	0- 1	0- 0	0- 1				
0- 0	0- 0	0- 0	HOME	0- 0	0- 0	0- 0				
0- 3	0- 0	0- 1	AWAY	0- 1	0- 0	0- 1				
0- 0	0- 0	0- 0	NEUTRAL	0- 0	0- 0	0- 0				
0- 3	0- 0	0- 1	NON-CONFERENCE	0- 1	0- 0	0- 1				
0- 0	0- 0	0- 0	HOME	0- 0	0- 0	0- 0				
0- 3	0- 0	0- 1	AWAY	0- 1	0- 0	0- 1				
0- 0	0- 0	0- 0	NEUTRAL	0- 0	0- 0	0- 0				
0- 0	0- 0	0- 0	CONFERENCE	0- 0	0- 0	0- 0				
0- 0	0- 0	0- 0	HOME	0- 0	0- 0	0- 0				
0- 0	0- 0	0- 0	AWAY	0- 0	0- 0	0- 0				
0- 0	0- 0	0- 0	NEUTRAL	0- 0	0- 0	0- 0				

RPI 1-25				RPI 26-50				RPI 51-100				RPI 101+ Team's RPI: 182			
RPI	S	Opponent	Score	RPI	S	Opponent	Score	RPI	S	Opponent	Score	RPI	S	Opponent	Score
				34	A	Minnesota	42 84	100	A	Oregon St.	33 89	243	A	Wichita St.	39 76
LAST 12 Division I GAMES:															
				34	A	Minnesota	42 84	100	A	Oregon St.	33 89	243	A	Wichita St.	39 76

Non-Div I Games: Paul Quinn 68 52 Tougaloo 68 60 Philander Smith 48 53

Ark. -Pine Bluff

ArkansasA
r
k
a
n
s
a
s

Arkansas

Page 15

Average RPI Win: 259		WON-LOST		WINNING		LAST 10		STRENGTH OF		OPP. STRENGTH		TEAM		ADJ.		CONF.		ADJ CONF.	
Average RPI Loss: 79		RECORD		PCT. RANK		GAMES		SCHEDULE		OF SCHEDULE		RPI		RPI		RPI		RPI	
DIV. I ONLY		5- 4		141		1- 0		206		171		171		171		19		19	
DIV. I NON-CONF.		5- 4		141		1- 0		206		171		171		171		19		19	
TOTALS		RPI 1-25		RPI 26-50		W-L RECORDS		RPI 51-100		RPI 101-150		RPI 150+							
5- 4		0- 0		0- 0		OVERALL		0- 3		0- 1		5- 0							
4- 1		0- 0		0- 0		HOME		0- 1		0- 0		4- 0							
1- 3		0- 0		0- 0		AWAY		0- 2		0- 1		1- 0							
0- 0		0- 0		0- 0		NEUTRAL		0- 0		0- 0		0- 0							
5- 4		0- 0		0- 0		NON-CONFERENCE		0- 3		0- 1		5- 0							
4- 1		0- 0		0- 0		HOME		0- 1		0- 0		4- 0							
1- 3		0- 0		0- 0		AWAY		0- 2		0- 1		1- 0							
0- 0		0- 0		0- 0		NEUTRAL		0- 0		0- 0		0- 0							
0- 0		0- 0		0- 0		CONFERENCE		0- 0		0- 0		0- 0							
0- 0		0- 0		0- 0		HOME		0- 0		0- 0		0- 0							
0- 0		0- 0		0- 0		AWAY		0- 0		0- 0		0- 0							
0- 0		0- 0		0- 0		NEUTRAL		0- 0		0- 0		0- 0							

RPI 1-25				RPI 26-50				RPI 51-100				RPI 101+				Team's RPI: 171
RPI	S	Opponent	Score	RPI	S	Opponent	Score	RPI	S	Opponent	Score	RPI	S	Opponent	Score	
								52	A	Texas A&M	56 97	131	A	Oklahoma St.	60 62	
								64	A	UT Martin	91 97	162	H	Tulsa	73 60	
								68	H	Louisiana Tech	70 80	250	H	Memphis	77 66	
												269	H	Mississippi Val.	60 57	
												301	H	Murray St.	74 63	
												315	A	UTEP	67 66	
LAST 12 Division I GAMES:																
				315	A	UTEP	67 66	269	H	Mississippi Val.	60 57					
				301	H	Murray St.	74 63	162	H	Tulsa	73 60					
				52	A	Texas A&M	56 97	131	A	Oklahoma St.	60 62					
				68	H	Louisiana Tech	70 80									
				64	A	UT Martin	91 97									
				250	H	Memphis	77 66									

Non-Div I Games:

Arkansas St.

Average RPI Win:	329	WON-LOST	WINNING	LAST 10	STRENGTH OF	OPP. STRENGTH	TEAM	ADJ.	CONF.	ADJ CONF.
Average RPI Loss:	165	RECORD	PCT. RANK	GAMES	SCHEDULE	OF SCHEDULE	RPI	RPI	RPI	RPI

DIV. I ONLY	4- 6	211	0- 1	324	284	309	309	22	22
DIV. I NON-CONF.	4- 6	211	0- 1	324	284	309	309	22	22

TOTALS	RPI 1-25	RPI 26-50	W-L RECORDS	RPI 51-100	RPI 101-150	RPI 150+			
4- 6	0- 0	0- 0	OVERALL	0- 2	0- 1	4- 3			
2- 3	0- 0	0- 0	HOME	0- 1	0- 1	2- 1			
2- 3	0- 0	0- 0	AWAY	0- 1	0- 0	2- 2			
0- 0	0- 0	0- 0	NEUTRAL	0- 0	0- 0	0- 0			
4- 6	0- 0	0- 0	NON-CONFERENCE	0- 2	0- 1	4- 3			
2- 3	0- 0	0- 0	HOME	0- 1	0- 1	2- 1			
2- 3	0- 0	0- 0	AWAY	0- 1	0- 0	2- 2			
0- 0	0- 0	0- 0	NEUTRAL	0- 0	0- 0	0- 0			
0- 0	0- 0	0- 0	CONFERENCE	0- 0	0- 0	0- 0			
0- 0	0- 0	0- 0	HOME	0- 0	0- 0	0- 0			
0- 0	0- 0	0- 0	AWAY	0- 0	0- 0	0- 0			
0- 0	0- 0	0- 0	NEUTRAL	0- 0	0- 0	0- 0			

RPI 1-25				RPI 26-50				RPI 51-100				RPI 101+				Team's RPI: 309	
RPI	S	Opponent	Score	RPI	S	Opponent	Score	RPI	S	Opponent	Score	RPI	S	Opponent	Score		
								61	A	TCU	38	63	126	H	Yale	51	62
								84	H	St. John's (NY)	49	60	184	H	Air Force	60	71
													244	A	Binghamton	47	60
													287	H	St. Francis Brooklyn	69	57
													288	A	Columbia	49	70
													334	A	Wagner	61	46
													343	H	Fairleigh Dickinson	62	40
													350	A	LIU Brooklyn	57	42
LAST 12 Division I GAMES:																	
				244	A	Binghamton	47	60	126	H	Yale	51	62				
				184	H	Air Force	60	71	334	A	Wagner	61	46				
				84	H	St. John's (NY)	49	60	343	H	Fairleigh Dickinson	62	40				
				288	A	Columbia	49	70	61	A	TCU	38	63				
				350	A	LIU Brooklyn	57	42	287	H	St. Francis Brooklyn	69	57				

Non-Div I Games:

Army West Point

Average RPI	Win:	208	WON-LOST	WINNING	LAST 10	STRENGTH OF	OPP. STRENGTH	TEAM	ADJ.	CONF.	ADJ CONF.
Average RPI	Loss:	5	RECORD	PCT. RANK	GAMES	SCHEDULE	OF SCHEDULE	RPI	RPI	RPI	RPI
DIV. I ONLY		8- 1	25	1- 0	193	101	35	35	5	5	
DIV. I NON-CONF.		8- 1	25	1- 0	193	101	35	35	5	5	

TOTALS	RPI 1-25		RPI 26-50		W-L RECORDS	RPI 51-100	RPI 101-150		RPI 150+		
8- 1	1- 1		0- 0		OVERALL	0- 0	0- 0		7- 0		
5- 0	0- 0		0- 0		HOME	0- 0	0- 0		5- 0		
2- 1	1- 1		0- 0		AWAY	0- 0	0- 0		1- 0		
1- 0	0- 0		0- 0		NEUTRAL	0- 0	0- 0		1- 0		
8- 1	1- 1		0- 0		NON-CONFERENCE	0- 0	0- 0		7- 0		
5- 0	0- 0		0- 0		HOME	0- 0	0- 0		5- 0		
2- 1	1- 1		0- 0		AWAY	0- 0	0- 0		1- 0		
1- 0	0- 0		0- 0		NEUTRAL	0- 0	0- 0		1- 0		
0- 0	0- 0		0- 0		CONFERENCE	0- 0	0- 0		0- 0		
0- 0	0- 0		0- 0		HOME	0- 0	0- 0		0- 0		
0- 0	0- 0		0- 0		AWAY	0- 0	0- 0		0- 0		
0- 0	0- 0		0- 0		NEUTRAL	0- 0	0- 0		0- 0		

RPI 1-25				RPI 26-50				Team's RPI: 35	RPI 51-100				RPI 101+			
RPI	S	Opponent	Score	RPI	S	Opponent	Score		RPI	S	Opponent	Score	RPI	S	Opponent	Score
5	A	Iowa St.	64 67										160	N	Coastal Caro.	84 78
23	A	New Mexico	79 76										165	H	Nicholls St.	80 59
													180	H	Oklahoma	95 79
													240	H	Grambling	97 48
													253	H	Samford	73 46
													303	A	Saint Joseph's	81 70
													341	H	Louisiana	71 59

LAST 12 Division I GAMES:																
23	A	New Mexico	79 76	5	A	Iowa St.	64 67		160	N	Coastal Caro.	84 78				
165	H	Nicholls St.	80 59						253	H	Samford	73 46				
240	H	Grambling	97 48						303	A	Saint Joseph's	81 70				
									180	H	Oklahoma	95 79				
									341	H	Louisiana	71 59				

Non-Div I Games: Xavier (LA) 77 58

Auburn

Average RPI Win:	301	WON-LOST	WINNING	LAST 10	STRENGTH OF	OPP. STRENGTH	TEAM	ADJ.	CONF.	ADJ CONF.
Average RPI Loss:	242	RECORD	PCT. RANK	GAMES	SCHEDULE	OF SCHEDULE	RPI	RPI	RPI	RPI
DIV. I ONLY	3- 6	236	0- 0	351	219	347	347	21	21	
DIV. I NON-CONF.	3- 6	236	0- 0	351	219	347	347	21	21	

TOTALS	RPI 1-25	RPI 26-50	W-L RECORDS	RPI 51-100	RPI 101-150	RPI 150+				
3- 6	0- 0	0- 0	OVERALL	0- 0	0- 1	3- 5				
3- 1	0- 0	0- 0	HOME	0- 0	0- 0	3- 1				
0- 5	0- 0	0- 0	AWAY	0- 0	0- 1	0- 4				
0- 0	0- 0	0- 0	NEUTRAL	0- 0	0- 0	0- 0				
3- 6	0- 0	0- 0	NON-CONFERENCE	0- 0	0- 1	3- 5				
3- 1	0- 0	0- 0	HOME	0- 0	0- 0	3- 1				
0- 5	0- 0	0- 0	AWAY	0- 0	0- 1	0- 4				
0- 0	0- 0	0- 0	NEUTRAL	0- 0	0- 0	0- 0				
0- 0	0- 0	0- 0	CONFERENCE	0- 0	0- 0	0- 0				
0- 0	0- 0	0- 0	HOME	0- 0	0- 0	0- 0				
0- 0	0- 0	0- 0	AWAY	0- 0	0- 0	0- 0				
0- 0	0- 0	0- 0	NEUTRAL	0- 0	0- 0	0- 0				

RPI 1-25				RPI 26-50				RPI 51-100				RPI 101+				Team's RPI: 347			
RPI	S	Opponent	Score	RPI	S	Opponent	Score	RPI	S	Opponent	Score	RPI	S	Opponent	Score				
147	A	Cincinnati	48	69	168	A	Vanderbilt	70	99	252	A	Illinois St.	49	61	262	H	Alabama A&M	75	58
268	A	Western Ill.	72	77	269	H	Mississippi Val.	89	95	308	H	Northern Ky.	52	48	332	H	Lipscomb	70	58
348	A	Evansville	52	56	147	A	Cincinnati	48	69										
LAST 12 Division I GAMES:																			
348	A	Evansville	52	56	332	H	Lipscomb	70	58	308	H	Northern Ky.	52	48	269	H	Mississippi Val.	89	95
262	H	Alabama A&M	75	58	168	A	Vanderbilt	70	99	147	A	Cincinnati	48	69					
252	A	Illinois St.	49	61															
268	A	Western Ill.	72	77															

Non-Div I Games: Christian Bros. 100 62 Trevecca Nazarene 90 78

Austin Peay

BYUBYU

BYU

Average RPI Win:	202	WON-LOST	WINNING	LAST 10	STRENGTH OF	OPP. STRENGTH	TEAM	ADJ.	CONF.	ADJ CONF.
Average RPI Loss:	113	RECORD	PCT. RANK	GAMES	SCHEDULE	OF SCHEDULE	RPI	RPI	RPI	RPI
DIV. I ONLY	3- 7	250	0- 1	244	24	255	255	10	10	
DIV. I NON-CONF.	3- 7	250	0- 1	244	24	255	255	10	10	

TOTALS	RPI 1-25	RPI 26-50	W-L RECORDS	RPI 51-100	RPI 101-150	RPI 150+				
3- 7	0- 0	0- 2	OVERALL	0- 2	1- 0	2- 3				
2- 2	0- 0	0- 0	HOME	0- 1	1- 0	1- 1				
1- 2	0- 0	0- 1	AWAY	0- 0	0- 0	1- 1				
0- 3	0- 0	0- 1	NEUTRAL	0- 1	0- 0	0- 1				
3- 7	0- 0	0- 2	NON-CONFERENCE	0- 2	1- 0	2- 3				
2- 2	0- 0	0- 0	HOME	0- 1	1- 0	1- 1				
1- 2	0- 0	0- 1	AWAY	0- 0	0- 0	1- 1				
0- 3	0- 0	0- 1	NEUTRAL	0- 1	0- 0	0- 1				
0- 0	0- 0	0- 0	CONFERENCE	0- 0	0- 0	0- 0				
0- 0	0- 0	0- 0	HOME	0- 0	0- 0	0- 0				
0- 0	0- 0	0- 0	AWAY	0- 0	0- 0	0- 0				
0- 0	0- 0	0- 0	NEUTRAL	0- 0	0- 0	0- 0				

RPI 1-25				RPI 26-50				RPI 51-100				RPI 101+				Team's RPI: 255	
RPI	S	Opponent	Score	RPI	S	Opponent	Score	RPI	S	Opponent	Score	RPI	S	Opponent	Score		
42	N	Duke	62 79	42	N	Duke	62 79	53	N	Qui nni pi ac	66 69	147	H	Ci nci nnati	75 63		
48	A	Butler	47 64	48	A	Butler	47 64	96	H	Purdue	38 80	158	N	Fordham	70 78		
												168	H	Vanderbil t	43 60		
												197	A	Western Ky.	86 83		
												226	A	Mi ssouri St.	54 74		
												261	H	Cl evel and St.	67 62		
LAST 12 Division I GAMES:																	
168	H	Vanderbil t	43 60	53	N	Qui nni pi ac	66 69										
48	A	Butler	47 64	42	N	Duke	62 79										
147	H	Ci nci nnati	75 63	197	A	Western Ky.	86 83										
158	N	Fordham	70 78	96	H	Purdue	38 80										
226	A	Mi ssouri St.	54 74														
261	H	Cl evel and St.	67 62														

Non-Div I Games:

Ball St.

Average RPI Win: 123

Average RPI Loss: 7

WON-LOST
RECORD

WINNING
PCT. RANK

LAST 10
GAMES

STRENGTH OF
SCHEDULE

OPP. STRENGTH
OF SCHEDULE

TEAM
RPI

ADJ.
RPI

CONF.
RPI

ADJ CONF.
RPI

DIV. I ONLY	8- 1	25	0- 1	90	7	11	11	6	6
DIV. I NON-CONF.	8- 1	25	0- 1	90	7	11	11	6	6
TOTALS	RPI 1-25	RPI 26-50	W-L RECORDS	RPI 51-100	RPI 101-150	RPI 150+			
8- 1	1- 1	1- 0	OVERALL	1- 0	1- 0	4- 0			
4- 0	0- 0	0- 0	HOME	0- 0	1- 0	3- 0			
2- 1	0- 1	1- 0	AWAY	1- 0	0- 0	0- 0			
2- 0	1- 0	0- 0	NEUTRAL	0- 0	0- 0	1- 0			
8- 1	1- 1	1- 0	NON-CONFERENCE	1- 0	1- 0	4- 0			
4- 0	0- 0	0- 0	HOME	0- 0	1- 0	3- 0			
2- 1	0- 1	1- 0	AWAY	1- 0	0- 0	0- 0			
2- 0	1- 0	0- 0	NEUTRAL	0- 0	0- 0	1- 0			
0- 0	0- 0	0- 0	CONFERENCE	0- 0	0- 0	0- 0			
0- 0	0- 0	0- 0	HOME	0- 0	0- 0	0- 0			
0- 0	0- 0	0- 0	AWAY	0- 0	0- 0	0- 0			
0- 0	0- 0	0- 0	NEUTRAL	0- 0	0- 0	0- 0			

RPI 1-25				Team's RPI: 11			
RPI	S	Opponent	Score	RPI	S	Opponent	Score
7	A	Stanford	63 68	26	A	Arizona St.	65 59
24	N	South Dakota St.	72 66				

RPI 26-50			
RPI	S	Opponent	Score

Non-Div I Games:

Bayl or

B
e
l
m
o
n
t

Bel mont					Through Games Of Dec. 18, 2018						
Average RPI	Win:	182	WON-LOST	WINNING	LAST 10	STRENGTH OF	OPP. STRENGTH	TEAM	ADJ.	CONF.	ADJ CONF.
Average RPI	Loss:	50	RECORD	PCT. RANK	GAMES	SCHEDULE	OF SCHEDULE	RPI	RPI	RPI	RPI
DIV. I ONLY		6- 3	95	1- 0		122	58	49	49	21	21
DIV. I NON-CONF.		6- 3	95	1- 0		122	58	49	49	21	21

TOTALS		RPI 1-25		RPI 26-50		W-L RECORDS		RPI 51-100		RPI 101-150	
										RPI 150+	
6- 3		0- 1		0- 1		OVERALL		1- 0		2- 1	
2- 1		0- 0		0- 1		HOME		0- 0		0- 0	
4- 2		0- 1		0- 0		AWAY		1- 0		2- 1	
0- 0		0- 0		0- 0		NEUTRAL		0- 0		0- 0	
6- 3		0- 1		0- 1		NON-CONFERENCE		1- 0		2- 1	
2- 1		0- 0		0- 1		HOME		0- 0		0- 0	
4- 2		0- 1		0- 0		AWAY		1- 0		2- 1	
0- 0		0- 0		0- 0		NEUTRAL		0- 0		0- 0	
0- 0		0- 0		0- 0		CONFERENCE		0- 0		0- 0	
0- 0		0- 0		0- 0		HOME		0- 0		0- 0	
0- 0		0- 0		0- 0		AWAY		0- 0		0- 0	
0- 0		0- 0		0- 0		NEUTRAL		0- 0		0- 0	

RPI 1-25				RPI 26-50		Team's RPI: 49		RPI 51-100		RPI 101+	
RPI	S	Opponent	Score	RPI	S	Opponent	Score	RPI	S	Opponent	Score
3	A	NC State	62 77	45	H	Toledo	69 78	56	A	Middle Tenn.	45 38

B
e
l
m
o
n
t

Non-Div I Games:

Bel mont

Average RPI Win: 271
Average RPI Loss: 168

WON-LOST
RECORD

WINNING
PCT. RANK

LAST 10
GAMES

STRENGTH OF
SCHEDULE

OPP. STRENGTH
OF SCHEDULE

TEAM
RPI

ADJ.
RPI

CONF.
RPI

ADJ CONF.
RPI

DIV. I ONLY	4- 3	137	1- 0	309	208	218	218	32	32
DIV. I NON-CONF.	4- 3	137	1- 0	309	208	218	218	32	32

TOTALS	RPI 1-25	RPI 26-50	W-L RECORDS	RPI 51-100	RPI 101-150	RPI 150+			
4- 3	0- 0	0- 0	OVERALL	0- 1	0- 0	4- 2			
3- 0	0- 0	0- 0	HOME	0- 0	0- 0	3- 0			
1- 3	0- 0	0- 0	AWAY	0- 1	0- 0	1- 2			
0- 0	0- 0	0- 0	NEUTRAL	0- 0	0- 0	0- 0			
4- 3	0- 0	0- 0	NON-CONFERENCE	0- 1	0- 0	4- 2			
3- 0	0- 0	0- 0	HOME	0- 0	0- 0	3- 0			
1- 3	0- 0	0- 0	AWAY	0- 1	0- 0	1- 2			
0- 0	0- 0	0- 0	NEUTRAL	0- 0	0- 0	0- 0			
0- 0	0- 0	0- 0	CONFERENCE	0- 0	0- 0	0- 0			
0- 0	0- 0	0- 0	HOME	0- 0	0- 0	0- 0			
0- 0	0- 0	0- 0	AWAY	0- 0	0- 0	0- 0			
0- 0	0- 0	0- 0	NEUTRAL	0- 0	0- 0	0- 0			

RPI 1-25				RPI 26-50				RPI 51-100				RPI 101+ Team's RPI: 218			
RPI	S	Opponent	Score	RPI	S	Opponent	Score	RPI	S	Opponent	Score	RPI	S	Opponent	Score
								85	A	South Fla.	39 88	189	A	Florida	53 64
												217	A	Jacksonville	58 56
												231	A	Ga. Southern	76 77
												237	H	North Florida	76 60
												314	H	Liberty	81 76
												316	H	FIU	68 57
LAST 12 Division I GAMES:															
237	H	North Florida	76 60	85	A	South Fla.	39 88	314	H	Liberty	81 76				
189	A	Florida	53 64												
217	A	Jacksonville	58 56												
231	A	Ga. Southern	76 77												
316	H	FIU	68 57												

Non-Div I Games: Flagler 74 59 Edward Waters 73 46

Bethune-Cookman

Loss, Non-Conf, S Site, H Home A Away N Neutral

Average RPI Win:	304	WON-LOST	WINNING	LAST 10	STRENGTH OF	OPP. STRENGTH	TEAM	ADJ.	CONF.	ADJ CONF.
Average RPI Loss:	152	RECORD	PCT. RANK	GAMES	SCHEDULE	OF SCHEDULE	RPI	RPI	RPI	RPI

DIV. I ONLY	3- 7	250	0- 1	102	288	244	244	23	23
DIV. I NON-CONF.	3- 7	250	0- 1	102	288	244	244	23	23
TOTALS	RPI 1-25	RPI 26-50	W-L RECORDS	RPI 51-100	RPI 101-150	RPI 150+			
3- 7	0- 2	0- 0	OVERALL	0- 1	0- 1	3- 3			
3- 2	0- 0	0- 0	HOME	0- 0	0- 1	3- 1			
0- 5	0- 2	0- 0	AWAY	0- 1	0- 0	0- 2			
0- 0	0- 0	0- 0	NEUTRAL	0- 0	0- 0	0- 0			
3- 7	0- 2	0- 0	NON-CONFERENCE	0- 1	0- 1	3- 3			
3- 2	0- 0	0- 0	HOME	0- 0	0- 1	3- 1			
0- 5	0- 2	0- 0	AWAY	0- 1	0- 0	0- 2			
0- 0	0- 0	0- 0	NEUTRAL	0- 0	0- 0	0- 0			
0- 0	0- 0	0- 0	CONFERENCE	0- 0	0- 0	0- 0			
0- 0	0- 0	0- 0	HOME	0- 0	0- 0	0- 0			
0- 0	0- 0	0- 0	AWAY	0- 0	0- 0	0- 0			
0- 0	0- 0	0- 0	NEUTRAL	0- 0	0- 0	0- 0			

RPI S Opponent Score	RPI S Opponent Score	RPI S Opponent Score	RPI S Opponent Score
1 A Notre Dame 53 103		72 A Ohio 49 86	137 H Lehigh 55 65
10 A Marquette 40 93			230 H Rider 57 62
			260 H Cornell 72 61
			291 A Niagara 72 79
			309 H Army West Point 60 47
			321 A Lafayette 50 59
			343 H Fairleigh Dickinson 73 54
LAST 12 Division I GAMES:			
343 H Fairleigh Dickinson 73 54	10 A Marquette 40 93		
309 H Army West Point 60 47	1 A Notre Dame 53 103		
137 H Lehigh 55 65	230 H Rider 57 62		
72 A Ohio 49 86	291 A Niagara 72 79		
321 A Lafayette 50 59			
260 H Cornell 72 61			

Non-Div I Games: Charleston (WV) 69 62 Caldwell 73 54

Binghamton

Average RPI Win: 162

Average RPI Loss: 93

WON-LOST
RECORDWINNING
PCT. RANKLAST 10
GAMESSTRENGTH OF
SCHEDULEOPP. STRENGTH
OF SCHEDULETEAM
RPIADJ.
RPICONF.
RPIADJ CONF.
RPIDIV. I ONLY
DIV. I NON-CONF.6- 2
6- 267
671- 0
1- 0229
22932
3290
9090
909
99
9

TOTALS

RPI 1-25

RPI 26-50

W-L RECORDS

RPI 51-100

RPI 101-150

RPI 150+

6- 2 0- 1
2- 1 0- 1
1- 1 0- 0
3- 0 0- 00- 0
0- 0
0- 0
0- 0OVERALL
HOME
AWAY
NEUTRAL2- 0
0- 0
1- 0
1- 01- 0
1- 0
0- 0
0- 03- 1
1- 0
0- 1
2- 06- 2 0- 1
2- 1 0- 1
1- 1 0- 0
3- 0 0- 00- 0
0- 0
0- 0
0- 0NON-CONFERENCE
HOME
AWAY
NEUTRAL2- 0
0- 0
1- 0
1- 01- 0
1- 0
0- 0
0- 03- 1
1- 0
0- 1
2- 00- 0 0- 0
0- 0 0- 0
0- 0 0- 0
0- 0 0- 00- 0
0- 0
0- 0
0- 0CONFERENCE
HOME
AWAY
NEUTRAL0- 0
0- 0
0- 0
0- 00- 0
0- 0
0- 0
0- 00- 0
0- 0
0- 0
0- 0

RPI 1-25

RPI	S	Opponent	Score
9	H	Louisville	55 74

RPI 26-50

RPI	S	Opponent	Score
-----	---	----------	-------

RPI 51-100

Team's RPI: 90

RPI	S	Opponent	Score
66	A	Washington	73 69
78	N	UNI	61 60

RPI 101+

RPI	S	Opponent	Score
124	H	CSUN	74 63
176	A	Washington St.	71 95
181	N	Idaho	91 85
259	N	Saint Francis (PA)	78 64
265	H	Eastern Wash.	67 55

LAST 12 Division I GAMES:

9	H	Louisville	55	74	66	A	Washington	73	69
124	H	CSUN	74	63	259	N	Saint Francis (PA)	78	64
					265	H	Eastern Wash.	67	55
					176	A	Washington St.	71	95
					78	N	UNI	61	60
					181	N	Idaho	91	85

Non-Div I Games: Southern Ore. 91 46 Northwest Chrst. 93 26

Boise St.

Average RPI Win: 231

Average RPI Loss: 82

WON-LOST
RECORDWINNING
PCT. RANKLAST 10
GAMESSTRENGTH OF
SCHEDULEOPP. STRENGTH
OF SCHEDULETEAM
RPIADJ.
RPICONF.
RPIADJ CONF.
RPIDIV. I ONLY
DIV. I NON-CONF.9- 2
9- 239
391- 0
1- 0234
234182
182121
121121
1211
11
1

TOTALS

RPI 1-25

RPI 26-50

W-L RECORDS

RPI 51-100

RPI 101-150

RPI 150+

9- 2
5- 2
2- 0
2- 00- 0
0- 0
0- 0
0- 00- 1
0- 1
0- 0
0- 0OVERALL
HOME
AWAY
NEUTRAL0- 0
0- 0
0- 0
0- 02- 1
0- 1
2- 0
0- 07- 0
5- 0
0- 0
2- 09- 2
5- 2
2- 0
2- 00- 0
0- 0
0- 0
0- 00- 1
0- 1
0- 0
0- 0NON-CONFERENCE
HOME
AWAY
NEUTRAL0- 0
0- 0
0- 0
0- 02- 1
0- 1
2- 0
0- 07- 0
5- 0
0- 0
2- 00- 0
0- 0
0- 0
0- 00- 0
0- 0
0- 0
0- 00- 0
0- 0
0- 0
0- 0CONFERENCE
HOME
AWAY
NEUTRAL0- 0
0- 0
0- 0
0- 00- 0
0- 0
0- 0
0- 00- 0
0- 0
0- 0
0- 0

RPI 1-25

RPI S Opponent Score

RPI 26-50

RPI S Opponent Score
34 H Minnesota 69 77

RPI 51-100

RPI S Opponent Score

RPI 101+

Team's RPI: 121

RPI	S	Opponent	Score
129	A	Houston	64 57
130	H	Providence	57 61
148	A	Rhode Island	88 64
187	H	Boston U.	78 51
207	H	Holy Cross	89 63
230	N	Rider	112 61
282	H	Saint Peter's	89 57
284	H	Bryant	83 46
288	H	Columbia	74 60
323	N	Loyola Maryland	73 47

LAST 12 Division I GAMES:

230	N	Rider	112	61	288	H	Columbia	74	60
187	H	Boston U.	78	51	130	H	Providence	57	61
34	H	Minnesota	69	77	323	N	Loyola Maryland	73	47
284	H	Bryant	83	46	129	A	Houston	64	57
148	A	Rhode Island	88	64	207	H	Holy Cross	89	63
					282	H	Saint Peter's	89	57

Boston College

Boston College

Non-Div I Games:

Boston College

■ Loss,
 ■ Non-Conf, S Site,
 ■ Home
 ■ Away
 N Neutral

Average RPI Win: 256		WON-LOST	WINNING	LAST 10	STRENGTH OF		OPP. STRENGTH	TEAM	ADJ.	CONF.	ADJ CONF.
Average RPI Loss: 142		RECORD	PCT. RANK	GAMES	SCHEDULE		OF SCHEDULE	RPI	RPI	RPI	RPI
DIV. I ONLY		4- 5	189	0- 1	128		264	187	187	22	22
DIV. I NON-CONF.		4- 5	189	0- 1	128		264	187	187	22	22

TOTALS		RPI 1-25	RPI 26-50		W-L RECORDS		RPI 51-100	RPI 101-150	RPI 150+		
4- 5		0- 0	0- 1		OVERALL		0- 1	0- 1	4- 2		
4- 0		0- 0	0- 0		HOME		0- 0	0- 0	4- 0		
0- 5		0- 0	0- 1		AWAY		0- 1	0- 1	0- 2		
0- 0		0- 0	0- 0		NEUTRAL		0- 0	0- 0	0- 0		
4- 5		0- 0	0- 1		NON-CONFERENCE		0- 1	0- 1	4- 2		
4- 0		0- 0	0- 0		HOME		0- 0	0- 0	4- 0		
0- 5		0- 0	0- 1		AWAY		0- 1	0- 1	0- 2		
0- 0		0- 0	0- 0		NEUTRAL		0- 0	0- 0	0- 0		
0- 0		0- 0	0- 0		CONFERENCE		0- 0	0- 0	0- 0		
0- 0		0- 0	0- 0		HOME		0- 0	0- 0	0- 0		
0- 0		0- 0	0- 0		AWAY		0- 0	0- 0	0- 0		
0- 0		0- 0	0- 0		NEUTRAL		0- 0	0- 0	0- 0		

RPI 1-25				RPI 26-50				RPI 51-100				RPI 101+ Team's RPI: 187			
RPI	S	Opponent	Score	RPI	S	Opponent	Score	RPI	S	Opponent	Score	RPI	S	Opponent	Score
				36	A	Northeastern	51 81	92	A	Marist	57 68	121	A	Boston College	51 78
												206	A	Massachusetts	55 66
												216	H	Delaware	72 61
												242	H	Brown	72 51
												256	A	Dartmouth	44 64
												281	H	New Hampshire	60 39
												284	H	Bryant	67 65

LAST 12 Division I GAMES:															
				121	A	Boston College	51 78	284	H	Bryant	67 65				
				206	A	Massachusetts	55 66	92	A	Marist	57 68				
				256	A	Dartmouth	44 64	242	H	Brown	72 51				
				216	H	Delaware	72 61	36	A	Northeastern	51 81				
				281	H	New Hampshire	60 39								

Non-Div I Games:

Boston U.

Average RPI Win: 291

Average RPI Loss: 95

WON-LOST
RECORDWINNING
PCT. RANKLAST 10
GAMESSTRENGTH OF
SCHEDULEOPP. STRENGTH
OF SCHEDULETEAM
RPIADJ.
RPICONF.
RPIADJ CONF.
RPIDIV. I ONLY
DIV. I NON-CONF.5- 4
5- 4141
1411- 0
1- 0188
188260
260164
164164
16410
1010
10

TOTALS

RPI 1-25

RPI 26-50

W-L RECORDS

RPI 51-100

RPI 101-150

RPI 150+

5- 4

0- 0

0- 1

OVERALL

0- 2

0- 0

5- 1

4- 0

0- 0

0- 0

HOME

0- 0

0- 0

4- 0

1- 3

0- 0

0- 1

AWAY

0- 1

0- 0

1- 1

0- 1

0- 0

0- 0

NEUTRAL

0- 1

0- 0

0- 0

5- 4

0- 0

0- 1

NON-CONFERENCE

0- 2

0- 0

5- 1

4- 0

0- 0

0- 0

HOME

0- 0

0- 0

4- 0

1- 3

0- 0

0- 1

AWAY

0- 1

0- 0

1- 1

0- 1

0- 0

0- 0

NEUTRAL

0- 1

0- 0

0- 0

0- 0

0- 0

0- 0

CONFERENCE

0- 0

0- 0

0- 0

0- 0

0- 0

0- 0

HOME

0- 0

0- 0

0- 0

0- 0

0- 0

0- 0

AWAY

0- 0

0- 0

0- 0

0- 0

0- 0

0- 0

NEUTRAL

0- 0

0- 0

0- 0

RPI 1-25

RPI 26-50

RPI 51-100

RPI 101+

Team's RPI: 164

RPI S Opponent Score

RPI S Opponent Score

RPI S Opponent Score

RPI S Opponent Score

28 A Michigan St. 69 99

94 N Mercer 63 76

98 A Xavier 49 65

160 A Coastal Caro. 80 81

232 H Loyol a Chi cago 88 74

290 H Detroit Mercy 79 73

300 H Marshall 99 76

302 H Robert Morris 61 60

329 A Cani si us 74 53

LAST 12 Division I GAMES:

98 A Xavier 49 65

94 N Mercer 63 76

160 A Coastal Caro. 80 81

232 H Loyol a Chi cago 88 74

302 H Robert Morris 61 60

300 H Marshall 99 76

290 H Detroit Mercy 79 73

329 A Cani si us 74 53

28 A Michigan St. 69 99

B
o
w
l
i
n
g
G
r
e
e
nB
o
w
l
i
n
g
G
r
e
e
n

Non-Div I Games:

Bowling Green

Loss, Non-Conf, S Site, H Home A Away N Neutral

Average RPI Win: 242

Average RPI Loss: 0

WON-LOST
RECORDWINNING
PCT. RANKLAST 10
GAMESSTRENGTH OF
SCHEDULEOPP. STRENGTH
OF SCHEDULETEAM
RPIADJ.
RPICONF.
RPIADJ CONF.
RPIDIV. I ONLY
DIV. I NON-CONF.7- 0
7- 01
11- 0
1- 0338
33889
89118
118118
11815
1515
15

TOTALS

RPI 1-25

RPI 26-50

W-L RECORDS

RPI 51-100

RPI 101-150

RPI 150+

7- 0
4- 0
2- 0
1- 00- 0
0- 0
0- 0
0- 00- 0
0- 0
0- 0
0- 0OVERALL
HOME
AWAY
NEUTRAL0- 0
0- 0
0- 0
0- 00- 0
0- 0
0- 0
0- 07- 0
4- 0
2- 0
1- 07- 0
4- 0
2- 0
1- 00- 0
0- 0
0- 0
0- 00- 0
0- 0
0- 0
0- 0NON-CONFERENCE
HOME
AWAY
NEUTRAL0- 0
0- 0
0- 0
0- 00- 0
0- 0
0- 0
0- 07- 0
4- 0
2- 0
1- 00- 0
0- 0
0- 0
0- 00- 0
0- 0
0- 0
0- 00- 0
0- 0
0- 0
0- 0CONFERENCE
HOME
AWAY
NEUTRAL0- 0
0- 0
0- 0
0- 00- 0
0- 0
0- 0
0- 00- 0
0- 0
0- 0
0- 0

RPI 1-25

RPI S Opponent Score

RPI 26-50

RPI S Opponent Score

RPI 51-100

RPI S Opponent Score

RPI 101+

Team's RPI: 118

RPI	S	Opponent	Score
216	N	Delaware	59 47
220	H	Southeast Mo. St.	85 79
223	H	Oakland	73 64
241	H	Eastern Ill.	67 64
258	A	Omaha	80 60
267	A	Fla. Atlantic	80 59
268	H	Western Ill.	82 68

LAST 12 Division I GAMES:

216	N	Delaware	59	47	267	A	Fla. Atlantic	80	59
220	H	Southeast Mo. St.	85	79	258	A	Omaha	80	60
					268	H	Western Ill.	82	68
					223	H	Oakland	73	64
					241	H	Eastern Ill.	67	64

Bradley

Bradley

Non-Div I Games:

Rockhurst

83 40

Bradley

■ Loss,
 ■ Non-Conf, S Site,
 ■ Home
 ■ Away
 N Neutral

Average RPI Win:	258	WON-LOST	WINNING	LAST 10	STRENGTH OF	OPP. STRENGTH	TEAM	ADJ.	CONF.	ADJ CONF.
Average RPI Loss:	151	RECORD	PCT. RANK	GAMES	SCHEDULE	OF SCHEDULE	RPI	RPI	RPI	RPI
DIV. I ONLY	5- 6	184	0- 1	267	195	242	242	17	17	
DIV. I NON-CONF.	5- 6	184	0- 1	267	195	242	242	17	17	

TOTALS	RPI 1-25	RPI 26-50	W-L RECORDS	RPI 51-100	RPI 101-150	RPI 150+				
5- 6	0- 0	0- 2	OVERALL	0- 0	0- 1	5- 3				
3- 2	0- 0	0- 1	HOME	0- 0	0- 0	3- 1				
1- 4	0- 0	0- 1	AWAY	0- 0	0- 1	1- 2				
1- 0	0- 0	0- 0	NEUTRAL	0- 0	0- 0	1- 0				
5- 6	0- 0	0- 2	NON-CONFERENCE	0- 0	0- 1	5- 3				
3- 2	0- 0	0- 1	HOME	0- 0	0- 0	3- 1				
1- 4	0- 0	0- 1	AWAY	0- 0	0- 1	1- 2				
1- 0	0- 0	0- 0	NEUTRAL	0- 0	0- 0	1- 0				
0- 0	0- 0	0- 0	CONFERENCE	0- 0	0- 0	0- 0				
0- 0	0- 0	0- 0	HOME	0- 0	0- 0	0- 0				
0- 0	0- 0	0- 0	AWAY	0- 0	0- 0	0- 0				
0- 0	0- 0	0- 0	NEUTRAL	0- 0	0- 0	0- 0				

Brown

Brown

RPI 1-25				RPI 26-50				RPI 51-100				RPI 101+ Team's RPI: 242			
RPI	S	Opponent	Score	RPI	S	Opponent	Score	RPI	S	Opponent	Score	RPI	S	Opponent	Score
				37	A	Maine	96 102					148	A	Rhode Island	67 72
				41	H	Bucknell	78 91					187	A	Boston U.	51 72
												206	H	Massachusetts	61 90
												207	A	Holy Cross	89 85
												248	H	Central Conn. St.	68 63
												270	H	Fairfield	68 49
												281	H	New Hampshire	76 70
												284	A	Bryant	57 75
												284	N	Bryant	84 68
LAST 12 Division I GAMES:															
				148	A	Rhode Island	67 72	206	H	Massachusetts	61 90				
				37	A	Maine	96 102	270	H	Fairfield	68 49				
				284	N	Bryant	84 68	207	A	Holy Cross	89 85				
				41	H	Bucknell	78 91	281	H	New Hampshire	76 70				
				248	H	Central Conn. St.	68 63	187	A	Boston U.	51 72				
								284	A	Bryant	57 75				

Non-Div I Games: Johnson & Wales (RI) 78 46

Brown

Average RPI Win: 282
Average RPI Loss: 168

WON-LOST
RECORD

WINNING
PCT. RANK

LAST 10
GAMES

STRENGTH OF
SCHEDULE

OPP. STRENGTH
OF SCHEDULE

TEAM
RPI

ADJ.
RPI

CONF.
RPI

ADJ CONF.
RPI

DIV. I ONLY	2- 8	285	0- 1	219	212	284	284	31	31
DIV. I NON-CONF.	2- 8	285	0- 1	219	212	284	284	31	31
<hr/>									
TOTALS	RPI 1-25	RPI 26-50	W-L RECORDS	RPI 51-100	RPI 101-150	RPI 150+			
2- 8	0- 0	0- 1	OVERALL	0- 0	0- 3	2- 4			
1- 1	0- 0	0- 1	HOME	0- 0	0- 0	1- 0			
1- 5	0- 0	0- 0	AWAY	0- 0	0- 2	1- 3			
0- 2	0- 0	0- 0	NEUTRAL	0- 0	0- 1	0- 1			
2- 8	0- 0	0- 1	NON-CONFERENCE	0- 0	0- 3	2- 4			
1- 1	0- 0	0- 1	HOME	0- 0	0- 0	1- 0			
1- 5	0- 0	0- 0	AWAY	0- 0	0- 2	1- 3			
0- 2	0- 0	0- 0	NEUTRAL	0- 0	0- 1	0- 1			
0- 0	0- 0	0- 0	CONFERENCE	0- 0	0- 0	0- 0			
0- 0	0- 0	0- 0	HOME	0- 0	0- 0	0- 0			
0- 0	0- 0	0- 0	AWAY	0- 0	0- 0	0- 0			
0- 0	0- 0	0- 0	NEUTRAL	0- 0	0- 0	0- 0			

RPI 1-25				RPI 26-50				RPI 51-100				RPI 101+ Team's RPI: 284			
RPI	S	Opponent	Score	RPI	S	Opponent	Score	RPI	S	Opponent	Score	RPI	S	Opponent	Score
				37	H	Maine	57 74					114	A	Hartford	57 67
												121	A	Boston College	46 83
												130	N	Providence	64 72
												187	A	Boston U.	65 67
												228	A	West Virginia	48 94
												242	H	Brown	75 57
												242	N	Brown	68 84
												281	A	New Hampshire	74 79
												321	A	UMass Lowell	58 57
<hr/>															
LAST 12 Division I GAMES:															
				130	N	Providence	64 72	187	A	Boston U.	65 67				
				114	A	Hartford	57 67	228	A	West Virginia	48 94				
				121	A	Boston College	46 83	37	H	Maine	57 74				
				242	N	Brown	68 84	242	H	Brown	75 57				
				281	A	New Hampshire	74 79	321	A	UMass Lowell	58 57				

Non-Div I Games:

Bryant

Bucknell

B
u
c
k
n
e
l
l

Bucknel I

Average RPI	Win: 233	WON-LOST	WINNING	LAST 10	STRENGTH OF	OPP. STRENGTH	TEAM	ADJ.	CONF.	ADJ CONF.
Average RPI	Loss: 62	RECORD	PCT. RANK	GAMES	SCHEDULE	OF SCHEDULE	RPI	RPI	RPI	RPI
DIV. I ONLY	7- 2	57	1- 0	252	103	69	69	10	10	
DIV. I NON-CONF.	7- 2	57	1- 0	252	103	69	69	10	10	

TOTALS	RPI 1-25	RPI 26-50	W-L RECORDS	RPI 51-100	RPI 101-150	RPI 150+				
7- 2	1- 1	0- 0	OVERALL	0- 0	0- 1	6- 0				
1- 0	0- 0	0- 0	HOME	0- 0	0- 0	1- 0				
4- 2	0- 1	0- 0	AWAY	0- 0	0- 1	4- 0				
2- 0	1- 0	0- 0	NEUTRAL	0- 0	0- 0	1- 0				
7- 2	1- 1	0- 0	NON-CONFERENCE	0- 0	0- 1	6- 0				
1- 0	0- 0	0- 0	HOME	0- 0	0- 0	1- 0				
4- 2	0- 1	0- 0	AWAY	0- 0	0- 1	4- 0				
2- 0	1- 0	0- 0	NEUTRAL	0- 0	0- 0	1- 0				
0- 0	0- 0	0- 0	CONFERENCE	0- 0	0- 0	0- 0				
0- 0	0- 0	0- 0	HOME	0- 0	0- 0	0- 0				
0- 0	0- 0	0- 0	AWAY	0- 0	0- 0	0- 0				
0- 0	0- 0	0- 0	NEUTRAL	0- 0	0- 0	0- 0				

RPI 1-25				RPI 26-50				RPI 51-100				Team's RPI: 69				RPI 101+			
RPI	S	Opponent	Score	RPI	S	Opponent	Score	RPI	S	Opponent	Score	RPI	S	Opponent	Score	RPI	S	Opponent	Score
4	A	Oregon	82 102													120	A	Dayton	59 72
24	N	South Dakota St.	61 55													174	N	Georgetown	73 64
																248	A	Central Conn. St.	82 69
																256	A	Dartmouth	75 69
																291	H	Niagara	88 61
																311	A	UMES	69 63
																329	A	Canisius	84 66
LAST 12 Division I GAMES:																			
329	A	Canisius	84 66	256	A	Dartmouth	75 69												
248	A	Central Conn. St.	82 69	120	A	Dayton	59 72												
24	N	South Dakota St.	61 55	311	A	UMES	69 63												
174	N	Georgetown	73 64																
4	A	Oregon	82 102																
291	H	Niagara	88 61																

Non-Div I Games:

Buffalo

Butler

Butler				Through Games Of Dec. 18, 2018							
Average RPI Win:		247	WON-LOST RECORD	WINNING PCT. RANK	LAST 10 GAMES	STRENGTH OF SCHEDULE	OPP. STRENGTH OF SCHEDULE	TEAM RPI	ADJ. RPI	CONF. RPI	ADJ CONF. RPI
Average RPI Loss:		13									
DIV. I ONLY			8- 1	25	1- 0	194	277	48	48	4	4
DIV. I NON-CONF.			8- 1	25	1- 0	194	277	48	48	4	4

TOTALS		RPI 1-25	RPI 26-50		W-L RECORDS		RPI 51-100	RPI 101-150	RPI 150+		
8- 1		0- 1	0- 0		OVERALL		0- 0	1- 0	7- 0		
7- 0		0- 0	0- 0		HOME		0- 0	1- 0	6- 0		
1- 1		0- 1	0- 0		AWAY		0- 0	0- 0	1- 0		
0- 0		0- 0	0- 0		NEUTRAL		0- 0	0- 0	0- 0		
8- 1		0- 1	0- 0		NON-CONFERENCE		0- 0	1- 0	7- 0		
7- 0		0- 0	0- 0		HOME		0- 0	1- 0	6- 0		
1- 1		0- 1	0- 0		AWAY		0- 0	0- 0	1- 0		
0- 0		0- 0	0- 0		NEUTRAL		0- 0	0- 0	0- 0		
0- 0		0- 0	0- 0		CONFERENCE		0- 0	0- 0	0- 0		
0- 0		0- 0	0- 0		HOME		0- 0	0- 0	0- 0		
0- 0		0- 0	0- 0		AWAY		0- 0	0- 0	0- 0		
0- 0		0- 0	0- 0		NEUTRAL		0- 0	0- 0	0- 0		

RPI 1-25				RPI 26-50		Team's RPI: 48		RPI 51-100		RPI 101+	
RPI	S	Opponent	Score	RPI	S	Opponent	Score	RPI	S	Opponent	Score
13	A	Indiana	46 66							106	H Indiana St. 72 49
										235	A Akron 63 47
										241	H Eastern Ill. 72 37
										252	H Illinois St. 58 56
										255	H Ball St. 64 47
										268	H Western Ill. 92 51
										301	H Murray St. 86 65
										321	H UMass Lowell 89 36

LAST 12 Division I GAMES:											
321 H UMass Lowell 89 36				106 H Indiana St. 72 49							
268 H Western Ill. 92 51				235 A Akron 63 47							
301 H Murray St. 86 65				13 A Indiana 46 66							
241 H Eastern Ill. 72 37				255 H Ball St. 64 47							
				252 H Illinois St. 58 56							

Butler

Non-Div I Games:

Butler

Average RPI Win:	192	WON-LOST	WINNING	LAST 10	STRENGTH OF	OPP. STRENGTH	TEAM	ADJ.	CONF.	ADJ CONF.
Average RPI Loss:	226	RECORD	PCT. RANK	GAMES	SCHEDULE	OF SCHEDULE	RPI	RPI	RPI	RPI
DIV. I ONLY	2- 5	258	0- 1	303	233	280	280	30	30	
DIV. I NON-CONF.	2- 5	258	0- 1	303	233	280	280	30	30	
<hr/>										
TOTALS	RPI 1-25	RPI 26-50	W-L RECORDS	RPI 51-100	RPI 101-150	RPI 150+				
2- 5	0- 0	0- 0	OVERALL	0- 1	1- 0	1- 4				
1- 0	0- 0	0- 0	HOME	0- 0	1- 0	0- 0				
1- 5	0- 0	0- 0	AWAY	0- 1	0- 0	1- 4				
0- 0	0- 0	0- 0	NEUTRAL	0- 0	0- 0	0- 0				
2- 5	0- 0	0- 0	NON-CONFERENCE	0- 1	1- 0	1- 4				
1- 0	0- 0	0- 0	HOME	0- 0	1- 0	0- 0				
1- 5	0- 0	0- 0	AWAY	0- 1	0- 0	1- 4				
0- 0	0- 0	0- 0	NEUTRAL	0- 0	0- 0	0- 0				
0- 0	0- 0	0- 0	CONFERENCE	0- 0	0- 0	0- 0				
0- 0	0- 0	0- 0	HOME	0- 0	0- 0	0- 0				
0- 0	0- 0	0- 0	AWAY	0- 0	0- 0	0- 0				
0- 0	0- 0	0- 0	NEUTRAL	0- 0	0- 0	0- 0				

RPI 1-25				RPI 26-50				RPI 51-100				RPI 101+				Team's RPI: 280
RPI	S	Opponent	Score	RPI	S	Opponent	Score	RPI	S	Opponent	Score	RPI	S	Opponent	Score	
								99	A	UC Irvine	78 85	108	H	Wright St.	76 74	
												208	A	Cal St. Fullerton	56 64	
												251	A	San Jose St.	72 82	
												258	A	Omaha	46 53	
												276	A	UC Santa Barbara	56 48	
												315	A	UTEP	47 53	
<hr/>																
LAST 12 Division I GAMES:																
258	A	Omaha	46 53	99	A	UC Irvine	78 85	251	A	San Jose St.	72 82	108	H	Wright St.	76 74	
208	A	Cal St. Fullerton	56 64	315	A	UTEP	47 53	276	A	UC Santa Barbara	56 48					

Non-Div I Games: Whittier 74 46 Westcliff 91 37

Average RPI Win: 204

Average RPI Loss: 81

WON-LOST
RECORDWINNING
PCT. RANKLAST 10
GAMESSTRENGTH OF
SCHEDULEOPP. STRENGTH
OF SCHEDULETEAM
RPIADJ.
RPICONF.
RPIADJ CONF.
RPIDIV. I ONLY
DIV. I NON-CONF.5- 7
5- 7208
2080- 1
0- 153
53165
165124
124124
12420
2020
20

TOTALS

RPI 1-25

RPI 26-50

W-L RECORDS

RPI 51-100

RPI 101-150

RPI 150+

5- 7

0- 2

0- 0

OVERALL

0- 3

1- 0

4- 2

3- 2

0- 0

0- 0

HOME

0- 1

0- 0

3- 1

2- 5

0- 2

0- 0

AWAY

0- 2

1- 0

1- 1

0- 0

0- 0

0- 0

NEUTRAL

0- 0

0- 0

0- 0

5- 7

0- 2

0- 0

NON-CONFERENCE

0- 3

1- 0

4- 2

3- 2

0- 0

0- 0

HOME

0- 1

0- 0

3- 1

2- 5

0- 2

0- 0

AWAY

0- 2

1- 0

1- 1

0- 0

0- 0

0- 0

NEUTRAL

0- 0

0- 0

0- 0

0- 0

0- 0

0- 0

CONFERENCE

0- 0

0- 0

0- 0

0- 0

0- 0

0- 0

HOME

0- 0

0- 0

0- 0

0- 0

0- 0

0- 0

AWAY

0- 0

0- 0

0- 0

0- 0

0- 0

0- 0

NEUTRAL

0- 0

0- 0

0- 0

RPI 1-25

RPI 26-50

RPI 51-100

RPI 101+

Team's RPI: 124

RPI	S	Opponent	Score
6	A	Cal i forni a	42 67
8	A	Drake	63 73

RPI	S	Opponent	Score
-----	---	----------	-------

RPI	S	Opponent	Score
54	A	Southern Cal i forni a	42 58
74	H	Loyol a Marymount	53 72
90	A	Boi se St.	63 74

RPI	S	Opponent	Score
141	A	Santa Clara	53 38
155	H	Harvard	55 75
159	H	San Diego St.	77 74
176	H	Washing ton St.	65 52
181	A	I daho	73 88
258	A	Omaha	64 52
286	H	Cal i forni a Bapti st	73 67

LAST 12 Divi sion I GAMES:

54	A	Southern Cal i forni a	42	58	155	H	Harvard	55	75
159	H	San Diego St.	77	74	176	H	Washing ton St.	65	52
74	H	Loyol a Marymount	53	72	8	A	Drake	63	73
6	A	Cal i forni a	42	67	258	A	Omaha	64	52
141	A	Santa Clara	53	38	90	A	Boi se St.	63	74
286	H	Cal i forni a Bapti st	73	67	181	A	I daho	73	88

Non-Di v I Games:

CSUN

Loss,
 Non-Conf,
 S Site,
 H Home
A Away
 N Neutral

C
a
l
P
o
l
y

Cal Poly				Through Games Of Dec. 18, 2018						
Average RPI Win: 281		WON-LOST RECORD	WINNING PCT. RANK	LAST 10 GAMES	STRENGTH OF SCHEDULE	OPP. STRENGTH OF SCHEDULE	TEAM RPI	ADJ. RPI	CONF. RPI	ADJ CONF. RPI
Average RPI Loss: 142										
DIV. I ONLY		2- 7	275	1- 0	278	145	307	307	20	20
DIV. I NON-CONF.		2- 7	275	1- 0	278	145	307	307	20	20

TOTALS		RPI 1-25	RPI 26-50	W-L RECORDS		RPI 51-100	RPI 101-150	RPI 150+		
2- 7	0- 0		0- 0	OVERALL		0- 3	0- 2	2- 2		
1- 3	0- 0		0- 0	HOME		0- 1	0- 2	1- 0		
1- 3	0- 0		0- 0	AWAY		0- 2	0- 0	1- 1		
0- 1	0- 0		0- 0	NEUTRAL		0- 0	0- 0	0- 1		
2- 7	0- 0		0- 0	NON-CONFERENCE		0- 3	0- 2	2- 2		
1- 3	0- 0		0- 0	HOME		0- 1	0- 2	1- 0		
1- 3	0- 0		0- 0	AWAY		0- 2	0- 0	1- 1		
0- 1	0- 0		0- 0	NEUTRAL		0- 0	0- 0	0- 1		
0- 0	0- 0		0- 0	CONFERENCE		0- 0	0- 0	0- 0		
0- 0	0- 0		0- 0	HOME		0- 0	0- 0	0- 0		
0- 0	0- 0		0- 0	AWAY		0- 0	0- 0	0- 0		
0- 0	0- 0		0- 0	NEUTRAL		0- 0	0- 0	0- 0		

RPI 1-25				RPI 26-50				RPI 51-100				RPI 101+ Team's RPI: 307			
RPI	S	Opponent	Score	RPI	S	Opponent	Score	RPI	S	Opponent	Score	RPI	S	Opponent	Score
								51	H	Saint Mary's (CA)	51 69	123	H	Illinois	51 74
								93	A	Fresno St.	58 76	140	H	Pepperdine	63 70
								100	A	Oregon St.	54 79	239	N	San Francisco	62 65
												246	A	Sacramento St.	85 88
												265	H	Eastern Wash.	59 55
												297	A	Seattle U	60 50

LAST 12 Division I GAMES:															
				51	H	Saint Mary's (CA)	51 69	297	A	Seattle U	60 50				
				265	H	Eastern Wash.	59 55	246	A	Sacramento St.	85 88				
				140	H	Pepperdine	63 70	100	A	Oregon St.	54 79				
				123	H	Illinois	51 74								
				239	N	San Francisco	62 65								
				93	A	Fresno St.	58 76								

C
a
l
P
o
l
y

Non-Div I Games: Academy of Art 87 65

Cal Poly

Average RPI Win:	282	WON-LOST	WINNING	LAST 10	STRENGTH OF	OPP. STRENGTH	TEAM	ADJ.	CONF.	ADJ CONF.
Average RPI Loss:	112	RECORD	PCT. RANK	GAMES	SCHEDULE	OF SCHEDULE	RPI	RPI	RPI	RPI
DIV. I ONLY	6- 4	122	0- 0	300	198	208	208	20	20	
DIV. I NON-CONF.	6- 4	122	0- 0	300	198	208	208	20	20	

TOTALS	RPI 1-25	RPI 26-50	W-L RECORDS	RPI 51-100	RPI 101-150	RPI 150+				
6- 4	0- 0	0- 0	OVERALL	0- 2	0- 1	6- 1				
2- 2	0- 0	0- 0	HOME	0- 0	0- 1	2- 1				
4- 2	0- 0	0- 0	AWAY	0- 2	0- 0	4- 0				
0- 0	0- 0	0- 0	NEUTRAL	0- 0	0- 0	0- 0				
6- 4	0- 0	0- 0	NON-CONFERENCE	0- 2	0- 1	6- 1				
2- 2	0- 0	0- 0	HOME	0- 0	0- 1	2- 1				
4- 2	0- 0	0- 0	AWAY	0- 2	0- 0	4- 0				
0- 0	0- 0	0- 0	NEUTRAL	0- 0	0- 0	0- 0				
0- 0	0- 0	0- 0	CONFERENCE	0- 0	0- 0	0- 0				
0- 0	0- 0	0- 0	HOME	0- 0	0- 0	0- 0				
0- 0	0- 0	0- 0	AWAY	0- 0	0- 0	0- 0				
0- 0	0- 0	0- 0	NEUTRAL	0- 0	0- 0	0- 0				

RPI 1-25				RPI 26-50				RPI 51-100				RPI 101+				Team's RPI: 208
RPI	S	Opponent	Score	RPI	S	Opponent	Score	RPI	S	Opponent	Score	RPI	S	Opponent	Score	
								66	A	Washington	74 83	141	H	Santa Clara	60 64	
								82	A	Portland	74 83	159	H	San Diego St.	72 83	
												256	H	Dartmouth	67 62	
												280	H	CSU Bakersfield	64 56	
												282	A	Saint Peter's	69 45	
												286	A	California Baptist	79 65	
												288	A	Columbia	61 58	
												297	A	Seattle U	57 54	
LAST 12 Division I GAMES:																
				82	A	Portland	74 83	282	A	Saint Peter's	69 45					
				141	H	Santa Clara	60 64	288	A	Columbia	61 58					
				159	H	San Diego St.	72 83	280	H	CSU Bakersfield	64 56					
				286	A	California Baptist	79 65	256	H	Dartmouth	67 62					
				66	A	Washington	74 83									
				297	A	Seattle U	57 54									

Non-Div I Games: Antelope Valley 77 65

Cal St. Fullerton

Average RPI Win:	228	WON-LOST	WINNING	LAST 10	STRENGTH OF	OPP. STRENGTH	TEAM	ADJ.	CONF.	ADJ CONF.
Average RPI Loss:	127	RECORD	PCT. RANK	GAMES	SCHEDULE	OF SCHEDULE	RPI	RPI	RPI	RPI

DIV. I ONLY	2- 6	267	0- 0	272	61	286	286	30	30
DIV. I NON-CONF.	2- 6	267	0- 0	272	61	286	286	30	30

TOTALS	RPI 1-25	RPI 26-50	W-L RECORDS	RPI 51-100	RPI 101-150	RPI 150+			
2- 6	0- 0	0- 0	OVERALL	0- 2	0- 2	2- 2			
1- 2	0- 0	0- 0	HOME	0- 1	0- 0	1- 1			
1- 3	0- 0	0- 0	AWAY	0- 0	0- 2	1- 1			
0- 1	0- 0	0- 0	NEUTRAL	0- 1	0- 0	0- 0			
2- 6	0- 0	0- 0	NON-CONFERENCE	0- 2	0- 2	2- 2			
1- 2	0- 0	0- 0	HOME	0- 1	0- 0	1- 1			
1- 3	0- 0	0- 0	AWAY	0- 0	0- 2	1- 1			
0- 1	0- 0	0- 0	NEUTRAL	0- 1	0- 0	0- 0			
0- 0	0- 0	0- 0	CONFERENCE	0- 0	0- 0	0- 0			
0- 0	0- 0	0- 0	HOME	0- 0	0- 0	0- 0			
0- 0	0- 0	0- 0	AWAY	0- 0	0- 0	0- 0			
0- 0	0- 0	0- 0	NEUTRAL	0- 0	0- 0	0- 0			

RPI 1-25	RPI 26-50	RPI 51-100	RPI 101+ Team's RPI: 286
RPI S Opponent Score	RPI S Opponent Score	RPI S Opponent Score	RPI S Opponent Score
		59 H Idaho St. 57 72	124 A CSUN 67 73
		70 N BYU 69 76	142 A Northern Ariz. 88 91
			159 A San Diego St. 67 83
			185 H UC Riverside 65 57
			208 H Cal St. Fullerton 65 79
			271 A Long Beach St. 85 83
LAST 12 Division I GAMES:			
185 H UC Riverside 65 57	159 A San Diego St. 67 83		
124 A CSUN 67 73	142 A Northern Ariz. 88 91		
70 N BYU 69 76	208 H Cal St. Fullerton 65 79		
	271 A Long Beach St. 85 83		
	59 H Idaho St. 57 72		

Non-Div I Games: La Sierra 91 44 Notre Dame de Namur 80 47 Fresno Pacific 93 71

Average RPI Win: 300
Average RPI Loss: 123

WON-LOST
RECORD

WINNING
PCT. RANK

LAST 10
GAMES

STRENGTH OF
SCHEDULE

OPP. STRENGTH
OF SCHEDULE

TEAM
RPI

ADJ.
RPI

CONF.
RPI

ADJ CONF.
RPI

DIV. I ONLY	6- 2	67	1- 0	314	259	209	209	29	29
DIV. I NON-CONF.	6- 2	67	1- 0	314	259	209	209	29	29
TOTALS	RPI 1-25	RPI 26-50	W-L RECORDS	RPI 51-100	RPI 101-150	RPI 150+			
6- 2	0- 1	0- 0	OVERALL	0- 0	0- 0	6- 1			
2- 2	0- 1	0- 0	HOME	0- 0	0- 0	2- 1			
3- 0	0- 0	0- 0	AWAY	0- 0	0- 0	3- 0			
1- 0	0- 0	0- 0	NEUTRAL	0- 0	0- 0	1- 0			
6- 2	0- 1	0- 0	NON-CONFERENCE	0- 0	0- 0	6- 1			
2- 2	0- 1	0- 0	HOME	0- 0	0- 0	2- 1			
3- 0	0- 0	0- 0	AWAY	0- 0	0- 0	3- 0			
1- 0	0- 0	0- 0	NEUTRAL	0- 0	0- 0	1- 0			
0- 0	0- 0	0- 0	CONFERENCE	0- 0	0- 0	0- 0			
0- 0	0- 0	0- 0	HOME	0- 0	0- 0	0- 0			
0- 0	0- 0	0- 0	AWAY	0- 0	0- 0	0- 0			
0- 0	0- 0	0- 0	NEUTRAL	0- 0	0- 0	0- 0			

RPI 1-25				RPI 26-50				RPI 51-100				RPI 101+ Team's RPI: 209			
RPI	S	Opponent	Score	RPI	S	Opponent	Score	RPI	S	Opponent	Score	RPI	S	Opponent	Score
21	H	Old Domi ni on	59 83									224	H	Howard	64 69
												258	N	Omaha	65 52
												292	A	Norfol k St.	57 49
												293	H	Col. of Charleston	66 65
												313	A	Western Caro.	63 37
												316	A	FIU	59 54
												330	H	UNC Greensboro	53 49
LAST 12 Division I GAMES:															
				224	H	Howard	64 69	316	A	FIU	59 54				
				330	H	UNC Greensboro	53 49	21	H	Old Domi ni on	59 83				
				258	N	Omaha	65 52								
				292	A	Norfol k St.	57 49								
				293	H	Col. of Charleston	66 65								
				313	A	Western Caro.	63 37								

Non-Div I Games: William Peace 65 36

Campbel I

Loss, Non-Conf, S Site, H Home A Away N Neutral

Average RPI	Win:	319	WON-LOST	WINNING	LAST 10	STRENGTH OF	OPP. STRENGTH	TEAM	ADJ.	CONF.	ADJ CONF.
Average RPI	Loss:	206	RECORD	PCT. RANK	GAMES	SCHEDULE	OF SCHEDULE	RPI	RPI	RPI	RPI
DIV. I ONLY		1- 9		324	0- 1	236	324	329	329	26	26
DIV. I NON-CONF.		1- 9		324	0- 1	236	324	329	329	26	26
<hr/>											
TOTALS	RPI 1-25		RPI 26-50		W-L RECORDS	RPI 51-100		RPI 101-150		RPI 150+	
1- 9	0- 0		0- 0		OVERALL	0- 1		0- 2		1- 6	
0- 5	0- 0		0- 0		HOME	0- 1		0- 2		0- 2	
1- 4	0- 0		0- 0		AWAY	0- 0		0- 0		1- 4	
0- 0	0- 0		0- 0		NEUTRAL	0- 0		0- 0		0- 0	
1- 9	0- 0		0- 0		NON-CONFERENCE	0- 1		0- 2		1- 6	
0- 5	0- 0		0- 0		HOME	0- 1		0- 2		0- 2	
1- 4	0- 0		0- 0		AWAY	0- 0		0- 0		1- 4	
0- 0	0- 0		0- 0		NEUTRAL	0- 0		0- 0		0- 0	
0- 0	0- 0		0- 0		CONFERENCE	0- 0		0- 0		0- 0	
0- 0	0- 0		0- 0		HOME	0- 0		0- 0		0- 0	
0- 0	0- 0		0- 0		AWAY	0- 0		0- 0		0- 0	
0- 0	0- 0		0- 0		NEUTRAL	0- 0		0- 0		0- 0	

RPI 1-25				RPI 26-50				RPI 51-100				RPI 101+ Team's RPI : 329					
RPI	S	Opponent	Score	RPI	S	Opponent	Score	RPI	S	Opponent	Score	RPI	S	Opponent	Score		
								69	H	Buffalo	66	84	132	H	Youngstown St.	36	62
													134	H	Miami (OH)	59	62
													164	H	Bowling Green	53	74
													223	A	Oakland	60	71
													235	A	Akron	53	62
													245	A	St. Bonaventure	94	100
													319	A	Albany (NY)	48	42
													320	A	Colgate	53	67
													335	H	UTRGV	53	57
LAST 12 Division I GAMES:																	
223	A	Oakland	60	71	235	A	Akron	53	62								
320	A	Colgate	53	67	164	H	Bowling Green	53	74								
335	H	UTRGV	53	57	69	H	Buffalo	66	84								
245	A	St. Bonaventure	94	100	132	H	Youngstown St.	36	62								
134	H	Miami (OH)	59	62	319	A	Albany (NY)	48	42								

Non-Div I Games:

Canisius

Average RPI Win:	351	WON-LOST	WINNING	LAST 10	STRENGTH OF	OPP. STRENGTH	TEAM	ADJ.	CONF.	ADJ CONF.
Average RPI Loss:	177	RECORD	PCT. RANK	GAMES	SCHEDULE	OF SCHEDULE	RPI	RPI	RPI	RPI

DIV. I ONLY	1- 4	285	0- 0	293	315	312	312	24	24
DIV. I NON-CONF.	1- 4	285	0- 0	293	315	312	312	24	24

TOTALS	RPI 1-25	RPI 26-50	W-L RECORDS	RPI 51-100	RPI 101-150	RPI 150+			
1- 4	0- 0	0- 0	OVERALL	0- 1	0- 1	1- 2			
0- 1	0- 0	0- 0	HOME	0- 0	0- 1	0- 0			
1- 3	0- 0	0- 0	AWAY	0- 1	0- 0	1- 2			
0- 0	0- 0	0- 0	NEUTRAL	0- 0	0- 0	0- 0			
1- 4	0- 0	0- 0	NON-CONFERENCE	0- 1	0- 1	1- 2			
0- 1	0- 0	0- 0	HOME	0- 0	0- 1	0- 0			
1- 3	0- 0	0- 0	AWAY	0- 1	0- 0	1- 2			
0- 0	0- 0	0- 0	NEUTRAL	0- 0	0- 0	0- 0			
0- 0	0- 0	0- 0	CONFERENCE	0- 0	0- 0	0- 0			
0- 0	0- 0	0- 0	HOME	0- 0	0- 0	0- 0			
0- 0	0- 0	0- 0	AWAY	0- 0	0- 0	0- 0			
0- 0	0- 0	0- 0	NEUTRAL	0- 0	0- 0	0- 0			

RPI 1-25				RPI 26-50				RPI 51-100				RPI 101+ Team's RPI : 312					
RPI	S	Opponent	Score	RPI	S	Opponent	Score	RPI	S	Opponent	Score	RPI	S	Opponent	Score		
								52	A	Texas A&M	27	84	150	H	South Al abama	50	58
													180	A	OkI ahoma	52	65
													326	A	Jackson St.	56	65
													351	A	Al corn	57	46

LAST 12 Division I GAMES:																	
				52	A	Texas A&M	27	84	180	A	OkI ahoma	52	65				
									351	A	Al corn	57	46				
									150	H	South Al abama	50	58				
									326	A	Jackson St.	56	65				

Non-Div I Games: Central Baptist 55 34 Crowley's Ridge 91 33 Williams Baptist 70 35 Hendrix 72 40 Central Ark.

Central Conn. St.				Through Games Of Dec. 18, 2018							
Average RPI	Win:	310	WON-LOST	WINNING	LAST 10	STRENGTH OF	OPP. STRENGTH	TEAM	ADJ.	CONF.	ADJ CONF.
Average RPI	Loss:	143	RECORD	PCT. RANK	GAMES	SCHEDULE	OF SCHEDULE	RPI	RPI	RPI	RPI
DIV. I ONLY		3- 5		226	1- 0	255	224	248	248	31	31
DIV. I NON-CONF.		3- 5		226	1- 0	255	224	248	248	31	31

TOTALS	RPI 1-25		RPI 26-50		W-L RECORDS	RPI 51-100		RPI 101-150		RPI 150+	
3- 5	0- 0		0- 0		OVERALL	0- 2		0- 1		3- 2	
1- 2	0- 0		0- 0		HOME	0- 1		0- 1		1- 0	
2- 3	0- 0		0- 0		AWAY	0- 1		0- 0		2- 2	
0- 0	0- 0		0- 0		NEUTRAL	0- 0		0- 0		0- 0	
3- 5	0- 0		0- 0		NON-CONFERENCE	0- 2		0- 1		3- 2	
1- 2	0- 0		0- 0		HOME	0- 1		0- 1		1- 0	
2- 3	0- 0		0- 0		AWAY	0- 1		0- 0		2- 2	
0- 0	0- 0		0- 0		NEUTRAL	0- 0		0- 0		0- 0	
0- 0	0- 0		0- 0		CONFERENCE	0- 0		0- 0		0- 0	
0- 0	0- 0		0- 0		HOME	0- 0		0- 0		0- 0	
0- 0	0- 0		0- 0		AWAY	0- 0		0- 0		0- 0	
0- 0	0- 0		0- 0		NEUTRAL	0- 0		0- 0		0- 0	

RPI 1-25				RPI 26-50				RPI 51-100				RPI 101+ Team's RPI: 248					
RPI	S	Opponent	Score	RPI	S	Opponent	Score	RPI	S	Opponent	Score	RPI	S	Opponent	Score		
								63	A	Rutgers	44	73	137	H	Lehi gh	62	88
								69	H	Buffal o	69	82	206	A	Massachusetts	59	74
													242	A	Brown	63	68
													281	H	New Hampshi re	56	47
													319	A	Al bany (NY)	60	53
													331	A	Morgan St.	60	36
LAST 12 Division I GAMES:																	
				69	H	Buffal o	69	82	281	H	New Hampshi re	56	47				
				331	A	Morgan St.	60	36	319	A	Al bany (NY)	60	53				
				206	A	Massachusetts	59	74									
				63	A	Rutgers	44	73									
				137	H	Lehi gh	62	88									
				242	A	Brown	63	68									

Non-Div I Games:

Central Conn. St.

Average RPI Win:	150	WON-LOST	WINNING	LAST 10	STRENGTH OF	OPP. STRENGTH	TEAM	ADJ.	CONF.	ADJ CONF.
Average RPI Loss:	24	RECORD	PCT. RANK	GAMES	SCHEDULE	OF SCHEDULE	RPI	RPI	RPI	RPI
DIV. I ONLY	8- 1	25	1- 0	253	3	44	44	10	10	
DIV. I NON-CONF.	8- 1	25	1- 0	253	3	44	44	10	10	

TOTALS	RPI 1-25	RPI 26-50	W-L RECORDS	RPI 51-100	RPI 101-150	RPI 150+				
8- 1	1- 1	0- 0	OVERALL	1- 0	1- 0	5- 0				
3- 1	1- 1	0- 0	HOME	0- 0	0- 0	2- 0				
4- 0	0- 0	0- 0	AWAY	1- 0	0- 0	3- 0				
1- 0	0- 0	0- 0	NEUTRAL	0- 0	1- 0	0- 0				
8- 1	1- 1	0- 0	NON-CONFERENCE	1- 0	1- 0	5- 0				
3- 1	1- 1	0- 0	HOME	0- 0	0- 0	2- 0				
4- 0	0- 0	0- 0	AWAY	1- 0	0- 0	3- 0				
1- 0	0- 0	0- 0	NEUTRAL	0- 0	1- 0	0- 0				
0- 0	0- 0	0- 0	CONFERENCE	0- 0	0- 0	0- 0				
0- 0	0- 0	0- 0	HOME	0- 0	0- 0	0- 0				
0- 0	0- 0	0- 0	AWAY	0- 0	0- 0	0- 0				
0- 0	0- 0	0- 0	NEUTRAL	0- 0	0- 0	0- 0				

RPI 1-25				RPI 26-50				Team's RPI: 44				RPI 51-100				RPI 101+			
RPI	S	Opponent	Score	RPI	S	Opponent	Score	RPI	S	Opponent	Score	RPI	S	Opponent	Score	RPI	S	Opponent	Score
15	H	UCF	75 68									53	A	Qui nni pi ac	67 52	128	N	Chattanooga	73 50
24	H	South Dakota St.	71 80													166	A	Vi rgi ni a	74 61
																168	A	Vanderbi l t	66 57
																197	H	Western Ky.	108 90
																223	H	Oakl and	104 61
																249	A	I ona	82 39
LAST 12 Di vi si on I GAMES:																			
197	H	Western Ky.	108 90	168	A	Vanderbi l t	66 57					53	A	Qui nni pi ac	67 52				
24	H	South Dakota St.	71 80	249	A	I ona	82 39					128	N	Chattanooga	73 50				
223	H	Oakl and	104 61									166	A	Vi rgi ni a	74 61				
												15	H	UCF	75 68				

Non-Di v I Games:

Central Mich.

Average RPI Win: 0
 Average RPI Loss: 201
 WON-LOST RECORD
 WINNING PCT. RANK
 LAST 10 GAMES
 STRENGTH OF SCHEDULE
 OPP. STRENGTH OF SCHEDULE
 TEAM RPI
 ADJ. RPI
 CONF. RPI
 ADJ CONF. RPI

DIV. I ONLY	0- 6	330	0- 0	291	292	346	346	29	29
DIV. I NON-CONF.	0- 6	330	0- 0	291	292	346	346	29	29
TOTALS	RPI 1-25	RPI 26-50	W-L RECORDS	RPI 51-100	RPI 101-150	RPI 150+			
0- 6	0- 0	0- 0	OVERALL	0- 1	0- 1	0- 4			
0- 3	0- 0	0- 0	HOME	0- 1	0- 0	0- 2			
0- 3	0- 0	0- 0	AWAY	0- 0	0- 1	0- 2			
0- 0	0- 0	0- 0	NEUTRAL	0- 0	0- 0	0- 0			
0- 6	0- 0	0- 0	NON-CONFERENCE	0- 1	0- 1	0- 4			
0- 3	0- 0	0- 0	HOME	0- 1	0- 0	0- 2			
0- 3	0- 0	0- 0	AWAY	0- 0	0- 1	0- 2			
0- 0	0- 0	0- 0	NEUTRAL	0- 0	0- 0	0- 0			
0- 0	0- 0	0- 0	CONFERENCE	0- 0	0- 0	0- 0			
0- 0	0- 0	0- 0	HOME	0- 0	0- 0	0- 0			
0- 0	0- 0	0- 0	AWAY	0- 0	0- 0	0- 0			
0- 0	0- 0	0- 0	NEUTRAL	0- 0	0- 0	0- 0			

RPI 1-25				RPI 26-50				RPI 51-100				RPI 101+ Team's RPI: 346				
RPI	S	Opponent	Score	RPI	S	Opponent	Score	RPI	S	Opponent	Score	RPI	S	Opponent	Score	
								71	H	Tennessee Tech	55	77				
												138	A	Georgia	75	83
												217	H	Jacksonville	58	68
												236	H	Davidson	34	72
												237	A	North Florida	76	82
												306	A	South Carolina St.	58	67
LAST 12 Division I GAMES:																
								71	H	Tennessee Tech	55	77				
								306	A	South Carolina St.	58	67				
								236	H	Davidson	34	72				

Non-Div I Games: Converse 101 50 Col umbi a (SC) 89 57 Erski ne 74 50

Charleston So.

Average RPI Win:	197	WON-LOST	WINNING	LAST 10	STRENGTH OF	OPP. STRENGTH	TEAM	ADJ.	CONF.	ADJ CONF.
Average RPI Loss:	105	RECORD	PCT. RANK	GAMES	SCHEDULE	OF SCHEDULE	RPI	RPI	RPI	RPI
DIV. I ONLY	6- 3	95	1- 0	59	225	55	55	18	18	
DIV. I NON-CONF.	6- 3	95	1- 0	59	225	55	55	18	18	

TOTALS	RPI 1-25	RPI 26-50	W-L RECORDS	RPI 51-100	RPI 101-150	RPI 150+				
6- 3	0- 0	0- 0	OVERALL	0- 2	2- 0	4- 1				
4- 1	0- 0	0- 0	HOME	0- 1	1- 0	3- 0				
1- 2	0- 0	0- 0	AWAY	0- 1	1- 0	0- 1				
1- 0	0- 0	0- 0	NEUTRAL	0- 0	0- 0	1- 0				
6- 3	0- 0	0- 0	NON-CONFERENCE	0- 2	2- 0	4- 1				
4- 1	0- 0	0- 0	HOME	0- 1	1- 0	3- 0				
1- 2	0- 0	0- 0	AWAY	0- 1	1- 0	0- 1				
1- 0	0- 0	0- 0	NEUTRAL	0- 0	0- 0	1- 0				
0- 0	0- 0	0- 0	CONFERENCE	0- 0	0- 0	0- 0				
0- 0	0- 0	0- 0	HOME	0- 0	0- 0	0- 0				
0- 0	0- 0	0- 0	AWAY	0- 0	0- 0	0- 0				
0- 0	0- 0	0- 0	NEUTRAL	0- 0	0- 0	0- 0				

RPI 1-25				RPI 26-50				RPI 51-100				RPI 101+			
RPI	S	Opponent	Score	RPI	S	Opponent	Score	RPI	S	Opponent	Score	RPI	S	Opponent	Score
								64	H	Wake Forest	43 69	108	H	Wright St.	88 85
								94	A	Mercer	40 57	137	A	Lehigh	62 60
												158	A	Fordham	64 71
												186	H	UNC Asheville	70 53
												188	H	East Carolina	52 46
												247	H	Wofford	85 63
												314	N	Liberty	63 61

Team's RPI: 55															
LAST 12 Division I GAMES:															
				64	H	Wake Forest	43 69	137	A	Lehigh	62 60				
				188	H	East Carolina	52 46	108	H	Wright St.	88 85				
				314	N	Liberty	63 61	94	A	Mercer	40 57				
				158	A	Fordham	64 71								
				247	H	Wofford	85 63								
				186	H	UNC Asheville	70 53								

Non-Div I Games:

Charlotte

Average RPI Loss: 37

DIV. I ONLY	3- 8	264	0- 1	14	144	128	128	25	25
DIV. I NON-CONF.	3- 8	264	0- 1	14	144	128	128	25	25
TOTALS	RPI 1-25	RPI 26-50	W-L RECORDS	RPI 51-100	RPI 101-150	RPI 150+			
3- 8	0- 3	0- 3	OVERALL	0- 2	0- 0	3- 0			
1- 4	0- 2	0- 1	HOME	0- 1	0- 0	1- 0			
1- 3	0- 1	0- 1	AWAY	0- 1	0- 0	1- 0			
1- 1	0- 0	0- 1	NEUTRAL	0- 0	0- 0	1- 0			
3- 8	0- 3	0- 3	NON-CONFERENCE	0- 2	0- 0	3- 0			
1- 4	0- 2	0- 1	HOME	0- 1	0- 0	1- 0			
1- 3	0- 1	0- 1	AWAY	0- 1	0- 0	1- 0			
1- 1	0- 0	0- 1	NEUTRAL	0- 0	0- 0	1- 0			
0- 0	0- 0	0- 0	CONFERENCE	0- 0	0- 0	0- 0			
0- 0	0- 0	0- 0	HOME	0- 0	0- 0	0- 0			
0- 0	0- 0	0- 0	AWAY	0- 0	0- 0	0- 0			
0- 0	0- 0	0- 0	NEUTRAL	0- 0	0- 0	0- 0			

RPI 1-25				
RPI	S	Opponent	Score	
9	H	Louisville	49	75
15	A	UCF	37	75
24	H	South Dakota St.	54	71

RPI 26-50				
RPI	S	Opponent	Score	
32	A	Virginia Tech	59	74
44	N	Central Mich.	50	73
49	H	Belmont	51	67

RPI 51-100				
RPI	S	Opponent	Score	
57	A	Northern Colo.	65	68
64	H	UT Martin	79	81

RPI 101+					Team's RPI: 128	
RPI	S	Opponent	Score			
195	A	Hampton	58	50		
205	N	Saint Louis	71	61		
314	H	Liberty	75	60		

LAST 12 Division I GAMES:									
205	N	Saint Louis	71	61	49	H	Belmont	51	67
314	H	Liberty	75	60	57	A	Northern Colo.	65	68
32	A	Virginia Tech	59	74	24	H	South Dakota St.	54	71
195	A	Hampton	58	50	15	A	UCF	37	75
9	H	Louisville	49	75	64	H	UT Martin	79	81
					44	N	Central Mich.	50	73

Non-Div l Games: Lee

61 55

Chattanooga

Average RPI	Win:	0	WON-LOST	WINNING	LAST 10	STRENGTH OF	OPP. STRENGTH	TEAM	ADJ.	CONF.	ADJ CONF.
Average RPI	Loss:	205	RECORD	PCT. RANK	GAMES	SCHEDULE	OF SCHEDULE	RPI	RPI	RPI	RPI
DIV. I ONLY		0- 10		330	0- 1	109	349	327	327	30	30
DIV. I NON-CONF.		0- 10		330	0- 1	109	349	327	327	30	30

TOTALS	RPI 1-25		RPI 26-50		W-L RECORDS	RPI 51-100		RPI 101-150		RPI 150+	
0- 10	0- 0		0- 0		OVERALL	0- 2		0- 1		0- 7	
0- 4	0- 0		0- 0		HOME	0- 0		0- 0		0- 4	
0- 5	0- 0		0- 0		AWAY	0- 2		0- 1		0- 2	
0- 1	0- 0		0- 0		NEUTRAL	0- 0		0- 0		0- 1	
0- 10	0- 0		0- 0		NON-CONFERENCE	0- 2		0- 1		0- 7	
0- 4	0- 0		0- 0		HOME	0- 0		0- 0		0- 4	
0- 5	0- 0		0- 0		AWAY	0- 2		0- 1		0- 2	
0- 1	0- 0		0- 0		NEUTRAL	0- 0		0- 0		0- 1	
0- 0	0- 0		0- 0		CONFERENCE	0- 0		0- 0		0- 0	
0- 0	0- 0		0- 0		HOME	0- 0		0- 0		0- 0	
0- 0	0- 0		0- 0		AWAY	0- 0		0- 0		0- 0	
0- 0	0- 0		0- 0		NEUTRAL	0- 0		0- 0		0- 0	

RPI 1-25				RPI 26-50				RPI 51-100				RPI 101+ Team's RPI: 327					
RPI	S	Opponent	Score	RPI	S	Opponent	Score	RPI	S	Opponent	Score	RPI	S	Opponent	Score		
								95	A	Northwestern	35	97	144	A	Wisconsin	38	85
								98	A	Xavier	57	91	169	H	UAB	45	90
													170	A	Morehead St.	68	104
													203	H	SIUE	66	82
													232	A	Loyola Chicago	40	76
													287	N	St. Francis Brooklyn	73	110
													304	H	Valparaiso	70	76
													348	H	Evansville	58	67

LAST 12 Division I GAMES:																	
				95	A	Northwestern	35	97	144	A	Wisconsin	38	85				
				287	N	St. Francis Brooklyn	73	110	203	H	SIUE	66	82				
				348	H	Evansville	58	67	304	H	Valparaiso	70	76				
				98	A	Xavier	57	91	232	A	Loyola Chicago	40	76				
									169	H	UAB	45	90				
									170	A	Morehead St.	68	104				

Non-Div I Games:

Chicago St.

Cincinnati

Cincinnati					Through Games Of Dec. 18, 2018						
Average RPI	Win:	213	WON-LOST	WINNING	LAST 10	STRENGTH OF	OPP. STRENGTH	TEAM	ADJ.	CONF.	ADJ CONF.
Average RPI	Loss:	120	RECORD	PCT. RANK	GAMES	SCHEDULE	OF SCHEDULE	RPI	RPI	RPI	RPI
DIV. I ONLY		7- 5	132	1- 0	147	226	147	147	8	8	
DIV. I NON-CONF.		7- 5	132	1- 0	147	226	147	147	8	8	

TOTALS	RPI 1-25		RPI 26-50		W-L RECORDS	RPI 51-100		RPI 101-150		RPI 150+	
7- 5	0- 1		0- 0		OVERALL	2- 1		1- 2		4- 1	
6- 1	0- 1		0- 0		HOME	2- 0		1- 0		3- 0	
1- 4	0- 0		0- 0		AWAY	0- 1		0- 2		1- 1	
0- 0	0- 0		0- 0		NEUTRAL	0- 0		0- 0		0- 0	
7- 5	0- 1		0- 0		NON-CONFERENCE	2- 1		1- 2		4- 1	
6- 1	0- 1		0- 0		HOME	2- 0		1- 0		3- 0	
1- 4	0- 0		0- 0		AWAY	0- 1		0- 2		1- 1	
0- 0	0- 0		0- 0		NEUTRAL	0- 0		0- 0		0- 0	
0- 0	0- 0		0- 0		CONFERENCE	0- 0		0- 0		0- 0	
0- 0	0- 0		0- 0		HOME	0- 0		0- 0		0- 0	
0- 0	0- 0		0- 0		AWAY	0- 0		0- 0		0- 0	
0- 0	0- 0		0- 0		NEUTRAL	0- 0		0- 0		0- 0	

RPI 1-25				RPI 26-50				RPI 51-100				RPI 101+ Team's RPI: 147			
RPI	S	Opponent	Score	RPI	S	Opponent	Score	RPI	S	Opponent	Score	RPI	S	Opponent	Score
21	H	Old Domini on	72 76					77	A	Ohio St.	56 69	115	A	Pittsburgh	48 65
								86	H	VCU	66 54	126	H	Yale	66 52
								98	H	Xavi er	79 61	134	A	Mi ami (OH)	65 78
												205	A	Sai nt Loui s	51 50
												255	A	Ba ll St.	63 75
												298	H	ETSU	77 64
												332	H	Li pscomb	71 55
												347	H	Austi n Peay	69 48

LAST 12 Division I GAMES:															
98	H	Xavi er	79 61	77	A	Ohio St.	56 69	255	A	Ba ll St.	63 75				
86	H	VCU	66 54	332	H	Li pscomb	71 55	126	H	Yale	66 52				
134	A	Mi ami (OH)	65 78	205	A	Sai nt Loui s	51 50	115	A	Pittsburgh	48 65				
21	H	Old Domini on	72 76												
298	H	ETSU	77 64												
347	H	Austi n Peay	69 48												

Non-Div I Games:

Cincinnati

Cincinnati

C
l
e
m
s
o
n

Clemson				Through Games Of Dec. 18, 2018															
Average RPI Win: 200		WON-LOST RECORD		WINNING PCT. RANK		LAST 10 GAMES		STRENGTH OF SCHEDULE		OPP. STRENGTH OF SCHEDULE		TEAM RPI	ADJ. RPI	CONF. RPI	ADJ CONF. RPI				
DIV. I ONLY		8- 4		95		1- 0		89		183		103	103	1	1				
DIV. I NON-CONF.		8- 4		95		1- 0		89		183		103	103	1	1				
TOTALS		RPI 1-25		RPI 26-50		W-L RECORDS		RPI 51-100		RPI 101-150		RPI 150+							
8- 4		0- 1		1- 0		OVERALL		0- 1		2- 1		5- 1							
7- 1		0- 0		1- 0		HOME		0- 0		2- 0		4- 1							
0- 2		0- 0		0- 0		AWAY		0- 1		0- 1		0- 0							
1- 1		0- 1		0- 0		NEUTRAL		0- 0		0- 0		1- 0							
8- 4		0- 1		1- 0		NON-CONFERENCE		0- 1		2- 1		5- 1							
7- 1		0- 0		1- 0		HOME		0- 0		2- 0		4- 1							
0- 2		0- 0		0- 0		AWAY		0- 1		0- 1		0- 0							
1- 1		0- 1		0- 0		NEUTRAL		0- 0		0- 0		1- 0							
0- 0		0- 0		0- 0		CONFERENCE		0- 0		0- 0		0- 0							
0- 0		0- 0		0- 0		HOME		0- 0		0- 0		0- 0							
0- 0		0- 0		0- 0		AWAY		0- 0		0- 0		0- 0							
0- 0		0- 0		0- 0		NEUTRAL		0- 0		0- 0		0- 0							

RPI 1-25				RPI 26-50				RPI 51-100				RPI 101+ Team's RPI: 103							
RPI S	Opponent		Score		RPI S	Opponent		Score		RPI S	Opponent		Score		RPI S	Opponent		Score	
22 N	Tennessee		66 78		49 H	Belmont		65 62		58 A	South Carolina		57 69		113 A	Alabama		56 76	
															123 H	Illinois		69 67	
															148 H	Rhode Island		80 67	
															180 N	Oklahoma		74 62	
															222 H	High Point		83 64	
															236 H	Davidson		80 90	
															247 H	Wofford		85 77	
															300 H	Marshall		68 54	
															332 H	Lipscomb		68 26	

LAST 12 Division I GAMES:																			
180 N	Oklahoma		74 62		148 H	Rhode Island		80 67		222 H	High Point		83 64						
300 H	Marshall		68 54		49 H	Belmont		65 62		123 H	Illinois		69 67						
236 H	Davidson		80 90		58 A	South Carolina		57 69		22 N	Tennessee		66 78						
332 H	Lipscomb		68 26							113 A	Alabama		56 76						
247 H	Wofford		85 77																

C
l
e
m
s
o
n

Non-Div I Games:

Clemson

Average RPI Win:	252	WON-LOST	WINNING	LAST 10	STRENGTH OF	OPP. STRENGTH	TEAM	ADJ.	CONF.	ADJ CONF.
Average RPI Loss:	151	RECORD	PCT. RANK	GAMES	SCHEDULE	OF SCHEDULE	RPI	RPI	RPI	RPI
DIV. I ONLY	1- 7	309	0- 1	56	325	261	261	13	13	
DIV. I NON-CONF.	1- 7	309	0- 1	56	325	261	261	13	13	

TOTALS	RPI 1-25	RPI 26-50	W-L RECORDS	RPI 51-100	RPI 101-150	RPI 150+				
1- 7	0- 0	0- 2	OVERALL	0- 1	0- 0	1- 4				
1- 1	0- 0	0- 1	HOME	0- 0	0- 0	1- 0				
0- 5	0- 0	0- 0	AWAY	0- 1	0- 0	0- 4				
0- 1	0- 0	0- 1	NEUTRAL	0- 0	0- 0	0- 0				
1- 7	0- 0	0- 2	NON-CONFERENCE	0- 1	0- 0	1- 4				
1- 1	0- 0	0- 1	HOME	0- 0	0- 0	1- 0				
0- 5	0- 0	0- 0	AWAY	0- 1	0- 0	0- 4				
0- 1	0- 0	0- 1	NEUTRAL	0- 0	0- 0	0- 0				
0- 0	0- 0	0- 0	CONFERENCE	0- 0	0- 0	0- 0				
0- 0	0- 0	0- 0	HOME	0- 0	0- 0	0- 0				
0- 0	0- 0	0- 0	AWAY	0- 0	0- 0	0- 0				
0- 0	0- 0	0- 0	NEUTRAL	0- 0	0- 0	0- 0				

RPI	S	Opponent	Score	RPI	S	Opponent	Score	RPI	S	Opponent	Score	RPI	S	Opponent	Score	Team's RPI: 261
38	N	Tulane	72 81	72	A	Ohio	54 72	172	A	Eastern Mich.	63 69	173	A	San Diego	82 83	
45	H	Toledo	60 65					252	H	Illinois St.	67 63	255	A	Ball St.	62 67	
								300	A	Marshall	64 86					
LAST 12 Division I GAMES:																
300	A	Marshall	64 86	38	N	Tulane	72 81	173	A	San Diego	82 83	252	H	Illinois St.	67 63	
45	H	Toledo	60 65					255	A	Ball St.	62 67	172	A	Eastern Mich.	63 69	
72	A	Ohio	54 72													

Non-Div I Games: Lake Erie 79 49 Salem (WV) 113 81

Cleveland and St.

Average RPI Win:	274	WON-LOST	WINNING	LAST 10	STRENGTH OF	OPP. STRENGTH	TEAM	ADJ.	CONF.	ADJ CONF.
Average RPI Loss:	110	RECORD	PCT. RANK	GAMES	SCHEDULE	OF SCHEDULE	RPI	RPI	RPI	RPI

DIV. I ONLY	5- 2	83	0- 1	263	248	160	160	19	19
DIV. I NON-CONF.	5- 2	83	0- 1	263	248	160	160	19	19
TOTALS	RPI 1-25	RPI 26-50	W-L RECORDS	RPI 51-100	RPI 101-150	RPI 150+			
5- 2	0- 0	0- 1	OVERALL	0- 0	0- 0	5- 1			
4- 0	0- 0	0- 0	HOME	0- 0	0- 0	4- 0			
1- 1	0- 0	0- 0	AWAY	0- 0	0- 0	1- 1			
0- 1	0- 0	0- 1	NEUTRAL	0- 0	0- 0	0- 0			
5- 2	0- 0	0- 1	NON-CONFERENCE	0- 0	0- 0	5- 1			
4- 0	0- 0	0- 0	HOME	0- 0	0- 0	4- 0			
1- 1	0- 0	0- 0	AWAY	0- 0	0- 0	1- 1			
0- 1	0- 0	0- 1	NEUTRAL	0- 0	0- 0	0- 0			
0- 0	0- 0	0- 0	CONFERENCE	0- 0	0- 0	0- 0			
0- 0	0- 0	0- 0	HOME	0- 0	0- 0	0- 0			
0- 0	0- 0	0- 0	AWAY	0- 0	0- 0	0- 0			
0- 0	0- 0	0- 0	NEUTRAL	0- 0	0- 0	0- 0			

RPI 1-25	RPI 26-50	RPI 51-100	RPI 101+ Team's RPI: 160
RPI S Opponent Score	RPI S Opponent Score	RPI S Opponent Score	RPI S Opponent Score
	35 N Auburn 78 84		164 H Bowling Green 81 80
			185 A UC Riverside 43 62
			250 H Memphis 90 71
			306 H South Carolina St. 57 44
			313 H Western Caro. 77 59
			338 A N.C. Central 89 66
LAST 12 Division I GAMES:			
	338 A N.C. Central 89 66	35 N Auburn 78 84	
	250 H Memphis 90 71		
	164 H Bowling Green 81 80		
	185 A UC Riverside 43 62		
	306 H South Carolina St. 57 44		
	313 H Western Caro. 77 59		

Non-Div I Games: N.C. Wesleyan 126 65 Meredith 128 39

Coastal Caro.

Average RPI Win:	319	WON-LOST	WINNING	LAST 10	STRENGTH OF	OPP. STRENGTH	TEAM	ADJ.	CONF.	ADJ CONF.
Average RPI Loss:	203	RECORD	PCT. RANK	GAMES	SCHEDULE	OF SCHEDULE	RPI	RPI	RPI	RPI
DIV. I ONLY	2- 5	258	1- 0	226	344	293	293	14	14	
DIV. I NON-CONF.	2- 5	258	1- 0	226	344	293	293	14	14	

TOTALS	RPI 1-25	RPI 26-50	W-L RECORDS	RPI 51-100	RPI 101-150	RPI 150+				
2- 5	0- 0	0- 0	OVERALL	0- 0	0- 0	2- 5				
1- 2	0- 0	0- 0	HOME	0- 0	0- 0	1- 2				
1- 3	0- 0	0- 0	AWAY	0- 0	0- 0	1- 3				
0- 0	0- 0	0- 0	NEUTRAL	0- 0	0- 0	0- 0				
2- 5	0- 0	0- 0	NON-CONFERENCE	0- 0	0- 0	2- 5				
1- 2	0- 0	0- 0	HOME	0- 0	0- 0	1- 2				
1- 3	0- 0	0- 0	AWAY	0- 0	0- 0	1- 3				
0- 0	0- 0	0- 0	NEUTRAL	0- 0	0- 0	0- 0				
0- 0	0- 0	0- 0	CONFERENCE	0- 0	0- 0	0- 0				
0- 0	0- 0	0- 0	HOME	0- 0	0- 0	0- 0				
0- 0	0- 0	0- 0	AWAY	0- 0	0- 0	0- 0				
0- 0	0- 0	0- 0	NEUTRAL	0- 0	0- 0	0- 0				

RPI 1-25				RPI 26-50				RPI 51-100				RPI 101+ Team's RPI: 293			
RPI	S	Opponent	Score	RPI	S	Opponent	Score	RPI	S	Opponent	Score	RPI	S	Opponent	Score
												157	A	Appalachian St.	66 80
												194	H	Winthrop	64 71
												209	A	Campbell	65 66
												210	H	Furman	67 70
												247	A	Wofford	58 78
												306	H	South Carolina St.	75 51
												332	A	Lipscomb	65 63
LAST 12 Division I GAMES:															
				306	H	South Carolina St.	75 51	332	A	Lipscomb	65 63				
								157	A	Appalachian St.	66 80				
								194	H	Winthrop	64 71				
								210	H	Furman	67 70				
								247	A	Wofford	58 78				
								209	A	Campbell	65 66				

Non-Div I Games: North Greenville 95 62

Col. of Charleston

Colgate				Through Games Of Dec. 18, 2018							
Average RPI	Win:	320	WON-LOST	WINNING	LAST 10	STRENGTH OF	OPP. STRENGTH	TEAM	ADJ.	CONF.	ADJ CONF.
Average RPI	Loss:	201	RECORD	PCT. RANK	GAMES	SCHEDULE	OF SCHEDULE	RPI	RPI	RPI	RPI
DIV. I ONLY		4- 5	189	0- 1	342	270	320	320	22	22	
DIV. I NON-CONF.		4- 5	189	0- 1	342	270	320	320	22	22	

TOTALS	RPI 1-25		RPI 26-50		W-L RECORDS	RPI 51-100		RPI 101-150		RPI 150+	
4- 5	0- 0		0- 0		OVERALL	0- 0		0- 2		4- 3	
3- 1	0- 0		0- 0		HOME	0- 0		0- 0		3- 1	
1- 4	0- 0		0- 0		AWAY	0- 0		0- 2		1- 2	
0- 0	0- 0		0- 0		NEUTRAL	0- 0		0- 0		0- 0	
4- 5	0- 0		0- 0		NON-CONFERENCE	0- 0		0- 2		4- 3	
3- 1	0- 0		0- 0		HOME	0- 0		0- 0		3- 1	
1- 4	0- 0		0- 0		AWAY	0- 0		0- 2		1- 2	
0- 0	0- 0		0- 0		NEUTRAL	0- 0		0- 0		0- 0	
0- 0	0- 0		0- 0		CONFERENCE	0- 0		0- 0		0- 0	
0- 0	0- 0		0- 0		HOME	0- 0		0- 0		0- 0	
0- 0	0- 0		0- 0		AWAY	0- 0		0- 0		0- 0	
0- 0	0- 0		0- 0		NEUTRAL	0- 0		0- 0		0- 0	

RPI 1-25				RPI 26-50				RPI 51-100				RPI 101+ Team's RPI: 320			
RPI	S	Opponent	Score	RPI	S	Opponent	Score	RPI	S	Opponent	Score	RPI	S	Opponent	Score
												120	A	Dayton	58 67
												126	A	Yale	61 80
												161	A	George Mason	61 64
												266	A	Siena	53 55
												288	H	Columbia	84 71
												321	A	UMass Lowell	61 52
												329	H	Canisius	67 53
												333	H	NJIT	53 71
												343	H	Fairleigh Dickinson	71 52

LAST 12 Division I GAMES:															
333	H	NJIT	53 71	329	H	Canisius	67 53								
321	A	UMass Lowell	61 52	161	A	George Mason	61 64								
343	H	Fairleigh Dickinson	71 52	120	A	Dayton	58 67								
266	A	Siena	53 55	126	A	Yale	61 80								
288	H	Columbia	84 71												

Non-Div I Games:

Colgate

Col orado					Through Games Of Dec. 18, 2018						
Average RPI	Win:	146	WON-LOST	WINNING	LAST 10	STRENGTH OF	OPP. STRENGTH	TEAM	ADJ.	CONF.	ADJ CONF.
Average RPI	Loss:	27	RECORD	PCT. RANK	GAMES	SCHEDULE	OF SCHEDULE	RPI	RPI	RPI	RPI
DIV. I ONLY		9- 1	18	1- 0	176	18	25	25	2	2	
DIV. I NON-CONF.		9- 1	18	1- 0	176	18	25	25	2	2	

TOTALS	RPI 1-25		RPI 26-50		W-L RECORDS		RPI 51-100		RPI 101-150		RPI 150+
9- 1	0- 0		1- 1		OVERALL		2- 0		2- 0		4- 0
7- 0	0- 0		1- 0		HOME		1- 0		2- 0		3- 0
1- 1	0- 0		0- 1		AWAY		0- 0		0- 0		1- 0
1- 0	0- 0		0- 0		NEUTRAL		1- 0		0- 0		0- 0
9- 1	0- 0		1- 1		NON-CONFERENCE		2- 0		2- 0		4- 0
7- 0	0- 0		1- 0		HOME		1- 0		2- 0		3- 0
1- 1	0- 0		0- 1		AWAY		0- 0		0- 0		1- 0
1- 0	0- 0		0- 0		NEUTRAL		1- 0		0- 0		0- 0
0- 0	0- 0		0- 0		CONFERENCE		0- 0		0- 0		0- 0
0- 0	0- 0		0- 0		HOME		0- 0		0- 0		0- 0
0- 0	0- 0		0- 0		AWAY		0- 0		0- 0		0- 0
0- 0	0- 0		0- 0		NEUTRAL		0- 0		0- 0		0- 0

RPI 1-25 Team's RPI: 25				RPI 26-50				RPI 51-100				RPI 101+			
RPI	S	Opponent	Score	RPI	S	Opponent	Score	RPI	S	Opponent	Score	RPI	S	Opponent	Score
27	A	Mi ami (FL)	58 73	27	H	Northern Colo.	77 69	139	H	Col orado St.	59 40				
31	H	North Carol ina	86 74	89	N	Utah St.	78 68	140	H	Pepperdi ne	80 65				
												192	A	Nevada	65 52
												200	H	Navy	59 43
												219	H	Prai ri e Vi ew	79 38
												251	H	San Jose St.	76 64

LAST 12 Di vi si on I GAMES:															
251	H	San Jose St.	76 64	219	H	Prai ri e Vi ew	79 38								
27	A	Mi ami (FL)	58 73	200	H	Navy	59 43								
140	H	Pepperdi ne	80 65	139	H	Col orado St.	59 40								
89	N	Utah St.	78 68	57	H	Northern Colo.	77 69								
192	A	Nevada	65 52												
31	H	North Carol ina	86 74												

Non-Di v I Games:

Col orado

Average RPI Win: 213

Average RPI Loss: 40

WON-LOST
RECORDWINNING
PCT. RANKLAST 10
GAMESSTRENGTH OF
SCHEDULEOPP. STRENGTH
OF SCHEDULETEAM
RPIADJ.
RPICONF.
RPIADJ CONF.
RPIDIV. I ONLY
DIV. I NON-CONF.3- 5
3- 5226
2260- 1
0- 116
16173
173139
139139
1399
99
9

TOTALS

RPI 1-25

RPI 26-50

W-L RECORDS

RPI 51-100

RPI 101-150

RPI 150+

3- 5 0- 2
3- 2 0- 0
0- 3 0- 2
0- 0 0- 00- 1
0- 1
0- 0
0- 0OVERALL
HOME
AWAY
NEUTRAL0- 2
0- 1
0- 1
0- 01- 0
1- 0
0- 0
0- 02- 0
2- 0
0- 0
0- 03- 5 0- 2
3- 2 0- 0
0- 3 0- 2
0- 0 0- 00- 1
0- 1
0- 0
0- 0NON-CONFERENCE
HOME
AWAY
NEUTRAL0- 2
0- 1
0- 1
0- 01- 0
1- 0
0- 0
0- 02- 0
2- 0
0- 0
0- 00- 0 0- 0
0- 0 0- 0
0- 0 0- 0
0- 0 0- 00- 0
0- 0
0- 0
0- 0CONFERENCE
HOME
AWAY
NEUTRAL0- 0
0- 0
0- 0
0- 00- 0
0- 0
0- 0
0- 00- 0
0- 0
0- 0
0- 0

RPI 1-25

RPI	S	Opponent	Score
20	A	Gonzaga	39 50
25	A	Colorado	40 59

RPI 26-50

RPI	S	Opponent	Score
26	H	Arizona St.	39 70

RPI 51-100

RPI	S	Opponent	Score
57	H	Northern Colo.	47 53
70	A	BYU	42 51

RPI 101+

Team's RPI: 139

RPI	S	Opponent	Score
142	H	Northern Ari z.	65 54
237	H	North Florida	61 59
260	H	Cornell I	56 53

LAST 12 Division I GAMES:

20	A	Gonzaga	39	50	70	A	BYU	42	51
260	H	Cornell I	56	53	26	H	Arizona St.	39	70
57	H	Northern Colo.	47	53	142	H	Northern Ari z.	65	54
25	A	Colorado	40	59	237	H	North Florida	61	59

Non-Div I Games:

Eastern N.M.

72 46

Colorado St.

Average RPI	Win: 283	WON-LOST	WINNING	LAST 10	STRENGTH OF	OPP. STRENGTH	TEAM	ADJ.	CONF.	ADJ CONF.
Average RPI	Loss: 192	RECORD	PCT. RANK	GAMES	SCHEDULE	OF SCHEDULE	RPI	RPI	RPI	RPI
DIV. I ONLY	2- 8	285	0- 1	198	305	288	288	17	17	
DIV. I NON-CONF.	2- 8	285	0- 1	198	305	288	288	17	17	

TOTALS	RPI 1-25	RPI 26-50	W-L RECORDS	RPI 51-100	RPI 101-150	RPI 150+				
2- 8	0- 0	0- 0	OVERALL	0- 0	0- 3	2- 5				
1- 2	0- 0	0- 0	HOME	0- 0	0- 1	1- 1				
1- 6	0- 0	0- 0	AWAY	0- 0	0- 2	1- 4				
0- 0	0- 0	0- 0	NEUTRAL	0- 0	0- 0	0- 0				
2- 8	0- 0	0- 0	NON-CONFERENCE	0- 0	0- 3	2- 5				
1- 2	0- 0	0- 0	HOME	0- 0	0- 1	1- 1				
1- 6	0- 0	0- 0	AWAY	0- 0	0- 2	1- 4				
0- 0	0- 0	0- 0	NEUTRAL	0- 0	0- 0	0- 0				
0- 0	0- 0	0- 0	CONFERENCE	0- 0	0- 0	0- 0				
0- 0	0- 0	0- 0	HOME	0- 0	0- 0	0- 0				
0- 0	0- 0	0- 0	AWAY	0- 0	0- 0	0- 0				
0- 0	0- 0	0- 0	NEUTRAL	0- 0	0- 0	0- 0				

RPI	S	Opponent	Score	RPI	S	Opponent	Score	RPI	S	Opponent	Score	RPI	S	Opponent	Score	Team's RPI: 288
												121	A	Boston College	60	74
												123	A	Illinois	69	76
												129	H	Houston	72	83
												158	A	Fordham	49	68
												177	A	Milwaukee	65	78
												208	H	Cal St. Fullerton	58	61
												257	A	Hofstra	65	63
												303	A	Saint Joseph's	61	68
												309	H	Army West Point	70	49
												320	A	Colgate	71	84

LAST 12 Division I GAMES:																
												158	A	Fordham	49	68
												208	H	Cal St. Fullerton	58	61
												309	H	Army West Point	70	49
												257	A	Hofstra	65	63
												121	A	Boston College	60	74
												303	A	Saint Joseph's	61	68
												320	A	Colgate	71	84
												129	H	Houston	72	83
												123	A	Illinois	69	76
												177	A	Milwaukee	65	78

Non-Div I Games:

Columbi a

Average RPI Win: 0		WON-LOST	WINNING	LAST 10	STRENGTH OF	OPP. STRENGTH	TEAM	ADJ.	CONF.	ADJ CONF.
Average RPI Loss: 158		RECORD	PCT. RANK	GAMES	SCHEDULE	OF SCHEDULE	RPI	RPI	RPI	RPI
DIV. I ONLY		0- 9	330	0- 1	20	330	263	263	32	32
DIV. I NON-CONF.		0- 9	330	0- 1	20	330	263	263	32	32

TOTALS		RPI 1-25	RPI 26-50	W-L RECORDS		RPI 51-100	RPI 101-150	RPI 150+		
0- 9		0- 1	0- 2	OVERALL		0- 1	0- 0	0- 5		
0- 1		0- 0	0- 0	HOME		0- 0	0- 0	0- 1		
0- 8		0- 1	0- 2	AWAY		0- 1	0- 0	0- 4		
0- 0		0- 0	0- 0	NEUTRAL		0- 0	0- 0	0- 0		
0- 9		0- 1	0- 2	NON-CONFERENCE		0- 1	0- 0	0- 5		
0- 1		0- 0	0- 0	HOME		0- 0	0- 0	0- 1		
0- 8		0- 1	0- 2	AWAY		0- 1	0- 0	0- 4		
0- 0		0- 0	0- 0	NEUTRAL		0- 0	0- 0	0- 0		
0- 0		0- 0	0- 0	CONFERENCE		0- 0	0- 0	0- 0		
0- 0		0- 0	0- 0	HOME		0- 0	0- 0	0- 0		
0- 0		0- 0	0- 0	AWAY		0- 0	0- 0	0- 0		
0- 0		0- 0	0- 0	NEUTRAL		0- 0	0- 0	0- 0		

RPI 1-25				RPI 26-50				RPI 51-100				RPI 101+ Team's RPI: 263			
RPI	S	Opponent	Score	RPI	S	Opponent	Score	RPI	S	Opponent	Score	RPI	S	Opponent	Score
18	A	Mississippi St.	38 110	34	A	Minnesota	52 84	72	A	Ohio	62 87	166	A	Virginia	41 55
				43	A	Maryland	36 93					228	A	West Virginia	37 78
												272	H	UMBC	52 57
												291	A	Niagara	69 71
												300	A	Marshall	67 88

LAST 12 Division I GAMES:															
291	A	Niagara	69 71	300	A	Marshall	67 88	18	A	Mississippi St.	38 110	272	H	UMBC	52 57
34	A	Minnesota	52 84	72	A	Ohio	62 87	43	A	Maryland	36 93	228	A	West Virginia	37 78

Non-Div I Games:

Coppin St.

Average RPI Win: 327

Average RPI Loss: 133

WON-LOST
RECORDWINNING
PCT. RANKLAST 10
GAMESSTRENGTH OF
SCHEDULEOPP. STRENGTH
OF SCHEDULETEAM
RPIADJ.
RPICONF.
RPIADJ CONF.
RPIDIV. I ONLY
DIV. I NON-CONF.3- 5
3- 5226
2261- 0
1- 0266
266207
207260
260260
26017
1717
17

TOTALS

RPI 1-25

RPI 26-50

W-L RECORDS

RPI 51-100

RPI 101-150

RPI 150+

3- 5

0- 0

0- 1

OVERALL

0- 0

0- 3

3- 1

3- 0

0- 0

0- 0

HOME

0- 0

0- 0

3- 0

0- 5

0- 0

0- 1

AWAY

0- 0

0- 3

0- 1

0- 0

0- 0

0- 0

NEUTRAL

0- 0

0- 0

0- 0

3- 5

0- 0

0- 1

NON-CONFERENCE

0- 0

0- 3

3- 1

3- 0

0- 0

0- 0

HOME

0- 0

0- 0

3- 0

0- 5

0- 0

0- 1

AWAY

0- 0

0- 3

0- 1

0- 0

0- 0

0- 0

NEUTRAL

0- 0

0- 0

0- 0

0- 0

0- 0

0- 0

CONFERENCE

0- 0

0- 0

0- 0

0- 0

0- 0

0- 0

HOME

0- 0

0- 0

0- 0

0- 0

0- 0

0- 0

AWAY

0- 0

0- 0

0- 0

0- 0

0- 0

0- 0

NEUTRAL

0- 0

0- 0

0- 0

RPI 1-25

RPI 26-50

RPI 51-100

RPI 101+

Team's RPI: 260

RPI S Opponent Score

RPI S Opponent Score

RPI S Opponent Score

RPI S Opponent Score

34 A Minnesota 45 65

109 A Stony Brook 61 63

137 A Lehigh 54 67

139 A Colorado St. 53 56

244 A Binghamton 61 72

319 H Albany (NY) 48 34

321 H UMass Lowell 63 54

342 H Delaware St. 94 59

LAST 12 Division I GAMES:

109 A Stony Brook 61 63

342 H Delaware St. 94 59

137 A Lehigh 54 67

244 A Binghamton 61 72

139 A Colorado St. 53 56

34 A Minnesota 45 65

321 H UMass Lowell 63 54

319 H Albany (NY) 48 34

C
o
r
n
e
l
lC
o
r
n
e
l
l

Non-Div I Games:

Cornell

Average RPI	Win: 232	WON-LOST	WINNING	LAST 10	STRENGTH OF	OPP. STRENGTH	TEAM	ADJ.	CONF.	ADJ CONF.
Average RPI	Loss: 29	RECORD	PCT. RANK	GAMES	SCHEDULE	OF SCHEDULE	RPI	RPI	RPI	RPI
DIV. I ONLY	4- 5	189	0- 1	49	102	116	116	4	4	
DIV. I NON-CONF.	4- 5	189	0- 1	49	102	116	116	4	4	
<hr/>										
TOTALS	RPI 1-25	RPI 26-50	W-L RECORDS	RPI 51-100	RPI 101-150	RPI 150+				
4- 5	0- 4	0- 0	OVERALL	0- 1	1- 0	3- 0				
2- 3	0- 3	0- 0	HOME	0- 0	1- 0	1- 0				
2- 2	0- 1	0- 0	AWAY	0- 1	0- 0	2- 0				
0- 0	0- 0	0- 0	NEUTRAL	0- 0	0- 0	0- 0				
4- 5	0- 4	0- 0	NON-CONFERENCE	0- 1	1- 0	3- 0				
2- 3	0- 3	0- 0	HOME	0- 0	1- 0	1- 0				
2- 2	0- 1	0- 0	AWAY	0- 1	0- 0	2- 0				
0- 0	0- 0	0- 0	NEUTRAL	0- 0	0- 0	0- 0				
0- 0	0- 0	0- 0	CONFERENCE	0- 0	0- 0	0- 0				
0- 0	0- 0	0- 0	HOME	0- 0	0- 0	0- 0				
0- 0	0- 0	0- 0	AWAY	0- 0	0- 0	0- 0				
0- 0	0- 0	0- 0	NEUTRAL	0- 0	0- 0	0- 0				

RPI 1-25				RPI 26-50				RPI 51-100				RPI 101+ Team's RPI: 116			
RPI	S	Opponent	Score	RPI	S	Opponent	Score	RPI	S	Opponent	Score	RPI	S	Opponent	Score
8	H	Drake	69 85					78	A	UNI	55 65	117	H	Nebraska	74 65
14	H	South Dakota	65 77									243	A	Wichita St.	83 71
19	H	Florida St.	52 71									258	H	Omaha	66 51
24	A	South Dakota St.	48 74									310	A	North Dakota St.	86 51
<hr/>															
LAST 12 Division I GAMES:															
78	A	UNI	55 65	19	H	Florida St.	52 71								
24	A	South Dakota St.	48 74	243	A	Wichita St.	83 71								
310	A	North Dakota St.	86 51	258	H	Omaha	66 51								
14	H	South Dakota	65 77	117	H	Nebraska	74 65								
				8	H	Drake	69 85								

Non-Div I Games:

Creighton

D
a
r
t
m
o
u
t
hD
a
r
t
m
o
u
t
h

Dartmouth

Average RPI Win:	235	WON-LOST	WINNING	LAST 10	STRENGTH OF	OPP. STRENGTH	TEAM	ADJ.	CONF.	ADJ CONF.
Average RPI Loss:	187	RECORD	PCT. RANK	GAMES	SCHEDULE	OF SCHEDULE	RPI	RPI	RPI	RPI

DIV. I ONLY	5- 5	161	1- 0	310	191	236	236	16	16
DIV. I NON-CONF.	5- 5	161	1- 0	310	191	236	236	16	16
TOTALS	RPI 1-25	RPI 26-50	W-L RECORDS	RPI 51-100	RPI 101-150	RPI 150+			
5- 5	0- 0	0- 0	OVERALL	0- 0	1- 1	4- 4			
3- 1	0- 0	0- 0	HOME	0- 0	0- 0	3- 1			
2- 4	0- 0	0- 0	AWAY	0- 0	1- 1	1- 3			
0- 0	0- 0	0- 0	NEUTRAL	0- 0	0- 0	0- 0			
5- 5	0- 0	0- 0	NON-CONFERENCE	0- 0	1- 1	4- 4			
3- 1	0- 0	0- 0	HOME	0- 0	0- 0	3- 1			
2- 4	0- 0	0- 0	AWAY	0- 0	1- 1	1- 3			
0- 0	0- 0	0- 0	NEUTRAL	0- 0	0- 0	0- 0			
0- 0	0- 0	0- 0	CONFERENCE	0- 0	0- 0	0- 0			
0- 0	0- 0	0- 0	HOME	0- 0	0- 0	0- 0			
0- 0	0- 0	0- 0	AWAY	0- 0	0- 0	0- 0			
0- 0	0- 0	0- 0	NEUTRAL	0- 0	0- 0	0- 0			

RPI 1-25	RPI 26-50	RPI 51-100	RPI 101+	Team's RPI: 236
RPI S Opponent Score	RPI S Opponent Score	RPI S Opponent Score	RPI S Opponent Score	
			103 A Clemson 90 80	
			125 A Princeton 57 65	
			157 H Appalachian St. 78 81	
			167 H William & Mary 76 65	
			186 A UNC Asheville 56 69	
			201 A Elon 72 73	
			222 H High Point 71 62	
			264 A Gardner-Webb 49 54	
			339 H Presbyterian 83 56	
			346 A Charleston So. 72 34	
LAST 12 Division I GAMES:				
339 H Presbyterian 83 56	222 H High Point 71 62			
103 A Clemson 90 80	167 H William & Mary 76 65			
201 A Elon 72 73	186 A UNC Asheville 56 69			
125 A Princeton 57 65	157 H Appalachian St. 78 81			
	264 A Gardner-Webb 49 54			
	346 A Charleston So. 72 34			

Non-Div I Games: Queens (NC) 80 47

Davidson

Average RPI Win: 196

Average RPI Loss: 57

WON-LOST
RECORDWINNING
PCT. RANKLAST 10
GAMESSTRENGTH OF
SCHEDULEOPP. STRENGTH
OF SCHEDULETEAM
RPIADJ.
RPICONF.
RPIADJ CONF.
RPIDIV. I ONLY
DIV. I NON-CONF.4- 5
4- 5189
1891- 0
1- 024
24256
256120
120120
12016
1616
16

TOTALS

RPI 1-25

RPI 26-50

W-L RECORDS

RPI 51-100

RPI 101-150

RPI 150+

4- 5 0- 0

4- 1 0- 0

0- 4 0- 0

0- 0 0- 0

1- 3

1- 1

0- 2

0- 0

OVERALL

HOME

AWAY

NEUTRAL

1- 1

1- 0

0- 1

0- 0

0- 1

0- 0

0- 1

0- 0

2- 0

2- 0

0- 0

0- 0

4- 5 0- 0

4- 1 0- 0

0- 4 0- 0

0- 0 0- 0

1- 3

1- 1

0- 2

0- 0

NON-CONFERENCE

HOME

AWAY

NEUTRAL

1- 1

1- 0

0- 1

0- 0

0- 1

0- 0

0- 1

0- 0

2- 0

2- 0

0- 0

0- 0

0- 0 0- 0

0- 0 0- 0

0- 0 0- 0

0- 0 0- 0

0- 0

0- 0

0- 0

0- 0

CONFERENCE

HOME

AWAY

NEUTRAL

0- 0

0- 0

0- 0

0- 0

0- 0

0- 0

0- 0

0- 0

0- 0

0- 0

0- 0

0- 0

RPI 1-25

RPI 26-50

RPI 51-100

RPI 101+




Team's RPI: 120



RPI S Opponent Score



RPI S Opponent Score


RPI S Opponent Score



RPI S Opponent Score


30   Green Bay 35  51



36  Northeastern 79  84


43  Maryland 71  82


45  Toledo 70 49

58  South Carolina 55  65


69  Buffalo 72 59


119  James Madison 55  68



320  Colgate 67 58



348  Evansville 69 30



LAST 12 Division I GAMES:


348  Evansville 69 30



69  Buffalo 72 59



119  James Madison 55  68


58  South Carolina 55  65

30  Green Bay 35  51

45  Toledo 70 49

36  Northeastern 79  84

43  Maryland 71  82

320  Colgate 67 58

Non-Div I Games:

Dayton

DePaul

DePaul				Through Games Of Dec. 18, 2018						
Average RPI Win: 173		WON-LOST RECORD	WINNING PCT. RANK	LAST 10 GAMES	STRENGTH OF SCHEDULE	OPP. STRENGTH OF SCHEDULE	TEAM RPI	ADJ. RPI	CONF. RPI	ADJ CONF. RPI
Average RPI Loss: 5										
DIV. I ONLY		8- 3	79	1- 0	118	8	47	47	4	4
DIV. I NON-CONF.		8- 3	79	1- 0	118	8	47	47	4	4

TOTALS		RPI 1-25	RPI 26-50	W-L RECORDS		RPI 51-100	RPI 101-150	RPI 150+		
8- 3		0- 3	1- 0	OVERALL		2- 0	1- 0	4- 0		
5- 1		0- 1	1- 0	HOME		1- 0	0- 0	3- 0		
1- 1		0- 1	0- 0	AWAY		0- 0	0- 0	1- 0		
2- 1		0- 1	0- 0	NEUTRAL		1- 0	1- 0	0- 0		
8- 3		0- 3	1- 0	NON-CONFERENCE		2- 0	1- 0	4- 0		
5- 1		0- 1	1- 0	HOME		1- 0	0- 0	3- 0		
1- 1		0- 1	0- 0	AWAY		0- 0	0- 0	1- 0		
2- 1		0- 1	0- 0	NEUTRAL		1- 0	1- 0	0- 0		
0- 0		0- 0	0- 0	CONFERENCE		0- 0	0- 0	0- 0		
0- 0		0- 0	0- 0	HOME		0- 0	0- 0	0- 0		
0- 0		0- 0	0- 0	AWAY		0- 0	0- 0	0- 0		
0- 0		0- 0	0- 0	NEUTRAL		0- 0	0- 0	0- 0		

RPI 1-25				RPI 26-50				Team's RPI: 47				RPI 51-100				RPI 101+			
RPI	S	Opponent	Score	RPI	S	Opponent	Score	RPI	S	Opponent	Score	RPI	S	Opponent	Score	RPI	S	Opponent	Score
1	H	Notre Dame	77 101	30	H	Green Bay	73 64	87	N	Kansas St.	79 59	125	N	Princeton	82 67				
2	A	UConn	63 99					95	H	Northwestern	76 60	180	A	Oklahoma	87 76				
12	N	Syracuse	81 83									227	H	Temple	102 88				
												299	H	Tennessee St.	95 73				
												344	H	Savannah St.	124 61				
LAST 12 Division I GAMES:																			
227	H	Temple	102 88	299	H	Tennessee St.	95 73												
2	A	UConn	63 99	180	A	Oklahoma	87 76												
344	H	Savannah St.	124 61	95	H	Northwestern	76 60												
12	N	Syracuse	81 83	1	H	Notre Dame	77 101												
87	N	Kansas St.	79 59	30	H	Green Bay	73 64												
125	N	Princeton	82 67																

Non-Div I Games:

DePaul

DePaul

Average RPI Win:	0	WON-LOST	WINNING	LAST 10	STRENGTH OF	OPP. STRENGTH	TEAM	ADJ.	CONF.	ADJ CONF.
Average RPI Loss:	187	RECORD	PCT. RANK	GAMES	SCHEDULE	OF SCHEDULE	RPI	RPI	RPI	RPI
DIV. I ONLY	0- 7	330	0- 1	254	246	342	342	32	32	
DIV. I NON-CONF.	0- 7	330	0- 1	254	246	342	342	32	32	

TOTALS	RPI 1-25	RPI 26-50	W-L RECORDS	RPI 51-100	RPI 101-150	RPI 150+				
0- 7	0- 0	0- 0	OVERALL	0- 2	0- 1	0- 4				
0- 2	0- 0	0- 0	HOME	0- 0	0- 1	0- 1				
0- 5	0- 0	0- 0	AWAY	0- 2	0- 0	0- 3				
0- 0	0- 0	0- 0	NEUTRAL	0- 0	0- 0	0- 0				
0- 7	0- 0	0- 0	NON-CONFERENCE	0- 2	0- 1	0- 4				
0- 2	0- 0	0- 0	HOME	0- 0	0- 1	0- 1				
0- 5	0- 0	0- 0	AWAY	0- 2	0- 0	0- 3				
0- 0	0- 0	0- 0	NEUTRAL	0- 0	0- 0	0- 0				
0- 0	0- 0	0- 0	CONFERENCE	0- 0	0- 0	0- 0				
0- 0	0- 0	0- 0	HOME	0- 0	0- 0	0- 0				
0- 0	0- 0	0- 0	AWAY	0- 0	0- 0	0- 0				
0- 0	0- 0	0- 0	NEUTRAL	0- 0	0- 0	0- 0				

RPI 1-25				RPI 26-50				RPI 51-100				RPI 101+ Team's RPI: 342					
RPI	S	Opponent	Score	RPI	S	Opponent	Score	RPI	S	Opponent	Score	RPI	S	Opponent	Score		
								84	A	St. John's (NY)	44	82	119	H	James Madison	57	103
								98	A	Xavier	59	80	216	H	Delaware	77	85
													227	A	Temple	61	75
													260	A	Cornell	59	94
													302	A	Robert Morris	63	64
LAST 12 Division I GAMES:																	
				227	A	Temple	61	75	302	A	Robert Morris	63	64				
									260	A	Cornell	59	94				
									98	A	Xavier	59	80				
									84	A	St. John's (NY)	44	82				
									216	H	Delaware	77	85				
									119	H	James Madison	57	103				

Non-Div I Games: Post 65 53 Cheyney 79 59

Delaware St.

D
e
n
v
e
r

Denver				Through Games Of Dec. 18, 2018							
Average RPI	Win:	153	WON-LOST	WINNING	LAST 10	STRENGTH OF	OPP. STRENGTH	TEAM	ADJ.	CONF.	ADJ CONF.
Average RPI	Loss:	85	RECORD	PCT. RANK	GAMES	SCHEDULE	OF SCHEDULE	RPI	RPI	RPI	RPI
DIV. I ONLY			7- 4	110	0- 1	212	27	104	104	12	12
DIV. I NON-CONF.			7- 4	110	0- 1	212	27	104	104	12	12

TOTALS		RPI 1-25		RPI 26-50		W-L RECORDS		RPI 51-100		RPI 101-150	RPI 150+
7- 4		0- 0		1- 0		OVERALL		1- 2		0- 2	5- 0
6- 0		0- 0		1- 0		HOME		1- 0		0- 0	4- 0
1- 4		0- 0		0- 0		AWAY		0- 2		0- 2	1- 0
0- 0		0- 0		0- 0		NEUTRAL		0- 0		0- 0	0- 0
7- 4		0- 0		1- 0		NON-CONFERENCE		1- 2		0- 2	5- 0
6- 0		0- 0		1- 0		HOME		1- 0		0- 0	4- 0
1- 4		0- 0		0- 0		AWAY		0- 2		0- 2	1- 0
0- 0		0- 0		0- 0		NEUTRAL		0- 0		0- 0	0- 0
0- 0		0- 0		0- 0		CONFERENCE		0- 0		0- 0	0- 0
0- 0		0- 0		0- 0		HOME		0- 0		0- 0	0- 0
0- 0		0- 0		0- 0		AWAY		0- 0		0- 0	0- 0
0- 0		0- 0		0- 0		NEUTRAL		0- 0		0- 0	0- 0

RPI 1-25				RPI 26-50				RPI 51-100				RPI 101+ Team's RPI: 104			
RPI	S	Opponent	Score	RPI	S	Opponent	Score	RPI	S	Opponent	Score	RPI	S	Opponent	Score
				40	H	Lamar University	117 110	57	A	Northern Colo.	66 74	107	A	New Mexico St.	64 66
								60	A	Wyoming	74 78	117	A	Nebraska	71 96
								74	H	Loyola Marymount	104 75	151	H	American	83 54
												163	H	UMKC	92 75
												184	H	Air Force	92 66
												211	A	Southern Utah	71 70
												245	H	St. Bonaventure	76 62

LAST 12 Division I GAMES:															
				117	A	Nebraska	71 96	245	H	St. Bonaventure	76 62				
				107	A	New Mexico St.	64 66	40	H	Lamar University	117 110				
				211	A	Southern Utah	71 70	151	H	American	83 54				
				60	A	Wyoming	74 78	57	A	Northern Colo.	66 74				
				74	H	Loyola Marymount	104 75	184	H	Air Force	92 66				
								163	H	UMKC	92 75				

Non-Div I Games:

Denver

D
e
n
v
e
r

Average RPI Loss: 174

DIV. I ONLY	1- 8	319	0- 1	134	322	290	290	13	13
DIV. I NON-CONF.	1- 8	319	0- 1	134	322	290	290	13	13
TOTALS	RPI 1-25	RPI 26-50	W-L RECORDS	RPI 51-100	RPI 101-150	RPI 150+			
1- 8	0- 0	0- 0	OVERALL	0- 2	0- 1	1- 5			
0- 3	0- 0	0- 0	HOME	0- 0	0- 1	0- 2			
1- 5	0- 0	0- 0	AWAY	0- 2	0- 0	1- 3			
0- 0	0- 0	0- 0	NEUTRAL	0- 0	0- 0	0- 0			
1- 8	0- 0	0- 0	NON-CONFERENCE	0- 2	0- 1	1- 5			
0- 3	0- 0	0- 0	HOME	0- 0	0- 1	0- 2			
1- 5	0- 0	0- 0	AWAY	0- 2	0- 0	1- 3			
0- 0	0- 0	0- 0	NEUTRAL	0- 0	0- 0	0- 0			
0- 0	0- 0	0- 0	CONFERENCE	0- 0	0- 0	0- 0			
0- 0	0- 0	0- 0	HOME	0- 0	0- 0	0- 0			
0- 0	0- 0	0- 0	AWAY	0- 0	0- 0	0- 0			
0- 0	0- 0	0- 0	NEUTRAL	0- 0	0- 0	0- 0			

RPI 1-25				RPI 26-50				RPI 51-100				RPI 101+				Team's RPI: 290	
RPI	S	Opponent	Score	RPI	S	Opponent	Score	RPI	S	Opponent	Score	RPI	S	Opponent	Score		
								67	A	Michigan	62	95	134	H	Miami (OH)	59	78
								77	A	Ohio St.	41	55	164	A	Bowling Green	73	79
													172	A	Eastern Mich.	53	60
													232	A	Loyola Chicago	43	52
													258	H	Omaha	42	51
													289	H	Western Mich.	44	54
													340	A	Manhattan	58	56
LAST 12 Division I Games:																	
				164	A	Bowling Green	73	79	134	H	Miami (OH)	59	78				
				289	H	Western Mich.	44	54	232	A	Loyola Chicago	43	52				
				172	A	Eastern Mich.	53	60	77	A	Ohio St.	41	55				
				258	H	Omaha	42	51									
				340	A	Manhattan	58	56									
				67	A	Michigan	62	95									

Detroit Mercy

Average RPI Win: 109

Average RPI Loss: 10

WON-LOST
RECORDWINNING
PCT. RANKLAST 10
GAMESSTRENGTH OF
SCHEDULEOPP. STRENGTH
OF SCHEDULETEAM
RPIADJ.
RPICONF.
RPIADJ CONF.
RPIDIV. I ONLY
DIV. I NON-CONF.7- 3
7- 386
861- 0
1- 028
282
28
88
815
1515
15

TOTALS

RPI 1-25

RPI 26-50

W-L RECORDS

RPI 51-100

RPI 101-150

RPI 150+

7- 3 1- 3
2- 0 1- 0
3- 2 0- 2
2- 1 0- 10- 0
0- 0
0- 0
0- 0OVERALL
HOME
AWAY
NEUTRAL2- 0
0- 0
0- 0
2- 03- 0
1- 0
2- 0
0- 01- 0
0- 0
1- 0
0- 07- 3 1- 3
2- 0 1- 0
3- 2 0- 2
2- 1 0- 10- 0
0- 0
0- 0
0- 0NON-CONFERENCE
HOME
AWAY
NEUTRAL2- 0
0- 0
0- 0
2- 03- 0
1- 0
2- 0
0- 01- 0
0- 0
1- 0
0- 00- 0 0- 0
0- 0 0- 0
0- 0 0- 0
0- 0 0- 00- 0
0- 0
0- 0
0- 0CONFERENCE
HOME
AWAY
NEUTRAL0- 0
0- 0
0- 0
0- 00- 0
0- 0
0- 0
0- 00- 0
0- 0
0- 0
0- 0

RPI 1-25

Team's RPI: 8

RPI 26-50

RPI 51-100

RPI 101+

RPI	S	Opponent	Score
1	N	Notre Dame	64 82
5	A	Iowa St.	81 86
14	H	South Dakota	76 64
24	A	South Dakota St.	71 80

RPI	S	Opponent	Score
-----	---	----------	-------

RPI	S	Opponent	Score
58	N	South Carolina	90 85
63	N	Rutgers	69 59

RPI	S	Opponent	Score
116	A	Creighton	85 69
117	A	Nebraska	83 77
124	H	CSUN	73 63
268	A	Western Ill.	98 71

LAST 12 Division I GAMES:

24	A	South Dakota St.	71 80	58	N	South Carolina	90 85
116	A	Creighton	85 69	1	N	Notre Dame	64 82
63	N	Rutgers	69 59	5	A	Iowa St.	81 86
124	H	CSUN	73 63	117	A	Nebraska	83 77
14	H	South Dakota	76 64				
268	A	Western Ill.	98 71				

Non-Div I Games:

Clarke

91 43

Drake

Loss,
 Non-Conf, S Site,
 H Home
A Away
 N Neutral

D
r
e
x
e
l

Drexel				Through Games Of Dec. 18, 2018							
Average RPI	Win:	255	WON-LOST	WINNING	LAST 10	STRENGTH OF	OPP. STRENGTH	TEAM	ADJ.	CONF.	ADJ CONF.
Average RPI	Loss:	81	RECORD	PCT. RANK	GAMES	SCHEDULE	OF SCHEDULE	RPI	RPI	RPI	RPI
DIV. I ONLY			7- 2	57	1- 0	294	161	153	153	14	14
DIV. I NON-CONF.			7- 2	57	1- 0	294	161	153	153	14	14

TOTALS		RPI 1-25		RPI 26-50		W-L RECORDS		RPI 51-100	RPI 101-150		RPI 150+
7- 2		0- 0		1- 0		OVERALL		0- 1	0- 1		6- 0
3- 1		0- 0		1- 0		HOME		0- 1	0- 0		2- 0
3- 0		0- 0		0- 0		AWAY		0- 0	0- 0		3- 0
1- 1		0- 0		0- 0		NEUTRAL		0- 0	0- 1		1- 0
7- 2		0- 0		1- 0		NON-CONFERENCE		0- 1	0- 1		6- 0
3- 1		0- 0		1- 0		HOME		0- 1	0- 0		2- 0
3- 0		0- 0		0- 0		AWAY		0- 0	0- 0		3- 0
1- 1		0- 0		0- 0		NEUTRAL		0- 0	0- 1		1- 0
0- 0		0- 0		0- 0		CONFERENCE		0- 0	0- 0		0- 0
0- 0		0- 0		0- 0		HOME		0- 0	0- 0		0- 0
0- 0		0- 0		0- 0		AWAY		0- 0	0- 0		0- 0
0- 0		0- 0		0- 0		NEUTRAL		0- 0	0- 0		0- 0

D
r
e
x
e
l

RPI 1-25				RPI 26-50				RPI 51-100				RPI 101+ Team's RPI: 153			
RPI	S	Opponent	Score	RPI	S	Opponent	Score	RPI	S	Opponent	Score	RPI	S	Opponent	Score
				41	H	Bucknel I	64 42	53	H	Qui nni pi ac	52 56	108	N	Wright St.	63 71
												264	H	Gardner-Webb	65 48
												266	N	Si ena	51 39
												275	A	Vermont	60 44
												294	A	La Salle	58 43
												303	H	Saint Joseph' s	51 34
												340	A	Manhattan	53 39

LAST 12 Di vi si on I GAMES:															
266	N	Si ena	51 39	275	A	Vermont	60 44	264	H	Gardner-Webb	65 48	108	N	Wright St.	63 71
41	H	Bucknel I	64 42	53	H	Qui nni pi ac	52 56	340	A	Manhattan	53 39	294	A	La Salle	58 43
303	H	Saint Joseph' s	51 34												

Non-Di v I Games:

Drexel

Average RPI	Win: 158	WON-LOST	WINNING	LAST 10	STRENGTH OF	OPP. STRENGTH	TEAM	ADJ.	CONF.	ADJ CONF.
Average RPI	Loss: 80	RECORD	PCT. RANK	GAMES	SCHEDULE	OF SCHEDULE	RPI	RPI	RPI	RPI
DIV. I ONLY	6- 3	95	0- 1	64	111	42	42	1	1	
DIV. I NON-CONF.	6- 3	95	0- 1	64	111	42	42	1	1	

TOTALS	RPI 1-25	RPI 26-50	W-L RECORDS	RPI 51-100	RPI 101-150	RPI 150+				
6- 3	0- 0	1- 0	OVERALL	1- 3	1- 0	3- 0				
3- 0	0- 0	0- 0	HOME	1- 0	0- 0	2- 0				
2- 1	0- 0	1- 0	AWAY	0- 1	1- 0	0- 0				
1- 2	0- 0	0- 0	NEUTRAL	0- 2	0- 0	1- 0				
6- 3	0- 0	1- 0	NON-CONFERENCE	1- 3	1- 0	3- 0				
3- 0	0- 0	0- 0	HOME	1- 0	0- 0	2- 0				
2- 1	0- 0	1- 0	AWAY	0- 1	1- 0	0- 0				
1- 2	0- 0	0- 0	NEUTRAL	0- 2	0- 0	1- 0				
0- 0	0- 0	0- 0	CONFERENCE	0- 0	0- 0	0- 0				
0- 0	0- 0	0- 0	HOME	0- 0	0- 0	0- 0				
0- 0	0- 0	0- 0	AWAY	0- 0	0- 0	0- 0				
0- 0	0- 0	0- 0	NEUTRAL	0- 0	0- 0	0- 0				

RPI 1-25				RPI 26-50				RPI 51-100				RPI 101+			
RPI	S	Opponent	Score	RPI	S	Opponent	Score	RPI	S	Opponent	Score	RPI	S	Opponent	Score
37	A	Maine	66 63					66	N	Washington	64 71	144	A	Wisconsin	60 53
								79	N	Missouri	54 62	201	H	Elon	81 64
								92	H	Marist	64 56	221	H	UNLV	66 38
								95	A	Northwestern	58 84	255	N	Ball St.	79 62
LAST 12 Division I GAMES:															
				79	N	Missouri	54 62	221	H	UNLV	66 38				
				255	N	Ball St.	79 62	92	H	Marist	64 56				
				95	A	Northwestern	58 84	144	A	Wisconsin	60 53				
								66	N	Washington	64 71				
								201	H	Elon	81 64				
								37	A	Maine	66 63				

Non-Div I Games:

Duke

Average RPI	Win: 188	WON-LOST RECORD	WINNING PCT. RANK	LAST 10 GAMES	STRENGTH OF SCHEDULE	OPP. STRENGTH OF SCHEDULE	TEAM RPI	ADJ. RPI	CONF. RPI	ADJ CONF. RPI
Average RPI	Loss: 49									
DIV. I ONLY		5- 4	141	1- 0	52	147	50	50	16	16
DIV. I NON-CONF.		5- 4	141	1- 0	52	147	50	50	16	16

TOTALS	RPI 1-25		RPI 26-50	W-L RECORDS	RPI 51-100		RPI 101-150		RPI 150+	
5- 4	0- 1		0- 1	OVERALL	0- 2		3- 0		2- 0	
2- 1	0- 1		0- 0	HOME	0- 0		1- 0		1- 0	
3- 3	0- 0		0- 1	AWAY	0- 2		2- 0		1- 0	
0- 0	0- 0		0- 0	NEUTRAL	0- 0		0- 0		0- 0	
5- 4	0- 1		0- 1	NON-CONFERENCE	0- 2		3- 0		2- 0	
2- 1	0- 1		0- 0	HOME	0- 0		1- 0		1- 0	
3- 3	0- 0		0- 1	AWAY	0- 2		2- 0		1- 0	
0- 0	0- 0		0- 0	NEUTRAL	0- 0		0- 0		0- 0	
0- 0	0- 0		0- 0	CONFERENCE	0- 0		0- 0		0- 0	
0- 0	0- 0		0- 0	HOME	0- 0		0- 0		0- 0	
0- 0	0- 0		0- 0	AWAY	0- 0		0- 0		0- 0	
0- 0	0- 0		0- 0	NEUTRAL	0- 0		0- 0		0- 0	

RPI 1-25				RPI 26-50				Team's RPI: 50				RPI 51-100				RPI 101+			
RPI	S	Opponent	Score	RPI	S	Opponent	Score					RPI	S	Opponent	Score	RPI	S	Opponent	Score
15	H	UCF	63 71	45	A	Toledo	52 65					61	A	TCU	48 61	105	A	Penn St.	64 58
												73	A	Texas	41 78	135	H	Mt. St. Mary's	73 64
																143	A	Kent St.	77 72
																259	A	Saint Francis (PA)	93 73
																298	H	ETSU	66 58

LAST 12 Division I GAMES:																			
298	H	ETSU	66 58	45	A	Toledo	52 65					135	H	Mt. St. Mary's	73 64				
15	H	UCF	63 71	73	A	Texas	41 78					61	A	TCU	48 61				
105	A	Penn St.	64 58																
143	A	Kent St.	77 72																
259	A	Saint Francis (PA)	93 73																

Non-Div I Games:

Duquesne

Average RPI Win:	243	WON-LOST	WINNING	LAST 10	STRENGTH OF	OPP. STRENGTH	TEAM	ADJ.	CONF.	ADJ CONF.
Average RPI Loss:	139	RECORD	PCT. RANK	GAMES	SCHEDULE	OF SCHEDULE	RPI	RPI	RPI	RPI
DIV. I ONLY	2- 12	305	0- 2	143	196	298	298	25	25	
DIV. I NON-CONF.	2- 12	305	0- 2	143	196	298	298	25	25	

TOTALS	RPI 1-25	RPI 26-50	W-L RECORDS	RPI 51-100	RPI 101-150	RPI 150+				
2- 12	0- 0	0- 2	OVERALL	0- 2	0- 4	2- 4				
2- 3	0- 0	0- 0	HOME	0- 0	0- 1	2- 2				
0- 6	0- 0	0- 2	AWAY	0- 0	0- 3	0- 1				
0- 3	0- 0	0- 0	NEUTRAL	0- 2	0- 0	0- 1				
2- 12	0- 0	0- 2	NON-CONFERENCE	0- 2	0- 4	2- 4				
2- 3	0- 0	0- 0	HOME	0- 0	0- 1	2- 2				
0- 6	0- 0	0- 2	AWAY	0- 0	0- 3	0- 1				
0- 3	0- 0	0- 0	NEUTRAL	0- 2	0- 0	0- 1				
0- 0	0- 0	0- 0	CONFERENCE	0- 0	0- 0	0- 0				
0- 0	0- 0	0- 0	HOME	0- 0	0- 0	0- 0				
0- 0	0- 0	0- 0	AWAY	0- 0	0- 0	0- 0				
0- 0	0- 0	0- 0	NEUTRAL	0- 0	0- 0	0- 0				

RPI	S	Opponent	Score	RPI	S	Opponent	Score	RPI	S	Opponent	Score	RPI	S	Opponent	Score	Team's RPI: 298
28	A	Michigan St.	53 75	58	N	South Carolina	55 101	127	A	Radford	64 79	129	H	Houston	77 84	
50	A	Duquesne	58 66	63	N	Rutgers	44 68	147	A	Cincinnati	64 77	150	A	South Alabama	74 81	
								157	H	Appalachian St.	95 64	186	A	UNC Asheville	55 56	
								197	N	Western Ky.	68 82	213	H	Troy	66 84	
								314	H	Liberty	86 89	328	H	N.C. A&T	61 56	

LAST 12 Division I GAMES:																
50	A	Duquesne	58 66	63	N	Rutgers	44 68									
328	H	N.C. A&T	61 56	197	N	Western Ky.	68 82									
186	A	UNC Asheville	55 56	150	A	South Alabama	74 81									
314	H	Liberty	86 89	58	N	South Carolina	55 101									
129	H	Houston	77 84	213	H	Troy	66 84									
157	H	Appalachian St.	95 64	127	A	Radford	64 79									

Non-Div I Games:

ETSU

Average RPI	Win:	251	WON-LOST	WINNING	LAST 10	STRENGTH OF	OPP. STRENGTH	TEAM	ADJ.	CONF.	ADJ CONF.
Average RPI	Loss:	111	RECORD	PCT. RANK	GAMES	SCHEDULE	OF SCHEDULE	RPI	RPI	RPI	RPI
DIV. I ONLY		7- 2		57	1- 0	329	146	188	188	8	8
DIV. I NON-CONF.		7- 2		57	1- 0	329	146	188	188	8	8

TOTALS	RPI 1-25		RPI 26-50		W-L RECORDS	RPI 51-100		RPI 101-150		RPI 150+	
7- 2	0- 0		0- 0		OVERALL	1- 1		0- 0		6- 1	
7- 0	0- 0		0- 0		HOME	1- 0		0- 0		6- 0	
0- 2	0- 0		0- 0		AWAY	0- 1		0- 0		0- 1	
0- 0	0- 0		0- 0		NEUTRAL	0- 0		0- 0		0- 0	
7- 2	0- 0		0- 0		NON-CONFERENCE	1- 1		0- 0		6- 1	
7- 0	0- 0		0- 0		HOME	1- 0		0- 0		6- 0	
0- 2	0- 0		0- 0		AWAY	0- 1		0- 0		0- 1	
0- 0	0- 0		0- 0		NEUTRAL	0- 0		0- 0		0- 0	
0- 0	0- 0		0- 0		CONFERENCE	0- 0		0- 0		0- 0	
0- 0	0- 0		0- 0		HOME	0- 0		0- 0		0- 0	
0- 0	0- 0		0- 0		AWAY	0- 0		0- 0		0- 0	
0- 0	0- 0		0- 0		NEUTRAL	0- 0		0- 0		0- 0	

RPI 1-25				RPI 26-50				RPI 51-100				RPI 101+ Team's RPI: 188			
RPI	S	Opponent	Score	RPI	S	Opponent	Score	RPI	S	Opponent	Score	RPI	S	Opponent	Score
								55	A	Charlotte	46 52	167	A	William & Mary	43 63
								64	H	Wake Forest	70 61	183	H	Monmouth	73 67
												233	H	Kennesaw St.	68 56
												305	H	USC Upstate	63 53
												311	H	UMES	84 69
												314	H	Liberty	66 63
												345	H	Grand Canyon	59 47

LAST 12 Division I GAMES:															
				55	A	Charlotte	46 52	305	H	USC Upstate	63 53				
				167	A	William & Mary	43 63	314	H	Liberty	66 63				
				64	H	Wake Forest	70 61	311	H	UMES	84 69				
				233	H	Kennesaw St.	68 56								
				345	H	Grand Canyon	59 47								
				183	H	Monmouth	73 67								

Non-Div I Games:

East Carolina

Average RPI Win:	297	WON-LOST	WINNING	LAST 10	STRENGTH OF	OPP. STRENGTH	TEAM	ADJ.	CONF.	ADJ CONF.
Average RPI Loss:	146	RECORD	PCT. RANK	GAMES	SCHEDULE	OF SCHEDULE	RPI	RPI	RPI	RPI
DIV. I ONLY	2- 5	258	0- 1	179	280	241	241	21	21	
DIV. I NON-CONF.	2- 5	258	0- 1	179	280	241	241	21	21	

TOTALS	RPI 1-25	RPI 26-50	W-L RECORDS	RPI 51-100	RPI 101-150	RPI 150+				
2- 5	0- 0	0- 1	OVERALL	0- 0	0- 3	2- 1				
1- 0	0- 0	0- 0	HOME	0- 0	0- 0	1- 0				
0- 5	0- 0	0- 1	AWAY	0- 0	0- 3	0- 1				
1- 0	0- 0	0- 0	NEUTRAL	0- 0	0- 0	1- 0				
2- 5	0- 0	0- 1	NON-CONFERENCE	0- 0	0- 3	2- 1				
1- 0	0- 0	0- 0	HOME	0- 0	0- 0	1- 0				
0- 5	0- 0	0- 1	AWAY	0- 0	0- 3	0- 1				
1- 0	0- 0	0- 0	NEUTRAL	0- 0	0- 0	1- 0				
0- 0	0- 0	0- 0	CONFERENCE	0- 0	0- 0	0- 0				
0- 0	0- 0	0- 0	HOME	0- 0	0- 0	0- 0				
0- 0	0- 0	0- 0	AWAY	0- 0	0- 0	0- 0				
0- 0	0- 0	0- 0	NEUTRAL	0- 0	0- 0	0- 0				

RPI 1-25				RPI 26-50				RPI 51-100				RPI 101+ Team's RPI: 241			
RPI	S	Opponent	Score	RPI	S	Opponent	Score	RPI	S	Opponent	Score	RPI	S	Opponent	Score
				48	A	Butler	37 72					111	A	Northern Ill.	59 78
												118	A	Bradley	64 67
												149	A	Southern Ill.	59 73
												268 N		Western Ill.	64 62
												304	A	Valparaiso	60 62
												325	H	Purdue Fort Wayne	72 63
LAST 12 Division I GAMES:															
				325	H	Purdue Fort Wayne	72 63					111	A	Northern Ill.	59 78
				48	A	Butler	37 72					149	A	Southern Ill.	59 73
												268 N		Western Ill.	64 62
												304	A	Valparaiso	60 62
												118	A	Bradley	64 67

Non-Div I Games: Lincoln Christian 97 34 Oakland City 102 43

Eastern III.

Average RPI Win:	0	WON-LOST	WINNING	LAST 10	STRENGTH OF	OPP. STRENGTH	TEAM	ADJ.	CONF.	ADJ CONF.
Average RPI Loss:	175	RECORD	PCT. RANK	GAMES	SCHEDULE	OF SCHEDULE	RPI	RPI	RPI	RPI
DIV. I ONLY	0- 9	330	0- 1	11	351	254	254	21	21	
DIV. I NON-CONF.	0- 9	330	0- 1	11	351	254	254	21	21	

TOTALS	RPI 1-25	RPI 26-50	W-L RECORDS	RPI 51-100	RPI 101-150	RPI 150+				
0- 9	0- 1	0- 0	OVERALL	0- 1	0- 1	0- 6				
0- 2	0- 0	0- 0	HOME	0- 0	0- 0	0- 2				
0- 5	0- 0	0- 0	AWAY	0- 1	0- 1	0- 3				
0- 2	0- 1	0- 0	NEUTRAL	0- 0	0- 0	0- 1				
0- 9	0- 1	0- 0	NON-CONFERENCE	0- 1	0- 1	0- 6				
0- 2	0- 0	0- 0	HOME	0- 0	0- 0	0- 2				
0- 5	0- 0	0- 0	AWAY	0- 1	0- 1	0- 3				
0- 2	0- 1	0- 0	NEUTRAL	0- 0	0- 0	0- 1				
0- 0	0- 0	0- 0	CONFERENCE	0- 0	0- 0	0- 0				
0- 0	0- 0	0- 0	HOME	0- 0	0- 0	0- 0				
0- 0	0- 0	0- 0	AWAY	0- 0	0- 0	0- 0				
0- 0	0- 0	0- 0	NEUTRAL	0- 0	0- 0	0- 0				

E
a
s
t
e
r
n
K
y
.E
a
s
t
e
r
n
K
y
.

RPI 1-25				RPI 26-50				RPI 51-100				RPI 101+				Team's RPI: 254
RPI	S	Opponent	Score	RPI	S	Opponent	Score	RPI	S	Opponent	Score	RPI	S	Opponent	Score	
19	N	Florida St.	45 62					72	A	Ohio	60 100	134	A	Miami (OH)	44 60	
												161	H	George Mason	75 91	
												205	H	Saint Louis	43 70	
												228	A	West Virginia	29 78	
												228	N	West Virginia	39 81	
												235	A	Akron	54 63	
												289	A	Western Mich.	53 64	
LAST 12 Division I GAMES:																
228	N	West Virginia	39 81	289	A	Western Mich.	53 64	19	N	Florida St.	45 62	134	A	Miami (OH)	44 60	
228	A	West Virginia	29 78	72	A	Ohio	60 100	72	A	Ohio	60 100	205	H	Saint Louis	43 70	
161	H	George Mason	75 91													
235	A	Akron	54 63													

Non-Div I Games: Brescia 70 41 Ky. Christian 90 35

Eastern Ky.

Average RPI Win: 284

Average RPI Loss: 64

WON-LOST
RECORDWINNING
PCT. RANKLAST 10
GAMESSTRENGTH OF
SCHEDULEOPP. STRENGTH
OF SCHEDULETEAM
RPIADJ.
RPICONF.
RPIADJ CONF.
RPIDIV. I ONLY
DIV. I NON-CONF.6- 2
6- 267
671- 0
1- 0318
318192
192172
172172
17210
1010
10

TOTALS

RPI 1-25

RPI 26-50

W-L RECORDS

RPI 51-100

RPI 101-150

RPI 150+

6- 2 0- 1
4- 0 0- 0
2- 1 0- 0
0- 1 0- 10- 0
0- 0
0- 0
0- 0OVERALL
HOME
AWAY
NEUTRAL0- 0
0- 0
0- 0
0- 00- 1
0- 0
0- 1
0- 06- 0
4- 0
2- 0
0- 06- 2 0- 1
4- 0 0- 0
2- 1 0- 0
0- 1 0- 10- 0
0- 0
0- 0
0- 0NON-CONFERENCE
HOME
AWAY
NEUTRAL0- 0
0- 0
0- 0
0- 00- 1
0- 0
0- 1
0- 06- 0
4- 0
2- 0
0- 00- 0 0- 0
0- 0 0- 0
0- 0 0- 0
0- 0 0- 00- 0
0- 0
0- 0
0- 0CONFERENCE
HOME
AWAY
NEUTRAL0- 0
0- 0
0- 0
0- 00- 0
0- 0
0- 0
0- 00- 0
0- 0
0- 0
0- 0

RPI 1-25

RPI	S	Opponent	Score
5	N	Iowa St.	59 85

RPI 26-50

RPI	S	Opponent	Score
-----	---	----------	-------

RPI 51-100

RPI	S	Opponent	Score
-----	---	----------	-------

RPI 101+

Team's RPI: 172

RPI	S	Opponent	Score
123	A	Illinois	66 72
229	H	UIC	52 38
252	H	Illinois St.	50 41
261	H	Cleveland St.	69 63
290	H	Detroit Mercy	60 53
325	A	Purdue Fort Wayne	87 72
349	A	Longwood	64 45

LAST 12 Division I GAMES:

325	A	Purdue Fort Wayne	87	72	349	A	Longwood	64	45
290	H	Detroit Mercy	60	53	261	H	Cleveland St.	69	63
123	A	Illinois	66	72					
229	H	UIC	52	38					
5	N	Iowa St.	59	85					
252	H	Illinois St.	50	41					

E
a
s
t
e
r
n
M
i
c
h
.E
a
s
t
e
r
n
M
i
c
h
.

Non-Div I Games:

Eastern Mich.

■ Loss,
 ■ Non-Conf, S Site,
 ■ Home
 ■ Away
 N Neutral

Average RPI Win:	0	WON-LOST	WINNING	LAST 10	STRENGTH OF	OPP. STRENGTH	TEAM	ADJ.	CONF.	ADJ CONF.
Average RPI Loss:	120	RECORD	PCT. RANK	GAMES	SCHEDULE	OF SCHEDULE	RPI	RPI	RPI	RPI

DIV. I ONLY	0- 8	330	0- 1	36	245	265	265	11	11
DIV. I NON-CONF.	0- 8	330	0- 1	36	245	265	265	11	11

TOTALS	RPI 1-25	RPI 26-50	W-L RECORDS	RPI 51-100	RPI 101-150	RPI 150+			
0- 8	0- 1	0- 0	OVERALL	0- 5	0- 0	0- 2			
0- 3	0- 1	0- 0	HOME	0- 2	0- 0	0- 0			
0- 3	0- 0	0- 0	AWAY	0- 2	0- 0	0- 1			
0- 2	0- 0	0- 0	NEUTRAL	0- 1	0- 0	0- 1			
0- 8	0- 1	0- 0	NON-CONFERENCE	0- 5	0- 0	0- 2			
0- 3	0- 1	0- 0	HOME	0- 2	0- 0	0- 0			
0- 3	0- 0	0- 0	AWAY	0- 2	0- 0	0- 1			
0- 2	0- 0	0- 0	NEUTRAL	0- 1	0- 0	0- 1			
0- 0	0- 0	0- 0	CONFERENCE	0- 0	0- 0	0- 0			
0- 0	0- 0	0- 0	HOME	0- 0	0- 0	0- 0			
0- 0	0- 0	0- 0	AWAY	0- 0	0- 0	0- 0			
0- 0	0- 0	0- 0	NEUTRAL	0- 0	0- 0	0- 0			

RPI 1-25				RPI 26-50				RPI 51-100				RPI 101+ Team's RPI: 265			
RPI	S	Opponent	Score	RPI	S	Opponent	Score	RPI	S	Opponent	Score	RPI	S	Opponent	Score
20	H	Gonzaga	51 63					70	A	BYU	65 80	185	N	UC Ri versi de	45 57
								90	A	Boi se St.	55 67	307	A	Cal Poly	55 59
								93	H	Fresno St.	58 68				
								97	H	Utah	51 95				
								100	N	Oregon St.	45 93				

LAST 12 Division I GAMES:															
97	H	Utah	51 95	185	N	UC Ri versi de	45 57								
70	A	BYU	65 80	100	N	Oregon St.	45 93								
20	H	Gonzaga	51 63	90	A	Boi se St.	55 67								
				93	H	Fresno St.	58 68								
				307	A	Cal Poly	55 59								

Non-Div I Games: Eastern Ore. 66 45

Eastern Wash.

Average RPI Win:	337	WON-LOST	WINNING	LAST 10	STRENGTH OF	OPP. STRENGTH	TEAM	ADJ.	CONF.	ADJ CONF.
Average RPI Loss:	234	RECORD	PCT. RANK	GAMES	SCHEDULE	OF SCHEDULE	RPI	RPI	RPI	RPI
DIV. I ONLY	2- 8	285	1- 0	347	258	348	348	15	15	
DIV. I NON-CONF.	2- 8	285	1- 0	347	258	348	348	15	15	

TOTALS	RPI 1-25	RPI 26-50	W-L RECORDS	RPI 51-100	RPI 101-150	RPI 150+				
2- 8	0- 0	0- 0	OVERALL	0- 0	0- 1	2- 7				
1- 4	0- 0	0- 0	HOME	0- 0	0- 0	1- 4				
1- 4	0- 0	0- 0	AWAY	0- 0	0- 1	1- 3				
0- 0	0- 0	0- 0	NEUTRAL	0- 0	0- 0	0- 0				
2- 8	0- 0	0- 0	NON-CONFERENCE	0- 0	0- 1	2- 7				
1- 4	0- 0	0- 0	HOME	0- 0	0- 0	1- 4				
1- 4	0- 0	0- 0	AWAY	0- 0	0- 1	1- 3				
0- 0	0- 0	0- 0	NEUTRAL	0- 0	0- 0	0- 0				
0- 0	0- 0	0- 0	CONFERENCE	0- 0	0- 0	0- 0				
0- 0	0- 0	0- 0	HOME	0- 0	0- 0	0- 0				
0- 0	0- 0	0- 0	AWAY	0- 0	0- 0	0- 0				
0- 0	0- 0	0- 0	NEUTRAL	0- 0	0- 0	0- 0				

RPI 1-25				RPI 26-50				RPI 51-100				RPI 101+				Team's RPI: 348
RPI	S	Opponent	Score	RPI	S	Opponent	Score	RPI	S	Opponent	Score	RPI	S	Opponent	Score	
												120	A	Dayton	30	69
												170	A	Morehead St.	63	85
												203	H	SIUE	45	54
												220	H	Southeast Mo. St.	50	54
												229	H	UIC	54	62
												300	A	Marshall	65	72
												301	A	Murray St.	53	81
												325	H	Purdue Fort Wayne	66	72
												327	A	Chicago St.	67	58
												347	H	Austin Peay	56	52
LAST 12 Division I GAMES:																
347	H	Austin Peay	56	52	325	H	Purdue Fort Wayne	66	72	203	H	SIUE	45	54		
120	A	Dayton	30	69	327	A	Chicago St.	67	58	301	A	Murray St.	53	81		
220	H	Southeast Mo. St.	50	54												
229	H	UIC	54	62												
170	A	Morehead St.	63	85												
300	A	Marshall	65	72												

Non-Div I Games:

Average RPI	Win: 212	WON-LOST RECORD	WINNING PCT. RANK	LAST 10 GAMES	STRENGTH OF SCHEDULE	OPP. STRENGTH OF SCHEDULE	TEAM RPI	ADJ. RPI	CONF. RPI	ADJ CONF. RPI
Average RPI	Loss: 16									
DIV. I ONLY	6- 2	67	1- 0	237	36	81	81	27	27	
DIV. I NON-CONF.	6- 2	67	1- 0	237	36	81	81	27	27	

TOTALS	RPI 1-25	RPI 26-50	W-L RECORDS	RPI 51-100	RPI 101-150	RPI 150+				
6- 2	0- 2	0- 0	OVERALL	0- 0	2- 0	4- 0				
3- 0	0- 0	0- 0	HOME	0- 0	2- 0	1- 0				
2- 1	0- 1	0- 0	AWAY	0- 0	0- 0	2- 0				
1- 1	0- 1	0- 0	NEUTRAL	0- 0	0- 0	1- 0				
6- 2	0- 2	0- 0	NON-CONFERENCE	0- 0	2- 0	4- 0				
3- 0	0- 0	0- 0	HOME	0- 0	2- 0	1- 0				
2- 1	0- 1	0- 0	AWAY	0- 0	0- 0	2- 0				
1- 1	0- 1	0- 0	NEUTRAL	0- 0	0- 0	1- 0				
0- 0	0- 0	0- 0	CONFERENCE	0- 0	0- 0	0- 0				
0- 0	0- 0	0- 0	HOME	0- 0	0- 0	0- 0				
0- 0	0- 0	0- 0	AWAY	0- 0	0- 0	0- 0				
0- 0	0- 0	0- 0	NEUTRAL	0- 0	0- 0	0- 0				

RPI 1-25				RPI 26-50				RPI 51-100				Team's RPI: 81				RPI 101+			
RPI	S	Opponent	Score	RPI	S	Opponent	Score	RPI	S	Opponent	Score	RPI	S	Opponent	Score	RPI	S	Opponent	Score
7	N	Stanford	65 88									129	H	Houston	76 71				
24	A	South Dakota St.	62 80									136	H	Abilene Christian	81 65				
																151	N	American	90 71
																259	A	Saint Francis (PA)	83 69
																278	A	Hawaii	73 67
																316	H	FIU	100 58

Non-Div I Games: Fla. Memorial 99 68 Johnson & Wales (FL) 109 64

Average RPI Win:	324	WON-LOST	WINNING	LAST 10	STRENGTH OF	OPP. STRENGTH	TEAM	ADJ.	CONF.	ADJ CONF.
Average RPI Loss:	171	RECORD	PCT. RANK	GAMES	SCHEDULE	OF SCHEDULE	RPI	RPI	RPI	RPI
DIV. I ONLY	2- 7	275	0- 1	218	304	316	316	18	18	
DIV. I NON-CONF.	2- 7	275	0- 1	218	304	316	316	18	18	

TOTALS	RPI 1-25	RPI 26-50	W-L RECORDS	RPI 51-100	RPI 101-150	RPI 150+				
2- 7	0- 0	0- 1	OVERALL	0- 1	0- 0	2- 5				
2- 4	0- 0	0- 1	HOME	0- 0	0- 0	2- 3				
0- 3	0- 0	0- 0	AWAY	0- 1	0- 0	0- 2				
0- 0	0- 0	0- 0	NEUTRAL	0- 0	0- 0	0- 0				
2- 7	0- 0	0- 1	NON-CONFERENCE	0- 1	0- 0	2- 5				
2- 4	0- 0	0- 1	HOME	0- 0	0- 0	2- 3				
0- 3	0- 0	0- 0	AWAY	0- 1	0- 0	0- 2				
0- 0	0- 0	0- 0	NEUTRAL	0- 0	0- 0	0- 0				
0- 0	0- 0	0- 0	CONFERENCE	0- 0	0- 0	0- 0				
0- 0	0- 0	0- 0	HOME	0- 0	0- 0	0- 0				
0- 0	0- 0	0- 0	AWAY	0- 0	0- 0	0- 0				
0- 0	0- 0	0- 0	NEUTRAL	0- 0	0- 0	0- 0				

RPI	S	Opponent	Score	RPI	S	Opponent	Score	RPI	S	Opponent	Score	RPI	S	Opponent	Score	Team's RPI: 316
27	H	Miami (FL)	43 94	81	A	FGCU	58 100	199	H	Georgia St.	61 67	209	H	Campbell	54 59	
								218	A	Bethune-Cookman	57 68	224	H	Howard	62 89	
								237	A	North Florida	53 62	317	H	Florida A&M	77 54	
								331	H	Morgan St.	59 50					
LAST 12 Division I GAMES:																
81	A	FGCU	58 100	209	H	Campbell	54 59	224	H	Howard	62 89	237	A	North Florida	53 62	
199	H	Georgia St.	61 67	331	H	Morgan St.	59 50	317	H	Florida A&M	77 54	218	A	Bethune-Cookman	57 68	
27	H	Miami (FL)	43 94													

Non-Div I Games: Palm Beach Atl. 63 66

FIU

Average RPI Win: 317		WON-LOST	WINNING	LAST 10	STRENGTH OF		OPP. STRENGTH	TEAM	ADJ.	CONF.	ADJ CONF.
Average RPI Loss: 149		RECORD	PCT. RANK	GAMES	SCHEDULE		OF SCHEDULE	RPI	RPI	RPI	RPI
DIV. I ONLY		2- 7	275	0- 1	153		301	270	270	26	26
DIV. I NON-CONF.		2- 7	275	0- 1	153		301	270	270	26	26
<hr/>											
TOTALS		RPI 1-25		RPI 26-50	W-L RECORDS		RPI 51-100	RPI 101-150		RPI 150+	
2- 7		0- 0		0- 2	OVERALL		0- 1	0- 0		2- 4	
1- 2		0- 0		0- 1	HOME		0- 0	0- 0		1- 1	
1- 3		0- 0		0- 0	AWAY		0- 1	0- 0		1- 2	
0- 2		0- 0		0- 1	NEUTRAL		0- 0	0- 0		0- 1	
2- 7		0- 0		0- 2	NON-CONFERENCE		0- 1	0- 0		2- 4	
1- 2		0- 0		0- 1	HOME		0- 0	0- 0		1- 1	
1- 3		0- 0		0- 0	AWAY		0- 1	0- 0		1- 2	
0- 2		0- 0		0- 1	NEUTRAL		0- 0	0- 0		0- 1	
0- 0		0- 0		0- 0	CONFERENCE		0- 0	0- 0		0- 0	
0- 0		0- 0		0- 0	HOME		0- 0	0- 0		0- 0	
0- 0		0- 0		0- 0	AWAY		0- 0	0- 0		0- 0	
0- 0		0- 0		0- 0	NEUTRAL		0- 0	0- 0		0- 0	

RPI 1-25				RPI 26-50				RPI 51-100				RPI 101+ Team's RPI: 270			
RPI	S	Opponent	Score	RPI	S	Opponent	Score	RPI	S	Opponent	Score	RPI	S	Opponent	Score
				36	H	Northeastern	50 59	98	A	Xavier	35 48	167	H	William & Mary	54 60
				41	N	Bucknell	54 77					206	N	Massachusetts	49 59
												242	A	Brown	49 68
												256	A	Dartmouth	46 59
												283	A	Richmond	58 40
												350	H	LIU Brooklyn	71 43
<hr/>															
LAST 12 Division I GAMES:															
				256	A	Dartmouth	46 59	206	N	Massachusetts	49 59				
				36	H	Northeastern	50 59	41	N	Bucknell	54 77				
				167	H	William & Mary	54 60	242	A	Brown	49 68				
								98	A	Xavier	35 48				
								350	H	LIU Brooklyn	71 43				
								283	A	Richmond	58 40				

Non-Div I Games:

Fairfield

Average RPI Win: 333		WON-LOST RECORD		WINNING PCT. RANK		LAST 10 GAMES		STRENGTH OF SCHEDULE		OPP. STRENGTH OF SCHEDULE		TEAM RPI		ADJ. RPI		CONF. RPI		ADJ CONF. RPI	
DIV. I ONLY		1- 7		309		0- 1		276		348		343		343		31		31	
DIV. I NON-CONF.		1- 7		309		0- 1		276		348		343		343		31		31	
TOTALS		RPI 1-25		RPI 26-50		W-L RECORDS		RPI 51-100		RPI 101-150		RPI 150+							
1- 7		0- 0		0- 0		OVERALL		0- 0		0- 1		1- 6							
1- 2		0- 0		0- 0		HOME		0- 0		0- 0		1- 2							
0- 5		0- 0		0- 0		AWAY		0- 0		0- 1		0- 4							
0- 0		0- 0		0- 0		NEUTRAL		0- 0		0- 0		0- 0							
1- 7		0- 0		0- 0		NON-CONFERENCE		0- 0		0- 1		1- 6							
1- 2		0- 0		0- 0		HOME		0- 0		0- 0		1- 2							
0- 5		0- 0		0- 0		AWAY		0- 0		0- 1		0- 4							
0- 0		0- 0		0- 0		NEUTRAL		0- 0		0- 0		0- 0							
0- 0		0- 0		0- 0		CONFERENCE		0- 0		0- 0		0- 0							
0- 0		0- 0		0- 0		HOME		0- 0		0- 0		0- 0							
0- 0		0- 0		0- 0		AWAY		0- 0		0- 0		0- 0							
0- 0		0- 0		0- 0		NEUTRAL		0- 0		0- 0		0- 0							

RPI 1-25				RPI 26-50				RPI 51-100				RPI 101+				Team's RPI: 343
RPI	S	Opponent	Score	RPI	S	Opponent	Score	RPI	S	Opponent	Score	RPI	S	Opponent	Score	
												109	A	Stony Brook	49	63
												184	A	Air Force	37	85
												224	H	Howard	58	79
												244	A	Binghamton	54	73
												309	A	Army West Point	40	62
												320	A	Colgate	52	71
												321	H	Lafayette	57	63
												333	H	NJIT	64	43
LAST 12 Division I GAMES:																
				109	A	Stony Brook	49	63	184	A	Air Force	37	85			
				309	A	Army West Point	40	62	321	H	Lafayette	57	63			
				320	A	Colgate	52	71								
				244	A	Binghamton	54	73								
				224	H	Howard	58	79								
				333	H	NJIT	64	43								

Non-Div I Games: Rutgers-Newark 97 51

Fairleigh Dickinson

Average RPI Win:	290	WON-LOST	WINNING	LAST 10	STRENGTH OF	OPP. STRENGTH	TEAM	ADJ.	CONF.	ADJ CONF.
Average RPI Loss:	172	RECORD	PCT. RANK	GAMES	SCHEDULE	OF SCHEDULE	RPI	RPI	RPI	RPI
DIV. I ONLY	3- 7	250	0- 1	161	313	267	267	18	18	
DIV. I NON-CONF.	3- 7	250	0- 1	161	313	267	267	18	18	

TOTALS	RPI 1-25	RPI 26-50	W-L RECORDS	RPI 51-100	RPI 101-150	RPI 150+				
3- 7	0- 0	0- 1	OVERALL	0- 0	0- 1	3- 5				
2- 4	0- 0	0- 0	HOME	0- 0	0- 1	2- 3				
1- 3	0- 0	0- 1	AWAY	0- 0	0- 0	1- 2				
0- 0	0- 0	0- 0	NEUTRAL	0- 0	0- 0	0- 0				
3- 7	0- 0	0- 1	NON-CONFERENCE	0- 0	0- 1	3- 5				
2- 4	0- 0	0- 0	HOME	0- 0	0- 1	2- 3				
1- 3	0- 0	0- 1	AWAY	0- 0	0- 0	1- 2				
0- 0	0- 0	0- 0	NEUTRAL	0- 0	0- 0	0- 0				
0- 0	0- 0	0- 0	CONFERENCE	0- 0	0- 0	0- 0				
0- 0	0- 0	0- 0	HOME	0- 0	0- 0	0- 0				
0- 0	0- 0	0- 0	AWAY	0- 0	0- 0	0- 0				
0- 0	0- 0	0- 0	NEUTRAL	0- 0	0- 0	0- 0				

RPI 1-25				RPI 26-50				RPI 51-100				RPI 101+ Team's RPI: 267			
RPI	S	Opponent	Score	RPI	S	Opponent	Score	RPI	S	Opponent	Score	RPI	S	Opponent	Score
				38	A	Tulane	45 88					118	H	Bradley	59 80
												156	A	Little Rock	38 61
												195	H	Hampton	68 72
												199	H	Georgia St.	59 75
												210	A	Furman	57 73
												266	A	Siena	70 66
												283	H	Richmond	69 55
												289	H	Western Mich.	59 69
												321	H	Lafayette	53 49
LAST 12 Division I GAMES:															
				38	A	Tulane	45 88					118	H	Bradley	59 80
				321	H	Lafayette	53 49					289	H	Western Mich.	59 69
				283	H	Richmond	69 55					210	A	Furman	57 73
				156	A	Little Rock	38 61					266	A	Siena	70 66
				199	H	Georgia St.	59 75								
				195	H	Hampton	68 72								

Non-Div I Games:

Fla. Atlantic

F
l
o
r
i
d
a

Florida				Through Games Of Dec. 18, 2018																
Average RPI Win:		246	WON-LOST RECORD		WINNING PCT. RANK		LAST 10 GAMES		STRENGTH OF SCHEDULE		OPP. STRENGTH OF SCHEDULE		TEAM RPI		ADJ. RPI		CONF. RPI		ADJ CONF. RPI	
Average RPI Loss:		85																		
DIV. I ONLY			3- 7		250		0- 1		33		189		189		189		5		5	
DIV. I NON-CONF.			3- 7		250		0- 1		33		189		189		189		5		5	
TOTALS		RPI 1-25		RPI 26-50		W-L RECORDS		RPI 51-100		RPI 101-150		RPI 150+								
3- 7		0- 2		0- 1		OVERALL		0- 3		0- 0		3- 1								
3- 3		0- 0		0- 1		HOME		0- 1		0- 0		3- 1								
0- 4		0- 2		0- 0		AWAY		0- 2		0- 0		0- 0								
0- 0		0- 0		0- 0		NEUTRAL		0- 0		0- 0		0- 0								
3- 7		0- 2		0- 1		NON-CONFERENCE		0- 3		0- 0		3- 1								
3- 3		0- 0		0- 1		HOME		0- 1		0- 0		3- 1								
0- 4		0- 2		0- 0		AWAY		0- 2		0- 0		0- 0								
0- 0		0- 0		0- 0		NEUTRAL		0- 0		0- 0		0- 0								
0- 0		0- 0		0- 0		CONFERENCE		0- 0		0- 0		0- 0								
0- 0		0- 0		0- 0		HOME		0- 0		0- 0		0- 0								
0- 0		0- 0		0- 0		AWAY		0- 0		0- 0		0- 0								
0- 0		0- 0		0- 0		NEUTRAL		0- 0		0- 0		0- 0								
RPI 1-25				RPI 26-50				RPI 51-100				RPI 101+				Team's RPI: 189				
RPI	S	Opponent	Score	RPI	S	Opponent	Score	RPI	S	Opponent	Score	RPI	S	Opponent	Score					
13	A	Indiana	64 83	36	H	Northeastern	66 79	77	A	Ohio St.	41 46	202	H	Texas Tech	72 67					
19	A	Florida St.	56 63					94	A	Mercer	82 92	218	H	Bethune-Cookman	64 53					
								95	H	Northwestern	74 83	264	H	Gardner-Webb	58 60					
												317	H	Florida A&M	62 38					
LAST 12 Division I GAMES:																				
95	H	Northwestern	74 83	77	A	Ohio St.	41 46	317	H	Florida A&M	62 38	218	H	Bethune-Cookman	64 53	202	H	Texas Tech	72 67	
94	A	Mercer	82 92					36	H	Northeastern	66 79									
19	A	Florida St.	56 63					13	A	Indiana	64 83									
264	H	Gardner-Webb	58 60																	

F
l
o
r
i
d
a

Non-Div I Games:

Florida

Average RPI Win:	134	WON-LOST	WINNING	LAST 10	STRENGTH OF	OPP. STRENGTH	TEAM	ADJ.	CONF.	ADJ CONF.
Average RPI Loss:	202	RECORD	PCT. RANK	GAMES	SCHEDULE	OF SCHEDULE	RPI	RPI	RPI	RPI

DIV. I ONLY	1- 6	305	0- 1	225	218	317	317	32	32
DIV. I NON-CONF.	1- 6	305	0- 1	225	218	317	317	32	32

TOTALS	RPI 1-25	RPI 26-50	W-L RECORDS	RPI 51-100	RPI 101-150	RPI 150+			
1- 6	0- 1	0- 0	OVERALL	0- 0	1- 0	0- 5			
1- 1	0- 0	0- 0	HOME	0- 0	1- 0	0- 1			
0- 4	0- 1	0- 0	AWAY	0- 0	0- 0	0- 3			
0- 1	0- 0	0- 0	NEUTRAL	0- 0	0- 0	0- 1			
1- 6	0- 1	0- 0	NON-CONFERENCE	0- 0	1- 0	0- 5			
1- 1	0- 0	0- 0	HOME	0- 0	1- 0	0- 1			
0- 4	0- 1	0- 0	AWAY	0- 0	0- 0	0- 3			
0- 1	0- 0	0- 0	NEUTRAL	0- 0	0- 0	0- 1			
0- 0	0- 0	0- 0	CONFERENCE	0- 0	0- 0	0- 0			
0- 0	0- 0	0- 0	HOME	0- 0	0- 0	0- 0			
0- 0	0- 0	0- 0	AWAY	0- 0	0- 0	0- 0			
0- 0	0- 0	0- 0	NEUTRAL	0- 0	0- 0	0- 0			

RPI 1-25				RPI 26-50				RPI 51-100				RPI 101+ Team's RPI: 317			
RPI	S	Opponent	Score	RPI	S	Opponent	Score	RPI	S	Opponent	Score	RPI	S	Opponent	Score
22	A	Tennessee	31 96									134	H	Miami (OH)	57 56
												189	A	Florida	38 62
												190	H	Jacksonville St.	31 62
												237	A	North Florida	53 64
												258	N	Omaha	50 57
												316	A	FIU	54 77

LAST 12 Division I GAMES:															
258	N	Omaha	50 57	189	A	Florida	38 62	316	A	FIU	54 77	22	A	Tennessee	31 96
134	H	Miami (OH)	57 56					237	A	North Florida	53 64	190	H	Jacksonville St.	31 62

Non-Div I Games: Edward Waters 70 64

Florida A&M

Average RPI Win: 153

Average RPI Loss: 83

WON-LOST
RECORDWINNING
PCT. RANKLAST 10
GAMESSTRENGTH OF
SCHEDULEOPP. STRENGTH
OF SCHEDULETEAM
RPIADJ.
RPICONF.
RPIADJ CONF.
RPIDIV. I ONLY
DIV. I NON-CONF.10- 1
10- 115
151- 0
1- 094
9456
5619
1919
191
11
1

TOTALS

RPI 1-25

RPI 26-50

W-L RECORDS

RPI 51-100

RPI 101-150

RPI 150+

10- 1

1- 0

0- 0

OVERALL

2- 1

2- 0

5- 0

5- 1

0- 0

0- 0

HOME

0- 1

1- 0

4- 0

3- 0

0- 0

0- 0

AWAY

2- 0

1- 0

0- 0

2- 0

1- 0

0- 0

NEUTRAL

0- 0

0- 0

1- 0

10- 1

1- 0

0- 0

NON-CONFERENCE

2- 1

2- 0

5- 0

5- 1

0- 0

0- 0

HOME

0- 1

1- 0

4- 0

3- 0

0- 0

0- 0

AWAY

2- 0

1- 0

0- 0

2- 0

1- 0

0- 0

NEUTRAL

0- 0

0- 0

1- 0

0- 0

0- 0

0- 0

CONFERENCE

0- 0

0- 0

0- 0

0- 0

0- 0

0- 0

HOME

0- 0

0- 0

0- 0

0- 0

0- 0

0- 0

AWAY

0- 0

0- 0

0- 0

0- 0

0- 0

0- 0

NEUTRAL

0- 0

0- 0

0- 0

RPI 1-25 Team's RPI: 19

RPI 26-50

RPI 51-100

RPI 101+

RPI	S	Opponent	Score
16	N	Iowa	71 67

RPI	S	Opponent	Score
-----	---	----------	-------

RPI	S	Opponent	Score
83	H	LSU	45 58
84	A	St. John's (NY)	57 53
94	A	Mercer	57 56

RPI	S	Opponent	Score
105	H	Penn St.	87 58
116	A	Creighton	71 52
189	H	Florida	63 56
213	H	Troy	103 67
217	H	Jacksonville	79 46
237	H	North Florida	74 53
254	N	Eastern Ky.	62 45

LAST 12 Division I GAMES:

116	A	Creighton	71	52
84	A	St. John's (NY)	57	53
94	A	Mercer	57	56
105	H	Penn St.	87	58
254	N	Eastern Ky.	62	45
83	H	LSU	45	58

16	N	Iowa	71	67
217	H	Jacksonville	79	46
189	H	Florida	63	56
237	H	North Florida	74	53
213	H	Troy	103	67

Non-Div I Games:

Florida St.

Average RPI	Win: 223	WON-LOST	WINNING	LAST 10	STRENGTH OF	OPP. STRENGTH	TEAM	ADJ.	CONF.	ADJ CONF.
Average RPI	Loss: 101	RECORD	PCT. RANK	GAMES	SCHEDULE	OF SCHEDULE	RPI	RPI	RPI	RPI
DIV. I ONLY	6- 5	159	0- 1	158	128	158	158	16	16	
DIV. I NON-CONF.	6- 5	159	0- 1	158	128	158	158	16	16	

TOTALS	RPI 1-25	RPI 26-50	W-L RECORDS	RPI 51-100	RPI 101-150	RPI 150+				
6- 5	0- 0	0- 1	OVERALL	2- 1	0- 2	4- 1				
4- 1	0- 0	0- 0	HOME	1- 0	0- 1	3- 0				
0- 3	0- 0	0- 1	AWAY	0- 0	0- 1	0- 1				
2- 1	0- 0	0- 0	NEUTRAL	1- 1	0- 0	1- 0				
6- 5	0- 0	0- 1	NON-CONFERENCE	2- 1	0- 2	4- 1				
4- 1	0- 0	0- 0	HOME	1- 0	0- 1	3- 0				
0- 3	0- 0	0- 1	AWAY	0- 0	0- 1	0- 1				
2- 1	0- 0	0- 0	NEUTRAL	1- 1	0- 0	1- 0				
0- 0	0- 0	0- 0	CONFERENCE	0- 0	0- 0	0- 0				
0- 0	0- 0	0- 0	HOME	0- 0	0- 0	0- 0				
0- 0	0- 0	0- 0	AWAY	0- 0	0- 0	0- 0				
0- 0	0- 0	0- 0	NEUTRAL	0- 0	0- 0	0- 0				

RPI 1-25				RPI 26-50				RPI 51-100				RPI 101+				Team's RPI: 158	
RPI	S	Opponent	Score	RPI	S	Opponent	Score	RPI	S	Opponent	Score	RPI	S	Opponent	Score		
				36	A	Northeastern	54 58										
								55	H	Charlotte	71 64	105	H	Penn St.	55 72		
								66	N	Washington	65 57	115	A	Pittsburgh	62 65		
								73	N	Texas	54 72	174	A	Georgetown	38 58		
												255	N	Ball St.	78 70		
												288	H	Columbia	68 49		
												334	H	Wagner	80 59		
												340	H	Manhattan	65 61		
LAST 12 Division I GAMES:																	
				288	H	Columbia	68 49					73	N	Texas	54 72		
				115	A	Pittsburgh	62 65					66	N	Washington	65 57		
				340	H	Manhattan	65 61					105	H	Penn St.	55 72		
				174	A	Georgetown	38 58					36	A	Northeastern	54 58		
				255	N	Ball St.	78 70					334	H	Wagner	80 59		
				55	H	Charlotte	71 64										

Non-Div I Games:

Fordham

Average RPI Win: 209		WON-LOST RECORD	WINNING PCT. RANK	LAST 10 GAMES	STRENGTH OF SCHEDULE	OPP. STRENGTH OF SCHEDULE	TEAM RPI	ADJ. RPI	CONF. RPI	ADJ. CONF. RPI
Average RPI Loss: 75										
DIV. I ONLY		5- 3	118	0- 0	141	151	93	93	9	9
DIV. I NON-CONF.		5- 3	118	0- 0	141	151	93	93	9	9
TOTALS		RPI 1-25	RPI 26-50	W-L RECORDS		RPI 51-100	RPI 101-150	RPI 150+		
5- 3	0- 0		0- 1	OVERALL		0- 1	1- 1	4- 0		
4- 0	0- 0		0- 0	HOME		0- 0	1- 0	3- 0		
1- 3	0- 0		0- 1	AWAY		0- 1	0- 1	1- 0		
0- 0	0- 0		0- 0	NEUTRAL		0- 0	0- 0	0- 0		
5- 3	0- 0		0- 1	NON-CONFERENCE		0- 1	1- 1	4- 0		
4- 0	0- 0		0- 0	HOME		0- 0	1- 0	3- 0		
1- 3	0- 0		0- 1	AWAY		0- 1	0- 1	1- 0		
0- 0	0- 0		0- 0	NEUTRAL		0- 0	0- 0	0- 0		
0- 0	0- 0		0- 0	CONFERENCE		0- 0	0- 0	0- 0		
0- 0	0- 0		0- 0	HOME		0- 0	0- 0	0- 0		
0- 0	0- 0		0- 0	AWAY		0- 0	0- 0	0- 0		
0- 0	0- 0		0- 0	NEUTRAL		0- 0	0- 0	0- 0		

RPI 1-25				RPI 26-50				RPI 51-100				RPI 101+			
RPI	S	Opponent	Score	RPI	S	Opponent	Score	RPI	S	Opponent	Score	RPI	S	Opponent	Score
				29	A	UCLA	80 89	54	A	Southern California	61 62	141	H	Santa Clara	80 53
												142	A	Northern Ariz.	73 86
												154	H	UT Arlington	70 61
												177	H	Milwaukee	65 48
												265	A	Eastern Wash.	68 58
												307	H	Cal Poly	76 58
LAST 12 Division I GAMES:															
				54	A	Southern California	61 62	141	H	Santa Clara	80 53				
				154	H	UT Arlington	70 61	29	A	UCLA	80 89				
				177	H	Milwaukee	65 48	265	A	Eastern Wash.	68 58				
				307	H	Cal Poly	76 58								
				142	A	Northern Ariz.	73 86								

Non-Div I Games:	Stanislaus St.	86	51
------------------	----------------	----	----

Fresno St.

■ Loss, ■ Non-Conf, S Site, H Home A Away N Neutral

Average RPI Win: **263**
 Average RPI Loss: **111**

WON-LOST
RECORD

WINNING
PCT. RANK

LAST 10
GAMES

STRENGTH OF
SCHEDULE

OPP. STRENGTH
OF SCHEDULE

TEAM
RPI

ADJ.
RPI

CONF.
RPI

ADJ CONF.
RPI

DIV. I ONLY	5- 4	141	1- 0	259	152	210	210	25	25
DIV. I NON-CONF.	5- 4	141	1- 0	259	152	210	210	25	25
TOTALS	RPI 1-25	RPI 26-50	W-L RECORDS	RPI 51-100	RPI 101-150	RPI 150+			
5- 4	0- 1	0- 0	OVERALL	0- 1	0- 1	5- 1			
4- 1	0- 0	0- 0	HOME	0- 1	0- 0	4- 0			
1- 3	0- 1	0- 0	AWAY	0- 0	0- 1	1- 1			
0- 0	0- 0	0- 0	NEUTRAL	0- 0	0- 0	0- 0			
5- 4	0- 1	0- 0	NON-CONFERENCE	0- 1	0- 1	5- 1			
4- 1	0- 0	0- 0	HOME	0- 1	0- 0	4- 0			
1- 3	0- 1	0- 0	AWAY	0- 0	0- 1	1- 1			
0- 0	0- 0	0- 0	NEUTRAL	0- 0	0- 0	0- 0			
0- 0	0- 0	0- 0	CONFERENCE	0- 0	0- 0	0- 0			
0- 0	0- 0	0- 0	HOME	0- 0	0- 0	0- 0			
0- 0	0- 0	0- 0	AWAY	0- 0	0- 0	0- 0			
0- 0	0- 0	0- 0	NEUTRAL	0- 0	0- 0	0- 0			

RPI	S	Opponent	Score	RPI	S	Opponent	Score	RPI	S	Opponent	Score	RPI	S	Opponent	Score	Team's RPI: 210
18	A	Mississippi St.	41 106					56	H	Middle Tenn.	71 78	138	A	Georgia	38 61	
												186	H	UNC Asheville	58 47	
												233	A	Kennesaw St.	63 74	
												264	H	Gardner-Webb	70 57	
												267	H	Fla. Atlantic	73 57	
												293	A	Col. of Charleston	70 67	
												305	H	USC Upstate	78 67	
LAST 12 Division I GAMES:																
267	H	Fla. Atlantic	73 57	264	H	Gardner-Webb	70 57	138	A	Georgia	38 61					
233	A	Kennesaw St.	63 74	186	H	UNC Asheville	58 47	293	A	Col. of Charleston	70 67					
56	H	Middle Tenn.	71 78	18	A	Mississippi St.	41 106	305	H	USC Upstate	78 67					

Non-Div I Games:

Coker

71 42

Furman

Average RPI	Win:	274	WON-LOST	WINNING	LAST 10	STRENGTH OF	OPP. STRENGTH	TEAM	ADJ.	CONF.	ADJ CONF.
Average RPI	Loss:	143	RECORD	PCT. RANK	GAMES	SCHEDULE	OF SCHEDULE	RPI	RPI	RPI	RPI
DIV. I ONLY		4- 5		189	1- 0	235	287	231	231	19	19
DIV. I NON-CONF.		4- 5		189	1- 0	235	287	231	231	19	19

TOTALS	RPI 1-25		RPI 26-50		W-L RECORDS	RPI 51-100		RPI 101-150		RPI 150+	
4- 5	0- 0		0- 1		OVERALL	0- 1		0- 1		4- 2	
2- 2	0- 0		0- 0		HOME	0- 1		0- 0		2- 1	
2- 3	0- 0		0- 1		AWAY	0- 0		0- 1		2- 1	
0- 0	0- 0		0- 0		NEUTRAL	0- 0		0- 0		0- 0	
4- 5	0- 0		0- 1		NON-CONFERENCE	0- 1		0- 1		4- 2	
2- 2	0- 0		0- 0		HOME	0- 1		0- 0		2- 1	
2- 3	0- 0		0- 1		AWAY	0- 0		0- 1		2- 1	
0- 0	0- 0		0- 0		NEUTRAL	0- 0		0- 0		0- 0	
0- 0	0- 0		0- 0		CONFERENCE	0- 0		0- 0		0- 0	
0- 0	0- 0		0- 0		HOME	0- 0		0- 0		0- 0	
0- 0	0- 0		0- 0		AWAY	0- 0		0- 0		0- 0	
0- 0	0- 0		0- 0		NEUTRAL	0- 0		0- 0		0- 0	

RPI	S	Opponent	Score	RPI	S	Opponent	Score	RPI	S	Opponent	Score	RPI	S	Opponent	Score
				32	A	Virginia Tech	49 78	94	H	Mercer	72 79	109	A	Stony Brook	43 72
												194	H	Winthrop	64 55
												218	H	Bethune-Cookman	77 76
												233	A	Kennesaw St.	59 78
												247	H	Wofford	65 81
												339	A	Presbyterian	69 68
												344	A	Savannah St.	82 71
LAST 12 Division I GAMES:															
				194	H	Winthrop	64 55	109	A	Stony Brook	43 72				
				339	A	Presbyterian	69 68	344	A	Savannah St.	82 71				
				233	A	Kennesaw St.	59 78	94	H	Mercer	72 79				
				218	H	Bethune-Cookman	77 76	32	A	Virginia Tech	49 78				
								247	H	Wofford	65 81				

Non-Div I Games: Coastal Ga. 68 46

Ga. Southern

Average RPI Win:	213	WON-LOST	WINNING	LAST 10	STRENGTH OF	OPP. STRENGTH	TEAM	ADJ.	CONF.	ADJ CONF.
Average RPI Loss:	189	RECORD	PCT. RANK	GAMES	SCHEDULE	OF SCHEDULE	RPI	RPI	RPI	RPI
DIV. I ONLY	2- 6	267	0- 1	191	285	264	264	29	29	
DIV. I NON-CONF.	2- 6	267	0- 1	191	285	264	264	29	29	
<hr/>										
TOTALS	RPI 1-25	RPI 26-50	W-L RECORDS	RPI 51-100	RPI 101-150	RPI 150+				
2- 6	0- 0	0- 0	OVERALL	0- 0	0- 1	2- 5				
1- 2	0- 0	0- 0	HOME	0- 0	0- 1	1- 1				
1- 4	0- 0	0- 0	AWAY	0- 0	0- 0	1- 4				
0- 0	0- 0	0- 0	NEUTRAL	0- 0	0- 0	0- 0				
2- 6	0- 0	0- 0	NON-CONFERENCE	0- 0	0- 1	2- 5				
1- 2	0- 0	0- 0	HOME	0- 0	0- 1	1- 1				
1- 4	0- 0	0- 0	AWAY	0- 0	0- 0	1- 4				
0- 0	0- 0	0- 0	NEUTRAL	0- 0	0- 0	0- 0				
0- 0	0- 0	0- 0	CONFERENCE	0- 0	0- 0	0- 0				
0- 0	0- 0	0- 0	HOME	0- 0	0- 0	0- 0				
0- 0	0- 0	0- 0	AWAY	0- 0	0- 0	0- 0				
0- 0	0- 0	0- 0	NEUTRAL	0- 0	0- 0	0- 0				

RPI 1-25				RPI 26-50				RPI 51-100				RPI 101+ Team's RPI : 264			
RPI	S	Opponent	Score	RPI	S	Opponent	Score	RPI	S	Opponent	Score	RPI	S	Opponent	Score
												135	H	Mt. St. Mary's	62 69
												153	A	Drexel	48 65
												170	H	Morehead St.	69 84
												189	A	Florida	60 58
												210	A	Furman	57 70
												216	A	Del aware	45 69
												236	H	Davi dson	54 49
												247	A	Wofford	53 59
LAST 12 Division I GAMES:															
				153	A	Drexel	48 65	216	A	Del aware	45 69				
				210	A	Furman	57 70	189	A	Fl ori da	60 58				
				135	H	Mt. St. Mary's	62 69								
				247	A	Wofford	53 59								
				236	H	Davi dson	54 49								
				170	H	Morehead St.	69 84								

Non-Div I Games: Pfeiffer 82 46 Warren Wilson 100 37

Gardner-Webb

Average RPI	Win:	243	WON-LOST	WINNING	LAST 10	STRENGTH OF	OPP. STRENGTH	TEAM	ADJ.	CONF.	ADJ CONF.
Average RPI	Loss:	129	RECORD	PCT. RANK	GAMES	SCHEDULE	OF SCHEDULE	RPI	RPI	RPI	RPI
DIV. I ONLY		6- 4		122	1- 0	298	129	161	161	16	16
DIV. I NON-CONF.		6- 4		122	1- 0	298	129	161	161	16	16

TOTALS	RPI 1-25		RPI 26-50		W-L RECORDS	RPI 51-100		RPI 101-150		RPI 150+	
6- 4	0- 0		0- 0		OVERALL	0- 2		0- 0		6- 2	
3- 0	0- 0		0- 0		HOME	0- 0		0- 0		3- 0	
3- 4	0- 0		0- 0		AWAY	0- 2		0- 0		3- 2	
0- 0	0- 0		0- 0		NEUTRAL	0- 0		0- 0		0- 0	
6- 4	0- 0		0- 0		NON-CONFERENCE	0- 2		0- 0		6- 2	
3- 0	0- 0		0- 0		HOME	0- 0		0- 0		3- 0	
3- 4	0- 0		0- 0		AWAY	0- 2		0- 0		3- 2	
0- 0	0- 0		0- 0		NEUTRAL	0- 0		0- 0		0- 0	
0- 0	0- 0		0- 0		CONFERENCE	0- 0		0- 0		0- 0	
0- 0	0- 0		0- 0		HOME	0- 0		0- 0		0- 0	
0- 0	0- 0		0- 0		AWAY	0- 0		0- 0		0- 0	
0- 0	0- 0		0- 0		NEUTRAL	0- 0		0- 0		0- 0	

RPI 1-25				RPI 26-50				RPI 51-100				RPI 101+				Team's RPI: 161	
RPI	S	Opponent	Score	RPI	S	Opponent	Score	RPI	S	Opponent	Score	RPI	S	Opponent	Score		
								66	A	Washi ngton	52	81	151	A	Ameri can	71	86
								76	A	Kansas	56	77	163	A	UMKC	91	84
													184	A	Ai r Force	78	71
													216	H	Del aware	72	46
													224	A	Howard	59	73
													254	A	Eastern Ky.	91	75
													320	H	Col gate	64	61
													323	H	Loyol a Maryl and	70	38

LAST 12 Di vi si on I GAMES:																	
				76	A	Kansas	56	77	254	A	Eastern Ky.	91	75				
				320	H	Col gate	64	61	216	H	Del aware	72	46				
				151	A	Ameri can	71	86	66	A	Washi ngton	52	81				
				184	A	Ai r Force	78	71	224	A	Howard	59	73				
				323	H	Loyol a Maryl and	70	38	163	A	UMKC	91	84				

Non-Div I Games:

George Mason

Average RPI Win: 158		WON-LOST	WINNING	LAST 10	STRENGTH OF		OPP. STRENGTH	TEAM	ADJ.	CONF.	ADJ CONF.
Average RPI Loss: 99		RECORD	PCT. RANK	GAMES	SCHEDULE		OF SCHEDULE	RPI	RPI	RPI	RPI
DIV. I ONLY		2- 8	285	0- 1	30		148	215	215	16	16
DIV. I NON-CONF.		2- 8	285	0- 1	30		148	215	215	16	16

TOTALS		RPI 1-25		RPI 26-50	W-L RECORDS		RPI 51-100	RPI 101-150		RPI 150+	
2- 8		0- 1		0- 2	OVERALL		0- 2	1- 1		1- 2	
2- 3		0- 0		0- 2	HOME		0- 0	1- 0		1- 1	
0- 3		0- 0		0- 0	AWAY		0- 1	0- 1		0- 1	
0- 2		0- 1		0- 0	NEUTRAL		0- 1	0- 0		0- 0	
2- 8		0- 1		0- 2	NON-CONFERENCE		0- 2	1- 1		1- 2	
2- 3		0- 0		0- 2	HOME		0- 0	1- 0		1- 1	
0- 3		0- 0		0- 0	AWAY		0- 1	0- 1		0- 1	
0- 2		0- 1		0- 0	NEUTRAL		0- 1	0- 0		0- 0	
0- 0		0- 0		0- 0	CONFERENCE		0- 0	0- 0		0- 0	
0- 0		0- 0		0- 0	HOME		0- 0	0- 0		0- 0	
0- 0		0- 0		0- 0	AWAY		0- 0	0- 0		0- 0	
0- 0		0- 0		0- 0	NEUTRAL		0- 0	0- 0		0- 0	

RPI 1-25				RPI 26-50				RPI 51-100				RPI 101+ Team's RPI: 215			
RPI	S	Opponent	Score	RPI	S	Opponent	Score	RPI	S	Opponent	Score	RPI	S	Opponent	Score
3	N	NC State	61 69	33	H	Villanova	45 60	75	N	Georgia Tech	55 70	119	A	James Madison	37 50
				43	H	Maryland	30 69	85	A	South Fla.	30 63	125	H	Princeton	64 49
												183	H	Monmouth	51 55
												191	H	Towson	76 63
												249	A	Iona	43 52

LAST 12 Division I GAMES:															
				85	A	South Fla.	30 63	33	H	Villanova	45 60				
				43	H	Maryland	30 69	183	H	Monmouth	51 55				
				125	H	Princeton	64 49	191	H	Towson	76 63				
				119	A	James Madison	37 50	3	N	NC State	61 69				
								75	N	Georgia Tech	55 70				
								249	A	Iona	43 52				

Non-Div I Games:

George Washington

Average RPI Win: 237

Average RPI Loss: 45

WON-LOST
RECORDWINNING
PCT. RANKLAST 10
GAMESSTRENGTH OF
SCHEDULEOPP. STRENGTH
OF SCHEDULETEAM
RPIADJ.
RPICONF.
RPIADJ CONF.
RPIDIV. I ONLY
DIV. I NON-CONF.6- 4
6- 4122
1220- 1
0- 1169
169136
136138
138138
1385
55
5

TOTALS

RPI 1-25

RPI 26-50

W-L RECORDS

RPI 51-100

RPI 101-150

RPI 150+

6- 4
5- 0
0- 3
1- 10- 0
0- 0
0- 0
0- 00- 3
0- 0
0- 2
0- 1OVERALL
HOME
AWAY
NEUTRAL1- 1
1- 0
0- 1
0- 00- 0
0- 0
0- 0
0- 05- 0
4- 0
0- 0
1- 06- 4
5- 0
0- 3
1- 10- 0
0- 0
0- 0
0- 00- 3
0- 0
0- 2
0- 1NON-CONFERENCE
HOME
AWAY
NEUTRAL1- 1
1- 0
0- 1
0- 00- 0
0- 0
0- 0
0- 05- 0
4- 0
0- 0
1- 00- 0
0- 0
0- 0
0- 00- 0
0- 0
0- 0
0- 00- 0
0- 0
0- 0
0- 0CONFERENCE
HOME
AWAY
NEUTRAL0- 0
0- 0
0- 0
0- 00- 0
0- 0
0- 0
0- 00- 0
0- 0
0- 0
0- 0

RPI 1-25

RPI 26-50




RPI 51-100




RPI 101+



Team's RPI: 138

RPI S Opponent Score

RPI S Opponent Score


29   UCLA 69  80

33   Villanova 56  62


43 N  Maryland 51  58

RPI S Opponent Score

75   Georgia Tech 53  63


94   Mercer 67 60



RPI S Opponent Score

194   Winthrop 85 39






210   Furman 61 38






245   St. Bonaventure 67 40






331 N   Morgan St. 60 33





346   Charleston So. 83 75





LAST 12 Division I GAMES:

33   Villanova 56  62 331 N   Morgan St. 60 33

210   Furman 61 38 75   Georgia Tech 53  63

346   Charleston So. 83 75 29   UCLA 69  80

94   Mercer 67 60 194   Winthrop 85 39

43 N  Maryland 51  58 245   St. Bonaventure 67 40

Non-Div I Games:

Georgia

Average RPI Win: 287

Average RPI Loss: 114

WON-LOST
RECORDWINNING
PCT. RANKLAST 10
GAMESSTRENGTH OF
SCHEDULEOPP. STRENGTH
OF SCHEDULETEAM
RPIADJ.
RPICONF.
RPIADJ CONF.
RPIDIV. I ONLY
DIV. I NON-CONF.4- 4
4- 4161
1610- 1
0- 1245
245221
221199
199199
19919
1919
19

TOTALS

RPI 1-25

RPI 26-50

W-L RECORDS

RPI 51-100

RPI 101-150

RPI 150+

4- 4

0- 0

0- 0

OVERALL

0- 2

0- 1

4- 1

2- 1

0- 0

0- 0

HOME

0- 1

0- 0

2- 0

2- 3

0- 0

0- 0

AWAY

0- 1

0- 1

2- 1

0- 0

0- 0

0- 0

NEUTRAL

0- 0

0- 0

0- 0

4- 4

0- 0

0- 0

NON-CONFERENCE

0- 2

0- 1

4- 1

2- 1

0- 0

0- 0

HOME

0- 1

0- 0

2- 0

2- 3

0- 0

0- 0

AWAY

0- 1

0- 1

2- 1

0- 0

0- 0

0- 0

NEUTRAL

0- 0

0- 0

0- 0

0- 0

0- 0

0- 0

CONFERENCE

0- 0

0- 0

0- 0

0- 0

0- 0

0- 0

HOME

0- 0

0- 0

0- 0

0- 0

0- 0

0- 0

AWAY

0- 0

0- 0

0- 0

0- 0

0- 0

0- 0

NEUTRAL

0- 0

0- 0

0- 0

RPI 1-25

RPI 26-50

RPI 51-100

RPI 101+

Team's RPI: 199

RPI S Opponent Score

RPI S Opponent Score

RPI S Opponent Score

RPI S Opponent Score

56 A Middle Tenn. 54 69
75 H Georgia Tech 71 78133 A Rice 49 66
190 A Jacksonville St. 56 61
233 H Kennesaw St. 79 73
267 A Fla. Atlantic 75 59
316 A FIU 67 61
330 H UNC Greensboro 70 63

LAST 12 Division I GAMES:

233 H Kennesaw St. 79 73
75 H Georgia Tech 71 78
56 A Middle Tenn. 54 69
133 A Rice 49 66
316 A FIU 67 61
267 A Fla. Atlantic 75 59
190 A Jacksonville St. 56 61
330 H UNC Greensboro 70 63

Non-Div I Games:

Georgia St.

Average RPI	Win: 192	WON-LOST	WINNING	LAST 10	STRENGTH OF	OPP. STRENGTH	TEAM	ADJ.	CONF.	ADJ CONF.
Average RPI	Loss: 86	RECORD	PCT. RANK	GAMES	SCHEDULE	OF SCHEDULE	RPI	RPI	RPI	RPI
DIV. I ONLY	8- 2	46	1- 0	261	44	75	75	1	1	
DIV. I NON-CONF.	8- 2	46	1- 0	261	44	75	75	1	1	

TOTALS	RPI 1-25	RPI 26-50	W-L RECORDS	RPI 51-100	RPI 101-150	RPI 150+				
8- 2	0- 0	0- 1	OVERALL	1- 0	1- 1	6- 0				
5- 0	0- 0	0- 0	HOME	0- 0	1- 0	4- 0				
1- 2	0- 0	0- 1	AWAY	0- 0	0- 1	1- 0				
2- 0	0- 0	0- 0	NEUTRAL	1- 0	0- 0	1- 0				
8- 2	0- 0	0- 1	NON-CONFERENCE	1- 0	1- 1	6- 0				
5- 0	0- 0	0- 0	HOME	0- 0	1- 0	4- 0				
1- 2	0- 0	0- 1	AWAY	0- 0	0- 1	1- 0				
2- 0	0- 0	0- 0	NEUTRAL	1- 0	0- 0	1- 0				
0- 0	0- 0	0- 0	CONFERENCE	0- 0	0- 0	0- 0				
0- 0	0- 0	0- 0	HOME	0- 0	0- 0	0- 0				
0- 0	0- 0	0- 0	AWAY	0- 0	0- 0	0- 0				
0- 0	0- 0	0- 0	NEUTRAL	0- 0	0- 0	0- 0				

RPI	S	Opponent	Score	RPI	S	Opponent	Score	RPI	S	Opponent	Score	RPI	S	Opponent	Score
				43	A	Maryland	54 67					129	A	Houston	89 95
								59	N	Idaho St.	74 51	138	H	Georgia	63 53
												157	H	Appalachian St.	71 53
												199	A	Georgia St.	78 71
												215	N	George Washington	70 55
												225	H	Alabama St.	69 42
												233	H	Kennesaw St.	60 35
												313	H	Western Caro.	84 49
LAST 12 Division I GAMES:															
215	N	George Washington	70 55	233	H	Kennesaw St.	60 35								
138	H	Georgia	63 53	225	H	Alabama St.	69 42								
313	H	Western Caro.	84 49	199	A	Georgia St.	78 71								
157	H	Appalachian St.	71 53	43	A	Maryland	54 67								
129	A	Houston	89 95	59	N	Idaho St.	74 51								

Non-Div I Games:

Georgia Tech

Average RPI Loss: 1

DIV. I ONLY	10- 1	15	1- 0	189	1	20	20	7	7
DIV. I NON-CONF.	10- 1	15	1- 0	189	1	20	20	7	7
TOTALS	RPI 1-25	RPI 26-50	W-L RECORDS	RPI 51-100	RPI 101-150	RPI 150+			
10- 1	1- 1	0- 0	OVERALL	3- 0	1- 0	5- 0			
5- 0	1- 0	0- 0	HOME	2- 0	1- 0	1- 0			
3- 0	0- 0	0- 0	AWAY	0- 0	0- 0	3- 0			
2- 1	0- 1	0- 0	NEUTRAL	1- 0	0- 0	1- 0			
10- 1	1- 1	0- 0	NON-CONFERENCE	3- 0	1- 0	5- 0			
5- 0	1- 0	0- 0	HOME	2- 0	1- 0	1- 0			
3- 0	0- 0	0- 0	AWAY	0- 0	0- 0	3- 0			
2- 1	0- 1	0- 0	NEUTRAL	1- 0	0- 0	1- 0			
0- 0	0- 0	0- 0	CONFERENCE	0- 0	0- 0	0- 0			
0- 0	0- 0	0- 0	HOME	0- 0	0- 0	0- 0			
0- 0	0- 0	0- 0	AWAY	0- 0	0- 0	0- 0			
0- 0	0- 0	0- 0	NEUTRAL	0- 0	0- 0	0- 0			

RPI 1-25				Team's RPI: 20				RPI 26-50				RPI 51-100				RPI 101+			
RPI	S	Opponent	Score	RPI	S	Opponent	Score	RPI	S	Opponent	Score	RPI	S	Opponent	Score	RPI	S	Opponent	Score
1	N	Notre Dame	65 81									59	H	Idaho St.	70 51	139	H	Colorado St.	50 39
7	H	Stanford	79 73									63	N	Rutgers	57 40	176	H	Washington St.	76 53
												80	H	Montana	76 52	197	N	Western Ky.	76 55
																221	A	UNLV	70 59
																226	A	Missouri St.	70 67
																265	A	Eastern Wash.	63 51
LAST 12 Division I GAMES:																			
				197	N	Western Ky.	76 55					63	N	Rutgers	57 40				
				221	A	UNLV	70 59					226	A	Missouri St.	70 67				
				59	H	Idaho St.	70 51					176	H	Washington St.	76 53				
				265	A	Eastern Wash.	63 51					7	H	Stanford	79 73				
				80	H	Montana	76 52					139	H	Colorado St.	50 39				
												1	N	Notre Dame	65 81				

Gonzaga

Average RPI	Win: 336	WON-LOST	WINNING	LAST 10	STRENGTH OF	OPP. STRENGTH	TEAM	ADJ.	CONF.	ADJ CONF.
Average RPI	Loss: 140	RECORD	PCT. RANK	GAMES	SCHEDULE	OF SCHEDULE	RPI	RPI	RPI	RPI
DIV. I ONLY	1- 7	309	0- 1	47	297	240	240	28	28	
DIV. I NON-CONF.	1- 7	309	0- 1	47	297	240	240	28	28	

TOTALS	RPI 1-25	RPI 26-50	W-L RECORDS	RPI 51-100	RPI 101-150	RPI 150+				
1- 7	0- 0	0- 1	OVERALL	0- 2	0- 1	1- 3				
1- 0	0- 0	0- 0	HOME	0- 0	0- 0	1- 0				
0- 7	0- 0	0- 1	AWAY	0- 2	0- 1	0- 3				
0- 0	0- 0	0- 0	NEUTRAL	0- 0	0- 0	0- 0				
1- 7	0- 0	0- 1	NON-CONFERENCE	0- 2	0- 1	1- 3				
1- 0	0- 0	0- 0	HOME	0- 0	0- 0	1- 0				
0- 7	0- 0	0- 1	AWAY	0- 2	0- 1	0- 3				
0- 0	0- 0	0- 0	NEUTRAL	0- 0	0- 0	0- 0				
0- 0	0- 0	0- 0	CONFERENCE	0- 0	0- 0	0- 0				
0- 0	0- 0	0- 0	HOME	0- 0	0- 0	0- 0				
0- 0	0- 0	0- 0	AWAY	0- 0	0- 0	0- 0				
0- 0	0- 0	0- 0	NEUTRAL	0- 0	0- 0	0- 0				

RPI 1-25				RPI 26-50				RPI 51-100				RPI 101+				Team's RPI: 240
RPI	S	Opponent	Score	RPI	S	Opponent	Score	RPI	S	Opponent	Score	RPI	S	Opponent	Score	
				35	A	Auburn	48 97	76	A	Kansas	45 76	113	A	Alabama	55 73	
								85	A	South Fla.	50 67	154	A	UT Arlington	54 78	
												243	A	Wichita St.	61 70	
												273	A	Southern Miss.	47 68	
												336	H	McNeese	75 51	
LAST 12 Division I GAMES:																
				85	A	South Fla.	50 67	76	A	Kansas	45 76					
				243	A	Wichita St.	61 70	113	A	Alabama	55 73					
								154	A	UT Arlington	54 78					
								273	A	Southern Miss.	47 68					
								336	H	McNeese	75 51					
								35	A	Auburn	48 97					

Non-Div I Games:

Grambling

Grand Canyon

Through Games Of Dec. 18, 2018

Average RPI Win: 323		WON-LOST	WINNING	LAST 10	STRENGTH OF	OPP. STRENGTH	TEAM	ADJ.	CONF.	ADJ CONF.
Average RPI Loss: 180		RECORD	PCT. RANK	GAMES	SCHEDULE	OF SCHEDULE	RPI	RPI	RPI	RPI
DIV. I ONLY		2- 7	275	0- 1	327	217	345	345	30	30
DIV. I NON-CONF.		2- 7	275	0- 1	327	217	345	345	30	30

TOTALS		RPI 1-25		RPI 26-50	W-L RECORDS		RPI 51-100	RPI 101-150	RPI 150+	
2- 7	0- 0			0- 0	OVERALL		0- 1	0- 2	2- 4	
2- 3	0- 0			0- 0	HOME		0- 1	0- 2	2- 0	
0- 4	0- 0			0- 0	AWAY		0- 0	0- 0	0- 4	
0- 0	0- 0			0- 0	NEUTRAL		0- 0	0- 0	0- 0	
2- 7	0- 0			0- 0	NON-CONFERENCE		0- 1	0- 2	2- 4	
2- 3	0- 0			0- 0	HOME		0- 1	0- 2	2- 0	
0- 4	0- 0			0- 0	AWAY		0- 0	0- 0	0- 4	
0- 0	0- 0			0- 0	NEUTRAL		0- 0	0- 0	0- 0	
0- 0	0- 0			0- 0	CONFERENCE		0- 0	0- 0	0- 0	
0- 0	0- 0			0- 0	HOME		0- 0	0- 0	0- 0	
0- 0	0- 0			0- 0	AWAY		0- 0	0- 0	0- 0	
0- 0	0- 0			0- 0	NEUTRAL		0- 0	0- 0	0- 0	

RPI 1-25				RPI 26-50				RPI 51-100				RPI 101+ Team's RPI: 345			
RPI	S	Opponent	Score	RPI	S	Opponent	Score	RPI	S	Opponent	Score	RPI	S	Opponent	Score
								80	H	Montana	47 69	106	H	Indiana St.	81 88
												145	H	Portland St.	55 60
												188	A	East Carolina	47 59
												193	A	UNCW	55 77
												271	A	Long Beach St.	50 57
												276	A	UC Santa Barbara	55 66
												296	H	Incarate Word	74 63
												350	H	LIU Brooklyn	65 62

LAST 12 Division I GAMES:															
271	A	Long Beach St.	50 57	193	A	UNCW	55 77								
145	H	Portland St.	55 60	188	A	East Carolina	47 59								
80	H	Montana	47 69	296	H	Incarate Word	74 63								
276	A	UC Santa Barbara	55 66												
350	H	LIU Brooklyn	65 62												
106	H	Indiana St.	81 88												

Non-Div I Games:

Grand Canyon

■ Loss,
 ■ Non-Conf,
 ■ S Site,
 ■ H Home
 ■ A Away
 N Neutral

Average RPI Win: 95		WON-LOST	WINNING	LAST 10	STRENGTH OF		OPP. STRENGTH	TEAM	ADJ.	CONF.	ADJ CONF.
Loss: 38		RECORD	PCT. RANK	GAMES	SCHEDULE		OF SCHEDULE	RPI	RPI	RPI	RPI
DIV. I ONLY		4- 5	189	0- 0	6		48	30	30	13	13
DIV. I NON-CONF.		4- 5	189	0- 0	6		48	30	30	13	13
TOTALS		RPI 1-25	RPI 26-50	W-L RECORDS		RPI 51-100	RPI 101-150	RPI 150+			
4- 5	0- 3	1- 1		OVERALL		1- 1	2- 0	0- 0			
3- 1	0- 0	1- 0		HOME		0- 1	2- 0	0- 0			
1- 4	0- 3	0- 1		AWAY		1- 0	0- 0	0- 0			
0- 0	0- 0	0- 0		NEUTRAL		0- 0	0- 0	0- 0			
4- 5	0- 3	1- 1		NON-CONFERENCE		1- 1	2- 0	0- 0			
3- 1	0- 0	1- 0		HOME		0- 1	2- 0	0- 0			
1- 4	0- 3	0- 1		AWAY		1- 0	0- 0	0- 0			
0- 0	0- 0	0- 0		NEUTRAL		0- 0	0- 0	0- 0			
0- 0	0- 0	0- 0		CONFERENCE		0- 0	0- 0	0- 0			
0- 0	0- 0	0- 0		HOME		0- 0	0- 0	0- 0			
0- 0	0- 0	0- 0		AWAY		0- 0	0- 0	0- 0			
0- 0	0- 0	0- 0		NEUTRAL		0- 0	0- 0	0- 0			

[illegible]

Non-Div I Games:	Wis.-Parkside	81	32
------------------	---------------	----	----

Green Bay

■ Loss, ■ Non-Conf, S Site, H Home A Away N Neutral

Average RPI Win: 213

Average RPI Loss: 111

WON-LOST
RECORDWINNING
PCT. RANKLAST 10
GAMESSTRENGTH OF
SCHEDULEOPP. STRENGTH
OF SCHEDULETEAM
RPIADJ.
RPICONF.
RPIADJ CONF.
RPIDIV. I ONLY
DIV. I NON-CONF.3- 3
3- 3161
1610- 0
0- 0209
20953
53195
195195
19529
2929
29

TOTALS

RPI 1-25

RPI 26-50

W-L RECORDS

RPI 51-100

RPI 101-150

RPI 150+

3- 3 0- 1
2- 2 0- 0
1- 1 0- 1
0- 0 0- 00- 0
0- 0
0- 0
0- 0OVERALL
HOME
AWAY
NEUTRAL0- 0
0- 0
0- 0
0- 01- 1
1- 1
0- 0
0- 02- 1
1- 1
1- 0
0- 03- 3 0- 1
2- 2 0- 0
1- 1 0- 1
0- 0 0- 00- 0
0- 0
0- 0
0- 0NON-CONFERENCE
HOME
AWAY
NEUTRAL0- 0
0- 0
0- 0
0- 01- 1
1- 1
0- 0
0- 02- 1
1- 1
1- 0
0- 00- 0 0- 0
0- 0 0- 0
0- 0 0- 0
0- 0 0- 00- 0
0- 0
0- 0
0- 0CONFERENCE
HOME
AWAY
NEUTRAL0- 0
0- 0
0- 0
0- 00- 0
0- 0
0- 0
0- 00- 0
0- 0
0- 0
0- 0

RPI 1-25

RPI 26-50

RPI 51-100

RPI 101+

Team's RPI: 195

RPI S Opponent Score
3 A NC State 51 83

RPI S Opponent Score

RPI S Opponent Score

RPI S Opponent Score
119 H James Madison 72 65
128 H Chattanooga 50 58
201 H Elon 62 77
253 H Samford 64 57
267 A Fla. Atlantic 72 68

LAST 12 Division I GAMES:

3 A NC State 51 83
201 H Elon 62 77
253 H Samford 64 57
119 H James Madison 72 65
128 H Chattanooga 50 58
267 A Fla. Atlantic 72 68

Hampton

Hampton

Non-Div I Games: Mid-Atlantic Christ. 115 48

Hampton

Average RPI	Win: 217	WON-LOST	WINNING	LAST 10	STRENGTH OF	OPP. STRENGTH	TEAM	ADJ.	CONF.	ADJ CONF.
Average RPI	Loss: 45	RECORD	PCT. RANK	GAMES	SCHEDULE	OF SCHEDULE	RPI	RPI	RPI	RPI
DIV. I ONLY	5- 6	184	0- 1	46	130	114	114	23	23	
DIV. I NON-CONF.	5- 6	184	0- 1	46	130	114	114	23	23	

TOTALS	RPI 1-25	RPI 26-50	W-L RECORDS	RPI 51-100	RPI 101-150	RPI 150+				
5- 6	0- 2	0- 3	OVERALL	0- 0	1- 1	4- 0				
4- 1	0- 0	0- 1	HOME	0- 0	0- 0	4- 0				
1- 3	0- 1	0- 2	AWAY	0- 0	1- 0	0- 0				
0- 2	0- 1	0- 0	NEUTRAL	0- 0	0- 1	0- 0				
5- 6	0- 2	0- 3	NON-CONFERENCE	0- 0	1- 1	4- 0				
4- 1	0- 0	0- 1	HOME	0- 0	0- 0	4- 0				
1- 3	0- 1	0- 2	AWAY	0- 0	1- 0	0- 0				
0- 2	0- 1	0- 0	NEUTRAL	0- 0	0- 1	0- 0				
0- 0	0- 0	0- 0	CONFERENCE	0- 0	0- 0	0- 0				
0- 0	0- 0	0- 0	HOME	0- 0	0- 0	0- 0				
0- 0	0- 0	0- 0	AWAY	0- 0	0- 0	0- 0				
0- 0	0- 0	0- 0	NEUTRAL	0- 0	0- 0	0- 0				

RPI 1-25				RPI 26-50				RPI 51-100				RPI 101+ Team's RPI: 114			
RPI	S	Opponent	Score	RPI	S	Opponent	Score	RPI	S	Opponent	Score	RPI	S	Opponent	Score
9	N	Louisville	69 86	27	A	Miami (FL)	62 75					148	A	Rhode Island	65 51
23	A	New Mexico	65 72	28	H	Michigan St.	66 74					149	N	Southern Ill.	50 72
				33	A	Villanova	41 59					155	H	Harvard	73 60
												167	H	William & Mary	50 45
												284	H	Bryant	67 57
												331	H	Morgan St.	80 59

LAST 12 Division I GAMES:															
23	A	New Mexico	65 72	9	N	Louisville	69 86								
27	A	Miami (FL)	62 75	149	N	Southern Ill.	50 72								
28	H	Michigan St.	66 74	155	H	Harvard	73 60								
148	A	Rhode Island	65 51	331	H	Morgan St.	80 59								
284	H	Bryant	67 57	33	A	Villanova	41 59								
167	H	William & Mary	50 45												

Non-Div I Games:

Hartford

Average RPI	Win: 219	WON-LOST RECORD	WINNING PCT. RANK	LAST 10 GAMES	STRENGTH OF SCHEDULE	OPP. STRENGTH OF SCHEDULE	TEAM RPI	ADJ. RPI	CONF. RPI	ADJ CONF. RPI
Average RPI	Loss: 61									
DIV. I ONLY		4- 6	211	1- 0	136	14	155	155	17	17
DIV. I NON-CONF.		4- 6	211	1- 0	136	14	155	155	17	17

TOTALS	RPI 1-25		RPI 26-50		W-L RECORDS		RPI 51-100		RPI 101-150	RPI 150+
4- 6	0- 1		0- 1		OVERALL		0- 3		1- 1	3- 0
1- 3	0- 0		0- 1		HOME		0- 2		0- 0	1- 0
2- 3	0- 1		0- 0		AWAY		0- 1		1- 1	1- 0
1- 0	0- 0		0- 0		NEUTRAL		0- 0		0- 0	1- 0
4- 6	0- 1		0- 1		NON-CONFERENCE		0- 3		1- 1	3- 0
1- 3	0- 0		0- 1		HOME		0- 2		0- 0	1- 0
2- 3	0- 1		0- 0		AWAY		0- 1		1- 1	1- 0
1- 0	0- 0		0- 0		NEUTRAL		0- 0		0- 0	1- 0
0- 0	0- 0		0- 0		CONFERENCE		0- 0		0- 0	0- 0
0- 0	0- 0		0- 0		HOME		0- 0		0- 0	0- 0
0- 0	0- 0		0- 0		AWAY		0- 0		0- 0	0- 0
0- 0	0- 0		0- 0		NEUTRAL		0- 0		0- 0	0- 0

RPI 1-25				RPI 26-50				RPI 51-100				RPI 101+ Team's RPI: 155			
RPI	S	Opponent	Score	RPI	S	Opponent	Score	RPI	S	Opponent	Score	RPI	S	Opponent	Score
1	A	Notre Dame	58 103	37	H	Maine	60 67	53	H	Quinnipiac	67 72	114	A	Hartford	60 73
								63	H	Rutgers	49 60	124	A	CSUN	75 55
								96	A	Purdue	65 66	190	N	Jacksonville St.	69 62
												266	A	Siena	73 54
												294	H	La Salle	88 43
LAST 12 Division I GAMES:															
				63	H	Rutgers	49 60	124	A	CSUN	75 55				
				37	H	Maine	60 67	294	H	La Salle	88 43				
				53	H	Quinnipiac	67 72	96	A	Purdue	65 66				
				190	N	Jacksonville St.	69 62	1	A	Notre Dame	58 103				
				114	A	Hartford	60 73								
				266	A	Siena	73 54								

Non-Div I Games:

Harvard

Average RPI Win: 239

Average RPI Loss: 113

WON-LOST
RECORDWINNING
PCT. RANKLAST 10
GAMESSTRENGTH OF
SCHEDULEOPP. STRENGTH
OF SCHEDULETEAM
RPIADJ.
RPICONF.
RPIADJ CONF.
RPIDIV. I ONLY
DIV. I NON-CONF.2- 7
2- 7275
2750- 0
0- 0149
149112
112278
278278
27820
2020
20

TOTALS

RPI 1-25

RPI 26-50

W-L RECORDS

RPI 51-100

RPI 101-150

RPI 150+

2- 7

0- 1

0- 0

OVERALL

0- 2

0- 1

2- 3

2- 5

0- 1

0- 0

HOME

0- 2

0- 1

2- 1

0- 2

0- 0

0- 0

AWAY

0- 0

0- 0

0- 2

0- 0

0- 0

0- 0

NEUTRAL

0- 0

0- 0

0- 0

2- 7

0- 1

0- 0

NON-CONFERENCE

0- 2

0- 1

2- 3

2- 5

0- 1

0- 0

HOME

0- 2

0- 1

2- 1

0- 2

0- 0

0- 0

AWAY

0- 0

0- 0

0- 2

0- 0

0- 0

0- 0

NEUTRAL

0- 0

0- 0

0- 0

0- 0

0- 0

0- 0

CONFERENCE

0- 0

0- 0

0- 0

0- 0

0- 0

0- 0

HOME

0- 0

0- 0

0- 0

0- 0

0- 0

0- 0

AWAY

0- 0

0- 0

0- 0

0- 0

0- 0

0- 0

NEUTRAL

0- 0

0- 0

0- 0

RPI 1-25

RPI 26-50

RPI 51-100

RPI 101+

Team's RPI: 278

RPI	S	Opponent	Score
7	H	Stanford	59 81

RPI	S	Opponent	Score
-----	---	----------	-------

RPI	S	Opponent	Score
81	H	FGCU	67 73
82	H	Portland	65 72

RPI	S	Opponent	Score
140	H	Pepperdine	64 65
151	H	American	57 69
159	A	San Diego St.	57 58
173	A	San Diego	50 58
181	H	Idaho	69 61
297	H	Seattle U	67 51

LAST 12 Division I GAMES:

151	H	American	57 69	181	H	Idaho	69 61
297	H	Seattle U	67 51	7	H	Stanford	59 81
82	H	Portland	65 72	81	H	FGCU	67 73
173	A	San Diego	50 58				
159	A	San Diego St.	57 58				
140	H	Pepperdine	64 65				

Non-Div I Games: Hawai i Paci fic 66 51

Hawai i

Average RPI Win:	320	WON-LOST	WINNING	LAST 10	STRENGTH OF	OPP. STRENGTH	TEAM	ADJ.	CONF.	ADJ CONF.
Average RPI Loss:	123	RECORD	PCT. RANK	GAMES	SCHEDULE	OF SCHEDULE	RPI	RPI	RPI	RPI
DIV. I ONLY	3- 4	204	1- 0	159	310	222	222	29	29	
DIV. I NON-CONF.	3- 4	204	1- 0	159	310	222	222	29	29	

TOTALS	RPI 1-25	RPI 26-50	W-L RECORDS	RPI 51-100	RPI 101-150	RPI 150+				
3- 4	0- 1	0- 0	OVERALL	0- 0	0- 2	3- 1				
3- 0	0- 0	0- 0	HOME	0- 0	0- 0	3- 0				
0- 4	0- 1	0- 0	AWAY	0- 0	0- 2	0- 1				
0- 0	0- 0	0- 0	NEUTRAL	0- 0	0- 0	0- 0				
3- 4	0- 1	0- 0	NON-CONFERENCE	0- 0	0- 2	3- 1				
3- 0	0- 0	0- 0	HOME	0- 0	0- 0	3- 0				
0- 4	0- 1	0- 0	AWAY	0- 0	0- 2	0- 1				
0- 0	0- 0	0- 0	NEUTRAL	0- 0	0- 0	0- 0				
0- 0	0- 0	0- 0	CONFERENCE	0- 0	0- 0	0- 0				
0- 0	0- 0	0- 0	HOME	0- 0	0- 0	0- 0				
0- 0	0- 0	0- 0	AWAY	0- 0	0- 0	0- 0				
0- 0	0- 0	0- 0	NEUTRAL	0- 0	0- 0	0- 0				

RPI 1-25				RPI 26-50				RPI 51-100				RPI 101+				Team's RPI: 222
RPI	S	Opponent	Score	RPI	S	Opponent	Score	RPI	S	Opponent	Score	RPI	S	Opponent	Score	
17	A	Kentucky	49 71									103	A	Clemson	64 83	
												134	A	Miami (OH)	55 68	
												236	A	Davidson	62 71	
												292	H	Norfolk St.	83 51	
												330	H	UNC Greensboro	82 75	
												338	H	N.C. Central	80 69	
LAST 12 Division I GAMES:																
				338	H	N.C. Central	80 69	292	H	Norfolk St.	83 51					
								103	A	Clemson	64 83					
								330	H	UNC Greensboro	82 75					
								236	A	Davidson	62 71					
								134	A	Miami (OH)	55 68					
								17	A	Kentucky	49 71					

Non-Div I Games: Greensboro 102 50 Mars Hill 86 36

High Point

H
o
f
s
t
r
a

Hofstra				Through Games Of Dec. 18, 2018							
Average RPI	Win:	251	WON-LOST	WINNING	LAST 10	STRENGTH OF	OPP. STRENGTH	TEAM	ADJ.	CONF.	ADJ CONF.
Average RPI	Loss:	170	RECORD	PCT. RANK	GAMES	SCHEDULE	OF SCHEDULE	RPI	RPI	RPI	RPI
DIV. I ONLY		4- 6	211	1- 0	295	188	257	257	14	14	
DIV. I NON-CONF.		4- 6	211	1- 0	295	188	257	257	14	14	

TOTALS	RPI 1-25		RPI 26-50		W-L RECORDS	RPI 51-100		RPI 101-150		RPI 150+	
4- 6	0- 0		0- 0		OVERALL	0- 1		0- 2		4- 3	
1- 2	0- 0		0- 0		HOME	0- 0		0- 0		1- 2	
2- 2	0- 0		0- 0		AWAY	0- 0		0- 1		2- 1	
1- 2	0- 0		0- 0		NEUTRAL	0- 1		0- 1		1- 0	
4- 6	0- 0		0- 0		NON-CONFERENCE	0- 1		0- 2		4- 3	
1- 2	0- 0		0- 0		HOME	0- 0		0- 0		1- 2	
2- 2	0- 0		0- 0		AWAY	0- 0		0- 1		2- 1	
1- 2	0- 0		0- 0		NEUTRAL	0- 1		0- 1		1- 0	
0- 0	0- 0		0- 0		CONFERENCE	0- 0		0- 0		0- 0	
0- 0	0- 0		0- 0		HOME	0- 0		0- 0		0- 0	
0- 0	0- 0		0- 0		AWAY	0- 0		0- 0		0- 0	
0- 0	0- 0		0- 0		NEUTRAL	0- 0		0- 0		0- 0	

H
o
f
s
t
r
a

RPI 1-25				RPI 26-50				RPI 51-100				RPI 101+ Team's RPI: 257			
RPI	S	Opponent	Score	RPI	S	Opponent	Score	RPI	S	Opponent	Score	RPI	S	Opponent	Score
								92	N	Marist	57 71	108	N	Wright St.	64 93
												109	A	Stony Brook	49 77
												207	A	Holy Cross	66 72
												214	H	Sacred Heart	64 70
												238	N	Stetson	53 50
												245	A	St. Bonaventure	67 59
												249	H	Iona	74 49
												272	A	UMBC	45 42
												288	H	Col umbi a	63 65

LAST 12 Division I GAMES:															
272	A	UMBC	45 42	108	N	Wright St.	64 93								
207	A	Holy Cross	66 72	245	A	St. Bonaventure	67 59								
214	H	Sacred Heart	64 70	109	A	Stony Brook	49 77								
238	N	Stetson	53 50	288	H	Col umbi a	63 65								
92	N	Marist	57 71	249	H	Iona	74 49								

Non-Div I Games:

Hofstra

Average RPI Win:	258	WON-LOST	WINNING	LAST 10	STRENGTH OF	OPP. STRENGTH	TEAM	ADJ.	CONF.	ADJ CONF.
Average RPI Loss:	215	RECORD	PCT. RANK	GAMES	SCHEDULE	OF SCHEDULE	RPI	RPI	RPI	RPI
DIV. I ONLY	6- 3	95	0- 1	305	252	207	207	22	22	
DIV. I NON-CONF.	6- 3	95	0- 1	305	252	207	207	22	22	

TOTALS	RPI 1-25	RPI 26-50	W-L RECORDS	RPI 51-100	RPI 101-150	RPI 150+				
6- 3	0- 0	0- 0	OVERALL	0- 0	1- 1	5- 2				
4- 1	0- 0	0- 0	HOME	0- 0	1- 0	3- 1				
2- 2	0- 0	0- 0	AWAY	0- 0	0- 1	2- 1				
0- 0	0- 0	0- 0	NEUTRAL	0- 0	0- 0	0- 0				
6- 3	0- 0	0- 0	NON-CONFERENCE	0- 0	1- 1	5- 2				
4- 1	0- 0	0- 0	HOME	0- 0	1- 0	3- 1				
2- 2	0- 0	0- 0	AWAY	0- 0	0- 1	2- 1				
0- 0	0- 0	0- 0	NEUTRAL	0- 0	0- 0	0- 0				
0- 0	0- 0	0- 0	CONFERENCE	0- 0	0- 0	0- 0				
0- 0	0- 0	0- 0	HOME	0- 0	0- 0	0- 0				
0- 0	0- 0	0- 0	AWAY	0- 0	0- 0	0- 0				
0- 0	0- 0	0- 0	NEUTRAL	0- 0	0- 0	0- 0				

RPI 1-25				RPI 26-50				RPI 51-100				RPI 101+ Team's RPI : 207							
RPI	S	Opponent	Score	RPI	S	Opponent	Score	RPI	S	Opponent	Score	RPI	S	Opponent	Score				
												121	A	Boston College	63 89				
												148	H	Rhode Island	73 65				
												230	H	Rider	71 61				
												242	H	Brown	85 89				
												257	H	Hofstra	72 66				
												275	A	Vermont	65 40				
												281	A	New Hampshire	62 74				
												319	A	Albany (NY)	56 50				
												321	H	UMass Lowell	63 54				

LAST 12 Division I GAMES:																			
				257	H	Hofstra	72 66	281	A	New Hampshire	62 74								
				321	H	UMass Lowell	63 54	121	A	Boston College	63 89								
				275	A	Vermont	65 40	230	H	Rider	71 61								
				319	A	Albany (NY)	56 50												
				148	H	Rhode Island	73 65												
				242	H	Brown	85 89												

Non-Div I Games:

Holy Cross

Average RPI	Win:	239	WON-LOST	WINNING	LAST 10	STRENGTH OF	OPP. STRENGTH	TEAM	ADJ.	CONF.	ADJ CONF.
Average RPI	Loss:	72	RECORD	PCT. RANK	GAMES	SCHEDULE	OF SCHEDULE	RPI	RPI	RPI	RPI
DIV. I ONLY		4- 7	234	0- 1	42	168	129	129	8	8	
DIV. I NON-CONF.		4- 7	234	0- 1	42	168	129	129	8	8	

TOTALS	RPI 1-25		RPI 26-50		W-L RECORDS	RPI 51-100		RPI 101-150		RPI 150+	
4- 7	0- 2		0- 0		OVERALL	1- 3		0- 1		3- 1	
1- 4	0- 1		0- 0		HOME	1- 1		0- 1		0- 1	
3- 3	0- 1		0- 0		AWAY	0- 2		0- 0		3- 0	
0- 0	0- 0		0- 0		NEUTRAL	0- 0		0- 0		0- 0	
4- 7	0- 2		0- 0		NON-CONFERENCE	1- 3		0- 1		3- 1	
1- 4	0- 1		0- 0		HOME	1- 1		0- 1		0- 1	
3- 3	0- 1		0- 0		AWAY	0- 2		0- 0		3- 0	
0- 0	0- 0		0- 0		NEUTRAL	0- 0		0- 0		0- 0	
0- 0	0- 0		0- 0		CONFERENCE	0- 0		0- 0		0- 0	
0- 0	0- 0		0- 0		HOME	0- 0		0- 0		0- 0	
0- 0	0- 0		0- 0		AWAY	0- 0		0- 0		0- 0	
0- 0	0- 0		0- 0		NEUTRAL	0- 0		0- 0		0- 0	

RPI 1-25				RPI 26-50				RPI 51-100				RPI 101+ Team's RPI: 129			
RPI	S	Opponent	Score	RPI	S	Opponent	Score	RPI	S	Opponent	Score	RPI	S	Opponent	Score
6	A	Cal i forni a	79 80					52	H	Texas A&M	52 68	121	H	Boston Col lege	57 64
23	H	New Mexi co	84 89					68	A	Loui si ana Tech	88 100	154	H	UT Ar lington	61 65
								75	H	Georgi a Tech	95 89	288	A	Col umbi a	83 72
								81	A	FGCU	71 76	296	A	Incarnate Word	79 60
												298	A	ETSU	84 77
LAST 12 Division I GAMES:															
23	H	New Mexi co	84 89	154	H	UT Ar lington	61 65								
288	A	Col umbi a	83 72	52	H	Texas A&M	52 68								
121	H	Boston Col lege	57 64	298	A	ETSU	84 77								
296	A	Incarnate Word	79 60	81	A	FGCU	71 76								
68	A	Loui si ana Tech	88 100	6	A	Cal i forni a	79 80								
75	H	Georgi a Tech	95 89												

Non-Div I Games:

Houston

Average RPI	Win:	0	WON-LOST	WINNING	LAST 10	STRENGTH OF	OPP. STRENGTH	TEAM	ADJ.	CONF.	ADJ CONF.
Average RPI	Loss:	203	RECORD	PCT. RANK	GAMES	SCHEDULE	OF SCHEDULE	RPI	RPI	RPI	RPI
DIV. I ONLY		0- 5	330	0- 0	92	337	318	318	24	24	
DIV. I NON-CONF.		0- 5	330	0- 0	92	337	318	318	24	24	

TOTALS	RPI 1-25		RPI 26-50		W-L RECORDS	RPI 51-100	RPI 101-150		RPI 150+		
0- 5	0- 0		0- 0		OVERALL	0- 0	0- 1		0- 4		
0- 1	0- 0		0- 0		HOME	0- 0	0- 0		0- 1		
0- 4	0- 0		0- 0		AWAY	0- 0	0- 1		0- 3		
0- 0	0- 0		0- 0		NEUTRAL	0- 0	0- 0		0- 0		
0- 5	0- 0		0- 0		NON-CONFERENCE	0- 0	0- 1		0- 4		
0- 1	0- 0		0- 0		HOME	0- 0	0- 0		0- 1		
0- 4	0- 0		0- 0		AWAY	0- 0	0- 1		0- 3		
0- 0	0- 0		0- 0		NEUTRAL	0- 0	0- 0		0- 0		
0- 0	0- 0		0- 0		CONFERENCE	0- 0	0- 0		0- 0		
0- 0	0- 0		0- 0		HOME	0- 0	0- 0		0- 0		
0- 0	0- 0		0- 0		AWAY	0- 0	0- 0		0- 0		
0- 0	0- 0		0- 0		NEUTRAL	0- 0	0- 0		0- 0		

RPI 1-25				RPI 26-50				RPI 51-100				RPI 101+ Team's RPI: 318			
RPI	S	Opponent	Score	RPI	S	Opponent	Score	RPI	S	Opponent	Score	RPI	S	Opponent	Score
												131	A	Oklahoma St.	44 77
												152	H	Oral Roberts	56 74
												202	A	Texas Tech	76 82
												243	A	Wichita St.	50 68
												285	A	North Texas	75 100

LAST 12 Division I GAMES:															
								152	H	Oral Roberts	56 74				
								131	A	Oklahoma St.	44 77				
								285	A	North Texas	75 100				
								202	A	Texas Tech	76 82				
								243	A	Wichita St.	50 68				

Non-Div I Games: Howard Payne 93 60 Tex. A&M Int'l 81 48 McMurry 92 41 Southwest (NM) 100 57
Houston Baptist

Average RPI Win: 278
Average RPI Loss: 203

WON-LOST
RECORD

WINNING
PCT. RANK

LAST 10
GAMES

STRENGTH OF
SCHEDULE

OPP. STRENGTH
OF SCHEDULE

TEAM
RPI

ADJ.
RPI

CONF.
RPI

ADJ CONF.
RPI

DIV. I ONLY	7- 4	110	0- 1	317	282	224	224	32	32
DIV. I NON-CONF.	7- 4	110	0- 1	317	282	224	224	32	32
TOTALS	RPI 1-25	RPI 26-50	W-L RECORDS	RPI 51-100	RPI 101-150	RPI 150+			
7- 4	0- 0	0- 0	OVERALL	0- 1	0- 0	7- 3			
2- 2	0- 0	0- 0	HOME	0- 1	0- 0	2- 1			
5- 2	0- 0	0- 0	AWAY	0- 0	0- 0	5- 2			
0- 0	0- 0	0- 0	NEUTRAL	0- 0	0- 0	0- 0			
7- 4	0- 0	0- 0	NON-CONFERENCE	0- 1	0- 0	7- 3			
2- 2	0- 0	0- 0	HOME	0- 1	0- 0	2- 1			
5- 2	0- 0	0- 0	AWAY	0- 0	0- 0	5- 2			
0- 0	0- 0	0- 0	NEUTRAL	0- 0	0- 0	0- 0			
0- 0	0- 0	0- 0	CONFERENCE	0- 0	0- 0	0- 0			
0- 0	0- 0	0- 0	HOME	0- 0	0- 0	0- 0			
0- 0	0- 0	0- 0	AWAY	0- 0	0- 0	0- 0			
0- 0	0- 0	0- 0	NEUTRAL	0- 0	0- 0	0- 0			

RPI	S	Opponent	Score	RPI	S	Opponent	Score	RPI	S	Opponent	Score	RPI	S	Opponent	Score	Team's RPI: 224
94	H	Mercer	70 85	161	H	George Mason	73 59	167	A	William & Mary	75 88	209	A	Campbell	69 64	
				266	H	Siena	81 86	283	A	Richmond	60 67	291	A	Niagara	68 61	
				294	A	La Salle	57 54	316	A	FIU	89 62	333	H	NJIT	77 57	
				343	A	Fairleigh Dickinson	79 58									
LAST 12 Division I GAMES:																
94	H	Mercer	70 85	343	A	Fairleigh Dickinson	79 58	266	H	Siena	81 86	167	A	William & Mary	75 88	
316	A	FIU	89 62					333	H	NJIT	77 57					
209	A	Campbell	69 64	294	A	La Salle	57 54									
283	A	Richmond	60 67													
291	A	Niagara	68 61													
161	H	George Mason	73 59													

Howard

Howard

Non-Div I Games:

Howard

Average RPI Win:	153	WON-LOST	WINNING	LAST 10	STRENGTH OF	OPP. STRENGTH	TEAM	ADJ.	CONF.	ADJ CONF.
Average RPI Loss:	78	RECORD	PCT. RANK	GAMES	SCHEDULE	OF SCHEDULE	RPI	RPI	RPI	RPI
DIV. I ONLY	5- 4	141	0- 1	25	159	39	39	13	13	
DIV. I NON-CONF.	5- 4	141	0- 1	25	159	39	39	13	13	

TOTALS	RPI 1-25	RPI 26-50	W-L RECORDS	RPI 51-100	RPI 101-150	RPI 150+				
5- 4	0- 1	0- 0	OVERALL	2- 2	1- 1	2- 0				
1- 2	0- 0	0- 0	HOME	1- 2	0- 0	0- 0				
3- 2	0- 1	0- 0	AWAY	0- 0	1- 1	2- 0				
1- 0	0- 0	0- 0	NEUTRAL	1- 0	0- 0	0- 0				
5- 4	0- 1	0- 0	NON-CONFERENCE	2- 2	1- 1	2- 0				
1- 2	0- 0	0- 0	HOME	1- 2	0- 0	0- 0				
3- 2	0- 1	0- 0	AWAY	0- 0	1- 1	2- 0				
1- 0	0- 0	0- 0	NEUTRAL	1- 0	0- 0	0- 0				
0- 0	0- 0	0- 0	CONFERENCE	0- 0	0- 0	0- 0				
0- 0	0- 0	0- 0	HOME	0- 0	0- 0	0- 0				
0- 0	0- 0	0- 0	AWAY	0- 0	0- 0	0- 0				
0- 0	0- 0	0- 0	NEUTRAL	0- 0	0- 0	0- 0				

RPI 1-25				RPI 26-50				Team's RPI: 39				RPI 51-100				RPI 101+			
RPI	S	Opponent	Score	RPI	S	Opponent	Score					RPI	S	Opponent	Score	RPI	S	Opponent	Score
16	A	Iowa	58 72									64	H	UT Martin	73 72	106	A	Indiana St.	64 59
												72	H	Ohio	66 73	144	A	Wisconsin	64 65
												78	H	UNI	40 53	234	A	Ole Miss	66 58
												86	N	VCU	63 61	274	A	UTSA	58 50
LAST 12 Division I GAMES:																			
16	A	Iowa	58 72	72	H	Ohio	66 73												
106	A	Indiana St.	64 59	64	H	UT Martin	73 72												
78	H	UNI	40 53	234	A	Ole Miss	66 58												
86	N	VCU	63 61																
274	A	UTSA	58 50																
144	A	Wisconsin	64 65																

Non-Div I Games: Purdue Northwest 101 40

IUPUI

Average RPI Win: 188

Average RPI Loss: 141

WON-LOST
RECORDWINNING
PCT. RANKLAST 10
GAMESSTRENGTH OF
SCHEDULEOPP. STRENGTH
OF SCHEDULETEAM
RPIADJ.
RPICONF.
RPIADJ CONF.
RPIDIV. I ONLY
DIV. I NON-CONF.3- 5
3- 5226
2260- 1
0- 1151
151122
122181
181181
18111
1111
11

TOTALS

RPI 1-25

RPI 26-50

W-L RECORDS

RPI 51-100

RPI 101-150

RPI 150+

3- 5 0- 1
2- 0 0- 0
1- 4 0- 1
0- 1 0- 00- 0
0- 0
0- 0
0- 0OVERALL
HOME
AWAY
NEUTRAL0- 2
0- 0
0- 1
0- 11- 0
1- 0
0- 0
0- 02- 2
1- 0
1- 2
0- 03- 5 0- 1
2- 0 0- 0
1- 4 0- 1
0- 1 0- 00- 0
0- 0
0- 0
0- 0NON-CONFERENCE
HOME
AWAY
NEUTRAL0- 2
0- 0
0- 1
0- 11- 0
1- 0
0- 0
0- 02- 2
1- 0
1- 2
0- 00- 0 0- 0
0- 0 0- 0
0- 0 0- 0
0- 0 0- 00- 0
0- 0
0- 0
0- 0CONFERENCE
HOME
AWAY
NEUTRAL0- 0
0- 0
0- 0
0- 00- 0
0- 0
0- 0
0- 00- 0
0- 0
0- 0
0- 0

RPI 1-25

RPI 26-50

RPI 51-100

RPI 101+

Team's RPI: 181

RPI S Opponent Score
7 A Stanford 71 115

RPI S Opponent Score

RPI S Opponent Score
60 A Wyoming 61 64
90 N Boise St. 85 91RPI S Opponent Score
124 H CSUN 88 73
202 A Texas Tech 88 77
239 H San Francisco 70 63
271 A Long Beach St. 63 70
278 A Hawaii 61 69

LAST 12 Division I GAMES:

90 N Boise St.	85	91	60 A Wyoming	61	64
202 A Texas Tech	88	77	278 A Hawaii	61	69
7 A Stanford	71	115	239 H San Francisco	70	63
124 H CSUN	88	73	271 A Long Beach St.	63	70

Non-Div I Games:

Idaho

Average RPI Win: 234

Average RPI Loss: 74

WON-LOST
RECORDWINNING
PCT. RANKLAST 10
GAMESSTRENGTH OF
SCHEDULEOPP. STRENGTH
OF SCHEDULETEAM
RPIADJ.
RPICONF.
RPIADJ CONF.
RPIDIV. I ONLY
DIV. I NON-CONF.4- 4
4- 4161
1611- 0
1- 019
19307
30759
5959
5911
1111
11

TOTALS

RPI 1-25

RPI 26-50

W-L RECORDS

RPI 51-100

RPI 101-150

RPI 150+

4- 4 0- 1
2- 0 0- 0
1- 3 0- 1
1- 1 0- 00- 0
0- 0
0- 0
0- 0OVERALL
HOME
AWAY
NEUTRAL0- 2
0- 0
0- 1
0- 11- 1
1- 0
0- 1
0- 03- 0
1- 0
1- 0
1- 04- 4 0- 1
2- 0 0- 0
1- 3 0- 1
1- 1 0- 00- 0
0- 0
0- 0
0- 0NON-CONFERENCE
HOME
AWAY
NEUTRAL0- 2
0- 0
0- 1
0- 11- 1
1- 0
0- 1
0- 03- 0
1- 0
1- 0
1- 00- 0 0- 0
0- 0 0- 0
0- 0 0- 0
0- 0 0- 00- 0
0- 0
0- 0
0- 0CONFERENCE
HOME
AWAY
NEUTRAL0- 0
0- 0
0- 0
0- 00- 0
0- 0
0- 0
0- 00- 0
0- 0
0- 0
0- 0

RPI 1-25

RPI 26-50

RPI 51-100

Team's RPI: 59

RPI 101+

RPI S Opponent Score
20 A Gonzaga 51 70

RPI S Opponent Score

RPI S Opponent Score
75 N Georgi a Tech 51 74
97 A Utah 60 74RPI S Opponent Score
102 A Ari zona 46 71
140 H Pepperdi ne 65 63
233 N Kennesaw St. 60 49
277 H Utah Valley 80 68
286 A Cal i forn i a Bapti st 72 57

LAST 12 Division I GAMES:

140 H Pepperdi ne 65 63
277 H Utah Valley 80 6875 N Georgi a Tech 51 74
233 N Kennesaw St. 60 49
97 A Utah 60 74
20 A Gonzaga 51 70
102 A Ari zona 46 71
286 A Cal i forn i a Bapti st 72 57

Non-Div I Games: Benedictine Mesa 88 51

Idaho St.

Ilinois

I
l
l
i
n
o
i
s

Illinois

Average RPI Win:	264	WON-LOST	WINNING	LAST 10	STRENGTH OF	OPP. STRENGTH	TEAM	ADJ.	CONF.	ADJ CONF.
Average RPI Loss:	171	RECORD	PCT. RANK	GAMES	SCHEDULE	OF SCHEDULE	RPI	RPI	RPI	RPI

DIV. I ONLY	4- 4	161	0- 0	326	190	252	252	15	15
DIV. I NON-CONF.	4- 4	161	0- 0	326	190	252	252	15	15

TOTALS	RPI 1-25	RPI 26-50	W-L RECORDS	RPI 51-100	RPI 101-150	RPI 150+			
4- 4	0- 0	0- 1	OVERALL	0- 0	0- 0	4- 3			
3- 0	0- 0	0- 0	HOME	0- 0	0- 0	3- 0			
1- 4	0- 0	0- 1	AWAY	0- 0	0- 0	1- 3			
0- 0	0- 0	0- 0	NEUTRAL	0- 0	0- 0	0- 0			
4- 4	0- 0	0- 1	NON-CONFERENCE	0- 0	0- 0	4- 3			
3- 0	0- 0	0- 0	HOME	0- 0	0- 0	3- 0			
1- 4	0- 0	0- 1	AWAY	0- 0	0- 0	1- 3			
0- 0	0- 0	0- 0	NEUTRAL	0- 0	0- 0	0- 0			
0- 0	0- 0	0- 0	CONFERENCE	0- 0	0- 0	0- 0			
0- 0	0- 0	0- 0	HOME	0- 0	0- 0	0- 0			
0- 0	0- 0	0- 0	AWAY	0- 0	0- 0	0- 0			
0- 0	0- 0	0- 0	NEUTRAL	0- 0	0- 0	0- 0			

RPI 1-25				RPI 26-50				RPI 51-100				RPI 101+ Team's RPI: 252			
RPI	S	Opponent	Score	RPI	S	Opponent	Score	RPI	S	Opponent	Score	RPI	S	Opponent	Score
				48	A	Butler	56 58					172	A	Eastern Mi ch.	41 50
												179	H	North Dakota	67 55
												203	A	SIUE	61 68
												223	H	Oakland	62 56
												261	A	Cleveland St.	63 67
												308	A	Northern Ky.	58 53
												347	H	Austin Peay	61 49
LAST 12 Division I GAMES:															
				223	H	Oakland	62 56	308	A	Northern Ky.	58 53				
				48	A	Butler	56 58	347	H	Austin Peay	61 49				
				261	A	Cleveland St.	63 67								
				172	A	Eastern Mi ch.	41 50								
				179	H	North Dakota	67 55								
				203	A	SIUE	61 68								

Non-Div I Games: Maryville (MO) 61 52

Illinois St.

Average RPI Win:	0	WON-LOST	WINNING	LAST 10	STRENGTH OF	OPP. STRENGTH	TEAM	ADJ.	CONF.	ADJ CONF.
Average RPI Loss:	146	RECORD	PCT. RANK	GAMES	SCHEDULE	OF SCHEDULE	RPI	RPI	RPI	RPI
DIV. I ONLY	0- 10	330	0- 1	72	247	296	296	24	24	
DIV. I NON-CONF.	0- 10	330	0- 1	72	247	296	296	24	24	

TOTALS	RPI 1-25	RPI 26-50	W-L RECORDS	RPI 51-100	RPI 101-150	RPI 150+				
0- 10	0- 1	0- 2	OVERALL	0- 0	0- 2	0- 5				
0- 3	0- 0	0- 0	HOME	0- 0	0- 1	0- 2				
0- 7	0- 1	0- 2	AWAY	0- 0	0- 1	0- 3				
0- 0	0- 0	0- 0	NEUTRAL	0- 0	0- 0	0- 0				
0- 10	0- 1	0- 2	NON-CONFERENCE	0- 0	0- 2	0- 5				
0- 3	0- 0	0- 0	HOME	0- 0	0- 1	0- 2				
0- 7	0- 1	0- 2	AWAY	0- 0	0- 1	0- 3				
0- 0	0- 0	0- 0	NEUTRAL	0- 0	0- 0	0- 0				
0- 0	0- 0	0- 0	CONFERENCE	0- 0	0- 0	0- 0				
0- 0	0- 0	0- 0	HOME	0- 0	0- 0	0- 0				
0- 0	0- 0	0- 0	AWAY	0- 0	0- 0	0- 0				
0- 0	0- 0	0- 0	NEUTRAL	0- 0	0- 0	0- 0				

RPI 1-25				RPI 26-50				RPI 51-100				RPI 101+ Team's RPI: 296			
RPI	S	Opponent	Score	RPI	S	Opponent	Score	RPI	S	Opponent	Score	RPI	S	Opponent	Score
14	A	South Dakota	43 96	26	A	Arizona St.	43 81					102	A	Arizona	42 84
				34	A	Minnesota	39 75					129	H	Houston	60 79
												154	H	UT Arlington	49 97
												159	A	San Diego St.	38 81
												206	A	Massachusetts	59 71
												295	H	Weber St.	64 72
												345	A	Grand Canyon	63 74

LAST 12 Division I GAMES:															
129	H	Houston	60 79	206	A	Massachusetts	59 71								
14	A	South Dakota	43 96	34	A	Minnesota	39 75								
345	A	Grand Canyon	63 74	154	H	UT Arlington	49 97								
26	A	Arizona St.	43 81	102	A	Arizona	42 84								
				295	H	Weber St.	64 72								
				159	A	San Diego St.	38 81								

Non-Div I Games:

Incarnate Word

Average RPI Win:	145	WON-LOST	WINNING	LAST 10	STRENGTH OF	OPP. STRENGTH	TEAM	ADJ.	CONF.	ADJ CONF.
Average RPI Loss:	0	RECORD	PCT. RANK	GAMES	SCHEDULE	OF SCHEDULE	RPI	RPI	RPI	RPI
DIV. I ONLY	9- 0	1	1- 0	157	11	13	13	3	3	
DIV. I NON-CONF.	9- 0	1	1- 0	157	11	13	13	3	3	

TOTALS	RPI 1-25	RPI 26-50	W-L RECORDS	RPI 51-100	RPI 101-150	RPI 150+				
9- 0	0- 0	2- 0	OVERALL	1- 0	1- 0	5- 0				
6- 0	0- 0	1- 0	HOME	0- 0	1- 0	4- 0				
3- 0	0- 0	1- 0	AWAY	1- 0	0- 0	1- 0				
0- 0	0- 0	0- 0	NEUTRAL	0- 0	0- 0	0- 0				
9- 0	0- 0	2- 0	NON-CONFERENCE	1- 0	1- 0	5- 0				
6- 0	0- 0	1- 0	HOME	0- 0	1- 0	4- 0				
3- 0	0- 0	1- 0	AWAY	1- 0	0- 0	1- 0				
0- 0	0- 0	0- 0	NEUTRAL	0- 0	0- 0	0- 0				
0- 0	0- 0	0- 0	CONFERENCE	0- 0	0- 0	0- 0				
0- 0	0- 0	0- 0	HOME	0- 0	0- 0	0- 0				
0- 0	0- 0	0- 0	AWAY	0- 0	0- 0	0- 0				
0- 0	0- 0	0- 0	NEUTRAL	0- 0	0- 0	0- 0				

RPI 1-25				Team's RPI: 13				RPI 26-50				RPI 51-100				RPI 101+			
RPI	S	Opponent	Score	RPI	S	Opponent	Score	RPI	S	Opponent	Score	RPI	S	Opponent	Score	RPI	S	Opponent	Score
				29	A	UCLA	67 65					64	A	Wake Forest	87 73	111	H	Northern Ill.	91 73
				48	H	Butler	66 46									177	H	Milwaukee	68 66
																189	H	Florida	83 64
																223	A	Oakland	59 32
																226	H	Missouri St.	98 74
																237	H	North Florida	75 52
LAST 12 Division I GAMES:																			
				226	H	Missouri St.	98 74					29	A	UCLA	67 65				
				48	H	Butler	66 46					64	A	Wake Forest	87 73				
				177	H	Milwaukee	68 66					111	H	Northern Ill.	91 73				
												189	H	Florida	83 64				
												237	H	North Florida	75 52				
												223	A	Oakland	59 32				

Non-Div I Games:

Indiana

Average RPI	Win:	260	WON-LOST	WINNING	LAST 10	STRENGTH OF	OPP. STRENGTH	TEAM	ADJ.	CONF.	ADJ CONF.
Average RPI	Loss:	77	RECORD	PCT. RANK	GAMES	SCHEDULE	OF SCHEDULE	RPI	RPI	RPI	RPI
DIV. I ONLY		5- 4		141	0- 1	120	215	106	106	15	15
DIV. I NON-CONF.		5- 4		141	0- 1	120	215	106	106	15	15
<hr/>											
TOTALS	RPI 1-25		RPI 26-50		W-L RECORDS	RPI 51-100		RPI 101-150		RPI 150+	
5- 4	0- 0		0- 2		OVERALL	0- 1		0- 1		5- 0	
1- 1	0- 0		0- 1		HOME	0- 0		0- 0		1- 0	
4- 2	0- 0		0- 1		AWAY	0- 0		0- 1		4- 0	
0- 1	0- 0		0- 0		NEUTRAL	0- 1		0- 0		0- 0	
5- 4	0- 0		0- 2		NON-CONFERENCE	0- 1		0- 1		5- 0	
1- 1	0- 0		0- 1		HOME	0- 0		0- 0		1- 0	
4- 2	0- 0		0- 1		AWAY	0- 0		0- 1		4- 0	
0- 1	0- 0		0- 0		NEUTRAL	0- 1		0- 0		0- 0	
0- 0	0- 0		0- 0		CONFERENCE	0- 0		0- 0		0- 0	
0- 0	0- 0		0- 0		HOME	0- 0		0- 0		0- 0	
0- 0	0- 0		0- 0		AWAY	0- 0		0- 0		0- 0	
0- 0	0- 0		0- 0		NEUTRAL	0- 0		0- 0		0- 0	

RPI	S	Opponent	Score	RPI	S	Opponent	Score	RPI	S	Opponent	Score	RPI	S	Opponent	Score
39	H	IUPUI	64	59	H	IUPUI	64	99	N	UC Irvine	77	123	A	Illinois	75
48	A	Butler	72	49	A	Butler	72					205	A	Saint Louis	56
												220	A	Southeast Mo. St.	51
												229	H	UIC	53
												300	A	Marshall	53
												345	A	Grand Canyon	81
<hr/>															
LAST 12 Division I GAMES:															
48	A	Butler	72	49	H	IUPUI	64	99	N	UC Irvine	77	123	A	Illinois	75
229	H	UIC	53	60	A	Butler	72	345	A	Grand Canyon	81	205	A	Saint Louis	56
123	A	Illinois	75	57	H	IUPUI	64	205	A	Saint Louis	56	300	A	Marshall	53
39	H	IUPUI	64	59	A	Butler	72	300	A	Marshall	53				
220	A	Southeast Mo. St.	51	62											

Non-Div I Games:

Indiana St.

Average RPI Win: 215		WON-LOST	WINNING	LAST 10	STRENGTH OF		OPP. STRENGTH	TEAM	ADJ.	CONF.	ADJ CONF.
Average RPI Loss: 111		RECORD	PCT. RANK	GAMES	SCHEDULE		OF SCHEDULE	RPI	RPI	RPI	RPI
DIV. I ONLY		1- 9	324	0- 1	38		250	249	249	26	26
DIV. I NON-CONF.		1- 9	324	0- 1	38		250	249	249	26	26

TOTALS		RPI 1-25	RPI 26-50		W-L RECORDS		RPI 51-100	RPI 101-150		RPI 150+	
1- 9		0- 0	0- 3		OVERALL		0- 2	0- 2		1- 2	
1- 4		0- 0	0- 1		HOME		0- 1	0- 2		1- 0	
0- 5		0- 0	0- 2		AWAY		0- 1	0- 0		0- 2	
0- 0		0- 0	0- 0		NEUTRAL		0- 0	0- 0		0- 0	
1- 9		0- 0	0- 3		NON-CONFERENCE		0- 2	0- 2		1- 2	
1- 4		0- 0	0- 1		HOME		0- 1	0- 2		1- 0	
0- 5		0- 0	0- 2		AWAY		0- 1	0- 0		0- 2	
0- 0		0- 0	0- 0		NEUTRAL		0- 0	0- 0		0- 0	
0- 0		0- 0	0- 0		CONFERENCE		0- 0	0- 0		0- 0	
0- 0		0- 0	0- 0		HOME		0- 0	0- 0		0- 0	
0- 0		0- 0	0- 0		AWAY		0- 0	0- 0		0- 0	
0- 0		0- 0	0- 0		NEUTRAL		0- 0	0- 0		0- 0	

RPI 1-25				RPI 26-50				RPI 51-100				RPI 101+				Team's RPI: 249	
RPI	S	Opponent	Score	RPI	S	Opponent	Score	RPI	S	Opponent	Score	RPI	S	Opponent	Score		
				41	A	Bucknel I	43 81	76	A	Kansas	44 75	109	H	Stony Brook	51 53		
				44	H	Central Mich.	39 82	84	H	St. John's (NY)	35 61	112	H	Penn	43 66		
				45	A	Tol edo	38 84					215	H	George Washi ngton	52 43		
												227	A	Temple	39 59		
												257	A	Hofstra	49 74		
LAST 12 Division I GAMES:																	
				227	A	Temple	39 59	109	H	Stony Brook	51 53						
				41	A	Bucknel I	43 81	112	H	Penn	43 66						
				44	H	Central Mich.	39 82	84	H	St. John's (NY)	35 61						
				76	A	Kansas	44 75	257	A	Hofstra	49 74						
				215	H	George Washi ngton	52 43										
				45	A	Tol edo	38 84										

Non-Div I Games:

Iona

Average RPI Win: **167**
 Average RPI Loss: **10**

WON-LOST
RECORD

WINNING
PCT. RANK

LAST 10
GAMES

STRENGTH OF
SCHEDULE

OPP. STRENGTH
OF SCHEDULE

TEAM
RPI

ADJ.
RPI

CONF.
RPI

ADJ CONF.
RPI

DIV. I ONLY	8- 2	46	0- 1	34	62	16	16	3	3
DIV. I NON-CONF.	8- 2	46	0- 1	34	62	16	16	3	3
TOTALS	RPI 1-25	RPI 26-50	W-L RECORDS	RPI 51-100	RPI 101-150	RPI 150+			
8- 2	1- 2	1- 0	OVERALL	1- 0	0- 0	5- 0			
6- 0	1- 0	1- 0	HOME	1- 0	0- 0	3- 0			
1- 1	0- 1	0- 0	AWAY	0- 0	0- 0	1- 0			
1- 1	0- 1	0- 0	NEUTRAL	0- 0	0- 0	1- 0			
8- 2	1- 2	1- 0	NON-CONFERENCE	1- 0	0- 0	5- 0			
6- 0	1- 0	1- 0	HOME	1- 0	0- 0	3- 0			
1- 1	0- 1	0- 0	AWAY	0- 0	0- 0	1- 0			
1- 1	0- 1	0- 0	NEUTRAL	0- 0	0- 0	1- 0			
0- 0	0- 0	0- 0	CONFERENCE	0- 0	0- 0	0- 0			
0- 0	0- 0	0- 0	HOME	0- 0	0- 0	0- 0			
0- 0	0- 0	0- 0	AWAY	0- 0	0- 0	0- 0			
0- 0	0- 0	0- 0	NEUTRAL	0- 0	0- 0	0- 0			

RPI	S	Opponent	Score
1	A	Notre Dame	71 105
5	H	Iowa St.	73 70
19	N	Florida St.	67 71

RPI	S	Opponent	Score
39	H	IUPUI	72 58

RPI	S	Opponent	Score
78	H	UNI	83 57

RPI	S	Opponent	Score
152	H	Oral Roberts	90 77
197	A	Western Ky.	104 67
228	N	West Virginia	84 81
302	H	Robert Morris	92 63
338	H	N. C. Central	106 39

LAST 12 Division I GAMES:

302	H	Robert Morris	92 63	19	N	Florida St.	67 71
1	A	Notre Dame	71 105	78	H	UNI	83 57
228	N	West Virginia	84 81	39	H	IUPUI	72 58
338	H	N. C. Central	106 39	5	H	Iowa St.	73 70
197	A	Western Ky.	104 67				
152	H	Oral Roberts	90 77				

Iowa

Iowa

Non-Div I Games:

Iowa

Average RPI Win: 109

Average RPI Loss: 15

WON-LOST
RECORDWINNING
PCT. RANKLAST 10
GAMESSTRENGTH OF
SCHEDULEOPP. STRENGTH
OF SCHEDULETEAM
RPIADJ.
RPICONF.
RPIADJ CONF.
RPIDIV. I ONLY
DIV. I NON-CONF.8- 2
8- 246
463- 0
3- 07
7119
1195
55
56
66
6

TOTALS

RPI 1-25

RPI 26-50

W-L RECORDS

RPI 51-100

RPI 101-150

RPI 150+

8- 2 1- 2
7- 0 1- 0
0- 2 0- 2
1- 0 0- 03- 0
3- 0
0- 0
0- 0OVERALL
HOME
AWAY
NEUTRAL0- 0
0- 0
0- 0
0- 01- 0
1- 0
0- 0
0- 03- 0
2- 0
0- 0
1- 08- 2 1- 2
7- 0 1- 0
0- 2 0- 2
1- 0 0- 03- 0
3- 0
0- 0
0- 0NON-CONFERENCE
HOME
AWAY
NEUTRAL0- 0
0- 0
0- 0
0- 01- 0
1- 0
0- 0
0- 03- 0
2- 0
0- 0
1- 00- 0 0- 0
0- 0 0- 0
0- 0 0- 0
0- 0 0- 00- 0
0- 0
0- 0
0- 0CONFERENCE
HOME
AWAY
NEUTRAL0- 0
0- 0
0- 0
0- 00- 0
0- 0
0- 0
0- 00- 0
0- 0
0- 0
0- 0

RPI 1-25 Team's RPI: 5

RPI 26-50

RPI 51-100

RPI 101+

RPI	S	Opponent	Score
8	H	Drake	86 81
14	A	South Dakota	59 64
16	A	Iowa	70 73

RPI	S	Opponent	Score
27	H	Miami (FL)	75 52
35	H	Auburn	67 64
46	H	Arkansas	91 82

RPI	S	Opponent	Score
-----	---	----------	-------

RPI	S	Opponent	Score
111	H	Northern Ill.	70 60
172	N	Eastern Mich.	85 59
179	H	North Dakota	87 35
291	H	Niagara	95 35

LAST 12 Division I GAMES:

46	H	Arkansas	91 82
14	A	South Dakota	59 64
172	N	Eastern Mich.	85 59
291	H	Niagara	95 35

111	H	Northern Ill.	70 60
35	H	Auburn	67 64
27	H	Miami (FL)	75 52
8	H	Drake	86 81
179	H	North Dakota	87 35
16	A	Iowa	70 73

Non-Div I Games:

Iowa St.

Average RPI Win: 312

Average RPI Loss: 188

WON-LOST
RECORDWINNING
PCT. RANKLAST 10
GAMESSTRENGTH OF
SCHEDULEOPP. STRENGTH
OF SCHEDULETEAM
RPIADJ.
RPICONF.
RPIADJ CONF.
RPIDIV. I ONLY
DIV. I NON-CONF.1- 5
1- 5301
3010- 0
0- 0216
216340
340326
326326
32628
2828
28

TOTALS

RPI 1-25

RPI 26-50

W-L RECORDS

RPI 51-100

RPI 101-150

RPI 150+

1- 5 0- 1
1- 1 0- 0
0- 4 0- 1
0- 0 0- 00- 0
0- 0
0- 0
0- 0OVERALL
HOME
AWAY
NEUTRAL0- 0
0- 0
0- 0
0- 00- 0
0- 0
0- 0
0- 01- 4
1- 1
0- 3
0- 01- 5 0- 1
1- 1 0- 0
0- 4 0- 1
0- 0 0- 00- 0
0- 0
0- 0
0- 0NON-CONFERENCE
HOME
AWAY
NEUTRAL0- 0
0- 0
0- 0
0- 00- 0
0- 0
0- 0
0- 01- 4
1- 1
0- 3
0- 00- 0 0- 0
0- 0 0- 0
0- 0 0- 0
0- 0 0- 00- 0
0- 0
0- 0
0- 0CONFERENCE
HOME
AWAY
NEUTRAL0- 0
0- 0
0- 0
0- 00- 0
0- 0
0- 0
0- 00- 0
0- 0
0- 0
0- 0

RPI 1-25

RPI 26-50

RPI 51-100

RPI 101+

Team's RPI: 326

RPI S Opponent Score
18 A Mississippi St. 38 105

RPI S Opponent Score

RPI S Opponent Score

RPI S Opponent Score
154 A UT Arlington 63 99
178 H Southeastern La. 45 50
250 A Memphis 67 68
312 H Central Ark. 65 56
341 A Louisiana 61 68

LAST 12 Division I GAMES:

178 H Southeastern La. 45 50 341 A Louisiana 61 68
18 A Mississippi St. 38 105 312 H Central Ark. 65 56
154 A UT Arlington 63 99
250 A Memphis 67 68

Non-Div I Games:

Spring Hill

105 57

Mississippi

88 38

Jackson St.

Average RPI Win: 345

Average RPI Loss: 83

WON-LOST
RECORDWINNING
PCT. RANKLAST 10
GAMESSTRENGTH OF
SCHEDULEOPP. STRENGTH
OF SCHEDULETEAM
RPIADJ.
RPICONF.
RPIADJ CONF.
RPIDIV. I ONLY
DIV. I NON-CONF.2- 5
2- 5258
2580- 0
0- 0167
167193
193217
217217
21727
2727
27

TOTALS

RPI 1-25

RPI 26-50

W-L RECORDS

RPI 51-100

RPI 101-150

RPI 150+

2- 5 0- 2
0- 1 0- 0
2- 3 0- 1
0- 1 0- 10- 0
0- 0
0- 0
0- 0OVERALL
HOME
AWAY
NEUTRAL0- 1
0- 0
0- 1
0- 00- 1
0- 0
0- 1
0- 02- 1
0- 1
2- 0
0- 02- 5 0- 2
0- 1 0- 0
2- 3 0- 1
0- 1 0- 10- 0
0- 0
0- 0
0- 0NON-CONFERENCE
HOME
AWAY
NEUTRAL0- 1
0- 0
0- 1
0- 00- 1
0- 0
0- 1
0- 02- 1
0- 1
2- 0
0- 00- 0 0- 0
0- 0 0- 0
0- 0 0- 0
0- 0 0- 00- 0
0- 0
0- 0
0- 0CONFERENCE
HOME
AWAY
NEUTRAL0- 0
0- 0
0- 0
0- 00- 0
0- 0
0- 0
0- 00- 0
0- 0
0- 0
0- 0

RPI 1-25

RPI	S	Opponent	Score
19	A	Florida St.	46 79
21	N	Old Dominion	76 78

RPI 26-50

RPI	S	Opponent	Score
-----	---	----------	-------

RPI 51-100

RPI	S	Opponent	Score
52	A	Texas A&M	53 73

RPI 101+

Team's RPI: 217

RPI	S	Opponent	Score
105	A	Penn St.	61 80
218	H	Bethune-Cookman	56 58
344	A	Savannah St.	68 58
346	A	Charleston So.	68 58

LAST 12 Division I GAMES:

346	A	Charleston So.	68	58	105	A	Penn St.	61	80
21	N	Old Dominion	76	78	218	H	Bethune-Cookman	56	58
344	A	Savannah St.	68	58					
19	A	Florida St.	46	79					
52	A	Texas A&M	53	73					

Non-Div I Games:

Webber Int'l

73 39

Edward Waters

100 48

Jacksonville

Average RPI		Win: 269	WON-LOST RECORD	WINNING PCT. RANK	LAST 10 GAMES	STRENGTH OF SCHEDULE	OPP. STRENGTH OF SCHEDULE	TEAM RPI	ADJ. RPI	CONF. RPI	ADJ CONF. RPI
Loss: 167											
DIV. I ONLY			5- 4	141	0- 1	246	286	190	190	21	21
DIV. I NON-CONF.			5- 4	141	0- 1	246	286	190	190	21	21
TOTALS		RPI 1-25		RPI 26-50		W-L RECORDS	RPI 51-100	RPI 101-150		RPI 150+	
5- 4		0- 0		0- 0		OVERALL	0- 0	0- 1		5- 3	
1- 1		0- 0		0- 0		HOME	0- 0	0- 1		1- 0	
4- 1		0- 0		0- 0		AWAY	0- 0	0- 0		4- 1	
0- 2		0- 0		0- 0		NEUTRAL	0- 0	0- 0		0- 2	
5- 4		0- 0		0- 0		NON-CONFERENCE	0- 0	0- 1		5- 3	
1- 1		0- 0		0- 0		HOME	0- 0	0- 1		1- 0	
4- 1		0- 0		0- 0		AWAY	0- 0	0- 0		4- 1	
0- 2		0- 0		0- 0		NEUTRAL	0- 0	0- 0		0- 2	
0- 0		0- 0		0- 0		CONFERENCE	0- 0	0- 0		0- 0	
0- 0		0- 0		0- 0		HOME	0- 0	0- 0		0- 0	
0- 0		0- 0		0- 0		AWAY	0- 0	0- 0		0- 0	
0- 0		0- 0		0- 0		NEUTRAL	0- 0	0- 0		0- 0	

RPI 1-25				RPI 26-50				RPI 51-100				RPI 101+ Team's RPI: 190			
RPI	S	Opponent	Score	RPI	S	Opponent	Score	RPI	S	Opponent	Score	RPI	S	Opponent	Score
												134	H	Mi ami (OH)	41 58
												155	N	Harvard	62 69
												176	N	Washington St.	51 64
												199	H	Georgi a St.	61 56
												202	A	Texas Tech	58 71
												234	A	Ole Miss	60 49
												262	A	Al abama A&M	55 48
												317	A	Fl ori da A&M	62 31
												332	A	Li pscomb	58 46
LAST 12 Division I GAMES:															
				176	N	Washington St.	51 64					134	H	Mi ami (OH)	41 58
				202	A	Texas Tech	58 71					199	H	Georgi a St.	61 56
				317	A	Florida A&M	62 31					262	A	Al abama A&M	55 48
												234	A	Ole Miss	60 49
												155	N	Harvard	62 69
												332	A	Li pscomb	58 46

Non-Div I Games:	Montevallo	84	52
------------------	------------	----	----

Jacksonville St.

■ Loss, ■ Non-Conf, S Site, H Home A Away N Neutral

Average RPI	Win:	227	WON-LOST	WINNING	LAST 10	STRENGTH OF	OPP. STRENGTH	TEAM	ADJ.	CONF.	ADJ CONF.
Average RPI	Loss:	101	RECORD	PCT. RANK	GAMES	SCHEDULE	OF SCHEDULE	RPI	RPI	RPI	RPI
DIV. I ONLY		6- 3		95	0- 1	249	127	119	119	14	14
DIV. I NON-CONF.		6- 3		95	0- 1	249	127	119	119	14	14

TOTALS	RPI 1-25		RPI 26-50		W-L RECORDS	RPI 51-100		RPI 101-150		RPI 150+	
6- 3	0- 0		0- 1		OVERALL	0- 1		1- 0		5- 1	
4- 0	0- 0		0- 0		HOME	0- 0		1- 0		3- 0	
2- 3	0- 0		0- 1		AWAY	0- 1		0- 0		2- 1	
0- 0	0- 0		0- 0		NEUTRAL	0- 0		0- 0		0- 0	
6- 3	0- 0		0- 1		NON-CONFERENCE	0- 1		1- 0		5- 1	
4- 0	0- 0		0- 0		HOME	0- 0		1- 0		3- 0	
2- 3	0- 0		0- 1		AWAY	0- 1		0- 0		2- 1	
0- 0	0- 0		0- 0		NEUTRAL	0- 0		0- 0		0- 0	
0- 0	0- 0		0- 0		CONFERENCE	0- 0		0- 0		0- 0	
0- 0	0- 0		0- 0		HOME	0- 0		0- 0		0- 0	
0- 0	0- 0		0- 0		AWAY	0- 0		0- 0		0- 0	
0- 0	0- 0		0- 0		NEUTRAL	0- 0		0- 0		0- 0	

RPI	S	Opponent	Score	RPI	S	Opponent	Score	RPI	S	Opponent	Score	RPI	S	Opponent	Score	Team's RPI: 119
				43	A	Maryland	63 87	64	A	Wake Forest	49 50	120	H	Dayton	68 55	
												174	H	Georgetown	69 57	
												194	H	Winthrop	56 39	
												195	A	Hampton	65 72	
												215	H	George Washington	50 37	
												314	A	Liberty	74 53	
												342	A	Delaware St.	103 57	

LAST 12 Division I GAMES:																
				64	A	Wake Forest	49 50	194	H	Winthrop	56 39					
				43	A	Maryland	63 87	195	A	Hampton	65 72					
				120	H	Dayton	68 55	174	H	Georgetown	69 57					
				314	A	Liberty	74 53	342	A	Delaware St.	103 57					
								215	H	George Washington	50 37					

Non-Div I Games:

James Madison

Average RPI Win: 187

Average RPI Loss: 117

WON-LOST
RECORDWINNING
PCT. RANKLAST 10
GAMESSTRENGTH OF
SCHEDULEOPP. STRENGTH
OF SCHEDULETEAM
RPIADJ.
RPICONF.
RPIADJ CONF.
RPIDIV. I ONLY
DIV. I NON-CONF.7- 1
7- 136
361- 0
1- 0287
28754
5476
7676
766
66
6

TOTALS

RPI 1-25

RPI 26-50

W-L RECORDS

RPI 51-100

RPI 101-150

RPI 150+

7- 1
6- 0
1- 1
0- 00- 0
0- 0
0- 0
0- 00- 0
0- 0
0- 0
0- 0OVERALL
HOME
AWAY
NEUTRAL1- 0
0- 0
1- 0
0- 00- 1
0- 0
0- 1
0- 06- 0
6- 0
0- 0
0- 07- 1
6- 0
1- 1
0- 00- 0
0- 0
0- 0
0- 00- 0
0- 0
0- 0
0- 0NON-CONFERENCE
HOME
AWAY
NEUTRAL1- 0
0- 0
1- 0
0- 00- 1
0- 0
0- 1
0- 06- 0
6- 0
0- 0
0- 00- 0
0- 0
0- 0
0- 00- 0
0- 0
0- 0
0- 00- 0
0- 0
0- 0
0- 0CONFERENCE
HOME
AWAY
NEUTRAL0- 0
0- 0
0- 0
0- 00- 0
0- 0
0- 0
0- 00- 0
0- 0
0- 0
0- 0

RPI 1-25

RPI 26-50

RPI 51-100 Team's RPI: 76

RPI 101+

RPI S Opponent Score

RPI S Opponent Score

RPI S Opponent Score
83 A LSU 68 61

RPI S Opponent Score

117	A	Nebraska	52	58
152	H	Oral Roberts	70	58
161	H	George Mason	77	56
163	H	UMKC	67	55
240	H	Grambling	76	45
249	H	Iona	75	44
262	H	Alabama A&M	65	54

LAST 12 Division I GAMES:

117	A	Nebraska	52	58	240	H	Grambling	76	45
83	A	LSU	68	61	163	H	UMKC	67	55
249	H	Iona	75	44					
161	H	George Mason	77	56					
262	H	Alabama A&M	65	54					
152	H	Oral Roberts	70	58					

Non-Div I Games:

Kansas

Average RPI Win:	171	WON-LOST	WINNING	LAST 10	STRENGTH OF	OPP. STRENGTH	TEAM	ADJ.	CONF.	ADJ CONF.
Average RPI Loss:	28	RECORD	PCT. RANK	GAMES	SCHEDULE	OF SCHEDULE	RPI	RPI	RPI	RPI
DIV. I ONLY	7- 3	86	0- 1	154	25	87	87	6	6	
DIV. I NON-CONF.	7- 3	86	0- 1	154	25	87	87	6	6	

TOTALS	RPI 1-25	RPI 26-50	W-L RECORDS	RPI 51-100	RPI 101-150	RPI 150+				
7- 3	0- 1	1- 2	OVERALL	0- 0	1- 0	5- 0				
5- 0	0- 0	1- 0	HOME	0- 0	0- 0	4- 0				
1- 0	0- 0	0- 0	AWAY	0- 0	0- 0	1- 0				
1- 3	0- 1	0- 2	NEUTRAL	0- 0	1- 0	0- 0				
7- 3	0- 1	1- 2	NON-CONFERENCE	0- 0	1- 0	5- 0				
5- 0	0- 0	1- 0	HOME	0- 0	0- 0	4- 0				
1- 0	0- 0	0- 0	AWAY	0- 0	0- 0	1- 0				
1- 3	0- 1	0- 2	NEUTRAL	0- 0	1- 0	0- 0				
0- 0	0- 0	0- 0	CONFERENCE	0- 0	0- 0	0- 0				
0- 0	0- 0	0- 0	HOME	0- 0	0- 0	0- 0				
0- 0	0- 0	0- 0	AWAY	0- 0	0- 0	0- 0				
0- 0	0- 0	0- 0	NEUTRAL	0- 0	0- 0	0- 0				

RPI 1-25				RPI 26-50				RPI 51-100 Team's RPI: 87				RPI 101+			
RPI	S	Opponent	Score	RPI	S	Opponent	Score	RPI	S	Opponent	Score	RPI	S	Opponent	Score
12	N	Syracuse	61 70	26	N	Arizona St.	51 65					125	N	Princeton	80 61
				40	H	Lamar University	73 55					156	A	Little Rock	53 47
				47	N	DePaul	59 79					163	H	UMKC	61 50
												168	H	Vanderbilt	72 61
												258	H	Omaha	61 46
												285	H	North Texas	60 42

LAST 12 Division I GAMES:															
47	N	DePaul	59 79	26	N	Arizona St.	51 65								
12	N	Syracuse	61 70	156	A	Little Rock	53 47								
163	H	UMKC	61 50	40	H	Lamar University	73 55								
285	H	North Texas	60 42	168	H	Vanderbilt	72 61								
258	H	Omaha	61 46	125	N	Princeton	80 61								

Non-Div I Games:

Kansas St.

Average RPI	Win: 221	WON-LOST RECORD	WINNING PCT. RANK	LAST 10 GAMES	STRENGTH OF SCHEDULE	OPP. STRENGTH OF SCHEDULE	TEAM RPI	ADJ. RPI	CONF. RPI	ADJ CONF. RPI
Average RPI	Loss: 127									
DIV. I ONLY	2- 8	285	0- 1	57	251	233	233	27	27	
DIV. I NON-CONF.	2- 8	285	0- 1	57	251	233	233	27	27	

TOTALS	RPI 1-25	RPI 26-50	W-L RECORDS	RPI 51-100	RPI 101-150	RPI 150+				
2- 8	0- 0	0- 1	OVERALL	0- 3	0- 1	2- 3				
2- 0	0- 0	0- 0	HOME	0- 0	0- 0	2- 0				
0- 5	0- 0	0- 0	AWAY	0- 2	0- 1	0- 2				
0- 3	0- 0	0- 1	NEUTRAL	0- 1	0- 0	0- 1				
2- 8	0- 0	0- 1	NON-CONFERENCE	0- 3	0- 1	2- 3				
2- 0	0- 0	0- 0	HOME	0- 0	0- 0	2- 0				
0- 5	0- 0	0- 0	AWAY	0- 2	0- 1	0- 2				
0- 3	0- 0	0- 1	NEUTRAL	0- 1	0- 0	0- 1				
0- 0	0- 0	0- 0	CONFERENCE	0- 0	0- 0	0- 0				
0- 0	0- 0	0- 0	HOME	0- 0	0- 0	0- 0				
0- 0	0- 0	0- 0	AWAY	0- 0	0- 0	0- 0				
0- 0	0- 0	0- 0	NEUTRAL	0- 0	0- 0	0- 0				

RPI 1-25				RPI 26-50				RPI 51-100				RPI 101+ Team's RPI: 233			
RPI	S	Opponent	Score	RPI	S	Opponent	Score	RPI	S	Opponent	Score	RPI	S	Opponent	Score
28	N	Michigan St.	51 75	59	N	Idaho St.	49 60	101	A	Seton Hall	80 102				
				75	A	Georgia Tech	35 60	188	A	East Carolina	56 68				
				94	A	Mercer	48 64	199	A	Georgia St.	73 79				
								210	H	Furman	74 63				
								231	H	Ga. Southern	78 59				
								272	N	UMBC	53 57				
Team's RPI: 233															

LAST 12 Division I GAMES:															
75	A	Georgia Tech	35 60	199	A	Georgia St.	73 79								
210	H	Furman	74 63	94	A	Mercer	48 64								
272	N	UMBC	53 57	231	H	Ga. Southern	78 59								
101	A	Seton Hall	80 102	28	N	Michigan St.	51 75								
				59	N	Idaho St.	49 60								
				188	A	East Carolina	56 68								

Non-Div I Games: Middle Ga. St. 80 70

Kennesaw St.

Average RPI	Win:	242	WON-LOST	WINNING	LAST 10	STRENGTH OF	OPP. STRENGTH	TEAM	ADJ.	CONF.	ADJ CONF.
Average RPI	Loss:	48	RECORD	PCT. RANK	GAMES	SCHEDULE	OF SCHEDULE	RPI	RPI	RPI	RPI
DIV. I ONLY		5- 4		141	1- 0	230	21	143	143	10	10
DIV. I NON-CONF.		5- 4		141	1- 0	230	21	143	143	10	10

TOTALS	RPI 1-25		RPI 26-50		W-L RECORDS	RPI 51-100		RPI 101-150		RPI 150+	
5- 4	0- 1		0- 2		OVERALL	0- 0		1- 1		4- 0	
3- 1	0- 0		0- 1		HOME	0- 0		1- 0		2- 0	
2- 3	0- 1		0- 1		AWAY	0- 0		0- 1		2- 0	
0- 0	0- 0		0- 0		NEUTRAL	0- 0		0- 0		0- 0	
5- 4	0- 1		0- 2		NON-CONFERENCE	0- 0		1- 1		4- 0	
3- 1	0- 0		0- 1		HOME	0- 0		1- 0		2- 0	
2- 3	0- 1		0- 1		AWAY	0- 0		0- 1		2- 0	
0- 0	0- 0		0- 0		NEUTRAL	0- 0		0- 0		0- 0	
0- 0	0- 0		0- 0		CONFERENCE	0- 0		0- 0		0- 0	
0- 0	0- 0		0- 0		HOME	0- 0		0- 0		0- 0	
0- 0	0- 0		0- 0		AWAY	0- 0		0- 0		0- 0	
0- 0	0- 0		0- 0		NEUTRAL	0- 0		0- 0		0- 0	

RPI 1-25				RPI 26-50				RPI 51-100				RPI 101+ Team's RPI: 143			
RPI	S	Opponent	Score	RPI	S	Opponent	Score	RPI	S	Opponent	Score	RPI	S	Opponent	Score
3	A	NC State	61 78	31	A	North Carolina	60 73					108	A	Wright St.	55 61
				50	H	Duquesne	72 77					132	H	Youngstown St.	62 34
												223	H	Oakland	75 65
												245	A	St. Bonaventure	76 64
												302	A	Robert Morris	54 46
												308	H	Northern Ky.	62 61

LAST 12 Division I GAMES:															
245	A	St. Bonaventure	76 64	50	H	Duquesne	72 77	132	H	Youngstown St.	62 34	223	H	Oakland	75 65
302	A	Robert Morris	54 46					308	H	Northern Ky.	62 61	3	A	NC State	61 78
108	A	Wright St.	55 61					31	A	North Carolina	60 73				

Non-Div I Games:

Kent St.

Average RPI	Win:	141	WON-LOST	WINNING	LAST 10	STRENGTH OF	OPP. STRENGTH	TEAM	ADJ.	CONF.	ADJ CONF.
Average RPI	Loss:	9	RECORD	PCT. RANK	GAMES	SCHEDULE	OF SCHEDULE	RPI	RPI	RPI	RPI
DIV. I ONLY		11- 1		14	1- 0	131	6	17	17	5	5
DIV. I NON-CONF.		11- 1		14	1- 0	131	6	17	17	5	5

TOTALS	RPI 1-25		RPI 26-50		W-L RECORDS	RPI 51-100		RPI 101-150		RPI 150+	
11- 1	0- 1		2- 0		OVERALL	2- 0		2- 0		5- 0	
8- 0	0- 0		0- 0		HOME	1- 0		2- 0		5- 0	
0- 1	0- 1		0- 0		AWAY	0- 0		0- 0		0- 0	
3- 0	0- 0		2- 0		NEUTRAL	1- 0		0- 0		0- 0	
11- 1	0- 1		2- 0		NON-CONFERENCE	2- 0		2- 0		5- 0	
8- 0	0- 0		0- 0		HOME	1- 0		2- 0		5- 0	
0- 1	0- 1		0- 0		AWAY	0- 0		0- 0		0- 0	
3- 0	0- 0		2- 0		NEUTRAL	1- 0		0- 0		0- 0	
0- 0	0- 0		0- 0		CONFERENCE	0- 0		0- 0		0- 0	
0- 0	0- 0		0- 0		HOME	0- 0		0- 0		0- 0	
0- 0	0- 0		0- 0		AWAY	0- 0		0- 0		0- 0	
0- 0	0- 0		0- 0		NEUTRAL	0- 0		0- 0		0- 0	

RPI	S	Opponent	Score	RPI	S	Opponent	Score	RPI	S	Opponent	Score	RPI	S	Opponent	Score
9	A	Louisville	75 80	29	N	UCLA	75 74	56	H	Middle Tenn.	72 55	110	H	Southern U.	91 41
				31	N	North Carolina	85 75	85	N	South Fla.	85 63	148	H	Rhode Island	75 52
												166	H	Virginia	63 51
												170	H	Morehead St.	87 57
												222	H	High Point	71 49
												225	H	Alabama St.	87 35
												313	H	Western Caro.	99 39

LAST 12 Division I GAMES:															
313	H	Western Caro.	99 39	29	N	UCLA	75 74	222	H	High Point	71 49	166	H	Virginia	63 51
56	H	Middle Tenn.	72 55	85	N	South Fla.	85 63	110	H	Southern U.	91 41	148	H	Rhode Island	75 52
9	A	Louisville	75 80					225	H	Alabama St.	87 35				
148	H	Rhode Island	75 52												
170	H	Morehead St.	87 57												
31	N	North Carolina	85 75												

Non-Div I Games:

Kentucky

Average RPI	Win:	0	WON-LOST	WINNING	LAST 10	STRENGTH OF	OPP. STRENGTH	TEAM	ADJ.	CONF.	ADJ CONF.
Average RPI	Loss:	263	RECORD	PCT. RANK	GAMES	SCHEDULE	OF SCHEDULE	RPI	RPI	RPI	RPI
DIV. I ONLY		0- 9		330	0- 1	335	331	350	350	31	31
DIV. I NON-CONF.		0- 9		330	0- 1	335	331	350	350	31	31

TOTALS	RPI 1-25		RPI 26-50		W-L RECORDS	RPI 51-100		RPI 101-150		RPI 150+	
0- 9	0- 0		0- 0		OVERALL	0- 2		0- 0		0- 7	
0- 3	0- 0		0- 0		HOME	0- 0		0- 0		0- 3	
0- 5	0- 0		0- 0		AWAY	0- 1		0- 0		0- 4	
0- 1	0- 0		0- 0		NEUTRAL	0- 1		0- 0		0- 0	
0- 9	0- 0		0- 0		NON-CONFERENCE	0- 2		0- 0		0- 7	
0- 3	0- 0		0- 0		HOME	0- 0		0- 0		0- 3	
0- 5	0- 0		0- 0		AWAY	0- 1		0- 0		0- 4	
0- 1	0- 0		0- 0		NEUTRAL	0- 1		0- 0		0- 0	
0- 0	0- 0		0- 0		CONFERENCE	0- 0		0- 0		0- 0	
0- 0	0- 0		0- 0		HOME	0- 0		0- 0		0- 0	
0- 0	0- 0		0- 0		AWAY	0- 0		0- 0		0- 0	
0- 0	0- 0		0- 0		NEUTRAL	0- 0		0- 0		0- 0	

RPI 1-25				RPI 26-50				RPI 51-100				RPI 101+ Team's RPI : 350					
RPI	S	Opponent	Score	RPI	S	Opponent	Score	RPI	S	Opponent	Score	RPI	S	Opponent	Score		
								67	A	Michigan	38	83	270	A	Fairfield	43	71
								99	N	UC Irvine	71	84	282	A	Saint Peter's	59	86
													309	H	Army West Point	42	57
													321	H	UMass Lowell	64	69
													333	H	NJIT	51	72
													340	A	Manhattan	46	61
													345	A	Grand Canyon	62	65

LAST 12 Division I GAMES:																	
333	H	NJIT	51	72	270	A	Fairfield	43	71								
67	A	Michigan	38	83	309	H	Army West Point	42	57								
321	H	UMass Lowell	64	69	340	A	Manhattan	46	61								
345	A	Grand Canyon	62	65													
99	N	UC Irvine	71	84													
282	A	Saint Peter's	59	86													

Non-Div I Games:

LIU Brooklyn

Average RPI Win:	155	WON-LOST	WINNING	LAST 10	STRENGTH OF	OPP. STRENGTH	TEAM	ADJ.	CONF.	ADJ CONF.
Average RPI Loss:	59	RECORD	PCT. RANK	GAMES	SCHEDULE	OF SCHEDULE	RPI	RPI	RPI	RPI
DIV. I ONLY	6- 3	95	1- 0	75	104	83	83	5	5	
DIV. I NON-CONF.	6- 3	95	1- 0	75	104	83	83	5	5	

TOTALS	RPI 1-25	RPI 26-50	W-L RECORDS	RPI 51-100	RPI 101-150	RPI 150+				
6- 3	1- 0	0- 1	OVERALL	1- 2	0- 0	4- 0				
5- 2	0- 0	0- 1	HOME	1- 1	0- 0	4- 0				
1- 1	1- 0	0- 0	AWAY	0- 1	0- 0	0- 0				
0- 0	0- 0	0- 0	NEUTRAL	0- 0	0- 0	0- 0				
6- 3	1- 0	0- 1	NON-CONFERENCE	1- 2	0- 0	4- 0				
5- 2	0- 0	0- 1	HOME	1- 1	0- 0	4- 0				
1- 1	1- 0	0- 0	AWAY	0- 1	0- 0	0- 0				
0- 0	0- 0	0- 0	NEUTRAL	0- 0	0- 0	0- 0				
0- 0	0- 0	0- 0	CONFERENCE	0- 0	0- 0	0- 0				
0- 0	0- 0	0- 0	HOME	0- 0	0- 0	0- 0				
0- 0	0- 0	0- 0	AWAY	0- 0	0- 0	0- 0				
0- 0	0- 0	0- 0	NEUTRAL	0- 0	0- 0	0- 0				

RPI 1-25				RPI 26-50				RPI 51-100				RPI 101+			
RPI	S	Opponent	Score	RPI	S	Opponent	Score	RPI	S	Opponent	Score	RPI	S	Opponent	Score
19	A	Florida St.	58 45	38	H	Tulane	54 56	57	H	Northern Colo.	62 57	156	H	Little Rock	60 45
								63	A	Rutgers	43 57	165	H	Nicholls St.	76 44
								76	H	Kansas	61 68	198	H	Sam Houston St.	66 52
												336	H	McNeese	86 36
LAST 12 Division I GAMES:															
76	H	Kansas	61 68	165	H	Nicholls St.	76 44								
156	H	Little Rock	60 45	63	A	Rutgers	43 57								
19	A	Florida St.	58 45	336	H	McNeese	86 36								
38	H	Tulane	54 56												
57	H	Northern Colo.	62 57												
198	H	Sam Houston St.	66 52												

Non-Div I Games:

LSU

Average RPI	Win:	292	WON-LOST	WINNING	LAST 10	STRENGTH OF	OPP. STRENGTH	TEAM	ADJ.	CONF.	ADJ CONF.
Average RPI	Loss:	150	RECORD	PCT. RANK	GAMES	SCHEDULE	OF SCHEDULE	RPI	RPI	RPI	RPI
DIV. I ONLY		1- 9	324	0- 1	86	303	294	294	16	16	
DIV. I NON-CONF.		1- 9	324	0- 1	86	303	294	294	16	16	

TOTALS	RPI 1-25		RPI 26-50		W-L RECORDS	RPI 51-100		RPI 101-150		RPI 150+	
1- 9	0- 0		0- 1		OVERALL	0- 2		0- 1		1- 5	
1- 3	0- 0		0- 0		HOME	0- 1		0- 0		1- 2	
0- 6	0- 0		0- 1		AWAY	0- 1		0- 1		0- 3	
0- 0	0- 0		0- 0		NEUTRAL	0- 0		0- 0		0- 0	
1- 9	0- 0		0- 1		NON-CONFERENCE	0- 2		0- 1		1- 5	
1- 3	0- 0		0- 0		HOME	0- 1		0- 0		1- 2	
0- 6	0- 0		0- 1		AWAY	0- 1		0- 1		0- 3	
0- 0	0- 0		0- 0		NEUTRAL	0- 0		0- 0		0- 0	
0- 0	0- 0		0- 0		CONFERENCE	0- 0		0- 0		0- 0	
0- 0	0- 0		0- 0		HOME	0- 0		0- 0		0- 0	
0- 0	0- 0		0- 0		AWAY	0- 0		0- 0		0- 0	
0- 0	0- 0		0- 0		NEUTRAL	0- 0		0- 0		0- 0	

RPI 1-25				RPI 26-50				RPI 51-100				RPI 101+				Team's RPI: 294
RPI	S	Opponent	Score	RPI	S	Opponent	Score	RPI	S	Opponent	Score	RPI	S	Opponent	Score	
				33	A	Villanova	68 81	84	H	St. John's (NY)	57 83	112	A	Penn	34 65	
								100	A	Oregon St.	46 100	153	H	Drexel	43 58	
												155	A	Harvard	43 88	
												191	A	Towson	68 92	
												224	H	Howard	54 57	
												292	H	Norfolk St.	62 52	
												302	A	Robert Morris	39 67	
LAST 12 Division I GAMES:																
				191	A	Towson	68 92	84	H	St. John's (NY)	57 83					
				155	A	Harvard	43 88	292	H	Norfolk St.	62 52					
				302	A	Robert Morris	39 67	112	A	Penn	34 65					
				224	H	Howard	54 57	100	A	Oregon St.	46 100					
								153	H	Drexel	43 58					
								33	A	Villanova	68 81					

Non-Div I Games:

La Salle

Average RPI Win: 287

Average RPI Loss: 185

WON-LOST
RECORDWINNING
PCT. RANKLAST 10
GAMESSTRENGTH OF
SCHEDULEOPP. STRENGTH
OF SCHEDULETEAM
RPIADJ.
RPICONF.
RPIADJ CONF.
RPIDIV. I ONLY
DIV. I NON-CONF.4- 4
4- 4161
1610- 1
0- 1336
336234
234279
279279
27919
1919
19

TOTALS

RPI 1-25

RPI 26-50

W-L RECORDS

RPI 51-100

RPI 101-150

RPI 150+

4- 4
2- 1
2- 3
0- 00- 0
0- 0
0- 0
0- 00- 0
0- 0
0- 0
0- 0OVERALL
HOME
AWAY
NEUTRAL0- 0
0- 0
0- 0
0- 00- 0
0- 0
0- 0
0- 04- 4
2- 1
2- 3
0- 04- 4
2- 1
2- 3
0- 00- 0
0- 0
0- 0
0- 00- 0
0- 0
0- 0
0- 0NON-CONFERENCE
HOME
AWAY
NEUTRAL0- 0
0- 0
0- 0
0- 00- 0
0- 0
0- 0
0- 04- 4
2- 1
2- 3
0- 00- 0
0- 0
0- 0
0- 00- 0
0- 0
0- 0
0- 00- 0
0- 0
0- 0
0- 0CONFERENCE
HOME
AWAY
NEUTRAL0- 0
0- 0
0- 0
0- 00- 0
0- 0
0- 0
0- 00- 0
0- 0
0- 0
0- 0

RPI 1-25

RPI 26-50

RPI 51-100

RPI 101+

Team's RPI: 279

RPI S Opponent Score

RPI S Opponent Score

RPI S Opponent Score

RPI S Opponent Score

165	H	Ni chol l s St.	54	55
178	A	Southeastern La.	42	49
196	A	SMU	38	49
202	A	Texas Tech	42	86
204	A	New Orleans	57	44
269	H	Mi ssi ssi ppi Val .	72	65
336	H	McNeese	69	60
337	A	Northwestern St.	63	55

LAST 12 Division I GAMES:

178	A	Southeastern La.	42	49	269	H	Mi ssi ssi ppi Val .	72	65
165	H	Ni chol l s St.	54	55	337	A	Northwestern St.	63	55
					204	A	New Orleans	57	44
					336	H	McNeese	69	60
					202	A	Texas Tech	42	86
					196	A	SMU	38	49

L
a
.
-
M
o
n
r
o
eL
a
.
-
M
o
n
r
o
e

Non-Div I Games: LSU-Alexandria 93 62

La. -Monroe

Average RPI Win:	285	WON-LOST	WINNING	LAST 10	STRENGTH OF	OPP. STRENGTH	TEAM	ADJ.	CONF.	ADJ CONF.
Average RPI Loss:	276	RECORD	PCT. RANK	GAMES	SCHEDULE	OF SCHEDULE	RPI	RPI	RPI	RPI
DIV. I ONLY	5- 4	141	0- 1	350	230	321	321	22	22	
DIV. I NON-CONF.	5- 4	141	0- 1	350	230	321	321	22	22	

TOTALS	RPI 1-25	RPI 26-50	W-L RECORDS	RPI 51-100	RPI 101-150	RPI 150+				
5- 4	0- 0	0- 0	OVERALL	0- 0	0- 0	5- 4				
3- 1	0- 0	0- 0	HOME	0- 0	0- 0	3- 1				
2- 2	0- 0	0- 0	AWAY	0- 0	0- 0	2- 2				
0- 1	0- 0	0- 0	NEUTRAL	0- 0	0- 0	0- 1				
5- 4	0- 0	0- 0	NON-CONFERENCE	0- 0	0- 0	5- 4				
3- 1	0- 0	0- 0	HOME	0- 0	0- 0	3- 1				
2- 2	0- 0	0- 0	AWAY	0- 0	0- 0	2- 2				
0- 1	0- 0	0- 0	NEUTRAL	0- 0	0- 0	0- 1				
0- 0	0- 0	0- 0	CONFERENCE	0- 0	0- 0	0- 0				
0- 0	0- 0	0- 0	HOME	0- 0	0- 0	0- 0				
0- 0	0- 0	0- 0	AWAY	0- 0	0- 0	0- 0				
0- 0	0- 0	0- 0	NEUTRAL	0- 0	0- 0	0- 0				

RPI 1-25				RPI 26-50				RPI 51-100				RPI 101+				Team's RPI: 321
RPI	S	Opponent	Score	RPI	S	Opponent	Score	RPI	S	Opponent	Score	RPI	S	Opponent	Score	
												183	H	Monmouth	73	69
												216	N	Delaware	47	65
												244	H	Binghamton	59	50
												267	A	Fla. Atlantic	49	53
												282	H	Saint Peter's	60	62
												319	H	Albany (NY)	67	66
												334	A	Wagner	66	43
												340	A	Manhattan	49	60
												343	A	Fairleigh Dickinson	63	57
LAST 12 Division I GAMES:																
				216	N	Delaware	47	65	334	A	Wagner	66	43			
				183	H	Monmouth	73	69	244	H	Binghamton	59	50			
				340	A	Manhattan	49	60	343	A	Fairleigh Dickinson	63	57			
				319	H	Albany (NY)	67	66								
				267	A	Fla. Atlantic	49	53								
				282	H	Saint Peter's	60	62								

Non-Div I Games:

Lafayette

Average RPI Win: 197 WON-LOST RECORD WINNING PCT. RANK LAST 10 GAMES STRENGTH OF SCHEDULE OPP. STRENGTH OF SCHEDULE TEAM RPI ADJ. RPI CONF. RPI ADJ CONF. RPI

DIV. I ONLY	2- 4	236	0- 0	8	309	40	40	24	24
DIV. I NON-CONF.	2- 4	236	0- 0	8	309	40	40	24	24
TOTALS	RPI 1-25	RPI 26-50	W-L RECORDS	RPI 51-100	RPI 101-150	RPI 150+			
2- 4	0- 1	0- 0	OVERALL	1- 2	0- 1	1- 0			
0- 0	0- 0	0- 0	HOME	0- 0	0- 0	0- 0			
2- 3	0- 1	0- 0	AWAY	1- 1	0- 1	1- 0			
0- 1	0- 0	0- 0	NEUTRAL	0- 1	0- 0	0- 0			
2- 4	0- 1	0- 0	NON-CONFERENCE	1- 2	0- 1	1- 0			
0- 0	0- 0	0- 0	HOME	0- 0	0- 0	0- 0			
2- 3	0- 1	0- 0	AWAY	1- 1	0- 1	1- 0			
0- 1	0- 0	0- 0	NEUTRAL	0- 1	0- 0	0- 0			
0- 0	0- 0	0- 0	CONFERENCE	0- 0	0- 0	0- 0			
0- 0	0- 0	0- 0	HOME	0- 0	0- 0	0- 0			
0- 0	0- 0	0- 0	AWAY	0- 0	0- 0	0- 0			
0- 0	0- 0	0- 0	NEUTRAL	0- 0	0- 0	0- 0			

RPI S Opponent Score	RPI S Opponent Score	Team's RPI: 40	RPI S Opponent Score	RPI S Opponent Score
18 A Mississippi St. 53 104			52 A Texas A&M 74 68	104 A Denver 110 117
			72 N Ohio 62 87	341 A Louisiana 79 77
			87 A Kansas St. 55 73	
LAST 12 Division I GAMES:				
104 A Denver 110 117	87 A Kansas St. 55 73			
18 A Mississippi St. 53 104	52 A Texas A&M 74 68			
341 A Louisiana 79 77	72 N Ohio 62 87			

Non-Div I Games: LeTourneau 104 27 Louisiana Col. 94 43 McMurry 100 37 Howard Payne 93 37 Lamar University

Average RPI	Win: 240	WON-LOST	WINNING	LAST 10	STRENGTH OF	OPP. STRENGTH	TEAM	ADJ.	CONF.	ADJ CONF.
Average RPI	Loss: 44	RECORD	PCT. RANK	GAMES	SCHEDULE	OF SCHEDULE	RPI	RPI	RPI	RPI

DIV. I ONLY	6- 2	67	0- 1	208	172	137	137	22	22
DIV. I NON-CONF.	6- 2	67	0- 1	208	172	137	137	22	22

TOTALS	RPI 1-25	RPI 26-50	W-L RECORDS	RPI 51-100	RPI 101-150	RPI 150+			
6- 2	0- 0	0- 1	OVERALL	0- 1	0- 0	6- 0			
4- 2	0- 0	0- 1	HOME	0- 1	0- 0	4- 0			
2- 0	0- 0	0- 0	AWAY	0- 0	0- 0	2- 0			
0- 0	0- 0	0- 0	NEUTRAL	0- 0	0- 0	0- 0			
6- 2	0- 0	0- 1	NON-CONFERENCE	0- 1	0- 0	6- 0			
4- 2	0- 0	0- 1	HOME	0- 1	0- 0	4- 0			
2- 0	0- 0	0- 0	AWAY	0- 0	0- 0	2- 0			
0- 0	0- 0	0- 0	NEUTRAL	0- 0	0- 0	0- 0			
0- 0	0- 0	0- 0	CONFERENCE	0- 0	0- 0	0- 0			
0- 0	0- 0	0- 0	HOME	0- 0	0- 0	0- 0			
0- 0	0- 0	0- 0	AWAY	0- 0	0- 0	0- 0			
0- 0	0- 0	0- 0	NEUTRAL	0- 0	0- 0	0- 0			

RPI	S	Opponent	Score	RPI	S	Opponent	Score	RPI	S	Opponent	Score	RPI	S	Opponent	Score
33	H	Villanova	48 70	55	H	Charlotte	60 62	183	H	Monmouth	63 48	214	H	Sacred Heart	70 66
								244	A	Binghamton	65 55	248	A	Central Conn. St.	88 62
								260	H	Cornell	67 54	292	H	Norfolk St.	62 41

Team's RPI: 137															
LAST 12 Division I GAMES:															
55	H	Charlotte	60 62	292	H	Norfolk St.	62 41	244	A	Binghamton	65 55	33	H	Villanova	48 70
214	H	Sacred Heart	70 66	244	A	Binghamton	65 55	183	H	Monmouth	63 48	248	A	Central Conn. St.	88 62
260	H	Cornell	67 54	33	H	Villanova	48 70								

Non-Div I Games: Kutztown 73 39

Lehigh

Average RPI	Win: 279	WON-LOST RECORD	WINNING PCT. RANK	LAST 10 GAMES	STRENGTH OF SCHEDULE	OPP. STRENGTH OF SCHEDULE	TEAM RPI	ADJ. RPI	CONF. RPI	ADJ CONF. RPI
Average RPI	Loss: 170									
DIV. I ONLY		2- 8	285	0- 1	274	220	314	314	27	27
DIV. I NON-CONF.		2- 8	285	0- 1	274	220	314	314	27	27

TOTALS	RPI 1-25		RPI 26-50		W-L RECORDS		RPI 51-100		RPI 101-150	RPI 150+
2- 8	0- 0		0- 1		OVERALL		0- 1		0- 2	2- 4
1- 2	0- 0		0- 1		HOME		0- 0		0- 1	1- 0
1- 4	0- 0		0- 0		AWAY		0- 0		0- 1	1- 3
0- 2	0- 0		0- 0		NEUTRAL		0- 1		0- 0	0- 1
2- 8	0- 0		0- 1		NON-CONFERENCE		0- 1		0- 2	2- 4
1- 2	0- 0		0- 1		HOME		0- 0		0- 1	1- 0
1- 4	0- 0		0- 0		AWAY		0- 0		0- 1	1- 3
0- 2	0- 0		0- 0		NEUTRAL		0- 1		0- 0	0- 1
0- 0	0- 0		0- 0		CONFERENCE		0- 0		0- 0	0- 0
0- 0	0- 0		0- 0		HOME		0- 0		0- 0	0- 0
0- 0	0- 0		0- 0		AWAY		0- 0		0- 0	0- 0
0- 0	0- 0		0- 0		NEUTRAL		0- 0		0- 0	0- 0

RPI 1-25				RPI 26-50				RPI 51-100				RPI 101+ Team's RPI: 314			
RPI	S	Opponent	Score	RPI	S	Opponent	Score	RPI	S	Opponent	Score	RPI	S	Opponent	Score
				32	H	Virginia Tech	61 72	55	N	Charlotte	61 63	119	H	James Madison	53 74
												128	A	Chattanooga	60 75
												188	A	East Carolina	63 66
												218	A	Bethune-Cookman	76 81
												259	H	Saint Francis (PA)	82 53
												292	N	Norfolk St.	53 66
												298	A	ETSU	89 86
												330	A	UNC Greensboro	45 48
LAST 12 Division I GAMES:															
330	A	UNC Greensboro	45 48	292	N	Norfolk St.	53 66								
188	A	East Carolina	63 66	259	H	Saint Francis (PA)	82 53								
298	A	ETSU	89 86	32	H	Virginia Tech	61 72								
119	H	James Madison	53 74	218	A	Bethune-Cookman	76 81								
55	N	Charlotte	61 63												
128	A	Chattanooga	60 75												

Non-Div I Games:

Liberty

Average RPI Win:	281	WON-LOST	WINNING	LAST 10	STRENGTH OF	OPP. STRENGTH	TEAM	ADJ.	CONF.	ADJ CONF.
Average RPI Loss:	187	RECORD	PCT. RANK	GAMES	SCHEDULE	OF SCHEDULE	RPI	RPI	RPI	RPI
DIV. I ONLY	2- 8	285	0- 1	311	210	332	332	27	27	
DIV. I NON-CONF.	2- 8	285	0- 1	311	210	332	332	27	27	

TOTALS	RPI 1-25	RPI 26-50	W-L RECORDS	RPI 51-100	RPI 101-150	RPI 150+				
2- 8	0- 0	0- 1	OVERALL	0- 1	0- 2	2- 4				
1- 3	0- 0	0- 0	HOME	0- 1	0- 0	1- 2				
1- 5	0- 0	0- 1	AWAY	0- 0	0- 2	1- 2				
0- 0	0- 0	0- 0	NEUTRAL	0- 0	0- 0	0- 0				
2- 8	0- 0	0- 1	NON-CONFERENCE	0- 1	0- 2	2- 4				
1- 3	0- 0	0- 0	HOME	0- 1	0- 0	1- 2				
1- 5	0- 0	0- 1	AWAY	0- 0	0- 2	1- 2				
0- 0	0- 0	0- 0	NEUTRAL	0- 0	0- 0	0- 0				
0- 0	0- 0	0- 0	CONFERENCE	0- 0	0- 0	0- 0				
0- 0	0- 0	0- 0	HOME	0- 0	0- 0	0- 0				
0- 0	0- 0	0- 0	AWAY	0- 0	0- 0	0- 0				
0- 0	0- 0	0- 0	NEUTRAL	0- 0	0- 0	0- 0				

RPI 1-25				RPI 26-50				RPI 51-100				RPI 101+				Team's RPI: 332					
RPI	S	Opponent	Score	RPI	S	Opponent	Score	RPI	S	Opponent	Score	RPI	S	Opponent	Score						
				49	A	Belmont	43 83					64	H	UT Martin	53 62	103	A	Clemson	26 68		
																147	A	Cincinnati	55 71		
																190	H	Jacksonville St.	46 58		
																262	A	Alabama A&M	62 58		
																293	H	Col. of Charleston	63 65		
																299	H	Tennessee St.	64 62		
																301	A	Murray St.	61 97		
																347	A	Austin Peay	58 70		
LAST 12 Division I GAMES:																					
				347	A	Austin Peay	58 70					293	H	Col. of Charleston	63 65						
				147	A	Cincinnati	55 71					64	H	UT Martin	53 62						
				301	A	Murray St.	61 97					49	A	Belmont	43 83						
				190	H	Jacksonville St.	46 58					299	H	Tennessee St.	64 62						
				262	A	Alabama A&M	62 58														
				103	A	Clemson	26 68														

Non-Div I Games:

Lipscomb

Average RPI Win:	166	WON-LOST	WINNING	LAST 10	STRENGTH OF	OPP. STRENGTH	TEAM	ADJ.	CONF.	ADJ CONF.
Average RPI Loss:	95	RECORD	PCT. RANK	GAMES	SCHEDULE	OF SCHEDULE	RPI	RPI	RPI	RPI
DIV. I ONLY	3- 6	236	1- 0	45	139	156	156	19	19	
DIV. I NON-CONF.	3- 6	236	1- 0	45	139	156	156	19	19	

TOTALS	RPI 1-25	RPI 26-50	W-L RECORDS	RPI 51-100	RPI 101-150	RPI 150+				
3- 6	0- 1	0- 0	OVERALL	1- 3	0- 1	2- 1				
1- 5	0- 1	0- 0	HOME	0- 2	0- 1	1- 1				
2- 1	0- 0	0- 0	AWAY	1- 1	0- 0	1- 0				
0- 0	0- 0	0- 0	NEUTRAL	0- 0	0- 0	0- 0				
3- 6	0- 1	0- 0	NON-CONFERENCE	1- 3	0- 1	2- 1				
1- 5	0- 1	0- 0	HOME	0- 2	0- 1	1- 1				
2- 1	0- 0	0- 0	AWAY	1- 1	0- 0	1- 0				
0- 0	0- 0	0- 0	NEUTRAL	0- 0	0- 0	0- 0				
0- 0	0- 0	0- 0	CONFERENCE	0- 0	0- 0	0- 0				
0- 0	0- 0	0- 0	HOME	0- 0	0- 0	0- 0				
0- 0	0- 0	0- 0	AWAY	0- 0	0- 0	0- 0				
0- 0	0- 0	0- 0	NEUTRAL	0- 0	0- 0	0- 0				

RPI 1-25				RPI 26-50				RPI 51-100				RPI 101+ Team's RPI: 156			
RPI	S	Opponent	Score	RPI	S	Opponent	Score	RPI	S	Opponent	Score	RPI	S	Opponent	Score
18	H	Missi ssi ppi St.	63 98					52	H	Texas A&M	40 61	133	H	Ri ce	65 79
								68	A	Loui si ana Tech	69 58	162	A	Tul sa	63 53
								83	A	LSU	45 60	197	H	Western Ky.	56 68
								87	H	Kansas St.	47 53	267	H	Fla. Atlantic	61 38

LAST 12 Division I GAMES:															
				52	H	Texas A&M	40 61	162	A	Tul sa	63 53				
				133	H	Ri ce	65 79	87	H	Kansas St.	47 53				
				267	H	Fla. Atlantic	61 38	197	H	Western Ky.	56 68				
				68	A	Loui si ana Tech	69 58	18	H	Missi ssi ppi St.	63 98				
								83	A	LSU	45 60				

Non-Div I Games:

Little Rock

Average RPI Win: 263

Average RPI Loss: 118

WON-LOST
RECORDWINNING
PCT. RANKLAST 10
GAMESSTRENGTH OF
SCHEDULEOPP. STRENGTH
OF SCHEDULETEAM
RPIADJ.
RPICONF.
RPIADJ CONF.
RPIDIV. I ONLY
DIV. I NON-CONF.2- 10
2- 10301
3011- 0
1- 091
91211
211271
271271
27120
2020
20

TOTALS

RPI 1-25

RPI 26-50

W-L RECORDS

RPI 51-100

RPI 101-150

RPI 150+

2- 10

0- 1

0- 0

OVERALL

0- 4

0- 2

2- 3

2- 6

0- 0

0- 0

HOME

0- 2

0- 1

2- 3

0- 4

0- 1

0- 0

AWAY

0- 2

0- 1

0- 0

0- 0

0- 0

0- 0

NEUTRAL

0- 0

0- 0

0- 0

2- 10

0- 1

0- 0

NON-CONFERENCE

0- 4

0- 2

2- 3

2- 6

0- 0

0- 0

HOME

0- 2

0- 1

2- 3

0- 4

0- 1

0- 0

AWAY

0- 2

0- 1

0- 0

0- 0

0- 0

0- 0

NEUTRAL

0- 0

0- 0

0- 0

0- 0

0- 0

0- 0

CONFERENCE

0- 0

0- 0

0- 0

0- 0

0- 0

0- 0

HOME

0- 0

0- 0

0- 0

0- 0

0- 0

0- 0

AWAY

0- 0

0- 0

0- 0

0- 0

0- 0

0- 0

NEUTRAL

0- 0

0- 0

0- 0

RPI 1-25

RPI 26-50

RPI 51-100

RPI 101+

Team's RPI: 271

RPI	S	Opponent	Score
4	A	Oregon	48 110

RPI	S	Opponent	Score
-----	---	----------	-------

RPI	S	Opponent	Score
54	H	Southern California	50 86
74	A	Loyola Marymount	62 71
78	H	UNI	64 71
97	A	Utah	59 82

RPI	S	Opponent	Score
102	H	Arizona	43 70
122	A	Montana St.	62 85
173	H	San Diego	56 60
181	H	Idaho	70 63
192	H	Nevada	67 76
286	H	California Baptist	83 85
345	H	Grand Canyon	57 50

LAST 12 Division I GAMES:

345	H	Grand Canyon	57	50	102	H	Arizona	43	70
74	A	Loyola Marymount	62	71	173	H	San Diego	56	60
192	H	Nevada	67	76	4	A	Oregon	48	110
97	A	Utah	59	82	122	A	Montana St.	62	85
54	H	Southern California	50	86	181	H	Idaho	70	63
286	H	California Baptist	83	85	78	H	UNI	64	71

Long Beach St.

Long Beach St.

Non-Div I Games:

Long Beach St.

Average RPI	Win: 311	WON-LOST RECORD	WINNING PCT. RANK	LAST 10 GAMES	STRENGTH OF SCHEDULE	OPP. STRENGTH OF SCHEDULE	TEAM RPI	ADJ. RPI	CONF. RPI	ADJ CONF. RPI
Average RPI	Loss: 232									
DIV. I ONLY		1- 6	305	0- 1	345	274	349	349	29	29
DIV. I NON-CONF.		1- 6	305	0- 1	345	274	349	349	29	29

TOTALS	RPI 1-25		RPI 26-50		W-L RECORDS		RPI 51-100		RPI 101-150	RPI 150+
1- 6	0- 0		0- 0		OVERALL		0- 1		0- 0	1- 5
1- 4	0- 0		0- 0		HOME		0- 0		0- 0	1- 4
0- 2	0- 0		0- 0		AWAY		0- 1		0- 0	0- 1
0- 0	0- 0		0- 0		NEUTRAL		0- 0		0- 0	0- 0
1- 6	0- 0		0- 0		NON-CONFERENCE		0- 1		0- 0	1- 5
1- 4	0- 0		0- 0		HOME		0- 0		0- 0	1- 4
0- 2	0- 0		0- 0		AWAY		0- 1		0- 0	0- 1
0- 0	0- 0		0- 0		NEUTRAL		0- 0		0- 0	0- 0
0- 0	0- 0		0- 0		CONFERENCE		0- 0		0- 0	0- 0
0- 0	0- 0		0- 0		HOME		0- 0		0- 0	0- 0
0- 0	0- 0		0- 0		AWAY		0- 0		0- 0	0- 0
0- 0	0- 0		0- 0		NEUTRAL		0- 0		0- 0	0- 0

RPI 1-25				RPI 26-50				RPI 51-100				RPI 101+ Team's RPI: 349							
RPI	S	Opponent	Score	RPI	S	Opponent	Score	RPI	S	Opponent	Score	RPI	S	Opponent	Score				
								86	A	VCU	55	84	172	H	Eastern Mich.	45	64		
												247	H	Wofford	72	101			
												259	H	Saint Francis (PA)	88	91			
												292	A	Norfolk St.	42	74			
												311	H	UMES	83	71			
												334	H	Wagner	60	86			

LAST 12 Division I GAMES:																			
172	H	Eastern Mich.	45	64	247	H	Wofford	72	101	259	H	Saint Francis (PA)	88	91	311	H	UMES	83	71
292	A	Norfolk St.	42	74	334	H	Wagner	60	86	86	A	VCU	55	84					

Non-Div I Games:

Longwood

Average RPI Win: 331 WON-LOST WINNING LAST 10
Average RPI Loss: 194 RECORD PCT. RANK GAMES STRENGTH OF OPP. STRENGTH TEAM ADJ. CONF. ADJ CONF.
SCHEDULE OF SCHEDULE RPI RPI RPI RPI

DIV. I ONLY	2- 6	267	0- 1	340	200	341	341	19	19
DIV. I NON-CONF.	2- 6	267	0- 1	340	200	341	341	19	19
TOTALS	RPI 1-25	RPI 26-50	W-L RECORDS	RPI 51-100	RPI 101-150	RPI 150+			
2- 6	0- 0	0- 2	OVERALL	0- 0	0- 0	2- 4			
1- 2	0- 0	0- 1	HOME	0- 0	0- 0	1- 1			
1- 3	0- 0	0- 1	AWAY	0- 0	0- 0	1- 2			
0- 1	0- 0	0- 0	NEUTRAL	0- 0	0- 0	0- 1			
2- 6	0- 0	0- 2	NON-CONFERENCE	0- 0	0- 0	2- 4			
1- 2	0- 0	0- 1	HOME	0- 0	0- 0	1- 1			
1- 3	0- 0	0- 1	AWAY	0- 0	0- 0	1- 2			
0- 1	0- 0	0- 0	NEUTRAL	0- 0	0- 0	0- 1			
0- 0	0- 0	0- 0	CONFERENCE	0- 0	0- 0	0- 0			
0- 0	0- 0	0- 0	HOME	0- 0	0- 0	0- 0			
0- 0	0- 0	0- 0	AWAY	0- 0	0- 0	0- 0			
0- 0	0- 0	0- 0	NEUTRAL	0- 0	0- 0	0- 0			

RPI S Opponent	Score	RPI S Opponent	Score	RPI S Opponent	Score	RPI S Opponent	Score
		35 A Auburn	59 71			198 H Sam Houston St.	62 68
		40 H Lamar University	77 79			234 A Ole Miss	57 79
						324 N A&M-Corpus Christi	63 64
						326 H Jackson St.	68 61
						335 A UTRGV	60 75
						336 A McNeese	70 59
LAST 12 Division I GAMES:							
		198 H Sam Houston St.	62 68	234 A Ole Miss	57 79		
		335 A UTRGV	60 75	40 H Lamar University	77 79		
		324 N A&M-Corpus Christi	63 64				
		35 A Auburn	59 71				
		326 H Jackson St.	68 61				
		336 A McNeese	70 59				

Non-Div I Games: Dillard 69 72

Louisiana

Average RPI Win:	179	WON-LOST	WINNING	LAST 10	STRENGTH OF	OPP. STRENGTH	TEAM	ADJ.	CONF.	ADJ CONF.
Average RPI Loss:	142	RECORD	PCT. RANK	GAMES	SCHEDULE	OF SCHEDULE	RPI	RPI	RPI	RPI

DIV. I ONLY	6- 3	95	1- 0	112	125	68	68	18	18
DIV. I NON-CONF.	6- 3	95	1- 0	112	125	68	68	18	18

TOTALS	RPI 1-25	RPI 26-50	W-L RECORDS	RPI 51-100	RPI 101-150	RPI 150+			
6- 3	0- 0	0- 1	OVERALL	0- 0	2- 0	4- 2			
3- 1	0- 0	0- 0	HOME	0- 0	1- 0	2- 1			
2- 2	0- 0	0- 1	AWAY	0- 0	0- 0	2- 1			
1- 0	0- 0	0- 0	NEUTRAL	0- 0	1- 0	0- 0			
6- 3	0- 0	0- 1	NON-CONFERENCE	0- 0	2- 0	4- 2			
3- 1	0- 0	0- 0	HOME	0- 0	1- 0	2- 1			
2- 2	0- 0	0- 1	AWAY	0- 0	0- 0	2- 1			
1- 0	0- 0	0- 0	NEUTRAL	0- 0	1- 0	0- 0			
0- 0	0- 0	0- 0	CONFERENCE	0- 0	0- 0	0- 0			
0- 0	0- 0	0- 0	HOME	0- 0	0- 0	0- 0			
0- 0	0- 0	0- 0	AWAY	0- 0	0- 0	0- 0			
0- 0	0- 0	0- 0	NEUTRAL	0- 0	0- 0	0- 0			

RPI 1-25	RPI 26-50	RPI 51-100	Team's RPI: 68	RPI 101+
RPI S Opponent Score	RPI S Opponent Score	RPI S Opponent Score		RPI S Opponent Score
	26 A Arizona St. 44 80			113 N Alabama 79 62
				129 H Houston 100 88
				156 H Little Rock 58 69
				171 A Arkansas St. 80 70
				178 H Southeastern La. 72 53
				234 H Ole Miss 80 71
				243 A Wichita St. 56 70
				250 A Memphis 66 50
LAST 12 Division I GAMES:				
	171 A Arkansas St. 80 70		113 N Alabama 79 62	
	250 A Memphis 66 50		234 H Ole Miss 80 71	
	129 H Houston 100 88		178 H Southeastern La. 72 53	
	156 H Little Rock 58 69		26 A Arizona St. 44 80	
			243 A Wichita St. 56 70	

Non-Div I Games: LSU-Alexandria 112 70

Louisiana Tech

Average RPI Win: 136 WON-LOST RECORD WINNING PCT. RANK LAST 10 GAMES STRENGTH OF SCHEDULE OPP. STRENGTH OF SCHEDULE TEAM RPI ADJ. RPI CONF. RPI ADJ. CONF. RPI

DIV. I ONLY	11- 0	1	1- 0	99	52	9	9	1	1
DIV. I NON-CONF.	11- 0	1	1- 0	99	52	9	9	1	1

TOTALS	RPI 1-25	RPI 26-50	W-L RECORDS	RPI 51-100	RPI 101-150	RPI 150+			
11- 0	1- 0	1- 0	OVERALL	2- 0	4- 0	3- 0			
6- 0	1- 0	0- 0	HOME	1- 0	2- 0	2- 0			
3- 0	0- 0	0- 0	AWAY	1- 0	1- 0	1- 0			
2- 0	0- 0	1- 0	NEUTRAL	0- 0	1- 0	0- 0			
11- 0	1- 0	1- 0	NON-CONFERENCE	2- 0	4- 0	3- 0			
6- 0	1- 0	0- 0	HOME	1- 0	2- 0	2- 0			
3- 0	0- 0	0- 0	AWAY	1- 0	1- 0	1- 0			
2- 0	0- 0	1- 0	NEUTRAL	0- 0	1- 0	0- 0			
0- 0	0- 0	0- 0	CONFERENCE	0- 0	0- 0	0- 0			
0- 0	0- 0	0- 0	HOME	0- 0	0- 0	0- 0			
0- 0	0- 0	0- 0	AWAY	0- 0	0- 0	0- 0			
0- 0	0- 0	0- 0	NEUTRAL	0- 0	0- 0	0- 0			

RPI 1-25	Team's RPI: 9	RPI 26-50	RPI 51-100	RPI 101+
RPI S Opponent Score	RPI S Opponent Score	RPI S Opponent Score	RPI S Opponent Score	RPI S Opponent Score
17 H Kentucky 80 75	26 N Arizona St. 58 56	64 H UT Martin 102 62	90 A Boise St. 74 55	114 N Hartford 86 69
				117 H Nebraska 85 68
				128 A Chattanooga 75 49
				134 H Miami (OH) 95 73
				197 A Western Ky. 102 80
				299 H Tennessee St. 107 52
				308 H Northern Ky. 92 59
LAST 12 Division I GAMES:				
308 H Northern Ky. 92 59	64 H UT Martin 102 62	299 H Tennessee St. 107 52	117 H Nebraska 85 68	
17 H Kentucky 80 75	114 N Hartford 86 69	134 H Miami (OH) 95 73	197 A Western Ky. 102 80	
90 A Boise St. 74 55	26 N Arizona St. 58 56			
128 A Chattanooga 75 49				
197 A Western Ky. 102 80				

Non-Div I Games:

Louisville

Average RPI Win: 277

Average RPI Loss: 139

WON-LOST
RECORDWINNING
PCT. RANKLAST 10
GAMESSTRENGTH OF
SCHEDULEOPP. STRENGTH
OF SCHEDULETEAM
RPIADJ.
RPICONF.
RPIADJ CONF.
RPIDIV. I ONLY
DIV. I NON-CONF.6- 4
6- 4122
1220- 1
0- 1323
323170
170232
232232
23215
1515
15

TOTALS

RPI 1-25

RPI 26-50

W-L RECORDS

RPI 51-100

RPI 101-150

RPI 150+

6- 4

0- 0

0- 0

OVERALL

0- 1

0- 1

6- 2

4- 1

0- 0

0- 0

HOME

0- 0

0- 0

4- 1

2- 3

0- 0

0- 0

AWAY

0- 1

0- 1

2- 1

0- 0

0- 0

0- 0

NEUTRAL

0- 0

0- 0

0- 0

6- 4

0- 0

0- 0

NON-CONFERENCE

0- 1

0- 1

6- 2

4- 1

0- 0

0- 0

HOME

0- 0

0- 0

4- 1

2- 3

0- 0

0- 0

AWAY

0- 1

0- 1

2- 1

0- 0

0- 0

0- 0

NEUTRAL

0- 0

0- 0

0- 0

0- 0

0- 0

0- 0

CONFERENCE

0- 0

0- 0

0- 0

0- 0

0- 0

0- 0

HOME

0- 0

0- 0

0- 0

0- 0

0- 0

0- 0

AWAY

0- 0

0- 0

0- 0

0- 0

0- 0

0- 0

NEUTRAL

0- 0

0- 0

0- 0

RPI 1-25

RPI 26-50

RPI 51-100

RPI 101+

Team's RPI: 232

RPI S Opponent Score

RPI S Opponent Score

RPI S Opponent Score

RPI S Opponent Score

96 A Purdue 41 65

132 A Youngstown St. 63 74

163 H UMKC 74 88

164 A Bowling Green 74 88

203 H SIUE 56 43

229 A UI C 75 60

289 A Western Mi ch. 64 53

290 H Detroit Mercy 52 43

325 H Purdue Fort Wayne 81 67

327 H Chi cago St. 76 40

LAST 12 Division I GAMES:

163 H UMKC 74 88 289 A Western Mi ch. 64 53

96 A Purdue 41 65 325 H Purdue Fort Wayne 81 67

203 H SIUE 56 43 327 H Chi cago St. 76 40

132 A Youngstown St. 63 74 164 A Bowling Green 74 88

229 A UI C 75 60

290 H Detroit Mercy 52 43

L
o
y
o
l
a
C
h
i
c
a
g
oL
o
y
o
l
a
C
h
i
c
a
g
o

Non-Div I Games:

Loyol a Chi cago

Average RPI Win:	0	WON-LOST	WINNING	LAST 10	STRENGTH OF	OPP. STRENGTH	TEAM	ADJ.	CONF.	ADJ CONF.
Average RPI Loss:	184	RECORD	PCT. RANK	GAMES	SCHEDULE	OF SCHEDULE	RPI	RPI	RPI	RPI
DIV. I ONLY	0- 10	330	0- 1	115	318	323	323	22	22	
DIV. I NON-CONF.	0- 10	330	0- 1	115	318	323	323	22	22	

TOTALS	RPI 1-25	RPI 26-50	W-L RECORDS	RPI 51-100	RPI 101-150	RPI 150+				
0- 10	0- 0	0- 1	OVERALL	0- 0	0- 2	0- 7				
0- 3	0- 0	0- 0	HOME	0- 0	0- 1	0- 2				
0- 6	0- 0	0- 1	AWAY	0- 0	0- 0	0- 5				
0- 1	0- 0	0- 0	NEUTRAL	0- 0	0- 1	0- 0				
0- 10	0- 0	0- 1	NON-CONFERENCE	0- 0	0- 2	0- 7				
0- 3	0- 0	0- 0	HOME	0- 0	0- 1	0- 2				
0- 6	0- 0	0- 1	AWAY	0- 0	0- 0	0- 5				
0- 1	0- 0	0- 0	NEUTRAL	0- 0	0- 1	0- 0				
0- 0	0- 0	0- 0	CONFERENCE	0- 0	0- 0	0- 0				
0- 0	0- 0	0- 0	HOME	0- 0	0- 0	0- 0				
0- 0	0- 0	0- 0	AWAY	0- 0	0- 0	0- 0				
0- 0	0- 0	0- 0	NEUTRAL	0- 0	0- 0	0- 0				

RPI 1-25				RPI 26-50				RPI 51-100				RPI 101+ Team's RPI: 323			
RPI	S	Opponent	Score	RPI	S	Opponent	Score	RPI	S	Opponent	Score	RPI	S	Opponent	Score
				43	A	Maryland	48 83					121	N	Boston College	47 73
												135	H	Mt. St. Mary's	67 77
												161	A	George Mason	38 70
												167	H	William & Mary	49 65
												174	A	Georgetown	30 45
												191	A	Towson	57 62
												256	A	Dartmouth	41 54
												287	H	St. Francis Brooklyn	70 75
												303	A	Saint Joseph's	46 49
LAST 12 Division I GAMES:															
303	A	Saint Joseph's	46 49	121	N	Boston College	47 73								
43	A	Maryland	48 83	167	H	William & Mary	49 65								
287	H	St. Francis Brooklyn	70 75	174	A	Georgetown	30 45								
191	A	Towson	57 62	256	A	Dartmouth	41 54								
135	H	Mt. St. Mary's	67 77	161	A	George Mason	38 70								

Non-Div I Games:

Loyola Maryland

Average RPI Win: 170		WON-LOST RECORD		WINNING PCT. RANK		LAST 10 GAMES		STRENGTH OF SCHEDULE		OPP. STRENGTH OF SCHEDULE		TEAM RPI		ADJ. RPI		CONF. RPI		ADJ CONF. RPI	
Average RPI Loss: 123																			
DIV. I ONLY		7- 2		57		1- 0		207		82		74		74		7		7	
DIV. I NON-CONF.		7- 2		57		1- 0		207		82		74		74		7		7	
TOTALS		RPI 1-25		RPI 26-50		W-L RECORDS		RPI 51-100		RPI 101-150		RPI 150+							
7- 2		0- 0		1- 0		OVERALL		1- 0		2- 2		3- 0							
4- 1		0- 0		1- 0		HOME		1- 0		0- 1		2- 0							
3- 1		0- 0		0- 0		AWAY		0- 0		2- 1		1- 0							
0- 0		0- 0		0- 0		NEUTRAL		0- 0		0- 0		0- 0							
7- 2		0- 0		1- 0		NON-CONFERENCE		1- 0		2- 2		3- 0							
4- 1		0- 0		1- 0		HOME		1- 0		0- 1		2- 0							
3- 1		0- 0		0- 0		AWAY		0- 0		2- 1		1- 0							
0- 0		0- 0		0- 0		NEUTRAL		0- 0		0- 0		0- 0							
0- 0		0- 0		0- 0		CONFERENCE		0- 0		0- 0		0- 0							
0- 0		0- 0		0- 0		HOME		0- 0		0- 0		0- 0							
0- 0		0- 0		0- 0		AWAY		0- 0		0- 0		0- 0							
0- 0		0- 0		0- 0		NEUTRAL		0- 0		0- 0		0- 0							

RPI 1-25				RPI 26-50				RPI 51-100				RPI 101+			
RPI	S	Opponent	Score	RPI	S	Opponent	Score	RPI	S	Opponent	Score	RPI	S	Opponent	Score
				29	H	UCLA	69 63	88	H	UC Davis	60 53	102	A	Arizona	66 64
												104	A	Denver	75 104
												124	A	CSUN	72 53
												142	H	Northern Ariz.	62 63
												271	H	Long Beach St.	71 62
												276	A	UC Santa Barbara	70 57
												302	H	Robert Morris	61 53

LAST 12 Division I GAMES:															
				271	H	Long Beach St.	71 62	302	H	Robert Morris	61 53				
				124	A	CSUN	72 53	102	A	Arizona	66 64				
				104	A	Denver	75 104	29	H	UCLA	69 63				
				88	H	UC Davis	60 53								
				142	H	Northern Ariz.	62 63								
				276	A	UC Santa Barbara	70 57								

Non-Div I Games:

Loyola Marymount

Average RPI	Win:	171	WON-LOST	WINNING	LAST 10	STRENGTH OF	OPP. STRENGTH	TEAM	ADJ.	CONF.	ADJ CONF.
Average RPI	Loss:	25	RECORD	PCT. RANK	GAMES	SCHEDULE	OF SCHEDULE	RPI	RPI	RPI	RPI
DIV. I ONLY		7- 3		86	0- 1	79	80	37	37	23	23
DIV. I NON-CONF.		7- 3		86	0- 1	79	80	37	37	23	23

TOTALS	RPI 1-25		RPI 26-50		W-L RECORDS	RPI 51-100		RPI 101-150		RPI 150+	
7- 3	0- 1		2- 2		OVERALL	0- 0		1- 0		4- 0	
2- 1	0- 0		1- 1		HOME	0- 0		0- 0		1- 0	
3- 2	0- 1		1- 1		AWAY	0- 0		0- 0		2- 0	
2- 0	0- 0		0- 0		NEUTRAL	0- 0		1- 0		1- 0	
7- 3	0- 1		2- 2		NON-CONFERENCE	0- 0		1- 0		4- 0	
2- 1	0- 0		1- 1		HOME	0- 0		0- 0		1- 0	
3- 2	0- 1		1- 1		AWAY	0- 0		0- 0		2- 0	
2- 0	0- 0		0- 0		NEUTRAL	0- 0		1- 0		1- 0	
0- 0	0- 0		0- 0		CONFERENCE	0- 0		0- 0		0- 0	
0- 0	0- 0		0- 0		HOME	0- 0		0- 0		0- 0	
0- 0	0- 0		0- 0		AWAY	0- 0		0- 0		0- 0	
0- 0	0- 0		0- 0		NEUTRAL	0- 0		0- 0		0- 0	

RPI 1-25				RPI 26-50				Team's RPI: 37				RPI 51-100				RPI 101+			
RPI	S	Opponent	Score	RPI	S	Opponent	Score	RPI	S	Opponent	Score	RPI	S	Opponent	Score	RPI	S	Opponent	Score
3	A	NC State	46 84	30	A	Green Bay	39 70									112	N	Penn	47 46
				31	A	North Carolina	85 73									155	A	Harvard	67 60
				42	H	Duke	63 66									242	H	Brown	102 96
				45	H	Toledo	73 59									284	A	Bryant	74 57
																328	N	N. C. A&T	58 52
LAST 12 Division I GAMES:																			
				112	N	Penn	47 46					3	A	NC State	46 84				
				328	N	N. C. A&T	58 52					242	H	Brown	102 96				
				30	A	Green Bay	39 70					155	A	Harvard	67 60				
				42	H	Duke	63 66					31	A	North Carolina	85 73				
				284	A	Bryant	74 57												
				45	H	Toledo	73 59												

Non-Div I Games:

Maine

Average RPI Win:	336	WON-LOST	WINNING	LAST 10	STRENGTH OF	OPP. STRENGTH	TEAM	ADJ.	CONF.	ADJ CONF.
Average RPI Loss:	205	RECORD	PCT. RANK	GAMES	SCHEDULE	OF SCHEDULE	RPI	RPI	RPI	RPI
DIV. I ONLY	2- 8	285	0- 1	273	338	340	340	26	26	
DIV. I NON-CONF.	2- 8	285	0- 1	273	338	340	340	26	26	

TOTALS	RPI 1-25	RPI 26-50	W-L RECORDS	RPI 51-100	RPI 101-150	RPI 150+				
2- 8	0- 0	0- 0	OVERALL	0- 0	0- 2	2- 6				
2- 5	0- 0	0- 0	HOME	0- 0	0- 2	2- 3				
0- 3	0- 0	0- 0	AWAY	0- 0	0- 0	0- 3				
0- 0	0- 0	0- 0	NEUTRAL	0- 0	0- 0	0- 0				
2- 8	0- 0	0- 0	NON-CONFERENCE	0- 0	0- 2	2- 6				
2- 5	0- 0	0- 0	HOME	0- 0	0- 2	2- 3				
0- 3	0- 0	0- 0	AWAY	0- 0	0- 0	0- 3				
0- 0	0- 0	0- 0	NEUTRAL	0- 0	0- 0	0- 0				
0- 0	0- 0	0- 0	CONFERENCE	0- 0	0- 0	0- 0				
0- 0	0- 0	0- 0	HOME	0- 0	0- 0	0- 0				
0- 0	0- 0	0- 0	AWAY	0- 0	0- 0	0- 0				
0- 0	0- 0	0- 0	NEUTRAL	0- 0	0- 0	0- 0				

RPI 1-25				RPI 26-50				RPI 51-100				RPI 101+				Team's RPI: 340
RPI	S	Opponent	Score	RPI	S	Opponent	Score	RPI	S	Opponent	Score	RPI	S	Opponent	Score	
												108	H	Wright St.	44	60
												109	H	Stony Brook	48	79
												153	H	Drexel	39	53
												158	A	Fordham	61	65
												214	H	Sacred Heart	46	74
												287	A	St. Francis Brooklyn	65	73
												290	H	Detroit Mercy	56	58
												319	A	Albany (NY)	54	60
												321	H	Lafayette	60	49
												350	H	LIU Brooklyn	61	46
LAST 12 Division I GAMES:																
109	H	Stony Brook	48	79	214	H	Sacred Heart	46	74	108	H	Wright St.	44	60		
319	A	Albany (NY)	54	60	153	H	Drexel	39	53	321	H	Lafayette	60	49		
287	A	St. Francis Brooklyn	65	73	158	A	Fordham	61	65	290	H	Detroit Mercy	56	58		
350	H	LIU Brooklyn	61	46												

Non-Div I Games:

Manhattan

M
a
r
i
s
t

Marist				Through Games Of Dec. 18, 2018							
Average RPI	Win:	208	WON-LOST	WINNING	LAST 10	STRENGTH OF	OPP. STRENGTH	TEAM	ADJ.	CONF.	ADJ CONF.
Average RPI	Loss:	92	RECORD	PCT. RANK	GAMES	SCHEDULE	OF SCHEDULE	RPI	RPI	RPI	RPI
DIV. I ONLY			8- 3	79	1- 0	227	137	92	92	26	26
DIV. I NON-CONF.			8- 3	79	1- 0	227	137	92	92	26	26

TOTALS		RPI 1-25		RPI 26-50		W-L RECORDS		RPI 51-100	RPI 101-150		RPI 150+
8- 3		0- 0		1- 1		OVERALL		0- 0	0- 2		7- 0
3- 0		0- 0		1- 0		HOME		0- 0	0- 0		2- 0
3- 2		0- 0		0- 1		AWAY		0- 0	0- 1		3- 0
2- 1		0- 0		0- 0		NEUTRAL		0- 0	0- 1		2- 0
8- 3		0- 0		1- 1		NON-CONFERENCE		0- 0	0- 2		7- 0
3- 0		0- 0		1- 0		HOME		0- 0	0- 0		2- 0
3- 2		0- 0		0- 1		AWAY		0- 0	0- 1		3- 0
2- 1		0- 0		0- 0		NEUTRAL		0- 0	0- 1		2- 0
0- 0		0- 0		0- 0		CONFERENCE		0- 0	0- 0		0- 0
0- 0		0- 0		0- 0		HOME		0- 0	0- 0		0- 0
0- 0		0- 0		0- 0		AWAY		0- 0	0- 0		0- 0
0- 0		0- 0		0- 0		NEUTRAL		0- 0	0- 0		0- 0

M
a
r
i
s
t

RPI 1-25				RPI 26-50				RPI 51-100				RPI 101+			
RPI	S	Opponent	Score	RPI	S	Opponent	Score	RPI	S	Opponent	Score	RPI	S	Opponent	Score
				36	H	Northeastern	90 84					108	N	Wright St.	60 76
				42	A	Duke	56 64					125	A	Princeton	57 60
												187	H	Boston U.	68 57
												200	A	Navy	72 48
												201	A	El on	61 57
												227	H	Temple	74 68
												238	N	Stetson	76 69
												257	N	Hofstra	71 57
												319	A	Al bany (NY)	74 56
LAST 12 Division I GAMES:															
				36	H	Northeastern	90 84	319	A	Al bany (NY)	74 56				
				125	A	Princeton	57 60	42	A	Duke	56 64				
				227	H	Temple	74 68	201	A	El on	61 57				
				187	H	Boston U.	68 57	108	N	Wright St.	60 76				
				200	A	Navy	72 48	257	N	Hofstra	71 57				
								238	N	Stetson	76 69				

Non-Div I Games:

Marist

Average RPI Win:	118	WON-LOST	WINNING	LAST 10	STRENGTH OF	OPP. STRENGTH	TEAM	ADJ.	CONF.	ADJ CONF.
Average RPI Loss:	23	RECORD	PCT. RANK	GAMES	SCHEDULE	OF SCHEDULE	RPI	RPI	RPI	RPI
DIV. I ONLY	9- 2	39	1- 0	40	43	10	10	4	4	
DIV. I NON-CONF.	9- 2	39	1- 0	40	43	10	10	4	4	

TOTALS	RPI 1-25	RPI 26-50	W-L RECORDS	RPI 51-100	RPI 101-150	RPI 150+				
9- 2	1- 1	1- 1	OVERALL	3- 0	1- 0	3- 0				
7- 0	1- 0	1- 0	HOME	2- 0	1- 0	2- 0				
2- 2	0- 1	0- 1	AWAY	1- 0	0- 0	1- 0				
0- 0	0- 0	0- 0	NEUTRAL	0- 0	0- 0	0- 0				
9- 2	1- 1	1- 1	NON-CONFERENCE	3- 0	1- 0	3- 0				
7- 0	1- 0	1- 0	HOME	2- 0	1- 0	2- 0				
2- 2	0- 1	0- 1	AWAY	1- 0	0- 0	1- 0				
0- 0	0- 0	0- 0	NEUTRAL	0- 0	0- 0	0- 0				
0- 0	0- 0	0- 0	CONFERENCE	0- 0	0- 0	0- 0				
0- 0	0- 0	0- 0	HOME	0- 0	0- 0	0- 0				
0- 0	0- 0	0- 0	AWAY	0- 0	0- 0	0- 0				
0- 0	0- 0	0- 0	NEUTRAL	0- 0	0- 0	0- 0				

RPI 1-25				RPI 26-50				RPI 51-100				RPI 101+			
RPI	S	Opponent	Score	RPI	S	Opponent	Score	RPI	S	Opponent	Score	RPI	S	Opponent	Score
18	A	Mississippi St.	82 87	27	A	Miami (FL)	55 63	67	H	Michigan	85 74	122	H	Montana St.	100 52
24	H	South Dakota St.	91 52	30	H	Green Bay	80 54	78	H	UNI	102 61	177	A	Milwaukee	83 74
								95	A	Northwestern	76 57	229	H	UIC	96 32
												244	H	Binghamton	93 40
LAST 12 Division I GAMES:															
78	H	UNI	102 61	30	H	Green Bay	80 54								
27	A	Miami (FL)	55 63	95	A	Northwestern	76 57								
244	H	Binghamton	93 40	18	A	Mississippi St.	82 87								
122	H	Montana St.	100 52	67	H	Michigan	85 74								
24	H	South Dakota St.	91 52	177	A	Milwaukee	83 74								
				229	H	UIC	96 32								

Non-Div I Games:

Marquette

M
a
r
s
h
a
l
l

M
a
r
s
h
a
l
l

Marshal I

Page 158

Average RPI Win:	191	WON-LOST	WINNING	LAST 10	STRENGTH OF	OPP. STRENGTH	TEAM	ADJ.	CONF.	ADJ CONF.
Average RPI Loss:	0	RECORD	PCT. RANK	GAMES	SCHEDULE	OF SCHEDULE	RPI	RPI	RPI	RPI
DIV. I ONLY	10- 0	1	1- 0	286	85	43	43	3	3	
DIV. I NON-CONF.	10- 0	1	1- 0	286	85	43	43	3	3	

TOTALS	RPI 1-25	RPI 26-50	W-L RECORDS	RPI 51-100	RPI 101-150	RPI 150+				
10- 0	0- 0	0- 0	OVERALL	2- 0	3- 0	5- 0				
6- 0	0- 0	0- 0	HOME	1- 0	2- 0	3- 0				
2- 0	0- 0	0- 0	AWAY	1- 0	0- 0	1- 0				
2- 0	0- 0	0- 0	NEUTRAL	0- 0	1- 0	1- 0				
10- 0	0- 0	0- 0	NON-CONFERENCE	2- 0	3- 0	5- 0				
6- 0	0- 0	0- 0	HOME	1- 0	2- 0	3- 0				
2- 0	0- 0	0- 0	AWAY	1- 0	0- 0	1- 0				
2- 0	0- 0	0- 0	NEUTRAL	0- 0	1- 0	1- 0				
0- 0	0- 0	0- 0	CONFERENCE	0- 0	0- 0	0- 0				
0- 0	0- 0	0- 0	HOME	0- 0	0- 0	0- 0				
0- 0	0- 0	0- 0	AWAY	0- 0	0- 0	0- 0				
0- 0	0- 0	0- 0	NEUTRAL	0- 0	0- 0	0- 0				

RPI 1-25				RPI 26-50				Team's RPI: 43				RPI 51-100				RPI 101+			
RPI	S	Opponent	Score	RPI	S	Opponent	Score					RPI	S	Opponent	Score	RPI	S	Opponent	Score
												58	A	South Carolina	85 61	119	H	James Madison	87 63
												75	H	Georgia Tech	67 54	120	H	Dayton	82 71
																138	N	Georgia	58 51
																215	A	George Washington	69 30
																263	H	Coppin St.	93 36
																272	H	UMBC	92 61
																323	H	Loyola Maryland	83 48
																331	N	Morgan St.	68 44
LAST 12 Division I GAMES:																			
323	H	Loyola Maryland	83 48	58	A	South Carolina	85 61					215	A	George Washington	69 30				
119	H	James Madison	87 63									120	H	Dayton	82 71				
272	H	UMBC	92 61									263	H	Coppin St.	93 36				
75	H	Georgia Tech	67 54																
138	N	Georgia	58 51																
331	N	Morgan St.	68 44																

Non-Div I Games:

Maryland

Average RPI	Win:	256	WON-LOST	WINNING	LAST 10	STRENGTH OF	OPP. STRENGTH	TEAM	ADJ.	CONF.	ADJ CONF.
Average RPI	Loss:	143	RECORD	PCT. RANK	GAMES	SCHEDULE	OF SCHEDULE	RPI	RPI	RPI	RPI
DIV. I ONLY		7- 5		132	0- 1	243	267	206	206	16	16
DIV. I NON-CONF.		7- 5		132	0- 1	243	267	206	206	16	16

TOTALS	RPI 1-25		RPI 26-50		W-L RECORDS	RPI 51-100		RPI 101-150		RPI 150+	
7- 5	0- 0		0- 2		OVERALL	0- 0		0- 0		7- 3	
5- 1	0- 0		0- 0		HOME	0- 0		0- 0		5- 1	
1- 3	0- 0		0- 1		AWAY	0- 0		0- 0		1- 2	
1- 1	0- 0		0- 1		NEUTRAL	0- 0		0- 0		1- 0	
7- 5	0- 0		0- 2		NON-CONFERENCE	0- 0		0- 0		7- 3	
5- 1	0- 0		0- 0		HOME	0- 0		0- 0		5- 1	
1- 3	0- 0		0- 1		AWAY	0- 0		0- 0		1- 2	
1- 1	0- 0		0- 1		NEUTRAL	0- 0		0- 0		1- 0	
0- 0	0- 0		0- 0		CONFERENCE	0- 0		0- 0		0- 0	
0- 0	0- 0		0- 0		HOME	0- 0		0- 0		0- 0	
0- 0	0- 0		0- 0		AWAY	0- 0		0- 0		0- 0	
0- 0	0- 0		0- 0		NEUTRAL	0- 0		0- 0		0- 0	

RPI 1-25				RPI 26-50				RPI 51-100				RPI 101+				Team's RPI: 206	
RPI	S	Opponent	Score	RPI	S	Opponent	Score	RPI	S	Opponent	Score	RPI	S	Opponent	Score		
				36	A	Northeastern	52 53					179	H	North Dakota	52 59		
				41	N	Bucknell	58 77					187	H	Boston U.	66 55		
												191	A	Towson	53 78		
												214	H	Sacred Heart	78 61		
												242	A	Brown	90 61		
												248	H	Central Conn. St.	74 59		
												266	A	Siena	59 64		
												270	N	Fairfield	59 49		
												296	H	Incarnate Word	71 59		
												335	H	UTRGV	74 70		
LAST 12 Division I GAMES:																	
				296	H	Incarnate Word	71 59					266	A	Siena	59 64		
				36	A	Northeastern	52 53					187	H	Boston U.	66 55		
				179	H	North Dakota	52 59					335	H	UTRGV	74 70		
				270	N	Fairfield	59 49					248	H	Central Conn. St.	74 59		
				242	A	Brown	90 61					191	A	Towson	53 78		
				41	N	Bucknell	58 77					214	H	Sacred Heart	78 61		

Non-Div I Games:

Massachusetts

■ Loss,
 ■ Non-Conf,
 ■ S Site,
 ■ H Home
 ■ A Away
 N Neutral

Average RPI Win:	0	WON-LOST	WINNING	LAST 10	STRENGTH OF	OPP. STRENGTH	TEAM	ADJ.	CONF.	ADJ CONF.
Average RPI Loss:	188	RECORD	PCT. RANK	GAMES	SCHEDULE	OF SCHEDULE	RPI	RPI	RPI	RPI
DIV. I ONLY	0- 7	330	0- 0	166	316	336	336	24	24	
DIV. I NON-CONF.	0- 7	330	0- 0	166	316	336	336	24	24	

TOTALS	RPI 1-25	RPI 26-50	W-L RECORDS	RPI 51-100	RPI 101-150	RPI 150+				
0- 7	0- 0	0- 0	OVERALL	0- 2	0- 1	0- 4				
0- 1	0- 0	0- 0	HOME	0- 0	0- 0	0- 1				
0- 6	0- 0	0- 0	AWAY	0- 2	0- 1	0- 3				
0- 0	0- 0	0- 0	NEUTRAL	0- 0	0- 0	0- 0				
0- 7	0- 0	0- 0	NON-CONFERENCE	0- 2	0- 1	0- 4				
0- 1	0- 0	0- 0	HOME	0- 0	0- 0	0- 1				
0- 6	0- 0	0- 0	AWAY	0- 2	0- 1	0- 3				
0- 0	0- 0	0- 0	NEUTRAL	0- 0	0- 0	0- 0				
0- 0	0- 0	0- 0	CONFERENCE	0- 0	0- 0	0- 0				
0- 0	0- 0	0- 0	HOME	0- 0	0- 0	0- 0				
0- 0	0- 0	0- 0	AWAY	0- 0	0- 0	0- 0				
0- 0	0- 0	0- 0	NEUTRAL	0- 0	0- 0	0- 0				

RPI 1-25				RPI 26-50				RPI 51-100				RPI 101+ Team' s RPI : 336					
RPI	S	Opponent	Score	RPI	S	Opponent	Score	RPI	S	Opponent	Score	RPI	S	Opponent	Score		
								73	A	Texas	40	96	133	A	Ri ce	65	93
								83	A	LSU	36	86	169	A	UAB	48	91
													240	A	Grambl i ng	51	75
													279	A	La. -Monroe	60	69
													341	H	Loui si ana	59	70

LAST 12 Di vi si on I GAMES:																	
				133	A	Ri ce	65	93	83	A	LSU	36	86				
				279	A	La. -Monroe	60	69	169	A	UAB	48	91				
				73	A	Texas	40	96									
				341	H	Loui si ana	59	70									
				240	A	Grambl i ng	51	75									

Non-Div I Games: LSU-Alexandria 60 68 Southern-N. O. 106 54

McNeese

Loss, Non-Conf, S Site, H Home A Away N Neutral

Average RPI Win:	223	WON-LOST	WINNING	LAST 10	STRENGTH OF	OPP. STRENGTH	TEAM	ADJ.	CONF.	ADJ CONF.
Average RPI Loss:	136	RECORD	PCT. RANK	GAMES	SCHEDULE	OF SCHEDULE	RPI	RPI	RPI	RPI
DIV. I ONLY	4- 6	211	1- 0	214	179	250	250	8	8	
DIV. I NON-CONF.	4- 6	211	1- 0	214	179	250	250	8	8	

TOTALS	RPI 1-25	RPI 26-50	W-L RECORDS	RPI 51-100	RPI 101-150	RPI 150+				
4- 6	0- 0	0- 1	OVERALL	1- 1	0- 0	3- 4				
3- 3	0- 0	0- 1	HOME	0- 1	0- 0	3- 1				
0- 3	0- 0	0- 0	AWAY	0- 0	0- 0	0- 3				
1- 0	0- 0	0- 0	NEUTRAL	1- 0	0- 0	0- 0				
4- 6	0- 0	0- 1	NON-CONFERENCE	1- 1	0- 0	3- 4				
3- 3	0- 0	0- 1	HOME	0- 1	0- 0	3- 1				
0- 3	0- 0	0- 0	AWAY	0- 0	0- 0	0- 3				
1- 0	0- 0	0- 0	NEUTRAL	1- 0	0- 0	0- 0				
0- 0	0- 0	0- 0	CONFERENCE	0- 0	0- 0	0- 0				
0- 0	0- 0	0- 0	HOME	0- 0	0- 0	0- 0				
0- 0	0- 0	0- 0	AWAY	0- 0	0- 0	0- 0				
0- 0	0- 0	0- 0	NEUTRAL	0- 0	0- 0	0- 0				

RPI 1-25				RPI 26-50				RPI 51-100				RPI 101+				Team's RPI: 250	
RPI	S	Opponent	Score	RPI	S	Opponent	Score	RPI	S	Opponent	Score	RPI	S	Opponent	Score		
				45	H	Toledo	48 58										
								68	H	Louisiana Tech	50 66	160	A	Coastal Caro.	71 90		
								94	N	Mercer	59 53	169	A	UAB	54 85		
												171	A	Arkansas St.	66 77		
												204	H	New Orleans	59 66		
												220	H	Southeast Mo. St.	69 57		
												253	H	Samford	53 48		
												326	H	Jackson St.	68 67		
LAST 12 Division I GAMES:																	
				220	H	Southeast Mo. St.	69 57					253	H	Samford	53 48		
				169	A	UAB	54 85					204	H	New Orleans	59 66		
				171	A	Arkansas St.	66 77					45	H	Toledo	48 58		
				326	H	Jackson St.	68 67					160	A	Coastal Caro.	71 90		
												94	N	Mercer	59 53		
												68	H	Louisiana Tech	50 66		

Non-Div I Games:

Memphis

Average RPI Win: 183

Average RPI Loss: 97

WON-LOST
RECORDWINNING
PCT. RANKLAST 10
GAMESSTRENGTH OF
SCHEDULEOPP. STRENGTH
OF SCHEDULETEAM
RPIADJ.
RPICONF.
RPIADJ CONF.
RPIDIV. I ONLY
DIV. I NON-CONF.6- 5
6- 5159
1591- 0
1- 070
7094
9494
9494
9425
2525
25

TOTALS

RPI 1-25

RPI 26-50

W-L RECORDS

RPI 51-100

RPI 101-150

RPI 150+

6- 5
3- 2
2- 2
1- 10- 2
0- 2
0- 0
0- 00- 0
0- 0
0- 0
0- 0OVERALL
HOME
AWAY
NEUTRAL1- 1
1- 0
0- 1
0- 00- 1
0- 0
0- 1
0- 05- 1
2- 0
2- 0
1- 16- 5
3- 2
2- 2
1- 10- 2
0- 2
0- 0
0- 00- 0
0- 0
0- 0
0- 0NON-CONFERENCE
HOME
AWAY
NEUTRAL1- 1
1- 0
0- 1
0- 00- 1
0- 0
0- 1
0- 05- 1
2- 0
2- 0
1- 10- 0
0- 0
0- 0
0- 00- 0
0- 0
0- 0
0- 00- 0
0- 0
0- 0
0- 0CONFERENCE
HOME
AWAY
NEUTRAL0- 0
0- 0
0- 0
0- 00- 0
0- 0
0- 0
0- 00- 0
0- 0
0- 0
0- 0

RPI 1-25

RPI	S	Opponent	Score
15	H	UCF	42 76
19	H	Florida St.	56 57

RPI 26-50

RPI	S	Opponent	Score
-----	---	----------	-------

RPI 51-100

Team's RPI: 94

RPI	S	Opponent	Score
55	H	Charlotte	57 40
64	A	Wake Forest	54 69

RPI 101+

RPI	S	Opponent	Score
138	A	Georgia	60 67
164	N	Bowling Green	76 63
189	H	Florida	92 82
224	A	Howard	85 70
231	A	Ga. Southern	79 72
233	H	Kennesaw St.	64 48
250	N	Memphis	53 59

LAST 12 Division I GAMES:

224	A	Howard	85	70	233	H	Kennesaw St.	64	48
55	H	Charlotte	57	40	138	A	Georgia	60	67
19	H	Florida St.	56	57	164	N	Bowling Green	76	63
231	A	Ga. Southern	79	72	250	N	Memphis	53	59
64	A	Wake Forest	54	69	15	H	UCF	42	76
					189	H	Florida	92	82

M
e
r
c
e
rM
e
r
c
e
r

Non-Div I Games:

Mercer

Average RPI	Win:	157	WON-LOST	WINNING	LAST 10	STRENGTH OF	OPP. STRENGTH	TEAM	ADJ.	CONF.	ADJ CONF.
Average RPI	Loss:	51	RECORD	PCT. RANK	GAMES	SCHEDULE	OF SCHEDULE	RPI	RPI	RPI	RPI
DIV. I ONLY		9- 2	39	2- 1	107	38	27	27	1	1	
DIV. I NON-CONF.		9- 2	39	2- 1	107	38	27	27	1	1	

TOTALS	RPI 1-25		RPI 26-50		W-L RECORDS	RPI 51-100		RPI 101-150		RPI 150+	
9- 2	2- 1		0- 0		OVERALL	1- 1		2- 0		4- 0	
8- 0	2- 0		0- 0		HOME	1- 0		2- 0		3- 0	
1- 2	0- 1		0- 0		AWAY	0- 1		0- 0		1- 0	
0- 0	0- 0		0- 0		NEUTRAL	0- 0		0- 0		0- 0	
9- 2	2- 1		0- 0		NON-CONFERENCE	1- 1		2- 0		4- 0	
8- 0	2- 0		0- 0		HOME	1- 0		2- 0		3- 0	
1- 2	0- 1		0- 0		AWAY	0- 1		0- 0		1- 0	
0- 0	0- 0		0- 0		NEUTRAL	0- 0		0- 0		0- 0	
0- 0	0- 0		0- 0		CONFERENCE	0- 0		0- 0		0- 0	
0- 0	0- 0		0- 0		HOME	0- 0		0- 0		0- 0	
0- 0	0- 0		0- 0		AWAY	0- 0		0- 0		0- 0	
0- 0	0- 0		0- 0		NEUTRAL	0- 0		0- 0		0- 0	

RPI	S	Opponent	Score	RPI	S	Opponent	Score	RPI	S	Opponent	Score	RPI	S	Opponent	Score
5	A	Iowa St.	52 75					91	H	SFA	81 60	114	H	Hartford	75 62
10	H	Marquette	63 55					96	A	Purdue	63 74	117	H	Nebraska	82 68
25	H	Col orado	73 58									204	H	New OrLeans	78 38
												227	H	Temple	73 61
												311	H	UMES	71 53
												316	A	FIU	94 43

Team's RPI: 27															
LAST 12 Division I GAMES:															
114	H	Hartford	75 62	204	H	New OrLeans	78 38								
10	H	Marquette	63 55	25	H	Col orado	73 58								
5	A	Iowa St.	52 75	96	A	Purdue	63 74								
311	H	UMES	71 53	227	H	Temple	73 61								
316	A	FIU	94 43	117	H	Nebraska	82 68								
				91	H	SFA	81 60								

Non-Div I Games:

Average RPI Win:	246	WON-LOST	WINNING	LAST 10	STRENGTH OF	OPP. STRENGTH	TEAM	ADJ.	CONF.	ADJ CONF.
Average RPI Loss:	163	RECORD	PCT. RANK	GAMES	SCHEDULE	OF SCHEDULE	RPI	RPI	RPI	RPI
DIV. I ONLY	8- 2	46	1- 0	322	132	134	134	10	10	
DIV. I NON-CONF.	8- 2	46	1- 0	322	132	134	134	10	10	

TOTALS	RPI 1-25	RPI 26-50	W-L RECORDS	RPI 51-100	RPI 101-150	RPI 150+				
8- 2	0- 1	0- 0	OVERALL	0- 0	1- 0	7- 1				
3- 0	0- 0	0- 0	HOME	0- 0	1- 0	2- 0				
5- 2	0- 1	0- 0	AWAY	0- 0	0- 0	5- 1				
0- 0	0- 0	0- 0	NEUTRAL	0- 0	0- 0	0- 0				
8- 2	0- 1	0- 0	NON-CONFERENCE	0- 0	1- 0	7- 1				
3- 0	0- 0	0- 0	HOME	0- 0	1- 0	2- 0				
5- 2	0- 1	0- 0	AWAY	0- 0	0- 0	5- 1				
0- 0	0- 0	0- 0	NEUTRAL	0- 0	0- 0	0- 0				
0- 0	0- 0	0- 0	CONFERENCE	0- 0	0- 0	0- 0				
0- 0	0- 0	0- 0	HOME	0- 0	0- 0	0- 0				
0- 0	0- 0	0- 0	AWAY	0- 0	0- 0	0- 0				
0- 0	0- 0	0- 0	NEUTRAL	0- 0	0- 0	0- 0				

RPI 1-25				RPI 26-50				RPI 51-100				RPI 101+ Team's RPI: 134			
RPI	S	Opponent	Score	RPI	S	Opponent	Score	RPI	S	Opponent	Score	RPI	S	Opponent	Score
9	A	Louisville	73 95									147	H	Cincinnati	78 65
												190	A	Jacksonville St.	58 41
												222	H	High Point	68 55
												229	A	UIC	65 56
												254	H	Eastern Ky.	60 44
												290	A	Detroit Mercy	78 59
												304	A	Valparaiso	68 47
												317	A	Florida A&M	56 57
												329	A	Cani si us	62 59

LAST 12 Division I GAMES:															
190	A	Jacksonville St.	58 41	9	A	Louisville	73 95	222	H	High Point	68 55				
317	A	Florida A&M	56 57	290	A	Detroit Mercy	78 59	254	H	Eastern Ky.	60 44				
304	A	Valparaiso	68 47	329	A	Cani si us	62 59								
147	H	Cincinnati	78 65												
229	A	UIC	65 56												

Non-Div I Games:

Miami (OH)

Average RPI	Win:	220	WON-LOST	WINNING	LAST 10	STRENGTH OF	OPP. STRENGTH	TEAM	ADJ.	CONF.	ADJ CONF.
Average RPI	Loss:	29	RECORD	PCT. RANK	GAMES	SCHEDULE	OF SCHEDULE	RPI	RPI	RPI	RPI
DIV. I ONLY		8- 3		79	1- 1	175	109	67	67	3	3
DIV. I NON-CONF.		8- 3		79	1- 1	175	109	67	67	3	3

TOTALS	RPI 1-25		RPI 26-50		W-L RECORDS	RPI 51-100		RPI 101-150		RPI 150+	
8- 3	0- 2		0- 0		OVERALL	2- 1		1- 0		5- 0	
4- 0	0- 0		0- 0		HOME	0- 0		1- 0		3- 0	
2- 2	0- 2		0- 0		AWAY	0- 0		0- 0		2- 0	
2- 1	0- 0		0- 0		NEUTRAL	2- 1		0- 0		0- 0	
8- 3	0- 2		0- 0		NON-CONFERENCE	2- 1		1- 0		5- 0	
4- 0	0- 0		0- 0		HOME	0- 0		1- 0		3- 0	
2- 2	0- 2		0- 0		AWAY	0- 0		0- 0		2- 0	
2- 1	0- 0		0- 0		NEUTRAL	2- 1		0- 0		0- 0	
0- 0	0- 0		0- 0		CONFERENCE	0- 0		0- 0		0- 0	
0- 0	0- 0		0- 0		HOME	0- 0		0- 0		0- 0	
0- 0	0- 0		0- 0		AWAY	0- 0		0- 0		0- 0	
0- 0	0- 0		0- 0		NEUTRAL	0- 0		0- 0		0- 0	

RPI 1-25				RPI 26-50				RPI 51-100 Team's RPI: 67				RPI 101+			
RPI	S	Opponent	Score	RPI	S	Opponent	Score	RPI	S	Opponent	Score	RPI	S	Opponent	Score
3	A	NC State	55 66					66	N	Washington	80 73	135	H	Mt. St. Mary's	88 40
10	A	Marquette	74 85					73	N	Texas	52 69	223	A	Oakland	85 59
								79	N	Missouri	70 54	289	A	Western Mi ch.	79 42
												290	H	Detroit Mercy	95 62
												331	H	Morgan St.	70 47
												350	H	LIU Brooklyn	83 38

LAST 12 Division I GAMES:															
73	N	Texas	52 69	66	N	Washington	80 73	79	N	Missouri	70 54	290	H	Detroit Mercy	95 62
331	H	Morgan St.	70 47	79	N	Missouri	70 54	289	A	Western Mi ch.	79 42	135	H	Mt. St. Mary's	88 40
223	A	Oakland	85 59	290	H	Detroit Mercy	95 62								
350	H	LIU Brooklyn	83 38												
10	A	Marquette	74 85												
3	A	NC State	55 66												

Non-Div I Games:

Michigan

Average RPI Win:	169	WON-LOST	WINNING	LAST 10	STRENGTH OF	OPP. STRENGTH	TEAM	ADJ.	CONF.	ADJ CONF.
Average RPI Loss:	3	RECORD	PCT. RANK	GAMES	SCHEDULE	OF SCHEDULE	RPI	RPI	RPI	RPI

DIV. I ONLY	9- 1	18	1- 0	163	12	28	28	3	3
DIV. I NON-CONF.	9- 1	18	1- 0	163	12	28	28	3	3
TOTALS	RPI 1-25	RPI 26-50	W-L RECORDS	RPI 51-100	RPI 101-150	RPI 150+			
9- 1	1- 1	0- 0	OVERALL	0- 0	2- 0	6- 0			
6- 0	1- 0	0- 0	HOME	0- 0	1- 0	4- 0			
2- 0	0- 0	0- 0	AWAY	0- 0	1- 0	1- 0			
1- 1	0- 1	0- 0	NEUTRAL	0- 0	0- 0	1- 0			
9- 1	1- 1	0- 0	NON-CONFERENCE	0- 0	2- 0	6- 0			
6- 0	1- 0	0- 0	HOME	0- 0	1- 0	4- 0			
2- 0	0- 0	0- 0	AWAY	0- 0	1- 0	1- 0			
1- 1	0- 1	0- 0	NEUTRAL	0- 0	0- 0	1- 0			
0- 0	0- 0	0- 0	CONFERENCE	0- 0	0- 0	0- 0			
0- 0	0- 0	0- 0	HOME	0- 0	0- 0	0- 0			
0- 0	0- 0	0- 0	AWAY	0- 0	0- 0	0- 0			
0- 0	0- 0	0- 0	NEUTRAL	0- 0	0- 0	0- 0			

RPI S Opponent Score	RPI S Opponent Score	Team's RPI: 28	RPI S Opponent Score	RPI S Opponent Score
3 N NC State 74 78				
4 H Oregon 88 82				
LAST 12 Division I GAMES:				
223 A Oakland 102 58	114 A Hartford 74 66			
212 H Texas Southern 91 45	4 H Oregon 88 82			
166 H Virginia 91 66	298 H ETSU 75 53			
233 N Kennesaw St. 75 51	164 H Bowling Green 99 69			
3 N NC State 74 78				
108 H Wright St. 84 68				

Non-Div I Games:

Michigan St.

Average RPI	Win:	219	WON-LOST	WINNING	LAST 10	STRENGTH OF	OPP. STRENGTH	TEAM	ADJ.	CONF.	ADJ CONF.
Average RPI	Loss:	46	RECORD	PCT. RANK	GAMES	SCHEDULE	OF SCHEDULE	RPI	RPI	RPI	RPI
DIV. I ONLY		7- 3		86	1- 0	116	166	56	56	18	18
DIV. I NON-CONF.		7- 3		86	1- 0	116	166	56	56	18	18

TOTALS	RPI 1-25		RPI 26-50		W-L RECORDS	RPI 51-100		RPI 101-150		RPI 150+	
7- 3	0- 1		0- 1		OVERALL	0- 1		0- 0		7- 0	
3- 1	0- 0		0- 1		HOME	0- 0		0- 0		3- 0	
3- 2	0- 1		0- 0		AWAY	0- 1		0- 0		3- 0	
1- 0	0- 0		0- 0		NEUTRAL	0- 0		0- 0		1- 0	
7- 3	0- 1		0- 1		NON-CONFERENCE	0- 1		0- 0		7- 0	
3- 1	0- 0		0- 1		HOME	0- 0		0- 0		3- 0	
3- 2	0- 1		0- 0		AWAY	0- 1		0- 0		3- 0	
1- 0	0- 0		0- 0		NEUTRAL	0- 0		0- 0		1- 0	
0- 0	0- 0		0- 0		CONFERENCE	0- 0		0- 0		0- 0	
0- 0	0- 0		0- 0		HOME	0- 0		0- 0		0- 0	
0- 0	0- 0		0- 0		AWAY	0- 0		0- 0		0- 0	
0- 0	0- 0		0- 0		NEUTRAL	0- 0		0- 0		0- 0	

RPI 1-25				RPI 26-50				RPI 51-100				RPI 101+			
RPI	S	Opponent	Score	RPI	S	Opponent	Score	RPI	S	Opponent	Score	RPI	S	Opponent	Score
17	A	Kentucky	55 72	49	H	Belmont	38 45	71	A	Tennessee Tech	64 68	168	H	Vanderbilt	65 58
												199	H	Georgia St.	69 54
												210	A	Furman	78 71
												213	A	Troy	67 64
												221	A	UNLV	66 62
												256	N	Dartmouth	70 58
												269	H	Mississippi Val.	101 51

LAST 12 Division I GAMES:															
256	N	Dartmouth	70 58	221	A	UNLV	66 62	17	A	Kentucky	55 72	199	H	Georgia St.	69 54
269	H	Mississippi Val.	101 51	49	H	Belmont	38 45	213	A	Troy	67 64				
71	A	Tennessee Tech	64 68	210	A	Furman	78 71								
168	H	Vanderbilt	65 58												

Non-Div I Games:

Middle Tenn.

Average RPI	Win:	187	WON-LOST	WINNING	LAST 10	STRENGTH OF	OPP. STRENGTH	TEAM	ADJ.	CONF.	ADJ CONF.
Average RPI	Loss:	0	RECORD	PCT. RANK	GAMES	SCHEDULE	OF SCHEDULE	RPI	RPI	RPI	RPI
DIV. I ONLY			10- 0	1	1- 0	258	42	34	34	3	3
DIV. I NON-CONF.			10- 0	1	1- 0	258	42	34	34	3	3

TOTALS	RPI 1-25		RPI 26-50		W-L RECORDS	RPI 51-100		RPI 101-150		RPI 150+	
10- 0	1- 0		0- 0		OVERALL	1- 0		1- 0		7- 0	
8- 0	1- 0		0- 0		HOME	0- 0		0- 0		7- 0	
2- 0	0- 0		0- 0		AWAY	1- 0		1- 0		0- 0	
0- 0	0- 0		0- 0		NEUTRAL	0- 0		0- 0		0- 0	
10- 0	1- 0		0- 0		NON-CONFERENCE	1- 0		1- 0		7- 0	
8- 0	1- 0		0- 0		HOME	0- 0		0- 0		7- 0	
2- 0	0- 0		0- 0		AWAY	1- 0		1- 0		0- 0	
0- 0	0- 0		0- 0		NEUTRAL	0- 0		0- 0		0- 0	
0- 0	0- 0		0- 0		CONFERENCE	0- 0		0- 0		0- 0	
0- 0	0- 0		0- 0		HOME	0- 0		0- 0		0- 0	
0- 0	0- 0		0- 0		AWAY	0- 0		0- 0		0- 0	
0- 0	0- 0		0- 0		NEUTRAL	0- 0		0- 0		0- 0	

RPI	S	Opponent	Score	RPI	S	Opponent	Score	Team's RPI: 34	RPI	S	Opponent	Score	RPI	S	Opponent	Score
12	H	Syracuse	72 68						98	A	Xavier	78 53	121	A	Boston College	77 69
													173	H	San Diego	53 48
													182	H	Ark. -Pine Bluff	84 42
													184	H	Air Force	67 50
													260	H	Cornell	65 45
													263	H	Coppin St.	84 52
													281	H	New Hampshire	70 47
													296	H	Incarnate Word	75 39

LAST 12 Division I GAMES:																
263	H	Coppin St.	84 52	296	H	Incarnate Word	75 39		184	H	Air Force	67 50	12	H	Syracuse	72 68
121	A	Boston College	77 69						260	H	Cornell	65 45	182	H	Ark. -Pine Bluff	84 42
98	A	Xavier	78 53						173	H	San Diego	53 48				
281	H	New Hampshire	70 47													

Non-Div I Games:

Minnesota

Average RPI	Win:	174	WON-LOST	WINNING	LAST 10	STRENGTH OF	OPP. STRENGTH	TEAM	ADJ.	CONF.	ADJ CONF.
Average RPI	Loss:	4	RECORD	PCT. RANK	GAMES	SCHEDULE	OF SCHEDULE	RPI	RPI	RPI	RPI
DIV. I ONLY		10- 1	15	0- 1	142	34	18	18	5	5	
DIV. I NON-CONF.		10- 1	15	0- 1	142	34	18	18	5	5	

TOTALS	RPI 1-25		RPI 26-50		W-L RECORDS		RPI 51-100		RPI 101-150		RPI 150+
10- 1	1- 1		1- 0		OVERALL		1- 0		0- 0		7- 0
6- 0	1- 0		1- 0		HOME		0- 0		0- 0		4- 0
4- 1	0- 1		0- 0		AWAY		1- 0		0- 0		3- 0
0- 0	0- 0		0- 0		NEUTRAL		0- 0		0- 0		0- 0
10- 1	1- 1		1- 0		NON-CONFERENCE		1- 0		0- 0		7- 0
6- 0	1- 0		1- 0		HOME		0- 0		0- 0		4- 0
4- 1	0- 1		0- 0		AWAY		1- 0		0- 0		3- 0
0- 0	0- 0		0- 0		NEUTRAL		0- 0		0- 0		0- 0
0- 0	0- 0		0- 0		CONFERENCE		0- 0		0- 0		0- 0
0- 0	0- 0		0- 0		HOME		0- 0		0- 0		0- 0
0- 0	0- 0		0- 0		AWAY		0- 0		0- 0		0- 0
0- 0	0- 0		0- 0		NEUTRAL		0- 0		0- 0		0- 0

RPI	S	Opponent	Score	RPI	S	Opponent	Score	RPI	S	Opponent	Score	RPI	S	Opponent	Score
4	A	Oregon	74 82	40	H	Lamar University	104 53	73	A	Texas	67 49	156	A	Little Rock	98 63
10	H	Marquette	87 82									166	A	Virginia	72 44
												210	H	Furman	106 41
												220	H	Southeast Mo. St.	88 53
												263	H	Coppin St.	110 38
												273	A	Southern Miss.	86 42
												326	H	Jackson St.	105 38

LAST 12 Division I GAMES:															
4	A	Oregon	74 82	156	A	Little Rock	98 63	326	H	Jackson St.	105 38	210	H	Furman	106 41
273	A	Southern Miss.	86 42	40	H	Lamar University	104 53	263	H	Coppin St.	110 38	73	A	Texas	67 49
10	H	Marquette	87 82					166	A	Virginia	72 44				
73	A	Texas	67 49												
220	H	Southeast Mo. St.	88 53												

Non-Div I Games:

Mississippi St.

Average RPI Win: 347		WON-LOST	WINNING	LAST 10	STRENGTH OF		OPP. STRENGTH	TEAM	ADJ.	CONF.	ADJ CONF.
Average RPI Loss: 173		RECORD	PCT. RANK	GAMES	SCHEDULE		OF SCHEDULE	RPI	RPI	RPI	RPI
DIV. I ONLY		1- 9	324	0- 1	82		345	269	269	28	28
DIV. I NON-CONF.		1- 9	324	0- 1	82		345	269	269	28	28
<hr/>											
TOTALS		RPI 1-25		RPI 26-50	W-L RECORDS		RPI 51-100	RPI 101-150		RPI 150+	
1- 9		0- 0		0- 0	OVERALL		0- 2	0- 1		1- 6	
0- 1		0- 0		0- 0	HOME		0- 0	0- 1		0- 0	
1- 7		0- 0		0- 0	AWAY		0- 2	0- 0		1- 5	
0- 1		0- 0		0- 0	NEUTRAL		0- 0	0- 0		0- 1	
1- 9		0- 0		0- 0	NON-CONFERENCE		0- 2	0- 1		1- 6	
0- 1		0- 0		0- 0	HOME		0- 0	0- 1		0- 0	
1- 7		0- 0		0- 0	AWAY		0- 2	0- 0		1- 5	
0- 1		0- 0		0- 0	NEUTRAL		0- 0	0- 0		0- 1	
0- 0		0- 0		0- 0	CONFERENCE		0- 0	0- 0		0- 0	
0- 0		0- 0		0- 0	HOME		0- 0	0- 0		0- 0	
0- 0		0- 0		0- 0	AWAY		0- 0	0- 0		0- 0	
0- 0		0- 0		0- 0	NEUTRAL		0- 0	0- 0		0- 0	

RPI 1-25				RPI 26-50				RPI 51-100				RPI 101+ Team's RPI: 269					
RPI	S	Opponent	Score	RPI	S	Opponent	Score	RPI	S	Opponent	Score	RPI	S	Opponent	Score		
								56	A	Middle Tenn.	51	101	145	H	North Ala.	72	86
								61	A	TCU	47	96	165	A	Nicholls St.	47	72
													171	A	Arkansas St.	57	60
													196	A	SMU	47	62
													213	N	Troy	54	75
													273	A	Southern Miss.	60	67
													279	A	La. -Monroe	65	72
													347	A	Austin Peay	95	89
LAST 12 Division I GAMES:																	
				145	H	North Ala.	72	86	273	A	Southern Miss.	60	67				
				171	A	Arkansas St.	57	60	56	A	Middle Tenn.	51	101				
				279	A	La. -Monroe	65	72	347	A	Austin Peay	95	89				
				165	A	Nicholls St.	47	72	196	A	SMU	47	62				
				213	N	Troy	54	75	61	A	TCU	47	96				

Non-Div I Games:

Mississippi Val.

RPI 1-25				RPI 26-50				RPI 51-100				Team's RPI : 79				RPI 101+			
RPI	S	Opponent	Score	RPI	S	Opponent	Score	RPI	S	Opponent	Score	RPI	S	Opponent	Score	RPI	S	Opponent	Score
14	H	South Dakota	61 74	30	H	Green Bay	49 56	53	N	Qui nni pi ac	65 51	163	H	UMKC	66 59				
				42	N	Duke	62 54	67	N	Mi chi gan	54 70	175	H	Texas St.	69 50				
												203	H	SIUE	59 36				
												205	A	Saint Loui s	74 62				
												226	H	Mi ssouri St.	65 61				
												228	A	West Vi rgi ni a	68 51				
												268	A	Western Ill.	89 64				
LAST 12 Division I GAMES:																			
				53	N	Qui nni pi ac	65 51	42	N	Duke	62 54								
				175	H	Texas St.	69 50	67	N	Mi chi gan	54 70								
				14	H	South Dakota	61 74	203	H	SIUE	59 36								
				205	A	Saint Loui s	74 62	30	H	Green Bay	49 56								
				163	H	UMKC	66 59	226	H	Mi ssouri St.	65 61								
				228	A	West Vi rgi ni a	68 51	268	A	Western Ill.	89 64								

Missouri

Average RPI Win:	255	WON-LOST	WINNING	LAST 10	STRENGTH OF	OPP. STRENGTH	TEAM	ADJ.	CONF.	ADJ CONF.
Average RPI Loss:	114	RECORD	PCT. RANK	GAMES	SCHEDULE	OF SCHEDULE	RPI	RPI	RPI	RPI
DIV. I ONLY	1- 7	309	0- 1	21	241	226	226	15	15	
DIV. I NON-CONF.	1- 7	309	0- 1	21	241	226	226	15	15	

TOTALS	RPI 1-25	RPI 26-50	W-L RECORDS	RPI 51-100	RPI 101-150	RPI 150+				
1- 7	0- 3	0- 0	OVERALL	0- 1	0- 1	1- 2				
1- 2	0- 2	0- 0	HOME	0- 0	0- 0	1- 0				
0- 5	0- 1	0- 0	AWAY	0- 1	0- 1	0- 2				
0- 0	0- 0	0- 0	NEUTRAL	0- 0	0- 0	0- 0				
1- 7	0- 3	0- 0	NON-CONFERENCE	0- 1	0- 1	1- 2				
1- 2	0- 2	0- 0	HOME	0- 0	0- 0	1- 0				
0- 5	0- 1	0- 0	AWAY	0- 1	0- 1	0- 2				
0- 0	0- 0	0- 0	NEUTRAL	0- 0	0- 0	0- 0				
0- 0	0- 0	0- 0	CONFERENCE	0- 0	0- 0	0- 0				
0- 0	0- 0	0- 0	HOME	0- 0	0- 0	0- 0				
0- 0	0- 0	0- 0	AWAY	0- 0	0- 0	0- 0				
0- 0	0- 0	0- 0	NEUTRAL	0- 0	0- 0	0- 0				

RPI 1-25				RPI 26-50				RPI 51-100				RPI 101+ Team's RPI: 226			
RPI	S	Opponent	Score	RPI	S	Opponent	Score	RPI	S	Opponent	Score	RPI	S	Opponent	Score
13	A	Indiana	74 98					79	A	Missouri	61 65	141	A	Santa Clara	73 77
14	H	South Dakota	74 85									243	A	Wichita St.	60 63
20	H	Gonzaga	67 70									255	H	Ball St.	74 54
												285	A	North Texas	76 83

LAST 12 Division I GAMES:															
13	A	Indiana	74 98	20	H	Gonzaga	67 70	243	A	Wichita St.	60 63				
14	H	South Dakota	74 85												
285	A	North Texas	76 83												
141	A	Santa Clara	73 77												
255	H	Ball St.	74 54												
79	A	Missouri	61 65												

Non-Div I Games:

Missouri St.

Average RPI Win: 249		WON-LOST	WINNING	LAST 10	STRENGTH OF	OPP. STRENGTH	TEAM	ADJ.	CONF.	ADJ CONF.
Average RPI Loss: 141		RECORD	PCT. RANK	GAMES	SCHEDULE	OF SCHEDULE	RPI	RPI	RPI	RPI
DIV. I ONLY		3- 6	236	0- 1	87	271	183	183	26	26
DIV. I NON-CONF.		3- 6	236	0- 1	87	271	183	183	26	26

TOTALS		RPI 1-25	RPI 26-50	W-L RECORDS		RPI 51-100	RPI 101-150	RPI 150+		
3- 6	0- 0		0- 2	OVERALL		0- 0	0- 2	3- 2		
1- 2	0- 0		0- 1	HOME		0- 0	0- 1	1- 0		
2- 4	0- 0		0- 1	AWAY		0- 0	0- 1	2- 2		
0- 0	0- 0		0- 0	NEUTRAL		0- 0	0- 0	0- 0		
3- 6	0- 0		0- 2	NON-CONFERENCE		0- 0	0- 2	3- 2		
1- 2	0- 0		0- 1	HOME		0- 0	0- 1	1- 0		
2- 4	0- 0		0- 1	AWAY		0- 0	0- 1	2- 2		
0- 0	0- 0		0- 0	NEUTRAL		0- 0	0- 0	0- 0		
0- 0	0- 0		0- 0	CONFERENCE		0- 0	0- 0	0- 0		
0- 0	0- 0		0- 0	HOME		0- 0	0- 0	0- 0		
0- 0	0- 0		0- 0	AWAY		0- 0	0- 0	0- 0		
0- 0	0- 0		0- 0	NEUTRAL		0- 0	0- 0	0- 0		

RPI 1-25				RPI 26-50				RPI 51-100				RPI 101+				Team's RPI : 183	
RPI	S	Opponent	Score	RPI	S	Opponent	Score	RPI	S	Opponent	Score	RPI	S	Opponent	Score		
32	A	Virginia Tech	49	82	125	H	Princeton	47	79								
41	H	Bucknell I	32	70	137	A	Lehi gh	48	63								
					188	A	East Carol ina	67	73								
					214	A	Sacred Heart	55	50								
					215	A	George Wash ington	55	51								
					319	H	Albany (NY)	64	56								
					321	A	Lafayette	69	73								
LAST 12 Di vi si on I GAMES:																	
32	A	Vi rgi ni a Tech	49	82	125	H	Princeton	47	79								
137	A	Lehi gh	48	63	321	A	Lafayette	69	73								
188	A	East Carol ina	67	73	215	A	George Wash ington	55	51								
41	H	Bucknel I	32	70	214	A	Sacred Heart	55	50								
					319	H	Al bany (NY)	64	56								

Non-Div I Games:

Monmouth

Montana

M
o
n
t
a
n
a

Montana

Average RPI	Win: 230	WON-LOST RECORD	WINNING PCT. RANK	LAST 10 GAMES	STRENGTH OF SCHEDULE	OPP. STRENGTH OF SCHEDULE	TEAM RPI	ADJ. RPI	CONF. RPI	ADJ CONF. RPI
Average RPI	Loss: 49									
DIV. I ONLY		4- 5	189	1- 0	81	95	122	122	11	11
DIV. I NON-CONF.		4- 5	189	1- 0	81	95	122	122	11	11

TOTALS	RPI 1-25		RPI 26-50		W-L RECORDS		RPI 51-100		RPI 101-150	RPI 150+
4- 5	0- 2		0- 0		OVERALL		0- 3		0- 0	4- 0
2- 1	0- 1		0- 0		HOME		0- 0		0- 0	2- 0
1- 4	0- 1		0- 0		AWAY		0- 3		0- 0	1- 0
1- 0	0- 0		0- 0		NEUTRAL		0- 0		0- 0	1- 0
4- 5	0- 2		0- 0		NON-CONFERENCE		0- 3		0- 0	4- 0
2- 1	0- 1		0- 0		HOME		0- 0		0- 0	2- 0
1- 4	0- 1		0- 0		AWAY		0- 3		0- 0	1- 0
1- 0	0- 0		0- 0		NEUTRAL		0- 0		0- 0	1- 0
0- 0	0- 0		0- 0		CONFERENCE		0- 0		0- 0	0- 0
0- 0	0- 0		0- 0		HOME		0- 0		0- 0	0- 0
0- 0	0- 0		0- 0		AWAY		0- 0		0- 0	0- 0
0- 0	0- 0		0- 0		NEUTRAL		0- 0		0- 0	0- 0

RPI 1-25				RPI 26-50				RPI 51-100				RPI 101+ Team's RPI: 122			
RPI	S	Opponent	Score	RPI	S	Opponent	Score	RPI	S	Opponent	Score	RPI	S	Opponent	Score
10	A	Marquette	52 100					60	A	Wyoming	58 66	175	A	Texas St.	67 59
24	H	South Dakota St.	67 88					61	A	TCU	49 71	216	N	Delaware	69 60
								91	A	SFA	53 60	258	H	Omaha	59 56
												271	H	Long Beach St.	85 62

LAST 12 Division I GAMES:															
175	A	Texas St.	67 59	60	A	Wyoming	58 66	216	N	Delaware	69 60	10	A	Marquette	52 100
24	H	South Dakota St.	67 88												
258	H	Omaha	59 56												
61	A	TCU	49 71												
91	A	SFA	53 60												
271	H	Long Beach St.	85 62												

Non-Div I Games: Carroll (MT) 64 48

Montana St.

Average RPI Win: 283		WON-LOST RECORD	WINNING PCT. RANK	LAST 10 GAMES	STRENGTH OF SCHEDULE	OPP. STRENGTH OF SCHEDULE	TEAM RPI	ADJ. RPI	CONF. RPI	ADJ. CONF. RPI
Average RPI Loss: 105										
DIV. I ONLY		6- 3	95	1- 0	270	290	170	170	21	21
DIV. I NON-CONF.		6- 3	95	1- 0	270	290	170	170	21	21
TOTALS		RPI 1-25	RPI 26-50	W-L RECORDS		RPI 51-100	RPI 101-150	RPI 150+		
6- 3	0- 2		0- 0	OVERALL		0- 0	1- 0	5- 1		
3- 1	0- 0		0- 0	HOME		0- 0	0- 0	3- 1		
3- 2	0- 2		0- 0	AWAY		0- 0	1- 0	2- 0		
0- 0	0- 0		0- 0	NEUTRAL		0- 0	0- 0	0- 0		
6- 3	0- 2		0- 0	NON-CONFERENCE		0- 0	1- 0	5- 1		
3- 1	0- 0		0- 0	HOME		0- 0	0- 0	3- 1		
3- 2	0- 2		0- 0	AWAY		0- 0	1- 0	2- 0		
0- 0	0- 0		0- 0	NEUTRAL		0- 0	0- 0	0- 0		
0- 0	0- 0		0- 0	CONFERENCE		0- 0	0- 0	0- 0		
0- 0	0- 0		0- 0	HOME		0- 0	0- 0	0- 0		
0- 0	0- 0		0- 0	AWAY		0- 0	0- 0	0- 0		
0- 0	0- 0		0- 0	NEUTRAL		0- 0	0- 0	0- 0		

RPI 1-25					
RPI	S	Opponent	Score		
11	A	Bayl or	58	96	
17	A	Kentucky	57	87	
RPI 26-50					
RPI	S	Opponent	Score		
RPI 51-100					
RPI	S	Opponent	Score		
RPI 101+					
RPI	S	Opponent	Score		
127	A	Radford	79	72	
264	A	Gardner-Webb	84	69	
287	H	St. Francis Brooklyn	94	101	
304	H	Valparaiso	68	62	
327	H	Chicago St.	104	68	
328	A	N.C. A&T	72	67	
348	H	Evansville	85	63	
Team's RPI : 170					
LAST 12 Division I GAMES:					
17	A	Kentucky	57	87	
287	H	St. Francis Brooklyn	94	101	
327	H	Chicago St.	104	68	
304	H	Valparaiso	68	62	
264	A	Gardner-Webb	84	69	
328	A	N.C. A&T	72	67	
127	A	Radford	79	72	
11	A	Bayl or	58	96	
348	H	Evansville	85	63	

Non-Div I Games:	Alice Lloyd	121	56	Ky. Christian	119	28
------------------	-------------	-----	----	---------------	-----	----

Morehead St.

■ Loss, ■ Non-Conf, S Site, H Home A Away N Neutral

Average RPI	Win:	0	WON-LOST	WINNING	LAST 10	STRENGTH OF	OPP. STRENGTH	TEAM	ADJ.	CONF.	ADJ CONF.
Average RPI	Loss:	173	RECORD	PCT. RANK	GAMES	SCHEDULE	OF SCHEDULE	RPI	RPI	RPI	RPI
DIV. I ONLY		0- 10	330	0- 1	172	249	331	331	32	32	
DIV. I NON-CONF.		0- 10	330	0- 1	172	249	331	331	32	32	

TOTALS	RPI 1-25		RPI 26-50		W-L RECORDS	RPI 51-100		RPI 101-150		RPI 150+	
0- 10	0- 0		0- 1		OVERALL	0- 2		0- 2		0- 5	
0- 1	0- 0		0- 0		HOME	0- 0		0- 0		0- 1	
0- 6	0- 0		0- 0		AWAY	0- 2		0- 1		0- 3	
0- 3	0- 0		0- 1		NEUTRAL	0- 0		0- 1		0- 1	
0- 10	0- 0		0- 1		NON-CONFERENCE	0- 2		0- 2		0- 5	
0- 1	0- 0		0- 0		HOME	0- 0		0- 0		0- 1	
0- 6	0- 0		0- 0		AWAY	0- 2		0- 1		0- 3	
0- 3	0- 0		0- 1		NEUTRAL	0- 0		0- 1		0- 1	
0- 0	0- 0		0- 0		CONFERENCE	0- 0		0- 0		0- 0	
0- 0	0- 0		0- 0		HOME	0- 0		0- 0		0- 0	
0- 0	0- 0		0- 0		AWAY	0- 0		0- 0		0- 0	
0- 0	0- 0		0- 0		NEUTRAL	0- 0		0- 0		0- 0	

RPI 1-25				RPI 26-50				RPI 51-100				RPI 101+				Team's RPI: 331
RPI	S	Opponent	Score	RPI	S	Opponent	Score	RPI	S	Opponent	Score	RPI	S	Opponent	Score	
				43	N	Maryland	44 68	67	A	Michigan	47 70	114	A	Hartford	59 80	
								91	A	SFA	42 69	138	N	Georgia	33 60	
												197	A	Western Ky.	43 90	
												228	A	West Virginia	37 72	
												248	H	Central Conn. St.	36 60	
												291	N	Niagara	57 67	
												316	A	FIU	50 59	
LAST 12 Division I GAMES:																
				43	N	Maryland	44 68	291	N	Niagara	57 67					
				138	N	Georgia	33 60	228	A	West Virginia	37 72					
				91	A	SFA	42 69	67	A	Michigan	47 70					
				114	A	Hartford	59 80	316	A	FIU	50 59					
								197	A	Western Ky.	43 90					
								248	H	Central Conn. St.	36 60					

Non-Div I Games: Washington Adventist 60 43 Lincoln (PA) 46 51

Morgan St.

Average RPI	Win:	263	WON-LOST	WINNING	LAST 10	STRENGTH OF	OPP. STRENGTH	TEAM	ADJ.	CONF.	ADJ CONF.
Average RPI	Loss:	95	RECORD	PCT. RANK	GAMES	SCHEDULE	OF SCHEDULE	RPI	RPI	RPI	RPI
DIV. I ONLY		4- 4		161	0- 1	202	216	135	135	31	31
DIV. I NON-CONF.		4- 4		161	0- 1	202	216	135	135	31	31

TOTALS	RPI 1-25		RPI 26-50		W-L RECORDS	RPI 51-100		RPI 101-150		RPI 150+	
4- 4	0- 0		0- 2		OVERALL	0- 1		0- 0		4- 1	
1- 0	0- 0		0- 0		HOME	0- 0		0- 0		1- 0	
3- 4	0- 0		0- 2		AWAY	0- 1		0- 0		3- 1	
0- 0	0- 0		0- 0		NEUTRAL	0- 0		0- 0		0- 0	
4- 4	0- 0		0- 2		NON-CONFERENCE	0- 1		0- 0		4- 1	
1- 0	0- 0		0- 0		HOME	0- 0		0- 0		1- 0	
3- 4	0- 0		0- 2		AWAY	0- 1		0- 0		3- 1	
0- 0	0- 0		0- 0		NEUTRAL	0- 0		0- 0		0- 0	
0- 0	0- 0		0- 0		CONFERENCE	0- 0		0- 0		0- 0	
0- 0	0- 0		0- 0		HOME	0- 0		0- 0		0- 0	
0- 0	0- 0		0- 0		AWAY	0- 0		0- 0		0- 0	
0- 0	0- 0		0- 0		NEUTRAL	0- 0		0- 0		0- 0	

RPI 1-25				RPI 26-50				RPI 51-100				RPI 101+ Team's RPI: 135			
RPI	S	Opponent	Score	RPI	S	Opponent	Score	RPI	S	Opponent	Score	RPI	S	Opponent	Score
				32	A	Virginia Tech	51 83	67	A	Michigan	40 88	191	H	Towson	87 78
				50	A	Duquesne	64 73					230	A	Rider	67 85
												264	A	Gardner-Webb	69 62
												272	A	UMBC	65 52
												323	A	Loyola Maryland	77 67

LAST 12 Division I GAMES:															
				32	A	Virginia Tech	51 83	264	A	Gardner-Webb	69 62				
				272	A	UMBC	65 52	323	A	Loyola Maryland	77 67				
								191	H	Towson	87 78				
								230	A	Rider	67 85				
								50	A	Duquesne	64 73				
								67	A	Michigan	40 88				

Non-Div I Games: Washington Col. 74 50

Mt. St. Mary's

Average RPI Win:	340	WON-LOST	WINNING	LAST 10	STRENGTH OF	OPP. STRENGTH	TEAM	ADJ.	CONF.	ADJ CONF.
Average RPI Loss:	151	RECORD	PCT. RANK	GAMES	SCHEDULE	OF SCHEDULE	RPI	RPI	RPI	RPI

DIV. I ONLY	2- 5	258	0- 1	199	319	301	301	21	21
DIV. I NON-CONF.	2- 5	258	0- 1	199	319	301	301	21	21
TOTALS	RPI 1-25	RPI 26-50	W-L RECORDS	RPI 51-100	RPI 101-150	RPI 150+			
2- 5	0- 0	0- 1	OVERALL	0- 0	0- 2	2- 2			
2- 2	0- 0	0- 0	HOME	0- 0	0- 1	2- 1			
0- 3	0- 0	0- 1	AWAY	0- 0	0- 1	0- 1			
0- 0	0- 0	0- 0	NEUTRAL	0- 0	0- 0	0- 0			
2- 5	0- 0	0- 1	NON-CONFERENCE	0- 0	0- 2	2- 2			
2- 2	0- 0	0- 0	HOME	0- 0	0- 1	2- 1			
0- 3	0- 0	0- 1	AWAY	0- 0	0- 1	0- 1			
0- 0	0- 0	0- 0	NEUTRAL	0- 0	0- 0	0- 0			
0- 0	0- 0	0- 0	CONFERENCE	0- 0	0- 0	0- 0			
0- 0	0- 0	0- 0	HOME	0- 0	0- 0	0- 0			
0- 0	0- 0	0- 0	AWAY	0- 0	0- 0	0- 0			
0- 0	0- 0	0- 0	NEUTRAL	0- 0	0- 0	0- 0			

RPI 1-25	RPI 26-50	RPI 51-100	RPI 101+	Team's RPI: 301
RPI S Opponent Score	RPI S Opponent Score	RPI S Opponent Score	RPI S Opponent Score	
	48 A Butler 65 86		123 A Illinois 52 84	
			149 H Southern Ill. 59 65	
			171 A Arkansas St. 63 74	
			262 H Alabama A&M 53 59	
			332 H Lipscomb 97 61	
			348 H Evansville 81 53	
LAST 12 Division I GAMES:				
149 H Southern Ill.	59 65	348 H Evansville	81 53	
123 A Illinois	52 84			
262 H Alabama A&M	53 59			
171 A Arkansas St.	63 74			
332 H Lipscomb	97 61			
48 A Butler	65 86			

Non-Div I Games: Oakland City 113 55 Bethel (TN) 86 50

Murray St.

Average RPI Win:	289	WON-LOST	WINNING	LAST 10	STRENGTH OF	OPP. STRENGTH	TEAM	ADJ.	CONF.	ADJ CONF.
Average RPI Loss:	184	RECORD	PCT. RANK	GAMES	SCHEDULE	OF SCHEDULE	RPI	RPI	RPI	RPI
DIV. I ONLY	2- 7	275	1- 0	307	236	338	338	32	32	
DIV. I NON-CONF.	2- 7	275	1- 0	307	236	338	338	32	32	

TOTALS	RPI 1-25	RPI 26-50	W-L RECORDS	RPI 51-100	RPI 101-150	RPI 150+				
2- 7	0- 1	0- 0	OVERALL	0- 0	0- 0	2- 6				
2- 4	0- 0	0- 0	HOME	0- 0	0- 0	2- 4				
0- 3	0- 1	0- 0	AWAY	0- 0	0- 0	0- 2				
0- 0	0- 0	0- 0	NEUTRAL	0- 0	0- 0	0- 0				
2- 7	0- 1	0- 0	NON-CONFERENCE	0- 0	0- 0	2- 6				
2- 4	0- 0	0- 0	HOME	0- 0	0- 0	2- 4				
0- 3	0- 1	0- 0	AWAY	0- 0	0- 0	0- 2				
0- 0	0- 0	0- 0	NEUTRAL	0- 0	0- 0	0- 0				
0- 0	0- 0	0- 0	CONFERENCE	0- 0	0- 0	0- 0				
0- 0	0- 0	0- 0	HOME	0- 0	0- 0	0- 0				
0- 0	0- 0	0- 0	AWAY	0- 0	0- 0	0- 0				
0- 0	0- 0	0- 0	NEUTRAL	0- 0	0- 0	0- 0				

RPI 1-25				RPI 26-50				RPI 51-100				RPI 101+ Team's RPI: 338			
RPI	S	Opponent	Score	RPI	S	Opponent	Score	RPI	S	Opponent	Score	RPI	S	Opponent	Score
16	A	Iowa	39 106									160	H	Coastal Caro.	66 89
												193	H	UNCW	82 89
												194	A	W nthrop	41 66
												201	H	El on	54 83
												222	A	Hi gh Poi nt	69 80
												247	H	Wofford	66 59
												305	H	USC Upstate	63 82
												330	H	UNC Greensboro	66 57

LAST 12 Division I GAMES:															
247	H	Wofford	66 59	305	H	USC Upstate	63 82	193	H	UNCW	82 89	16	A	Iowa	39 106
330	H	UNC Greensboro	66 57	194	A	W nthrop	41 66	201	H	El on	54 83	194	A	W nthrop	41 66
160	H	Coastal Caro.	66 89	222	A	Hi gh Poi nt	69 80					201	H	El on	54 83

Non-Div I Games: Johnson & Wales (NC) 5 43

N. C. Central

N
C
S
t
a
t
e

NC State					Through Games Of Dec. 18, 2018										
Average RPI	Win:	111	WON-LOST	WINNING	LAST 10	STRENGTH OF	OPP. STRENGTH	TEAM	ADJ.	CONF.	ADJ CONF.				
Average RPI	Loss:	0	RECORD	PCT. RANK	GAMES	SCHEDULE	OF SCHEDULE	RPI	RPI	RPI	RPI				
DIV. I ONLY		11- 0	1	1- 0	18	67	3	3	1	1					
DIV. I NON-CONF.		11- 0	1	1- 0	18	67	3	3	1	1					

TOTALS	RPI 1-25		RPI 26-50		W-L RECORDS	RPI 51-100		RPI 101-150		RPI 150+					
11- 0	1- 0		3- 0		OVERALL	1- 0		2- 0		4- 0					
8- 0	1- 0		2- 0		HOME	1- 0		2- 0		2- 0					
1- 0	0- 0		0- 0		AWAY	0- 0		0- 0		1- 0					
2- 0	0- 0		1- 0		NEUTRAL	0- 0		0- 0		1- 0					
11- 0	1- 0		3- 0		NON-CONFERENCE	1- 0		2- 0		4- 0					
8- 0	1- 0		2- 0		HOME	1- 0		2- 0		2- 0					
1- 0	0- 0		0- 0		AWAY	0- 0		0- 0		1- 0					
2- 0	0- 0		1- 0		NEUTRAL	0- 0		0- 0		1- 0					
0- 0	0- 0		0- 0		CONFERENCE	0- 0		0- 0		0- 0					
0- 0	0- 0		0- 0		HOME	0- 0		0- 0		0- 0					
0- 0	0- 0		0- 0		AWAY	0- 0		0- 0		0- 0					
0- 0	0- 0		0- 0		NEUTRAL	0- 0		0- 0		0- 0					

RPI 1-25			Team's RPI: 3			RPI 26-50			RPI 51-100			RPI 101+			
RPI	S	Opponent	Score	RPI	S	Opponent	Score	RPI	S	Opponent	Score	RPI	S	Opponent	Score
21	H	Old Domini on	85 56	28	N	Mi chi gan St.	78 74	67	H	Mi chi gan	66 55	127	H	Radford	75 58
				37	H	Maine	84 46					143	H	Kent St.	78 61
				49	H	Bel mont	77 62					168	H	Vanderbi l t	74 54
												174	A	Georgetown	76 65
												195	H	Hampton	83 51
												215	N	George Washi ngton	69 61

LAST 12 Di vi si on I GAMES:															
37	H	Maine	84 46	28	N	Mi chi gan St.	78 74	127	H	Radford	75 58				
174	A	Georgetown	76 65					168	H	Vanderbi l t	74 54				
195	H	Hampton	83 51	21	H	Ol d Domi ni on	85 56	143	H	Kent St.	78 61				
67	H	Mi chi gan	66 55	67	H	Mi chi gan	66 55	49	H	Bel mont	77 62				
215	N	George Washi ngton	69 61												

N
C
S
t
a
t
e

Non-Di v I Games:

NC State

Average RPI Win:	328	WON-LOST	WINNING	LAST 10	STRENGTH OF	OPP. STRENGTH	TEAM	ADJ.	CONF.	ADJ CONF.
Average RPI Loss:	239	RECORD	PCT. RANK	GAMES	SCHEDULE	OF SCHEDULE	RPI	RPI	RPI	RPI
DIV. I ONLY	3- 8	264	1- 0	325	334	333	333	27	27	
DIV. I NON-CONF.	3- 8	264	1- 0	325	334	333	333	27	27	

TOTALS	RPI 1-25	RPI 26-50	W-L RECORDS	RPI 51-100	RPI 101-150	RPI 150+				
3- 8	0- 0	0- 0	OVERALL	0- 0	0- 1	3- 7				
1- 2	0- 0	0- 0	HOME	0- 0	0- 0	1- 2				
2- 6	0- 0	0- 0	AWAY	0- 0	0- 1	2- 5				
0- 0	0- 0	0- 0	NEUTRAL	0- 0	0- 0	0- 0				
3- 8	0- 0	0- 0	NON-CONFERENCE	0- 0	0- 1	3- 7				
1- 2	0- 0	0- 0	HOME	0- 0	0- 0	1- 2				
2- 6	0- 0	0- 0	AWAY	0- 0	0- 1	2- 5				
0- 0	0- 0	0- 0	NEUTRAL	0- 0	0- 0	0- 0				
0- 0	0- 0	0- 0	CONFERENCE	0- 0	0- 0	0- 0				
0- 0	0- 0	0- 0	HOME	0- 0	0- 0	0- 0				
0- 0	0- 0	0- 0	AWAY	0- 0	0- 0	0- 0				
0- 0	0- 0	0- 0	NEUTRAL	0- 0	0- 0	0- 0				

RPI 1-25				RPI 26-50				RPI 51-100				RPI 101+ Team's RPI: 333			
RPI	S	Opponent	Score	RPI	S	Opponent	Score	RPI	S	Opponent	Score	RPI	S	Opponent	Score
												112	A	Penn	42 85
												220	H	Southeast Mo. St.	58 68
												224	A	Howard	57 77
												228	A	West V irg i n i a	50 95
												230	A	Ri der	46 67
												275	H	Vermont	63 71
												282	A	Saint Peter' s	57 70
												313	H	Western Caro.	79 71
												320	A	Col gate	71 53
												343	A	Fai r l e i g h D i c k i n s o n	43 64
												350	A	LIU Brookl yn	72 51
LAST 12 D i v i s i o n I GAMES:															
350	A	LIU Brookl yn	72 51	320	A	Col gate	71 53								
275	H	Vermont	63 71	112	A	Penn	42 85								
230	A	Ri der	46 67	228	A	West V irg i n i a	50 95								
220	H	Southeast Mo. St.	58 68	224	A	Howard	57 77								
313	H	Western Caro.	79 71	282	A	Saint Peter' s	57 70								
343	A	Fai r l e i g h D i c k i n s o n	43 64												

Non-Di v I Games:

NJIT

Average RPI	Win:	247	WON-LOST	WINNING	LAST 10	STRENGTH OF	OPP. STRENGTH	TEAM	ADJ.	CONF.	ADJ CONF.
Average RPI	Loss:	130	RECORD	PCT. RANK	GAMES	SCHEDULE	OF SCHEDULE	RPI	RPI	RPI	RPI
DIV. I ONLY		3- 4		204	0- 1	170	255	200	200	22	22
DIV. I NON-CONF.		3- 4		204	0- 1	170	255	200	200	22	22

TOTALS	RPI 1-25		RPI 26-50		W-L RECORDS	RPI 51-100		RPI 101-150		RPI 150+	
3- 4	0- 1		0- 0		OVERALL	0- 1		0- 1		3- 1	
1- 2	0- 0		0- 0		HOME	0- 1		0- 1		1- 0	
2- 2	0- 1		0- 0		AWAY	0- 0		0- 0		2- 1	
0- 0	0- 0		0- 0		NEUTRAL	0- 0		0- 0		0- 0	
3- 4	0- 1		0- 0		NON-CONFERENCE	0- 1		0- 1		3- 1	
1- 2	0- 0		0- 0		HOME	0- 1		0- 1		1- 0	
2- 2	0- 1		0- 0		AWAY	0- 0		0- 0		2- 1	
0- 0	0- 0		0- 0		NEUTRAL	0- 0		0- 0		0- 0	
0- 0	0- 0		0- 0		CONFERENCE	0- 0		0- 0		0- 0	
0- 0	0- 0		0- 0		HOME	0- 0		0- 0		0- 0	
0- 0	0- 0		0- 0		AWAY	0- 0		0- 0		0- 0	
0- 0	0- 0		0- 0		NEUTRAL	0- 0		0- 0		0- 0	

RPI 1-25				RPI 26-50				RPI 51-100				RPI 101+				Team's RPI: 200
RPI	S	Opponent	Score	RPI	S	Opponent	Score	RPI	S	Opponent	Score	RPI	S	Opponent	Score	
25	A	Col orado	43 59					92	H	Marist	48 72	112	H	Penn	61 65	
												184	A	Air Force	54 47	
												230	A	Rider	66 60	
												292	A	Norfolk St.	58 65	
												328	H	N. C. A&T	72 49	

LAST 12 Division I GAMES:																
230	A	Rider	66 60	25	A	Col orado	43 59	184	A	Air Force	54 47					
328	H	N. C. A&T	72 49													
112	H	Penn	61 65													
292	A	Norfolk St.	58 65													
92	H	Marist	48 72													

Non-Div I Games: Catholic 81 36

Navy

Average RPI	Win:	173	WON-LOST	WINNING	LAST 10	STRENGTH OF	OPP. STRENGTH	TEAM	ADJ.	CONF.	ADJ CONF.
Average RPI	Loss:	64	RECORD	PCT. RANK	GAMES	SCHEDULE	OF SCHEDULE	RPI	RPI	RPI	RPI
DIV. I ONLY		5- 6		184	0- 1	61	76	117	117	3	3
DIV. I NON-CONF.		5- 6		184	0- 1	61	76	117	117	3	3

TOTALS	RPI 1-25		RPI 26-50		W-L RECORDS	RPI 51-100		RPI 101-150		RPI 150+	
5- 6	0- 2		0- 2		OVERALL	1- 0		2- 1		2- 1	
4- 1	0- 1		0- 0		HOME	1- 0		1- 0		2- 0	
0- 5	0- 1		0- 2		AWAY	0- 0		0- 1		0- 1	
1- 0	0- 0		0- 0		NEUTRAL	0- 0		1- 0		0- 0	
5- 6	0- 2		0- 2		NON-CONFERENCE	1- 0		2- 1		2- 1	
4- 1	0- 1		0- 0		HOME	1- 0		1- 0		2- 0	
0- 5	0- 1		0- 2		AWAY	0- 0		0- 1		0- 1	
1- 0	0- 0		0- 0		NEUTRAL	0- 0		1- 0		0- 0	
0- 0	0- 0		0- 0		CONFERENCE	0- 0		0- 0		0- 0	
0- 0	0- 0		0- 0		HOME	0- 0		0- 0		0- 0	
0- 0	0- 0		0- 0		AWAY	0- 0		0- 0		0- 0	
0- 0	0- 0		0- 0		NEUTRAL	0- 0		0- 0		0- 0	

RPI 1-25				RPI 26-50				RPI 51-100				RPI 101+ Team's RPI: 117			
RPI	S	Opponent	Score	RPI	S	Opponent	Score	RPI	S	Opponent	Score	RPI	S	Opponent	Score
8	H	Drake	77 83	27	A	Miami (FL)	68 82	76	H	Kansas	58 52	104	H	Denver	96 71
9	A	Louisville	68 85	46	A	Arkansas	80 84					116	A	Creighton	65 74
												127	N	Radford	77 39
												176	A	Washington St.	84 87
												251	H	San Jose St.	96 63
												305	H	USC Upstate	87 64

LAST 12 Division I GAMES:															
46	A	Arkansas	80 84	104	H	Denver	96 71								
27	A	Miami (FL)	68 82	251	H	San Jose St.	96 63								
176	A	Washington St.	84 87	76	H	Kansas	58 52								
305	H	USC Upstate	87 64	116	A	Creighton	65 74								
8	H	Drake	77 83	9	A	Louisville	68 85								
				127	N	Radford	77 39								

Non-Div I Games:

Nebraska

Average RPI Win: 271
Average RPI Loss: 103

WON-LOST
RECORD

WINNING
PCT. RANK

LAST 10
GAMES

STRENGTH OF
SCHEDULE

OPP. STRENGTH
OF SCHEDULE

TEAM
RPI

ADJ.
RPI

CONF.
RPI

ADJ CONF.
RPI

DIV. I ONLY
DIV. I NON-CONF.

1- 7
1- 7

309
309

0- 1
0- 1

13
13

300
300

192
192

192
192

9
9

9
9

TOTALS

RPI 1-25

RPI 26-50

W-L RECORDS

RPI 51-100

RPI 101-150

RPI 150+

1- 7 0- 1

0- 0

OVERALL

0- 3

0- 2

1- 1

0- 4 0- 1

0- 0

HOME

0- 2

0- 0

0- 1

1- 1 0- 0

0- 0

AWAY

0- 0

0- 1

1- 0

0- 2 0- 0

0- 0

NEUTRAL

0- 1

0- 1

0- 0

1- 7 0- 1

0- 0

NON-CONFERENCE

0- 3

0- 2

1- 1

0- 4 0- 1

0- 0

HOME

0- 2

0- 0

0- 1

1- 1 0- 0

0- 0

AWAY

0- 0

0- 1

1- 0

0- 2 0- 0

0- 0

NEUTRAL

0- 1

0- 1

0- 0

0- 0 0- 0

0- 0

CONFERENCE

0- 0

0- 0

0- 0

0- 0 0- 0

0- 0

HOME

0- 0

0- 0

0- 0

0- 0 0- 0

0- 0

AWAY

0- 0

0- 0

0- 0

0- 0 0- 0

0- 0

NEUTRAL

0- 0

0- 0

0- 0

RPI 1-25

RPI 26-50

RPI 51-100

RPI 101+

Team's RPI: 192

RPI S Opponent Score
25 H Colorado 52 65

RPI S Opponent Score

RPI S Opponent Score
54 H Southern California 51 72
88 N UC Davis 68 84
97 H Utah 52 74

RPI S Opponent Score
111 N Northern Ill. 69 98
141 A Santa Clara 48 56
202 H Texas Tech 67 86
271 A Long Beach St. 76 67

LAST 12 Division I GAMES:

111 N Northern Ill. 69 98
202 H Texas Tech 67 86
88 N UC Davis 68 84
54 H Southern California 51 72
25 H Colorado 52 65
271 A Long Beach St. 76 67
141 A Santa Clara 48 56
97 H Utah 52 74

Non-Div I Games: Stanislaus St. 75 52

Nevada

Average RPI Win:	246	WON-LOST	WINNING	LAST 10	STRENGTH OF	OPP. STRENGTH	TEAM	ADJ.	CONF.	ADJ CONF.
Average RPI Loss:	170	RECORD	PCT. RANK	GAMES	SCHEDULE	OF SCHEDULE	RPI	RPI	RPI	RPI
DIV. I ONLY	2- 8	285	0- 1	137	293	281	281	23	23	
DIV. I NON-CONF.	2- 8	285	0- 1	137	293	281	281	23	23	

TOTALS	RPI 1-25	RPI 26-50	W-L RECORDS	RPI 51-100	RPI 101-150	RPI 150+				
2- 8	0- 0	0- 2	OVERALL	0- 1	0- 0	2- 5				
2- 1	0- 0	0- 0	HOME	0- 0	0- 0	2- 1				
0- 7	0- 0	0- 2	AWAY	0- 1	0- 0	0- 4				
0- 0	0- 0	0- 0	NEUTRAL	0- 0	0- 0	0- 0				
2- 8	0- 0	0- 2	NON-CONFERENCE	0- 1	0- 0	2- 5				
2- 1	0- 0	0- 0	HOME	0- 0	0- 0	2- 1				
0- 7	0- 0	0- 2	AWAY	0- 1	0- 0	0- 4				
0- 0	0- 0	0- 0	NEUTRAL	0- 0	0- 0	0- 0				
0- 0	0- 0	0- 0	CONFERENCE	0- 0	0- 0	0- 0				
0- 0	0- 0	0- 0	HOME	0- 0	0- 0	0- 0				
0- 0	0- 0	0- 0	AWAY	0- 0	0- 0	0- 0				
0- 0	0- 0	0- 0	NEUTRAL	0- 0	0- 0	0- 0				

RPI 1-25				RPI 26-50				RPI 51-100				RPI 101+				Team's RPI: 281
RPI	S	Opponent	Score	RPI	S	Opponent	Score	RPI	S	Opponent	Score	RPI	S	Opponent	Score	
				34	A	Minnesota	47 70	85	A	South Fla.	36 79	187	A	Boston U.	39 60	
				36	A	Northeastern	54 69					207	H	Holy Cross	74 62	
												214	H	Sacred Heart	60 71	
												242	A	Brown	70 76	
												248	A	Central Conn. St.	47 56	
												284	H	Bryant	79 74	
												310	A	North Dakota St.	51 56	

LAST 12 Division I GAMES:																
				248	A	Central Conn. St.	47 56	214	H	Sacred Heart	60 71					
				207	H	Holy Cross	74 62	242	A	Brown	70 76					
				85	A	South Fla.	36 79	310	A	North Dakota St.	51 56					
				187	A	Boston U.	39 60	34	A	Minnesota	47 70					
				284	H	Bryant	79 74									
				36	A	Northeastern	54 69									

Non-Div I Games: U New England 68 44

New Hampshire

Average RPI	Win:	159	WON-LOST	WINNING	LAST 10	STRENGTH OF	OPP. STRENGTH	TEAM	ADJ.	CONF.	ADJ CONF.
Average RPI	Loss:	35	RECORD	PCT. RANK	GAMES	SCHEDULE	OF SCHEDULE	RPI	RPI	RPI	RPI
DIV. I ONLY		8- 1		25	1- 0	96	47	23	23	9	9
DIV. I NON-CONF.		8- 1		25	1- 0	96	47	23	23	9	9

TOTALS	RPI 1-25		RPI 26-50		W-L RECORDS	RPI 51-100		RPI 101-150		RPI 150+	
8- 1	0- 0		0- 1		OVERALL	0- 0		5- 0		3- 0	
5- 1	0- 0		0- 1		HOME	0- 0		2- 0		3- 0	
3- 0	0- 0		0- 0		AWAY	0- 0		3- 0		0- 0	
0- 0	0- 0		0- 0		NEUTRAL	0- 0		0- 0		0- 0	
8- 1	0- 0		0- 1		NON-CONFERENCE	0- 0		5- 0		3- 0	
5- 1	0- 0		0- 1		HOME	0- 0		2- 0		3- 0	
3- 0	0- 0		0- 0		AWAY	0- 0		3- 0		0- 0	
0- 0	0- 0		0- 0		NEUTRAL	0- 0		0- 0		0- 0	
0- 0	0- 0		0- 0		CONFERENCE	0- 0		0- 0		0- 0	
0- 0	0- 0		0- 0		HOME	0- 0		0- 0		0- 0	
0- 0	0- 0		0- 0		AWAY	0- 0		0- 0		0- 0	
0- 0	0- 0		0- 0		NEUTRAL	0- 0		0- 0		0- 0	

RPI 1-25				Team's RPI: 23				RPI 26-50				RPI 51-100				RPI 101+			
RPI	S	Opponent	Score	RPI	S	Opponent	Score	RPI	S	Opponent	Score	RPI	S	Opponent	Score	RPI	S	Opponent	Score
				35	H	Auburn	76 79					107	A	New Mexico St.	75 50				
												107	H	New Mexico St.	83 58				
												114	H	Hartford	72 65				
												129	A	Houston	89 84				
												142	A	Northern Ariz.	84 55				
												175	H	Texas St.	82 51				
												180	H	Oklahoma	84 80				
												315	H	UTEP	69 51				
LAST 12 Division I GAMES:																			
				107	A	New Mexico St.	75 50					114	H	Hartford	72 65				
				142	A	Northern Ariz.	84 55					35	H	Auburn	76 79				
				315	H	UTEP	69 51					175	H	Texas St.	82 51				
				107	H	New Mexico St.	83 58												
				180	H	Oklahoma	84 80												
				129	A	Houston	89 84												

Non-Div I Games:

New Mexico

Average RPI Win: 258		WON-LOST		WINNING		LAST 10		STRENGTH OF		OPP. STRENGTH		TEAM		ADJ.		CONF.		ADJ CONF.	
Average RPI Loss: 61		RECORD		PCT. RANK		GAMES		SCHEDULE		OF SCHEDULE		RPI		RPI		RPI		RPI	
DIV. I ONLY		4- 3		137		1- 0		83		240		107		107		30		30	
DIV. I NON-CONF.		4- 3		137		1- 0		83		240		107		107		30		30	

TOTALS		RPI 1-25		RPI 26-50		W-L RECORDS		RPI 51-100		RPI 101-150		RPI 150+							
4- 3		0- 2		0- 0		OVERALL		0- 0		1- 1		3- 0							
1- 2		0- 1		0- 0		HOME		0- 0		1- 1		0- 0							
3- 1		0- 1		0- 0		AWAY		0- 0		0- 0		3- 0							
0- 0		0- 0		0- 0		NEUTRAL		0- 0		0- 0		0- 0							
4- 3		0- 2		0- 0		NON-CONFERENCE		0- 0		1- 1		3- 0							
1- 2		0- 1		0- 0		HOME		0- 0		1- 1		0- 0							
3- 1		0- 1		0- 0		AWAY		0- 0		0- 0		3- 0							
0- 0		0- 0		0- 0		NEUTRAL		0- 0		0- 0		0- 0							
0- 0		0- 0		0- 0		CONFERENCE		0- 0		0- 0		0- 0							
0- 0		0- 0		0- 0		HOME		0- 0		0- 0		0- 0							
0- 0		0- 0		0- 0		AWAY		0- 0		0- 0		0- 0							
0- 0		0- 0		0- 0		NEUTRAL		0- 0		0- 0		0- 0							

RPI 1-25				RPI 26-50				RPI 51-100				RPI 101+				Team's RPI: 107
RPI	S	Opponent	Score	RPI	S	Opponent	Score	RPI	S	Opponent	Score	RPI	S	Opponent	Score	
23	A	New Mexico	58 83									104	H	Denver	66 64	
23	H	New Mexico	50 75									136	H	Abilene Christian	46 58	
												289	A	Western Mi ch.	66 54	
												315	A	UTEP	69 65	
												324	A	A&M-Corpus Christi	67 65	
LAST 12 Division I GAMES:																
315	A	UTEP	69 65	324	A	A&M-Corpus Christi	67 65	23	H	New Mexico	50 75	104	H	Denver	66 64	
289	A	Western Mi ch.	66 54									23	A	New Mexico	58 83	
												136	H	Abilene Christian	46 58	

Non-Div I Games: Tex. Permian Basin 70 38 Northern N.M. 101 51

New Mexico St.

Loss,
Non-Conf, S Site,
H Home
A Away
N Neutral

Average RPI Win:	250	WON-LOST	WINNING	LAST 10	STRENGTH OF	OPP. STRENGTH	TEAM	ADJ.	CONF.	ADJ CONF.
Average RPI Loss:	139	RECORD	PCT. RANK	GAMES	SCHEDULE	OF SCHEDULE	RPI	RPI	RPI	RPI
DIV. I ONLY	1- 4	285	0- 0	76	257	204	204	24	24	
DIV. I NON-CONF.	1- 4	285	0- 0	76	257	204	204	24	24	

TOTALS	RPI 1-25	RPI 26-50	W-L RECORDS	RPI 51-100	RPI 101-150	RPI 150+				
1- 4	0- 0	0- 1	OVERALL	0- 0	0- 2	1- 1				
0- 1	0- 0	0- 0	HOME	0- 0	0- 0	0- 1				
1- 3	0- 0	0- 1	AWAY	0- 0	0- 2	1- 0				
0- 0	0- 0	0- 0	NEUTRAL	0- 0	0- 0	0- 0				
1- 4	0- 0	0- 1	NON-CONFERENCE	0- 0	0- 2	1- 1				
0- 1	0- 0	0- 0	HOME	0- 0	0- 0	0- 1				
1- 3	0- 0	0- 1	AWAY	0- 0	0- 2	1- 0				
0- 0	0- 0	0- 0	NEUTRAL	0- 0	0- 0	0- 0				
0- 0	0- 0	0- 0	CONFERENCE	0- 0	0- 0	0- 0				
0- 0	0- 0	0- 0	HOME	0- 0	0- 0	0- 0				
0- 0	0- 0	0- 0	AWAY	0- 0	0- 0	0- 0				
0- 0	0- 0	0- 0	NEUTRAL	0- 0	0- 0	0- 0				

RPI 1-25				RPI 26-50				RPI 51-100				RPI 101+				Team's RPI: 204	
RPI	S	Opponent	Score	RPI	S	Opponent	Score	RPI	S	Opponent	Score	RPI	S	Opponent	Score		
				27	A	Miami (FL)	38 78					115	A	Pittsburgh	38 90		
												133	A	Rice	56 67		
												250	A	Memphis	66 59		
												279	H	La.-Monroe	44 57		
LAST 12 Division I GAMES:																	
				27	A	Miami (FL)	38 78					115	A	Pittsburgh	38 90		
				250	A	Memphis	66 59										
				133	A	Rice	56 67										
				279	H	La.-Monroe	44 57										

Non-Div I Games: Dillard 68 59 Centenary (LA) 104 42 Trinity Baptist 93 38 New Orleans

Average RPI Win:	279	WON-LOST	WINNING	LAST 10	STRENGTH OF	OPP. STRENGTH	TEAM	ADJ.	CONF.	ADJ CONF.
Average RPI Loss:	141	RECORD	PCT. RANK	GAMES	SCHEDULE	OF SCHEDULE	RPI	RPI	RPI	RPI
DIV. I ONLY	3- 7	250	1- 0	274	83	291	291	26	26	
DIV. I NON-CONF.	3- 7	250	1- 0	274	83	291	291	26	26	

TOTALS	RPI 1-25	RPI 26-50	W-L RECORDS	RPI 51-100	RPI 101-150	RPI 150+				
3- 7	0- 2	0- 0	OVERALL	0- 1	0- 1	3- 3				
2- 2	0- 0	0- 0	HOME	0- 0	0- 0	2- 2				
0- 4	0- 2	0- 0	AWAY	0- 1	0- 0	0- 1				
1- 1	0- 0	0- 0	NEUTRAL	0- 0	0- 1	1- 0				
3- 7	0- 2	0- 0	NON-CONFERENCE	0- 1	0- 1	3- 3				
2- 2	0- 0	0- 0	HOME	0- 0	0- 0	2- 2				
0- 4	0- 2	0- 0	AWAY	0- 1	0- 0	0- 1				
1- 1	0- 0	0- 0	NEUTRAL	0- 0	0- 1	1- 0				
0- 0	0- 0	0- 0	CONFERENCE	0- 0	0- 0	0- 0				
0- 0	0- 0	0- 0	HOME	0- 0	0- 0	0- 0				
0- 0	0- 0	0- 0	AWAY	0- 0	0- 0	0- 0				
0- 0	0- 0	0- 0	NEUTRAL	0- 0	0- 0	0- 0				

RPI 1-25				RPI 26-50				RPI 51-100				RPI 101+ Team's RPI: 291			
RPI	S	Opponent	Score	RPI	S	Opponent	Score	RPI	S	Opponent	Score	RPI	S	Opponent	Score
5	A	Iowa St.	35 95					69	A	Buffalo	61 88	126	N	Yale	64 67
12	A	Syracuse	45 94									224	H	Howard	61 68
												244	H	Binghamton	79 72
												245	H	St. Bonaventure	48 76
												263	H	Coppin St.	71 69
												303	A	Saint Joseph's	54 68
												331	N	Morgan St.	67 57

LAST 12 Division I GAMES:															
224	H	Howard	61 68	331	N	Morgan St.	67 57								
303	A	Saint Joseph's	54 68	126	N	Yale	64 67								
69	A	Buffalo	61 88	12	A	Syracuse	45 94								
5	A	Iowa St.	35 95	263	H	Coppin St.	71 69								
245	H	St. Bonaventure	48 76	244	H	Binghamton	79 72								

Non-Div I Games:

Niagara

Average RPI Win: 269		WON-LOST	WINNING	LAST 10	STRENGTH OF		OPP. STRENGTH	TEAM	ADJ.	CONF.	ADJ CONF.
Average RPI Loss: 93		RECORD	PCT. RANK	GAMES	SCHEDULE		OF SCHEDULE	RPI	RPI	RPI	RPI
DIV. I ONLY		4- 6	211	0- 1	184		140	165	165	24	24
DIV. I NON-CONF.		4- 6	211	0- 1	184		140	165	165	24	24

TOTALS		RPI 1-25		RPI 26-50	W-L RECORDS		RPI 51-100	RPI 101-150		RPI 150+	
4- 6		0- 1		0- 2	OVERALL		0- 1	0- 0		4- 2	
1- 0		0- 0		0- 0	HOME		0- 0	0- 0		1- 0	
2- 5		0- 1		0- 2	AWAY		0- 1	0- 0		2- 1	
1- 1		0- 0		0- 0	NEUTRAL		0- 0	0- 0		1- 1	
4- 6		0- 1		0- 2	NON-CONFERENCE		0- 1	0- 0		4- 2	
1- 0		0- 0		0- 0	HOME		0- 0	0- 0		1- 0	
2- 5		0- 1		0- 2	AWAY		0- 1	0- 0		2- 1	
1- 1		0- 0		0- 0	NEUTRAL		0- 0	0- 0		1- 1	
0- 0		0- 0		0- 0	CONFERENCE		0- 0	0- 0		0- 0	
0- 0		0- 0		0- 0	HOME		0- 0	0- 0		0- 0	
0- 0		0- 0		0- 0	AWAY		0- 0	0- 0		0- 0	
0- 0		0- 0		0- 0	NEUTRAL		0- 0	0- 0		0- 0	

RPI 1-25				RPI 26-50				RPI 51-100				RPI 101+ Team's RPI: 165			
RPI	S	Opponent	Score	RPI	S	Opponent	Score	RPI	S	Opponent	Score	RPI	S	Opponent	Score
11	A	Baylor	39 100	35	A	Auburn	59 80	83	A	LSU	44 76	175	A	Texas St.	67 72
				38	A	Tulane	46 71					212	N	Texas Southern	58 57
												216	N	Delaware	56 71
												269	H	Mississippi Val.	72 47
												279	A	La.-Monroe	55 54
												315	A	UTEP	58 56

LAST 12 Division I GAMES:															
216	N	Delaware	56 71	175	A	Texas St.	67 72	83	A	LSU	44 76	279	A	La.-Monroe	55 54
315	A	UTEP	58 56	38	A	Tulane	46 71	269	H	Mississippi Val.	72 47	212	N	Texas Southern	58 57
35	A	Auburn	59 80												
11	A	Baylor	39 100												

Non-Div I Games: Southern-N.O. 86 49

Nicholls St.

Average RPI Win: 288

Average RPI Loss: 186

WON-LOST
RECORDWINNING
PCT. RANKLAST 10
GAMESSTRENGTH OF
SCHEDULEOPP. STRENGTH
OF SCHEDULETEAM
RPIADJ.
RPICONF.
RPIADJ CONF.
RPIDIV. I ONLY
DIV. I NON-CONF.3- 6
3- 6236
2361- 0
1- 0283
283235
235292
292292
29232
3232
32

TOTALS

RPI 1-25

RPI 26-50

W-L RECORDS

RPI 51-100

RPI 101-150

RPI 150+

3- 6 0- 1
2- 1 0- 0
0- 5 0- 1
1- 0 0- 00- 0
0- 0
0- 0
0- 0OVERALL
HOME
AWAY
NEUTRAL0- 0
0- 0
0- 0
0- 00- 1
0- 0
0- 1
0- 03- 4
2- 1
0- 3
1- 03- 6 0- 1
2- 1 0- 0
0- 5 0- 1
1- 0 0- 00- 0
0- 0
0- 0
0- 0NON-CONFERENCE
HOME
AWAY
NEUTRAL0- 0
0- 0
0- 0
0- 00- 1
0- 0
0- 1
0- 03- 4
2- 1
0- 3
1- 00- 0 0- 0
0- 0 0- 0
0- 0 0- 0
0- 0 0- 00- 0
0- 0
0- 0
0- 0CONFERENCE
HOME
AWAY
NEUTRAL0- 0
0- 0
0- 0
0- 00- 0
0- 0
0- 0
0- 00- 0
0- 0
0- 0
0- 0

RPI 1-25

RPI 26-50

RPI 51-100

RPI 101+

Team's RPI: 292

RPI S Opponent Score
21 A Old Domini on 53 69

RPI S Opponent Score

RPI S Opponent Score

RPI S Opponent Score

137	A	Lehigh	41	62
200	H	Navy	65	58
209	H	Campbell	49	57
222	A	High Point	51	83
234	A	Ole Miss	42	60
294	A	La Salle	52	62
314	N	Liberty	66	53
349	H	Longwood	74	42

LAST 12 Division I GAMES:

314	N	Liberty	66	53
222	A	High Point	51	83
349	H	Longwood	74	42

294	A	La Salle	52	62
137	A	Lehigh	41	62
209	H	Campbell	49	57
200	H	Navy	65	58
21	A	Old Domini on	53	69
234	A	Ole Miss	42	60

Non-Div I Games:

Cheyney

93 40

Saint Augustine's 71 38

Norfolk St.

Average RPI Win: 239		WON-LOST RECORD	WINNING PCT. RANK	LAST 10 GAMES	STRENGTH OF SCHEDULE	OPP. STRENGTH OF SCHEDULE	TEAM RPI	ADJ. RPI	CONF. RPI	ADJ. CONF. RPI
Average RPI Loss: 98										
DIV. I ONLY		5- 1	38	0- 0	341	28	145	145	27	27
DIV. I NON-CONF.		5- 1	38	0- 0	341	28	145	145	27	27
TOTALS		RPI 1-25	RPI 26-50	W-L RECORDS		RPI 51-100	RPI 101-150	RPI 150+		
5- 1	0- 0		0- 0	OVERALL		0- 1	0- 0	5- 0		
1- 0	0- 0		0- 0	HOME		0- 0	0- 0	1- 0		
3- 1	0- 0		0- 0	AWAY		0- 1	0- 0	3- 0		
1- 0	0- 0		0- 0	NEUTRAL		0- 0	0- 0	1- 0		
5- 1	0- 0		0- 0	NON-CONFERENCE		0- 1	0- 0	5- 0		
1- 0	0- 0		0- 0	HOME		0- 0	0- 0	1- 0		
3- 1	0- 0		0- 0	AWAY		0- 1	0- 0	3- 0		
1- 0	0- 0		0- 0	NEUTRAL		0- 0	0- 0	1- 0		
0- 0	0- 0		0- 0	CONFERENCE		0- 0	0- 0	0- 0		
0- 0	0- 0		0- 0	HOME		0- 0	0- 0	0- 0		
0- 0	0- 0		0- 0	AWAY		0- 0	0- 0	0- 0		
0- 0	0- 0		0- 0	NEUTRAL		0- 0	0- 0	0- 0		

RPI 1-25				RPI 26-50				RPI 51-100				RPI 101+ Team's RPI: 145			
RPI	S	Opponent	Score	RPI	S	Opponent	Score	RPI	S	Opponent	Score	RPI	S	Opponent	Score
								98	A	Xavier	81 94	168	A	Vanderbilt	74 71
												220	N	Southeast Mo. St.	80 67
												225	H	Alabama St.	68 42
												269	A	Mississippi Val.	86 72
												313	A	Western Caro.	89 66
LAST 12 Division I GAMES:															
				269	A	Mississippi Val.	86 72								
				98	A	Xavier	81 94								
				313	A	Western Caro.	89 66								
				220	N	Southeast Mo. St.	80 67								
				225	H	Alabama St.	68 42								
				168	A	Vanderbilt	74 71								

Non-Div I Games:	Stillman	99	43	Martin Methodist	79	48	Lane	98	57	Blue Mountain (MS)	70	42	North Ala.
------------------	----------	----	----	------------------	----	----	------	----	----	--------------------	----	----	------------

■ Loss, ■ Non-Conf, S Site, H Home A Away N Neutral

Average RPI	Win:	150	WON-LOST	WINNING	LAST 10	STRENGTH OF	OPP. STRENGTH	TEAM	ADJ.	CONF.	ADJ CONF.
Average RPI	Loss:	39	RECORD	PCT. RANK	GAMES	SCHEDULE	OF SCHEDULE	RPI	RPI	RPI	RPI
DIV. I ONLY		8- 4		95	1- 0	27	114	31	31	1	1
DIV. I NON-CONF.		8- 4		95	1- 0	27	114	31	31	1	1

TOTALS	RPI 1-25		RPI 26-50		W-L RECORDS	RPI 51-100		RPI 101-150		RPI 150+	
8- 4	0- 2		1- 1		OVERALL	2- 1		2- 0		3- 0	
4- 1	0- 0		0- 1		HOME	1- 0		1- 0		2- 0	
1- 2	0- 1		0- 0		AWAY	0- 1		0- 0		1- 0	
3- 1	0- 1		1- 0		NEUTRAL	1- 0		1- 0		0- 0	
8- 4	0- 2		1- 1		NON-CONFERENCE	2- 1		2- 0		3- 0	
4- 1	0- 0		0- 1		HOME	1- 0		1- 0		2- 0	
1- 2	0- 1		0- 0		AWAY	0- 1		0- 0		1- 0	
3- 1	0- 1		1- 0		NEUTRAL	1- 0		1- 0		0- 0	
0- 0	0- 0		0- 0		CONFERENCE	0- 0		0- 0		0- 0	
0- 0	0- 0		0- 0		HOME	0- 0		0- 0		0- 0	
0- 0	0- 0		0- 0		AWAY	0- 0		0- 0		0- 0	
0- 0	0- 0		0- 0		NEUTRAL	0- 0		0- 0		0- 0	

RPI 1-25				RPI 26-50				Team's RPI: 31				RPI 51-100				RPI 101+			
RPI	S	Opponent	Score	RPI	S	Opponent	Score	RPI	S	Opponent	Score	RPI	S	Opponent	Score	RPI	S	Opponent	Score
17	N	Kentucky	75 85	29	N	UCLA	83 49	77	A	Ohio St.	69 76	133	N	Rice	71 50				
25	A	Colorado	74 86	37	H	Maine	73 85	85	N	South Fla.	71 69	143	H	Kent St.	73 60				
								86	H	VCU	59 47	193	H	UNCW	82 55				
												201	A	Elon	100 69				
												330	H	UNC Greensboro	83 62				
LAST 12 Division I GAMES:																			
85	N	South Fla.	71 69	133	N	Rice	71 50												
29	N	UCLA	83 49	330	H	UNC Greensboro	83 62												
25	A	Colorado	74 86	193	H	UNCW	82 55												
86	H	VCU	59 47	37	H	Maine	73 85												
143	H	Kent St.	73 60	77	A	Ohio St.	69 76												
201	A	Elon	100 69	17	N	Kentucky	75 85												

Non-Div I Games:

North Carolina

Average RPI Win:	255	WON-LOST	WINNING	LAST 10	STRENGTH OF	OPP. STRENGTH	TEAM	ADJ.	CONF.	ADJ CONF.
Average RPI Loss:	111	RECORD	PCT. RANK	GAMES	SCHEDULE	OF SCHEDULE	RPI	RPI	RPI	RPI
DIV. I ONLY	2- 7	275	0- 0	98	113	179	179	12	12	
DIV. I NON-CONF.	2- 7	275	0- 0	98	113	179	179	12	12	

TOTALS	RPI 1-25	RPI 26-50	W-L RECORDS	RPI 51-100	RPI 101-150	RPI 150+				
2- 7	0- 2	0- 0	OVERALL	0- 1	0- 2	2- 2				
0- 1	0- 0	0- 0	HOME	0- 0	0- 0	0- 1				
2- 6	0- 2	0- 0	AWAY	0- 1	0- 2	2- 1				
0- 0	0- 0	0- 0	NEUTRAL	0- 0	0- 0	0- 0				
2- 7	0- 2	0- 0	NON-CONFERENCE	0- 1	0- 2	2- 2				
0- 1	0- 0	0- 0	HOME	0- 0	0- 0	0- 1				
2- 6	0- 2	0- 0	AWAY	0- 1	0- 2	2- 1				
0- 0	0- 0	0- 0	NEUTRAL	0- 0	0- 0	0- 0				
0- 0	0- 0	0- 0	CONFERENCE	0- 0	0- 0	0- 0				
0- 0	0- 0	0- 0	HOME	0- 0	0- 0	0- 0				
0- 0	0- 0	0- 0	AWAY	0- 0	0- 0	0- 0				
0- 0	0- 0	0- 0	NEUTRAL	0- 0	0- 0	0- 0				

RPI 1-25				RPI 26-50				RPI 51-100				RPI 101+ Team's RPI: 179			
RPI	S	Opponent	Score	RPI	S	Opponent	Score	RPI	S	Opponent	Score	RPI	S	Opponent	Score
5	A	Iowa St.	35 87					78	A	UNI	60 64	105	A	Penn St.	68 75
12	A	Syracuse	49 85									148	A	Rhode Island	63 77
												177	H	Milwaukee	46 64
												206	A	Massachusetts	59 52
												252	A	Illinois St.	55 67
												304	A	Valparaiso	62 56

LAST 12 Division I GAMES:															
252	A	Illinois St.	55 67	5	A	Iowa St.	35 87	177	H	Milwaukee	46 64				
304	A	Valparaiso	62 56	78	A	UNI	60 64	206	A	Massachusetts	59 52				
12	A	Syracuse	49 85					148	A	Rhode Island	63 77				
								105	A	Penn St.	68 75				

Non-Div I Games: Mayville St. 84 50

North Dakota

Average RPI Win:	293	WON-LOST	WINNING	LAST 10	STRENGTH OF	OPP. STRENGTH	TEAM	ADJ.	CONF.	ADJ CONF.
Average RPI Loss:	151	RECORD	PCT. RANK	GAMES	SCHEDULE	OF SCHEDULE	RPI	RPI	RPI	RPI
DIV. I ONLY	2- 7	275	1- 0	281	186	310	310	12	12	
DIV. I NON-CONF.	2- 7	275	1- 0	281	186	310	310	12	12	

TOTALS	RPI 1-25	RPI 26-50	W-L RECORDS	RPI 51-100	RPI 101-150	RPI 150+				
2- 7	0- 0	0- 0	OVERALL	0- 1	0- 3	2- 3				
1- 3	0- 0	0- 0	HOME	0- 0	0- 1	1- 2				
1- 3	0- 0	0- 0	AWAY	0- 1	0- 2	1- 0				
0- 1	0- 0	0- 0	NEUTRAL	0- 0	0- 0	0- 1				
2- 7	0- 0	0- 0	NON-CONFERENCE	0- 1	0- 3	2- 3				
1- 3	0- 0	0- 0	HOME	0- 0	0- 1	1- 2				
1- 3	0- 0	0- 0	AWAY	0- 1	0- 2	1- 0				
0- 1	0- 0	0- 0	NEUTRAL	0- 0	0- 0	0- 1				
0- 0	0- 0	0- 0	CONFERENCE	0- 0	0- 0	0- 0				
0- 0	0- 0	0- 0	HOME	0- 0	0- 0	0- 0				
0- 0	0- 0	0- 0	AWAY	0- 0	0- 0	0- 0				
0- 0	0- 0	0- 0	NEUTRAL	0- 0	0- 0	0- 0				

RPI 1-25				RPI 26-50				RPI 51-100				RPI 101+				Team's RPI : 310	
RPI	S	Opponent	Score	RPI	S	Opponent	Score	RPI	S	Opponent	Score	RPI	S	Opponent	Score		
								62	A	Paci fi c	68	75	111	A	Northern Ill.	63	81
													116	H	Creighton	51	86
													144	A	Wi sconsi n	53	64
													163	H	UMKC	59	69
													177	H	Mi lwaukee	55	57
													281	H	New Hampshi re	56	51
													285	N	North Texas	78	92
													304	A	Valparai so	51	48
LAST 12 Di vi si on I GAMES:																	
304	A	Valparai so	51	48	111	A	Northern Ill.	63	81	285	N	North Texas	78	92			
177	H	Mi lwaukee	55	57	62	A	Paci fi c	68	75	62	A	Paci fi c	68	75			
163	H	UMKC	59	69	144	A	Wi sconsi n	53	64	144	A	Wi sconsi n	53	64			
					281	H	New Hampshi re	56	51	281	H	New Hampshi re	56	51			
					116	H	Creighton	51	86	116	H	Creighton	51	86			

Non-Div I Games: Mayville St. 49 43

North Dakota St.

Average RPI Win:	326	WON-LOST	WINNING	LAST 10	STRENGTH OF	OPP. STRENGTH	TEAM	ADJ.	CONF.	ADJ CONF.
Average RPI Loss:	97	RECORD	PCT. RANK	GAMES	SCHEDULE	OF SCHEDULE	RPI	RPI	RPI	RPI
DIV. I ONLY	3- 4	204	0- 1	250	181	237	237	27	27	
DIV. I NON-CONF.	3- 4	204	0- 1	250	181	237	237	27	27	

TOTALS	RPI 1-25	RPI 26-50	W-L RECORDS	RPI 51-100	RPI 101-150	RPI 150+				
3- 4	0- 2	0- 0	OVERALL	0- 0	0- 1	3- 1				
3- 0	0- 0	0- 0	HOME	0- 0	0- 0	3- 0				
0- 4	0- 2	0- 0	AWAY	0- 0	0- 1	0- 1				
0- 0	0- 0	0- 0	NEUTRAL	0- 0	0- 0	0- 0				
3- 4	0- 2	0- 0	NON-CONFERENCE	0- 0	0- 1	3- 1				
3- 0	0- 0	0- 0	HOME	0- 0	0- 0	3- 0				
0- 4	0- 2	0- 0	AWAY	0- 0	0- 1	0- 1				
0- 0	0- 0	0- 0	NEUTRAL	0- 0	0- 0	0- 0				
0- 0	0- 0	0- 0	CONFERENCE	0- 0	0- 0	0- 0				
0- 0	0- 0	0- 0	HOME	0- 0	0- 0	0- 0				
0- 0	0- 0	0- 0	AWAY	0- 0	0- 0	0- 0				
0- 0	0- 0	0- 0	NEUTRAL	0- 0	0- 0	0- 0				

RPI 1-25				RPI 26-50				RPI 51-100				RPI 101+ Team's RPI: 237			
RPI	S	Opponent	Score	RPI	S	Opponent	Score	RPI	S	Opponent	Score	RPI	S	Opponent	Score
13	A	Indiana	52 75									139	A	Colorado St.	59 61
19	A	Florida St.	53 74									218	A	Bethune-Cookman	60 76
												316	H	FIU	62 53
												317	H	Florida A&M	64 53
												346	H	Charleston So.	82 76

LAST 12 Division I GAMES:															
218	A	Bethune-Cookman	60 76	19	A	Florida St.	53 74								
316	H	FIU	62 53												
139	A	Colorado St.	59 61												
346	H	Charleston So.	82 76												
13	A	Indiana	52 75												
317	H	Florida A&M	64 53												

Non-Div I Games: Trinity Baptist 99 40

North Florida

Average RPI Win:	285	WON-LOST	WINNING	LAST 10	STRENGTH OF	OPP. STRENGTH	TEAM	ADJ.	CONF.	ADJ CONF.
Average RPI Loss:	101	RECORD	PCT. RANK	GAMES	SCHEDULE	OF SCHEDULE	RPI	RPI	RPI	RPI

DIV. I ONLY	3- 5	226	0- 0	292	72	285	285	18	18
DIV. I NON-CONF.	3- 5	226	0- 0	292	72	285	285	18	18
TOTALS	RPI 1-25	RPI 26-50	W-L RECORDS	RPI 51-100	RPI 101-150	RPI 150+			
3- 5	0- 0	0- 0	OVERALL	0- 4	0- 0	3- 1			
2- 2	0- 0	0- 0	HOME	0- 2	0- 0	2- 0			
0- 2	0- 0	0- 0	AWAY	0- 1	0- 0	0- 1			
1- 1	0- 0	0- 0	NEUTRAL	0- 1	0- 0	1- 0			
3- 5	0- 0	0- 0	NON-CONFERENCE	0- 4	0- 0	3- 1			
2- 2	0- 0	0- 0	HOME	0- 2	0- 0	2- 0			
0- 2	0- 0	0- 0	AWAY	0- 1	0- 0	0- 1			
1- 1	0- 0	0- 0	NEUTRAL	0- 1	0- 0	1- 0			
0- 0	0- 0	0- 0	CONFERENCE	0- 0	0- 0	0- 0			
0- 0	0- 0	0- 0	HOME	0- 0	0- 0	0- 0			
0- 0	0- 0	0- 0	AWAY	0- 0	0- 0	0- 0			
0- 0	0- 0	0- 0	NEUTRAL	0- 0	0- 0	0- 0			

RPI S Opponent	RPI S Opponent	RPI S Opponent	RPI S Opponent	Team's RPI: 285
60 N Wyoming	49 53	196 A SMU	66 73	
73 H Texas	54 64	226 H Missouri St.	83 76	
87 A Kansas St.	42 60	310 N North Dakota St.	92 78	
89 H Utah St.	41 57	318 H Houston Baptist	100 75	
LAST 12 Division I GAMES:				
60 N Wyoming	49 53	89 H Utah St.	41 57	
87 A Kansas St.	42 60	318 H Houston Baptist	100 75	
73 H Texas	54 64	226 H Missouri St.	83 76	
		196 A SMU	66 73	
		310 N North Dakota St.	92 78	

Non-Div I Games: Mid-Amer. Christian 82 35 Xavier (LA) 59 46

North Texas

Average RPI		Win: 192	WON-LOST RECORD	WINNING PCT. RANK	LAST 10 GAMES	STRENGTH OF SCHEDULE	OPP. STRENGTH OF SCHEDULE	TEAM RPI	ADJ. RPI	CONF. RPI	ADJ CONF. RPI
Loss: 92											
DIV. I ONLY			9- 1	18	0- 1	215	79	36	36	14	14
DIV. I NON-CONF.			9- 1	18	0- 1	215	79	36	36	14	14
TOTALS		RPI 1-25		RPI 26-50		W-L RECORDS	RPI 51-100	RPI 101-150		RPI 150+	
9- 1	0- 0			0- 0		OVERALL	0- 1	2- 0		7- 0	
5- 0	0- 0			0- 0		HOME	0- 0	0- 0		5- 0	
4- 1	0- 0			0- 0		AWAY	0- 1	2- 0		2- 0	
0- 0	0- 0			0- 0		NEUTRAL	0- 0	0- 0		0- 0	
9- 1	0- 0			0- 0		NON-CONFERENCE	0- 1	2- 0		7- 0	
5- 0	0- 0			0- 0		HOME	0- 0	0- 0		5- 0	
4- 1	0- 0			0- 0		AWAY	0- 1	2- 0		2- 0	
0- 0	0- 0			0- 0		NEUTRAL	0- 0	0- 0		0- 0	
0- 0	0- 0			0- 0		CONFERENCE	0- 0	0- 0		0- 0	
0- 0	0- 0			0- 0		HOME	0- 0	0- 0		0- 0	
0- 0	0- 0			0- 0		AWAY	0- 0	0- 0		0- 0	
0- 0	0- 0			0- 0		NEUTRAL	0- 0	0- 0		0- 0	

[illegible]

Non-Div I Games:

Northeastern

Average RPI Win: 188

Average RPI Loss: 106

WON-LOST
RECORDWINNING
PCT. RANKLAST 10
GAMESSTRENGTH OF
SCHEDULEOPP. STRENGTH
OF SCHEDULETEAM
RPIADJ.
RPICONF.
RPIADJ CONF.
RPIDIV. I ONLY
DIV. I NON-CONF.4- 4
4- 4161
1610- 1
0- 1156
15665
65142
142142
14211
1111
11

TOTALS

RPI 1-25

RPI 26-50

W-L RECORDS

RPI 51-100

RPI 101-150

RPI 150+

4- 4 0- 1
2- 1 0- 1
2- 2 0- 0
0- 1 0- 00- 0
0- 0
0- 0
0- 0OVERALL
HOME
AWAY
NEUTRAL2- 1
1- 0
1- 1
0- 00- 1
0- 0
0- 1
0- 02- 1
1- 0
1- 0
0- 14- 4 0- 1
2- 1 0- 1
2- 2 0- 0
0- 1 0- 00- 0
0- 0
0- 0
0- 0NON-CONFERENCE
HOME
AWAY
NEUTRAL2- 1
1- 0
1- 1
0- 00- 1
0- 0
0- 1
0- 02- 1
1- 0
1- 0
0- 10- 0 0- 0
0- 0 0- 0
0- 0 0- 0
0- 0 0- 00- 0
0- 0
0- 0
0- 0CONFERENCE
HOME
AWAY
NEUTRAL0- 0
0- 0
0- 0
0- 00- 0
0- 0
0- 0
0- 00- 0
0- 0
0- 0
0- 0

RPI 1-25

RPI 26-50

RPI 51-100

RPI 101+

Team's RPI: 142

RPI S Opponent Score
23 H New Mexico 55 84

RPI S Opponent Score

RPI S Opponent Score
66 A Washington 59 81
74 A Loyola Marymount 63 62
93 H Fresno St. 86 73RPI S Opponent Score
139 A Colorado St. 54 65
196 N SMU 48 55
286 H California Baptist 91 88
297 A Seattle U 65 58

LAST 12 Division I GAMES:

196 N SMU	48	55	66 A Washington	59	81
23 H New Mexico	55	84	297 A Seattle U	65	58
139 A Colorado St.	54	65	93 H Fresno St.	86	73
74 A Loyola Marymount	63	62			
286 H California Baptist	91	88			

Northern Ariz.

Northern Ariz.

Non-Div I Games:

Northern Ariz.

Loss, Non-Conf, S Site, H Home A Away N Neutral

Average RPI	Win:	161	WON-LOST	WINNING	LAST 10	STRENGTH OF	OPP. STRENGTH	TEAM	ADJ.	CONF.	ADJ CONF.
Average RPI	Loss:	97	RECORD	PCT. RANK	GAMES	SCHEDULE	OF SCHEDULE	RPI	RPI	RPI	RPI
DIV. I ONLY		5- 3		118	1- 0	146	41	57	57	11	11
DIV. I NON-CONF.		5- 3		118	1- 0	146	41	57	57	11	11
<hr/>											
TOTALS	RPI 1-25		RPI 26-50		W-L RECORDS	RPI 51-100		RPI 101-150		RPI 150+	
5- 3	0- 1		0- 0		OVERALL	0- 1		3- 0		2- 1	
3- 0	0- 0		0- 0		HOME	0- 0		2- 0		1- 0	
2- 3	0- 1		0- 0		AWAY	0- 1		1- 0		1- 1	
0- 0	0- 0		0- 0		NEUTRAL	0- 0		0- 0		0- 0	
5- 3	0- 1		0- 0		NON-CONFERENCE	0- 1		3- 0		2- 1	
3- 0	0- 0		0- 0		HOME	0- 0		2- 0		1- 0	
2- 3	0- 1		0- 0		AWAY	0- 1		1- 0		1- 1	
0- 0	0- 0		0- 0		NEUTRAL	0- 0		0- 0		0- 0	
0- 0	0- 0		0- 0		CONFERENCE	0- 0		0- 0		0- 0	
0- 0	0- 0		0- 0		HOME	0- 0		0- 0		0- 0	
0- 0	0- 0		0- 0		AWAY	0- 0		0- 0		0- 0	
0- 0	0- 0		0- 0		NEUTRAL	0- 0		0- 0		0- 0	

RPI 1-25				RPI 26-50				RPI 51-100				RPI 101+			
RPI	S	Opponent	Score	RPI	S	Opponent	Score	RPI	S	Opponent	Score	RPI	S	Opponent	Score
25	A	Col orado	69 77					83	A	LSU	57 62	104	H	Denver	74 66
												128	H	Chattanooga	68 65
												139	A	Col orado St.	53 47
												184	A	Air Force	57 69
												196	H	SMU	58 57
												239	A	San Franci sco	68 63
<hr/>															
LAST 12 Division I GAMES:															
239	A	San Franci sco	68 63	128	H	Chattanooga	68 65	196	H	SMU	58 57	184	A	Air Force	57 69
139	A	Col orado St.	53 47												
104	H	Denver	74 66												
83	A	LSU	57 62												
25	A	Col orado	69 77												

Non-Div I Games:

Northern Colo.

Average RPI	Win:	203	WON-LOST	WINNING	LAST 10	STRENGTH OF	OPP. STRENGTH	TEAM	ADJ.	CONF.	ADJ CONF.
Average RPI	Loss:	62	RECORD	PCT. RANK	GAMES	SCHEDULE	OF SCHEDULE	RPI	RPI	RPI	RPI
DIV. I ONLY		6- 4		122	1- 0	195	50	111	111	10	10
DIV. I NON-CONF.		6- 4		122	1- 0	195	50	111	111	10	10

TOTALS	RPI 1-25		RPI 26-50		W-L RECORDS	RPI 51-100		RPI 101-150		RPI 150+	
6- 4	0- 2		0- 0		OVERALL	1- 1		1- 1		4- 0	
4- 0	0- 0		0- 0		HOME	1- 0		1- 0		2- 0	
0- 4	0- 2		0- 0		AWAY	0- 1		0- 1		0- 0	
2- 0	0- 0		0- 0		NEUTRAL	0- 0		0- 0		2- 0	
6- 4	0- 2		0- 0		NON-CONFERENCE	1- 1		1- 1		4- 0	
4- 0	0- 0		0- 0		HOME	1- 0		1- 0		2- 0	
0- 4	0- 2		0- 0		AWAY	0- 1		0- 1		0- 0	
2- 0	0- 0		0- 0		NEUTRAL	0- 0		0- 0		2- 0	
0- 0	0- 0		0- 0		CONFERENCE	0- 0		0- 0		0- 0	
0- 0	0- 0		0- 0		HOME	0- 0		0- 0		0- 0	
0- 0	0- 0		0- 0		AWAY	0- 0		0- 0		0- 0	
0- 0	0- 0		0- 0		NEUTRAL	0- 0		0- 0		0- 0	

RPI	S	Opponent	Score	RPI	S	Opponent	Score	RPI	S	Opponent	Score	RPI	S	Opponent	Score	Team's RPI: 111
5	A	Iowa St.	60 70					78	H	UNI	70 59	126	H	Yale	89 80	
13	A	Indiana	73 91					80	A	Montana	70 86	149	A	Southern Ill.	73 82	
												192	N	Nevada	98 69	
												241	H	Eastern Ill.	78 59	
												268	N	Western Ill.	86 61	
												310	H	North Dakota St.	81 63	

LAST 12 Division I GAMES:																
192	N	Nevada	98 69	78	H	UNI	70 59	5	A	Iowa St.	60 70	241	H	Eastern Ill.	78 59	
310	H	North Dakota St.	81 63					268	N	Western Ill.	86 61	149	A	Southern Ill.	73 82	
13	A	Indiana	73 91					80	A	Montana	70 86					
126	H	Yale	89 80													

Non-Div I Games:

Northern Ill.

Average RPI Win: 0		WON-LOST	WINNING	LAST 10	STRENGTH OF		OPP. STRENGTH	TEAM	ADJ.	CONF.	ADJ CONF.
Average RPI Loss: 173		RECORD	PCT. RANK	GAMES	SCHEDULE		OF SCHEDULE	RPI	RPI	RPI	RPI
DIV. I ONLY		0- 6	330	0- 1	65		347	308	308	13	13
DIV. I NON-CONF.		0- 6	330	0- 1	65		347	308	308	13	13

TOTALS		RPI 1-25		RPI 26-50	W-L RECORDS		RPI 51-100	RPI 101-150		RPI 150+	
0- 6		0- 1		0- 1	OVERALL		0- 0	0- 1		0- 3	
0- 2		0- 0		0- 1	HOME		0- 0	0- 0		0- 1	
0- 3		0- 1		0- 0	AWAY		0- 0	0- 1		0- 1	
0- 1		0- 0		0- 0	NEUTRAL		0- 0	0- 0		0- 1	
0- 6		0- 1		0- 1	NON-CONFERENCE		0- 0	0- 1		0- 3	
0- 2		0- 0		0- 1	HOME		0- 0	0- 0		0- 1	
0- 3		0- 1		0- 0	AWAY		0- 0	0- 1		0- 1	
0- 1		0- 0		0- 0	NEUTRAL		0- 0	0- 0		0- 1	
0- 0		0- 0		0- 0	CONFERENCE		0- 0	0- 0		0- 0	
0- 0		0- 0		0- 0	HOME		0- 0	0- 0		0- 0	
0- 0		0- 0		0- 0	AWAY		0- 0	0- 0		0- 0	
0- 0		0- 0		0- 0	NEUTRAL		0- 0	0- 0		0- 0	

RPI 1-25				RPI 26-50				RPI 51-100				RPI 101+ Team's RPI: 308			
RPI	S	Opponent	Score	RPI	S	Opponent	Score	RPI	S	Opponent	Score	RPI	S	Opponent	Score
9	A	Louisville	59 92	49	H	Belmont	53 71					143	A	Kent St.	61 62
												235	N	Akron	60 77
												252	H	Illinois St.	53 58
												347	A	Austin Peay	48 52
LAST 12 Division I GAMES:															
9	A	Louisville	59 92	49	H	Belmont	53 71								
252	H	Illinois St.	53 58	235	N	Akron	60 77								
347	A	Austin Peay	48 52	143	A	Kent St.	61 62								

Non-Div I Games: Alderson Broaddus 73 32

Northern Ky.

Average RPI	Win:	147	WON-LOST	WINNING	LAST 10	STRENGTH OF	OPP. STRENGTH	TEAM	ADJ.	CONF.	ADJ CONF.
Average RPI	Loss:	57	RECORD	PCT. RANK	GAMES	SCHEDULE	OF SCHEDULE	RPI	RPI	RPI	RPI
DIV. I ONLY		6- 3		95	1- 0	150	10	95	95	3	3
DIV. I NON-CONF.		6- 3		95	1- 0	150	10	95	95	3	3

TOTALS	RPI 1-25		RPI 26-50		W-L RECORDS	RPI 51-100		RPI 101-150		RPI 150+	
6- 3	0- 1		2- 1		OVERALL	1- 0		0- 1		3- 0	
4- 2	0- 1		1- 0		HOME	1- 0		0- 1		2- 0	
2- 1	0- 0		1- 1		AWAY	0- 0		0- 0		1- 0	
0- 0	0- 0		0- 0		NEUTRAL	0- 0		0- 0		0- 0	
6- 3	0- 1		2- 1		NON-CONFERENCE	1- 0		0- 1		3- 0	
4- 2	0- 1		1- 0		HOME	1- 0		0- 1		2- 0	
2- 1	0- 0		1- 1		AWAY	0- 0		0- 0		1- 0	
0- 0	0- 0		0- 0		NEUTRAL	0- 0		0- 0		0- 0	
0- 0	0- 0		0- 0		CONFERENCE	0- 0		0- 0		0- 0	
0- 0	0- 0		0- 0		HOME	0- 0		0- 0		0- 0	
0- 0	0- 0		0- 0		AWAY	0- 0		0- 0		0- 0	
0- 0	0- 0		0- 0		NEUTRAL	0- 0		0- 0		0- 0	

RPI 1-25				RPI 26-50				RPI 51-100				RPI 101+			
RPI	S	Opponent	Score	RPI	S	Opponent	Score	RPI	S	Opponent	Score	RPI	S	Opponent	Score
10	H	Marquette	57 76	30	A	Green Bay	57 55	64	H	UT Martin	90 64	115	H	Pittsburgh	49 52
				42	H	Duke	84 58					189	A	Florida	83 74
				47	A	DePaul	60 76					229	H	UIC	87 44
												327	H	Chicago St.	97 35

Team's RPI: 95															
LAST 12 Division I GAMES:															
				115	H	Pittsburgh	49 52	327	H	Chicago St.	97 35				
				64	H	UT Martin	90 64	10	H	Marquette	57 76				
				189	A	Florida	83 74	47	A	DePaul	60 76				
				229	H	UIC	87 44								
				42	H	Duke	84 58								
				30	A	Green Bay	57 55								

Non-Div I Games:

Northwestern

Average RPI Win: 351
Average RPI Loss: 178

WON-LOST
RECORD

WINNING
PCT. RANK

LAST 10
GAMES

STRENGTH OF
SCHEDULE

OPP. STRENGTH
OF SCHEDULE

TEAM
RPI

ADJ.
RPI

CONF.
RPI

ADJ CONF.
RPI

DIV. I ONLY	1- 5	301	0- 0	284	263	337	337	24	24
DIV. I NON-CONF.	1- 5	301	0- 0	284	263	337	337	24	24

TOTALS	RPI 1-25	RPI 26-50	W-L RECORDS	RPI 51-100	RPI 101-150	RPI 150+			
1- 5	0- 0	0- 1	OVERALL	0- 0	0- 1	1- 3			
1- 1	0- 0	0- 0	HOME	0- 0	0- 0	1- 1			
0- 4	0- 0	0- 1	AWAY	0- 0	0- 1	0- 2			
0- 0	0- 0	0- 0	NEUTRAL	0- 0	0- 0	0- 0			
1- 5	0- 0	0- 1	NON-CONFERENCE	0- 0	0- 1	1- 3			
1- 1	0- 0	0- 0	HOME	0- 0	0- 0	1- 1			
0- 4	0- 0	0- 1	AWAY	0- 0	0- 1	0- 2			
0- 0	0- 0	0- 0	NEUTRAL	0- 0	0- 0	0- 0			
0- 0	0- 0	0- 0	CONFERENCE	0- 0	0- 0	0- 0			
0- 0	0- 0	0- 0	HOME	0- 0	0- 0	0- 0			
0- 0	0- 0	0- 0	AWAY	0- 0	0- 0	0- 0			
0- 0	0- 0	0- 0	NEUTRAL	0- 0	0- 0	0- 0			

RPI 1-25				RPI 26-50				RPI 51-100				RPI 101+ Team's RPI: 337			
RPI	S	Opponent	Score	RPI	S	Opponent	Score	RPI	S	Opponent	Score	RPI	S	Opponent	Score
				46	A	Arkansas	53 98					113	A	Al abama	73 87
												180	A	Okl ahoma	56 93
												273	A	Southern Mi ss.	54 69
												279	H	La. -Monroe	55 63
												351	H	Al corn	78 65
LAST 12 Division I GAMES:															
								113	A	Al abama	73 87				
								279	H	La. -Monroe	55 63				
								273	A	Southern Mi ss.	54 69				
								351	H	Al corn	78 65				
								180	A	Okl ahoma	56 93				
								46	A	Arkansas	53 98				

Non-Div I Games: Loyola (LA) 71 66 LeTourneau 100 40 Centenary (LA) 94 51

Northwestern St.

Average RPI	Win:	83	WON-LOST	WINNING	LAST 10	STRENGTH OF	OPP. STRENGTH	TEAM	ADJ.	CONF.	ADJ CONF.
Average RPI	Loss:	2	RECORD	PCT. RANK	GAMES	SCHEDULE	OF SCHEDULE	RPI	RPI	RPI	RPI

DIV. I ONLY	9- 1	18	1- 0	4	68	1	1	1	1
DIV. I NON-CONF.	9- 1	18	1- 0	4	68	1	1	1	1

TOTALS	RPI 1-25	RPI 26-50	W-L RECORDS	RPI 51-100	RPI 101-150	RPI 150+			
9- 1	3- 1	2- 0	OVERALL	1- 0	1- 0	2- 0			
4- 1	1- 1	0- 0	HOME	0- 0	1- 0	2- 0			
2- 0	0- 0	2- 0	AWAY	0- 0	0- 0	0- 0			
3- 0	2- 0	0- 0	NEUTRAL	1- 0	0- 0	0- 0			
9- 1	3- 1	2- 0	NON-CONFERENCE	1- 0	1- 0	2- 0			
4- 1	1- 1	0- 0	HOME	0- 0	1- 0	2- 0			
2- 0	0- 0	2- 0	AWAY	0- 0	0- 0	0- 0			
3- 0	2- 0	0- 0	NEUTRAL	1- 0	0- 0	0- 0			
0- 0	0- 0	0- 0	CONFERENCE	0- 0	0- 0	0- 0			
0- 0	0- 0	0- 0	HOME	0- 0	0- 0	0- 0			
0- 0	0- 0	0- 0	AWAY	0- 0	0- 0	0- 0			
0- 0	0- 0	0- 0	NEUTRAL	0- 0	0- 0	0- 0			

RPI 1-25	Team's RPI: 1	RPI 26-50	RPI 51-100	RPI 101+
RPI S Opponent Score		RPI S Opponent Score	RPI S Opponent Score	RPI S Opponent Score
2 H UConn 71 89		45 A Toledo 72 56	100 N Oregon St. 91 81	112 H Penn 75 55
8 N Drake 82 64		47 A DePaul 101 77		155 H Harvard 103 58
16 H Iowa 105 71				244 H Binghamton 103 53
20 N Gonzaga 81 65				
LAST 12 Division I GAMES:				
100 N Oregon St. 91 81		20 N Gonzaga 81 65		
8 N Drake 82 64		47 A DePaul 101 77		
244 H Binghamton 103 53		112 H Penn 75 55		
45 A Toledo 72 56		155 H Harvard 103 58		
2 H UConn 71 89				
16 H Iowa 105 71				

Non-Div I Games:

Notre Dame

Average RPI Win:	329	WON-LOST	WINNING	LAST 10	STRENGTH OF	OPP. STRENGTH	TEAM	ADJ.	CONF.	ADJ CONF.
Average RPI Loss:	113	RECORD	PCT. RANK	GAMES	SCHEDULE	OF SCHEDULE	RPI	RPI	RPI	RPI
DIV. I ONLY	1- 8	319	0- 0	9	329	223	223	13	13	
DIV. I NON-CONF.	1- 8	319	0- 0	9	329	223	223	13	13	

TOTALS	RPI 1-25	RPI 26-50	W-L RECORDS	RPI 51-100	RPI 101-150	RPI 150+				
1- 8	0- 1	0- 2	OVERALL	0- 1	0- 2	1- 2				
1- 3	0- 1	0- 1	HOME	0- 1	0- 0	1- 0				
0- 4	0- 0	0- 1	AWAY	0- 0	0- 2	0- 1				
0- 1	0- 0	0- 0	NEUTRAL	0- 0	0- 0	0- 1				
1- 8	0- 1	0- 2	NON-CONFERENCE	0- 1	0- 2	1- 2				
1- 3	0- 1	0- 1	HOME	0- 1	0- 0	1- 0				
0- 4	0- 0	0- 1	AWAY	0- 0	0- 2	0- 1				
0- 1	0- 0	0- 0	NEUTRAL	0- 0	0- 0	0- 1				
0- 0	0- 0	0- 0	CONFERENCE	0- 0	0- 0	0- 0				
0- 0	0- 0	0- 0	HOME	0- 0	0- 0	0- 0				
0- 0	0- 0	0- 0	AWAY	0- 0	0- 0	0- 0				
0- 0	0- 0	0- 0	NEUTRAL	0- 0	0- 0	0- 0				

RPI 1-25				RPI 26-50				RPI 51-100				RPI 101+ Team's RPI: 223			
RPI	S	Opponent	Score	RPI	S	Opponent	Score	RPI	S	Opponent	Score	RPI	S	Opponent	Score
13	H	Indiana	32 59	28	H	Michigan St.	58 102	67	H	Michigan	59 85	118	A	Bradley	64 73
				44	A	Central Mich.	61 104					143	A	Kent St.	65 75
												235	N	Akron	65 85
												252	A	Illinois St.	56 62
												329	H	Cani si us	71 60
LAST 12 Division I GAMES:															
118	A	Bradley	64 73	67	H	Michigan	59 85	28	H	Michigan St.	58 102	44	A	Central Mich.	61 104
252	A	Illinois St.	56 62												
329	H	Cani si us	71 60												
143	A	Kent St.	65 75												
235	N	Akron	65 85												
13	H	Indiana	32 59												

Non-Div I Games: Grace Bible (MI) 94 48 Rochester College 64 46

Oakland

Average RPI Win:	182	WON-LOST	WINNING	LAST 10	STRENGTH OF	OPP. STRENGTH	TEAM	ADJ.	CONF.	ADJ CONF.
Average RPI Loss:	0	RECORD	PCT. RANK	GAMES	SCHEDULE	OF SCHEDULE	RPI	RPI	RPI	RPI
DIV. I ONLY	9- 0	1	1- 0	331	5	72	72	10	10	
DIV. I NON-CONF.	9- 0	1	1- 0	331	5	72	72	10	10	

TOTALS	RPI 1-25	RPI 26-50	W-L RECORDS	RPI 51-100	RPI 101-150	RPI 150+				
9- 0	0- 0	2- 0	OVERALL	1- 0	0- 0	6- 0				
6- 0	0- 0	0- 0	HOME	1- 0	0- 0	5- 0				
1- 0	0- 0	1- 0	AWAY	0- 0	0- 0	0- 0				
2- 0	0- 0	1- 0	NEUTRAL	0- 0	0- 0	1- 0				
9- 0	0- 0	2- 0	NON-CONFERENCE	1- 0	0- 0	6- 0				
6- 0	0- 0	0- 0	HOME	1- 0	0- 0	5- 0				
1- 0	0- 0	1- 0	AWAY	0- 0	0- 0	0- 0				
2- 0	0- 0	1- 0	NEUTRAL	0- 0	0- 0	1- 0				
0- 0	0- 0	0- 0	CONFERENCE	0- 0	0- 0	0- 0				
0- 0	0- 0	0- 0	HOME	0- 0	0- 0	0- 0				
0- 0	0- 0	0- 0	AWAY	0- 0	0- 0	0- 0				
0- 0	0- 0	0- 0	NEUTRAL	0- 0	0- 0	0- 0				

RPI	S	Opponent	Score	RPI	S	Opponent	Score	RPI	S	Opponent	Score	RPI	S	Opponent	Score
39	A	IUPUI	73 66	40	N	Lamar University	87 62	96	H	Purdue	80 73	193	H	UNCW	95 72
												244	H	Binghamton	86 49
												245	N	St. Bonaventure	70 53
												254	H	Eastern Ky.	100 60
												261	H	Cleveland St.	72 54
												263	H	Coppin St.	87 62
LAST 12 Division I GAMES:															
245	N	St. Bonaventure	70 53	39	A	IUPUI	73 66	263	H	Coppin St.	87 62	96	H	Purdue	80 73
254	H	Eastern Ky.	100 60	261	H	Cleveland St.	72 54	40	N	Lamar University	87 62				
244	H	Binghamton	86 49												
193	H	UNCW	95 72												

Non-Div I Games:

Ohio

Average RPI Win: 164

Average RPI Loss: 51

WON-LOST
RECORDWINNING
PCT. RANKLAST 10
GAMESSTRENGTH OF
SCHEDULEOPP. STRENGTH
OF SCHEDULETEAM
RPIADJ.
RPICONF.
RPIADJ CONF.
RPIDIV. I ONLY
DIV. I NON-CONF.4- 3
4- 3137
1371- 0
1- 050
5019
1977
7777
773
33
3

TOTALS

RPI 1-25

RPI 26-50

W-L RECORDS

RPI 51-100

RPI 101-150

RPI 150+

4- 3 0- 1
4- 1 0- 0
0- 2 0- 1
0- 0 0- 01- 0
1- 0
0- 0
0- 0OVERALL
HOME
AWAY
NEUTRAL0- 2
0- 1
0- 1
0- 01- 0
1- 0
0- 0
0- 02- 0
2- 0
0- 0
0- 04- 3 0- 1
4- 1 0- 0
0- 2 0- 1
0- 0 0- 01- 0
1- 0
0- 0
0- 0NON-CONFERENCE
HOME
AWAY
NEUTRAL0- 2
0- 1
0- 1
0- 01- 0
1- 0
0- 0
0- 02- 0
2- 0
0- 0
0- 00- 0 0- 0
0- 0 0- 0
0- 0 0- 0
0- 0 0- 00- 0
0- 0
0- 0
0- 0CONFERENCE
HOME
AWAY
NEUTRAL0- 0
0- 0
0- 0
0- 00- 0
0- 0
0- 0
0- 00- 0
0- 0
0- 0
0- 0

RPI 1-25

RPI	S	Opponent	Score
2	A	UConn	53 85

RPI 26-50

RPI	S	Opponent	Score
31	H	North Carolina	76 69

RPI 51-100

Team's RPI: 77

RPI	S	Opponent	Score
66	A	Washington	59 69
85	H	South Fla.	47 71

RPI 101+

RPI	S	Opponent	Score
147	H	Cincinnati	69 56
189	H	Florida	46 41
290	H	Detroit Mercy	55 41

LAST 12 Division I GAMES:

189	H	Florida	46 41	147	H	Cincinnati	69 56
66	A	Washington	59 69	31	H	North Carolina	76 69
				2	A	UConn	53 85
				290	H	Detroit Mercy	55 41
				85	H	South Fla.	47 71

Ohio St.

Ohio St.

Non-Div I Games:

Ohio St.

Loss,
 Non-Conf, S Site,
 H Home
A Away
 N Neutral

Average RPI		Win: 282	WON-LOST	WINNING	LAST 10	STRENGTH OF		OPP. STRENGTH	TEAM	ADJ.	CONF.	ADJ CONF.	
Loss: 77			RECORD	PCT. RANK	GAMES	SCHEDULE		OF SCHEDULE	RPI	RPI	RPI	RPI	
DIV. I ONLY		3- 6		236	0- 1	35			239	180	180	6	6
DIV. I NON-CONF.		3- 6		236	0- 1	35			239	180	180	6	6

TOTALS		RPI 1-25		RPI 26-50		W-L RECORDS		RPI 51-100		RPI 101-150		RPI 150+	
3- 6		0- 1		0- 2		OVERALL		0- 1		0- 1		3- 1	
3- 1		0- 0		0- 1		HOME		0- 0		0- 0		3- 0	
0- 3		0- 1		0- 1		AWAY		0- 1		0- 0		0- 0	
0- 2		0- 0		0- 0		NEUTRAL		0- 0		0- 1		0- 1	
3- 6		0- 1		0- 2		NON-CONFERENCE		0- 1		0- 1		3- 1	
3- 1		0- 0		0- 1		HOME		0- 0		0- 0		3- 0	
0- 3		0- 1		0- 1		AWAY		0- 1		0- 0		0- 0	
0- 2		0- 0		0- 0		NEUTRAL		0- 0		0- 1		0- 1	
0- 0		0- 0		0- 0		CONFERENCE		0- 0		0- 0		0- 0	
0- 0		0- 0		0- 0		HOME		0- 0		0- 0		0- 0	
0- 0		0- 0		0- 0		AWAY		0- 0		0- 0		0- 0	
0- 0		0- 0		0- 0		NEUTRAL		0- 0		0- 0		0- 0	

RPI 1-25				RPI 26-50				RPI 51-100				RPI 101+ Team's RPI: 180			
RPI	S	Opponent	Score	RPI	S	Opponent	Score	RPI	S	Opponent	Score	RPI	S	Opponent	Score
23	A	New Mexico	80 84	35	A	Auburn	79 95	85	A	South Fla.	70 87	103	N	Clemson	62 74
				47	H	DePaul	76 87					169	N	UAB	84 89
												197	H	Western Ky.	90 83
												312	H	Central Ark.	65 52
												337	H	Northwestern St.	93 56

LAST 12 Division I GAMES:															
				47	H	DePaul	76 87	103	N	Clemson	62 74				
				312	H	Central Ark.	65 52	337	H	Northwestern St.	93 56				
				35	A	Auburn	79 95	197	H	Western Ky.	90 83				
				23	A	New Mexico	80 84								
				169	N	UAB	84 89								
				85	A	South Fla.	70 87								

Non-Div I Games:

Okla homa

Average RPI Win:	223	WON-LOST	WINNING	LAST 10	STRENGTH OF	OPP. STRENGTH	TEAM	ADJ.	CONF.	ADJ CONF.
Average RPI Loss:	26	RECORD	PCT. RANK	GAMES	SCHEDULE	OF SCHEDULE	RPI	RPI	RPI	RPI
DIV. I ONLY	7- 2	57	0- 1	277	29	131	131	6	6	
DIV. I NON-CONF.	7- 2	57	0- 1	277	29	131	131	6	6	

TOTALS	RPI 1-25	RPI 26-50	W-L RECORDS	RPI 51-100	RPI 101-150	RPI 150+				
7- 2	0- 1	0- 1	OVERALL	0- 0	0- 0	7- 0				
6- 1	0- 1	0- 0	HOME	0- 0	0- 0	6- 0				
1- 1	0- 0	0- 1	AWAY	0- 0	0- 0	1- 0				
0- 0	0- 0	0- 0	NEUTRAL	0- 0	0- 0	0- 0				
7- 2	0- 1	0- 1	NON-CONFERENCE	0- 0	0- 0	7- 0				
6- 1	0- 1	0- 0	HOME	0- 0	0- 0	6- 0				
1- 1	0- 0	0- 1	AWAY	0- 0	0- 0	1- 0				
0- 0	0- 0	0- 0	NEUTRAL	0- 0	0- 0	0- 0				
0- 0	0- 0	0- 0	CONFERENCE	0- 0	0- 0	0- 0				
0- 0	0- 0	0- 0	HOME	0- 0	0- 0	0- 0				
0- 0	0- 0	0- 0	AWAY	0- 0	0- 0	0- 0				
0- 0	0- 0	0- 0	NEUTRAL	0- 0	0- 0	0- 0				

RPI 1-25				RPI 26-50				RPI 51-100				RPI 101+ Team's RPI: 131			
RPI	S	Opponent	Score	RPI	S	Opponent	Score	RPI	S	Opponent	Score	RPI	S	Opponent	Score
22	H	Tennessee	63 76	29	A	UCLA	59 71					171	H	Arkansas St.	62 60
												175	H	Texas St.	66 55
												185	H	UC Riverside	76 51
												219	H	Prairie View	70 50
												243	A	Wichita St.	60 47
												253	H	Samford	82 62
												318	H	Houston Baptist	77 44

LAST 12 Division I GAMES:															
243	A	Wichita St.	60 47	29	A	UCLA	59 71	318	H	Houston Baptist	77 44	22	H	Tennessee	63 76
253	H	Samford	82 62									175	H	Texas St.	66 55
219	H	Prairie View	70 50												
185	H	UC Riverside	76 51												
171	H	Arkansas St.	62 60												

Non-Div I Games:

Oklahoma St.

Average RPI Win:	170	WON-LOST	WINNING	LAST 10	STRENGTH OF	OPP. STRENGTH	TEAM	ADJ.	CONF.	ADJ CONF.
Average RPI Loss:	85	RECORD	PCT. RANK	GAMES	SCHEDULE	OF SCHEDULE	RPI	RPI	RPI	RPI
DIV. I ONLY	7- 2	57	1- 0	41	142	21	21	18	18	
DIV. I NON-CONF.	7- 2	57	1- 0	41	142	21	21	18	18	
TOTALS	RPI 1-25	RPI 26-50	W-L RECORDS	RPI 51-100	RPI 101-150	RPI 150+				
7- 2	0- 1	0- 0	OVERALL	2- 0	1- 0	4- 1				
3- 1	0- 0	0- 0	HOME	1- 0	0- 0	2- 1				
2- 1	0- 1	0- 0	AWAY	0- 0	1- 0	1- 0				
2- 0	0- 0	0- 0	NEUTRAL	1- 0	0- 0	1- 0				
7- 2	0- 1	0- 0	NON-CONFERENCE	2- 0	1- 0	4- 1				
3- 1	0- 0	0- 0	HOME	1- 0	0- 0	2- 1				
2- 1	0- 1	0- 0	AWAY	0- 0	1- 0	1- 0				
2- 0	0- 0	0- 0	NEUTRAL	1- 0	0- 0	1- 0				
0- 0	0- 0	0- 0	CONFERENCE	0- 0	0- 0	0- 0				
0- 0	0- 0	0- 0	HOME	0- 0	0- 0	0- 0				
0- 0	0- 0	0- 0	AWAY	0- 0	0- 0	0- 0				
0- 0	0- 0	0- 0	NEUTRAL	0- 0	0- 0	0- 0				

RPI S Opponent Score	RPI S Opponent Score	RPI S Opponent Score	RPI S Opponent Score
3 A NC State 56 85		71 N Tennessee Tech 80 73	147 A Cincinnati 76 72
		86 H VCU 60 57	166 H Virginia 67 73
			167 H William & Mary 83 69
			209 A Campbell 83 59
			217 N Jacksonville 78 76
			292 H Norfolk St. 69 53
LAST 12 Division I GAMES:			
86 H VCU 60 57	167 H William & Mary 83 69	3 A NC State 56 85	
292 H Norfolk St. 69 53	71 N Tennessee Tech 80 73	217 N Jacksonville 78 76	
209 A Campbell 83 59	166 H Virginia 67 73	147 A Cincinnati 76 72	

Non-Div I Games:

Old Dominion

Average RPI	Win: 299	WON-LOST RECORD	WINNING PCT. RANK	LAST 10 GAMES	STRENGTH OF SCHEDULE	OPP. STRENGTH OF SCHEDULE	TEAM RPI	ADJ. RPI	CONF. RPI	ADJ. CONF. RPI
Average RPI	Loss: 77									
DIV. I ONLY		5- 7	208	0- 1	127	222	234	234	5	5
DIV. I NON-CONF.		5- 7	208	0- 1	127	222	234	234	5	5

TOTALS	RPI 1-25		RPI 26-50		W-L RECORDS		RPI 51-100		RPI 101-150	RPI 150+
5- 7	0- 1		0- 1		OVERALL		0- 4		0- 0	5- 1
5- 3	0- 0		0- 1		HOME		0- 1		0- 0	5- 1
0- 1	0- 0		0- 0		AWAY		0- 1		0- 0	0- 0
0- 3	0- 1		0- 0		NEUTRAL		0- 2		0- 0	0- 0
5- 7	0- 1		0- 1		NON-CONFERENCE		0- 4		0- 0	5- 1
5- 3	0- 0		0- 1		HOME		0- 1		0- 0	5- 1
0- 1	0- 0		0- 0		AWAY		0- 1		0- 0	0- 0
0- 3	0- 1		0- 0		NEUTRAL		0- 2		0- 0	0- 0
0- 0	0- 0		0- 0		CONFERENCE		0- 0		0- 0	0- 0
0- 0	0- 0		0- 0		HOME		0- 0		0- 0	0- 0
0- 0	0- 0		0- 0		AWAY		0- 0		0- 0	0- 0
0- 0	0- 0		0- 0		NEUTRAL		0- 0		0- 0	0- 0

RPI 1-25				RPI 26-50				RPI 51-100				RPI 101+ Team's RPI: 234			
RPI	S	Opponent	Score	RPI	S	Opponent	Score	RPI	S	Opponent	Score	RPI	S	Opponent	Score
2	N	UConn	50 90	39	H	IUPUI	58 66	61	H	TCU	50 55	190	H	Jacksonville St.	49 60
								68	A	Louisiana Tech	71 80	227	H	Temple	62 55
								84	N	St. John's (NY)	59 64	289	H	Western Mich.	69 66
								96	N	Purdue	59 70	292	H	Norfolk St.	60 42
												341	H	Louisiana	79 57
												344	H	Savannah St.	74 51

LAST 12 Division I GAMES:															
68	A	Louisiana Tech	71 80	61	H	TCU	50 55	84	N	St. John's (NY)	59 64	289	H	Western Mich.	69 66
341	H	Louisiana	79 57	96	N	Purdue	59 70	2	N	UConn	50 90	227	H	Temple	62 55
344	H	Savannah St.	74 51												
190	H	Jacksonville St.	49 60												
39	H	IUPUI	58 66												
292	H	Norfolk St.	60 42												

Non-Div I Games:

Ole Miss

Average RPI Win: **298**
 Average RPI Loss: **129**

WON-LOST
RECORD

WINNING
PCT. RANK

LAST 10
GAMES

STRENGTH OF
SCHEDULE

OPP. STRENGTH
OF SCHEDULE

TEAM
RPI

ADJ.
RPI

CONF.
RPI

ADJ CONF.
RPI

DIV. I ONLY	4- 6	211	1- 0	271	213	258	258	12	12
DIV. I NON-CONF.	4- 6	211	1- 0	271	213	258	258	12	12

TOTALS	RPI 1-25	RPI 26-50	W-L RECORDS	RPI 51-100	RPI 101-150	RPI 150+			
4- 6	0- 0	0- 0	OVERALL	0- 1	0- 4	4- 1			
2- 2	0- 0	0- 0	HOME	0- 0	0- 2	2- 0			
1- 3	0- 0	0- 0	AWAY	0- 1	0- 2	1- 0			
1- 1	0- 0	0- 0	NEUTRAL	0- 0	0- 0	1- 1			
4- 6	0- 0	0- 0	NON-CONFERENCE	0- 1	0- 4	4- 1			
2- 2	0- 0	0- 0	HOME	0- 0	0- 2	2- 0			
1- 3	0- 0	0- 0	AWAY	0- 1	0- 2	1- 0			
1- 1	0- 0	0- 0	NEUTRAL	0- 0	0- 0	1- 1			
0- 0	0- 0	0- 0	CONFERENCE	0- 0	0- 0	0- 0			
0- 0	0- 0	0- 0	HOME	0- 0	0- 0	0- 0			
0- 0	0- 0	0- 0	AWAY	0- 0	0- 0	0- 0			
0- 0	0- 0	0- 0	NEUTRAL	0- 0	0- 0	0- 0			

RPI 1-25				RPI 26-50				RPI 51-100				RPI 101+ Team's RPI: 258					
RPI	S	Opponent	Score	RPI	S	Opponent	Score	RPI	S	Opponent	Score	RPI	S	Opponent	Score		
								87	A	Kansas St.	46	61	116	A	Creighton	51	66
												118	H	Bradley	60	80	
												122	A	Montana St.	56	59	
												124	H	CSUN	52	64	
												209	N	Campbel l	52	65	
												280	H	CSU Bakersfi el d	53	46	
												290	A	Detroit t Mercy	51	42	
												305	H	USC Upstate	96	69	
												317	N	Fl ori da A&M	57	50	
LAST 12 Di vi si on I GAMES:																	
317	N	Fl ori da A&M	57	50	116	A	Creighton	51	66								
122	A	Montana St.	56	59	290	A	Detroit t Mercy	51	42								
118	H	Bradley	60	80	209	N	Campbel l	52	65								
280	H	CSU Bakersfi el d	53	46	124	H	CSUN	52	64								
					87	A	Kansas St.	46	61								
					305	H	USC Upstate	96	69								

Non-Div I Games: Graceland (IA) 81 39

Omaha

Average RPI Win: 213 WON-LOST WINNING LAST 10
Average RPI Loss: 91 RECORD PCT. RANK GAMES STRENGTH OF OPP. STRENGTH TEAM ADJ. CONF. ADJ CONF.
SCHEDULE OF SCHEDULE RPI RPI RPI RPI

DIV. I ONLY	5- 5	161	1- 0	171	108	152	152	12	12
DIV. I NON-CONF.	5- 5	161	1- 0	171	108	152	152	12	12

TOTALS	RPI 1-25	RPI 26-50	W-L RECORDS	RPI 51-100	RPI 101-150	RPI 150+			
5- 5	0- 1	0- 1	OVERALL	0- 1	0- 0	5- 2			
2- 2	0- 0	0- 0	HOME	0- 0	0- 0	2- 2			
3- 3	0- 1	0- 1	AWAY	0- 1	0- 0	3- 0			
0- 0	0- 0	0- 0	NEUTRAL	0- 0	0- 0	0- 0			
5- 5	0- 1	0- 1	NON-CONFERENCE	0- 1	0- 0	5- 2			
2- 2	0- 0	0- 0	HOME	0- 0	0- 0	2- 2			
3- 3	0- 1	0- 1	AWAY	0- 1	0- 0	3- 0			
0- 0	0- 0	0- 0	NEUTRAL	0- 0	0- 0	0- 0			
0- 0	0- 0	0- 0	CONFERENCE	0- 0	0- 0	0- 0			
0- 0	0- 0	0- 0	HOME	0- 0	0- 0	0- 0			
0- 0	0- 0	0- 0	AWAY	0- 0	0- 0	0- 0			
0- 0	0- 0	0- 0	NEUTRAL	0- 0	0- 0	0- 0			

RPI 1-25				RPI 26-50				RPI 51-100				RPI 101+ Team's RPI: 152			
RPI	S	Opponent	Score	RPI	S	Opponent	Score	RPI	S	Opponent	Score	RPI	S	Opponent	Score
16	A	Iowa	77 90	46	A	Arkansas	61 74	76	A	Kansas	58 70	154	H	UT Arlington	62 80
												162	H	Tulsa	68 76
												163	H	UMKC	75 64
												175	A	Texas St.	81 64
												198	A	Sam Houston St.	73 62
												211	H	Southern Utah	64 59
												318	A	Houston Baptist	74 56
LAST 12 Division I GAMES:															
318	A	Houston Baptist	74 56	163	H	UMKC	75 64	163	H	UMKC	75 64				
198	A	Sam Houston St.	73 62	162	H	Tulsa	68 76	162	H	Tulsa	68 76				
154	H	UT Arlington	62 80	76	A	Kansas	58 70	76	A	Kansas	58 70				
211	H	Southern Utah	64 59	16	A	Iowa	77 90	16	A	Iowa	77 90				
46	A	Arkansas	61 74												
175	A	Texas St.	81 64												

Non-Div I Games: Harris-Stowe 74 46 Cent. Christian (KS) 47

Oral Roberts

Average RPI Win:	90	WON-LOST	WINNING	LAST 10	STRENGTH OF	OPP. STRENGTH	TEAM	ADJ.	CONF.	ADJ CONF.
Average RPI Loss:	28	RECORD	PCT. RANK	GAMES	SCHEDULE	OF SCHEDULE	RPI	RPI	RPI	RPI
DIV. I ONLY	8- 1	25	1- 0	15	23	4	4	2	2	
DIV. I NON-CONF.	8- 1	25	1- 0	15	23	4	4	2	2	

TOTALS	RPI 1-25	RPI 26-50	W-L RECORDS	RPI 51-100	RPI 101-150	RPI 150+				
8- 1	3- 0	0- 1	OVERALL	3- 0	0- 0	2- 0				
4- 0	2- 0	0- 0	HOME	1- 0	0- 0	1- 0				
3- 1	1- 0	0- 1	AWAY	2- 0	0- 0	0- 0				
1- 0	0- 0	0- 0	NEUTRAL	0- 0	0- 0	1- 0				
8- 1	3- 0	0- 1	NON-CONFERENCE	3- 0	0- 0	2- 0				
4- 0	2- 0	0- 0	HOME	1- 0	0- 0	1- 0				
3- 1	1- 0	0- 1	AWAY	2- 0	0- 0	0- 0				
1- 0	0- 0	0- 0	NEUTRAL	0- 0	0- 0	1- 0				
0- 0	0- 0	0- 0	CONFERENCE	0- 0	0- 0	0- 0				
0- 0	0- 0	0- 0	HOME	0- 0	0- 0	0- 0				
0- 0	0- 0	0- 0	AWAY	0- 0	0- 0	0- 0				
0- 0	0- 0	0- 0	NEUTRAL	0- 0	0- 0	0- 0				

RPI	S	Opponent	Score	RPI	S	Opponent	Score	RPI	S	Opponent	Score	RPI	S	Opponent	Score
12	H	Syracuse	75 73	28	A	Michigan St.	82 88	51	A	Saint Mary's (CA)	79 55	185	N	UC Riverside	94 44
18	H	Mississippi St.	82 74					69	H	Buffalo	102 82	271	H	Long Beach St.	110 48
24	A	South Dakota St.	87 79					89	A	Utah St.	88 58				

LAST 12 Division I GAMES:															
28	A	Michigan St.	82 88	18	H	Mississippi St.	82 74	24	A	South Dakota St.	87 79	12	H	Syracuse	75 73
271	H	Long Beach St.	110 48												
51	A	Saint Mary's (CA)	79 55												
185	N	UC Riverside	94 44												
69	H	Buffalo	102 82												
89	A	Utah St.	88 58												

Non-Div I Games: Alas. Fairbanks 115 36

Oregon

Average RPI Win:	187	WON-LOST	WINNING	LAST 10	STRENGTH OF	OPP. STRENGTH	TEAM	ADJ.	CONF.	ADJ CONF.
Average RPI Loss:	27	RECORD	PCT. RANK	GAMES	SCHEDULE	OF SCHEDULE	RPI	RPI	RPI	RPI
DIV. I ONLY	8- 2	46	0- 1	257	9	100	100	2	2	
DIV. I NON-CONF.	8- 2	46	0- 1	257	9	100	100	2	2	

TOTALS	RPI 1-25	RPI 26-50	W-L RECORDS	RPI 51-100	RPI 101-150	RPI 150+				
8- 2	0- 1	0- 0	OVERALL	2- 1	1- 0	5- 0				
5- 0	0- 0	0- 0	HOME	1- 0	1- 0	3- 0				
0- 0	0- 0	0- 0	AWAY	0- 0	0- 0	0- 0				
3- 2	0- 1	0- 0	NEUTRAL	1- 1	0- 0	2- 0				
8- 2	0- 1	0- 0	NON-CONFERENCE	2- 1	1- 0	5- 0				
5- 0	0- 0	0- 0	HOME	1- 0	1- 0	3- 0				
0- 0	0- 0	0- 0	AWAY	0- 0	0- 0	0- 0				
3- 2	0- 1	0- 0	NEUTRAL	1- 1	0- 0	2- 0				
0- 0	0- 0	0- 0	CONFERENCE	0- 0	0- 0	0- 0				
0- 0	0- 0	0- 0	HOME	0- 0	0- 0	0- 0				
0- 0	0- 0	0- 0	AWAY	0- 0	0- 0	0- 0				
0- 0	0- 0	0- 0	NEUTRAL	0- 0	0- 0	0- 0				

RPI 1-25				RPI 26-50				RPI 51-100				RPI 101+			
RPI	S	Opponent	Score	RPI	S	Opponent	Score	RPI	S	Opponent	Score	RPI	S	Opponent	Score
1	N	Notre Dame	81 91					51	H	Saint Mary's (CA)	89 56	141	H	Santa Clara	82 31
								52	N	Texas A&M	70 76	182	H	Ark. -Pine Bluff	89 33
								58	N	South Carolina	70 68	197	N	Western Ky.	74 60
												265	N	Eastern Wash.	93 45
												294	H	La Salle	100 46
												307	H	Cal Poly	79 54

LAST 12 Division I GAMES:															
294	H	La Salle	100 46	1	N	Notre Dame	81 91	51	H	Saint Mary's (CA)	89 56	141	H	Santa Clara	82 31
197	N	Western Ky.	74 60	58	N	South Carolina	70 68	52	N	Texas A&M	70 76	182	H	Ark. -Pine Bluff	89 33
51	H	Saint Mary's (CA)	89 56	265	N	Eastern Wash.	93 45	197	N	Western Ky.	74 60	294	H	La Salle	100 46
182	H	Ark. -Pine Bluff	89 33	141	H	Santa Clara	82 31	58	N	South Carolina	70 68	307	H	Cal Poly	79 54
307	H	Cal Poly	79 54					52	N	Texas A&M	70 76				

Non-Div I Games:

Oregon St.

Paci f i c				Through Games Of Dec. 18, 2018																	
Average RPI		Wi n:	214	WON-LOST	WINNING	LAST 10	STRENGTH OF	OPP. STRENGTH	TEAM	ADJ.	CONF.	ADJ CONF.									
Average RPI		Loss:	11	RECORD	PCT. RANK	GAMES	SCHEDULE	OF SCHEDULE	RPI	RPI	RPI	RPI									
DIV. I ONLY				6- 2	67	0- 1	186	64	62	62	7	7									
DIV. I NON-CONF.				6- 2	67	0- 1	186	64	62	62	7	7									

TOTALS		RPI 1-25		RPI 26-50		W-L RECORDS		RPI 51-100		RPI 101-150		RPI 150+									
6- 2		0- 2		0- 0		OVERALL		2- 0		0- 0		4- 0									
4- 0		0- 0		0- 0		HOME		1- 0		0- 0		3- 0									
2- 1		0- 1		0- 0		AWAY		1- 0		0- 0		1- 0									
0- 1		0- 1		0- 0		NEUTRAL		0- 0		0- 0		0- 0									
6- 2		0- 2		0- 0		NON-CONFERENCE		2- 0		0- 0		4- 0									
4- 0		0- 0		0- 0		HOME		1- 0		0- 0		3- 0									
2- 1		0- 1		0- 0		AWAY		1- 0		0- 0		1- 0									
0- 1		0- 1		0- 0		NEUTRAL		0- 0		0- 0		0- 0									
0- 0		0- 0		0- 0		CONFERENCE		0- 0		0- 0		0- 0									
0- 0		0- 0		0- 0		HOME		0- 0		0- 0		0- 0									
0- 0		0- 0		0- 0		AWAY		0- 0		0- 0		0- 0									
0- 0		0- 0		0- 0		NEUTRAL		0- 0		0- 0		0- 0									

RPI 1-25				RPI 26-50				RPI 51-100		Team's RPI: 62		RPI 101+									
RPI	S	Opponent		Score		RPI	S	Opponent		Score		RPI	S	Opponent		Score					
6	N	Cal i forni a		69 81								251	A	San Jose St.		91 67					
15	A	UCF		57 64								276	H	UC Santa Barbara		69 53					
																297	H	Seattle U		75 61	
																310	H	North Dakota St.		75 68	

LAST 12 Divi s i on I GAMES:																					
15 A UCF				57 64				276 H UC Santa Barbara				69 53									
88 A UC Davi s				83 80				297 H Seattle U				75 61									
								251 A San Jose St.				91 67									
								60 H Wyomi ng				70 64									
								310 H North Dakota St.				75 68									
								6 N Cal i forni a				69 81									

Non-Di v I Games:

Paci f i c

Average RPI Win: 274
Average RPI Loss: 19

WON-LOST
RECORD

WINNING
PCT. RANK

LAST 10
GAMES

STRENGTH OF
SCHEDULE

OPP. STRENGTH
OF SCHEDULE

TEAM
RPI

ADJ.
RPI

CONF.
RPI

ADJ CONF.
RPI

DIV. I ONLY
DIV. I NON-CONF.

6- 2
6- 2

67
67

1- 0
1- 0

280
280

78
78

112
112

112
112

17
17

17
17

TOTALS

RPI 1-25

RPI 26-50

W-L RECORDS

RPI 51-100

RPI 101-150

RPI 150+

6- 2 0- 1
3- 0 0- 0
3- 1 0- 1
0- 1 0- 0

0- 1
0- 0
0- 0
0- 1

OVERALL
HOME
AWAY
NEUTRAL

0- 0
0- 0
0- 0
0- 0

0- 0
0- 0
0- 0
0- 0

6- 0
3- 0
3- 0
0- 0

6- 2 0- 1
3- 0 0- 0
3- 1 0- 1
0- 1 0- 0

0- 1
0- 0
0- 0
0- 1

NON-CONFERENCE
HOME
AWAY
NEUTRAL

0- 0
0- 0
0- 0
0- 0

0- 0
0- 0
0- 0
0- 0

6- 0
3- 0
3- 0
0- 0

0- 0 0- 0
0- 0 0- 0
0- 0 0- 0
0- 0 0- 0

0- 0
0- 0
0- 0
0- 0

CONFERENCE
HOME
AWAY
NEUTRAL

0- 0
0- 0
0- 0
0- 0

0- 0
0- 0
0- 0
0- 0

0- 0
0- 0
0- 0
0- 0

RPI 1-25

RPI S Opponent Score
1 A Notre Dame 55 75

RPI 26-50

RPI S Opponent Score
37 N Maine 46 47

RPI 51-100

RPI S Opponent Score

RPI 101+

Team's RPI: 112

RPI S Opponent Score
200 A Navy 65 61
249 A Iona 66 43
266 A Siena 58 51
294 H La Salle 65 34
303 H Saint Joseph's 65 45
333 H NJIT 85 42

LAST 12 Division I GAMES:

249 A Iona 66 43
294 H La Salle 65 34
37 N Maine 46 47
200 A Navy 65 61
333 H NJIT 85 42

303 H Saint Joseph's 65 45
1 A Notre Dame 55 75
266 A Siena 58 51

Penn

Penn

Non-Div I Games:

Penn

Average RPI Win: 172

Average RPI Loss: 46

WON-LOST
RECORDWINNING
PCT. RANKLAST 10
GAMESSTRENGTH OF
SCHEDULEOPP. STRENGTH
OF SCHEDULETEAM
RPIADJ.
RPICONF.
RPIADJ CONF.
RPIDIV. I ONLY
DIV. I NON-CONF.7- 4
7- 4110
1101- 0
1- 078
7869
69105
105105
1053
33
3

TOTALS

RPI 1-25

RPI 26-50

W-L RECORDS

RPI 51-100

RPI 101-150

RPI 150+

7- 4

0- 2

0- 1

OVERALL

0- 0

2- 1

5- 0

6- 3

0- 1

0- 1

HOME

0- 0

2- 1

4- 0

1- 1

0- 1

0- 0

AWAY

0- 0

0- 0

1- 0

0- 0

0- 0

0- 0

NEUTRAL

0- 0

0- 0

0- 0

7- 4

0- 2

0- 1

NON-CONFERENCE

0- 0

2- 1

5- 0

6- 3

0- 1

0- 1

HOME

0- 0

2- 1

4- 0

1- 1

0- 1

0- 0

AWAY

0- 0

0- 0

1- 0

0- 0

0- 0

0- 0

NEUTRAL

0- 0

0- 0

0- 0

0- 0

0- 0

0- 0

CONFERENCE

0- 0

0- 0

0- 0

0- 0

0- 0

0- 0

HOME

0- 0

0- 0

0- 0

0- 0

0- 0

0- 0

AWAY

0- 0

0- 0

0- 0

0- 0

0- 0

0- 0

NEUTRAL

0- 0

0- 0

0- 0

RPI 1-25

RPI 26-50

RPI 51-100

RPI 101+

Team's RPI: 105

RPI	S	Opponent	Score
6	H	Cal i forni a	58 75
19	A	Flori da St.	58 87

RPI	S	Opponent	Score
50	H	Duquesne	58 64

RPI	S	Opponent	Score
-----	---	----------	-------

RPI	S	Opponent	Score
109	H	Stony Brook	70 81
125	H	Princeton	79 71
130	H	Provi dence	74 72
151	H	Ameri can	80 59
158	A	Fordham	72 55
179	H	North Dakota	75 68
217	H	Jacksonville	80 61
245	H	St. Bonaventure	80 65

LAST 12 Division I GAMES:

217	H	Jacksonville	80 61
19	A	Florida St.	58 87
109	H	Stony Brook	70 81
179	H	North Dakota	75 68
125	H	Princeton	79 71
158	A	Fordham	72 55

151	H	Ameri can	80 59
245	H	St. Bonaventure	80 65
50	H	Duquesne	58 64
6	H	Cal i forni a	58 75
130	H	Provi dence	74 72

Non-Div I Games:

Penn St.

Loss,
 Non-Conf, S Site,
 H Home
A Away
 N Neutral

Average RPI	Win:	285	WON-LOST	WINNING	LAST 10	STRENGTH OF	OPP. STRENGTH	TEAM	ADJ.	CONF.	ADJ CONF.
Average RPI	Loss:	42	RECORD	PCT. RANK	GAMES	SCHEDULE	OF SCHEDULE	RPI	RPI	RPI	RPI
DIV. I ONLY			5- 2	83	0- 1	319	124	140	140	7	7
DIV. I NON-CONF.			5- 2	83	0- 1	319	124	140	140	7	7

TOTALS	RPI 1-25		RPI 26-50		W-L RECORDS	RPI 51-100		RPI 101-150		RPI 150+	
5- 2	0- 1		0- 0		OVERALL	0- 1		0- 0		5- 0	
1- 0	0- 0		0- 0		HOME	0- 0		0- 0		1- 0	
3- 2	0- 1		0- 0		AWAY	0- 1		0- 0		3- 0	
1- 0	0- 0		0- 0		NEUTRAL	0- 0		0- 0		1- 0	
5- 2	0- 1		0- 0		NON-CONFERENCE	0- 1		0- 0		5- 0	
1- 0	0- 0		0- 0		HOME	0- 0		0- 0		1- 0	
3- 2	0- 1		0- 0		AWAY	0- 1		0- 0		3- 0	
1- 0	0- 0		0- 0		NEUTRAL	0- 0		0- 0		1- 0	
0- 0	0- 0		0- 0		CONFERENCE	0- 0		0- 0		0- 0	
0- 0	0- 0		0- 0		HOME	0- 0		0- 0		0- 0	
0- 0	0- 0		0- 0		AWAY	0- 0		0- 0		0- 0	
0- 0	0- 0		0- 0		NEUTRAL	0- 0		0- 0		0- 0	

RPI	S	Opponent	Score	RPI	S	Opponent	Score	RPI	S	Opponent	Score	RPI	S	Opponent	Score
25	A	Col orado	65 80					59	A	Idaho St.	63 65	246	N	Sacramento St.	113 97
												278	A	Hawai i	65 64
												295	H	Weber St.	68 47
												297	A	Seattle U	78 64
												307	A	Cal Poly	70 63
Team's RPI: 140															

LAST 12 Division I GAMES:															
307	A	Cal Poly	70 63	59	A	Idaho St.	63 65	295	H	Weber St.	68 47	297	A	Seattle U	78 64
246	N	Sacramento St.	113 97	25	A	Col orado	65 80								
278	A	Hawai i	65 64												

Non-Div I Games:

Pepperdine

Average RPI Win:	163	WON-LOST	WINNING	LAST 10	STRENGTH OF	OPP. STRENGTH	TEAM	ADJ.	CONF.	ADJ CONF.
Average RPI Loss:	139	RECORD	PCT. RANK	GAMES	SCHEDULE	OF SCHEDULE	RPI	RPI	RPI	RPI
DIV. I ONLY	7- 5	132	1- 0	73	164	115	115	1	1	
DIV. I NON-CONF.	7- 5	132	1- 0	73	164	115	115	1	1	

TOTALS	RPI 1-25	RPI 26-50	W-L RECORDS	RPI 51-100	RPI 101-150	RPI 150+				
7- 5	0- 1	1- 0	OVERALL	1- 0	1- 2	4- 2				
4- 3	0- 1	0- 0	HOME	0- 0	1- 1	3- 1				
1- 1	0- 0	0- 0	AWAY	1- 0	0- 0	0- 1				
2- 1	0- 0	1- 0	NEUTRAL	0- 0	0- 1	1- 0				
7- 5	0- 1	1- 0	NON-CONFERENCE	1- 0	1- 2	4- 2				
4- 3	0- 1	0- 0	HOME	0- 0	1- 1	3- 1				
1- 1	0- 0	0- 0	AWAY	1- 0	0- 0	0- 1				
2- 1	0- 0	1- 0	NEUTRAL	0- 0	0- 1	1- 0				
0- 0	0- 0	0- 0	CONFERENCE	0- 0	0- 0	0- 0				
0- 0	0- 0	0- 0	HOME	0- 0	0- 0	0- 0				
0- 0	0- 0	0- 0	AWAY	0- 0	0- 0	0- 0				
0- 0	0- 0	0- 0	NEUTRAL	0- 0	0- 0	0- 0				

RPI 1-25				RPI 26-50				RPI 51-100				RPI 101+ Team's RPI: 115			
RPI	S	Opponent	Score	RPI	S	Opponent	Score	RPI	S	Opponent	Score	RPI	S	Opponent	Score
15	H	UCF	58 61	46	N	Arkansas	61 54	95	A	Northwestern	52 49	132	H	Youngstown St.	55 64
												144	N	Wisconsin	42 57
												147	H	Cincinnati	65 48
												158	H	Fordham	65 62
												174	A	Georgetown	41 70
												193	H	UNCW	60 56
												204	H	New Orleans	90 38
												228	H	West Virginia	43 77
												299	N	Tennessee St.	78 56
LAST 12 Division I GAMES:															
193	H	UNCW	60 56	95	A	Northwestern	52 49	299	N	Tennessee St.	78 56				
228	H	West Virginia	43 77	46	N	Arkansas	61 54	144	N	Wisconsin	42 57				
158	H	Fordham	65 62	174	A	Georgetown	41 70	147	H	Cincinnati	65 48				
132	H	Youngstown St.	55 64												
204	H	New Orleans	90 38												
15	H	UCF	58 61												

Non-Div I Games:

Pittsburgh

P
o
r
t
l
a
n
dP
o
r
t
l
a
n
d

Portl and

Average RPI Win:	228	WON-LOST	WINNING	LAST 10	STRENGTH OF	OPP. STRENGTH	TEAM	ADJ.	CONF.	ADJ CONF.
Average RPI Loss:	99	RECORD	PCT. RANK	GAMES	SCHEDULE	OF SCHEDULE	RPI	RPI	RPI	RPI

DIV. I ONLY	7- 1	36	0- 1	316	105	145	145	11	11
DIV. I NON-CONF.	7- 1	36	0- 1	316	105	145	145	11	11

TOTALS	RPI 1-25	RPI 26-50	W-L RECORDS	RPI 51-100	RPI 101-150	RPI 150+			
7- 1	0- 0	0- 0	OVERALL	2- 1	0- 0	5- 0			
5- 1	0- 0	0- 0	HOME	2- 1	0- 0	3- 0			
2- 0	0- 0	0- 0	AWAY	0- 0	0- 0	2- 0			
0- 0	0- 0	0- 0	NEUTRAL	0- 0	0- 0	0- 0			
7- 1	0- 0	0- 0	NON-CONFERENCE	2- 1	0- 0	5- 0			
5- 1	0- 0	0- 0	HOME	2- 1	0- 0	3- 0			
2- 0	0- 0	0- 0	AWAY	0- 0	0- 0	2- 0			
0- 0	0- 0	0- 0	NEUTRAL	0- 0	0- 0	0- 0			
0- 0	0- 0	0- 0	CONFERENCE	0- 0	0- 0	0- 0			
0- 0	0- 0	0- 0	HOME	0- 0	0- 0	0- 0			
0- 0	0- 0	0- 0	AWAY	0- 0	0- 0	0- 0			
0- 0	0- 0	0- 0	NEUTRAL	0- 0	0- 0	0- 0			

RPI 1-25				RPI 26-50				RPI 51-100				RPI 101+ Team's RPI: 145			
RPI	S	Opponent	Score	RPI	S	Opponent	Score	RPI	S	Opponent	Score	RPI	S	Opponent	Score
								82	H	Portland	92 79	221	H	UNLV	58 49
								88	H	UC Davis	65 50	251	H	San Jose St.	80 51
								99	H	UC Irvine	68 73	297	H	Seattle U	68 43
												315	A	UTEP	89 61
												345	A	Grand Canyon	60 55
LAST 12 Division I GAMES:															
				99	H	UC Irvine	68 73	88	H	UC Davis	65 50				
				221	H	UNLV	58 49	251	H	San Jose St.	80 51				
				345	A	Grand Canyon	60 55								
				315	A	UTEP	89 61								
				82	H	Portland	92 79								
				297	H	Seattle U	68 43								

Non-Div I Games: Warner Pacific 102 49

Portland St.

Average RPI Win:	324	WON-LOST	WINNING	LAST 10	STRENGTH OF	OPP. STRENGTH	TEAM	ADJ.	CONF.	ADJ CONF.
Average RPI Loss:	134	RECORD	PCT. RANK	GAMES	SCHEDULE	OF SCHEDULE	RPI	RPI	RPI	RPI

DIV. I ONLY	1- 5	301	0- 1	29	332	219	219	28	28
DIV. I NON-CONF.	1- 5	301	0- 1	29	332	219	219	28	28

TOTALS	RPI 1-25	RPI 26-50	W-L RECORDS	RPI 51-100	RPI 101-150	RPI 150+			
1- 5	0- 1	0- 1	OVERALL	0- 0	0- 2	1- 1			
0- 1	0- 0	0- 0	HOME	0- 0	0- 1	0- 0			
0- 4	0- 1	0- 1	AWAY	0- 0	0- 1	0- 1			
1- 0	0- 0	0- 0	NEUTRAL	0- 0	0- 0	1- 0			
1- 5	0- 1	0- 1	NON-CONFERENCE	0- 0	0- 2	1- 1			
0- 1	0- 0	0- 0	HOME	0- 0	0- 1	0- 0			
0- 4	0- 1	0- 1	AWAY	0- 0	0- 1	0- 1			
1- 0	0- 0	0- 0	NEUTRAL	0- 0	0- 0	1- 0			
0- 0	0- 0	0- 0	CONFERENCE	0- 0	0- 0	0- 0			
0- 0	0- 0	0- 0	HOME	0- 0	0- 0	0- 0			
0- 0	0- 0	0- 0	AWAY	0- 0	0- 0	0- 0			
0- 0	0- 0	0- 0	NEUTRAL	0- 0	0- 0	0- 0			

RPI 1-25				RPI 26-50				RPI 51-100				RPI 101+ Team's RPI: 219			
RPI	S	Opponent	Score	RPI	S	Opponent	Score	RPI	S	Opponent	Score	RPI	S	Opponent	Score
25	A	Col orado	38 79	46	A	Arkansas	44 71					131	A	Oklahoma St.	50 70
												133	H	Rice	58 68
												324	N	A&M-Corpus Christi	67 59
												335	A	UTRGV	50 57
LAST 12 Division I GAMES:															
				335	A	UTRGV	50 57	46	A	Arkansas	44 71				
				131	A	Oklahoma St.	50 70	25	A	Col orado	38 79				
								133	H	Rice	58 68				
								324	N	A&M-Corpus Christi	67 59				

Non-Div I Games: Jarvis Christian 117 32 Arlington Baptist 105 31

Prairie View

Average RPI Win:	247	WON-LOST	WINNING	LAST 10	STRENGTH OF	OPP. STRENGTH	TEAM	ADJ.	CONF.	ADJ CONF.
Average RPI Loss:	201	RECORD	PCT. RANK	GAMES	SCHEDULE	OF SCHEDULE	RPI	RPI	RPI	RPI

DIV. I ONLY	1- 7	309	0- 1	282	262	339	339	29	29
DIV. I NON-CONF.	1- 7	309	0- 1	282	262	339	339	29	29
TOTALS	RPI 1-25	RPI 26-50	W-L RECORDS	RPI 51-100	RPI 101-150	RPI 150+			
1- 7	0- 1	0- 0	OVERALL	0- 0	0- 0	1- 6			
1- 2	0- 0	0- 0	HOME	0- 0	0- 0	1- 2			
0- 5	0- 1	0- 0	AWAY	0- 0	0- 0	0- 4			
0- 0	0- 0	0- 0	NEUTRAL	0- 0	0- 0	0- 0			
1- 7	0- 1	0- 0	NON-CONFERENCE	0- 0	0- 0	1- 6			
1- 2	0- 0	0- 0	HOME	0- 0	0- 0	1- 2			
0- 5	0- 1	0- 0	AWAY	0- 0	0- 0	0- 4			
0- 0	0- 0	0- 0	NEUTRAL	0- 0	0- 0	0- 0			
0- 0	0- 0	0- 0	CONFERENCE	0- 0	0- 0	0- 0			
0- 0	0- 0	0- 0	HOME	0- 0	0- 0	0- 0			
0- 0	0- 0	0- 0	AWAY	0- 0	0- 0	0- 0			
0- 0	0- 0	0- 0	NEUTRAL	0- 0	0- 0	0- 0			

RPI 1-25	RPI 26-50	RPI 51-100	RPI 101+	Team's RPI: 339
RPI S Opponent Score	RPI S Opponent Score	RPI S Opponent Score	RPI S Opponent Score	
22 A Tennessee 49 97			168 A Vanderbilt 43 78	
			193 A UNCW 48 63	
			231 H Ga. Southern 68 69	
			236 A Davidson 56 83	
			247 H Wofford 61 50	
			253 A Samford 54 75	
			306 H South Carolina St. 48 57	
LAST 12 Division I GAMES:				
236 A Davidson 56 83	306 H South Carolina St. 48 57			
231 H Ga. Southern 68 69	247 H Wofford 61 50			
253 A Samford 54 75	193 A UNCW 48 63			
168 A Vanderbilt 43 78	22 A Tennessee 49 97			

Non-Div I Games:

Presbyterian

Princeton				Through Games Of Dec. 18, 2018								
Average RPI	Win:	159	WON-LOST	WINNING	LAST 10	STRENGTH OF	OPP. STRENGTH	TEAM	ADJ.	CONF.	ADJ CONF.	
Average RPI	Loss:	86	RECORD	PCT. RANK	GAMES	SCHEDULE	OF SCHEDULE	RPI	RPI	RPI	RPI	
DIV. I ONLY			5- 7	208	1- 0	62	92	125	125	17	17	
DIV. I NON-CONF.			5- 7	208	1- 0	62	92	125	125	17	17	

TOTALS	RPI	1-25		RPI	26-50	W-L RECORDS	RPI	51-100	RPI	101-150	RPI	150+
5- 7		0- 1			0- 2	OVERALL		2- 1		0- 2		3- 1
3- 1		0- 0			0- 0	HOME		2- 0		0- 1		1- 0
2- 3		0- 0			0- 1	AWAY		0- 0		0- 1		2- 1
0- 3		0- 1			0- 1	NEUTRAL		0- 1		0- 0		0- 0
5- 7		0- 1			0- 2	NON-CONFERENCE		2- 1		0- 2		3- 1
3- 1		0- 0			0- 0	HOME		2- 0		0- 1		1- 0
2- 3		0- 0			0- 1	AWAY		0- 0		0- 1		2- 1
0- 3		0- 1			0- 1	NEUTRAL		0- 1		0- 0		0- 0
0- 0		0- 0			0- 0	CONFERENCE		0- 0		0- 0		0- 0
0- 0		0- 0			0- 0	HOME		0- 0		0- 0		0- 0
0- 0		0- 0			0- 0	AWAY		0- 0		0- 0		0- 0
0- 0		0- 0			0- 0	NEUTRAL		0- 0		0- 0		0- 0

RPI 1-25				RPI 26-50				RPI 51-100				RPI 101+ Team's RPI: 125			
RPI	S	Opponent	Score	RPI	S	Opponent	Score	RPI	S	Opponent	Score	RPI	S	Opponent	Score
12	N	Syracuse	61 92	33	A	Villanova	46 67	53	H	Quinnipiac	54 42	101	H	Seton Hall	66 70
				47	N	DePaul	67 82	87	N	Kansas St.	61 80	105	A	Penn St.	71 79
								92	H	Marist	60 57	183	A	Monmouth	79 47
												215	A	George Washington	49 64
												230	A	Rider	89 65
												236	H	Davidson	65 57
LAST 12 Division I GAMES:															
				53	H	Quinnipiac	54 42	92	H	Marist	60 57				
				236	H	Davidson	65 57	183	A	Monmouth	79 47				
				33	A	Villanova	46 67	105	A	Penn St.	71 79				
				87	N	Kansas St.	61 80	101	H	Seton Hall	66 70				
				12	N	Syracuse	61 92	215	A	George Washington	49 64				
				47	N	DePaul	67 82	230	A	Rider	89 65				

Non-Div I Games:

Princeton

Average RPI	Win:	213	WON-LOST	WINNING	LAST 10	STRENGTH OF	OPP. STRENGTH	TEAM	ADJ.	CONF.	ADJ CONF.
Average RPI	Loss:	86	RECORD	PCT. RANK	GAMES	SCHEDULE	OF SCHEDULE	RPI	RPI	RPI	RPI
DIV. I ONLY		5- 4		141	1- 0	126	157	130	130	4	4
DIV. I NON-CONF.		5- 4		141	1- 0	126	157	130	130	4	4

TOTALS	RPI 1-25		RPI 26-50		W-L RECORDS	RPI 51-100		RPI 101-150		RPI 150+	
5- 4	0- 0		0- 1		OVERALL	0- 1		2- 2		3- 0	
2- 2	0- 0		0- 1		HOME	0- 1		1- 0		1- 0	
2- 2	0- 0		0- 0		AWAY	0- 0		1- 2		1- 0	
1- 0	0- 0		0- 0		NEUTRAL	0- 0		0- 0		1- 0	
5- 4	0- 0		0- 1		NON-CONFERENCE	0- 1		2- 2		3- 0	
2- 2	0- 0		0- 1		HOME	0- 1		1- 0		1- 0	
2- 2	0- 0		0- 0		AWAY	0- 0		1- 2		1- 0	
1- 0	0- 0		0- 0		NEUTRAL	0- 0		0- 0		1- 0	
0- 0	0- 0		0- 0		CONFERENCE	0- 0		0- 0		0- 0	
0- 0	0- 0		0- 0		HOME	0- 0		0- 0		0- 0	
0- 0	0- 0		0- 0		AWAY	0- 0		0- 0		0- 0	
0- 0	0- 0		0- 0		NEUTRAL	0- 0		0- 0		0- 0	

RPI	S	Opponent	Score	RPI	S	Opponent	Score	RPI	S	Opponent	Score	RPI	S	Opponent	Score
36	H	Northeastern	59 65	53	H	Quinnipiac	44 48	105	A	Penn St.	72 74	121	A	Boston College	61 57
								126	H	Yale	59 42	148	A	Rhode Island	65 72
								214	H	Sacred Heart	62 52	284	N	Bryant	72 64
								321	A	UMass Lowell	71 47				
LAST 12 Division I GAMES:															
321	A	UMass Lowell	71 47	284	N	Bryant	72 64								
148	A	Rhode Island	65 72	36	H	Northeastern	59 65								
126	H	Yale	59 42	105	A	Penn St.	72 74								
121	A	Boston College	61 57												
214	H	Sacred Heart	62 52												
53	H	Quinnipiac	44 48												

Non-Div I Games:

Providence

P
u
r
d
u
e

Purdue				Through Games Of Dec. 18, 2018								
Average RPI		Win:	214	WON-LOST RECORD	WINNING PCT. RANK	LAST 10 GAMES	STRENGTH OF SCHEDULE	OPP. STRENGTH OF SCHEDULE	TEAM RPI	ADJ. RPI	CONF. RPI	ADJ CONF. RPI
Average RPI		Loss:	54									
DIV. I ONLY				7- 4	110	0- 1	77	158	96	96	3	3
DIV. I NON-CONF.				7- 4	110	0- 1	77	158	96	96	3	3

TOTALS		RPI 1-25		RPI 26-50		W-L RECORDS		RPI 51-100		RPI 101-150		RPI 150+
7- 4		0- 1		1- 0		OVERALL		0- 3		0- 0		6- 0
5- 1		0- 0		1- 0		HOME		0- 1		0- 0		4- 0
1- 1		0- 0		0- 0		AWAY		0- 1		0- 0		1- 0
1- 2		0- 1		0- 0		NEUTRAL		0- 1		0- 0		1- 0
7- 4		0- 1		1- 0		NON-CONFERENCE		0- 3		0- 0		6- 0
5- 1		0- 0		1- 0		HOME		0- 1		0- 0		4- 0
1- 1		0- 0		0- 0		AWAY		0- 1		0- 0		1- 0
1- 2		0- 1		0- 0		NEUTRAL		0- 1		0- 0		1- 0
0- 0		0- 0		0- 0		CONFERENCE		0- 0		0- 0		0- 0
0- 0		0- 0		0- 0		HOME		0- 0		0- 0		0- 0
0- 0		0- 0		0- 0		AWAY		0- 0		0- 0		0- 0
0- 0		0- 0		0- 0		NEUTRAL		0- 0		0- 0		0- 0

RPI 1-25				RPI 26-50				RPI 51-100		Team's RPI: 96		RPI 101+
RPI	S	Opponent	Score	RPI	S	Opponent	Score	RPI	S	Opponent	Score	
2	N	UConn	40 86	27	H	Mi ami (FL)	74 63	58	H	South Carolina	73 82	155 H Harvard 66 65
								72	A	Ohi o	73 80	232 H Loyol a Chi cago 65 41
								84	N	St. John's (NY)	62 68	234 N Ole Miss 70 59
												255 A Ball St. 80 38
												268 H Western Ill. 81 60
												325 H Purdue Fort Wayne 78 44

LAST 12 Division I GAMES:												
234	N	Ole Miss	70 59	58	H	South Carolina	73 82	232	H	Loyol a Chi cago	65 41	
84	N	St. John's (NY)	62 68	72	A	Ohi o	73 80	27	H	Mi ami (FL)	74 63	
325	H	Purdue Fort Wayne	78 44	2	N	UConn	40 86					
268	H	Western Ill.	81 60									
155	H	Harvard	66 65									
255	A	Ball St.	80 38									

P
u
r
d
u
e

Non-Div I Games:

Purdue

Average RPI Win:	348	WON-LOST	WINNING	LAST 10	STRENGTH OF	OPP. STRENGTH	TEAM	ADJ.	CONF.	ADJ CONF.
Average RPI Loss:	201	RECORD	PCT. RANK	GAMES	SCHEDULE	OF SCHEDULE	RPI	RPI	RPI	RPI

DIV. I ONLY	1- 7	309	0- 0	248	339	325	325	12	12
DIV. I NON-CONF.	1- 7	309	0- 0	248	339	325	325	12	12

TOTALS	RPI 1-25	RPI 26-50	W-L RECORDS	RPI 51-100	RPI 101-150	RPI 150+			
1- 7	0- 0	0- 0	OVERALL	0- 1	0- 0	1- 6			
0- 2	0- 0	0- 0	HOME	0- 0	0- 0	0- 2			
1- 5	0- 0	0- 0	AWAY	0- 1	0- 0	1- 4			
0- 0	0- 0	0- 0	NEUTRAL	0- 0	0- 0	0- 0			
1- 7	0- 0	0- 0	NON-CONFERENCE	0- 1	0- 0	1- 6			
0- 2	0- 0	0- 0	HOME	0- 0	0- 0	0- 2			
1- 5	0- 0	0- 0	AWAY	0- 1	0- 0	1- 4			
0- 0	0- 0	0- 0	NEUTRAL	0- 0	0- 0	0- 0			
0- 0	0- 0	0- 0	CONFERENCE	0- 0	0- 0	0- 0			
0- 0	0- 0	0- 0	HOME	0- 0	0- 0	0- 0			
0- 0	0- 0	0- 0	AWAY	0- 0	0- 0	0- 0			
0- 0	0- 0	0- 0	NEUTRAL	0- 0	0- 0	0- 0			

RPI 1-25				RPI 26-50				RPI 51-100				RPI 101+ Team's RPI: 325					
RPI	S	Opponent	Score	RPI	S	Opponent	Score	RPI	S	Opponent	Score	RPI	S	Opponent	Score		
								96	A	Purdue	44	78	172	H	Eastern Mi ch.	72	87
												177	A	Milwaukee	48	70	
												203	H	SIUE	49	57	
												232	A	Loyola Chicago	67	81	
												241	A	Eastern Ill.	63	72	
												289	A	Western Mi ch.	61	69	
												348	A	Evansville	72	66	

LAST 12 Division I GAMES:																	
				241	A	Eastern Ill.	63	72	172	H	Eastern Mi ch.	72	87				
				289	A	Western Mi ch.	61	69	177	A	Milwaukee	48	70				
									232	A	Loyola Chicago	67	81				
									203	H	SIUE	49	57				
									348	A	Evansville	72	66				
									96	A	Purdue	44	78				

Non-Div I Games: Taylor (IN) 84 74 Goshen 86 45 Ind.-Kokomo 87 50

Average RPI Win: 173		WON-LOST	WINNING	LAST 10	STRENGTH OF		OPP. STRENGTH	TEAM	ADJ.	CONF.	ADJ CONF.
Average RPI Loss: 72		RECORD	PCT. RANK	GAMES	SCHEDULE		OF SCHEDULE	RPI	RPI	RPI	RPI
DIV. I ONLY		4- 5	189	1- 0	23		184	53	53	26	26
DIV. I NON-CONF.		4- 5	189	1- 0	23		184	53	53	26	26

TOTALS		RPI 1-25	RPI 26-50		W-L RECORDS		RPI 51-100	RPI 101-150	RPI 150+		
4- 5		0- 0	0- 2		OVERALL		0- 2	1- 1	3- 0		
0- 1		0- 0	0- 1		HOME		0- 0	0- 0	0- 0		
3- 2		0- 0	0- 1		AWAY		0- 0	1- 1	2- 0		
1- 2		0- 0	0- 0		NEUTRAL		0- 2	0- 0	1- 0		
4- 5		0- 0	0- 2		NON-CONFERENCE		0- 2	1- 1	3- 0		
0- 1		0- 0	0- 1		HOME		0- 0	0- 0	0- 0		
3- 2		0- 0	0- 1		AWAY		0- 0	1- 1	2- 0		
1- 2		0- 0	0- 0		NEUTRAL		0- 2	0- 0	1- 0		
0- 0		0- 0	0- 0		CONFERENCE		0- 0	0- 0	0- 0		
0- 0		0- 0	0- 0		HOME		0- 0	0- 0	0- 0		
0- 0		0- 0	0- 0		AWAY		0- 0	0- 0	0- 0		
0- 0		0- 0	0- 0		NEUTRAL		0- 0	0- 0	0- 0		

RPI 1-25				RPI 26-50				RPI 51-100				Team's RPI: 53				RPI 101+			
RPI	S	Opponent	Score	RPI	S	Opponent	Score	RPI	S	Opponent	Score	RPI	S	Opponent	Score	RPI	S	Opponent	Score
41	A	Bucknell I	58 75	41	A	Bucknell I	58 75	73	N	Texas	55 56	125	A	Princeton	42 54				
44	H	Central Mich.	52 67	44	H	Central Mich.	52 67	79	N	Missouri	51 65	130	A	Providence	48 44				
												153	A	Drexel	56 52				
												155	A	Harvard	72 67				
												255	N	Ball St.	69 66				
LAST 12 Division I GAMES:																			
255	N	Ball St.	69 66	155	A	Harvard	72 67												
79	N	Missouri	51 65	73	N	Texas	55 56												
125	A	Princeton	42 54	130	A	Providence	48 44												
44	H	Central Mich.	52 67	41	A	Bucknell I	58 75												
				153	A	Drexel	56 52												

Non-Div I Games:

Qui nni pi ac

Average RPI	Win:	249	WON-LOST	WINNING	LAST 10	STRENGTH OF	OPP. STRENGTH	TEAM	ADJ.	CONF.	ADJ CONF.
Average RPI	Loss:	81	RECORD	PCT. RANK	GAMES	SCHEDULE	OF SCHEDULE	RPI	RPI	RPI	RPI
DIV. I ONLY		4- 4	161	0- 1	85	160	127	127	29	29	
DIV. I NON-CONF.		4- 4	161	0- 1	85	160	127	127	29	29	

TOTALS	RPI 1-25		RPI 26-50		W-L RECORDS	RPI 51-100		RPI 101-150		RPI 150+	
4- 4	0- 1		0- 1		OVERALL	0- 0		0- 1		4- 1	
2- 1	0- 0		0- 0		HOME	0- 0		0- 0		2- 1	
1- 2	0- 1		0- 1		AWAY	0- 0		0- 0		1- 0	
1- 1	0- 0		0- 0		NEUTRAL	0- 0		0- 1		1- 0	
4- 4	0- 1		0- 1		NON-CONFERENCE	0- 0		0- 1		4- 1	
2- 1	0- 0		0- 0		HOME	0- 0		0- 0		2- 1	
1- 2	0- 1		0- 1		AWAY	0- 0		0- 0		1- 0	
1- 1	0- 0		0- 0		NEUTRAL	0- 0		0- 1		1- 0	
0- 0	0- 0		0- 0		CONFERENCE	0- 0		0- 0		0- 0	
0- 0	0- 0		0- 0		HOME	0- 0		0- 0		0- 0	
0- 0	0- 0		0- 0		AWAY	0- 0		0- 0		0- 0	
0- 0	0- 0		0- 0		NEUTRAL	0- 0		0- 0		0- 0	

RPI 1-25				RPI 26-50				RPI 51-100				RPI 101+ Team's RPI: 127			
RPI	S	Opponent	Score	RPI	S	Opponent	Score	RPI	S	Opponent	Score	RPI	S	Opponent	Score
3	A	NC State	58 75	32	A	Virginia Tech	44 55					117	N	Nebraska	39 77
												166	A	Virginia	57 44
												170	H	Morehead St.	72 79
												227	N	Temple	56 50
												298	H	ETSU	79 64
												306	H	South Carolina St.	61 31

LAST 12 Division I GAMES:															
166	A	Virginia	57 44	170	H	Morehead St.	72 79								
32	A	Virginia Tech	44 55	306	H	South Carolina St.	61 31								
117	N	Nebraska	39 77												
227	N	Temple	56 50												
3	A	NC State	58 75												
298	H	ETSU	79 64												

Non-Div I Games:

Radford

Average RPI Win:	226	WON-LOST	WINNING	LAST 10	STRENGTH OF	OPP. STRENGTH	TEAM	ADJ.	CONF.	ADJ CONF.
Average RPI Loss:	112	RECORD	PCT. RANK	GAMES	SCHEDULE	OF SCHEDULE	RPI	RPI	RPI	RPI
DIV. I ONLY	5- 5	161	1- 0	119	163	148	148	16	16	
DIV. I NON-CONF.	5- 5	161	1- 0	119	163	148	148	16	16	

TOTALS	RPI 1-25	RPI 26-50	W-L RECORDS	RPI 51-100	RPI 101-150	RPI 150+				
5- 5	0- 1	0- 0	OVERALL	0- 0	1- 3	4- 1				
3- 2	0- 0	0- 0	HOME	0- 0	1- 2	2- 0				
2- 3	0- 1	0- 0	AWAY	0- 0	0- 1	2- 1				
0- 0	0- 0	0- 0	NEUTRAL	0- 0	0- 0	0- 0				
5- 5	0- 1	0- 0	NON-CONFERENCE	0- 0	1- 3	4- 1				
3- 2	0- 0	0- 0	HOME	0- 0	1- 2	2- 0				
2- 3	0- 1	0- 0	AWAY	0- 0	0- 1	2- 1				
0- 0	0- 0	0- 0	NEUTRAL	0- 0	0- 0	0- 0				
0- 0	0- 0	0- 0	CONFERENCE	0- 0	0- 0	0- 0				
0- 0	0- 0	0- 0	HOME	0- 0	0- 0	0- 0				
0- 0	0- 0	0- 0	AWAY	0- 0	0- 0	0- 0				
0- 0	0- 0	0- 0	NEUTRAL	0- 0	0- 0	0- 0				

RPI 1-25				RPI 26-50				RPI 51-100				RPI 101+				Team's RPI: 148
RPI	S	Opponent	Score	RPI	S	Opponent	Score	RPI	S	Opponent	Score	RPI	S	Opponent	Score	
17	A	Kentucky	52 75									103	A	Clemson	67 80	
												114	H	Hartford	51 65	
												121	H	Boston College	64 88	
												130	H	Providence	72 65	
												179	H	North Dakota	77 63	
												207	A	Holy Cross	65 73	
												242	H	Brown	72 67	
												275	A	Vermont	61 58	
												302	A	Robert Morris	46 41	

LAST 12 Division I GAMES:																
179	H	North Dakota	77 63	242	H	Brown	72 67									
207	A	Holy Cross	65 73	114	H	Hartford	51 65									
275	A	Vermont	61 58	103	A	Clemson	67 80									
302	A	Robert Morris	46 41	17	A	Kentucky	52 75									
121	H	Boston College	64 88	130	H	Providence	72 65									

Non-Div I Games:

Rhode Island

Average RPI	Win:	217	WON-LOST	WINNING	LAST 10	STRENGTH OF	OPP. STRENGTH	TEAM	ADJ.	CONF.	ADJ CONF.
Average RPI	Loss:	37	RECORD	PCT. RANK	GAMES	SCHEDULE	OF SCHEDULE	RPI	RPI	RPI	RPI
DIV. I ONLY		7- 3		86	0- 1	289	20	133	133	18	18
DIV. I NON-CONF.		7- 3		86	0- 1	289	20	133	133	18	18

TOTALS	RPI 1-25		RPI 26-50		W-L RECORDS	RPI 51-100		RPI 101-150		RPI 150+	
7- 3	0- 0		0- 2		OVERALL	0- 1		0- 0		7- 0	
5- 0	0- 0		0- 0		HOME	0- 0		0- 0		5- 0	
2- 2	0- 0		0- 1		AWAY	0- 1		0- 0		2- 0	
0- 1	0- 0		0- 1		NEUTRAL	0- 0		0- 0		0- 0	
7- 3	0- 0		0- 2		NON-CONFERENCE	0- 1		0- 0		7- 0	
5- 0	0- 0		0- 0		HOME	0- 0		0- 0		5- 0	
2- 2	0- 0		0- 1		AWAY	0- 1		0- 0		2- 0	
0- 1	0- 0		0- 1		NEUTRAL	0- 0		0- 0		0- 0	
0- 0	0- 0		0- 0		CONFERENCE	0- 0		0- 0		0- 0	
0- 0	0- 0		0- 0		HOME	0- 0		0- 0		0- 0	
0- 0	0- 0		0- 0		AWAY	0- 0		0- 0		0- 0	
0- 0	0- 0		0- 0		NEUTRAL	0- 0		0- 0		0- 0	

RPI 1-25				RPI 26-50				RPI 51-100				RPI 101+ Team's RPI: 133			
RPI	S	Opponent	Score	RPI	S	Opponent	Score	RPI	S	Opponent	Score	RPI	S	Opponent	Score
				29	A	UCLA	50 59	52	A	Texas A&M	54 65	156	A	Little Rock	79 65
				31	N	North Carolina	50 71					196	H	SMU	66 52
												199	H	Georgia St.	66 49
												204	H	New Orleans	67 56
												212	H	Texas Southern	76 71
												219	A	Prairie View	68 58
												336	H	McNeese	93 65

LAST 12 Division I GAMES:															
				31	N	North Carolina	50 71	196	H	SMU	66 52				
				156	A	Little Rock	79 65	219	A	Prairie View	68 58				
				29	A	UCLA	50 59	204	H	New Orleans	67 56				
				52	A	Texas A&M	54 65	336	H	McNeese	93 65				
								199	H	Georgia St.	66 49				
								212	H	Texas Southern	76 71				

Non-Div I Games:

Rice

Average RPI Win: 268 WON-LOST WINNING LAST 10 STRENGTH OF OPP. STRENGTH TEAM ADJ. CONF. ADJ CONF.
Average RPI Loss: 141 RECORD PCT. RANK GAMES SCHEDULE OF SCHEDULE RPI RPI RPI RPI

DIV. I ONLY	2- 7	275	1- 0	178	153	283	283	16	16
DIV. I NON-CONF.	2- 7	275	1- 0	178	153	283	283	16	16
TOTALS	RPI 1-25	RPI 26-50	W-L RECORDS	RPI 51-100	RPI 101-150	RPI 150+			
2- 7	0- 1	0- 1	OVERALL	0- 1	0- 0	2- 4			
2- 2	0- 0	0- 0	HOME	0- 0	0- 0	2- 2			
0- 4	0- 1	0- 0	AWAY	0- 1	0- 0	0- 2			
0- 1	0- 0	0- 1	NEUTRAL	0- 0	0- 0	0- 0			
2- 7	0- 1	0- 1	NON-CONFERENCE	0- 1	0- 0	2- 4			
2- 2	0- 0	0- 0	HOME	0- 0	0- 0	2- 2			
0- 4	0- 1	0- 0	AWAY	0- 1	0- 0	0- 2			
0- 1	0- 0	0- 1	NEUTRAL	0- 0	0- 0	0- 0			
0- 0	0- 0	0- 0	CONFERENCE	0- 0	0- 0	0- 0			
0- 0	0- 0	0- 0	HOME	0- 0	0- 0	0- 0			
0- 0	0- 0	0- 0	AWAY	0- 0	0- 0	0- 0			
0- 0	0- 0	0- 0	NEUTRAL	0- 0	0- 0	0- 0			

RPI	S	Opponent	Score	RPI	S	Opponent	Score	RPI	S	Opponent	Score	RPI	S	Opponent	Score	Team's RPI: 283
15	A	UCF	48 70	32	N	Virginia Tech	57 85	64	A	Wake Forest	48 62	167	A	William & Mary	55 65	
												174	H	Georgetown	53 73	
												224	H	Howard	67 60	
												267	A	Fla. Atlantic	55 69	
												270	H	Fairfield	40 58	
												311	H	UMES	57 55	
LAST 12 Division I GAMES:																
224	H	Howard	67 60	15	A	UCF	48 70	267	A	Fla. Atlantic	55 69	311	H	UMES	57 55	
167	A	William & Mary	55 65	64	A	Wake Forest	48 62	270	H	Fairfield	40 58	174	H	Georgetown	53 73	
32	N	Virginia Tech	57 85													

Non-Div I Games:

Ri chmond

Average RPI	Win: 254	WON-LOST RECORD	WINNING PCT. RANK	LAST 10 GAMES	STRENGTH OF SCHEDULE	OPP. STRENGTH OF SCHEDULE	TEAM RPI	ADJ. RPI	CONF. RPI	ADJ CONF. RPI
Average RPI	Loss: 162									
DIV. I ONLY		4- 6	211	0- 1	220	223	230	230	26	26
DIV. I NON-CONF.		4- 6	211	0- 1	220	223	230	230	26	26

TOTALS	RPI 1-25		RPI 26-50		W-L RECORDS		RPI 51-100		RPI 101-150	RPI 150+
4- 6	0- 0		0- 1		OVERALL		0- 0		1- 2	3- 3
2- 2	0- 0		0- 0		HOME		0- 0		1- 1	1- 1
2- 3	0- 0		0- 1		AWAY		0- 0		0- 0	2- 2
0- 1	0- 0		0- 0		NEUTRAL		0- 0		0- 1	0- 0
4- 6	0- 0		0- 1		NON-CONFERENCE		0- 0		1- 2	3- 3
2- 2	0- 0		0- 0		HOME		0- 0		1- 1	1- 1
2- 3	0- 0		0- 1		AWAY		0- 0		0- 0	2- 2
0- 1	0- 0		0- 0		NEUTRAL		0- 0		0- 1	0- 0
0- 0	0- 0		0- 0		CONFERENCE		0- 0		0- 0	0- 0
0- 0	0- 0		0- 0		HOME		0- 0		0- 0	0- 0
0- 0	0- 0		0- 0		AWAY		0- 0		0- 0	0- 0
0- 0	0- 0		0- 0		NEUTRAL		0- 0		0- 0	0- 0

RPI 1-25				RPI 26-50				RPI 51-100				RPI 101+ Team's RPI: 230			
RPI	S	Opponent	Score	RPI	S	Opponent	Score	RPI	S	Opponent	Score	RPI	S	Opponent	Score
				41	A	Bucknell I	59 80					121	N	Boston College	61 112
												125	H	Princeton	65 89
												135	H	Mt. St. Mary's	85 67
												200	H	Navy	60 66
												207	A	Holy Cross	61 71
												244	A	Binghamton	62 57
												275	A	Vermont	49 54
												303	A	Saint Joseph's	56 54
												333	H	NJIT	67 46

LAST 12 Division I GAMES:															
121	N	Boston College	61 112	135	H	Mt. St. Mary's	85 67	207	A	Holy Cross	61 71	275	A	Vermont	49 54
41	A	Bucknell I	59 80	207	A	Holy Cross	61 71	125	H	Princeton	65 89				
244	A	Binghamton	62 57												
200	H	Navy	60 66												
333	H	NJIT	67 46												
303	A	Saint Joseph's	56 54												

Non-Div I Games:

Ri der

Average RPI Win:	318	WON-LOST	WINNING	LAST 10	STRENGTH OF	OPP. STRENGTH	TEAM	ADJ.	CONF.	ADJ CONF.
Average RPI Loss:	125	RECORD	PCT. RANK	GAMES	SCHEDULE	OF SCHEDULE	RPI	RPI	RPI	RPI
DIV. I ONLY	2- 7	275	0- 1	231	138	302	302	31	31	
DIV. I NON-CONF.	2- 7	275	0- 1	231	138	302	302	31	31	

TOTALS	RPI 1-25	RPI 26-50	W-L RECORDS	RPI 51-100	RPI 101-150	RPI 150+				
2- 7	0- 1	0- 0	OVERALL	0- 1	0- 3	2- 2				
2- 2	0- 0	0- 0	HOME	0- 0	0- 2	2- 0				
0- 4	0- 1	0- 0	AWAY	0- 1	0- 1	0- 1				
0- 1	0- 0	0- 0	NEUTRAL	0- 0	0- 0	0- 1				
2- 7	0- 1	0- 0	NON-CONFERENCE	0- 1	0- 3	2- 2				
2- 2	0- 0	0- 0	HOME	0- 0	0- 2	2- 0				
0- 4	0- 1	0- 0	AWAY	0- 1	0- 1	0- 1				
0- 1	0- 0	0- 0	NEUTRAL	0- 0	0- 0	0- 1				
0- 0	0- 0	0- 0	CONFERENCE	0- 0	0- 0	0- 0				
0- 0	0- 0	0- 0	HOME	0- 0	0- 0	0- 0				
0- 0	0- 0	0- 0	AWAY	0- 0	0- 0	0- 0				
0- 0	0- 0	0- 0	NEUTRAL	0- 0	0- 0	0- 0				

RPI 1-25				RPI 26-50				RPI 51-100				RPI 101+				Team's RPI: 302
RPI	S	Opponent	Score	RPI	S	Opponent	Score	RPI	S	Opponent	Score	RPI	S	Opponent	Score	
16	A	Iowa	63 92					74	A	Loyola Marymount	53 61	132	A	Youngstown St.	59 69	
												143	H	Kent St.	46 54	
												148	H	Rhode Island	41 46	
												164	A	Bowling Green	60 61	
												196	N	SMU	55 60	
												294	H	La Salle	67 39	
												342	H	Delaware St.	64 63	

LAST 12 Division I GAMES:																
143	H	Kent St.	46 54	74	A	Loyola Marymount	53 61	342	H	Delaware St.	64 63	132	A	Youngstown St.	59 69	
16	A	Iowa	63 92													
196	N	SMU	55 60													
164	A	Bowling Green	60 61													
148	H	Rhode Island	41 46													
294	H	La Salle	67 39													

Non-Div I Games: Pitt.-Johnstown 73 53

Robert Morris

Average RPI	Win:	210	WON-LOST	WINNING	LAST 10	STRENGTH OF	OPP. STRENGTH	TEAM	ADJ.	CONF.	ADJ CONF.
Average RPI	Loss:	20	RECORD	PCT. RANK	GAMES	SCHEDULE	OF SCHEDULE	RPI	RPI	RPI	RPI
DIV. I ONLY		7- 3		86	1- 0	93	162	63	63	3	3
DIV. I NON-CONF.		7- 3		86	1- 1	93	162	63	63	3	3

TOTALS	RPI 1-25		RPI 26-50		W-L RECORDS	RPI 51-100		RPI 101-150		RPI 150+	
7- 3	0- 2		0- 1		OVERALL	1- 0		1- 0		5- 0	
5- 0	0- 0		0- 0		HOME	1- 0		1- 0		3- 0	
1- 1	0- 0		0- 1		AWAY	0- 0		0- 0		1- 0	
1- 2	0- 2		0- 0		NEUTRAL	0- 0		0- 0		1- 0	
7- 3	0- 2		0- 1		NON-CONFERENCE	1- 0		1- 0		5- 0	
5- 0	0- 0		0- 0		HOME	1- 0		1- 0		3- 0	
1- 1	0- 0		0- 1		AWAY	0- 0		0- 0		1- 0	
1- 2	0- 2		0- 0		NEUTRAL	0- 0		0- 0		1- 0	
0- 0	0- 0		0- 0		CONFERENCE	0- 0		0- 0		0- 0	
0- 0	0- 0		0- 0		HOME	0- 0		0- 0		0- 0	
0- 0	0- 0		0- 0		AWAY	0- 0		0- 0		0- 0	
0- 0	0- 0		0- 0		NEUTRAL	0- 0		0- 0		0- 0	

RPI 1-25				RPI 26-50				RPI 51-100				RPI 101+			
RPI	S	Opponent	Score	RPI	S	Opponent	Score	RPI	S	Opponent	Score	RPI	S	Opponent	Score
8	N	Drake	59 69	32	A	Virginia Tech	51 67	83	H	LSU	57 43	109	H	Stony Brook	61 47
20	N	Gonzaga	40 57									155	A	Harvard	60 49
												248	H	Central Conn. St.	73 44
												259	H	Saint Francis (PA)	96 52
												298	N	ETSU	68 44
												319	H	Albany (NY)	65 39

LAST 12 Division I GAMES:															
8	N	Drake	59 69	298	N	ETSU	68 44	20	N	Gonzaga	40 57				
319	H	Albany (NY)	65 39	83	H	LSU	57 43	155	A	Harvard	60 49				
248	H	Central Conn. St.	73 44	32	A	Virginia Tech	51 67								
109	H	Stony Brook	61 47												
259	H	Saint Francis (PA)	96 52												

Non-Div I Games:

Rutgers

Average RPI Win:	191	WON-LOST	WINNING	LAST 10	STRENGTH OF	OPP. STRENGTH	TEAM	ADJ.	CONF.	ADJ CONF.
Average RPI Loss:	115	RECORD	PCT. RANK	GAMES	SCHEDULE	OF SCHEDULE	RPI	RPI	RPI	RPI
DIV. I ONLY	5- 2	83	1- 0	181	178	91	91	24	24	
DIV. I NON-CONF.	5- 2	83	1- 0	181	178	91	91	24	24	
<hr/>										
TOTALS	RPI 1-25	RPI 26-50	W-L RECORDS	RPI 51-100	RPI 101-150	RPI 150+				
5- 2	0- 0	0- 1	OVERALL	0- 0	2- 0	3- 1				
4- 0	0- 0	0- 0	HOME	0- 0	1- 0	3- 0				
0- 2	0- 0	0- 1	AWAY	0- 0	0- 0	0- 1				
1- 0	0- 0	0- 0	NEUTRAL	0- 0	1- 0	0- 0				
5- 2	0- 0	0- 1	NON-CONFERENCE	0- 0	2- 0	3- 1				
4- 0	0- 0	0- 0	HOME	0- 0	1- 0	3- 0				
0- 2	0- 0	0- 1	AWAY	0- 0	0- 0	0- 1				
1- 0	0- 0	0- 0	NEUTRAL	0- 0	1- 0	0- 0				
0- 0	0- 0	0- 0	CONFERENCE	0- 0	0- 0	0- 0				
0- 0	0- 0	0- 0	HOME	0- 0	0- 0	0- 0				
0- 0	0- 0	0- 0	AWAY	0- 0	0- 0	0- 0				
0- 0	0- 0	0- 0	NEUTRAL	0- 0	0- 0	0- 0				

S
F
AS
F
A

RPI	S	Opponent	Score	RPI	S	Opponent	Score	RPI	S	Opponent	Score	RPI	S	Opponent	Score
				27	A	Miami (FL)	60 81					122	H	Montana St.	60 53
												126	N	Yale	67 57
												162	H	Tulsa	76 34
												202	A	Texas Tech	69 77
												212	H	Texas Southern	74 55
												331	H	Morgan St.	69 42
<hr/>															
LAST 12 Division I GAMES:															
				126	N	Yale	67 57	212	H	Texas Southern	74 55	122	H	Montana St.	60 53
								202	A	Texas Tech	69 77	162	H	Tulsa	76 34
								331	H	Morgan St.	69 42	27	A	Miami (FL)	60 81

Non-Div I Games: Wiley 97 38 Our Lady of the Lake 93 77

SFA

S
I
U
ES
I
U
E

SI UE

Average RPI	Win:	215	WON-LOST	WINNING	LAST 10	STRENGTH OF	OPP. STRENGTH	TEAM	ADJ.	CONF.	ADJ CONF.
Average RPI	Loss:	156	RECORD	PCT. RANK	GAMES	SCHEDULE	OF SCHEDULE	RPI	RPI	RPI	RPI
DIV. I ONLY		2- 3		211	0- 1	139	302	246	246	11	11
DIV. I NON-CONF.		2- 3		211	0- 1	139	302	246	246	11	11

TOTALS	RPI 1-25		RPI 26-50		W-L RECORDS	RPI 51-100		RPI 101-150		RPI 150+	
2- 3	0- 0		0- 0		OVERALL	0- 1		1- 1		1- 1	
1- 2	0- 0		0- 0		HOME	0- 1		0- 0		1- 1	
0- 0	0- 0		0- 0		AWAY	0- 0		0- 0		0- 0	
1- 1	0- 0		0- 0		NEUTRAL	0- 0		1- 1		0- 0	
2- 3	0- 0		0- 0		NON-CONFERENCE	0- 1		1- 1		1- 1	
1- 2	0- 0		0- 0		HOME	0- 1		0- 0		1- 1	
0- 0	0- 0		0- 0		AWAY	0- 0		0- 0		0- 0	
1- 1	0- 0		0- 0		NEUTRAL	0- 0		1- 1		0- 0	
0- 0	0- 0		0- 0		CONFERENCE	0- 0		0- 0		0- 0	
0- 0	0- 0		0- 0		HOME	0- 0		0- 0		0- 0	
0- 0	0- 0		0- 0		AWAY	0- 0		0- 0		0- 0	
0- 0	0- 0		0- 0		NEUTRAL	0- 0		0- 0		0- 0	

RPI 1-25				RPI 26-50				RPI 51-100				RPI 101+ Team' s RPI : 246				
RPI	S	Opponent	Score	RPI	S	Opponent	Score	RPI	S	Opponent	Score	RPI	S	Opponent	Score	
								88	H	UC Davi s	60	109	123	N	Ill i noi s	109 107
													140	N	Pepperdi ne	97 113
													239	H	San Franci sco	75 86
													307	H	Cal Poly	88 85
LAST 12 Di vi si on I GAMES:																
								88	H	UC Davi s	60	109				
								239	H	San Franci sco	75	86				
								123	N	Ill i noi s	109	107				
								140	N	Pepperdi ne	97	113				
								307	H	Cal Poly	88	85				

Non-Div I Games: Antelope Valley 86 80

Sacramento St.

Average RPI Win:	286	WON-LOST	WINNING	LAST 10	STRENGTH OF	OPP. STRENGTH	TEAM	ADJ.	CONF.	ADJ CONF.
Average RPI Loss:	153	RECORD	PCT. RANK	GAMES	SCHEDULE	OF SCHEDULE	RPI	RPI	RPI	RPI
DIV. I ONLY	4- 5	189	1- 0	232	243	214	214	31	31	
DIV. I NON-CONF.	4- 5	189	1- 0	232	243	214	214	31	31	

TOTALS	RPI 1-25	RPI 26-50	W-L RECORDS	RPI 51-100	RPI 101-150	RPI 150+				
4- 5	0- 0	0- 0	OVERALL	0- 0	0- 3	4- 2				
1- 2	0- 0	0- 0	HOME	0- 0	0- 1	1- 1				
3- 3	0- 0	0- 0	AWAY	0- 0	0- 2	3- 1				
0- 0	0- 0	0- 0	NEUTRAL	0- 0	0- 0	0- 0				
4- 5	0- 0	0- 0	NON-CONFERENCE	0- 0	0- 3	4- 2				
1- 2	0- 0	0- 0	HOME	0- 0	0- 1	1- 1				
3- 3	0- 0	0- 0	AWAY	0- 0	0- 2	3- 1				
0- 0	0- 0	0- 0	NEUTRAL	0- 0	0- 0	0- 0				
0- 0	0- 0	0- 0	CONFERENCE	0- 0	0- 0	0- 0				
0- 0	0- 0	0- 0	HOME	0- 0	0- 0	0- 0				
0- 0	0- 0	0- 0	AWAY	0- 0	0- 0	0- 0				
0- 0	0- 0	0- 0	NEUTRAL	0- 0	0- 0	0- 0				

RPI 1-25				RPI 26-50				RPI 51-100				RPI 101+ Team's RPI: 214			
RPI	S	Opponent	Score	RPI	S	Opponent	Score	RPI	S	Opponent	Score	RPI	S	Opponent	Score
												109	H	Stony Brook	58 73
												130	A	Providence	52 62
												137	A	Lehigh	66 70
												183	H	Monmouth	50 55
												206	A	Massachusetts	61 78
												257	A	Hofstra	70 64
												266	H	Siena	72 50
												281	A	New Hampshire	71 60
												340	A	Manhattan	74 46
LAST 12 Division I GAMES:															
				137	A	Lehigh	66 70					340	A	Manhattan	74 46
				109	H	Stony Brook	58 73					266	H	Siena	72 50
				257	A	Hofstra	70 64					206	A	Massachusetts	61 78
				183	H	Monmouth	50 55								
				130	A	Providence	52 62								
				281	A	New Hampshire	71 60								

Non-Div I Games:

Sacred Heart

Average RPI Win:	349	WON-LOST	WINNING	LAST 10	STRENGTH OF	OPP. STRENGTH	TEAM	ADJ.	CONF.	ADJ CONF.
Average RPI Loss:	103	RECORD	PCT. RANK	GAMES	SCHEDULE	OF SCHEDULE	RPI	RPI	RPI	RPI
DIV. I ONLY	1- 8	319	0- 1	124	185	259	259	31	31	
DIV. I NON-CONF.	1- 8	319	0- 1	124	185	259	259	31	31	

TOTALS	RPI 1-25	RPI 26-50	W-L RECORDS	RPI 51-100	RPI 101-150	RPI 150+				
1- 8	0- 1	0- 1	OVERALL	0- 4	0- 1	1- 1				
0- 2	0- 0	0- 1	HOME	0- 1	0- 0	0- 0				
1- 4	0- 1	0- 0	AWAY	0- 1	0- 1	1- 1				
0- 2	0- 0	0- 0	NEUTRAL	0- 2	0- 0	0- 0				
1- 8	0- 1	0- 1	NON-CONFERENCE	0- 4	0- 1	1- 1				
0- 2	0- 0	0- 1	HOME	0- 1	0- 0	0- 0				
1- 4	0- 1	0- 0	AWAY	0- 1	0- 1	1- 1				
0- 2	0- 0	0- 0	NEUTRAL	0- 2	0- 0	0- 0				
0- 0	0- 0	0- 0	CONFERENCE	0- 0	0- 0	0- 0				
0- 0	0- 0	0- 0	HOME	0- 0	0- 0	0- 0				
0- 0	0- 0	0- 0	AWAY	0- 0	0- 0	0- 0				
0- 0	0- 0	0- 0	NEUTRAL	0- 0	0- 0	0- 0				

RPI 1-25				RPI 26-50				RPI 51-100				RPI 101+ Team's RPI : 259			
RPI	S	Opponent	Score	RPI	S	Opponent	Score	RPI	S	Opponent	Score	RPI	S	Opponent	Score
11	A	Bayl or	58 116	50	H	Duquesne	73 93	63	A	Rutgers	52 96	132	A	Youngstown St.	56 80
								80	N	Montana	77 79	314	A	Li berty	53 82
								81	H	FGCU	69 83	349	A	Longwood	91 88
								90	N	Boi se St.	64 78				
LAST 12 Di vi si on I GAMES:															
349	A	Longwood	91 88	80	N	Montana	77 79								
50	H	Duquesne	73 93	90	N	Boi se St.	64 78								
314	A	Li berty	53 82	132	A	Youngstown St.	56 80								
11	A	Bayl or	58 116	81	H	FGCU	69 83								
63	A	Rutgers	52 96												

Non-Div I Games: Seton Hill 86 74

Saint Francis (PA)

Average RPI Win:	301	WON-LOST	WINNING	LAST 10	STRENGTH OF	OPP. STRENGTH	TEAM	ADJ.	CONF.	ADJ CONF.
Average RPI Loss:	140	RECORD	PCT. RANK	GAMES	SCHEDULE	OF SCHEDULE	RPI	RPI	RPI	RPI
DIV. I ONLY	3- 7	250	1- 0	213	265	303	303	16	16	
DIV. I NON-CONF.	3- 7	250	1- 0	213	265	303	303	16	16	

TOTALS	RPI 1-25	RPI 26-50	W-L RECORDS	RPI 51-100	RPI 101-150	RPI 150+				
3- 7	0- 0	0- 2	OVERALL	0- 0	0- 1	3- 4				
3- 5	0- 0	0- 2	HOME	0- 0	0- 0	3- 3				
0- 2	0- 0	0- 0	AWAY	0- 0	0- 1	0- 1				
0- 0	0- 0	0- 0	NEUTRAL	0- 0	0- 0	0- 0				
3- 7	0- 0	0- 2	NON-CONFERENCE	0- 0	0- 1	3- 4				
3- 5	0- 0	0- 2	HOME	0- 0	0- 0	3- 3				
0- 2	0- 0	0- 0	AWAY	0- 0	0- 1	0- 1				
0- 0	0- 0	0- 0	NEUTRAL	0- 0	0- 0	0- 0				
0- 0	0- 0	0- 0	CONFERENCE	0- 0	0- 0	0- 0				
0- 0	0- 0	0- 0	HOME	0- 0	0- 0	0- 0				
0- 0	0- 0	0- 0	AWAY	0- 0	0- 0	0- 0				
0- 0	0- 0	0- 0	NEUTRAL	0- 0	0- 0	0- 0				

RPI 1-25				RPI 26-50				RPI 51-100				RPI 101+ Team's RPI: 303			
RPI	S	Opponent	Score	RPI	S	Opponent	Score	RPI	S	Opponent	Score	RPI	S	Opponent	Score
				33	H	Villanova	35 47					112	A	Penn	45 65
				35	H	Auburn	70 81					153	A	Drexel	34 51
												191	H	Towson	52 73
												227	H	Temple	52 58
												230	H	Rider	54 56
												288	H	Columbia	68 61
												291	H	Niagara	68 54
												323	H	Loyola Maryland	49 46
LAST 12 Division I GAMES:															
323	H	Loyola Maryland	49 46	191	H	Towson	52 73	35	H	Auburn	70 81	33	H	Villanova	35 47
112	A	Penn	45 65	288	H	Columbia	68 61	230	H	Rider	54 56	291	H	Niagara	68 54
153	A	Drexel	34 51												
227	H	Temple	52 58												

Non-Div I Games:

Saint Joseph's

Average RPI Win:	193	WON-LOST	WINNING	LAST 10	STRENGTH OF	OPP. STRENGTH	TEAM	ADJ.	CONF.	ADJ CONF.
Average RPI Loss:	104	RECORD	PCT. RANK	GAMES	SCHEDULE	OF SCHEDULE	RPI	RPI	RPI	RPI
DIV. I ONLY	4- 6	211	0- 1	164	45	205	205	16	16	
DIV. I NON-CONF.	4- 6	211	0- 1	164	45	205	205	16	16	

TOTALS	RPI 1-25	RPI 26-50	W-L RECORDS	RPI 51-100	RPI 101-150	RPI 150+				
4- 6	0- 1	0- 0	OVERALL	0- 1	1- 3	3- 1				
2- 4	0- 1	0- 0	HOME	0- 1	1- 2	1- 0				
2- 1	0- 0	0- 0	AWAY	0- 0	0- 0	2- 1				
0- 1	0- 0	0- 0	NEUTRAL	0- 0	0- 1	0- 0				
4- 6	0- 1	0- 0	NON-CONFERENCE	0- 1	1- 3	3- 1				
2- 4	0- 1	0- 0	HOME	0- 1	1- 2	1- 0				
2- 1	0- 0	0- 0	AWAY	0- 0	0- 0	2- 1				
0- 1	0- 0	0- 0	NEUTRAL	0- 0	0- 1	0- 0				
0- 0	0- 0	0- 0	CONFERENCE	0- 0	0- 0	0- 0				
0- 0	0- 0	0- 0	HOME	0- 0	0- 0	0- 0				
0- 0	0- 0	0- 0	AWAY	0- 0	0- 0	0- 0				
0- 0	0- 0	0- 0	NEUTRAL	0- 0	0- 0	0- 0				

RPI 1-25				RPI 26-50				RPI 51-100				RPI 101+				Team's RPI: 205
RPI	S	Opponent	Score	RPI	S	Opponent	Score	RPI	S	Opponent	Score	RPI	S	Opponent	Score	
2	H	UConn	42 98					79	H	Missouri	62 74	106	H	Indiana St.	56 60	
												128	N	Chattanooga	61 71	
												147	H	Cincinnati	50 51	
												149	H	Southern Ill.	62 58	
												162	A	Tulsa	75 86	
												166	A	Virginia	67 65	
												203	H	SIUE	63 56	
												254	A	Eastern Ky.	70 43	
LAST 12 Division I GAMES:																
79	H	Missouri	62 74	149	H	Southern Ill.	62 58	166	A	Virginia	67 65	128	N	Chattanooga	61 71	
2	H	UConn	42 98	162	A	Tulsa	75 86	147	H	Cincinnati	50 51	106	H	Indiana St.	56 60	
203	H	SIUE	63 56													
254	A	Eastern Ky.	70 43													

Non-Div I Games:

Saint Louis

Saint Mary's (CA)

Through Games Of Dec. 18, 2018

Average RPI	Win:	199	WON-LOST	WINNING	LAST 10	STRENGTH OF	OPP. STRENGTH	TEAM	ADJ.	CONF.	ADJ CONF.
Average RPI	Loss:	50	RECORD	PCT. RANK	GAMES	SCHEDULE	OF SCHEDULE	RPI	RPI	RPI	RPI
DIV. I ONLY		5- 4		141	0- 1	44	99	51	51	7	7
DIV. I NON-CONF.		5- 4		141	0- 1	44	99	51	51	7	7

TOTALS	RPI 1-25		RPI 26-50		W-L RECORDS	RPI 51-100		RPI 101-150		RPI 150+	
5- 4	0- 2		0- 0		OVERALL	1- 2		0- 0		4- 0	
2- 2	0- 2		0- 0		HOME	1- 0		0- 0		1- 0	
3- 2	0- 0		0- 0		AWAY	0- 2		0- 0		3- 0	
0- 0	0- 0		0- 0		NEUTRAL	0- 0		0- 0		0- 0	
5- 4	0- 2		0- 0		NON-CONFERENCE	1- 2		0- 0		4- 0	
2- 2	0- 2		0- 0		HOME	1- 0		0- 0		1- 0	
3- 2	0- 0		0- 0		AWAY	0- 2		0- 0		3- 0	
0- 0	0- 0		0- 0		NEUTRAL	0- 0		0- 0		0- 0	
0- 0	0- 0		0- 0		CONFERENCE	0- 0		0- 0		0- 0	
0- 0	0- 0		0- 0		HOME	0- 0		0- 0		0- 0	
0- 0	0- 0		0- 0		AWAY	0- 0		0- 0		0- 0	
0- 0	0- 0		0- 0		NEUTRAL	0- 0		0- 0		0- 0	

RPI 1-25				RPI 26-50				RPI 51-100 Team's RPI: 51				RPI 101+			
RPI	S	Opponent	Score	RPI	S	Opponent	Score	RPI	S	Opponent	Score	RPI	S	Opponent	Score
4	H	Oregon	55 79					60	H	Wyoming	90 84	176	A	Washington St.	70 64
6	H	Cal i forn i a	78 81					88	A	UC Dav i s	74 76	177	H	Mi l wau kee	73 71
								100	A	Oregon St.	56 89	276	A	UC Santa Barbara	80 55
												307	A	Cal Poly	69 51

LAST 12 Div i s i o n I GAMES:															
				88	A	UC Dav i s	74 76	177	H	Mi l wau kee	73 71				
				6	H	Cal i forn i a	78 81	100	A	Oregon St.	56 89				
				307	A	Cal Poly	69 51	176	A	Washington St.	70 64				
				276	A	UC Santa Barbara	80 55	60	H	Wyomi ng	90 84				
				4	H	Oregon	55 79								

Non-Di v I Games:

Saint Mary's (CA)

■ Loss,
 ■ Non-Conf, S Site,
 ■ Home
 ■ Away
 N Neutral

Average RPI Win:	335	WON-LOST	WINNING	LAST 10	STRENGTH OF	OPP. STRENGTH	TEAM	ADJ.	CONF.	ADJ CONF.
Average RPI Loss:	194	RECORD	PCT. RANK	GAMES	SCHEDULE	OF SCHEDULE	RPI	RPI	RPI	RPI
DIV. I ONLY	4- 6	211	0- 1	268	350	282	282	26	26	
DIV. I NON-CONF.	4- 6	211	0- 1	268	350	282	282	26	26	

TOTALS	RPI 1-25	RPI 26-50	W-L RECORDS	RPI 51-100	RPI 101-150	RPI 150+				
4- 6	0- 0	0- 0	OVERALL	0- 0	0- 3	4- 3				
3- 1	0- 0	0- 0	HOME	0- 0	0- 0	3- 1				
1- 5	0- 0	0- 0	AWAY	0- 0	0- 3	1- 2				
0- 0	0- 0	0- 0	NEUTRAL	0- 0	0- 0	0- 0				
4- 6	0- 0	0- 0	NON-CONFERENCE	0- 0	0- 3	4- 3				
3- 1	0- 0	0- 0	HOME	0- 0	0- 0	3- 1				
1- 5	0- 0	0- 0	AWAY	0- 0	0- 3	1- 2				
0- 0	0- 0	0- 0	NEUTRAL	0- 0	0- 0	0- 0				
0- 0	0- 0	0- 0	CONFERENCE	0- 0	0- 0	0- 0				
0- 0	0- 0	0- 0	HOME	0- 0	0- 0	0- 0				
0- 0	0- 0	0- 0	AWAY	0- 0	0- 0	0- 0				
0- 0	0- 0	0- 0	NEUTRAL	0- 0	0- 0	0- 0				

RPI 1-25				RPI 26-50				RPI 51-100				RPI 101+				Team's RPI: 282
RPI	S	Opponent	Score	RPI	S	Opponent	Score	RPI	S	Opponent	Score	RPI	S	Opponent	Score	
												101	A	Seton Hall	47	90
												121	A	Boston College	57	89
												126	A	Yale	56	72
												208	H	Cal St. Fullerton	45	69
												287	A	St. Francis Brooklyn	70	74
												321	A	UMass Lowell	57	59
												321	A	Lafayette	62	60
												333	H	NJIT	70	57
												334	H	Wagner	69	57
												350	H	LIU Brooklyn	86	59

LAST 12 Division I GAMES:																
				126	A	Yale	56	72				287	A	St. Francis Brooklyn	70	74
				101	A	Seton Hall	47	90				208	H	Cal St. Fullerton	45	69
				334	H	Wagner	69	57				321	A	UMass Lowell	57	59
				321	A	Lafayette	62	60				333	H	NJIT	70	57
				350	H	LIU Brooklyn	86	59								
				121	A	Boston College	57	89								

Non-Div I Games:

Saint Peter's

Average RPI Win:	307	WON-LOST	WINNING	LAST 10	STRENGTH OF	OPP. STRENGTH	TEAM	ADJ.	CONF.	ADJ CONF.
Average RPI Loss:	173	RECORD	PCT. RANK	GAMES	SCHEDULE	OF SCHEDULE	RPI	RPI	RPI	RPI
DIV. I ONLY	2- 4	236	0- 1	111	335	198	198	24	24	
DIV. I NON-CONF.	2- 4	236	0- 1	111	335	198	198	24	24	

TOTALS	RPI 1-25	RPI 26-50	W-L RECORDS	RPI 51-100	RPI 101-150	RPI 150+				
2- 4	0- 0	0- 0	OVERALL	0- 1	0- 0	2- 3				
0- 1	0- 0	0- 0	HOME	0- 0	0- 0	0- 1				
2- 2	0- 0	0- 0	AWAY	0- 1	0- 0	2- 1				
0- 1	0- 0	0- 0	NEUTRAL	0- 0	0- 0	0- 1				
2- 4	0- 0	0- 0	NON-CONFERENCE	0- 1	0- 0	2- 3				
0- 1	0- 0	0- 0	HOME	0- 0	0- 0	0- 1				
2- 2	0- 0	0- 0	AWAY	0- 1	0- 0	2- 1				
0- 1	0- 0	0- 0	NEUTRAL	0- 0	0- 0	0- 1				
0- 0	0- 0	0- 0	CONFERENCE	0- 0	0- 0	0- 0				
0- 0	0- 0	0- 0	HOME	0- 0	0- 0	0- 0				
0- 0	0- 0	0- 0	AWAY	0- 0	0- 0	0- 0				
0- 0	0- 0	0- 0	NEUTRAL	0- 0	0- 0	0- 0				

RPI 1-25				RPI 26-50				RPI 51-100				RPI 101+				Team's RPI: 198
RPI	S	Opponent	Score	RPI	S	Opponent	Score	RPI	S	Opponent	Score	RPI	S	Opponent	Score	
								83	A	LSU	52 66	152	H	Oral Roberts	62 73	
												213	N	Troy	79 84	
												243	A	Wi chi ta St.	55 63	
												273	A	Southern Mi ss.	65 61	
												341	A	Loui si ana	68 62	
LAST 12 Division I GAMES:																
243	A	Wi chi ta St.	55 63	152	H	Oral Roberts	62 73	341	A	Loui si ana	68 62	273	A	Southern Mi ss.	65 61	
83	A	LSU	52 66	213	N	Troy	79 84									

Non-Div I Games: UNKNOWN 94 46 Wiley 101 63 Jarvis Christian 100 55

Sam Houston St.

Average RPI Win: 282
Average RPI Loss: 166

WON-LOST
RECORD

WINNING
PCT. RANK

LAST 10
GAMES

STRENGTH OF
SCHEDULE

OPP. STRENGTH
OF SCHEDULE

TEAM
RPI

ADJ.
RPI

CONF.
RPI

ADJ CONF.
RPI

DIV. I ONLY	2- 8	285	0- 1	144	291	253	253	25	25
DIV. I NON-CONF.	2- 8	285	0- 1	144	291	253	253	25	25
TOTALS	RPI 1-25	RPI 26-50	W-L RECORDS	RPI 51-100	RPI 101-150	RPI 150+			
2- 8	0- 0	0- 1	OVERALL	0- 1	0- 1	2- 5			
1- 1	0- 0	0- 0	HOME	0- 0	0- 0	1- 1			
1- 7	0- 0	0- 1	AWAY	0- 1	0- 1	1- 4			
0- 0	0- 0	0- 0	NEUTRAL	0- 0	0- 0	0- 0			
2- 8	0- 0	0- 1	NON-CONFERENCE	0- 1	0- 1	2- 5			
1- 1	0- 0	0- 0	HOME	0- 0	0- 0	1- 1			
1- 7	0- 0	0- 1	AWAY	0- 1	0- 1	1- 4			
0- 0	0- 0	0- 0	NEUTRAL	0- 0	0- 0	0- 0			
0- 0	0- 0	0- 0	CONFERENCE	0- 0	0- 0	0- 0			
0- 0	0- 0	0- 0	HOME	0- 0	0- 0	0- 0			
0- 0	0- 0	0- 0	AWAY	0- 0	0- 0	0- 0			
0- 0	0- 0	0- 0	NEUTRAL	0- 0	0- 0	0- 0			

RPI	S	Opponent	Score	RPI	S	Opponent	Score	RPI	S	Opponent	Score	RPI	S	Opponent	Score	Team's RPI: 253
35	A	Auburn	46 73	64	A	UT Martin	68 89	131	A	Oklahoma St.	62 82	169	H	UAB	41 66	
								195	A	Hampton	57 64	213	A	Troy	52 72	
								225	A	Alabama St.	60 51	250	A	Memphis	48 53	
								273	A	Southern Miss.	40 76	339	H	Presbyterian	75 54	
LAST 12 Division I GAMES:																
35	A	Auburn	46 73	195	A	Hampton	57 64	131	A	Oklahoma St.	62 82	273	A	Southern Miss.	40 76	
250	A	Memphis	48 53	225	A	Alabama St.	60 51	213	A	Troy	52 72	64	A	UT Martin	68 89	
169	H	UAB	41 66													
339	H	Presbyterian	75 54													

Non-Div I Games:

Rhodes

71 54

Samford

Average RPI Win: 245

Average RPI Loss: 131

WON-LOST
RECORDWINNING
PCT. RANKLAST 10
GAMESSTRENGTH OF
SCHEDULEOPP. STRENGTH
OF SCHEDULETEAM
RPIADJ.
RPICONF.
RPIADJ CONF.
RPIDIV. I ONLY
DIV. I NON-CONF.5- 4
5- 4141
1410- 1
0- 1223
223117
117173
173173
1737
77
7

TOTALS

RPI 1-25

RPI 26-50

W-L RECORDS

RPI 51-100

RPI 101-150

RPI 150+

5- 4 0- 1
4- 1 0- 1
1- 3 0- 0
0- 0 0- 00- 1
0- 0
0- 1
0- 0OVERALL
HOME
AWAY
NEUTRAL0- 0
0- 0
0- 0
0- 00- 0
0- 0
0- 0
0- 05- 2
4- 0
1- 2
0- 05- 4 0- 1
4- 1 0- 1
1- 3 0- 0
0- 0 0- 00- 1
0- 0
0- 1
0- 0NON-CONFERENCE
HOME
AWAY
NEUTRAL0- 0
0- 0
0- 0
0- 00- 0
0- 0
0- 0
0- 05- 2
4- 0
1- 2
0- 00- 0 0- 0
0- 0 0- 0
0- 0 0- 0
0- 0 0- 00- 0
0- 0
0- 0
0- 0CONFERENCE
HOME
AWAY
NEUTRAL0- 0
0- 0
0- 0
0- 00- 0
0- 0
0- 0
0- 00- 0
0- 0
0- 0
0- 0

RPI 1-25

RPI 26-50

RPI 51-100

RPI 101+

Team's RPI: 173

RPI S Opponent Score
6 H Cal i forni a 53 70RPI S Opponent Score
34 A Mi nnesota 48 53

RPI S Opponent Score

RPI S Opponent Score
159 H San Diego St. 72 71
211 A Southern Utah 59 69
256 H Dartmouth 78 76
261 H Cleveland St. 83 82
271 A Long Beach St. 60 56
274 A UTSA 77 87
278 H Hawai i 58 50

LAST 12 Division I GAMES:

274 A UTSA 77 87
271 A Long Beach St. 60 56
256 H Dartmouth 78 76
159 H San Diego St. 72 71
6 H Cal i forni a 53 70
261 H Cleveland St. 83 8234 A Mi nnesota 48 53
278 H Hawai i 58 50
211 A Southern Utah 59 69

Non-Div I Games: Cal St. San B'dino 76 58

San Diego

Average RPI Win: 233

Average RPI Loss: 120

WON-LOST
RECORDWINNING
PCT. RANKLAST 10
GAMESSTRENGTH OF
SCHEDULEOPP. STRENGTH
OF SCHEDULETEAM
RPIADJ.
RPICONF.
RPIADJ CONF.
RPIDIV. I ONLY
DIV. I NON-CONF.5- 5
5- 5161
1610- 1
0- 1125
125237
237159
159159
1599
99
9

TOTALS

RPI 1-25

RPI 26-50

W-L RECORDS

RPI 51-100

RPI 101-150

RPI 150+

5- 5
3- 2
2- 3
0- 00- 0
0- 0
0- 0
0- 00- 0
0- 0
0- 0
0- 0OVERALL
HOME
AWAY
NEUTRAL1- 1
0- 1
1- 0
0- 00- 3
0- 1
0- 2
0- 04- 1
3- 0
1- 1
0- 05- 5
3- 2
2- 3
0- 00- 0
0- 0
0- 0
0- 00- 0
0- 0
0- 0
0- 0NON-CONFERENCE
HOME
AWAY
NEUTRAL1- 1
0- 1
1- 0
0- 00- 3
0- 1
0- 2
0- 04- 1
3- 0
1- 1
0- 00- 0
0- 0
0- 0
0- 00- 0
0- 0
0- 0
0- 00- 0
0- 0
0- 0
0- 0CONFERENCE
HOME
AWAY
NEUTRAL0- 0
0- 0
0- 0
0- 00- 0
0- 0
0- 0
0- 00- 0
0- 0
0- 0
0- 0

RPI 1-25

RPI 26-50

RPI 51-100

RPI 101+

Team's RPI: 159

RPI S Opponent Score

RPI S Opponent Score

RPI S Opponent Score

RPI S Opponent Score

61 H TCU 64 81
99 A UC Irvine 78 70102 H Arizona 60 69
124 A CSUN 74 77
141 A Santa Clara 43 60
173 A San Diego 71 72
208 A Cal St. Fullerton 83 72
278 H Hawaii 58 57
286 H California Baptist 83 67
296 H Incarnate Word 81 38

LAST 12 Division I GAMES:

173 A San Diego	71 72	124 A CSUN	74 77
61 H TCU	64 81	99 A UC Irvine	78 70
286 H California Baptist	83 67	102 H Arizona	60 69
296 H Incarnate Word	81 38	278 H Hawaii	58 57
208 A Cal St. Fullerton	83 72		
141 A Santa Clara	43 60		

S
a
n
D
i
e
g
o
S
t
.S
a
n
D
i
e
g
o
S
t
.

Non-Div I Games:

San Diego St.

Average RPI		Win: 268	WON-LOST RECORD		WINNING PCT. RANK	LAST 10 GAMES	STRENGTH OF SCHEDULE		OPP. STRENGTH OF SCHEDULE	TEAM RPI	ADJ. RPI	CONF. RPI	ADJ CONF. RPI
DIV. I ONLY			3- 6		236	0- 1	217		118	239	239	7	7
DIV. I NON-CONF.			3- 6		236	0- 1	217		118	239	239	7	7

TOTALS		RPI 1-25			RPI 26-50	W-L RECORDS		RPI 51-100	RPI 101-150		RPI 150+		
3- 6		0- 1			0- 0	OVERALL		0- 2	0- 0		3- 3		
1- 3		0- 0			0- 0	HOME		0- 2	0- 0		1- 1		
1- 3		0- 1			0- 0	AWAY		0- 0	0- 0		1- 2		
1- 0		0- 0			0- 0	NEUTRAL		0- 0	0- 0		1- 0		
3- 6		0- 1			0- 0	NON-CONFERENCE		0- 2	0- 0		3- 3		
1- 3		0- 0			0- 0	HOME		0- 2	0- 0		1- 1		
1- 3		0- 1			0- 0	AWAY		0- 0	0- 0		1- 2		
1- 0		0- 0			0- 0	NEUTRAL		0- 0	0- 0		1- 0		
0- 0		0- 0			0- 0	CONFERENCE		0- 0	0- 0		0- 0		
0- 0		0- 0			0- 0	HOME		0- 0	0- 0		0- 0		
0- 0		0- 0			0- 0	AWAY		0- 0	0- 0		0- 0		
0- 0		0- 0			0- 0	NEUTRAL		0- 0	0- 0		0- 0		

RPI 1-25				RPI 26-50				RPI 51-100				RPI 101+ Team's RPI: 239			
RPI	S	Opponent	Score	RPI	S	Opponent	Score	RPI	S	Opponent	Score	RPI	S	Opponent	Score
7	A	Stanford	62 96					57	H	Northern Colo.	63 68	154	H	UT Arlington	73 80
								88	H	UC Davis	68 70	176	A	Washington St.	61 91
												181	A	Idaho	63 70
												246	A	Sacramento St.	86 75
												251	H	San Jose St.	85 63
												307	N	Cal Poly	65 62

LAST 12 Division I GAMES:															
57	H	Northern Colo.	63 68	88	H	UC Davis	68 70	246	A	Sacramento St.	86 75	181	A	Idaho	63 70
307	N	Cal Poly	65 62	251	H	San Jose St.	85 63	176	A	Washington St.	61 91	154	H	UT Arlington	73 80
7	A	Stanford	62 96												

Non-Div I Games:

San Francisco

Average RPI	Win:	280	WON-LOST	WINNING	LAST 10	STRENGTH OF	OPP. STRENGTH	TEAM	ADJ.	CONF.	ADJ CONF.
Average RPI	Loss:	118	RECORD	PCT. RANK	GAMES	SCHEDULE	OF SCHEDULE	RPI	RPI	RPI	RPI
DIV. I ONLY		1- 7		309	0- 1	51	253	251	251	9	9
DIV. I NON-CONF.		1- 7		309	0- 1	51	253	251	251	9	9
<hr/>											
TOTALS	RPI 1-25		RPI 26-50		W-L RECORDS	RPI 51-100		RPI 101-150		RPI 150+	
1- 7	0- 1		0- 0		OVERALL	0- 2		0- 3		1- 1	
1- 3	0- 0		0- 0		HOME	0- 2		0- 1		1- 0	
0- 4	0- 1		0- 0		AWAY	0- 0		0- 2		0- 1	
0- 0	0- 0		0- 0		NEUTRAL	0- 0		0- 0		0- 0	
1- 7	0- 1		0- 0		NON-CONFERENCE	0- 2		0- 3		1- 1	
1- 3	0- 0		0- 0		HOME	0- 2		0- 1		1- 0	
0- 4	0- 1		0- 0		AWAY	0- 0		0- 2		0- 1	
0- 0	0- 0		0- 0		NEUTRAL	0- 0		0- 0		0- 0	
0- 0	0- 0		0- 0		CONFERENCE	0- 0		0- 0		0- 0	
0- 0	0- 0		0- 0		HOME	0- 0		0- 0		0- 0	
0- 0	0- 0		0- 0		AWAY	0- 0		0- 0		0- 0	
0- 0	0- 0		0- 0		NEUTRAL	0- 0		0- 0		0- 0	

RPI 1-25				RPI 26-50				RPI 51-100				RPI 101+ Team's RPI: 251			
RPI	S	Opponent	Score	RPI	S	Opponent	Score	RPI	S	Opponent	Score	RPI	S	Opponent	Score
25	A	Col orado	64 76					62	H	Paci fi c	67 91	117	A	Nebraska	63 96
								99	H	UC Irvine	66 74	141	H	Santa Clara	56 62
												145	A	Portland St.	51 80
												239	A	San Francis sco	63 85
												280	H	CSU Bakersfi eld	82 72
<hr/>															
LAST 12 Divisi on I GAMES:															
141	H	Santa Clara	56 62	25	A	Col orado	64 76	62	H	Paci fi c	67 91				
117	A	Nebraska	63 96	99	H	UC Irvi ne	66 74	280	H	CSU Bakersfi eld	82 72				
								145	A	Portland St.	51 80				
								239	A	San Francis sco	63 85				

Non-Div I Games: San Fran. St. 66 73

San Jose St.

Average RPI Win:	207	WON-LOST	WINNING	LAST 10	STRENGTH OF	OPP. STRENGTH	TEAM	ADJ.	CONF.	ADJ CONF.
Average RPI Loss:	93	RECORD	PCT. RANK	GAMES	SCHEDULE	OF SCHEDULE	RPI	RPI	RPI	RPI

DIV. I ONLY	5- 4	141	1- 0	201	93	141	141	7	7
DIV. I NON-CONF.	5- 4	141	1- 0	201	93	141	141	7	7
TOTALS	RPI 1-25	RPI 26-50	W-L RECORDS	RPI 51-100	RPI 101-150	RPI 150+			
5- 4	0- 0	0- 0	OVERALL	0- 3	0- 1	5- 0			
3- 1	0- 0	0- 0	HOME	0- 0	0- 1	3- 0			
2- 3	0- 0	0- 0	AWAY	0- 3	0- 0	2- 0			
0- 0	0- 0	0- 0	NEUTRAL	0- 0	0- 0	0- 0			
5- 4	0- 0	0- 0	NON-CONFERENCE	0- 3	0- 1	5- 0			
3- 1	0- 0	0- 0	HOME	0- 0	0- 1	3- 0			
2- 3	0- 0	0- 0	AWAY	0- 3	0- 0	2- 0			
0- 0	0- 0	0- 0	NEUTRAL	0- 0	0- 0	0- 0			
0- 0	0- 0	0- 0	CONFERENCE	0- 0	0- 0	0- 0			
0- 0	0- 0	0- 0	HOME	0- 0	0- 0	0- 0			
0- 0	0- 0	0- 0	AWAY	0- 0	0- 0	0- 0			
0- 0	0- 0	0- 0	NEUTRAL	0- 0	0- 0	0- 0			

RPI 1-25				RPI 26-50				RPI 51-100				RPI 101+ Team's RPI: 141					
RPI	S	Opponent	Score	RPI	S	Opponent	Score	RPI	S	Opponent	Score	RPI	S	Opponent	Score		
								54	A	Southern Cal i forni a	46	77	124	H	CSUN	38	53
								93	A	Fresno St.	53	80	159	H	San Diego St.	60	43
								100	A	Oregon St.	31	82	192	H	Nevada	56	48
													208	A	Cal St. Fullerton	64	60
													226	H	Missouri St.	77	73
													251	A	San Jose St.	62	56
LAST 12 Di vi si on I GAMES:																	
				251	A	San Jose St.	62	56	54	A	Southern Cal i forni a	46	77				
				93	A	Fresno St.	53	80	159	H	San Diego St.	60	43				
				100	A	Oregon St.	31	82	192	H	Nevada	56	48				
				124	H	CSUN	38	53									
				226	H	Missouri St.	77	73									
				208	A	Cal St. Fullerton	64	60									

Non-Div I Games: Sonoma St. 98 38

Santa Clara

Average RPI	Win:	0	WON-LOST	WINNING	LAST 10	STRENGTH OF	OPP. STRENGTH	TEAM	ADJ.	CONF.	ADJ CONF.
Average RPI	Loss:	161	RECORD	PCT. RANK	GAMES	SCHEDULE	OF SCHEDULE	RPI	RPI	RPI	RPI
DIV. I ONLY		0- 6		330	0- 1	304	86	344	344	32	32
DIV. I NON-CONF.		0- 6		330	0- 1	304	86	344	344	32	32

TOTALS	RPI 1-25		RPI 26-50		W-L RECORDS	RPI 51-100		RPI 101-150		RPI 150+	
0- 6	0- 1		0- 1		OVERALL	0- 0		0- 0		0- 4	
0- 3	0- 0		0- 0		HOME	0- 0		0- 0		0- 3	
0- 3	0- 1		0- 1		AWAY	0- 0		0- 0		0- 1	
0- 0	0- 0		0- 0		NEUTRAL	0- 0		0- 0		0- 0	
0- 6	0- 1		0- 1		NON-CONFERENCE	0- 0		0- 0		0- 4	
0- 3	0- 0		0- 0		HOME	0- 0		0- 0		0- 3	
0- 3	0- 1		0- 1		AWAY	0- 0		0- 0		0- 1	
0- 0	0- 0		0- 0		NEUTRAL	0- 0		0- 0		0- 0	
0- 0	0- 0		0- 0		CONFERENCE	0- 0		0- 0		0- 0	
0- 0	0- 0		0- 0		HOME	0- 0		0- 0		0- 0	
0- 0	0- 0		0- 0		AWAY	0- 0		0- 0		0- 0	
0- 0	0- 0		0- 0		NEUTRAL	0- 0		0- 0		0- 0	

RPI 1-25				RPI 26-50				RPI 51-100				RPI 101+ Team's RPI: 344			
RPI	S	Opponent	Score	RPI	S	Opponent	Score	RPI	S	Opponent	Score	RPI	S	Opponent	Score
24	A	South Dakota St.	49 97	47	A	DePaul	61 124					212	H	Texas Southern	41 65
												217	H	Jacksonville	58 68
												231	H	Ga. Southern	71 82
												234	A	Ole Miss	51 74
LAST 12 Division I GAMES:															
				47	A	DePaul	61 124	24	A	South Dakota St.	49 97				
				217	H	Jacksonville	58 68	234	A	Ole Miss	51 74				
				231	H	Ga. Southern	71 82	212	H	Texas Southern	41 65				

Non-Div I Games: Carver 101 49 Wesleyan (GA) 155 26

Savannah St.

Average RPI Win:	0	WON-LOST	WINNING	LAST 10	STRENGTH OF	OPP. STRENGTH	TEAM	ADJ.	CONF.	ADJ CONF.
Average RPI Loss:	149	RECORD	PCT. RANK	GAMES	SCHEDULE	OF SCHEDULE	RPI	RPI	RPI	RPI
DIV. I ONLY	0- 11	330	0- 1	60	294	297	297	30	30	
DIV. I NON-CONF.	0- 11	330	0- 1	60	294	297	297	30	30	

TOTALS	RPI 1-25	RPI 26-50	W-L RECORDS	RPI 51-100	RPI 101-150	RPI 150+				
0- 11	0- 0	0- 0	OVERALL	0- 4	0- 4	0- 3				
0- 5	0- 0	0- 0	HOME	0- 1	0- 2	0- 2				
0- 5	0- 0	0- 0	AWAY	0- 3	0- 1	0- 1				
0- 1	0- 0	0- 0	NEUTRAL	0- 0	0- 1	0- 0				
0- 11	0- 0	0- 0	NON-CONFERENCE	0- 4	0- 4	0- 3				
0- 5	0- 0	0- 0	HOME	0- 1	0- 2	0- 2				
0- 5	0- 0	0- 0	AWAY	0- 3	0- 1	0- 1				
0- 1	0- 0	0- 0	NEUTRAL	0- 0	0- 1	0- 0				
0- 0	0- 0	0- 0	CONFERENCE	0- 0	0- 0	0- 0				
0- 0	0- 0	0- 0	HOME	0- 0	0- 0	0- 0				
0- 0	0- 0	0- 0	AWAY	0- 0	0- 0	0- 0				
0- 0	0- 0	0- 0	NEUTRAL	0- 0	0- 0	0- 0				

RPI 1-25				RPI 26-50				RPI 51-100				RPI 101+ Team's RPI: 297					
RPI	S	Opponent	Score	RPI	S	Opponent	Score	RPI	S	Opponent	Score	RPI	S	Opponent	Score		
								62	A	Paci fi c	61	75	102	N	Ari zona	54	84
								66	H	Washi ngton	58	69	140	H	Pepperdi ne	64	78
								88	A	UC Davi s	59	76	142	H	Northern Ari z.	58	65
								97	A	Utah	62	89	145	A	Portland St.	43	68
													208	H	Cal St. Fullerton	54	57
													278	A	Hawai i	51	67
													307	H	Cal Poly	50	60
LAST 12 Division I GAMES:																	
				307	H	Cal Poly	50	60					140	H	Pepperdi ne	64	78
				88	A	UC Davi s	59	76					66	H	Washi ngton	58	69
				62	A	Paci fi c	61	75					97	A	Utah	62	89
				142	H	Northern Ari z.	58	65					145	A	Portland St.	43	68
				208	H	Cal St. Fullerton	54	57					278	A	Hawai i	51	67
													102	N	Ari zona	54	84

Non-Div I Games:

Seattle U

Average RPI	Win:	265	WON-LOST	WINNING	LAST 10	STRENGTH OF	OPP. STRENGTH	TEAM	ADJ.	CONF.	ADJ CONF.
Average RPI	Loss:	16	RECORD	PCT. RANK	GAMES	SCHEDULE	OF SCHEDULE	RPI	RPI	RPI	RPI
DIV. I ONLY		7- 2		57	0- 1	260	88	101	101	4	4
DIV. I NON-CONF.		7- 2		57	0- 1	260	88	101	101	4	4
<hr/>											
TOTALS	RPI 1-25		RPI 26-50		W-L RECORDS	RPI 51-100		RPI 101-150		RPI 150+	
7- 2	0- 1		0- 1		OVERALL	0- 0		1- 0		6- 0	
6- 0	0- 0		0- 0		HOME	0- 0		0- 0		6- 0	
1- 2	0- 1		0- 1		AWAY	0- 0		1- 0		0- 0	
0- 0	0- 0		0- 0		NEUTRAL	0- 0		0- 0		0- 0	
7- 2	0- 1		0- 1		NON-CONFERENCE	0- 0		1- 0		6- 0	
6- 0	0- 0		0- 0		HOME	0- 0		0- 0		6- 0	
1- 2	0- 1		0- 1		AWAY	0- 0		1- 0		0- 0	
0- 0	0- 0		0- 0		NEUTRAL	0- 0		0- 0		0- 0	
0- 0	0- 0		0- 0		CONFERENCE	0- 0		0- 0		0- 0	
0- 0	0- 0		0- 0		HOME	0- 0		0- 0		0- 0	
0- 0	0- 0		0- 0		AWAY	0- 0		0- 0		0- 0	
0- 0	0- 0		0- 0		NEUTRAL	0- 0		0- 0		0- 0	

RPI 1-25				RPI 26-50				RPI 51-100				RPI 101+ Team's RPI: 101			
RPI	S	Opponent	Score	RPI	S	Opponent	Score	RPI	S	Opponent	Score	RPI	S	Opponent	Score
2	A	UConn	61 99	29	A	UCLA	62 78					125	A	Princeton	70 66
												233	H	Kennesaw St.	102 80
												274	H	UTSA	84 53
												282	H	Saint Peter's	90 47
												287	H	St. Francis Brooklyn	100 77
												321	H	UMass Lowell	90 57
												334	H	Wagner	95 40
<hr/>															
LAST 12 Division I GAMES:															
2	A	UConn	61 99	29	A	UCLA	62 78	125	A	Princeton	70 66				
282	H	Saint Peter's	90 47					274	H	UTSA	84 53				
321	H	UMass Lowell	90 57					233	H	Kennesaw St.	102 80				
287	H	St. Francis Brooklyn	100 77					334	H	Wagner	95 40				

Non-Div I Games:

Seton Hall

S
i
e
n
a

Siena				Through Games Of Dec. 18, 2018							
Average RPI	Win:	271	WON-LOST	WINNING	LAST 10	STRENGTH OF	OPP. STRENGTH	TEAM	ADJ.	CONF.	ADJ CONF.
Average RPI	Loss:	191	RECORD	PCT. RANK	GAMES	SCHEDULE	OF SCHEDULE	RPI	RPI	RPI	RPI
DIV. I ONLY		4- 6	211	1- 0	238	306	266	266	26	26	
DIV. I NON-CONF.		4- 6	211	1- 0	238	306	266	266	26	26	

TOTALS	RPI 1-25		RPI 26-50		W-L RECORDS	RPI 51-100		RPI 101-150		RPI 150+	
4- 6	0- 0		0- 0		OVERALL	0- 0		0- 1		4- 5	
2- 3	0- 0		0- 0		HOME	0- 0		0- 1		2- 2	
1- 2	0- 0		0- 0		AWAY	0- 0		0- 0		1- 2	
1- 1	0- 0		0- 0		NEUTRAL	0- 0		0- 0		1- 1	
4- 6	0- 0		0- 0		NON-CONFERENCE	0- 0		0- 1		4- 5	
2- 3	0- 0		0- 0		HOME	0- 0		0- 1		2- 2	
1- 2	0- 0		0- 0		AWAY	0- 0		0- 0		1- 2	
1- 1	0- 0		0- 0		NEUTRAL	0- 0		0- 0		1- 1	
0- 0	0- 0		0- 0		CONFERENCE	0- 0		0- 0		0- 0	
0- 0	0- 0		0- 0		HOME	0- 0		0- 0		0- 0	
0- 0	0- 0		0- 0		AWAY	0- 0		0- 0		0- 0	
0- 0	0- 0		0- 0		NEUTRAL	0- 0		0- 0		0- 0	

S
i
e
n
a

RPI 1-25				RPI 26-50				RPI 51-100				RPI 101+ Team's RPI: 266			
RPI	S	Opponent	Score	RPI	S	Opponent	Score	RPI	S	Opponent	Score	RPI	S	Opponent	Score
												112	H	Penn	51 58
												153	N	Drexel	39 51
												155	H	Harvard	54 73
												206	H	Massachusetts	64 59
												214	A	Sacred Heart	50 72
												224	A	Howard	86 81
												245	A	St. Bonaventure	58 74
												267	H	Fla. Atlantic	66 70
												320	H	Colgate	55 53
												334	N	Wagner	74 71
LAST 12 Division I GAMES:															
				206	H	Massachusetts	64 59	334	N	Wagner	74 71				
				245	A	St. Bonaventure	58 74	155	H	Harvard	54 73				
				267	H	Fla. Atlantic	66 70	214	A	Sacred Heart	50 72				
				320	H	Colgate	55 53	112	H	Penn	51 58				
				153	N	Drexel	39 51								
				224	A	Howard	86 81								

Non-Div I Games:

Siena

South Alabama				Through Games Of Dec. 10, 2018							
Average RPI	Win:	Loss:	WON-LOST RECORD	WINNING PCT. RANK	LAST 10 GAMES	STRENGTH OF SCHEDULE	OPP. STRENGTH OF SCHEDULE	TEAM RPI	ADJ. RPI	CONF. RPI	ADJ CONF. RPI
	233	0	7- 0	1	0- 0	348	15	150	150	19	19
DIV. I ONLY			7- 0	1	0- 0	348	15	150	150	19	19
DIV. I NON-CONF.			7- 0	1	0- 0	348	15	150	150	19	19
<hr/>											
TOTALS	RPI 1-25			RPI 26-50		W-L RECORDS	RPI 51-100	RPI 101-150		RPI 150+	
7- 0	0- 0			0- 0		OVERALL	0- 0	2- 0		5- 0	
3- 0	0- 0			0- 0		HOME	0- 0	0- 0		3- 0	
4- 0	0- 0			0- 0		AWAY	0- 0	2- 0		2- 0	
0- 0	0- 0			0- 0		NEUTRAL	0- 0	0- 0		0- 0	
7- 0	0- 0			0- 0		NON-CONFERENCE	0- 0	2- 0		5- 0	
3- 0	0- 0			0- 0		HOME	0- 0	0- 0		3- 0	
4- 0	0- 0			0- 0		AWAY	0- 0	2- 0		2- 0	
0- 0	0- 0			0- 0		NEUTRAL	0- 0	0- 0		0- 0	
0- 0	0- 0			0- 0		CONFERENCE	0- 0	0- 0		0- 0	
0- 0	0- 0			0- 0		HOME	0- 0	0- 0		0- 0	
0- 0	0- 0			0- 0		AWAY	0- 0	0- 0		0- 0	
0- 0	0- 0			0- 0		NEUTRAL	0- 0	0- 0		0- 0	

RPI 1-25				RPI 26-50				RPI 51-100				RPI 101+				Team's RPI: 150	
RPI	S	Opponent	Score	RPI	S	Opponent	Score	RPI	S	Opponent	Score	RPI	S	Opponent	Score		
												110 A Southern U.				53	49
												113 A Alabama				72	67
												225 H Alabama St.				77	65
												273 H Southern Miss.				77	68
												298 H ETSU				81	74
												299 A Tennessee St.				78	56
												312 A Central Ark.				58	50
LAST 12 Division I GAMES:																	
				298 H ETSU				81	74	225 H Alabama St.				77	65		
				110 A Southern U.				53	49	113 A Alabama				72	67		
				312 A Central Ark.				58	50	299 A Tennessee St.				78	56		
				273 H Southern Miss.				77	68								

Non-Div I Games:	Faulkner	97	40	Spring Hill	75	57
------------------	----------	----	----	-------------	----	----

South Alabama

■ Loss, ■ Non-Conf, S Site, H Home A Away N Neutral

Average RPI Win:	167	WON-LOST	WINNING	LAST 10	STRENGTH OF	OPP. STRENGTH	TEAM	ADJ.	CONF.	ADJ CONF.
Average RPI Loss:	41	RECORD	PCT. RANK	GAMES	SCHEDULE	OF SCHEDULE	RPI	RPI	RPI	RPI
DIV. I ONLY	6- 4	122	0- 1	48	49	58	58	5	5	
DIV. I NON-CONF.	6- 4	122	0- 1	48	49	58	58	5	5	

TOTALS	RPI 1-25	RPI 26-50	W-L RECORDS	RPI 51-100	RPI 101-150	RPI 150+				
6- 4	0- 2	0- 1	OVERALL	1- 1	2- 0	3- 0				
3- 2	0- 1	0- 1	HOME	0- 0	2- 0	1- 0				
2- 0	0- 0	0- 0	AWAY	1- 0	0- 0	1- 0				
1- 2	0- 1	0- 0	NEUTRAL	0- 1	0- 0	1- 0				
6- 4	0- 2	0- 1	NON-CONFERENCE	1- 1	2- 0	3- 0				
3- 2	0- 1	0- 1	HOME	0- 0	2- 0	1- 0				
2- 0	0- 0	0- 0	AWAY	1- 0	0- 0	1- 0				
1- 2	0- 1	0- 0	NEUTRAL	0- 1	0- 0	1- 0				
0- 0	0- 0	0- 0	CONFERENCE	0- 0	0- 0	0- 0				
0- 0	0- 0	0- 0	HOME	0- 0	0- 0	0- 0				
0- 0	0- 0	0- 0	AWAY	0- 0	0- 0	0- 0				
0- 0	0- 0	0- 0	NEUTRAL	0- 0	0- 0	0- 0				

RPI 1-25				RPI 26-50				RPI 51-100 Team's RPI: 58				RPI 101+			
RPI	S	Opponent	Score	RPI	S	Opponent	Score	RPI	S	Opponent	Score	RPI	S	Opponent	Score
8	N	Drake	85 90	43	H	Maryland	61 85	96	A	Purdue	82 73	103	H	Clemson	69 57
11	H	Baylor	69 94					100	N	Oregon St.	68 70	120	H	Dayton	65 55
												157	H	Appalachian St.	80 50
												225	A	Alabama St.	94 38
												298	N	ETSU	101 55

LAST 12 Division I GAMES:															
8	N	Drake	85 90	96	A	Purdue	82 73	157	H	Appalachian St.	80 50	11	H	Baylor	69 94
100	N	Oregon St.	68 70	120	H	Dayton	65 55	298	N	ETSU	101 55	43	H	Maryland	61 85
103	H	Clemson	69 57												
225	A	Alabama St.	94 38												

Non-Div I Games:

South Carolina

Average RPI Win:	303	WON-LOST	WINNING	LAST 10	STRENGTH OF	OPP. STRENGTH	TEAM	ADJ.	CONF.	ADJ CONF.
Average RPI Loss:	175	RECORD	PCT. RANK	GAMES	SCHEDULE	OF SCHEDULE	RPI	RPI	RPI	RPI

DIV. I ONLY	4- 5	189	0- 0	334	231	306	306	32	32
DIV. I NON-CONF.	4- 5	189	0- 0	334	231	306	306	32	32
TOTALS	RPI 1-25	RPI 26-50	W-L RECORDS	RPI 51-100	RPI 101-150	RPI 150+			
4- 5	0- 0	0- 0	OVERALL	0- 0	0- 2	4- 3			
3- 1	0- 0	0- 0	HOME	0- 0	0- 0	3- 1			
1- 4	0- 0	0- 0	AWAY	0- 0	0- 2	1- 2			
0- 0	0- 0	0- 0	NEUTRAL	0- 0	0- 0	0- 0			
4- 5	0- 0	0- 0	NON-CONFERENCE	0- 0	0- 2	4- 3			
3- 1	0- 0	0- 0	HOME	0- 0	0- 0	3- 1			
1- 4	0- 0	0- 0	AWAY	0- 0	0- 2	1- 2			
0- 0	0- 0	0- 0	NEUTRAL	0- 0	0- 0	0- 0			
0- 0	0- 0	0- 0	CONFERENCE	0- 0	0- 0	0- 0			
0- 0	0- 0	0- 0	HOME	0- 0	0- 0	0- 0			
0- 0	0- 0	0- 0	AWAY	0- 0	0- 0	0- 0			
0- 0	0- 0	0- 0	NEUTRAL	0- 0	0- 0	0- 0			

RPI 1-25	RPI 26-50	RPI 51-100	RPI 101+	Team's RPI: 306
RPI S Opponent Score	RPI S Opponent Score	RPI S Opponent Score	RPI S Opponent Score	
			102 A Arizona 32 73	
			127 A Radford 31 61	
			160 A Coastal Caro. 44 57	
			194 H Winthrop 50 58	
			221 H UNLV 58 49	
			293 A Col. of Charleston 51 75	
			305 H USC Upstate 71 66	
			339 A Presbyteri an 57 48	
			346 H Charleston So. 67 58	
LAST 12 Division I GAMES:				
221 H UNLV 58 49	339 A Presbyteri an 57 48			
194 H Winthrop 50 58	346 H Charleston So. 67 58			
305 H USC Upstate 71 66	160 A Coastal Caro. 44 57			
102 A Ari zona 32 73	293 A Col. of Charleston 51 75			
	127 A Radford 31 61			

Non-Div I Games: UNKNOWN 67 51 Voorhees 88 61

South Carolina St.

Average RPI Win: 134 WON-LOST WINNING LAST 10
Average RPI Loss: 8 RECORD PCT. RANK GAMES STRENGTH OF OPP. STRENGTH TEAM ADJ. CONF. ADJ CONF.
SCHEDULE OF SCHEDULE RPI RPI RPI RPI

DIV. I ONLY	8- 1	25	1- 0	130	4	14	14	12	12
DIV. I NON-CONF.	8- 1	25	1- 0	130	4	14	14	12	12
TOTALS	RPI 1-25	RPI 26-50	W-L RECORDS	RPI 51-100	RPI 101-150	RPI 150+			
8- 1	1- 1	1- 0	OVERALL	2- 0	1- 0	3- 0			
3- 0	1- 0	1- 0	HOME	0- 0	0- 0	1- 0			
4- 1	0- 1	0- 0	AWAY	2- 0	1- 0	1- 0			
1- 0	0- 0	0- 0	NEUTRAL	0- 0	0- 0	1- 0			
8- 1	1- 1	1- 0	NON-CONFERENCE	2- 0	1- 0	3- 0			
3- 0	1- 0	1- 0	HOME	0- 0	0- 0	1- 0			
4- 1	0- 1	0- 0	AWAY	2- 0	1- 0	1- 0			
1- 0	0- 0	0- 0	NEUTRAL	0- 0	0- 0	1- 0			
0- 0	0- 0	0- 0	CONFERENCE	0- 0	0- 0	0- 0			
0- 0	0- 0	0- 0	HOME	0- 0	0- 0	0- 0			
0- 0	0- 0	0- 0	AWAY	0- 0	0- 0	0- 0			
0- 0	0- 0	0- 0	NEUTRAL	0- 0	0- 0	0- 0			

RPI 1-25				Team's RPI: 14				RPI 26-50				RPI 51-100				RPI 101+			
RPI	S	Opponent	Score	RPI	S	Opponent	Score	RPI	S	Opponent	Score	RPI	S	Opponent	Score	RPI	S	Opponent	Score
5	H	Iowa St.	64 59	30	H	Green Bay	55 49	79	A	Missouri	74 61	116	A	Creighton	77 65				
8	A	Drake	64 76					80	A	Montana	64 41	226	A	Missouri St.	85 74				
												243	N	Wichita St.	73 64				
												296	H	Incarnate Word	96 43				
LAST 12 Division I GAMES:																			
				226	A	Missouri St.	85 74	79	A	Missouri	74 61								
				30	H	Green Bay	55 49	296	H	Incarnate Word	96 43								
				5	H	Iowa St.	64 59					116	A	Creighton	77 65				
				80	A	Montana	64 41												
				243	N	Wichita St.	73 64												
				8	A	Drake	64 76												

Non-Div I Games: Bellevue 79 40 St. Mary (NE) 112 52

South Dakota

Average RPI	Win:	109	WON-LOST	WINNING	LAST 10	STRENGTH OF	OPP. STRENGTH	TEAM	ADJ.	CONF.	ADJ CONF.
Average RPI	Loss:	24	RECORD	PCT. RANK	GAMES	SCHEDULE	OF SCHEDULE	RPI	RPI	RPI	RPI
DIV. I ONLY		8- 4		95	1- 0	26	31	24	24	12	12
DIV. I NON-CONF.		8- 4		95	1- 0	26	31	24	24	12	12

TOTALS	RPI 1-25		RPI 26-50		W-L RECORDS	RPI 51-100		RPI 101-150		RPI 150+	
8- 4	1- 3		2- 0		OVERALL	1- 1		3- 0		1- 0	
5- 1	1- 1		1- 0		HOME	1- 0		1- 0		1- 0	
3- 1	0- 1		1- 0		AWAY	0- 0		2- 0		0- 0	
0- 2	0- 1		0- 0		NEUTRAL	0- 1		0- 0		0- 0	
8- 4	1- 3		2- 0		NON-CONFERENCE	1- 1		3- 0		1- 0	
5- 1	1- 1		1- 0		HOME	1- 0		1- 0		1- 0	
3- 1	0- 1		1- 0		AWAY	0- 0		2- 0		0- 0	
0- 2	0- 1		0- 0		NEUTRAL	0- 1		0- 0		0- 0	
0- 0	0- 0		0- 0		CONFERENCE	0- 0		0- 0		0- 0	
0- 0	0- 0		0- 0		HOME	0- 0		0- 0		0- 0	
0- 0	0- 0		0- 0		AWAY	0- 0		0- 0		0- 0	
0- 0	0- 0		0- 0		NEUTRAL	0- 0		0- 0		0- 0	

RPI	S	Opponent	Score	RPI	S	Opponent	Score	RPI	S	Opponent	Score	RPI	S	Opponent	Score
4	H	Oregon	79 87	30	H	Green Bay	77 47	69	N	Buffal o	55 61	116	H	Creighton	74 48
8	H	Drake	80 71	44	A	Central Mi ch.	80 71	81	H	FGCU	80 62	122	A	Montana St.	88 67
10	A	Marquette	52 91									128	A	Chattanooga	71 54
11	N	Baylor	66 72									344	H	Savannah St.	97 49

LAST 12 Division I GAMES:															
128	A	Chattanooga	71 54	122	A	Montana St.	88 67								
30	H	Green Bay	77 47	344	H	Savannah St.	97 49								
69	N	Buffal o	55 61	4	H	Oregon	79 87								
11	N	Baylor	66 72	8	H	Drake	80 71								
116	H	Creighton	74 48	81	H	FGCU	80 62								
44	A	Central Mi ch.	80 71	10	A	Marquette	52 91								

Non-Div I Games:

South Dakota St.

■ Loss,
 ■ Non-Conf,
 ■ S Site,
 ■ Home
 ■ Away
 N Neutral

Average RPI	Win:	204	WON-LOST	WINNING	LAST 10	STRENGTH OF	OPP. STRENGTH	TEAM	ADJ.	CONF.	ADJ CONF.
Average RPI	Loss:	24	RECORD	PCT. RANK	GAMES	SCHEDULE	OF SCHEDULE	RPI	RPI	RPI	RPI
DIV. I ONLY		9- 2		39	1- 0	239	22	85	85	8	8
DIV. I NON-CONF.		9- 2		39	1- 0	239	22	85	85	8	8

TOTALS	RPI 1-25		RPI 26-50		W-L RECORDS	RPI 51-100		RPI 101-150		RPI 150+	
9- 2	0- 1		1- 1		OVERALL	1- 0		0- 0		7- 0	
7- 0	0- 0		0- 0		HOME	0- 0		0- 0		7- 0	
1- 0	0- 0		0- 0		AWAY	1- 0		0- 0		0- 0	
1- 2	0- 1		1- 1		NEUTRAL	0- 0		0- 0		0- 0	
9- 2	0- 1		1- 1		NON-CONFERENCE	1- 0		0- 0		7- 0	
7- 0	0- 0		0- 0		HOME	0- 0		0- 0		7- 0	
1- 0	0- 0		0- 0		AWAY	1- 0		0- 0		0- 0	
1- 2	0- 1		1- 1		NEUTRAL	0- 0		0- 0		0- 0	
0- 0	0- 0		0- 0		CONFERENCE	0- 0		0- 0		0- 0	
0- 0	0- 0		0- 0		HOME	0- 0		0- 0		0- 0	
0- 0	0- 0		0- 0		AWAY	0- 0		0- 0		0- 0	
0- 0	0- 0		0- 0		NEUTRAL	0- 0		0- 0		0- 0	

RPI 1-25				RPI 26-50				RPI 51-100 Team's RPI: 85				RPI 101+			
RPI	S	Opponent	Score	RPI	S	Opponent	Score	RPI	S	Opponent	Score	RPI	S	Opponent	Score
17	N	Kentucky	63 85	29	N	UCLA	60 56	77	A	Ohio St.	71 47	180	H	Oklahoma	87 70
				31	N	North Carolina	69 71					215	H	George Washington	63 30
												218	H	Bethune-Cookman	88 39
												240	H	Grambling	67 50
												275	H	Vermont	102 55
												281	H	New Hampshire	79 36
												319	H	Albany (NY)	74 37
LAST 12 Division I GAMES:															
				29	N	UCLA	60 56	275	H	Vermont	102 55				
				31	N	North Carolina	69 71	240	H	Grambling	67 50				
				17	N	Kentucky	63 85	215	H	George Washington	63 30				
				180	H	Oklahoma	87 70	281	H	New Hampshire	79 36				
				218	H	Bethune-Cookman	88 39	77	A	Ohio St.	71 47				
				319	H	Albany (NY)	74 37								

Non-Div I Games:

South Fla.

Average RPI Win: 316 WON-LOST RECORD WINNING PCT. RANK LAST 10 GAMES STRENGTH OF SCHEDULE OPP. STRENGTH OF SCHEDULE TEAM RPI ADJ. RPI CONF. RPI ADJ CONF. RPI

DIV. I ONLY	3- 6	236	0- 1	133	328	220	220	21	21
DIV. I NON-CONF.	3- 6	236	0- 1	133	328	220	220	21	21
TOTALS	RPI 1-25	RPI 26-50	W-L RECORDS	RPI 51-100	RPI 101-150	RPI 150+			
3- 6	0- 1	0- 0	OVERALL	0- 0	0- 4	3- 1			
1- 1	0- 0	0- 0	HOME	0- 0	0- 1	1- 0			
2- 4	0- 1	0- 0	AWAY	0- 0	0- 2	2- 1			
0- 1	0- 0	0- 0	NEUTRAL	0- 0	0- 1	0- 0			
3- 6	0- 1	0- 0	NON-CONFERENCE	0- 0	0- 4	3- 1			
1- 1	0- 0	0- 0	HOME	0- 0	0- 1	1- 0			
2- 4	0- 1	0- 0	AWAY	0- 0	0- 2	2- 1			
0- 1	0- 0	0- 0	NEUTRAL	0- 0	0- 1	0- 0			
0- 0	0- 0	0- 0	CONFERENCE	0- 0	0- 0	0- 0			
0- 0	0- 0	0- 0	HOME	0- 0	0- 0	0- 0			
0- 0	0- 0	0- 0	AWAY	0- 0	0- 0	0- 0			
0- 0	0- 0	0- 0	NEUTRAL	0- 0	0- 0	0- 0			

RPI S Opponent Score	RPI S Opponent Score	RPI S Opponent Score	RPI S Opponent Score
18 A Mississippi St. 53 88			106 H Indiana St. 51 62
			118 A Bradley 79 85
			145 N North Ala. 67 80
			149 A Southern Ill. 40 60
			250 A Memphis 57 69
			268 H Western Ill. 81 71
			333 A NJIT 68 58
			348 A Evansville 54 50
LAST 12 Division I GAMES:			
268 H Western Ill. 81 71	250 A Memphis 57 69		
149 A Southern Ill. 40 60	348 A Evansville 54 50		
118 A Bradley 79 85	106 H Indiana St. 51 62		
18 A Mississippi St. 53 88	333 A NJIT 68 58		
	145 N North Ala. 67 80		

Non-Div I Games: Ill.-Springfield 82 46

Southeast Mo. St.

Average RPI	Win:	288	WON-LOST	WINNING	LAST 10	STRENGTH OF	OPP. STRENGTH	TEAM	ADJ.	CONF.	ADJ CONF.
Average RPI	Loss:	148	RECORD	PCT. RANK	GAMES	SCHEDULE	OF SCHEDULE	RPI	RPI	RPI	RPI
DIV. I ONLY		4- 3		137	1- 0	302	267	178	178	24	24
DIV. I NON-CONF.		4- 3		137	1- 0	302	267	178	178	24	24

TOTALS	RPI 1-25		RPI 26-50		W-L RECORDS	RPI 51-100		RPI 101-150		RPI 150+	
4- 3	0- 0		0- 0		OVERALL	0- 1		0- 1		4- 1	
1- 0	0- 0		0- 0		HOME	0- 0		0- 0		1- 0	
3- 3	0- 0		0- 0		AWAY	0- 1		0- 1		3- 1	
0- 0	0- 0		0- 0		NEUTRAL	0- 0		0- 0		0- 0	
4- 3	0- 0		0- 0		NON-CONFERENCE	0- 1		0- 1		4- 1	
1- 0	0- 0		0- 0		HOME	0- 0		0- 0		1- 0	
3- 3	0- 0		0- 0		AWAY	0- 1		0- 1		3- 1	
0- 0	0- 0		0- 0		NEUTRAL	0- 0		0- 0		0- 0	
0- 0	0- 0		0- 0		CONFERENCE	0- 0		0- 0		0- 0	
0- 0	0- 0		0- 0		HOME	0- 0		0- 0		0- 0	
0- 0	0- 0		0- 0		AWAY	0- 0		0- 0		0- 0	
0- 0	0- 0		0- 0		NEUTRAL	0- 0		0- 0		0- 0	

RPI 1-25				RPI 26-50				RPI 51-100				RPI 101+ Team' s RPI : 178						
RPI	S	Opponent	Score	RPI	S	Opponent	Score	RPI	S	Opponent	Score	RPI	S	Opponent	Score			
								68	A	Loui si ana Tech	53	72	113	A	Al abama	40	88	
													196	A	SMU	63	62	
													262	A	Al abama A&M	48	51	
													279	H	La. -Monroe	49	42	
													326	A	Jackson St.	50	45	
													351	A	Al corn	77	59	

LAST 12 Di vi si on I GAMES:																		
				279	H	La. -Monroe	49	42	68	A	Loui si ana Tech	53	72	326	A	Jackson St.	50	45
				262	A	Al abama A&M	48	51	196	A	SMU	63	62	351	A	Al corn	77	59
									113	A	Al abama	40	88					

Non-Div I Games: Mobile 70 57 Xavier (LA) 47 59

Southeastern La.

Average RPI Win: 177		WON-LOST RECORD	WINNING PCT. RANK	LAST 10 GAMES	STRENGTH OF SCHEDULE	OPP. STRENGTH OF SCHEDULE	TEAM RPI	ADJ. RPI	CONF. RPI	ADJ. CONF. RPI
Loss: 0										
DIV. I ONLY		9- 0	1	1- 0	321	13	54	54	2	2
DIV. I NON-CONF.		9- 0	1	1- 0	321	13	54	54	2	2
TOTALS		RPI 1-25	RPI 26-50	W-L RECORDS		RPI 51-100	RPI 101-150	RPI 150+		
9- 0	0- 0		0- 0	OVERALL		2- 0	2- 0	5- 0		
5- 0	0- 0		0- 0	HOME		1- 0	2- 0	2- 0		
3- 0	0- 0		0- 0	AWAY		0- 0	0- 0	3- 0		
1- 0	0- 0		0- 0	NEUTRAL		1- 0	0- 0	0- 0		
9- 0	0- 0		0- 0	NON-CONFERENCE		2- 0	2- 0	5- 0		
5- 0	0- 0		0- 0	HOME		1- 0	2- 0	2- 0		
3- 0	0- 0		0- 0	AWAY		0- 0	0- 0	3- 0		
1- 0	0- 0		0- 0	NEUTRAL		1- 0	0- 0	0- 0		
0- 0	0- 0		0- 0	CONFERENCE		0- 0	0- 0	0- 0		
0- 0	0- 0		0- 0	HOME		0- 0	0- 0	0- 0		
0- 0	0- 0		0- 0	AWAY		0- 0	0- 0	0- 0		
0- 0	0- 0		0- 0	NEUTRAL		0- 0	0- 0	0- 0		

[illegible]

Non-Div I Games:

Southern California

Average RPI	Win: 215	WON-LOST	WINNING	LAST 10	STRENGTH OF	OPP. STRENGTH	TEAM	ADJ.	CONF.	ADJ CONF.
Average RPI	Loss: 123	RECORD	PCT. RANK	GAMES	SCHEDULE	OF SCHEDULE	RPI	RPI	RPI	RPI
DIV. I ONLY	6- 4	122	1- 0	228	131	149	149	15	15	
DIV. I NON-CONF.	6- 4	122	1- 0	228	131	149	149	15	15	

TOTALS	RPI 1-25	RPI 26-50	W-L RECORDS	RPI 51-100	RPI 101-150	RPI 150+				
6- 4	0- 0	0- 1	OVERALL	0- 1	2- 0	4- 2				
4- 0	0- 0	0- 0	HOME	0- 0	1- 0	3- 0				
1- 3	0- 0	0- 0	AWAY	0- 1	0- 0	1- 2				
1- 1	0- 0	0- 1	NEUTRAL	0- 0	1- 0	0- 0				
6- 4	0- 0	0- 1	NON-CONFERENCE	0- 1	2- 0	4- 2				
4- 0	0- 0	0- 0	HOME	0- 0	1- 0	3- 0				
1- 3	0- 0	0- 0	AWAY	0- 1	0- 0	1- 2				
1- 1	0- 0	0- 1	NEUTRAL	0- 0	1- 0	0- 0				
0- 0	0- 0	0- 0	CONFERENCE	0- 0	0- 0	0- 0				
0- 0	0- 0	0- 0	HOME	0- 0	0- 0	0- 0				
0- 0	0- 0	0- 0	AWAY	0- 0	0- 0	0- 0				
0- 0	0- 0	0- 0	NEUTRAL	0- 0	0- 0	0- 0				

RPI	S	Opponent	Score	RPI	S	Opponent	Score	RPI	S	Opponent	Score	RPI	S	Opponent	Score	Team's RPI: 149
26	N	Arizona St.	38 82	64	A	UT Martin	94 95	111	H	Northern Ill.	82 73	114	N	Hartford	72 50	
								197	A	Western Ky.	76 83	205	A	Saint Louis	58 62	
								220	H	Southeast Mo. St.	60 40	241	H	Eastern Ill.	73 59	
								300	H	Marshall	58 49	301	A	Murray St.	65 59	
LAST 12 Division I GAMES:																
26	N	Arizona St.	38 82	301	A	Murray St.	65 59	241	H	Eastern Ill.	73 59	111	H	Northern Ill.	82 73	
114	N	Hartford	72 50	205	A	Saint Louis	58 62									
197	A	Western Ky.	76 83													
300	H	Marshall	58 49													
220	H	Southeast Mo. St.	60 40													
64	A	UT Martin	94 95													

Non-Div I Games:

Southern Ill.

Average RPI Win:	290	WON-LOST	WINNING	LAST 10	STRENGTH OF	OPP. STRENGTH	TEAM	ADJ.	CONF.	ADJ CONF.
Average RPI Loss:	101	RECORD	PCT. RANK	GAMES	SCHEDULE	OF SCHEDULE	RPI	RPI	RPI	RPI
DIV. I ONLY	5- 4	141	0- 0	308	232	273	273	18	18	
DIV. I NON-CONF.	5- 4	141	0- 0	308	232	273	273	18	18	

TOTALS	RPI 1-25	RPI 26-50	W-L RECORDS	RPI 51-100	RPI 101-150	RPI 150+				
5- 4	0- 1	0- 1	OVERALL	0- 0	0- 1	5- 1				
5- 2	0- 1	0- 0	HOME	0- 0	0- 0	5- 1				
0- 2	0- 0	0- 1	AWAY	0- 0	0- 1	0- 0				
0- 0	0- 0	0- 0	NEUTRAL	0- 0	0- 0	0- 0				
5- 4	0- 1	0- 1	NON-CONFERENCE	0- 0	0- 1	5- 1				
5- 2	0- 1	0- 0	HOME	0- 0	0- 0	5- 1				
0- 2	0- 0	0- 1	AWAY	0- 0	0- 1	0- 0				
0- 0	0- 0	0- 0	NEUTRAL	0- 0	0- 0	0- 0				
0- 0	0- 0	0- 0	CONFERENCE	0- 0	0- 0	0- 0				
0- 0	0- 0	0- 0	HOME	0- 0	0- 0	0- 0				
0- 0	0- 0	0- 0	AWAY	0- 0	0- 0	0- 0				
0- 0	0- 0	0- 0	NEUTRAL	0- 0	0- 0	0- 0				

RPI 1-25				RPI 26-50				RPI 51-100				RPI 101+ Team's RPI: 273			
RPI	S	Opponent	Score	RPI	S	Opponent	Score	RPI	S	Opponent	Score	RPI	S	Opponent	Score
18	H	Mississippi St.	42 86	38	A	Tulane	54 71					150	A	South Alabama	68 77
												198	H	Sam Houston St.	61 65
												240	H	Grambling	68 47
												253	H	Samford	76 40
												269	H	Mississippi Val.	67 60
												337	H	Northwestern St.	69 54
												351	H	Alcorn	66 47
LAST 12 Division I GAMES:															
253	H	Samford	76 40	18	H	Mississippi St.	42 86	351	H	Alcorn	66 47				
150	A	South Alabama	68 77	38	A	Tulane	54 71	337	H	Northwestern St.	69 54				
240	H	Grambling	68 47					198	H	Sam Houston St.	61 65				
								269	H	Mississippi Val.	67 60				

Non-Div I Games: William Carey 74 48 Blue Mountain (MS) 84 38

Southern Miss.

Average RPI Win:	173	WON-LOST	WINNING	LAST 10	STRENGTH OF	OPP. STRENGTH	TEAM	ADJ.	CONF.	ADJ CONF.
Average RPI Loss:	126	RECORD	PCT. RANK	GAMES	SCHEDULE	OF SCHEDULE	RPI	RPI	RPI	RPI
DIV. I ONLY	3- 5	226	0- 1	103	174	211	211	11	11	
DIV. I NON-CONF.	3- 5	226	0- 1	103	174	211	211	11	11	

TOTALS	RPI 1-25	RPI 26-50	W-L RECORDS	RPI 51-100	RPI 101-150	RPI 150+				
3- 5	0- 0	0- 0	OVERALL	1- 2	0- 1	2- 2				
3- 1	0- 0	0- 0	HOME	1- 0	0- 1	2- 0				
0- 4	0- 0	0- 0	AWAY	0- 2	0- 0	0- 2				
0- 0	0- 0	0- 0	NEUTRAL	0- 0	0- 0	0- 0				
3- 5	0- 0	0- 0	NON-CONFERENCE	1- 2	0- 1	2- 2				
3- 1	0- 0	0- 0	HOME	1- 0	0- 1	2- 0				
0- 4	0- 0	0- 0	AWAY	0- 2	0- 0	0- 2				
0- 0	0- 0	0- 0	NEUTRAL	0- 0	0- 0	0- 0				
0- 0	0- 0	0- 0	CONFERENCE	0- 0	0- 0	0- 0				
0- 0	0- 0	0- 0	HOME	0- 0	0- 0	0- 0				
0- 0	0- 0	0- 0	AWAY	0- 0	0- 0	0- 0				
0- 0	0- 0	0- 0	NEUTRAL	0- 0	0- 0	0- 0				

RPI 1-25				RPI 26-50				RPI 51-100				RPI 101+				Team's RPI: 211	
RPI	S	Opponent	Score	RPI	S	Opponent	Score	RPI	S	Opponent	Score	RPI	S	Opponent	Score		
								70	H	BYU	67 64	104	H	Denver	70 71		
								88	A	UC Davi s	45 68	152	A	Oral Roberts	59 64		
								99	A	UC Irvi ne	58 75	173	H	San Di ego	69 59		
												185	A	UC Ri versi de	50 56		
												277	H	Utah Val ley	60 59		
LAST 12 Di vi si on I GAMES:																	
				152	A	Oral Roberts	59 64	185	A	UC Ri versi de	50 56						
				70	H	BYU	67 64	104	H	Denver	70 71						
				88	A	UC Davi s	45 68	277	H	Utah Val ley	60 59						
				99	A	UC Irvi ne	58 75										
				173	H	San Di ego	69 59										

Non-Div I Games:

Southern Utah

Average RPI Win:	295	WON-LOST	WINNING	LAST 10	STRENGTH OF	OPP. STRENGTH	TEAM	ADJ.	CONF.	ADJ CONF.
Average RPI Loss:	137	RECORD	PCT. RANK	GAMES	SCHEDULE	OF SCHEDULE	RPI	RPI	RPI	RPI
DIV. I ONLY	3- 8	264	0- 1	106	308	245	245	16	16	
DIV. I NON-CONF.	3- 8	264	0- 1	106	308	245	245	16	16	

TOTALS	RPI 1-25	RPI 26-50	W-L RECORDS	RPI 51-100	RPI 101-150	RPI 150+				
3- 8	0- 0	0- 1	OVERALL	0- 1	0- 4	3- 2				
2- 3	0- 0	0- 1	HOME	0- 0	0- 1	2- 1				
1- 4	0- 0	0- 0	AWAY	0- 0	0- 3	1- 1				
0- 1	0- 0	0- 0	NEUTRAL	0- 1	0- 0	0- 0				
3- 8	0- 0	0- 1	NON-CONFERENCE	0- 1	0- 4	3- 2				
2- 3	0- 0	0- 1	HOME	0- 0	0- 1	2- 1				
1- 4	0- 0	0- 0	AWAY	0- 0	0- 3	1- 1				
0- 1	0- 0	0- 0	NEUTRAL	0- 1	0- 0	0- 0				
0- 0	0- 0	0- 0	CONFERENCE	0- 0	0- 0	0- 0				
0- 0	0- 0	0- 0	HOME	0- 0	0- 0	0- 0				
0- 0	0- 0	0- 0	AWAY	0- 0	0- 0	0- 0				
0- 0	0- 0	0- 0	NEUTRAL	0- 0	0- 0	0- 0				

RPI 1-25				RPI 26-50				RPI 51-100				RPI 101+				Team's RPI: 245
RPI	S	Opponent	Score	RPI	S	Opponent	Score	RPI	S	Opponent	Score	RPI	S	Opponent	Score	
				41	H	Bucknel I	46 77	72	N	Ohio	53 70	104	A	Denver	62 76	
												105	A	Penn St.	65 80	
												138	A	Georgi a	40 67	
												143	H	Kent St.	64 76	
												235	A	Akron	58 67	
												257	H	Hofstra	59 67	
												266	H	Si ena	74 58	
												291	A	Ni agara	76 48	
												329	H	Cani si us	100 94	
LAST 12 Division I GAMES:																
143	H	Kent St.	64 76	105	A	Penn St.	65 80									
257	H	Hofstra	59 67	266	H	Si ena	74 58									
329	H	Cani si us	100 94	235	A	Akron	58 67									
138	A	Georgi a	40 67	41	H	Bucknel I	46 77									
291	A	Ni agara	76 48	104	A	Denver	62 76									
				72	N	Ohio	53 70									

Non-Div I Games:

St. Bonaventure

Average RPI Win:	288	WON-LOST	WINNING	LAST 10	STRENGTH OF	OPP. STRENGTH	TEAM	ADJ.	CONF.	ADJ CONF.
Average RPI Loss:	258	RECORD	PCT. RANK	GAMES	SCHEDULE	OF SCHEDULE	RPI	RPI	RPI	RPI

DIV. I ONLY	5- 4	141	0- 1	337	299	287	287	31	31
DIV. I NON-CONF.	5- 4	141	0- 1	337	299	287	287	31	31
TOTALS	RPI 1-25	RPI 26-50	W-L RECORDS	RPI 51-100	RPI 101-150	RPI 150+			
5- 4	0- 0	0- 0	OVERALL	0- 0	0- 1	5- 3			
2- 1	0- 0	0- 0	HOME	0- 0	0- 0	2- 1			
2- 2	0- 0	0- 0	AWAY	0- 0	0- 1	2- 1			
1- 1	0- 0	0- 0	NEUTRAL	0- 0	0- 0	1- 1			
5- 4	0- 0	0- 0	NON-CONFERENCE	0- 0	0- 1	5- 3			
2- 1	0- 0	0- 0	HOME	0- 0	0- 0	2- 1			
2- 2	0- 0	0- 0	AWAY	0- 0	0- 1	2- 1			
1- 1	0- 0	0- 0	NEUTRAL	0- 0	0- 0	1- 1			
0- 0	0- 0	0- 0	CONFERENCE	0- 0	0- 0	0- 0			
0- 0	0- 0	0- 0	HOME	0- 0	0- 0	0- 0			
0- 0	0- 0	0- 0	AWAY	0- 0	0- 0	0- 0			
0- 0	0- 0	0- 0	NEUTRAL	0- 0	0- 0	0- 0			

RPI 1-25	RPI 26-50	RPI 51-100	RPI 101+	Team's RPI: 287
RPI S Opponent Score	RPI S Opponent Score	RPI S Opponent Score	RPI S Opponent Score	
			101 A Seton Hall 77 100	
			170 A Morehead St. 101 94	
			282 H Saint Peter's 74 70	
			304 N Valparaiso 76 78	
			309 A Army West Point 57 69	
			319 H Albany (NY) 60 67	
			323 A Loyola Maryland 75 70	
			327 N Chicago St. 110 73	
			340 H Manhattan 73 65	
LAST 12 Division I GAMES:				
319 H Albany (NY) 60 67	323 A Loyola Maryland 75 70			
282 H Saint Peter's 74 70	309 A Army West Point 57 69			
340 H Manhattan 73 65	101 A Seton Hall 77 100			
	170 A Morehead St. 101 94			
	304 N Valparaiso 76 78			
	327 N Chicago St. 110 73			

Non-Div I Games: Mercy 102 51

St. Francis Brooklyn

Average RPI	Win:	236	WON-LOST	WINNING	LAST 10	STRENGTH OF	OPP. STRENGTH	TEAM	ADJ.	CONF.	ADJ CONF.
Average RPI	Loss:	28	RECORD	PCT. RANK	GAMES	SCHEDULE	OF SCHEDULE	RPI	RPI	RPI	RPI
DIV. I ONLY		7- 3		86	1- 0	182	66	84	84	4	4
DIV. I NON-CONF.		7- 3		86	1- 0	182	66	84	84	4	4

TOTALS	RPI 1-25		RPI 26-50		W-L RECORDS	RPI 51-100		RPI 101-150		RPI 150+	
7- 3	0- 2		0- 0		OVERALL	1- 1		1- 0		5- 0	
2- 1	0- 1		0- 0		HOME	0- 0		1- 0		1- 0	
3- 1	0- 0		0- 0		AWAY	0- 1		0- 0		3- 0	
2- 1	0- 1		0- 0		NEUTRAL	1- 0		0- 0		1- 0	
7- 3	0- 2		0- 0		NON-CONFERENCE	1- 1		1- 0		5- 0	
2- 1	0- 1		0- 0		HOME	0- 0		1- 0		1- 0	
3- 1	0- 0		0- 0		AWAY	0- 1		0- 0		3- 0	
2- 1	0- 1		0- 0		NEUTRAL	1- 0		0- 0		1- 0	
0- 0	0- 0		0- 0		CONFERENCE	0- 0		0- 0		0- 0	
0- 0	0- 0		0- 0		HOME	0- 0		0- 0		0- 0	
0- 0	0- 0		0- 0		AWAY	0- 0		0- 0		0- 0	
0- 0	0- 0		0- 0		NEUTRAL	0- 0		0- 0		0- 0	

RPI 1-25				RPI 26-50				RPI 51-100				RPI 101+			
RPI	S	Opponent	Score	RPI	S	Opponent	Score	RPI	S	Opponent	Score	RPI	S	Opponent	Score
2	N	UConn	55 65					64	A	Wake Forest	59 64	126	H	Yale	56 52
19	H	Florida St.	53 57					96	N	Purdue	68 62	234	N	Ole Miss	64 59
												249	A	Iona	61 35
												294	A	La Salle	83 57
												309	A	Army West Point	60 49
												342	H	Delaware St.	82 44

LAST 12 Division I GAMES:															
294	A	La Salle	83 57	234	N	Ole Miss	64 59								
19	H	Florida St.	53 57	2	N	UConn	55 65								
126	H	Yale	56 52	96	N	Purdue	68 62								
64	A	Wake Forest	59 64	309	A	Army West Point	60 49								
342	H	Delaware St.	82 44	249	A	Iona	61 35								

Non-Div I Games:

St. John's (NY)

Average RPI Win: 131

Average RPI Loss: 20

WON-LOST
RECORDWINNING
PCT. RANKLAST 10
GAMESSTRENGTH OF
SCHEDULEOPP. STRENGTH
OF SCHEDULETEAM
RPIADJ.
RPICONF.
RPIADJ CONF.
RPIDIV. I ONLY
DIV. I NON-CONF.8- 1
8- 125
251- 0
1- 017
17126
1267
77
72
22
2

TOTALS

RPI 1-25

RPI 26-50

W-L RECORDS

RPI 51-100

RPI 101-150

RPI 150+

8- 1 2- 1
4- 0 1- 0
2- 1 1- 1
2- 0 0- 00- 0
0- 0
0- 0
0- 0OVERALL
HOME
AWAY
NEUTRAL2- 0
1- 0
0- 0
1- 00- 0
0- 0
0- 0
0- 04- 0
2- 0
1- 0
1- 08- 1 2- 1
4- 0 1- 0
2- 1 1- 1
2- 0 0- 00- 0
0- 0
0- 0
0- 0NON-CONFERENCE
HOME
AWAY
NEUTRAL2- 0
1- 0
0- 0
1- 00- 0
0- 0
0- 0
0- 04- 0
2- 0
1- 0
1- 00- 0 0- 0
0- 0 0- 0
0- 0 0- 0
0- 0 0- 00- 0
0- 0
0- 0
0- 0CONFERENCE
HOME
AWAY
NEUTRAL0- 0
0- 0
0- 0
0- 00- 0
0- 0
0- 0
0- 00- 0
0- 0
0- 0
0- 0

RPI 1-25 Team's RPI: 7

RPI	S	Opponent	Score
11	H	Bayl or	68 63
20	A	Gonzaga	73 79
22	A	Tennessee	95 85

RPI 26-50

RPI	S	Opponent	Score
-----	---	----------	-------

RPI 51-100

RPI	S	Opponent	Score
81	N	FGCU	88 65
88	H	UC Davi s	71 43

RPI 101+

RPI	S	Opponent	Score
151	N	Ameri can	71 49
181	H	Idaho	115 71
239	H	San Franci sco	96 62
278	A	Hawai i	81 59

LAST 12 Division I GAMES:

11	H	Bayl or	68 63	22	A	Tennessee	95 85
20	A	Gonzaga	73 79	181	H	Idaho	115 71
278	A	Hawai i	81 59	88	H	UC Davi s	71 43
151	N	Ameri can	71 49				
81	N	FGCU	88 65				
239	H	San Franci sco	96 62				

Stanford

Stanford

Non-Div I Games:

Stanford

Average RPI Win:	0	WON-LOST	WINNING	LAST 10	STRENGTH OF	OPP. STRENGTH	TEAM	ADJ.	CONF.	ADJ CONF.
Average RPI Loss:	105	RECORD	PCT. RANK	GAMES	SCHEDULE	OF SCHEDULE	RPI	RPI	RPI	RPI
DIV. I ONLY	0- 8	330	0- 1	22	149	238	238	27	27	
DIV. I NON-CONF.	0- 8	330	0- 1	22	149	238	238	27	27	

TOTALS	RPI 1-25	RPI 26-50	W-L RECORDS	RPI 51-100	RPI 101-150	RPI 150+				
0- 8	0- 2	0- 0	OVERALL	0- 2	0- 2	0- 2				
0- 1	0- 1	0- 0	HOME	0- 0	0- 0	0- 0				
0- 4	0- 1	0- 0	AWAY	0- 1	0- 1	0- 1				
0- 3	0- 0	0- 0	NEUTRAL	0- 1	0- 1	0- 1				
0- 8	0- 2	0- 0	NON-CONFERENCE	0- 2	0- 2	0- 2				
0- 1	0- 1	0- 0	HOME	0- 0	0- 0	0- 0				
0- 4	0- 1	0- 0	AWAY	0- 1	0- 1	0- 1				
0- 3	0- 0	0- 0	NEUTRAL	0- 1	0- 1	0- 1				
0- 0	0- 0	0- 0	CONFERENCE	0- 0	0- 0	0- 0				
0- 0	0- 0	0- 0	HOME	0- 0	0- 0	0- 0				
0- 0	0- 0	0- 0	AWAY	0- 0	0- 0	0- 0				
0- 0	0- 0	0- 0	NEUTRAL	0- 0	0- 0	0- 0				

RPI 1-25				RPI 26-50				RPI 51-100				RPI 101+				Team's RPI: 238
RPI	S	Opponent	Score	RPI	S	Opponent	Score	RPI	S	Opponent	Score	RPI	S	Opponent	Score	
15	H	UCF	55 78					73	A	Texas	46 65	108	N	Wright St.	44 57	
22	A	Tennessee	55 65					92	N	Marist	69 76	113	A	Al abama	47 59	
												162	A	Tul sa	54 55	
												257	N	Hofstra	50 53	
LAST 12 Division I GAMES:																
108	N	Wright St.	44 57	73	A	Texas	46 65	22	A	Tennessee	55 65	113	A	Al abama	47 59	
92	N	Marist	69 76	22	A	Tennessee	55 65	113	A	Al abama	47 59	257	N	Hofstra	50 53	
15	H	UCF	55 78													
162	A	Tul sa	54 55													

Non-Div I Games: Webber Int'l 80 52

Stetson

Average RPI Win:	259	WON-LOST	WINNING	LAST 10	STRENGTH OF	OPP. STRENGTH	TEAM	ADJ.	CONF.	ADJ CONF.
Average RPI Loss:	54	RECORD	PCT. RANK	GAMES	SCHEDULE	OF SCHEDULE	RPI	RPI	RPI	RPI
DIV. I ONLY	9- 2	39	0- 1	290	206	109	109	23	23	
DIV. I NON-CONF.	9- 2	39	0- 1	290	206	109	109	23	23	

TOTALS	RPI 1-25	RPI 26-50	W-L RECORDS	RPI 51-100	RPI 101-150	RPI 150+				
9- 2	0- 0	0- 1	OVERALL	0- 1	1- 0	8- 0				
5- 0	0- 0	0- 0	HOME	0- 0	0- 0	5- 0				
4- 2	0- 0	0- 1	AWAY	0- 1	1- 0	3- 0				
0- 0	0- 0	0- 0	NEUTRAL	0- 0	0- 0	0- 0				
9- 2	0- 0	0- 1	NON-CONFERENCE	0- 1	1- 0	8- 0				
5- 0	0- 0	0- 0	HOME	0- 0	0- 0	5- 0				
4- 2	0- 0	0- 1	AWAY	0- 1	1- 0	3- 0				
0- 0	0- 0	0- 0	NEUTRAL	0- 0	0- 0	0- 0				
0- 0	0- 0	0- 0	CONFERENCE	0- 0	0- 0	0- 0				
0- 0	0- 0	0- 0	HOME	0- 0	0- 0	0- 0				
0- 0	0- 0	0- 0	AWAY	0- 0	0- 0	0- 0				
0- 0	0- 0	0- 0	NEUTRAL	0- 0	0- 0	0- 0				

RPI 1-25				RPI 26-50				RPI 51-100				RPI 101+ Team's RPI: 109			
RPI	S	Opponent	Score	RPI	S	Opponent	Score	RPI	S	Opponent	Score	RPI	S	Opponent	Score
				45	A	Toledo	48 80	63	A	Rutgers	47 61	105	A	Penn St.	81 70
												214	A	Sacred Heart	73 58
												231	H	Ga. Southern	72 43
												249	A	Iona	53 51
												257	H	Hofstra	77 49
												260	H	Cornell	63 61
												334	H	Wagner	70 45
												340	A	Manhattan	79 48
												343	H	Fairleigh Dickinson	63 49

LAST 12 Division I GAMES:															
				45	A	Toledo	48 80	249	A	Iona	53 51				
				334	H	Wagner	70 45	343	H	Fairleigh Dickinson	63 49				
				340	A	Manhattan	79 48	214	A	Sacred Heart	73 58				
				257	H	Hofstra	77 49	260	H	Cornell	63 61				
				63	A	Rutgers	47 61	105	A	Penn St.	81 70				
								231	H	Ga. Southern	72 43				

Non-Div I Games: SUNY New Paltz 87 50

Stony Brook

Average RPI Win: 147		WON-LOST	WINNING	LAST 10	STRENGTH OF		OPP. STRENGTH	TEAM	ADJ.	CONF.	ADJ CONF.
Average RPI Loss: 19		RECORD	PCT. RANK	GAMES	SCHEDULE		OF SCHEDULE	RPI	RPI	RPI	RPI
DIV. I ONLY		9- 2	39	1- 0	31		141	12	12	1	1
DIV. I NON-CONF.		9- 2	39	1- 0	31		141	12	12	1	1

TOTALS		RPI 1-25		RPI 26-50	W-L RECORDS		RPI 51-100	RPI 101-150		RPI 150+	
9- 2		0- 1		2- 1	OVERALL		2- 0	1- 0		4- 0	
6- 0		0- 0		1- 0	HOME		1- 0	0- 0		4- 0	
0- 2		0- 1		0- 1	AWAY		0- 0	0- 0		0- 0	
3- 0		0- 0		1- 0	NEUTRAL		1- 0	1- 0		0- 0	
9- 2		0- 1		2- 1	NON-CONFERENCE		2- 0	1- 0		4- 0	
6- 0		0- 0		1- 0	HOME		1- 0	0- 0		4- 0	
0- 2		0- 1		0- 1	AWAY		0- 0	0- 0		0- 0	
3- 0		0- 0		1- 0	NEUTRAL		1- 0	1- 0		0- 0	
0- 0		0- 0		0- 0	CONFERENCE		0- 0	0- 0		0- 0	
0- 0		0- 0		0- 0	HOME		0- 0	0- 0		0- 0	
0- 0		0- 0		0- 0	AWAY		0- 0	0- 0		0- 0	
0- 0		0- 0		0- 0	NEUTRAL		0- 0	0- 0		0- 0	

RPI	S	Opponent	Score	RPI	S	Opponent	Score	RPI	S	Opponent	Score	RPI	S	Opponent	Score
4	A	Oregon	73 75	34	A	Minnesota	68 72	52	H	Texas A&M	75 65	125	N	Princeton	92 61
				41	H	Bucknell	70 56	87	N	Kansas St.	70 61	179	H	North Dakota	85 49
				47	N	DePaul	83 81					191	H	Towson	98 55
												291	H	Niagara	94 45
												311	H	UMES	96 51

LAST 12 Division I GAMES:															
291	H	Niagara	94 45	34	A	Minnesota	68 72	47	N	DePaul	83 81	125	N	Princeton	92 61
311	H	UMES	96 51	41	H	Bucknell	70 56	52	H	Texas A&M	75 65				
191	H	Towson	98 55												
4	A	Oregon	73 75												
179	H	North Dakota	85 49												

Non-Div I Games:

Syracuse

T
C
U

TCU				Through Games Of Dec. 18, 2018							
Average RPI	Win:	181	WON-LOST	WINNING	LAST 10	STRENGTH OF	OPP. STRENGTH	TEAM	ADJ.	CONF.	ADJ CONF.
Average RPI	Loss:	70	RECORD	PCT. RANK	GAMES	SCHEDULE	OF SCHEDULE	RPI	RPI	RPI	RPI
DIV. I ONLY			8- 1	25	1- 0	256	40	61	61	6	6
DIV. I NON-CONF.			8- 1	25	1- 0	256	40	61	61	6	6

TOTALS		RPI 1-25	RPI 26-50		W-L RECORDS		RPI 51-100		RPI 101-150		RPI 150+
8- 1		0- 0	1- 0		OVERALL		0- 1		2- 0		5- 0
6- 0		0- 0	1- 0		HOME		0- 0		2- 0		3- 0
2- 0		0- 0	0- 0		AWAY		0- 0		0- 0		2- 0
0- 1		0- 0	0- 0		NEUTRAL		0- 1		0- 0		0- 0
8- 1		0- 0	1- 0		NON-CONFERENCE		0- 1		2- 0		5- 0
6- 0		0- 0	1- 0		HOME		0- 0		2- 0		3- 0
2- 0		0- 0	0- 0		AWAY		0- 0		0- 0		2- 0
0- 1		0- 0	0- 0		NEUTRAL		0- 1		0- 0		0- 0
0- 0		0- 0	0- 0		CONFERENCE		0- 0		0- 0		0- 0
0- 0		0- 0	0- 0		HOME		0- 0		0- 0		0- 0
0- 0		0- 0	0- 0		AWAY		0- 0		0- 0		0- 0
0- 0		0- 0	0- 0		NEUTRAL		0- 0		0- 0		0- 0

T
C
U

RPI 1-25				RPI 26-50				RPI 51-100 Team's RPI: 61				RPI 101+			
RPI	S	Opponent	Score	RPI	S	Opponent	Score	RPI	S	Opponent	Score	RPI	S	Opponent	Score
				50	H	Duquesne	61 48	70	N	BYU	58 61	110	H	Southern U.	69 40
												122	H	Montana St.	71 49
												159	A	San Diego St.	81 64
												196	H	SMU	65 63
												234	A	Ole Miss	55 50
												269	H	Mississippi Val.	96 47
												309	H	Army West Point	63 38

LAST 12 Division I GAMES:															
				110	H	Southern U.	69 40	159	A	San Diego St.	81 64				
				122	H	Montana St.	71 49	70	N	BYU	58 61				
				309	H	Army West Point	63 38	196	H	SMU	65 63				
				234	A	Ole Miss	55 50	269	H	Mississippi Val.	96 47				
								50	H	Duquesne	61 48				

Non-Div I Games:

TCU

Average RPI Win:	298	WON-LOST	WINNING	LAST 10	STRENGTH OF	OPP. STRENGTH	TEAM	ADJ.	CONF.	ADJ CONF.
Average RPI Loss:	93	RECORD	PCT. RANK	GAMES	SCHEDULE	OF SCHEDULE	RPI	RPI	RPI	RPI
DIV. I ONLY	3- 6	236	0- 1	224	107	227	227	8	8	
DIV. I NON-CONF.	3- 6	236	0- 1	224	107	227	227	8	8	

TOTALS	RPI 1-25	RPI 26-50	W-L RECORDS	RPI 51-100	RPI 101-150	RPI 150+				
3- 6	0- 0	0- 3	OVERALL	0- 1	0- 1	3- 1				
2- 0	0- 0	0- 0	HOME	0- 0	0- 0	2- 0				
1- 5	0- 0	0- 3	AWAY	0- 1	0- 0	1- 1				
0- 1	0- 0	0- 0	NEUTRAL	0- 0	0- 1	0- 0				
3- 6	0- 0	0- 3	NON-CONFERENCE	0- 1	0- 1	3- 1				
2- 0	0- 0	0- 0	HOME	0- 0	0- 0	2- 0				
1- 5	0- 0	0- 3	AWAY	0- 1	0- 0	1- 1				
0- 1	0- 0	0- 0	NEUTRAL	0- 0	0- 1	0- 0				
0- 0	0- 0	0- 0	CONFERENCE	0- 0	0- 0	0- 0				
0- 0	0- 0	0- 0	HOME	0- 0	0- 0	0- 0				
0- 0	0- 0	0- 0	AWAY	0- 0	0- 0	0- 0				
0- 0	0- 0	0- 0	NEUTRAL	0- 0	0- 0	0- 0				

RPI 1-25				RPI 26-50				RPI 51-100				RPI 101+				Team's RPI: 227	
RPI	S	Opponent	Score	RPI	S	Opponent	Score	RPI	S	Opponent	Score	RPI	S	Opponent	Score		
				27	A	Mi ami (FL)	61 73	92	A	Marist	68 74	127	N	Radford	50 56		
				33	A	Vi l l anova	68 76					234	A	Ole Mi ss	55 62		
				47	A	DePaul	88 102					249	H	Iona	59 39		
												303	A	Sai nt Joseph' s	58 52		
												342	H	Del aware St.	75 61		

Team's RPI: 227																	
LAST 12 Division I GAMES:																	
				249	H	Iona	59 39	33	A	Vi l l anova	68 76						
				47	A	DePaul	88 102	303	A	Sai nt Joseph' s	58 52						
				27	A	Mi ami (FL)	61 73	342	H	Del aware St.	75 61						
				127	N	Radford	50 56										
				92	A	Marist	68 74										
				234	A	Ole Mi ss	55 62										

Non-Div I Games:

Temple

Tennessee

T
e
n
n
e
s
s
e
e

Tennessee

Average RPI Win:	0	WON-LOST	WINNING	LAST 10	STRENGTH OF	OPP. STRENGTH	TEAM	ADJ.	CONF.	ADJ CONF.
Average RPI Loss:	162	RECORD	PCT. RANK	GAMES	SCHEDULE	OF SCHEDULE	RPI	RPI	RPI	RPI
DIV. I ONLY	0- 11	330	0- 1	68	276	299	299	21	21	
DIV. I NON-CONF.	0- 11	330	0- 1	68	276	299	299	21	21	

TOTALS	RPI 1-25	RPI 26-50	W-L RECORDS	RPI 51-100	RPI 101-150	RPI 150+				
0- 11	0- 1	0- 2	OVERALL	0- 0	0- 3	0- 5				
0- 1	0- 0	0- 0	HOME	0- 0	0- 1	0- 0				
0- 7	0- 1	0- 1	AWAY	0- 0	0- 0	0- 5				
0- 3	0- 0	0- 1	NEUTRAL	0- 0	0- 2	0- 0				
0- 11	0- 1	0- 2	NON-CONFERENCE	0- 0	0- 3	0- 5				
0- 1	0- 0	0- 0	HOME	0- 0	0- 1	0- 0				
0- 7	0- 1	0- 1	AWAY	0- 0	0- 0	0- 5				
0- 3	0- 0	0- 1	NEUTRAL	0- 0	0- 2	0- 0				
0- 0	0- 0	0- 0	CONFERENCE	0- 0	0- 0	0- 0				
0- 0	0- 0	0- 0	HOME	0- 0	0- 0	0- 0				
0- 0	0- 0	0- 0	AWAY	0- 0	0- 0	0- 0				
0- 0	0- 0	0- 0	NEUTRAL	0- 0	0- 0	0- 0				

RPI 1-25				RPI 26-50				RPI 51-100				RPI 101+ Team's RPI: 299			
RPI	S	Opponent	Score	RPI	S	Opponent	Score	RPI	S	Opponent	Score	RPI	S	Opponent	Score
9	A	Louisville	52 107	46	N	Arkansas	55 79					115	N	Pittsburgh	56 78
				47	A	DePaul	73 95					144	N	Wisconsin	53 58
												150	H	South Alabama	56 78
												168	A	Vanderbilt	63 89
												213	A	Troy	67 92
												262	A	Alabama A&M	57 67
												300	A	Marshall	59 80
												332	A	Lipscomb	62 64

LAST 12 Division I GAMES:															
				47	A	DePaul	73 95	300	A	Marshall	59 80				
				168	A	Vanderbilt	63 89	9	A	Louisville	52 107				
				213	A	Troy	67 92	150	H	South Alabama	56 78				
				262	A	Alabama A&M	57 67	115	N	Pittsburgh	56 78				
				332	A	Lipscomb	62 64	144	N	Wisconsin	53 58				
								46	N	Arkansas	55 79				

Non-Div I Games:

Tennessee St.

Average RPI	Win:	229	WON-LOST	WINNING	LAST 10	STRENGTH OF	OPP. STRENGTH	TEAM	ADJ.	CONF.	ADJ CONF.
Average RPI	Loss:	55	RECORD	PCT. RANK	GAMES	SCHEDULE	OF SCHEDULE	RPI	RPI	RPI	RPI
DIV. I ONLY		5- 3		118	1- 0	100	169	71	71	21	21
DIV. I NON-CONF.		5- 3		118	1- 0	100	169	71	71	21	21

TOTALS	RPI 1-25		RPI 26-50		W-L RECORDS	RPI 51-100		RPI 101-150		RPI 150+	
5- 3	0- 1		0- 1		OVERALL	1- 1		0- 0		4- 0	
3- 0	0- 0		0- 0		HOME	1- 0		0- 0		2- 0	
2- 2	0- 0		0- 1		AWAY	0- 1		0- 0		2- 0	
0- 1	0- 1		0- 0		NEUTRAL	0- 0		0- 0		0- 0	
5- 3	0- 1		0- 1		NON-CONFERENCE	1- 1		0- 0		4- 0	
3- 0	0- 0		0- 0		HOME	1- 0		0- 0		2- 0	
2- 2	0- 0		0- 1		AWAY	0- 1		0- 0		2- 0	
0- 1	0- 1		0- 0		NEUTRAL	0- 0		0- 0		0- 0	
0- 0	0- 0		0- 0		CONFERENCE	0- 0		0- 0		0- 0	
0- 0	0- 0		0- 0		HOME	0- 0		0- 0		0- 0	
0- 0	0- 0		0- 0		AWAY	0- 0		0- 0		0- 0	
0- 0	0- 0		0- 0		NEUTRAL	0- 0		0- 0		0- 0	

RPI 1-25				RPI 26-50				RPI 51-100				RPI 101+			
RPI	S	Opponent	Score	RPI	S	Opponent	Score	RPI	S	Opponent	Score	RPI	S	Opponent	Score
21	N	Old Dominion	73 80	46	A	Arkansas	42 65	56	H	Middle Tenn.	68 64	186	H	UNC Asheville	60 53
								98	A	Xavier	60 70	243	A	Wichita St.	55 45
												313	H	Western Caro.	77 58
												346	A	Charleston So.	77 55

LAST 12 Division I GAMES:															
186	H	UNC Asheville	60 53	243	A	Wichita St.	55 45	21	N	Old Dominion	73 80	346	A	Charleston So.	77 55
46	A	Arkansas	42 65	313	H	Western Caro.	77 58	56	H	Middle Tenn.	68 64	98	A	Xavier	60 70

Non-Div I Games: Cumberland (TN) 88 55

Tennessee Tech

Average RPI Win:	175	WON-LOST	WINNING	LAST 10	STRENGTH OF	OPP. STRENGTH	TEAM	ADJ.	CONF.	ADJ CONF.
Average RPI Loss:	26	RECORD	PCT. RANK	GAMES	SCHEDULE	OF SCHEDULE	RPI	RPI	RPI	RPI
DIV. I ONLY	8- 2	46	1- 0	177	74	52	52	5	5	
DIV. I NON-CONF.	8- 2	46	1- 0	177	74	52	52	5	5	

TOTALS	RPI 1-25	RPI 26-50	W-L RECORDS	RPI 51-100	RPI 101-150	RPI 150+				
8- 2	0- 1	0- 1	OVERALL	1- 0	2- 0	5- 0				
4- 1	0- 0	0- 1	HOME	0- 0	1- 0	3- 0				
2- 1	0- 1	0- 0	AWAY	0- 0	1- 0	1- 0				
2- 0	0- 0	0- 0	NEUTRAL	1- 0	0- 0	1- 0				
8- 2	0- 1	0- 1	NON-CONFERENCE	1- 0	2- 0	5- 0				
4- 1	0- 0	0- 1	HOME	0- 0	1- 0	3- 0				
2- 1	0- 1	0- 0	AWAY	0- 0	1- 0	1- 0				
2- 0	0- 0	0- 0	NEUTRAL	1- 0	0- 0	1- 0				
0- 0	0- 0	0- 0	CONFERENCE	0- 0	0- 0	0- 0				
0- 0	0- 0	0- 0	HOME	0- 0	0- 0	0- 0				
0- 0	0- 0	0- 0	AWAY	0- 0	0- 0	0- 0				
0- 0	0- 0	0- 0	NEUTRAL	0- 0	0- 0	0- 0				

RPI 1-25				RPI 26-50				RPI 51-100				Team's RPI: 52				RPI 101+			
RPI	S	Opponent	Score	RPI	S	Opponent	Score	RPI	S	Opponent	Score	RPI	S	Opponent	Score	RPI	S	Opponent	Score
12	A	Syracuse	65 75	40	H	Lamar University	68 74	100	N	Oregon St.	76 70	129	A	Houston	68 52	133	H	Rice	65 54
												156	A	Little Rock	61 40	171	H	Arkansas St.	97 56
												185	N	UC Riverside	70 63	217	H	Jacksonville	73 53
												312	H	Central Ark.	84 27				
LAST 12 Division I GAMES:																			
312	H	Central Ark.	84 27	100	N	Oregon St.	76 70	185	N	UC Riverside	70 63	217	H	Jacksonville	73 53	133	H	Rice	65 54
129	A	Houston	68 52	40	H	Lamar University	68 74	171	H	Arkansas St.	97 56	156	A	Little Rock	61 40	12	A	Syracuse	65 75

Non-Div I Games:

Texas A&M

Average RPI Win: 340		WON-LOST	WINNING	LAST 10	STRENGTH OF		OPP. STRENGTH	TEAM	ADJ.	CONF.	ADJ CONF.
Average RPI Loss: 99		RECORD	PCT. RANK	GAMES	SCHEDULE		OF SCHEDULE	RPI	RPI	RPI	RPI
DIV. I ONLY		2- 6	267	0- 1	121		295	212	212	28	28
DIV. I NON-CONF.		2- 6	267	0- 1	121		295	212	212	28	28

TOTALS		RPI 1-25		RPI 26-50	W-L RECORDS		RPI 51-100	RPI 101-150		RPI 150+	
2- 6		0- 0		0- 2	OVERALL		0- 1	0- 2		2- 1	
0- 0		0- 0		0- 0	HOME		0- 0	0- 0		0- 0	
2- 4		0- 0		0- 2	AWAY		0- 1	0- 1		2- 0	
0- 2		0- 0		0- 0	NEUTRAL		0- 0	0- 1		0- 1	
2- 6		0- 0		0- 2	NON-CONFERENCE		0- 1	0- 2		2- 1	
0- 0		0- 0		0- 0	HOME		0- 0	0- 0		0- 0	
2- 4		0- 0		0- 2	AWAY		0- 1	0- 1		2- 0	
0- 2		0- 0		0- 0	NEUTRAL		0- 0	0- 1		0- 1	
0- 0		0- 0		0- 0	CONFERENCE		0- 0	0- 0		0- 0	
0- 0		0- 0		0- 0	HOME		0- 0	0- 0		0- 0	
0- 0		0- 0		0- 0	AWAY		0- 0	0- 0		0- 0	
0- 0		0- 0		0- 0	NEUTRAL		0- 0	0- 0		0- 0	

RPI 1-25				RPI 26-50				RPI 51-100				RPI 101+ Team's RPI: 212			
RPI	S	Opponent	Score	RPI	S	Opponent	Score	RPI	S	Opponent	Score	RPI	S	Opponent	Score
				28	A	Michigan St.	45 91	91	A	SFA	55 74	133	A	Rice	71 76
				38	A	Tulane	56 62					136	N	Abilene Christian	39 81
												165	N	Nicholls St.	57 58
												335	A	UTRGV	69 55
												344	A	Savannah St.	65 41
LAST 12 Division I GAMES:															
				165	N	Nicholls St.	57 58	91	A	SFA	55 74				
				136	N	Abilene Christian	39 81	335	A	UTRGV	69 55				
				133	A	Rice	71 76	28	A	Michigan St.	45 91				
				38	A	Tulane	56 62	344	A	Savannah St.	65 41				

Non-Div I Games: Paul Quinn 83 54

Texas Southern

Average RPI Win: 254

Average RPI Loss: 101

WON-LOST
RECORDWINNING
PCT. RANKLAST 10
GAMESSTRENGTH OF
SCHEDULEOPP. STRENGTH
OF SCHEDULETEAM
RPIADJ.
RPICONF.
RPIADJ CONF.
RPIDIV. I ONLY
DIV. I NON-CONF.3- 5
3- 5226
2260- 1
0- 1114
114187
187175
175175
17519
1919
19

TOTALS

RPI 1-25

RPI 26-50

W-L RECORDS

RPI 51-100

RPI 101-150

RPI 150+

3- 5 0- 1
1- 2 0- 0
2- 3 0- 1
0- 0 0- 00- 0
0- 0
0- 0
0- 0OVERALL
HOME
AWAY
NEUTRAL0- 1
0- 0
0- 1
0- 00- 2
0- 1
0- 1
0- 03- 1
1- 1
2- 0
0- 03- 5 0- 1
1- 2 0- 0
2- 3 0- 1
0- 0 0- 00- 0
0- 0
0- 0
0- 0NON-CONFERENCE
HOME
AWAY
NEUTRAL0- 1
0- 0
0- 1
0- 00- 2
0- 1
0- 1
0- 03- 1
1- 1
2- 0
0- 00- 0 0- 0
0- 0 0- 0
0- 0 0- 0
0- 0 0- 00- 0
0- 0
0- 0
0- 0CONFERENCE
HOME
AWAY
NEUTRAL0- 0
0- 0
0- 0
0- 00- 0
0- 0
0- 0
0- 00- 0
0- 0
0- 0
0- 0

RPI 1-25

RPI 26-50

RPI 51-100

RPI 101+

Team's RPI: 175

RPI S Opponent Score
23 A New Mexico 51 82

RPI S Opponent Score

RPI S Opponent Score
79 A Missouri 50 69RPI S Opponent Score
122 H Montana St. 59 67
131 A Oklahoma St. 55 66
152 H Oral Roberts 64 81
165 H Nicholls St. 72 67
274 A UTSA 68 60
324 A A&M-Corpus Christi 60 53

LAST 12 Division I GAMES:

122 H Montana St. 59 67
165 H Nicholls St. 72 6779 A Missouri 50 69
131 A Oklahoma St. 55 66
324 A A&M-Corpus Christi 60 53
152 H Oral Roberts 64 81
274 A UTSA 68 60
23 A New Mexico 51 82

Non-Div I Games:

UNKNOWN

92 39

Texas St.

Average RPI Win:	215	WON-LOST	WINNING	LAST 10	STRENGTH OF	OPP. STRENGTH	TEAM	ADJ.	CONF.	ADJ CONF.
Average RPI Loss:	185	RECORD	PCT. RANK	GAMES	SCHEDULE	OF SCHEDULE	RPI	RPI	RPI	RPI
DIV. I ONLY	7- 2	57	1- 0	330	59	202	202	6	6	
DIV. I NON-CONF.	7- 2	57	1- 0	330	59	202	202	6	6	

TOTALS	RPI 1-25	RPI 26-50	W-L RECORDS	RPI 51-100	RPI 101-150	RPI 150+				
7- 2	0- 0	0- 0	OVERALL	1- 0	1- 0	5- 2				
6- 1	0- 0	0- 0	HOME	1- 0	1- 0	4- 1				
1- 1	0- 0	0- 0	AWAY	0- 0	0- 0	1- 1				
0- 0	0- 0	0- 0	NEUTRAL	0- 0	0- 0	0- 0				
7- 2	0- 0	0- 0	NON-CONFERENCE	1- 0	1- 0	5- 2				
6- 1	0- 0	0- 0	HOME	1- 0	1- 0	4- 1				
1- 1	0- 0	0- 0	AWAY	0- 0	0- 0	1- 1				
0- 0	0- 0	0- 0	NEUTRAL	0- 0	0- 0	0- 0				
0- 0	0- 0	0- 0	CONFERENCE	0- 0	0- 0	0- 0				
0- 0	0- 0	0- 0	HOME	0- 0	0- 0	0- 0				
0- 0	0- 0	0- 0	AWAY	0- 0	0- 0	0- 0				
0- 0	0- 0	0- 0	NEUTRAL	0- 0	0- 0	0- 0				

RPI 1-25				RPI 26-50				RPI 51-100				RPI 101+				Team's RPI: 202
RPI	S	Opponent	Score	RPI	S	Opponent	Score	RPI	S	Opponent	Score	RPI	S	Opponent	Score	
								91	H	SFA	77 69	110	H	Southern U.	76 58	
												181	H	Idaho	77 88	
												189	A	Florida	67 72	
												190	H	Jacksonville St.	71 58	
												192	A	Nevada	86 67	
												279	H	La. -Monroe	86 42	
												318	H	Houston Baptist	82 76	
												324	H	A&M-Corpus Christi	78 61	
LAST 12 Division I GAMES:																
110	H	Southern U.	76 58	181	H	Idaho	77 88	279	H	La. -Monroe	86 42	190	H	Jacksonville St.	71 58	
192	A	Nevada	86 67													
189	A	Florida	67 72													
91	H	SFA	77 69													
318	H	Houston Baptist	82 76													
324	H	A&M-Corpus Christi	78 61													

Non-Div I Games:

Texas Tech

Average RPI		Win: 182	WON-LOST RECORD	WINNING PCT. RANK	LAST 10 GAMES	STRENGTH OF SCHEDULE	OPP. STRENGTH OF SCHEDULE	TEAM RPI	ADJ. RPI	CONF. RPI	ADJ. CONF. RPI
Loss: 53											
DIV. I ONLY			7- 3	86	1- 0	135	33	45	45	10	10
DIV. I NON-CONF.			7- 3	86	1- 0	135	33	45	45	10	10
TOTALS		RPI 1-25		RPI 26-50		W-L RECORDS	RPI 51-100	RPI 101-150		RPI 150+	
7- 3	0- 1			2- 1		OVERALL	0- 0	1- 1		4- 0	
3- 1	0- 1			1- 0		HOME	0- 0	1- 0		1- 0	
4- 2	0- 0			1- 1		AWAY	0- 0	0- 1		3- 0	
0- 0	0- 0			0- 0		NEUTRAL	0- 0	0- 0		0- 0	
7- 3	0- 1			2- 1		NON-CONFERENCE	0- 0	1- 1		4- 0	
3- 1	0- 1			1- 0		HOME	0- 0	1- 0		1- 0	
4- 2	0- 0			1- 1		AWAY	0- 0	0- 1		3- 0	
0- 0	0- 0			0- 0		NEUTRAL	0- 0	0- 0		0- 0	
0- 0	0- 0			0- 0		CONFERENCE	0- 0	0- 0		0- 0	
0- 0	0- 0			0- 0		HOME	0- 0	0- 0		0- 0	
0- 0	0- 0			0- 0		AWAY	0- 0	0- 0		0- 0	
0- 0	0- 0			0- 0		NEUTRAL	0- 0	0- 0		0- 0	

RPI 1-25				
RPI	S	Opponent	Score	
1	H	Notre Dame	56	72

RPI 26-50			Team's RPI : 45	
RPI	S	Opponent	Score	
37	A	Maine	59	73
49	A	Belmont	78	69
50	H	Duquesne	65	52

RPI 51-100			
RPI	S	Opponent	Score

RPI 101+			
RPI	S	Opponent	Score
109	H	Stony Brook	80 48
120	A	Dayton	49 70
249	H	Iona	84 38
250	A	Memphis	58 48
261	A	Cleveland St.	65 60
304	A	Valparaiso	65 59

LAST 12 Division I GAMES:									
250	A	Memphis	58	48	109	H	Stony Brook	80	48
49	A	Belmont	78	69	1	H	Notre Dame	56	72
304	A	Valparaiso	65	59	261	A	Cleveland St.	65	60
120	A	Dayton	49	70	37	A	Maine	59	73
50	H	Duquesne	65	52					
249	H	Iona	84	38					

Non-Div I Games:

Tol edo

Average RPI Win:	280	WON-LOST	WINNING	LAST 10	STRENGTH OF	OPP. STRENGTH	TEAM	ADJ.	CONF.	ADJ CONF.
Average RPI Loss:	107	RECORD	PCT. RANK	GAMES	SCHEDULE	OF SCHEDULE	RPI	RPI	RPI	RPI

DIV. I ONLY	5- 4	141	1- 0	312	91	191	191	14	14
DIV. I NON-CONF.	5- 4	141	1- 0	312	91	191	191	14	14
TOTALS	RPI 1-25	RPI 26-50	W-L RECORDS	RPI 51-100	RPI 101-150	RPI 150+			
5- 4	0- 1	0- 0	OVERALL	0- 1	0- 1	5- 1			
3- 0	0- 0	0- 0	HOME	0- 0	0- 0	3- 0			
2- 4	0- 1	0- 0	AWAY	0- 1	0- 1	2- 1			
0- 0	0- 0	0- 0	NEUTRAL	0- 0	0- 0	0- 0			
5- 4	0- 1	0- 0	NON-CONFERENCE	0- 1	0- 1	5- 1			
3- 0	0- 0	0- 0	HOME	0- 0	0- 0	3- 0			
2- 4	0- 1	0- 0	AWAY	0- 1	0- 1	2- 1			
0- 0	0- 0	0- 0	NEUTRAL	0- 0	0- 0	0- 0			
0- 0	0- 0	0- 0	CONFERENCE	0- 0	0- 0	0- 0			
0- 0	0- 0	0- 0	HOME	0- 0	0- 0	0- 0			
0- 0	0- 0	0- 0	AWAY	0- 0	0- 0	0- 0			
0- 0	0- 0	0- 0	NEUTRAL	0- 0	0- 0	0- 0			

RPI S Opponent Score	RPI S Opponent Score	RPI S Opponent Score	RPI S Opponent Score
12 A Syracuse 55 98		64 A Wake Forest 53 60	135 A Mt. St. Mary's 78 87
			206 H Massachusetts 78 53
			215 A George Washington 63 76
			272 A UMBC 71 62
			294 H La Salle 92 68
			303 A Saint Joseph's 73 52
			323 H Loyola Maryland 62 57
LAST 12 Division I GAMES:			
272 A UMBC 71 62	303 A Saint Joseph's 73 52	12 A Syracuse 55 98	215 A George Washington 63 76
294 H La Salle 92 68	323 H Loyola Maryland 62 57	64 A Wake Forest 53 60	135 A Mt. St. Mary's 78 87

Non-Div I Games:

Towson

Average RPI Win:	257	WON-LOST	WINNING	LAST 10	STRENGTH OF	OPP. STRENGTH	TEAM	ADJ.	CONF.	ADJ CONF.
Average RPI Loss:	38	RECORD	PCT. RANK	GAMES	SCHEDULE	OF SCHEDULE	RPI	RPI	RPI	RPI
DIV. I ONLY	6- 2	67	0- 0	339	26	213	213	19	19	
DIV. I NON-CONF.	6- 2	67	0- 0	339	26	213	213	19	19	

TOTALS	RPI 1-25	RPI 26-50	W-L RECORDS	RPI 51-100	RPI 101-150	RPI 150+				
6- 2	0- 1	0- 0	OVERALL	0- 1	0- 0	6- 0				
3- 1	0- 0	0- 0	HOME	0- 1	0- 0	3- 0				
1- 1	0- 1	0- 0	AWAY	0- 0	0- 0	1- 0				
2- 0	0- 0	0- 0	NEUTRAL	0- 0	0- 0	2- 0				
6- 2	0- 1	0- 0	NON-CONFERENCE	0- 1	0- 0	6- 0				
3- 1	0- 0	0- 0	HOME	0- 1	0- 0	3- 0				
1- 1	0- 1	0- 0	AWAY	0- 0	0- 0	1- 0				
2- 0	0- 0	0- 0	NEUTRAL	0- 0	0- 0	2- 0				
0- 0	0- 0	0- 0	CONFERENCE	0- 0	0- 0	0- 0				
0- 0	0- 0	0- 0	HOME	0- 0	0- 0	0- 0				
0- 0	0- 0	0- 0	AWAY	0- 0	0- 0	0- 0				
0- 0	0- 0	0- 0	NEUTRAL	0- 0	0- 0	0- 0				

RPI 1-25				RPI 26-50				RPI 51-100				RPI 101+ Team's RPI: 213			
RPI	S	Opponent	Score	RPI	S	Opponent	Score	RPI	S	Opponent	Score	RPI	S	Opponent	Score
19	A	Florida St.	67 103					56	H	Middle Tenn.	64 67	198	N	Sam Houston St.	84 79
												225	H	Alabama St.	116 46
												253	H	Samford	72 52
												269	N	Mississippi Val.	75 54
												298	A	ETSU	84 66
												299	H	Tennessee St.	92 67

LAST 12 Division I GAMES:															
				56	H	Middle Tenn.	64 67	269	N	Mississippi Val.	75 54				
				225	H	Alabama St.	116 46	198	N	Sam Houston St.	84 79				
								298	A	ETSU	84 66				
								299	H	Tennessee St.	92 67				
								253	H	Samford	72 52				
								19	A	Florida St.	67 103				

Non-Div I Games: Talladega 91 70

Troy

T
u
l
a
n
e

Tulane					Through Games Of Dec. 18, 2018						
Average RPI	Win:	190	WON-LOST	WINNING	LAST 10	STRENGTH OF	OPP. STRENGTH	TEAM	ADJ.	CONF.	ADJ CONF.
Average RPI	Loss:	60	RECORD	PCT. RANK	GAMES	SCHEDULE	OF SCHEDULE	RPI	RPI	RPI	RPI
DIV. I ONLY	7- 2	57	0- 1	110	71	38	38	8	8		
DIV. I NON-CONF.	7- 2	57	0- 1	110	71	38	38	8	8		

TOTALS		RPI 1-25	RPI 26-50	W-L RECORDS		RPI 51-100	RPI 101-150	RPI 150+			
7- 2	0- 1	0- 0	OVERALL	2- 0	0- 1	5- 0					
5- 0	0- 0	0- 0	HOME	1- 0	0- 0	4- 0					
1- 1	0- 0	0- 0	AWAY	1- 0	0- 1	0- 0					
1- 1	0- 1	0- 0	NEUTRAL	0- 0	0- 0	1- 0					
7- 2	0- 1	0- 0	NON-CONFERENCE	2- 0	0- 1	5- 0					
5- 0	0- 0	0- 0	HOME	1- 0	0- 0	4- 0					
1- 1	0- 0	0- 0	AWAY	1- 0	0- 1	0- 0					
1- 1	0- 1	0- 0	NEUTRAL	0- 0	0- 0	1- 0					
0- 0	0- 0	0- 0	CONFERENCE	0- 0	0- 0	0- 0					
0- 0	0- 0	0- 0	HOME	0- 0	0- 0	0- 0					
0- 0	0- 0	0- 0	AWAY	0- 0	0- 0	0- 0					
0- 0	0- 0	0- 0	NEUTRAL	0- 0	0- 0	0- 0					

RPI 1-25			RPI 26-50	Team's RPI: 38	RPI 51-100			RPI 101+			
RPI S	Opponent	Score	RPI S	Opponent	Score	RPI S	Opponent	Score	RPI S	Opponent	Score
6 N	Cal i forni a	57 65				66 H	Washi ngton	63 51	113 A	Al abama	58 69
						83 A	LSU	56 54	165 H	Ni chol l s St.	71 46
									212 H	Texas Southern	62 56
									261 N	Cleveland St.	81 72
									267 H	Fla. Atlantic	88 45
									273 H	Southern Mi ss.	71 54

LAST 12 Divisi on I GAMES:											
113 A	Al abama	58 69	66 H	Washing ton	63 51						
165 H	Ni chol l s St.	71 46	83 A	LSU	56 54						
273 H	Southern Mi ss.	71 54	212 H	Texas Southern	62 56						
267 H	Fla. Atlantic	88 45									
261 N	Cleveland St.	81 72									
6 N	Cal i forni a	57 65									

T
u
l
a
n
e

Non-Di v I Games:

Tulane

Average RPI Win: **169**
 Average RPI Loss: **107**

WON-LOST
RECORD

WINNING
PCT. RANK

LAST 10
GAMES

STRENGTH OF
SCHEDULE

OPP. STRENGTH
OF SCHEDULE

TEAM
RPI

ADJ.
RPI

CONF.
RPI

ADJ CONF.
RPI

DIV. I ONLY	5- 6	184	0- 1	173	63	162	162	8	8
DIV. I NON-CONF.	5- 6	184	0- 1	173	63	162	162	8	8

TOTALS	RPI 1-25	RPI 26-50	W-L RECORDS	RPI 51-100	RPI 101-150	RPI 150+			
5- 6	0- 0	0- 2	OVERALL	0- 1	2- 0	3- 3			
3- 1	0- 0	0- 0	HOME	0- 0	1- 0	2- 1			
1- 5	0- 0	0- 2	AWAY	0- 1	0- 0	1- 2			
1- 0	0- 0	0- 0	NEUTRAL	0- 0	1- 0	0- 0			
5- 6	0- 0	0- 2	NON-CONFERENCE	0- 1	2- 0	3- 3			
3- 1	0- 0	0- 0	HOME	0- 0	1- 0	2- 1			
1- 5	0- 0	0- 2	AWAY	0- 1	0- 0	1- 2			
1- 0	0- 0	0- 0	NEUTRAL	0- 0	1- 0	0- 0			
0- 0	0- 0	0- 0	CONFERENCE	0- 0	0- 0	0- 0			
0- 0	0- 0	0- 0	HOME	0- 0	0- 0	0- 0			
0- 0	0- 0	0- 0	AWAY	0- 0	0- 0	0- 0			
0- 0	0- 0	0- 0	NEUTRAL	0- 0	0- 0	0- 0			

RPI 1-25				RPI 26-50				RPI 51-100				RPI 101+				Team's RPI: 162	
RPI	S	Opponent	Score	RPI	S	Opponent	Score	RPI	S	Opponent	Score	RPI	S	Opponent	Score		
				26	A	Arizona St.	52 70	91	A	SFA	34 76	113	N	Alabama	80 73		
				49	A	Belmont	53 78					136	H	Abilene Christian	75 63		
												151	A	American	52 68		
												152	A	Oral Roberts	76 68		
												156	H	Little Rock	53 63		
												171	A	Arkansas St.	60 73		
												205	H	Saint Louis	86 75		
												238	H	Stetson	55 54		
LAST 12 Division I GAMES:																	
				113	N	Alabama	80 73	26	A	Arizona St.	52 70						
				136	H	Abilene Christian	75 63	156	H	Little Rock	53 63						
				91	A	SFA	34 76	171	A	Arkansas St.	60 73						
				205	H	Saint Louis	86 75	151	A	American	52 68						
				152	A	Oral Roberts	76 68	238	H	Stetson	55 54						
				49	A	Belmont	53 78										

Non-Div I Games:

Tulsa

Average RPI Win:	260	WON-LOST	WINNING	LAST 10	STRENGTH OF	OPP. STRENGTH	TEAM	ADJ.	CONF.	ADJ CONF.
Average RPI Loss:	22	RECORD	PCT. RANK	GAMES	SCHEDULE	OF SCHEDULE	RPI	RPI	RPI	RPI
DIV. I ONLY	9- 1	18	0- 1	344	100	169	169	18	18	
DIV. I NON-CONF.	9- 1	18	0- 1	344	100	169	169	18	18	

TOTALS	RPI 1-25	RPI 26-50	W-L RECORDS	RPI 51-100	RPI 101-150	RPI 150+				
9- 1	0- 1	0- 0	OVERALL	0- 0	0- 0	9- 0				
5- 0	0- 0	0- 0	HOME	0- 0	0- 0	5- 0				
3- 0	0- 0	0- 0	AWAY	0- 0	0- 0	3- 0				
1- 1	0- 1	0- 0	NEUTRAL	0- 0	0- 0	1- 0				
9- 1	0- 1	0- 0	NON-CONFERENCE	0- 0	0- 0	9- 0				
5- 0	0- 0	0- 0	HOME	0- 0	0- 0	5- 0				
3- 0	0- 0	0- 0	AWAY	0- 0	0- 0	3- 0				
1- 1	0- 1	0- 0	NEUTRAL	0- 0	0- 0	1- 0				
0- 0	0- 0	0- 0	CONFERENCE	0- 0	0- 0	0- 0				
0- 0	0- 0	0- 0	HOME	0- 0	0- 0	0- 0				
0- 0	0- 0	0- 0	AWAY	0- 0	0- 0	0- 0				
0- 0	0- 0	0- 0	NEUTRAL	0- 0	0- 0	0- 0				

U

U

A

A

B

B

RPI 1-25				RPI 26-50				RPI 51-100				RPI 101+ Team's RPI: 169			
RPI	S	Opponent	Score	RPI	S	Opponent	Score	RPI	S	Opponent	Score	RPI	S	Opponent	Score
22	N	Tennessee	69 73									157	H	Appalachian St.	80 61
												180	N	Oklahoma	89 84
												225	A	Alabama St.	62 47
												250	H	Memphis	85 54
												253	A	Samford	66 41
												262	H	Alabama A&M	82 47
												327	A	Chicago St.	90 45
												336	H	McNeese	91 48
												351	H	Alcorn	80 53
LAST 12 Division I GAMES:															
351	H	Alcorn	80 53	22	N	Tennessee	69 73	225	A	Alabama St.	62 47				
262	H	Alabama A&M	82 47					336	H	McNeese	91 48				
180	N	Oklahoma	89 84					253	A	Samford	66 41				
327	A	Chicago St.	90 45												
250	H	Memphis	85 54												
157	H	Appalachian St.	80 61												

Non-Div I Games:

UAB

U
C
D
a
v
i
s

Through Games Of Dec. 18, 2018															
UC Davis				WON-LOST		WINNING		LAST 10		STRENGTH OF					
Average RPI Win: 202				RECORD		PCT. RANK		GAMES		SCHEDULE					
Average RPI Loss: 74										OPP. STRENGTH					
				CONF. RPI		ADJ. RPI		ADJ. CONF. RPI							
DIV. I ONLY				7- 5		132		0- 1		145	51				
DIV. I NON-CONF.				7- 5		132		0- 1		145	51				
<hr/>															
TOTALS		RPI 1-25		RPI 26-50		W-L RECORDS		RPI 51-100		RPI 101-150					
7- 5		0- 1		0- 0		OVERALL		1- 3		0- 1					
3- 1		0- 0		0- 0		HOME		1- 1		0- 0					
3- 4		0- 1		0- 0		AWAY		0- 2		0- 1					
1- 0		0- 0		0- 0		NEUTRAL		0- 0		0- 0					
7- 5		0- 1		0- 0		NON-CONFERENCE		1- 3		0- 1					
3- 1		0- 0		0- 0		HOME		1- 1		0- 0					
3- 4		0- 1		0- 0		AWAY		0- 2		0- 1					
1- 0		0- 0		0- 0		NEUTRAL		0- 0		0- 0					
0- 0		0- 0		0- 0		CONFERENCE		0- 0		0- 0					
0- 0		0- 0		0- 0		HOME		0- 0		0- 0					
0- 0		0- 0		0- 0		AWAY		0- 0		0- 0					
0- 0		0- 0		0- 0		NEUTRAL		0- 0		0- 0					
<hr/>															
RPI 1-25				RPI 26-50				RPI 51-100				Team's RPI: 88			
RPI	S	Opponent	Score	RPI	S	Opponent	Score	RPI	S	Opponent	Score	RPI	S	Opponent	Score
7	A	Stanford	43 71					51	H	Saint Mary's (CA)	76 74	145	A	Portland St.	50 65
								62	H	Pacific	80 83	176	A	Washington St.	75 62
								74	A	Loyola Marymount	53 60	192	N	Nevada	84 68
								80	A	Montana	56 62	211	H	Southern Utah	68 45
												239	A	San Francisco	70 68
												246	A	Sacramento St.	109 60
												297	H	Seattle U	76 59
<hr/>															
LAST 12 Division I GAMES:															
74	A	Loyola Marymount	53 60	80	A	Montana	56 62								
211	H	Southern Utah	68 45	51	H	Saint Mary's (CA)	76 74								
176	A	Washington St.	75 62	239	A	San Francisco	70 68								
145	A	Portland St.	50 65	297	H	Seattle U	76 59								
62	H	Pacific	80 83	246	A	Sacramento St.	109 60								
7	A	Stanford	43 71	192	N	Nevada	84 68								

U
C
D
a
v
i
s

Non-Div I Games:

UC Davis

RPI

RPI	S	Opponent	Score
RPI 1-25			
RPI 26-50			
RPI 51-100			
Team's RPI : 99			
RPI 101+			
82	A	Portland	84 69
106	N	Indiana St.	77 61
145	A	Portland St.	73 68
159	H	San Diego St.	70 78
211	H	Southern Utah	75 58
221	H	UNLV	57 55
251	A	San Jose St.	74 66
280	H	CSU Bakersfield	85 78
350	N	LIU Brooklyn	84 71

U
C
I
r
v
i
n
e

UC Irvine

UC Santa Barbara				Through Games Of Dec. 18, 2018								
Average RPI	Win:	301	WON-LOST	WINNING	LAST 10	STRENGTH OF	OPP. STRENGTH	TEAM	ADJ.	CONF.	ADJ CONF.	
Average RPI	Loss:	128	RECORD	PCT. RANK	GAMES	SCHEDULE	OF SCHEDULE	RPI	RPI	RPI	RPI	
DIV. I ONLY		2- 8		285	1- 0	160		203	276	276	20	20
DIV. I NON-CONF.		2- 8		285	1- 0	160		203	276	276	20	20

TOTALS		RPI 1-25		RPI 26-50		W-L RECORDS		RPI 51-100		RPI 101-150		RPI 150+
2- 8		0- 1		0- 0		OVERALL		0- 4		0- 0		2- 3
1- 3		0- 0		0- 0		HOME		0- 2		0- 0		1- 1
0- 5		0- 1		0- 0		AWAY		0- 2		0- 0		0- 2
1- 0		0- 0		0- 0		NEUTRAL		0- 0		0- 0		1- 0
2- 8		0- 1		0- 0		NON-CONFERENCE		0- 4		0- 0		2- 3
1- 3		0- 0		0- 0		HOME		0- 2		0- 0		1- 1
0- 5		0- 1		0- 0		AWAY		0- 2		0- 0		0- 2
1- 0		0- 0		0- 0		NEUTRAL		0- 0		0- 0		1- 0
0- 0		0- 0		0- 0		CONFERENCE		0- 0		0- 0		0- 0
0- 0		0- 0		0- 0		HOME		0- 0		0- 0		0- 0
0- 0		0- 0		0- 0		AWAY		0- 0		0- 0		0- 0
0- 0		0- 0		0- 0		NEUTRAL		0- 0		0- 0		0- 0

RPI 1-25				RPI 26-50				RPI 51-100				RPI 101+ Team's RPI: 276			
RPI	S	Opponent	Score	RPI	S	Opponent	Score	RPI	S	Opponent	Score	RPI	S	Opponent	Score
6	A	Cal i forni a	45 69					51	H	Saint Mary's (CA)	55 80	221	A	UNLV	51 69
								54	A	Southern Cal i forni a	39 82	256	N	Dartmouth	62 56
								62	A	Paci fi c	53 69	277	A	Utah Val ley	54 63
								74	H	Loyol a Marymount	57 70	280	H	CSU Bakersfi el d	48 56
												345	H	Grand Canyon	66 55

LAST 12 Di vi si on I GAMES:															
256	N	Dartmouth	62 56	221	A	UNLV	51 69	74	H	Loyol a Marymount	57 70	54	A	Southern Cal i forni a	39 82
6	A	Cal i forni a	45 69									280	H	CSU Bakersfi el d	48 56
62	A	Paci fi c	53 69									277	A	Utah Val ley	54 63
345	H	Grand Canyon	66 55												
51	H	Saint Mary's (CA)	55 80												

Non-Di v I Games:

U
C
F

U
C
F

UCF

Average RPI	Win:	119	WON-LOST	WINNING	LAST 10	STRENGTH OF	OPP. STRENGTH	TEAM	ADJ.	CONF.	ADJ CONF.
Average RPI	Loss:	44	RECORD	PCT. RANK	GAMES	SCHEDULE	OF SCHEDULE	RPI	RPI	RPI	RPI
DIV. I ONLY		5- 5	161	1- 0	2	197	29	29	2	2	
DIV. I NON-CONF.		5- 5	161	1- 0	2	197	29	29	2	2	

TOTALS	RPI 1-25		RPI 26-50		W-L RECORDS	RPI 51-100		RPI 101-150		RPI 150+	
5- 5	0- 2		0- 1		OVERALL	1- 2		4- 0		0- 0	
5- 1	0- 1		0- 0		HOME	1- 0		4- 0		0- 0	
0- 1	0- 0		0- 0		AWAY	0- 1		0- 0		0- 0	
0- 3	0- 1		0- 1		NEUTRAL	0- 1		0- 0		0- 0	
5- 5	0- 2		0- 1		NON-CONFERENCE	1- 2		4- 0		0- 0	
5- 1	0- 1		0- 0		HOME	1- 0		4- 0		0- 0	
0- 1	0- 0		0- 0		AWAY	0- 1		0- 0		0- 0	
0- 3	0- 1		0- 1		NEUTRAL	0- 1		0- 0		0- 0	
0- 0	0- 0		0- 0		CONFERENCE	0- 0		0- 0		0- 0	
0- 0	0- 0		0- 0		HOME	0- 0		0- 0		0- 0	
0- 0	0- 0		0- 0		AWAY	0- 0		0- 0		0- 0	
0- 0	0- 0		0- 0		NEUTRAL	0- 0		0- 0		0- 0	

RPI 1-25				RPI 26-50				Team's RPI: 29				RPI 51-100				RPI 101+			
RPI	S	Opponent	Score	RPI	S	Opponent	Score	RPI	S	Opponent	Score	RPI	S	Opponent	Score	RPI	S	Opponent	Score
13	H	Indiana	65 67	31	N	North Carolina	49 83	74	A	Loyola Marymount	63 69	101	H	Seton Hall	78 62				
17	N	Kentucky	74 75					85	N	South Fla.	56 60	131	H	Oklahoma St.	71 59				
								93	H	Fresno St.	89 80	133	H	Rice	59 50				
												138	H	Georgia	80 69				
LAST 12 Division I GAMES:																			
85	N	South Fla.	56 60	131	H	Oklahoma St.	71 59												
17	N	Kentucky	74 75	93	H	Fresno St.	89 80												
31	N	North Carolina	49 83	13	H	Indiana	65 67												
101	H	Seton Hall	78 62	74	A	Loyola Marymount	63 69												
138	H	Georgia	80 69																
133	H	Rice	59 50																

Non-Div I Games:

UCLA

U
C
o
n
n

UConn				Through Games Of Dec. 18, 2018							
Average RPI Win: 113		WON-LOST RECORD	WINNING PCT. RANK	LAST 10 GAMES	STRENGTH OF SCHEDULE	OPP. STRENGTH OF SCHEDULE	TEAM RPI	ADJ. RPI	CONF. RPI	ADJ CONF. RPI	
Average RPI Loss: 0											
DIV. I ONLY		9- 0	1	1- 0	10	39	2	2	8	8	
DIV. I NON-CONF.		9- 0	1	1- 0	10	39	2	2	8	8	

TOTALS		RPI 1-25	RPI 26-50		W-L RECORDS		RPI 51-100	RPI 101-150	RPI 150+		
9- 0		1- 0	1- 0		OVERALL		3- 0	1- 0	3- 0		
3- 0		0- 0	1- 0		HOME		1- 0	1- 0	0- 0		
2- 0		1- 0	0- 0		AWAY		0- 0	0- 0	1- 0		
4- 0		0- 0	0- 0		NEUTRAL		2- 0	0- 0	2- 0		
9- 0		1- 0	1- 0		NON-CONFERENCE		3- 0	1- 0	3- 0		
3- 0		0- 0	1- 0		HOME		1- 0	1- 0	0- 0		
2- 0		1- 0	0- 0		AWAY		0- 0	0- 0	1- 0		
4- 0		0- 0	0- 0		NEUTRAL		2- 0	0- 0	2- 0		
0- 0		0- 0	0- 0		CONFERENCE		0- 0	0- 0	0- 0		
0- 0		0- 0	0- 0		HOME		0- 0	0- 0	0- 0		
0- 0		0- 0	0- 0		AWAY		0- 0	0- 0	0- 0		
0- 0		0- 0	0- 0		NEUTRAL		0- 0	0- 0	0- 0		

RPI 1-25		Team's RPI: 2		RPI 26-50			RPI 51-100		RPI 101+		
RPI	S	Opponent	Score	RPI	S	Opponent	Score	RPI	S	Opponent	Score
1	A	Notre Dame	89 71	47	H	DePaul	99 63	77	H	Ohio St.	85 53
								84	N	St. John's (NY)	65 55
								96	N	Purdue	86 40
								101	H	Seton Hall	99 61
								168	N	Vanderbilt	80 42
								205	A	Saint Louis	98 42
								234	N	Ole Miss	90 50

LAST 12 Division I GAMES:											
				84	N	St. John's (NY)	65 55	101	H	Seton Hall	99 61
				234	N	Ole Miss	90 50	205	A	Saint Louis	98 42
				168	N	Vanderbilt	80 42	1	A	Notre Dame	89 71
				77	H	Ohio St.	85 53	47	H	DePaul	99 63
								96	N	Purdue	86 40

U
C
o
n
n

Non-Div I Games:

UConn

U
I
CU
I
C

UI C

UMBC										Through Games Of Dec. 18, 2018														
Average RPI Win:		257	WON-LOST		WINNING		LAST 10		STRENGTH OF		OPP. STRENGTH		TEAM		ADJ.		CONF.		ADJ CONF.					
Average RPI Loss:		155	RECORD		PCT. RANK		GAMES		SCHEDULE		OF SCHEDULE		RPI		RPI		RPI		RPI					
DIV. I ONLY		3- 5	226		0- 1		297		176		272		272		23		23							
DIV. I NON-CONF.		3- 5	226		0- 1		297		176		272		272		23		23							

TOTALS		RPI 1-25		RPI 26-50		W-L RECORDS		RPI 51-100		RPI 101-150		RPI 150+												
3- 5		0- 0		0- 1		OVERALL		0- 0		0- 1		3- 3												
0- 3		0- 0		0- 0		HOME		0- 0		0- 1		0- 2												
1- 2		0- 0		0- 1		AWAY		0- 0		0- 0		1- 1												
2- 0		0- 0		0- 0		NEUTRAL		0- 0		0- 0		2- 0												
3- 5		0- 0		0- 1		NON-CONFERENCE		0- 0		0- 1		3- 3												
0- 3		0- 0		0- 0		HOME		0- 0		0- 1		0- 2												
1- 2		0- 0		0- 1		AWAY		0- 0		0- 0		1- 1												
2- 0		0- 0		0- 0		NEUTRAL		0- 0		0- 0		2- 0												
0- 0		0- 0		0- 0		CONFERENCE		0- 0		0- 0		0- 0												
0- 0		0- 0		0- 0		HOME		0- 0		0- 0		0- 0												
0- 0		0- 0		0- 0		AWAY		0- 0		0- 0		0- 0												
0- 0		0- 0		0- 0		NEUTRAL		0- 0		0- 0		0- 0												

RPI 1-25					RPI 26-50					RPI 51-100					RPI 101+					Team's RPI: 272				
RPI	S	Opponent	Score		RPI	S	Opponent	Score		RPI	S	Opponent	Score		RPI	S	Opponent	Score						
					43	A	Maryland	61	92						135	H	Mt. St. Mary's	52	65					
															151	A	American	42	64					
															191	H	Towson	62	71					
															233	N	Kennesaw St.	57	53					
															257	H	Hofstra	42	45					
															263	A	Coppin St.	57	52					
															274	N	UTSA	72	58					

										LAST 12 Division I GAMES:														

U
M
E
S

U
M
E
S

Non-Div I Games:	Regent	72	16	Cheyney	88	39
------------------	--------	----	----	---------	----	----

Average RPI Win: 316

Average RPI Loss: 201

WON-LOST
RECORDWINNING
PCT. RANKLAST 10
GAMESSTRENGTH OF
SCHEDULEOPP. STRENGTH
OF SCHEDULETEAM
RPIADJ.
RPICONF.
RPIADJ CONF.
RPIDIV. I ONLY
DIV. I NON-CONF.2- 8
2- 8285
2850- 1
0- 1251
251333
333321
321321
32123
2323
23

TOTALS

RPI 1-25

RPI 26-50

W-L RECORDS

RPI 51-100

RPI 101-150

RPI 150+

2- 8

0- 0

0- 1

OVERALL

0- 0

0- 2

2- 5

1- 3

0- 0

0- 0

HOME

0- 0

0- 1

1- 2

1- 5

0- 0

0- 1

AWAY

0- 0

0- 1

1- 3

0- 0

0- 0

0- 0

NEUTRAL

0- 0

0- 0

0- 0

2- 8

0- 0

0- 1

NON-CONFERENCE

0- 0

0- 2

2- 5

1- 3

0- 0

0- 0

HOME

0- 0

0- 1

1- 2

1- 5

0- 0

0- 1

AWAY

0- 0

0- 1

1- 3

0- 0

0- 0

0- 0

NEUTRAL

0- 0

0- 0

0- 0

0- 0

0- 0

0- 0

CONFERENCE

0- 0

0- 0

0- 0

0- 0

0- 0

0- 0

HOME

0- 0

0- 0

0- 0

0- 0

0- 0

0- 0

AWAY

0- 0

0- 0

0- 0

0- 0

0- 0

0- 0

NEUTRAL

0- 0

0- 0

0- 0

RPI 1-25

RPI 26-50

RPI 51-100

RPI 101+

Team's RPI: 321

RPI S Opponent Score

RPI S Opponent Score

RPI S Opponent Score

RPI S Opponent Score

48 A Butler 36 89

101 A Seton Hall 57 90

130 H Providence 47 71

207 A Holy Cross 54 63

256 A Dartmouth 54 70

260 A Cornell 54 63

282 H Saint Peter's 59 57

284 H Bryant 57 58

320 H Colgate 52 61

350 A LIU Brooklyn 69 64

LAST 12 Division I GAMES:

256 A Dartmouth 54 70

48 A Butler 36 89

130 H Providence 47 71

260 A Cornell 54 63

320 H Colgate 52 61

282 H Saint Peter's 59 57

207 A Holy Cross 54 63

284 H Bryant 57 58

350 A LIU Brooklyn 69 64

101 A Seton Hall 57 90

Average RPI Win: 274 WON-LOST WINNING LAST 10
Average RPI Loss: 90 RECORD PCT. RANK GAMES STRENGTH OF OPP. STRENGTH TEAM ADJ. CONF. ADJ CONF.
SCHEDULE OF SCHEDULE RPI RPI RPI RPI

DIV. I ONLY	4- 4	161	0- 1	197	180	186	186	29	29
DIV. I NON-CONF.	4- 4	161	0- 1	197	180	186	186	29	29

TOTALS	RPI 1-25	RPI 26-50	W-L RECORDS	RPI 51-100	RPI 101-150	RPI 150+			
4- 4	0- 1	0- 0	OVERALL	0- 2	0- 0	4- 1			
4- 0	0- 0	0- 0	HOME	0- 0	0- 0	4- 0			
0- 4	0- 1	0- 0	AWAY	0- 2	0- 0	0- 1			
0- 0	0- 0	0- 0	NEUTRAL	0- 0	0- 0	0- 0			
4- 4	0- 1	0- 0	NON-CONFERENCE	0- 2	0- 0	4- 1			
4- 0	0- 0	0- 0	HOME	0- 0	0- 0	4- 0			
0- 4	0- 1	0- 0	AWAY	0- 2	0- 0	0- 1			
0- 0	0- 0	0- 0	NEUTRAL	0- 0	0- 0	0- 0			
0- 0	0- 0	0- 0	CONFERENCE	0- 0	0- 0	0- 0			
0- 0	0- 0	0- 0	HOME	0- 0	0- 0	0- 0			
0- 0	0- 0	0- 0	AWAY	0- 0	0- 0	0- 0			
0- 0	0- 0	0- 0	NEUTRAL	0- 0	0- 0	0- 0			

RPI 1-25				RPI 26-50				RPI 51-100				RPI 101+ Team's RPI: 186											
RPI	S	Opponent	Score	RPI	S	Opponent	Score	RPI	S	Opponent	Score	RPI	S	Opponent	Score								
22	A	Tennessee	46 73					55	A	Charlotte	53 70	210	A	Furman	47 58								
								71	A	Tennessee Tech	53 60	236	H	Davi dson	69 56								
												247	H	Wofford	60 46								
												298	H	ETSU	56 55								
												313	H	Western Caro.	74 49								

LAST 12 Division I GAMES:																							
210	A	Furman	47 58	71	A	Tennessee Tech	53 60																
247	H	Wofford	60 46	298	H	ETSU	56 55																
236	H	Davi dson	69 56																				
313	H	Western Caro.	74 49																				
22	A	Tennessee	46 73																				
55	A	Charlotte	53 70																				

Non-Div I Games: Warren Wilson 92 31

UNC Asheville

Average RPI Win:	314	WON-LOST	WINNING	LAST 10	STRENGTH OF	OPP. STRENGTH	TEAM	ADJ.	CONF.	ADJ CONF.
Average RPI Loss:	193	RECORD	PCT. RANK	GAMES	SCHEDULE	OF SCHEDULE	RPI	RPI	RPI	RPI

DIV. I ONLY	1- 6	305	1- 0	265	254	330	330	25	25
DIV. I NON-CONF.	1- 6	305	1- 0	265	254	330	330	25	25

TOTALS	RPI 1-25	RPI 26-50	W-L RECORDS	RPI 51-100	RPI 101-150	RPI 150+			
1- 6	0- 0	0- 1	OVERALL	0- 0	0- 0	1- 5			
1- 0	0- 0	0- 0	HOME	0- 0	0- 0	1- 0			
0- 6	0- 0	0- 1	AWAY	0- 0	0- 0	0- 5			
0- 0	0- 0	0- 0	NEUTRAL	0- 0	0- 0	0- 0			
1- 6	0- 0	0- 1	NON-CONFERENCE	0- 0	0- 0	1- 5			
1- 0	0- 0	0- 0	HOME	0- 0	0- 0	1- 0			
0- 6	0- 0	0- 1	AWAY	0- 0	0- 0	0- 5			
0- 0	0- 0	0- 0	NEUTRAL	0- 0	0- 0	0- 0			
0- 0	0- 0	0- 0	CONFERENCE	0- 0	0- 0	0- 0			
0- 0	0- 0	0- 0	HOME	0- 0	0- 0	0- 0			
0- 0	0- 0	0- 0	AWAY	0- 0	0- 0	0- 0			
0- 0	0- 0	0- 0	NEUTRAL	0- 0	0- 0	0- 0			

RPI 1-25				RPI 26-50				RPI 51-100				RPI 101+ Team's RPI: 330			
RPI	S	Opponent	Score	RPI	S	Opponent	Score	RPI	S	Opponent	Score	RPI	S	Opponent	Score
				31	A	North Carolina	62 83					157	A	Appalachian St.	65 68
												199	A	Georgia St.	63 70
												209	A	Campbell	49 53
												222	A	High Point	75 82
												314	H	Liberty	48 45
												338	A	N.C. Central	57 66

LAST 12 Division I GAMES:															
				199	A	Georgia St.	63 70	314	H	Liberty	48 45				
								338	A	N.C. Central	57 66				
								31	A	North Carolina	62 83				
								222	A	High Point	75 82				
								209	A	Campbell	49 53				
								157	A	Appalachian St.	65 68				

Non-Div I Games:	Pfeiffer	92 23	UNC Pembroke	72 32	Lees-McRae	92 36	Young Harris	62 29
								UNC Greensboro

Average RPI Win: 341

Average RPI Loss: 76

WON-LOST
RECORDWINNING
PCT. RANKLAST 10
GAMESSTRENGTH OF
SCHEDULEOPP. STRENGTH
OF SCHEDULETEAM
RPIADJ.
RPICONF.
RPIADJ CONF.
RPIDIV. I ONLY
DIV. I NON-CONF.3- 4
3- 4204
2040- 1
0- 1205
205269
269193
193193
19314
1414
14

TOTALS

RPI 1-25

RPI 26-50

W-L RECORDS

RPI 51-100

RPI 101-150

RPI 150+

3- 4

0- 0

0- 1

OVERALL

0- 2

0- 1

3- 0

2- 0

0- 0

0- 0

HOME

0- 0

0- 0

2- 0

1- 4

0- 0

0- 1

AWAY

0- 2

0- 1

1- 0

0- 0

0- 0

0- 0

NEUTRAL

0- 0

0- 0

0- 0

3- 4

0- 0

0- 1

NON-CONFERENCE

0- 2

0- 1

3- 0

2- 0

0- 0

0- 0

HOME

0- 0

0- 0

2- 0

1- 4

0- 0

0- 1

AWAY

0- 2

0- 1

1- 0

0- 0

0- 0

0- 0

NEUTRAL

0- 0

0- 0

0- 0

0- 0

0- 0

0- 0

CONFERENCE

0- 0

0- 0

0- 0

0- 0

0- 0

0- 0

HOME

0- 0

0- 0

0- 0

0- 0

0- 0

0- 0

AWAY

0- 0

0- 0

0- 0

0- 0

0- 0

0- 0

NEUTRAL

0- 0

0- 0

0- 0

RPI 1-25

RPI 26-50

RPI 51-100

RPI 101+

Team's RPI: 193

RPI S Opponent Score

RPI S Opponent Score

31 A North Carolina 55 82

RPI S Opponent Score

72 A Ohio 72 95

86 A VCU 47 58

RPI S Opponent Score

115 A Pittsburgh 56 60

338 A N. C. Central 89 82

339 H Presbyterian 63 48

345 H Grand Canyon 77 55

LAST 12 Division I GAMES:

115 A Pittsburgh 56 60

31 A North Carolina 55 82

86 A VCU 47 58

338 A N. C. Central 89 82

345 H Grand Canyon 77 55

339 H Presbyterian 63 48

72 A Ohio 72 95

Non-Div I Games:

Fayetteville St.

72 54

Belmont Abbey

74 58

UNCW

Loss, Non-Conf, S Site, H Home A Away N Neutral

UNIU
N
I

UNI

Average RPI Win:	276	WON-LOST	WINNING	LAST 10	STRENGTH OF	OPP. STRENGTH	TEAM	ADJ.	CONF.	ADJ CONF.
Average RPI Loss:	104	RECORD	PCT. RANK	GAMES	SCHEDULE	OF SCHEDULE	RPI	RPI	RPI	RPI
DIV. I ONLY	1- 8	319	0- 1	12	278	221	221	9	9	
DIV. I NON-CONF.	1- 8	319	0- 1	12	278	221	221	9	9	

TOTALS	RPI 1-25	RPI 26-50	W-L RECORDS	RPI 51-100	RPI 101-150	RPI 150+				
1- 8	0- 1	0- 1	OVERALL	0- 3	0- 2	1- 1				
1- 4	0- 1	0- 0	HOME	0- 2	0- 1	1- 0				
0- 4	0- 0	0- 1	AWAY	0- 1	0- 1	0- 1				
0- 0	0- 0	0- 0	NEUTRAL	0- 0	0- 0	0- 0				
1- 8	0- 1	0- 1	NON-CONFERENCE	0- 3	0- 2	1- 1				
1- 4	0- 1	0- 0	HOME	0- 2	0- 1	1- 0				
0- 4	0- 0	0- 1	AWAY	0- 1	0- 1	0- 1				
0- 0	0- 0	0- 0	NEUTRAL	0- 0	0- 0	0- 0				
0- 0	0- 0	0- 0	CONFERENCE	0- 0	0- 0	0- 0				
0- 0	0- 0	0- 0	HOME	0- 0	0- 0	0- 0				
0- 0	0- 0	0- 0	AWAY	0- 0	0- 0	0- 0				
0- 0	0- 0	0- 0	NEUTRAL	0- 0	0- 0	0- 0				

RPI	S	Opponent	Score	RPI	S	Opponent	Score	RPI	S	Opponent	Score	RPI	S	Opponent	Score	Team's RPI: 221
20	H	Gonzaga	59 70	42	A	Duke	38 66	54	H	Southern California	72 86	108	H	Wright St.	52 68	
								56	H	Middle Tenn.	62 66	145	A	Portland St.	49 58	
								99	A	UC Irvine	55 57	276	H	UC Santa Barbara	69 51	
												306	A	South Carolina St.	49 58	
LAST 12 Division I GAMES:																
				56	H	Middle Tenn.	62 66	145	A	Portland St.	49 58					
				99	A	UC Irvine	55 57	306	A	South Carolina St.	49 58					
				108	H	Wright St.	52 68	42	A	Duke	38 66					
								54	H	Southern California	72 86					
								276	H	UC Santa Barbara	69 51					
								20	H	Gonzaga	59 70					

Non-Div I Games:

UNLV

Average RPI Win:	338	WON-LOST	WINNING	LAST 10	STRENGTH OF	OPP. STRENGTH	TEAM	ADJ.	CONF.	ADJ CONF.
Average RPI Loss:	203	RECORD	PCT. RANK	GAMES	SCHEDULE	OF SCHEDULE	RPI	RPI	RPI	RPI

DIV. I ONLY	1- 7	309	0- 0	241	314	305	305	29	29
DIV. I NON-CONF.	1- 7	309	0- 0	241	314	305	305	29	29

TOTALS	RPI 1-25	RPI 26-50	W-L RECORDS	RPI 51-100	RPI 101-150	RPI 150+			
1- 7	0- 0	0- 1	OVERALL	0- 0	0- 1	1- 5			
0- 0	0- 0	0- 0	HOME	0- 0	0- 0	0- 0			
1- 7	0- 0	0- 1	AWAY	0- 0	0- 1	1- 5			
0- 0	0- 0	0- 0	NEUTRAL	0- 0	0- 0	0- 0			
1- 7	0- 0	0- 1	NON-CONFERENCE	0- 0	0- 1	1- 5			
0- 0	0- 0	0- 0	HOME	0- 0	0- 0	0- 0			
1- 7	0- 0	0- 1	AWAY	0- 0	0- 1	1- 5			
0- 0	0- 0	0- 0	NEUTRAL	0- 0	0- 0	0- 0			
0- 0	0- 0	0- 0	CONFERENCE	0- 0	0- 0	0- 0			
0- 0	0- 0	0- 0	HOME	0- 0	0- 0	0- 0			
0- 0	0- 0	0- 0	AWAY	0- 0	0- 0	0- 0			
0- 0	0- 0	0- 0	NEUTRAL	0- 0	0- 0	0- 0			

RPI 1-25				RPI 26-50				RPI 51-100				RPI 101+ Team's RPI : 305			
RPI	S	Opponent	Score	RPI	S	Opponent	Score	RPI	S	Opponent	Score	RPI	S	Opponent	Score
				32	A	Virginia Tech	45 96					117	A	Nebraska	64 87
												188	A	East Carolina	53 63
												210	A	Furman	67 78
												258	A	Omaha	69 96
												306	A	South Carolina St.	66 71
												313	A	Western Caro.	64 68
												338	A	N. C. Central	82 63
LAST 12 Division I GAMES:															
				188	A	East Carolina	53 63	210	A	Furman	67 78				
				313	A	Western Caro.	64 68	117	A	Nebraska	64 87				
				306	A	South Carolina St.	66 71	258	A	Omaha	69 96				
				338	A	N. C. Central	82 63	32	A	Virginia Tech	45 96				

Non-Div I Games: Brevard 71 53 Converse 69 51 UNKNOWN 101 53

Average RPI Win: 230		WON-LOST	WINNING	LAST 10	STRENGTH OF		OPP. STRENGTH	TEAM	ADJ.	CONF.	ADJ CONF.
Average RPI Loss: 70		RECORD	PCT. RANK	GAMES	SCHEDULE		OF SCHEDULE	RPI	RPI	RPI	RPI
DIV. I ONLY		6- 2	67	1- 0	320		75	154	154	19	19
DIV. I NON-CONF.		6- 2	67	1- 0	320		75	154	154	19	19

TOTALS		RPI 1-25		RPI 26-50	W-L RECORDS		RPI 51-100	RPI 101-150		RPI 150+	
6- 2		0- 0		0- 1	OVERALL		0- 1	1- 0		5- 0	
2- 1		0- 0		0- 1	HOME		0- 0	0- 0		2- 0	
4- 1		0- 0		0- 0	AWAY		0- 1	1- 0		3- 0	
0- 0		0- 0		0- 0	NEUTRAL		0- 0	0- 0		0- 0	
6- 2		0- 0		0- 1	NON-CONFERENCE		0- 1	1- 0		5- 0	
2- 1		0- 0		0- 1	HOME		0- 0	0- 0		2- 0	
4- 1		0- 0		0- 0	AWAY		0- 1	1- 0		3- 0	
0- 0		0- 0		0- 0	NEUTRAL		0- 0	0- 0		0- 0	
0- 0		0- 0		0- 0	CONFERENCE		0- 0	0- 0		0- 0	
0- 0		0- 0		0- 0	HOME		0- 0	0- 0		0- 0	
0- 0		0- 0		0- 0	AWAY		0- 0	0- 0		0- 0	
0- 0		0- 0		0- 0	NEUTRAL		0- 0	0- 0		0- 0	

RPI 1-25				RPI 26-50				RPI 51-100				RPI 101+ Team's RPI: 154			
RPI	S	Opponent	Score	RPI	S	Opponent	Score	RPI	S	Opponent	Score	RPI	S	Opponent	Score
				46	H	Arkansas	65 66	93	A	Fresno St.	61 70	129	A	Houston	65 61
												152	A	Oral Roberts	80 62
												239	A	San Francisco	80 73
												240	H	Grambling	78 54
												296	A	Incarnate Word	97 49
												326	H	Jackson St.	99 63
LAST 12 Division I GAMES:															
				296	A	Incarnate Word	97 49	129	A	Houston	65 61				
				239	A	San Francisco	80 73	152	A	Oral Roberts	80 62				
				93	A	Fresno St.	61 70								
				240	H	Grambling	78 54								
				46	H	Arkansas	65 66								
				326	H	Jackson St.	99 63								

Non-Div I Games:

UT Arlington

Average RPI	Win:	207	WON-LOST	WINNING	LAST 10	STRENGTH OF	OPP. STRENGTH	TEAM	ADJ.	CONF.	ADJ CONF.
Average RPI	Loss:	48	RECORD	PCT. RANK	GAMES	SCHEDULE	OF SCHEDULE	RPI	RPI	RPI	RPI
DIV. I ONLY		5- 3		118	1- 0	140	96	64	64	21	21
DIV. I NON-CONF.		5- 3		118	1- 0	140	96	64	64	21	21

TOTALS	RPI 1-25		RPI 26-50		W-L RECORDS	RPI 51-100		RPI 101-150		RPI 150+	
5- 3	0- 1		0- 1		OVERALL	0- 1		2- 0		3- 0	
3- 0	0- 0		0- 0		HOME	0- 0		1- 0		2- 0	
2- 3	0- 1		0- 1		AWAY	0- 1		1- 0		1- 0	
0- 0	0- 0		0- 0		NEUTRAL	0- 0		0- 0		0- 0	
5- 3	0- 1		0- 1		NON-CONFERENCE	0- 1		2- 0		3- 0	
3- 0	0- 0		0- 0		HOME	0- 0		1- 0		2- 0	
2- 3	0- 1		0- 1		AWAY	0- 1		1- 0		1- 0	
0- 0	0- 0		0- 0		NEUTRAL	0- 0		0- 0		0- 0	
0- 0	0- 0		0- 0		CONFERENCE	0- 0		0- 0		0- 0	
0- 0	0- 0		0- 0		HOME	0- 0		0- 0		0- 0	
0- 0	0- 0		0- 0		AWAY	0- 0		0- 0		0- 0	
0- 0	0- 0		0- 0		NEUTRAL	0- 0		0- 0		0- 0	

RPI 1-25				RPI 26-50				RPI 51-100				RPI 101+			
RPI	S	Opponent	Score	RPI	S	Opponent	Score	RPI	S	Opponent	Score	RPI	S	Opponent	Score
9	A	Louisville	62 102	39	A	IUPUI	72 73	95	A	Northwestern	64 90	128	A	Chattanooga	81 79
												149	H	Southern Ill.	95 94
												171	H	Arkansas St.	97 91
												253	H	Samford	89 68
												332	A	Lipscomb	62 53

LAST 12 Division I GAMES:															
149	H	Southern Ill.	95 94	332	A	Lipscomb	62 53	9	A	Louisville	62 102	128	A	Chattanooga	81 79
253	H	Samford	89 68					95	A	Northwestern	64 90	171	H	Arkansas St.	97 91
				39	A	IUPUI	72 73								

Non-Div I Games: Christian Bros. 108 82

UT Martin

U
T
E
P

UTEP				Through Games Of Dec. 18, 2018															
Average RPI Win: 316		WON-LOST RECORD		WINNING PCT. RANK		LAST 10 GAMES		STRENGTH OF SCHEDULE		OPP. STRENGTH OF SCHEDULE		TEAM RPI		ADJ. RPI		CONF. RPI		ADJ CONF. RPI	
Average RPI Loss: 143																			
DIV. I ONLY		2- 8		285		0- 1		204		289		315		315		18		18	
DIV. I NON-CONF.		2- 8		285		0- 1		204		289		315		315		18		18	
TOTALS		RPI 1-25		RPI 26-50		W-L RECORDS		RPI 51-100		RPI 101-150		RPI 150+							
2- 8		0- 1		0- 0		OVERALL		0- 0		0- 4		2- 3							
2- 5		0- 0		0- 0		HOME		0- 0		0- 3		2- 2							
0- 3		0- 1		0- 0		AWAY		0- 0		0- 1		0- 1							
0- 0		0- 0		0- 0		NEUTRAL		0- 0		0- 0		0- 0							
2- 8		0- 1		0- 0		NON-CONFERENCE		0- 0		0- 4		2- 3							
2- 5		0- 0		0- 0		HOME		0- 0		0- 3		2- 2							
0- 3		0- 1		0- 0		AWAY		0- 0		0- 1		0- 1							
0- 0		0- 0		0- 0		NEUTRAL		0- 0		0- 0		0- 0							
0- 0		0- 0		0- 0		CONFERENCE		0- 0		0- 0		0- 0							
0- 0		0- 0		0- 0		HOME		0- 0		0- 0		0- 0							
0- 0		0- 0		0- 0		AWAY		0- 0		0- 0		0- 0							
0- 0		0- 0		0- 0		NEUTRAL		0- 0		0- 0		0- 0							
RPI 1-25				RPI 26-50				RPI 51-100				RPI 101+				Team's RPI: 315			
RPI	S	Opponent	Score	RPI	S	Opponent	Score	RPI	S	Opponent	Score	RPI	S	Opponent	Score				
23	A	New Mexico	51 69									102	A	Arizona	40 62	107	H	New Mexico St.	65 69
												136	H	Abilene Christian	69 70	145	H	Portland St.	61 89
												165	H	Nicholls St.	56 58	171	H	Arkansas St.	66 67
												280	H	CSU Bakersfield	53 47	295	A	Weber St.	63 68
												351	H	Alcorn	77 51				
LAST 12 Division I GAMES:																			
102	A	Arizona	40 62	295	A	Weber St.	63 68	136	H	Abilene Christian	69 70	165	H	Nicholls St.	56 58	107	H	New Mexico St.	65 69
145	H	Portland St.	61 89									280	H	CSU Bakersfield	53 47	351	H	Alcorn	77 51
23	A	New Mexico	51 69																
171	H	Arkansas St.	66 67																

U
T
E
P

Non-Div I Games:

UTEP

Average RPI Win: 303
Average RPI Loss: 254

WON-LOST
RECORD

WINNING
PCT. RANK

LAST 10
GAMES

STRENGTH OF
SCHEDULE

OPP. STRENGTH
OF SCHEDULE

TEAM
RPI

ADJ.
RPI

CONF.
RPI

ADJ CONF.
RPI

DIV. I ONLY	4- 4	161	0- 1	349	272	335	335	30	30
DIV. I NON-CONF.	4- 4	161	0- 1	349	272	335	335	30	30

TOTALS	RPI 1-25	RPI 26-50	W-L RECORDS	RPI 51-100	RPI 101-150	RPI 150+			
4- 4	0- 0	0- 0	OVERALL	0- 0	0- 0	4- 4			
2- 2	0- 0	0- 0	HOME	0- 0	0- 0	2- 2			
2- 2	0- 0	0- 0	AWAY	0- 0	0- 0	2- 2			
0- 0	0- 0	0- 0	NEUTRAL	0- 0	0- 0	0- 0			
4- 4	0- 0	0- 0	NON-CONFERENCE	0- 0	0- 0	4- 4			
2- 2	0- 0	0- 0	HOME	0- 0	0- 0	2- 2			
2- 2	0- 0	0- 0	AWAY	0- 0	0- 0	2- 2			
0- 0	0- 0	0- 0	NEUTRAL	0- 0	0- 0	0- 0			
0- 0	0- 0	0- 0	CONFERENCE	0- 0	0- 0	0- 0			
0- 0	0- 0	0- 0	HOME	0- 0	0- 0	0- 0			
0- 0	0- 0	0- 0	AWAY	0- 0	0- 0	0- 0			
0- 0	0- 0	0- 0	NEUTRAL	0- 0	0- 0	0- 0			

RPI 1-25				RPI 26-50				RPI 51-100				RPI 101+ Team's RPI: 335			
RPI	S	Opponent	Score	RPI	S	Opponent	Score	RPI	S	Opponent	Score	RPI	S	Opponent	Score
												206	A	Massachusetts	70 74
												212	H	Texas Southern	55 69
												219	H	Prairie View	57 50
												274	A	UTSA	58 61
												324	A	A&M-Corpus Christi	70 57
												324	H	A&M-Corpus Christi	49 59
												329	A	Canisius	57 53
												341	H	Louisiana	75 60
LAST 12 Division I GAMES:															
				212	H	Texas Southern	55 69	274	A	UTSA	58 61				
				324	A	A&M-Corpus Christi	70 57	324	H	A&M-Corpus Christi	49 59				
				341	H	Louisiana	75 60								
				219	H	Prairie View	57 50								
				206	A	Massachusetts	70 74								
				329	A	Canisius	57 53								

Non-Div I Games: Texas Lutheran 82 38 UNKNOWN 74 43

UTRGV

Loss, Non-Conf, S Site, H Home A Away N Neutral

Average RPI Win:	268	WON-LOST	WINNING	LAST 10	STRENGTH OF	OPP. STRENGTH	TEAM	ADJ.	CONF.	ADJ CONF.
Average RPI Loss:	125	RECORD	PCT. RANK	GAMES	SCHEDULE	OF SCHEDULE	RPI	RPI	RPI	RPI
DIV. I ONLY	3- 6	236	1- 0	183	227	274	274	18	18	
DIV. I NON-CONF.	3- 6	236	1- 0	183	227	274	274	18	18	

TOTALS	RPI 1-25	RPI 26-50	W-L RECORDS	RPI 51-100	RPI 101-150	RPI 150+				
3- 6	0- 0	0- 1	OVERALL	0- 2	0- 1	3- 2				
3- 3	0- 0	0- 1	HOME	0- 1	0- 0	3- 1				
0- 2	0- 0	0- 0	AWAY	0- 1	0- 1	0- 0				
0- 1	0- 0	0- 0	NEUTRAL	0- 0	0- 0	0- 1				
3- 6	0- 0	0- 1	NON-CONFERENCE	0- 2	0- 1	3- 2				
3- 3	0- 0	0- 1	HOME	0- 1	0- 0	3- 1				
0- 2	0- 0	0- 0	AWAY	0- 1	0- 1	0- 0				
0- 1	0- 0	0- 0	NEUTRAL	0- 0	0- 0	0- 1				
0- 0	0- 0	0- 0	CONFERENCE	0- 0	0- 0	0- 0				
0- 0	0- 0	0- 0	HOME	0- 0	0- 0	0- 0				
0- 0	0- 0	0- 0	AWAY	0- 0	0- 0	0- 0				
0- 0	0- 0	0- 0	NEUTRAL	0- 0	0- 0	0- 0				

RPI 1-25				RPI 26-50				RPI 51-100				RPI 101+				Team's RPI: 274	
RPI	S	Opponent	Score	RPI	S	Opponent	Score	RPI	S	Opponent	Score	RPI	S	Opponent	Score		
				39	H	IUPUI	50 58	73	A	Texas	54 98	101	A	Seton Hall	53 84		
								89	H	Utah St.	56 62	173	H	San Diego	87 77		
												175	H	Texas St.	60 68		
												272	N	UMBC	58 72		
												295	H	Weber St.	66 59		
												335	H	UTRGV	61 58		
LAST 12 Division I GAMES:																	
				39	H	IUPUI	50 58	173	H	San Diego	87 77						
				175	H	Texas St.	60 68	89	H	Utah St.	56 62						
				335	H	UTRGV	61 58	73	A	Texas	54 98						
				101	A	Seton Hall	53 84	295	H	Weber St.	66 59						
				272	N	UMBC	58 72										

Non-Div I Games: Concordia (TX) 78 51

UTSA

U t a h

U
t
a
h

Utah

Average RPI Win: 253

Average RPI Loss: 47

WON-LOST
RECORDWINNING
PCT. RANKLAST 10
GAMESSTRENGTH OF
SCHEDULEOPP. STRENGTH
OF SCHEDULETEAM
RPIADJ.
RPICONF.
RPIADJ CONF.
RPIDIV. I ONLY
DIV. I NON-CONF.4- 5
4- 5189
1891- 0
1- 032
32156
15689
8989
899
99
9

TOTALS

RPI 1-25

RPI 26-50

W-L RECORDS

RPI 51-100

RPI 101-150

RPI 150+

4- 5

0- 2

0- 0

OVERALL

0- 3

0- 0

4- 0

1- 2

0- 1

0- 0

HOME

0- 1

0- 0

1- 0

3- 1

0- 0

0- 0

AWAY

0- 1

0- 0

3- 0

0- 2

0- 1

0- 0

NEUTRAL

0- 1

0- 0

0- 0

4- 5

0- 2

0- 0

NON-CONFERENCE

0- 3

0- 0

4- 0

1- 2

0- 1

0- 0

HOME

0- 1

0- 0

1- 0

3- 1

0- 0

0- 0

AWAY

0- 1

0- 0

3- 0

0- 2

0- 1

0- 0

NEUTRAL

0- 1

0- 0

0- 0

0- 0

0- 0

0- 0

CONFERENCE

0- 0

0- 0

0- 0

0- 0

0- 0

0- 0

HOME

0- 0

0- 0

0- 0

0- 0

0- 0

0- 0

AWAY

0- 0

0- 0

0- 0

0- 0

0- 0

0- 0

NEUTRAL

0- 0

0- 0

0- 0

RPI 1-25

RPI 26-50

RPI 51-100

Team's RPI: 89

RPI 101+

RPI	S	Opponent	Score
4	H	Oregon	58 88
25	N	Col orado	68 78

RPI	S	Opponent	Score
-----	---	----------	-------

RPI	S	Opponent	Score
54	N	Southern Cal i forni a	46 55
70	H	BYU	57 62
82	A	Portland	54 61

RPI	S	Opponent	Score
176	A	Washington St.	72 61
274	A	UTSA	62 56
277	H	Utah Valley	67 62
285	A	North Texas	57 41

LAST 12 Division I GAMES:

277	H	Utah Valley	67 62	25	N	Col orado	68 78
285	A	North Texas	57 41	54	N	Southern Cal i forni a	46 55
274	A	UTSA	62 56	70	H	BYU	57 62
82	A	Portland	54 61	4	H	Oregon	58 88
				176	A	Washington St.	72 61

Non-Div I Games:

Northern N.M.

106 35

Utah St.

Average RPI Win: 286

Average RPI Loss: 101

WON-LOST
RECORDWINNING
PCT. RANKLAST 10
GAMESSTRENGTH OF
SCHEDULEOPP. STRENGTH
OF SCHEDULETEAM
RPIADJ.
RPICONF.
RPIADJ CONF.
RPIDIV. I ONLY
DIV. I NON-CONF.2- 6
2- 6267
2671- 0
1- 0199
199120
120277
277277
27730
3030
30

TOTALS

RPI 1-25

RPI 26-50

W-L RECORDS

RPI 51-100

RPI 101-150

RPI 150+

2- 6

0- 0

0- 0

OVERALL

0- 5

0- 0

2- 1

2- 2

0- 0

0- 0

HOME

0- 2

0- 0

2- 0

0- 4

0- 0

0- 0

AWAY

0- 3

0- 0

0- 1

0- 0

0- 0

0- 0

NEUTRAL

0- 0

0- 0

0- 0

2- 6

0- 0

0- 0

NON-CONFERENCE

0- 5

0- 0

2- 1

2- 2

0- 0

0- 0

HOME

0- 2

0- 0

2- 0

0- 4

0- 0

0- 0

AWAY

0- 3

0- 0

0- 1

0- 0

0- 0

0- 0

NEUTRAL

0- 0

0- 0

0- 0

0- 0

0- 0

0- 0

CONFERENCE

0- 0

0- 0

0- 0

0- 0

0- 0

0- 0

HOME

0- 0

0- 0

0- 0

0- 0

0- 0

0- 0

AWAY

0- 0

0- 0

0- 0

0- 0

0- 0

0- 0

NEUTRAL

0- 0

0- 0

0- 0

RPI 1-25

RPI S Opponent Score

RPI 26-50

RPI S Opponent Score

RPI 51-100

RPI S Opponent Score

RPI 101+

Team's RPI: 277

RPI S Opponent Score

59 A Idaho St. 68 80
 70 H BYU 51 77
 82 H Portland 60 65
 89 A Utah St. 62 67
 97 A Utah 47 85

211 A Southern Utah 59 60
 276 H UC Santa Barbara 63 54
 295 H Weber St. 65 59

LAST 12 Division I GAMES:

89 A Utah St. 62 67 295 H Weber St. 65 59
 59 A Idaho St. 68 80 276 H UC Santa Barbara 63 54
 211 A Southern Utah 59 60
 97 A Utah 47 85
 70 H BYU 51 77
 82 H Portland 60 65

Non-Div I Games:

Ottawa (AZ)

90 61

La Verne

86 79

Arizona Christian 76 68

Utah Valley

Average RPI Win:	207	WON-LOST	WINNING	LAST 10	STRENGTH OF	OPP. STRENGTH	TEAM	ADJ.	CONF.	ADJ CONF.
Average RPI Loss:	60	RECORD	PCT. RANK	GAMES	SCHEDULE	OF SCHEDULE	RPI	RPI	RPI	RPI
DIV. I ONLY	6- 4	122	0- 1	132	110	86	86	16	16	
DIV. I NON-CONF.	6- 4	122	0- 1	132	110	86	86	16	16	

TOTALS	RPI 1-25	RPI 26-50	W-L RECORDS	RPI 51-100	RPI 101-150	RPI 150+				
6- 4	0- 1	0- 2	OVERALL	1- 0	0- 1	5- 0				
3- 0	0- 0	0- 0	HOME	1- 0	0- 0	2- 0				
2- 3	0- 1	0- 1	AWAY	0- 0	0- 1	2- 0				
1- 1	0- 0	0- 1	NEUTRAL	0- 0	0- 0	1- 0				
6- 4	0- 1	0- 2	NON-CONFERENCE	1- 0	0- 1	5- 0				
3- 0	0- 0	0- 0	HOME	1- 0	0- 0	2- 0				
2- 3	0- 1	0- 1	AWAY	0- 0	0- 1	2- 0				
1- 1	0- 0	0- 1	NEUTRAL	0- 0	0- 0	1- 0				
0- 0	0- 0	0- 0	CONFERENCE	0- 0	0- 0	0- 0				
0- 0	0- 0	0- 0	HOME	0- 0	0- 0	0- 0				
0- 0	0- 0	0- 0	AWAY	0- 0	0- 0	0- 0				
0- 0	0- 0	0- 0	NEUTRAL	0- 0	0- 0	0- 0				

RPI	S	Opponent	Score	RPI	S	Opponent	Score	RPI	S	Opponent	Score	RPI	S	Opponent	Score
21	A	Old Dominion	57 60	31	A	North Carolina	47 59	64	H	Wake Forest	53 40	147	A	Cincinnati	54 66
				39	N	IUPUI	61 63					167	A	William & Mary	72 55
												174	A	Georgetown	47 45
												193	H	UNCW	58 47
												295	N	Weber St.	64 36
												349	H	Longwood	84 55

LAST 12 Division I GAMES:															
295	N	Weber St.	64 36	21	A	Old Dominion	57 60	147	A	Cincinnati	54 66	174	A	Georgetown	47 45
64	H	Wake Forest	53 40	31	A	North Carolina	47 59	193	H	UNCW	58 47	39	N	IUPUI	61 63
349	H	Longwood	84 55												
167	A	William & Mary	72 55												

Non-Div I Games:

VCU

Average RPI Win:	285	WON-LOST	WINNING	LAST 10	STRENGTH OF	OPP. STRENGTH	TEAM	ADJ.	CONF.	ADJ CONF.
Average RPI Loss:	170	RECORD	PCT. RANK	GAMES	SCHEDULE	OF SCHEDULE	RPI	RPI	RPI	RPI
DIV. I ONLY	3- 7	250	0- 1	279	261	304	304	15	15	
DIV. I NON-CONF.	3- 7	250	0- 1	279	261	304	304	15	15	
<hr/>										
TOTALS	RPI 1-25	RPI 26-50	W-L RECORDS	RPI 51-100	RPI 101-150	RPI 150+				
3- 7	0- 0	0- 1	OVERALL	0- 0	0- 2	3- 4				
1- 4	0- 0	0- 1	HOME	0- 0	0- 1	1- 2				
1- 3	0- 0	0- 0	AWAY	0- 0	0- 1	1- 2				
1- 0	0- 0	0- 0	NEUTRAL	0- 0	0- 0	1- 0				
3- 7	0- 0	0- 1	NON-CONFERENCE	0- 0	0- 2	3- 4				
1- 4	0- 0	0- 1	HOME	0- 0	0- 1	1- 2				
1- 3	0- 0	0- 0	AWAY	0- 0	0- 1	1- 2				
1- 0	0- 0	0- 0	NEUTRAL	0- 0	0- 0	1- 0				
0- 0	0- 0	0- 0	CONFERENCE	0- 0	0- 0	0- 0				
0- 0	0- 0	0- 0	HOME	0- 0	0- 0	0- 0				
0- 0	0- 0	0- 0	AWAY	0- 0	0- 0	0- 0				
0- 0	0- 0	0- 0	NEUTRAL	0- 0	0- 0	0- 0				

RPI 1-25				RPI 26-50				RPI 51-100				RPI 101+ Team's RPI: 304			
RPI	S	Opponent	Score	RPI	S	Opponent	Score	RPI	S	Opponent	Score	RPI	S	Opponent	Score
				45	H	Toledo	59 65					123	A	Illinois	54 73
												134	H	Miami (OH)	47 68
												170	A	Morehead St.	62 68
												179	H	North Dakota	56 62
												229	A	UIC	65 75
												241	H	Eastern Ill.	62 60
												287	N	St. Francis Brooklyn	78 76
												310	H	North Dakota St.	48 51
												327	A	Chicago St.	76 70
<hr/>															
LAST 12 Division I GAMES:															
310	H	North Dakota St.	48 51	134	H	Miami (OH)	47 68	241	H	Eastern Ill.	62 60				
123	A	Illinois	54 73	327	A	Chicago St.	76 70	45	H	Toledo	59 65				
179	H	North Dakota	56 62	287	N	St. Francis Brooklyn	78 76	170	A	Morehead St.	62 68				
229	A	UIC	65 75												

Non-Div I Games:

Valparaiso

Average RPI	Win: 310	WON-LOST	WINNING	LAST 10	STRENGTH OF	OPP. STRENGTH	TEAM	ADJ.	CONF.	ADJ CONF.
Average RPI	Loss: 56	RECORD	PCT. RANK	GAMES	SCHEDULE	OF SCHEDULE	RPI	RPI	RPI	RPI
DIV. I ONLY	4- 6	211	0- 1	66	214	168	168	5	5	
DIV. I NON-CONF.	4- 6	211	0- 1	66	214	168	168	5	5	

TOTALS	RPI 1-25	RPI 26-50	W-L RECORDS	RPI 51-100	RPI 101-150	RPI 150+				
4- 6	0- 2	0- 1	OVERALL	0- 2	0- 1	4- 0				
3- 2	0- 0	0- 1	HOME	0- 0	0- 1	3- 0				
1- 3	0- 1	0- 0	AWAY	0- 2	0- 0	1- 0				
0- 1	0- 1	0- 0	NEUTRAL	0- 0	0- 0	0- 0				
4- 6	0- 2	0- 1	NON-CONFERENCE	0- 2	0- 1	4- 0				
3- 2	0- 0	0- 1	HOME	0- 0	0- 1	3- 0				
1- 3	0- 1	0- 0	AWAY	0- 2	0- 0	1- 0				
0- 1	0- 1	0- 0	NEUTRAL	0- 0	0- 0	0- 0				
0- 0	0- 0	0- 0	CONFERENCE	0- 0	0- 0	0- 0				
0- 0	0- 0	0- 0	HOME	0- 0	0- 0	0- 0				
0- 0	0- 0	0- 0	AWAY	0- 0	0- 0	0- 0				
0- 0	0- 0	0- 0	NEUTRAL	0- 0	0- 0	0- 0				

RPI 1-25				RPI 26-50				RPI 51-100				RPI 101+ Team's RPI: 168			
RPI	S	Opponent	Score	RPI	S	Opponent	Score	RPI	S	Opponent	Score	RPI	S	Opponent	Score
2	N	UConn	42 80	44	H	Central Mich.	57 66	56	A	Middle Tenn.	58 65	145	H	North Ala.	71 74
3	A	NC State	54 74					87	A	Kansas St.	61 72	255	A	Ball St.	60 43
												299	H	Tennessee St.	89 63
												339	H	Presbyterian	78 43
												347	H	Austin Peay	99 70
LAST 12 Division I GAMES:															
44	H	Central Mich.	57 66	339	H	Presbyterian	78 43	2	N	UConn	42 80				
255	A	Ball St.	60 43	299	H	Tennessee St.	89 63	3	A	NC State	54 74				
87	A	Kansas St.	61 72					347	H	Austin Peay	99 70				
145	H	North Ala.	71 74	56	A	Middle Tenn.	58 65								

Non-Div I Games:

Vanderbilt

Average RPI Win: 299 WON-LOST RECORD WINNING PCT. RANK LAST 10 GAMES STRENGTH OF SCHEDULE OPP. STRENGTH OF SCHEDULE TEAM RPI ADJ. RPI CONF. RPI ADJ CONF. RPI

Average RPI Loss: 163

DIV. I ONLY	3- 6	236	0- 1	180	312	275	275	23	23
DIV. I NON-CONF.	3- 6	236	0- 1	180	312	275	275	23	23
TOTALS	RPI 1-25	RPI 26-50	W-L RECORDS	RPI 51-100	RPI 101-150	RPI 150+			
3- 6	0- 0	0- 0	OVERALL	0- 1	0- 2	3- 3			
2- 5	0- 0	0- 0	HOME	0- 0	0- 2	2- 3			
1- 1	0- 0	0- 0	AWAY	0- 1	0- 0	1- 0			
0- 0	0- 0	0- 0	NEUTRAL	0- 0	0- 0	0- 0			
3- 6	0- 0	0- 0	NON-CONFERENCE	0- 1	0- 2	3- 3			
2- 5	0- 0	0- 0	HOME	0- 0	0- 2	2- 3			
1- 1	0- 0	0- 0	AWAY	0- 1	0- 0	1- 0			
0- 0	0- 0	0- 0	NEUTRAL	0- 0	0- 0	0- 0			
0- 0	0- 0	0- 0	CONFERENCE	0- 0	0- 0	0- 0			
0- 0	0- 0	0- 0	HOME	0- 0	0- 0	0- 0			
0- 0	0- 0	0- 0	AWAY	0- 0	0- 0	0- 0			
0- 0	0- 0	0- 0	NEUTRAL	0- 0	0- 0	0- 0			

RPI 1-25	RPI 26-50	RPI 51-100	RPI 101+	Team's RPI: 275
RPI S Opponent Score	RPI S Opponent Score	RPI S Opponent Score	RPI S Opponent Score	
		85 A South Fla. 55 102	126 H Yale 55 58	
			148 H Rhode Island 58 61	
			153 H Drexel 44 60	
			207 H Holy Cross 40 65	
			230 H Rider 54 49	
			256 H Dartmouth 42 66	
			333 A NJIT 71 63	
			334 H Wagner 56 54	
LAST 12 Division I GAMES:				
153 H Drexel 44 60	334 H Wagner 56 54			
85 A South Fla. 55 102	148 H Rhode Island 58 61			
126 H Yale 55 58	256 H Dartmouth 42 66			
333 A NJIT 71 63	230 H Rider 54 49			
207 H Holy Cross 40 65				

Non-Div I Games: Norwich 78 28

Vermont

Average RPI Win:	194	WON-LOST	WINNING	LAST 10	STRENGTH OF	OPP. STRENGTH	TEAM	ADJ.	CONF.	ADJ CONF.
Average RPI Loss:	24	RECORD	PCT. RANK	GAMES	SCHEDULE	OF SCHEDULE	RPI	RPI	RPI	RPI
DIV. I ONLY	8- 2	46	1- 0	113	90	33	33	4	4	
DIV. I NON-CONF.	8- 2	46	1- 0	113	90	33	33	4	4	

TOTALS	RPI 1-25	RPI 26-50	W-L RECORDS	RPI 51-100	RPI 101-150	RPI 150+				
8- 2	0- 1	0- 1	OVERALL	0- 0	4- 0	4- 0				
5- 0	0- 0	0- 0	HOME	0- 0	3- 0	2- 0				
3- 1	0- 1	0- 0	AWAY	0- 0	1- 0	2- 0				
0- 1	0- 0	0- 1	NEUTRAL	0- 0	0- 0	0- 0				
8- 2	0- 1	0- 1	NON-CONFERENCE	0- 0	4- 0	4- 0				
5- 0	0- 0	0- 0	HOME	0- 0	3- 0	2- 0				
3- 1	0- 1	0- 0	AWAY	0- 0	1- 0	2- 0				
0- 1	0- 0	0- 1	NEUTRAL	0- 0	0- 0	0- 0				
0- 0	0- 0	0- 0	CONFERENCE	0- 0	0- 0	0- 0				
0- 0	0- 0	0- 0	HOME	0- 0	0- 0	0- 0				
0- 0	0- 0	0- 0	AWAY	0- 0	0- 0	0- 0				
0- 0	0- 0	0- 0	NEUTRAL	0- 0	0- 0	0- 0				

RPI S Opponent Score	RPI S Opponent Score	Team's RPI: 33	RPI S Opponent Score	RPI S Opponent Score	RPI S Opponent Score
15 A UCF 56 71	32 N Virginia Tech 59 61				
LAST 12 Division I GAMES:					
215 A George Washington 60 45	138 H Georgia 62 56		227 H Temple 76 68		
303 A Saint Joseph's 47 35			137 A Lehigh 70 48		
125 H Princeton 67 46			114 H Hartford 59 41		
15 A UCF 56 71					
32 N Virginia Tech 59 61					
294 H La Salle 81 68					

Non-Div I Games:

Villanova

Average RPI	Win: 191	WON-LOST RECORD	WINNING PCT. RANK	LAST 10 GAMES	STRENGTH OF SCHEDULE	OPP. STRENGTH OF SCHEDULE	TEAM RPI	ADJ. RPI	CONF. RPI	ADJ CONF. RPI
Average RPI	Loss: 73									
DIV. I ONLY		4- 6	211	0- 1	67	98	166	166	1	1
DIV. I NON-CONF.		4- 6	211	0- 1	67	98	166	166	1	1

TOTALS	RPI 1-25	RPI 26-50		W-L RECORDS	RPI 51-100	RPI 101-150	RPI 150+			
4- 6	1- 2	0- 2		OVERALL	0- 0	0- 1	3- 1			
3- 4	0- 1	0- 1		HOME	0- 0	0- 1	3- 1			
1- 2	1- 1	0- 1		AWAY	0- 0	0- 0	0- 0			
0- 0	0- 0	0- 0		NEUTRAL	0- 0	0- 0	0- 0			
4- 6	1- 2	0- 2		NON-CONFERENCE	0- 0	0- 1	3- 1			
3- 4	0- 1	0- 1		HOME	0- 0	0- 1	3- 1			
1- 2	1- 1	0- 1		AWAY	0- 0	0- 0	0- 0			
0- 0	0- 0	0- 0		NEUTRAL	0- 0	0- 0	0- 0			
0- 0	0- 0	0- 0		CONFERENCE	0- 0	0- 0	0- 0			
0- 0	0- 0	0- 0		HOME	0- 0	0- 0	0- 0			
0- 0	0- 0	0- 0		AWAY	0- 0	0- 0	0- 0			
0- 0	0- 0	0- 0		NEUTRAL	0- 0	0- 0	0- 0			

RPI 1-25				RPI 26-50				RPI 51-100				RPI 101+ Team's RPI: 166			
RPI	S	Opponent	Score	RPI	S	Opponent	Score	RPI	S	Opponent	Score	RPI	S	Opponent	Score
17	A	Kentucky	51 63	28	A	Michigan St.	66 91					127	H	Radford	44 57
18	H	Mississippi St.	44 72	44	H	Central Mich.	61 74					151	H	American	57 54
21	A	Old Dominion	73 67									205	H	Saint Louis	65 67
												263	H	Coppin St.	55 41
												328	H	N. C. A&T	67 57

LAST 12 Division I GAMES:															
205	H	Saint Louis	65 67	127	H	Radford	44 57								
44	H	Central Mich.	61 74	151	H	American	57 54								
328	H	N. C. A&T	67 57	263	H	Coppin St.	55 41								
21	A	Old Dominion	73 67	28	A	Michigan St.	66 91								
17	A	Kentucky	51 63												
18	H	Mississippi St.	44 72												

Non-Div I Games:

Virginia

Average RPI	Win:	180	WON-LOST	WINNING	LAST 10	STRENGTH OF	OPP. STRENGTH	TEAM	ADJ.	CONF.	ADJ CONF.
Average RPI	Loss:	0	RECORD	PCT. RANK	GAMES	SCHEDULE	OF SCHEDULE	RPI	RPI	RPI	RPI
DIV. I ONLY		10- 0		1	1- 0	233	115	32	32	1	1
DIV. I NON-CONF.		10- 0		1	1- 0	233	115	32	32	1	1

TOTALS	RPI 1-25		RPI 26-50		W-L RECORDS	RPI 51-100		RPI 101-150		RPI 150+	
10- 0	0- 0		1- 0		OVERALL	1- 0		3- 0		5- 0	
7- 0	0- 0		0- 0		HOME	1- 0		3- 0		3- 0	
1- 0	0- 0		0- 0		AWAY	0- 0		0- 0		1- 0	
2- 0	0- 0		1- 0		NEUTRAL	0- 0		0- 0		1- 0	
10- 0	0- 0		1- 0		NON-CONFERENCE	1- 0		3- 0		5- 0	
7- 0	0- 0		0- 0		HOME	1- 0		3- 0		3- 0	
1- 0	0- 0		0- 0		AWAY	0- 0		0- 0		1- 0	
2- 0	0- 0		1- 0		NEUTRAL	0- 0		0- 0		1- 0	
0- 0	0- 0		0- 0		CONFERENCE	0- 0		0- 0		0- 0	
0- 0	0- 0		0- 0		HOME	0- 0		0- 0		0- 0	
0- 0	0- 0		0- 0		AWAY	0- 0		0- 0		0- 0	
0- 0	0- 0		0- 0		NEUTRAL	0- 0		0- 0		0- 0	

RPI	S	Opponent	Score	RPI	S	Opponent	Score	RPI	S	Opponent	Score	RPI	S	Opponent	Score
				33	N	Villanova	61 59	63	H	Rutgers	67 51	127	H	Radford	55 44
												128	H	Chattanooga	74 59
												135	H	Mt. St. Mary's	83 51
												183	H	Monmouth	82 49
												231	H	Ga. Southern	78 49
												283	N	Richmond	85 57
												305	H	USC Upstate	96 45
												314	A	Liberty	72 61
LAST 12 Division I GAMES:															
183	H	Monmouth	82 49	135	H	Mt. St. Mary's	83 51	127	H	Radford	55 44				
314	A	Liberty	72 61	63	H	Rutgers	67 51	283	N	Richmond	85 57				
231	H	Ga. Southern	78 49	33	N	Villanova	61 59	128	H	Chattanooga	74 59				
305	H	USC Upstate	96 45												

Non-Div I Games:

Virginia Tech

Average RPI Win: 349

Average RPI Loss: 216

WON-LOST
RECORDWINNING
PCT. RANKLAST 10
GAMESSTRENGTH OF
SCHEDULEOPP. STRENGTH
OF SCHEDULETEAM
RPIADJ.
RPICONF.
RPIADJ CONF.
RPIDIV. I ONLY
DIV. I NON-CONF.1- 9
1- 9324
3240- 1
0- 1240
240341
341334
334334
33431
3131
31

TOTALS

RPI 1-25

RPI 26-50

W-L RECORDS

RPI 51-100

RPI 101-150

RPI 150+

1- 9
0- 3
1- 5
0- 10- 0
0- 0
0- 0
0- 00- 0
0- 0
0- 0
0- 0OVERALL
HOME
AWAY
NEUTRAL0- 0
0- 0
0- 0
0- 00- 3
0- 1
0- 2
0- 01- 6
0- 2
1- 3
0- 11- 9
0- 3
1- 5
0- 10- 0
0- 0
0- 0
0- 00- 0
0- 0
0- 0
0- 0NON-CONFERENCE
HOME
AWAY
NEUTRAL0- 0
0- 0
0- 0
0- 00- 3
0- 1
0- 2
0- 01- 6
0- 2
1- 3
0- 10- 0
0- 0
0- 0
0- 00- 0
0- 0
0- 0
0- 00- 0
0- 0
0- 0
0- 0CONFERENCE
HOME
AWAY
NEUTRAL0- 0
0- 0
0- 0
0- 00- 0
0- 0
0- 0
0- 00- 0
0- 0
0- 0
0- 0

RPI 1-25

RPI 26-50

RPI 51-100

RPI 101+

Team's RPI: 334

RPI S Opponent Score

RPI S Opponent Score

RPI S Opponent Score

RPI S Opponent Score

101	A	Seton Hall	40	95
109	A	Stony Brook	45	70
126	H	Yale	41	74
158	A	Fordham	59	80
266	N	Siena	71	74
275	A	Vermont	54	56
282	A	Saint Peter's	57	69
309	H	Army West Point	46	61
321	H	Lafayette	43	66
349	A	Longwood	86	60

LAST 12 Division I GAMES:

266	N	Siena	71	74	309	H	Army West Point	46	61
109	A	Stony Brook	45	70	282	A	Saint Peter's	57	69
158	A	Fordham	59	80	126	H	Yale	41	74
101	A	Seton Hall	40	95	275	A	Vermont	54	56
					321	H	Lafayette	43	66
					349	A	Longwood	86	60

W
a
g
n
e
rW
a
g
n
e
r

Non-Div I Games:

Wagner

Average RPI	Win: 162	WON-LOST	WINNING	LAST 10	STRENGTH OF	OPP. STRENGTH	TEAM	ADJ.	CONF.	ADJ CONF.
Average RPI	Loss: 96	RECORD	PCT. RANK	GAMES	SCHEDULE	OF SCHEDULE	RPI	RPI	RPI	RPI
DIV. I ONLY	7- 4	110	1- 0	37	194	64	64	1	1	
DIV. I NON-CONF.	7- 4	110	1- 0	37	194	64	64	1	1	

TOTALS	RPI 1-25	RPI 26-50	W-L RECORDS	RPI 51-100	RPI 101-150	RPI 150+				
7- 4	0- 1	0- 0	OVERALL	3- 2	1- 0	3- 1				
6- 2	0- 1	0- 0	HOME	2- 1	1- 0	3- 0				
1- 2	0- 0	0- 0	AWAY	1- 1	0- 0	0- 1				
0- 0	0- 0	0- 0	NEUTRAL	0- 0	0- 0	0- 0				
7- 4	0- 1	0- 0	NON-CONFERENCE	3- 2	1- 0	3- 1				
6- 2	0- 1	0- 0	HOME	2- 1	1- 0	3- 0				
1- 2	0- 0	0- 0	AWAY	1- 1	0- 0	0- 1				
0- 0	0- 0	0- 0	NEUTRAL	0- 0	0- 0	0- 0				
0- 0	0- 0	0- 0	CONFERENCE	0- 0	0- 0	0- 0				
0- 0	0- 0	0- 0	HOME	0- 0	0- 0	0- 0				
0- 0	0- 0	0- 0	AWAY	0- 0	0- 0	0- 0				
0- 0	0- 0	0- 0	NEUTRAL	0- 0	0- 0	0- 0				

RPI 1-25				RPI 26-50				RPI 51-100 Team's RPI: 64				RPI 101+			
RPI	S	Opponent	Score	RPI	S	Opponent	Score	RPI	S	Opponent	Score	RPI	S	Opponent	Score
13	H	Indiana	73 87					55	A	Charlotte	69 43	119	H	James Madison	50 49
								84	H	St. John's (NY)	64 59	188	A	East Carolina	61 70
								86	A	VCU	40 53	191	H	Towson	60 53
								94	H	Mercer	69 54	283	H	Richmond	62 48
								98	H	Xavier	50 62	311	H	UMES	78 67
LAST 12 Division I GAMES:															
119	H	James Madison	50 49	13	H	Indiana	73 87	188	A	East Carolina	61 70				
311	H	UMES	78 67	98	H	Xavier	50 62	86	A	VCU	40 53				
55	A	Charlotte	69 43	283	H	Richmond	62 48	94	H	Mercer	69 54				
84	H	St. John's (NY)	64 59												
191	H	Towson	60 53												

Non-Div I Games:

Wake Forest

Average RPI	Win: 144	WON-LOST	WINNING	LAST 10	STRENGTH OF	OPP. STRENGTH	TEAM	ADJ.	CONF.	ADJ CONF.
Average RPI	Loss: 88	RECORD	PCT. RANK	GAMES	SCHEDULE	OF SCHEDULE	RPI	RPI	RPI	RPI
DIV. I ONLY	7- 4	110	0- 1	54	116	66	66	2	2	
DIV. I NON-CONF.	7- 4	110	0- 1	54	116	66	66	2	2	

TOTALS	RPI 1-25	RPI 26-50	W-L RECORDS	RPI 51-100	RPI 101-150	RPI 150+				
7- 4	0- 0	1- 1	OVERALL	2- 2	1- 0	3- 1				
5- 1	0- 0	0- 0	HOME	2- 1	1- 0	2- 0				
1- 1	0- 0	0- 1	AWAY	0- 0	0- 0	1- 0				
1- 2	0- 0	1- 0	NEUTRAL	0- 1	0- 0	0- 1				
7- 4	0- 0	1- 1	NON-CONFERENCE	2- 2	1- 0	3- 1				
5- 1	0- 0	0- 0	HOME	2- 1	1- 0	2- 0				
1- 1	0- 0	0- 1	AWAY	0- 0	0- 0	1- 0				
1- 2	0- 0	1- 0	NEUTRAL	0- 1	0- 0	0- 1				
0- 0	0- 0	0- 0	CONFERENCE	0- 0	0- 0	0- 0				
0- 0	0- 0	0- 0	HOME	0- 0	0- 0	0- 0				
0- 0	0- 0	0- 0	AWAY	0- 0	0- 0	0- 0				
0- 0	0- 0	0- 0	NEUTRAL	0- 0	0- 0	0- 0				

RPI 1-25				RPI 26-50				RPI 51-100				Team's RPI: 66				RPI 101+			
RPI	S	Opponent	Score	RPI	S	Opponent	Score	RPI	S	Opponent	Score	RPI	S	Opponent	Score	RPI	S	Opponent	Score
38	A	Tulane	51 63	42	N	Duke	71 64	67	N	Michigan	73 80	77	H	Ohio St.	69 59	142	H	Northern Ariz.	81 59
								80	H	Montana	69 54	158	N	Fordham	57 65	161	H	George Mason	81 52
								90	H	Boise St.	69 73	208	H	Cal St. Fullerton	83 74	297	A	Seattle U	69 58
LAST 12 Division I GAMES:																			
90	H	Boise St.	69 73	67	N	Michigan	73 80	161	H	George Mason	81 52	297	A	Seattle U	69 58	42	N	Duke	71 64
158	N	Fordham	57 65	80	H	Montana	69 54	38	A	Tulane	51 63	142	H	Northern Ariz.	81 59				
77	H	Ohio St.	69 59					208	H	Cal St. Fullerton	83 74								

Non-Div I Games:

Washington

Average RPI Win: 159

Average RPI Loss: 74

WON-LOST
RECORDWINNING
PCT. RANKLAST 10
GAMESSTRENGTH OF
SCHEDULEOPP. STRENGTH
OF SCHEDULETEAM
RPIADJ.
RPICONF.
RPIADJ CONF.
RPIDIV. I ONLY
DIV. I NON-CONF.4- 5
4- 5189
1891- 0
1- 088
8884
84176
176176
1762
22
2

TOTALS

RPI 1-25

RPI 26-50

W-L RECORDS

RPI 51-100

RPI 101-150

RPI 150+

4- 5 0- 1
3- 3 0- 0
0- 2 0- 1
1- 0 0- 00- 0
0- 0
0- 0
0- 0OVERALL
HOME
AWAY
NEUTRAL1- 3
1- 3
0- 0
0- 01- 1
1- 0
0- 1
0- 02- 0
1- 0
0- 0
1- 04- 5 0- 1
3- 3 0- 0
0- 2 0- 1
1- 0 0- 00- 0
0- 0
0- 0
0- 0NON-CONFERENCE
HOME
AWAY
NEUTRAL1- 3
1- 3
0- 0
0- 01- 1
1- 0
0- 1
0- 02- 0
1- 0
0- 0
1- 00- 0 0- 0
0- 0 0- 0
0- 0 0- 0
0- 0 0- 00- 0
0- 0
0- 0
0- 0CONFERENCE
HOME
AWAY
NEUTRAL0- 0
0- 0
0- 0
0- 00- 0
0- 0
0- 0
0- 00- 0
0- 0
0- 0
0- 0

RPI 1-25

RPI 26-50

RPI 51-100

RPI 101+

Team's RPI: 176

RPI S Opponent Score
20 A Gonzaga 53 76

RPI S Opponent Score

RPI S Opponent Score
51 H Saint Mary's (CA) 64 70
88 H UC Davis 62 75
89 H Utah St. 61 72
90 H Boise St. 95 71RPI S Opponent Score
117 H Nebraska 87 84
124 A CSUN 52 65
190 N Jacksonville St. 64 51
239 H San Francisco 91 61

LAST 12 Division I GAMES:

190 N Jacksonville St. 64 51
20 A Gonzaga 53 76
90 H Boise St. 95 71
239 H San Francisco 91 61
124 A CSUN 52 65
88 H UC Davis 62 75
117 H Nebraska 87 84
51 H Saint Mary's (CA) 64 70
89 H Utah St. 61 72

Washington St.

Washington St.

Non-Div I Games:

Washington St.

Average RPI Win: 306

Average RPI Loss: 159

WON-LOST
RECORDWINNING
PCT. RANKLAST 10
GAMESSTRENGTH OF
SCHEDULEOPP. STRENGTH
OF SCHEDULETEAM
RPIADJ.
RPICONF.
RPIADJ CONF.
RPIDIV. I ONLY
DIV. I NON-CONF.2- 6
2- 6267
2670- 0
0- 0262
262229
229295
295295
29511
1111
11

TOTALS

RPI 1-25

RPI 26-50

W-L RECORDS

RPI 51-100

RPI 101-150

RPI 150+

2- 6

0- 0

0- 0

OVERALL

0- 3

0- 1

2- 2

1- 1

0- 0

0- 0

HOME

0- 1

0- 0

1- 0

1- 4

0- 0

0- 0

AWAY

0- 1

0- 1

1- 2

0- 1

0- 0

0- 0

NEUTRAL

0- 1

0- 0

0- 0

2- 6

0- 0

0- 0

NON-CONFERENCE

0- 3

0- 1

2- 2

1- 1

0- 0

0- 0

HOME

0- 1

0- 0

1- 0

1- 4

0- 0

0- 0

AWAY

0- 1

0- 1

1- 2

0- 1

0- 0

0- 0

NEUTRAL

0- 1

0- 0

0- 0

0- 0

0- 0

0- 0

CONFERENCE

0- 0

0- 0

0- 0

0- 0

0- 0

0- 0

HOME

0- 0

0- 0

0- 0

0- 0

0- 0

0- 0

AWAY

0- 0

0- 0

0- 0

0- 0

0- 0

0- 0

NEUTRAL

0- 0

0- 0

0- 0

RPI 1-25

RPI 26-50

RPI 51-100

RPI 101+

Team's RPI: 295

RPI S Opponent Score

RPI S Opponent Score

RPI S Opponent Score

RPI S Opponent Score

82 H Portland 73 89

86 N VCU 36 64

97 A Utah 56 77

140 A Pepperdine 47 68

274 A UTSA 59 66

277 A Utah Valley 59 65

296 A Incarnate Word 72 64

315 H UTEP 68 63

LAST 12 Division I GAMES:

315 H UTEP 68 63

274 A UTSA 59 66

86 N VCU 36 64

296 A Incarnate Word 72 64

82 H Portland 73 89

277 A Utah Valley 59 65

97 A Utah 56 77

140 A Pepperdine 47 68

Non-Div I Games:

La Verne

105 43

Weber St.

Average RPI Win: 262

Average RPI Loss: 48

WON-LOST
RECORDWINNING
PCT. RANKLAST 10
GAMESSTRENGTH OF
SCHEDULEOPP. STRENGTH
OF SCHEDULETEAM
RPIADJ.
RPICONF.
RPIADJ CONF.
RPIDIV. I ONLY
DIV. I NON-CONF.7- 2
7- 257
571- 0
1- 0343
34337
37228
228228
2286
66
6

TOTALS

RPI 1-25

RPI 26-50

W-L RECORDS

RPI 51-100

RPI 101-150

RPI 150+

7- 2 0- 1

0- 0

OVERALL

0- 1

1- 0

6- 0

5- 1 0- 0

0- 0

HOME

0- 1

0- 0

5- 0

1- 0 0- 0

0- 0

AWAY

0- 0

1- 0

0- 0

1- 1 0- 1

0- 0

NEUTRAL

0- 0

0- 0

1- 0

7- 2 0- 1

0- 0

NON-CONFERENCE

0- 1

1- 0

6- 0

5- 1 0- 0

0- 0

HOME

0- 1

0- 0

5- 0

1- 0 0- 0

0- 0

AWAY

0- 0

1- 0

0- 0

1- 1 0- 1

0- 0

NEUTRAL

0- 0

0- 0

1- 0

0- 0 0- 0

0- 0

CONFERENCE

0- 0

0- 0

0- 0

0- 0 0- 0

0- 0

HOME

0- 0

0- 0

0- 0

0- 0 0- 0

0- 0

AWAY

0- 0

0- 0

0- 0

0- 0 0- 0

0- 0

NEUTRAL

0- 0

0- 0

0- 0

RPI 1-25

RPI 26-50

RPI 51-100

RPI 101+

Team's RPI: 228

RPI	S	Opponent	Score
16	N	Iowa	81 84

RPI	S	Opponent	Score

RPI	S	Opponent	Score
79	H	Missouri	51 68

RPI	S	Opponent	Score
115	A	Pittsburgh	77 43
254	H	Eastern Ky.	78 29
254	N	Eastern Ky.	81 39
263	H	Coppin St.	78 37
284	H	Bryant	94 48
331	H	Morgan St.	72 37
333	H	NJIT	95 50

LAST 12 Division I GAMES:

254	N	Eastern Ky.	81	39
333	H	NJIT	95	50
263	H	Coppin St.	78	37

331	H	Morgan St.	72	37
254	H	Eastern Ky.	78	29
115	A	Pittsburgh	77	43
79	H	Missouri	51	68
16	N	Iowa	81	84
284	H	Bryant	94	48

West Virginia

West Virginia

Non-Div I Games:

West Virginia

Average RPI Win:	305	WON-LOST	WINNING	LAST 10	STRENGTH OF	OPP. STRENGTH	TEAM	ADJ.	CONF.	ADJ CONF.
Average RPI Loss:	169	RECORD	PCT. RANK	GAMES	SCHEDULE	OF SCHEDULE	RPI	RPI	RPI	RPI
DIV. I ONLY	1- 9	324	0- 1	138	320	313	313	25	25	
DIV. I NON-CONF.	1- 9	324	0- 1	138	320	313	313	25	25	

TOTALS	RPI 1-25	RPI 26-50	W-L RECORDS	RPI 51-100	RPI 101-150	RPI 150+				
1- 9	0- 1	0- 0	OVERALL	0- 2	0- 1	1- 5				
1- 3	0- 0	0- 0	HOME	0- 0	0- 1	1- 2				
0- 6	0- 1	0- 0	AWAY	0- 2	0- 0	0- 3				
0- 0	0- 0	0- 0	NEUTRAL	0- 0	0- 0	0- 0				
1- 9	0- 1	0- 0	NON-CONFERENCE	0- 2	0- 1	1- 5				
1- 3	0- 0	0- 0	HOME	0- 0	0- 1	1- 2				
0- 6	0- 1	0- 0	AWAY	0- 2	0- 0	0- 3				
0- 0	0- 0	0- 0	NEUTRAL	0- 0	0- 0	0- 0				
0- 0	0- 0	0- 0	CONFERENCE	0- 0	0- 0	0- 0				
0- 0	0- 0	0- 0	HOME	0- 0	0- 0	0- 0				
0- 0	0- 0	0- 0	AWAY	0- 0	0- 0	0- 0				
0- 0	0- 0	0- 0	NEUTRAL	0- 0	0- 0	0- 0				

RPI 1-25				RPI 26-50				RPI 51-100				RPI 101+ Team's RPI: 313			
RPI	S	Opponent	Score	RPI	S	Opponent	Score	RPI	S	Opponent	Score	RPI	S	Opponent	Score
17	A	Kentucky	39 99					71	A	Tennessee Tech	58 77	145	H	North Ala.	66 89
								75	A	Georgi a Tech	49 84	160	A	Coastal Caro.	59 77
												186	A	UNC Asheville	49 74
												209	H	Campbell	37 63
												305	H	USC Upstate	68 64
												328	H	N. C. A&T	51 69
												333	A	NJIT	71 79

LAST 12 Division I GAMES:															
17	A	Kentucky	39 99	333	A	NJIT	71 79								
305	H	USC Upstate	68 64	71	A	Tennessee Tech	58 77								
328	H	N. C. A&T	51 69	186	A	UNC Asheville	49 74								
145	H	North Ala.	66 89	75	A	Georgi a Tech	49 84								
				209	H	Campbell	37 63								
				160	A	Coastal Caro.	59 77								

Non-Div I Games: Young Harris 63 54

Western Caro.

Average RPI Win: 347

Average RPI Loss: 115

WON-LOST
RECORDWINNING
PCT. RANKLAST 10
GAMESSTRENGTH OF
SCHEDULEOPP. STRENGTH
OF SCHEDULETEAM
RPIADJ.
RPICONF.
RPIADJ CONF.
RPIDIV. I ONLY
DIV. I NON-CONF.1- 8
1- 8319
3190- 1
0- 174
74242
242268
268268
26812
1212
12

TOTALS

RPI 1-25

RPI 26-50

W-L RECORDS

RPI 51-100

RPI 101-150

RPI 150+

1- 8 0- 1
1- 2 0- 1
0- 4 0- 0
0- 2 0- 00- 1
0- 0
0- 1
0- 0OVERALL
HOME
AWAY
NEUTRAL0- 2
0- 1
0- 1
0- 00- 2
0- 0
0- 1
0- 11- 2
1- 0
0- 1
0- 11- 8 0- 1
1- 2 0- 1
0- 4 0- 0
0- 2 0- 00- 1
0- 0
0- 1
0- 0NON-CONFERENCE
HOME
AWAY
NEUTRAL0- 2
0- 1
0- 1
0- 00- 2
0- 0
0- 1
0- 11- 2
1- 0
0- 1
0- 10- 0 0- 0
0- 0 0- 0
0- 0 0- 0
0- 0 0- 00- 0
0- 0
0- 0
0- 0CONFERENCE
HOME
AWAY
NEUTRAL0- 0
0- 0
0- 0
0- 00- 0
0- 0
0- 0
0- 00- 0
0- 0
0- 0
0- 0

RPI 1-25

RPI 26-50

RPI 51-100

RPI 101+

Team's RPI: 268

RPI S Opponent Score
8 H Drake 71 98RPI S Opponent Score
48 A Butler 51 92RPI S Opponent Score
79 H Missouri 64 89
96 A Purdue 60 81RPI S Opponent Score
111 N Northern Ill. 61 86
118 A Bradley 68 82
220 A Southeast Mo. St. 71 81
241 N Eastern Ill. 62 64
347 H Austin Peay 77 72

LAST 12 Division I GAMES:

111 N Northern Ill. 61 86
241 N Eastern Ill. 62 64
118 A Bradley 68 82
347 H Austin Peay 77 72
220 A Southeast Mo. St. 71 81
48 A Butler 51 9296 A Purdue 60 81
8 H Drake 71 98
79 H Missouri 64 89

Non-Div I Games:

MacMurray

136 39

William Woods

81 73

Western Ill.

Average RPI	Win:	234	WON-LOST	WINNING	LAST 10	STRENGTH OF	OPP. STRENGTH	TEAM	ADJ.	CONF.	ADJ CONF.
Average RPI	Loss:	89	RECORD	PCT. RANK	GAMES	SCHEDULE	OF SCHEDULE	RPI	RPI	RPI	RPI
DIV. I ONLY		4- 7	234	0- 1	104	121	197	197	18	18	
DIV. I NON-CONF.		4- 7	234	0- 1	104	121	197	197	18	18	

TOTALS	RPI 1-25		RPI 26-50		W-L RECORDS	RPI 51-100		RPI 101-150		RPI 150+	
4- 7	0- 3		0- 1		OVERALL	0- 1		1- 0		3- 2	
2- 3	0- 2		0- 0		HOME	0- 0		1- 0		1- 1	
1- 2	0- 0		0- 1		AWAY	0- 0		0- 0		1- 1	
1- 2	0- 1		0- 0		NEUTRAL	0- 1		0- 0		1- 0	
4- 7	0- 3		0- 1		NON-CONFERENCE	0- 1		1- 0		3- 2	
2- 3	0- 2		0- 0		HOME	0- 0		1- 0		1- 1	
1- 2	0- 0		0- 1		AWAY	0- 0		0- 0		1- 1	
1- 2	0- 1		0- 0		NEUTRAL	0- 1		0- 0		1- 0	
0- 0	0- 0		0- 0		CONFERENCE	0- 0		0- 0		0- 0	
0- 0	0- 0		0- 0		HOME	0- 0		0- 0		0- 0	
0- 0	0- 0		0- 0		AWAY	0- 0		0- 0		0- 0	
0- 0	0- 0		0- 0		NEUTRAL	0- 0		0- 0		0- 0	

RPI	S	Opponent	Score
9	H	Louisville	80 102
16	H	Iowa	67 104
20	N	Gonzaga	55 76

RPI	S	Opponent	Score
44	A	Central Mich.	90 108

RPI	S	Opponent	Score
100	N	Oregon St.	60 74

RPI	S	Opponent	Score	Team's RPI: 197
149	H	Southern Ill.	83 76	
156	A	Little Rock	68 56	
180	A	Oklahoma	83 90	
255	H	Ball St.	83 86	
298	N	ETSU	82 68	
331	H	Morgan St.	90 43	

LAST 12 Division I GAMES:

156	A	Little Rock	68 56	20	N	Gonzaga	55 76
331	H	Morgan St.	90 43	298	N	ETSU	82 68
100	N	Oregon St.	60 74	255	H	Ball St.	83 86
149	H	Southern Ill.	83 76	180	A	Oklahoma	83 90
44	A	Central Mich.	90 108	9	H	Louisville	80 102
16	H	Iowa	67 104				

Non-Div I Games: Bel Air mi ne 95 57

Western Ky.

Average RPI	Win: 284	WON-LOST	WINNING	LAST 10	STRENGTH OF	OPP. STRENGTH	TEAM	ADJ.	CONF.	ADJ CONF.
Average RPI	Loss: 160	RECORD	PCT. RANK	GAMES	SCHEDULE	OF SCHEDULE	RPI	RPI	RPI	RPI
DIV. I ONLY	4- 4	161	1- 0	328	133	289	289	10	10	
DIV. I NON-CONF.	4- 4	161	1- 0	328	133	289	289	10	10	

TOTALS	RPI 1-25	RPI 26-50	W-L RECORDS	RPI 51-100	RPI 101-150	RPI 150+				
4- 4	0- 0	0- 0	OVERALL	0- 1	0- 1	4- 2				
2- 3	0- 0	0- 0	HOME	0- 1	0- 1	2- 1				
2- 1	0- 0	0- 0	AWAY	0- 0	0- 0	2- 1				
0- 0	0- 0	0- 0	NEUTRAL	0- 0	0- 0	0- 0				
4- 4	0- 0	0- 0	NON-CONFERENCE	0- 1	0- 1	4- 2				
2- 3	0- 0	0- 0	HOME	0- 1	0- 1	2- 1				
2- 1	0- 0	0- 0	AWAY	0- 0	0- 0	2- 1				
0- 0	0- 0	0- 0	NEUTRAL	0- 0	0- 0	0- 0				
0- 0	0- 0	0- 0	CONFERENCE	0- 0	0- 0	0- 0				
0- 0	0- 0	0- 0	HOME	0- 0	0- 0	0- 0				
0- 0	0- 0	0- 0	AWAY	0- 0	0- 0	0- 0				
0- 0	0- 0	0- 0	NEUTRAL	0- 0	0- 0	0- 0				

Western Mich.

Western Mich.

RPI 1-25				RPI 26-50				RPI 51-100				RPI 101+ Team's RPI: 289					
RPI	S	Opponent	Score	RPI	S	Opponent	Score	RPI	S	Opponent	Score	RPI	S	Opponent	Score		
								67	H	Michigan	42	79	107	H	New Mexico St.	54	66
												232	H	Loyola Chicago	53	64	
												234	A	Ole Miss	66	69	
												254	H	Eastern Ky.	64	53	
												267	A	Fla. Atlantic	69	59	
												290	A	Detroit Mercy	54	44	
												325	H	Purdue Fort Wayne	69	61	
LAST 12 Division I GAMES:																	
				234	A	Ole Miss	66	69	267	A	Fla. Atlantic	69	59				
				67	H	Michigan	42	79	290	A	Detroit Mercy	54	44				
				107	H	New Mexico St.	54	66	232	H	Loyola Chicago	53	64				
				325	H	Purdue Fort Wayne	69	61	254	H	Eastern Ky.	64	53				

Non-Div I Games:

Western Mich.

Average RPI Win:	205	WON-LOST	WINNING	LAST 10	STRENGTH OF	OPP. STRENGTH	TEAM	ADJ.	CONF.	ADJ CONF.
Average RPI Loss:	83	RECORD	PCT. RANK	GAMES	SCHEDULE	OF SCHEDULE	RPI	RPI	RPI	RPI
DIV. I ONLY	6- 4	122	1- 0	301	16	243	243	8	8	
DIV. I NON-CONF.	6- 4	122	1- 0	301	16	243	243	8	8	

TOTALS	RPI 1-25	RPI 26-50	W-L RECORDS	RPI 51-100	RPI 101-150	RPI 150+				
6- 4	0- 1	0- 0	OVERALL	1- 1	0- 2	5- 0				
6- 3	0- 0	0- 0	HOME	1- 1	0- 2	5- 0				
0- 0	0- 0	0- 0	AWAY	0- 0	0- 0	0- 0				
0- 1	0- 1	0- 0	NEUTRAL	0- 0	0- 0	0- 0				
6- 4	0- 1	0- 0	NON-CONFERENCE	1- 1	0- 2	5- 0				
6- 3	0- 0	0- 0	HOME	1- 1	0- 2	5- 0				
0- 0	0- 0	0- 0	AWAY	0- 0	0- 0	0- 0				
0- 1	0- 1	0- 0	NEUTRAL	0- 0	0- 0	0- 0				
0- 0	0- 0	0- 0	CONFERENCE	0- 0	0- 0	0- 0				
0- 0	0- 0	0- 0	HOME	0- 0	0- 0	0- 0				
0- 0	0- 0	0- 0	AWAY	0- 0	0- 0	0- 0				
0- 0	0- 0	0- 0	NEUTRAL	0- 0	0- 0	0- 0				

RPI 1-25				RPI 26-50				RPI 51-100				RPI 101+ Team's RPI: 243			
RPI S	Opponent	Score		RPI S	Opponent	Score		RPI S	Opponent	Score		RPI S	Opponent	Score	
14 N	South Dakota	64	73					68 H	Louisiana Tech	70	56	116 H	Creighton	71	83
								71 H	Tennessee Tech	45	55	131 H	Oklahoma St.	47	60
												182 H	Ark.-Pine Bluff	76	39
												198 H	Sam Houston St.	63	55
												226 H	Missouri St.	63	60
												240 H	Grambling	70	61
												318 H	Houston Baptist	68	50

LAST 12 Division I GAMES:															
240 H	Grambling	70	61	71 H	Tennessee Tech	45	55	131 H	Oklahoma St.	47	60				
116 H	Creighton	71	83	68 H	Louisiana Tech	70	56	14 N	South Dakota	64	73				
226 H	Missouri St.	63	60					318 H	Houston Baptist	68	50				
182 H	Ark.-Pine Bluff	76	39	198 H	Sam Houston St.	63	55								

Non-Div I Games:

Wichita St.

Average RPI Win:	258	WON-LOST	WINNING	LAST 10	STRENGTH OF	OPP. STRENGTH	TEAM	ADJ.	CONF.	ADJ CONF.
Average RPI Loss:	114	RECORD	PCT. RANK	GAMES	SCHEDULE	OF SCHEDULE	RPI	RPI	RPI	RPI
DIV. I ONLY	5- 4	141	0- 1	222	199	167	167	14	14	
DIV. I NON-CONF.	5- 4	141	0- 1	222	199	167	167	14	14	

TOTALS	RPI 1-25	RPI 26-50	W-L RECORDS	RPI 51-100	RPI 101-150	RPI 150+				
5- 4	0- 1	0- 0	OVERALL	0- 1	0- 1	5- 1				
3- 1	0- 0	0- 0	HOME	0- 1	0- 0	3- 0				
2- 3	0- 1	0- 0	AWAY	0- 0	0- 1	2- 1				
0- 0	0- 0	0- 0	NEUTRAL	0- 0	0- 0	0- 0				
5- 4	0- 1	0- 0	NON-CONFERENCE	0- 1	0- 1	5- 1				
3- 1	0- 0	0- 0	HOME	0- 1	0- 0	3- 0				
2- 3	0- 1	0- 0	AWAY	0- 0	0- 1	2- 1				
0- 0	0- 0	0- 0	NEUTRAL	0- 0	0- 0	0- 0				
0- 0	0- 0	0- 0	CONFERENCE	0- 0	0- 0	0- 0				
0- 0	0- 0	0- 0	HOME	0- 0	0- 0	0- 0				
0- 0	0- 0	0- 0	AWAY	0- 0	0- 0	0- 0				
0- 0	0- 0	0- 0	NEUTRAL	0- 0	0- 0	0- 0				

RPI 1-25				RPI 26-50				RPI 51-100				RPI 101+ Team's RPI: 167			
RPI	S	Opponent	Score	RPI	S	Opponent	Score	RPI	S	Opponent	Score	RPI	S	Opponent	Score
21	A	Old Domini on	69 83					86	H	VCU	55 72	114	A	Hartford	45 50
												188	H	East Carol ina	63 43
												224	H	Howard	88 75
												236	A	Davi dson	65 76
												270	A	Fai rfi eld	60 54
												283	H	Ri chmond	65 55
												323	A	Loyol a Maryl and	65 49
LAST 12 Divi sion I GAMES:															
21	A	Old Domini on	69 83	188	H	East Carol ina	63 43	236	A	Davi dson	65 76	224	H	Howard	88 75
283	H	Ri chmond	65 55	323	A	Loyol a Maryl and	65 49	86	H	VCU	55 72				
270	A	Fai rfi eld	60 54												
114	A	Hartford	45 50												

Non-Div I Games:

William & Mary

W
i
n
t
h
r
o
p

Winthrop				Through Games Of Dec. 18, 2018																
Average RPI Win: 285		WON-LOST RECORD		WINNING PCT. RANK		LAST 10 GAMES		STRENGTH OF SCHEDULE		OPP. STRENGTH OF SCHEDULE		TEAM RPI		ADJ. RPI		CONF. RPI		ADJ CONF. RPI		
Average RPI Loss: 176																				
DIV. I ONLY		4- 5		189		0- 1		220		317		194		194		29		29		
DIV. I NON-CONF.		4- 5		189		0- 1		220		317		194		194		29		29		
TOTALS		RPI 1-25		RPI 26-50		W-L RECORDS		RPI 51-100		RPI 101-150		RPI 150+								
4- 5		0- 0		0- 0		OVERALL		0- 0		0- 3		4- 2								
2- 0		0- 0		0- 0		HOME		0- 0		0- 0		2- 0								
2- 5		0- 0		0- 0		AWAY		0- 0		0- 3		2- 2								
0- 0		0- 0		0- 0		NEUTRAL		0- 0		0- 0		0- 0								
4- 5		0- 0		0- 0		NON-CONFERENCE		0- 0		0- 3		4- 2								
2- 0		0- 0		0- 0		HOME		0- 0		0- 0		2- 0								
2- 5		0- 0		0- 0		AWAY		0- 0		0- 3		2- 2								
0- 0		0- 0		0- 0		NEUTRAL		0- 0		0- 0		0- 0								
0- 0		0- 0		0- 0		CONFERENCE		0- 0		0- 0		0- 0								
0- 0		0- 0		0- 0		HOME		0- 0		0- 0		0- 0								
0- 0		0- 0		0- 0		AWAY		0- 0		0- 0		0- 0								
0- 0		0- 0		0- 0		NEUTRAL		0- 0		0- 0		0- 0								
RPI 1-25				RPI 26-50				RPI 51-100				RPI 101+				Team's RPI: 194				
RPI	S	Opponent	Score	RPI	S	Opponent	Score	RPI	S	Opponent	Score	RPI	S	Opponent	Score					
												119	A	James Madison	39	56				
												138	A	Georgia	39	85				
												144	A	Wisconsin	41	76				
												201	H	Elon	58	57				
												231	A	Ga. Southern	55	64				
												247	A	Wofford	53	70				
												293	A	Col. of Charleston	71	64				
												306	A	South Carolina St.	58	50				
												338	H	N. C. Central	66	41				
LAST 12 Division I GAMES:																				
201	H	Elon	58	57	231	A	Ga. Southern	55	64	138	A	Georgia	39	85	144	A	Wisconsin	41	76	
306	A	South Carolina St.	58	50																
293	A	Col. of Charleston	71	64																
119	A	James Madison	39	56																
247	A	Wofford	53	70																
338	H	N. C. Central	66	41																

W
i
n
t
h
r
o
p

Non-Div I Games: Newberry 63 67

Winthrop

Average RPI Win:	220	WON-LOST	WINNING	LAST 10	STRENGTH OF	OPP. STRENGTH	TEAM	ADJ.	CONF.	ADJ CONF.
Average RPI Loss:	39	RECORD	PCT. RANK	GAMES	SCHEDULE	OF SCHEDULE	RPI	RPI	RPI	RPI
DIV. I ONLY	8- 3	79	1- 0	264	70	144	144	3	3	
DIV. I NON-CONF.	8- 3	79	1- 0	264	70	144	144	3	3	
<hr/>										
TOTALS	RPI 1-25	RPI 26-50	W-L RECORDS	RPI 51-100	RPI 101-150	RPI 150+				
8- 3	0- 0	1- 3	OVERALL	0- 0	1- 0	6- 0				
5- 1	0- 0	1- 1	HOME	0- 0	0- 0	4- 0				
1- 1	0- 0	0- 1	AWAY	0- 0	0- 0	1- 0				
2- 1	0- 0	0- 1	NEUTRAL	0- 0	1- 0	1- 0				
8- 3	0- 0	1- 3	NON-CONFERENCE	0- 0	1- 0	6- 0				
5- 1	0- 0	1- 1	HOME	0- 0	0- 0	4- 0				
1- 1	0- 0	0- 1	AWAY	0- 0	0- 0	1- 0				
2- 1	0- 0	0- 1	NEUTRAL	0- 0	1- 0	1- 0				
0- 0	0- 0	0- 0	CONFERENCE	0- 0	0- 0	0- 0				
0- 0	0- 0	0- 0	HOME	0- 0	0- 0	0- 0				
0- 0	0- 0	0- 0	AWAY	0- 0	0- 0	0- 0				
0- 0	0- 0	0- 0	NEUTRAL	0- 0	0- 0	0- 0				

RPI	S	Opponent	Score	RPI	S	Opponent	Score	RPI	S	Opponent	Score	RPI	S	Opponent	Score
30	A	Green Bay	46 55	39	H	IUPUI	65 64	42	H	Duke	53 60	46	N	Arkansas	68 69
115	N	Pittsburgh	57 42	177	A	Milwaukee	68 57	194	H	Winthrop	76 41	299	N	Tennessee St.	58 53
300	H	Marshall	67 49	310	H	North Dakota St.	64 53	327	H	Chicago St.	85 38				
<hr/>															
LAST 12 Division I GAMES:															
46	N	Arkansas	68 69	327	H	Chicago St.	85 38	30	A	Green Bay	46 55	300	H	Marshall	67 49
299	N	Tennessee St.	58 53	42	H	Duke	53 60	194	H	Winthrop	76 41				
115	N	Pittsburgh	57 42												
39	H	IUPUI	65 64												
310	H	North Dakota St.	64 53												
177	A	Milwaukee	68 57												

Non-Div I Games:

Wisconsin

Average RPI Win:

266

Average RPI Loss:

196

WON-LOST
RECORDWINNING
PCT. RANKLAST 10
GAMESSTRENGTH OF
SCHEDULEOPP. STRENGTH
OF SCHEDULETEAM
RPIADJ.
RPICONF.
RPIADJ CONF.
RPIDIV. I ONLY
DIV. I NON-CONF.5- 6
5- 6184
1840- 1
0- 1315
315266
266247
247247
24725
2525
25

TOTALS

RPI 1-25

RPI 26-50

W-L RECORDS

RPI 51-100

RPI 101-150

RPI 150+

5- 6
3- 0
2- 6
0- 00- 0
0- 0
0- 0
0- 00- 0
0- 0
0- 0
0- 0OVERALL
HOME
AWAY
NEUTRAL0- 1
0- 0
0- 1
0- 00- 1
0- 0
0- 1
0- 05- 4
3- 0
2- 4
0- 05- 6
3- 0
2- 6
0- 00- 0
0- 0
0- 0
0- 00- 0
0- 0
0- 0
0- 0NON-CONFERENCE
HOME
AWAY
NEUTRAL0- 1
0- 0
0- 1
0- 00- 1
0- 0
0- 1
0- 05- 4
3- 0
2- 4
0- 00- 0
0- 0
0- 0
0- 00- 0
0- 0
0- 0
0- 00- 0
0- 0
0- 0
0- 0CONFERENCE
HOME
AWAY
NEUTRAL0- 0
0- 0
0- 0
0- 00- 0
0- 0
0- 0
0- 00- 0
0- 0
0- 0
0- 0

RPI 1-25

RPI 26-50

RPI 51-100

RPI 101+

Team's RPI: 247

RPI S Opponent Score

RPI S Opponent Score

RPI S Opponent Score

RPI S Opponent Score

55 A Charlotte 63 85

103 A Clemson 77 85

157 A Appalachian St. 70 94

186 A UNC Asheville 46 60

194 H Winthrop 70 53

231 A Ga. Southern 81 65

264 H Gardner-Webb 59 53

293 H Col. of Charleston 78 58

338 A N.C. Central 59 66

339 A Presbyterian 50 61

349 A Longwood 101 72

LAST 12 Division I GAMES:

194 H Winthrop 70 53
293 H Col. of Charleston 78 58
339 A Presbyterian 50 61
55 A Charlotte 63 85
103 A Clemson 77 85
231 A Ga. Southern 81 65157 A Appalachian St. 70 94
338 A N.C. Central 59 66
349 A Longwood 101 72
264 H Gardner-Webb 59 53
186 A UNC Asheville 46 60W
o
f
f
o
r
dW
o
f
f
o
r
d

Non-Div I Games:

Warren Wilson

107 30

Wofford

Average RPI Win: 206
 Average RPI Loss: 103

WON-LOST RECORD
 WINNING PCT. RANK
 LAST 10 GAMES

STRENGTH OF SCHEDULE
 OPP. STRENGTH OF SCHEDULE
 TEAM RPI
 ADJ. RPI
 CONF. RPI
 ADJ CONF. RPI

DIV. I ONLY	7- 4	110	0- 1	192	167	108	108	13	13
DIV. I NON-CONF.	7- 4	110	0- 1	192	167	108	108	13	13
TOTALS	RPI 1-25	RPI 26-50	W-L RECORDS	RPI 51-100	RPI 101-150	RPI 150+			
7- 4	0- 0	0- 2	OVERALL	1- 1	1- 0	5- 1			
1- 1	0- 0	0- 1	HOME	0- 0	1- 0	0- 0			
2- 3	0- 0	0- 1	AWAY	0- 1	0- 0	2- 1			
4- 0	0- 0	0- 0	NEUTRAL	1- 0	0- 0	3- 0			
7- 4	0- 0	0- 2	NON-CONFERENCE	1- 1	1- 0	5- 1			
1- 1	0- 0	0- 1	HOME	0- 0	1- 0	0- 0			
2- 3	0- 0	0- 1	AWAY	0- 1	0- 0	2- 1			
4- 0	0- 0	0- 0	NEUTRAL	1- 0	0- 0	3- 0			
0- 0	0- 0	0- 0	CONFERENCE	0- 0	0- 0	0- 0			
0- 0	0- 0	0- 0	HOME	0- 0	0- 0	0- 0			
0- 0	0- 0	0- 0	AWAY	0- 0	0- 0	0- 0			
0- 0	0- 0	0- 0	NEUTRAL	0- 0	0- 0	0- 0			

RPI S Opponent	Score	RPI S Opponent	Score	RPI S Opponent	Score	RPI S Opponent	Score	Team's RPI: 108
28 A Michigan St.	68 84	28 A Michigan St.	68 84	55 A Charlotte	85 88	143 H Kent St.	61 55	
49 H Belmont	63 79	49 H Belmont	63 79	92 N Marist	76 60	153 N Drexel	71 63	
						221 A UNLV	68 52	
						238 N Stetson	57 44	
						257 N Hofstra	93 64	
						280 A CSU Bakersfield	74 76	
						340 A Manhattan	60 44	
LAST 12 Division I GAMES:								
257 N Hofstra	93 64	55 A Charlotte	85 88	340 A Manhattan	60 44	153 N Drexel	71 63	
28 A Michigan St.	68 84	92 N Marist	76 60	143 H Kent St.	61 55	238 N Stetson	57 44	
49 H Belmont	63 79	257 N Hofstra	93 64	280 A CSU Bakersfield	74 76			
221 A UNLV	68 52							
280 A CSU Bakersfield	74 76							

Non-Div I Games: Kentucky St. 83 53

Wright St.

Average RPI Win: 173

Average RPI Loss: 57

WON-LOST
RECORDWINNING
PCT. RANKLAST 10
GAMESSTRENGTH OF
SCHEDULEOPP. STRENGTH
OF SCHEDULETEAM
RPIADJ.
RPICONF.
RPIADJ CONF.
RPIDIV. I ONLY
DIV. I NON-CONF.4- 2
4- 295
951- 0
1- 0105
105143
14360
6060
609
99
9

TOTALS

RPI 1-25

RPI 26-50

W-L RECORDS

RPI 51-100

RPI 101-150

RPI 150+

4- 2
3- 0
0- 2
1- 00- 0
0- 0
0- 0
0- 00- 0
0- 0
0- 0
0- 0OVERALL
HOME
AWAY
NEUTRAL0- 2
0- 0
0- 2
0- 02- 0
2- 0
0- 0
0- 02- 0
1- 0
0- 0
1- 04- 2
3- 0
0- 2
1- 00- 0
0- 0
0- 0
0- 00- 0
0- 0
0- 0
0- 0NON-CONFERENCE
HOME
AWAY
NEUTRAL0- 2
0- 0
0- 2
0- 02- 0
2- 0
0- 0
0- 02- 0
1- 0
0- 0
1- 00- 0
0- 0
0- 0
0- 00- 0
0- 0
0- 0
0- 00- 0
0- 0
0- 0
0- 0CONFERENCE
HOME
AWAY
NEUTRAL0- 0
0- 0
0- 0
0- 00- 0
0- 0
0- 0
0- 00- 0
0- 0
0- 0
0- 0

RPI 1-25

RPI S Opponent Score

RPI 26-50

RPI S Opponent Score

RPI 51-100 Team's RPI: 60

RPI S Opponent Score

RPI 101+

RPI S Opponent Score

51 A Saint Mary's (CA) 84 90
62 A Pacific 64 70104 H Denver 78 74
122 H Montana St. 66 58
181 H Idaho 64 61
285 N North Texas 53 49

LAST 12 Division I GAMES:

181 H Idaho 64 61
104 H Denver 78 74
122 H Montana St. 66 58
62 A Pacific 64 70
285 N North Texas 53 49
51 A Saint Mary's (CA) 84 90W
y
o
m
i
n
gW
y
o
m
i
n
g

Non-Div I Games: Chadron St. 80 33 UC-Colo. Springs 98 37

Wyoming

Average RPI Win: 201
Average RPI Loss: 91

WON-LOST
RECORD

WINNING
PCT. RANK

LAST 10
GAMES

STRENGTH OF
SCHEDULE

OPP. STRENGTH
OF SCHEDULE

TEAM
RPI

ADJ.
RPI

CONF.
RPI

ADJ CONF.
RPI

DIV. I ONLY
DIV. I NON-CONF.

8- 2
8- 2

46
46

1- 0
1- 0

203
203

134
134

98
98

98
98

4
4

4
4

TOTALS

RPI 1-25

RPI 26-50

W-L RECORDS

RPI 51-100

RPI 101-150

RPI 150+

8- 2

0- 0

0- 1

OVERALL

2- 0

1- 1

5- 0

7- 1

0- 0

0- 1

HOME

1- 0

1- 0

5- 0

1- 1

0- 0

0- 0

AWAY

1- 0

0- 1

0- 0

0- 0

0- 0

0- 0

NEUTRAL

0- 0

0- 0

0- 0

8- 2

0- 0

0- 1

NON-CONFERENCE

2- 0

1- 1

5- 0

7- 1

0- 0

0- 1

HOME

1- 0

1- 0

5- 0

1- 1

0- 0

0- 0

AWAY

1- 0

0- 1

0- 0

0- 0

0- 0

0- 0

NEUTRAL

0- 0

0- 0

0- 0

0- 0

0- 0

0- 0

CONFERENCE

0- 0

0- 0

0- 0

0- 0

0- 0

0- 0

HOME

0- 0

0- 0

0- 0

0- 0

0- 0

0- 0

AWAY

0- 0

0- 0

0- 0

0- 0

0- 0

0- 0

NEUTRAL

0- 0

0- 0

0- 0

RPI 1-25

RPI S Opponent Score

RPI 26-50

RPI S Opponent Score

34 H Minnesota 53 78

RPI 51-100

Team's RPI: 98

RPI S Opponent Score

64 A Wake Forest 62 50

71 H Tennessee Tech 70 60

RPI 101+

RPI S Opponent Score

145 H North Ala. 94 81

147 A Cincinnati 61 79

164 H Bowling Green 65 49

225 H Alabama St. 87 58

270 H Fairfield 48 35

327 H Chicago St. 91 57

342 H Delaware St. 80 59

LAST 12 Division I GAMES:

147 A Cincinnati 61 79

342 H Delaware St. 80 59

145 H North Ala. 94 81

164 H Bowling Green 65 49

64 A Wake Forest 62 50

270 H Fairfield 48 35

225 H Alabama St. 87 58

34 H Minnesota 53 78

71 H Tennessee Tech 70 60

327 H Chicago St. 91 57

X
a
v
i
e
r

X
a
v
i
e
r

Non-Div I Games:

Xavier

Y
a
l
e

Y
a
l
e

Yal e

Average RPI Win:	245	WON-LOST	WINNING	LAST 10	STRENGTH OF	OPP. STRENGTH	TEAM	ADJ.	CONF.	ADJ CONF.
Average RPI Loss:	103	RECORD	PCT. RANK	GAMES	SCHEDULE	OF SCHEDULE	RPI	RPI	RPI	RPI
DIV. I ONLY	6- 3	95	0- 1	174	281	132	132	13	13	
DIV. I NON-CONF.	6- 3	95	0- 1	174	281	132	132	13	13	

TOTALS	RPI 1-25	RPI 26-50	W-L RECORDS	RPI 51-100	RPI 101-150	RPI 150+				
6- 3	0- 0	0- 1	OVERALL	0- 0	1- 2	5- 0				
4- 1	0- 0	0- 0	HOME	0- 0	0- 1	4- 0				
2- 2	0- 0	0- 1	AWAY	0- 0	1- 1	1- 0				
0- 0	0- 0	0- 0	NEUTRAL	0- 0	0- 0	0- 0				
6- 3	0- 0	0- 1	NON-CONFERENCE	0- 0	1- 2	5- 0				
4- 1	0- 0	0- 0	HOME	0- 0	0- 1	4- 0				
2- 2	0- 0	0- 1	AWAY	0- 0	1- 1	1- 0				
0- 0	0- 0	0- 0	NEUTRAL	0- 0	0- 0	0- 0				
0- 0	0- 0	0- 0	CONFERENCE	0- 0	0- 0	0- 0				
0- 0	0- 0	0- 0	HOME	0- 0	0- 0	0- 0				
0- 0	0- 0	0- 0	AWAY	0- 0	0- 0	0- 0				
0- 0	0- 0	0- 0	NEUTRAL	0- 0	0- 0	0- 0				

RPI 1-25				RPI 26-50				RPI 51-100				RPI 101+ Team's RPI: 132			
RPI	S	Opponent	Score	RPI	S	Opponent	Score	RPI	S	Opponent	Score	RPI	S	Opponent	Score
				41	A	Bucknell	68 73					115	A	Pittsburgh	64 55
												126	H	Yale	56 58
												143	A	Kent St.	34 62
												232	H	Loyola Chicago	74 63
												235	H	Akron	72 61
												259	H	Saint Francis (PA)	80 56
												302	H	Robert Morris	69 59
												329	A	Canisius	62 36
LAST 12 Division I GAMES:															
235	H	Akron	72 61	41	A	Bucknell	68 73	259	H	Saint Francis (PA)	80 56				
126	H	Yale	56 58					329	A	Canisius	62 36				
143	A	Kent St.	34 62												
115	A	Pittsburgh	64 55												
232	H	Loyola Chicago	74 63												
302	H	Robert Morris	69 59												

Non-Div I Games: Carlow 90 31

Youngstown St.