

Average RPI Win:	267	WON-LOST	WINNING	LAST 10	STRENGTH OF	OPP. STRENGTH	TEAM	ADJ.	CONF.	ADJ CONF.
Average RPI Loss:	150	RECORD	PCT. RANK	GAMES	SCHEDULE	OF SCHEDULE	RPI	RPI	RPI	RPI
DIV. I ONLY	1- 5	300	1- 5	52	341	269	269	27	27	
DIV. I NON-CONF.	1- 5	297	1- 5	52	341	268	268	27	27	
TOTALS	RPI 1-25	RPI 26-50	W-L RECORDS	RPI 51-100	RPI 101-150	RPI 150+				
1- 5	0- 0	0- 1	OVERALL	0- 0	0- 2	1- 2				
1- 2	0- 0	0- 0	HOME	0- 0	0- 1	1- 1				
0- 3	0- 0	0- 1	AWAY	0- 0	0- 1	0- 1				
0- 0	0- 0	0- 0	NEUTRAL	0- 0	0- 0	0- 0				
1- 5	0- 0	0- 1	NON-CONFERENCE	0- 0	0- 2	1- 2				
1- 2	0- 0	0- 0	HOME	0- 0	0- 1	1- 1				
0- 3	0- 0	0- 1	AWAY	0- 0	0- 1	0- 1				
0- 0	0- 0	0- 0	NEUTRAL	0- 0	0- 0	0- 0				
0- 0	0- 0	0- 0	CONFERENCE	0- 0	0- 0	0- 0				
0- 0	0- 0	0- 0	HOME	0- 0	0- 0	0- 0				
0- 0	0- 0	0- 0	AWAY	0- 0	0- 0	0- 0				
0- 0	0- 0	0- 0	NEUTRAL	0- 0	0- 0	0- 0				

RPI 1-25			RPI 26-50			RPI 51-100			RPI 101+			Team's RPI: 269
RPI	S	Opponent	Score	RPI	S	Opponent	Score	RPI	S	Opponent	Score	
				37	A	Texas A&M	55 84					
								117	H	Toledo	60 76	
								122	A	Rice	36 70	
								206	H	UTRGV	65 68	
								267	H	Texas Southern	64 61	
								268	A	Texas St.	50 57	
LAST 12 Division I GAMES:												
				122	A	Rice	36 70					
				37	A	Texas A&M	55 84					
				206	H	UTRGV	65 68					
				268	A	Texas St.	50 57					
				267	H	Texas Southern	64 61					
				117	H	Toledo	60 76					

Non-Div I Games: Schreiner 73 44 Okla. Panhandle 66 40 Montana Tech 83 50

Average RPI Win:	232	WON-LOST	WINNING	LAST 10	STRENGTH OF	OPP. STRENGTH	TEAM	ADJ.	CONF.	ADJ CONF.
Average RPI Loss:	133	RECORD	PCT. RANK	GAMES	SCHEDULE	OF SCHEDULE	RPI	RPI	RPI	RPI
DIV. I ONLY	3- 6	235	3- 5	100	265	192	192	27	27	
DIV. I NON-CONF.	3- 6	235	3- 6	101	264	193	193	27	27	
TOTALS	RPI 1-25	RPI 26-50	W-L RECORDS	RPI 51-100	RPI 101-150	RPI 150+				
3- 6	0- 0	0- 2	OVERALL	0- 1	0- 0	3- 3				
2- 1	0- 0	0- 0	HOME	0- 0	0- 0	2- 1				
0- 5	0- 0	0- 2	AWAY	0- 1	0- 0	0- 2				
1- 0	0- 0	0- 0	NEUTRAL	0- 0	0- 0	1- 0				
3- 6	0- 0	0- 2	NON-CONFERENCE	0- 1	0- 0	3- 3				
2- 1	0- 0	0- 0	HOME	0- 0	0- 0	2- 1				
0- 5	0- 0	0- 2	AWAY	0- 1	0- 0	0- 2				
1- 0	0- 0	0- 0	NEUTRAL	0- 0	0- 0	1- 0				
0- 0	0- 0	0- 0	CONFERENCE	0- 0	0- 0	0- 0				
0- 0	0- 0	0- 0	HOME	0- 0	0- 0	0- 0				
0- 0	0- 0	0- 0	AWAY	0- 0	0- 0	0- 0				
0- 0	0- 0	0- 0	NEUTRAL	0- 0	0- 0	0- 0				

RPI 1-25			RPI 26-50			RPI 51-100			RPI 101+			Team's RPI: 192
RPI	S	Opponent	Score	RPI	S	Opponent	Score	RPI	S	Opponent	Score	Score
				31	A	Baylor	34 79	57	A	Missouri	46 52	174 H Omaha 73 66
				37	A	Texas A&M	45 71					206 H UTRGV 70 54
												207 A UTSA 68 71
												216 A Wichita St. 62 81
												252 H UMKC 68 71
												316 N Murray St. 81 57
LAST 12 Division I GAMES:												
				206	H	UTRGV	70 54	316	N	Murray St.	81 57	
				174	H	Omaha	73 66	216	A	Wichita St.	62 81	
				57	A	Missouri	46 52	252	H	UMKC	68 71	
								31	A	Baylor	34 79	
								207	A	UTSA	68 71	
								37	A	Texas A&M	45 71	

Non-Div I Games: Harding 74 62 Howard Payne 87 52

Abilene Christian

Loss, Non-Conf, S Site, H Home A Away N Neutral

Average RPI Win:	326	WON-LOST	WINNING	LAST 10	STRENGTH OF	OPP. STRENGTH	TEAM	ADJ.	CONF.	ADJ CONF.
Average RPI Loss:	129	RECORD	PCT. RANK	GAMES	SCHEDULE	OF SCHEDULE	RPI	RPI	RPI	RPI
DIV. I ONLY	2- 7	274	2- 7	86	332	248	248	11	11	
DIV. I NON-CONF.	2- 7	274	2- 7	86	332	248	248	11	11	
TOTALS	RPI 1-25	RPI 26-50	W-L RECORDS	RPI 51-100	RPI 101-150	RPI 150+				
2- 7	0- 0	0- 1	OVERALL	0- 2	0- 2	2- 2				
1- 4	0- 0	0- 1	HOME	0- 1	0- 1	1- 1				
1- 3	0- 0	0- 0	AWAY	0- 1	0- 1	1- 1				
0- 0	0- 0	0- 0	NEUTRAL	0- 0	0- 0	0- 0				
2- 7	0- 0	0- 1	NON-CONFERENCE	0- 2	0- 2	2- 2				
1- 4	0- 0	0- 1	HOME	0- 1	0- 1	1- 1				
1- 3	0- 0	0- 0	AWAY	0- 1	0- 1	1- 1				
0- 0	0- 0	0- 0	NEUTRAL	0- 0	0- 0	0- 0				
0- 0	0- 0	0- 0	CONFERENCE	0- 0	0- 0	0- 0				
0- 0	0- 0	0- 0	HOME	0- 0	0- 0	0- 0				
0- 0	0- 0	0- 0	AWAY	0- 0	0- 0	0- 0				
0- 0	0- 0	0- 0	NEUTRAL	0- 0	0- 0	0- 0				

RPI 1-25				RPI 26-50				RPI 51-100				RPI 101+ Team's RPI: 248			
RPI	S	Opponent	Score	RPI	S	Opponent	Score	RPI	S	Opponent	Score	RPI	S	Opponent	Score
				44	H	Vanderbilt	49 75	51	A	Colorado	68 95	115	H	Northern Colo.	44 71
								75	H	Navy	46 64	125	A	Army West Point	47 75
												154	H	Weber St.	61 76
												308	H	Utah Valley	64 53
												340	A	Denver	52 65
												343	A	Fairleigh Dickinson	56 48
LAST 12 Division I GAMES:															
				115	H	Northern Colo.	44 71	75	H	Navy	46 64				
				308	H	Utah Valley	64 53	343	A	Fairleigh Dickinson	56 48				
				44	H	Vanderbilt	49 75	125	A	Army West Point	47 75				
								154	H	Weber St.	61 76				
								51	A	Colorado	68 95				
								340	A	Denver	52 65				

Non-Div I Games:

Air Force

■ Loss,
 ■ Non-Conf, S Site,
 ■ Home
 ■ Away
 N Neutral

Average RPI Win:	309	WON-LOST	WINNING	LAST 10	STRENGTH OF	OPP. STRENGTH	TEAM	ADJ.	CONF.	ADJ CONF.
Average RPI Loss:	59	RECORD	PCT. RANK	GAMES	SCHEDULE	OF SCHEDULE	RPI	RPI	RPI	RPI
DIV. I ONLY	4- 3	143	4- 3	309	136	191	191	10	10	
DIV. I NON-CONF.	4- 3	143	4- 3	310	140	192	192	10	10	
TOTALS	RPI 1-25	RPI 26-50	W-L RECORDS	RPI 51-100	RPI 101-150	RPI 150+				
4- 3	0- 0	0- 1	OVERALL	0- 2	0- 0	4- 0				
0- 2	0- 0	0- 0	HOME	0- 2	0- 0	0- 0				
4- 1	0- 0	0- 1	AWAY	0- 0	0- 0	4- 0				
0- 0	0- 0	0- 0	NEUTRAL	0- 0	0- 0	0- 0				
4- 3	0- 0	0- 1	NON-CONFERENCE	0- 2	0- 0	4- 0				
0- 2	0- 0	0- 0	HOME	0- 2	0- 0	0- 0				
4- 1	0- 0	0- 1	AWAY	0- 0	0- 0	4- 0				
0- 0	0- 0	0- 0	NEUTRAL	0- 0	0- 0	0- 0				
0- 0	0- 0	0- 0	CONFERENCE	0- 0	0- 0	0- 0				
0- 0	0- 0	0- 0	HOME	0- 0	0- 0	0- 0				
0- 0	0- 0	0- 0	AWAY	0- 0	0- 0	0- 0				
0- 0	0- 0	0- 0	NEUTRAL	0- 0	0- 0	0- 0				

RPI S	Opponent	Score	RPI S	Opponent	Score	RPI S	Opponent	Score	RPI S	Opponent	Score	Team's RPI: 191
41	A Penn St.	71 84	67	H Duquesne	57 67	273	A Canisius	73 64	313	A Winthrop	80 59	
			68	H Bucknell	47 61	319	A Eastern Ky.	63 57	332	A Youngstown St.	76 74	
LAST 12 Division I GAMES:												
67	H Duquesne	57 67	41	A Penn St.	71 84							
319	A Eastern Ky.	63 57										
332	A Youngstown St.	76 74										
313	A Winthrop	80 59										
68	H Bucknell	47 61										
273	A Canisius	73 64										

Non-Div I Games: Malone 63 52

Akron

■ Loss,
 ■ Non-Conf, S Site,
 ■ Home
 ■ Away
 N Neutral

Alabama

Through Games Of Dec. 18, 2016

Average RPI Win:	200	WON-LOST	WINNING	LAST 10	STRENGTH OF	OPP. STRENGTH	TEAM	ADJ.	CONF.	ADJ CONF.
Average RPI Loss:	5	RECORD	PCT. RANK	GAMES	SCHEDULE	OF SCHEDULE	RPI	RPI	RPI	RPI
DIV. I ONLY	9- 1	21	9- 1	327	5	102	102	1	1	
DIV. I NON-CONF.	9- 1	21	9- 1	327	5	101	101	1	1	
TOTALS	RPI 1-25	RPI 26-50	W-L RECORDS	RPI 51-100	RPI 101-150	RPI 150+				
9- 1	0- 1	0- 0	OVERALL	1- 0	2- 0	6- 0				
9- 0	0- 0	0- 0	HOME	1- 0	2- 0	6- 0				
0- 1	0- 1	0- 0	AWAY	0- 0	0- 0	0- 0				
0- 0	0- 0	0- 0	NEUTRAL	0- 0	0- 0	0- 0				
9- 1	0- 1	0- 0	NON-CONFERENCE	1- 0	2- 0	6- 0				
9- 0	0- 0	0- 0	HOME	1- 0	2- 0	6- 0				
0- 1	0- 1	0- 0	AWAY	0- 0	0- 0	0- 0				
0- 0	0- 0	0- 0	NEUTRAL	0- 0	0- 0	0- 0				
0- 0	0- 0	0- 0	CONFERENCE	0- 0	0- 0	0- 0				
0- 0	0- 0	0- 0	HOME	0- 0	0- 0	0- 0				
0- 0	0- 0	0- 0	AWAY	0- 0	0- 0	0- 0				
0- 0	0- 0	0- 0	NEUTRAL	0- 0	0- 0	0- 0				

RPI 1-25				RPI 26-50				RPI 51-100				RPI 101+				Team's RPI: 102
RPI	S	Opponent	Score	RPI	S	Opponent	Score	RPI	S	Opponent	Score	RPI	S	Opponent	Score	
5	A	Georgetown	59 70					55	H	Georgia Tech	67 65	133	H	New Orleans	78 57	
												146	H	Kansas	71 65	
												152	H	Mississippi Val.	93 44	
												178	H	Georgia St.	80 57	
												217	H	Ga. Southern	66 48	
												282	H	Alabama A&M	97 29	
												294	H	Lipscomb	82 35	
												342	H	Alcorn	93 43	
LAST 12 Division I GAMES:																
282	H	Alabama A&M	97 29	55	H	Georgia Tech	67 65	178	H	Georgia St.	80 57	5	A	Georgetown	59 70	
217	H	Ga. Southern	66 48	146	H	Kansas	71 65	294	H	Lipscomb	82 35	152	H	Mississippi Val.	93 44	
294	H	Lipscomb	82 35	133	H	New Orleans	78 57	342	H	Alcorn	93 43					

Non-Div I Games:

Alabama

■ Loss,
 ■ Non-Conf, S Site,
 ■ Home
 ■ Away
 N Neutral

Average RPI Win:	0	WON-LOST	WINNING	LAST 10	STRENGTH OF	OPP. STRENGTH	TEAM	ADJ.	CONF.	ADJ CONF.
Average RPI Loss:	157	RECORD	PCT. RANK	GAMES	SCHEDULE	OF SCHEDULE	RPI	RPI	RPI	RPI
DIV. I ONLY	0- 5	332	0- 5	28	326	282	282	30	30	
DIV. I NON-CONF.	0- 5	332	0- 5	28	326	280	280	30	30	
TOTALS	RPI 1-25	RPI 26-50	W-L RECORDS	RPI 51-100	RPI 101-150	RPI 150+				
0- 5	0- 0	0- 1	OVERALL	0- 0	0- 2	0- 2				
0- 0	0- 0	0- 0	HOME	0- 0	0- 0	0- 0				
0- 5	0- 0	0- 0	AWAY	0- 0	0- 0	0- 0				
0- 0	0- 0	0- 0	NEUTRAL	0- 0	0- 0	0- 0				
0- 5	0- 0	0- 1	NON-CONFERENCE	0- 0	0- 2	0- 2				
0- 0	0- 0	0- 0	HOME	0- 0	0- 0	0- 0				
0- 5	0- 0	0- 1	AWAY	0- 0	0- 2	0- 2				
0- 0	0- 0	0- 0	NEUTRAL	0- 0	0- 0	0- 0				
0- 0	0- 0	0- 0	CONFERENCE	0- 0	0- 0	0- 0				
0- 0	0- 0	0- 0	HOME	0- 0	0- 0	0- 0				
0- 0	0- 0	0- 0	AWAY	0- 0	0- 0	0- 0				
0- 0	0- 0	0- 0	NEUTRAL	0- 0	0- 0	0- 0				

RPI 1-25			RPI 26-50			RPI 51-100			RPI 101+			Team's RPI: 282
RPI	S	Opponent	Score	RPI	S	Opponent	Score	RPI	S	Opponent	Score	
				35	A	North Carolina	35 80					
								102	A	Alabama	29 97	
								136	A	Western Ky.	32 96	
								195	A	Samford	37 61	
								316	A	Murray St.	49 81	
LAST 12 Division I GAMES:												
				195	A	Samford	37 61	102	A	Alabama	29 97	
								35	A	North Carolina	35 80	
								316	A	Murray St.	49 81	
								136	A	Western Ky.	32 96	

Non-Div I Games: Oakwood 68 65 Concordia (AL) 61 58

Alabama A&M

Loss, Non-Conf, S Site, Home Away N Neutral

Alabama St.

Through Games Of Dec. 18, 2016

Average RPI Win:	0	WON-LOST	WINNING	LAST 10	STRENGTH OF	OPP. STRENGTH	TEAM	ADJ.	CONF.	ADJ CONF.
Average RPI Loss:	139	RECORD	PCT. RANK	GAMES	SCHEDULE	OF SCHEDULE	RPI	RPI	RPI	RPI
DIV. I ONLY	0- 7	332	0- 7	74	202	296	296	30	30	
DIV. I NON-CONF.	0- 7	332	0- 7	74	202	295	295	30	30	
TOTALS	RPI 1-25	RPI 26-50	W-L RECORDS	RPI 51-100	RPI 101-150	RPI 150+				
0- 7	0- 0	0- 1	OVERALL	0- 1	0- 3	0- 2				
0- 0	0- 0	0- 0	HOME	0- 0	0- 0	0- 0				
0- 7	0- 0	0- 0	AWAY	0- 0	0- 2	0- 1				
0- 0	0- 0	0- 0	NEUTRAL	0- 0	0- 0	0- 0				
0- 7	0- 0	0- 1	NON-CONFERENCE	0- 1	0- 3	0- 2				
0- 0	0- 0	0- 0	HOME	0- 0	0- 0	0- 0				
0- 7	0- 0	0- 1	AWAY	0- 1	0- 3	0- 2				
0- 0	0- 0	0- 0	NEUTRAL	0- 0	0- 0	0- 0				
0- 0	0- 0	0- 0	CONFERENCE	0- 0	0- 0	0- 0				
0- 0	0- 0	0- 0	HOME	0- 0	0- 0	0- 0				
0- 0	0- 0	0- 0	AWAY	0- 0	0- 0	0- 0				
0- 0	0- 0	0- 0	NEUTRAL	0- 0	0- 0	0- 0				

RPI 1-25			RPI 26-50			RPI 51-100			RPI 101+			Team's RPI: 296
RPI	S	Opponent	Score	RPI	S	Opponent	Score	RPI	S	Opponent	Score	
				35	A	North Carolina	54 84	55	A	Georgia Tech	48 70	
								104	A	Ohio St.	61 118	
								140	A	Troy	66 95	
								142	A	Southern Miss.	43 70	
								195	A	Samford	49 63	
								305	A	Savannah St.	39 54	
LAST 12 Division I GAMES:												
				195	A	Samford	49 63	104	A	Ohio St.	61 118	
				142	A	Southern Miss.	43 70	140	A	Troy	66 95	
				305	A	Savannah St.	39 54					
				55	A	Georgia Tech	48 70					
				35	A	North Carolina	54 84					

Non-Div I Games: Mobile 84 45

Alabama St.

■ Loss,
 ■ Non-Conf,
 ■ S Site,
 ■ Home
 ■ A Away
 N Neutral

Average RPI Win:	270	WON-LOST	WINNING	LAST 10	STRENGTH OF	OPP. STRENGTH	TEAM	ADJ.	CONF.	ADJ CONF.
Average RPI Loss:	96	RECORD	PCT. RANK	GAMES	SCHEDULE	OF SCHEDULE	RPI	RPI	RPI	RPI
DIV. I ONLY	5- 6	181	5- 4	133	188	147	147	24	24	
DIV. I NON-CONF.	5- 6	183	5- 6	133	187	149	149	24	24	
TOTALS	RPI 1-25	RPI 26-50	W-L RECORDS	RPI 51-100	RPI 101-150	RPI 150+				
5- 6	0- 2	0- 0	OVERALL	0- 1	1- 2	4- 1				
4- 0	0- 0	0- 0	HOME	0- 0	1- 0	3- 0				
1- 5	0- 1	0- 0	AWAY	0- 1	0- 2	1- 1				
0- 1	0- 1	0- 0	NEUTRAL	0- 0	0- 0	0- 0				
5- 6	0- 2	0- 0	NON-CONFERENCE	0- 1	1- 2	4- 1				
4- 0	0- 0	0- 0	HOME	0- 0	1- 0	3- 0				
1- 5	0- 1	0- 0	AWAY	0- 1	0- 2	1- 1				
0- 1	0- 1	0- 0	NEUTRAL	0- 0	0- 0	0- 0				
0- 0	0- 0	0- 0	CONFERENCE	0- 0	0- 0	0- 0				
0- 0	0- 0	0- 0	HOME	0- 0	0- 0	0- 0				
0- 0	0- 0	0- 0	AWAY	0- 0	0- 0	0- 0				
0- 0	0- 0	0- 0	NEUTRAL	0- 0	0- 0	0- 0				

RPI 1-25				RPI 26-50				RPI 51-100				RPI 101+ Team's RPI: 147			
RPI	S	Opponent	Score	RPI	S	Opponent	Score	RPI	S	Opponent	Score	RPI	S	Opponent	Score
8	A	Kentucky	46 70					85	A	St. John's (NY)	36 54	107	A	Fordham	82 89
12	N	Miami (FL)	53 77									125	H	Army West Point	65 59
												148	A	Yale	53 64
												215	A	St. Bonaventure	59 67
												271	H	Fairfield	59 45
												295	H	Siena	88 86
												320	H	Boston U.	69 54
												337	A	Wagner	75 50
LAST 12 Division I GAMES:															
215	A	St. Bonaventure	59 67	337	A	Wagner	75 50								
320	H	Boston U.	69 54	271	H	Fairfield	59 45								
125	H	Army West Point	65 59	148	A	Yale	53 64								
12	N	Miami (FL)	53 77	85	A	St. John's (NY)	36 54								
8	A	Kentucky	46 70	295	H	Siena	88 86								
				107	A	Fordham	82 89								

Non-Div I Games: Post 85 61

Albany (NY)

■ Loss,
 ■ Non-Conf,
 ■ S Site,
 ■ H Home
 ■ A Away
 N Neutral

Average RPI Win:	0	WON-LOST	WINNING	LAST 10	STRENGTH OF	OPP. STRENGTH	TEAM	ADJ.	CONF.	ADJ CONF.
Average RPI Loss:	170	RECORD	PCT. RANK	GAMES	SCHEDULE	OF SCHEDULE	RPI	RPI	RPI	RPI
DIV. I ONLY	0- 9	332	0- 1	198	345	342	342	30	30	
DIV. I NON-CONF.	0- 9	332	0- 1	198	345	342	342	30	30	
TOTALS	RPI 1-25	RPI 26-50	W-L RECORDS	RPI 51-100	RPI 101-150	RPI 150+				
0- 9	0- 0	0- 0	OVERALL	0- 1	0- 4	0- 4				
0- 2	0- 0	0- 0	HOME	0- 0	0- 0	0- 2				
0- 6	0- 0	0- 0	AWAY	0- 0	0- 1	0- 1				
0- 1	0- 0	0- 0	NEUTRAL	0- 0	0- 0	0- 1				
0- 9	0- 0	0- 0	NON-CONFERENCE	0- 1	0- 4	0- 4				
0- 2	0- 0	0- 0	HOME	0- 0	0- 0	0- 2				
0- 6	0- 0	0- 0	AWAY	0- 1	0- 4	0- 1				
0- 1	0- 0	0- 0	NEUTRAL	0- 0	0- 0	0- 1				
0- 0	0- 0	0- 0	CONFERENCE	0- 0	0- 0	0- 0				
0- 0	0- 0	0- 0	HOME	0- 0	0- 0	0- 0				
0- 0	0- 0	0- 0	AWAY	0- 0	0- 0	0- 0				
0- 0	0- 0	0- 0	NEUTRAL	0- 0	0- 0	0- 0				

RPI 1-25			RPI 26-50			RPI 51-100			RPI 101+			Team's RPI: 342
RPI	S	Opponent	Score	RPI	S	Opponent	Score	RPI	S	Opponent	Score	
						58 A Texas Tech	37 90			102 A Alabama	43 93	
										139 A Grand Canyon	44 77	
										142 A Southern Miss.	56 99	
										144 A Arizona	59 74	
										204 A Central Ark.	45 59	
										204 H Central Ark.	57 71	
										236 H Jacksonville St.	66 70	
										300 N Southeast Mo. St.	50 68	
LAST 12 Division I GAMES:												
300	N	Southeast Mo. St.	50 68	236	H	Jacksonville St.	66 70					
58	A	Texas Tech	37 90	102	A	Alabama	43 93					
139	A	Grand Canyon	44 77	204	A	Central Ark.	45 59					
				142	A	Southern Miss.	56 99					
				204	H	Central Ark.	57 71					
				144	A	Arizona	59 74					

Non-Div I Games:

Alcorn

■ Loss,
 ■ Non-Conf,
 ■ S Site,
 ■ H Home
 ■ A Away
 N Neutral

Average RPI Win: 244	WON-LOST	WINNING	LAST 10	STRENGTH OF	OPP. STRENGTH	TEAM	ADJ.	CONF.	ADJ CONF.
Average RPI Loss: 127	RECORD	PCT. RANK	GAMES	SCHEDULE	OF SCHEDULE	RPI	RPI	RPI	RPI
DIV. I ONLY	3- 7	246	3- 7	134	233	229	229	23	23
DIV. I NON-CONF.	3- 7	246	3- 7	134	232	229	229	23	23
TOTALS	RPI 1-25	RPI 26-50	W-L RECORDS	RPI 51-100	RPI 101-150	RPI 150+			
3- 7	0- 0	0- 1	OVERALL	1- 1	0- 2	2- 3			
2- 2	0- 0	0- 0	HOME	1- 0	0- 2	1- 0			
1- 3	0- 0	0- 1	AWAY	0- 1	0- 0	1- 1			
0- 2	0- 0	0- 0	NEUTRAL	0- 0	0- 0	0- 2			
3- 7	0- 0	0- 1	NON-CONFERENCE	1- 1	0- 2	2- 3			
2- 2	0- 0	0- 0	HOME	1- 0	0- 2	1- 0			
1- 3	0- 0	0- 1	AWAY	0- 1	0- 0	1- 1			
0- 2	0- 0	0- 0	NEUTRAL	0- 0	0- 0	0- 2			
0- 0	0- 0	0- 0	CONFERENCE	0- 0	0- 0	0- 0			
0- 0	0- 0	0- 0	HOME	0- 0	0- 0	0- 0			
0- 0	0- 0	0- 0	AWAY	0- 0	0- 0	0- 0			
0- 0	0- 0	0- 0	NEUTRAL	0- 0	0- 0	0- 0			

RPI 1-25				RPI 26-50				RPI 51-100				RPI 101+				Team's RPI: 229	
RPI	S	Opponent	Score	RPI	S	Opponent	Score	RPI	S	Opponent	Score	RPI	S	Opponent	Score		
				41	A	Penn St.	65 70	94	H	George Washington	66 61	121	H	William & Mary	34 48		
								97	A	Hofstra	67 72	124	H	Delaware	55 56		
												158	A	La Salle	59 63		
												169	N	VCU	62 68		
												178	N	Georgia St.	58 59		
												306	H	UMBC	70 53		
												332	A	Youngstown St.	77 64		
LAST 12 Division I GAMES:																	
				41	A	Penn St.	65 70	178	N	Georgia St.	58 59						
				97	A	Hofstra	67 72	169	N	VCU	62 68						
				94	H	George Washington	66 61	158	A	La Salle	59 63						
				121	H	William & Mary	34 48	124	H	Delaware	55 56						
				306	H	UMBC	70 53	332	A	Youngstown St.	77 64						

Non-Div I Games:

American

■ Loss,
 ■ Non-Conf,
 S Site,
 ■ Home
 ■ Away
 N Neutral

Average RPI Win:	286	WON-LOST	WINNING	LAST 10	STRENGTH OF	OPP. STRENGTH	TEAM	ADJ.	CONF.	ADJ CONF.
Average RPI Loss:	111	RECORD	PCT. RANK	GAMES	SCHEDULE	OF SCHEDULE	RPI	RPI	RPI	RPI
DIV. I ONLY	4- 6	203	4- 6	297	81	241	241	19	19	
DIV. I NON-CONF.	4- 6	203	4- 6	298	82	241	241	19	19	
TOTALS	RPI 1-25	RPI 26-50	W-L RECORDS	RPI 51-100	RPI 101-150	RPI 150+				
4- 6	0- 1	0- 1	OVERALL	0- 2	0- 0	4- 2				
1- 2	0- 0	0- 0	HOME	0- 1	0- 0	1- 1				
2- 4	0- 1	0- 1	AWAY	0- 1	0- 0	2- 1				
1- 0	0- 0	0- 0	NEUTRAL	0- 0	0- 0	1- 0				
4- 6	0- 1	0- 1	NON-CONFERENCE	0- 2	0- 0	4- 2				
1- 2	0- 0	0- 0	HOME	0- 1	0- 0	1- 1				
2- 4	0- 1	0- 1	AWAY	0- 1	0- 0	2- 1				
1- 0	0- 0	0- 0	NEUTRAL	0- 0	0- 0	1- 0				
0- 0	0- 0	0- 0	CONFERENCE	0- 0	0- 0	0- 0				
0- 0	0- 0	0- 0	HOME	0- 0	0- 0	0- 0				
0- 0	0- 0	0- 0	AWAY	0- 0	0- 0	0- 0				
0- 0	0- 0	0- 0	NEUTRAL	0- 0	0- 0	0- 0				

RPI 1-25				RPI 26-50				RPI 51-100				RPI 101+ Team's RPI: 241			
RPI	S	Opponent	Score	RPI	S	Opponent	Score	RPI	S	Opponent	Score	RPI	S	Opponent	Score
17	A	DePaul	58 99	29	A	Tennessee	66 92	55	A	Georgia Tech	52 81	189	H	Col. of Charleston	62 65
								98	H	Radford	54 57	223	N	Gardner-Webb	72 67
												272	A	ETSU	71 68
												279	A	Richmond	46 55
												314	H	N.C. A&T	71 58
												333	A	Liberty	66 57
LAST 12 Division I GAMES:															
55	A	Georgia Tech	52 81	29	A	Tennessee	66 92	333	A	Liberty	66 57				
98	H	Radford	54 57					223	N	Gardner-Webb	72 67				
314	H	N.C. A&T	71 58					17	A	DePaul	58 99				
189	H	Col. of Charleston	62 65												
272	A	ETSU	71 68												
279	A	Richmond	46 55												

Non-Div I Games:

Appalachian St.

■ Loss,
 ■ Non-Conf, S Site,
 ■ Home
 ■ Away
 N Neutral

Average RPI Win: 214		WON-LOST	WINNING	LAST 10	STRENGTH OF	OPP. STRENGTH	TEAM	ADJ.	CONF.	ADJ CONF.
Average RPI Loss: 200		RECORD	PCT. RANK	GAMES	SCHEDULE	OF SCHEDULE	RPI	RPI	RPI	RPI
DIV. I ONLY		7- 2	54	7- 2	306	155	144	144	2	2
DIV. I NON-CONF.		7- 2	54	7- 2	306	158	146	146	2	2
TOTALS	RPI 1-25	RPI 26-50		W-L RECORDS		RPI 51-100	RPI 101-150	RPI 150+		
7- 2	0- 0	0- 0		OVERALL		0- 0	2- 1	5- 1		
4- 1	0- 0	0- 0		HOME		0- 0	1- 0	3- 1		
3- 1	0- 0	0- 0		AWAY		0- 0	1- 1	2- 0		
0- 0	0- 0	0- 0		NEUTRAL		0- 0	0- 0	0- 0		
7- 2	0- 0	0- 0		NON-CONFERENCE		0- 0	2- 1	5- 1		
4- 1	0- 0	0- 0		HOME		0- 0	1- 0	3- 1		
3- 1	0- 0	0- 0		AWAY		0- 0	1- 1	2- 0		
0- 0	0- 0	0- 0		NEUTRAL		0- 0	0- 0	0- 0		
0- 0	0- 0	0- 0		CONFERENCE		0- 0	0- 0	0- 0		
0- 0	0- 0	0- 0		HOME		0- 0	0- 0	0- 0		
0- 0	0- 0	0- 0		AWAY		0- 0	0- 0	0- 0		
0- 0	0- 0	0- 0		NEUTRAL		0- 0	0- 0	0- 0		

[illegible]

Non-Div I Games:

Arizona

■ Loss, ■ Non-Conf, S Site, H Home A Away N Neutral

Average RPI Win:	142	WON-LOST	WINNING	LAST 10	STRENGTH OF	OPP. STRENGTH	TEAM	ADJ.	CONF.	ADJ CONF.
Average RPI Loss:	35	RECORD	PCT. RANK	GAMES	SCHEDULE	OF SCHEDULE	RPI	RPI	RPI	RPI
DIV. I ONLY	8- 2	40	8- 2	55	19	19	19	2	2	
DIV. I NON-CONF.	8- 2	40	8- 2	55	19	19	19	2	2	
TOTALS	RPI 1-25	RPI 26-50	W-L RECORDS	RPI 51-100	RPI 101-150	RPI 150+				
8- 2	2- 0	0- 2	OVERALL	2- 0	1- 0	3- 0				
5- 0	1- 0	0- 0	HOME	1- 0	0- 0	3- 0				
2- 1	1- 0	0- 1	AWAY	0- 0	1- 0	0- 0				
1- 1	0- 0	0- 1	NEUTRAL	1- 0	0- 0	0- 0				
8- 2	2- 0	0- 2	NON-CONFERENCE	2- 0	1- 0	3- 0				
5- 0	1- 0	0- 0	HOME	1- 0	0- 0	3- 0				
2- 1	1- 0	0- 1	AWAY	0- 0	1- 0	0- 0				
1- 1	0- 0	0- 1	NEUTRAL	1- 0	0- 0	0- 0				
0- 0	0- 0	0- 0	CONFERENCE	0- 0	0- 0	0- 0				
0- 0	0- 0	0- 0	HOME	0- 0	0- 0	0- 0				
0- 0	0- 0	0- 0	AWAY	0- 0	0- 0	0- 0				
0- 0	0- 0	0- 0	NEUTRAL	0- 0	0- 0	0- 0				

RPI 1-25				RPI 26-50				RPI 51-100				RPI 101+			
RPI	S	Opponent	Score	RPI	S	Opponent	Score	RPI	S	Opponent	Score	RPI	S	Opponent	Score
8	A	Kentucky	73 71	27	N	Maryland	42 83	85	N	St. John's (NY)	54 41	120	A	Middle Tenn.	69 48
22	H	Florida	69 63	42	A	Marquette	63 75	99	H	Oral Roberts	79 52	211	H	San Jose St.	82 37
												274	H	Illinois St.	76 40
												320	H	Boston U.	71 42
LAST 12 Division I GAMES:															
		27 N Maryland	42 83			99 H Oral Roberts	79 52								
		42 A Marquette	63 75			120 A Middle Tenn.	69 48								
		211 H San Jose St.	82 37			8 A Kentucky	73 71								
		274 H Illinois St.	76 40			22 H Florida	69 63								
						320 H Boston U.	71 42								
						85 N St. John's (NY)	54 41								

Non-Div I Games:

Arizona St.

Average RPI Win:	0	WON-LOST	WINNING	LAST 10	STRENGTH OF	OPP. STRENGTH	TEAM	ADJ.	CONF.	ADJ CONF.
Average RPI Loss:	202	RECORD	PCT. RANK	GAMES	SCHEDULE	OF SCHEDULE	RPI	RPI	RPI	RPI
DIV. I ONLY	0- 6	332	0- 6	79	342	311	311	30	30	
DIV. I NON-CONF.	0- 6	332	0- 6	79	342	310	310	30	30	
TOTALS	RPI 1-25	RPI 26-50	W-L RECORDS	RPI 51-100	RPI 101-150	RPI 150+				
0- 6	0- 0	0- 0	OVERALL	0- 2	0- 0	0- 4				
0- 1	0- 0	0- 0	HOME	0- 0	0- 0	0- 1				
0- 5	0- 0	0- 0	AWAY	0- 2	0- 0	0- 3				
0- 0	0- 0	0- 0	NEUTRAL	0- 0	0- 0	0- 0				
0- 6	0- 0	0- 0	NON-CONFERENCE	0- 2	0- 0	0- 4				
0- 1	0- 0	0- 0	HOME	0- 0	0- 0	0- 1				
0- 5	0- 0	0- 0	AWAY	0- 2	0- 0	0- 3				
0- 0	0- 0	0- 0	NEUTRAL	0- 0	0- 0	0- 0				
0- 0	0- 0	0- 0	CONFERENCE	0- 0	0- 0	0- 0				
0- 0	0- 0	0- 0	HOME	0- 0	0- 0	0- 0				
0- 0	0- 0	0- 0	AWAY	0- 0	0- 0	0- 0				
0- 0	0- 0	0- 0	NEUTRAL	0- 0	0- 0	0- 0				

RPI 1-25				RPI 26-50				RPI 51-100				RPI 101+				Team's RPI: 311	
RPI	S	Opponent	Score	RPI	S	Opponent	Score	RPI	S	Opponent	Score	RPI	S	Opponent	Score		
								65	A	South Dakota St.	45	103	210	A	Cincinnati	42	72
								82	A	Xavier	41	62	265	A	Ball St.	60	88
													275	A	Illinois	58	70
													315	H	Austin Peay	55	69
LAST 12 Division I GAMES:																	
								65	A	South Dakota St.	45	103	82	A	Xavier	41	62
								210	A	Cincinnati	42	72	315	H	Austin Peay	55	69
													275	A	Illinois	58	70
													265	A	Ball St.	60	88

Non-Div I Games: Philander Smith 88 65 Tougaloo 71 60

Ark.-Pine Bluff

■ Loss,
 ■ Non-Conf,
 ■ S Site,
 ■ H Home
 ■ A Away
 N Neutral

Arkansas

Through Games Of Dec. 18, 2016

Average RPI Win:	193	WON-LOST	WINNING	LAST 10	STRENGTH OF	OPP. STRENGTH	TEAM	ADJ.	CONF.	ADJ CONF.
Average RPI Loss:	128	RECORD	PCT. RANK	GAMES	SCHEDULE	OF SCHEDULE	RPI	RPI	RPI	RPI
DIV. I ONLY	10- 1	14	9- 1	230	145	62	62	1	1	
DIV. I NON-CONF.	10- 1	14	10- 1	231	149	64	64	1	1	
TOTALS	RPI 1-25	RPI 26-50	W-L RECORDS	RPI 51-100	RPI 101-150	RPI 150+				
10- 1	0- 0	0- 0	OVERALL	3- 0	1- 1	6- 0				
7- 0	0- 0	0- 0	HOME	2- 0	1- 0	4- 0				
1- 1	0- 0	0- 0	AWAY	0- 0	0- 1	1- 0				
2- 0	0- 0	0- 0	NEUTRAL	1- 0	0- 0	1- 0				
10- 1	0- 0	0- 0	NON-CONFERENCE	3- 0	1- 1	6- 0				
7- 0	0- 0	0- 0	HOME	2- 0	1- 0	4- 0				
1- 1	0- 0	0- 0	AWAY	0- 0	0- 1	1- 0				
2- 0	0- 0	0- 0	NEUTRAL	1- 0	0- 0	1- 0				
0- 0	0- 0	0- 0	CONFERENCE	0- 0	0- 0	0- 0				
0- 0	0- 0	0- 0	HOME	0- 0	0- 0	0- 0				
0- 0	0- 0	0- 0	AWAY	0- 0	0- 0	0- 0				
0- 0	0- 0	0- 0	NEUTRAL	0- 0	0- 0	0- 0				

RPI 1-25			RPI 26-50			RPI 51-100			Team's RPI: 62	RPI 101+		
RPI	S	Opponent	Score	RPI	S	Opponent	Score	RPI	S	Opponent	Score	
						53 H South Dakota	70 67	128 A Missouri St.	62	64		
						58 H Texas Tech	66 60	143 H Stetson	79	62		
						75 N Navy	70 67	155 A Tulsa	57	50		
								234 N Memphis	91	61		
								250 H Butler	68	50		
								286 H Sam Houston St.	71	39		
								330 H Northwestern St.	65	36		
								347 H La.-Monroe	92	46		
LAST 12 Division I GAMES:												
250	H	Butler	68 50	330	H	Northwestern St.	65 36					
58	H	Texas Tech	66 60	128	A	Missouri St.	62 64					
155	A	Tulsa	57 50	53	H	South Dakota	70 67					
75	N	Navy	70 67	347	H	La.-Monroe	92 46					
234	N	Memphis	91 61	286	H	Sam Houston St.	71 39					
143	H	Stetson	79 62									

Non-Div I Games:

Arkansas

■ Loss,
 ■ Non-Conf, S Site,
 ■ Home
 ■ Away
 N Neutral

Average RPI Win:	155	WON-LOST	WINNING	LAST 10	STRENGTH OF	OPP. STRENGTH	TEAM	ADJ.	CONF.	ADJ CONF.
Average RPI Loss:	135	RECORD	PCT. RANK	GAMES	SCHEDULE	OF SCHEDULE	RPI	RPI	RPI	RPI
DIV. I ONLY	1- 8	317	1- 8	103	168	280	280	19	19	
DIV. I NON-CONF.	1- 8	317	1- 8	105	169	278	278	19	19	
TOTALS	RPI 1-25	RPI 26-50	W-L RECORDS	RPI 51-100	RPI 101-150	RPI 150+				
1- 8	0- 3	0- 0	OVERALL	0- 1	0- 0	1- 4				
1- 2	0- 2	0- 0	HOME	0- 0	0- 0	1- 0				
0- 6	0- 1	0- 0	AWAY	0- 1	0- 0	0- 4				
0- 0	0- 0	0- 0	NEUTRAL	0- 0	0- 0	0- 0				
1- 8	0- 3	0- 0	NON-CONFERENCE	0- 1	0- 0	1- 4				
1- 2	0- 2	0- 0	HOME	0- 0	0- 0	1- 0				
0- 6	0- 1	0- 0	AWAY	0- 1	0- 0	0- 4				
0- 0	0- 0	0- 0	NEUTRAL	0- 0	0- 0	0- 0				
0- 0	0- 0	0- 0	CONFERENCE	0- 0	0- 0	0- 0				
0- 0	0- 0	0- 0	HOME	0- 0	0- 0	0- 0				
0- 0	0- 0	0- 0	AWAY	0- 0	0- 0	0- 0				
0- 0	0- 0	0- 0	NEUTRAL	0- 0	0- 0	0- 0				

RPI	S	Opponent	Score
13	A	Oklahoma St.	34 76
21	H	South Fla.	59 78
22	H	Florida	60 71

RPI	S	Opponent	Score
-----	---	----------	-------

RPI	S	Opponent	Score
89	A	Iowa St.	53 105

RPI	S	Opponent	Score	Team's RPI: 280
155	H	Tulsa	83 80	
161	A	Tennessee St.	66 76	
216	A	Wichita St.	51 69	
244	A	UT Martin	63 68	
315	A	Austin Peay	55 62	

LAST 12 Division I GAMES:

216	A	Wichita St.	51 69	244	A	UT Martin	63 68
89	A	Iowa St.	53 105	21	H	South Fla.	59 78
22	H	Florida	60 71	155	H	Tulsa	83 80
161	A	Tennessee St.	66 76				
315	A	Austin Peay	55 62				
13	A	Oklahoma St.	34 76				

Non-Div I Games:

Arkansas St.

Average RPI Win: 257		WON-LOST	WINNING	LAST 10	STRENGTH OF	OPP. STRENGTH	TEAM	ADJ.	CONF.	ADJ CONF.
Average RPI Loss: 79		RECORD	PCT. RANK	GAMES	SCHEDULE	OF SCHEDULE	RPI	RPI	RPI	RPI
DIV. I ONLY		8- 2	40	7- 2	317	156	125	125	23	23
DIV. I NON-CONF.		8- 2	40	8- 2	318	159	126	126	23	23
TOTALS	RPI 1-25	RPI 26-50		W-L RECORDS		RPI 51-100	RPI 101-150	RPI 150+		
8- 2	0- 1	0- 0		OVERALL		0- 0	2- 1	6- 0		
5- 0	0- 0	0- 0		HOME		0- 0	1- 0	4- 0		
3- 2	0- 1	0- 0		AWAY		0- 0	1- 1	2- 0		
0- 0	0- 0	0- 0		NEUTRAL		0- 0	0- 0	0- 0		
8- 2	0- 1	0- 0		NON-CONFERENCE		0- 0	2- 1	6- 0		
5- 0	0- 0	0- 0		HOME		0- 0	1- 0	4- 0		
3- 2	0- 1	0- 0		AWAY		0- 0	1- 1	2- 0		
0- 0	0- 0	0- 0		NEUTRAL		0- 0	0- 0	0- 0		
0- 0	0- 0	0- 0		CONFERENCE		0- 0	0- 0	0- 0		
0- 0	0- 0	0- 0		HOME		0- 0	0- 0	0- 0		
0- 0	0- 0	0- 0		AWAY		0- 0	0- 0	0- 0		
0- 0	0- 0	0- 0		NEUTRAL		0- 0	0- 0	0- 0		

RPI 1-25				RPI 26-50				RPI 51-100				RPI 101+				Team's RPI: 125	
RPI	S	Opponent	Score	RPI	S	Opponent	Score	RPI	S	Opponent	Score	RPI	S	Opponent	Score		
11	A	Minnesota	52 70									124	A	Delaware	61 47		
												147	A	Albany (NY)	59 65		
												148	H	Yale	59 55		
												248	H	Air Force	75 47		
												262	A	Dartmouth	68 60		
												293	A	LIU Brooklyn	68 47		
												302	H	St. Francis Brooklyn	69 46		
												337	H	Wagner	85 40		
												343	H	Fairleigh Dickinson	86 58		
LAST 12 Division I GAMES:																	
				248	H	Air Force	75 47					124	A	Delaware	61 47		
				148	H	Yale	59 55					11	A	Minnesota	52 70		
				147	A	Albany (NY)	59 65					337	H	Wagner	85 40		
				293	A	LIU Brooklyn	68 47					302	H	St. Francis Brooklyn	69 46		
												343	H	Fairleigh Dickinson	86 58		
												262	A	Dartmouth	68 60		

Non-Div I Games:	Mercy	90	48
------------------	-------	----	----

Army West Point

■ Loss, ■ Non-Conf, S Site, H Home A Away N Neutral

Average RPI Win:	209	WON-LOST	WINNING	LAST 10	STRENGTH OF	OPP. STRENGTH	TEAM	ADJ.	CONF.	ADJ CONF.
Average RPI Loss:	30	RECORD	PCT. RANK	GAMES	SCHEDULE	OF SCHEDULE	RPI	RPI	RPI	RPI
DIV. I ONLY	8- 3	71	7- 3	23	266	34	34	1	1	
DIV. I NON-CONF.	8- 3	70	8- 3	23	265	34	34	1	1	
TOTALS	RPI 1-25	RPI 26-50	W-L RECORDS	RPI 51-100	RPI 101-150	RPI 150+				
8- 3	0- 2	0- 0	OVERALL	2- 1	1- 0	5- 0				
3- 1	0- 1	0- 0	HOME	1- 0	1- 0	1- 0				
3- 1	0- 1	0- 0	AWAY	1- 0	0- 0	2- 0				
2- 1	0- 0	0- 0	NEUTRAL	0- 1	0- 0	2- 0				
8- 3	0- 2	0- 0	NON-CONFERENCE	2- 1	1- 0	5- 0				
3- 1	0- 1	0- 0	HOME	1- 0	1- 0	1- 0				
3- 1	0- 1	0- 0	AWAY	1- 0	0- 0	2- 0				
2- 1	0- 0	0- 0	NEUTRAL	0- 1	0- 0	2- 0				
0- 0	0- 0	0- 0	CONFERENCE	0- 0	0- 0	0- 0				
0- 0	0- 0	0- 0	HOME	0- 0	0- 0	0- 0				
0- 0	0- 0	0- 0	AWAY	0- 0	0- 0	0- 0				
0- 0	0- 0	0- 0	NEUTRAL	0- 0	0- 0	0- 0				

RPI 1-25				RPI 26-50		Team's RPI: 34		RPI 51-100				RPI 101+			
RPI	S	Opponent	Score	RPI	S	Opponent	Score	RPI	S	Opponent	Score	RPI	S	Opponent	Score
15	A	Kansas St.	66 71					56	N	West Virginia	52 56	140	H	Troy	61 52
18	H	Virginia Tech	87 92					80	A	East Carolina	61 52	200	A	Louisiana Tech	76 66
								91	H	Indiana	71 67	265	N	Ball St.	54 40
												278	N	Marist	52 51
												305	H	Savannah St.	75 46
												314	A	N.C. A&T	68 36
LAST 12 Division I GAMES:															
				18	H	Virginia Tech	87 92	305	H	Savannah St.	75 46				
				200	A	Louisiana Tech	76 66	15	A	Kansas St.	66 71				
				80	A	East Carolina	61 52	91	H	Indiana	71 67				
				314	A	N.C. A&T	68 36	56	N	West Virginia	52 56				
				140	H	Troy	61 52	278	N	Marist	52 51				
								265	N	Ball St.	54 40				

Non-Div I Games:

Auburn

■ Loss,
 ■ Non-Conf, S Site,
 ■ Home
 ■ Away
 N Neutral

Average RPI Win:	288	WON-LOST	WINNING	LAST 10	STRENGTH OF	OPP. STRENGTH	TEAM	ADJ.	CONF.	ADJ CONF.
Average RPI Loss:	179	RECORD	PCT. RANK	GAMES	SCHEDULE	OF SCHEDULE	RPI	RPI	RPI	RPI
DIV. I ONLY	4- 6	203	4- 5	339	134	315	315	29	29	
DIV. I NON-CONF.	4- 6	203	4- 6	339	138	314	314	29	29	
TOTALS	RPI 1-25	RPI 26-50	W-L RECORDS	RPI 51-100	RPI 101-150	RPI 150+				
4- 6	0- 0	0- 0	OVERALL	0- 1	0- 2	4- 3				
3- 2	0- 0	0- 0	HOME	0- 0	0- 1	3- 1				
1- 3	0- 0	0- 0	AWAY	0- 1	0- 1	1- 1				
0- 1	0- 0	0- 0	NEUTRAL	0- 0	0- 0	0- 1				
4- 6	0- 0	0- 0	NON-CONFERENCE	0- 1	0- 2	4- 3				
3- 2	0- 0	0- 0	HOME	0- 0	0- 1	3- 1				
1- 3	0- 0	0- 0	AWAY	0- 1	0- 1	1- 1				
0- 1	0- 0	0- 0	NEUTRAL	0- 0	0- 0	0- 1				
0- 0	0- 0	0- 0	CONFERENCE	0- 0	0- 0	0- 0				
0- 0	0- 0	0- 0	HOME	0- 0	0- 0	0- 0				
0- 0	0- 0	0- 0	AWAY	0- 0	0- 0	0- 0				
0- 0	0- 0	0- 0	NEUTRAL	0- 0	0- 0	0- 0				

RPI 1-25			RPI 26-50			RPI 51-100			RPI 101+			Team's RPI: 315
RPI	S	Opponent	Score	RPI	S	Opponent	Score	RPI	S	Opponent	Score	
						86 A UCF	43 61	120 A Middle Tenn.		51 82		
								136 H Western Ky.		65 85		
								215 N St. Bonaventure		57 58		
								258 H Miami (OH)		58 73		
								260 A Evansville		54 68		
								272 H ETSU		77 74		
								280 H Arkansas St.		62 55		
								288 H Kennesaw St.		68 49		
								311 A Ark.-Pine Bluff		69 55		
LAST 12 Division I GAMES:												
120 A Middle Tenn.		51 82	136 H Western Ky.		65 85							
288 H Kennesaw St.		68 49	272 H ETSU		77 74							
260 A Evansville		54 68	86 A UCF		43 61							
258 H Miami (OH)		58 73	215 N St. Bonaventure		57 58							
			311 A Ark.-Pine Bluff		69 55							
			280 H Arkansas St.		62 55							

Non-Div I Games: Trevecca Nazarene 69 51 Christian Bros. 76 57

Austin Peay

■ Loss,
 ■ Non-Conf,
 ■ S Site,
 ■ Home
 ■ A Away
 N Neutral

Average RPI Win:	180	WON-LOST	WINNING	LAST 10	STRENGTH OF	OPP. STRENGTH	TEAM	ADJ.	CONF.	ADJ CONF.
Average RPI Loss:	35	RECORD	PCT. RANK	GAMES	SCHEDULE	OF SCHEDULE	RPI	RPI	RPI	RPI
DIV. I ONLY	6- 4	128	6- 4	19	129	38	38	9	9	
DIV. I NON-CONF.	6- 4	129	6- 4	19	133	38	38	9	9	
TOTALS	RPI 1-25	RPI 26-50	W-L RECORDS	RPI 51-100	RPI 101-150	RPI 150+				
6- 4	0- 1	0- 2	OVERALL	1- 1	0- 0	5- 0				
1- 1	0- 0	0- 1	HOME	0- 0	0- 0	1- 0				
2- 2	0- 1	0- 1	AWAY	0- 0	0- 0	2- 0				
3- 1	0- 0	0- 0	NEUTRAL	1- 1	0- 0	2- 0				
6- 4	0- 1	0- 2	NON-CONFERENCE	1- 1	0- 0	5- 0				
1- 1	0- 0	0- 1	HOME	0- 0	0- 0	1- 0				
2- 2	0- 1	0- 1	AWAY	0- 0	0- 0	2- 0				
3- 1	0- 0	0- 0	NEUTRAL	1- 1	0- 0	2- 0				
0- 0	0- 0	0- 0	CONFERENCE	0- 0	0- 0	0- 0				
0- 0	0- 0	0- 0	HOME	0- 0	0- 0	0- 0				
0- 0	0- 0	0- 0	AWAY	0- 0	0- 0	0- 0				
0- 0	0- 0	0- 0	NEUTRAL	0- 0	0- 0	0- 0				

RPI 1-25				RPI 26-50				Team's RPI: 38		RPI 51-100				RPI 101+			
RPI	S	Opponent	Score	RPI	S	Opponent	Score	RPI	S	Opponent	Score	RPI	S	Opponent	Score		
9	A	Utah	60 77	32	A	Georgia	51 81	59	N	Oregon St.	56 65	154	H	Weber St.	73 64		
				39	H	Oklahoma	61 68	63	N	UNLV	63 54	155	N	Tulsa	71 56		
												181	N	Saint Joseph's	71 56		
												220	A	Utah St.	60 40		
												308	A	Utah Valley	68 50		
LAST 12 Division I GAMES:																	
220	A	Utah St.	60 40	155	N	Tulsa	71 56										
9	A	Utah	60 77	181	N	Saint Joseph's	71 56										
154	H	Weber St.	73 64	39	H	Oklahoma	61 68										
59	N	Oregon St.	56 65	32	A	Georgia	51 81										
63	N	UNLV	63 54	308	A	Utah Valley	68 50										

Non-Div I Games:

BYU

Average RPI Win:	279	WON-LOST	WINNING	LAST 10	STRENGTH OF	OPP. STRENGTH	TEAM	ADJ.	CONF.	ADJ CONF.
Average RPI Loss:	137	RECORD	PCT. RANK	GAMES	SCHEDULE	OF SCHEDULE	RPI	RPI	RPI	RPI
DIV. I ONLY	6- 4	128	6- 4	337	85	265	265	10	10	
DIV. I NON-CONF.	6- 4	129	6- 4	337	87	264	264	10	10	
TOTALS	RPI 1-25	RPI 26-50	W-L RECORDS	RPI 51-100	RPI 101-150	RPI 150+				
6- 4	0- 0	0- 1	OVERALL	0- 1	0- 1	6- 1				
3- 2	0- 0	0- 0	HOME	0- 0	0- 1	3- 1				
2- 0	0- 0	0- 0	AWAY	0- 0	0- 0	2- 0				
1- 2	0- 0	0- 1	NEUTRAL	0- 1	0- 0	1- 0				
6- 4	0- 0	0- 1	NON-CONFERENCE	0- 1	0- 1	6- 1				
3- 2	0- 0	0- 0	HOME	0- 0	0- 1	3- 1				
2- 0	0- 0	0- 0	AWAY	0- 0	0- 0	2- 0				
1- 2	0- 0	0- 1	NEUTRAL	0- 1	0- 0	1- 0				
0- 0	0- 0	0- 0	CONFERENCE	0- 0	0- 0	0- 0				
0- 0	0- 0	0- 0	HOME	0- 0	0- 0	0- 0				
0- 0	0- 0	0- 0	AWAY	0- 0	0- 0	0- 0				
0- 0	0- 0	0- 0	NEUTRAL	0- 0	0- 0	0- 0				

RPI 1-25				RPI 26-50				RPI 51-100				RPI 101+				Team's RPI: 265	
RPI	S	Opponent	Score	RPI	S	Opponent	Score	RPI	S	Opponent	Score	RPI	S	Opponent	Score		
				34	N	Auburn	40 54	80	N	East Carolina	69 82	141	H	Purdue	42 58		
												214	A	Oakland	66 59		
												250	A	Butler	74 50		
												260	H	Evansville	84 49		
												294	H	Lipscomb	74 78		
												311	H	Ark.-Pine Bluff	88 60		
												314	N	N.C. A&T	76 57		
												323	H	Chicago St.	88 53		
LAST 12 Division I GAMES:																	
				214	A	Oakland	66 59	294	H	Lipscomb	74 78						
				141	H	Purdue	42 58	34	N	Auburn	40 54						
				250	A	Butler	74 50	260	H	Evansville	84 49						
				323	H	Chicago St.	88 53	311	H	Ark.-Pine Bluff	88 60						
				80	N	East Carolina	69 82										
				314	N	N.C. A&T	76 57										

Non-Div I Games:

Ball St.

■ Loss,
 ■ Non-Conf,
 S Site,
 ■ Home
 ■ Away
 N Neutral

Average RPI Win: 174		WON-LOST	WINNING	LAST 10	STRENGTH OF	OPP. STRENGTH	TEAM	ADJ.	CONF.	ADJ CONF.
Average RPI Loss: 1		RECORD	PCT. RANK	GAMES	SCHEDULE	OF SCHEDULE	RPI	RPI	RPI	RPI
DIV. I ONLY		11- 1	12	9- 1	181	10	31	31	4	4
DIV. I NON-CONF.		11- 1	12	11- 1	181	10	31	31	4	4
TOTALS		RPI 1-25	RPI 26-50		W-L RECORDS		RPI 51-100	RPI 101-150	RPI 150+	
11- 1	2- 1	1- 0		OVERALL		0- 0	1- 0	7- 0		
7- 0	1- 0	0- 0		HOME		0- 0	0- 0	6- 0		
1- 1	0- 1	1- 0		AWAY		0- 0	0- 0	0- 0		
3- 0	1- 0	0- 0		NEUTRAL		0- 0	1- 0	1- 0		
11- 1	2- 1	1- 0		NON-CONFERENCE		0- 0	1- 0	7- 0		
7- 0	1- 0	0- 0		HOME		0- 0	0- 0	6- 0		
1- 1	0- 1	1- 0		AWAY		0- 0	0- 0	0- 0		
3- 0	1- 0	0- 0		NEUTRAL		0- 0	1- 0	1- 0		
0- 0	0- 0	0- 0		CONFERENCE		0- 0	0- 0	0- 0		
0- 0	0- 0	0- 0		HOME		0- 0	0- 0	0- 0		
0- 0	0- 0	0- 0		AWAY		0- 0	0- 0	0- 0		
0- 0	0- 0	0- 0		NEUTRAL		0- 0	0- 0	0- 0		

RPI S	Opponent	Score	RPI S	Opponent	Score	RPI S	Opponent	Score	RPI S	Opponent	Score
1	A UConn	61 72	29	A Tennessee	88 66				104	N Ohio St.	85 68
17	N DePaul	104 72							152	H Mississippi Val.	101 36
24	H UCLA	84 70							192	H Abilene Christian	79 34
									230	N Kent St.	84 42
									255	H Southeastern La.	109 38
									268	H Texas St.	90 24
									313	H Winthrop	140 32
									328	H Houston Baptist	118 43
LAST 12 Division I GAMES:											
192	H Abilene Christian	79 34	313	H Winthrop	140 32						
104	N Ohio St.	85 68	268	H Texas St.	90 24						
17	N DePaul	104 72	29	A Tennessee	88 66						
230	N Kent St.	84 42	1	A UConn	61 72						
255	H Southeastern La.	109 38	24	H UCLA	84 70						
152	H Mississippi Val.	101 36	328	H Houston Baptist	118 43						

Non-Div I Games:

Baylor

Belmont

Through Games Of Dec. 18, 2016

Average RPI Win:	222	WON-LOST	WINNING	LAST 10	STRENGTH OF	OPP. STRENGTH	TEAM	ADJ.	CONF.	ADJ CONF.
Average RPI Loss:	72	RECORD	PCT. RANK	GAMES	SCHEDULE	OF SCHEDULE	RPI	RPI	RPI	RPI
DIV. I ONLY	6- 5	152	5- 4	119	141	103	103	29	29	
DIV. I NON-CONF.	6- 5	154	6- 5	120	145	102	102	29	29	
TOTALS	RPI 1-25	RPI 26-50	W-L RECORDS	RPI 51-100	RPI 101-150	RPI 150+				
6- 5	0- 2	0- 1	OVERALL	0- 0	2- 2	4- 0				
2- 1	0- 1	0- 0	HOME	0- 0	1- 0	1- 0				
4- 3	0- 1	0- 1	AWAY	0- 0	1- 1	3- 0				
0- 1	0- 0	0- 0	NEUTRAL	0- 0	0- 1	0- 0				
6- 5	0- 2	0- 1	NON-CONFERENCE	0- 0	2- 2	4- 0				
2- 1	0- 1	0- 0	HOME	0- 0	1- 0	1- 0				
4- 3	0- 1	0- 1	AWAY	0- 0	1- 1	3- 0				
0- 1	0- 0	0- 0	NEUTRAL	0- 0	0- 1	0- 0				
0- 0	0- 0	0- 0	CONFERENCE	0- 0	0- 0	0- 0				
0- 0	0- 0	0- 0	HOME	0- 0	0- 0	0- 0				
0- 0	0- 0	0- 0	AWAY	0- 0	0- 0	0- 0				
0- 0	0- 0	0- 0	NEUTRAL	0- 0	0- 0	0- 0				

RPI S	Opponent	Score	RPI S	Opponent	Score	RPI S	Opponent	Score	RPI S	Opponent	Score	Team's RPI: 103
10	H Green Bay	53 62	50	A Louisville	50 73				129	H IUPUI	78 72	
11	A Minnesota	74 75							140	A Troy	74 91	
									149	N Fresno St.	53 62	
									150	A UAB	72 58	
									195	A Samford	73 54	
									227	A Loyola Marymount	79 72	
									294	H Lipscomb	100 62	
									338	A Fort Wayne	85 59	
LAST 12 Division I GAMES:												
294	H Lipscomb	100 62	129	H IUPUI	78 72							
227	A Loyola Marymount	79 72	11	A Minnesota	74 75							
149	N Fresno St.	53 62	195	A Samford	73 54							
10	H Green Bay	53 62	50	A Louisville	50 73							
150	A UAB	72 58	338	A Fort Wayne	85 59							
140	A Troy	74 91										

Non-Div I Games: Trevecca Nazarene 87 56

Belmont

Loss, Non-Conf, S Site, H Home A Away N Neutral

Average RPI Win:	231	WON-LOST	WINNING	LAST 10	STRENGTH OF	OPP. STRENGTH	TEAM	ADJ.	CONF.	ADJ CONF.
Average RPI Loss:	155	RECORD	PCT. RANK	GAMES	SCHEDULE	OF SCHEDULE	RPI	RPI	RPI	RPI
DIV. I ONLY	1- 6	303	1- 6	244	206	312	312	31	31	
DIV. I NON-CONF.	1- 6	300	1- 6	245	206	311	311	31	31	
TOTALS	RPI 1-25	RPI 26-50	W-L RECORDS	RPI 51-100	RPI 101-150	RPI 150+				
1- 6	0- 0	0- 0	OVERALL	0- 2	0- 1	1- 3				
1- 0	0- 0	0- 0	HOME	0- 0	0- 0	1- 0				
0- 6	0- 0	0- 0	AWAY	0- 2	0- 1	0- 3				
0- 0	0- 0	0- 0	NEUTRAL	0- 0	0- 0	0- 0				
1- 6	0- 0	0- 0	NON-CONFERENCE	0- 2	0- 1	1- 3				
1- 0	0- 0	0- 0	HOME	0- 0	0- 0	1- 0				
0- 6	0- 0	0- 0	AWAY	0- 2	0- 1	0- 3				
0- 0	0- 0	0- 0	NEUTRAL	0- 0	0- 0	0- 0				
0- 0	0- 0	0- 0	CONFERENCE	0- 0	0- 0	0- 0				
0- 0	0- 0	0- 0	HOME	0- 0	0- 0	0- 0				
0- 0	0- 0	0- 0	AWAY	0- 0	0- 0	0- 0				
0- 0	0- 0	0- 0	NEUTRAL	0- 0	0- 0	0- 0				

RPI 1-25				RPI 26-50				RPI 51-100				RPI 101+				Team's RPI: 312	
RPI	S	Opponent	Score	RPI	S	Opponent	Score	RPI	S	Opponent	Score	RPI	S	Opponent	Score		
								72	A	Jacksonville	63	69	143	A	Stetson	60	63
								86	A	UCF	43	70	170	A	Prairie View	64	66
													202	A	Southern U.	59	61
													231	H	North Florida	52	50
													255	A	Southeastern La.	63	75
LAST 12 Division I GAMES:																	
				170	A	Prairie View	64	66		231	H	North Florida	52	50			
				143	A	Stetson	60	63		86	A	UCF	43	70			
				72	A	Jacksonville	63	69		255	A	Southeastern La.	63	75			
										202	A	Southern U.	59	61			

Non-Div I Games: Edward Waters 55 45 Flagler 76 53

Bethune-Cookman

Loss, Non-Conf, S Site, H Home A Away N Neutral

Binghamton

Through Games Of Dec. 18, 2016

Average RPI Win:	314	WON-LOST	WINNING	LAST 10	STRENGTH OF	OPP. STRENGTH	TEAM	ADJ.	CONF.	ADJ CONF.
Average RPI Loss:	152	RECORD	PCT. RANK	GAMES	SCHEDULE	OF SCHEDULE	RPI	RPI	RPI	RPI
DIV. I ONLY	3- 6	235	3- 6	114	349	212	212	24	24	
DIV. I NON-CONF.	3- 6	235	3- 6	115	349	213	213	24	24	
TOTALS	RPI 1-25	RPI 26-50	W-L RECORDS	RPI 51-100	RPI 101-150	RPI 150+				
3- 6	0- 0	0- 0	OVERALL	0- 1	0- 2	3- 3				
0- 4	0- 0	0- 0	HOME	0- 1	0- 0	0- 3				
3- 2	0- 0	0- 0	AWAY	0- 0	0- 2	3- 0				
0- 0	0- 0	0- 0	NEUTRAL	0- 0	0- 0	0- 0				
3- 6	0- 0	0- 0	NON-CONFERENCE	0- 1	0- 2	3- 3				
0- 4	0- 0	0- 0	HOME	0- 1	0- 0	0- 3				
3- 2	0- 0	0- 0	AWAY	0- 0	0- 2	3- 0				
0- 0	0- 0	0- 0	NEUTRAL	0- 0	0- 0	0- 0				
0- 0	0- 0	0- 0	CONFERENCE	0- 0	0- 0	0- 0				
0- 0	0- 0	0- 0	HOME	0- 0	0- 0	0- 0				
0- 0	0- 0	0- 0	AWAY	0- 0	0- 0	0- 0				
0- 0	0- 0	0- 0	NEUTRAL	0- 0	0- 0	0- 0				

RPI 1-25				RPI 26-50				RPI 51-100				RPI 101+				Team's RPI: 212	
RPI	S	Opponent	Score	RPI	S	Opponent	Score	RPI	S	Opponent	Score	RPI	S	Opponent	Score		
								68	H	Bucknell	57	67	118	A	Providence	58	71
												148	A	Yale	48	57	
												183	H	Columbia	65	75	
												194	H	Sacred Heart	69	77	
												203	H	Brown	72	83	
												263	A	Penn	61	48	
												335	A	NJIT	68	44	
												343	A	Fairleigh Dickinson	80	69	
LAST 12 Division I GAMES:																	
183	H	Columbia	65	75	203	H	Brown	72	83								
335	A	NJIT	68	44	194	H	Sacred Heart	69	77								
343	A	Fairleigh Dickinson	80	69	118	A	Providence	58	71								
					263	A	Penn	61	48								
					148	A	Yale	48	57								
					68	H	Bucknell	57	67								

Non-Div I Games: Misericordia 77 54

Binghamton

Loss, Non-Conf, S Site, H Home A Away N Neutral

Average RPI Win:	151	WON-LOST	WINNING	LAST 10	STRENGTH OF	OPP. STRENGTH	TEAM	ADJ.	CONF.	ADJ CONF.
Average RPI Loss:	14	RECORD	PCT. RANK	GAMES	SCHEDULE	OF SCHEDULE	RPI	RPI	RPI	RPI
DIV. I ONLY	7- 1	26	7- 1	124	21	23	23	11	11	
DIV. I NON-CONF.	7- 1	26	7- 1	124	21	23	23	11	11	
TOTALS	RPI 1-25	RPI 26-50	W-L RECORDS	RPI 51-100	RPI 101-150	RPI 150+				
7- 1	0- 1	1- 0	OVERALL	2- 0	1- 0	3- 0				
4- 0	0- 0	0- 0	HOME	0- 0	1- 0	3- 0				
2- 1	0- 1	0- 0	AWAY	2- 0	0- 0	0- 0				
1- 0	0- 0	1- 0	NEUTRAL	0- 0	0- 0	0- 0				
7- 1	0- 1	1- 0	NON-CONFERENCE	2- 0	1- 0	3- 0				
4- 0	0- 0	0- 0	HOME	0- 0	1- 0	3- 0				
2- 1	0- 1	0- 0	AWAY	2- 0	0- 0	0- 0				
1- 0	0- 0	1- 0	NEUTRAL	0- 0	0- 0	0- 0				
0- 0	0- 0	0- 0	CONFERENCE	0- 0	0- 0	0- 0				
0- 0	0- 0	0- 0	HOME	0- 0	0- 0	0- 0				
0- 0	0- 0	0- 0	AWAY	0- 0	0- 0	0- 0				
0- 0	0- 0	0- 0	NEUTRAL	0- 0	0- 0	0- 0				

RPI 1-25				Team's RPI: 23		RPI 26-50				RPI 51-100				RPI 101+			
RPI	S	Opponent	Score	RPI	S	Opponent	Score	RPI	S	Opponent	Score	RPI	S	Opponent	Score		
14	A	Washington	66 92	43	N	Charlotte	68 65	69	A	Washington St.	77 73	126	H	Eastern Wash.	67 64		
								78	A	St. Mary's (CA)	83 78	196	H	Portland	74 60		
												259	H	Portland St.	94 76		
												289	H	Seattle U	73 68		
LAST 12 Division I GAMES:																	
196	H	Portland	74 60	289	H	Seattle U	73 68										
14	A	Washington	66 92	259	H	Portland St.	94 76										
69	A	Washington St.	77 73														
126	H	Eastern Wash.	67 64														
43	N	Charlotte	68 65														
78	A	St. Mary's (CA)	83 78														

Non-Div I Games: Southern Ore. 89 45 Concordia Portland 71 40

Boise St.

Average RPI Win:	243	WON-LOST	WINNING	LAST 10	STRENGTH OF	OPP. STRENGTH	TEAM	ADJ.	CONF.	ADJ CONF.
Average RPI Loss:	106	RECORD	PCT. RANK	GAMES	SCHEDULE	OF SCHEDULE	RPI	RPI	RPI	RPI
DIV. I ONLY	5- 6	181	5- 5	130	211	172	172	3	3	
DIV. I NON-CONF.	5- 6	183	5- 6	130	209	172	172	3	3	
TOTALS	RPI 1-25	RPI 26-50	W-L RECORDS	RPI 51-100	RPI 101-150	RPI 150+				
5- 6	0- 0	0- 1	OVERALL	0- 2	2- 1	3- 2				
3- 2	0- 0	0- 1	HOME	0- 1	1- 0	2- 0				
1- 3	0- 0	0- 0	AWAY	0- 0	1- 1	0- 2				
1- 1	0- 0	0- 0	NEUTRAL	0- 1	0- 0	1- 0				
5- 6	0- 0	0- 1	NON-CONFERENCE	0- 2	2- 1	3- 2				
3- 2	0- 0	0- 1	HOME	0- 1	1- 0	2- 0				
1- 3	0- 0	0- 0	AWAY	0- 0	1- 1	0- 2				
1- 1	0- 0	0- 0	NEUTRAL	0- 1	0- 0	1- 0				
0- 0	0- 0	0- 0	CONFERENCE	0- 0	0- 0	0- 0				
0- 0	0- 0	0- 0	HOME	0- 0	0- 0	0- 0				
0- 0	0- 0	0- 0	AWAY	0- 0	0- 0	0- 0				
0- 0	0- 0	0- 0	NEUTRAL	0- 0	0- 0	0- 0				

RPI S	Opponent	Score	RPI S	Opponent	Score	RPI S	Opponent	Score	RPI S	Opponent	Score	Team's RPI: 172
41	H Penn St.	56 60	64	N SMU	64 72	107	A Fordham	49 56				
			78	H St. Mary's (CA)	54 62	118	H Providence	57 53				
						148	A Yale	71 64				
						162	A Seton Hall	66 71				
						182	A Hartford	56 65				
						302	N St. Francis Brooklyn	73 58				
						320	H Boston U.	67 49				
						325	H Central Conn. St.	66 46				
LAST 12 Division I GAMES:												
41	H Penn St.	56 60	325	H Central Conn. St.	66 46							
302	N St. Francis Brooklyn	73 58	118	H Providence	57 53							
64	N SMU	64 72	148	A Yale	71 64							
78	H St. Mary's (CA)	54 62	107	A Fordham	49 56							
162	A Seton Hall	66 71	182	A Hartford	56 65							
320	H Boston U.	67 49										

Non-Div I Games:

Boston College

■ Loss,
 ■ Non-Conf,
 ■ S Site,
 ■ H Home
 ■ A Away
 N Neutral

Average RPI Win:	303	WON-LOST	WINNING	LAST 10	STRENGTH OF	OPP. STRENGTH	TEAM	ADJ.	CONF.	ADJ CONF.
Average RPI Loss:	160	RECORD	PCT. RANK	GAMES	SCHEDULE	OF SCHEDULE	RPI	RPI	RPI	RPI
DIV. I ONLY	2- 9	296	2- 8	228	252	320	320	23	23	
DIV. I NON-CONF.	2- 9	293	2- 9	229	251	319	319	23	23	
TOTALS	RPI 1-25	RPI 26-50	W-L RECORDS	RPI 51-100	RPI 101-150	RPI 150+				
2- 9	0- 1	0- 1	OVERALL	0- 0	0- 2	2- 5				
2- 3	0- 0	0- 1	HOME	0- 0	0- 0	2- 2				
0- 5	0- 1	0- 0	AWAY	0- 0	0- 1	0- 3				
0- 1	0- 0	0- 0	NEUTRAL	0- 0	0- 1	0- 0				
2- 9	0- 1	0- 1	NON-CONFERENCE	0- 0	0- 2	2- 5				
2- 3	0- 0	0- 1	HOME	0- 0	0- 0	2- 2				
0- 5	0- 1	0- 0	AWAY	0- 0	0- 1	0- 3				
0- 1	0- 0	0- 0	NEUTRAL	0- 0	0- 1	0- 0				
0- 0	0- 0	0- 0	CONFERENCE	0- 0	0- 0	0- 0				
0- 0	0- 0	0- 0	HOME	0- 0	0- 0	0- 0				
0- 0	0- 0	0- 0	AWAY	0- 0	0- 0	0- 0				
0- 0	0- 0	0- 0	NEUTRAL	0- 0	0- 0	0- 0				

RPI 1-25				RPI 26-50				RPI 51-100				RPI 101+ Team's RPI: 320			
RPI	S	Opponent	Score	RPI	S	Opponent	Score	RPI	S	Opponent	Score	RPI	S	Opponent	Score
19	A	Arizona St.	42 71	45	H	Harvard	52 65					119	N	Long Beach St.	48 61
												147	A	Albany (NY)	54 69
												165	H	New Hampshire	51 59
												172	A	Boston College	49 67
												232	A	Northeastern	59 78
												262	H	Dartmouth	49 61
												264	H	Massachusetts	64 60
												278	A	Marist	57 76
												341	H	UMass Lowell	66 56
LAST 12 Division I GAMES:															
165	H	New Hampshire	51 59	264	H	Massachusetts	64 60								
341	H	UMass Lowell	66 56	278	A	Marist	57 76								
45	H	Harvard	52 65	262	H	Dartmouth	49 61								
147	A	Albany (NY)	54 69	119	N	Long Beach St.	48 61								
172	A	Boston College	49 67	19	A	Arizona St.	42 71								
232	A	Northeastern	59 78												

Non-Div I Games:

Boston U.

■ Loss,
 ■ Non-Conf,
 ■ S Site,
 ■ H Home
 ■ A Away
 N Neutral

Bowling Green

Through Games Of Dec. 18, 2016

Average RPI Win:	269	WON-LOST	WINNING	LAST 10	STRENGTH OF	OPP. STRENGTH	TEAM	ADJ.	CONF.	ADJ CONF.
Average RPI Loss:	141	RECORD	PCT. RANK	GAMES	SCHEDULE	OF SCHEDULE	RPI	RPI	RPI	RPI
DIV. I ONLY	2- 6	262	2- 6	164	232	256	256	10	10	
DIV. I NON-CONF.	2- 6	262	2- 6	165	231	256	256	10	10	
TOTALS	RPI 1-25	RPI 26-50	W-L RECORDS	RPI 51-100	RPI 101-150	RPI 150+				
2- 6	0- 1	0- 1	OVERALL	0- 0	0- 2	2- 2				
0- 2	0- 0	0- 0	HOME	0- 0	0- 1	0- 1				
0- 3	0- 1	0- 1	AWAY	0- 0	0- 0	0- 1				
2- 1	0- 0	0- 0	NEUTRAL	0- 0	0- 1	2- 0				
2- 6	0- 1	0- 1	NON-CONFERENCE	0- 0	0- 2	2- 2				
0- 2	0- 0	0- 0	HOME	0- 0	0- 1	0- 1				
0- 3	0- 1	0- 1	AWAY	0- 0	0- 0	0- 1				
2- 1	0- 0	0- 0	NEUTRAL	0- 0	0- 1	2- 0				
0- 0	0- 0	0- 0	CONFERENCE	0- 0	0- 0	0- 0				
0- 0	0- 0	0- 0	HOME	0- 0	0- 0	0- 0				
0- 0	0- 0	0- 0	AWAY	0- 0	0- 0	0- 0				
0- 0	0- 0	0- 0	NEUTRAL	0- 0	0- 0	0- 0				

RPI 1-25				RPI 26-50				RPI 51-100				RPI 101+				Team's RPI: 256
RPI	S	Opponent	Score	RPI	S	Opponent	Score	RPI	S	Opponent	Score	RPI	S	Opponent	Score	
18	A	Virginia Tech	51 98	50	A	Louisville	58 83					116	N	Chattanooga	49 54	
												134	H	Virginia	47 67	
												210	H	Cincinnati	58 68	
												239	N	Saint Peter's	73 68	
												299	N	Lafayette	69 42	
												319	A	Eastern Ky.	55 57	
LAST 12 Division I GAMES:																
				210	H	Cincinnati	58 68	18	A	Virginia Tech	51 98					
				319	A	Eastern Ky.	55 57	134	H	Virginia	47 67					
								239	N	Saint Peter's	73 68					
								299	N	Lafayette	69 42					
								116	N	Chattanooga	49 54					
								50	A	Louisville	58 83					

Non-Div I Games: Davis & Elkins 73 46 Ohio Valley 82 46

Bowling Green

■ Loss,
 ■ Non-Conf,
 ■ S Site,
 ■ H Home
 ■ A Away
 N Neutral

Average RPI Win: 177		WON-LOST	WINNING	LAST 10	STRENGTH OF	OPP. STRENGTH	TEAM	ADJ.	CONF.	ADJ CONF.
Average RPI Loss: 153		RECORD	PCT. RANK	GAMES	SCHEDULE	OF SCHEDULE	RPI	RPI	RPI	RPI
DIV. I ONLY		1- 7	308	1- 7	48	311	266	266	15	15
DIV. I NON-CONF.		1- 7	307	1- 7	49	311	265	265	15	15
TOTALS		RPI 1-25	RPI 26-50	W-L RECORDS	RPI 51-100	RPI 101-150	RPI 150+			
1- 7	0- 1		0- 0	OVERALL	0- 0	0- 2	1- 4			
1- 3	0- 1		0- 0	HOME	0- 0	0- 1	1- 1			
0- 4	0- 0		0- 0	AWAY	0- 0	0- 1	0- 3			
0- 0	0- 0		0- 0	NEUTRAL	0- 0	0- 0	0- 0			
1- 7	0- 1		0- 0	NON-CONFERENCE	0- 0	0- 2	1- 4			
1- 3	0- 1		0- 0	HOME	0- 0	0- 1	1- 1			
0- 4	0- 0		0- 0	AWAY	0- 0	0- 1	0- 3			
0- 0	0- 0		0- 0	NEUTRAL	0- 0	0- 0	0- 0			
0- 0	0- 0		0- 0	CONFERENCE	0- 0	0- 0	0- 0			
0- 0	0- 0		0- 0	HOME	0- 0	0- 0	0- 0			
0- 0	0- 0		0- 0	AWAY	0- 0	0- 0	0- 0			
0- 0	0- 0		0- 0	NEUTRAL	0- 0	0- 0	0- 0			

RPI 1-25				RPI 26-50				RPI 51-100				RPI 101+				Team's RPI: 266	
RPI	S	Opponent	Score	RPI	S	Opponent	Score	RPI	S	Opponent	Score	RPI	S	Opponent	Score		
10	H	Green Bay	43 68									105	A	Western Ill.	77 91		
												131	H	Northern Ill.	51 81		
												160	A	Western Mich.	64 83		
												177	H	Detroit	70 60		
												188	H	Saint Louis	58 68		
												230	A	Kent St.	52 77		
												250	A	Butler	56 58		
LAST 12 Division I GAMES:																	
				160	A	Western Mich.	64 83					188	H	Saint Louis	58 68		
				105	A	Western Ill.	77 91					177	H	Detroit	70 60		
				131	H	Northern Ill.	51 81					250	A	Butler	56 58		
				10	H	Green Bay	43 68					230	A	Kent St.	52 77		

Non-Div I Games:	Eureka	103	59
------------------	--------	-----	----

Bradley

■ Loss, ■ Non-Conf, S Site, H Home A Away N Neutral

Average RPI Win:	216	WON-LOST	WINNING	LAST 10	STRENGTH OF	OPP. STRENGTH	TEAM	ADJ.	CONF.	ADJ CONF.
Average RPI Loss:	213	RECORD	PCT. RANK	GAMES	SCHEDULE	OF SCHEDULE	RPI	RPI	RPI	RPI
DIV. I ONLY	6- 3	99	6- 3	322	161	203	203	13	13	
DIV. I NON-CONF.	6- 3	98	6- 3	322	164	204	204	13	13	
TOTALS	RPI 1-25	RPI 26-50	W-L RECORDS	RPI 51-100	RPI 101-150	RPI 150+				
6- 3	0- 0	0- 0	OVERALL	0- 0	1- 0	5- 3				
3- 2	0- 0	0- 0	HOME	0- 0	1- 0	2- 2				
3- 1	0- 0	0- 0	AWAY	0- 0	0- 0	3- 1				
0- 0	0- 0	0- 0	NEUTRAL	0- 0	0- 0	0- 0				
6- 3	0- 0	0- 0	NON-CONFERENCE	0- 0	1- 0	5- 3				
3- 2	0- 0	0- 0	HOME	0- 0	1- 0	2- 2				
3- 1	0- 0	0- 0	AWAY	0- 0	0- 0	3- 1				
0- 0	0- 0	0- 0	NEUTRAL	0- 0	0- 0	0- 0				
0- 0	0- 0	0- 0	CONFERENCE	0- 0	0- 0	0- 0				
0- 0	0- 0	0- 0	HOME	0- 0	0- 0	0- 0				
0- 0	0- 0	0- 0	AWAY	0- 0	0- 0	0- 0				
0- 0	0- 0	0- 0	NEUTRAL	0- 0	0- 0	0- 0				

RPI 1-25				RPI 26-50				RPI 51-100				RPI 101+				Team's RPI: 203	
RPI	S	Opponent	Score	RPI	S	Opponent	Score	RPI	S	Opponent	Score	RPI	S	Opponent	Score		
												118	H	Providence	77	70	
												167	H	Manhattan	57	58	
												194	A	Sacred Heart	80	66	
												212	A	Binghamton	83	72	
												225	A	Bryant	67	70	
												235	H	Howard	83	78	
												240	H	Rhode Island	76	65	
												247	H	Colgate	62	67	
												297	A	Vermont	62	50	
LAST 12 Division I GAMES:																	
				240	H	Rhode Island	76	65				297	A	Vermont	62	50	
				212	A	Binghamton	83	72				118	H	Providence	77	70	
				167	H	Manhattan	57	58				235	H	Howard	83	78	
				247	H	Colgate	62	67									
				225	A	Bryant	67	70									
				194	A	Sacred Heart	80	66									

Non-Div I Games:

Brown

Bryant

Through Games Of Dec. 18, 2016

Average RPI Win:	267	WON-LOST	WINNING	LAST 10	STRENGTH OF	OPP. STRENGTH	TEAM	ADJ.	CONF.	ADJ CONF.
Average RPI Loss:	166	RECORD	PCT. RANK	GAMES	SCHEDULE	OF SCHEDULE	RPI	RPI	RPI	RPI
DIV. I ONLY	4- 6	203	4- 6	225	253	225	225	32	32	
DIV. I NON-CONF.	4- 6	203	4- 6	226	252	225	225	32	32	
TOTALS	RPI 1-25	RPI 26-50	W-L RECORDS	RPI 51-100	RPI 101-150	RPI 150+				
4- 6	0- 0	0- 0	OVERALL	0- 1	0- 1	4- 4				
2- 1	0- 0	0- 0	HOME	0- 1	0- 0	2- 0				
1- 4	0- 0	0- 0	AWAY	0- 0	0- 0	1- 4				
1- 1	0- 0	0- 0	NEUTRAL	0- 0	0- 1	1- 0				
4- 6	0- 0	0- 0	NON-CONFERENCE	0- 1	0- 1	4- 4				
2- 1	0- 0	0- 0	HOME	0- 1	0- 0	2- 0				
1- 4	0- 0	0- 0	AWAY	0- 0	0- 0	1- 4				
1- 1	0- 0	0- 0	NEUTRAL	0- 0	0- 1	1- 0				
0- 0	0- 0	0- 0	CONFERENCE	0- 0	0- 0	0- 0				
0- 0	0- 0	0- 0	HOME	0- 0	0- 0	0- 0				
0- 0	0- 0	0- 0	AWAY	0- 0	0- 0	0- 0				
0- 0	0- 0	0- 0	NEUTRAL	0- 0	0- 0	0- 0				

RPI S	Opponent	Score	RPI S	Opponent	Score	RPI S	Opponent	Score	RPI S	Opponent	Score	Team's RPI: 225
						77 H	Maine	52 77	118 N	Providence	51 62	
									165 A	New Hampshire	60 62	
									168 A	Pittsburgh	60 76	
									203 H	Brown	70 67	
									205 A	Rutgers	42 50	
									240 N	Rhode Island	62 56	
									264 A	Massachusetts	62 68	
									297 A	Vermont	63 57	
									327 H	Holy Cross	76 74	
LAST 12 Division I GAMES:												
205 A	Rutgers	42 50	77 H	Maine	52 77							
165 A	New Hampshire	60 62	264 A	Massachusetts	62 68							
203 H	Brown	70 67	168 A	Pittsburgh	60 76							
327 H	Holy Cross	76 74	240 N	Rhode Island	62 56							
297 A	Vermont	63 57	118 N	Providence	51 62							

Non-Div I Games:

Bryant

Loss, Non-Conf, S Site, H Home A Away N Neutral

Bucknell

Through Games Of Dec. 18, 2016

Average RPI Win:	189	WON-LOST	WINNING	LAST 10	STRENGTH OF	OPP. STRENGTH	TEAM	ADJ.	CONF.	ADJ CONF.
Average RPI Loss:	92	RECORD	PCT. RANK	GAMES	SCHEDULE	OF SCHEDULE	RPI	RPI	RPI	RPI
DIV. I ONLY	7- 3	83	7- 3	163	94	68	68	23	23	
DIV. I NON-CONF.	7- 3	83	7- 3	164	95	69	69	23	23	
TOTALS	RPI 1-25	RPI 26-50	W-L RECORDS	RPI 51-100	RPI 101-150	RPI 150+				
7- 3	1- 0	0- 2	OVERALL	0- 0	0- 0	6- 1				
3- 0	1- 0	0- 0	HOME	0- 0	0- 0	2- 0				
4- 3	0- 0	0- 0	AWAY	0- 0	0- 0	4- 0				
0- 0	0- 0	0- 0	NEUTRAL	0- 0	0- 0	0- 0				
7- 3	1- 0	0- 2	NON-CONFERENCE	0- 0	0- 0	6- 1				
3- 0	1- 0	0- 0	HOME	0- 0	0- 0	2- 0				
4- 3	0- 0	0- 2	AWAY	0- 0	0- 0	4- 1				
0- 0	0- 0	0- 0	NEUTRAL	0- 0	0- 0	0- 0				
0- 0	0- 0	0- 0	CONFERENCE	0- 0	0- 0	0- 0				
0- 0	0- 0	0- 0	HOME	0- 0	0- 0	0- 0				
0- 0	0- 0	0- 0	AWAY	0- 0	0- 0	0- 0				
0- 0	0- 0	0- 0	NEUTRAL	0- 0	0- 0	0- 0				

RPI 1-25				RPI 26-50				RPI 51-100				Team's RPI: 68		RPI 101+			
RPI	S	Opponent	Score	RPI	S	Opponent	Score	RPI	S	Opponent	Score			RPI	S	Opponent	Score
20	H	Drexel	78 66	35	A	North Carolina	50 65							166	H	Cleveland St.	77 66
				36	A	Elon	58 64							181	A	Saint Joseph's	64 61
														191	A	Akron	61 47
														205	A	Rutgers	53 57
														212	A	Binghamton	67 57
														215	A	St. Bonaventure	57 35
														335	H	NJIT	67 36
LAST 12 Division I GAMES:																	
				166	H	Cleveland St.	77 66	215	A	St. Bonaventure	57 35						
				335	H	NJIT	67 36	205	A	Rutgers	53 57						
				181	A	Saint Joseph's	64 61	191	A	Akron	61 47						
				212	A	Binghamton	67 57	20	H	Drexel	78 66						
								36	A	Elon	58 64						
								35	A	North Carolina	50 65						

Non-Div I Games:

Bucknell

■ Loss,
 ■ Non-Conf, S Site,
 ■ Home
 ■ Away
 N Neutral

Buffalo

Through Games Of Dec. 18, 2016

Average RPI Win:	153	WON-LOST	WINNING	LAST 10	STRENGTH OF	OPP. STRENGTH	TEAM	ADJ.	CONF.	ADJ CONF.
Average RPI Loss:	0	RECORD	PCT. RANK	GAMES	SCHEDULE	OF SCHEDULE	RPI	RPI	RPI	RPI
DIV. I ONLY	8- 0	1	8- 0	129	69	16	16	10	10	
DIV. I NON-CONF.	8- 0	1	8- 0	129	69	16	16	10	10	
TOTALS	RPI 1-25	RPI 26-50	W-L RECORDS	RPI 51-100	RPI 101-150	RPI 150+				
8- 0	0- 0	0- 0	OVERALL	4- 0	0- 0	4- 0				
6- 0	0- 0	0- 0	HOME	3- 0	0- 0	3- 0				
2- 0	0- 0	0- 0	AWAY	1- 0	0- 0	1- 0				
0- 0	0- 0	0- 0	NEUTRAL	0- 0	0- 0	0- 0				
8- 0	0- 0	0- 0	NON-CONFERENCE	4- 0	0- 0	4- 0				
6- 0	0- 0	0- 0	HOME	3- 0	0- 0	3- 0				
2- 0	0- 0	0- 0	AWAY	1- 0	0- 0	1- 0				
0- 0	0- 0	0- 0	NEUTRAL	0- 0	0- 0	0- 0				
0- 0	0- 0	0- 0	CONFERENCE	0- 0	0- 0	0- 0				
0- 0	0- 0	0- 0	HOME	0- 0	0- 0	0- 0				
0- 0	0- 0	0- 0	AWAY	0- 0	0- 0	0- 0				
0- 0	0- 0	0- 0	NEUTRAL	0- 0	0- 0	0- 0				

RPI 1-25				Team's RPI: 16		RPI 26-50				RPI 51-100				RPI 101+			
RPI	S	Opponent	Score	RPI	S	Opponent	Score	RPI	S	Opponent	Score	RPI	S	Opponent	Score		
								67	A	Duquesne	71 69	167	H	Manhattan	73 39		
								76	H	Niagara	73 63	194	H	Sacred Heart	76 55		
								86	H	UCF	66 65	264	H	Massachusetts	61 47		
								97	H	Hofstra	74 50	273	A	Canisius	65 52		
LAST 12 Division I GAMES:																	
				273	A	Canisius	65 52					194	H	Sacred Heart	76 55		
				97	H	Hofstra	74 50					67	A	Duquesne	71 69		
				86	H	UCF	66 65					167	H	Manhattan	73 39		
												76	H	Niagara	73 63		
												264	H	Massachusetts	61 47		

Non-Div I Games:

Buffalo

■ Loss,
 ■ Non-Conf, S Site,
 ■ Home
 ■ Away
 N Neutral

Average RPI Win:	258	WON-LOST	WINNING	LAST 10	STRENGTH OF	OPP. STRENGTH	TEAM	ADJ.	CONF.	ADJ CONF.
Average RPI Loss:	148	RECORD	PCT. RANK	GAMES	SCHEDULE	OF SCHEDULE	RPI	RPI	RPI	RPI
DIV. I ONLY	3- 7	246	3- 7	96	302	250	250	6	6	
DIV. I NON-CONF.	3- 7	246	3- 7	97	302	250	250	6	6	
TOTALS	RPI 1-25	RPI 26-50	W-L RECORDS	RPI 51-100	RPI 101-150	RPI 150+				
3- 7	0- 1	0- 0	OVERALL	0- 2	0- 1	3- 3				
3- 4	0- 1	0- 0	HOME	0- 1	0- 0	3- 2				
0- 3	0- 0	0- 0	AWAY	0- 1	0- 1	0- 1				
0- 0	0- 0	0- 0	NEUTRAL	0- 0	0- 0	0- 0				
3- 7	0- 1	0- 0	NON-CONFERENCE	0- 2	0- 1	3- 3				
3- 4	0- 1	0- 0	HOME	0- 1	0- 0	3- 2				
0- 3	0- 0	0- 0	AWAY	0- 1	0- 1	0- 1				
0- 0	0- 0	0- 0	NEUTRAL	0- 0	0- 0	0- 0				
0- 0	0- 0	0- 0	CONFERENCE	0- 0	0- 0	0- 0				
0- 0	0- 0	0- 0	HOME	0- 0	0- 0	0- 0				
0- 0	0- 0	0- 0	AWAY	0- 0	0- 0	0- 0				
0- 0	0- 0	0- 0	NEUTRAL	0- 0	0- 0	0- 0				

RPI 1-25				RPI 26-50				RPI 51-100				RPI 101+ Team's RPI: 250			
RPI	S	Opponent	Score	RPI	S	Opponent	Score	RPI	S	Opponent	Score	RPI	S	Opponent	Score
21	H	South Fla.	59 74					62	A	Arkansas	50 68	145	A	TCU	47 73
								86	H	UCF	59 66	171	H	Indiana St.	66 48
												187	A	Wisconsin	55 60
												265	H	Ball St.	50 74
												266	H	Bradley	58 56
												272	H	ETSU	59 68
												338	H	Fort Wayne	70 64
LAST 12 Division I GAMES:															
62	A	Arkansas	50 68	171	H	Indiana St.	66 48								
265	H	Ball St.	50 74	338	H	Fort Wayne	70 64								
21	H	South Fla.	59 74	266	H	Bradley	58 56								
145	A	TCU	47 73	272	H	ETSU	59 68								
86	H	UCF	59 66												
187	A	Wisconsin	55 60												

Non-Div I Games:

Butler

CSU Bakersfield

Through Games Of Dec. 18, 2016

Average RPI Win:	277	WON-LOST	WINNING	LAST 10	STRENGTH OF	OPP. STRENGTH	TEAM	ADJ.	CONF.	ADJ CONF.
Average RPI Loss:	94	RECORD	PCT. RANK	GAMES	SCHEDULE	OF SCHEDULE	RPI	RPI	RPI	RPI
DIV. I ONLY	2- 7	274	1- 7	159	72	251	251	28	28	
DIV. I NON-CONF.	2- 7	274	2- 7	160	72	251	251	28	28	
TOTALS	RPI 1-25	RPI 26-50	W-L RECORDS	RPI 51-100	RPI 101-150	RPI 150+				
2- 7	0- 1	0- 1	OVERALL	0- 3	0- 0	2- 2				
1- 4	0- 0	0- 0	HOME	0- 3	0- 0	1- 1				
1- 3	0- 1	0- 1	AWAY	0- 0	0- 0	1- 1				
0- 0	0- 0	0- 0	NEUTRAL	0- 0	0- 0	0- 0				
2- 7	0- 1	0- 1	NON-CONFERENCE	0- 3	0- 0	2- 2				
1- 4	0- 0	0- 0	HOME	0- 3	0- 0	1- 1				
1- 3	0- 1	0- 1	AWAY	0- 0	0- 0	1- 1				
0- 0	0- 0	0- 0	NEUTRAL	0- 0	0- 0	0- 0				
0- 0	0- 0	0- 0	CONFERENCE	0- 0	0- 0	0- 0				
0- 0	0- 0	0- 0	HOME	0- 0	0- 0	0- 0				
0- 0	0- 0	0- 0	AWAY	0- 0	0- 0	0- 0				
0- 0	0- 0	0- 0	NEUTRAL	0- 0	0- 0	0- 0				

RPI 1-25				RPI 26-50				RPI 51-100				RPI 101+ Team's RPI: 251			
RPI	S	Opponent	Score	RPI	S	Opponent	Score	RPI	S	Opponent	Score	RPI	S	Opponent	Score
25	A	California	63 86	46	A	Oregon	62 77	53	H	South Dakota	60 75	159	H	Southern Utah	59 65
								54	H	Stanford	56 77	237	A	Pacific	61 91
								83	H	UC Riverside	66 71	245	H	Hawaii	58 51
												309	A	UC Irvine	86 66
LAST 12 Division I GAMES:															
54	H	Stanford	56 77	309	A	UC Irvine	86 66								
53	H	South Dakota	60 75	83	H	UC Riverside	66 71								
25	A	California	63 86	237	A	Pacific	61 91								
46	A	Oregon	62 77												
159	H	Southern Utah	59 65												
245	H	Hawaii	58 51												

Non-Div I Games: Stanislaus St. 78 51 Fresno Pacific 84 61

CSU Bakersfield

Loss, Non-Conf, S Site, H Home A Away N Neutral

Average RPI Win:	215	WON-LOST	WINNING	LAST 10	STRENGTH OF	OPP. STRENGTH	TEAM	ADJ.	CONF.	ADJ CONF.
Average RPI Loss:	72	RECORD	PCT. RANK	GAMES	SCHEDULE	OF SCHEDULE	RPI	RPI	RPI	RPI
DIV. I ONLY	5- 5	156	5- 5	41	245	106	106	22	22	
DIV. I NON-CONF.	5- 5	159	5- 5	41	244	107	107	22	22	
TOTALS	RPI 1-25	RPI 26-50	W-L RECORDS	RPI 51-100	RPI 101-150	RPI 150+				
5- 5	0- 1	0- 1	OVERALL	0- 1	1- 2	4- 0				
2- 3	0- 0	0- 1	HOME	0- 0	0- 2	2- 0				
3- 2	0- 1	0- 0	AWAY	0- 1	1- 0	2- 0				
0- 0	0- 0	0- 0	NEUTRAL	0- 0	0- 0	0- 0				
5- 5	0- 1	0- 1	NON-CONFERENCE	0- 1	1- 2	4- 0				
2- 3	0- 0	0- 1	HOME	0- 0	0- 2	2- 0				
3- 2	0- 1	0- 0	AWAY	0- 1	1- 0	2- 0				
0- 0	0- 0	0- 0	NEUTRAL	0- 0	0- 0	0- 0				
0- 0	0- 0	0- 0	CONFERENCE	0- 0	0- 0	0- 0				
0- 0	0- 0	0- 0	HOME	0- 0	0- 0	0- 0				
0- 0	0- 0	0- 0	AWAY	0- 0	0- 0	0- 0				
0- 0	0- 0	0- 0	NEUTRAL	0- 0	0- 0	0- 0				

RPI 1-25				RPI 26-50				RPI 51-100				RPI 101+				Team's RPI: 106	
RPI	S	Opponent	Score	RPI	S	Opponent	Score	RPI	S	Opponent	Score	RPI	S	Opponent	Score		
14	A	Washington	44 101	30	H	Michigan St.	59 63	54	A	Stanford	54 88	126	H	Eastern Wash.	57 71		
												138	H	San Diego	67 76		
												149	A	Fresno St.	61 57		
												154	A	Weber St.	89 78		
												177	H	Detroit	76 67		
												259	H	Portland St.	99 72		
												334	A	Northern Ariz.	83 79		
LAST 12 Division I GAMES:																	
				54	A	Stanford	54 88	154	A	Weber St.	89 78						
				149	A	Fresno St.	61 57	14	A	Washington	44 101						
				138	H	San Diego	67 76	126	H	Eastern Wash.	57 71						
				259	H	Portland St.	99 72	334	A	Northern Ariz.	83 79						
								30	H	Michigan St.	59 63						
								177	H	Detroit	76 67						

Non-Div I Games:

CSUN

■ Loss,
 ■ Non-Conf,
 ■ S Site,
 ■ H Home
 ■ A Away
 N Neutral

Average RPI Win:	325	WON-LOST	WINNING	LAST 10	STRENGTH OF	OPP. STRENGTH	TEAM	ADJ.	CONF.	ADJ CONF.
Average RPI Loss:	114	RECORD	PCT. RANK	GAMES	SCHEDULE	OF SCHEDULE	RPI	RPI	RPI	RPI
DIV. I ONLY	4- 6	203	4- 6	282	204	292	292	22	22	
DIV. I NON-CONF.	4- 6	203	4- 6	283	204	291	291	22	22	
TOTALS	RPI 1-25	RPI 26-50	W-L RECORDS	RPI 51-100	RPI 101-150	RPI 150+				
4- 6	0- 1	0- 0	OVERALL	0- 2	0- 1	4- 2				
4- 2	0- 0	0- 0	HOME	0- 1	0- 0	4- 1				
0- 4	0- 1	0- 0	AWAY	0- 1	0- 1	0- 1				
0- 0	0- 0	0- 0	NEUTRAL	0- 0	0- 0	0- 0				
4- 6	0- 1	0- 0	NON-CONFERENCE	0- 2	0- 1	4- 2				
4- 2	0- 0	0- 0	HOME	0- 1	0- 0	4- 1				
0- 4	0- 1	0- 0	AWAY	0- 1	0- 1	0- 1				
0- 0	0- 0	0- 0	NEUTRAL	0- 0	0- 0	0- 0				
0- 0	0- 0	0- 0	CONFERENCE	0- 0	0- 0	0- 0				
0- 0	0- 0	0- 0	HOME	0- 0	0- 0	0- 0				
0- 0	0- 0	0- 0	AWAY	0- 0	0- 0	0- 0				
0- 0	0- 0	0- 0	NEUTRAL	0- 0	0- 0	0- 0				

RPI	S	Opponent	Score	RPI	S	Opponent	Score	RPI	S	Opponent	Score	RPI	S	Opponent	Score	Team's RPI: 292
24	A	UCLA	64 80					54	A	Stanford	55 83	139	A	Grand Canyon	59 64	
								78	H	St. Mary's (CA)	71 79	153	H	San Francisco	67 73	
												233	A	Sacramento St.	96 97	
												308	H	Utah Valley	77 65	
												322	H	North Dakota St.	73 46	
												334	H	Northern Ariz.	58 53	
												336	H	Pepperdine	62 52	
LAST 12 Division I GAMES:																
153	H	San Francisco	67 73	336	H	Pepperdine	62 52									
139	A	Grand Canyon	59 64	78	H	St. Mary's (CA)	71 79									
233	A	Sacramento St.	96 97	308	H	Utah Valley	77 65									
54	A	Stanford	55 83	322	H	North Dakota St.	73 46									
				24	A	UCLA	64 80									
				334	H	Northern Ariz.	58 53									

Non-Div I Games:

Cal Poly

■ Loss,
 ■ Non-Conf, S Site,
 ■ Home
 ■ Away
 N Neutral

Average RPI Win: 345		WON-LOST	WINNING	LAST 10	STRENGTH OF	OPP. STRENGTH	TEAM	ADJ.	CONF.	ADJ CONF.
Average RPI Loss: 215		RECORD	PCT. RANK	GAMES	SCHEDULE	OF SCHEDULE	RPI	RPI	RPI	RPI
DIV. I ONLY		1- 8	317	1- 8	336	318	349	349	22	22
DIV. I NON-CONF.		1- 8	317	1- 8	336	318	349	349	22	22
TOTALS	RPI 1-25	RPI 26-50		W-L RECORDS		RPI 51-100	RPI 101-150	RPI 150+		
1- 8	0- 0	0- 0		OVERALL		0- 0	0- 3	1- 5		
1- 3	0- 0	0- 0		HOME		0- 0	0- 1	1- 2		
0- 5	0- 0	0- 0		AWAY		0- 0	0- 2	0- 3		
0- 0	0- 0	0- 0		NEUTRAL		0- 0	0- 0	0- 0		
1- 8	0- 0	0- 0		NON-CONFERENCE		0- 0	0- 3	1- 5		
1- 3	0- 0	0- 0		HOME		0- 0	0- 1	1- 2		
0- 5	0- 0	0- 0		AWAY		0- 0	0- 2	0- 3		
0- 0	0- 0	0- 0		NEUTRAL		0- 0	0- 0	0- 0		
0- 0	0- 0	0- 0		CONFERENCE		0- 0	0- 0	0- 0		
0- 0	0- 0	0- 0		HOME		0- 0	0- 0	0- 0		
0- 0	0- 0	0- 0		AWAY		0- 0	0- 0	0- 0		
0- 0	0- 0	0- 0		NEUTRAL		0- 0	0- 0	0- 0		

RPI 1-25				RPI 26-50				RPI 51-100				RPI 101+				Team's RPI: 349	
RPI	S	Opponent	Score	RPI	S	Opponent	Score	RPI	S	Opponent	Score	RPI	S	Opponent	Score		
												111	H	Idaho	86	88	
												126	A	Eastern Wash.	67	84	
												138	A	San Diego	50	103	
												185	A	Wyoming	26	61	
												227	H	Loyola Marymount	62	77	
												259	A	Portland St.	73	81	
												336	H	Pepperdine	58	69	
												340	A	Denver	58	77	
												345	H	Montana	72	56	
LAST 12 Division I GAMES:																	
				336	H	Pepperdine	58	69	345	H	Montana	72	56				
				259	A	Portland St.	73	81	340	A	Denver	58	77				
				126	A	Eastern Wash.	67	84	185	A	Wyoming	26	61				
				227	H	Loyola Marymount	62	77	111	H	Idaho	86	88				
									138	A	San Diego	50	103				

Non-Div I Games: Whittier

97 49

Cal St. Fullerton

■ Loss, ■ Non-Conf, S Site, H Home A Away N Neutral

California

Through Games Of Dec. 18, 2016

Average RPI Win:	157	WON-LOST	WINNING	LAST 10	STRENGTH OF	OPP. STRENGTH	TEAM	ADJ.	CONF.	ADJ CONF.
Average RPI Loss:	0	RECORD	PCT. RANK	GAMES	SCHEDULE	OF SCHEDULE	RPI	RPI	RPI	RPI
DIV. I ONLY	9- 0	1	9- 0	180	40	25	25	2	2	
DIV. I NON-CONF.	9- 0	1	9- 0	180	40	25	25	2	2	
TOTALS	RPI 1-25	RPI 26-50	W-L RECORDS	RPI 51-100	RPI 101-150	RPI 150+				
9- 0	0- 0	0- 0	OVERALL	3- 0	1- 0	5- 0				
7- 0	0- 0	0- 0	HOME	2- 0	1- 0	4- 0				
2- 0	0- 0	0- 0	AWAY	1- 0	0- 0	1- 0				
0- 0	0- 0	0- 0	NEUTRAL	0- 0	0- 0	0- 0				
9- 0	0- 0	0- 0	NON-CONFERENCE	3- 0	1- 0	5- 0				
7- 0	0- 0	0- 0	HOME	2- 0	1- 0	4- 0				
2- 0	0- 0	0- 0	AWAY	1- 0	0- 0	1- 0				
0- 0	0- 0	0- 0	NEUTRAL	0- 0	0- 0	0- 0				
0- 0	0- 0	0- 0	CONFERENCE	0- 0	0- 0	0- 0				
0- 0	0- 0	0- 0	HOME	0- 0	0- 0	0- 0				
0- 0	0- 0	0- 0	AWAY	0- 0	0- 0	0- 0				
0- 0	0- 0	0- 0	NEUTRAL	0- 0	0- 0	0- 0				

RPI 1-25				Team's RPI: 25				RPI 26-50				RPI 51-100				RPI 101+			
RPI	S	Opponent	Score	RPI	S	Opponent	Score	RPI	S	Opponent	Score	RPI	S	Opponent	Score	RPI	S	Opponent	Score
								67	H	Duquesne	86 66	112	H	Santa Clara	73 58				
								78	A	St. Mary's (CA)	74 67	153	H	San Francisco	75 52				
								83	H	UC Riverside	71 56	156	A	Nebraska	86 65				
												233	H	Sacramento St.	97 73				
												251	H	CSU Bakersfield	86 63				
												276	H	Lehigh	96 63				
LAST 12 Division I GAMES:																			
				233	H	Sacramento St.	97 73					276	H	Lehigh	96 63				
				156	A	Nebraska	86 65					112	H	Santa Clara	73 58				
				67	H	Duquesne	86 66					78	A	St. Mary's (CA)	74 67				
				153	H	San Francisco	75 52												
				251	H	CSU Bakersfield	86 63												
				83	H	UC Riverside	71 56												

Non-Div I Games:

California

■ Loss,
 ■ Non-Conf, S Site,
 ■ Home
 ■ Away
 N Neutral

Average RPI Win:	299	WON-LOST	WINNING	LAST 10	STRENGTH OF	OPP. STRENGTH	TEAM	ADJ.	CONF.	ADJ CONF.
Average RPI Loss:	177	RECORD	PCT. RANK	GAMES	SCHEDULE	OF SCHEDULE	RPI	RPI	RPI	RPI
DIV. I ONLY	3- 3	156	3- 3	330	300	291	291	25	25	
DIV. I NON-CONF.	3- 3	159	3- 3	330	299	289	289	25	25	
TOTALS	RPI 1-25	RPI 26-50	W-L RECORDS	RPI 51-100	RPI 101-150	RPI 150+				
3- 3	0- 0	0- 0	OVERALL	0- 1	0- 0	3- 2				
1- 2	0- 0	0- 0	HOME	0- 0	0- 0	1- 2				
2- 1	0- 0	0- 0	AWAY	0- 1	0- 0	2- 0				
0- 0	0- 0	0- 0	NEUTRAL	0- 0	0- 0	0- 0				
3- 3	0- 0	0- 0	NON-CONFERENCE	0- 1	0- 0	3- 2				
1- 2	0- 0	0- 0	HOME	0- 0	0- 0	1- 2				
2- 1	0- 0	0- 0	AWAY	0- 1	0- 0	2- 0				
0- 0	0- 0	0- 0	NEUTRAL	0- 0	0- 0	0- 0				
0- 0	0- 0	0- 0	CONFERENCE	0- 0	0- 0	0- 0				
0- 0	0- 0	0- 0	HOME	0- 0	0- 0	0- 0				
0- 0	0- 0	0- 0	AWAY	0- 0	0- 0	0- 0				
0- 0	0- 0	0- 0	NEUTRAL	0- 0	0- 0	0- 0				

RPI 1-25			RPI 26-50			RPI 51-100			RPI 101+			Team's RPI: 291
RPI	S	Opponent	Score	RPI	S	Opponent	Score	RPI	S	Opponent	Score	
						90 A Mercer	60 76			169 H VCU	53 66	
										257 A Western Caro.	50 48	
										272 H ETSU	55 56	
										301 A USC Upstate	56 41	
										339 H N.C. Central	61 30	
LAST 12 Division I GAMES:												
						169 H VCU	53 66			301 A USC Upstate	56 41	
						90 A Mercer	60 76			272 H ETSU	55 56	
										257 A Western Caro.	50 48	
										339 H N.C. Central	61 30	

Non-Div I Games: Saint Augustine's 69 33 St. Andrews 94 39

Campbell

Average RPI Win:	219	WON-LOST	WINNING	LAST 10	STRENGTH OF	OPP. STRENGTH	TEAM	ADJ.	CONF.	ADJ CONF.
Average RPI Loss:	133	RECORD	PCT. RANK	GAMES	SCHEDULE	OF SCHEDULE	RPI	RPI	RPI	RPI
DIV. I ONLY	2- 7	274	2- 7	160	181	273	273	17	17	
DIV. I NON-CONF.	1- 6	300	1- 6	216	121	293	293	17	17	
TOTALS	RPI 1-25	RPI 26-50	W-L RECORDS	RPI 51-100	RPI 101-150	RPI 150+				
2- 7	0- 1	0- 0	OVERALL	0- 2	0- 1	2- 3				
1- 5	0- 1	0- 0	HOME	0- 2	0- 0	1- 2				
1- 2	0- 0	0- 0	AWAY	0- 0	0- 1	1- 1				
0- 0	0- 0	0- 0	NEUTRAL	0- 0	0- 0	0- 0				
1- 6	0- 1	0- 0	NON-CONFERENCE	0- 1	0- 1	1- 3				
0- 4	0- 1	0- 0	HOME	0- 1	0- 0	0- 2				
1- 2	0- 0	0- 0	AWAY	0- 0	0- 1	1- 1				
0- 0	0- 0	0- 0	NEUTRAL	0- 0	0- 0	0- 0				
1- 1	0- 0	0- 0	CONFERENCE	0- 1	0- 0	1- 0				
1- 1	0- 0	0- 0	HOME	0- 1	0- 0	1- 0				
0- 0	0- 0	0- 0	AWAY	0- 0	0- 0	0- 0				
0- 0	0- 0	0- 0	NEUTRAL	0- 0	0- 0	0- 0				

RPI 1-25				RPI 26-50				RPI 51-100				RPI 101+ Team's RPI: 273			
RPI	S	Opponent	Score	RPI	S	Opponent	Score	RPI	S	Opponent	Score	RPI	S	Opponent	Score
16	H	Buffalo	52 65					74	H	Lamar University	51 65	104	A	Ohio St.	56 89
								88	H	Rider	70 71	191	H	Akron	64 73
												215	A	St. Bonaventure	74 57
												222	H	Monmouth	74 54
												224	A	Saint Francis (PA)	74 95
												232	H	Northeastern	59 83
LAST 12 Division I GAMES:															
104	A	Ohio St.	56 89	74	H	Lamar University	51 65	224	A	Saint Francis (PA)	74 95				
16	H	Buffalo	52 65					191	H	Akron	64 73				
222	H	Monmouth	74 54					215	A	St. Bonaventure	74 57				
88	H	Rider	70 71					232	H	Northeastern	59 83				

Non-Div I Games:

Canisius

Central Ark.

Through Games Of Dec. 18, 2016

Average RPI Win:	342	WON-LOST	WINNING	LAST 10	STRENGTH OF	OPP. STRENGTH	TEAM	ADJ.	CONF.	ADJ CONF.
Average RPI Loss:	48	RECORD	PCT. RANK	GAMES	SCHEDULE	OF SCHEDULE	RPI	RPI	RPI	RPI
DIV. I ONLY	2- 2	156	2- 2	326	73	204	204	27	27	
DIV. I NON-CONF.	2- 2	159	2- 2	326	73	205	205	27	27	
TOTALS	RPI 1-25	RPI 26-50	W-L RECORDS	RPI 51-100	RPI 101-150	RPI 150+				
2- 2	0- 0	0- 1	OVERALL	0- 1	0- 0	2- 0				
1- 0	0- 0	0- 0	HOME	0- 0	0- 0	1- 0				
1- 2	0- 0	0- 0	AWAY	0- 1	0- 0	1- 0				
0- 0	0- 0	0- 0	NEUTRAL	0- 0	0- 0	0- 0				
2- 2	0- 0	0- 1	NON-CONFERENCE	0- 1	0- 0	2- 0				
1- 0	0- 0	0- 0	HOME	0- 0	0- 0	1- 0				
1- 2	0- 0	0- 1	AWAY	0- 1	0- 0	1- 0				
0- 0	0- 0	0- 0	NEUTRAL	0- 0	0- 0	0- 0				
0- 0	0- 0	0- 0	CONFERENCE	0- 0	0- 0	0- 0				
0- 0	0- 0	0- 0	HOME	0- 0	0- 0	0- 0				
0- 0	0- 0	0- 0	AWAY	0- 0	0- 0	0- 0				
0- 0	0- 0	0- 0	NEUTRAL	0- 0	0- 0	0- 0				

RPI 1-25			RPI 26-50			RPI 51-100			RPI 101+			Team's RPI: 204
RPI	S	Opponent	Score	RPI	S	Opponent	Score	RPI	S	Opponent	Score	Score
				37	A	Texas A&M	49 74	58	A	Texas Tech	45 79	342 A Alcorn 71 57
												342 H Alcorn 59 45
LAST 12 Division I GAMES:												
				342	H	Alcorn	59 45	58	A	Texas Tech	45 79	
				342	A	Alcorn	71 57					
				37	A	Texas A&M	49 74					

Non-Div I Games: Crowley's Ridge 102 31 Williams Baptist 82 32 Central Baptist 94 47 Hendrix 71 39
Central Ark.

Loss, Non-Conf, S Site, H Home A Away N Neutral

Average RPI Win:	297	WON-LOST	WINNING	LAST 10	STRENGTH OF	OPP. STRENGTH	TEAM	ADJ.	CONF.	ADJ CONF.
Average RPI Loss:	181	RECORD	PCT. RANK	GAMES	SCHEDULE	OF SCHEDULE	RPI	RPI	RPI	RPI
DIV. I ONLY	1- 9	323	1- 9	207	278	325	325	32	32	
DIV. I NON-CONF.	1- 9	323	1- 9	205	276	325	325	32	32	
TOTALS	RPI 1-25	RPI 26-50	W-L RECORDS	RPI 51-100	RPI 101-150	RPI 150+				
1- 9	0- 1	0- 0	OVERALL	0- 1	0- 0	1- 7				
1- 2	0- 0	0- 0	HOME	0- 0	0- 0	1- 2				
0- 6	0- 1	0- 0	AWAY	0- 1	0- 0	0- 4				
0- 1	0- 0	0- 0	NEUTRAL	0- 0	0- 0	0- 1				
1- 9	0- 1	0- 0	NON-CONFERENCE	0- 1	0- 0	1- 7				
1- 2	0- 0	0- 0	HOME	0- 0	0- 0	1- 2				
0- 6	0- 1	0- 0	AWAY	0- 1	0- 0	0- 4				
0- 1	0- 0	0- 0	NEUTRAL	0- 0	0- 0	0- 1				
0- 0	0- 0	0- 0	CONFERENCE	0- 0	0- 0	0- 0				
0- 0	0- 0	0- 0	HOME	0- 0	0- 0	0- 0				
0- 0	0- 0	0- 0	AWAY	0- 0	0- 0	0- 0				
0- 0	0- 0	0- 0	NEUTRAL	0- 0	0- 0	0- 0				

RPI 1-25				RPI 26-50				RPI 51-100				RPI 101+ Team's RPI: 325			
RPI	S	Opponent	Score	RPI	S	Opponent	Score	RPI	S	Opponent	Score	RPI	S	Opponent	Score
18	A	Virginia Tech	47 81					95	A	Syracuse	63 95	162	A	Seton Hall	70 78
												172	A	Boston College	46 66
												182	H	Hartford	58 68
												219	H	Stony Brook	59 64
												253	N	San Diego St.	62 80
												262	A	Dartmouth	51 61
												264	A	Massachusetts	37 76
												297	H	Vermont	78 76
LAST 12 Division I GAMES:															
172	A	Boston College	46 66	95	A	Syracuse	63 95	253	N	San Diego St.	62 80				
219	H	Stony Brook	59 64	162	A	Seton Hall	70 78	264	A	Massachusetts	37 76				
18	A	Virginia Tech	47 81	297	H	Vermont	78 76	182	H	Hartford	58 68				
262	A	Dartmouth	51 61												

Non-Div I Games:

Central Conn. St.

Average RPI Win:	265	WON-LOST	WINNING	LAST 10	STRENGTH OF	OPP. STRENGTH	TEAM	ADJ.	CONF.	ADJ CONF.
Average RPI Loss:	60	RECORD	PCT. RANK	GAMES	SCHEDULE	OF SCHEDULE	RPI	RPI	RPI	RPI
DIV. I ONLY	7- 3	83	7- 3	332	30	193	193	10	10	
DIV. I NON-CONF.	7- 3	83	7- 3	332	29	194	194	10	10	
TOTALS	RPI 1-25	RPI 26-50	W-L RECORDS	RPI 51-100	RPI 101-150	RPI 150+				
7- 3	0- 1	0- 1	OVERALL	0- 0	0- 1	7- 0				
5- 1	0- 0	0- 1	HOME	0- 0	0- 0	5- 0				
0- 2	0- 1	0- 0	AWAY	0- 0	0- 1	0- 0				
2- 0	0- 0	0- 0	NEUTRAL	0- 0	0- 0	2- 0				
7- 3	0- 1	0- 1	NON-CONFERENCE	0- 0	0- 1	7- 0				
5- 1	0- 0	0- 1	HOME	0- 0	0- 0	5- 0				
0- 2	0- 1	0- 0	AWAY	0- 0	0- 1	0- 0				
2- 0	0- 0	0- 0	NEUTRAL	0- 0	0- 0	2- 0				
0- 0	0- 0	0- 0	CONFERENCE	0- 0	0- 0	0- 0				
0- 0	0- 0	0- 0	HOME	0- 0	0- 0	0- 0				
0- 0	0- 0	0- 0	AWAY	0- 0	0- 0	0- 0				
0- 0	0- 0	0- 0	NEUTRAL	0- 0	0- 0	0- 0				

RPI 1-25				RPI 26-50				RPI 51-100				RPI 101+ Team's RPI: 193			
RPI	S	Opponent	Score	RPI	S	Opponent	Score	RPI	S	Opponent	Score	RPI	S	Opponent	Score
2	A	Notre Dame	47 107	36	H	Elon	57 71					141	A	Purdue	51 62
												181	H	Saint Joseph's	73 71
												214	H	Oakland	70 67
												238	H	Loyola Chicago	95 57
												283	H	Furman	81 71
												307	H	Ill.-Chicago	77 55
												308	N	Utah Valley	71 62
												322	N	North Dakota St.	77 55
LAST 12 Division I GAMES:															
181	H	Saint Joseph's	73 71	308	N	Utah Valley	71 62								
141	A	Purdue	51 62	214	H	Oakland	70 67								
307	H	Ill.-Chicago	77 55	36	H	Elon	57 71								
238	H	Loyola Chicago	95 57	283	H	Furman	81 71								
322	N	North Dakota St.	77 55	2	A	Notre Dame	47 107								

Non-Div I Games:

Central Mich.

Average RPI Win:	276	WON-LOST	WINNING	LAST 10	STRENGTH OF	OPP. STRENGTH	TEAM	ADJ.	CONF.	ADJ CONF.
Average RPI Loss:	46	RECORD	PCT. RANK	GAMES	SCHEDULE	OF SCHEDULE	RPI	RPI	RPI	RPI
DIV. I ONLY	3- 2	128	3- 2	234	142	127	127	25	25	
DIV. I NON-CONF.	3- 2	129	3- 2	235	146	128	128	25	25	
TOTALS	RPI 1-25	RPI 26-50	W-L RECORDS	RPI 51-100	RPI 101-150	RPI 150+				
3- 2	0- 0	0- 1	OVERALL	0- 1	0- 0	3- 0				
2- 0	0- 0	0- 0	HOME	0- 0	0- 0	2- 0				
1- 2	0- 0	0- 1	AWAY	0- 1	0- 0	1- 0				
0- 0	0- 0	0- 0	NEUTRAL	0- 0	0- 0	0- 0				
3- 2	0- 0	0- 1	NON-CONFERENCE	0- 1	0- 0	3- 0				
2- 0	0- 0	0- 0	HOME	0- 0	0- 0	2- 0				
1- 2	0- 0	0- 1	AWAY	0- 1	0- 0	1- 0				
0- 0	0- 0	0- 0	NEUTRAL	0- 0	0- 0	0- 0				
0- 0	0- 0	0- 0	CONFERENCE	0- 0	0- 0	0- 0				
0- 0	0- 0	0- 0	HOME	0- 0	0- 0	0- 0				
0- 0	0- 0	0- 0	AWAY	0- 0	0- 0	0- 0				
0- 0	0- 0	0- 0	NEUTRAL	0- 0	0- 0	0- 0				

RPI S	Opponent	Score	RPI S	Opponent	Score	RPI S	Opponent	Score	RPI S	Opponent	Score	Team's RPI: 127
35	A North Carolina	77 93	56	A West Virginia	38 88	217	H Ga. Southern	55 54	294	A Lipscomb	67 52	
						317	H South Carolina St.	67 62				
LAST 12 Division I GAMES:												
317	H South Carolina St.	67 62	217	H Ga. Southern	55 54							
294	A Lipscomb	67 52										
35	A North Carolina	77 93										
56	A West Virginia	38 88										

Non-Div I Games: Southern Wesleyan 80 57 Montreat 79 50 Paine 75 67

Charleston So.

Average RPI Win: 163		WON-LOST	WINNING	LAST 10	STRENGTH OF	OPP. STRENGTH	TEAM	ADJ.	CONF.	ADJ CONF.
Average RPI Loss: 15		RECORD	PCT. RANK	GAMES	SCHEDULE	OF SCHEDULE	RPI	RPI	RPI	RPI
DIV. I ONLY		7- 3	83	7- 3	62	35	43	43	12	12
DIV. I NON-CONF.		7- 3	83	7- 3	62	34	43	43	12	12
TOTALS	RPI 1-25	RPI 26-50		W-L RECORDS		RPI 51-100	RPI 101-150	RPI 150+		
7- 3	0- 3	0- 0		OVERALL		2- 0	0- 0	5- 0		
4- 0	0- 0	0- 0		HOME		1- 0	0- 0	3- 0		
3- 1	0- 1	0- 0		AWAY		1- 0	0- 0	2- 0		
0- 2	0- 2	0- 0		NEUTRAL		0- 0	0- 0	0- 0		
7- 3	0- 3	0- 0		NON-CONFERENCE		2- 0	0- 0	5- 0		
4- 0	0- 0	0- 0		HOME		1- 0	0- 0	3- 0		
3- 1	0- 1	0- 0		AWAY		1- 0	0- 0	2- 0		
0- 2	0- 2	0- 0		NEUTRAL		0- 0	0- 0	0- 0		
0- 0	0- 0	0- 0		CONFERENCE		0- 0	0- 0	0- 0		
0- 0	0- 0	0- 0		HOME		0- 0	0- 0	0- 0		
0- 0	0- 0	0- 0		AWAY		0- 0	0- 0	0- 0		
0- 0	0- 0	0- 0		NEUTRAL		0- 0	0- 0	0- 0		

RPI 1-25				RPI 26-50		Team's RPI: 43		RPI 51-100				RPI 101+			
RPI	S	Opponent	Score	RPI	S	Opponent	Score	RPI	S	Opponent	Score	RPI	S	Opponent	Score
9	N	Utah	68 81					67	A	Duquesne	77 63	168	A	Pittsburgh	70 63
12	A	Miami (FL)	46 80					80	H	East Carolina	79 64	187	H	Wisconsin	63 48
23	N	Boise St.	65 68									189	A	Col. of Charleston	62 49
												221	H	Longwood	66 41
												226	H	Presbyterian	71 63
LAST 12 Division I GAMES:															
221	H	Longwood	66 41	168	A	Pittsburgh	70 63								
67	A	Duquesne	77 63	80	H	East Carolina	79 64								
189	A	Col. of Charleston	62 49	23	N	Boise St.	65 68								
187	H	Wisconsin	63 48	9	N	Utah	68 81								
				226	H	Presbyterian	71 63								
				12	A	Miami (FL)	46 80								

Non-Div I Games:

Charlotte

Loss, Non-Conf, S Site, H Home A Away N Neutral

Chattanooga

Through Games Of Dec. 18, 2016

Average RPI Win:	229	WON-LOST	WINNING	LAST 10	STRENGTH OF	OPP. STRENGTH	TEAM	ADJ.	CONF.	ADJ CONF.
Average RPI Loss:	42	RECORD	PCT. RANK	GAMES	SCHEDULE	OF SCHEDULE	RPI	RPI	RPI	RPI
DIV. I ONLY	5- 6	181	4- 6	73	38	116	116	20	20	
DIV. I NON-CONF.	5- 6	183	5- 6	73	38	115	115	20	20	
TOTALS	RPI 1-25	RPI 26-50	W-L RECORDS	RPI 51-100	RPI 101-150	RPI 150+				
5- 6	0- 3	0- 1	OVERALL	0- 2	1- 0	4- 0				
1- 3	0- 2	0- 0	HOME	0- 1	1- 0	0- 0				
2- 2	0- 1	0- 1	AWAY	0- 0	0- 0	2- 0				
2- 1	0- 0	0- 0	NEUTRAL	0- 1	0- 0	2- 0				
5- 6	0- 3	0- 1	NON-CONFERENCE	0- 2	1- 0	4- 0				
1- 3	0- 2	0- 0	HOME	0- 1	1- 0	0- 0				
2- 2	0- 1	0- 1	AWAY	0- 0	0- 0	2- 0				
2- 1	0- 0	0- 0	NEUTRAL	0- 1	0- 0	2- 0				
0- 0	0- 0	0- 0	CONFERENCE	0- 0	0- 0	0- 0				
0- 0	0- 0	0- 0	HOME	0- 0	0- 0	0- 0				
0- 0	0- 0	0- 0	AWAY	0- 0	0- 0	0- 0				
0- 0	0- 0	0- 0	NEUTRAL	0- 0	0- 0	0- 0				

RPI 1-25				RPI 26-50				RPI 51-100				RPI 101+ Team's RPI: 116			
RPI	S	Opponent	Score	RPI	S	Opponent	Score	RPI	S	Opponent	Score	RPI	S	Opponent	Score
1	A	UConn	43 80	50	A	Louisville	47 63	77	N	Maine	39 49	143	H	Stetson	66 55
10	H	Green Bay	55 71					91	H	Indiana	76 79	205	A	Rutgers	66 53
22	H	Florida	61 72									244	A	UT Martin	80 60
												256	N	Bowling Green	54 49
												299	N	Lafayette	68 43
LAST 12 Division I GAMES:															
143	H	Stetson	66 55	10	H	Green Bay	55 71								
244	A	UT Martin	80 60	50	A	Louisville	47 63								
1	A	UConn	43 80	256	N	Bowling Green	54 49								
77	N	Maine	39 49	299	N	Lafayette	68 43								
205	A	Rutgers	66 53	91	H	Indiana	76 79								
				22	H	Florida	61 72								

Non-Div I Games:

Chattanooga

■ Loss,
 ■ Non-Conf, S Site,
 ■ Home
 ■ Away
 N Neutral

Chicago St.

Through Games Of Dec. 18, 2016

Average RPI Win:	0	WON-LOST	WINNING	LAST 10	STRENGTH OF	OPP. STRENGTH	TEAM	ADJ.	CONF.	ADJ CONF.
Average RPI Loss:	167	RECORD	PCT. RANK	GAMES	SCHEDULE	OF SCHEDULE	RPI	RPI	RPI	RPI
DIV. I ONLY	0- 11	332	0- 10	118	315	323	323	28	28	
DIV. I NON-CONF.	0- 11	332	0- 11	119	315	322	322	28	28	
TOTALS	RPI 1-25	RPI 26-50	W-L RECORDS	RPI 51-100	RPI 101-150	RPI 150+				
0- 11	0- 1	0- 1	OVERALL	0- 0	0- 3	0- 6				
0- 4	0- 0	0- 0	HOME	0- 0	0- 1	0- 3				
0- 7	0- 1	0- 1	AWAY	0- 0	0- 2	0- 3				
0- 0	0- 0	0- 0	NEUTRAL	0- 0	0- 0	0- 0				
0- 11	0- 1	0- 1	NON-CONFERENCE	0- 0	0- 3	0- 6				
0- 4	0- 0	0- 0	HOME	0- 0	0- 1	0- 3				
0- 7	0- 1	0- 1	AWAY	0- 0	0- 2	0- 3				
0- 0	0- 0	0- 0	NEUTRAL	0- 0	0- 0	0- 0				
0- 0	0- 0	0- 0	CONFERENCE	0- 0	0- 0	0- 0				
0- 0	0- 0	0- 0	HOME	0- 0	0- 0	0- 0				
0- 0	0- 0	0- 0	AWAY	0- 0	0- 0	0- 0				
0- 0	0- 0	0- 0	NEUTRAL	0- 0	0- 0	0- 0				

RPI 1-25				RPI 26-50				RPI 51-100				RPI 101+ Team's RPI: 323			
RPI	S	Opponent	Score	RPI	S	Opponent	Score	RPI	S	Opponent	Score	RPI	S	Opponent	Score
15	A	Kansas St.	33 83	40	A	Northwestern	42 75					105	H	Western Ill.	50 54
												131	A	Northern Ill.	85 94
												137	A	Milwaukee	49 71
												198	A	Morehead St.	55 63
												214	H	Oakland	60 80
												218	H	Wright St.	65 71
												238	A	Loyola Chicago	54 59
												265	A	Ball St.	53 88
												281	H	Valparaiso	51 53
LAST 12 Division I GAMES:															
105	H	Western Ill.	50 54	214	H	Oakland	60 80								
137	A	Milwaukee	49 71	198	A	Morehead St.	55 63								
238	A	Loyola Chicago	54 59	131	A	Northern Ill.	85 94								
40	A	Northwestern	42 75	218	H	Wright St.	65 71								
265	A	Ball St.	53 88	281	H	Valparaiso	51 53								
				15	A	Kansas St.	33 83								

Non-Div I Games:

Chicago St.

■ Loss,
 ■ Non-Conf,
 ■ S Site,
 ■ H Home
 ■ A Away
 N Neutral

Average RPI Win:	280	WON-LOST	WINNING	LAST 10	STRENGTH OF	OPP. STRENGTH	TEAM	ADJ.	CONF.	ADJ CONF.
Average RPI Loss:	97	RECORD	PCT. RANK	GAMES	SCHEDULE	OF SCHEDULE	RPI	RPI	RPI	RPI
DIV. I ONLY	6- 4	128	5- 4	290	177	210	210	5	5	
DIV. I NON-CONF.	6- 4	129	6- 4	292	177	211	211	5	5	
TOTALS	RPI 1-25	RPI 26-50	W-L RECORDS	RPI 51-100	RPI 101-150	RPI 150+				
6- 4	0- 0	0- 1	OVERALL	0- 1	0- 1	6- 1				
3- 3	0- 0	0- 1	HOME	0- 1	0- 0	3- 1				
3- 1	0- 0	0- 0	AWAY	0- 0	0- 1	3- 0				
0- 0	0- 0	0- 0	NEUTRAL	0- 0	0- 0	0- 0				
6- 4	0- 0	0- 1	NON-CONFERENCE	0- 1	0- 1	6- 1				
3- 3	0- 0	0- 1	HOME	0- 1	0- 0	3- 1				
3- 1	0- 0	0- 0	AWAY	0- 0	0- 1	3- 0				
0- 0	0- 0	0- 0	NEUTRAL	0- 0	0- 0	0- 0				
0- 0	0- 0	0- 0	CONFERENCE	0- 0	0- 0	0- 0				
0- 0	0- 0	0- 0	HOME	0- 0	0- 0	0- 0				
0- 0	0- 0	0- 0	AWAY	0- 0	0- 0	0- 0				
0- 0	0- 0	0- 0	NEUTRAL	0- 0	0- 0	0- 0				

RPI S	Opponent	Score	RPI S	Opponent	Score	RPI S	Opponent	Score	RPI S	Opponent	Score	Team's RPI: 210
			32 H Georgia	48 51		82 H Xavier	61 72		104 A Ohio St.	38 80		
									171 H Indiana St.	55 63		
									235 H Howard	66 56		
									256 A Bowling Green	68 58		
									258 A Miami (OH)	49 43		
									300 A Southeast Mo. St.	83 75		
									311 H Ark.-Pine Bluff	72 42		
									318 H Tennessee Tech	60 38		
LAST 12 Division I GAMES:												
			32 H Georgia	48 51		258 A Miami (OH)	49 43					
			82 H Xavier	61 72		171 H Indiana St.	55 63					
			104 A Ohio St.	38 80		256 A Bowling Green	68 58					
			318 H Tennessee Tech	60 38		300 A Southeast Mo. St.	83 75					
			311 H Ark.-Pine Bluff	72 42								
			235 H Howard	66 56								

Non-Div I Games: Clarion 92 54

Cincinnati

Average RPI Win:	227	WON-LOST	WINNING	LAST 10	STRENGTH OF	OPP. STRENGTH	TEAM	ADJ.	CONF.	ADJ CONF.
Average RPI Loss:	25	RECORD	PCT. RANK	GAMES	SCHEDULE	OF SCHEDULE	RPI	RPI	RPI	RPI
DIV. I ONLY	9- 2	33	8- 2	222	150	92	92	3	3	
DIV. I NON-CONF.	9- 2	33	9- 2	222	153	92	92	3	3	
TOTALS	RPI 1-25	RPI 26-50	W-L RECORDS	RPI 51-100	RPI 101-150	RPI 150+				
9- 2	0- 1	0- 1	OVERALL	1- 0	0- 0	8- 0				
6- 1	0- 0	0- 1	HOME	1- 0	0- 0	5- 0				
1- 1	0- 1	0- 0	AWAY	0- 0	0- 0	1- 0				
2- 0	0- 0	0- 0	NEUTRAL	0- 0	0- 0	2- 0				
9- 2	0- 1	0- 1	NON-CONFERENCE	1- 0	0- 0	8- 0				
6- 1	0- 0	0- 1	HOME	1- 0	0- 0	5- 0				
1- 1	0- 1	0- 0	AWAY	0- 0	0- 0	1- 0				
2- 0	0- 0	0- 0	NEUTRAL	0- 0	0- 0	2- 0				
0- 0	0- 0	0- 0	CONFERENCE	0- 0	0- 0	0- 0				
0- 0	0- 0	0- 0	HOME	0- 0	0- 0	0- 0				
0- 0	0- 0	0- 0	AWAY	0- 0	0- 0	0- 0				
0- 0	0- 0	0- 0	NEUTRAL	0- 0	0- 0	0- 0				

RPI 1-25				RPI 26-50				RPI 51-100 Team's RPI: 92				RPI 101+			
RPI	S	Opponent	Score	RPI	S	Opponent	Score	RPI	S	Opponent	Score	RPI	S	Opponent	Score
3	A	South Carolina	61 83	46	H	Oregon	59 87	77	H	Maine	69 61	200	H	Louisiana Tech	78 67
												217	H	Ga. Southern	58 47
												218	N	Wright St.	75 51
												222	A	Monmouth	60 47
												238	N	Loyola Chicago	61 40
												257	H	Western Caro.	78 63
												298	H	Coastal Caro.	64 57
												317	H	South Carolina St.	56 36
LAST 12 Division I GAMES:															
				46	H	Oregon	59 87	317	H	South Carolina St.	56 36				
				77	H	Maine	69 61	3	A	South Carolina	61 83				
				218	N	Wright St.	75 51	217	H	Ga. Southern	58 47				
				238	N	Loyola Chicago	61 40	257	H	Western Caro.	78 63				
				200	H	Louisiana Tech	78 67	298	H	Coastal Caro.	64 57				
				222	A	Monmouth	60 47								

Non-Div I Games:

Clemson

Average RPI Win:	289	WON-LOST	WINNING	LAST 10	STRENGTH OF	OPP. STRENGTH	TEAM	ADJ.	CONF.	ADJ CONF.
Average RPI Loss:	88	RECORD	PCT. RANK	GAMES	SCHEDULE	OF SCHEDULE	RPI	RPI	RPI	RPI
DIV. I ONLY	3- 5	220	3- 5	147	180	166	166	21	21	
DIV. I NON-CONF.	3- 5	218	3- 5	145	179	167	167	21	21	
TOTALS	RPI 1-25	RPI 26-50	W-L RECORDS	RPI 51-100	RPI 101-150	RPI 150+				
3- 5	0- 0	0- 0	OVERALL	0- 3	0- 2	3- 0				
0- 2	0- 0	0- 0	HOME	0- 1	0- 1	0- 0				
2- 3	0- 0	0- 0	AWAY	0- 2	0- 1	2- 0				
1- 0	0- 0	0- 0	NEUTRAL	0- 0	0- 0	1- 0				
3- 5	0- 0	0- 0	NON-CONFERENCE	0- 3	0- 2	3- 0				
0- 2	0- 0	0- 0	HOME	0- 1	0- 1	0- 0				
2- 3	0- 0	0- 0	AWAY	0- 2	0- 1	2- 0				
1- 0	0- 0	0- 0	NEUTRAL	0- 0	0- 0	1- 0				
0- 0	0- 0	0- 0	CONFERENCE	0- 0	0- 0	0- 0				
0- 0	0- 0	0- 0	HOME	0- 0	0- 0	0- 0				
0- 0	0- 0	0- 0	AWAY	0- 0	0- 0	0- 0				
0- 0	0- 0	0- 0	NEUTRAL	0- 0	0- 0	0- 0				

RPI 1-25			RPI 26-50			RPI 51-100			RPI 101+			Team's RPI: 166
RPI	S	Opponent	Score	RPI	S	Opponent	Score	RPI	S	Opponent	Score	
						68 A Bucknell	66 77	104 A Ohio St.		78 96		
						75 A Navy	63 88	117 H Toledo		59 92		
						76 H Niagara	49 67	260 A Evansville		66 62		
								279 N Richmond		69 65		
								329 A Eastern Ill.		66 56		
LAST 12 Division I GAMES:												
						75 A Navy	63 88	68 A Bucknell		66 77		
						76 H Niagara	49 67	329 A Eastern Ill.		66 56		
						117 H Toledo	59 92	279 N Richmond		69 65		
						104 A Ohio St.	78 96					
						260 A Evansville	66 62					

Non-Div I Games: Notre Dame (OH) 51 66 Lake Erie 65 42

Cleveland St.

Loss, Non-Conf, S Site, H Home A Away N Neutral

Average RPI Win:	331	WON-LOST	WINNING	LAST 10	STRENGTH OF	OPP. STRENGTH	TEAM	ADJ.	CONF.	ADJ CONF.
Average RPI Loss:	172	RECORD	PCT. RANK	GAMES	SCHEDULE	OF SCHEDULE	RPI	RPI	RPI	RPI
DIV. I ONLY	3- 4	197	3- 4	333	317	298	298	19	19	
DIV. I NON-CONF.	3- 4	197	3- 4	333	317	297	297	19	19	
TOTALS	RPI 1-25	RPI 26-50	W-L RECORDS	RPI 51-100	RPI 101-150	RPI 150+				
3- 4	0- 0	0- 0	OVERALL	0- 1	0- 0	3- 3				
1- 1	0- 0	0- 0	HOME	0- 0	0- 0	1- 1				
1- 3	0- 0	0- 0	AWAY	0- 1	0- 0	1- 2				
1- 0	0- 0	0- 0	NEUTRAL	0- 0	0- 0	1- 0				
3- 4	0- 0	0- 0	NON-CONFERENCE	0- 1	0- 0	3- 3				
1- 1	0- 0	0- 0	HOME	0- 0	0- 0	1- 1				
1- 3	0- 0	0- 0	AWAY	0- 1	0- 0	1- 2				
1- 0	0- 0	0- 0	NEUTRAL	0- 0	0- 0	1- 0				
0- 0	0- 0	0- 0	CONFERENCE	0- 0	0- 0	0- 0				
0- 0	0- 0	0- 0	HOME	0- 0	0- 0	0- 0				
0- 0	0- 0	0- 0	AWAY	0- 0	0- 0	0- 0				
0- 0	0- 0	0- 0	NEUTRAL	0- 0	0- 0	0- 0				

RPI 1-25				RPI 26-50				RPI 51-100				RPI 101+				Team's RPI: 298	
RPI	S	Opponent	Score	RPI	S	Opponent	Score	RPI	S	Opponent	Score	RPI	S	Opponent	Score		
								92	A	Clemson	57	64	180	A	Wofford	62	67
													190	A	Marshall	66	84
													224	H	Saint Francis (PA)	59	70
													317	N	South Carolina St.	63	54
													338	A	Fort Wayne	72	57
													339	H	N.C. Central	66	50
LAST 12 Division I GAMES:																	
				317	N	South Carolina St.	63	54		224	H	Saint Francis (PA)	59	70			
										180	A	Wofford	62	67			
										338	A	Fort Wayne	72	57			
										190	A	Marshall	66	84			
										339	H	N.C. Central	66	50			
										92	A	Clemson	57	64			

Non-Div I Games: Pfeiffer 91 49 Catawba 58 63

Coastal Caro.

Average RPI Win:	277	WON-LOST	WINNING	LAST 10	STRENGTH OF	OPP. STRENGTH	TEAM	ADJ.	CONF.	ADJ CONF.
Average RPI Loss:	105	RECORD	PCT. RANK	GAMES	SCHEDULE	OF SCHEDULE	RPI	RPI	RPI	RPI
DIV. I ONLY	2- 7	274	2- 7	87	184	189	189	8	8	
DIV. I NON-CONF.	2- 7	274	2- 7	87	183	190	190	8	8	
TOTALS	RPI 1-25	RPI 26-50	W-L RECORDS	RPI 51-100	RPI 101-150	RPI 150+				
2- 7	0- 1	0- 2	OVERALL	0- 1	0- 1	2- 2				
0- 3	0- 1	0- 1	HOME	0- 0	0- 0	0- 1				
2- 4	0- 0	0- 1	AWAY	0- 1	0- 1	2- 1				
0- 0	0- 0	0- 0	NEUTRAL	0- 0	0- 0	0- 0				
2- 7	0- 1	0- 2	NON-CONFERENCE	0- 1	0- 1	2- 2				
0- 3	0- 1	0- 1	HOME	0- 0	0- 0	0- 1				
2- 4	0- 0	0- 1	AWAY	0- 1	0- 1	2- 1				
0- 0	0- 0	0- 0	NEUTRAL	0- 0	0- 0	0- 0				
0- 0	0- 0	0- 0	CONFERENCE	0- 0	0- 0	0- 0				
0- 0	0- 0	0- 0	HOME	0- 0	0- 0	0- 0				
0- 0	0- 0	0- 0	AWAY	0- 0	0- 0	0- 0				
0- 0	0- 0	0- 0	NEUTRAL	0- 0	0- 0	0- 0				

RPI 1-25				RPI 26-50				RPI 51-100				RPI 101+ Team's RPI: 189			
RPI	S	Opponent	Score	RPI	S	Opponent	Score	RPI	S	Opponent	Score	RPI	S	Opponent	Score
18	H	Virginia Tech	61 71	43	H	Charlotte	49 62	84	A	North Carolina St.	47 91	136	A	Western Ky.	76 89
				50	A	Louisville	58 86					175	A	Houston	63 79
												231	H	North Florida	47 60
												241	A	Appalachian St.	65 62
												313	A	Winthrop	95 64
LAST 12 Division I GAMES:															
136	A	Western Ky.	76 89	84	A	North Carolina St.	47 91								
50	A	Louisville	58 86	313	A	Winthrop	95 64								
175	A	Houston	63 79	43	H	Charlotte	49 62								
231	H	North Florida	47 60												
241	A	Appalachian St.	65 62												
18	H	Virginia Tech	61 71												

Non-Div I Games:

Col. of Charleston

■ Loss,
■ Non-Conf, S Site,
■ Home
■ Away
N Neutral

Average RPI Win: 225		WON-LOST	WINNING	LAST 10	STRENGTH OF	OPP. STRENGTH	TEAM	ADJ.	CONF.	ADJ CONF.
Average RPI Loss: 202		RECORD	PCT. RANK	GAMES	SCHEDULE	OF SCHEDULE	RPI	RPI	RPI	RPI
DIV. I ONLY		3- 7	246	3- 7	182	313	247	247	23	23
DIV. I NON-CONF.		3- 7	246	3- 7	182	313	247	247	23	23
TOTALS	RPI 1-25	RPI 26-50		W-L RECORDS		RPI 51-100	RPI 101-150	RPI 150+		
3- 7	0- 0	0- 0		OVERALL		0- 0	0- 3	3- 4		
2- 1	0- 0	0- 0		HOME		0- 0	0- 1	2- 0		
1- 6	0- 0	0- 0		AWAY		0- 0	0- 2	1- 4		
0- 0	0- 0	0- 0		NEUTRAL		0- 0	0- 0	0- 0		
3- 7	0- 0	0- 0		NON-CONFERENCE		0- 0	0- 3	3- 4		
2- 1	0- 0	0- 0		HOME		0- 0	0- 1	2- 0		
1- 6	0- 0	0- 0		AWAY		0- 0	0- 2	1- 4		
0- 0	0- 0	0- 0		NEUTRAL		0- 0	0- 0	0- 0		
0- 0	0- 0	0- 0		CONFERENCE		0- 0	0- 0	0- 0		
0- 0	0- 0	0- 0		HOME		0- 0	0- 0	0- 0		
0- 0	0- 0	0- 0		AWAY		0- 0	0- 0	0- 0		
0- 0	0- 0	0- 0		NEUTRAL		0- 0	0- 0	0- 0		

RPI 1-25				RPI 26-50				RPI 51-100				RPI 101+				Team's RPI: 247	
RPI	S	Opponent	Score	RPI	S	Opponent	Score	RPI	S	Opponent	Score	RPI	S	Opponent	Score		
												118	A	Providence	85	92	
												123	H	Cornell	57	70	
												141	A	Purdue	51	71	
												179	H	Towson	76	71	
												183	A	Columbia	67	75	
												203	A	Brown	67	62	
												215	A	St. Bonaventure	57	70	
												293	H	LIU Brooklyn	76	61	
												295	A	Siena	63	71	
												341	A	UMass Lowell	77	82	
LAST 12 Division I GAMES:																	
				141	A	Purdue	51	71	341	A	UMass Lowell	77	82				
				183	A	Columbia	67	75	293	H	LIU Brooklyn	76	61				
				295	A	Siena	63	71	179	H	Towson	76	71				
				203	A	Brown	67	62	118	A	Providence	85	92				
				123	H	Cornell	57	70									
				215	A	St. Bonaventure	57	70									

Non-Div I Games:

Colgate

■ Loss, ■ Non-Conf, S Site, H Home A Away N Neutral

Colorado

Through Games Of Dec. 18, 2016

Average RPI Win:	176	WON-LOST	WINNING	LAST 10	STRENGTH OF	OPP. STRENGTH	TEAM	ADJ.	CONF.	ADJ CONF.
Average RPI Loss:	0	RECORD	PCT. RANK	GAMES	SCHEDULE	OF SCHEDULE	RPI	RPI	RPI	RPI
DIV. I ONLY	10- 0	1	10- 0	280	12	51	51	2	2	
DIV. I NON-CONF.	10- 0	1	10- 0	280	12	51	51	2	2	
TOTALS	RPI 1-25	RPI 26-50	W-L RECORDS	RPI 51-100	RPI 101-150	RPI 150+				
10- 0	1- 0	0- 0	OVERALL	1- 0	2- 0	6- 0				
7- 0	1- 0	0- 0	HOME	1- 0	1- 0	4- 0				
3- 0	0- 0	0- 0	AWAY	0- 0	1- 0	2- 0				
0- 0	0- 0	0- 0	NEUTRAL	0- 0	0- 0	0- 0				
10- 0	1- 0	0- 0	NON-CONFERENCE	1- 0	2- 0	6- 0				
7- 0	1- 0	0- 0	HOME	1- 0	1- 0	4- 0				
3- 0	0- 0	0- 0	AWAY	0- 0	1- 0	2- 0				
0- 0	0- 0	0- 0	NEUTRAL	0- 0	0- 0	0- 0				
0- 0	0- 0	0- 0	CONFERENCE	0- 0	0- 0	0- 0				
0- 0	0- 0	0- 0	HOME	0- 0	0- 0	0- 0				
0- 0	0- 0	0- 0	AWAY	0- 0	0- 0	0- 0				
0- 0	0- 0	0- 0	NEUTRAL	0- 0	0- 0	0- 0				

RPI 1-25				RPI 26-50				RPI 51-100 Team's RPI: 51				RPI 101+			
RPI	S	Opponent	Score	RPI	S	Opponent	Score	RPI	S	Opponent	Score	RPI	S	Opponent	Score
8	H	Kentucky	79 69					64	H	SMU	67 50	114	H	Colorado St.	74 56
												115	A	Northern Colo.	83 62
												152	A	Mississippi Val.	76 64
												176	H	Idaho St.	85 56
												248	H	Air Force	95 68
												255	H	Southeastern La.	112 54
												302	H	St. Francis Brooklyn	81 54
												322	A	North Dakota St.	76 59
LAST 12 Division I GAMES:															
302	H	St. Francis Brooklyn	81 54	152	A	Mississippi Val.	76 64								
322	A	North Dakota St.	76 59	114	H	Colorado St.	74 56								
8	H	Kentucky	79 69	176	H	Idaho St.	85 56								
248	H	Air Force	95 68	255	H	Southeastern La.	112 54								
115	A	Northern Colo.	83 62	64	H	SMU	67 50								

Non-Div I Games:

Colorado

■ Loss,
 ■ Non-Conf, S Site,
 ■ Home
 ■ Away
 N Neutral

Average RPI Win:	235	WON-LOST	WINNING	LAST 10	STRENGTH OF	OPP. STRENGTH	TEAM	ADJ.	CONF.	ADJ CONF.
Average RPI Loss:	65	RECORD	PCT. RANK	GAMES	SCHEDULE	OF SCHEDULE	RPI	RPI	RPI	RPI
DIV. I ONLY	5- 4	145	4- 4	102	158	114	114	11	11	
DIV. I NON-CONF.	5- 4	146	5- 4	104	161	113	113	11	11	
TOTALS	RPI 1-25	RPI 26-50	W-L RECORDS	RPI 51-100	RPI 101-150	RPI 150+				
5- 4	0- 1	0- 1	OVERALL	0- 1	1- 0	4- 1				
5- 0	0- 0	0- 0	HOME	0- 0	1- 0	4- 0				
0- 4	0- 1	0- 0	AWAY	0- 1	0- 0	0- 1				
0- 0	0- 0	0- 0	NEUTRAL	0- 0	0- 0	0- 0				
5- 4	0- 1	0- 1	NON-CONFERENCE	0- 1	1- 0	4- 1				
5- 0	0- 0	0- 0	HOME	0- 0	1- 0	4- 0				
0- 4	0- 1	0- 1	AWAY	0- 1	0- 0	0- 1				
0- 0	0- 0	0- 0	NEUTRAL	0- 0	0- 0	0- 0				
0- 0	0- 0	0- 0	CONFERENCE	0- 0	0- 0	0- 0				
0- 0	0- 0	0- 0	HOME	0- 0	0- 0	0- 0				
0- 0	0- 0	0- 0	AWAY	0- 0	0- 0	0- 0				
0- 0	0- 0	0- 0	NEUTRAL	0- 0	0- 0	0- 0				

RPI 1-25				RPI 26-50				RPI 51-100				RPI 101+ Team's RPI: 114			
RPI	S	Opponent	Score	RPI	S	Opponent	Score	RPI	S	Opponent	Score	RPI	S	Opponent	Score
14	A	Washington	68 101	39	A	Oklahoma	55 70	51	A	Colorado	56 74	115	H	Northern Colo.	58 47
												156	A	Nebraska	59 62
												174	H	Omaha	69 42
												255	H	Southeastern La.	77 31
												289	H	Seattle U	66 62
												340	H	Denver	76 49
LAST 12 Division I GAMES:															
289	H	Seattle U	66 62	51	A	Colorado	56 74	115	H	Northern Colo.	58 47				
14	A	Washington	68 101					255	H	Southeastern La.	77 31				
174	H	Omaha	69 42					340	H	Denver	76 49				
				39	A	Oklahoma	55 70								
				156	A	Nebraska	59 62								

Non-Div I Games: N.M. Highlands 96 31 Adams St. 76 29

Colorado St.

Average RPI Win: 247		WON-LOST	WINNING	LAST 10	STRENGTH OF	OPP. STRENGTH	TEAM	ADJ.	CONF.	ADJ CONF.
Average RPI Loss: 263		RECORD	PCT. RANK	GAMES	SCHEDULE	OF SCHEDULE	RPI	RPI	RPI	RPI
DIV. I ONLY		8- 2	40	8- 2	341	221	183	183	13	13
DIV. I NON-CONF.		8- 2	40	8- 2	341	221	184	184	13	13
TOTALS	RPI 1-25	RPI 26-50		W-L RECORDS		RPI 51-100	RPI 101-150	RPI 150+		
8- 2	0- 0	0- 0		OVERALL		0- 0	1- 0	7- 2		
4- 1	0- 0	0- 0		HOME		0- 0	1- 0	3- 1		
4- 1	0- 0	0- 0		AWAY		0- 0	0- 0	4- 1		
0- 0	0- 0	0- 0		NEUTRAL		0- 0	0- 0	0- 0		
8- 2	0- 0	0- 0		NON-CONFERENCE		0- 0	1- 0	7- 2		
4- 1	0- 0	0- 0		HOME		0- 0	1- 0	3- 1		
4- 1	0- 0	0- 0		AWAY		0- 0	0- 0	4- 1		
0- 0	0- 0	0- 0		NEUTRAL		0- 0	0- 0	0- 0		
0- 0	0- 0	0- 0		CONFERENCE		0- 0	0- 0	0- 0		
0- 0	0- 0	0- 0		HOME		0- 0	0- 0	0- 0		
0- 0	0- 0	0- 0		AWAY		0- 0	0- 0	0- 0		
0- 0	0- 0	0- 0		NEUTRAL		0- 0	0- 0	0- 0		

RPI 1-25				RPI 26-50				RPI 51-100				RPI 101+				Team's RPI: 183	
RPI	S	Opponent	Score	RPI	S	Opponent	Score	RPI	S	Opponent	Score	RPI	S	Opponent	Score		
												118	H	Providence	66	64	
												212	A	Binghamton	75	65	
												219	A	Stony Brook	53	55	
												224	A	Saint Francis (PA)	84	77	
												247	H	Colgate	75	67	
												261	A	Loyola Maryland	65	53	
												279	A	Richmond	65	58	
												293	H	LIU Brooklyn	66	57	
												306	H	UMBC	56	67	
												341	H	UMass Lowell	76	57	
LAST 12 Division I GAMES:																	
				293	H	LIU Brooklyn	66 57	261	A	Loyola Maryland	65 53						
				212	A	Binghamton	75 65	247	H	Colgate	75 67						
				118	H	Providence	66 64	219	A	Stony Brook	53 55						
				341	H	UMass Lowell	76 57	224	A	Saint Francis (PA)	84 77						
								279	A	Richmond	65 58						
								306	H	UMBC	56 67						

Non-Div I Games:

Columbia

■ Loss, ■ Non-Conf, S Site, H Home A Away N Neutral

Average RPI Win:	0	WON-LOST	WINNING	LAST 10	STRENGTH OF	OPP. STRENGTH	TEAM	ADJ.	CONF.	ADJ CONF.
Average RPI Loss:	138	RECORD	PCT. RANK	GAMES	SCHEDULE	OF SCHEDULE	RPI	RPI	RPI	RPI
DIV. I ONLY	0- 8	332	0- 8	42	285	285	285	31	31	
DIV. I NON-CONF.	0- 8	332	0- 8	42	284	283	283	31	31	
TOTALS	RPI 1-25	RPI 26-50	W-L RECORDS	RPI 51-100	RPI 101-150	RPI 150+				
0- 8	0- 0	0- 1	OVERALL	0- 3	0- 1	0- 3				
0- 1	0- 0	0- 1	HOME	0- 0	0- 0	0- 0				
0- 7	0- 0	0- 0	AWAY	0- 3	0- 1	0- 3				
0- 0	0- 0	0- 0	NEUTRAL	0- 0	0- 0	0- 0				
0- 8	0- 0	0- 1	NON-CONFERENCE	0- 3	0- 1	0- 3				
0- 1	0- 0	0- 1	HOME	0- 0	0- 0	0- 0				
0- 7	0- 0	0- 0	AWAY	0- 3	0- 1	0- 3				
0- 0	0- 0	0- 0	NEUTRAL	0- 0	0- 0	0- 0				
0- 0	0- 0	0- 0	CONFERENCE	0- 0	0- 0	0- 0				
0- 0	0- 0	0- 0	HOME	0- 0	0- 0	0- 0				
0- 0	0- 0	0- 0	AWAY	0- 0	0- 0	0- 0				
0- 0	0- 0	0- 0	NEUTRAL	0- 0	0- 0	0- 0				

RPI 1-25				RPI 26-50				RPI 51-100				RPI 101+				Team's RPI: 285	
RPI	S	Opponent	Score	RPI	S	Opponent	Score	RPI	S	Opponent	Score	RPI	S	Opponent	Score		
				49	H	SFA	57 72	56	A	West Virginia	39 69	134	A	Virginia	40 103		
								94	A	George Washington	46 77	169	A	VCU	44 73		
								95	A	Syracuse	30 76	179	A	Towson	65 69		
												331	A	Mt. St. Mary's	48 54		
LAST 12 Division I GAMES:																	
				95	A	Syracuse	30 76	134	A	Virginia	40 103						
				179	A	Towson	65 69	169	A	VCU	44 73						
				331	A	Mt. St. Mary's	48 54										
				49	H	SFA	57 72										
				56	A	West Virginia	39 69										
				94	A	George Washington	46 77										

Non-Div I Games:

Coppin St.

■ Loss,
 ■ Non-Conf, S Site,
 ■ Home
 ■ Away
 N Neutral

Average RPI Win: 244		WON-LOST	WINNING	LAST 10	STRENGTH OF	OPP. STRENGTH	TEAM	ADJ.	CONF.	ADJ CONF.
Average RPI Loss: 122		RECORD	PCT. RANK	GAMES	SCHEDULE	OF SCHEDULE	RPI	RPI	RPI	RPI
DIV. I ONLY		6- 3	99	6- 3	218	242	123	123	13	13
DIV. I NON-CONF.		6- 3	98	6- 3	217	240	124	124	13	13
TOTALS		RPI 1-25	RPI 26-50	W-L RECORDS	RPI 51-100	RPI 101-150	RPI 150+			
6- 3	0- 1		0- 0	OVERALL	0- 0	0- 0	6- 2			
3- 1	0- 1		0- 0	HOME	0- 0	0- 0	3- 0			
3- 2	0- 0		0- 0	AWAY	0- 0	0- 0	3- 2			
0- 0	0- 0		0- 0	NEUTRAL	0- 0	0- 0	0- 0			
6- 3	0- 1		0- 0	NON-CONFERENCE	0- 0	0- 0	6- 2			
3- 1	0- 1		0- 0	HOME	0- 0	0- 0	3- 0			
3- 2	0- 0		0- 0	AWAY	0- 0	0- 0	3- 2			
0- 0	0- 0		0- 0	NEUTRAL	0- 0	0- 0	0- 0			
0- 0	0- 0		0- 0	CONFERENCE	0- 0	0- 0	0- 0			
0- 0	0- 0		0- 0	HOME	0- 0	0- 0	0- 0			
0- 0	0- 0		0- 0	AWAY	0- 0	0- 0	0- 0			
0- 0	0- 0		0- 0	NEUTRAL	0- 0	0- 0	0- 0			

RPI 1-25				RPI 26-50				RPI 51-100				RPI 101+ Team's RPI: 123			
RPI	S	Opponent	Score	RPI	S	Opponent	Score	RPI	S	Opponent	Score	RPI	S	Opponent	Score
20	H	Drexel	53 63									165	H	New Hampshire	61 56
												168	A	Pittsburgh	44 56
												179	A	Towson	63 68
												224	A	Saint Francis (PA)	78 72
												235	H	Howard	67 55
												247	A	Colgate	70 57
												261	H	Loyola Maryland	58 50
												332	A	Youngstown St.	80 75
LAST 12 Division I GAMES:															
235	H	Howard	67 55	332	A	Youngstown St.	80 75								
179	A	Towson	63 68	20	H	Drexel	53 63								
247	A	Colgate	70 57	224	A	Saint Francis (PA)	78 72								
261	H	Loyola Maryland	58 50	168	A	Pittsburgh	44 56								
165	H	New Hampshire	61 56												

Non-Div I Games:



























Cornell

■ Loss, ■ Non-Conf, S Site, H Home A Away N Neutral

Creighton





Through Games Of Dec. 18, 2016

Average RPI Win: 132	WON-LOST	WINNING	LAST 10	STRENGTH OF	OPP. STRENGTH	TEAM	ADJ.	CONF.	ADJ CONF.
Average RPI Loss: 102	RECORD	PCT. RANK	GAMES	SCHEDULE	OF SCHEDULE	RPI	RPI	RPI	RPI
DIV. I ONLY	5- 4	145	5- 4	99	36	101	101	6	6
DIV. I NON-CONF.	5- 4	146	5- 4	100	36	100	100	6	6
TOTALS	RPI 1-25	RPI 26-50	W-L RECORDS	RPI 51-100	RPI 101-150	RPI 150+			
5- 4	0- 0	1- 0	OVERALL	0- 3	1- 0	3- 1			
4- 0	0- 0	1- 0	HOME	0- 0	1- 0	2- 0			
0- 3	0- 0	0- 0	AWAY	0- 2	0- 0	0- 1			
1- 1	0- 0	0- 0	NEUTRAL	0- 1	0- 0	1- 0			
5- 4	0- 0	1- 0	NON-CONFERENCE	0- 3	1- 0	3- 1			
4- 0	0- 0	1- 0	HOME	0- 0	1- 0	2- 0			
0- 3	0- 0	0- 0	AWAY	0- 2	0- 0	0- 1			
1- 1	0- 0	0- 0	NEUTRAL	0- 1	0- 0	1- 0			
0- 0	0- 0	0- 0	CONFERENCE	0- 0	0- 0	0- 0			
0- 0	0- 0	0- 0	HOME	0- 0	0- 0	0- 0			
0- 0	0- 0	0- 0	AWAY	0- 0	0- 0	0- 0			
0- 0	0- 0	0- 0	NEUTRAL	0- 0	0- 0	0- 0			

RPI S	Opponent	Score	RPI S	Opponent	Score	RPI S	Opponent	Score	RPI S	Opponent	Score	Team's RPI: 101
			33  Drake		80 77	57  Missouri		63  72	146  Kansas		69 49	
						65  South Dakota St.		56  63	151  Dayton		56 53	
						70  UNI		49  50	156  Nebraska		80 64	
									174  Omaha		82 45	
									216  Wichita St.		54  62	
LAST 12 Division I GAMES:												
156  Nebraska		80 64	70  UNI		49  50							
216  Wichita St.		54  62	174  Omaha		82 45							
65  South Dakota St.		56  63	146  Kansas		69 49							
			151  Dayton		56 53							
			57  Missouri		63  72							
			33  Drake		80 77							

Non-Div I Games:

Creighton

 Loss,  Non-Conf, S Site,  Home  Away N Neutral

Average RPI Win:	303	WON-LOST	WINNING	LAST 10	STRENGTH OF	OPP. STRENGTH	TEAM	ADJ.	CONF.	ADJ CONF.
Average RPI Loss:	169	RECORD	PCT. RANK	GAMES	SCHEDULE	OF SCHEDULE	RPI	RPI	RPI	RPI
DIV. I ONLY	4- 6	203	4- 6	283	256	262	262	13	13	
DIV. I NON-CONF.	4- 6	203	4- 6	285	255	262	262	13	13	
TOTALS	RPI 1-25	RPI 26-50	W-L RECORDS	RPI 51-100	RPI 101-150	RPI 150+				
4- 6	0- 0	0- 0	OVERALL	0- 1	0- 3	4- 2				
2- 2	0- 0	0- 0	HOME	0- 0	0- 1	2- 1				
2- 4	0- 0	0- 0	AWAY	0- 1	0- 2	2- 1				
0- 0	0- 0	0- 0	NEUTRAL	0- 0	0- 0	0- 0				
4- 6	0- 0	0- 0	NON-CONFERENCE	0- 1	0- 3	4- 2				
2- 2	0- 0	0- 0	HOME	0- 0	0- 1	2- 1				
2- 4	0- 0	0- 0	AWAY	0- 1	0- 2	2- 1				
0- 0	0- 0	0- 0	NEUTRAL	0- 0	0- 0	0- 0				
0- 0	0- 0	0- 0	CONFERENCE	0- 0	0- 0	0- 0				
0- 0	0- 0	0- 0	HOME	0- 0	0- 0	0- 0				
0- 0	0- 0	0- 0	AWAY	0- 0	0- 0	0- 0				
0- 0	0- 0	0- 0	NEUTRAL	0- 0	0- 0	0- 0				

RPI 1-25			RPI 26-50			RPI 51-100			RPI 101+			Team's RPI: 262
RPI	S	Opponent	Score	RPI	S	Opponent	Score	RPI	S	Opponent	Score	
						77 A Maine	55 60			113 A Old Dominion	56 82	
										121 A William & Mary	50 63	
										125 H Army West Point	60 68	
										240 A Rhode Island	62 52	
										278 H Marist	61 66	
										297 A Vermont	54 59	
										320 A Boston U.	61 49	
										325 H Central Conn. St.	61 51	
										327 H Holy Cross	53 49	
LAST 12 Division I GAMES:												
240	A	Rhode Island	62 52	121	A	William & Mary	50 63					
278	H	Marist	61 66	113	A	Old Dominion	56 82					
77	A	Maine	55 60	125	H	Army West Point	60 68					
320	A	Boston U.	61 49	327	H	Holy Cross	53 49					
				297	A	Vermont	54 59					
				325	H	Central Conn. St.	61 51					

Non-Div I Games:

Dartmouth

■ Loss,
■ Non-Conf, S Site,
■ Home
■ Away
N Neutral

Average RPI Win:	284	WON-LOST	WINNING	LAST 10	STRENGTH OF	OPP. STRENGTH	TEAM	ADJ.	CONF.	ADJ CONF.
Average RPI Loss:	142	RECORD	PCT. RANK	GAMES	SCHEDULE	OF SCHEDULE	RPI	RPI	RPI	RPI
DIV. I ONLY	2- 8	286	2- 8	125	268	290	290	14	14	
DIV. I NON-CONF.	2- 8	284	2- 8	125	267	288	288	14	14	
TOTALS	RPI 1-25	RPI 26-50	W-L RECORDS	RPI 51-100	RPI 101-150	RPI 150+				
2- 8	0- 0	0- 1	OVERALL	0- 2	0- 1	2- 4				
2- 3	0- 0	0- 0	HOME	0- 2	0- 0	2- 1				
0- 3	0- 0	0- 1	AWAY	0- 0	0- 0	0- 2				
0- 2	0- 0	0- 0	NEUTRAL	0- 0	0- 1	0- 1				
2- 8	0- 0	0- 1	NON-CONFERENCE	0- 2	0- 1	2- 4				
2- 3	0- 0	0- 0	HOME	0- 2	0- 0	2- 1				
0- 3	0- 0	0- 1	AWAY	0- 0	0- 0	0- 2				
0- 2	0- 0	0- 0	NEUTRAL	0- 0	0- 1	0- 1				
0- 0	0- 0	0- 0	CONFERENCE	0- 0	0- 0	0- 0				
0- 0	0- 0	0- 0	HOME	0- 0	0- 0	0- 0				
0- 0	0- 0	0- 0	AWAY	0- 0	0- 0	0- 0				
0- 0	0- 0	0- 0	NEUTRAL	0- 0	0- 0	0- 0				

RPI 1-25				RPI 26-50				RPI 51-100				RPI 101+				Team's RPI: 290	
RPI	S	Opponent	Score	RPI	S	Opponent	Score	RPI	S	Opponent	Score	RPI	S	Opponent	Score		
				30	A	Michigan St.	34 70	86	H	UCF	38 57	117	N	Toledo	41 76		
								98	H	Radford	40 44	160	A	Western Mich.	63 76		
												176	N	Idaho St.	58 70		
												197	H	UNCW	58 67		
												272	A	ETSU	56 76		
												283	H	Furman	71 61		
												284	H	High Point	82 72		
LAST 12 Division I GAMES:																	
				283	H	Furman	71 61	98	H	Radford	40 44						
				284	H	High Point	82 72	86	H	UCF	38 57						
				272	A	ETSU	56 76	160	A	Western Mich.	63 76						
				197	H	UNCW	58 67	30	A	Michigan St.	34 70						
				176	N	Idaho St.	58 70										
				117	N	Toledo	41 76										

Non-Div I Games:

Davidson

Average RPI Win:	247	WON-LOST	WINNING	LAST 10	STRENGTH OF	OPP. STRENGTH	TEAM	ADJ.	CONF.	ADJ CONF.
Average RPI Loss:	90	RECORD	PCT. RANK	GAMES	SCHEDULE	OF SCHEDULE	RPI	RPI	RPI	RPI
DIV. I ONLY	3- 6	235	3- 6	50	177	151	151	14	14	
DIV. I NON-CONF.	3- 5	218	3- 5	47	144	137	137	14	14	
TOTALS	RPI 1-25	RPI 26-50	W-L RECORDS	RPI 51-100	RPI 101-150	RPI 150+				
3- 6	0- 1	0- 0	OVERALL	0- 1	0- 3	3- 1				
1- 3	0- 0	0- 0	HOME	0- 0	0- 2	1- 1				
2- 1	0- 1	0- 0	AWAY	0- 0	0- 0	2- 0				
0- 2	0- 0	0- 0	NEUTRAL	0- 1	0- 1	0- 0				
3- 5	0- 1	0- 0	NON-CONFERENCE	0- 1	0- 3	3- 0				
1- 2	0- 0	0- 0	HOME	0- 0	0- 2	1- 0				
2- 1	0- 1	0- 0	AWAY	0- 0	0- 0	2- 0				
0- 2	0- 0	0- 0	NEUTRAL	0- 1	0- 1	0- 0				
0- 1	0- 0	0- 0	CONFERENCE	0- 0	0- 0	0- 1				
0- 1	0- 0	0- 0	HOME	0- 0	0- 0	0- 1				
0- 0	0- 0	0- 0	AWAY	0- 0	0- 0	0- 0				
0- 0	0- 0	0- 0	NEUTRAL	0- 0	0- 0	0- 0				

RPI 1-25				RPI 26-50				RPI 51-100				RPI 101+ Team's RPI: 151			
RPI	S	Opponent	Score	RPI	S	Opponent	Score	RPI	S	Opponent	Score	RPI	S	Opponent	Score
1	A	UConn	65 98					55	N	Georgia Tech	68 81	101	N	Creighton	53 56
												108	H	Quinnipiac	60 63
												117	H	Toledo	72 76
												158	H	La Salle	51 54
												187	A	Wisconsin	83 64
												209	A	Princeton	62 56
												344	H	Morgan St.	61 42
LAST 12 Division I GAMES:															
344	H	Morgan St.	61 42	117	H	Toledo	72 76								
101	N	Creighton	53 56	158	H	La Salle	51 54								
55	N	Georgia Tech	68 81	108	H	Quinnipiac	60 63								
1	A	UConn	65 98												
209	A	Princeton	62 56												
187	A	Wisconsin	83 64												

Non-Div I Games:

Dayton

Average RPI Win:	153	WON-LOST	WINNING	LAST 10	STRENGTH OF	OPP. STRENGTH	TEAM	ADJ.	CONF.	ADJ CONF.
Average RPI Loss:	20	RECORD	PCT. RANK	GAMES	SCHEDULE	OF SCHEDULE	RPI	RPI	RPI	RPI
DIV. I ONLY	7- 4	114	6- 4	8	44	17	17	6	6	
DIV. I NON-CONF.	7- 4	112	7- 4	8	44	17	17	6	6	
TOTALS	RPI 1-25	RPI 26-50	W-L RECORDS	RPI 51-100	RPI 101-150	RPI 150+				
7- 4	0- 2	1- 2	OVERALL	1- 0	2- 0	3- 0				
4- 1	0- 1	1- 0	HOME	0- 0	1- 0	2- 0				
1- 2	0- 1	0- 1	AWAY	0- 0	0- 0	1- 0				
2- 1	0- 0	0- 1	NEUTRAL	1- 0	1- 0	0- 0				
7- 4	0- 2	1- 2	NON-CONFERENCE	1- 0	2- 0	3- 0				
4- 1	0- 1	1- 0	HOME	0- 0	1- 0	2- 0				
1- 2	0- 1	0- 1	AWAY	0- 0	0- 0	1- 0				
2- 1	0- 0	0- 1	NEUTRAL	1- 0	1- 0	0- 0				
0- 0	0- 0	0- 0	CONFERENCE	0- 0	0- 0	0- 0				
0- 0	0- 0	0- 0	HOME	0- 0	0- 0	0- 0				
0- 0	0- 0	0- 0	AWAY	0- 0	0- 0	0- 0				
0- 0	0- 0	0- 0	NEUTRAL	0- 0	0- 0	0- 0				

RPI 1-25				RPI 26-50				RPI 51-100				RPI 101+			
RPI	S	Opponent	Score	RPI	S	Opponent	Score	RPI	S	Opponent	Score	RPI	S	Opponent	Score
1	A	UConn	46 91	31	N	Baylor	72 104	95	N	Syracuse	108 84	136	N	Western Ky.	77 69
2	H	Notre Dame	61 75	40	H	Northwestern	89 66					150	H	UAB	90 80
				47	A	Temple	74 84					170	H	Prairie View	94 62
LAST 12 Division I GAMES:															
				95	N	Syracuse	108 84	238	A	Loyola Chicago	107 46				
				31	N	Baylor	72 104	47	A	Temple	74 84				
				136	N	Western Ky.	77 69	2	H	Notre Dame	61 75				
				40	H	Northwestern	89 66	170	H	Prairie View	94 62				
				150	H	UAB	90 80	1	A	UConn	46 91				
				241	H	Appalachian St.	99 58								

Non-Div I Games:

DePaul

Delaware

Through Games Of Dec. 18, 2016

Average RPI Win:	205	WON-LOST	WINNING	LAST 10	STRENGTH OF	OPP. STRENGTH	TEAM	ADJ.	CONF.	ADJ CONF.
Average RPI Loss:	84	RECORD	PCT. RANK	GAMES	SCHEDULE	OF SCHEDULE	RPI	RPI	RPI	RPI
DIV. I ONLY	6- 4	128	6- 4	107	162	124	124	8	8	
DIV. I NON-CONF.	6- 4	129	6- 4	108	165	125	125	8	8	
TOTALS	RPI 1-25	RPI 26-50	W-L RECORDS	RPI 51-100	RPI 101-150	RPI 150+				
6- 4	0- 1	0- 1	OVERALL	0- 0	1- 1	5- 1				
4- 2	0- 1	0- 0	HOME	0- 0	1- 1	3- 0				
2- 0	0- 0	0- 0	AWAY	0- 0	0- 0	2- 0				
0- 2	0- 0	0- 1	NEUTRAL	0- 0	0- 0	0- 1				
6- 4	0- 1	0- 1	NON-CONFERENCE	0- 0	1- 1	5- 1				
4- 2	0- 1	0- 0	HOME	0- 0	1- 1	3- 0				
2- 0	0- 0	0- 0	AWAY	0- 0	0- 0	2- 0				
0- 2	0- 0	0- 1	NEUTRAL	0- 0	0- 0	0- 1				
0- 0	0- 0	0- 0	CONFERENCE	0- 0	0- 0	0- 0				
0- 0	0- 0	0- 0	HOME	0- 0	0- 0	0- 0				
0- 0	0- 0	0- 0	AWAY	0- 0	0- 0	0- 0				
0- 0	0- 0	0- 0	NEUTRAL	0- 0	0- 0	0- 0				

RPI 1-25				RPI 26-50				RPI 51-100				RPI 101+ Team's RPI: 124			
RPI	S	Opponent	Score	RPI	S	Opponent	Score	RPI	S	Opponent	Score	RPI	S	Opponent	Score
5	H	Georgetown	46 54	30	N	Michigan St.	64 81					110	H	George Mason	67 51
												125	H	Army West Point	47 61
												177	N	Detroit	64 66
												208	H	Robert Morris	67 65
												209	H	Princeton	66 62
												215	H	St. Bonaventure	43 40
												229	A	American	56 55
												261	A	Loyola Maryland	47 45
LAST 12 Division I GAMES:															
209	H	Princeton	66 62	125	H	Army West Point	47 61								
215	H	St. Bonaventure	43 40	261	A	Loyola Maryland	47 45								
229	A	American	56 55	5	H	Georgetown	46 54								
110	H	George Mason	67 51	208	H	Robert Morris	67 65								
				177	N	Detroit	64 66								
				30	N	Michigan St.	64 81								

Non-Div I Games:

Delaware

Loss, Non-Conf, S Site, H Home A Away N Neutral

Average RPI Win:	337	WON-LOST	WINNING	LAST 10	STRENGTH OF	OPP. STRENGTH	TEAM	ADJ.	CONF.	ADJ CONF.
Average RPI Loss:	150	RECORD	PCT. RANK	GAMES	SCHEDULE	OF SCHEDULE	RPI	RPI	RPI	RPI
DIV. I ONLY	1- 8	317	1- 8	120	291	270	270	31	31	
DIV. I NON-CONF.	1- 8	317	1- 8	121	290	269	269	31	31	
TOTALS	RPI 1-25	RPI 26-50	W-L RECORDS	RPI 51-100	RPI 101-150	RPI 150+				
1- 8	0- 1	0- 0	OVERALL	0- 3	0- 1	1- 3				
0- 2	0- 0	0- 0	HOME	0- 0	0- 0	0- 2				
1- 6	0- 1	0- 0	AWAY	0- 3	0- 1	1- 1				
0- 0	0- 0	0- 0	NEUTRAL	0- 0	0- 0	0- 0				
1- 8	0- 1	0- 0	NON-CONFERENCE	0- 3	0- 1	1- 3				
0- 2	0- 0	0- 0	HOME	0- 0	0- 0	0- 2				
1- 6	0- 1	0- 0	AWAY	0- 3	0- 1	1- 1				
0- 0	0- 0	0- 0	NEUTRAL	0- 0	0- 0	0- 0				
0- 0	0- 0	0- 0	CONFERENCE	0- 0	0- 0	0- 0				
0- 0	0- 0	0- 0	HOME	0- 0	0- 0	0- 0				
0- 0	0- 0	0- 0	AWAY	0- 0	0- 0	0- 0				
0- 0	0- 0	0- 0	NEUTRAL	0- 0	0- 0	0- 0				

RPI 1-25				RPI 26-50				RPI 51-100				RPI 101+ Team's RPI: 270			
RPI	S	Opponent	Score	RPI	S	Opponent	Score	RPI	S	Opponent	Score	RPI	S	Opponent	Score
20	A	Drexel	44 69					82	A	Xavier	53 86	121	A	William & Mary	48 82
								89	A	Iowa St.	57 88	177	H	Detroit	71 90
								97	A	Hofstra	44 64	276	A	Lehigh	80 91
												335	H	NJIT	43 57
												337	A	Wagner	61 49
LAST 12 Division I GAMES:															
				89	A	Iowa St.	57 88	82	A	Xavier	53 86				
				335	H	NJIT	43 57	121	A	William & Mary	48 82				
				177	H	Detroit	71 90	97	A	Hofstra	44 64				
								337	A	Wagner	61 49				
								276	A	Lehigh	80 91				
								20	A	Drexel	44 69				

Non-Div I Games:

Delaware St.

■ Loss,
 ■ Non-Conf,
 ■ S Site,
 ■ Home
 ■ A Away
 N Neutral

Average RPI Win:	311	WON-LOST	WINNING	LAST 10	STRENGTH OF	OPP. STRENGTH	TEAM	ADJ.	CONF.	ADJ CONF.
Average RPI Loss:	192	RECORD	PCT. RANK	GAMES	SCHEDULE	OF SCHEDULE	RPI	RPI	RPI	RPI
DIV. I ONLY	3- 9	262	2- 8	329	270	340	340	16	16	
DIV. I NON-CONF.	3- 9	262	3- 9	329	269	340	340	16	16	
TOTALS	RPI 1-25	RPI 26-50	W-L RECORDS	RPI 51-100	RPI 101-150	RPI 150+				
3- 9	0- 0	0- 0	OVERALL	0- 1	0- 3	3- 5				
3- 1	0- 0	0- 0	HOME	0- 0	0- 0	3- 1				
0- 7	0- 0	0- 0	AWAY	0- 0	0- 2	0- 1				
0- 1	0- 0	0- 0	NEUTRAL	0- 1	0- 0	0- 0				
3- 9	0- 0	0- 0	NON-CONFERENCE	0- 1	0- 3	3- 5				
3- 1	0- 0	0- 0	HOME	0- 0	0- 0	3- 1				
0- 7	0- 0	0- 0	AWAY	0- 0	0- 3	0- 4				
0- 1	0- 0	0- 0	NEUTRAL	0- 1	0- 0	0- 0				
0- 0	0- 0	0- 0	CONFERENCE	0- 0	0- 0	0- 0				
0- 0	0- 0	0- 0	HOME	0- 0	0- 0	0- 0				
0- 0	0- 0	0- 0	AWAY	0- 0	0- 0	0- 0				
0- 0	0- 0	0- 0	NEUTRAL	0- 0	0- 0	0- 0				

RPI S	Opponent	Score	RPI S	Opponent	Score	RPI S	Opponent	Score	RPI S	Opponent	Score
						70 N	UNI	68 79	114 A	Colorado St.	49 76
									115 A	Northern Colo.	48 68
									139 A	Grand Canyon	70 73
									176 A	Idaho St.	64 65
									185 A	Wyoming	49 59
									248 H	Air Force	65 52
									289 H	Seattle U	72 75
									308 A	Utah Valley	58 72
									334 A	Northern Ariz.	67 82
									336 H	Pepperdine	75 67
									349 H	Cal St. Fullerton	77 58
LAST 12 Division I GAMES:											
289 H	Seattle U	72 75	114 A	Colorado St.	49 76	70 N	UNI	68 79			
176 A	Idaho St.	64 65				139 A	Grand Canyon	70 73			
308 A	Utah Valley	58 72	349 H	Cal St. Fullerton	77 58	185 A	Wyoming	49 59			
336 H	Pepperdine	75 67	115 A	Northern Colo.	48 68						
334 A	Northern Ariz.	67 82									
248 H	Air Force	65 52									

Non-Div I Games:

Denver

Average RPI Win: 218	WON-LOST	WINNING	LAST 10	STRENGTH OF	OPP. STRENGTH	TEAM	ADJ.	CONF.	ADJ CONF.
Average RPI Loss: 122	RECORD	PCT. RANK	GAMES	SCHEDULE	OF SCHEDULE	RPI	RPI	RPI	RPI
DIV. I ONLY	4- 6	203	4- 6	202	65	177	177	21	21
DIV. I NON-CONF.	4- 6	203	4- 6	202	65	176	176	21	21
TOTALS	RPI 1-25	RPI 26-50	W-L RECORDS	RPI 51-100	RPI 101-150	RPI 150+			
4- 6	0- 1	0- 0	OVERALL	0- 1	1- 2	3- 2			
1- 2	0- 0	0- 0	HOME	0- 0	0- 1	1- 1			
2- 4	0- 1	0- 0	AWAY	0- 1	0- 1	2- 1			
1- 0	0- 0	0- 0	NEUTRAL	0- 0	1- 0	0- 0			
4- 6	0- 1	0- 0	NON-CONFERENCE	0- 1	1- 2	3- 2			
1- 2	0- 0	0- 0	HOME	0- 0	0- 1	1- 1			
2- 4	0- 1	0- 0	AWAY	0- 1	0- 1	2- 1			
1- 0	0- 0	0- 0	NEUTRAL	0- 0	1- 0	0- 0			
0- 0	0- 0	0- 0	CONFERENCE	0- 0	0- 0	0- 0			
0- 0	0- 0	0- 0	HOME	0- 0	0- 0	0- 0			
0- 0	0- 0	0- 0	AWAY	0- 0	0- 0	0- 0			
0- 0	0- 0	0- 0	NEUTRAL	0- 0	0- 0	0- 0			

RPI S	Opponent	Score	RPI S	Opponent	Score	RPI S	Opponent	Score	RPI S	Opponent	Score	Team's RPI: 177
11	A Minnesota	91 111				80	A East Carolina	81 83	106	A CSUN	67 76	
									110	H George Mason	54 55	
									124	N Delaware	66 64	
									160	H Western Mich.	65 75	
									230	H Kent St.	73 52	
									246	A Eastern Mich.	77 64	
									266	A Bradley	60 70	
									270	A Delaware St.	90 71	
LAST 12 Division I GAMES:												
160	H Western Mich.	65 75	106	A CSUN	67 76							
246	A Eastern Mich.	77 64	230	H Kent St.	73 52							
11	A Minnesota	91 111	266	A Bradley	60 70							
110	H George Mason	54 55	80	A East Carolina	81 83							
124	N Delaware	66 64	270	A Delaware St.	90 71							

Non-Div I Games:

Detroit

Average RPI Win:	149	WON-LOST	WINNING	LAST 10	STRENGTH OF	OPP. STRENGTH	TEAM	ADJ.	CONF.	ADJ CONF.
Average RPI Loss:	67	RECORD	PCT. RANK	GAMES	SCHEDULE	OF SCHEDULE	RPI	RPI	RPI	RPI
DIV. I ONLY	5- 3	120	5- 3	33	78	33	33	15	15	
DIV. I NON-CONF.	5- 3	118	5- 3	33	78	33	33	15	15	
TOTALS	RPI 1-25	RPI 26-50	W-L RECORDS	RPI 51-100	RPI 101-150	RPI 150+				
5- 3	0- 1	0- 0	OVERALL	1- 1	1- 1	3- 0				
3- 0	0- 0	0- 0	HOME	1- 0	1- 0	1- 0				
2- 3	0- 1	0- 0	AWAY	0- 1	0- 1	2- 0				
0- 0	0- 0	0- 0	NEUTRAL	0- 0	0- 0	0- 0				
5- 3	0- 1	0- 0	NON-CONFERENCE	1- 1	1- 1	3- 0				
3- 0	0- 0	0- 0	HOME	1- 0	1- 0	1- 0				
2- 3	0- 1	0- 0	AWAY	0- 1	0- 1	2- 0				
0- 0	0- 0	0- 0	NEUTRAL	0- 0	0- 0	0- 0				
0- 0	0- 0	0- 0	CONFERENCE	0- 0	0- 0	0- 0				
0- 0	0- 0	0- 0	HOME	0- 0	0- 0	0- 0				
0- 0	0- 0	0- 0	AWAY	0- 0	0- 0	0- 0				
0- 0	0- 0	0- 0	NEUTRAL	0- 0	0- 0	0- 0				

RPI 1-25				RPI 26-50				Team's RPI: 33				RPI 51-100				RPI 101+			
RPI	S	Opponent	Score	RPI	S	Opponent	Score					RPI	S	Opponent	Score	RPI	S	Opponent	Score
10	A	Green Bay	48 71									61	H	Iowa	81 76	101	A	Creighton	77 80
												89	A	Iowa St.	67 75	131	H	Northern Ill.	95 86
																156	A	Nebraska	84 70
																185	H	Wyoming	63 50
																213	A	North Dakota	99 91
LAST 12 Division I GAMES:																			
156	A	Nebraska	84 70	61	H	Iowa	81 76					213	A	North Dakota	99 91				
10	A	Green Bay	48 71																
131	H	Northern Ill.	95 86																
185	H	Wyoming	63 50																
89	A	Iowa St.	67 75																
101	A	Creighton	77 80																

Non-Div I Games: Clarke 118 43

Drake

Average RPI Win:	131	WON-LOST	WINNING	LAST 10	STRENGTH OF	OPP. STRENGTH	TEAM	ADJ.	CONF.	ADJ CONF.
Average RPI Loss:	56	RECORD	PCT. RANK	GAMES	SCHEDULE	OF SCHEDULE	RPI	RPI	RPI	RPI
DIV. I ONLY	6- 2	64	6- 2	34	68	20	20	8	8	
DIV. I NON-CONF.	6- 2	63	6- 2	34	68	20	20	8	8	
TOTALS	RPI 1-25	RPI 26-50	W-L RECORDS	RPI 51-100	RPI 101-150	RPI 150+				
6- 2	0- 0	1- 1	OVERALL	2- 1	1- 0	2- 0				
5- 0	0- 0	1- 0	HOME	2- 0	0- 0	2- 0				
1- 2	0- 0	0- 1	AWAY	0- 1	1- 0	0- 0				
0- 0	0- 0	0- 0	NEUTRAL	0- 0	0- 0	0- 0				
6- 2	0- 0	1- 1	NON-CONFERENCE	2- 1	1- 0	2- 0				
5- 0	0- 0	1- 0	HOME	2- 0	0- 0	2- 0				
1- 2	0- 0	0- 1	AWAY	0- 1	1- 0	0- 0				
0- 0	0- 0	0- 0	NEUTRAL	0- 0	0- 0	0- 0				
0- 0	0- 0	0- 0	CONFERENCE	0- 0	0- 0	0- 0				
0- 0	0- 0	0- 0	HOME	0- 0	0- 0	0- 0				
0- 0	0- 0	0- 0	AWAY	0- 0	0- 0	0- 0				
0- 0	0- 0	0- 0	NEUTRAL	0- 0	0- 0	0- 0				

RPI 1-25			Team's RPI: 20		RPI 26-50			RPI 51-100			RPI 101+				
RPI	S	Opponent	Score	RPI	S	Opponent	Score	RPI	S	Opponent	Score	RPI	S	Opponent	Score
				41	H	Penn St.	83 60	68	A	Bucknell	66 78	123	A	Cornell	63 53
				44	A	Vanderbilt	63 73	76	H	Niagara	69 57	181	H	Saint Joseph's	60 49
								95	H	Syracuse	62 61	270	H	Delaware St.	69 44
LAST 12 Division I GAMES:															
				44	A	Vanderbilt	63 73	181	H	Saint Joseph's	60 49				
				270	H	Delaware St.	69 44	76	H	Niagara	69 57				
				41	H	Penn St.	83 60	123	A	Cornell	63 53				
								68	A	Bucknell	66 78				
								95	H	Syracuse	62 61				

Non-Div I Games:

Drexel

Average RPI Win:	177	WON-LOST	WINNING	LAST 10	STRENGTH OF	OPP. STRENGTH	TEAM	ADJ.	CONF.	ADJ CONF.
Average RPI Loss:	44	RECORD	PCT. RANK	GAMES	SCHEDULE	OF SCHEDULE	RPI	RPI	RPI	RPI
DIV. I ONLY	10- 1	14	9- 1	149	62	28	28	3	3	
DIV. I NON-CONF.	10- 1	14	10- 1	147	62	28	28	3	3	
TOTALS	RPI 1-25	RPI 26-50	W-L RECORDS	RPI 51-100	RPI 101-150	RPI 150+				
10- 1	1- 0	1- 1	OVERALL	0- 0	3- 0	5- 0				
6- 0	1- 0	1- 0	HOME	0- 0	2- 0	2- 0				
4- 1	0- 0	0- 1	AWAY	0- 0	1- 0	3- 0				
0- 0	0- 0	0- 0	NEUTRAL	0- 0	0- 0	0- 0				
10- 1	1- 0	1- 1	NON-CONFERENCE	0- 0	3- 0	5- 0				
6- 0	1- 0	1- 0	HOME	0- 0	2- 0	2- 0				
4- 1	0- 0	0- 1	AWAY	0- 0	1- 0	3- 0				
0- 0	0- 0	0- 0	NEUTRAL	0- 0	0- 0	0- 0				
0- 0	0- 0	0- 0	CONFERENCE	0- 0	0- 0	0- 0				
0- 0	0- 0	0- 0	HOME	0- 0	0- 0	0- 0				
0- 0	0- 0	0- 0	AWAY	0- 0	0- 0	0- 0				
0- 0	0- 0	0- 0	NEUTRAL	0- 0	0- 0	0- 0				

RPI 1-25				RPI 26-50				Team's RPI: 28				RPI 51-100				RPI 101+			
RPI	S	Opponent	Score	RPI	S	Opponent	Score	RPI	S	Opponent	Score	RPI	S	Opponent	Score	RPI	S	Opponent	Score
3	H	South Carolina	74 63	36	H	Elon	68 61									113	H	Old Dominion	92 64
				44	A	Vanderbilt	73 77									119	A	Long Beach St.	83 46
																139	H	Grand Canyon	90 47
																205	A	Rutgers	68 32
																221	H	Longwood	105 48
																263	H	Penn	68 55
																333	A	Liberty	98 38
																336	A	Pepperdine	99 65
LAST 12 Division I GAMES:																			
36	H	Elon	68 61	336	A	Pepperdine	99 65												
3	H	South Carolina	74 63	119	A	Long Beach St.	83 46												
205	A	Rutgers	68 32	113	H	Old Dominion	92 64												
263	H	Penn	68 55	44	A	Vanderbilt	73 77												
333	A	Liberty	98 38	139	H	Grand Canyon	90 47												
				221	H	Longwood	105 48												

Non-Div I Games:

Duke

Average RPI Win:	214	WON-LOST	WINNING	LAST 10	STRENGTH OF	OPP. STRENGTH	TEAM	ADJ.	CONF.	ADJ CONF.
Average RPI Loss:	61	RECORD	PCT. RANK	GAMES	SCHEDULE	OF SCHEDULE	RPI	RPI	RPI	RPI
DIV. I ONLY	6- 6	156	0- 1	22	208	67	67	14	14	
DIV. I NON-CONF.	6- 5	154	0- 1	21	215	62	62	14	14	
TOTALS	RPI 1-25	RPI 26-50	W-L RECORDS	RPI 51-100	RPI 101-150	RPI 150+				
6- 6	0- 2	0- 1	OVERALL	1- 1	0- 2	5- 0				
2- 2	0- 1	0- 1	HOME	0- 0	0- 0	2- 0				
3- 4	0- 1	0- 0	AWAY	1- 1	0- 2	2- 0				
1- 0	0- 0	0- 0	NEUTRAL	0- 0	0- 0	1- 0				
6- 5	0- 2	0- 1	NON-CONFERENCE	1- 1	0- 1	5- 0				
2- 2	0- 1	0- 1	HOME	0- 0	0- 0	2- 0				
3- 3	0- 1	0- 0	AWAY	1- 1	0- 1	2- 0				
1- 0	0- 0	0- 0	NEUTRAL	0- 0	0- 0	1- 0				
0- 1	0- 0	0- 0	CONFERENCE	0- 0	0- 1	0- 0				
0- 0	0- 0	0- 0	HOME	0- 0	0- 0	0- 0				
0- 1	0- 0	0- 0	AWAY	0- 0	0- 1	0- 0				
0- 0	0- 0	0- 0	NEUTRAL	0- 0	0- 0	0- 0				

RPI 1-25				RPI 26-50				RPI 51-100 Team's RPI: 67				RPI 101+			
RPI	S	Opponent	Score	RPI	S	Opponent	Score	RPI	S	Opponent	Score	RPI	S	Opponent	Score
16	H	Buffalo	69 71	43	H	Charlotte	63 77	71	A	Ohio	46 64	104	A	Ohio St.	69 89
25	A	California	66 86					85	A	St. John's (NY)	71 65	107	A	Fordham	51 64
												173	A	Iona	61 58
												191	A	Akron	67 57
												257	N	Western Caro.	65 50
												276	H	Lehigh	63 49
												299	H	Lafayette	67 52
LAST 12 Division I GAMES:															
25	A	California	66 86	71	A	Ohio	46 64								
191	A	Akron	67 57	107	A	Fordham	51 64								
299	H	Lafayette	67 52	257	N	Western Caro.	65 50								
43	H	Charlotte	63 77	16	H	Buffalo	69 71								
276	H	Lehigh	63 49	173	A	Iona	61 58								
104	A	Ohio St.	69 89	85	A	St. John's (NY)	71 65								

Non-Div I Games:

Duquesne

■ Loss,
 ■ Non-Conf,
 S Site,
 ■ Home
 ■ Away
 N Neutral

Average RPI Win:	296	WON-LOST	WINNING	LAST 10	STRENGTH OF	OPP. STRENGTH	TEAM	ADJ.	CONF.	ADJ CONF.
Average RPI Loss:	165	RECORD	PCT. RANK	GAMES	SCHEDULE	OF SCHEDULE	RPI	RPI	RPI	RPI
DIV. I ONLY	6- 6	156	5- 5	318	241	272	272	20	20	
DIV. I NON-CONF.	6- 6	159	6- 6	319	239	270	270	20	20	
TOTALS	RPI 1-25	RPI 26-50	W-L RECORDS	RPI 51-100	RPI 101-150	RPI 150+				
6- 6	0- 0	0- 3	OVERALL	0- 0	0- 0	6- 3				
3- 4	0- 0	0- 3	HOME	0- 0	0- 0	3- 1				
3- 2	0- 0	0- 0	AWAY	0- 0	0- 0	3- 2				
0- 0	0- 0	0- 0	NEUTRAL	0- 0	0- 0	0- 0				
6- 6	0- 0	0- 3	NON-CONFERENCE	0- 0	0- 0	6- 3				
3- 4	0- 0	0- 3	HOME	0- 0	0- 0	3- 1				
3- 2	0- 0	0- 0	AWAY	0- 0	0- 0	3- 2				
0- 0	0- 0	0- 0	NEUTRAL	0- 0	0- 0	0- 0				
0- 0	0- 0	0- 0	CONFERENCE	0- 0	0- 0	0- 0				
0- 0	0- 0	0- 0	HOME	0- 0	0- 0	0- 0				
0- 0	0- 0	0- 0	AWAY	0- 0	0- 0	0- 0				
0- 0	0- 0	0- 0	NEUTRAL	0- 0	0- 0	0- 0				

RPI S	Opponent	Score	RPI S	Opponent	Score	RPI S	Opponent	Score	RPI S	Opponent	Score	Team's RPI: 272
29	H Tennessee	58 83	241	H Appalachian St.	68 71	250	A Butler	68 59	290	H Davidson	76 56	
36	H Elon	51 79	291	A Campbell	56 55	313	H Winthrop	62 45	315	A Austin Peay	74 77	
44	H Vanderbilt	72 80	316	H Murray St.	79 60	318	A Tennessee Tech	82 76	326	A Northern Ky.	56 62	
LAST 12 Division I GAMES:												
36	H Elon	51 79	290	H Davidson	76 56	315	A Austin Peay	74 77	316	H Murray St.	79 60	
318	A Tennessee Tech	82 76	326	A Northern Ky.	56 62	241	H Appalachian St.	68 71	313	H Winthrop	62 45	
44	H Vanderbilt	72 80	291	A Campbell	56 55	250	A Butler	68 59				
29	H Tennessee	58 83										

Non-Div I Games:

ETSU

■ Loss,
 ■ Non-Conf,
 ■ S Site,
 ■ H Home
 ■ A Away
 N Neutral

East Carolina

Through Games Of Dec. 18, 2016

Average RPI Win:	219	WON-LOST	WINNING	LAST 10	STRENGTH OF	OPP. STRENGTH	TEAM	ADJ.	CONF.	ADJ CONF.
Average RPI Loss:	44	RECORD	PCT. RANK	GAMES	SCHEDULE	OF SCHEDULE	RPI	RPI	RPI	RPI
DIV. I ONLY	7- 3	83	7- 3	84	223	80	80	5	5	
DIV. I NON-CONF.	7- 3	83	7- 3	84	223	80	80	5	5	
TOTALS	RPI 1-25	RPI 26-50	W-L RECORDS	RPI 51-100	RPI 101-150	RPI 150+				
7- 3	0- 0	0- 2	OVERALL	0- 1	1- 0	6- 0				
4- 1	0- 0	0- 1	HOME	0- 0	1- 0	3- 0				
1- 1	0- 0	0- 1	AWAY	0- 0	0- 0	1- 0				
2- 1	0- 0	0- 0	NEUTRAL	0- 1	0- 0	2- 0				
7- 3	0- 0	0- 2	NON-CONFERENCE	0- 1	1- 0	6- 0				
4- 1	0- 0	0- 1	HOME	0- 0	1- 0	3- 0				
1- 1	0- 0	0- 1	AWAY	0- 0	0- 0	1- 0				
2- 1	0- 0	0- 0	NEUTRAL	0- 1	0- 0	2- 0				
0- 0	0- 0	0- 0	CONFERENCE	0- 0	0- 0	0- 0				
0- 0	0- 0	0- 0	HOME	0- 0	0- 0	0- 0				
0- 0	0- 0	0- 0	AWAY	0- 0	0- 0	0- 0				
0- 0	0- 0	0- 0	NEUTRAL	0- 0	0- 0	0- 0				

RPI 1-25			RPI 26-50			RPI 51-100			Team's RPI: 80	RPI 101+		
RPI	S	Opponent	Score	RPI	S	Opponent	Score	RPI	S	Opponent	Score	
				34	H	Auburn	52 61	56	N	West Virginia	47 79	109 H UMES 66 58
				43	A	Charlotte	64 79					177 H Detroit 83 81
												197 H UNCW 75 65
												226 H Presbyterian 54 46
												265 N Ball St. 82 69
												278 N Marist 70 68
												279 A Richmond 71 60
LAST 12 Division I GAMES:												
				279	A	Richmond	71 60	265	N	Ball St.	82 69	
				109	H	UMES	66 58	56	N	West Virginia	47 79	
				43	A	Charlotte	64 79	278	N	Marist	70 68	
				226	H	Presbyterian	54 46	34	H	Auburn	52 61	
								197	H	UNCW	75 65	
								177	H	Detroit	83 81	

Non-Div I Games: Greensboro 107 40

East Carolina

■ Loss,
 ■ Non-Conf,
 ■ S Site,
 ■ H Home
 ■ A Away
 N Neutral

Average RPI Win: 304		WON-LOST	WINNING	LAST 10	STRENGTH OF	OPP. STRENGTH	TEAM	ADJ.	CONF.	ADJ CONF.
Average RPI Loss: 194		RECORD	PCT. RANK	GAMES	SCHEDULE	OF SCHEDULE	RPI	RPI	RPI	RPI
DIV. I ONLY		2- 7	274	2- 7	320	323	329	329	29	29
DIV. I NON-CONF.		2- 7	274	2- 7	320	323	329	329	29	29
TOTALS		RPI 1-25	RPI 26-50	W-L RECORDS	RPI 51-100	RPI 101-150	RPI 150+			
2- 7	0- 0		0- 0	OVERALL	0- 0	0- 2	2- 5			
0- 3	0- 0		0- 0	HOME	0- 0	0- 0	0- 3			
2- 4	0- 0		0- 0	AWAY	0- 0	0- 2	2- 2			
0- 0	0- 0		0- 0	NEUTRAL	0- 0	0- 0	0- 0			
2- 7	0- 0		0- 0	NON-CONFERENCE	0- 0	0- 2	2- 5			
0- 3	0- 0		0- 0	HOME	0- 0	0- 0	0- 3			
2- 4	0- 0		0- 0	AWAY	0- 0	0- 2	2- 2			
0- 0	0- 0		0- 0	NEUTRAL	0- 0	0- 0	0- 0			
0- 0	0- 0		0- 0	CONFERENCE	0- 0	0- 0	0- 0			
0- 0	0- 0		0- 0	HOME	0- 0	0- 0	0- 0			
0- 0	0- 0		0- 0	AWAY	0- 0	0- 0	0- 0			
0- 0	0- 0		0- 0	NEUTRAL	0- 0	0- 0	0- 0			

RPI 1-25				RPI 26-50				RPI 51-100				RPI 101+				Team's RPI: 329	
RPI	S	Opponent	Score	RPI	S	Opponent	Score	RPI	S	Opponent	Score	RPI	S	Opponent	Score		
												105	A	Western Ill.	62	83	
												143	A	Stetson	55	72	
												166	H	Cleveland St.	56	66	
												171	H	Indiana St.	61	88	
												218	H	Wright St.	61	71	
												260	A	Evansville	73	63	
												274	A	Illinois St.	49	60	
												281	A	Valparaiso	68	73	
												348	A	Florida A&M	66	50	
LAST 12 Division I GAMES:																	
				105	A	Western Ill.	62	83	143	A	Stetson	55	72				
				166	H	Cleveland St.	56	66	218	H	Wright St.	61	71				
				281	A	Valparaiso	68	73	260	A	Evansville	73	63				
				274	A	Illinois St.	49	60									
				171	H	Indiana St.	61	88									
				348	A	Florida A&M	66	50									

Non-Div I Games:	Ill.-Springfield	74	60	Millikin	97	54
------------------	------------------	----	----	----------	----	----

Eastern Ill.

Loss, Non-Conf, S Site, H Home A Away N Neutral

Average RPI Win: 300		WON-LOST	WINNING	LAST 10	STRENGTH OF	OPP. STRENGTH	TEAM	ADJ.	CONF.	ADJ CONF.
Average RPI Loss: 194		RECORD	PCT. RANK	GAMES	SCHEDULE	OF SCHEDULE	RPI	RPI	RPI	RPI
DIV. I ONLY		2- 6	262	2- 6	233	347	319	319	29	29
DIV. I NON-CONF.		2- 6	262	2- 6	234	347	318	318	29	29
TOTALS		RPI 1-25	RPI 26-50	W-L RECORDS	RPI 51-100	RPI 101-150	RPI 150+			
2- 6	0- 0		0- 0	OVERALL	0- 0	0- 1	2- 5			
1- 3	0- 0		0- 0	HOME	0- 0	0- 1	1- 2			
0- 2	0- 0		0- 0	AWAY	0- 0	0- 0	0- 2			
1- 1	0- 0		0- 0	NEUTRAL	0- 0	0- 0	1- 1			
2- 6	0- 0		0- 0	NON-CONFERENCE	0- 0	0- 1	2- 5			
1- 3	0- 0		0- 0	HOME	0- 0	0- 1	1- 2			
0- 2	0- 0		0- 0	AWAY	0- 0	0- 0	0- 2			
1- 1	0- 0		0- 0	NEUTRAL	0- 0	0- 0	1- 1			
0- 0	0- 0		0- 0	CONFERENCE	0- 0	0- 0	0- 0			
0- 0	0- 0		0- 0	HOME	0- 0	0- 0	0- 0			
0- 0	0- 0		0- 0	AWAY	0- 0	0- 0	0- 0			
0- 0	0- 0		0- 0	NEUTRAL	0- 0	0- 0	0- 0			

RPI 1-25				RPI 26-50				RPI 51-100				RPI 101+				Team's RPI: 319	
RPI	S	Opponent	Score	RPI	S	Opponent	Score	RPI	S	Opponent	Score	RPI	S	Opponent	Score		
												136	H	Western Ky.	63	90	
												160	N	Western Mich.	59	74	
												188	A	Saint Louis	51	78	
												191	H	Akron	57	63	
												230	A	Kent St.	67	80	
												256	H	Bowling Green	57	55	
												257	H	Western Caro.	61	72	
												344	N	Morgan St.	66	58	
LAST 12 Division I GAMES:																	
				160	N	Western Mich.	59	74	191	H	Akron	57	63				
				344	N	Morgan St.	66	58	188	A	Saint Louis	51	78				
				257	H	Western Caro.	61	72	136	H	Western Ky.	63	90				
				230	A	Kent St.	67	80									
				256	H	Bowling Green	57	55									

Non-Div I Games:	Ohio Valley	88	30
------------------	-------------	----	----

Eastern Ky.

■ Loss, ■ Non-Conf, S Site, H Home A Away N Neutral

Average RPI Win:	246	WON-LOST	WINNING	LAST 10	STRENGTH OF	OPP. STRENGTH	TEAM	ADJ.	CONF.	ADJ CONF.
Average RPI Loss:	141	RECORD	PCT. RANK	GAMES	SCHEDULE	OF SCHEDULE	RPI	RPI	RPI	RPI
DIV. I ONLY	3- 7	246	2- 7	177	264	246	246	10	10	
DIV. I NON-CONF.	3- 7	246	3- 7	177	263	246	246	10	10	
TOTALS	RPI 1-25	RPI 26-50	W-L RECORDS	RPI 51-100	RPI 101-150	RPI 150+				
3- 7	0- 0	0- 0	OVERALL	0- 2	0- 2	3- 3				
1- 2	0- 0	0- 0	HOME	0- 0	0- 0	1- 2				
1- 3	0- 0	0- 0	AWAY	0- 1	0- 1	1- 1				
1- 2	0- 0	0- 0	NEUTRAL	0- 1	0- 1	1- 0				
3- 7	0- 0	0- 0	NON-CONFERENCE	0- 2	0- 2	3- 3				
1- 2	0- 0	0- 0	HOME	0- 0	0- 0	1- 2				
1- 3	0- 0	0- 0	AWAY	0- 1	0- 1	1- 1				
1- 2	0- 0	0- 0	NEUTRAL	0- 1	0- 1	1- 0				
0- 0	0- 0	0- 0	CONFERENCE	0- 0	0- 0	0- 0				
0- 0	0- 0	0- 0	HOME	0- 0	0- 0	0- 0				
0- 0	0- 0	0- 0	AWAY	0- 0	0- 0	0- 0				
0- 0	0- 0	0- 0	NEUTRAL	0- 0	0- 0	0- 0				

RPI 1-25			RPI 26-50			RPI 51-100			RPI 101+			Team's RPI: 246
RPI	S	Opponent	Score	RPI	S	Opponent	Score	RPI	S	Opponent	Score	
						60 A Wake Forest	61 89	115 N Northern Colo.		57 58		
						73 N Tulane	50 62	141 A Purdue		50 77		
								177 H Detroit		64 77		
								178 N Georgia St.		69 59		
								198 A Morehead St.		73 78		
								215 H St. Bonaventure		75 56		
								222 H Monmouth		68 75		
								346 A Incarnate Word		66 47		
LAST 12 Division I GAMES:												
141 A Purdue		50 77	222 H Monmouth		68 75							
60 A Wake Forest		61 89	215 H St. Bonaventure		75 56							
198 A Morehead St.		73 78	177 H Detroit		64 77							
178 N Georgia St.		69 59	346 A Incarnate Word		66 47							
			115 N Northern Colo.		57 58							
			73 N Tulane		50 62							

Non-Div I Games: Ferris St. 68 50

Eastern Mich.

Average RPI Win:	262	WON-LOST	WINNING	LAST 10	STRENGTH OF	OPP. STRENGTH	TEAM	ADJ.	CONF.	ADJ CONF.
Average RPI Loss:	38	RECORD	PCT. RANK	GAMES	SCHEDULE	OF SCHEDULE	RPI	RPI	RPI	RPI
DIV. I ONLY	4- 4	156	1- 0	137	133	126	126	18	18	
DIV. I NON-CONF.	4- 4	159	1- 0	136	137	127	127	18	18	
TOTALS	RPI 1-25	RPI 26-50	W-L RECORDS	RPI 51-100	RPI 101-150	RPI 150+				
4- 4	0- 2	0- 1	OVERALL	0- 1	1- 0	3- 0				
1- 1	0- 0	0- 0	HOME	0- 1	0- 0	1- 0				
2- 2	0- 2	0- 0	AWAY	0- 0	1- 0	1- 0				
1- 1	0- 0	0- 1	NEUTRAL	0- 0	0- 0	1- 0				
4- 4	0- 2	0- 1	NON-CONFERENCE	0- 1	1- 0	3- 0				
1- 1	0- 0	0- 0	HOME	0- 1	0- 0	1- 0				
2- 2	0- 2	0- 0	AWAY	0- 0	1- 0	1- 0				
1- 1	0- 0	0- 1	NEUTRAL	0- 0	0- 0	1- 0				
0- 0	0- 0	0- 0	CONFERENCE	0- 0	0- 0	0- 0				
0- 0	0- 0	0- 0	HOME	0- 0	0- 0	0- 0				
0- 0	0- 0	0- 0	AWAY	0- 0	0- 0	0- 0				
0- 0	0- 0	0- 0	NEUTRAL	0- 0	0- 0	0- 0				

RPI 1-25				RPI 26-50				RPI 51-100				RPI 101+ Team's RPI: 126			
RPI	S	Opponent	Score	RPI	S	Opponent	Score	RPI	S	Opponent	Score	RPI	S	Opponent	Score
14	A	Washington	52 100	36	N	Elon	55 76	79	H	Gonzaga	54 73	106	A	CSUN	71 57
23	A	Boise St.	64 67									283	N	Furman	68 56
												308	A	Utah Valley	83 50
												349	H	Cal St. Fullerton	84 67
LAST 12 Division I GAMES:															
283	N	Furman	68 56	106	A	CSUN	71 57	23	A	Boise St.	64 67	36	N	Elon	55 76
79	H	Gonzaga	54 73	308	A	Utah Valley	83 50	14	A	Washington	52 100				
349	H	Cal St. Fullerton	84 67												

Non-Div I Games: Multnomah 88 30

Eastern Wash.

Loss,
Non-Conf, S Site,
H Home
A Away
N Neutral

Average RPI Win:	173	WON-LOST	WINNING	LAST 10	STRENGTH OF	OPP. STRENGTH	TEAM	ADJ.	CONF.	ADJ CONF.
Average RPI Loss:	33	RECORD	PCT. RANK	GAMES	SCHEDULE	OF SCHEDULE	RPI	RPI	RPI	RPI
DIV. I ONLY	5- 4	145	2- 0	14	127	36	36	8	8	
DIV. I NON-CONF.	5- 4	146	2- 0	14	131	36	36	8	8	
TOTALS	RPI 1-25	RPI 26-50	W-L RECORDS	RPI 51-100	RPI 101-150	RPI 150+				
5- 4	0- 1	0- 2	OVERALL	1- 1	1- 0	3- 0				
2- 1	0- 0	0- 0	HOME	1- 1	0- 0	1- 0				
2- 3	0- 1	0- 2	AWAY	0- 0	0- 0	2- 0				
1- 0	0- 0	0- 0	NEUTRAL	0- 0	1- 0	0- 0				
5- 4	0- 1	0- 2	NON-CONFERENCE	1- 1	1- 0	3- 0				
2- 1	0- 0	0- 0	HOME	1- 1	0- 0	1- 0				
2- 3	0- 1	0- 2	AWAY	0- 0	0- 0	2- 0				
1- 0	0- 0	0- 0	NEUTRAL	0- 0	1- 0	0- 0				
0- 0	0- 0	0- 0	CONFERENCE	0- 0	0- 0	0- 0				
0- 0	0- 0	0- 0	HOME	0- 0	0- 0	0- 0				
0- 0	0- 0	0- 0	AWAY	0- 0	0- 0	0- 0				
0- 0	0- 0	0- 0	NEUTRAL	0- 0	0- 0	0- 0				

RPI 1-25				RPI 26-50				Team's RPI: 36	RPI 51-100				RPI 101+			
RPI	S	Opponent	Score	RPI	S	Opponent	Score		RPI	S	Opponent	Score	RPI	S	Opponent	Score
10	A	Green Bay	56 71	28	A	Duke	61 68		60	H	Wake Forest	68 78	126	N	Eastern Wash.	76 55
				35	A	North Carolina	73 78		68	H	Bucknell	64 58	193	A	Central Mich.	71 57
													205	H	Rutgers	66 54
													272	A	ETSU	79 51
LAST 12 Division I GAMES:																
126	N	Eastern Wash.	76 55	193	A	Central Mich.	71 57									
272	A	ETSU	79 51	205	H	Rutgers	66 54									
28	A	Duke	61 68	10	A	Green Bay	56 71									
35	A	North Carolina	73 78													
60	H	Wake Forest	68 78													
68	H	Bucknell	64 58													

Non-Div I Games:

Elon

Average RPI Win:	304	WON-LOST	WINNING	LAST 10	STRENGTH OF	OPP. STRENGTH	TEAM	ADJ.	CONF.	ADJ CONF.
Average RPI Loss:	192	RECORD	PCT. RANK	GAMES	SCHEDULE	OF SCHEDULE	RPI	RPI	RPI	RPI
DIV. I ONLY	3- 6	235	3- 6	201	344	260	260	15	15	
DIV. I NON-CONF.	3- 6	235	3- 6	201	344	260	260	15	15	
TOTALS	RPI 1-25	RPI 26-50	W-L RECORDS	RPI 51-100	RPI 101-150	RPI 150+				
3- 6	0- 0	0- 2	OVERALL	0- 0	0- 0	3- 4				
1- 3	0- 0	0- 0	HOME	0- 0	0- 0	1- 3				
2- 3	0- 0	0- 0	AWAY	0- 0	0- 0	2- 0				
0- 0	0- 0	0- 0	NEUTRAL	0- 0	0- 0	0- 0				
3- 6	0- 0	0- 2	NON-CONFERENCE	0- 0	0- 0	3- 4				
1- 3	0- 0	0- 0	HOME	0- 0	0- 0	1- 3				
2- 3	0- 0	0- 2	AWAY	0- 0	0- 0	2- 1				
0- 0	0- 0	0- 0	NEUTRAL	0- 0	0- 0	0- 0				
0- 0	0- 0	0- 0	CONFERENCE	0- 0	0- 0	0- 0				
0- 0	0- 0	0- 0	HOME	0- 0	0- 0	0- 0				
0- 0	0- 0	0- 0	AWAY	0- 0	0- 0	0- 0				
0- 0	0- 0	0- 0	NEUTRAL	0- 0	0- 0	0- 0				

RPI S	Opponent	Score	RPI S	Opponent	Score	RPI S	Opponent	Score	RPI S	Opponent	Score	Team's RPI: 260
40	A Northwestern	66 88	40	A Northwestern	66 88	166	H Cleveland St.	62 66				
50	A Louisville	47 89	50	A Louisville	47 89	265	A Ball St.	49 84				
						281	A Valparaiso	70 65				
						300	H Southeast Mo. St.	74 76				
						315	H Austin Peay	68 54				
						316	A Murray St.	82 77				
						329	H Eastern Ill.	63 73				
LAST 12 Division I GAMES:												
40	A Northwestern	66 88	50	A Louisville	47 89							
300	H Southeast Mo. St.	74 76	315	H Austin Peay	68 54							
265	A Ball St.	49 84	316	A Murray St.	82 77							
329	H Eastern Ill.	63 73	281	A Valparaiso	70 65							
166	H Cleveland St.	62 66										

Non-Div I Games: Oakland City 108 68

Evansville

Average RPI Win:	250	WON-LOST	WINNING	LAST 10	STRENGTH OF	OPP. STRENGTH	TEAM	ADJ.	CONF.	ADJ CONF.
Average RPI Loss:	154	RECORD	PCT. RANK	GAMES	SCHEDULE	OF SCHEDULE	RPI	RPI	RPI	RPI
DIV. I ONLY	5- 6	181	0- 1	216	191	186	186	26	26	
DIV. I NON-CONF.	5- 6	183	0- 1	214	190	187	187	26	26	
TOTALS	RPI 1-25	RPI 26-50	W-L RECORDS	RPI 51-100	RPI 101-150	RPI 150+				
5- 6	0- 0	0- 0	OVERALL	0- 1	0- 3	5- 2				
3- 0	0- 0	0- 0	HOME	0- 0	0- 0	3- 0				
2- 3	0- 0	0- 0	AWAY	0- 0	0- 2	2- 1				
0- 3	0- 0	0- 0	NEUTRAL	0- 1	0- 1	0- 1				
5- 6	0- 0	0- 0	NON-CONFERENCE	0- 1	0- 3	5- 2				
3- 0	0- 0	0- 0	HOME	0- 0	0- 0	3- 0				
2- 3	0- 0	0- 0	AWAY	0- 0	0- 2	2- 1				
0- 3	0- 0	0- 0	NEUTRAL	0- 1	0- 1	0- 1				
0- 0	0- 0	0- 0	CONFERENCE	0- 0	0- 0	0- 0				
0- 0	0- 0	0- 0	HOME	0- 0	0- 0	0- 0				
0- 0	0- 0	0- 0	AWAY	0- 0	0- 0	0- 0				
0- 0	0- 0	0- 0	NEUTRAL	0- 0	0- 0	0- 0				

RPI 1-25				RPI 26-50				RPI 51-100				RPI 101+				Team's RPI: 186			
RPI	S	Opponent	Score	RPI	S	Opponent	Score	RPI	S	Opponent	Score	RPI	S	Opponent	Score				
								94	N	George Washington	47	76	104	N	Ohio St.	66	79		
													A	Quinnipiac	56	66			
													A	Northern Colo.	74	77			
													A	Hartford	70	63			
													H	FIU	89	42			
													N	Kent St.	64	77			
													A	Illinois	73	82			
													A	Fla. Atlantic	65	50			
													H	Siena	66	42			
													H	N.C. A&T	67	41			
LAST 12 Division I GAMES:																			
						94	N	George Washington	47	76					275	A	Illinois	73	82
						115	A	Northern Colo.	74	77					314	H	N.C. A&T	67	41
						184	H	FIU	89	42					277	A	Fla. Atlantic	65	50
						182	A	Hartford	70	63					295	H	Siena	66	42
						108	A	Quinnipiac	56	66					230	N	Kent St.	64	77
															104	N	Ohio St.	66	79

Non-Div I Games: Ave Maria 101 34

FGCU

Average RPI Win:	208	WON-LOST	WINNING	LAST 10	STRENGTH OF	OPP. STRENGTH	TEAM	ADJ.	CONF.	ADJ CONF.
Average RPI Loss:	77	RECORD	PCT. RANK	GAMES	SCHEDULE	OF SCHEDULE	RPI	RPI	RPI	RPI
DIV. I ONLY	1- 7	308	1- 7	10	160	184	184	12	12	
DIV. I NON-CONF.	1- 7	307	1- 7	10	163	185	185	12	12	
TOTALS	RPI 1-25	RPI 26-50	W-L RECORDS	RPI 51-100	RPI 101-150	RPI 150+				
1- 7	0- 3	0- 0	OVERALL	0- 2	0- 0	1- 2				
1- 5	0- 2	0- 0	HOME	0- 2	0- 0	1- 1				
0- 2	0- 1	0- 0	AWAY	0- 0	0- 0	0- 1				
0- 0	0- 0	0- 0	NEUTRAL	0- 0	0- 0	0- 0				
1- 7	0- 3	0- 0	NON-CONFERENCE	0- 2	0- 0	1- 2				
1- 5	0- 2	0- 0	HOME	0- 2	0- 0	1- 1				
0- 2	0- 1	0- 0	AWAY	0- 0	0- 0	0- 1				
0- 0	0- 0	0- 0	NEUTRAL	0- 0	0- 0	0- 0				
0- 0	0- 0	0- 0	CONFERENCE	0- 0	0- 0	0- 0				
0- 0	0- 0	0- 0	HOME	0- 0	0- 0	0- 0				
0- 0	0- 0	0- 0	AWAY	0- 0	0- 0	0- 0				
0- 0	0- 0	0- 0	NEUTRAL	0- 0	0- 0	0- 0				

RPI 1-25				RPI 26-50				RPI 51-100				RPI 101+ Team's RPI: 184			
RPI	S	Opponent	Score	RPI	S	Opponent	Score	RPI	S	Opponent	Score	RPI	S	Opponent	Score
5	H	Georgetown	53 66					72	H	Jacksonville	56 71	154	H	Weber St.	61 64
12	H	Miami (FL)	49 69					86	H	UCF	52 69	186	A	FGCU	42 89
21	A	South Fla.	41 91									208	H	Robert Morris	59 57
LAST 12 Division I GAMES:															
12	H	Miami (FL)	49 69	21	A	South Fla.	41 91	154	H	Weber St.	61 64	5	H	Georgetown	53 66
72	H	Jacksonville	56 71	208	H	Robert Morris	59 57	186	A	FGCU	42 89	86	H	UCF	52 69

Non-Div I Games:

FIU

FairfieldFairfield

Fairfield

Page 84

Average RPI Win: 278		WON-LOST	WINNING	LAST 10	STRENGTH OF	OPP. STRENGTH	TEAM	ADJ.	CONF.	ADJ CONF.
Average RPI Loss: 233		RECORD	PCT. RANK	GAMES	SCHEDULE	OF SCHEDULE	RPI	RPI	RPI	RPI
DIV. I ONLY		2- 7	274	2- 7	345	286	343	343	32	32
DIV. I NON-CONF.		2- 7	274	2- 7	345	285	343	343	32	32
TOTALS	RPI 1-25		RPI 26-50		W-L RECORDS		RPI 51-100		RPI 101-150	RPI 150+
2- 7	0- 0		0- 0		OVERALL		0- 0		0- 1	2- 6
1- 2	0- 0		0- 0		HOME		0- 0		0- 0	1- 2
1- 5	0- 0		0- 0		AWAY		0- 0		0- 1	1- 4
0- 0	0- 0		0- 0		NEUTRAL		0- 0		0- 0	0- 0
2- 7	0- 0		0- 0		NON-CONFERENCE		0- 0		0- 1	2- 6
1- 2	0- 0		0- 0		HOME		0- 0		0- 0	1- 2
1- 5	0- 0		0- 0		AWAY		0- 0		0- 1	1- 4
0- 0	0- 0		0- 0		NEUTRAL		0- 0		0- 0	0- 0
0- 0	0- 0		0- 0		CONFERENCE		0- 0		0- 0	0- 0
0- 0	0- 0		0- 0		HOME		0- 0		0- 0	0- 0
0- 0	0- 0		0- 0		AWAY		0- 0		0- 0	0- 0
0- 0	0- 0		0- 0		NEUTRAL		0- 0		0- 0	0- 0

RPI 1-25				RPI 26-50				RPI 51-100				RPI 101+				Team's RPI: 343	
RPI	S	Opponent	Score	RPI	S	Opponent	Score	RPI	S	Opponent	Score	RPI	S	Opponent	Score		
												125	A	Army West Point	58	86	
												212	H	Binghamton	69	80	
												221	H	Longwood	75	59	
												222	A	Monmouth	63	72	
												239	A	Saint Peter's	43	65	
												242	A	New Mexico	56	83	
												248	H	Air Force	48	56	
												335	A	NJIT	66	61	
												341	A	UMass Lowell	55	61	
LAST 12 Division I GAMES:																	
				341	A	UMass Lowell	55	61	239	A	Saint Peter's	43	65				
				212	H	Binghamton	69	80	222	A	Monmouth	63	72				
				125	A	Army West Point	58	86	242	A	New Mexico	56	83				
				248	H	Air Force	48	56									
				335	A	NJIT	66	61									
				221	H	Longwood	75	59									

Non-Div I Games: Queens (NY)

54 70

Fairleigh Dickinson

Loss, Non-Conf, S Site, H Home A Away N Neutral

Average RPI Win:	239	WON-LOST	WINNING	LAST 10	STRENGTH OF	OPP. STRENGTH	TEAM	ADJ.	CONF.	ADJ CONF.
Average RPI Loss:	168	RECORD	PCT. RANK	GAMES	SCHEDULE	OF SCHEDULE	RPI	RPI	RPI	RPI
DIV. I ONLY	3- 7	246	3- 7	128	333	277	277	12	12	
DIV. I NON-CONF.	3- 7	246	3- 7	128	333	275	275	12	12	
TOTALS	RPI 1-25	RPI 26-50	W-L RECORDS	RPI 51-100	RPI 101-150	RPI 150+				
3- 7	0- 0	0- 0	OVERALL	0- 1	0- 3	3- 3				
3- 3	0- 0	0- 0	HOME	0- 0	0- 1	3- 2				
0- 4	0- 0	0- 0	AWAY	0- 1	0- 2	0- 1				
0- 0	0- 0	0- 0	NEUTRAL	0- 0	0- 0	0- 0				
3- 7	0- 0	0- 0	NON-CONFERENCE	0- 1	0- 3	3- 3				
3- 3	0- 0	0- 0	HOME	0- 0	0- 1	3- 2				
0- 4	0- 0	0- 0	AWAY	0- 1	0- 2	0- 1				
0- 0	0- 0	0- 0	NEUTRAL	0- 0	0- 0	0- 0				
0- 0	0- 0	0- 0	CONFERENCE	0- 0	0- 0	0- 0				
0- 0	0- 0	0- 0	HOME	0- 0	0- 0	0- 0				
0- 0	0- 0	0- 0	AWAY	0- 0	0- 0	0- 0				
0- 0	0- 0	0- 0	NEUTRAL	0- 0	0- 0	0- 0				

RPI S	Opponent	Score	RPI S	Opponent	Score	RPI S	Opponent	Score	RPI S	Opponent	Score
						90	A Mercer	57 74	109	H UMES	59 76
									139	A Grand Canyon	60 81
									144	A Arizona	67 77
									171	H Indiana St.	70 67
									186	H FGCU	50 65
									231	A North Florida	88 95
									236	H Jacksonville St.	63 55
									279	H Richmond	67 77
									310	H Jackson St.	67 58
LAST 12 Division I GAMES:											
279	H Richmond	67 77	109	H UMES	59 76						
236	H Jacksonville St.	63 55	310	H Jackson St.	67 58						
231	A North Florida	88 95	186	H FGCU	50 65						
90	A Mercer	57 74	139	A Grand Canyon	60 81						
171	H Indiana St.	70 67	144	A Arizona	67 77						

Non-Div I Games: Fla. Memorial 84 64

Fla. Atlantic

Average RPI Win:	170	WON-LOST	WINNING	LAST 10	STRENGTH OF	OPP. STRENGTH	TEAM	ADJ.	CONF.	ADJ CONF.
Average RPI Loss:	22	RECORD	PCT. RANK	GAMES	SCHEDULE	OF SCHEDULE	RPI	RPI	RPI	RPI
DIV. I ONLY	7- 3	83	7- 3	54	50	22	22	1	1	
DIV. I NON-CONF.	7- 3	83	7- 3	54	50	22	22	1	1	
TOTALS	RPI 1-25	RPI 26-50	W-L RECORDS	RPI 51-100	RPI 101-150	RPI 150+				
7- 3	0- 2	1- 1	OVERALL	0- 0	3- 0	3- 0				
0- 0	0- 0	0- 0	HOME	0- 0	0- 0	0- 0				
2- 3	0- 2	0- 1	AWAY	0- 0	1- 0	1- 0				
5- 0	0- 0	1- 0	NEUTRAL	0- 0	2- 0	2- 0				
7- 3	0- 2	1- 1	NON-CONFERENCE	0- 0	3- 0	3- 0				
0- 0	0- 0	0- 0	HOME	0- 0	0- 0	0- 0				
2- 3	0- 2	0- 1	AWAY	0- 0	1- 0	1- 0				
5- 0	0- 0	1- 0	NEUTRAL	0- 0	2- 0	2- 0				
0- 0	0- 0	0- 0	CONFERENCE	0- 0	0- 0	0- 0				
0- 0	0- 0	0- 0	HOME	0- 0	0- 0	0- 0				
0- 0	0- 0	0- 0	AWAY	0- 0	0- 0	0- 0				
0- 0	0- 0	0- 0	NEUTRAL	0- 0	0- 0	0- 0				

RPI 1-25				RPI 26-50				RPI 51-100				RPI 101+			
RPI	S	Opponent	Score	RPI	S	Opponent	Score	RPI	S	Opponent	Score	RPI	S	Opponent	Score
6	A	Florida St.	58 83	40	A	Northwestern	68 73					116	A	Chattanooga	72 61
19	A	Arizona St.	63 69	47	N	Temple	83 76					119	N	Long Beach St.	83 53
												132	N	South Ala.	85 33
												180	N	Wofford	74 51
												280	A	Arkansas St.	71 60
												314	N	N.C. A&T	67 38
LAST 12 Division I GAMES:															
314	N	N.C. A&T	67 38	6	A	Florida St.	58 83								
47	N	Temple	83 76	19	A	Arizona St.	63 69								
116	A	Chattanooga	72 61	119	N	Long Beach St.	83 53								
132	N	South Ala.	85 33	180	N	Wofford	74 51								
				40	A	Northwestern	68 73								
				280	A	Arkansas St.	71 60								

Non-Div I Games:

Florida

Average RPI Win:	0	WON-LOST	WINNING	LAST 10	STRENGTH OF	OPP. STRENGTH	TEAM	ADJ.	CONF.	ADJ CONF.
Average RPI Loss:	237	RECORD	PCT. RANK	GAMES	SCHEDULE	OF SCHEDULE	RPI	RPI	RPI	RPI
DIV. I ONLY	0- 8	332	0- 8	307	346	348	348	31	31	
DIV. I NON-CONF.	0- 8	332	0- 8	307	346	348	348	31	31	
TOTALS	RPI 1-25	RPI 26-50	W-L RECORDS	RPI 51-100	RPI 101-150	RPI 150+				
0- 8	0- 0	0- 0	OVERALL	0- 0	0- 0	0- 8				
0- 4	0- 0	0- 0	HOME	0- 0	0- 0	0- 4				
0- 2	0- 0	0- 0	AWAY	0- 0	0- 0	0- 2				
0- 2	0- 0	0- 0	NEUTRAL	0- 0	0- 0	0- 2				
0- 8	0- 0	0- 0	NON-CONFERENCE	0- 0	0- 0	0- 8				
0- 4	0- 0	0- 0	HOME	0- 0	0- 0	0- 4				
0- 2	0- 0	0- 0	AWAY	0- 0	0- 0	0- 2				
0- 2	0- 0	0- 0	NEUTRAL	0- 0	0- 0	0- 2				
0- 0	0- 0	0- 0	CONFERENCE	0- 0	0- 0	0- 0				
0- 0	0- 0	0- 0	HOME	0- 0	0- 0	0- 0				
0- 0	0- 0	0- 0	AWAY	0- 0	0- 0	0- 0				
0- 0	0- 0	0- 0	NEUTRAL	0- 0	0- 0	0- 0				

RPI 1-25			RPI 26-50			RPI 51-100			RPI 101+			Team's RPI: 348
RPI	S	Opponent	Score	RPI	S	Opponent	Score	RPI	S	Opponent	Score	
								174	H	Omaha	50	70
								190	A	Marshall	67	77
								198	H	Morehead St.	48	53
								231	A	North Florida	60	71
								236	N	Jacksonville St.	54	66
								257	H	Western Caro.	61	62
								279	N	Richmond	51	64
								329	H	Eastern Ill.	50	66
LAST 12 Division I GAMES:												
174	H	Omaha	50	70	236	N	Jacksonville St.	54	66			
198	H	Morehead St.	48	53	279	N	Richmond	51	64			
257	H	Western Caro.	61	62	329	H	Eastern Ill.	50	66			
					190	A	Marshall	67	77			
					231	A	North Florida	60	71			

Non-Div I Games: Thomas (GA) 74 65

Florida A&M

■ Loss,
 ■ Non-Conf,
 ■ S Site,
 ■ H Home
 ■ A Away
 N Neutral

Average RPI Win:	130	WON-LOST	WINNING	LAST 10	STRENGTH OF	OPP. STRENGTH	TEAM	ADJ.	CONF.	ADJ CONF.
Average RPI Loss:	1	RECORD	PCT. RANK	GAMES	SCHEDULE	OF SCHEDULE	RPI	RPI	RPI	RPI
DIV. I ONLY	10- 1	14	9- 1	16	59	6	6	3	3	
DIV. I NON-CONF.	10- 1	14	10- 1	16	59	6	6	3	3	
TOTALS	RPI 1-25	RPI 26-50	W-L RECORDS	RPI 51-100	RPI 101-150	RPI 150+				
10- 1	2- 1	1- 0	OVERALL	2- 0	2- 0	3- 0				
5- 1	1- 1	0- 0	HOME	1- 0	1- 0	2- 0				
2- 0	1- 0	0- 0	AWAY	0- 0	1- 0	0- 0				
3- 0	0- 0	1- 0	NEUTRAL	1- 0	0- 0	1- 0				
10- 1	2- 1	1- 0	NON-CONFERENCE	2- 0	2- 0	3- 0				
5- 1	1- 1	0- 0	HOME	1- 0	1- 0	2- 0				
2- 0	1- 0	0- 0	AWAY	0- 0	1- 0	0- 0				
3- 0	0- 0	1- 0	NEUTRAL	1- 0	0- 0	1- 0				
0- 0	0- 0	0- 0	CONFERENCE	0- 0	0- 0	0- 0				
0- 0	0- 0	0- 0	HOME	0- 0	0- 0	0- 0				
0- 0	0- 0	0- 0	AWAY	0- 0	0- 0	0- 0				
0- 0	0- 0	0- 0	NEUTRAL	0- 0	0- 0	0- 0				

RPI 1-25				RPI 26-50				RPI 51-100				RPI 101+			
RPI	S	Opponent	Score	RPI	S	Opponent	Score	RPI	S	Opponent	Score	RPI	S	Opponent	Score
1	H	UConn	76 78	26	N	Michigan	76 62	72	H	Jacksonville	90 47	135	H	James Madison	84 64
11	A	Minnesota	75 61					79	N	Gonzaga	87 69	150	A	UAB	93 47
22	H	Florida	83 58									236	H	Jacksonville St.	73 62
												257	H	Western Caro.	90 41
												313	N	Winthrop	98 35
LAST 12 Division I GAMES:															
22	H	Florida	83 58	150	A	UAB	93 47	135	H	James Madison	84 64				
257	H	Western Caro.	90 41					72	H	Jacksonville	90 47				
11	A	Minnesota	75 61					1	H	UConn	76 78				
26	N	Michigan	76 62					236	H	Jacksonville St.	73 62				
79	N	Gonzaga	87 69												
313	N	Winthrop	98 35												

Non-Div I Games:

Florida St.

Average RPI Win:	169	WON-LOST	WINNING	LAST 10	STRENGTH OF	OPP. STRENGTH	TEAM	ADJ.	CONF.	ADJ CONF.
Average RPI Loss:	80	RECORD	PCT. RANK	GAMES	SCHEDULE	OF SCHEDULE	RPI	RPI	RPI	RPI
DIV. I ONLY	8- 4	99	7- 3	145	22	107	107	14	14	
DIV. I NON-CONF.	7- 4	112	7- 4	149	35	118	118	14	14	
TOTALS	RPI 1-25	RPI 26-50	W-L RECORDS	RPI 51-100	RPI 101-150	RPI 150+				
8- 4	0- 1	0- 0	OVERALL	2- 2	1- 0	5- 1				
7- 1	0- 0	0- 0	HOME	2- 1	1- 0	4- 0				
0- 2	0- 1	0- 0	AWAY	0- 0	0- 0	0- 0				
1- 1	0- 0	0- 0	NEUTRAL	0- 1	0- 0	1- 0				
7- 4	0- 1	0- 0	NON-CONFERENCE	1- 2	1- 0	5- 1				
6- 1	0- 0	0- 0	HOME	1- 1	1- 0	4- 0				
0- 2	0- 1	0- 0	AWAY	0- 0	0- 0	0- 1				
1- 1	0- 0	0- 0	NEUTRAL	0- 1	0- 0	1- 0				
1- 0	0- 0	0- 0	CONFERENCE	1- 0	0- 0	0- 0				
1- 0	0- 0	0- 0	HOME	1- 0	0- 0	0- 0				
0- 0	0- 0	0- 0	AWAY	0- 0	0- 0	0- 0				
0- 0	0- 0	0- 0	NEUTRAL	0- 0	0- 0	0- 0				

RPI 1-25				RPI 26-50				RPI 51-100				RPI 101+				Team's RPI: 107	
RPI	S	Opponent	Score	RPI	S	Opponent	Score	RPI	S	Opponent	Score	RPI	S	Opponent	Score		
2	A	Notre Dame	36 67					58	N	Texas Tech	50 59	147	H	Albany (NY)	89 82		
								66	H	Little Rock	65 43	167	H	Manhattan	63 60		
								67	H	Duquesne	64 51	172	H	Boston College	56 49		
								85	H	St. John's (NY)	45 59	173	A	Iona	46 55		
												209	H	Princeton	57 55		
												243	N	Grambling	59 53		
												283	H	Furman	60 47		
LAST 12 Division I GAMES:																	
209	H	Princeton	57 55	167	H	Manhattan	63 60										
173	A	Iona	46 55	85	H	St. John's (NY)	45 59										
172	H	Boston College	56 49	147	H	Albany (NY)	89 82										
67	H	Duquesne	64 51	66	H	Little Rock	65 43										
243	N	Grambling	59 53	2	A	Notre Dame	36 67										
58	N	Texas Tech	50 59	283	H	Furman	60 47										

Non-Div I Games:

Fordham

 Loss,
 Non-Conf,
S Site,
 Home
 Away
N Neutral

Average RPI Win: 307		WON-LOST	WINNING	LAST 10	STRENGTH OF	OPP. STRENGTH	TEAM	ADJ.	CONF.	ADJ CONF.
Average RPI Loss: 219		RECORD	PCT. RANK	GAMES	SCHEDULE	OF SCHEDULE	RPI	RPI	RPI	RPI
DIV. I ONLY		1- 7	308	1- 7	311	287	338	338	16	16
DIV. I NON-CONF.		1- 7	307	1- 7	312	286	338	338	16	16
TOTALS	RPI 1-25		RPI 26-50		W-L RECORDS	RPI 51-100	RPI 101-150		RPI 150+	
1- 7	0- 0		0- 0		OVERALL	0- 0	0- 1		1- 6	
0- 3	0- 0		0- 0		HOME	0- 0	0- 1		0- 2	
1- 4	0- 0		0- 0		AWAY	0- 0	0- 0		1- 4	
0- 0	0- 0		0- 0		NEUTRAL	0- 0	0- 0		0- 0	
1- 7	0- 0		0- 0		NON-CONFERENCE	0- 0	0- 1		1- 6	
0- 3	0- 0		0- 0		HOME	0- 0	0- 1		0- 2	
1- 4	0- 0		0- 0		AWAY	0- 0	0- 0		1- 4	
0- 0	0- 0		0- 0		NEUTRAL	0- 0	0- 0		0- 0	
0- 0	0- 0		0- 0		CONFERENCE	0- 0	0- 0		0- 0	
0- 0	0- 0		0- 0		HOME	0- 0	0- 0		0- 0	
0- 0	0- 0		0- 0		AWAY	0- 0	0- 0		0- 0	
0- 0	0- 0		0- 0		NEUTRAL	0- 0	0- 0		0- 0	

RPI 1-25				RPI 26-50				RPI 51-100				RPI 101+				Team's RPI: 338	
RPI	S	Opponent	Score	RPI	S	Opponent	Score	RPI	S	Opponent	Score	RPI	S	Opponent	Score		
												103	H	Belmont	59	85	
												160	A	Western Mich.	35	61	
												214	H	Oakland	61	82	
												230	A	Kent St.	55	66	
												250	A	Butler	64	70	
												275	A	Illinois	33	56	
												298	H	Coastal Caro.	57	72	
												307	A	Ill.-Chicago	61	55	
LAST 12 Division I GAMES:																	
				275	A	Illinois	33	56	307	A	Ill.-Chicago	61	55				
				230	A	Kent St.	55	66	160	A	Western Mich.	35	61				
				298	H	Coastal Caro.	57	72									
				214	H	Oakland	61	82									
				250	A	Butler	64	70									
				103	H	Belmont	59	85									

Non-Div I Games: Defiance

76 58 Trine

71 80

Fort Wayne

■ Loss, ■ Non-Conf, S Site, H Home A Away N Neutral

Average RPI Win:	201	WON-LOST	WINNING	LAST 10	STRENGTH OF	OPP. STRENGTH	TEAM	ADJ.	CONF.	ADJ CONF.
Average RPI Loss:	104	RECORD	PCT. RANK	GAMES	SCHEDULE	OF SCHEDULE	RPI	RPI	RPI	RPI
DIV. I ONLY	4- 4	156	4- 4	126	128	149	149	11	11	
DIV. I NON-CONF.	4- 4	159	4- 4	126	132	151	151	11	11	
TOTALS	RPI 1-25	RPI 26-50	W-L RECORDS	RPI 51-100	RPI 101-150	RPI 150+				
4- 4	0- 2	0- 0	OVERALL	0- 0	1- 1	3- 1				
1- 3	0- 1	0- 0	HOME	0- 0	0- 1	1- 1				
1- 1	0- 1	0- 0	AWAY	0- 0	0- 0	1- 0				
2- 0	0- 0	0- 0	NEUTRAL	0- 0	1- 0	1- 0				
4- 4	0- 2	0- 0	NON-CONFERENCE	0- 0	1- 1	3- 1				
1- 3	0- 1	0- 0	HOME	0- 0	0- 1	1- 1				
1- 1	0- 1	0- 0	AWAY	0- 0	0- 0	1- 0				
2- 0	0- 0	0- 0	NEUTRAL	0- 0	1- 0	1- 0				
0- 0	0- 0	0- 0	CONFERENCE	0- 0	0- 0	0- 0				
0- 0	0- 0	0- 0	HOME	0- 0	0- 0	0- 0				
0- 0	0- 0	0- 0	AWAY	0- 0	0- 0	0- 0				
0- 0	0- 0	0- 0	NEUTRAL	0- 0	0- 0	0- 0				

RPI 1-25				RPI 26-50				RPI 51-100				RPI 101+ Team's RPI: 149			
RPI	S	Opponent	Score	RPI	S	Opponent	Score	RPI	S	Opponent	Score	RPI	S	Opponent	Score
9	H	Utah	55 65									103	N	Belmont	62 53
14	A	Washington	54 85									106	H	CSUN	57 61
												153	H	San Francisco	61 48
												237	A	Pacific	74 67
												287	H	UC Santa Barbara	49 50
												309	N	UC Irvine	63 45
LAST 12 Division I GAMES:															
106	H	CSUN	57 61	287	H	UC Santa Barbara	49 50								
9	H	Utah	55 65	237	A	Pacific	74 67								
				14	A	Washington	54 85								
				153	H	San Francisco	61 48								
				309	N	UC Irvine	63 45								
				103	N	Belmont	62 53								

Non-Div I Games: Biola 71 50 Cal St. Dom. Hills 73 60

Fresno St.

Loss, Non-Conf, S Site, H Home A Away N Neutral

Average RPI Win:	229	WON-LOST	WINNING	LAST 10	STRENGTH OF	OPP. STRENGTH	TEAM	ADJ.	CONF.	ADJ CONF.
Average RPI Loss:	147	RECORD	PCT. RANK	GAMES	SCHEDULE	OF SCHEDULE	RPI	RPI	RPI	RPI
DIV. I ONLY	2- 8	286	0- 1	156	201	283	283	20	20	
DIV. I NON-CONF.	2- 8	284	0- 1	157	201	281	281	20	20	
TOTALS	RPI 1-25	RPI 26-50	W-L RECORDS	RPI 51-100	RPI 101-150	RPI 150+				
2- 8	0- 0	0- 1	OVERALL	0- 1	0- 2	2- 4				
2- 1	0- 0	0- 0	HOME	0- 0	0- 0	2- 1				
0- 6	0- 0	0- 0	AWAY	0- 0	0- 0	0- 1				
0- 1	0- 0	0- 0	NEUTRAL	0- 0	0- 1	0- 0				
2- 8	0- 0	0- 1	NON-CONFERENCE	0- 1	0- 2	2- 4				
2- 1	0- 0	0- 0	HOME	0- 0	0- 0	2- 1				
0- 6	0- 0	0- 1	AWAY	0- 1	0- 1	0- 3				
0- 1	0- 0	0- 0	NEUTRAL	0- 0	0- 1	0- 0				
0- 0	0- 0	0- 0	CONFERENCE	0- 0	0- 0	0- 0				
0- 0	0- 0	0- 0	HOME	0- 0	0- 0	0- 0				
0- 0	0- 0	0- 0	AWAY	0- 0	0- 0	0- 0				
0- 0	0- 0	0- 0	NEUTRAL	0- 0	0- 0	0- 0				

RPI 1-25				RPI 26-50				RPI 51-100				RPI 101+ Team's RPI: 283			
RPI	S	Opponent	Score	RPI	S	Opponent	Score	RPI	S	Opponent	Score	RPI	S	Opponent	Score
				32	A	Georgia	62 67	60	A	Wake Forest	52 59	107	A	Fordham	47 60
												126	N	Eastern Wash.	56 68
												157	H	UNC Asheville	63 51
												169	H	VCU	61 75
												193	A	Central Mich.	71 81
												197	A	UNCW	52 56
												290	A	Davidson	61 71
												301	H	USC Upstate	57 37
LAST 12 Division I GAMES:															
				193	A	Central Mich.	71 81	32	A	Georgia	62 67				
				290	A	Davidson	61 71	157	H	UNC Asheville	63 51				
				197	A	UNCW	52 56	301	H	USC Upstate	57 37				
				169	H	VCU	61 75	60	A	Wake Forest	52 59				
								126	N	Eastern Wash.	56 68				
								107	A	Fordham	47 60				

Non-Div I Games: Mars Hill 81 46 Newberry 67 41

Furman

Ga. Southern

Through Games Of Dec. 18, 2016

Average RPI Win:	310	WON-LOST	WINNING	LAST 10	STRENGTH OF	OPP. STRENGTH	TEAM	ADJ.	CONF.	ADJ CONF.
Average RPI Loss:	123	RECORD	PCT. RANK	GAMES	SCHEDULE	OF SCHEDULE	RPI	RPI	RPI	RPI
DIV. I ONLY	2- 7	274	2- 7	63	328	217	217	19	19	
DIV. I NON-CONF.	2- 7	274	2- 7	63	328	218	218	19	19	
TOTALS	RPI 1-25	RPI 26-50	W-L RECORDS	RPI 51-100	RPI 101-150	RPI 150+				
2- 7	0- 0	0- 0	OVERALL	0- 3	0- 3	2- 1				
1- 2	0- 0	0- 0	HOME	0- 2	0- 0	1- 0				
1- 5	0- 0	0- 0	AWAY	0- 1	0- 3	1- 1				
0- 0	0- 0	0- 0	NEUTRAL	0- 0	0- 0	0- 0				
2- 7	0- 0	0- 0	NON-CONFERENCE	0- 3	0- 3	2- 1				
1- 2	0- 0	0- 0	HOME	0- 2	0- 0	1- 0				
1- 5	0- 0	0- 0	AWAY	0- 1	0- 3	1- 1				
0- 0	0- 0	0- 0	NEUTRAL	0- 0	0- 0	0- 0				
0- 0	0- 0	0- 0	CONFERENCE	0- 0	0- 0	0- 0				
0- 0	0- 0	0- 0	HOME	0- 0	0- 0	0- 0				
0- 0	0- 0	0- 0	AWAY	0- 0	0- 0	0- 0				
0- 0	0- 0	0- 0	NEUTRAL	0- 0	0- 0	0- 0				

RPI 1-25				RPI 26-50				RPI 51-100				RPI 101+				Team's RPI: 217	
RPI	S	Opponent	Score	RPI	S	Opponent	Score	RPI	S	Opponent	Score	RPI	S	Opponent	Score		
								86	H	UCF	54	74	102	A	Alabama	48	66
								90	H	Mercer	56	77	127	A	Charleston So.	54	55
								92	A	Clemson	47	58	129	A	IUPUI	57	83
													236	A	Jacksonville St.	55	67
													305	A	Savannah St.	50	45
													314	H	N.C. A&T	65	50
LAST 12 Division I GAMES:																	
				86	H	UCF	54	74	236	A	Jacksonville St.	55	67				
				127	A	Charleston So.	54	55	92	A	Clemson	47	58				
				305	A	Savannah St.	50	45	314	H	N.C. A&T	65	50				
				90	H	Mercer	56	77									
				129	A	IUPUI	57	83									
				102	A	Alabama	48	66									

Non-Div I Games: Thomas (GA) 106 43

Ga. Southern

■ Loss,
 ■ Non-Conf, S Site,
 ■ Home
 ■ Away
 N Neutral

Average RPI Win:	301	WON-LOST	WINNING	LAST 10	STRENGTH OF	OPP. STRENGTH	TEAM	ADJ.	CONF.	ADJ CONF.
Average RPI Loss:	135	RECORD	PCT. RANK	GAMES	SCHEDULE	OF SCHEDULE	RPI	RPI	RPI	RPI
DIV. I ONLY	1- 5	300	0- 1	91	308	223	223	25	25	
DIV. I NON-CONF.	1- 5	297	0- 1	92	308	223	223	25	25	
TOTALS	RPI 1-25	RPI 26-50	W-L RECORDS	RPI 51-100	RPI 101-150	RPI 150+				
1- 5	0- 1	0- 0	OVERALL	0- 1	0- 1	1- 2				
0- 0	0- 0	0- 0	HOME	0- 0	0- 0	0- 0				
1- 3	0- 1	0- 0	AWAY	0- 0	0- 0	1- 0				
0- 2	0- 0	0- 0	NEUTRAL	0- 0	0- 1	0- 1				
1- 5	0- 1	0- 0	NON-CONFERENCE	0- 1	0- 1	1- 2				
0- 0	0- 0	0- 0	HOME	0- 0	0- 0	0- 0				
1- 3	0- 1	0- 0	AWAY	0- 1	0- 0	1- 1				
0- 2	0- 0	0- 0	NEUTRAL	0- 0	0- 1	0- 1				
0- 0	0- 0	0- 0	CONFERENCE	0- 0	0- 0	0- 0				
0- 0	0- 0	0- 0	HOME	0- 0	0- 0	0- 0				
0- 0	0- 0	0- 0	AWAY	0- 0	0- 0	0- 0				
0- 0	0- 0	0- 0	NEUTRAL	0- 0	0- 0	0- 0				

RPI 1-25				RPI 26-50				RPI 51-100				RPI 101+ Team's RPI: 223			
RPI	S	Opponent	Score	RPI	S	Opponent	Score	RPI	S	Opponent	Score	RPI	S	Opponent	Score
18	A	Virginia Tech	42 76					86	A	UCF	52 66	150	N	UAB	49 59
												180	A	Wofford	66 75
												241	N	Appalachian St.	67 72
												301	A	USC Upstate	57 53
LAST 12 Division I GAMES:															
301	A	USC Upstate	57 53	241	N	Appalachian St.	67 72								
180	A	Wofford	66 75	86	A	UCF	52 66								
150	N	UAB	49 59	18	A	Virginia Tech	42 76								

Non-Div I Games: Converse 68 38 Montreat 92 45

Gardner-Webb

Loss, Non-Conf, S Site, Home Away N Neutral

George Mason

Through Games Of Dec. 18, 2016

Average RPI Win:	218	WON-LOST	WINNING	LAST 10	STRENGTH OF	OPP. STRENGTH	TEAM	ADJ.	CONF.	ADJ CONF.
Average RPI Loss:	100	RECORD	PCT. RANK	GAMES	SCHEDULE	OF SCHEDULE	RPI	RPI	RPI	RPI
DIV. I ONLY	6- 5	152	5- 5	106	209	110	110	14	14	
DIV. I NON-CONF.	5- 5	159	5- 5	102	180	119	119	14	14	
TOTALS	RPI 1-25	RPI 26-50	W-L RECORDS	RPI 51-100	RPI 101-150	RPI 150+				
6- 5	0- 1	0- 1	OVERALL	1- 0	0- 2	5- 1				
2- 2	0- 0	0- 1	HOME	1- 0	0- 1	1- 0				
4- 3	0- 1	0- 0	AWAY	0- 0	0- 1	4- 1				
0- 0	0- 0	0- 0	NEUTRAL	0- 0	0- 0	0- 0				
5- 5	0- 1	0- 1	NON-CONFERENCE	1- 0	0- 2	4- 1				
2- 2	0- 0	0- 1	HOME	1- 0	0- 1	1- 0				
3- 3	0- 1	0- 0	AWAY	0- 0	0- 1	3- 1				
0- 0	0- 0	0- 0	NEUTRAL	0- 0	0- 0	0- 0				
1- 0	0- 0	0- 0	CONFERENCE	0- 0	0- 0	1- 0				
0- 0	0- 0	0- 0	HOME	0- 0	0- 0	0- 0				
1- 0	0- 0	0- 0	AWAY	0- 0	0- 0	1- 0				
0- 0	0- 0	0- 0	NEUTRAL	0- 0	0- 0	0- 0				

RPI 1-25				RPI 26-50				RPI 51-100				RPI 101+ Team's RPI: 110			
RPI	S	Opponent	Score	RPI	S	Opponent	Score	RPI	S	Opponent	Score	RPI	S	Opponent	Score
5	A	Georgetown	56 69	49	H	SFA	76 77	98	H	Radford	70 56	124	A	Delaware	51 67
												144	H	Arizona	70 81
												177	A	Detroit	55 54
												179	A	Towson	75 79
												201	H	Norfolk St.	60 33
												264	A	Massachusetts	66 55
												274	A	Illinois St.	72 46
												293	A	LIU Brooklyn	64 48
LAST 12 Division I GAMES:															
274	A	Illinois St.	72 46	177	A	Detroit	55 54								
5	A	Georgetown	56 69	179	A	Towson	75 79								
264	A	Massachusetts	66 55	49	H	SFA	76 77								
124	A	Delaware	51 67	201	H	Norfolk St.	60 33								
98	H	Radford	70 56	144	H	Arizona	70 81								
				293	A	LIU Brooklyn	64 48								

Non-Div I Games:

George Mason

■ Loss,
■ Non-Conf, S Site,
■ Home
■ Away
N Neutral

Average RPI Win:	199	WON-LOST	WINNING	LAST 10	STRENGTH OF	OPP. STRENGTH	TEAM	ADJ.	CONF.	ADJ CONF.
Average RPI Loss:	99	RECORD	PCT. RANK	GAMES	SCHEDULE	OF SCHEDULE	RPI	RPI	RPI	RPI
DIV. I ONLY	7- 4	114	7- 3	158	90	94	94	14	14	
DIV. I NON-CONF.	6- 4	129	6- 4	159	79	106	106	14	14	
TOTALS	RPI 1-25	RPI 26-50	W-L RECORDS	RPI 51-100	RPI 101-150	RPI 150+				
7- 4	0- 1	0- 0	OVERALL	0- 2	2- 0	5- 1				
4- 0	0- 0	0- 0	HOME	0- 0	0- 0	4- 0				
1- 3	0- 1	0- 0	AWAY	0- 1	1- 0	0- 1				
2- 1	0- 0	0- 0	NEUTRAL	0- 1	1- 0	1- 0				
6- 4	0- 1	0- 0	NON-CONFERENCE	0- 2	2- 0	4- 1				
3- 0	0- 0	0- 0	HOME	0- 0	0- 0	3- 0				
1- 3	0- 1	0- 0	AWAY	0- 1	1- 0	0- 1				
2- 1	0- 0	0- 0	NEUTRAL	0- 1	1- 0	1- 0				
1- 0	0- 0	0- 0	CONFERENCE	0- 0	0- 0	1- 0				
1- 0	0- 0	0- 0	HOME	0- 0	0- 0	1- 0				
0- 0	0- 0	0- 0	AWAY	0- 0	0- 0	0- 0				
0- 0	0- 0	0- 0	NEUTRAL	0- 0	0- 0	0- 0				

RPI 1-25				RPI 26-50				RPI 51-100				Team's RPI: 94	RPI 101+			
RPI	S	Opponent	Score	RPI	S	Opponent	Score	RPI	S	Opponent	Score		RPI	S	Opponent	Score
5	A	Georgetown	57 72					65	A	South Dakota St.	55 60		130	A	Villanova	72 69
								95	N	Syracuse	71 74		136	N	Western Ky.	68 49
													169	H	VCU	81 67
													186	N	FGCU	76 47
													209	H	Princeton	56 45
													229	A	American	61 66
													275	H	Illinois	72 56
													285	H	Coppin St.	77 46
LAST 12 Division I GAMES:																
65	A	South Dakota St.	55 60	136	N	Western Ky.	68 49									
229	A	American	61 66	186	N	FGCU	76 47									
275	H	Illinois	72 56	95	N	Syracuse	71 74									
169	H	VCU	81 67	130	A	Villanova	72 69									
5	A	Georgetown	57 72	285	H	Coppin St.	77 46									
				209	H	Princeton	56 45									

Non-Div I Games:

George Washington

 Loss,
 Non-Conf,
 S Site,
 H Home
 A Away
N Neutral

Average RPI Win:	132	WON-LOST	WINNING	LAST 10	STRENGTH OF	OPP. STRENGTH	TEAM	ADJ.	CONF.	ADJ CONF.
Average RPI Loss:	15	RECORD	PCT. RANK	GAMES	SCHEDULE	OF SCHEDULE	RPI	RPI	RPI	RPI
DIV. I ONLY	8- 2	40	8- 2	11	83	5	5	6	6	
DIV. I NON-CONF.	8- 2	40	8- 2	11	84	5	5	6	6	
TOTALS	RPI 1-25	RPI 26-50	W-L RECORDS	RPI 51-100	RPI 101-150	RPI 150+				
8- 2	0- 2	1- 0	OVERALL	1- 0	3- 0	3- 0				
3- 0	0- 0	0- 0	HOME	1- 0	2- 0	0- 0				
3- 2	0- 2	0- 0	AWAY	0- 0	1- 0	2- 0				
2- 0	0- 0	1- 0	NEUTRAL	0- 0	0- 0	1- 0				
8- 2	0- 2	1- 0	NON-CONFERENCE	1- 0	3- 0	3- 0				
3- 0	0- 0	0- 0	HOME	1- 0	2- 0	0- 0				
3- 2	0- 2	0- 0	AWAY	0- 0	1- 0	2- 0				
2- 0	0- 0	1- 0	NEUTRAL	0- 0	0- 0	1- 0				
0- 0	0- 0	0- 0	CONFERENCE	0- 0	0- 0	0- 0				
0- 0	0- 0	0- 0	HOME	0- 0	0- 0	0- 0				
0- 0	0- 0	0- 0	AWAY	0- 0	0- 0	0- 0				
0- 0	0- 0	0- 0	NEUTRAL	0- 0	0- 0	0- 0				

RPI 1-25				Team's RPI: 5				RPI 26-50				RPI 51-100				RPI 101+			
RPI	S	Opponent	Score	RPI	S	Opponent	Score	RPI	S	Opponent	Score	RPI	S	Opponent	Score				
11	A	Minnesota	60 68	41	N	Penn St.	68 54	94	H	George Washington	72 57	102	H	Alabama	70 59				
18	A	Virginia Tech	63 73									110	H	George Mason	69 56				
												124	A	Delaware	54 46				
												179	A	Towson	75 59				
												184	A	FIU	66 53				
												218	N	Wright St.	67 60				
LAST 12 Division I GAMES:																			
102	H	Alabama	70 59	218	N	Wright St.	67 60												
110	H	George Mason	69 56	184	A	FIU	66 53												
124	A	Delaware	54 46	11	A	Minnesota	60 68												
179	A	Towson	75 59	18	A	Virginia Tech	63 73												
41	N	Penn St.	68 54	94	H	George Washington	72 57												

Non-Div I Games:

Georgetown

Average RPI Win:	177	WON-LOST	WINNING	LAST 10	STRENGTH OF	OPP. STRENGTH	TEAM	ADJ.	CONF.	ADJ CONF.
Average RPI Loss:	30	RECORD	PCT. RANK	GAMES	SCHEDULE	OF SCHEDULE	RPI	RPI	RPI	RPI
DIV. I ONLY	7- 3	83	7- 3	26	84	32	32	1	1	
DIV. I NON-CONF.	7- 3	83	7- 3	26	85	32	32	1	1	
TOTALS	RPI 1-25	RPI 26-50	W-L RECORDS	RPI 51-100	RPI 101-150	RPI 150+				
7- 3	1- 2	1- 0	OVERALL	1- 1	0- 0	4- 0				
5- 0	0- 0	1- 0	HOME	1- 0	0- 0	3- 0				
1- 2	0- 1	0- 0	AWAY	0- 1	0- 0	1- 0				
1- 1	1- 1	0- 0	NEUTRAL	0- 0	0- 0	0- 0				
7- 3	1- 2	1- 0	NON-CONFERENCE	1- 1	0- 0	4- 0				
5- 0	0- 0	1- 0	HOME	1- 0	0- 0	3- 0				
1- 2	0- 1	0- 0	AWAY	0- 1	0- 0	1- 0				
1- 1	1- 1	0- 0	NEUTRAL	0- 0	0- 0	0- 0				
0- 0	0- 0	0- 0	CONFERENCE	0- 0	0- 0	0- 0				
0- 0	0- 0	0- 0	HOME	0- 0	0- 0	0- 0				
0- 0	0- 0	0- 0	AWAY	0- 0	0- 0	0- 0				
0- 0	0- 0	0- 0	NEUTRAL	0- 0	0- 0	0- 0				

RPI 1-25				RPI 26-50				Team's RPI: 32				RPI 51-100				RPI 101+			
RPI	S	Opponent	Score	RPI	S	Opponent	Score	RPI	S	Opponent	Score	RPI	S	Opponent	Score	RPI	S	Opponent	Score
11	N	Minnesota	70 58	38	H	BYU	81 51	55	A	Georgia Tech	45 52	210	A	Cincinnati	51 48				
13	A	Oklahoma St.	51 71					90	H	Mercer	72 64	283	H	Furman	67 62				
21	N	South Fla.	65 81									288	H	Kennesaw St.	82 40				
												317	H	South Carolina St.	64 50				
LAST 12 Division I GAMES:																			
283	H	Furman	67 62	210	A	Cincinnati	51 48												
13	A	Oklahoma St.	51 71	38	H	BYU	81 51												
288	H	Kennesaw St.	82 40	90	H	Mercer	72 64												
21	N	South Fla.	65 81	317	H	South Carolina St.	64 50												
11	N	Minnesota	70 58																
55	A	Georgia Tech	45 52																

Non-Div I Games:

Georgia

Average RPI Win:	238	WON-LOST	WINNING	LAST 10	STRENGTH OF	OPP. STRENGTH	TEAM	ADJ.	CONF.	ADJ CONF.
Average RPI Loss:	128	RECORD	PCT. RANK	GAMES	SCHEDULE	OF SCHEDULE	RPI	RPI	RPI	RPI
DIV. I ONLY	3- 5	220	3- 5	116	236	178	178	19	19	
DIV. I NON-CONF.	3- 5	218	3- 5	117	235	178	178	19	19	
TOTALS	RPI 1-25	RPI 26-50	W-L RECORDS	RPI 51-100	RPI 101-150	RPI 150+				
3- 5	0- 0	0- 1	OVERALL	0- 1	0- 1	3- 2				
1- 1	0- 0	0- 0	HOME	0- 0	0- 0	1- 1				
1- 2	0- 0	0- 0	AWAY	0- 1	0- 1	1- 0				
1- 2	0- 0	0- 1	NEUTRAL	0- 0	0- 0	1- 1				
3- 5	0- 0	0- 1	NON-CONFERENCE	0- 1	0- 1	3- 2				
1- 1	0- 0	0- 0	HOME	0- 0	0- 0	1- 1				
1- 2	0- 0	0- 0	AWAY	0- 1	0- 1	1- 0				
1- 2	0- 0	0- 1	NEUTRAL	0- 0	0- 0	1- 1				
0- 0	0- 0	0- 0	CONFERENCE	0- 0	0- 0	0- 0				
0- 0	0- 0	0- 0	HOME	0- 0	0- 0	0- 0				
0- 0	0- 0	0- 0	AWAY	0- 0	0- 0	0- 0				
0- 0	0- 0	0- 0	NEUTRAL	0- 0	0- 0	0- 0				

RPI 1-25				RPI 26-50				RPI 51-100				RPI 101+				Team's RPI: 178	
RPI	S	Opponent	Score	RPI	S	Opponent	Score	RPI	S	Opponent	Score	RPI	S	Opponent	Score		
				41	N	Penn St.	42 69	55	A	Georgia Tech	42 73	102	A	Alabama	57 80		
												197	H	UNCW	66 72		
												198	A	Morehead St.	68 50		
												229	N	American	59 58		
												246	N	Eastern Mich.	59 69		
												288	H	Kennesaw St.	62 59		
LAST 12 Division I GAMES:																	
				41	N	Penn St.	42 69	102	A	Alabama	57 80						
				288	H	Kennesaw St.	62 59	55	A	Georgia Tech	42 73						
				197	H	UNCW	66 72	229	N	American	59 58						
				246	N	Eastern Mich.	59 69										
				198	A	Morehead St.	68 50										

Non-Div I Games: Allen 96 58

Georgia St.

Average RPI Win:	170	WON-LOST	WINNING	LAST 10	STRENGTH OF	OPP. STRENGTH	TEAM	ADJ.	CONF.	ADJ CONF.
Average RPI Loss:	64	RECORD	PCT. RANK	GAMES	SCHEDULE	OF SCHEDULE	RPI	RPI	RPI	RPI
DIV. I ONLY	9- 2	33	8- 2	112	110	55	55	3	3	
DIV. I NON-CONF.	9- 2	33	9- 2	113	112	55	55	3	3	
TOTALS	RPI 1-25	RPI 26-50	W-L RECORDS	RPI 51-100	RPI 101-150	RPI 150+				
9- 2	0- 0	1- 1	OVERALL	2- 0	0- 1	6- 0				
6- 1	0- 0	1- 1	HOME	1- 0	0- 0	4- 0				
1- 1	0- 0	0- 0	AWAY	0- 0	0- 1	1- 0				
2- 0	0- 0	0- 0	NEUTRAL	1- 0	0- 0	1- 0				
9- 2	0- 0	1- 1	NON-CONFERENCE	2- 0	0- 1	6- 0				
6- 1	0- 0	1- 1	HOME	1- 0	0- 0	4- 0				
1- 1	0- 0	0- 0	AWAY	0- 0	0- 1	1- 0				
2- 0	0- 0	0- 0	NEUTRAL	1- 0	0- 0	1- 0				
0- 0	0- 0	0- 0	CONFERENCE	0- 0	0- 0	0- 0				
0- 0	0- 0	0- 0	HOME	0- 0	0- 0	0- 0				
0- 0	0- 0	0- 0	AWAY	0- 0	0- 0	0- 0				
0- 0	0- 0	0- 0	NEUTRAL	0- 0	0- 0	0- 0				

RPI 1-25			RPI 26-50			RPI 51-100			Team's RPI: 55	RPI 101+		
RPI	S	Opponent	Score	RPI	S	Opponent	Score	RPI	S	Opponent	Score	RPI
				26	H	Michigan	52 92	57	N	Missouri	72 70	102
				32	H	Georgia	52 45	90	H	Mercer	70 50	A
										151	N	Dayton
										178	H	Georgia St.
										195	H	Samford
										241	H	Appalachian St.
										288	A	Kennesaw St.
										296	H	Alabama St.
LAST 12 Division I GAMES:												
				102	A	Alabama	65 67	241	H	Appalachian St.	81 52	
				32	H	Georgia	52 45	90	H	Mercer	70 50	
				288	A	Kennesaw St.	86 49	178	H	Georgia St.	73 42	
				296	H	Alabama St.	70 48	26	H	Michigan	52 92	
				195	H	Samford	62 57	57	N	Missouri	72 70	
								151	N	Dayton	81 68	

Non-Div I Games:

Georgia Tech

■ Loss,
 ■ Non-Conf,
 S Site,
 ■ Home
 ■ Away
 N Neutral

Gonzaga

Through Games Of Dec. 18, 2016

Average RPI Win:	200	WON-LOST	WINNING	LAST 10	STRENGTH OF	OPP. STRENGTH	TEAM	ADJ.	CONF.	ADJ CONF.
Average RPI Loss:	16	RECORD	PCT. RANK	GAMES	SCHEDULE	OF SCHEDULE	RPI	RPI	RPI	RPI
DIV. I ONLY	7- 2	54	7- 2	209	27	79	79	9	9	
DIV. I NON-CONF.	7- 2	54	7- 2	207	26	79	79	9	9	
TOTALS	RPI 1-25	RPI 26-50	W-L RECORDS	RPI 51-100	RPI 101-150	RPI 150+				
7- 2	0- 1	0- 1	OVERALL	2- 0	1- 0	4- 0				
4- 0	0- 0	0- 0	HOME	1- 0	0- 0	3- 0				
2- 0	0- 0	0- 0	AWAY	1- 0	1- 0	0- 0				
1- 2	0- 1	0- 1	NEUTRAL	0- 0	0- 0	1- 0				
7- 2	0- 1	0- 1	NON-CONFERENCE	2- 0	1- 0	4- 0				
4- 0	0- 0	0- 0	HOME	1- 0	0- 0	3- 0				
2- 0	0- 0	0- 0	AWAY	1- 0	1- 0	0- 0				
1- 2	0- 1	0- 1	NEUTRAL	0- 0	0- 0	1- 0				
0- 0	0- 0	0- 0	CONFERENCE	0- 0	0- 0	0- 0				
0- 0	0- 0	0- 0	HOME	0- 0	0- 0	0- 0				
0- 0	0- 0	0- 0	AWAY	0- 0	0- 0	0- 0				
0- 0	0- 0	0- 0	NEUTRAL	0- 0	0- 0	0- 0				

RPI 1-25			RPI 26-50			RPI 51-100			Team's RPI: 79	RPI 101+		
RPI	S	Opponent	Score	RPI	S	Opponent	Score	RPI	S	Opponent	Score	
6	N	Florida St.	69 87	26	N	Michigan	66 78	54	A	Stanford	68 63	126 A Eastern Wash.
								69	H	Washington St.	79 61	226 H Presbyterian
												303 H Nicholls St.
												309 H UC Irvine
												313 N Winthrop
LAST 12 Division I GAMES:												
126	A	Eastern Wash.	73 54	226	H	Presbyterian	79 39	6	N	Florida St.	69 87	
69	H	Washington St.	79 61	313	N	Winthrop	71 41	26	N	Michigan	66 78	
303	H	Nicholls St.	78 46	54	A	Stanford	68 63	309	H	UC Irvine	102 38	

Non-Div I Games:

Gonzaga

■ Loss,
 ■ Non-Conf, S Site,
 ■ Home
 ■ Away
 N Neutral

Average RPI Win:	347	WON-LOST	WINNING	LAST 10	STRENGTH OF	OPP. STRENGTH	TEAM	ADJ.	CONF.	ADJ CONF.
Average RPI Loss:	122	RECORD	PCT. RANK	GAMES	SCHEDULE	OF SCHEDULE	RPI	RPI	RPI	RPI
DIV. I ONLY	1- 9	323	1- 9	88	228	243	243	30	30	
DIV. I NON-CONF.	1- 9	323	1- 9	88	227	243	243	30	30	
TOTALS	RPI 1-25	RPI 26-50	W-L RECORDS	RPI 51-100	RPI 101-150	RPI 150+				
1- 9	0- 1	0- 1	OVERALL	0- 2	0- 3	1- 2				
0- 1	0- 0	0- 0	HOME	0- 0	0- 0	0- 1				
1- 6	0- 0	0- 0	AWAY	0- 0	0- 0	1- 0				
0- 2	0- 0	0- 0	NEUTRAL	0- 1	0- 1	0- 0				
1- 9	0- 1	0- 1	NON-CONFERENCE	0- 2	0- 3	1- 2				
0- 1	0- 0	0- 0	HOME	0- 0	0- 0	0- 1				
1- 6	0- 1	0- 1	AWAY	0- 1	0- 2	1- 1				
0- 2	0- 0	0- 0	NEUTRAL	0- 1	0- 1	0- 0				
0- 0	0- 0	0- 0	CONFERENCE	0- 0	0- 0	0- 0				
0- 0	0- 0	0- 0	HOME	0- 0	0- 0	0- 0				
0- 0	0- 0	0- 0	AWAY	0- 0	0- 0	0- 0				
0- 0	0- 0	0- 0	NEUTRAL	0- 0	0- 0	0- 0				

RPI 1-25				RPI 26-50				RPI 51-100				RPI 101+ Team's RPI: 243			
RPI	S	Opponent	Score	RPI	S	Opponent	Score	RPI	S	Opponent	Score	RPI	S	Opponent	Score
12	A	Miami (FL)	61 89	48	A	Southern California	64 75	64	N	SMU	36 56	107	N	Fordham	53 59
								73	A	Tulane	56 79	144	A	Arizona	46 73
												145	A	TCU	47 83
												200	A	Louisiana Tech	55 69
												303	H	Nicholls St.	60 71
												347	A	La.-Monroe	59 54
LAST 12 Division I GAMES:															
64	N	SMU	36 56	12	A	Miami (FL)	61 89	145	A	TCU	47 83	200	A	Louisiana Tech	55 69
48	A	Southern California	64 75	73	A	Tulane	56 79	347	A	La.-Monroe	59 54	107	N	Fordham	53 59
144	A	Arizona	46 73												
303	H	Nicholls St.	60 71												
107	N	Fordham	53 59												

Non-Div I Games:

Grambling

■ Loss,
 ■ Non-Conf,
 ■ S Site,
 ■ Home
 ■ A Away
 N Neutral

Grand Canyon

Through Games Of Dec. 18, 2016

Average RPI Win:	254	WON-LOST	WINNING	LAST 10	STRENGTH OF	OPP. STRENGTH	TEAM	ADJ.	CONF.	ADJ CONF.
Average RPI Loss:	62	RECORD	PCT. RANK	GAMES	SCHEDULE	OF SCHEDULE	RPI	RPI	RPI	RPI
DIV. I ONLY	6- 4	128	6- 4	176	171	139	139	28	28	
DIV. I NON-CONF.	6- 4	129	6- 4	176	172	141	141	28	28	
TOTALS	RPI 1-25	RPI 26-50	W-L RECORDS	RPI 51-100	RPI 101-150	RPI 150+				
6- 4	0- 1	0- 1	OVERALL	0- 1	1- 1	5- 0				
5- 1	0- 1	0- 0	HOME	0- 0	1- 0	4- 0				
1- 3	0- 0	0- 1	AWAY	0- 1	0- 1	1- 0				
0- 0	0- 0	0- 0	NEUTRAL	0- 0	0- 0	0- 0				
6- 4	0- 1	0- 1	NON-CONFERENCE	0- 1	1- 1	5- 0				
5- 1	0- 1	0- 0	HOME	0- 0	1- 0	4- 0				
1- 3	0- 0	0- 1	AWAY	0- 1	0- 1	1- 0				
0- 0	0- 0	0- 0	NEUTRAL	0- 0	0- 0	0- 0				
0- 0	0- 0	0- 0	CONFERENCE	0- 0	0- 0	0- 0				
0- 0	0- 0	0- 0	HOME	0- 0	0- 0	0- 0				
0- 0	0- 0	0- 0	AWAY	0- 0	0- 0	0- 0				
0- 0	0- 0	0- 0	NEUTRAL	0- 0	0- 0	0- 0				

RPI 1-25				RPI 26-50				RPI 51-100				RPI 101+ Team's RPI: 139			
RPI	S	Opponent	Score	RPI	S	Opponent	Score	RPI	S	Opponent	Score	RPI	S	Opponent	Score
14	H	Washington	66 101	28	A	Duke	47 90	83	A	UC Riverside	64 77	111	H	Idaho	64 60
												122	A	Rice	50 64
												159	A	Southern Utah	76 73
												277	H	Fla. Atlantic	81 60
												292	H	Cal Poly	64 59
												340	H	Denver	73 70
												342	H	Alcorn	77 44
LAST 12 Division I GAMES:															
292	H	Cal Poly	64 59	159	A	Southern Utah	76 73								
277	H	Fla. Atlantic	81 60	122	A	Rice	50 64								
14	H	Washington	66 101	28	A	Duke	47 90								
83	A	UC Riverside	64 77	342	H	Alcorn	77 44								
111	H	Idaho	64 60												
340	H	Denver	73 70												

Non-Div I Games:

Grand Canyon

■ Loss,
 ■ Non-Conf, S Site,
 ■ Home
 ■ Away
 N Neutral

Average RPI Win:	91	WON-LOST	WINNING	LAST 10	STRENGTH OF	OPP. STRENGTH	TEAM	ADJ.	CONF.	ADJ CONF.
Average RPI Loss:	95	RECORD	PCT. RANK	GAMES	SCHEDULE	OF SCHEDULE	RPI	RPI	RPI	RPI
DIV. I ONLY	8- 2	40	0- 1	39	2	10	10	21	21	
DIV. I NON-CONF.	8- 2	40	0- 1	39	2	10	10	21	21	
TOTALS	RPI 1-25	RPI 26-50	W-L RECORDS	RPI 51-100	RPI 101-150	RPI 150+				
8- 2	0- 1	3- 0	OVERALL	2- 0	2- 0	1- 1				
3- 1	0- 0	2- 0	HOME	1- 0	0- 0	0- 1				
5- 1	0- 1	1- 0	AWAY	1- 0	2- 0	1- 0				
0- 0	0- 0	0- 0	NEUTRAL	0- 0	0- 0	0- 0				
8- 2	0- 1	3- 0	NON-CONFERENCE	2- 0	2- 0	1- 1				
3- 1	0- 0	2- 0	HOME	1- 0	0- 0	0- 1				
5- 1	0- 1	1- 0	AWAY	1- 0	2- 0	1- 0				
0- 0	0- 0	0- 0	NEUTRAL	0- 0	0- 0	0- 0				
0- 0	0- 0	0- 0	CONFERENCE	0- 0	0- 0	0- 0				
0- 0	0- 0	0- 0	HOME	0- 0	0- 0	0- 0				
0- 0	0- 0	0- 0	AWAY	0- 0	0- 0	0- 0				
0- 0	0- 0	0- 0	NEUTRAL	0- 0	0- 0	0- 0				

RPI	S	Opponent	Score	RPI	S	Opponent	Score	RPI	S	Opponent	Score	RPI	S	Opponent	Score
2	A	Notre Dame	67 71	33	H	Drake	71 48	65	A	South Dakota St.	67 43	103	A	Belmont	62 53
				36	H	Elon	71 56	66	H	Little Rock	57 31	116	A	Chattanooga	71 55
				42	A	Marquette	78 63					187	H	Wisconsin	53 54
												266	A	Bradley	68 43
LAST 12 Division I GAMES:															
42	A	Marquette	78 63	2	A	Notre Dame	67 71	187	H	Wisconsin	53 54				
33	H	Drake	71 48	65	A	South Dakota St.	67 43	36	H	Elon	71 56				
266	A	Bradley	68 43												
116	A	Chattanooga	71 55												
103	A	Belmont	62 53												
66	H	Little Rock	57 31												

Non-Div I Games:

Green Bay

Average RPI Win:	188	WON-LOST	WINNING	LAST 10	STRENGTH OF	OPP. STRENGTH	TEAM	ADJ.	CONF.	ADJ CONF.
Average RPI Loss:	73	RECORD	PCT. RANK	GAMES	SCHEDULE	OF SCHEDULE	RPI	RPI	RPI	RPI
DIV. I ONLY	5- 6	181	5- 5	59	48	87	87	31	31	
DIV. I NON-CONF.	5- 6	183	5- 6	59	48	88	88	31	31	
TOTALS	RPI 1-25	RPI 26-50	W-L RECORDS	RPI 51-100	RPI 101-150	RPI 150+				
5- 6	0- 1	1- 1	OVERALL	1- 2	0- 2	3- 0				
2- 0	0- 0	1- 0	HOME	0- 0	0- 0	1- 0				
0- 6	0- 1	0- 1	AWAY	0- 2	0- 2	0- 0				
3- 0	0- 0	0- 0	NEUTRAL	1- 0	0- 0	2- 0				
5- 6	0- 1	1- 1	NON-CONFERENCE	1- 2	0- 2	3- 0				
2- 0	0- 0	1- 0	HOME	0- 0	0- 0	1- 0				
0- 6	0- 1	0- 1	AWAY	0- 2	0- 2	0- 0				
3- 0	0- 0	0- 0	NEUTRAL	1- 0	0- 0	2- 0				
0- 0	0- 0	0- 0	CONFERENCE	0- 0	0- 0	0- 0				
0- 0	0- 0	0- 0	HOME	0- 0	0- 0	0- 0				
0- 0	0- 0	0- 0	AWAY	0- 0	0- 0	0- 0				
0- 0	0- 0	0- 0	NEUTRAL	0- 0	0- 0	0- 0				

RPI 1-25				RPI 26-50				RPI 51-100 Team's RPI: 87				RPI 101+			
RPI	S	Opponent	Score	RPI	S	Opponent	Score	RPI	S	Opponent	Score	RPI	S	Opponent	Score
3	A	South Carolina	38 92	40	A	Northwestern	48 67	61	A	Iowa	51 84	113	A	Old Dominion	58 61
				47	H	Temple	71 65	77	N	Maine	58 49	135	A	James Madison	50 71
								84	A	North Carolina St.	56 81	239	N	Saint Peter's	71 42
												279	H	Richmond	72 45
												299	N	Lafayette	58 55
LAST 12 Division I GAMES:															
		77 N Maine	58 49			113 A Old Dominion	58 61								
		239 N Saint Peter's	71 42			279 H Richmond	72 45								
		3 A South Carolina	38 92			47 H Temple	71 65								
		84 A North Carolina St.	56 81			135 A James Madison	50 71								
		61 A Iowa	51 84			299 N Lafayette	58 55								
		40 A Northwestern	48 67												

Non-Div I Games:

Hampton

■ Loss,
 ■ Non-Conf, S Site,
 ■ Home
 ■ Away
 N Neutral

Average RPI Win:	239	WON-LOST	WINNING	LAST 10	STRENGTH OF	OPP. STRENGTH	TEAM	ADJ.	CONF.	ADJ CONF.
Average RPI Loss:	122	RECORD	PCT. RANK	GAMES	SCHEDULE	OF SCHEDULE	RPI	RPI	RPI	RPI
DIV. I ONLY	7- 4	114	6- 4	262	217	182	182	24	24	
DIV. I NON-CONF.	7- 4	112	7- 4	262	217	183	183	24	24	
TOTALS	RPI 1-25	RPI 26-50	W-L RECORDS	RPI 51-100	RPI 101-150	RPI 150+				
7- 4	0- 0	0- 0	OVERALL	0- 1	0- 2	7- 1				
3- 3	0- 0	0- 0	HOME	0- 0	0- 2	3- 1				
2- 1	0- 0	0- 0	AWAY	0- 1	0- 0	2- 0				
2- 0	0- 0	0- 0	NEUTRAL	0- 0	0- 0	2- 0				
7- 4	0- 0	0- 0	NON-CONFERENCE	0- 1	0- 2	7- 1				
3- 3	0- 0	0- 0	HOME	0- 0	0- 2	3- 1				
2- 1	0- 0	0- 0	AWAY	0- 1	0- 0	2- 0				
2- 0	0- 0	0- 0	NEUTRAL	0- 0	0- 0	2- 0				
0- 0	0- 0	0- 0	CONFERENCE	0- 0	0- 0	0- 0				
0- 0	0- 0	0- 0	HOME	0- 0	0- 0	0- 0				
0- 0	0- 0	0- 0	AWAY	0- 0	0- 0	0- 0				
0- 0	0- 0	0- 0	NEUTRAL	0- 0	0- 0	0- 0				

RPI 1-25				RPI 26-50				RPI 51-100				RPI 101+				Team's RPI: 182	
RPI	S	Opponent	Score	RPI	S	Opponent	Score	RPI	S	Opponent	Score	RPI	S	Opponent	Score		
								76	A	Niagara	62	75	108	H	Quinnipiac	59	82
												118	H	Providence	65	77	
												172	H	Boston College	65	56	
												186	H	FGCU	63	70	
												194	H	Sacred Heart	81	64	
												201	N	Norfolk St.	61	51	
												222	N	Monmouth	75	72	
												264	H	Massachusetts	75	56	
												295	A	Siena	80	76	
												325	A	Central Conn. St.	68	58	
LAST 12 Division I GAMES:																	
118	H	Providence	65	77	108	H	Quinnipiac	59	82								
295	A	Siena	80	76	76	A	Niagara	62	75								
325	A	Central Conn. St.	68	58	194	H	Sacred Heart	81	64								
186	H	FGCU	63	70	264	H	Massachusetts	75	56								
172	H	Boston College	65	56	201	N	Norfolk St.	61	51								
					222	N	Monmouth	75	72								

Non-Div I Games:

Hartford

Average RPI Win:	198	WON-LOST	WINNING	LAST 10	STRENGTH OF	OPP. STRENGTH	TEAM	ADJ.	CONF.	ADJ CONF.
Average RPI Loss:	11	RECORD	PCT. RANK	GAMES	SCHEDULE	OF SCHEDULE	RPI	RPI	RPI	RPI
DIV. I ONLY	8- 1	24	8- 1	173	126	45	45	13	13	
DIV. I NON-CONF.	8- 1	24	8- 1	173	130	45	45	13	13	
TOTALS	RPI 1-25	RPI 26-50	W-L RECORDS	RPI 51-100	RPI 101-150	RPI 150+				
8- 1	0- 1	1- 0	OVERALL	1- 0	1- 0	5- 0				
5- 0	0- 0	1- 0	HOME	1- 0	0- 0	3- 0				
3- 1	0- 1	0- 0	AWAY	0- 0	1- 0	2- 0				
0- 0	0- 0	0- 0	NEUTRAL	0- 0	0- 0	0- 0				
8- 1	0- 1	1- 0	NON-CONFERENCE	1- 0	1- 0	5- 0				
5- 0	0- 0	1- 0	HOME	1- 0	0- 0	3- 0				
3- 1	0- 1	0- 0	AWAY	0- 0	1- 0	2- 0				
0- 0	0- 0	0- 0	NEUTRAL	0- 0	0- 0	0- 0				
0- 0	0- 0	0- 0	CONFERENCE	0- 0	0- 0	0- 0				
0- 0	0- 0	0- 0	HOME	0- 0	0- 0	0- 0				
0- 0	0- 0	0- 0	AWAY	0- 0	0- 0	0- 0				
0- 0	0- 0	0- 0	NEUTRAL	0- 0	0- 0	0- 0				

RPI 1-25				RPI 26-50				Team's RPI: 45	RPI 51-100				RPI 101+			
RPI	S	Opponent	Score	RPI	S	Opponent	Score		RPI	S	Opponent	Score	RPI	S	Opponent	Score
11	A	Minnesota	87 103	47	H	Temple	73 62		77	H	Maine	69 62	146	A	Kansas	69 59
													194	A	Sacred Heart	68 60
													195	H	Samford	57 52
													271	H	Fairfield	58 44
													320	A	Boston U.	65 52
													335	H	NJIT	59 38
LAST 12 Division I GAMES:																
146	A	Kansas	69 59	335	H	NJIT	59 38		47	H	Temple	73 62				
77	H	Maine	69 62	194	A	Sacred Heart	68 60		271	H	Fairfield	58 44				
11	A	Minnesota	87 103	320	A	Boston U.	65 52		195	H	Samford	57 52				

Non-Div I Games:

Harvard

Average RPI Win:	280	WON-LOST	WINNING	LAST 10	STRENGTH OF	OPP. STRENGTH	TEAM	ADJ.	CONF.	ADJ CONF.
Average RPI Loss:	119	RECORD	PCT. RANK	GAMES	SCHEDULE	OF SCHEDULE	RPI	RPI	RPI	RPI
DIV. I ONLY	2- 7	274	2- 7	93	186	245	245	22	22	
DIV. I NON-CONF.	2- 7	274	2- 7	94	185	245	245	22	22	
TOTALS	RPI 1-25	RPI 26-50	W-L RECORDS	RPI 51-100	RPI 101-150	RPI 150+				
2- 7	0- 2	0- 2	OVERALL	0- 0	0- 0	2- 3				
2- 3	0- 1	0- 1	HOME	0- 0	0- 0	2- 1				
0- 4	0- 1	0- 1	AWAY	0- 0	0- 0	0- 2				
0- 0	0- 0	0- 0	NEUTRAL	0- 0	0- 0	0- 0				
2- 7	0- 2	0- 2	NON-CONFERENCE	0- 0	0- 0	2- 3				
2- 3	0- 1	0- 1	HOME	0- 0	0- 0	2- 1				
0- 4	0- 1	0- 1	AWAY	0- 0	0- 0	0- 2				
0- 0	0- 0	0- 0	NEUTRAL	0- 0	0- 0	0- 0				
0- 0	0- 0	0- 0	CONFERENCE	0- 0	0- 0	0- 0				
0- 0	0- 0	0- 0	HOME	0- 0	0- 0	0- 0				
0- 0	0- 0	0- 0	AWAY	0- 0	0- 0	0- 0				
0- 0	0- 0	0- 0	NEUTRAL	0- 0	0- 0	0- 0				

RPI 1-25				RPI 26-50				RPI 51-100				RPI 101+ Team's RPI: 245			
RPI	S	Opponent	Score	RPI	S	Opponent	Score	RPI	S	Opponent	Score	RPI	S	Opponent	Score
4	H	Mississippi St.	41 66	46	H	Oregon	49 86					211	H	San Jose St.	61 77
24	A	UCLA	49 72	48	A	Southern California	44 76					228	H	New Mexico St.	56 53
												249	A	Nevada	59 67
												251	A	CSU Bakersfield	51 58
												332	H	Youngstown St.	72 50
LAST 12 Division I GAMES:															
249	A	Nevada	59 67	211	H	San Jose St.	61 77								
24	A	UCLA	49 72	228	H	New Mexico St.	56 53								
4	H	Mississippi St.	41 66	332	H	Youngstown St.	72 50								
46	H	Oregon	49 86	251	A	CSU Bakersfield	51 58								
				48	A	Southern California	44 76								

Non-Div I Games: Hawaii Pacific 88 54

Hawaii

Average RPI Win:	0	WON-LOST	WINNING	LAST 10	STRENGTH OF	OPP. STRENGTH	TEAM	ADJ.	CONF.	ADJ CONF.
Average RPI Loss:	143	RECORD	PCT. RANK	GAMES	SCHEDULE	OF SCHEDULE	RPI	RPI	RPI	RPI
DIV. I ONLY	0- 7	332	0- 7	35	310	284	284	25	25	
DIV. I NON-CONF.	0- 7	332	0- 7	35	310	282	282	25	25	
TOTALS	RPI 1-25	RPI 26-50	W-L RECORDS	RPI 51-100	RPI 101-150	RPI 150+				
0- 7	0- 0	0- 0	OVERALL	0- 3	0- 2	0- 2				
0- 3	0- 0	0- 0	HOME	0- 1	0- 1	0- 1				
0- 4	0- 0	0- 0	AWAY	0- 0	0- 0	0- 0				
0- 0	0- 0	0- 0	NEUTRAL	0- 0	0- 0	0- 0				
0- 7	0- 0	0- 0	NON-CONFERENCE	0- 3	0- 2	0- 2				
0- 3	0- 0	0- 0	HOME	0- 1	0- 1	0- 1				
0- 4	0- 0	0- 0	AWAY	0- 2	0- 1	0- 1				
0- 0	0- 0	0- 0	NEUTRAL	0- 0	0- 0	0- 0				
0- 0	0- 0	0- 0	CONFERENCE	0- 0	0- 0	0- 0				
0- 0	0- 0	0- 0	HOME	0- 0	0- 0	0- 0				
0- 0	0- 0	0- 0	AWAY	0- 0	0- 0	0- 0				
0- 0	0- 0	0- 0	NEUTRAL	0- 0	0- 0	0- 0				

RPI 1-25				RPI 26-50				RPI 51-100				RPI 101+				Team's RPI: 284	
RPI	S	Opponent	Score	RPI	S	Opponent	Score	RPI	S	Opponent	Score	RPI	S	Opponent	Score		
								56	A	West Virginia	59	82	143	H	Stetson	47	81
								71	H	Ohio	48	76	150	A	UAB	66	75
								93	A	Ole Miss	62	73	201	H	Norfolk St.	60	63
													290	A	Davidson	72	82
LAST 12 Division I GAMES:																	
				143	H	Stetson	47	81		290	A	Davidson	72	82			
				201	H	Norfolk St.	60	63									
				56	A	West Virginia	59	82									
				150	A	UAB	66	75									
				93	A	Ole Miss	62	73									
				71	H	Ohio	48	76									

Non-Div I Games: Spring Hill 74 58 Brevard 89 42

High Point

Loss, Non-Conf, S Site, H Home A Away N Neutral

Average RPI Win:	227	WON-LOST	WINNING	LAST 10	STRENGTH OF	OPP. STRENGTH	TEAM	ADJ.	CONF.	ADJ CONF.
Average RPI Loss:	108	RECORD	PCT. RANK	GAMES	SCHEDULE	OF SCHEDULE	RPI	RPI	RPI	RPI
DIV. I ONLY	6- 3	99	6- 3	188	199	97	97	8	8	
DIV. I NON-CONF.	6- 3	98	6- 3	188	197	96	96	8	8	
TOTALS	RPI 1-25	RPI 26-50	W-L RECORDS	RPI 51-100	RPI 101-150	RPI 150+				
6- 3	0- 1	0- 0	OVERALL	1- 1	0- 0	5- 1				
4- 0	0- 0	0- 0	HOME	0- 0	0- 0	4- 0				
2- 3	0- 1	0- 0	AWAY	1- 1	0- 0	1- 1				
0- 0	0- 0	0- 0	NEUTRAL	0- 0	0- 0	0- 0				
6- 3	0- 1	0- 0	NON-CONFERENCE	1- 1	0- 0	5- 1				
4- 0	0- 0	0- 0	HOME	0- 0	0- 0	4- 0				
2- 3	0- 1	0- 0	AWAY	1- 1	0- 0	1- 1				
0- 0	0- 0	0- 0	NEUTRAL	0- 0	0- 0	0- 0				
0- 0	0- 0	0- 0	CONFERENCE	0- 0	0- 0	0- 0				
0- 0	0- 0	0- 0	HOME	0- 0	0- 0	0- 0				
0- 0	0- 0	0- 0	AWAY	0- 0	0- 0	0- 0				
0- 0	0- 0	0- 0	NEUTRAL	0- 0	0- 0	0- 0				

RPI 1-25				RPI 26-50				RPI 51-100 Team's RPI: 97				RPI 101+			
RPI	S	Opponent	Score	RPI	S	Opponent	Score	RPI	S	Opponent	Score	RPI	S	Opponent	Score
16	A	Buffalo	50 74					75	A	Navy	69 78	219	A	Stony Brook	67 64
								100	A	UC Davis	64 60	229	H	American	72 67
												233	A	Sacramento St.	85 97
												264	H	Massachusetts	71 55
												270	H	Delaware St.	64 44
												278	H	Marist	62 42
LAST 12 Division I GAMES:															
75	A	Navy	69 78	229	H	American	72 67								
219	A	Stony Brook	67 64	264	H	Massachusetts	71 55								
278	H	Marist	62 42	16	A	Buffalo	50 74								
				100	A	UC Davis	64 60								
				233	A	Sacramento St.	85 97								
				270	H	Delaware St.	64 44								

Non-Div I Games:

Hofstra

Holy Cross

Through Games Of Dec. 18, 2016

Average RPI Win:	310	WON-LOST	WINNING	LAST 10	STRENGTH OF	OPP. STRENGTH	TEAM	ADJ.	CONF.	ADJ CONF.
Average RPI Loss:	189	RECORD	PCT. RANK	GAMES	SCHEDULE	OF SCHEDULE	RPI	RPI	RPI	RPI
DIV. I ONLY	2- 8	286	2- 8	241	307	327	327	23	23	
DIV. I NON-CONF.	2- 8	284	2- 8	242	307	327	327	23	23	
TOTALS	RPI 1-25	RPI 26-50	W-L RECORDS	RPI 51-100	RPI 101-150	RPI 150+				
2- 8	0- 0	0- 1	OVERALL	0- 0	0- 2	2- 5				
2- 3	0- 0	0- 1	HOME	0- 0	0- 2	2- 0				
0- 5	0- 0	0- 0	AWAY	0- 0	0- 0	0- 5				
0- 0	0- 0	0- 0	NEUTRAL	0- 0	0- 0	0- 0				
2- 8	0- 0	0- 1	NON-CONFERENCE	0- 0	0- 2	2- 5				
2- 3	0- 0	0- 1	HOME	0- 0	0- 2	2- 0				
0- 5	0- 0	0- 0	AWAY	0- 0	0- 0	0- 5				
0- 0	0- 0	0- 0	NEUTRAL	0- 0	0- 0	0- 0				
0- 0	0- 0	0- 0	CONFERENCE	0- 0	0- 0	0- 0				
0- 0	0- 0	0- 0	HOME	0- 0	0- 0	0- 0				
0- 0	0- 0	0- 0	AWAY	0- 0	0- 0	0- 0				
0- 0	0- 0	0- 0	NEUTRAL	0- 0	0- 0	0- 0				

RPI S	Opponent	Score	RPI S	Opponent	Score	RPI S	Opponent	Score	RPI S	Opponent	Score
			41 H	Penn St.	48 84				108 H	Quinnipiac	55 78
									148 H	Yale	70 71
									167 A	Manhattan	56 60
									225 A	Bryant	74 76
									262 A	Dartmouth	49 53
									264 A	Massachusetts	66 69
									278 H	Marist	50 46
									297 A	Vermont	52 63
									341 H	UMass Lowell	62 47
LAST 12 Division I GAMES:											
264 A	Massachusetts	66 69	297 A	Vermont	52 63						
341 H	UMass Lowell	62 47	148 H	Yale	70 71						
41 H	Penn St.	48 84	262 A	Dartmouth	49 53						
167 A	Manhattan	56 60	278 H	Marist	50 46						
			108 H	Quinnipiac	55 78						
			225 A	Bryant	74 76						

Non-Div I Games:

Holy Cross

Loss, Non-Conf, S Site, H Home A Away N Neutral

Average RPI Win:	204	WON-LOST	WINNING	LAST 10	STRENGTH OF	OPP. STRENGTH	TEAM	ADJ.	CONF.	ADJ CONF.
Average RPI Loss:	120	RECORD	PCT. RANK	GAMES	SCHEDULE	OF SCHEDULE	RPI	RPI	RPI	RPI
DIV. I ONLY	5- 5	156	5- 5	210	140	175	175	5	5	
DIV. I NON-CONF.	5- 5	159	5- 5	208	143	174	174	5	5	
TOTALS	RPI 1-25	RPI 26-50	W-L RECORDS	RPI 51-100	RPI 101-150	RPI 150+				
5- 5	0- 0	0- 0	OVERALL	0- 3	0- 1	5- 1				
3- 2	0- 0	0- 0	HOME	0- 1	0- 0	3- 1				
2- 3	0- 0	0- 0	AWAY	0- 2	0- 1	2- 0				
0- 0	0- 0	0- 0	NEUTRAL	0- 0	0- 0	0- 0				
5- 5	0- 0	0- 0	NON-CONFERENCE	0- 3	0- 1	5- 1				
3- 2	0- 0	0- 0	HOME	0- 1	0- 0	3- 1				
2- 3	0- 0	0- 0	AWAY	0- 2	0- 1	2- 0				
0- 0	0- 0	0- 0	NEUTRAL	0- 0	0- 0	0- 0				
0- 0	0- 0	0- 0	CONFERENCE	0- 0	0- 0	0- 0				
0- 0	0- 0	0- 0	HOME	0- 0	0- 0	0- 0				
0- 0	0- 0	0- 0	AWAY	0- 0	0- 0	0- 0				
0- 0	0- 0	0- 0	NEUTRAL	0- 0	0- 0	0- 0				

RPI 1-25				RPI 26-50				RPI 51-100				RPI 101+				Team's RPI: 175	
RPI	S	Opponent	Score	RPI	S	Opponent	Score	RPI	S	Opponent	Score	RPI	S	Opponent	Score		
								58	A	Texas Tech	60	84	119	A	Long Beach St.	55	65
								63	A	UNLV	53	64	163	A	Louisiana	69	64
								90	H	Mercer	60	64	189	H	Col. of Charleston	79	63
													205	H	Rutgers	53	51
													206	A	UTRGV	68	52
													255	H	Southeastern La.	83	80
													268	H	Texas St.	56	61
LAST 12 Division I GAMES:																	
163	A	Louisiana	69	64	90	H	Mercer	60	64								
205	H	Rutgers	53	51	268	H	Texas St.	56	61								
58	A	Texas Tech	60	84	119	A	Long Beach St.	55	65								
189	H	Col. of Charleston	79	63	63	A	UNLV	53	64								
206	A	UTRGV	68	52	255	H	Southeastern La.	83	80								

Non-Div I Games:

Houston

■ Loss,
 ■ Non-Conf, S Site,
 ■ Home
 ■ Away
 N Neutral

Houston Baptist

Through Games Of Dec. 18, 2016

Average RPI Win:	0	WON-LOST	WINNING	LAST 10	STRENGTH OF	OPP. STRENGTH	TEAM	ADJ.	CONF.	ADJ CONF.
Average RPI Loss:	151	RECORD	PCT. RANK	GAMES	SCHEDULE	OF SCHEDULE	RPI	RPI	RPI	RPI
DIV. I ONLY	0- 6	332	0- 6	155	261	328	328	27	27	
DIV. I NON-CONF.	0- 6	332	0- 6	156	260	328	328	27	27	
TOTALS	RPI 1-25	RPI 26-50	W-L RECORDS	RPI 51-100	RPI 101-150	RPI 150+				
0- 6	0- 0	0- 1	OVERALL	0- 2	0- 1	0- 2				
0- 3	0- 0	0- 0	HOME	0- 1	0- 1	0- 1				
0- 3	0- 0	0- 0	AWAY	0- 0	0- 0	0- 0				
0- 0	0- 0	0- 0	NEUTRAL	0- 0	0- 0	0- 0				
0- 6	0- 0	0- 1	NON-CONFERENCE	0- 2	0- 1	0- 2				
0- 3	0- 0	0- 0	HOME	0- 1	0- 1	0- 1				
0- 3	0- 0	0- 1	AWAY	0- 1	0- 0	0- 1				
0- 0	0- 0	0- 0	NEUTRAL	0- 0	0- 0	0- 0				
0- 0	0- 0	0- 0	CONFERENCE	0- 0	0- 0	0- 0				
0- 0	0- 0	0- 0	HOME	0- 0	0- 0	0- 0				
0- 0	0- 0	0- 0	AWAY	0- 0	0- 0	0- 0				
0- 0	0- 0	0- 0	NEUTRAL	0- 0	0- 0	0- 0				

RPI	S	Opponent	Score	RPI	S	Opponent	Score	RPI	S	Opponent	Score	RPI	S	Opponent	Score	Team's RPI: 328
31	A	Baylor	43	118	81	A	Texas	46	98	122	H	Rice	53	79		
					99	H	Oral Roberts	65	75	267	H	Texas Southern	34	50		
										304	A	UTEP	45	75		
LAST 12 Division I GAMES:																
304	A	UTEP	45	75	267	H	Texas Southern	34	50							
99	H	Oral Roberts	65	75												
122	H	Rice	53	79												
81	A	Texas	46	98												
31	A	Baylor	43	118												

Non-Div I Games: S'western Assemblie71 52 Arlington Baptist 75 55

Houston Baptist

■ Loss,
 ■ Non-Conf,
 ■ S Site,
 ■ Home
 ■ Away
 N Neutral

Average RPI Win:	317	WON-LOST	WINNING	LAST 10	STRENGTH OF	OPP. STRENGTH	TEAM	ADJ.	CONF.	ADJ CONF.
Average RPI Loss:	166	RECORD	PCT. RANK	GAMES	SCHEDULE	OF SCHEDULE	RPI	RPI	RPI	RPI
DIV. I ONLY	2- 7	274	2- 7	150	321	235	235	31	31	
DIV. I NON-CONF.	2- 7	274	2- 7	150	321	236	236	31	31	
TOTALS	RPI 1-25	RPI 26-50	W-L RECORDS	RPI 51-100	RPI 101-150	RPI 150+				
2- 7	0- 0	0- 1	OVERALL	0- 1	0- 1	2- 4				
1- 0	0- 0	0- 0	HOME	0- 0	0- 0	1- 0				
1- 7	0- 0	0- 1	AWAY	0- 1	0- 1	1- 4				
0- 0	0- 0	0- 0	NEUTRAL	0- 0	0- 0	0- 0				
2- 7	0- 0	0- 1	NON-CONFERENCE	0- 1	0- 1	2- 4				
1- 0	0- 0	0- 0	HOME	0- 0	0- 0	1- 0				
1- 7	0- 0	0- 1	AWAY	0- 1	0- 1	1- 4				
0- 0	0- 0	0- 0	NEUTRAL	0- 0	0- 0	0- 0				
0- 0	0- 0	0- 0	CONFERENCE	0- 0	0- 0	0- 0				
0- 0	0- 0	0- 0	HOME	0- 0	0- 0	0- 0				
0- 0	0- 0	0- 0	AWAY	0- 0	0- 0	0- 0				
0- 0	0- 0	0- 0	NEUTRAL	0- 0	0- 0	0- 0				

RPI 1-25				RPI 26-50				RPI 51-100				RPI 101+ Team's RPI: 235			
RPI	S	Opponent	Score	RPI	S	Opponent	Score	RPI	S	Opponent	Score	RPI	S	Opponent	Score
				26	A	Michigan	41 109	56	A	West Virginia	49 95	123	A	Cornell	55 67
												203	A	Brown	78 83
												208	A	Robert Morris	42 59
												210	A	Cincinnati	56 66
												302	A	St. Francis Brooklyn	78 63
												331	H	Mt. St. Mary's	95 62
												335	A	NJIT	55 70
LAST 12 Division I GAMES:															
				335	A	NJIT	55 70	331	H	Mt. St. Mary's	95 62				
				56	A	West Virginia	49 95	208	A	Robert Morris	42 59				
				203	A	Brown	78 83	302	A	St. Francis Brooklyn	78 63				
								210	A	Cincinnati	56 66				
								123	A	Cornell	55 67				
								26	A	Michigan	41 109				

Non-Div I Games:

Howard

■ Loss,
 ■ Non-Conf,
 ■ S Site,
 ■ H Home
 ■ A Away
 N Neutral

Average RPI Win:	214	WON-LOST	WINNING	LAST 10	STRENGTH OF	OPP. STRENGTH	TEAM	ADJ.	CONF.	ADJ CONF.
Average RPI Loss:	81	RECORD	PCT. RANK	GAMES	SCHEDULE	OF SCHEDULE	RPI	RPI	RPI	RPI
DIV. I ONLY	7- 3	83	7- 2	242	117	129	129	16	16	
DIV. I NON-CONF.	7- 3	83	7- 3	243	122	130	130	16	16	
TOTALS	RPI 1-25	RPI 26-50	W-L RECORDS	RPI 51-100	RPI 101-150	RPI 150+				
7- 3	0- 0	0- 0	OVERALL	1- 2	0- 1	6- 0				
3- 2	0- 0	0- 0	HOME	1- 2	0- 0	2- 0				
4- 1	0- 0	0- 0	AWAY	0- 0	0- 1	4- 0				
0- 0	0- 0	0- 0	NEUTRAL	0- 0	0- 0	0- 0				
7- 3	0- 0	0- 0	NON-CONFERENCE	1- 2	0- 1	6- 0				
3- 2	0- 0	0- 0	HOME	1- 2	0- 0	2- 0				
4- 1	0- 0	0- 0	AWAY	0- 0	0- 1	4- 0				
0- 0	0- 0	0- 0	NEUTRAL	0- 0	0- 0	0- 0				
0- 0	0- 0	0- 0	CONFERENCE	0- 0	0- 0	0- 0				
0- 0	0- 0	0- 0	HOME	0- 0	0- 0	0- 0				
0- 0	0- 0	0- 0	AWAY	0- 0	0- 0	0- 0				
0- 0	0- 0	0- 0	NEUTRAL	0- 0	0- 0	0- 0				

RPI 1-25			RPI 26-50			RPI 51-100			RPI 101+			Team's RPI: 129
RPI	S	Opponent	Score	RPI	S	Opponent	Score	RPI	S	Opponent	Score	
						57	H Missouri	73 45	103	A Belmont	72 78	
						70	H UNI	62 69	169	A VCU	71 62	
						71	H Ohio	65 71	171	A Indiana St.	45 35	
									217	H Ga. Southern	83 57	
									258	A Miami (OH)	65 53	
									307	A Ill.-Chicago	67 57	
									318	H Tennessee Tech	77 63	
LAST 12 Division I GAMES:												
103	A	Belmont	72 78	57	H	Missouri	73 45	171	A	Indiana St.	45 35	
318	H	Tennessee Tech	77 63	217	H	Ga. Southern	83 57	169	A	VCU	71 62	
71	H	Ohio	65 71	307	A	Ill.-Chicago	67 57	70	H	UNI	62 69	
258	A	Miami (OH)	65 53									

Non-Div I Games: Oakland City 95 62

IUPUI

■ Loss,
 ■ Non-Conf,
 ■ S Site,
 ■ H Home
 ■ A Away
 N Neutral

Idaho

Through Games Of Dec. 18, 2016

Average RPI Win:	274	WON-LOST	WINNING	LAST 10	STRENGTH OF	OPP. STRENGTH	TEAM	ADJ.	CONF.	ADJ CONF.
Average RPI Loss:	69	RECORD	PCT. RANK	GAMES	SCHEDULE	OF SCHEDULE	RPI	RPI	RPI	RPI
DIV. I ONLY	3- 5	220	3- 5	49	222	111	111	18	18	
DIV. I NON-CONF.	3- 5	218	3- 5	50	222	110	110	18	18	
TOTALS	RPI 1-25	RPI 26-50	W-L RECORDS	RPI 51-100	RPI 101-150	RPI 150+				
3- 5	0- 1	0- 0	OVERALL	0- 3	0- 1	3- 0				
0- 0	0- 0	0- 0	HOME	0- 0	0- 0	0- 0				
3- 2	0- 0	0- 0	AWAY	0- 0	0- 0	3- 0				
0- 3	0- 0	0- 0	NEUTRAL	0- 3	0- 0	0- 0				
3- 5	0- 1	0- 0	NON-CONFERENCE	0- 3	0- 1	3- 0				
0- 0	0- 0	0- 0	HOME	0- 0	0- 0	0- 0				
3- 2	0- 1	0- 0	AWAY	0- 0	0- 1	3- 0				
0- 3	0- 0	0- 0	NEUTRAL	0- 3	0- 0	0- 0				
0- 0	0- 0	0- 0	CONFERENCE	0- 0	0- 0	0- 0				
0- 0	0- 0	0- 0	HOME	0- 0	0- 0	0- 0				
0- 0	0- 0	0- 0	AWAY	0- 0	0- 0	0- 0				
0- 0	0- 0	0- 0	NEUTRAL	0- 0	0- 0	0- 0				

RPI 1-25				RPI 26-50				RPI 51-100				RPI 101+				Team's RPI: 111	
RPI	S	Opponent	Score	RPI	S	Opponent	Score	RPI	S	Opponent	Score	RPI	S	Opponent	Score		
14	A	Washington	53 105					59	N	Oregon St.	49 60	139	A	Grand Canyon	60 64		
								63	N	UNLV	61 73	185	A	Wyoming	74 71		
								70	N	UNI	74 76	289	A	Seattle U	68 64		
												349	A	Cal St. Fullerton	88 86		
LAST 12 Division I GAMES:																	
				185	A	Wyoming	74 71					349	A	Cal St. Fullerton	88 86		
				63	N	UNLV	61 73					289	A	Seattle U	68 64		
				59	N	Oregon St.	49 60										
				139	A	Grand Canyon	60 64										
				70	N	UNI	74 76										
				14	A	Washington	53 105										

Non-Div I Games: Central Wash. 79 45

Idaho

■ Loss,
 ■ Non-Conf, S Site,
 ■ Home
 ■ Away
 N Neutral

Average RPI Win:	282	WON-LOST	WINNING	LAST 10	STRENGTH OF	OPP. STRENGTH	TEAM	ADJ.	CONF.	ADJ CONF.
Average RPI Loss:	115	RECORD	PCT. RANK	GAMES	SCHEDULE	OF SCHEDULE	RPI	RPI	RPI	RPI
DIV. I ONLY	4- 5	192	4- 5	183	260	176	176	18	18	
DIV. I NON-CONF.	4- 5	193	4- 5	183	259	175	175	18	18	
TOTALS	RPI 1-25	RPI 26-50	W-L RECORDS	RPI 51-100	RPI 101-150	RPI 150+				
4- 5	0- 0	0- 0	OVERALL	0- 2	0- 2	4- 1				
2- 0	0- 0	0- 0	HOME	0- 0	0- 0	2- 0				
1- 4	0- 0	0- 0	AWAY	0- 0	0- 0	1- 0				
1- 1	0- 0	0- 0	NEUTRAL	0- 0	0- 1	1- 0				
4- 5	0- 0	0- 0	NON-CONFERENCE	0- 2	0- 2	4- 1				
2- 0	0- 0	0- 0	HOME	0- 0	0- 0	2- 0				
1- 4	0- 0	0- 0	AWAY	0- 2	0- 1	1- 1				
1- 1	0- 0	0- 0	NEUTRAL	0- 0	0- 1	1- 0				
0- 0	0- 0	0- 0	CONFERENCE	0- 0	0- 0	0- 0				
0- 0	0- 0	0- 0	HOME	0- 0	0- 0	0- 0				
0- 0	0- 0	0- 0	AWAY	0- 0	0- 0	0- 0				
0- 0	0- 0	0- 0	NEUTRAL	0- 0	0- 0	0- 0				

RPI 1-25			RPI 26-50			RPI 51-100			RPI 101+			Team's RPI: 176
RPI	S	Opponent	Score	RPI	S	Opponent	Score	RPI	S	Opponent	Score	
						51 A Colorado	56 85	112 A Santa Clara		78 82		
						59 A Oregon St.	38 61	135 N James Madison		53 83		
								187 A Wisconsin		42 35		
								220 A Utah St.		56 69		
								290 N Davidson		70 58		
								309 H UC Irvine		65 54		
								340 H Denver		65 64		
LAST 12 Division I GAMES:												
290 N		Davidson	70 58	340 H		Denver	65 64					
135 N		James Madison	53 83	187 A		Wisconsin	42 35					
309 H		UC Irvine	65 54	51 A		Colorado	56 85					
59 A		Oregon St.	38 61	220 A		Utah St.	56 69					
112 A		Santa Clara	78 82									

Non-Div I Games: Montana Tech 77 55

Idaho St.

Ill.-Chicago

Through Games Of Dec. 18, 2016

Average RPI Win:	0	WON-LOST	WINNING	LAST 10	STRENGTH OF	OPP. STRENGTH	TEAM	ADJ.	CONF.	ADJ CONF.
Average RPI Loss:	175	RECORD	PCT. RANK	GAMES	SCHEDULE	OF SCHEDULE	RPI	RPI	RPI	RPI
DIV. I ONLY	0- 7	332	0- 7	75	336	307	307	21	21	
DIV. I NON-CONF.	0- 7	332	0- 7	75	336	306	306	21	21	
TOTALS	RPI 1-25	RPI 26-50	W-L RECORDS	RPI 51-100	RPI 101-150	RPI 150+				
0- 7	0- 0	0- 1	OVERALL	0- 0	0- 3	0- 3				
0- 3	0- 0	0- 0	HOME	0- 0	0- 1	0- 2				
0- 4	0- 0	0- 1	AWAY	0- 0	0- 2	0- 1				
0- 0	0- 0	0- 0	NEUTRAL	0- 0	0- 0	0- 0				
0- 7	0- 0	0- 1	NON-CONFERENCE	0- 0	0- 3	0- 3				
0- 3	0- 0	0- 0	HOME	0- 0	0- 1	0- 2				
0- 4	0- 0	0- 1	AWAY	0- 0	0- 2	0- 1				
0- 0	0- 0	0- 0	NEUTRAL	0- 0	0- 0	0- 0				
0- 0	0- 0	0- 0	CONFERENCE	0- 0	0- 0	0- 0				
0- 0	0- 0	0- 0	HOME	0- 0	0- 0	0- 0				
0- 0	0- 0	0- 0	AWAY	0- 0	0- 0	0- 0				
0- 0	0- 0	0- 0	NEUTRAL	0- 0	0- 0	0- 0				

RPI 1-25			RPI 26-50			RPI 51-100			RPI 101+			Team's RPI: 307
RPI	S	Opponent	Score	RPI	S	Opponent	Score	RPI	S	Opponent	Score	
				40	A	Northwestern	44 88					
								117	A	Toledo	51 79	
								129	H	IUPUI	57 67	
								134	A	Virginia	39 76	
								193	A	Central Mich.	55 77	
								274	H	Illinois St.	52 59	
								338	H	Fort Wayne	55 61	
LAST 12 Division I GAMES:												
				134	A	Virginia	39 76	40	A	Northwestern	44 88	
								338	H	Fort Wayne	55 61	
								193	A	Central Mich.	55 77	
								117	A	Toledo	51 79	
								129	H	IUPUI	57 67	
								274	H	Illinois St.	52 59	

Non-Div I Games: Lake Forest 84 48 Robert Morris (IL) 106 58

Ill.-Chicago

■ Loss,
 ■ Non-Conf,
 ■ S Site,
 ■ H Home
 ■ A Away
 N Neutral

Average RPI Win:	271	WON-LOST	WINNING	LAST 10	STRENGTH OF	OPP. STRENGTH	TEAM	ADJ.	CONF.	ADJ CONF.
Average RPI Loss:	120	RECORD	PCT. RANK	GAMES	SCHEDULE	OF SCHEDULE	RPI	RPI	RPI	RPI
DIV. I ONLY	5- 6	181	5- 5	229	257	275	275	7	7	
DIV. I NON-CONF.	5- 6	183	5- 6	230	256	272	272	7	7	
TOTALS	RPI 1-25	RPI 26-50	W-L RECORDS	RPI 51-100	RPI 101-150	RPI 150+				
5- 6	0- 0	0- 0	OVERALL	0- 4	0- 0	5- 2				
5- 4	0- 0	0- 0	HOME	0- 2	0- 0	5- 2				
0- 2	0- 0	0- 0	AWAY	0- 2	0- 0	0- 0				
0- 0	0- 0	0- 0	NEUTRAL	0- 0	0- 0	0- 0				
5- 6	0- 0	0- 0	NON-CONFERENCE	0- 4	0- 0	5- 2				
5- 4	0- 0	0- 0	HOME	0- 2	0- 0	5- 2				
0- 2	0- 0	0- 0	AWAY	0- 2	0- 0	0- 0				
0- 0	0- 0	0- 0	NEUTRAL	0- 0	0- 0	0- 0				
0- 0	0- 0	0- 0	CONFERENCE	0- 0	0- 0	0- 0				
0- 0	0- 0	0- 0	HOME	0- 0	0- 0	0- 0				
0- 0	0- 0	0- 0	AWAY	0- 0	0- 0	0- 0				
0- 0	0- 0	0- 0	NEUTRAL	0- 0	0- 0	0- 0				

RPI S	Opponent	Score	RPI S	Opponent	Score	RPI S	Opponent	Score	RPI S	Opponent	Score	Team's RPI: 275
						53	A South Dakota	68 77	186	H FGCU	82 73	
						60	H Wake Forest	70 79	190	H Marshall	53 55	
						90	H Mercer	33 51	218	H Wright St.	76 72	
						94	A George Washington	56 72	234	H Memphis	54 64	
									301	H USC Upstate	77 57	
									311	H Ark.-Pine Bluff	70 58	
									338	H Fort Wayne	56 33	
LAST 12 Division I GAMES:												
186	H FGCU	82 73	90	H Mercer	33 51							
218	H Wright St.	76 72	301	H USC Upstate	77 57							
53	A South Dakota	68 77	234	H Memphis	54 64							
94	A George Washington	56 72	311	H Ark.-Pine Bluff	70 58							
338	H Fort Wayne	56 33	190	H Marshall	53 55							
60	H Wake Forest	70 79										

Non-Div I Games:

Illinois

Average RPI Win:	306	WON-LOST	WINNING	LAST 10	STRENGTH OF	OPP. STRENGTH	TEAM	ADJ.	CONF.	ADJ CONF.
Average RPI Loss:	122	RECORD	PCT. RANK	GAMES	SCHEDULE	OF SCHEDULE	RPI	RPI	RPI	RPI
DIV. I ONLY	3- 6	235	3- 6	208	277	274	274	15	15	
DIV. I NON-CONF.	3- 6	235	3- 6	206	275	271	271	15	15	
TOTALS	RPI 1-25	RPI 26-50	W-L RECORDS	RPI 51-100	RPI 101-150	RPI 150+				
3- 6	0- 1	0- 0	OVERALL	0- 0	0- 4	3- 1				
2- 4	0- 0	0- 0	HOME	0- 0	0- 3	2- 1				
1- 2	0- 1	0- 0	AWAY	0- 0	0- 1	1- 0				
0- 0	0- 0	0- 0	NEUTRAL	0- 0	0- 0	0- 0				
3- 6	0- 1	0- 0	NON-CONFERENCE	0- 0	0- 4	3- 1				
2- 4	0- 0	0- 0	HOME	0- 0	0- 3	2- 1				
1- 2	0- 1	0- 0	AWAY	0- 0	0- 1	1- 0				
0- 0	0- 0	0- 0	NEUTRAL	0- 0	0- 0	0- 0				
0- 0	0- 0	0- 0	CONFERENCE	0- 0	0- 0	0- 0				
0- 0	0- 0	0- 0	HOME	0- 0	0- 0	0- 0				
0- 0	0- 0	0- 0	AWAY	0- 0	0- 0	0- 0				
0- 0	0- 0	0- 0	NEUTRAL	0- 0	0- 0	0- 0				

RPI 1-25				RPI 26-50				RPI 51-100				RPI 101+				Team's RPI: 274	
RPI	S	Opponent	Score	RPI	S	Opponent	Score	RPI	S	Opponent	Score	RPI	S	Opponent	Score		
19	A	Arizona St.	40 76									110	H	George Mason	46 72		
												131	A	Northern Ill.	66 108		
												137	H	Milwaukee	60 68		
												148	H	Yale	45 59		
												187	H	Wisconsin	46 64		
												281	H	Valparaiso	77 56		
												307	A	Ill.-Chicago	59 52		
												329	H	Eastern Ill.	60 49		
LAST 12 Division I GAMES:																	
137	H	Milwaukee	60 68	110	H	George Mason	46 72										
187	H	Wisconsin	46 64	307	A	Ill.-Chicago	59 52										
329	H	Eastern Ill.	60 49	19	A	Arizona St.	40 76										
131	A	Northern Ill.	66 108														
148	H	Yale	45 59														
281	H	Valparaiso	77 56														

Non-Div I Games:

Illinois St.

Average RPI Win: 0		WON-LOST	WINNING	LAST 10	STRENGTH OF	OPP. STRENGTH	TEAM	ADJ.	CONF.	ADJ CONF.
Average RPI Loss: 237		RECORD	PCT. RANK	GAMES	SCHEDULE	OF SCHEDULE	RPI	RPI	RPI	RPI
DIV. I ONLY		0- 9	332	0- 9	288	343	346	346	27	27
DIV. I NON-CONF.		0- 9	332	0- 9	290	343	346	346	27	27
TOTALS	RPI 1-25		RPI 26-50		W-L RECORDS		RPI 51-100		RPI 101-150	RPI 150+
0- 9	0- 0		0- 0		OVERALL	0- 0		0- 2		0- 7
0- 2	0- 0		0- 0		HOME	0- 0		0- 1		0- 1
0- 5	0- 0		0- 0		AWAY	0- 0		0- 0		0- 0
0- 2	0- 0		0- 0		NEUTRAL	0- 0		0- 0		0- 2
0- 9	0- 0		0- 0		NON-CONFERENCE	0- 0		0- 2		0- 7
0- 2	0- 0		0- 0		HOME	0- 0		0- 1		0- 1
0- 5	0- 0		0- 0		AWAY	0- 0		0- 1		0- 4
0- 2	0- 0		0- 0		NEUTRAL	0- 0		0- 0		0- 2
0- 0	0- 0		0- 0		CONFERENCE	0- 0		0- 0		0- 0
0- 0	0- 0		0- 0		HOME	0- 0		0- 0		0- 0
0- 0	0- 0		0- 0		AWAY	0- 0		0- 0		0- 0
0- 0	0- 0		0- 0		NEUTRAL	0- 0		0- 0		0- 0

RPI 1-25				RPI 26-50				RPI 51-100				RPI 101+				Team's RPI: 346	
RPI	S	Opponent	Score	RPI	S	Opponent	Score	RPI	S	Opponent	Score	RPI	S	Opponent	Score		
												122	H	Rice	43	60	
												145	A	TCU	40	88	
												216	A	Wichita St.	63	73	
												220	N	Utah St.	46	79	
												246	H	Eastern Mich.	47	66	
												254	A	North Texas	61	84	
												268	A	Texas St.	50	67	
												316	N	Murray St.	68	72	
												345	A	Montana	56	61	
LAST 12 Division I GAMES:																	
				246	H	Eastern Mich.	47	66	216	A	Wichita St.	63	73				
				220	N	Utah St.	46	79	316	N	Murray St.	68	72				
				345	A	Montana	56	61	254	A	North Texas	61	84				
				268	A	Texas St.	50	67	122	H	Rice	43	60				
				145	A	TCU	40	88									

Non-Div I Games:

Incarnate Word

Loss, Non-Conf, S Site, H Home A Away N Neutral

Indiana

Through Games Of Dec. 18, 2016

Average RPI Win:	225	WON-LOST	WINNING	LAST 10	STRENGTH OF	OPP. STRENGTH	TEAM	ADJ.	CONF.	ADJ CONF.
Average RPI Loss:	85	RECORD	PCT. RANK	GAMES	SCHEDULE	OF SCHEDULE	RPI	RPI	RPI	RPI
DIV. I ONLY	8- 3	71	7- 3	217	175	91	91	7	7	
DIV. I NON-CONF.	8- 3	70	8- 3	215	176	91	91	7	7	
TOTALS	RPI 1-25	RPI 26-50	W-L RECORDS	RPI 51-100	RPI 101-150	RPI 150+				
8- 3	0- 0	1- 1	OVERALL	0- 1	1- 1	6- 0				
6- 0	0- 0	1- 0	HOME	0- 0	0- 0	5- 0				
2- 3	0- 0	0- 1	AWAY	0- 1	1- 1	1- 0				
0- 0	0- 0	0- 0	NEUTRAL	0- 0	0- 0	0- 0				
8- 3	0- 0	1- 1	NON-CONFERENCE	0- 1	1- 1	6- 0				
6- 0	0- 0	1- 0	HOME	0- 0	0- 0	5- 0				
2- 3	0- 0	0- 1	AWAY	0- 1	1- 1	1- 0				
0- 0	0- 0	0- 0	NEUTRAL	0- 0	0- 0	0- 0				
0- 0	0- 0	0- 0	CONFERENCE	0- 0	0- 0	0- 0				
0- 0	0- 0	0- 0	HOME	0- 0	0- 0	0- 0				
0- 0	0- 0	0- 0	AWAY	0- 0	0- 0	0- 0				
0- 0	0- 0	0- 0	NEUTRAL	0- 0	0- 0	0- 0				

RPI 1-25				RPI 26-50				RPI 51-100				Team's RPI: 91		RPI 101+			
RPI	S	Opponent	Score	RPI	S	Opponent	Score	RPI	S	Opponent	Score			RPI	S	Opponent	Score
				34	A	Auburn	67 71	84	A	North Carolina St.	70 84			116	A	Chattanooga	79 76
				44	H	Vanderbilt	94 61							136	A	Western Ky.	74 85
														214	H	Oakland	84 59
														226	H	Presbyterian	71 37
														254	A	North Texas	94 64
														281	H	Valparaiso	87 58
														326	H	Northern Ky.	100 49
														341	H	UMass Lowell	79 45
LAST 12 Division I GAMES:																	
				214	H	Oakland	84 59	281	H	Valparaiso	87 58						
				136	A	Western Ky.	74 85	326	H	Northern Ky.	100 49						
				116	A	Chattanooga	79 76	254	A	North Texas	94 64						
				44	H	Vanderbilt	94 61	84	A	North Carolina St.	70 84						
				226	H	Presbyterian	71 37	34	A	Auburn	67 71						
								341	H	UMass Lowell	79 45						

Non-Div I Games:

Indiana

■ Loss,
■ Non-Conf,
■ S Site,
■ H Home
■ A Away
N Neutral

Average RPI Win: 262		WON-LOST	WINNING	LAST 10	STRENGTH OF	OPP. STRENGTH	TEAM	ADJ.	CONF.	ADJ CONF.
Average RPI Loss: 177		RECORD	PCT. RANK	GAMES	SCHEDULE	OF SCHEDULE	RPI	RPI	RPI	RPI
DIV. I ONLY		5- 5	156	5- 5	253	275	171	171	15	15
DIV. I NON-CONF.		5- 5	159	5- 5	255	273	171	171	15	15
TOTALS	RPI 1-25		RPI 26-50		W-L RECORDS		RPI 51-100		RPI 101-150	RPI 150+
5- 5	0- 0		0- 0		OVERALL	0- 1		0- 1		5- 3
1- 1	0- 0		0- 0		HOME	0- 0		0- 1		1- 0
4- 4	0- 0		0- 0		AWAY	0- 1		0- 0		4- 3
0- 0	0- 0		0- 0		NEUTRAL	0- 0		0- 0		0- 0
5- 5	0- 0		0- 0		NON-CONFERENCE	0- 1		0- 1		5- 3
1- 1	0- 0		0- 0		HOME	0- 0		0- 1		1- 0
4- 4	0- 0		0- 0		AWAY	0- 1		0- 0		4- 3
0- 0	0- 0		0- 0		NEUTRAL	0- 0		0- 0		0- 0
0- 0	0- 0		0- 0		CONFERENCE	0- 0		0- 0		0- 0
0- 0	0- 0		0- 0		HOME	0- 0		0- 0		0- 0
0- 0	0- 0		0- 0		AWAY	0- 0		0- 0		0- 0
0- 0	0- 0		0- 0		NEUTRAL	0- 0		0- 0		0- 0

RPI 1-25				RPI 26-50				RPI 51-100				RPI 101+				Team's RPI: 171	
RPI	S	Opponent	Score	RPI	S	Opponent	Score	RPI	S	Opponent	Score	RPI	S	Opponent	Score		
								57	A	Missouri	48	77	129	H	IUPUI	35	45
												174	A	Omaha	45	72	
												188	A	Saint Louis	70	67	
												210	A	Cincinnati	63	55	
												250	A	Butler	48	66	
												258	A	Miami (OH)	62	54	
												277	A	Fla. Atlantic	67	70	
												326	H	Northern Ky.	58	38	
												329	A	Eastern Ill.	88	61	
LAST 12 Division I GAMES:																	
				250	A	Butler	48	66	258	A	Miami (OH)	62	54				
				188	A	Saint Louis	70	67	129	H	IUPUI	35	45				
				277	A	Fla. Atlantic	67	70	329	A	Eastern Ill.	88	61				
				326	H	Northern Ky.	58	38	174	A	Omaha	45	72				
									57	A	Missouri	48	77				
									210	A	Cincinnati	63	55				

Non-Div I Games:

Indiana St.

■ Loss, ■ Non-Conf, S Site, H Home A Away N Neutral

Average RPI Win:	191	WON-LOST	WINNING	LAST 10	STRENGTH OF	OPP. STRENGTH	TEAM	ADJ.	CONF.	ADJ CONF.
Average RPI Loss:	167	RECORD	PCT. RANK	GAMES	SCHEDULE	OF SCHEDULE	RPI	RPI	RPI	RPI
DIV. I ONLY	6- 4	128	6- 4	261	137	173	173	17	17	
DIV. I NON-CONF.	5- 3	118	5- 3	249	100	159	159	17	17	
TOTALS	RPI 1-25	RPI 26-50	W-L RECORDS	RPI 51-100	RPI 101-150	RPI 150+				
6- 4	0- 0	0- 0	OVERALL	0- 2	1- 0	5- 2				
5- 1	0- 0	0- 0	HOME	0- 1	1- 0	4- 0				
1- 3	0- 0	0- 0	AWAY	0- 1	0- 0	1- 2				
0- 0	0- 0	0- 0	NEUTRAL	0- 0	0- 0	0- 0				
5- 3	0- 0	0- 0	NON-CONFERENCE	0- 2	1- 0	4- 1				
4- 1	0- 0	0- 0	HOME	0- 1	1- 0	3- 0				
1- 2	0- 0	0- 0	AWAY	0- 1	0- 0	1- 1				
0- 0	0- 0	0- 0	NEUTRAL	0- 0	0- 0	0- 0				
1- 1	0- 0	0- 0	CONFERENCE	0- 0	0- 0	1- 1				
1- 0	0- 0	0- 0	HOME	0- 0	0- 0	1- 0				
0- 1	0- 0	0- 0	AWAY	0- 0	0- 0	0- 1				
0- 0	0- 0	0- 0	NEUTRAL	0- 0	0- 0	0- 0				

RPI 1-25			RPI 26-50			RPI 51-100			RPI 101+			Team's RPI: 173
RPI	S	Opponent	Score	RPI	S	Opponent	Score	RPI	S	Opponent	Score	
						67	H Duquesne	58	61	107	H Fordham	55 46
						75	A Navy	68	73	167	H Manhattan	70 53
										169	A VCU	59 57
										181	H Saint Joseph's	58 57
										219	H Stony Brook	57 46
										254	A North Texas	55 66
										271	A Fairfield	59 68
										302	H St. Francis Brooklyn	62 46
LAST 12 Division I GAMES:												
302	H	St. Francis Brooklyn	62 46	169	A	VCU	59 57	254	A	North Texas	55 66	
107	H	Fordham	55 46	75	A	Navy	68 73	67	H	Duquesne	58 61	
271	A	Fairfield	59 68	181	H	Saint Joseph's	58 57	219	H	Stony Brook	57 46	
167	H	Manhattan	70 53									

Non-Div I Games:

Iona

Average RPI Win:	146	WON-LOST	WINNING	LAST 10	STRENGTH OF	OPP. STRENGTH	TEAM	ADJ.	CONF.	ADJ CONF.
Average RPI Loss:	31	RECORD	PCT. RANK	GAMES	SCHEDULE	OF SCHEDULE	RPI	RPI	RPI	RPI
DIV. I ONLY	8- 4	99	0- 1	29	54	61	61	7	7	
DIV. I NON-CONF.	8- 4	98	0- 1	29	54	63	63	7	7	
TOTALS	RPI 1-25	RPI 26-50	W-L RECORDS	RPI 51-100	RPI 101-150	RPI 150+				
8- 4	0- 2	0- 1	OVERALL	4- 1	1- 0	3- 0				
6- 2	0- 1	0- 0	HOME	4- 1	0- 0	2- 0				
1- 1	0- 0	0- 1	AWAY	0- 0	0- 0	1- 0				
1- 1	0- 1	0- 0	NEUTRAL	0- 0	1- 0	0- 0				
8- 4	0- 2	0- 1	NON-CONFERENCE	4- 1	1- 0	3- 0				
6- 2	0- 1	0- 0	HOME	4- 1	0- 0	2- 0				
1- 1	0- 0	0- 1	AWAY	0- 0	0- 0	1- 0				
1- 1	0- 1	0- 0	NEUTRAL	0- 0	1- 0	0- 0				
0- 0	0- 0	0- 0	CONFERENCE	0- 0	0- 0	0- 0				
0- 0	0- 0	0- 0	HOME	0- 0	0- 0	0- 0				
0- 0	0- 0	0- 0	AWAY	0- 0	0- 0	0- 0				
0- 0	0- 0	0- 0	NEUTRAL	0- 0	0- 0	0- 0				

RPI 1-25				RPI 26-50				RPI 51-100 Team's RPI: 61				RPI 101+			
RPI	S	Opponent	Score	RPI	S	Opponent	Score	RPI	S	Opponent	Score	RPI	S	Opponent	Score
2	H	Notre Dame	58 73	33	A	Drake	76 81	65	H	South Dakota St.	64 66	135	N	James Madison	90 75
24	N	UCLA	65 78					70	H	UNI	88 39	208	H	Robert Morris	81 60
								87	H	Hampton	84 51	213	A	North Dakota	75 60
								89	H	Iowa St.	88 76	264	H	Massachusetts	71 30
								99	H	Oral Roberts	96 76				
LAST 12 Division I GAMES:															
65	H	South Dakota St.	64 66	135	N	James Madison	90 75								
33	A	Drake	76 81	24	N	UCLA	65 78								
208	H	Robert Morris	81 60	264	H	Massachusetts	71 30								
89	H	Iowa St.	88 76	213	A	North Dakota	75 60								
70	H	UNI	88 39	87	H	Hampton	84 51								
2	H	Notre Dame	58 73	99	H	Oral Roberts	96 76								

Non-Div I Games:

Iowa

Average RPI Win:	189	WON-LOST	WINNING	LAST 10	STRENGTH OF	OPP. STRENGTH	TEAM	ADJ.	CONF.	ADJ CONF.
Average RPI Loss:	33	RECORD	PCT. RANK	GAMES	SCHEDULE	OF SCHEDULE	RPI	RPI	RPI	RPI
DIV. I ONLY	8- 2	40	8- 2	200	34	89	89	4	4	
DIV. I NON-CONF.	8- 2	40	8- 2	200	33	89	89	4	4	
TOTALS	RPI 1-25	RPI 26-50	W-L RECORDS	RPI 51-100	RPI 101-150	RPI 150+				
8- 2	0- 1	1- 0	OVERALL	1- 1	2- 0	4- 0				
8- 1	0- 1	1- 0	HOME	1- 0	2- 0	4- 0				
0- 1	0- 0	0- 0	AWAY	0- 1	0- 0	0- 0				
0- 0	0- 0	0- 0	NEUTRAL	0- 0	0- 0	0- 0				
8- 2	0- 1	1- 0	NON-CONFERENCE	1- 1	2- 0	4- 0				
8- 1	0- 1	1- 0	HOME	1- 0	2- 0	4- 0				
0- 1	0- 0	0- 0	AWAY	0- 1	0- 0	0- 0				
0- 0	0- 0	0- 0	NEUTRAL	0- 0	0- 0	0- 0				
0- 0	0- 0	0- 0	CONFERENCE	0- 0	0- 0	0- 0				
0- 0	0- 0	0- 0	HOME	0- 0	0- 0	0- 0				
0- 0	0- 0	0- 0	AWAY	0- 0	0- 0	0- 0				
0- 0	0- 0	0- 0	NEUTRAL	0- 0	0- 0	0- 0				

RPI 1-25				RPI 26-50				RPI 51-100 Team's RPI: 89				RPI 101+			
RPI	S	Opponent	Score	RPI	S	Opponent	Score	RPI	S	Opponent	Score	RPI	S	Opponent	Score
4	H	Mississippi St.	81 85	33	H	Drake	75 67	61	A	Iowa	76 88	131	H	Northern Ill.	97 89
								70	H	UNI	76 68	133	H	New Orleans	100 63
												270	H	Delaware St.	88 57
												280	H	Arkansas St.	105 53
												287	H	UC Santa Barbara	77 60
												305	H	Savannah St.	74 51
LAST 12 Division I GAMES:															
270	H	Delaware St.	88 57	305	H	Savannah St.	74 51	131	H	Northern Ill.	97 89	33	H	Drake	75 67
61	A	Iowa	76 88	70	H	UNI	76 68	287	H	UC Santa Barbara	77 60				
133	H	New Orleans	100 63												
4	H	Mississippi St.	81 85												
280	H	Arkansas St.	105 53												

Non-Div I Games:

Iowa St.

Average RPI Win:	240	WON-LOST	WINNING	LAST 10	STRENGTH OF	OPP. STRENGTH	TEAM	ADJ.	CONF.	ADJ CONF.
Average RPI Loss:	251	RECORD	PCT. RANK	GAMES	SCHEDULE	OF SCHEDULE	RPI	RPI	RPI	RPI
DIV. I ONLY	2- 4	235	2- 4	335	251	310	310	30	30	
DIV. I NON-CONF.	2- 4	235	2- 4	335	250	309	309	30	30	
TOTALS	RPI 1-25	RPI 26-50	W-L RECORDS	RPI 51-100	RPI 101-150	RPI 150+				
2- 4	0- 0	0- 0	OVERALL	0- 1	0- 0	2- 3				
1- 0	0- 0	0- 0	HOME	0- 0	0- 0	1- 0				
0- 4	0- 0	0- 0	AWAY	0- 0	0- 0	0- 1				
1- 0	0- 0	0- 0	NEUTRAL	0- 0	0- 0	1- 0				
2- 4	0- 0	0- 0	NON-CONFERENCE	0- 1	0- 0	2- 3				
1- 0	0- 0	0- 0	HOME	0- 0	0- 0	1- 0				
0- 4	0- 0	0- 0	AWAY	0- 1	0- 0	0- 3				
1- 0	0- 0	0- 0	NEUTRAL	0- 0	0- 0	1- 0				
0- 0	0- 0	0- 0	CONFERENCE	0- 0	0- 0	0- 0				
0- 0	0- 0	0- 0	HOME	0- 0	0- 0	0- 0				
0- 0	0- 0	0- 0	AWAY	0- 0	0- 0	0- 0				
0- 0	0- 0	0- 0	NEUTRAL	0- 0	0- 0	0- 0				

RPI 1-25			RPI 26-50			RPI 51-100			RPI 101+			Team's RPI: 310
RPI	S	Opponent	Score	RPI	S	Opponent	Score	RPI	S	Opponent	Score	
						93 A Ole Miss	41 89			224 N Saint Francis (PA)	88 84	
										255 H Southeastern La.	83 66	
										277 A Fla. Atlantic	58 67	
										303 A Nicholls St.	76 83	
										330 A Northwestern St.	65 83	
LAST 12 Division I GAMES:												
						255 H Southeastern La.	83 66			224 N Saint Francis (PA)	88 84	
						330 A Northwestern St.	65 83			277 A Fla. Atlantic	58 67	
						93 A Ole Miss	41 89					
						303 A Nicholls St.	76 83					

Non-Div I Games: Blue Mountain 86 54 LeMoyne-Owen 88 67 Lane 57 52

Jackson St.

Jacksonville

Through Games Of Dec. 18, 2016

Average RPI Win:	229	WON-LOST	WINNING	LAST 10	STRENGTH OF	OPP. STRENGTH	TEAM	ADJ.	CONF.	ADJ CONF.
Average RPI Loss:	14	RECORD	PCT. RANK	GAMES	SCHEDULE	OF SCHEDULE	RPI	RPI	RPI	RPI
DIV. I ONLY	6- 2	64	6- 2	174	105	72	72	26	26	
DIV. I NON-CONF.	6- 2	63	6- 2	174	107	73	73	26	26	
TOTALS	RPI 1-25	RPI 26-50	W-L RECORDS	RPI 51-100	RPI 101-150	RPI 150+				
6- 2	0- 2	0- 0	OVERALL	0- 0	2- 0	4- 0				
4- 0	0- 0	0- 0	HOME	0- 0	2- 0	2- 0				
2- 2	0- 2	0- 0	AWAY	0- 0	0- 0	2- 0				
0- 0	0- 0	0- 0	NEUTRAL	0- 0	0- 0	0- 0				
6- 2	0- 2	0- 0	NON-CONFERENCE	0- 0	2- 0	4- 0				
4- 0	0- 0	0- 0	HOME	0- 0	2- 0	2- 0				
2- 2	0- 2	0- 0	AWAY	0- 0	0- 0	2- 0				
0- 0	0- 0	0- 0	NEUTRAL	0- 0	0- 0	0- 0				
0- 0	0- 0	0- 0	CONFERENCE	0- 0	0- 0	0- 0				
0- 0	0- 0	0- 0	HOME	0- 0	0- 0	0- 0				
0- 0	0- 0	0- 0	AWAY	0- 0	0- 0	0- 0				
0- 0	0- 0	0- 0	NEUTRAL	0- 0	0- 0	0- 0				

RPI 1-25				RPI 26-50				RPI 51-100				Team's RPI: 72		RPI 101+			
RPI	S	Opponent	Score	RPI	S	Opponent	Score	RPI	S	Opponent	Score			RPI	S	Opponent	Score
6	A	Florida St.	47 90											132	H	South Ala.	62 55
21	A	South Fla.	52 64											140	H	Troy	77 70
														184	A	FIU	71 56
														303	H	Nicholls St.	76 71
														305	A	Savannah St.	55 40
														312	H	Bethune-Cookman	69 63
LAST 12 Division I GAMES:																	
				140	H	Troy	77 70					305	A	Savannah St.	55 40		
				184	A	FIU	71 56					132	H	South Ala.	62 55		
												303	H	Nicholls St.	76 71		
												21	A	South Fla.	52 64		
												6	A	Florida St.	47 90		
												312	H	Bethune-Cookman	69 63		

Non-Div I Games: Thomas (GA) 100 43 Johnson & Wales (FI110 31 Fla. Memorial 76 51

Jacksonville

Loss, Non-Conf, S Site, H Home A Away N Neutral

Average RPI Win:	301	WON-LOST	WINNING	LAST 10	STRENGTH OF	OPP. STRENGTH	TEAM	ADJ.	CONF.	ADJ CONF.
Average RPI Loss:	127	RECORD	PCT. RANK	GAMES	SCHEDULE	OF SCHEDULE	RPI	RPI	RPI	RPI
DIV. I ONLY	6- 4	128	6- 3	346	106	236	236	29	29	
DIV. I NON-CONF.	6- 4	129	6- 4	346	108	237	237	29	29	
TOTALS	RPI 1-25	RPI 26-50	W-L RECORDS	RPI 51-100	RPI 101-150	RPI 150+				
6- 4	0- 1	0- 0	OVERALL	0- 1	0- 1	6- 1				
2- 1	0- 0	0- 0	HOME	0- 0	0- 1	2- 0				
3- 3	0- 1	0- 0	AWAY	0- 1	0- 0	3- 1				
1- 0	0- 0	0- 0	NEUTRAL	0- 0	0- 0	1- 0				
6- 4	0- 1	0- 0	NON-CONFERENCE	0- 1	0- 1	6- 1				
2- 1	0- 0	0- 0	HOME	0- 0	0- 1	2- 0				
3- 3	0- 1	0- 0	AWAY	0- 1	0- 0	3- 1				
1- 0	0- 0	0- 0	NEUTRAL	0- 0	0- 0	1- 0				
0- 0	0- 0	0- 0	CONFERENCE	0- 0	0- 0	0- 0				
0- 0	0- 0	0- 0	HOME	0- 0	0- 0	0- 0				
0- 0	0- 0	0- 0	AWAY	0- 0	0- 0	0- 0				
0- 0	0- 0	0- 0	NEUTRAL	0- 0	0- 0	0- 0				

RPI 1-25				RPI 26-50				RPI 51-100				RPI 101+ Team's RPI: 236			
RPI	S	Opponent	Score	RPI	S	Opponent	Score	RPI	S	Opponent	Score	RPI	S	Opponent	Score
6	A	Florida St.	62 73					93	A	Ole Miss	50 68	133	H	New Orleans	79 81
												217	H	Ga. Southern	67 55
												277	A	Fla. Atlantic	55 63
												288	A	Kennesaw St.	65 59
												303	H	Nicholls St.	75 52
												305	A	Savannah St.	64 57
												342	A	Alcorn	70 66
												348	N	Florida A&M	66 54
LAST 12 Division I GAMES:															
303	H	Nicholls St.	75 52	217	H	Ga. Southern	67 55								
342	A	Alcorn	70 66	93	A	Ole Miss	50 68								
305	A	Savannah St.	64 57	288	A	Kennesaw St.	65 59								
348	N	Florida A&M	66 54	6	A	Florida St.	62 73								
277	A	Fla. Atlantic	55 63												
133	H	New Orleans	79 81												

Non-Div I Games: Brewton Parker 89 26

Jacksonville St.

Average RPI Win:	221	WON-LOST	WINNING	LAST 10	STRENGTH OF	OPP. STRENGTH	TEAM	ADJ.	CONF.	ADJ CONF.
Average RPI Loss:	32	RECORD	PCT. RANK	GAMES	SCHEDULE	OF SCHEDULE	RPI	RPI	RPI	RPI
DIV. I ONLY	5- 3	120	5- 3	247	8	135	135	8	8	
DIV. I NON-CONF.	5- 3	118	5- 3	248	8	136	136	8	8	
TOTALS	RPI 1-25	RPI 26-50	W-L RECORDS	RPI 51-100	RPI 101-150	RPI 150+				
5- 3	0- 1	0- 1	OVERALL	1- 1	0- 0	4- 0				
2- 1	0- 0	0- 1	HOME	1- 0	0- 0	1- 0				
2- 1	0- 1	0- 0	AWAY	0- 0	0- 0	2- 0				
1- 1	0- 0	0- 0	NEUTRAL	0- 1	0- 0	1- 0				
5- 3	0- 1	0- 1	NON-CONFERENCE	1- 1	0- 0	4- 0				
2- 1	0- 0	0- 1	HOME	1- 0	0- 0	1- 0				
2- 1	0- 1	0- 0	AWAY	0- 0	0- 0	2- 0				
1- 1	0- 0	0- 0	NEUTRAL	0- 1	0- 0	1- 0				
0- 0	0- 0	0- 0	CONFERENCE	0- 0	0- 0	0- 0				
0- 0	0- 0	0- 0	HOME	0- 0	0- 0	0- 0				
0- 0	0- 0	0- 0	AWAY	0- 0	0- 0	0- 0				
0- 0	0- 0	0- 0	NEUTRAL	0- 0	0- 0	0- 0				

RPI 1-25				RPI 26-50				RPI 51-100				RPI 101+ Team's RPI: 135			
RPI	S	Opponent	Score	RPI	S	Opponent	Score	RPI	S	Opponent	Score	RPI	S	Opponent	Score
6	A	Florida St.	64 84	29	H	Tennessee	69 81	61	N	Iowa	75 90	176	N	Idaho St.	83 53
								87	H	Hampton	71 50	205	A	Rutgers	82 76
												302	H	St. Francis Brooklyn	83 57
												333	A	Liberty	62 48
LAST 12 Division I GAMES:															
61	N	Iowa	75 90	205	A	Rutgers	82 76								
176	N	Idaho St.	83 53	87	H	Hampton	71 50								
6	A	Florida St.	64 84												
333	A	Liberty	62 48												
302	H	St. Francis Brooklyn	83 57												
29	H	Tennessee	69 81												

Non-Div I Games:

James Madison

■ Loss,
 ■ Non-Conf,
 S Site,
 ■ Home
 ■ Away
 N Neutral

Kansas

Through Games Of Dec. 18, 2016

Average RPI Win:	186	WON-LOST	WINNING	LAST 10	STRENGTH OF	OPP. STRENGTH	TEAM	ADJ.	CONF.	ADJ CONF.
Average RPI Loss:	88	RECORD	PCT. RANK	GAMES	SCHEDULE	OF SCHEDULE	RPI	RPI	RPI	RPI
DIV. I ONLY	5- 5	156	5- 5	83	166	146	146	4	4	
DIV. I NON-CONF.	5- 5	159	5- 5	83	168	148	148	4	4	
TOTALS	RPI 1-25	RPI 26-50	W-L RECORDS	RPI 51-100	RPI 101-150	RPI 150+				
5- 5	0- 0	0- 1	OVERALL	1- 1	1- 3	3- 0				
4- 3	0- 0	0- 1	HOME	1- 1	1- 1	2- 0				
1- 2	0- 0	0- 0	AWAY	0- 0	0- 2	1- 0				
0- 0	0- 0	0- 0	NEUTRAL	0- 0	0- 0	0- 0				
5- 5	0- 0	0- 1	NON-CONFERENCE	1- 1	1- 3	3- 0				
4- 3	0- 0	0- 1	HOME	1- 1	1- 1	2- 0				
1- 2	0- 0	0- 0	AWAY	0- 0	0- 2	1- 0				
0- 0	0- 0	0- 0	NEUTRAL	0- 0	0- 0	0- 0				
0- 0	0- 0	0- 0	CONFERENCE	0- 0	0- 0	0- 0				
0- 0	0- 0	0- 0	HOME	0- 0	0- 0	0- 0				
0- 0	0- 0	0- 0	AWAY	0- 0	0- 0	0- 0				
0- 0	0- 0	0- 0	NEUTRAL	0- 0	0- 0	0- 0				

RPI S	Opponent	Score	RPI S	Opponent	Score	RPI S	Opponent	Score	RPI S	Opponent	Score	Team's RPI: 146
45	H Harvard	59 69	64	H SMU	63 75	99	H Oral Roberts	64 56	101	A Creighton	49 69	
									102	A Alabama	65 71	
									128	H Missouri St.	64 87	
									144	H Arizona	75 51	
									213	H North Dakota	76 71	
									234	A Memphis	68 58	
									240	H Rhode Island	72 36	
LAST 12 Division I GAMES:												
99	H Oral Roberts	64 56	144	H Arizona	75 51							
234	A Memphis	68 58	240	H Rhode Island	72 36							
64	H SMU	63 75	45	H Harvard	59 69							
128	H Missouri St.	64 87	102	A Alabama	65 71							
			101	A Creighton	49 69							
			213	H North Dakota	76 71							

Non-Div I Games:

Kansas

Loss, Non-Conf, S Site, H Home A Away N Neutral

Average RPI Win:	142	WON-LOST	WINNING	LAST 10	STRENGTH OF	OPP. STRENGTH	TEAM	ADJ.	CONF.	ADJ CONF.
Average RPI Loss:	1	RECORD	PCT. RANK	GAMES	SCHEDULE	OF SCHEDULE	RPI	RPI	RPI	RPI
DIV. I ONLY	10- 1	14	9- 1	65	7	15	15	4	4	
DIV. I NON-CONF.	10- 1	14	10- 1	65	7	15	15	4	4	
TOTALS	RPI 1-25	RPI 26-50	W-L RECORDS	RPI 51-100	RPI 101-150	RPI 150+				
10- 1	1- 1	1- 0	OVERALL	3- 0	0- 0	5- 0				
6- 1	0- 1	1- 0	HOME	2- 0	0- 0	3- 0				
1- 0	0- 0	0- 0	AWAY	0- 0	0- 0	1- 0				
3- 0	1- 0	0- 0	NEUTRAL	1- 0	0- 0	1- 0				
10- 1	1- 1	1- 0	NON-CONFERENCE	3- 0	0- 0	5- 0				
6- 1	0- 1	1- 0	HOME	2- 0	0- 0	3- 0				
1- 0	0- 0	0- 0	AWAY	0- 0	0- 0	1- 0				
3- 0	1- 0	0- 0	NEUTRAL	1- 0	0- 0	1- 0				
0- 0	0- 0	0- 0	CONFERENCE	0- 0	0- 0	0- 0				
0- 0	0- 0	0- 0	HOME	0- 0	0- 0	0- 0				
0- 0	0- 0	0- 0	AWAY	0- 0	0- 0	0- 0				
0- 0	0- 0	0- 0	NEUTRAL	0- 0	0- 0	0- 0				

RPI 1-25				RPI 26-50				RPI 51-100				RPI 101+			
RPI	S	Opponent	Score	RPI	S	Opponent	Score	RPI	S	Opponent	Score	RPI	S	Opponent	Score
1	H	UConn	58 75	34	H	Auburn	71 66	52	H	UT Arlington	62 49	155	H	Tulsa	82 62
7	N	LSU	69 54					74	H	Lamar University	68 43	174	A	Omaha	70 57
								84	N	North Carolina St.	67 50	209	H	Princeton	60 42
												304	N	UTEP	61 40
												323	H	Chicago St.	83 33
LAST 12 Division I GAMES:															
209	H	Princeton	60 42	52	H	UT Arlington	62 49								
1	H	UConn	58 75	174	A	Omaha	70 57								
74	H	Lamar University	68 43	34	H	Auburn	71 66								
155	H	Tulsa	82 62	304	N	UTEP	61 40								
323	H	Chicago St.	83 33	7	N	LSU	69 54								
				84	N	North Carolina St.	67 50								

Non-Div I Games:

Kansas St.

Average RPI Win:	305	WON-LOST	WINNING	LAST 10	STRENGTH OF	OPP. STRENGTH	TEAM	ADJ.	CONF.	ADJ CONF.
Average RPI Loss:	144	RECORD	PCT. RANK	GAMES	SCHEDULE	OF SCHEDULE	RPI	RPI	RPI	RPI
DIV. I ONLY	1- 8	317	1- 8	81	298	288	288	26	26	
DIV. I NON-CONF.	1- 8	317	1- 8	81	298	286	286	26	26	
TOTALS	RPI 1-25	RPI 26-50	W-L RECORDS	RPI 51-100	RPI 101-150	RPI 150+				
1- 8	0- 0	0- 2	OVERALL	0- 2	0- 0	1- 4				
1- 3	0- 0	0- 0	HOME	0- 1	0- 0	1- 2				
0- 5	0- 0	0- 0	AWAY	0- 0	0- 0	0- 0				
0- 0	0- 0	0- 0	NEUTRAL	0- 0	0- 0	0- 0				
1- 8	0- 0	0- 2	NON-CONFERENCE	0- 2	0- 0	1- 4				
1- 3	0- 0	0- 0	HOME	0- 1	0- 0	1- 2				
0- 5	0- 0	0- 2	AWAY	0- 1	0- 0	0- 2				
0- 0	0- 0	0- 0	NEUTRAL	0- 0	0- 0	0- 0				
0- 0	0- 0	0- 0	CONFERENCE	0- 0	0- 0	0- 0				
0- 0	0- 0	0- 0	HOME	0- 0	0- 0	0- 0				
0- 0	0- 0	0- 0	AWAY	0- 0	0- 0	0- 0				
0- 0	0- 0	0- 0	NEUTRAL	0- 0	0- 0	0- 0				

RPI S	Opponent	Score	RPI S	Opponent	Score	RPI S	Opponent	Score	RPI S	Opponent	Score	Team's RPI: 288
32	A Georgia	40 82	55	H Georgia Tech	49 86	178	A Georgia St.	59 62				
44	A Vanderbilt	54 86	90	A Mercer	46 61	198	H Morehead St.	50 71				
						236	H Jacksonville St.	59 65				
						305	H Savannah St.	72 60				
						315	A Austin Peay	49 68				
LAST 12 Division I GAMES:												
198	H Morehead St.	50 71	32	A Georgia	40 82							
315	A Austin Peay	49 68	305	H Savannah St.	72 60							
90	A Mercer	46 61	178	A Georgia St.	59 62							
			55	H Georgia Tech	49 86							
			236	H Jacksonville St.	59 65							
			44	A Vanderbilt	54 86							

Non-Div I Games:

Kennesaw St.

K
e
n
t
s
t
.

K
e
n
t
s
t
.

Kent St.

Page 135

Average RPI Win: 122	WON-LOST	WINNING	LAST 10	STRENGTH OF	OPP. STRENGTH	TEAM	ADJ.	CONF.	ADJ CONF.
Average RPI Loss: 40	RECORD	PCT. RANK	GAMES	SCHEDULE	OF SCHEDULE	RPI	RPI	RPI	RPI
DIV. I ONLY	8- 3	71	7- 3	3	183	8	8	1	1
DIV. I NON-CONF.	8- 3	70	8- 3	3	182	8	8	1	1
TOTALS	RPI 1-25	RPI 26-50	W-L RECORDS	RPI 51-100	RPI 101-150	RPI 150+			
8- 3	1- 1	1- 1	OVERALL	1- 1	2- 0	3- 0			
8- 1	1- 1	1- 0	HOME	1- 0	2- 0	3- 0			
0- 2	0- 0	0- 1	AWAY	0- 1	0- 0	0- 0			
0- 0	0- 0	0- 0	NEUTRAL	0- 0	0- 0	0- 0			
8- 3	1- 1	1- 1	NON-CONFERENCE	1- 1	2- 0	3- 0			
8- 1	1- 1	1- 0	HOME	1- 0	2- 0	3- 0			
0- 2	0- 0	0- 1	AWAY	0- 1	0- 0	0- 0			
0- 0	0- 0	0- 0	NEUTRAL	0- 0	0- 0	0- 0			
0- 0	0- 0	0- 0	CONFERENCE	0- 0	0- 0	0- 0			
0- 0	0- 0	0- 0	HOME	0- 0	0- 0	0- 0			
0- 0	0- 0	0- 0	AWAY	0- 0	0- 0	0- 0			
0- 0	0- 0	0- 0	NEUTRAL	0- 0	0- 0	0- 0			

RPI	S	Opponent	Score	RPI	S	Opponent	Score	RPI	S	Opponent	Score	RPI	S	Opponent	Score
12	H	Miami (FL)	82 66	39	H	Oklahoma	82 68	51	A	Colorado	69 79	120	H	Middle Tenn.	61 48
19	H	Arizona St.	71 73	50	A	Louisville	67 69	98	H	Radford	59 36	147	H	Albany (NY)	70 46
												165	H	New Hampshire	92 43
												195	H	Samford	80 57
												198	H	Morehead St.	74 47
LAST 12 Division I GAMES:															
120	H	Middle Tenn.	61 48	98	H	Radford	59 36								
50	A	Louisville	67 69	19	H	Arizona St.	71 73								
39	H	Oklahoma	82 68	165	H	New Hampshire	92 43								
195	H	Samford	80 57	147	H	Albany (NY)	70 46								
198	H	Morehead St.	74 47	12	H	Miami (FL)	82 66								
51	A	Colorado	69 79												

Non-Div I Games:

Kentucky

Average RPI Win: 219		WON-LOST	WINNING	LAST 10	STRENGTH OF	OPP. STRENGTH	TEAM	ADJ.	CONF.	ADJ CONF.
Average RPI Loss: 172		RECORD	PCT. RANK	GAMES	SCHEDULE	OF SCHEDULE	RPI	RPI	RPI	RPI
DIV. I ONLY		1- 9	323	0- 1	70	335	293	293	32	32
DIV. I NON-CONF.		1- 9	323	0- 1	70	335	292	292	32	32
TOTALS	RPI 1-25	RPI 26-50		W-L RECORDS		RPI 51-100	RPI 101-150	RPI 150+		
1- 9	0- 0	0- 0		OVERALL		0- 0	0- 5	1- 4		
1- 3	0- 0	0- 0		HOME		0- 0	0- 3	1- 0		
0- 4	0- 0	0- 0		AWAY		0- 0	0- 1	0- 3		
0- 2	0- 0	0- 0		NEUTRAL		0- 0	0- 1	0- 1		
1- 9	0- 0	0- 0		NON-CONFERENCE		0- 0	0- 5	1- 4		
1- 3	0- 0	0- 0		HOME		0- 0	0- 3	1- 0		
0- 4	0- 0	0- 0		AWAY		0- 0	0- 1	0- 3		
0- 2	0- 0	0- 0		NEUTRAL		0- 0	0- 1	0- 1		
0- 0	0- 0	0- 0		CONFERENCE		0- 0	0- 0	0- 0		
0- 0	0- 0	0- 0		HOME		0- 0	0- 0	0- 0		
0- 0	0- 0	0- 0		AWAY		0- 0	0- 0	0- 0		
0- 0	0- 0	0- 0		NEUTRAL		0- 0	0- 0	0- 0		

RPI 1-25				RPI 26-50				RPI 51-100				RPI 101+				Team's RPI: 293	
RPI	S	Opponent	Score	RPI	S	Opponent	Score	RPI	S	Opponent	Score	RPI	S	Opponent	Score		
												104	A	Ohio St.	54	113	
												110	H	George Mason	48	64	
												125	H	Army West Point	47	68	
												137	N	Milwaukee	50	88	
												148	H	Yale	44	75	
												162	A	Seton Hall	59	77	
												183	A	Columbia	57	66	
												219	H	Stony Brook	58	48	
												247	A	Colgate	61	76	
												335	N	NJIT	48	50	
LAST 12 Division I GAMES:																	
				162	A	Seton Hall	59	77	335	N	NJIT	48	50				
				219	H	Stony Brook	58	48	183	A	Columbia	57	66				
				148	H	Yale	44	75	247	A	Colgate	61	76				
				137	N	Milwaukee	50	88	125	H	Army West Point	47	68				
				104	A	Ohio St.	54	113									
				110	H	George Mason	48	64									

Non-Div I Games:

LIU Brooklyn

Loss, Non-Conf, S Site, H Home A Away N Neutral

Average RPI Win:	145	WON-LOST	WINNING	LAST 10	STRENGTH OF	OPP. STRENGTH	TEAM	ADJ.	CONF.	ADJ CONF.
Average RPI Loss:	8	RECORD	PCT. RANK	GAMES	SCHEDULE	OF SCHEDULE	RPI	RPI	RPI	RPI
DIV. I ONLY	9- 2	33	8- 2	13	41	7	7	1	1	
DIV. I NON-CONF.	9- 2	33	9- 2	13	41	7	7	1	1	
TOTALS	RPI 1-25	RPI 26-50	W-L RECORDS	RPI 51-100	RPI 101-150	RPI 150+				
9- 2	0- 2	1- 0	OVERALL	3- 0	2- 0	3- 0				
5- 1	0- 1	0- 0	HOME	2- 0	2- 0	1- 0				
1- 0	0- 0	0- 0	AWAY	0- 0	0- 0	1- 0				
3- 1	0- 1	1- 0	NEUTRAL	1- 0	0- 0	1- 0				
9- 2	0- 2	1- 0	NON-CONFERENCE	3- 0	2- 0	3- 0				
5- 1	0- 1	0- 0	HOME	2- 0	2- 0	1- 0				
1- 0	0- 0	0- 0	AWAY	0- 0	0- 0	1- 0				
3- 1	0- 1	1- 0	NEUTRAL	1- 0	0- 0	1- 0				
0- 0	0- 0	0- 0	CONFERENCE	0- 0	0- 0	0- 0				
0- 0	0- 0	0- 0	HOME	0- 0	0- 0	0- 0				
0- 0	0- 0	0- 0	AWAY	0- 0	0- 0	0- 0				
0- 0	0- 0	0- 0	NEUTRAL	0- 0	0- 0	0- 0				

RPI	S	Opponent	Score	RPI	S	Opponent	Score	RPI	S	Opponent	Score	RPI	S	Opponent	Score
1	H	UConn	53 76	35	N	North Carolina	70 43	60	H	Wake Forest	60 57	122	H	Rice	66 55
15	N	Kansas St.	54 69					73	H	Tulane	69 51	145	H	TCU	67 61
								84	N	North Carolina St.	59 58	200	A	Louisiana Tech	77 73
												286	H	Sam Houston St.	89 41
												304	N	UTEP	78 45
LAST 12 Division I GAMES:															
15	N	Kansas St.	54 69	35	N	North Carolina	70 43	286	H	Sam Houston St.	89 41				
304	N	UTEP	78 45	73	H	Tulane	69 51	145	H	TCU	67 61				
1	H	UConn	53 76	84	N	North Carolina St.	59 58								
122	H	Rice	66 55												
60	H	Wake Forest	60 57												
200	A	Louisiana Tech	77 73												

Non-Div I Games:

LSU

Average RPI Win:	228	WON-LOST	WINNING	LAST 10	STRENGTH OF	OPP. STRENGTH	TEAM	ADJ.	CONF.	ADJ CONF.
Average RPI Loss:	141	RECORD	PCT. RANK	GAMES	SCHEDULE	OF SCHEDULE	RPI	RPI	RPI	RPI
DIV. I ONLY	6- 4	128	6- 4	276	164	158	158	14	14	
DIV. I NON-CONF.	5- 4	146	5- 4	272	200	179	179	14	14	
TOTALS	RPI 1-25	RPI 26-50	W-L RECORDS	RPI 51-100	RPI 101-150	RPI 150+				
6- 4	0- 0	0- 1	OVERALL	0- 1	0- 1	6- 1				
2- 1	0- 0	0- 0	HOME	0- 0	0- 0	2- 1				
3- 3	0- 0	0- 1	AWAY	0- 1	0- 1	3- 0				
1- 0	0- 0	0- 0	NEUTRAL	0- 0	0- 0	1- 0				
5- 4	0- 0	0- 1	NON-CONFERENCE	0- 1	0- 1	5- 1				
2- 1	0- 0	0- 0	HOME	0- 0	0- 0	2- 1				
2- 3	0- 0	0- 1	AWAY	0- 1	0- 1	2- 0				
1- 0	0- 0	0- 0	NEUTRAL	0- 0	0- 0	1- 0				
1- 0	0- 0	0- 0	CONFERENCE	0- 0	0- 0	1- 0				
0- 0	0- 0	0- 0	HOME	0- 0	0- 0	0- 0				
1- 0	0- 0	0- 0	AWAY	0- 0	0- 0	1- 0				
0- 0	0- 0	0- 0	NEUTRAL	0- 0	0- 0	0- 0				

RPI S	Opponent	Score	RPI S	Opponent	Score	RPI S	Opponent	Score	RPI S	Opponent	Score	Team's RPI: 158
47	A Temple	70 86	88	A Rider	61 74	130	A Villanova	49 52	151	A Dayton	54 51	
						197	A UNCW	64 48	229	H American	63 59	
						258	N Miami (OH)	79 70	263	A Penn	58 56	
						271	H Fairfield	68 61	299	H Lafayette	49 56	
LAST 12 Division I GAMES:												
229	H American	63 59	271	H Fairfield	68 61							
88	A Rider	61 74	263	A Penn	58 56							
47	A Temple	70 86	151	A Dayton	54 51							
299	H Lafayette	49 56	130	A Villanova	49 52							
			197	A UNCW	64 48							
			258	N Miami (OH)	79 70							

Non-Div I Games:

La Salle

Through Games of Dec. 19, 1919										
Average RPI Win: 0		WON-LOST	WINNING	LAST 10	STRENGTH OF	OPP. STRENGTH	TEAM	ADJ.	CONF.	ADJ CONF.
Average RPI Loss: 220		RECORD	PCT. RANK	GAMES	SCHEDULE	OF SCHEDULE	RPI	RPI	RPI	RPI
DIV. I ONLY		0- 9	332	0- 1	301	329	347	347	19	19
DIV. I NON-CONF.		0- 9	332	0- 1	301	329	347	347	19	19

TOTALS	RPI 1-25		RPI 26-50		W-L RECORDS	RPI 51-100	RPI 101-150		RPI 150+	
0- 9	0- 0		0- 0		OVERALL	0- 2	0- 1		0- 6	
0- 4	0- 0		0- 0		HOME	0- 0	0- 1		0- 3	
0- 5	0- 0		0- 0		AWAY	0- 2	0- 0		0- 3	
0- 0	0- 0		0- 0		NEUTRAL	0- 0	0- 0		0- 0	
0- 9	0- 0		0- 0		NON-CONFERENCE	0- 2	0- 1		0- 6	
0- 4	0- 0		0- 0		HOME	0- 0	0- 1		0- 3	
0- 5	0- 0		0- 0		AWAY	0- 2	0- 0		0- 3	
0- 0	0- 0		0- 0		NEUTRAL	0- 0	0- 0		0- 0	
0- 0	0- 0		0- 0		CONFERENCE	0- 0	0- 0		0- 0	
0- 0	0- 0		0- 0		HOME	0- 0	0- 0		0- 0	
0- 0	0- 0		0- 0		AWAY	0- 0	0- 0		0- 0	
0- 0	0- 0		0- 0		NEUTRAL	0- 0	0- 0		0- 0	

RPI 1-25				RPI 26-50				RPI 51-100				RPI 101+				Team's RPI: 347	
RPI	S	Opponent	Score	RPI	S	Opponent	Score	RPI	S	Opponent	Score	RPI	S	Opponent	Score		
								62	A	Arkansas	46 92	122	H	Rice	50 93		
								93	A	Ole Miss	40 97	200	H	Louisiana Tech	53 73		
												243	H	Grambling	54 59		
												303	A	Nicholls St.	54 73		
												303	A	Nicholls St.	54 73		
												324	H	McNeese	52 78		
												330	A	Northwestern St.	65 67		
LAST 12 Division I GAMES:																	
				303	A	Nicholls St.	54 73	324	H	McNeese	52 78						
				122	H	Rice	50 93	93	A	Ole Miss	40 97						
				62	A	Arkansas	46 92	330	A	Northwestern St.	65 67						
								200	H	Louisiana Tech	53 73						
								303	A	Nicholls St.	54 73						
								243	H	Grambling	54 59						

Non-Div I Games:	Centenary (LA)	83	39	LSU-Alexandria	73	61
------------------	----------------	----	----	----------------	----	----

La.-Monroe

■ Loss, ■ Non-Conf, S Site, H Home A Away N Neutral

Lafayette

Through Games Of Dec. 18, 2016

Average RPI Win:	158	WON-LOST	WINNING	LAST 10	STRENGTH OF	OPP. STRENGTH	TEAM	ADJ.	CONF.	ADJ CONF.
Average RPI Loss:	143	RECORD	PCT. RANK	GAMES	SCHEDULE	OF SCHEDULE	RPI	RPI	RPI	RPI
DIV. I ONLY	1- 10	329	0- 10	194	144	299	299	23	23	
DIV. I NON-CONF.	1- 10	329	1- 10	194	148	298	298	23	23	
TOTALS	RPI 1-25	RPI 26-50	W-L RECORDS	RPI 51-100	RPI 101-150	RPI 150+				
1- 10	0- 0	0- 1	OVERALL	0- 4	0- 1	1- 4				
0- 2	0- 0	0- 0	HOME	0- 0	0- 0	0- 2				
1- 5	0- 0	0- 1	AWAY	0- 3	0- 0	1- 1				
0- 3	0- 0	0- 0	NEUTRAL	0- 1	0- 1	0- 1				
1- 10	0- 0	0- 1	NON-CONFERENCE	0- 4	0- 1	1- 4				
0- 2	0- 0	0- 0	HOME	0- 0	0- 0	0- 2				
1- 5	0- 0	0- 1	AWAY	0- 3	0- 0	1- 1				
0- 3	0- 0	0- 0	NEUTRAL	0- 1	0- 1	0- 1				
0- 0	0- 0	0- 0	CONFERENCE	0- 0	0- 0	0- 0				
0- 0	0- 0	0- 0	HOME	0- 0	0- 0	0- 0				
0- 0	0- 0	0- 0	AWAY	0- 0	0- 0	0- 0				
0- 0	0- 0	0- 0	NEUTRAL	0- 0	0- 0	0- 0				

RPI 1-25				RPI 26-50				RPI 51-100				RPI 101+ Team's RPI: 299			
RPI	S	Opponent	Score	RPI	S	Opponent	Score	RPI	S	Opponent	Score	RPI	S	Opponent	Score
				50	A	Louisville	48 92	67	A	Duquesne	52 67	116	N	Chattanooga	43 68
								85	A	St. John's (NY)	46 64	158	A	La Salle	56 49
								87	N	Hampton	55 58	208	H	Robert Morris	51 62
								88	A	Rider	58 76	209	A	Princeton	27 65
												256	N	Bowling Green	42 69
												263	H	Penn	47 64
LAST 12 Division I GAMES:															
67	A	Duquesne	52 67	256	N	Bowling Green	42 69	50	A	Louisville	48 92	116	N	Chattanooga	43 68
209	A	Princeton	27 65	85	A	St. John's (NY)	46 64	208	H	Robert Morris	51 62	88	A	Rider	58 76
85	A	St. John's (NY)	46 64	263	H	Penn	47 64	158	A	La Salle	56 49				
263	H	Penn	47 64	87	N	Hampton	55 58								

Non-Div I Games:

Lafayette

■ Loss,
 ■ Non-Conf,
 ■ S Site,
 ■ H Home
 ■ A Away
 N Neutral

Average RPI Win:	304	WON-LOST	WINNING	LAST 10	STRENGTH OF	OPP. STRENGTH	TEAM	ADJ.	CONF.	ADJ CONF.
Average RPI Loss:	40	RECORD	PCT. RANK	GAMES	SCHEDULE	OF SCHEDULE	RPI	RPI	RPI	RPI
DIV. I ONLY	2- 3	203	2- 3	21	219	74	74	27	27	
DIV. I NON-CONF.	2- 3	203	2- 3	22	219	75	75	27	27	
TOTALS	RPI 1-25	RPI 26-50	W-L RECORDS	RPI 51-100	RPI 101-150	RPI 150+				
2- 3	0- 1	0- 1	OVERALL	0- 1	0- 0	2- 0				
1- 0	0- 0	0- 0	HOME	0- 0	0- 0	1- 0				
1- 3	0- 1	0- 1	AWAY	0- 1	0- 0	1- 0				
0- 0	0- 0	0- 0	NEUTRAL	0- 0	0- 0	0- 0				
2- 3	0- 1	0- 1	NON-CONFERENCE	0- 1	0- 0	2- 0				
1- 0	0- 0	0- 0	HOME	0- 0	0- 0	1- 0				
1- 3	0- 1	0- 1	AWAY	0- 1	0- 0	1- 0				
0- 0	0- 0	0- 0	NEUTRAL	0- 0	0- 0	0- 0				
0- 0	0- 0	0- 0	CONFERENCE	0- 0	0- 0	0- 0				
0- 0	0- 0	0- 0	HOME	0- 0	0- 0	0- 0				
0- 0	0- 0	0- 0	AWAY	0- 0	0- 0	0- 0				
0- 0	0- 0	0- 0	NEUTRAL	0- 0	0- 0	0- 0				

RPI 1-25				RPI 26-50				RPI 51-100				RPI 101+			
RPI	S	Opponent	Score	RPI	S	Opponent	Score	RPI	S	Opponent	Score	RPI	S	Opponent	Score
15	A	Kansas St.	43 68	46	A	Oregon	67 84	59	A	Oregon St.	56 88	273	A	Canisius	65 51
												334	H	Northern Ariz.	75 60
LAST 12 Division I GAMES:															
				273	A	Canisius	65 51								
				334	H	Northern Ariz.	75 60								
				15	A	Kansas St.	43 68								
				46	A	Oregon	67 84								
				59	A	Oregon St.	56 88								

Non-Div I Games: St. Thomas (TX) 95 49 Southwestern (TX) 87 41

Lamar University

Loss, Non-Conf, S Site, H Home A Away N Neutral

Average RPI Win:	283	WON-LOST	WINNING	LAST 10	STRENGTH OF	OPP. STRENGTH	TEAM	ADJ.	CONF.	ADJ CONF.
Average RPI Loss:	122	RECORD	PCT. RANK	GAMES	SCHEDULE	OF SCHEDULE	RPI	RPI	RPI	RPI
DIV. I ONLY	4- 6	203	4- 6	269	214	276	276	23	23	
DIV. I NON-CONF.	4- 6	203	4- 6	269	213	274	274	23	23	
TOTALS	RPI 1-25	RPI 26-50	W-L RECORDS	RPI 51-100	RPI 101-150	RPI 150+				
4- 6	0- 1	0- 0	OVERALL	0- 2	0- 1	4- 2				
3- 3	0- 0	0- 0	HOME	0- 1	0- 0	3- 2				
1- 3	0- 1	0- 0	AWAY	0- 1	0- 1	1- 0				
0- 0	0- 0	0- 0	NEUTRAL	0- 0	0- 0	0- 0				
4- 6	0- 1	0- 0	NON-CONFERENCE	0- 2	0- 1	4- 2				
3- 3	0- 0	0- 0	HOME	0- 1	0- 0	3- 2				
1- 3	0- 1	0- 0	AWAY	0- 1	0- 1	1- 0				
0- 0	0- 0	0- 0	NEUTRAL	0- 0	0- 0	0- 0				
0- 0	0- 0	0- 0	CONFERENCE	0- 0	0- 0	0- 0				
0- 0	0- 0	0- 0	HOME	0- 0	0- 0	0- 0				
0- 0	0- 0	0- 0	AWAY	0- 0	0- 0	0- 0				
0- 0	0- 0	0- 0	NEUTRAL	0- 0	0- 0	0- 0				

RPI 1-25				RPI 26-50				RPI 51-100				RPI 101+ Team's RPI: 276			
RPI	S	Opponent	Score	RPI	S	Opponent	Score	RPI	S	Opponent	Score	RPI	S	Opponent	Score
25	A	California	63 96					67	A	Duquesne	49 63	130	A	Villanova	37 59
								88	H	Rider	68 75	194	H	Sacred Heart	68 62
												201	H	Norfolk St.	57 81
												222	H	Monmouth	62 73
												270	H	Delaware St.	91 80
												331	A	Mt. St. Mary's	74 57
												335	H	NJIT	84 52
LAST 12 Division I GAMES:															
25	A	California	63 96	88	H	Rider	68 75	130	A	Villanova	37 59	201	H	Norfolk St.	57 81
194	H	Sacred Heart	68 62	335	H	NJIT	84 52	222	H	Monmouth	62 73	270	H	Delaware St.	91 80
270	H	Delaware St.	91 80	67	A	Duquesne	49 63	331	A	Mt. St. Mary's	74 57				

Non-Div I Games: East Stroudsburg 78 72

Lehigh

■ Loss,
 ■ Non-Conf, S Site,
 ■ Home
 ■ Away
 N Neutral

Average RPI Win:	0	WON-LOST	WINNING	LAST 10	STRENGTH OF	OPP. STRENGTH	TEAM	ADJ.	CONF.	ADJ CONF.
Average RPI Loss:	173	RECORD	PCT. RANK	GAMES	SCHEDULE	OF SCHEDULE	RPI	RPI	RPI	RPI
DIV. I ONLY	0- 6	332	0- 6	161	292	333	333	25	25	
DIV. I NON-CONF.	0- 6	332	0- 6	161	291	333	333	25	25	
TOTALS	RPI 1-25	RPI 26-50	W-L RECORDS	RPI 51-100	RPI 101-150	RPI 150+				
0- 6	0- 0	0- 1	OVERALL	0- 1	0- 1	0- 3				
0- 3	0- 0	0- 1	HOME	0- 0	0- 1	0- 1				
0- 2	0- 0	0- 0	AWAY	0- 1	0- 0	0- 1				
0- 1	0- 0	0- 0	NEUTRAL	0- 0	0- 0	0- 1				
0- 6	0- 0	0- 1	NON-CONFERENCE	0- 1	0- 1	0- 3				
0- 3	0- 0	0- 1	HOME	0- 0	0- 1	0- 1				
0- 2	0- 0	0- 0	AWAY	0- 1	0- 0	0- 1				
0- 1	0- 0	0- 0	NEUTRAL	0- 0	0- 0	0- 1				
0- 0	0- 0	0- 0	CONFERENCE	0- 0	0- 0	0- 0				
0- 0	0- 0	0- 0	HOME	0- 0	0- 0	0- 0				
0- 0	0- 0	0- 0	AWAY	0- 0	0- 0	0- 0				
0- 0	0- 0	0- 0	NEUTRAL	0- 0	0- 0	0- 0				

RPI 1-25				RPI 26-50				RPI 51-100				RPI 101+ Team's RPI: 333			
RPI	S	Opponent	Score	RPI	S	Opponent	Score	RPI	S	Opponent	Score	RPI	S	Opponent	Score
				28	H	Duke	38 98	75	A	Navy	66 67	135	H	James Madison	48 62
												241	H	Appalachian St.	57 66
												279	N	Richmond	54 63
												281	A	Valparaiso	68 70
LAST 12 Division I GAMES:															
				75	A	Navy	66 67	241	H	Appalachian St.	57 66				
				279	N	Richmond	54 63	135	H	James Madison	48 62				
				281	A	Valparaiso	68 70	28	H	Duke	38 98				

Non-Div I Games: West Liberty 64 38

Liberty

Average RPI Win:	265	WON-LOST	WINNING	LAST 10	STRENGTH OF	OPP. STRENGTH	TEAM	ADJ.	CONF.	ADJ CONF.
Average RPI Loss:	180	RECORD	PCT. RANK	GAMES	SCHEDULE	OF SCHEDULE	RPI	RPI	RPI	RPI
DIV. I ONLY	1- 10	329	1- 8	131	334	294	294	26	26	
DIV. I NON-CONF.	1- 10	329	1- 10	131	334	294	294	26	26	
TOTALS	RPI 1-25	RPI 26-50	W-L RECORDS	RPI 51-100	RPI 101-150	RPI 150+				
1- 10	0- 0	0- 0	OVERALL	0- 1	0- 4	1- 5				
0- 2	0- 0	0- 0	HOME	0- 0	0- 1	0- 1				
1- 8	0- 0	0- 0	AWAY	0- 0	0- 0	1- 0				
0- 0	0- 0	0- 0	NEUTRAL	0- 0	0- 0	0- 0				
1- 10	0- 0	0- 0	NON-CONFERENCE	0- 1	0- 4	1- 5				
0- 2	0- 0	0- 0	HOME	0- 0	0- 1	0- 1				
1- 8	0- 0	0- 0	AWAY	0- 1	0- 3	1- 4				
0- 0	0- 0	0- 0	NEUTRAL	0- 0	0- 0	0- 0				
0- 0	0- 0	0- 0	CONFERENCE	0- 0	0- 0	0- 0				
0- 0	0- 0	0- 0	HOME	0- 0	0- 0	0- 0				
0- 0	0- 0	0- 0	AWAY	0- 0	0- 0	0- 0				
0- 0	0- 0	0- 0	NEUTRAL	0- 0	0- 0	0- 0				

RPI 1-25				RPI 26-50				RPI 51-100				RPI 101+				Team's RPI: 294	
RPI	S	Opponent	Score	RPI	S	Opponent	Score	RPI	S	Opponent	Score	RPI	S	Opponent	Score		
								93	A	Ole Miss	49	76	102	A	Alabama	35	82
												103	A	Belmont	62	100	
												127	H	Charleston So.	52	67	
												136	A	Western Ky.	35	87	
												161	H	Tennessee St.	71	77	
												198	A	Morehead St.	53	73	
												261	A	Loyola Maryland	30	74	
												265	A	Ball St.	78	74	
												300	A	Southeast Mo. St.	63	79	
												316	A	Murray St.	59	79	
LAST 12 Division I GAMES:																	
300	A	Southeast Mo. St.	63	79	265	A	Ball St.	78	74								
198	A	Morehead St.	53	73	136	A	Western Ky.	35	87								
103	A	Belmont	62	100	161	H	Tennessee St.	71	77								
127	H	Charleston So.	52	67	93	A	Ole Miss	49	76								
316	A	Murray St.	59	79	261	A	Loyola Maryland	30	74								
102	A	Alabama	35	82													

Non-Div I Games: Anderson (SC) 66 59

Lipscomb

Loss, Non-Conf, S Site, H Home A Away N Neutral

Little Rock

Through Games Of Dec. 18, 2016

Average RPI Win:	176	WON-LOST	WINNING	LAST 10	STRENGTH OF	OPP. STRENGTH	TEAM	ADJ.	CONF.	ADJ CONF.
Average RPI Loss:	39	RECORD	PCT. RANK	GAMES	SCHEDULE	OF SCHEDULE	RPI	RPI	RPI	RPI
DIV. I ONLY	6- 5	152	0- 1	30	61	66	66	19	19	
DIV. I NON-CONF.	6- 5	154	0- 1	30	61	68	68	19	19	
TOTALS	RPI 1-25	RPI 26-50	W-L RECORDS	RPI 51-100	RPI 101-150	RPI 150+				
6- 5	0- 2	0- 2	OVERALL	1- 0	1- 1	4- 0				
3- 2	0- 1	0- 1	HOME	1- 0	0- 0	2- 0				
3- 3	0- 1	0- 1	AWAY	0- 0	1- 1	2- 0				
0- 0	0- 0	0- 0	NEUTRAL	0- 0	0- 0	0- 0				
6- 5	0- 2	0- 2	NON-CONFERENCE	1- 0	1- 1	4- 0				
3- 2	0- 1	0- 1	HOME	1- 0	0- 0	2- 0				
3- 3	0- 1	0- 1	AWAY	0- 0	1- 1	2- 0				
0- 0	0- 0	0- 0	NEUTRAL	0- 0	0- 0	0- 0				
0- 0	0- 0	0- 0	CONFERENCE	0- 0	0- 0	0- 0				
0- 0	0- 0	0- 0	HOME	0- 0	0- 0	0- 0				
0- 0	0- 0	0- 0	AWAY	0- 0	0- 0	0- 0				
0- 0	0- 0	0- 0	NEUTRAL	0- 0	0- 0	0- 0				

RPI 1-25				RPI 26-50				RPI 51-100				RPI 101+			
RPI	S	Opponent	Score	RPI	S	Opponent	Score	RPI	S	Opponent	Score	RPI	S	Opponent	Score
4	H	Mississippi St.	44 58	37	H	Texas A&M	37 55	99	H	Oral Roberts	56 50	107	A	Fordham	43 65
10	A	Green Bay	31 57	39	A	Oklahoma	58 68					128	A	Missouri St.	58 47
												155	A	Tulsa	63 58
												188	H	Saint Louis	56 43
												234	A	Memphis	54 44
												254	H	North Texas	55 44
LAST 12 Division I GAMES:															
99	H	Oral Roberts	56 50	107	A	Fordham	43 65								
128	A	Missouri St.	58 47	155	A	Tulsa	63 58								
188	H	Saint Louis	56 43	4	H	Mississippi St.	44 58								
37	H	Texas A&M	37 55	234	A	Memphis	54 44								
39	A	Oklahoma	58 68	254	H	North Texas	55 44								
10	A	Green Bay	31 57												

Non-Div I Games:

Little Rock

Average RPI Win:	257	WON-LOST	WINNING	LAST 10	STRENGTH OF	OPP. STRENGTH	TEAM	ADJ.	CONF.	ADJ CONF.
Average RPI Loss:	63	RECORD	PCT. RANK	GAMES	SCHEDULE	OF SCHEDULE	RPI	RPI	RPI	RPI
DIV. I ONLY	6- 4	128	5- 4	153	240	119	119	22	22	
DIV. I NON-CONF.	6- 4	129	6- 4	154	238	120	120	22	22	
TOTALS	RPI 1-25	RPI 26-50	W-L RECORDS	RPI 51-100	RPI 101-150	RPI 150+				
6- 4	0- 1	0- 2	OVERALL	0- 0	0- 0	6- 1				
2- 1	0- 0	0- 1	HOME	0- 0	0- 0	2- 0				
3- 2	0- 0	0- 1	AWAY	0- 0	0- 0	3- 1				
1- 1	0- 1	0- 0	NEUTRAL	0- 0	0- 0	1- 0				
6- 4	0- 1	0- 2	NON-CONFERENCE	0- 0	0- 0	6- 1				
2- 1	0- 0	0- 1	HOME	0- 0	0- 0	2- 0				
3- 2	0- 0	0- 1	AWAY	0- 0	0- 0	3- 1				
1- 1	0- 1	0- 0	NEUTRAL	0- 0	0- 0	1- 0				
0- 0	0- 0	0- 0	CONFERENCE	0- 0	0- 0	0- 0				
0- 0	0- 0	0- 0	HOME	0- 0	0- 0	0- 0				
0- 0	0- 0	0- 0	AWAY	0- 0	0- 0	0- 0				
0- 0	0- 0	0- 0	NEUTRAL	0- 0	0- 0	0- 0				

RPI 1-25				RPI 26-50				RPI 51-100				RPI 101+				Team's RPI: 119	
RPI	S	Opponent	Score	RPI	S	Opponent	Score	RPI	S	Opponent	Score	RPI	S	Opponent	Score		
22	N	Florida	53 83	28	H	Duke	46 83					153	A	San Francisco	71 73		
				48	A	Southern California	74 82					175	H	Houston	65 55		
												227	A	Loyola Marymount	81 78		
												237	H	Pacific	66 58		
												249	A	Nevada	97 93		
												320	N	Boston U.	61 48		
												336	A	Pepperdine	44 41		
LAST 12 Division I GAMES:																	
				28	H	Duke	46 83	227	A	Loyola Marymount	81 78						
				153	A	San Francisco	71 73	237	H	Pacific	66 58						
				175	H	Houston	65 55	320	N	Boston U.	61 48						
				336	A	Pepperdine	44 41	22	N	Florida	53 83						
				249	A	Nevada	97 93	48	A	Southern California	74 82						

Non-Div I Games: Biola 76 48

Long Beach St.

■ Loss,
 ■ Non-Conf,
 ■ S Site,
 ■ H Home
 ■ A Away
 N Neutral

Average RPI Win:	341	WON-LOST	WINNING	LAST 10	STRENGTH OF	OPP. STRENGTH	TEAM	ADJ.	CONF.	ADJ CONF.
Average RPI Loss:	119	RECORD	PCT. RANK	GAMES	SCHEDULE	OF SCHEDULE	RPI	RPI	RPI	RPI
DIV. I ONLY	1- 6	303	1- 6	80	272	221	221	25	25	
DIV. I NON-CONF.	1- 6	300	1- 6	80	271	222	222	25	25	
TOTALS	RPI 1-25	RPI 26-50	W-L RECORDS	RPI 51-100	RPI 101-150	RPI 150+				
1- 6	0- 0	0- 3	OVERALL	0- 1	0- 0	1- 2				
0- 1	0- 0	0- 0	HOME	0- 0	0- 0	0- 1				
1- 5	0- 0	0- 0	AWAY	0- 1	0- 0	1- 0				
0- 0	0- 0	0- 0	NEUTRAL	0- 0	0- 0	0- 0				
1- 6	0- 0	0- 3	NON-CONFERENCE	0- 1	0- 0	1- 2				
0- 1	0- 0	0- 0	HOME	0- 0	0- 0	0- 1				
1- 5	0- 0	0- 3	AWAY	0- 1	0- 0	1- 1				
0- 0	0- 0	0- 0	NEUTRAL	0- 0	0- 0	0- 0				
0- 0	0- 0	0- 0	CONFERENCE	0- 0	0- 0	0- 0				
0- 0	0- 0	0- 0	HOME	0- 0	0- 0	0- 0				
0- 0	0- 0	0- 0	AWAY	0- 0	0- 0	0- 0				
0- 0	0- 0	0- 0	NEUTRAL	0- 0	0- 0	0- 0				

RPI 1-25				RPI 26-50				RPI 51-100				RPI 101+ Team's RPI: 221			
RPI	S	Opponent	Score	RPI	S	Opponent	Score	RPI	S	Opponent	Score	RPI	S	Opponent	Score
				28	A	Duke	48 105	56	A	West Virginia	40 107	201	H	Norfolk St.	56 85
				42	A	Marquette	37 87					341	A	UMass Lowell	72 59
				43	A	Charlotte	41 66					343	A	Fairleigh Dickinson	59 75
LAST 12 Division I GAMES:															
				56	A	West Virginia	40 107	43	A	Charlotte	41 66				
								201	H	Norfolk St.	56 85				
								341	A	UMass Lowell	72 59				
								343	A	Fairleigh Dickinson	59 75				
								28	A	Duke	48 105				
								42	A	Marquette	37 87				

Non-Div I Games: West Va. Tech 58 76

Longwood

Loss,
Non-Conf,
S Site,
H Home
A Away
N Neutral

Average RPI Win: 312		WON-LOST	WINNING	LAST 10	STRENGTH OF	OPP. STRENGTH	TEAM	ADJ.	CONF.	ADJ CONF.
Average RPI Loss: 106		RECORD	PCT. RANK	GAMES	SCHEDULE	OF SCHEDULE	RPI	RPI	RPI	RPI
DIV. I ONLY		2- 3	203	2- 3	127	213	163	163	19	19
DIV. I NON-CONF.		2- 3	203	2- 3	127	211	164	164	19	19
TOTALS	RPI 1-25		RPI 26-50		W-L RECORDS	RPI 51-100	RPI 101-150		RPI 150+	
2- 3	0- 1		0- 0		OVERALL	0- 0	0- 1		2- 1	
0- 1	0- 0		0- 0		HOME	0- 0	0- 0		0- 1	
1- 1	0- 0		0- 0		AWAY	0- 0	0- 1		1- 0	
1- 1	0- 1		0- 0		NEUTRAL	0- 0	0- 0		1- 0	
2- 3	0- 1		0- 0		NON-CONFERENCE	0- 0	0- 1		2- 1	
0- 1	0- 0		0- 0		HOME	0- 0	0- 0		0- 1	
1- 1	0- 0		0- 0		AWAY	0- 0	0- 1		1- 0	
1- 1	0- 1		0- 0		NEUTRAL	0- 0	0- 0		1- 0	
0- 0	0- 0		0- 0		CONFERENCE	0- 0	0- 0		0- 0	
0- 0	0- 0		0- 0		HOME	0- 0	0- 0		0- 0	
0- 0	0- 0		0- 0		AWAY	0- 0	0- 0		0- 0	
0- 0	0- 0		0- 0		NEUTRAL	0- 0	0- 0		0- 0	

RPI 1-25			
RPI	S	Opponent	Score
2	N	Notre Dame	51 91

RPI 26-50			
RPI	S	Opponent	Score

RPI 51-100			
RPI	S	Opponent	Score

RPI 101+			
			Team's RPI: 163
RPI	S	Opponent	Score
142	A	Southern Miss.	49 71
175	H	Houston	64 69
300	N	Southeast Mo. St.	82 78
324	A	McNeese	77 70

LAST 12 Division I GAMES:			
175	H	Houston	64 69
142	A	Southern Miss.	49 71
300	N	Southeast Mo. St.	82 78
2	N	Notre Dame	51 91
324	A	McNeese	77 70

Non-Div I Games:	Xavier (LA)	74	55	Southern-N.O.	87	57
------------------	-------------	----	----	---------------	----	----

Louisiana

■ Loss, ■ Non-Conf, S Site, H Home A Away N Neutral

Average RPI Win:	304	WON-LOST	WINNING	LAST 10	STRENGTH OF	OPP. STRENGTH	TEAM	ADJ.	CONF.	ADJ CONF.
Average RPI Loss:	46	RECORD	PCT. RANK	GAMES	SCHEDULE	OF SCHEDULE	RPI	RPI	RPI	RPI
DIV. I ONLY	4- 4	156	4- 4	224	151	200	200	12	12	
DIV. I NON-CONF.	4- 4	159	4- 4	225	154	201	201	12	12	
TOTALS	RPI 1-25	RPI 26-50	W-L RECORDS	RPI 51-100	RPI 101-150	RPI 150+				
4- 4	0- 1	0- 2	OVERALL	0- 1	0- 0	4- 0				
2- 3	0- 1	0- 2	HOME	0- 0	0- 0	2- 0				
2- 1	0- 0	0- 0	AWAY	0- 1	0- 0	2- 0				
0- 0	0- 0	0- 0	NEUTRAL	0- 0	0- 0	0- 0				
4- 4	0- 1	0- 2	NON-CONFERENCE	0- 1	0- 0	4- 0				
2- 3	0- 1	0- 2	HOME	0- 0	0- 0	2- 0				
2- 1	0- 0	0- 0	AWAY	0- 1	0- 0	2- 0				
0- 0	0- 0	0- 0	NEUTRAL	0- 0	0- 0	0- 0				
0- 0	0- 0	0- 0	CONFERENCE	0- 0	0- 0	0- 0				
0- 0	0- 0	0- 0	HOME	0- 0	0- 0	0- 0				
0- 0	0- 0	0- 0	AWAY	0- 0	0- 0	0- 0				
0- 0	0- 0	0- 0	NEUTRAL	0- 0	0- 0	0- 0				

RPI 1-25				RPI 26-50				RPI 51-100				RPI 101+ Team's RPI: 200			
RPI	S	Opponent	Score	RPI	S	Opponent	Score	RPI	S	Opponent	Score	RPI	S	Opponent	Score
7	H	LSU	73 77	34	H	Auburn	66 76	92	A	Clemson	67 78	243	H	Grambling	69 55
				49	H	SFA	58 60					303	H	Nicholls St.	68 52
												324	A	McNeese	66 56
												347	A	La.-Monroe	73 53
LAST 12 Division I GAMES:															
34	H	Auburn	66 76	303	H	Nicholls St.	68 52								
7	H	LSU	73 77	49	H	SFA	58 60	324	A	McNeese	66 56				
				347	A	La.-Monroe	73 53	92	A	Clemson	67 78				
				243	H	Grambling	69 55								

Non-Div I Games: LSU-Alexandria 103 63

Louisiana Tech

Louisville

Through Games Of Dec. 18, 2016

Average RPI Win:	163	WON-LOST	WINNING	LAST 10	STRENGTH OF	OPP. STRENGTH	TEAM	ADJ.	CONF.	ADJ CONF.
Average RPI Loss:	15	RECORD	PCT. RANK	GAMES	SCHEDULE	OF SCHEDULE	RPI	RPI	RPI	RPI
DIV. I ONLY	11- 2	31	8- 2	115	33	50	50	3	3	
DIV. I NON-CONF.	11- 2	31	10- 2	116	32	50	50	3	3	
TOTALS	RPI 1-25	RPI 26-50	W-L RECORDS	RPI 51-100	RPI 101-150	RPI 150+				
11- 2	1- 1	0- 1	OVERALL	1- 0	4- 0	5- 0				
9- 1	1- 0	0- 1	HOME	1- 0	3- 0	4- 0				
2- 0	0- 0	0- 0	AWAY	0- 0	1- 0	1- 0				
0- 1	0- 1	0- 0	NEUTRAL	0- 0	0- 0	0- 0				
11- 2	1- 1	0- 1	NON-CONFERENCE	1- 0	4- 0	5- 0				
9- 1	1- 0	0- 1	HOME	1- 0	3- 0	4- 0				
2- 0	0- 0	0- 0	AWAY	0- 0	1- 0	1- 0				
0- 1	0- 1	0- 0	NEUTRAL	0- 0	0- 0	0- 0				
0- 0	0- 0	0- 0	CONFERENCE	0- 0	0- 0	0- 0				
0- 0	0- 0	0- 0	HOME	0- 0	0- 0	0- 0				
0- 0	0- 0	0- 0	AWAY	0- 0	0- 0	0- 0				
0- 0	0- 0	0- 0	NEUTRAL	0- 0	0- 0	0- 0				

RPI 1-25				RPI 26-50				Team's RPI: 50	RPI 51-100				RPI 101+			
RPI	S	Opponent	Score	RPI	S	Opponent	Score		RPI	S	Opponent	Score	RPI	S	Opponent	Score
3	N	South Carolina	59 83	27	H	Maryland	72 78		65	H	South Dakota St.	83 30	103	H	Belmont	73 50
8	H	Kentucky	69 67										116	H	Chattanooga	63 47
													120	A	Middle Tenn.	91 72
													136	H	Western Ky.	68 61
													189	H	Col. of Charleston	86 58
													244	A	UT Martin	100 57
													256	H	Bowling Green	83 58
													260	H	Evansville	89 47
													299	H	Lafayette	92 48
LAST 12 Division I GAMES:																
260	H	Evansville	89 47	27	H	Maryland	72 78		3	N	South Carolina	59 83				
189	H	Col. of Charleston	86 58						116	H	Chattanooga	63 47				
65	H	South Dakota St.	83 30						299	H	Lafayette	92 48				
136	H	Western Ky.	68 61						256	H	Bowling Green	83 58				
8	H	Kentucky	69 67						120	A	Middle Tenn.	91 72				
103	H	Belmont	73 50													

Non-Div I Games:

Louisville

■ Loss,
■ Non-Conf, S Site,
■ Home
■ Away
N Neutral

Loyola Chicago

Through Games Of Dec. 18, 2016

Average RPI Win:	323	WON-LOST	WINNING	LAST 10	STRENGTH OF	OPP. STRENGTH	TEAM	ADJ.	CONF.	ADJ CONF.
Average RPI Loss:	117	RECORD	PCT. RANK	GAMES	SCHEDULE	OF SCHEDULE	RPI	RPI	RPI	RPI
DIV. I ONLY	1- 9	323	1- 9	25	268	238	238	15	15	
DIV. I NON-CONF.	1- 9	323	1- 9	25	267	239	239	15	15	
TOTALS	RPI 1-25	RPI 26-50	W-L RECORDS	RPI 51-100	RPI 101-150	RPI 150+				
1- 9	0- 2	0- 0	OVERALL	0- 1	0- 3	1- 3				
1- 3	0- 1	0- 0	HOME	0- 0	0- 2	1- 0				
0- 4	0- 1	0- 0	AWAY	0- 0	0- 0	0- 3				
0- 2	0- 0	0- 0	NEUTRAL	0- 1	0- 1	0- 0				
1- 9	0- 2	0- 0	NON-CONFERENCE	0- 1	0- 3	1- 3				
1- 3	0- 1	0- 0	HOME	0- 0	0- 2	1- 0				
0- 4	0- 1	0- 0	AWAY	0- 0	0- 0	0- 3				
0- 2	0- 0	0- 0	NEUTRAL	0- 1	0- 1	0- 0				
0- 0	0- 0	0- 0	CONFERENCE	0- 0	0- 0	0- 0				
0- 0	0- 0	0- 0	HOME	0- 0	0- 0	0- 0				
0- 0	0- 0	0- 0	AWAY	0- 0	0- 0	0- 0				
0- 0	0- 0	0- 0	NEUTRAL	0- 0	0- 0	0- 0				

RPI 1-25				RPI 26-50				RPI 51-100				RPI 101+ Team's RPI: 238			
RPI	S	Opponent	Score	RPI	S	Opponent	Score	RPI	S	Opponent	Score	RPI	S	Opponent	Score
12	A	Miami (FL)	43 81					92	N	Clemson	40 61	131	H	Northern Ill.	70 90
17	H	DePaul	46 107									137	H	Milwaukee	46 73
												140	N	Troy	67 91
												160	A	Western Mich.	53 65
												168	A	Pittsburgh	35 59
												193	A	Central Mich.	57 95
												323	H	Chicago St.	59 54
LAST 12 Division I GAMES:															
17	H	DePaul	46 107	140	N	Troy	67 91								
323	H	Chicago St.	59 54	92	N	Clemson	40 61								
12	A	Miami (FL)	43 81	137	H	Milwaukee	46 73								
160	A	Western Mich.	53 65	168	A	Pittsburgh	35 59								
193	A	Central Mich.	57 95	131	H	Northern Ill.	70 90								

Non-Div I Games:

Loyola Chicago

■ Loss,
 ■ Non-Conf,
 S Site,
 ■ Home
 ■ Away
 N Neutral

Average RPI Win:	308	WON-LOST	WINNING	LAST 10	STRENGTH OF	OPP. STRENGTH	TEAM	ADJ.	CONF.	ADJ CONF.
Average RPI Loss:	149	RECORD	PCT. RANK	GAMES	SCHEDULE	OF SCHEDULE	RPI	RPI	RPI	RPI
DIV. I ONLY	4- 6	203	4- 6	231	271	261	261	23	23	
DIV. I NON-CONF.	4- 6	203	4- 6	232	270	261	261	23	23	
TOTALS	RPI 1-25	RPI 26-50	W-L RECORDS	RPI 51-100	RPI 101-150	RPI 150+				
4- 6	0- 0	0- 1	OVERALL	0- 0	0- 2	4- 3				
3- 3	0- 0	0- 1	HOME	0- 0	0- 1	3- 1				
1- 3	0- 0	0- 0	AWAY	0- 0	0- 1	1- 2				
0- 0	0- 0	0- 0	NEUTRAL	0- 0	0- 0	0- 0				
4- 6	0- 0	0- 1	NON-CONFERENCE	0- 0	0- 2	4- 3				
3- 3	0- 0	0- 1	HOME	0- 0	0- 1	3- 1				
1- 3	0- 0	0- 0	AWAY	0- 0	0- 1	1- 2				
0- 0	0- 0	0- 0	NEUTRAL	0- 0	0- 0	0- 0				
0- 0	0- 0	0- 0	CONFERENCE	0- 0	0- 0	0- 0				
0- 0	0- 0	0- 0	HOME	0- 0	0- 0	0- 0				
0- 0	0- 0	0- 0	AWAY	0- 0	0- 0	0- 0				
0- 0	0- 0	0- 0	NEUTRAL	0- 0	0- 0	0- 0				

[illegible]

Non-Div I Games:

Loyola Maryland

■ Loss, ■ Non-Conf, S Site, H Home A Away N Neutral

Average RPI Win:	297	WON-LOST	WINNING	LAST 10	STRENGTH OF	OPP. STRENGTH	TEAM	ADJ.	CONF.	ADJ CONF.
Average RPI Loss:	96	RECORD	PCT. RANK	GAMES	SCHEDULE	OF SCHEDULE	RPI	RPI	RPI	RPI
DIV. I ONLY	5- 6	181	5- 5	255	196	227	227	9	9	
DIV. I NON-CONF.	5- 6	183	5- 6	257	195	227	227	9	9	
TOTALS	RPI 1-25	RPI 26-50	W-L RECORDS	RPI 51-100	RPI 101-150	RPI 150+				
5- 6	0- 1	0- 0	OVERALL	0- 2	0- 2	5- 1				
2- 4	0- 0	0- 0	HOME	0- 1	0- 2	2- 1				
3- 2	0- 1	0- 0	AWAY	0- 0	0- 0	3- 0				
0- 0	0- 0	0- 0	NEUTRAL	0- 0	0- 0	0- 0				
5- 6	0- 1	0- 0	NON-CONFERENCE	0- 2	0- 2	5- 1				
2- 4	0- 0	0- 0	HOME	0- 1	0- 2	2- 1				
3- 2	0- 1	0- 0	AWAY	0- 1	0- 0	3- 0				
0- 0	0- 0	0- 0	NEUTRAL	0- 0	0- 0	0- 0				
0- 0	0- 0	0- 0	CONFERENCE	0- 0	0- 0	0- 0				
0- 0	0- 0	0- 0	HOME	0- 0	0- 0	0- 0				
0- 0	0- 0	0- 0	AWAY	0- 0	0- 0	0- 0				
0- 0	0- 0	0- 0	NEUTRAL	0- 0	0- 0	0- 0				

RPI 1-25				RPI 26-50				RPI 51-100				RPI 101+ Team's RPI: 227			
RPI	S	Opponent	Score	RPI	S	Opponent	Score	RPI	S	Opponent	Score	RPI	S	Opponent	Score
13	A	Oklahoma St.	58 66					69	A	Washington St.	45 92	103	H	Belmont	72 79
								83	H	UC Riverside	72 75	119	H	Long Beach St.	78 81
												188	H	Saint Louis	76 90
												253	A	San Diego St.	60 53
												287	H	UC Santa Barbara	57 55
												289	A	Seattle U	62 59
												309	H	UC Irvine	58 39
												349	A	Cal St. Fullerton	77 62
LAST 12 Division I GAMES:															
287	H	UC Santa Barbara	57 55	83	H	UC Riverside	72 75								
289	A	Seattle U	62 59	119	H	Long Beach St.	78 81								
103	H	Belmont	72 79	349	A	Cal St. Fullerton	77 62								
309	H	UC Irvine	58 39	188	H	Saint Louis	76 90								
253	A	San Diego St.	60 53	69	A	Washington St.	45 92								
13	A	Oklahoma St.	58 66												

Non-Div I Games:

Loyola Marymount

■ Loss,
■ Non-Conf, S Site,
■ Home
■ Away
N Neutral

Average RPI Win:	203	WON-LOST	WINNING	LAST 10	STRENGTH OF	OPP. STRENGTH	TEAM	ADJ.	CONF.	ADJ CONF.
Average RPI Loss:	46	RECORD	PCT. RANK	GAMES	SCHEDULE	OF SCHEDULE	RPI	RPI	RPI	RPI
DIV. I ONLY	6- 5	152	5- 5	51	70	77	77	24	24	
DIV. I NON-CONF.	6- 5	154	6- 5	51	70	77	77	24	24	
TOTALS	RPI 1-25	RPI 26-50	W-L RECORDS	RPI 51-100	RPI 101-150	RPI 150+				
6- 5	0- 2	0- 1	OVERALL	0- 2	2- 0	4- 0				
3- 1	0- 1	0- 0	HOME	0- 0	1- 0	2- 0				
1- 3	0- 1	0- 1	AWAY	0- 1	0- 0	1- 0				
2- 1	0- 0	0- 0	NEUTRAL	0- 1	1- 0	1- 0				
6- 5	0- 2	0- 1	NON-CONFERENCE	0- 2	2- 0	4- 0				
3- 1	0- 1	0- 0	HOME	0- 0	1- 0	2- 0				
1- 3	0- 1	0- 1	AWAY	0- 1	0- 0	1- 0				
2- 1	0- 0	0- 0	NEUTRAL	0- 1	1- 0	1- 0				
0- 0	0- 0	0- 0	CONFERENCE	0- 0	0- 0	0- 0				
0- 0	0- 0	0- 0	HOME	0- 0	0- 0	0- 0				
0- 0	0- 0	0- 0	AWAY	0- 0	0- 0	0- 0				
0- 0	0- 0	0- 0	NEUTRAL	0- 0	0- 0	0- 0				

RPI 1-25				RPI 26-50				RPI 51-100 Team's RPI: 77				RPI 101+			
RPI	S	Opponent	Score	RPI	S	Opponent	Score	RPI	S	Opponent	Score	RPI	S	Opponent	Score
3	A	South Carolina	42 79	45	A	Harvard	62 69	87	N	Hampton	49 58	116	N	Chattanooga	49 39
4	H	Mississippi St.	43 87					92	A	Clemson	61 69	141	H	Purdue	67 47
												225	A	Bryant	77 52
												232	H	Northeastern	68 49
												239	N	Saint Peter's	59 43
												262	H	Dartmouth	60 55
LAST 12 Division I GAMES:															
116	N	Chattanooga	49 39	225	A	Bryant	77 52	262	H	Dartmouth	60 55	232	H	Northeastern	68 49
87	N	Hampton	49 58	92	A	Clemson	61 69	141	H	Purdue	67 47				
3	A	South Carolina	42 79												
239	N	Saint Peter's	59 43												
45	A	Harvard	62 69												
4	H	Mississippi St.	43 87												

Non-Div I Games:

Maine

■ Loss,
 ■ Non-Conf,
 ■ S Site,
 ■ H Home
 ■ A Away
 N Neutral

Average RPI Win:	245	WON-LOST	WINNING	LAST 10	STRENGTH OF	OPP. STRENGTH	TEAM	ADJ.	CONF.	ADJ CONF.
Average RPI Loss:	159	RECORD	PCT. RANK	GAMES	SCHEDULE	OF SCHEDULE	RPI	RPI	RPI	RPI
DIV. I ONLY	4- 5	192	4- 5	123	299	167	167	17	17	
DIV. I NON-CONF.	4- 3	143	4- 3	91	282	108	108	17	17	
TOTALS	RPI 1-25	RPI 26-50	W-L RECORDS	RPI 51-100	RPI 101-150	RPI 150+				
4- 5	0- 1	0- 0	OVERALL	0- 0	1- 1	3- 3				
2- 2	0- 0	0- 0	HOME	0- 0	1- 0	1- 2				
2- 3	0- 0	0- 0	AWAY	0- 0	0- 1	2- 0				
0- 0	0- 0	0- 0	NEUTRAL	0- 0	0- 0	0- 0				
4- 3	0- 1	0- 0	NON-CONFERENCE	0- 0	1- 1	3- 1				
2- 1	0- 0	0- 0	HOME	0- 0	1- 0	1- 1				
2- 2	0- 1	0- 0	AWAY	0- 0	0- 1	2- 0				
0- 0	0- 0	0- 0	NEUTRAL	0- 0	0- 0	0- 0				
0- 2	0- 0	0- 0	CONFERENCE	0- 0	0- 0	0- 2				
0- 1	0- 0	0- 0	HOME	0- 0	0- 0	0- 1				
0- 1	0- 0	0- 0	AWAY	0- 0	0- 0	0- 1				
0- 0	0- 0	0- 0	NEUTRAL	0- 0	0- 0	0- 0				

RPI 1-25				RPI 26-50				RPI 51-100				RPI 101+ Team's RPI: 167			
RPI	S	Opponent	Score	RPI	S	Opponent	Score	RPI	S	Opponent	Score	RPI	S	Opponent	Score
16	A	Buffalo	39 73									107	A	Fordham	60 63
												148	H	Yale	63 57
												173	A	Iona	53 70
												203	A	Brown	58 57
												219	H	Stony Brook	50 55
												278	H	Marist	47 62
												302	A	St. Francis Brooklyn	55 52
												327	H	Holy Cross	60 56
LAST 12 Division I GAMES:															
203	A	Brown	58 57	107	A	Fordham	60 63								
16	A	Buffalo	39 73	302	A	St. Francis Brooklyn	55 52								
148	H	Yale	63 57	173	A	Iona	53 70								
327	H	Holy Cross	60 56	278	H	Marist	47 62								
				219	H	Stony Brook	50 55								

Non-Div I Games:

Manhattan

Average RPI Win:	266	WON-LOST	WINNING	LAST 10	STRENGTH OF	OPP. STRENGTH	TEAM	ADJ.	CONF.	ADJ CONF.
Average RPI Loss:	168	RECORD	PCT. RANK	GAMES	SCHEDULE	OF SCHEDULE	RPI	RPI	RPI	RPI
DIV. I ONLY	4- 7	230	4- 6	298	176	278	278	17	17	
DIV. I NON-CONF.	3- 6	235	3- 6	281	198	276	276	17	17	
TOTALS	RPI 1-25	RPI 26-50	W-L RECORDS	RPI 51-100	RPI 101-150	RPI 150+				
4- 7	0- 0	0- 1	OVERALL	0- 2	0- 0	4- 4				
1- 2	0- 0	0- 0	HOME	0- 0	0- 0	1- 2				
2- 3	0- 0	0- 0	AWAY	0- 1	0- 0	2- 2				
1- 2	0- 0	0- 1	NEUTRAL	0- 1	0- 0	1- 0				
3- 6	0- 0	0- 1	NON-CONFERENCE	0- 2	0- 0	3- 3				
1- 1	0- 0	0- 0	HOME	0- 0	0- 0	1- 1				
1- 3	0- 0	0- 0	AWAY	0- 1	0- 0	1- 2				
1- 2	0- 0	0- 1	NEUTRAL	0- 1	0- 0	1- 0				
1- 1	0- 0	0- 0	CONFERENCE	0- 0	0- 0	1- 1				
0- 1	0- 0	0- 0	HOME	0- 0	0- 0	0- 1				
1- 0	0- 0	0- 0	AWAY	0- 0	0- 0	1- 0				
0- 0	0- 0	0- 0	NEUTRAL	0- 0	0- 0	0- 0				

RPI 1-25			RPI 26-50			RPI 51-100			RPI 101+			Team's RPI: 278
RPI	S	Opponent	Score	RPI	S	Opponent	Score	RPI	S	Opponent	Score	
				34	N	Auburn	51 52	80	N	East Carolina	68 70	162 H Seton Hall 63 76
								97	A	Hofstra	42 62	167 A Manhattan 62 47
												239 H Saint Peter's 69 73
												240 A Rhode Island 61 82
												262 A Dartmouth 66 61
												314 N N.C. A&T 69 64
												320 H Boston U. 76 57
												327 A Holy Cross 46 50
LAST 12 Division I GAMES:												
262	A	Dartmouth	66 61	239	H	Saint Peter's	69 73					
320	H	Boston U.	76 57	167	A	Manhattan	62 47					
162	H	Seton Hall	63 76	314	N	N.C. A&T	69 64					
240	A	Rhode Island	61 82	34	N	Auburn	51 52					
97	A	Hofstra	42 62	80	N	East Carolina	68 70					
				327	A	Holy Cross	46 50					

Non-Div I Games:

Marist

Average RPI Win:	149	WON-LOST	WINNING	LAST 10	STRENGTH OF	OPP. STRENGTH	TEAM	ADJ.	CONF.	ADJ CONF.
Average RPI Loss:	61	RECORD	PCT. RANK	GAMES	SCHEDULE	OF SCHEDULE	RPI	RPI	RPI	RPI
DIV. I ONLY	8- 2	40	8- 2	64	89	42	42	6	6	
DIV. I NON-CONF.	8- 2	40	8- 2	64	91	42	42	6	6	
TOTALS	RPI 1-25	RPI 26-50	W-L RECORDS	RPI 51-100	RPI 101-150	RPI 150+				
8- 2	1- 1	0- 0	OVERALL	1- 0	2- 1	4- 0				
5- 1	1- 1	0- 0	HOME	0- 0	2- 0	2- 0				
3- 0	0- 0	0- 0	AWAY	1- 0	0- 0	2- 0				
0- 1	0- 0	0- 0	NEUTRAL	0- 0	0- 1	0- 0				
8- 2	1- 1	0- 0	NON-CONFERENCE	1- 0	2- 1	4- 0				
5- 1	1- 1	0- 0	HOME	0- 0	2- 0	2- 0				
3- 0	0- 0	0- 0	AWAY	1- 0	0- 0	2- 0				
0- 1	0- 0	0- 0	NEUTRAL	0- 0	0- 1	0- 0				
0- 0	0- 0	0- 0	CONFERENCE	0- 0	0- 0	0- 0				
0- 0	0- 0	0- 0	HOME	0- 0	0- 0	0- 0				
0- 0	0- 0	0- 0	AWAY	0- 0	0- 0	0- 0				
0- 0	0- 0	0- 0	NEUTRAL	0- 0	0- 0	0- 0				

RPI 1-25			RPI 26-50		Team's RPI: 42	RPI 51-100			RPI 101+		
RPI	S	Opponent	Score	RPI	S	Opponent	Score	RPI	S	Opponent	Score
10	H	Green Bay	63 78					59	A	Oregon St.	74 73
19	H	Arizona St.	75 63					105	H	Western Ill.	77 61
								112	N	Santa Clara	62 65
								137	H	Milwaukee	85 74
								187	A	Wisconsin	81 75
								221	H	Longwood	87 37
								224	H	Saint Francis (PA)	104 91
								237	A	Pacific	89 75
LAST 12 Division I GAMES:											
137	H	Milwaukee	85 74	105	H	Western Ill.	77 61				
187	A	Wisconsin	81 75	237	A	Pacific	89 75				
10	H	Green Bay	63 78	112	N	Santa Clara	62 65				
221	H	Longwood	87 37	59	A	Oregon St.	74 73				
				19	H	Arizona St.	75 63				
				224	H	Saint Francis (PA)	104 91				

Non-Div I Games:

Marquette

Average RPI Win: 310		WON-LOST	WINNING	LAST 10	STRENGTH OF	OPP. STRENGTH	TEAM	ADJ.	CONF.	ADJ CONF.
Average RPI Loss: 82		RECORD	PCT. RANK	GAMES	SCHEDULE	OF SCHEDULE	RPI	RPI	RPI	RPI
DIV. I ONLY		5- 3	120	5- 3	299	274	190	190	12	12
DIV. I NON-CONF.		5- 3	118	5- 3	299	272	191	191	12	12
TOTALS	RPI 1-25		RPI 26-50		W-L RECORDS		RPI 51-100		RPI 101-150	RPI 150+
5- 3	0- 0		0- 2		OVERALL		0- 0		0- 0	5- 1
3- 0	0- 0		0- 0		HOME		0- 0		0- 0	3- 0
1- 2	0- 0		0- 2		AWAY		0- 0		0- 0	1- 0
1- 1	0- 0		0- 0		NEUTRAL		0- 0		0- 0	1- 1
5- 3	0- 0		0- 2		NON-CONFERENCE		0- 0		0- 0	5- 1
3- 0	0- 0		0- 0		HOME		0- 0		0- 0	3- 0
1- 2	0- 0		0- 2		AWAY		0- 0		0- 0	1- 0
1- 1	0- 0		0- 0		NEUTRAL		0- 0		0- 0	1- 1
0- 0	0- 0		0- 0		CONFERENCE		0- 0		0- 0	0- 0
0- 0	0- 0		0- 0		HOME		0- 0		0- 0	0- 0
0- 0	0- 0		0- 0		AWAY		0- 0		0- 0	0- 0
0- 0	0- 0		0- 0		NEUTRAL		0- 0		0- 0	0- 0

[illegible]

Non-Div I Games:	Bluefield Col.	77	35
------------------	----------------	----	----

Marshall

■ Loss, ■ Non-Conf, S Site, H Home A Away N Neutral

Average RPI Win:	180	WON-LOST	WINNING	LAST 10	STRENGTH OF	OPP. STRENGTH	TEAM	ADJ.	CONF.	ADJ CONF.
Average RPI Loss:	0	RECORD	PCT. RANK	GAMES	SCHEDULE	OF SCHEDULE	RPI	RPI	RPI	RPI
DIV. I ONLY	11- 0	1	10- 0	175	95	27	27	7	7	
DIV. I NON-CONF.	11- 0	1	11- 0	175	96	27	27	7	7	
TOTALS	RPI 1-25	RPI 26-50	W-L RECORDS	RPI 51-100	RPI 101-150	RPI 150+				
11- 0	1- 0	1- 0	OVERALL	2- 0	1- 0	6- 0				
6- 0	0- 0	0- 0	HOME	0- 0	1- 0	5- 0				
3- 0	0- 0	1- 0	AWAY	1- 0	0- 0	1- 0				
2- 0	1- 0	0- 0	NEUTRAL	1- 0	0- 0	0- 0				
11- 0	1- 0	1- 0	NON-CONFERENCE	2- 0	1- 0	6- 0				
6- 0	0- 0	0- 0	HOME	0- 0	1- 0	5- 0				
3- 0	0- 0	1- 0	AWAY	1- 0	0- 0	1- 0				
2- 0	1- 0	0- 0	NEUTRAL	1- 0	0- 0	0- 0				
0- 0	0- 0	0- 0	CONFERENCE	0- 0	0- 0	0- 0				
0- 0	0- 0	0- 0	HOME	0- 0	0- 0	0- 0				
0- 0	0- 0	0- 0	AWAY	0- 0	0- 0	0- 0				
0- 0	0- 0	0- 0	NEUTRAL	0- 0	0- 0	0- 0				

RPI 1-25				RPI 26-50				Team's RPI: 27				RPI 51-100				RPI 101+			
RPI	S	Opponent	Score	RPI	S	Opponent	Score	RPI	S	Opponent	Score	RPI	S	Opponent	Score	RPI	S	Opponent	Score
19	N	Arizona St.	83 42	50	A	Louisville	78 72	69	N	Washington St.	79 69	109	H	UMES	106 61				
								76	A	Niagara	96 64	179	H	Towson	97 63				
												239	H	Saint Peter's	101 49				
												261	A	Loyola Maryland	79 60				
												306	H	UMBC	92 42				
												331	H	Mt. St. Mary's	106 42				
												341	H	UMass Lowell	100 44				
LAST 12 Division I GAMES:																			
306	H	UMBC	92 42	261	A	Loyola Maryland	79 60												
50	A	Louisville	78 72	239	H	Saint Peter's	101 49												
69	N	Washington St.	79 69	179	H	Towson	97 63												
19	N	Arizona St.	83 42	109	H	UMES	106 61												
76	A	Niagara	96 64	341	H	UMass Lowell	100 44												
331	H	Mt. St. Mary's	106 42																

Non-Div I Games:

Maryland

Massachusetts

Through Games Of Dec. 18, 2016

Average RPI Win:	309	WON-LOST	WINNING	LAST 10	STRENGTH OF	OPP. STRENGTH	TEAM	ADJ.	CONF.	ADJ CONF.
Average RPI Loss:	131	RECORD	PCT. RANK	GAMES	SCHEDULE	OF SCHEDULE	RPI	RPI	RPI	RPI
DIV. I ONLY	5- 6	181	1- 0	296	198	264	264	14	14	
DIV. I NON-CONF.	5- 5	159	1- 0	308	212	233	233	14	14	
TOTALS	RPI 1-25	RPI 26-50	W-L RECORDS	RPI 51-100	RPI 101-150	RPI 150+				
5- 6	0- 1	0- 0	OVERALL	0- 2	0- 1	5- 2				
4- 1	0- 0	0- 0	HOME	0- 0	0- 1	4- 0				
0- 5	0- 0	0- 0	AWAY	0- 0	0- 0	0- 1				
1- 0	0- 0	0- 0	NEUTRAL	0- 0	0- 0	1- 0				
5- 5	0- 1	0- 0	NON-CONFERENCE	0- 2	0- 0	5- 2				
4- 0	0- 0	0- 0	HOME	0- 0	0- 0	4- 0				
0- 5	0- 1	0- 0	AWAY	0- 2	0- 0	0- 2				
1- 0	0- 0	0- 0	NEUTRAL	0- 0	0- 0	1- 0				
0- 1	0- 0	0- 0	CONFERENCE	0- 0	0- 1	0- 0				
0- 1	0- 0	0- 0	HOME	0- 0	0- 1	0- 0				
0- 0	0- 0	0- 0	AWAY	0- 0	0- 0	0- 0				
0- 0	0- 0	0- 0	NEUTRAL	0- 0	0- 0	0- 0				

RPI S	Opponent	Score	RPI S	Opponent	Score	RPI S	Opponent	Score	RPI S	Opponent	Score	Team's RPI: 264
16	A Buffalo	47 61				61	A Iowa	30 71	110	H George Mason	55 66	
						97	A Hofstra	55 71	182	A Hartford	56 75	
									225	H Bryant	68 62	
									320	A Boston U.	60 64	
									322	H North Dakota St.	70 58	
									325	H Central Conn. St.	76 37	
									327	H Holy Cross	69 66	
									345	N Montana	59 58	
LAST 12 Division I GAMES:												
97	A Hofstra	55 71	345	N Montana	59 58							
110	H George Mason	55 66	327	H Holy Cross	69 66							
182	A Hartford	56 75	320	A Boston U.	60 64							
325	H Central Conn. St.	76 37	225	H Bryant	68 62							
61	A Iowa	30 71	16	A Buffalo	47 61							
322	H North Dakota St.	70 58										

Non-Div I Games: Merrimack 73 44

Massachusetts

Loss, Non-Conf, S Site, H Home A Away N Neutral

Average RPI Win:	347	WON-LOST	WINNING	LAST 10	STRENGTH OF	OPP. STRENGTH	TEAM	ADJ.	CONF.	ADJ CONF.
Average RPI Loss:	145	RECORD	PCT. RANK	GAMES	SCHEDULE	OF SCHEDULE	RPI	RPI	RPI	RPI
DIV. I ONLY	1- 4	286	1- 4	315	237	324	324	27	27	
DIV. I NON-CONF.	1- 4	284	1- 4	316	236	324	324	27	27	
TOTALS	RPI 1-25	RPI 26-50	W-L RECORDS	RPI 51-100	RPI 101-150	RPI 150+				
1- 4	0- 0	0- 0	OVERALL	0- 1	0- 1	1- 2				
0- 2	0- 0	0- 0	HOME	0- 0	0- 0	0- 2				
1- 2	0- 0	0- 0	AWAY	0- 1	0- 1	1- 0				
0- 0	0- 0	0- 0	NEUTRAL	0- 0	0- 0	0- 0				
1- 4	0- 0	0- 0	NON-CONFERENCE	0- 1	0- 1	1- 2				
0- 2	0- 0	0- 0	HOME	0- 0	0- 0	0- 2				
1- 2	0- 0	0- 0	AWAY	0- 1	0- 1	1- 0				
0- 0	0- 0	0- 0	NEUTRAL	0- 0	0- 0	0- 0				
0- 0	0- 0	0- 0	CONFERENCE	0- 0	0- 0	0- 0				
0- 0	0- 0	0- 0	HOME	0- 0	0- 0	0- 0				
0- 0	0- 0	0- 0	AWAY	0- 0	0- 0	0- 0				
0- 0	0- 0	0- 0	NEUTRAL	0- 0	0- 0	0- 0				

RPI 1-25			RPI 26-50			RPI 51-100			RPI 101+			Team's RPI: 324
RPI	S	Opponent	Score	RPI	S	Opponent	Score	RPI	S	Opponent	Score	
						73 A Tulane	65 82	145 A TCU		70 74		
								163 H Louisiana		70 77		
								200 H Louisiana Tech		56 66		
								347 A La.-Monroe		78 52		
LAST 12 Division I GAMES:												
						347 A La.-Monroe	78 52					
						145 A TCU	70 74					
						200 H Louisiana Tech	56 66					
						73 A Tulane	65 82					
						163 H Louisiana	70 77					

Non-Div I Games: LSU-Alexandria 100 66 Louisiana Col. 88 47 Southern-N.O. 94 65 Wiley 72 56
McNeese

Loss, Non-Conf, S Site, H Home A Away N Neutral

M
e
m
p
h
i
s

M
e
m
p
h
i
s

Memphis

Page 163

Average RPI Win:	262	WON-LOST	WINNING	LAST 10	STRENGTH OF	OPP. STRENGTH	TEAM	ADJ.	CONF.	ADJ CONF.
Average RPI Loss:	44	RECORD	PCT. RANK	GAMES	SCHEDULE	OF SCHEDULE	RPI	RPI	RPI	RPI
DIV. I ONLY	7- 2	54	7- 2	274	114	90	90	20	20	
DIV. I NON-CONF.	7- 2	54	7- 2	275	117	90	90	20	20	
TOTALS	RPI 1-25	RPI 26-50	W-L RECORDS	RPI 51-100	RPI 101-150	RPI 150+				
7- 2	0- 0	0- 1	OVERALL	0- 1	0- 0	7- 0				
3- 0	0- 0	0- 0	HOME	0- 0	0- 0	3- 0				
4- 2	0- 0	0- 1	AWAY	0- 1	0- 0	4- 0				
0- 0	0- 0	0- 0	NEUTRAL	0- 0	0- 0	0- 0				
7- 2	0- 0	0- 1	NON-CONFERENCE	0- 1	0- 0	7- 0				
3- 0	0- 0	0- 0	HOME	0- 0	0- 0	3- 0				
4- 2	0- 0	0- 1	AWAY	0- 1	0- 0	4- 0				
0- 0	0- 0	0- 0	NEUTRAL	0- 0	0- 0	0- 0				
0- 0	0- 0	0- 0	CONFERENCE	0- 0	0- 0	0- 0				
0- 0	0- 0	0- 0	HOME	0- 0	0- 0	0- 0				
0- 0	0- 0	0- 0	AWAY	0- 0	0- 0	0- 0				
0- 0	0- 0	0- 0	NEUTRAL	0- 0	0- 0	0- 0				

RPI 1-25				RPI 26-50				RPI 51-100				Team's RPI: 90	RPI 101+			
RPI	S	Opponent	Score	RPI	S	Opponent	Score	RPI	S	Opponent	Score		RPI	S	Opponent	Score
				32	A	Georgia	64 72						175	A	Houston	64 60
								55	A	Georgia Tech	50 70		217	A	Ga. Southern	77 56
													275	A	Illinois	51 33
													277	H	Fla. Atlantic	74 57
													288	H	Kennesaw St.	61 46
													291	H	Campbell	76 60
													313	A	Winthrop	71 48
LAST 12 Division I GAMES:																
				288	H	Kennesaw St.	61 46	313	A	Winthrop	71 48					
				217	A	Ga. Southern	77 56	55	A	Georgia Tech	50 70					
				175	A	Houston	64 60	32	A	Georgia	64 72					
				275	A	Illinois	51 33									
				277	H	Fla. Atlantic	74 57									
				291	H	Campbell	76 60									

Non-Div I Games: West Ga. 67 36 Emmanuel (GA) 84 70

Mercer

Loss, Non-Conf, S Site, H Home A Away N Neutral

Average RPI Win:	135	WON-LOST	WINNING	LAST 10	STRENGTH OF	OPP. STRENGTH	TEAM	ADJ.	CONF.	ADJ CONF.
Average RPI Loss:	8	RECORD	PCT. RANK	GAMES	SCHEDULE	OF SCHEDULE	RPI	RPI	RPI	RPI
DIV. I ONLY	9- 1	21	9- 1	113	3	12	12	3	3	
DIV. I NON-CONF.	9- 1	21	9- 1	114	3	12	12	3	3	
TOTALS	RPI 1-25	RPI 26-50	W-L RECORDS	RPI 51-100	RPI 101-150	RPI 150+				
9- 1	0- 1	1- 0	OVERALL	2- 0	3- 0	3- 0				
5- 0	0- 0	1- 0	HOME	1- 0	1- 0	2- 0				
3- 1	0- 1	0- 0	AWAY	1- 0	1- 0	1- 0				
1- 0	0- 0	0- 0	NEUTRAL	0- 0	1- 0	0- 0				
9- 1	0- 1	1- 0	NON-CONFERENCE	2- 0	3- 0	3- 0				
5- 0	0- 0	1- 0	HOME	1- 0	1- 0	2- 0				
3- 1	0- 1	0- 0	AWAY	1- 0	1- 0	1- 0				
1- 0	0- 0	0- 0	NEUTRAL	0- 0	1- 0	0- 0				
0- 0	0- 0	0- 0	CONFERENCE	0- 0	0- 0	0- 0				
0- 0	0- 0	0- 0	HOME	0- 0	0- 0	0- 0				
0- 0	0- 0	0- 0	AWAY	0- 0	0- 0	0- 0				
0- 0	0- 0	0- 0	NEUTRAL	0- 0	0- 0	0- 0				

RPI	S	Opponent	Score	RPI	S	Opponent	Score	RPI	S	Opponent	Score	RPI	S	Opponent	Score
8	A	Kentucky	66 82	43	H	Charlotte	80 46	58	H	Texas Tech	74 56	104	A	Ohio St.	94 89
								85	A	St. John's (NY)	62 50	113	H	Old Dominion	66 56
												147	N	Albany (NY)	77 53
												184	A	FIU	69 49
												238	H	Loyola Chicago	81 43
												243	H	Grambling	89 61
LAST 12 Division I GAMES:															
243	H	Grambling	89 61	184	A	FIU	69 49	238	H	Loyola Chicago	81 43	113	H	Old Dominion	66 56
85	A	St. John's (NY)	62 50	104	A	Ohio St.	94 89	58	H	Texas Tech	74 56				
43	H	Charlotte	80 46												
147	N	Albany (NY)	77 53												
8	A	Kentucky	66 82												

Non-Div I Games:

Miami (FL)

■ Loss,
 ■ Non-Conf,
 S Site,
 ■ Home
 ■ Away
 N Neutral

Average RPI Win: 321		WON-LOST	WINNING	LAST 10	STRENGTH OF	OPP. STRENGTH	TEAM	ADJ.	CONF.	ADJ CONF.
Average RPI Loss: 164		RECORD	PCT. RANK	GAMES	SCHEDULE	OF SCHEDULE	RPI	RPI	RPI	RPI
DIV. I ONLY		2- 6	262	2- 6	143	340	258	258	10	10
DIV. I NON-CONF.		2- 6	262	2- 6	142	340	258	258	10	10
TOTALS		RPI 1-25	RPI 26-50	W-L RECORDS	RPI 51-100	RPI 101-150	RPI 150+			
2- 6	0- 0		0- 0	OVERALL	0- 0	0- 2	2- 4			
0- 3	0- 0		0- 0	HOME	0- 0	0- 1	0- 2			
2- 1	0- 0		0- 0	AWAY	0- 0	0- 0	2- 1			
0- 2	0- 0		0- 0	NEUTRAL	0- 0	0- 1	0- 1			
2- 6	0- 0		0- 0	NON-CONFERENCE	0- 0	0- 2	2- 4			
0- 3	0- 0		0- 0	HOME	0- 0	0- 1	0- 2			
2- 1	0- 0		0- 0	AWAY	0- 0	0- 0	2- 1			
0- 2	0- 0		0- 0	NEUTRAL	0- 0	0- 1	0- 1			
0- 0	0- 0		0- 0	CONFERENCE	0- 0	0- 0	0- 0			
0- 0	0- 0		0- 0	HOME	0- 0	0- 0	0- 0			
0- 0	0- 0		0- 0	AWAY	0- 0	0- 0	0- 0			
0- 0	0- 0		0- 0	NEUTRAL	0- 0	0- 0	0- 0			

RPI 1-25				RPI 26-50				RPI 51-100				RPI 101+				Team's RPI: 258	
RPI	S	Opponent	Score	RPI	S	Opponent	Score	RPI	S	Opponent	Score	RPI	S	Opponent	Score		
												118	N	Providence	59	75	
												129	H	IUPUI	53	65	
												158	N	La Salle	70	79	
												171	H	Indiana St.	54	62	
												198	A	Morehead St.	43	77	
												210	H	Cincinnati	43	49	
												315	A	Austin Peay	73	58	
												326	A	Northern Ky.	60	50	
LAST 12 Division I GAMES:																	
												129	H	IUPUI	53	65	
												315	A	Austin Peay	73	58	
												171	H	Indiana St.	54	62	
												118	N	Providence	59	75	
												158	N	La Salle	70	79	
												210	H	Cincinnati	43	49	
												198	A	Morehead St.	43	77	
												326	A	Northern Ky.	60	50	

Non-Div I Games:	Northwood	64	49
------------------	-----------	----	----

Miami (OH)

■ Loss, ■ Non-Conf, S Site, H Home A Away N Neutral

RPI 1-25				RPI 26-50		Team's RPI: 26		RPI 51-100				RPI 101+			
RPI	S	Opponent	Score	RPI	S	Opponent	Score	RPI	S	Opponent	Score	RPI	S	Opponent	Score
6	N	Florida St.	62 76					55	A	Georgia Tech	92 52	160	H	Western Mich.	66 40
24	A	UCLA	64 84					71	H	Ohio	69 46	214	H	Oakland	101 63
								76	H	Niagara	107 35	235	H	Howard	109 41
								79	N	Gonzaga	78 66	253	A	San Diego St.	92 57
								82	A	Xavier	58 61	297	H	Vermont	78 56
												313	N	Winthrop	76 39
LAST 12 Division I GAMES:															
297	H	Vermont	78 56	55	A	Georgia Tech	92 52								
71	H	Ohio	69 46	6	N	Florida St.	62 76								
24	A	UCLA	64 84	313	N	Winthrop	76 39								
253	A	San Diego St.	92 57	79	N	Gonzaga	78 66								
82	A	Xavier	58 61	160	H	Western Mich.	66 40								
76	H	Niagara	107 35	235	H	Howard	109 41								

Michigan

Page 167

Average RPI Win: 186		WON-LOST	WINNING	LAST 10	STRENGTH OF	OPP. STRENGTH	TEAM	ADJ.	CONF.	ADJ CONF.
Average RPI Loss: 71		RECORD	PCT. RANK	GAMES	SCHEDULE	OF SCHEDULE	RPI	RPI	RPI	RPI
DIV. I ONLY		10- 2	32	8- 2	97	173	30	30	7	7
DIV. I NON-CONF.		10- 2	32	10- 2	98	174	30	30	7	7
TOTALS	RPI 1-25	RPI 26-50		W-L RECORDS		RPI 51-100	RPI 101-150	RPI 150+		
10- 2	0- 0	0- 1		OVERALL		0- 1	3- 0	7- 0		
5- 0	0- 0	0- 0		HOME		0- 0	0- 0	5- 0		
4- 2	0- 0	0- 1		AWAY		0- 1	2- 0	2- 0		
1- 0	0- 0	0- 0		NEUTRAL		0- 0	1- 0	0- 0		
10- 2	0- 0	0- 1		NON-CONFERENCE		0- 1	3- 0	7- 0		
5- 0	0- 0	0- 0		HOME		0- 0	0- 0	5- 0		
4- 2	0- 0	0- 1		AWAY		0- 1	2- 0	2- 0		
1- 0	0- 0	0- 0		NEUTRAL		0- 0	1- 0	0- 0		
0- 0	0- 0	0- 0		CONFERENCE		0- 0	0- 0	0- 0		
0- 0	0- 0	0- 0		HOME		0- 0	0- 0	0- 0		
0- 0	0- 0	0- 0		AWAY		0- 0	0- 0	0- 0		
0- 0	0- 0	0- 0		NEUTRAL		0- 0	0- 0	0- 0		

RPI 1-25				Team's RPI: 30		RPI 51-100				RPI 101+					
RPI	S	Opponent	Score	RPI	S	Opponent	Score	RPI	S	Opponent	Score	RPI	S	Opponent	Score
				46	A	Oregon	55 88	95	A	Syracuse	64 75	106	A	CSUN	63 59
												108	A	Quinnipiac	71 54
												124	N	Delaware	81 64
												160	A	Western Mich.	68 64
												185	H	Wyoming	63 51
												202	H	Southern U.	70 55
												214	H	Oakland	81 74
												232	H	Northeastern	78 44
												240	A	Rhode Island	85 48
												290	H	Davidson	70 34
LAST 12 Division I GAMES:															
				232	H	Northeastern	78 44	106	A	CSUN	63 59				
				240	A	Rhode Island	85 48	124	N	Delaware	81 64				
				108	A	Quinnipiac	71 54	46	A	Oregon	55 88				
				214	H	Oakland	81 74	160	A	Western Mich.	68 64				
				95	A	Syracuse	64 75	202	H	Southern U.	70 55				
				290	H	Davidson	70 34	185	H	Wyoming	63 51				

Non-Div I Games:

Michigan St.

Loss, Non-Conf, S Site, H Home A Away N Neutral

Average RPI Win:	235	WON-LOST	WINNING	LAST 10	STRENGTH OF	OPP. STRENGTH	TEAM	ADJ.	CONF.	ADJ CONF.
Average RPI Loss:	56	RECORD	PCT. RANK	GAMES	SCHEDULE	OF SCHEDULE	RPI	RPI	RPI	RPI
DIV. I ONLY	3- 5	220	3- 5	20	154	120	120	12	12	
DIV. I NON-CONF.	3- 5	218	3- 5	20	157	121	121	12	12	
TOTALS	RPI 1-25	RPI 26-50	W-L RECORDS	RPI 51-100	RPI 101-150	RPI 150+				
3- 5	0- 2	0- 1	OVERALL	1- 1	0- 1	2- 0				
2- 3	0- 1	0- 1	HOME	1- 1	0- 0	1- 0				
1- 2	0- 1	0- 0	AWAY	0- 0	0- 1	1- 0				
0- 0	0- 0	0- 0	NEUTRAL	0- 0	0- 0	0- 0				
3- 5	0- 2	0- 1	NON-CONFERENCE	1- 1	0- 1	2- 0				
2- 3	0- 1	0- 1	HOME	1- 1	0- 0	1- 0				
1- 2	0- 1	0- 0	AWAY	0- 0	0- 1	1- 0				
0- 0	0- 0	0- 0	NEUTRAL	0- 0	0- 0	0- 0				
0- 0	0- 0	0- 0	CONFERENCE	0- 0	0- 0	0- 0				
0- 0	0- 0	0- 0	HOME	0- 0	0- 0	0- 0				
0- 0	0- 0	0- 0	AWAY	0- 0	0- 0	0- 0				
0- 0	0- 0	0- 0	NEUTRAL	0- 0	0- 0	0- 0				

RPI 1-25				RPI 26-50				RPI 51-100				RPI 101+ Team's RPI: 120			
RPI	S	Opponent	Score	RPI	S	Opponent	Score	RPI	S	Opponent	Score	RPI	S	Opponent	Score
8	A	Kentucky	48 61	50	H	Louisville	72 91	71	H	Ohio	52 73	134	A	Virginia	51 63
19	H	Arizona St.	48 69					73	H	Tulane	62 59	315	H	Austin Peay	82 51
												318	A	Tennessee Tech	73 62
LAST 12 Division I GAMES:															
315	H	Austin Peay	82 51	318	A	Tennessee Tech	73 62								
19	H	Arizona St.	48 69	50	H	Louisville	72 91								
8	A	Kentucky	48 61	134	A	Virginia	51 63								
73	H	Tulane	62 59												
71	H	Ohio	52 73												

Non-Div I Games:

Middle Tenn.

Average RPI Win:	255	WON-LOST	WINNING	LAST 10	STRENGTH OF	OPP. STRENGTH	TEAM	ADJ.	CONF.	ADJ CONF.
Average RPI Loss:	71	RECORD	PCT. RANK	GAMES	SCHEDULE	OF SCHEDULE	RPI	RPI	RPI	RPI
DIV. I ONLY	8- 3	71	1- 0	292	116	137	137	21	21	
DIV. I NON-CONF.	8- 3	70	1- 0	294	120	139	139	21	21	
TOTALS	RPI 1-25	RPI 26-50	W-L RECORDS	RPI 51-100	RPI 101-150	RPI 150+				
8- 3	0- 0	0- 2	OVERALL	0- 0	1- 1	7- 0				
4- 1	0- 0	0- 1	HOME	0- 0	1- 0	3- 0				
3- 2	0- 0	0- 1	AWAY	0- 0	0- 1	3- 0				
1- 0	0- 0	0- 0	NEUTRAL	0- 0	0- 0	1- 0				
8- 3	0- 0	0- 2	NON-CONFERENCE	0- 0	1- 1	7- 0				
4- 1	0- 0	0- 1	HOME	0- 0	1- 0	3- 0				
3- 2	0- 0	0- 1	AWAY	0- 0	0- 1	3- 0				
1- 0	0- 0	0- 0	NEUTRAL	0- 0	0- 0	1- 0				
0- 0	0- 0	0- 0	CONFERENCE	0- 0	0- 0	0- 0				
0- 0	0- 0	0- 0	HOME	0- 0	0- 0	0- 0				
0- 0	0- 0	0- 0	AWAY	0- 0	0- 0	0- 0				
0- 0	0- 0	0- 0	NEUTRAL	0- 0	0- 0	0- 0				

RPI S	Opponent	Score	RPI S	Opponent	Score	RPI S	Opponent	Score	RPI S	Opponent	Score	Team's RPI: 137
			40	H Northwestern	63 65				105	H Western Ill.	76 68	
			42	A Marquette	74 85				131	A Northern Ill.	104 114	
									187	H Wisconsin	80 63	
									238	A Loyola Chicago	73 46	
									274	A Illinois St.	68 60	
									293	N LIU Brooklyn	88 50	
									297	A Vermont	68 44	
									322	H North Dakota St.	79 74	
									323	H Chicago St.	71 49	
LAST 12 Division I GAMES:												
			40	H Northwestern	63 65				297	A Vermont	68 44	
			274	A Illinois St.	68 60				42	A Marquette	74 85	
			322	H North Dakota St.	79 74				323	H Chicago St.	71 49	
			293	N LIU Brooklyn	88 50				131	A Northern Ill.	104 114	
			187	H Wisconsin	80 63				105	H Western Ill.	76 68	
			238	A Loyola Chicago	73 46							

Non-Div I Games:

Milwaukee

■ Loss,
 ■ Non-Conf,
 ■ S Site,
 ■ H Home
 ■ A Away
 N Neutral

Minnesota

Through Games Of Dec. 18, 2016

Average RPI Win:	129	WON-LOST	WINNING	LAST 10	STRENGTH OF	OPP. STRENGTH	TEAM	ADJ.	CONF.	ADJ CONF.
Average RPI Loss:	19	RECORD	PCT. RANK	GAMES	SCHEDULE	OF SCHEDULE	RPI	RPI	RPI	RPI
DIV. I ONLY	8- 4	99	6- 4	4	46	11	11	7	7	
DIV. I NON-CONF.	8- 4	98	8- 4	4	46	11	11	7	7	
TOTALS	RPI 1-25	RPI 26-50	W-L RECORDS	RPI 51-100	RPI 101-150	RPI 150+				
8- 4	1- 2	1- 2	OVERALL	0- 0	2- 0	4- 0				
6- 1	1- 1	1- 0	HOME	0- 0	2- 0	2- 0				
2- 1	0- 1	0- 0	AWAY	0- 0	0- 0	2- 0				
0- 2	0- 0	0- 2	NEUTRAL	0- 0	0- 0	0- 0				
8- 4	1- 2	1- 2	NON-CONFERENCE	0- 0	2- 0	4- 0				
6- 1	1- 1	1- 0	HOME	0- 0	2- 0	2- 0				
2- 1	0- 1	0- 0	AWAY	0- 0	0- 0	2- 0				
0- 2	0- 0	0- 2	NEUTRAL	0- 0	0- 0	0- 0				
0- 0	0- 0	0- 0	CONFERENCE	0- 0	0- 0	0- 0				
0- 0	0- 0	0- 0	HOME	0- 0	0- 0	0- 0				
0- 0	0- 0	0- 0	AWAY	0- 0	0- 0	0- 0				
0- 0	0- 0	0- 0	NEUTRAL	0- 0	0- 0	0- 0				

RPI	S	Opponent	Score	RPI	S	Opponent	Score	RPI	S	Opponent	Score	RPI	S	Opponent	Score
3	A	South Carolina	58 98	32	N	Georgia	58 70					103	H	Belmont	75 74
5	H	Georgetown	68 60	35	N	North Carolina	77 91					125	H	Army West Point	70 52
6	H	Florida St.	61 75	45	H	Harvard	103 87					162	H	Seton Hall	90 57
												169	A	VCU	79 69
												177	H	Detroit	111 91
												242	A	New Mexico	69 65
LAST 12 Division I GAMES:															
177	H	Detroit	111 91	103	H	Belmont	75 74								
6	H	Florida St.	61 75	3	A	South Carolina	58 98								
35	N	North Carolina	77 91	125	H	Army West Point	70 52								
32	N	Georgia	58 70	242	A	New Mexico	69 65								
162	H	Seton Hall	90 57	169	A	VCU	79 69								
5	H	Georgetown	68 60	45	H	Harvard	103 87								

Non-Div I Games:

Minnesota

■ Loss,
 ■ Non-Conf, S Site,
 ■ Home
 ■ Away
 N Neutral

Average RPI Win:	106	WON-LOST	WINNING	LAST 10	STRENGTH OF	OPP. STRENGTH	TEAM	ADJ.	CONF.	ADJ CONF.
Average RPI Loss:	0	RECORD	PCT. RANK	GAMES	SCHEDULE	OF SCHEDULE	RPI	RPI	RPI	RPI
DIV. I ONLY	12- 0	1	10- 0	24	36	4	4	1	1	
DIV. I NON-CONF.	12- 0	1	12- 0	24	36	4	4	1	1	
TOTALS	RPI 1-25		RPI 26-50	W-L RECORDS	RPI 51-100	RPI 101-150	RPI 150+			
12- 0	0- 0		2- 0	OVERALL	6- 0	2- 0	2- 0			
1- 0	0- 0		0- 0	HOME	1- 0	0- 0	0- 0			
6- 0	0- 0		1- 0	AWAY	3- 0	1- 0	1- 0			
5- 0	0- 0		1- 0	NEUTRAL	2- 0	1- 0	1- 0			
12- 0	0- 0		2- 0	NON-CONFERENCE	6- 0	2- 0	2- 0			
1- 0	0- 0		0- 0	HOME	1- 0	0- 0	0- 0			
6- 0	0- 0		1- 0	AWAY	3- 0	1- 0	1- 0			
5- 0	0- 0		1- 0	NEUTRAL	2- 0	1- 0	1- 0			
0- 0	0- 0		0- 0	CONFERENCE	0- 0	0- 0	0- 0			
0- 0	0- 0		0- 0	HOME	0- 0	0- 0	0- 0			
0- 0	0- 0		0- 0	AWAY	0- 0	0- 0	0- 0			
0- 0	0- 0		0- 0	NEUTRAL	0- 0	0- 0	0- 0			

RPI	S	Opponent	Score	RPI	S	Opponent	Score	RPI	S	Opponent	Score	RPI	S	Opponent	Score
46	N	Oregon	75 63	48	A	Southern California	76 72	64	N	SMU	91 42	130	N	Villanova	108 62
								66	A	Little Rock	58 44	142	A	Southern Miss.	72 50
								73	N	Tulane	66 49	211	N	San Jose St.	88 51
								77	A	Maine	87 43	245	A	Hawaii	66 41
								81	H	Texas	79 68				
								89	A	Iowa St.	85 81				
LAST 12 Division I GAMES:															
89	A	Iowa St.	85 81	48	A	Southern California	76 72	64	N	SMU	91 42				
245	A	Hawaii	66 41	66	A	Little Rock	58 44	142	A	Southern Miss.	72 50				
211	N	San Jose St.	88 51	77	A	Maine	87 43	73	N	Tulane	66 49				
46	N	Oregon	75 63	130	N	Villanova	108 62								
81	H	Texas	79 68												
73	N	Tulane	66 49												

Non-Div I Games:

Mississippi St.

■ Loss,
 ■ Non-Conf,
 ■ S Site,
 ■ H Home
 ■ A Away
 N Neutral

Average RPI Win:	330	WON-LOST	WINNING	LAST 10	STRENGTH OF	OPP. STRENGTH	TEAM	ADJ.	CONF.	ADJ CONF.
Average RPI Loss:	111	RECORD	PCT. RANK	GAMES	SCHEDULE	OF SCHEDULE	RPI	RPI	RPI	RPI
DIV. I ONLY	1- 6	303	1- 6	12	331	152	152	30	30	
DIV. I NON-CONF.	1- 6	300	1- 6	12	331	153	153	30	30	
TOTALS	RPI 1-25	RPI 26-50	W-L RECORDS	RPI 51-100	RPI 101-150	RPI 150+				
1- 6	0- 0	0- 1	OVERALL	0- 1	0- 3	1- 1				
0- 1	0- 0	0- 0	HOME	0- 1	0- 0	0- 0				
1- 5	0- 0	0- 0	AWAY	0- 0	0- 1	1- 0				
0- 0	0- 0	0- 0	NEUTRAL	0- 0	0- 0	0- 0				
1- 6	0- 0	0- 1	NON-CONFERENCE	0- 1	0- 3	1- 1				
0- 1	0- 0	0- 0	HOME	0- 1	0- 0	0- 0				
1- 5	0- 0	0- 1	AWAY	0- 0	0- 3	1- 1				
0- 0	0- 0	0- 0	NEUTRAL	0- 0	0- 0	0- 0				
0- 0	0- 0	0- 0	CONFERENCE	0- 0	0- 0	0- 0				
0- 0	0- 0	0- 0	HOME	0- 0	0- 0	0- 0				
0- 0	0- 0	0- 0	AWAY	0- 0	0- 0	0- 0				
0- 0	0- 0	0- 0	NEUTRAL	0- 0	0- 0	0- 0				

RPI S	Opponent	Score	RPI S	Opponent	Score	RPI S	Opponent	Score	RPI S	Opponent	Score	Team's RPI: 152
31	A Baylor	36 101	51	H Colorado	64 76	102	A Alabama	44 93	142	A Southern Miss.	55 83	
						150	A UAB	46 80	187	A Wisconsin	61 103	
						330	A Northwestern St.	68 64				
LAST 12 Division I GAMES:												
330	A Northwestern St.	68 64	51	H Colorado	64 76							
31	A Baylor	36 101	187	A Wisconsin	61 103							
102	A Alabama	44 93	142	A Southern Miss.	55 83							
			150	A UAB	46 80							

Non-Div I Games: Blue Mountain 66 40 Tougaloo 99 55

Mississippi Val.

Loss, Non-Conf, S Site, H Home A Away N Neutral

Average RPI Win:	164	WON-LOST	WINNING	LAST 10	STRENGTH OF	OPP. STRENGTH	TEAM	ADJ.	CONF.	ADJ CONF.
Average RPI Loss:	66	RECORD	PCT. RANK	GAMES	SCHEDULE	OF SCHEDULE	RPI	RPI	RPI	RPI
DIV. I ONLY	9- 3	64	7- 3	104	76	57	57	1	1	
DIV. I NON-CONF.	9- 3	63	9- 3	106	76	57	57	1	1	
TOTALS	RPI 1-25	RPI 26-50	W-L RECORDS	RPI 51-100	RPI 101-150	RPI 150+				
9- 3	0- 1	0- 0	OVERALL	0- 1	3- 1	6- 0				
7- 0	0- 0	0- 0	HOME	0- 0	2- 0	5- 0				
1- 2	0- 1	0- 0	AWAY	0- 0	0- 0	1- 0				
1- 1	0- 0	0- 0	NEUTRAL	0- 1	1- 0	0- 0				
9- 3	0- 1	0- 0	NON-CONFERENCE	0- 1	3- 1	6- 0				
7- 0	0- 0	0- 0	HOME	0- 0	2- 0	5- 0				
1- 2	0- 1	0- 0	AWAY	0- 0	0- 1	1- 0				
1- 1	0- 0	0- 0	NEUTRAL	0- 1	1- 0	0- 0				
0- 0	0- 0	0- 0	CONFERENCE	0- 0	0- 0	0- 0				
0- 0	0- 0	0- 0	HOME	0- 0	0- 0	0- 0				
0- 0	0- 0	0- 0	AWAY	0- 0	0- 0	0- 0				
0- 0	0- 0	0- 0	NEUTRAL	0- 0	0- 0	0- 0				

RPI 1-25			RPI 26-50			RPI 51-100			Team's RPI: 57	RPI 101+		
RPI	S	Opponent	Score	RPI	S	Opponent	Score	RPI	S	Opponent	Score	
14	A	Washington	66 79					55	N	Georgia Tech	70 72	
										101	N	Creighton 72 63
										105	H	Western Ill. 71 68
										128	H	Missouri St. 73 49
										129	A	IUPUI 45 73
										156	A	Nebraska 55 35
										164	H	SIUE 72 60
										171	H	Indiana St. 77 48
										192	H	Abilene Christian 52 46
										216	H	Wichita St. 64 57
										244	H	UT Martin 80 69
LAST 12 Division I GAMES:												
244	H	UT Martin	80 69	129	A	IUPUI	45 73					
216	H	Wichita St.	64 57	128	H	Missouri St.	73 49					
164	H	SIUE	72 60	105	H	Western Ill.	71 68					
14	A	Washington	66 79	55	N	Georgia Tech	70 72					
156	A	Nebraska	55 35	101	N	Creighton	72 63					
192	H	Abilene Christian	52 46	171	H	Indiana St.	77 48					

Non-Div I Games:

Missouri

Average RPI Win:	154	WON-LOST	WINNING	LAST 10	STRENGTH OF	OPP. STRENGTH	TEAM	ADJ.	CONF.	ADJ CONF.
Average RPI Loss:	91	RECORD	PCT. RANK	GAMES	SCHEDULE	OF SCHEDULE	RPI	RPI	RPI	RPI
DIV. I ONLY	3- 6	235	3- 6	31	109	128	128	15	15	
DIV. I NON-CONF.	3- 6	235	3- 6	31	111	129	129	15	15	
TOTALS	RPI 1-25	RPI 26-50	W-L RECORDS	RPI 51-100	RPI 101-150	RPI 150+				
3- 6	0- 0	0- 2	OVERALL	1- 3	1- 0	1- 1				
2- 1	0- 0	0- 0	HOME	1- 1	0- 0	1- 0				
1- 4	0- 0	0- 1	AWAY	0- 2	1- 0	0- 1				
0- 1	0- 0	0- 1	NEUTRAL	0- 0	0- 0	0- 0				
3- 6	0- 0	0- 2	NON-CONFERENCE	1- 3	1- 0	1- 1				
2- 1	0- 0	0- 0	HOME	1- 1	0- 0	1- 0				
1- 4	0- 0	0- 1	AWAY	0- 2	1- 0	0- 1				
0- 1	0- 0	0- 1	NEUTRAL	0- 0	0- 0	0- 0				
0- 0	0- 0	0- 0	CONFERENCE	0- 0	0- 0	0- 0				
0- 0	0- 0	0- 0	HOME	0- 0	0- 0	0- 0				
0- 0	0- 0	0- 0	AWAY	0- 0	0- 0	0- 0				
0- 0	0- 0	0- 0	NEUTRAL	0- 0	0- 0	0- 0				

RPI 1-25				RPI 26-50				RPI 51-100				RPI 101+				Team's RPI: 128	
RPI	S	Opponent	Score	RPI	S	Opponent	Score	RPI	S	Opponent	Score	RPI	S	Opponent	Score		
				40	A	Northwestern	52 75	57	A	Missouri	49 73	146	A	Kansas	87 64		
				48	N	Southern California	67 89	62	H	Arkansas	64 62	234	A	Memphis	60 69		
								66	H	Little Rock	47 58	254	H	North Texas	63 54		
								99	A	Oral Roberts	56 78						
LAST 12 Division I GAMES:																	
				254	H	North Texas	63 54	57	A	Missouri	49 73						
				62	H	Arkansas	64 62	66	H	Little Rock	47 58						
				99	A	Oral Roberts	56 78	48	N	Southern California	67 89						
								40	A	Northwestern	52 75						
								146	A	Kansas	87 64						
								234	A	Memphis	60 69						

Non-Div I Games: Alas. Anchorage 65 58

Missouri St.

 Loss,
 Non-Conf,
 S Site,
 H Home
 A Away
N Neutral

Average RPI Win:	253	WON-LOST	WINNING	LAST 10	STRENGTH OF	OPP. STRENGTH	TEAM	ADJ.	CONF.	ADJ CONF.
Average RPI Loss:	185	RECORD	PCT. RANK	GAMES	SCHEDULE	OF SCHEDULE	RPI	RPI	RPI	RPI
DIV. I ONLY	5- 5	156	5- 5	319	227	222	222	17	17	
DIV. I NON-CONF.	5- 3	118	5- 3	284	296	177	177	17	17	
TOTALS	RPI 1-25	RPI 26-50	W-L RECORDS	RPI 51-100	RPI 101-150	RPI 150+				
5- 5	0- 0	0- 0	OVERALL	0- 2	0- 0	5- 3				
1- 1	0- 0	0- 0	HOME	0- 1	0- 0	1- 0				
4- 3	0- 0	0- 0	AWAY	0- 1	0- 0	4- 0				
0- 1	0- 0	0- 0	NEUTRAL	0- 0	0- 0	0- 1				
5- 3	0- 0	0- 0	NON-CONFERENCE	0- 1	0- 0	5- 2				
1- 1	0- 0	0- 0	HOME	0- 1	0- 0	1- 0				
4- 1	0- 0	0- 0	AWAY	0- 0	0- 0	4- 1				
0- 1	0- 0	0- 0	NEUTRAL	0- 0	0- 0	0- 1				
0- 2	0- 0	0- 0	CONFERENCE	0- 1	0- 0	0- 1				
0- 0	0- 0	0- 0	HOME	0- 0	0- 0	0- 0				
0- 2	0- 0	0- 0	AWAY	0- 1	0- 0	0- 1				
0- 0	0- 0	0- 0	NEUTRAL	0- 0	0- 0	0- 0				

RPI 1-25				RPI 26-50				RPI 51-100				RPI 101+ Team's RPI: 222			
RPI	S	Opponent	Score	RPI	S	Opponent	Score	RPI	S	Opponent	Score	RPI	S	Opponent	Score
								76	A	Niagara	45 66	182	N	Hartford	72 75
								92	H	Clemson	47 60	194	A	Sacred Heart	65 54
												208	A	Robert Morris	69 56
												246	A	Eastern Mich.	75 68
												273	A	Canisius	54 74
												276	A	Lehigh	73 62
												302	A	St. Francis Brooklyn	78 87
												343	H	Fairleigh Dickinson	72 63
LAST 12 Division I GAMES:															
				246	A	Eastern Mich.	75 68					182	N	Hartford	72 75
				343	H	Fairleigh Dickinson	72 63					92	H	Clemson	47 60
				194	A	Sacred Heart	65 54					302	A	St. Francis Brooklyn	78 87
				273	A	Canisius	54 74					208	A	Robert Morris	69 56
				76	A	Niagara	45 66								
				276	A	Lehigh	73 62								

Non-Div I Games:

Monmouth

Average RPI Win:	346	WON-LOST	WINNING	LAST 10	STRENGTH OF	OPP. STRENGTH	TEAM	ADJ.	CONF.	ADJ CONF.
Average RPI Loss:	203	RECORD	PCT. RANK	GAMES	SCHEDULE	OF SCHEDULE	RPI	RPI	RPI	RPI
DIV. I ONLY	1- 7	308	1- 7	304	327	345	345	18	18	
DIV. I NON-CONF.	1- 7	307	1- 7	304	327	345	345	18	18	
TOTALS	RPI 1-25	RPI 26-50	W-L RECORDS	RPI 51-100	RPI 101-150	RPI 150+				
1- 7	0- 0	0- 1	OVERALL	0- 1	0- 0	1- 5				
1- 2	0- 0	0- 0	HOME	0- 0	0- 0	1- 2				
0- 3	0- 0	0- 1	AWAY	0- 0	0- 0	0- 2				
0- 2	0- 0	0- 0	NEUTRAL	0- 1	0- 0	0- 1				
1- 7	0- 0	0- 1	NON-CONFERENCE	0- 1	0- 0	1- 5				
1- 2	0- 0	0- 0	HOME	0- 0	0- 0	1- 2				
0- 3	0- 0	0- 1	AWAY	0- 0	0- 0	0- 2				
0- 2	0- 0	0- 0	NEUTRAL	0- 1	0- 0	0- 1				
0- 0	0- 0	0- 0	CONFERENCE	0- 0	0- 0	0- 0				
0- 0	0- 0	0- 0	HOME	0- 0	0- 0	0- 0				
0- 0	0- 0	0- 0	AWAY	0- 0	0- 0	0- 0				
0- 0	0- 0	0- 0	NEUTRAL	0- 0	0- 0	0- 0				

RPI S	Opponent	Score	RPI S	Opponent	Score	RPI S	Opponent	Score	RPI S	Opponent	Score	Team's RPI: 345
49	A SFA	46 54	65	N South Dakota St.	43 84	185	H Wyoming	42 67	220	H Utah St.	47 65	
						264	N Massachusetts	58 59	289	A Seattle U	44 60	
						346	H Incarnate Word	61 56	349	A Cal St. Fullerton	56 72	
LAST 12 Division I GAMES:												
289	A Seattle U	44 60	185	H Wyoming	42 67							
349	A Cal St. Fullerton	56 72	49	A SFA	46 54							
220	H Utah St.	47 65										
346	H Incarnate Word	61 56										
264	N Massachusetts	58 59										
65	N South Dakota St.	43 84										

Non-Div I Games: Rocky Mountain 64 56 Great Falls 66 55

Montana

Loss, Non-Conf, S Site, H Home A Away N Neutral

Average RPI Win:	209	WON-LOST	WINNING	LAST 10	STRENGTH OF	OPP. STRENGTH	TEAM	ADJ.	CONF.	ADJ CONF.
Average RPI Loss:	110	RECORD	PCT. RANK	GAMES	SCHEDULE	OF SCHEDULE	RPI	RPI	RPI	RPI
DIV. I ONLY	4- 3	143	4- 3	193	79	95	95	18	18	
DIV. I NON-CONF.	4- 3	143	4- 3	193	80	94	94	18	18	
TOTALS	RPI 1-25	RPI 26-50	W-L RECORDS	RPI 51-100	RPI 101-150	RPI 150+				
4- 3	0- 1	0- 0	OVERALL	0- 1	1- 0	3- 1				
1- 0	0- 0	0- 0	HOME	0- 0	0- 0	1- 0				
2- 3	0- 1	0- 0	AWAY	0- 1	0- 0	2- 1				
1- 0	0- 0	0- 0	NEUTRAL	0- 0	1- 0	0- 0				
4- 3	0- 1	0- 0	NON-CONFERENCE	0- 1	1- 0	3- 1				
1- 0	0- 0	0- 0	HOME	0- 0	0- 0	1- 0				
2- 3	0- 1	0- 0	AWAY	0- 1	0- 0	2- 1				
1- 0	0- 0	0- 0	NEUTRAL	0- 0	1- 0	0- 0				
0- 0	0- 0	0- 0	CONFERENCE	0- 0	0- 0	0- 0				
0- 0	0- 0	0- 0	HOME	0- 0	0- 0	0- 0				
0- 0	0- 0	0- 0	AWAY	0- 0	0- 0	0- 0				
0- 0	0- 0	0- 0	NEUTRAL	0- 0	0- 0	0- 0				

RPI 1-25			RPI 26-50			RPI 51-100			Team's RPI: 95	RPI 101+		
RPI	S	Opponent	Score	RPI	S	Opponent	Score	RPI	S	Opponent	Score	
9	A	Utah	64 74					100	A	UC Davis	62 70	
										112	N	Santa Clara 77 50
										196	A	Portland 70 66
										220	A	Utah St. 56 64
										237	A	Pacific 72 66
										289	H	Seattle U 75 56
LAST 12 Division I GAMES:												
				9	A	Utah	64 74	196	A	Portland	70 66	
								289	H	Seattle U	75 56	
								112	N	Santa Clara	77 50	
								237	A	Pacific	72 66	
								100	A	UC Davis	62 70	
								220	A	Utah St.	56 64	

Non-Div I Games: Carroll (MT) 75 44 Great Falls 75 42

Montana St.

Loss, Non-Conf, S Site, H Home A Away N Neutral

Average RPI Win:	284	WON-LOST	WINNING	LAST 10	STRENGTH OF	OPP. STRENGTH	TEAM	ADJ.	CONF.	ADJ CONF.
Average RPI Loss:	81	RECORD	PCT. RANK	GAMES	SCHEDULE	OF SCHEDULE	RPI	RPI	RPI	RPI
DIV. I ONLY	7- 3	83	6- 2	339	103	198	198	29	29	
DIV. I NON-CONF.	7- 3	83	7- 3	339	105	199	199	29	29	
TOTALS	RPI 1-25	RPI 26-50	W-L RECORDS	RPI 51-100	RPI 101-150	RPI 150+				
7- 3	0- 1	0- 0	OVERALL	0- 1	0- 0	7- 1				
4- 1	0- 0	0- 0	HOME	0- 0	0- 0	4- 1				
3- 2	0- 1	0- 0	AWAY	0- 1	0- 0	3- 0				
0- 0	0- 0	0- 0	NEUTRAL	0- 0	0- 0	0- 0				
7- 3	0- 1	0- 0	NON-CONFERENCE	0- 1	0- 0	7- 1				
4- 1	0- 0	0- 0	HOME	0- 0	0- 0	4- 1				
3- 2	0- 1	0- 0	AWAY	0- 1	0- 0	3- 0				
0- 0	0- 0	0- 0	NEUTRAL	0- 0	0- 0	0- 0				
0- 0	0- 0	0- 0	CONFERENCE	0- 0	0- 0	0- 0				
0- 0	0- 0	0- 0	HOME	0- 0	0- 0	0- 0				
0- 0	0- 0	0- 0	AWAY	0- 0	0- 0	0- 0				
0- 0	0- 0	0- 0	NEUTRAL	0- 0	0- 0	0- 0				

RPI	S	Opponent	Score	RPI	S	Opponent	Score	RPI	S	Opponent	Score	RPI	S	Opponent	Score	Team's RPI: 198
8	A	Kentucky	47 74					56	A	West Virginia	53 94	178	H	Georgia St.	50 68	
												231	A	North Florida	84 65	
												246	H	Eastern Mich.	78 73	
												258	H	Miami (OH)	77 43	
												288	A	Kennesaw St.	71 50	
												294	H	Lipscomb	73 53	
												323	H	Chicago St.	63 55	
												348	A	Florida A&M	53 48	
LAST 12 Division I GAMES:																
288	A	Kennesaw St.	71 50	323	H	Chicago St.	63 55									
231	A	North Florida	84 65	8	A	Kentucky	47 74									
348	A	Florida A&M	53 48	258	H	Miami (OH)	77 43									
294	H	Lipscomb	73 53	246	H	Eastern Mich.	78 73									
56	A	West Virginia	53 94	178	H	Georgia St.	50 68									

Non-Div I Games: Ky. Christian 100 52 Alice Lloyd 92 42

Morehead St.

Loss, Non-Conf, S Site, H Home A Away N Neutral

Average RPI Win:	306	WON-LOST	WINNING	LAST 10	STRENGTH OF	OPP. STRENGTH	TEAM	ADJ.	CONF.	ADJ CONF.
Average RPI Loss:	234	RECORD	PCT. RANK	GAMES	SCHEDULE	OF SCHEDULE	RPI	RPI	RPI	RPI
DIV. I ONLY	1- 7	308	1- 7	342	301	344	344	31	31	
DIV. I NON-CONF.	1- 7	307	1- 7	342	300	344	344	31	31	
TOTALS	RPI 1-25	RPI 26-50	W-L RECORDS	RPI 51-100	RPI 101-150	RPI 150+				
1- 7	0- 0	0- 0	OVERALL	0- 0	0- 0	1- 7				
0- 1	0- 0	0- 0	HOME	0- 0	0- 0	0- 1				
1- 5	0- 0	0- 0	AWAY	0- 0	0- 0	1- 5				
0- 1	0- 0	0- 0	NEUTRAL	0- 0	0- 0	0- 1				
1- 7	0- 0	0- 0	NON-CONFERENCE	0- 0	0- 0	1- 7				
0- 1	0- 0	0- 0	HOME	0- 0	0- 0	0- 1				
1- 5	0- 0	0- 0	AWAY	0- 0	0- 0	1- 5				
0- 1	0- 0	0- 0	NEUTRAL	0- 0	0- 0	0- 1				
0- 0	0- 0	0- 0	CONFERENCE	0- 0	0- 0	0- 0				
0- 0	0- 0	0- 0	HOME	0- 0	0- 0	0- 0				
0- 0	0- 0	0- 0	AWAY	0- 0	0- 0	0- 0				
0- 0	0- 0	0- 0	NEUTRAL	0- 0	0- 0	0- 0				

RPI 1-25			RPI 26-50			RPI 51-100			RPI 101+			Team's RPI: 344
RPI	S	Opponent	Score	RPI	S	Opponent	Score	RPI	S	Opponent	Score	
								151	A	Dayton	42	61
								188	A	Saint Louis	43	71
								190	A	Marshall	43	62
								208	H	Robert Morris	44	58
								252	A	UMKC	56	64
								306	A	UMBC	69	61
								319	N	Eastern Ky.	58	66
								331	A	Mt. St. Mary's	50	65
LAST 12 Division I GAMES:												
306	A	UMBC	69	61	208	H	Robert Morris	44	58			
151	A	Dayton	42	61	331	A	Mt. St. Mary's	50	65			
190	A	Marshall	43	62								
252	A	UMKC	56	64								
319	N	Eastern Ky.	58	66								
188	A	Saint Louis	43	71								

Non-Div I Games: Washington Adventis79 28

Morgan St.

Average RPI Win:	315	WON-LOST	WINNING	LAST 10	STRENGTH OF	OPP. STRENGTH	TEAM	ADJ.	CONF.	ADJ CONF.
Average RPI Loss:	184	RECORD	PCT. RANK	GAMES	SCHEDULE	OF SCHEDULE	RPI	RPI	RPI	RPI
DIV. I ONLY	2- 8	286	2- 8	266	289	331	331	32	32	
DIV. I NON-CONF.	2- 8	284	2- 8	266	288	331	331	32	32	
TOTALS	RPI 1-25	RPI 26-50	W-L RECORDS	RPI 51-100	RPI 101-150	RPI 150+				
2- 8	0- 0	0- 1	OVERALL	0- 0	0- 2	2- 5				
2- 3	0- 0	0- 0	HOME	0- 0	0- 1	2- 2				
0- 5	0- 0	0- 1	AWAY	0- 0	0- 1	0- 3				
0- 0	0- 0	0- 0	NEUTRAL	0- 0	0- 0	0- 0				
2- 8	0- 0	0- 1	NON-CONFERENCE	0- 0	0- 2	2- 5				
2- 3	0- 0	0- 0	HOME	0- 0	0- 1	2- 2				
0- 5	0- 0	0- 1	AWAY	0- 0	0- 1	0- 3				
0- 0	0- 0	0- 0	NEUTRAL	0- 0	0- 0	0- 0				
0- 0	0- 0	0- 0	CONFERENCE	0- 0	0- 0	0- 0				
0- 0	0- 0	0- 0	HOME	0- 0	0- 0	0- 0				
0- 0	0- 0	0- 0	AWAY	0- 0	0- 0	0- 0				
0- 0	0- 0	0- 0	NEUTRAL	0- 0	0- 0	0- 0				

RPI 1-25			RPI 26-50			RPI 51-100			RPI 101+			Team's RPI: 331
RPI	S	Opponent	Score	RPI	S	Opponent	Score	RPI	S	Opponent	Score	
				27	A	Maryland	42 106					
								109	H	UMES	52 63	
								121	A	William & Mary	46 68	
								168	A	Pittsburgh	54 89	
								235	A	Howard	62 95	
								261	A	Loyola Maryland	53 58	
								271	H	Fairfield	57 70	
								276	H	Lehigh	57 74	
								285	H	Coppin St.	54 48	
								344	H	Morgan St.	65 50	
LAST 12 Division I GAMES:												
276	H	Lehigh	57 74	121	A	William & Mary	46 68					
271	H	Fairfield	57 70	235	A	Howard	62 95					
27	A	Maryland	42 106	109	H	UMES	52 63					
344	H	Morgan St.	65 50	261	A	Loyola Maryland	53 58					
168	A	Pittsburgh	54 89	285	H	Coppin St.	54 48					

Non-Div I Games:

Mt. St. Mary's

Average RPI Win:	314	WON-LOST	WINNING	LAST 10	STRENGTH OF	OPP. STRENGTH	TEAM	ADJ.	CONF.	ADJ CONF.
Average RPI Loss:	199	RECORD	PCT. RANK	GAMES	SCHEDULE	OF SCHEDULE	RPI	RPI	RPI	RPI
DIV. I ONLY	5- 5	156	4- 5	349	246	316	316	29	29	
DIV. I NON-CONF.	5- 5	159	5- 5	349	245	315	315	29	29	
TOTALS	RPI 1-25	RPI 26-50	W-L RECORDS	RPI 51-100	RPI 101-150	RPI 150+				
5- 5	0- 0	0- 0	OVERALL	0- 1	0- 0	5- 4				
3- 1	0- 0	0- 0	HOME	0- 0	0- 0	3- 1				
1- 3	0- 0	0- 0	AWAY	0- 1	0- 0	1- 2				
1- 1	0- 0	0- 0	NEUTRAL	0- 0	0- 0	1- 1				
5- 5	0- 0	0- 0	NON-CONFERENCE	0- 1	0- 0	5- 4				
3- 1	0- 0	0- 0	HOME	0- 0	0- 0	3- 1				
1- 3	0- 0	0- 0	AWAY	0- 1	0- 0	1- 2				
1- 1	0- 0	0- 0	NEUTRAL	0- 0	0- 0	1- 1				
0- 0	0- 0	0- 0	CONFERENCE	0- 0	0- 0	0- 0				
0- 0	0- 0	0- 0	HOME	0- 0	0- 0	0- 0				
0- 0	0- 0	0- 0	AWAY	0- 0	0- 0	0- 0				
0- 0	0- 0	0- 0	NEUTRAL	0- 0	0- 0	0- 0				

RPI 1-25			RPI 26-50			RPI 51-100			RPI 101+			Team's RPI: 316
RPI	S	Opponent	Score	RPI	S	Opponent	Score	RPI	S	Opponent	Score	
						71 A Ohio	70 79	192 N		Abilene Christian	57 81	
								199 A		Southern Ill.	63 70	
								260 H		Evansville	77 82	
								272 A		ETSU	60 79	
								282 H		Alabama A&M	81 49	
								294 H		Lipscomb	79 59	
								321 H		UNCG	81 70	
								326 A		Northern Ky.	72 69	
								346 N		Incarnate Word	72 68	
LAST 12 Division I GAMES:												
						192 N	Abilene Christian	57 81				
						321 H	UNCG	81 70				
						199 A	Southern Ill.	63 70				
						282 H	Alabama A&M	81 49				
						346 N	Incarnate Word	72 68				
						326 A	Northern Ky.	72 69				
						260 H	Evansville	77 82				
						272 A	ETSU	60 79				
						71 A	Ohio	70 79				
						294 H	Lipscomb	79 59				

Non-Div I Games: Eureka 101 59 MacMurray 93 37

Murray St.

Average RPI Win:	244	WON-LOST	WINNING	LAST 10	STRENGTH OF	OPP. STRENGTH	TEAM	ADJ.	CONF.	ADJ CONF.
Average RPI Loss:	162	RECORD	PCT. RANK	GAMES	SCHEDULE	OF SCHEDULE	RPI	RPI	RPI	RPI
DIV. I ONLY	1- 8	317	1- 8	191	230	314	314	31	31	
DIV. I NON-CONF.	1- 8	317	1- 8	191	229	313	313	31	31	
TOTALS	RPI 1-25	RPI 26-50	W-L RECORDS	RPI 51-100	RPI 101-150	RPI 150+				
1- 8	0- 1	0- 1	OVERALL	0- 1	0- 0	1- 5				
1- 1	0- 0	0- 1	HOME	0- 0	0- 0	1- 0				
0- 3	0- 0	0- 0	AWAY	0- 0	0- 0	0- 3				
0- 4	0- 1	0- 0	NEUTRAL	0- 1	0- 0	0- 2				
1- 8	0- 1	0- 1	NON-CONFERENCE	0- 1	0- 0	1- 5				
1- 1	0- 0	0- 1	HOME	0- 0	0- 0	1- 0				
0- 3	0- 0	0- 0	AWAY	0- 0	0- 0	0- 3				
0- 4	0- 1	0- 0	NEUTRAL	0- 1	0- 0	0- 2				
0- 0	0- 0	0- 0	CONFERENCE	0- 0	0- 0	0- 0				
0- 0	0- 0	0- 0	HOME	0- 0	0- 0	0- 0				
0- 0	0- 0	0- 0	AWAY	0- 0	0- 0	0- 0				
0- 0	0- 0	0- 0	NEUTRAL	0- 0	0- 0	0- 0				

RPI 1-25			RPI 26-50			RPI 51-100			RPI 101+			Team's RPI: 314
RPI	S	Opponent	Score	RPI	S	Opponent	Score	RPI	S	Opponent	Score	
22	N	Florida	38 67	34	H	Auburn	36 68	56	N	West Virginia	64 80	186 A FGCU 41 67
												217 A Ga. Southern 50 65
												241 A Appalachian St. 58 71
												244 H UT Martin 74 59
												265 N Ball St. 57 76
												278 N Marist 64 69
LAST 12 Division I GAMES:												
186	A	FGCU	41 67	278	N	Marist	64 69					
22	N	Florida	38 67	265	N	Ball St.	57 76					
241	A	Appalachian St.	58 71	56	N	West Virginia	64 80					
				34	H	Auburn	36 68					
				244	H	UT Martin	74 59					
				217	A	Ga. Southern	50 65					

Non-Div I Games: Slippery Rock 70 59

N.C. A&T

■ Loss,
 ■ Non-Conf,
 ■ S Site,
 ■ H Home
 ■ A Away
 N Neutral

N.C. Central

Through Games Of Dec. 18, 2016

Average RPI Win:	0	WON-LOST	WINNING	LAST 10	STRENGTH OF	OPP. STRENGTH	TEAM	ADJ.	CONF.	ADJ CONF.
Average RPI Loss:	204	RECORD	PCT. RANK	GAMES	SCHEDULE	OF SCHEDULE	RPI	RPI	RPI	RPI
DIV. I ONLY	0- 7	332	0- 7	211	324	339	339	31	31	
DIV. I NON-CONF.	0- 7	332	0- 7	209	324	339	339	31	31	
TOTALS	RPI 1-25	RPI 26-50	W-L RECORDS	RPI 51-100	RPI 101-150	RPI 150+				
0- 7	0- 0	0- 0	OVERALL	0- 1	0- 2	0- 4				
0- 2	0- 0	0- 0	HOME	0- 0	0- 0	0- 2				
0- 5	0- 0	0- 0	AWAY	0- 1	0- 2	0- 2				
0- 0	0- 0	0- 0	NEUTRAL	0- 0	0- 0	0- 0				
0- 7	0- 0	0- 0	NON-CONFERENCE	0- 1	0- 2	0- 4				
0- 2	0- 0	0- 0	HOME	0- 0	0- 0	0- 2				
0- 5	0- 0	0- 0	AWAY	0- 1	0- 2	0- 2				
0- 0	0- 0	0- 0	NEUTRAL	0- 0	0- 0	0- 0				
0- 0	0- 0	0- 0	CONFERENCE	0- 0	0- 0	0- 0				
0- 0	0- 0	0- 0	HOME	0- 0	0- 0	0- 0				
0- 0	0- 0	0- 0	AWAY	0- 0	0- 0	0- 0				
0- 0	0- 0	0- 0	NEUTRAL	0- 0	0- 0	0- 0				

RPI 1-25			RPI 26-50			RPI 51-100			RPI 101+			Team's RPI: 339
RPI	S	Opponent	Score	RPI	S	Opponent	Score	RPI	S	Opponent	Score	
						84 A North Carolina St.	33 83			113 A Old Dominion	52 83	
										141 A Purdue	27 61	
										180 H Wofford	54 64	
										291 A Campbell	30 61	
										298 A Coastal Caro.	50 66	
										321 H UNCG	51 64	
LAST 12 Division I GAMES:												
						321 H UNCG	51 64			298 A Coastal Caro.	50 66	
						84 A North Carolina St.	33 83					
						141 A Purdue	27 61					
						180 H Wofford	54 64					
						113 A Old Dominion	52 83					
						291 A Campbell	30 61					

Non-Div I Games: Johnson & Wales (NC75 38 Pfeiffer 47 50

N.C. Central

Loss, Non-Conf, S Site, H Home A Away N Neutral

Average RPI Win:	284	WON-LOST	WINNING	LAST 10	STRENGTH OF	OPP. STRENGTH	TEAM	ADJ.	CONF.	ADJ CONF.
Average RPI Loss:	203	RECORD	PCT. RANK	GAMES	SCHEDULE	OF SCHEDULE	RPI	RPI	RPI	RPI
DIV. I ONLY	4- 7	230	3- 7	348	194	335	335	26	26	
DIV. I NON-CONF.	4- 7	231	4- 7	348	193	335	335	26	26	
TOTALS	RPI 1-25	RPI 26-50	W-L RECORDS	RPI 51-100	RPI 101-150	RPI 150+				
4- 7	0- 0	0- 1	OVERALL	0- 1	0- 0	4- 5				
2- 2	0- 0	0- 0	HOME	0- 0	0- 0	2- 2				
1- 5	0- 0	0- 1	AWAY	0- 1	0- 0	1- 3				
1- 0	0- 0	0- 0	NEUTRAL	0- 0	0- 0	1- 0				
4- 7	0- 0	0- 1	NON-CONFERENCE	0- 1	0- 0	4- 5				
2- 2	0- 0	0- 0	HOME	0- 0	0- 0	2- 2				
1- 5	0- 0	0- 1	AWAY	0- 1	0- 0	1- 3				
1- 0	0- 0	0- 0	NEUTRAL	0- 0	0- 0	1- 0				
0- 0	0- 0	0- 0	CONFERENCE	0- 0	0- 0	0- 0				
0- 0	0- 0	0- 0	HOME	0- 0	0- 0	0- 0				
0- 0	0- 0	0- 0	AWAY	0- 0	0- 0	0- 0				
0- 0	0- 0	0- 0	NEUTRAL	0- 0	0- 0	0- 0				

RPI S	Opponent	Score	RPI S	Opponent	Score	RPI S	Opponent	Score	RPI S	Opponent	Score	Team's RPI: 335
45	A Harvard	38 59	68	A Bucknell	36 67	181	A Saint Joseph's	36 75	212	H Binghamton	44 68	
						235	H Howard	70 55	270	A Delaware St.	57 43	
						276	A Lehigh	52 84	293	N LIU Brooklyn	50 48	
						297	A Vermont	42 64	337	H Wagner	68 45	
						343	H Fairleigh Dickinson	61 66				
LAST 12 Division I GAMES:												
276	A Lehigh	52 84	235	H Howard	70 55							
293	N LIU Brooklyn	50 48	181	A Saint Joseph's	36 75							
297	A Vermont	42 64	270	A Delaware St.	57 43							
343	H Fairleigh Dickinson	61 66	212	H Binghamton	44 68							
68	A Bucknell	36 67	45	A Harvard	38 59							
337	H Wagner	68 45										

Non-Div I Games: St. Joseph's (Brkln87 53

NJIT

Average RPI Win:	211	WON-LOST	WINNING	LAST 10	STRENGTH OF	OPP. STRENGTH	TEAM	ADJ.	CONF.	ADJ CONF.
Average RPI Loss:	50	RECORD	PCT. RANK	GAMES	SCHEDULE	OF SCHEDULE	RPI	RPI	RPI	RPI
DIV. I ONLY	6- 3	99	6- 3	121	125	75	75	23	23	
DIV. I NON-CONF.	6- 3	98	6- 3	122	129	76	76	23	23	
TOTALS	RPI 1-25	RPI 26-50	W-L RECORDS	RPI 51-100	RPI 101-150	RPI 150+				
6- 3	0- 0	0- 1	OVERALL	1- 2	0- 0	5- 0				
4- 0	0- 0	0- 0	HOME	1- 0	0- 0	3- 0				
2- 2	0- 0	0- 1	AWAY	0- 1	0- 0	2- 0				
0- 1	0- 0	0- 0	NEUTRAL	0- 1	0- 0	0- 0				
6- 3	0- 0	0- 1	NON-CONFERENCE	1- 2	0- 0	5- 0				
4- 0	0- 0	0- 0	HOME	1- 0	0- 0	3- 0				
2- 2	0- 0	0- 1	AWAY	0- 1	0- 0	2- 0				
0- 1	0- 0	0- 0	NEUTRAL	0- 1	0- 0	0- 0				
0- 0	0- 0	0- 0	CONFERENCE	0- 0	0- 0	0- 0				
0- 0	0- 0	0- 0	HOME	0- 0	0- 0	0- 0				
0- 0	0- 0	0- 0	AWAY	0- 0	0- 0	0- 0				
0- 0	0- 0	0- 0	NEUTRAL	0- 0	0- 0	0- 0				

RPI 1-25				RPI 26-50				RPI 51-100				Team's RPI: 75		RPI 101+			
RPI	S	Opponent	Score	RPI	S	Opponent	Score	RPI	S	Opponent	Score	RPI	S	Opponent	Score		
				29	A	Tennessee	55 85	60	A	Wake Forest	65 75	166	H	Cleveland St.	88 63		
								62	N	Arkansas	67 70	173	H	Iona	73 68		
								97	H	Hofstra	78 69	248	A	Air Force	64 46		
												249	A	Nevada	79 62		
												333	H	Liberty	67 66		
LAST 12 Division I GAMES:																	
				97	H	Hofstra	78 69	333	H	Liberty	67 66						
				29	A	Tennessee	55 85	166	H	Cleveland St.	88 63						
				60	A	Wake Forest	65 75	248	A	Air Force	64 46						
								62	N	Arkansas	67 70						
								249	A	Nevada	79 62						
								173	H	Iona	73 68						

Non-Div I Games: Goucher 93 40

Navy

Nebraska

Through Games Of Dec. 18, 2016

Average RPI Win:	176	WON-LOST	WINNING	LAST 10	STRENGTH OF	OPP. STRENGTH	TEAM	ADJ.	CONF.	ADJ CONF.
Average RPI Loss:	62	RECORD	PCT. RANK	GAMES	SCHEDULE	OF SCHEDULE	RPI	RPI	RPI	RPI
DIV. I ONLY	4- 7	230	3- 7	27	101	156	156	7	7	
DIV. I NON-CONF.	4- 7	231	4- 7	27	103	157	157	7	7	
TOTALS	RPI 1-25	RPI 26-50	W-L RECORDS	RPI 51-100	RPI 101-150	RPI 150+				
4- 7	0- 2	0- 1	OVERALL	0- 2	1- 2	3- 0				
4- 3	0- 1	0- 1	HOME	0- 1	1- 0	3- 0				
0- 2	0- 1	0- 0	AWAY	0- 0	0- 1	0- 0				
0- 2	0- 0	0- 0	NEUTRAL	0- 1	0- 1	0- 0				
4- 7	0- 2	0- 1	NON-CONFERENCE	0- 2	1- 2	3- 0				
4- 3	0- 1	0- 1	HOME	0- 1	1- 0	3- 0				
0- 2	0- 1	0- 0	AWAY	0- 0	0- 1	0- 0				
0- 2	0- 0	0- 0	NEUTRAL	0- 1	0- 1	0- 0				
0- 0	0- 0	0- 0	CONFERENCE	0- 0	0- 0	0- 0				
0- 0	0- 0	0- 0	HOME	0- 0	0- 0	0- 0				
0- 0	0- 0	0- 0	AWAY	0- 0	0- 0	0- 0				
0- 0	0- 0	0- 0	NEUTRAL	0- 0	0- 0	0- 0				

RPI 1-25				RPI 26-50				RPI 51-100				RPI 101+ Team's RPI: 156			
RPI	S	Opponent	Score	RPI	S	Opponent	Score	RPI	S	Opponent	Score	RPI	S	Opponent	Score
18	A	Virginia Tech	67 76	33	H	Drake	70 84	57	H	Missouri	35 55	101	A	Creighton	64 80
25	H	California	65 86					69	N	Washington St.	65 79	114	H	Colorado St.	62 59
												134	N	Virginia	51 73
												174	H	Omaha	66 58
												206	H	UTRGV	71 53
												211	H	San Jose St.	83 61
LAST 12 Division I GAMES:															
101	A	Creighton	64 80	25	H	California	65 86	18	A	Virginia Tech	67 76				
211	H	San Jose St.	83 61	33	H	Drake	70 84	134	N	Virginia	51 73				
				57	H	Missouri	35 55	69	N	Washington St.	65 79				
206	H	UTRGV	71 53					174	H	Omaha	66 58				
								114	H	Colorado St.	62 59				

Non-Div I Games:

Nebraska

■ Loss,
 ■ Non-Conf, S Site,
 ■ Home
 ■ Away
 N Neutral

Average RPI Win: 249		WON-LOST	WINNING	LAST 10	STRENGTH OF	OPP. STRENGTH	TEAM	ADJ.	CONF.	ADJ CONF.
Average RPI Loss: 130	RECORD	PCT. RANK	GAMES	SCHEDULE	OF SCHEDULE	RPI	RPI	RPI	RPI	RPI
DIV. I ONLY	5- 5	156	5- 4	289	100	249	249	11	11	
DIV. I NON-CONF.	5- 5	159	5- 5	291	102	249	249	11	11	
TOTALS	RPI 1-25	RPI 26-50	W-L RECORDS	RPI 51-100	RPI 101-150	RPI 150+				
5- 5	0- 1	0- 0	OVERALL	0- 1	0- 2	5- 1				
3- 4	0- 1	0- 0	HOME	0- 1	0- 1	3- 1				
2- 1	0- 0	0- 0	AWAY	0- 0	0- 1	2- 0				
0- 0	0- 0	0- 0	NEUTRAL	0- 0	0- 0	0- 0				
5- 5	0- 1	0- 0	NON-CONFERENCE	0- 1	0- 2	5- 1				
3- 4	0- 1	0- 0	HOME	0- 1	0- 1	3- 1				
2- 1	0- 0	0- 0	AWAY	0- 0	0- 1	2- 0				
0- 0	0- 0	0- 0	NEUTRAL	0- 0	0- 0	0- 0				
0- 0	0- 0	0- 0	CONFERENCE	0- 0	0- 0	0- 0				
0- 0	0- 0	0- 0	HOME	0- 0	0- 0	0- 0				
0- 0	0- 0	0- 0	AWAY	0- 0	0- 0	0- 0				
0- 0	0- 0	0- 0	NEUTRAL	0- 0	0- 0	0- 0				

RPI	S	Opponent	Score	RPI	S	Opponent	Score	RPI	S	Opponent	Score	RPI	S	Opponent	Score	Team's RPI: 249
9	H	Utah	50 80					75	H	Navy	62 79	119	H	Long Beach St.	93 97	
												138	A	San Diego	54 70	
												196	H	Portland	72 59	
												233	A	Sacramento St.	99 95	
												234	H	Memphis	75 67	
												245	H	Hawaii	67 59	
												309	H	UC Irvine	59 72	
												336	A	Pepperdine	69 60	
LAST 12 Division I GAMES:																
245	H	Hawaii	67 59	234	H	Memphis	75 67									
138	A	San Diego	54 70	75	H	Navy	62 79									
9	H	Utah	50 80	336	A	Pepperdine	69 60									
309	H	UC Irvine	59 72	233	A	Sacramento St.	99 95									
				196	H	Portland	72 59									
				119	H	Long Beach St.	93 97									

Non-Div I Games: Holy Names 70 42

Nevada

New Hampshire

Through Games Of Dec. 18, 2016

Average RPI Win:	267	WON-LOST	WINNING	LAST 10	STRENGTH OF	OPP. STRENGTH	TEAM	ADJ.	CONF.	ADJ CONF.
Average RPI Loss:	93	RECORD	PCT. RANK	GAMES	SCHEDULE	OF SCHEDULE	RPI	RPI	RPI	RPI
DIV. I ONLY	6- 3	99	6- 3	310	124	165	165	24	24	
DIV. I NON-CONF.	6- 3	98	6- 3	311	128	166	166	24	24	
TOTALS	RPI 1-25	RPI 26-50	W-L RECORDS	RPI 51-100	RPI 101-150	RPI 150+				
6- 3	0- 1	0- 0	OVERALL	0- 0	0- 2	6- 0				
3- 1	0- 0	0- 0	HOME	0- 0	0- 1	3- 0				
3- 2	0- 1	0- 0	AWAY	0- 0	0- 1	3- 0				
0- 0	0- 0	0- 0	NEUTRAL	0- 0	0- 0	0- 0				
6- 3	0- 1	0- 0	NON-CONFERENCE	0- 0	0- 2	6- 0				
3- 1	0- 0	0- 0	HOME	0- 0	0- 1	3- 0				
3- 2	0- 1	0- 0	AWAY	0- 0	0- 1	3- 0				
0- 0	0- 0	0- 0	NEUTRAL	0- 0	0- 0	0- 0				
0- 0	0- 0	0- 0	CONFERENCE	0- 0	0- 0	0- 0				
0- 0	0- 0	0- 0	HOME	0- 0	0- 0	0- 0				
0- 0	0- 0	0- 0	AWAY	0- 0	0- 0	0- 0				
0- 0	0- 0	0- 0	NEUTRAL	0- 0	0- 0	0- 0				

RPI 1-25				RPI 26-50				RPI 51-100				RPI 101+ Team's RPI: 165			
RPI	S	Opponent	Score	RPI	S	Opponent	Score	RPI	S	Opponent	Score	RPI	S	Opponent	Score
8	A	Kentucky	43 92									123	A	Cornell	56 61
												148	H	Yale	58 64
												194	H	Sacred Heart	71 43
												225	H	Bryant	62 60
												232	A	Northeastern	66 63
												295	A	Siena	77 67
												320	A	Boston U.	59 51
												337	H	Wagner	73 40
LAST 12 Division I GAMES:															
194	H	Sacred Heart	71 43	225	H	Bryant	62 60								
148	H	Yale	58 64	8	A	Kentucky	43 92								
295	A	Siena	77 67	123	A	Cornell	56 61								
232	A	Northeastern	66 63												
320	A	Boston U.	59 51												
337	H	Wagner	73 40												

Non-Div I Games: New England Col. 58 38

New Hampshire

Loss, Non-Conf, S Site, H Home A Away N Neutral

Average RPI Win:	235	WON-LOST	WINNING	LAST 10	STRENGTH OF	OPP. STRENGTH	TEAM	ADJ.	CONF.	ADJ CONF.
Average RPI Loss:	127	RECORD	PCT. RANK	GAMES	SCHEDULE	OF SCHEDULE	RPI	RPI	RPI	RPI
DIV. I ONLY	4- 5	192	4- 5	206	159	242	242	11	11	
DIV. I NON-CONF.	4- 5	193	4- 5	204	162	242	242	11	11	
TOTALS	RPI 1-25	RPI 26-50	W-L RECORDS	RPI 51-100	RPI 101-150	RPI 150+				
4- 5	0- 1	0- 0	OVERALL	1- 1	0- 0	3- 3				
4- 3	0- 1	0- 0	HOME	1- 0	0- 0	3- 2				
0- 2	0- 0	0- 0	AWAY	0- 1	0- 0	0- 1				
0- 0	0- 0	0- 0	NEUTRAL	0- 0	0- 0	0- 0				
4- 5	0- 1	0- 0	NON-CONFERENCE	1- 1	0- 0	3- 3				
4- 3	0- 1	0- 0	HOME	1- 0	0- 0	3- 2				
0- 2	0- 0	0- 0	AWAY	0- 1	0- 0	0- 1				
0- 0	0- 0	0- 0	NEUTRAL	0- 0	0- 0	0- 0				
0- 0	0- 0	0- 0	CONFERENCE	0- 0	0- 0	0- 0				
0- 0	0- 0	0- 0	HOME	0- 0	0- 0	0- 0				
0- 0	0- 0	0- 0	AWAY	0- 0	0- 0	0- 0				
0- 0	0- 0	0- 0	NEUTRAL	0- 0	0- 0	0- 0				

RPI 1-25				RPI 26-50				RPI 51-100				RPI 101+ Team's RPI: 242			
RPI	S	Opponent	Score	RPI	S	Opponent	Score	RPI	S	Opponent	Score	RPI	S	Opponent	Score
11	H	Minnesota	65 69					58	A	Texas Tech	58 69	155	H	Tulsa	64 67
								64	H	SMU	64 49	181	H	Saint Joseph's	67 79
												228	A	New Mexico St.	70 77
												228	H	New Mexico St.	84 55
												304	H	UTEP	79 66
												343	H	Fairleigh Dickinson	83 56
LAST 12 Division I GAMES:															
228	A	New Mexico St.	70 77	304	H	UTEP	79 66								
181	H	Saint Joseph's	67 79	11	H	Minnesota	65 69								
155	H	Tulsa	64 67	64	H	SMU	64 49								
58	A	Texas Tech	58 69												
228	H	New Mexico St.	84 55												
343	H	Fairleigh Dickinson	83 56												

Non-Div I Games:

New Mexico

■ Loss,
 ■ Non-Conf, S Site,
 ■ Home
 ■ Away
 N Neutral

Average RPI Win:	277	WON-LOST	WINNING	LAST 10	STRENGTH OF	OPP. STRENGTH	TEAM	ADJ.	CONF.	ADJ CONF.
Average RPI Loss:	210	RECORD	PCT. RANK	GAMES	SCHEDULE	OF SCHEDULE	RPI	RPI	RPI	RPI
DIV. I ONLY	6- 3	99	6- 3	338	244	228	228	28	28	
DIV. I NON-CONF.	6- 3	98	6- 3	338	243	228	228	28	28	
TOTALS	RPI 1-25	RPI 26-50	W-L RECORDS	RPI 51-100	RPI 101-150	RPI 150+				
6- 3	0- 0	0- 0	OVERALL	0- 0	0- 1	6- 2				
3- 1	0- 0	0- 0	HOME	0- 0	0- 1	3- 0				
2- 2	0- 0	0- 0	AWAY	0- 0	0- 0	2- 2				
1- 0	0- 0	0- 0	NEUTRAL	0- 0	0- 0	1- 0				
6- 3	0- 0	0- 0	NON-CONFERENCE	0- 0	0- 1	6- 2				
3- 1	0- 0	0- 0	HOME	0- 0	0- 1	3- 0				
2- 2	0- 0	0- 0	AWAY	0- 0	0- 0	2- 2				
1- 0	0- 0	0- 0	NEUTRAL	0- 0	0- 0	1- 0				
0- 0	0- 0	0- 0	CONFERENCE	0- 0	0- 0	0- 0				
0- 0	0- 0	0- 0	HOME	0- 0	0- 0	0- 0				
0- 0	0- 0	0- 0	AWAY	0- 0	0- 0	0- 0				
0- 0	0- 0	0- 0	NEUTRAL	0- 0	0- 0	0- 0				

RPI 1-25			RPI 26-50			RPI 51-100			RPI 101+			Team's RPI: 228
RPI	S	Opponent	Score	RPI	S	Opponent	Score	RPI	S	Opponent	Score	
								144	H	Arizona	63	74
								211	H	San Jose St.	66	55
								233	N	Sacramento St.	99	73
								242	A	New Mexico	55	84
								242	H	New Mexico	77	70
								245	A	Hawaii	53	56
								304	A	UTEP	67	59
								334	A	Northern Ariz.	79	68
								336	H	Pepperdine	75	66
LAST 12 Division I GAMES:												
				233	N	Sacramento St.	99 73	304	A	UTEP	67 59	
				242	A	New Mexico	55 84	334	A	Northern Ariz.	79 68	
				211	H	San Jose St.	66 55	144	H	Arizona	63 74	
								242	H	New Mexico	77 70	
								336	H	Pepperdine	75 66	
								245	A	Hawaii	53 56	

Non-Div I Games: N.M. Highlands 94 37

New Mexico St.

■ Loss,
 ■ Non-Conf,
 S Site,
 ■ Home
 ■ Away
 N Neutral

New Orleans

Through Games Of Dec. 18, 2016

Average RPI Win:	252	WON-LOST	WINNING	LAST 10	STRENGTH OF	OPP. STRENGTH	TEAM	ADJ.	CONF.	ADJ CONF.
Average RPI Loss:	116	RECORD	PCT. RANK	GAMES	SCHEDULE	OF SCHEDULE	RPI	RPI	RPI	RPI
DIV. I ONLY	2- 4	235	2- 4	17	348	133	133	27	27	
DIV. I NON-CONF.	2- 4	235	2- 4	17	348	134	134	27	27	
TOTALS	RPI 1-25	RPI 26-50	W-L RECORDS	RPI 51-100	RPI 101-150	RPI 150+				
2- 4	0- 0	0- 0	OVERALL	0- 1	0- 3	2- 0				
1- 1	0- 0	0- 0	HOME	0- 0	0- 1	1- 0				
1- 3	0- 0	0- 0	AWAY	0- 1	0- 2	1- 0				
0- 0	0- 0	0- 0	NEUTRAL	0- 0	0- 0	0- 0				
2- 4	0- 0	0- 0	NON-CONFERENCE	0- 1	0- 3	2- 0				
1- 1	0- 0	0- 0	HOME	0- 0	0- 1	1- 0				
1- 3	0- 0	0- 0	AWAY	0- 1	0- 2	1- 0				
0- 0	0- 0	0- 0	NEUTRAL	0- 0	0- 0	0- 0				
0- 0	0- 0	0- 0	CONFERENCE	0- 0	0- 0	0- 0				
0- 0	0- 0	0- 0	HOME	0- 0	0- 0	0- 0				
0- 0	0- 0	0- 0	AWAY	0- 0	0- 0	0- 0				
0- 0	0- 0	0- 0	NEUTRAL	0- 0	0- 0	0- 0				

RPI 1-25				RPI 26-50				RPI 51-100				RPI 101+				Team's RPI: 133	
RPI	S	Opponent	Score	RPI	S	Opponent	Score	RPI	S	Opponent	Score	RPI	S	Opponent	Score		
								89	A	Iowa St.	63	100	102	A	Alabama	57	78
													132	H	South Ala.	62	65
													142	A	Southern Miss.	53	78
													236	A	Jacksonville St.	81	79
													267	H	Texas Southern	63	57
LAST 12 Division I GAMES:																	
				89	A	Iowa St.	63	100	132	H	South Ala.	62	65				
				267	H	Texas Southern	63	57	142	A	Southern Miss.	53	78				
				236	A	Jacksonville St.	81	79	102	A	Alabama	57	78				

Non-Div I Games: Blue Mountain 75 37 Trinity Baptist 100 35

New Orleans

■ Loss,
 ■ Non-Conf,
 ■ S Site,
 ■ H Home
 ■ A Away
 N Neutral

Niagara

Through Games Of Dec. 18, 2016

Average RPI Win:	196	WON-LOST	WINNING	LAST 10	STRENGTH OF	OPP. STRENGTH	TEAM	ADJ.	CONF.	ADJ CONF.
Average RPI Loss:	45	RECORD	PCT. RANK	GAMES	SCHEDULE	OF SCHEDULE	RPI	RPI	RPI	RPI
DIV. I ONLY	4- 6	203	4- 6	7	167	76	76	17	17	
DIV. I NON-CONF.	3- 5	218	3- 5	5	115	61	61	17	17	
TOTALS	RPI 1-25	RPI 26-50	W-L RECORDS	RPI 51-100	RPI 101-150	RPI 150+				
4- 6	0- 2	0- 2	OVERALL	0- 2	0- 0	4- 0				
3- 2	0- 0	0- 1	HOME	0- 1	0- 0	3- 0				
1- 4	0- 2	0- 1	AWAY	0- 1	0- 0	1- 0				
0- 0	0- 0	0- 0	NEUTRAL	0- 0	0- 0	0- 0				
3- 5	0- 2	0- 2	NON-CONFERENCE	0- 1	0- 0	3- 0				
2- 1	0- 0	0- 1	HOME	0- 0	0- 0	2- 0				
1- 4	0- 2	0- 1	AWAY	0- 1	0- 0	1- 0				
0- 0	0- 0	0- 0	NEUTRAL	0- 0	0- 0	0- 0				
1- 1	0- 0	0- 0	CONFERENCE	0- 1	0- 0	1- 0				
1- 1	0- 0	0- 0	HOME	0- 1	0- 0	1- 0				
0- 0	0- 0	0- 0	AWAY	0- 0	0- 0	0- 0				
0- 0	0- 0	0- 0	NEUTRAL	0- 0	0- 0	0- 0				

RPI 1-25				RPI 26-50				RPI 51-100 Team's RPI: 76				RPI 101+			
RPI	S	Opponent	Score	RPI	S	Opponent	Score	RPI	S	Opponent	Score	RPI	S	Opponent	Score
16	A	Buffalo	63 73	26	A	Michigan	35 107	88	H	Rider	58 78	166	A	Cleveland St.	67 49
20	A	Drexel	57 69	27	H	Maryland	64 96	95	A	Syracuse	60 109	182	H	Hartford	75 62
												215	H	St. Bonaventure	65 43
												222	H	Monmouth	66 45
LAST 12 Division I GAMES:															
88	H	Rider	58 78	20	A	Drexel	57 69	95	A	Syracuse	60 109	182	H	Hartford	75 62
222	H	Monmouth	66 45	27	H	Maryland	64 96	215	H	St. Bonaventure	65 43				
166	A	Cleveland St.	67 49	16	A	Buffalo	63 73								
26	A	Michigan	35 107	26	A	Michigan	35 107								

Non-Div I Games:

Niagara

■ Loss,
 ■ Non-Conf, S Site,
 ■ Home
 ■ Away
 N Neutral

Average RPI Win:	312	WON-LOST	WINNING	LAST 10	STRENGTH OF	OPP. STRENGTH	TEAM	ADJ.	CONF.	ADJ CONF.
Average RPI Loss:	161	RECORD	PCT. RANK	GAMES	SCHEDULE	OF SCHEDULE	RPI	RPI	RPI	RPI
DIV. I ONLY	4- 7	230	1- 0	303	325	303	303	27	27	
DIV. I NON-CONF.	4- 7	231	1- 0	303	325	302	302	27	27	
TOTALS	RPI 1-25	RPI 26-50	W-L RECORDS	RPI 51-100	RPI 101-150	RPI 150+				
4- 7	0- 0	0- 0	OVERALL	0- 2	0- 1	4- 4				
3- 1	0- 0	0- 0	HOME	0- 0	0- 1	3- 0				
1- 5	0- 0	0- 0	AWAY	0- 0	0- 0	1- 1				
0- 1	0- 0	0- 0	NEUTRAL	0- 0	0- 0	0- 1				
4- 7	0- 0	0- 0	NON-CONFERENCE	0- 2	0- 1	4- 4				
3- 1	0- 0	0- 0	HOME	0- 0	0- 1	3- 0				
1- 5	0- 0	0- 0	AWAY	0- 2	0- 0	1- 3				
0- 1	0- 0	0- 0	NEUTRAL	0- 0	0- 0	0- 1				
0- 0	0- 0	0- 0	CONFERENCE	0- 0	0- 0	0- 0				
0- 0	0- 0	0- 0	HOME	0- 0	0- 0	0- 0				
0- 0	0- 0	0- 0	AWAY	0- 0	0- 0	0- 0				
0- 0	0- 0	0- 0	NEUTRAL	0- 0	0- 0	0- 0				

RPI 1-25				RPI 26-50				RPI 51-100				RPI 101+				Team's RPI: 303	
RPI	S	Opponent	Score	RPI	S	Opponent	Score	RPI	S	Opponent	Score	RPI	S	Opponent	Score		
								72	A	Jacksonville	71	76	140	H	Troy	75	100
								79	A	Gonzaga	46	78	170	A	Prairie View	67	69
												200	A	Louisiana Tech	52	68	
												231	N	North Florida	74	77	
												236	A	Jacksonville St.	52	75	
												243	A	Grambling	71	60	
												310	H	Jackson St.	83	76	
												347	H	La.-Monroe	73	54	
												347	H	La.-Monroe	73	54	
LAST 12 Division I GAMES:																	
231	N	North Florida	74	77	347	H	La.-Monroe	73	54								
72	A	Jacksonville	71	76	236	A	Jacksonville St.	52	75								
310	H	Jackson St.	83	76	140	H	Troy	75	100								
347	H	La.-Monroe	73	54	200	A	Louisiana Tech	52	68								
170	A	Prairie View	67	69	243	A	Grambling	71	60								
79	A	Gonzaga	46	78													

Non-Div I Games:

Nicholls St.

■ Loss,
 ■ Non-Conf,
 ■ S Site,
 ■ H Home
 ■ A Away
 N Neutral

Average RPI Win: 260		WON-LOST	WINNING	LAST 10	STRENGTH OF	OPP. STRENGTH	TEAM	ADJ.	CONF.	ADJ CONF.
Average RPI Loss: 145		RECORD	PCT. RANK	GAMES	SCHEDULE	OF SCHEDULE	RPI	RPI	RPI	RPI
DIV. I ONLY		3- 5	220	3- 5	258	143	201	201	31	31
DIV. I NON-CONF.		3- 5	218	3- 5	259	147	202	202	31	31
TOTALS		RPI 1-25	RPI 26-50	W-L RECORDS	RPI 51-100	RPI 101-150	RPI 150+			
3- 5	0- 0		0- 0	OVERALL	0- 0	0- 3	3- 2			
0- 1	0- 0		0- 0	HOME	0- 0	0- 1	0- 0			
3- 3	0- 0		0- 0	AWAY	0- 0	0- 2	3- 1			
0- 1	0- 0		0- 0	NEUTRAL	0- 0	0- 0	0- 1			
3- 5	0- 0		0- 0	NON-CONFERENCE	0- 0	0- 3	3- 2			
0- 1	0- 0		0- 0	HOME	0- 0	0- 1	0- 0			
3- 3	0- 0		0- 0	AWAY	0- 0	0- 2	3- 1			
0- 1	0- 0		0- 0	NEUTRAL	0- 0	0- 0	0- 1			
0- 0	0- 0		0- 0	CONFERENCE	0- 0	0- 0	0- 0			
0- 0	0- 0		0- 0	HOME	0- 0	0- 0	0- 0			
0- 0	0- 0		0- 0	AWAY	0- 0	0- 0	0- 0			
0- 0	0- 0		0- 0	NEUTRAL	0- 0	0- 0	0- 0			

RPI 1-25				RPI 26-50				RPI 51-100				RPI 101+				Team's RPI: 201	
RPI	S	Opponent	Score	RPI	S	Opponent	Score	RPI	S	Opponent	Score	RPI	S	Opponent	Score		
												110	A	George Mason	33	60	
												113	A	Old Dominion	54	65	
												121	H	William & Mary	52	65	
												182	N	Hartford	51	61	
												197	A	UNCW	56	64	
												221	A	Longwood	85	56	
												276	A	Lehigh	81	57	
												284	A	High Point	63	60	
LAST 12 Division I GAMES:																	
				113	A	Old Dominion	54	65	121	H	William & Mary	52	65				
				197	A	UNCW	56	64	221	A	Longwood	85	56				
									284	A	High Point	63	60				
									182	N	Hartford	51	61				
									276	A	Lehigh	81	57				
									110	A	George Mason	33	60				

Non-Div I Games:	Lincoln (PA)	62	28	Saint Augustine's	99	59
------------------	--------------	----	----	-------------------	----	----

Norfolk St.

Loss, Non-Conf, S Site, H Home A Away N Neutral

Average RPI Win:	150	WON-LOST	WINNING	LAST 10	STRENGTH OF	OPP. STRENGTH	TEAM	ADJ.	CONF.	ADJ CONF.
Average RPI Loss:	14	RECORD	PCT. RANK	GAMES	SCHEDULE	OF SCHEDULE	RPI	RPI	RPI	RPI
DIV. I ONLY	8- 2	40	1- 0	60	20	35	35	3	3	
DIV. I NON-CONF.	8- 2	40	1- 0	60	20	35	35	3	3	
TOTALS	RPI 1-25	RPI 26-50	W-L RECORDS	RPI 51-100	RPI 101-150	RPI 150+				
8- 2	1- 2	1- 0	OVERALL	1- 0	1- 0	4- 0				
6- 0	0- 0	1- 0	HOME	1- 0	1- 0	3- 0				
1- 0	0- 0	0- 0	AWAY	0- 0	0- 0	1- 0				
1- 2	1- 2	0- 0	NEUTRAL	0- 0	0- 0	0- 0				
8- 2	1- 2	1- 0	NON-CONFERENCE	1- 0	1- 0	4- 0				
6- 0	0- 0	1- 0	HOME	1- 0	1- 0	3- 0				
1- 0	0- 0	0- 0	AWAY	0- 0	0- 0	1- 0				
1- 2	1- 2	0- 0	NEUTRAL	0- 0	0- 0	0- 0				
0- 0	0- 0	0- 0	CONFERENCE	0- 0	0- 0	0- 0				
0- 0	0- 0	0- 0	HOME	0- 0	0- 0	0- 0				
0- 0	0- 0	0- 0	AWAY	0- 0	0- 0	0- 0				
0- 0	0- 0	0- 0	NEUTRAL	0- 0	0- 0	0- 0				

RPI 1-25				RPI 26-50				Team's RPI: 35				RPI 51-100				RPI 101+			
RPI	S	Opponent	Score	RPI	S	Opponent	Score	RPI	S	Opponent	Score	RPI	S	Opponent	Score	RPI	S	Opponent	Score
7	N	LSU	43 70	36	H	Elon	78 73	68	H	Bucknell	65 50	127	H	Charleston So.	93 77				
11	N	Minnesota	91 77									187	A	Wisconsin	72 59				
21	N	South Fla.	55 83									190	H	Marshall	75 53				
												282	H	Alabama A&M	80 35				
												296	H	Alabama St.	84 54				
LAST 12 Division I GAMES:																			
11	N	Minnesota	91 77	187	A	Wisconsin	72 59												
7	N	LSU	43 70	21	N	South Fla.	55 83												
190	H	Marshall	75 53	127	H	Charleston So.	93 77												
36	H	Elon	78 73	68	H	Bucknell	65 50												
				282	H	Alabama A&M	80 35												
				296	H	Alabama St.	84 54												

Non-Div I Games:

North Carolina

Average RPI Win:	192	WON-LOST	WINNING	LAST 10	STRENGTH OF	OPP. STRENGTH	TEAM	ADJ.	CONF.	ADJ CONF.
Average RPI Loss:	32	RECORD	PCT. RANK	GAMES	SCHEDULE	OF SCHEDULE	RPI	RPI	RPI	RPI
DIV. I ONLY	9- 3	64	7- 3	142	96	84	84	3	3	
DIV. I NON-CONF.	9- 3	63	9- 3	141	97	84	84	3	3	
TOTALS	RPI 1-25	RPI 26-50	W-L RECORDS	RPI 51-100	RPI 101-150	RPI 150+				
9- 3	0- 2	0- 0	OVERALL	2- 1	1- 0	6- 0				
8- 0	0- 0	0- 0	HOME	2- 0	1- 0	5- 0				
0- 1	0- 0	0- 0	AWAY	0- 1	0- 0	0- 0				
1- 2	0- 2	0- 0	NEUTRAL	0- 0	0- 0	1- 0				
9- 3	0- 2	0- 0	NON-CONFERENCE	2- 1	1- 0	6- 0				
8- 0	0- 0	0- 0	HOME	2- 0	1- 0	5- 0				
0- 1	0- 0	0- 0	AWAY	0- 1	0- 0	0- 0				
1- 2	0- 2	0- 0	NEUTRAL	0- 0	0- 0	1- 0				
0- 0	0- 0	0- 0	CONFERENCE	0- 0	0- 0	0- 0				
0- 0	0- 0	0- 0	HOME	0- 0	0- 0	0- 0				
0- 0	0- 0	0- 0	AWAY	0- 0	0- 0	0- 0				
0- 0	0- 0	0- 0	NEUTRAL	0- 0	0- 0	0- 0				

RPI 1-25				RPI 26-50				RPI 51-100 Team's RPI: 84				RPI 101+			
RPI	S	Opponent	Score	RPI	S	Opponent	Score	RPI	S	Opponent	Score	RPI	S	Opponent	Score
7	N	LSU	58 59					73	A	Tulane	58 63	109	H	UMES	77 58
15	N	Kansas St.	50 67					87	H	Hampton	81 56	180	H	Wofford	80 40
								91	H	Indiana	84 70	189	H	Col. of Charleston	91 47
												197	H	UNCW	86 54
												231	H	North Florida	78 52
												304	N	UTEP	71 55
												339	H	N.C. Central	83 33
LAST 12 Division I GAMES:															
73	A	Tulane	58 63	304	N	UTEP	71 55								
339	H	N.C. Central	83 33	15	N	Kansas St.	50 67								
197	H	UNCW	86 54	109	H	UMES	77 58								
231	H	North Florida	78 52	189	H	Col. of Charleston	91 47								
91	H	Indiana	84 70	87	H	Hampton	81 56								
7	N	LSU	58 59	180	H	Wofford	80 40								

Non-Div I Games:

North Carolina St.

■ Loss,
■ Non-Conf,
■ S Site,
■ H Home
■ A Away
N Neutral

Average RPI Win:	238	WON-LOST	WINNING	LAST 10	STRENGTH OF	OPP. STRENGTH	TEAM	ADJ.	CONF.	ADJ CONF.
Average RPI Loss:	72	RECORD	PCT. RANK	GAMES	SCHEDULE	OF SCHEDULE	RPI	RPI	RPI	RPI
DIV. I ONLY	2- 6	262	2- 6	139	26	213	213	18	18	
DIV. I NON-CONF.	2- 6	262	2- 6	138	25	214	214	18	18	
TOTALS	RPI 1-25	RPI 26-50	W-L RECORDS	RPI 51-100	RPI 101-150	RPI 150+				
2- 6	0- 0	0- 1	OVERALL	0- 4	0- 1	2- 0				
1- 3	0- 0	0- 1	HOME	0- 2	0- 0	1- 0				
1- 3	0- 0	0- 0	AWAY	0- 2	0- 1	1- 0				
0- 0	0- 0	0- 0	NEUTRAL	0- 0	0- 0	0- 0				
2- 6	0- 0	0- 1	NON-CONFERENCE	0- 4	0- 1	2- 0				
1- 3	0- 0	0- 1	HOME	0- 2	0- 0	1- 0				
1- 3	0- 0	0- 0	AWAY	0- 2	0- 1	1- 0				
0- 0	0- 0	0- 0	NEUTRAL	0- 0	0- 0	0- 0				
0- 0	0- 0	0- 0	CONFERENCE	0- 0	0- 0	0- 0				
0- 0	0- 0	0- 0	HOME	0- 0	0- 0	0- 0				
0- 0	0- 0	0- 0	AWAY	0- 0	0- 0	0- 0				
0- 0	0- 0	0- 0	NEUTRAL	0- 0	0- 0	0- 0				

RPI 1-25				RPI 26-50				RPI 51-100				RPI 101+				Team's RPI: 213	
RPI	S	Opponent	Score	RPI	S	Opponent	Score	RPI	S	Opponent	Score	RPI	S	Opponent	Score		
				33	H	Drake	91 99	58	A	Texas Tech	80 90	146	A	Kansas	71 76		
								61	H	Iowa	60 75	153	H	San Francisco	71 63		
								65	H	South Dakota St.	72 83	322	A	North Dakota St.	76 55		
								70	A	UNI	53 74						
LAST 12 Division I GAMES:																	
				70	A	UNI	53 74	58	A	Texas Tech	80 90						
				322	A	North Dakota St.	76 55	33	H	Drake	91 99						
				65	H	South Dakota St.	72 83										
				153	H	San Francisco	71 63										
				146	A	Kansas	71 76										
				61	H	Iowa	60 75										

Non-Div I Games: Mayville St. 70 43 Mary 79 67

North Dakota

Average RPI Win:	0	WON-LOST	WINNING	LAST 10	STRENGTH OF	OPP. STRENGTH	TEAM	ADJ.	CONF.	ADJ CONF.
Average RPI Loss:	182	RECORD	PCT. RANK	GAMES	SCHEDULE	OF SCHEDULE	RPI	RPI	RPI	RPI
DIV. I ONLY	0- 9	332	0- 9	98	339	322	322	16	16	
DIV. I NON-CONF.	0- 9	332	0- 9	99	339	321	321	16	16	
TOTALS	RPI 1-25	RPI 26-50	W-L RECORDS	RPI 51-100	RPI 101-150	RPI 150+				
0- 9	0- 0	0- 0	OVERALL	0- 1	0- 2	0- 6				
0- 3	0- 0	0- 0	HOME	0- 1	0- 0	0- 2				
0- 5	0- 0	0- 0	AWAY	0- 0	0- 2	0- 3				
0- 1	0- 0	0- 0	NEUTRAL	0- 0	0- 0	0- 1				
0- 9	0- 0	0- 0	NON-CONFERENCE	0- 1	0- 2	0- 6				
0- 3	0- 0	0- 0	HOME	0- 1	0- 0	0- 2				
0- 5	0- 0	0- 0	AWAY	0- 0	0- 2	0- 3				
0- 1	0- 0	0- 0	NEUTRAL	0- 0	0- 0	0- 1				
0- 0	0- 0	0- 0	CONFERENCE	0- 0	0- 0	0- 0				
0- 0	0- 0	0- 0	HOME	0- 0	0- 0	0- 0				
0- 0	0- 0	0- 0	AWAY	0- 0	0- 0	0- 0				
0- 0	0- 0	0- 0	NEUTRAL	0- 0	0- 0	0- 0				

RPI 1-25			RPI 26-50			RPI 51-100			RPI 101+			Team's RPI: 322
RPI	S	Opponent	Score	RPI	S	Opponent	Score	RPI	S	Opponent	Score	
						51 H Colorado	59 76			118 A Providence	63 86	
										137 A Milwaukee	74 79	
										160 H Western Mich.	63 68	
										193 N Central Mich.	55 77	
										213 H North Dakota	55 76	
										214 A Oakland	66 95	
										264 A Massachusetts	58 70	
										292 A Cal Poly	46 73	
LAST 12 Division I GAMES:												
193	N	Central Mich.	55 77	213	H	North Dakota	55 76					
292	A	Cal Poly	46 73	214	A	Oakland	66 95					
51	H	Colorado	59 76	137	A	Milwaukee	74 79					
118	A	Providence	63 86	160	H	Western Mich.	63 68					
264	A	Massachusetts	58 70									

Non-Div I Games: Mayville St. 93 44 Dickinson St. 70 63

North Dakota St.

North Florida

Through Games Of Dec. 18, 2016

Average RPI Win:	279	WON-LOST	WINNING	LAST 10	STRENGTH OF	OPP. STRENGTH	TEAM	ADJ.	CONF.	ADJ CONF.
Average RPI Loss:	138	RECORD	PCT. RANK	GAMES	SCHEDULE	OF SCHEDULE	RPI	RPI	RPI	RPI
DIV. I ONLY	4- 6	203	3- 5	238	276	231	231	26	26	
DIV. I NON-CONF.	4- 6	203	4- 6	239	274	231	231	26	26	
TOTALS	RPI 1-25	RPI 26-50	W-L RECORDS	RPI 51-100	RPI 101-150	RPI 150+				
4- 6	0- 1	0- 0	OVERALL	0- 2	0- 1	4- 2				
2- 1	0- 0	0- 0	HOME	0- 0	0- 0	2- 1				
1- 4	0- 1	0- 0	AWAY	0- 2	0- 0	1- 1				
1- 1	0- 0	0- 0	NEUTRAL	0- 0	0- 1	1- 0				
4- 6	0- 1	0- 0	NON-CONFERENCE	0- 2	0- 1	4- 2				
2- 1	0- 0	0- 0	HOME	0- 0	0- 0	2- 1				
1- 4	0- 1	0- 0	AWAY	0- 2	0- 0	1- 1				
1- 1	0- 0	0- 0	NEUTRAL	0- 0	0- 1	1- 0				
0- 0	0- 0	0- 0	CONFERENCE	0- 0	0- 0	0- 0				
0- 0	0- 0	0- 0	HOME	0- 0	0- 0	0- 0				
0- 0	0- 0	0- 0	AWAY	0- 0	0- 0	0- 0				
0- 0	0- 0	0- 0	NEUTRAL	0- 0	0- 0	0- 0				

RPI 1-25				RPI 26-50				RPI 51-100				RPI 101+ Team's RPI: 231			
RPI	S	Opponent	Score	RPI	S	Opponent	Score	RPI	S	Opponent	Score	RPI	S	Opponent	Score
21	A	South Fla.	42 78					82	A	Xavier	46 83	132	N	South Ala.	55 62
								84	A	North Carolina St.	52 78	189	A	Col. of Charleston	60 47
												198	H	Morehead St.	65 84
												277	H	Fla. Atlantic	95 88
												303	N	Nicholls St.	77 74
												312	A	Bethune-Cookman	50 52
												348	H	Florida A&M	71 60
LAST 12 Division I GAMES:															
312	A	Bethune-Cookman	50 52	198	H	Morehead St.	65 84	84	A	North Carolina St.	52 78	189	A	Col. of Charleston	60 47
277	H	Fla. Atlantic	95 88					303	N	Nicholls St.	77 74	132	N	South Ala.	55 62
21	A	South Fla.	42 78					82	A	Xavier	46 83				
348	H	Florida A&M	71 60												

Non-Div I Games: Webber Int'l 103 57 Edward Waters 70 50

North Florida

Loss, Non-Conf, S Site, H Home A Away N Neutral

North Texas

Through Games Of Dec. 18, 2016

Average RPI Win:	221	WON-LOST	WINNING	LAST 10	STRENGTH OF	OPP. STRENGTH	TEAM	ADJ.	CONF.	ADJ CONF.
Average RPI Loss:	126	RECORD	PCT. RANK	GAMES	SCHEDULE	OF SCHEDULE	RPI	RPI	RPI	RPI
DIV. I ONLY	3- 7	246	3- 7	221	192	254	254	12	12	
DIV. I NON-CONF.	3- 7	246	3- 7	220	191	254	254	12	12	
TOTALS	RPI 1-25	RPI 26-50	W-L RECORDS	RPI 51-100	RPI 101-150	RPI 150+				
3- 7	0- 0	0- 0	OVERALL	0- 3	1- 1	2- 3				
2- 1	0- 0	0- 0	HOME	0- 1	0- 0	2- 0				
1- 4	0- 0	0- 0	AWAY	0- 2	1- 1	0- 1				
0- 2	0- 0	0- 0	NEUTRAL	0- 0	0- 0	0- 2				
3- 7	0- 0	0- 0	NON-CONFERENCE	0- 3	1- 1	2- 3				
2- 1	0- 0	0- 0	HOME	0- 1	0- 0	2- 0				
1- 4	0- 0	0- 0	AWAY	0- 2	1- 1	0- 1				
0- 2	0- 0	0- 0	NEUTRAL	0- 0	0- 0	0- 2				
0- 0	0- 0	0- 0	CONFERENCE	0- 0	0- 0	0- 0				
0- 0	0- 0	0- 0	HOME	0- 0	0- 0	0- 0				
0- 0	0- 0	0- 0	AWAY	0- 0	0- 0	0- 0				
0- 0	0- 0	0- 0	NEUTRAL	0- 0	0- 0	0- 0				

RPI 1-25			RPI 26-50			RPI 51-100			RPI 101+			Team's RPI: 254
RPI	S	Opponent	Score	RPI	S	Opponent	Score	RPI	S	Opponent	Score	
						64 A SMU	51 65	128 A Missouri St.		54 63		
						66 A Little Rock	44 55	144 A Arizona		62 58		
						91 H Indiana	64 94	155 A Tulsa		58 63		
								173 H Iona		66 55		
								174 N Omaha		57 85		
								206 N UTRGV		69 74		
								346 H Incarnate Word		84 61		
LAST 12 Division I GAMES:												
128 A		Missouri St.	54 63	155 A		Tulsa	58 63					
346 H		Incarnate Word	84 61	64 A		SMU	51 65					
91 H		Indiana	64 94	173 H		Iona	66 55					
66 A		Little Rock	44 55	144 A		Arizona	62 58					
				174 N		Omaha	57 85					
				206 N		UTRGV	69 74					

Non-Div I Games:

North Texas

Loss, Non-Conf, S Site, H Home A Away N Neutral

Northeastern

Through Games Of Dec. 18, 2016

Average RPI Win:	297	WON-LOST	WINNING	LAST 10	STRENGTH OF	OPP. STRENGTH	TEAM	ADJ.	CONF.	ADJ CONF.
Average RPI Loss:	109	RECORD	PCT. RANK	GAMES	SCHEDULE	OF SCHEDULE	RPI	RPI	RPI	RPI
DIV. I ONLY	2- 8	286	2- 8	105	169	232	232	8	8	
DIV. I NON-CONF.	2- 8	284	2- 8	107	170	232	232	8	8	
TOTALS	RPI 1-25	RPI 26-50	W-L RECORDS	RPI 51-100	RPI 101-150	RPI 150+				
2- 8	0- 0	0- 1	OVERALL	0- 3	0- 2	2- 2				
1- 2	0- 0	0- 0	HOME	0- 1	0- 0	1- 1				
1- 3	0- 0	0- 1	AWAY	0- 1	0- 1	1- 0				
0- 3	0- 0	0- 0	NEUTRAL	0- 1	0- 1	0- 1				
2- 8	0- 0	0- 1	NON-CONFERENCE	0- 3	0- 2	2- 2				
1- 2	0- 0	0- 0	HOME	0- 1	0- 0	1- 1				
1- 3	0- 0	0- 1	AWAY	0- 1	0- 1	1- 0				
0- 3	0- 0	0- 0	NEUTRAL	0- 1	0- 1	0- 1				
0- 0	0- 0	0- 0	CONFERENCE	0- 0	0- 0	0- 0				
0- 0	0- 0	0- 0	HOME	0- 0	0- 0	0- 0				
0- 0	0- 0	0- 0	AWAY	0- 0	0- 0	0- 0				
0- 0	0- 0	0- 0	NEUTRAL	0- 0	0- 0	0- 0				

RPI 1-25				RPI 26-50				RPI 51-100				RPI 101+				Team's RPI: 232	
RPI	S	Opponent	Score	RPI	S	Opponent	Score	RPI	S	Opponent	Score	RPI	S	Opponent	Score		
				30	A	Michigan St.	44 78	54	N	Stanford	45 74	108	A	Quinnipiac	59 76		
								77	A	Maine	49 68	141	N	Purdue	54 79		
								78	H	St. Mary's (CA)	53 77	165	H	New Hampshire	63 66		
												216	N	Wichita St.	73 87		
												273	A	Canisius	83 59		
												320	H	Boston U.	78 59		
LAST 12 Division I GAMES:																	
				30	A	Michigan St.	44 78	54	N	Stanford	45 74						
				77	A	Maine	49 68	108	A	Quinnipiac	59 76						
				165	H	New Hampshire	63 66	78	H	St. Mary's (CA)	53 77						
				216	N	Wichita St.	73 87	273	A	Canisius	83 59						
				141	N	Purdue	54 79	320	H	Boston U.	78 59						

Non-Div I Games:

Northeastern

■ Loss,
 ■ Non-Conf,
 ■ S Site,
 ■ H Home
 ■ A Away
 N Neutral

Average RPI Win:	325	WON-LOST	WINNING	LAST 10	STRENGTH OF	OPP. STRENGTH	TEAM	ADJ.	CONF.	ADJ CONF.
Average RPI Loss:	197	RECORD	PCT. RANK	GAMES	SCHEDULE	OF SCHEDULE	RPI	RPI	RPI	RPI
DIV. I ONLY	3- 5	220	3- 5	344	282	334	334	18	18	
DIV. I NON-CONF.	3- 5	218	3- 5	344	280	334	334	18	18	
TOTALS	RPI 1-25	RPI 26-50	W-L RECORDS	RPI 51-100	RPI 101-150	RPI 150+				
3- 5	0- 0	0- 0	OVERALL	0- 1	0- 1	3- 3				
2- 2	0- 0	0- 0	HOME	0- 0	0- 1	2- 1				
1- 3	0- 0	0- 0	AWAY	0- 1	0- 0	1- 2				
0- 0	0- 0	0- 0	NEUTRAL	0- 0	0- 0	0- 0				
3- 5	0- 0	0- 0	NON-CONFERENCE	0- 1	0- 1	3- 3				
2- 2	0- 0	0- 0	HOME	0- 0	0- 1	2- 1				
1- 3	0- 0	0- 0	AWAY	0- 1	0- 0	1- 2				
0- 0	0- 0	0- 0	NEUTRAL	0- 0	0- 0	0- 0				
0- 0	0- 0	0- 0	CONFERENCE	0- 0	0- 0	0- 0				
0- 0	0- 0	0- 0	HOME	0- 0	0- 0	0- 0				
0- 0	0- 0	0- 0	AWAY	0- 0	0- 0	0- 0				
0- 0	0- 0	0- 0	NEUTRAL	0- 0	0- 0	0- 0				

RPI 1-25				RPI 26-50				RPI 51-100				RPI 101+				Team's RPI: 334	
RPI	S	Opponent	Score	RPI	S	Opponent	Score	RPI	S	Opponent	Score	RPI	S	Opponent	Score		
								74	A	Lamar University	60	75	106	H	CSUN	79	83
													228	H	New Mexico St.	68	79
													287	A	UC Santa Barbara	51	60
													292	A	Cal Poly	53	58
													304	A	UTEP	65	51
													332	H	Youngstown St.	70	49
													340	H	Denver	82	67
LAST 12 Division I GAMES:																	
				340	H	Denver	82	67					228	H	New Mexico St.	68	79
				106	H	CSUN	79	83					304	A	UTEP	65	51
				332	H	Youngstown St.	70	49									
				74	A	Lamar University	60	75									
				287	A	UC Santa Barbara	51	60									
				292	A	Cal Poly	53	58									

Non-Div I Games: Antelope Valley 109 60

Northern Ariz.

Average RPI Win: 228		WON-LOST	WINNING	LAST 10	STRENGTH OF	OPP. STRENGTH	TEAM	ADJ.	CONF.	ADJ CONF.
Average RPI Loss: 81		RECORD	PCT. RANK	GAMES	SCHEDULE	OF SCHEDULE	RPI	RPI	RPI	RPI
DIV. I ONLY		6- 3	99	6- 3	189	193	115	115	18	18
DIV. I NON-CONF.		6- 3	98	6- 3	189	192	114	114	18	18
TOTALS	RPI 1-25	RPI 26-50		W-L RECORDS		RPI 51-100	RPI 101-150	RPI 150+		
6- 3	0- 0	0- 0		OVERALL		0- 2	1- 1	5- 0		
3- 1	0- 0	0- 0		HOME		0- 1	1- 0	2- 0		
2- 2	0- 0	0- 0		AWAY		0- 1	0- 1	2- 0		
1- 0	0- 0	0- 0		NEUTRAL		0- 0	0- 0	1- 0		
6- 3	0- 0	0- 0		NON-CONFERENCE		0- 2	1- 1	5- 0		
3- 1	0- 0	0- 0		HOME		0- 1	1- 0	2- 0		
2- 2	0- 0	0- 0		AWAY		0- 1	0- 1	2- 0		
1- 0	0- 0	0- 0		NEUTRAL		0- 0	0- 0	1- 0		
0- 0	0- 0	0- 0		CONFERENCE		0- 0	0- 0	0- 0		
0- 0	0- 0	0- 0		HOME		0- 0	0- 0	0- 0		
0- 0	0- 0	0- 0		AWAY		0- 0	0- 0	0- 0		
0- 0	0- 0	0- 0		NEUTRAL		0- 0	0- 0	0- 0		

RPI 1-25				RPI 26-50				RPI 51-100				RPI 101+				Team's RPI: 115	
RPI	S	Opponent	Score	RPI	S	Opponent	Score	RPI	S	Opponent	Score	RPI	S	Opponent	Score		
								51	H	Colorado	62	83	114	A	Colorado St.	47	58
								78	A	St. Mary's (CA)	65	75	138	H	San Diego	54	51
													186	H	FGCU	77	74
													207	A	UTSA	73	66
													246	N	Eastern Mich.	58	57
													248	A	Air Force	71	44
													340	H	Denver	68	48
LAST 12 Division I GAMES:																	
				138	H	San Diego	54	51	78	A	St. Mary's (CA)	65	75				
				186	H	FGCU	77	74	248	A	Air Force	71	44				
				340	H	Denver	68	48	114	A	Colorado St.	47	58				
				51	H	Colorado	62	83	246	N	Eastern Mich.	58	57				
									207	A	UTSA	73	66				

Non-Div I Games:	Colo. Christian	90	47
------------------	-----------------	----	----

Northern Colo.

■ Loss, ■ Non-Conf, S Site, H Home A Away N Neutral

Average RPI Win:	234	WON-LOST	WINNING	LAST 10	STRENGTH OF	OPP. STRENGTH	TEAM	ADJ.	CONF.	ADJ CONF.
Average RPI Loss:	76	RECORD	PCT. RANK	GAMES	SCHEDULE	OF SCHEDULE	RPI	RPI	RPI	RPI
DIV. I ONLY	6- 3	99	6- 3	287	58	131	131	10	10	
DIV. I NON-CONF.	6- 3	98	6- 3	289	58	132	132	10	10	
TOTALS	RPI 1-25	RPI 26-50	W-L RECORDS	RPI 51-100	RPI 101-150	RPI 150+				
6- 3	0- 0	0- 1	OVERALL	0- 1	1- 1	5- 0				
4- 0	0- 0	0- 0	HOME	0- 0	1- 0	3- 0				
2- 3	0- 0	0- 1	AWAY	0- 0	0- 1	2- 0				
0- 0	0- 0	0- 0	NEUTRAL	0- 0	0- 0	0- 0				
6- 3	0- 0	0- 1	NON-CONFERENCE	0- 1	1- 1	5- 0				
4- 0	0- 0	0- 0	HOME	0- 0	1- 0	3- 0				
2- 3	0- 0	0- 1	AWAY	0- 1	0- 1	2- 0				
0- 0	0- 0	0- 0	NEUTRAL	0- 0	0- 0	0- 0				
0- 0	0- 0	0- 0	CONFERENCE	0- 0	0- 0	0- 0				
0- 0	0- 0	0- 0	HOME	0- 0	0- 0	0- 0				
0- 0	0- 0	0- 0	AWAY	0- 0	0- 0	0- 0				
0- 0	0- 0	0- 0	NEUTRAL	0- 0	0- 0	0- 0				

RPI 1-25				RPI 26-50				RPI 51-100				RPI 101+ Team's RPI: 131			
RPI	S	Opponent	Score	RPI	S	Opponent	Score	RPI	S	Opponent	Score	RPI	S	Opponent	Score
				33	A	Drake	86 95	89	A	Iowa St.	89 97	105	A	Western Ill.	79 83
												137	H	Milwaukee	114 104
												164	H	SIUE	97 78
												238	A	Loyola Chicago	90 70
												266	A	Bradley	81 51
												274	H	Illinois St.	108 66
												323	H	Chicago St.	94 85
LAST 12 Division I GAMES:															
				164	H	SIUE	97 78					266	A	Bradley	81 51
				89	A	Iowa St.	89 97					33	A	Drake	86 95
				238	A	Loyola Chicago	90 70					274	H	Illinois St.	108 66
												323	H	Chicago St.	94 85
												105	A	Western Ill.	79 83
												137	H	Milwaukee	114 104

Non-Div I Games:

Northern Ill.

■ Loss,
■ Non-Conf, S Site,
■ Home
■ Away
N Neutral

Average RPI Win:	272	WON-LOST	WINNING	LAST 10	STRENGTH OF	OPP. STRENGTH	TEAM	ADJ.	CONF.	ADJ CONF.
Average RPI Loss:	195	RECORD	PCT. RANK	GAMES	SCHEDULE	OF SCHEDULE	RPI	RPI	RPI	RPI
DIV. I ONLY	1- 7	308	1- 7	169	338	326	326	21	21	
DIV. I NON-CONF.	1- 7	307	1- 7	170	338	326	326	21	21	
TOTALS	RPI 1-25	RPI 26-50	W-L RECORDS	RPI 51-100	RPI 101-150	RPI 150+				
1- 7	0- 0	0- 0	OVERALL	0- 2	0- 1	1- 4				
1- 3	0- 0	0- 0	HOME	0- 0	0- 1	1- 2				
0- 4	0- 0	0- 0	AWAY	0- 1	0- 0	0- 2				
0- 0	0- 0	0- 0	NEUTRAL	0- 0	0- 0	0- 0				
1- 7	0- 0	0- 0	NON-CONFERENCE	0- 2	0- 1	1- 4				
1- 3	0- 0	0- 0	HOME	0- 0	0- 1	1- 2				
0- 4	0- 0	0- 0	AWAY	0- 2	0- 0	0- 2				
0- 0	0- 0	0- 0	NEUTRAL	0- 0	0- 0	0- 0				
0- 0	0- 0	0- 0	CONFERENCE	0- 0	0- 0	0- 0				
0- 0	0- 0	0- 0	HOME	0- 0	0- 0	0- 0				
0- 0	0- 0	0- 0	AWAY	0- 0	0- 0	0- 0				
0- 0	0- 0	0- 0	NEUTRAL	0- 0	0- 0	0- 0				

RPI S	Opponent	Score	RPI S	Opponent	Score	RPI S	Opponent	Score	RPI S	Opponent	Score	Team's RPI: 326
						71	A Ohio	41 58	143	H Stetson	45 54	
						91	A Indiana	49 100	171	A Indiana St.	38 58	
									258	H Miami (OH)	50 60	
									272	H ETSU	62 56	
									316	H Murray St.	69 72	
									318	A Tennessee Tech	40 55	
LAST 12 Division I GAMES:												
			316	H Murray St.	69 72	71	A Ohio	41 58				
			91	A Indiana	49 100	258	H Miami (OH)	50 60				
			318	A Tennessee Tech	40 55	171	A Indiana St.	38 58				
			143	H Stetson	45 54							
			272	H ETSU	62 56							

Non-Div I Games: Ind.-East 66 46

Northern Ky.

Northwestern

Through Games Of Dec. 18, 2016

Average RPI Win:	161	WON-LOST	WINNING	LAST 10	STRENGTH OF	OPP. STRENGTH	TEAM	ADJ.	CONF.	ADJ CONF.
Average RPI Loss:	17	RECORD	PCT. RANK	GAMES	SCHEDULE	OF SCHEDULE	RPI	RPI	RPI	RPI
DIV. I ONLY	10- 1	14	9- 1	187	47	40	40	7	7	
DIV. I NON-CONF.	10- 1	14	10- 1	187	47	40	40	7	7	
TOTALS	RPI 1-25	RPI 26-50	W-L RECORDS	RPI 51-100	RPI 101-150	RPI 150+				
10- 1	1- 1	0- 0	OVERALL	2- 0	4- 0	3- 0				
8- 0	1- 0	0- 0	HOME	2- 0	2- 0	3- 0				
2- 1	0- 1	0- 0	AWAY	0- 0	2- 0	0- 0				
0- 0	0- 0	0- 0	NEUTRAL	0- 0	0- 0	0- 0				
10- 1	1- 1	0- 0	NON-CONFERENCE	2- 0	4- 0	3- 0				
8- 0	1- 0	0- 0	HOME	2- 0	2- 0	3- 0				
2- 1	0- 1	0- 0	AWAY	0- 0	2- 0	0- 0				
0- 0	0- 0	0- 0	NEUTRAL	0- 0	0- 0	0- 0				
0- 0	0- 0	0- 0	CONFERENCE	0- 0	0- 0	0- 0				
0- 0	0- 0	0- 0	HOME	0- 0	0- 0	0- 0				
0- 0	0- 0	0- 0	AWAY	0- 0	0- 0	0- 0				
0- 0	0- 0	0- 0	NEUTRAL	0- 0	0- 0	0- 0				

RPI 1-25				RPI 26-50		Team's RPI: 40		RPI 51-100				RPI 101+			
RPI	S	Opponent	Score	RPI	S	Opponent	Score	RPI	S	Opponent	Score	RPI	S	Opponent	Score
17	A	DePaul	66 89					87	H	Hampton	67 48	112	A	Santa Clara	87 75
22	H	Florida	73 68					99	H	Oral Roberts	64 55	128	H	Missouri St.	75 52
												134	H	Virginia	69 60
												137	A	Milwaukee	65 63
												260	H	Evansville	88 66
												307	H	Ill.-Chicago	88 44
												323	H	Chicago St.	75 42
LAST 12 Division I GAMES:															
323	H	Chicago St.	75 42	112	A	Santa Clara	87 75	307	H	Ill.-Chicago	88 44	137	A	Milwaukee	65 63
134	H	Virginia	69 60	99	H	Oral Roberts	64 55	87	H	Hampton	67 48				
260	H	Evansville	88 66												
22	H	Florida	73 68												
17	A	DePaul	66 89												
128	H	Missouri St.	75 52												

Non-Div I Games:

Northwestern

■ Loss,
 ■ Non-Conf, S Site,
 ■ Home
 ■ Away
 N Neutral

Average RPI Win:	329	WON-LOST	WINNING	LAST 10	STRENGTH OF	OPP. STRENGTH	TEAM	ADJ.	CONF.	ADJ CONF.
Average RPI Loss:	132	RECORD	PCT. RANK	GAMES	SCHEDULE	OF SCHEDULE	RPI	RPI	RPI	RPI
DIV. I ONLY	2- 4	235	2- 4	328	195	330	330	27	27	
DIV. I NON-CONF.	2- 4	235	2- 4	328	194	330	330	27	27	
TOTALS	RPI 1-25	RPI 26-50	W-L RECORDS	RPI 51-100	RPI 101-150	RPI 150+				
2- 4	0- 0	0- 0	OVERALL	0- 2	0- 0	2- 2				
2- 1	0- 0	0- 0	HOME	0- 0	0- 0	2- 1				
0- 3	0- 0	0- 0	AWAY	0- 2	0- 0	0- 1				
0- 0	0- 0	0- 0	NEUTRAL	0- 0	0- 0	0- 0				
2- 4	0- 0	0- 0	NON-CONFERENCE	0- 2	0- 0	2- 2				
2- 1	0- 0	0- 0	HOME	0- 0	0- 0	2- 1				
0- 3	0- 0	0- 0	AWAY	0- 2	0- 0	0- 1				
0- 0	0- 0	0- 0	NEUTRAL	0- 0	0- 0	0- 0				
0- 0	0- 0	0- 0	CONFERENCE	0- 0	0- 0	0- 0				
0- 0	0- 0	0- 0	HOME	0- 0	0- 0	0- 0				
0- 0	0- 0	0- 0	AWAY	0- 0	0- 0	0- 0				
0- 0	0- 0	0- 0	NEUTRAL	0- 0	0- 0	0- 0				

RPI 1-25				RPI 26-50				RPI 51-100				RPI 101+				Team's RPI: 330	
RPI	S	Opponent	Score	RPI	S	Opponent	Score	RPI	S	Opponent	Score	RPI	S	Opponent	Score		
								62	A	Arkansas	36	65	152	H	Mississippi Val.	64	68
								81	A	Texas	39	86	234	A	Memphis	38	54

Non-Div I Games: LeTourneau 80 68 LSU-Alexandria 97 76 Central Baptist 93 42

Northwestern St.

Loss, Non-Conf, S Site, H Home A Away N Neutral

Notre Dame

Through Games Of Dec. 18, 2016

Average RPI Win:	111	WON-LOST	WINNING	LAST 10	STRENGTH OF	OPP. STRENGTH	TEAM	ADJ.	CONF.	ADJ CONF.
Average RPI Loss:	1	RECORD	PCT. RANK	GAMES	SCHEDULE	OF SCHEDULE	RPI	RPI	RPI	RPI
DIV. I ONLY	10- 1	14	9- 1	2	60	2	2	3	3	
DIV. I NON-CONF.	10- 1	14	10- 1	2	60	2	2	3	3	
TOTALS	RPI 1-25	RPI 26-50	W-L RECORDS	RPI 51-100	RPI 101-150	RPI 150+				
10- 1	3- 1	0- 0	OVERALL	1- 0	3- 0	3- 0				
6- 1	2- 1	0- 0	HOME	0- 0	2- 0	2- 0				
3- 0	1- 0	0- 0	AWAY	1- 0	1- 0	0- 0				
1- 0	0- 0	0- 0	NEUTRAL	0- 0	0- 0	1- 0				
10- 1	3- 1	0- 0	NON-CONFERENCE	1- 0	3- 0	3- 0				
6- 1	2- 1	0- 0	HOME	0- 0	2- 0	2- 0				
3- 0	1- 0	0- 0	AWAY	1- 0	1- 0	0- 0				
1- 0	0- 0	0- 0	NEUTRAL	0- 0	0- 0	1- 0				
0- 0	0- 0	0- 0	CONFERENCE	0- 0	0- 0	0- 0				
0- 0	0- 0	0- 0	HOME	0- 0	0- 0	0- 0				
0- 0	0- 0	0- 0	AWAY	0- 0	0- 0	0- 0				
0- 0	0- 0	0- 0	NEUTRAL	0- 0	0- 0	0- 0				

RPI 1-25				Team's RPI: 2		RPI 26-50				RPI 51-100				RPI 101+			
RPI	S	Opponent	Score	RPI	S	Opponent	Score	RPI	S	Opponent	Score	RPI	S	Opponent	Score		
1	H	UConn	61 72					61	A	Iowa	73 58	107	H	Fordham	67 36		
10	H	Green Bay	71 67									117	A	Toledo	85 68		
14	H	Washington	71 60									145	H	TCU	92 59		
17	A	DePaul	75 61									163	N	Louisiana	91 51		
												193	H	Central Mich.	107 47		
												281	H	Valparaiso	114 54		
LAST 12 Division I GAMES:																	
				117	A	Toledo	85 68	61	A	Iowa	73 58						
				17	A	DePaul	75 61	145	H	TCU	92 59						
				1	H	UConn	61 72	163	N	Louisiana	91 51						
				281	H	Valparaiso	114 54	14	H	Washington	71 60						
				193	H	Central Mich.	107 47	10	H	Green Bay	71 67						
								107	H	Fordham	67 36						

Non-Div I Games:

Notre Dame

Loss, Non-Conf, S Site, H Home A Away N Neutral

Average RPI Win:	328	WON-LOST	WINNING	LAST 10	STRENGTH OF	OPP. STRENGTH	TEAM	ADJ.	CONF.	ADJ CONF.
Average RPI Loss:	121	RECORD	PCT. RANK	GAMES	SCHEDULE	OF SCHEDULE	RPI	RPI	RPI	RPI
DIV. I ONLY	3- 5	220	3- 5	239	247	214	214	21	21	
DIV. I NON-CONF.	3- 5	218	3- 5	240	247	215	215	21	21	
TOTALS	RPI 1-25	RPI 26-50	W-L RECORDS	RPI 51-100	RPI 101-150	RPI 150+				
3- 5	0- 0	0- 2	OVERALL	0- 1	0- 0	3- 2				
1- 1	0- 0	0- 0	HOME	0- 0	0- 0	1- 1				
2- 4	0- 0	0- 2	AWAY	0- 1	0- 0	2- 1				
0- 0	0- 0	0- 0	NEUTRAL	0- 0	0- 0	0- 0				
3- 5	0- 0	0- 2	NON-CONFERENCE	0- 1	0- 0	3- 2				
1- 1	0- 0	0- 0	HOME	0- 0	0- 0	1- 1				
2- 4	0- 0	0- 2	AWAY	0- 1	0- 0	2- 1				
0- 0	0- 0	0- 0	NEUTRAL	0- 0	0- 0	0- 0				
0- 0	0- 0	0- 0	CONFERENCE	0- 0	0- 0	0- 0				
0- 0	0- 0	0- 0	HOME	0- 0	0- 0	0- 0				
0- 0	0- 0	0- 0	AWAY	0- 0	0- 0	0- 0				
0- 0	0- 0	0- 0	NEUTRAL	0- 0	0- 0	0- 0				

RPI 1-25				RPI 26-50				RPI 51-100				RPI 101+ Team's RPI: 214			
RPI	S	Opponent	Score	RPI	S	Opponent	Score	RPI	S	Opponent	Score	RPI	S	Opponent	Score
				26	A	Michigan	63 101	91	A	Indiana	59 84	193	A	Central Mich.	67 70
				30	A	Michigan St.	74 81					265	H	Ball St.	59 66
												322	H	North Dakota St.	95 66
												323	A	Chicago St.	80 60
												338	A	Fort Wayne	82 61
LAST 12 Division I GAMES:															
				91	A	Indiana	59 84	193	A	Central Mich.	67 70				
				265	H	Ball St.	59 66	338	A	Fort Wayne	82 61				
				322	H	North Dakota St.	95 66	26	A	Michigan	63 101				
				30	A	Michigan St.	74 81								
				323	A	Chicago St.	80 60								

Non-Div I Games: Concordia (MI) 99 32 Marygrove 126 31

Oakland

Loss, Non-Conf, S Site, H Home A Away N Neutral

Average RPI Win:	212	WON-LOST	WINNING	LAST 10	STRENGTH OF	OPP. STRENGTH	TEAM	ADJ.	CONF.	ADJ CONF.
Average RPI Loss:	26	RECORD	PCT. RANK	GAMES	SCHEDULE	OF SCHEDULE	RPI	RPI	RPI	RPI
DIV. I ONLY	7- 1	26	7- 1	263	77	71	71	10	10	
DIV. I NON-CONF.	7- 1	26	7- 1	263	77	72	72	10	10	
TOTALS	RPI 1-25	RPI 26-50	W-L RECORDS	RPI 51-100	RPI 101-150	RPI 150+				
7- 1	0- 0	0- 1	OVERALL	1- 0	2- 0	4- 0				
4- 0	0- 0	0- 0	HOME	1- 0	0- 0	3- 0				
3- 1	0- 0	0- 1	AWAY	0- 0	2- 0	1- 0				
0- 0	0- 0	0- 0	NEUTRAL	0- 0	0- 0	0- 0				
7- 1	0- 0	0- 1	NON-CONFERENCE	1- 0	2- 0	4- 0				
4- 0	0- 0	0- 0	HOME	1- 0	0- 0	3- 0				
3- 1	0- 0	0- 1	AWAY	0- 0	2- 0	1- 0				
0- 0	0- 0	0- 0	NEUTRAL	0- 0	0- 0	0- 0				
0- 0	0- 0	0- 0	CONFERENCE	0- 0	0- 0	0- 0				
0- 0	0- 0	0- 0	HOME	0- 0	0- 0	0- 0				
0- 0	0- 0	0- 0	AWAY	0- 0	0- 0	0- 0				
0- 0	0- 0	0- 0	NEUTRAL	0- 0	0- 0	0- 0				

RPI 1-25				RPI 26-50				RPI 51-100				Team's RPI: 71		RPI 101+			
RPI	S	Opponent	Score	RPI	S	Opponent	Score	RPI	S	Opponent	Score			RPI	S	Opponent	Score
				26	A	Michigan	46 69							120	A	Middle Tenn.	73 52
								67	H	Duquesne	64 46			129	A	IUPUI	71 65
														244	H	UT Martin	72 55
														284	A	High Point	76 48
														316	H	Murray St.	79 70
														326	H	Northern Ky.	58 41
LAST 12 Division I GAMES:																	
				120	A	Middle Tenn.	73 52	26	A	Michigan	46 69						
				316	H	Murray St.	79 70	129	A	IUPUI	71 65						
				326	H	Northern Ky.	58 41	67	H	Duquesne	64 46						
				244	H	UT Martin	72 55										
				284	A	High Point	76 48										

Non-Div I Games:

Ohio

Average RPI Win:	199	WON-LOST	WINNING	LAST 10	STRENGTH OF	OPP. STRENGTH	TEAM	ADJ.	CONF.	ADJ CONF.
Average RPI Loss:	15	RECORD	PCT. RANK	GAMES	SCHEDULE	OF SCHEDULE	RPI	RPI	RPI	RPI
DIV. I ONLY	9- 3	64	8- 2	148	49	104	104	7	7	
DIV. I NON-CONF.	9- 3	63	9- 3	146	49	103	103	7	7	
TOTALS	RPI 1-25	RPI 26-50	W-L RECORDS	RPI 51-100	RPI 101-150	RPI 150+				
9- 3	0- 2	0- 1	OVERALL	2- 0	0- 0	7- 0				
7- 2	0- 2	0- 0	HOME	1- 0	0- 0	6- 0				
0- 0	0- 0	0- 0	AWAY	0- 0	0- 0	0- 0				
2- 1	0- 0	0- 1	NEUTRAL	1- 0	0- 0	1- 0				
9- 3	0- 2	0- 1	NON-CONFERENCE	2- 0	0- 0	7- 0				
7- 2	0- 2	0- 0	HOME	1- 0	0- 0	6- 0				
0- 0	0- 0	0- 0	AWAY	0- 0	0- 0	0- 0				
2- 1	0- 0	0- 1	NEUTRAL	1- 0	0- 0	1- 0				
0- 0	0- 0	0- 0	CONFERENCE	0- 0	0- 0	0- 0				
0- 0	0- 0	0- 0	HOME	0- 0	0- 0	0- 0				
0- 0	0- 0	0- 0	AWAY	0- 0	0- 0	0- 0				
0- 0	0- 0	0- 0	NEUTRAL	0- 0	0- 0	0- 0				

RPI 1-25				RPI 26-50				RPI 51-100				RPI 101+ Team's RPI: 104			
RPI	S	Opponent	Score	RPI	S	Opponent	Score	RPI	S	Opponent	Score	RPI	S	Opponent	Score
3	H	South Carolina	80 92	31	N	Baylor	68 85	67	H	Duquesne	89 69	166	H	Cleveland St.	96 78
12	H	Miami (FL)	89 94					95	N	Syracuse	77 72	186	N	FGCU	79 66
												202	H	Southern U.	108 73
												210	H	Cincinnati	80 38
												273	H	Canisius	89 56
												293	H	LIU Brooklyn	113 54
												296	H	Alabama St.	118 61
LAST 12 Division I GAMES:															
296	H	Alabama St.	118 61	273	H	Canisius	89 56								
186	N	FGCU	79 66	202	H	Southern U.	108 73								
293	H	LIU Brooklyn	113 54	210	H	Cincinnati	80 38								
166	H	Cleveland St.	96 78	12	H	Miami (FL)	89 94								
3	H	South Carolina	80 92	31	N	Baylor	68 85								
67	H	Duquesne	89 69	95	N	Syracuse	77 72								

Non-Div I Games:

Ohio St.

Average RPI Win: 120		WON-LOST	WINNING	LAST 10	STRENGTH OF	OPP. STRENGTH	TEAM	ADJ.	CONF.	ADJ CONF.
Average RPI Loss: 54		RECORD	PCT. RANK	GAMES	SCHEDULE	OF SCHEDULE	RPI	RPI	RPI	RPI
DIV. I ONLY		7- 2	54	7- 2	57	25	39	39	4	4
DIV. I NON-CONF.		7- 2	54	7- 2	57	24	39	39	4	4
<hr/>										
TOTALS	RPI 1-25		RPI 26-50		W-L RECORDS	RPI 51-100	RPI 101-150		RPI 150+	
7- 2	0- 1		1- 0		OVERALL	2- 1	1- 0		3- 0	
6- 1	0- 0		0- 0		HOME	2- 1	1- 0		3- 0	
1- 1	0- 1		1- 0		AWAY	0- 0	0- 0		0- 0	
0- 0	0- 0		0- 0		NEUTRAL	0- 0	0- 0		0- 0	
7- 2	0- 1		1- 0		NON-CONFERENCE	2- 1	1- 0		3- 0	
6- 1	0- 0		0- 0		HOME	2- 1	1- 0		3- 0	
1- 1	0- 1		1- 0		AWAY	0- 0	0- 0		0- 0	
0- 0	0- 0		0- 0		NEUTRAL	0- 0	0- 0		0- 0	
0- 0	0- 0		0- 0		CONFERENCE	0- 0	0- 0		0- 0	
0- 0	0- 0		0- 0		HOME	0- 0	0- 0		0- 0	
0- 0	0- 0		0- 0		AWAY	0- 0	0- 0		0- 0	
0- 0	0- 0		0- 0		NEUTRAL	0- 0	0- 0		0- 0	

RPI 1-25				RPI 26-50				Team's RPI: 39				RPI 51-100				RPI 101+			
RPI	S	Opponent	Score	RPI	S	Opponent	Score	RPI	S	Opponent	Score	RPI	S	Opponent	Score	RPI	S	Opponent	Score
8	A	Kentucky	68 82	38	A	BYU	68 61	65	H	South Dakota St.	74 60	114	H	Colorado St.	70 55				
								66	H	Little Rock	68 58	155	H	Tulsa	85 68				
								99	H	Oral Roberts	67 74	199	H	Southern Ill.	80 48				
												206	H	UTRGV	92 59				
LAST 12 Division I GAMES:																			
155	H	Tulsa	85 68	206	H	UTRGV	92 59												
66	H	Little Rock	68 58	99	H	Oral Roberts	67 74												
199	H	Southern Ill.	80 48	8	A	Kentucky	68 82												
				114	H	Colorado St.	70 55												
				65	H	South Dakota St.	74 60												
				38	A	BYU	68 61												

Non-Div I Games:

Oklahoma

Average RPI Win:	146	WON-LOST	WINNING	LAST 10	STRENGTH OF	OPP. STRENGTH	TEAM	ADJ.	CONF.	ADJ CONF.
Average RPI Loss:	0	RECORD	PCT. RANK	GAMES	SCHEDULE	OF SCHEDULE	RPI	RPI	RPI	RPI
DIV. I ONLY	8- 0	1	8- 0	117	74	13	13	4	4	
DIV. I NON-CONF.	8- 0	1	8- 0	118	74	13	13	4	4	
TOTALS	RPI 1-25	RPI 26-50	W-L RECORDS	RPI 51-100	RPI 101-150	RPI 150+				
8- 0	0- 0	1- 0	OVERALL	2- 0	1- 0	4- 0				
7- 0	0- 0	1- 0	HOME	1- 0	1- 0	4- 0				
1- 0	0- 0	0- 0	AWAY	1- 0	0- 0	0- 0				
0- 0	0- 0	0- 0	NEUTRAL	0- 0	0- 0	0- 0				
8- 0	0- 0	1- 0	NON-CONFERENCE	2- 0	1- 0	4- 0				
7- 0	0- 0	1- 0	HOME	1- 0	1- 0	4- 0				
1- 0	0- 0	0- 0	AWAY	1- 0	0- 0	0- 0				
0- 0	0- 0	0- 0	NEUTRAL	0- 0	0- 0	0- 0				
0- 0	0- 0	0- 0	CONFERENCE	0- 0	0- 0	0- 0				
0- 0	0- 0	0- 0	HOME	0- 0	0- 0	0- 0				
0- 0	0- 0	0- 0	AWAY	0- 0	0- 0	0- 0				
0- 0	0- 0	0- 0	NEUTRAL	0- 0	0- 0	0- 0				

RPI 1-25			Team's RPI: 13			RPI 26-50			RPI 51-100			RPI 101+			
RPI	S	Opponent	Score	RPI	S	Opponent	Score	RPI	S	Opponent	Score	RPI	S	Opponent	Score
				32	H	Georgia	71 51	69	A	Washington St.	79 72	122	H	Rice	65 51
								70	H	UNI	81 57	161	H	Tennessee St.	86 48
												206	H	UTRGV	86 53
												227	H	Loyola Marymount	66 58
												280	H	Arkansas St.	76 34
LAST 12 Division I GAMES:															
206	H	UTRGV	86 53	69	A	Washington St.	79 72								
32	H	Georgia	71 51	227	H	Loyola Marymount	66 58								
122	H	Rice	65 51	161	H	Tennessee St.	86 48								
70	H	UNI	81 57	280	H	Arkansas St.	76 34								

Non-Div I Games:

Oklahoma St.

Average RPI Win:	212	WON-LOST	WINNING	LAST 10	STRENGTH OF	OPP. STRENGTH	TEAM	ADJ.	CONF.	ADJ CONF.
Average RPI Loss:	54	RECORD	PCT. RANK	GAMES	SCHEDULE	OF SCHEDULE	RPI	RPI	RPI	RPI
DIV. I ONLY	5- 3	120	5- 3	71	235	113	113	12	12	
DIV. I NON-CONF.	5- 3	118	5- 3	71	234	112	112	12	12	
TOTALS	RPI 1-25	RPI 26-50	W-L RECORDS	RPI 51-100	RPI 101-150	RPI 150+				
5- 3	0- 1	0- 1	OVERALL	1- 0	0- 1	4- 0				
5- 1	0- 0	0- 0	HOME	1- 0	0- 1	4- 0				
0- 2	0- 1	0- 1	AWAY	0- 0	0- 0	0- 0				
0- 0	0- 0	0- 0	NEUTRAL	0- 0	0- 0	0- 0				
5- 3	0- 1	0- 1	NON-CONFERENCE	1- 0	0- 1	4- 0				
5- 1	0- 0	0- 0	HOME	1- 0	0- 1	4- 0				
0- 2	0- 1	0- 1	AWAY	0- 0	0- 0	0- 0				
0- 0	0- 0	0- 0	NEUTRAL	0- 0	0- 0	0- 0				
0- 0	0- 0	0- 0	CONFERENCE	0- 0	0- 0	0- 0				
0- 0	0- 0	0- 0	HOME	0- 0	0- 0	0- 0				
0- 0	0- 0	0- 0	AWAY	0- 0	0- 0	0- 0				
0- 0	0- 0	0- 0	NEUTRAL	0- 0	0- 0	0- 0				

RPI 1-25				RPI 26-50				RPI 51-100				RPI 101+ Team's RPI: 113			
RPI	S	Opponent	Score	RPI	S	Opponent	Score	RPI	S	Opponent	Score	RPI	S	Opponent	Score
12	A	Miami (FL)	56 66	28	A	Duke	64 92	87	H	Hampton	61 58	121	H	William & Mary	58 69
												169	H	VCU	70 60
												201	H	Norfolk St.	65 54
												262	H	Dartmouth	82 56
												339	H	N.C. Central	83 52
LAST 12 Division I GAMES:															
12	A	Miami (FL)	56 66	87	H	Hampton	61 58								
262	H	Dartmouth	82 56	169	H	VCU	70 60								
339	H	N.C. Central	83 52												
28	A	Duke	64 92												
121	H	William & Mary	58 69												
201	H	Norfolk St.	65 54												

Non-Div I Games:

Old Dominion

Average RPI Win:	236	WON-LOST	WINNING	LAST 10	STRENGTH OF	OPP. STRENGTH	TEAM	ADJ.	CONF.	ADJ CONF.
Average RPI Loss:	60	RECORD	PCT. RANK	GAMES	SCHEDULE	OF SCHEDULE	RPI	RPI	RPI	RPI
DIV. I ONLY	9- 2	33	8- 2	232	255	93	93	1	1	
DIV. I NON-CONF.	9- 2	33	9- 2	233	254	93	93	1	1	
TOTALS	RPI 1-25	RPI 26-50	W-L RECORDS	RPI 51-100	RPI 101-150	RPI 150+				
9- 2	0- 0	1- 0	OVERALL	0- 2	0- 0	8- 0				
8- 0	0- 0	1- 0	HOME	0- 0	0- 0	7- 0				
0- 2	0- 0	0- 0	AWAY	0- 2	0- 0	0- 0				
1- 0	0- 0	0- 0	NEUTRAL	0- 0	0- 0	1- 0				
9- 2	0- 0	1- 0	NON-CONFERENCE	0- 2	0- 0	8- 0				
8- 0	0- 0	1- 0	HOME	0- 0	0- 0	7- 0				
0- 2	0- 0	0- 0	AWAY	0- 2	0- 0	0- 0				
1- 0	0- 0	0- 0	NEUTRAL	0- 0	0- 0	1- 0				
0- 0	0- 0	0- 0	CONFERENCE	0- 0	0- 0	0- 0				
0- 0	0- 0	0- 0	HOME	0- 0	0- 0	0- 0				
0- 0	0- 0	0- 0	AWAY	0- 0	0- 0	0- 0				
0- 0	0- 0	0- 0	NEUTRAL	0- 0	0- 0	0- 0				

RPI 1-25				RPI 26-50				RPI 51-100				Team's RPI: 93		RPI 101+			
RPI	S	Opponent	Score	RPI	S	Opponent	Score	RPI	S	Opponent	Score			RPI	S	Opponent	Score
				46	H	Oregon	83 67	56	A	West Virginia	61 66			169	H	VCU	77 57
								63	A	UNLV	57 64			187	N	Wisconsin	69 44
														236	H	Jacksonville St.	68 50
														255	H	Southeastern La.	81 31
														284	H	High Point	73 62
														294	H	Lipscomb	76 49
														310	H	Jackson St.	89 41
														347	H	La.-Monroe	97 40
LAST 12 Division I GAMES:																	
				187	N	Wisconsin	69 44	169	H	VCU	77 57						
				284	H	High Point	73 62	46	H	Oregon	83 67						
				236	H	Jacksonville St.	68 50	347	H	La.-Monroe	97 40						
				294	H	Lipscomb	76 49	56	A	West Virginia	61 66						
				255	H	Southeastern La.	81 31	310	H	Jackson St.	89 41						
								63	A	UNLV	57 64						

Non-Div I Games:

Ole Miss

■ Loss,
 ■ Non-Conf, S Site,
 ■ Home
 ■ Away
 N Neutral

Average RPI Win:	241	WON-LOST	WINNING	LAST 10	STRENGTH OF	OPP. STRENGTH	TEAM	ADJ.	CONF.	ADJ CONF.
Average RPI Loss:	116	RECORD	PCT. RANK	GAMES	SCHEDULE	OF SCHEDULE	RPI	RPI	RPI	RPI
DIV. I ONLY	5- 5	156	1- 1	246	152	174	174	16	16	
DIV. I NON-CONF.	5- 5	159	1- 1	247	155	173	173	16	16	
TOTALS	RPI 1-25	RPI 26-50	W-L RECORDS	RPI 51-100	RPI 101-150	RPI 150+				
5- 5	0- 1	0- 0	OVERALL	0- 0	0- 2	5- 2				
2- 1	0- 1	0- 0	HOME	0- 0	0- 0	2- 0				
2- 4	0- 0	0- 0	AWAY	0- 0	0- 2	2- 2				
1- 0	0- 0	0- 0	NEUTRAL	0- 0	0- 0	1- 0				
5- 5	0- 1	0- 0	NON-CONFERENCE	0- 0	0- 2	5- 2				
2- 1	0- 1	0- 0	HOME	0- 0	0- 0	2- 0				
2- 4	0- 0	0- 0	AWAY	0- 0	0- 2	2- 2				
1- 0	0- 0	0- 0	NEUTRAL	0- 0	0- 0	1- 0				
0- 0	0- 0	0- 0	CONFERENCE	0- 0	0- 0	0- 0				
0- 0	0- 0	0- 0	HOME	0- 0	0- 0	0- 0				
0- 0	0- 0	0- 0	AWAY	0- 0	0- 0	0- 0				
0- 0	0- 0	0- 0	NEUTRAL	0- 0	0- 0	0- 0				

RPI 1-25				RPI 26-50			RPI 51-100			RPI 101+			Team's RPI: 174
RPI	S	Opponent	Score	RPI	S	Opponent	Score	RPI	S	Opponent	Score		
15	H	Kansas St.	57 70							101	A	Creighton	45 82
										114	A	Colorado St.	42 69
										156	A	Nebraska	58 66
										171	H	Indiana St.	72 45
										180	H	Wofford	89 64
										192	A	Abilene Christian	66 73
										252	A	UMKC	80 57
										254	N	North Texas	85 57
										348	A	Florida A&M	70 50
LAST 12 Division I GAMES:													
254	N	North Texas	85 57	192	A	Abilene Christian	66 73						
171	H	Indiana St.	72 45	348	A	Florida A&M	70 50						
156	A	Nebraska	58 66	252	A	UMKC	80 57						
114	A	Colorado St.	42 69	101	A	Creighton	45 82						
				15	H	Kansas St.	57 70						
				180	H	Wofford	89 64						

Non-Div I Games: Lincoln (MO) 98 49

Omaha

■ Loss,
 ■ Non-Conf, S Site,
 ■ Home
 ■ Away
 N Neutral

Oral Roberts

Through Games Of Dec. 18, 2016

Average RPI Win:	179	WON-LOST	WINNING	LAST 10	STRENGTH OF	OPP. STRENGTH	TEAM	ADJ.	CONF.	ADJ CONF.
Average RPI Loss:	66	RECORD	PCT. RANK	GAMES	SCHEDULE	OF SCHEDULE	RPI	RPI	RPI	RPI
DIV. I ONLY	5- 5	156	5- 3	146	15	99	99	16	16	
DIV. I NON-CONF.	5- 5	159	5- 5	144	15	98	98	16	16	
TOTALS	RPI 1-25	RPI 26-50	W-L RECORDS	RPI 51-100	RPI 101-150	RPI 150+				
5- 5	0- 1	1- 1	OVERALL	0- 2	1- 1	3- 0				
3- 0	0- 0	0- 0	HOME	0- 0	1- 0	2- 0				
2- 5	0- 1	1- 1	AWAY	0- 2	0- 1	1- 0				
0- 0	0- 0	0- 0	NEUTRAL	0- 0	0- 0	0- 0				
5- 5	0- 1	1- 1	NON-CONFERENCE	0- 2	1- 1	3- 0				
3- 0	0- 0	0- 0	HOME	0- 0	1- 0	2- 0				
2- 5	0- 1	1- 1	AWAY	0- 2	0- 1	1- 0				
0- 0	0- 0	0- 0	NEUTRAL	0- 0	0- 0	0- 0				
0- 0	0- 0	0- 0	CONFERENCE	0- 0	0- 0	0- 0				
0- 0	0- 0	0- 0	HOME	0- 0	0- 0	0- 0				
0- 0	0- 0	0- 0	AWAY	0- 0	0- 0	0- 0				
0- 0	0- 0	0- 0	NEUTRAL	0- 0	0- 0	0- 0				

RPI 1-25				RPI 26-50				RPI 51-100				Team's RPI: 99	RPI 101+			
RPI	S	Opponent	Score	RPI	S	Opponent	Score	RPI	S	Opponent	Score	RPI	S	Opponent	Score	
19	A	Arizona St.	52 79	39	A	Oklahoma	74 67	61	A	Iowa	76 96	128	H	Missouri St.	78 56	
				40	A	Northwestern	55 64	66	A	Little Rock	50 56	146	A	Kansas	56 64	
												155	H	Tulsa	76 68	
												244	H	UT Martin	82 53	
												328	A	Houston Baptist	75 65	
LAST 12 Division I GAMES:																
19	A	Arizona St.	52 79	39	A	Oklahoma	74 67	61	A	Iowa	76 96	146	A	Kansas	56 64	
244	H	UT Martin	82 53	66	A	Little Rock	50 56	155	H	Tulsa	76 68	40	A	Northwestern	55 64	
128	H	Missouri St.	78 56	328	A	Houston Baptist	75 65									

Non-Div I Games: Mid-Amer. Christian98 63 Okla. Sci. & Arts 67 35

Oral Roberts

Loss, Non-Conf, S Site, H Home A Away N Neutral

Oregon

Through Games Of Dec. 18, 2016

Average RPI Win:	174	WON-LOST	WINNING	LAST 10	STRENGTH OF	OPP. STRENGTH	TEAM	ADJ.	CONF.	ADJ CONF.
Average RPI Loss:	49	RECORD	PCT. RANK	GAMES	SCHEDULE	OF SCHEDULE	RPI	RPI	RPI	RPI
DIV. I ONLY	9- 2	33	8- 2	140	43	46	46	2	2	
DIV. I NON-CONF.	9- 2	33	9- 2	139	43	46	46	2	2	
TOTALS	RPI 1-25	RPI 26-50	W-L RECORDS	RPI 51-100	RPI 101-150	RPI 150+				
9- 2	0- 1	1- 0	OVERALL	2- 1	0- 0	6- 0				
5- 0	0- 0	1- 0	HOME	1- 0	0- 0	3- 0				
2- 1	0- 0	0- 0	AWAY	1- 1	0- 0	1- 0				
2- 1	0- 1	0- 0	NEUTRAL	0- 0	0- 0	2- 0				
9- 2	0- 1	1- 0	NON-CONFERENCE	2- 1	0- 0	6- 0				
5- 0	0- 0	1- 0	HOME	1- 0	0- 0	3- 0				
2- 1	0- 0	0- 0	AWAY	1- 1	0- 0	1- 0				
2- 1	0- 1	0- 0	NEUTRAL	0- 0	0- 0	2- 0				
0- 0	0- 0	0- 0	CONFERENCE	0- 0	0- 0	0- 0				
0- 0	0- 0	0- 0	HOME	0- 0	0- 0	0- 0				
0- 0	0- 0	0- 0	AWAY	0- 0	0- 0	0- 0				
0- 0	0- 0	0- 0	NEUTRAL	0- 0	0- 0	0- 0				

RPI S	Opponent	Score	RPI S	Opponent	Score	Team's RPI: 46	RPI S	Opponent	Score	RPI S	Opponent	Score
4 N	Mississippi St.	63 75	30 H	Michigan St.	88 55		74 H	Lamar University	84 67	196 H	Portland	81 41
							92 A	Clemson	87 59	207 H	UTSA	77 63
							93 A	Ole Miss	67 83	211 N	San Jose St.	91 62
										245 A	Hawaii	86 49
										251 H	CSU Bakersfield	77 62
										259 N	Portland St.	90 46
LAST 12 Division I GAMES:												
259 N	Portland St.	90 46	245 A	Hawaii	86 49		4 N	Mississippi St.	63 75			
93 A	Ole Miss	67 83	30 H	Michigan St.	88 55		207 H	UTSA	77 63			
92 A	Clemson	87 59	251 H	CSU Bakersfield	77 62		74 H	Lamar University	84 67			
196 H	Portland	81 41										
211 N	San Jose St.	91 62										

Non-Div I Games:

Oregon

■ Loss,
 ■ Non-Conf, S Site,
 ■ Home
 ■ Away
 N Neutral

Average RPI Win: 122		WON-LOST	WINNING	LAST 10	STRENGTH OF	OPP. STRENGTH	TEAM	ADJ.	CONF.	ADJ CONF.
Average RPI Loss: 42		RECORD	PCT. RANK	GAMES	SCHEDULE	OF SCHEDULE	RPI	RPI	RPI	RPI
DIV. I ONLY		7- 1	26	7- 1	162	4	59	59	2	2
DIV. I NON-CONF.		7- 1	26	7- 1	162	4	59	59	2	2
TOTALS	RPI 1-25	RPI 26-50		W-L RECORDS		RPI 51-100	RPI 101-150	RPI 150+		
7- 1	0- 0	1- 1		OVERALL		2- 0	1- 0	3- 0		
5- 1	0- 0	0- 1		HOME		2- 0	0- 0	3- 0		
0- 0	0- 0	0- 0		AWAY		0- 0	0- 0	0- 0		
2- 0	0- 0	1- 0		NEUTRAL		0- 0	1- 0	0- 0		
7- 1	0- 0	1- 1		NON-CONFERENCE		2- 0	1- 0	3- 0		
5- 1	0- 0	0- 1		HOME		2- 0	0- 0	3- 0		
0- 0	0- 0	0- 0		AWAY		0- 0	0- 0	0- 0		
2- 0	0- 0	1- 0		NEUTRAL		0- 0	1- 0	0- 0		
0- 0	0- 0	0- 0		CONFERENCE		0- 0	0- 0	0- 0		
0- 0	0- 0	0- 0		HOME		0- 0	0- 0	0- 0		
0- 0	0- 0	0- 0		AWAY		0- 0	0- 0	0- 0		
0- 0	0- 0	0- 0		NEUTRAL		0- 0	0- 0	0- 0		

RPI 1-25				RPI 26-50				RPI 51-100				Team's RPI: 59				RPI 101+			
RPI	S	Opponent	Score	RPI	S	Opponent	Score	RPI	S	Opponent	Score	RPI	S	Opponent	Score	RPI	S	Opponent	Score
				38	N	BYU	65 56	74	H	Lamar University	88 56	111	N	Idaho	60 49				
				42	H	Marquette	73 74	100	H	UC Davis	93 52	159	H	Southern Utah	77 38	176	H	Idaho St.	61 38
												196	H	Portland	62 45				
LAST 12 Division I GAMES:																			
				100	H	UC Davis	93 52	176	H	Idaho St.	61 38								
				159	H	Southern Utah	77 38	74	H	Lamar University	88 56								
				38	N	BYU	65 56												
				111	N	Idaho	60 49												
				42	H	Marquette	73 74												
				196	H	Portland	62 45												

Non-Div I Games:

Oregon St.

■ Loss, ■ Non-Conf, S Site, H Home A Away N Neutral

Average RPI Win:	231	WON-LOST	WINNING	LAST 10	STRENGTH OF	OPP. STRENGTH	TEAM	ADJ.	CONF.	ADJ CONF.
Average RPI Loss:	88	RECORD	PCT. RANK	GAMES	SCHEDULE	OF SCHEDULE	RPI	RPI	RPI	RPI
DIV. I ONLY	2- 6	262	2- 6	151	80	237	237	9	9	
DIV. I NON-CONF.	2- 6	262	2- 6	151	81	238	238	9	9	
TOTALS	RPI 1-25	RPI 26-50	W-L RECORDS	RPI 51-100	RPI 101-150	RPI 150+				
2- 6	0- 1	0- 1	OVERALL	0- 2	0- 2	2- 0				
1- 4	0- 0	0- 1	HOME	0- 2	0- 1	1- 0				
1- 2	0- 1	0- 0	AWAY	0- 0	0- 1	1- 0				
0- 0	0- 0	0- 0	NEUTRAL	0- 0	0- 0	0- 0				
2- 6	0- 1	0- 1	NON-CONFERENCE	0- 2	0- 2	2- 0				
1- 4	0- 0	0- 1	HOME	0- 2	0- 1	1- 0				
1- 2	0- 1	0- 0	AWAY	0- 0	0- 1	1- 0				
0- 0	0- 0	0- 0	NEUTRAL	0- 0	0- 0	0- 0				
0- 0	0- 0	0- 0	CONFERENCE	0- 0	0- 0	0- 0				
0- 0	0- 0	0- 0	HOME	0- 0	0- 0	0- 0				
0- 0	0- 0	0- 0	AWAY	0- 0	0- 0	0- 0				
0- 0	0- 0	0- 0	NEUTRAL	0- 0	0- 0	0- 0				

RPI 1-25				RPI 26-50				RPI 51-100				RPI 101+ Team's RPI: 237			
RPI	S	Opponent	Score	RPI	S	Opponent	Score	RPI	S	Opponent	Score	RPI	S	Opponent	Score
24	A	UCLA	55 82	42	H	Marquette	75 89	95	H	Montana St.	66 72	119	A	Long Beach St.	58 66
								100	H	UC Davis	87 95	149	H	Fresno St.	67 74
												211	A	San Jose St.	99 96
												251	H	CSU Bakersfield	91 61
LAST 12 Division I GAMES:															
95	H	Montana St.	66 72	149	H	Fresno St.	67 74								
100	H	UC Davis	87 95	119	A	Long Beach St.	58 66								
211	A	San Jose St.	99 96	251	H	CSU Bakersfield	91 61								
24	A	UCLA	55 82	42	H	Marquette	75 89								

Non-Div I Games: UC Merced 111 50

Pacific

■ Loss,
 ■ Non-Conf, S Site,
 ■ Home
 ■ Away
 N Neutral

Average RPI Win:	289	WON-LOST	WINNING	LAST 10	STRENGTH OF	OPP. STRENGTH	TEAM	ADJ.	CONF.	ADJ CONF.
Average RPI Loss:	145	RECORD	PCT. RANK	GAMES	SCHEDULE	OF SCHEDULE	RPI	RPI	RPI	RPI
DIV. I ONLY	4- 4	156	4- 4	331	182	263	263	13	13	
DIV. I NON-CONF.	4- 4	159	4- 4	331	181	263	263	13	13	
TOTALS	RPI 1-25	RPI 26-50	W-L RECORDS	RPI 51-100	RPI 101-150	RPI 150+				
4- 4	0- 0	0- 1	OVERALL	0- 0	0- 0	4- 3				
0- 3	0- 0	0- 0	HOME	0- 0	0- 0	0- 3				
4- 1	0- 0	0- 1	AWAY	0- 0	0- 0	4- 0				
0- 0	0- 0	0- 0	NEUTRAL	0- 0	0- 0	0- 0				
4- 4	0- 0	0- 1	NON-CONFERENCE	0- 0	0- 0	4- 3				
0- 3	0- 0	0- 0	HOME	0- 0	0- 0	0- 3				
4- 1	0- 0	0- 1	AWAY	0- 0	0- 0	4- 0				
0- 0	0- 0	0- 0	NEUTRAL	0- 0	0- 0	0- 0				
0- 0	0- 0	0- 0	CONFERENCE	0- 0	0- 0	0- 0				
0- 0	0- 0	0- 0	HOME	0- 0	0- 0	0- 0				
0- 0	0- 0	0- 0	AWAY	0- 0	0- 0	0- 0				
0- 0	0- 0	0- 0	NEUTRAL	0- 0	0- 0	0- 0				

RPI 1-25			RPI 26-50			RPI 51-100			RPI 101+			Team's RPI: 263
RPI	S	Opponent	Score	RPI	S	Opponent	Score	RPI	S	Opponent	Score	
				28	A	Duke	55 68					
								158	H	La Salle	56 58	
								181	H	Saint Joseph's	53 57	
								212	H	Binghamton	48 61	
								240	A	Rhode Island	75 43	
								279	A	Richmond	47 44	
								299	A	Lafayette	64 47	
								337	A	Wagner	63 39	
LAST 12 Division I GAMES:												
279	A	Richmond	47 44	337	A	Wagner	63 39					
158	H	La Salle	56 58	299	A	Lafayette	64 47					
				181	H	Saint Joseph's	53 57					
				240	A	Rhode Island	75 43					
				212	H	Binghamton	48 61					
				28	A	Duke	55 68					

Non-Div I Games:

Penn

Average RPI Win:	191	WON-LOST	WINNING	LAST 10	STRENGTH OF	OPP. STRENGTH	TEAM	ADJ.	CONF.	ADJ CONF.
Average RPI Loss:	13	RECORD	PCT. RANK	GAMES	SCHEDULE	OF SCHEDULE	RPI	RPI	RPI	RPI
DIV. I ONLY	9- 2	33	9- 1	110	82	41	41	7	7	
DIV. I NON-CONF.	9- 2	33	9- 2	111	83	41	41	7	7	
TOTALS	RPI 1-25	RPI 26-50	W-L RECORDS	RPI 51-100	RPI 101-150	RPI 150+				
9- 2	0- 2	1- 0	OVERALL	0- 0	0- 0	8- 0				
6- 0	0- 0	1- 0	HOME	0- 0	0- 0	5- 0				
2- 1	0- 1	0- 0	AWAY	0- 0	0- 0	2- 0				
1- 1	0- 1	0- 0	NEUTRAL	0- 0	0- 0	1- 0				
9- 2	0- 2	1- 0	NON-CONFERENCE	0- 0	0- 0	8- 0				
6- 0	0- 0	1- 0	HOME	0- 0	0- 0	5- 0				
2- 1	0- 1	0- 0	AWAY	0- 0	0- 0	2- 0				
1- 1	0- 1	0- 0	NEUTRAL	0- 0	0- 0	1- 0				
0- 0	0- 0	0- 0	CONFERENCE	0- 0	0- 0	0- 0				
0- 0	0- 0	0- 0	HOME	0- 0	0- 0	0- 0				
0- 0	0- 0	0- 0	AWAY	0- 0	0- 0	0- 0				
0- 0	0- 0	0- 0	NEUTRAL	0- 0	0- 0	0- 0				

RPI S	Opponent	Score	RPI S	Opponent	Score	RPI S	Opponent	Score	RPI S	Opponent	Score
5 N	Georgetown	54 68	29 H	Tennessee	70 56				168 H	Pittsburgh	91 62
20 A	Drexel	60 83							172 A	Boston College	60 56
									178 N	Georgia St.	69 42
									190 H	Marshall	82 80
									191 H	Akron	84 71
									229 H	American	70 65
									239 H	Saint Peter's	106 50
									327 A	Holy Cross	84 48
LAST 12 Division I GAMES:											
229 H	American	70 65	178 N	Georgia St.	69 42						
168 H	Pittsburgh	91 62	29 H	Tennessee	70 56						
327 A	Holy Cross	84 48	191 H	Akron	84 71						
190 H	Marshall	82 80	239 H	Saint Peter's	106 50						
172 A	Boston College	60 56	20 A	Drexel	60 83						
5 N	Georgetown	54 68									

Non-Div I Games:

Penn St.

Pepperdine

Through Games Of Dec. 18, 2016

Average RPI Win:	349	WON-LOST	WINNING	LAST 10	STRENGTH OF	OPP. STRENGTH	TEAM	ADJ.	CONF.	ADJ CONF.
Average RPI Loss:	213	RECORD	PCT. RANK	GAMES	SCHEDULE	OF SCHEDULE	RPI	RPI	RPI	RPI
DIV. I ONLY	1- 9	323	1- 9	254	337	336	336	9	9	
DIV. I NON-CONF.	1- 9	323	1- 9	256	337	336	336	9	9	
TOTALS	RPI 1-25	RPI 26-50	W-L RECORDS	RPI 51-100	RPI 101-150	RPI 150+				
1- 9	0- 0	0- 1	OVERALL	0- 1	0- 1	1- 6				
0- 4	0- 0	0- 1	HOME	0- 1	0- 1	0- 1				
1- 5	0- 0	0- 0	AWAY	0- 0	0- 0	1- 5				
0- 0	0- 0	0- 0	NEUTRAL	0- 0	0- 0	0- 0				
1- 9	0- 0	0- 1	NON-CONFERENCE	0- 1	0- 1	1- 6				
0- 4	0- 0	0- 1	HOME	0- 1	0- 1	0- 1				
1- 5	0- 0	0- 0	AWAY	0- 0	0- 0	1- 5				
0- 0	0- 0	0- 0	NEUTRAL	0- 0	0- 0	0- 0				
0- 0	0- 0	0- 0	CONFERENCE	0- 0	0- 0	0- 0				
0- 0	0- 0	0- 0	HOME	0- 0	0- 0	0- 0				
0- 0	0- 0	0- 0	AWAY	0- 0	0- 0	0- 0				
0- 0	0- 0	0- 0	NEUTRAL	0- 0	0- 0	0- 0				

RPI S	Opponent	Score	RPI S	Opponent	Score	RPI S	Opponent	Score	RPI S	Opponent	Score	Team's RPI: 336
28	H Duke	65 99	63	H UNLV	61 68	119	H Long Beach St.	41 44	228	A New Mexico St.	66 75	
						249	H Nevada	60 69	287	A UC Santa Barbara	57 66	
						292	A Cal Poly	52 62	308	A Utah Valley	65 72	
						340	A Denver	67 75	349	A Cal St. Fullerton	69 58	
LAST 12 Division I GAMES:												
63	H UNLV	61 68	349	A Cal St. Fullerton	69 58	249	H Nevada	60 69	287	A UC Santa Barbara	57 66	
340	A Denver	67 75	292	A Cal Poly	52 62	119	H Long Beach St.	41 44				
292	A Cal Poly	52 62	308	A Utah Valley	65 72							
28	H Duke	65 99										
228	A New Mexico St.	66 75										

Non-Div I Games:

Pepperdine

Loss, Non-Conf, S Site, H Home A Away N Neutral

Average RPI Win: 252		WON-LOST	WINNING	LAST 10	STRENGTH OF	OPP. STRENGTH	TEAM	ADJ.	CONF.	ADJ CONF.
Average RPI Loss: 75		RECORD	PCT. RANK	GAMES	SCHEDULE	OF SCHEDULE	RPI	RPI	RPI	RPI
DIV. I ONLY		6- 3	99	6- 3	197	197	168	168	3	3
DIV. I NON-CONF.		6- 3	98	6- 3	197	196	169	169	3	3
TOTALS	RPI 1-25	RPI 26-50		W-L RECORDS	RPI 51-100		RPI 101-150		RPI 150+	
6- 3	0- 0	0- 2		OVERALL	0- 0		1- 1		5- 0	
6- 2	0- 0	0- 1		HOME	0- 0		1- 1		5- 0	
0- 1	0- 0	0- 1		AWAY	0- 0		0- 0		0- 0	
0- 0	0- 0	0- 0		NEUTRAL	0- 0		0- 0		0- 0	
6- 3	0- 0	0- 2		NON-CONFERENCE	0- 0		1- 1		5- 0	
6- 2	0- 0	0- 1		HOME	0- 0		1- 1		5- 0	
0- 1	0- 0	0- 1		AWAY	0- 0		0- 0		0- 0	
0- 0	0- 0	0- 0		NEUTRAL	0- 0		0- 0		0- 0	
0- 0	0- 0	0- 0		CONFERENCE	0- 0		0- 0		0- 0	
0- 0	0- 0	0- 0		HOME	0- 0		0- 0		0- 0	
0- 0	0- 0	0- 0		AWAY	0- 0		0- 0		0- 0	
0- 0	0- 0	0- 0		NEUTRAL	0- 0		0- 0		0- 0	

RPI 1-25				RPI 26-50				RPI 51-100				RPI 101+ Team's RPI: 168			
RPI	S	Opponent	Score	RPI	S	Opponent	Score	RPI	S	Opponent	Score	RPI	S	Opponent	Score
				41	A	Penn St.	62 91					123	H	Cornell	56 44
				43	H	Charlotte	63 70					141	H	Purdue	61 67
												225	H	Bryant	76 60
												238	H	Loyola Chicago	59 35
												261	H	Loyola Maryland	74 44
												331	H	Mt. St. Mary's	89 54
												332	H	Youngstown St.	63 50
LAST 12 Division I GAMES:															
				141	H	Purdue	61 67	41	A	Penn St.	62 91				
				123	H	Cornell	56 44	225	H	Bryant	76 60				
				261	H	Loyola Maryland	74 44	43	H	Charlotte	63 70				
				238	H	Loyola Chicago	59 35								
				332	H	Youngstown St.	63 50								
				331	H	Mt. St. Mary's	89 54								

Non-Div I Games:	Slippery Rock	94	48
------------------	---------------	----	----

Pittsburgh

■ Loss, ■ Non-Conf, S Site, H Home A Away N Neutral

Average RPI Win:	259	WON-LOST	WINNING	LAST 10	STRENGTH OF	OPP. STRENGTH	TEAM	ADJ.	CONF.	ADJ CONF.
Average RPI Loss:	88	RECORD	PCT. RANK	GAMES	SCHEDULE	OF SCHEDULE	RPI	RPI	RPI	RPI
DIV. I ONLY	1- 9	323	1- 8	15	226	196	196	9	9	
DIV. I NON-CONF.	1- 9	323	1- 9	15	226	197	197	9	9	
TOTALS	RPI 1-25	RPI 26-50	W-L RECORDS	RPI 51-100	RPI 101-150	RPI 150+				
1- 9	0- 2	0- 2	OVERALL	0- 3	0- 0	1- 2				
1- 2	0- 1	0- 0	HOME	0- 1	0- 0	1- 0				
0- 6	0- 1	0- 1	AWAY	0- 2	0- 0	0- 2				
0- 1	0- 0	0- 1	NEUTRAL	0- 0	0- 0	0- 0				
1- 9	0- 2	0- 2	NON-CONFERENCE	0- 3	0- 0	1- 2				
1- 2	0- 1	0- 0	HOME	0- 1	0- 0	1- 0				
0- 6	0- 1	0- 1	AWAY	0- 2	0- 0	0- 2				
0- 1	0- 0	0- 1	NEUTRAL	0- 0	0- 0	0- 0				
0- 0	0- 0	0- 0	CONFERENCE	0- 0	0- 0	0- 0				
0- 0	0- 0	0- 0	HOME	0- 0	0- 0	0- 0				
0- 0	0- 0	0- 0	AWAY	0- 0	0- 0	0- 0				
0- 0	0- 0	0- 0	NEUTRAL	0- 0	0- 0	0- 0				

RPI 1-25			RPI 26-50			RPI 51-100			RPI 101+			Team's RPI: 196
RPI	S	Opponent	Score	RPI	S	Opponent	Score	RPI	S	Opponent	Score	
14	H	Washington	53 83	46	A	Oregon	41 81	59	A	Oregon St.	45 62	154 A Weber St. 37 76
23	A	Boise St.	60 74	48	N	Southern California	54 67	95	H	Montana St.	66 70	249 A Nevada 59 72
								100	A	UC Davis	52 66	259 H Portland St. 79 68
LAST 12 Division I GAMES:												
48	N	Southern California	54 67	23	A	Boise St.	60 74	95	H	Montana St.	66 70	
59	A	Oregon St.	45 62	46	A	Oregon	41 81	154	A	Weber St.	37 76	
249	A	Nevada	59 72	100	A	UC Davis	52 66	259	H	Portland St.	79 68	
				14	H	Washington	53 83					

Non-Div I Games: Alas. Anchorage 66 57

Portland

■ Loss,
 ■ Non-Conf,
 ■ S Site,
 ■ H Home
 ■ A Away
 N Neutral

Average RPI Win:	316	WON-LOST	WINNING	LAST 10	STRENGTH OF	OPP. STRENGTH	TEAM	ADJ.	CONF.	ADJ CONF.
Average RPI Loss:	93	RECORD	PCT. RANK	GAMES	SCHEDULE	OF SCHEDULE	RPI	RPI	RPI	RPI
DIV. I ONLY	3- 4	197	3- 4	324	111	259	259	18	18	
DIV. I NON-CONF.	3- 4	197	3- 4	324	113	259	259	18	18	
TOTALS	RPI 1-25	RPI 26-50	W-L RECORDS	RPI 51-100	RPI 101-150	RPI 150+				
3- 4	0- 1	0- 1	OVERALL	0- 0	0- 1	3- 1				
2- 0	0- 0	0- 0	HOME	0- 0	0- 0	2- 0				
1- 3	0- 0	0- 0	AWAY	0- 0	0- 0	1- 0				
0- 1	0- 0	0- 1	NEUTRAL	0- 0	0- 0	0- 0				
3- 4	0- 1	0- 1	NON-CONFERENCE	0- 0	0- 1	3- 1				
2- 0	0- 0	0- 0	HOME	0- 0	0- 0	2- 0				
1- 3	0- 1	0- 0	AWAY	0- 0	0- 1	1- 1				
0- 1	0- 0	0- 1	NEUTRAL	0- 0	0- 0	0- 0				
0- 0	0- 0	0- 0	CONFERENCE	0- 0	0- 0	0- 0				
0- 0	0- 0	0- 0	HOME	0- 0	0- 0	0- 0				
0- 0	0- 0	0- 0	AWAY	0- 0	0- 0	0- 0				
0- 0	0- 0	0- 0	NEUTRAL	0- 0	0- 0	0- 0				

RPI 1-25			RPI 26-50			RPI 51-100			RPI 101+ Team's RPI: 259		
RPI S	Opponent	Score	RPI S	Opponent	Score	RPI S	Opponent	Score	RPI S	Opponent	Score
23 A	Boise St.	76 94	46 N	Oregon	46 90				106 A	CSUN	72 99
									196 A	Portland	68 79
									289 A	Seattle U	79 71
									309 H	UC Irvine	79 73
									349 H	Cal St. Fullerton	81 73
LAST 12 Division I GAMES:											
46 N	Oregon	46 90	309 H	UC Irvine	79 73						
349 H	Cal St. Fullerton	81 73	196 A	Portland	68 79						
			289 A	Seattle U	79 71						
			23 A	Boise St.	76 94						
			106 A	CSUN	72 99						

Non-Div I Games: Pacific Union 93 61

Portland St.

Prairie View

Through Games Of Dec. 18, 2016

Average RPI Win:	272	WON-LOST	WINNING	LAST 10	STRENGTH OF	OPP. STRENGTH	TEAM	ADJ.	CONF.	ADJ CONF.
Average RPI Loss:	93	RECORD	PCT. RANK	GAMES	SCHEDULE	OF SCHEDULE	RPI	RPI	RPI	RPI
DIV. I ONLY	5- 5	156	5- 5	214	205	170	170	30	30	
DIV. I NON-CONF.	5- 5	159	5- 5	212	205	170	170	30	30	
TOTALS	RPI 1-25	RPI 26-50	W-L RECORDS	RPI 51-100	RPI 101-150	RPI 150+				
5- 5	0- 1	0- 0	OVERALL	0- 2	0- 1	5- 1				
4- 0	0- 0	0- 0	HOME	0- 0	0- 0	4- 0				
0- 5	0- 0	0- 0	AWAY	0- 0	0- 0	0- 0				
1- 0	0- 0	0- 0	NEUTRAL	0- 0	0- 0	1- 0				
5- 5	0- 1	0- 0	NON-CONFERENCE	0- 2	0- 1	5- 1				
4- 0	0- 0	0- 0	HOME	0- 0	0- 0	4- 0				
0- 5	0- 1	0- 0	AWAY	0- 2	0- 1	0- 1				
1- 0	0- 0	0- 0	NEUTRAL	0- 0	0- 0	1- 0				
0- 0	0- 0	0- 0	CONFERENCE	0- 0	0- 0	0- 0				
0- 0	0- 0	0- 0	HOME	0- 0	0- 0	0- 0				
0- 0	0- 0	0- 0	AWAY	0- 0	0- 0	0- 0				
0- 0	0- 0	0- 0	NEUTRAL	0- 0	0- 0	0- 0				

RPI 1-25				RPI 26-50				RPI 51-100				RPI 101+ Team's RPI: 170			
RPI	S	Opponent	Score	RPI	S	Opponent	Score	RPI	S	Opponent	Score	RPI	S	Opponent	Score
17	A	DePaul	62 94					58	A	Texas Tech	43 85	122	A	Rice	57 68
								64	A	SMU	54 61	190	N	Marshall	78 68
												206	A	UTRGV	74 82
												268	H	Texas St.	64 60
												286	H	Sam Houston St.	75 65
												303	H	Nicholls St.	69 67
												312	H	Bethune-Cookman	66 64
LAST 12 Division I GAMES:															
17	A	DePaul	62 94	268	H	Texas St.	64 60	312	H	Bethune-Cookman	66 64				
286	H	Sam Houston St.	75 65	303	H	Nicholls St.	69 67	122	A	Rice	57 68				
58	A	Texas Tech	43 85												
190	N	Marshall	78 68												
206	A	UTRGV	74 82												
64	A	SMU	54 61												

Non-Div I Games:

Prairie View

Loss, Non-Conf, S Site, H Home A Away N Neutral

Presbyterian

Through Games Of Dec. 18, 2016

Average RPI Win:	321	WON-LOST	WINNING	LAST 10	STRENGTH OF	OPP. STRENGTH	TEAM	ADJ.	CONF.	ADJ CONF.
Average RPI Loss:	126	RECORD	PCT. RANK	GAMES	SCHEDULE	OF SCHEDULE	RPI	RPI	RPI	RPI
DIV. I ONLY	1- 7	308	1- 7	67	279	226	226	25	25	
DIV. I NON-CONF.	1- 7	307	1- 7	67	277	226	226	25	25	
TOTALS	RPI 1-25	RPI 26-50	W-L RECORDS	RPI 51-100	RPI 101-150	RPI 150+				
1- 7	0- 1	0- 1	OVERALL	0- 3	0- 0	1- 2				
0- 1	0- 0	0- 0	HOME	0- 0	0- 0	0- 1				
1- 5	0- 1	0- 1	AWAY	0- 3	0- 0	1- 0				
0- 1	0- 0	0- 0	NEUTRAL	0- 0	0- 0	0- 1				
1- 7	0- 1	0- 1	NON-CONFERENCE	0- 3	0- 0	1- 2				
0- 1	0- 0	0- 0	HOME	0- 0	0- 0	0- 1				
1- 5	0- 1	0- 1	AWAY	0- 3	0- 0	1- 0				
0- 1	0- 0	0- 0	NEUTRAL	0- 0	0- 0	0- 1				
0- 0	0- 0	0- 0	CONFERENCE	0- 0	0- 0	0- 0				
0- 0	0- 0	0- 0	HOME	0- 0	0- 0	0- 0				
0- 0	0- 0	0- 0	AWAY	0- 0	0- 0	0- 0				
0- 0	0- 0	0- 0	NEUTRAL	0- 0	0- 0	0- 0				

RPI 1-25			RPI 26-50			RPI 51-100			RPI 101+			Team's RPI: 226
RPI	S	Opponent	Score	RPI	S	Opponent	Score	RPI	S	Opponent	Score	
18	A	Virginia Tech	36 67	43	A	Charlotte	63 71	79	A	Gonzaga	39 79	267 N Texas Southern 62 74
								80	A	East Carolina	46 54	301 H USC Upstate 48 55
								91	A	Indiana	37 71	321 A UNCG 69 62
LAST 12 Division I GAMES:												
267	N	Texas Southern	62 74	321	A	UNCG	69 62					
43	A	Charlotte	63 71	79	A	Gonzaga	39 79					
18	A	Virginia Tech	36 67	80	A	East Carolina	46 54					
301	H	USC Upstate	48 55									
91	A	Indiana	37 71									

Non-Div I Games:

Presbyterian

Loss, Non-Conf, S Site, H Home A Away N Neutral

Average RPI Win: 243		WON-LOST	WINNING	LAST 10	STRENGTH OF	OPP. STRENGTH	TEAM	ADJ.	CONF.	ADJ CONF.
Average RPI Loss: 97		RECORD	PCT. RANK	GAMES	SCHEDULE	OF SCHEDULE	RPI	RPI	RPI	RPI
DIV. I ONLY		4- 6	203	4- 6	205	99	209	209	13	13
DIV. I NON-CONF.		4- 6	203	4- 6	203	101	210	210	13	13
TOTALS	RPI 1-25	RPI 26-50		W-L RECORDS		RPI 51-100	RPI 101-150	RPI 150+		
4- 6	0- 1	0- 0		OVERALL		0- 2	0- 2	4- 1		
3- 2	0- 0	0- 0		HOME		0- 1	0- 0	3- 1		
1- 4	0- 1	0- 0		AWAY		0- 1	0- 2	1- 0		
0- 0	0- 0	0- 0		NEUTRAL		0- 0	0- 0	0- 0		
4- 6	0- 1	0- 0		NON-CONFERENCE		0- 2	0- 2	4- 1		
3- 2	0- 0	0- 0		HOME		0- 1	0- 0	3- 1		
1- 4	0- 1	0- 0		AWAY		0- 1	0- 2	1- 0		
0- 0	0- 0	0- 0		NEUTRAL		0- 0	0- 0	0- 0		
0- 0	0- 0	0- 0		CONFERENCE		0- 0	0- 0	0- 0		
0- 0	0- 0	0- 0		HOME		0- 0	0- 0	0- 0		
0- 0	0- 0	0- 0		AWAY		0- 0	0- 0	0- 0		
0- 0	0- 0	0- 0		NEUTRAL		0- 0	0- 0	0- 0		

RPI 1-25				RPI 26-50				RPI 51-100				RPI 101+				Team's RPI: 209	
RPI	S	Opponent	Score	RPI	S	Opponent	Score	RPI	S	Opponent	Score	RPI	S	Opponent	Score		
15	A	Kansas St.	42 60					88	H	Rider	62 70	107	A	Fordham	55 57		
								94	A	George Washington	45 56	124	A	Delaware	62 66		
												151	H	Dayton	56 62		
												162	H	Seton Hall	94 67		
												205	H	Rutgers	64 34		
												299	H	Lafayette	65 27		
												306	A	UMBC	69 58		
LAST 12 Division I GAMES:																	
				15	A	Kansas St.	42 60					107	A	Fordham	55 57		
				151	H	Dayton	56 62					299	H	Lafayette	65 27		
				94	A	George Washington	45 56					162	H	Seton Hall	94 67		
				88	H	Rider	62 70					306	A	UMBC	69 58		
												205	H	Rutgers	64 34		
												124	A	Delaware	62 66		

Non-Div I Games:

Princeton

Loss, Non-Conf, S Site, H Home A Away N Neutral

RPI 1-25				RPI 26-50				RPI 51-100				RPI 101+				Team's RPI: 118	
RPI	S	Opponent	Score	RPI	S	Opponent	Score	RPI	S	Opponent	Score	RPI	S	Opponent	Score		
												172	A	Boston College	53	57	
												182	A	Hartford	77	65	
												183	A	Columbia	64	66	
												197	A	UNCW	65	49	
												203	A	Brown	70	77	
												212	H	Binghamton	71	58	
												225	N	Bryant	62	51	
												247	H	Colgate	92	85	
												258	N	Miami (OH)	75	59	
												322	H	North Dakota St.	86	63	
LAST 12 Division I GAMES:																	
172	A	Boston College	53	57	225	N	Bryant	62	51								
183	A	Columbia	64	66	258	N	Miami (OH)	75	59								
203	A	Brown	70	77	197	A	UNCW	65	49								
247	H	Colgate	92	85	182	A	Hartford	77	65								
					212	H	Binghamton	71	58								
					322	H	North Dakota St.	86	63								

Providence

Average RPI Win:	245	WON-LOST	WINNING	LAST 10	STRENGTH OF	OPP. STRENGTH	TEAM	ADJ.	CONF.	ADJ CONF.
Average RPI Loss:	115	RECORD	PCT. RANK	GAMES	SCHEDULE	OF SCHEDULE	RPI	RPI	RPI	RPI
DIV. I ONLY	9- 4	98	8- 2	237	231	141	141	7	7	
DIV. I NON-CONF.	9- 4	97	9- 3	238	230	143	143	7	7	
TOTALS	RPI 1-25	RPI 26-50	W-L RECORDS	RPI 51-100	RPI 101-150	RPI 150+				
9- 4	0- 0	0- 0	OVERALL	0- 2	0- 1	9- 1				
5- 1	0- 0	0- 0	HOME	0- 0	0- 0	5- 1				
2- 1	0- 0	0- 0	AWAY	0- 1	0- 0	2- 0				
2- 2	0- 0	0- 0	NEUTRAL	0- 1	0- 1	2- 0				
9- 4	0- 0	0- 0	NON-CONFERENCE	0- 2	0- 1	9- 1				
5- 1	0- 0	0- 0	HOME	0- 0	0- 0	5- 1				
2- 1	0- 0	0- 0	AWAY	0- 1	0- 0	2- 0				
2- 2	0- 0	0- 0	NEUTRAL	0- 1	0- 1	2- 0				
0- 0	0- 0	0- 0	CONFERENCE	0- 0	0- 0	0- 0				
0- 0	0- 0	0- 0	HOME	0- 0	0- 0	0- 0				
0- 0	0- 0	0- 0	AWAY	0- 0	0- 0	0- 0				
0- 0	0- 0	0- 0	NEUTRAL	0- 0	0- 0	0- 0				

RPI S	Opponent	Score	RPI S	Opponent	Score	RPI S	Opponent	Score	RPI S	Opponent	Score	Team's RPI: 141
						54 N	Stanford	69 78	130 N	Villanova	44 58	
						77 A	Maine	47 67	168 A	Pittsburgh	67 61	
									193 H	Central Mich.	62 51	
									199 H	Southern Ill.	61 64	
									216 N	Wichita St.	86 49	
									232 N	Northeastern	79 54	
									246 H	Eastern Mich.	77 50	
									247 H	Colgate	71 51	
									265 A	Ball St.	58 42	
									301 H	USC Upstate	71 41	
									339 H	N.C. Central	61 27	
LAST 12 Division I GAMES:												
246 H	Eastern Mich.	77 50	168 A	Pittsburgh	67 61							
339 H	N.C. Central	61 27	54 N	Stanford	69 78							
265 A	Ball St.	58 42	232 N	Northeastern	79 54							
193 H	Central Mich.	62 51	216 N	Wichita St.	86 49							
247 H	Colgate	71 51	199 H	Southern Ill.	61 64							
130 N	Villanova	44 58	301 H	USC Upstate	71 41							

Non-Div I Games:

Purdue

Quinnipiac

Through Games Of Dec. 18, 2016

Average RPI Win:	230	WON-LOST	WINNING	LAST 10	STRENGTH OF	OPP. STRENGTH	TEAM	ADJ.	CONF.	ADJ CONF.
Average RPI Loss:	39	RECORD	PCT. RANK	GAMES	SCHEDULE	OF SCHEDULE	RPI	RPI	RPI	RPI
DIV. I ONLY	7- 2	54	7- 2	257	119	108	108	17	17	
DIV. I NON-CONF.	5- 2	79	5- 2	163	117	87	87	17	17	
TOTALS	RPI 1-25	RPI 26-50	W-L RECORDS	RPI 51-100	RPI 101-150	RPI 150+				
7- 2	0- 0	0- 2	OVERALL	0- 0	0- 0	7- 0				
3- 1	0- 0	0- 1	HOME	0- 0	0- 0	3- 0				
4- 1	0- 0	0- 0	AWAY	0- 0	0- 0	4- 0				
0- 0	0- 0	0- 0	NEUTRAL	0- 0	0- 0	0- 0				
5- 2	0- 0	0- 2	NON-CONFERENCE	0- 0	0- 0	5- 0				
2- 1	0- 0	0- 1	HOME	0- 0	0- 0	2- 0				
3- 1	0- 0	0- 1	AWAY	0- 0	0- 0	3- 0				
0- 0	0- 0	0- 0	NEUTRAL	0- 0	0- 0	0- 0				
2- 0	0- 0	0- 0	CONFERENCE	0- 0	0- 0	2- 0				
1- 0	0- 0	0- 0	HOME	0- 0	0- 0	1- 0				
1- 0	0- 0	0- 0	AWAY	0- 0	0- 0	1- 0				
0- 0	0- 0	0- 0	NEUTRAL	0- 0	0- 0	0- 0				

RPI 1-25			RPI 26-50			RPI 51-100			RPI 101+			Team's RPI: 108
RPI	S	Opponent	Score	RPI	S	Opponent	Score	RPI	S	Opponent	Score	
				30	H	Michigan St.	54 71					
				47	A	Temple	68 71					
LAST 12 Division I GAMES:												
182	A	Hartford	82 59	232	H	Northeastern	76 59	151	A	Dayton	63 60	
30	H	Michigan St.	54 71	327	A	Holy Cross	78 55	182	A	Hartford	82 59	
295	H	Siena	73 47	151	A	Dayton	63 60	186	H	FGCU	66 56	
239	A	Saint Peter's	84 51	186	H	FGCU	66 56	232	H	Northeastern	76 59	
47	A	Temple	68 71					239	A	Saint Peter's	84 51	
								295	H	Siena	73 47	
								327	A	Holy Cross	78 55	

Non-Div I Games:

Quinnipiac

Average RPI Win:	248	WON-LOST	WINNING	LAST 10	STRENGTH OF	OPP. STRENGTH	TEAM	ADJ.	CONF.	ADJ CONF.
Average RPI Loss:	59	RECORD	PCT. RANK	GAMES	SCHEDULE	OF SCHEDULE	RPI	RPI	RPI	RPI
DIV. I ONLY	6- 2	64	6- 2	277	122	98	98	25	25	
DIV. I NON-CONF.	6- 2	63	6- 2	277	126	97	97	25	25	
TOTALS	RPI 1-25	RPI 26-50	W-L RECORDS	RPI 51-100	RPI 101-150	RPI 150+				
6- 2	0- 1	0- 0	OVERALL	1- 0	0- 1	5- 0				
2- 0	0- 0	0- 0	HOME	0- 0	0- 0	2- 0				
4- 2	0- 0	0- 0	AWAY	1- 0	0- 0	3- 0				
0- 0	0- 0	0- 0	NEUTRAL	0- 0	0- 0	0- 0				
6- 2	0- 1	0- 0	NON-CONFERENCE	1- 0	0- 1	5- 0				
2- 0	0- 0	0- 0	HOME	0- 0	0- 0	2- 0				
4- 2	0- 1	0- 0	AWAY	1- 0	0- 1	3- 0				
0- 0	0- 0	0- 0	NEUTRAL	0- 0	0- 0	0- 0				
0- 0	0- 0	0- 0	CONFERENCE	0- 0	0- 0	0- 0				
0- 0	0- 0	0- 0	HOME	0- 0	0- 0	0- 0				
0- 0	0- 0	0- 0	AWAY	0- 0	0- 0	0- 0				
0- 0	0- 0	0- 0	NEUTRAL	0- 0	0- 0	0- 0				

RPI 1-25				RPI 26-50				RPI 51-100 Team's RPI: 98				RPI 101+			
RPI	S	Opponent	Score	RPI	S	Opponent	Score	RPI	S	Opponent	Score	RPI	S	Opponent	Score
8	A	Kentucky	36 59					60	A	Wake Forest	68 60	110	A	George Mason	56 70
												241	A	Appalachian St.	57 54
												257	H	Western Caro.	67 39
												290	A	Davidson	44 40
												318	H	Tennessee Tech	79 46
												321	A	UNCG	70 54
LAST 12 Division I GAMES:															
257	H	Western Caro.	67 39	8	A	Kentucky	36 59	60	A	Wake Forest	68 60				
241	A	Appalachian St.	57 54												
321	A	UNCG	70 54												
318	H	Tennessee Tech	79 46												
290	A	Davidson	44 40												
110	A	George Mason	56 70												

Non-Div I Games: Davis & Elkins 67 57

Radford

Average RPI Win: 271		WON-LOST	WINNING	LAST 10	STRENGTH OF	OPP. STRENGTH	TEAM	ADJ.	CONF.	ADJ CONF.
Average RPI Loss: 168		RECORD	PCT. RANK	GAMES	SCHEDULE	OF SCHEDULE	RPI	RPI	RPI	RPI
DIV. I ONLY		4- 8	235	3- 7	167	319	240	240	14	14
DIV. I NON-CONF.		4- 8	235	4- 8	168	319	240	240	14	14
TOTALS	RPI 1-25	RPI 26-50		W-L RECORDS		RPI 51-100	RPI 101-150	RPI 150+		
4- 8	0- 0	0- 1		OVERALL		0- 1	0- 2	4- 4		
2- 3	0- 0	0- 1		HOME		0- 0	0- 0	2- 2		
2- 4	0- 0	0- 0		AWAY		0- 1	0- 2	2- 1		
0- 1	0- 0	0- 0		NEUTRAL		0- 0	0- 0	0- 1		
4- 8	0- 0	0- 1		NON-CONFERENCE		0- 1	0- 2	4- 4		
2- 3	0- 0	0- 1		HOME		0- 0	0- 0	2- 2		
2- 4	0- 0	0- 0		AWAY		0- 1	0- 2	2- 1		
0- 1	0- 0	0- 0		NEUTRAL		0- 0	0- 0	0- 1		
0- 0	0- 0	0- 0		CONFERENCE		0- 0	0- 0	0- 0		
0- 0	0- 0	0- 0		HOME		0- 0	0- 0	0- 0		
0- 0	0- 0	0- 0		AWAY		0- 0	0- 0	0- 0		
0- 0	0- 0	0- 0		NEUTRAL		0- 0	0- 0	0- 0		

RPI 1-25				RPI 26-50				RPI 51-100				RPI 101+				Team's RPI: 240	
RPI	S	Opponent	Score	RPI	S	Opponent	Score	RPI	S	Opponent	Score	RPI	S	Opponent	Score		
				30	H	Michigan St.	48 85	95	A	Syracuse	49 95	117	A	Toledo	50 65		
												146	A	Kansas	36 72		
												195	H	Samford	78 63		
												203	A	Brown	65 76		
												225	N	Bryant	56 62		
												262	H	Dartmouth	52 62		
												263	H	Penn	43 75		
												271	A	Fairfield	72 65		
												278	H	Marist	82 61		
												341	A	UMass Lowell	64 57		
LAST 12 Division I GAMES:																	
				271	A	Fairfield	72 65	262	H	Dartmouth	52 62						
				195	H	Samford	78 63	146	A	Kansas	36 72						
				263	H	Penn	43 75	30	H	Michigan St.	48 85						
				117	A	Toledo	50 65	225	N	Bryant	56 62						
				278	H	Marist	82 61	203	A	Brown	65 76						
				95	A	Syracuse	49 95	341	A	UMass Lowell	64 57						

Non-Div I Games:

Rhode Island

Loss, Non-Conf, S Site, H Home A Away N Neutral

Average RPI Win:	269	WON-LOST	WINNING	LAST 10	STRENGTH OF	OPP. STRENGTH	TEAM	ADJ.	CONF.	ADJ CONF.
Average RPI Loss:	10	RECORD	PCT. RANK	GAMES	SCHEDULE	OF SCHEDULE	RPI	RPI	RPI	RPI
DIV. I ONLY	8- 2	40	8- 2	316	174	122	122	12	12	
DIV. I NON-CONF.	8- 2	40	8- 2	317	175	123	123	12	12	
TOTALS	RPI 1-25	RPI 26-50	W-L RECORDS	RPI 51-100	RPI 101-150	RPI 150+				
8- 2	0- 2	0- 0	OVERALL	0- 0	1- 0	7- 0				
4- 0	0- 0	0- 0	HOME	0- 0	1- 0	3- 0				
4- 2	0- 2	0- 0	AWAY	0- 0	0- 0	4- 0				
0- 0	0- 0	0- 0	NEUTRAL	0- 0	0- 0	0- 0				
8- 2	0- 2	0- 0	NON-CONFERENCE	0- 0	1- 0	7- 0				
4- 0	0- 0	0- 0	HOME	0- 0	1- 0	3- 0				
4- 2	0- 2	0- 0	AWAY	0- 0	0- 0	4- 0				
0- 0	0- 0	0- 0	NEUTRAL	0- 0	0- 0	0- 0				
0- 0	0- 0	0- 0	CONFERENCE	0- 0	0- 0	0- 0				
0- 0	0- 0	0- 0	HOME	0- 0	0- 0	0- 0				
0- 0	0- 0	0- 0	AWAY	0- 0	0- 0	0- 0				
0- 0	0- 0	0- 0	NEUTRAL	0- 0	0- 0	0- 0				

RPI	S	Opponent	Score
7	A	LSU	55 66
13	A	Oklahoma St.	51 65

RPI	S	Opponent	Score
-----	---	----------	-------

RPI	S	Opponent	Score
-----	---	----------	-------

RPI	S	Opponent	Score	Team's RPI: 122
139	H	Grand Canyon	64 50	
170	H	Prairie View	68 57	
267	A	Texas Southern	52 49	
269	H	A&M-Corpus Christi	70 36	
286	H	Sam Houston St.	77 51	
328	A	Houston Baptist	79 53	
346	A	Incarnate Word	60 43	
347	A	La.-Monroe	93 50	

LAST 12 Division I GAMES:

139	H	Grand Canyon	64 50	347	A	La.-Monroe	93 50
328	A	Houston Baptist	79 53	269	H	A&M-Corpus Christi	70 36
7	A	LSU	55 66	267	A	Texas Southern	52 49
170	H	Prairie View	68 57	346	A	Incarnate Word	60 43
				286	H	Sam Houston St.	77 51
				13	A	Oklahoma St.	51 65

Non-Div I Games:

Rice

Average RPI Win:	300	WON-LOST	WINNING	LAST 10	STRENGTH OF	OPP. STRENGTH	TEAM	ADJ.	CONF.	ADJ CONF.
Average RPI Loss:	148	RECORD	PCT. RANK	GAMES	SCHEDULE	OF SCHEDULE	RPI	RPI	RPI	RPI
DIV. I ONLY	4- 7	230	4- 6	243	305	279	279	14	14	
DIV. I NON-CONF.	4- 7	231	4- 7	244	305	277	277	14	14	
TOTALS	RPI 1-25	RPI 26-50	W-L RECORDS	RPI 51-100	RPI 101-150	RPI 150+				
4- 7	0- 0	0- 0	OVERALL	0- 2	0- 2	4- 3				
1- 4	0- 0	0- 0	HOME	0- 1	0- 1	1- 2				
1- 2	0- 0	0- 0	AWAY	0- 1	0- 1	1- 0				
2- 1	0- 0	0- 0	NEUTRAL	0- 0	0- 0	2- 1				
4- 7	0- 0	0- 0	NON-CONFERENCE	0- 2	0- 2	4- 3				
1- 4	0- 0	0- 0	HOME	0- 1	0- 1	1- 2				
1- 2	0- 0	0- 0	AWAY	0- 1	0- 1	1- 0				
2- 1	0- 0	0- 0	NEUTRAL	0- 0	0- 0	2- 1				
0- 0	0- 0	0- 0	CONFERENCE	0- 0	0- 0	0- 0				
0- 0	0- 0	0- 0	HOME	0- 0	0- 0	0- 0				
0- 0	0- 0	0- 0	AWAY	0- 0	0- 0	0- 0				
0- 0	0- 0	0- 0	NEUTRAL	0- 0	0- 0	0- 0				

RPI 1-25			RPI 26-50			RPI 51-100			RPI 101+			Team's RPI: 279
RPI	S	Opponent	Score	RPI	S	Opponent	Score	RPI	S	Opponent	Score	
						80 H East Carolina	60 71	121 A William & Mary	39 67			
						87 A Hampton	45 72	134 H Virginia	56 63			
								166 N Cleveland St.	65 69			
								183 H Columbia	58 65			
								241 H Appalachian St.	55 46			
								263 H Penn	44 47			
								277 A Fla. Atlantic	77 67			
								333 N Liberty	63 54			
								348 N Florida A&M	64 51			
LAST 12 Division I GAMES:												
						80 H East Carolina	60 71	263 H Penn	44 47			
						87 A Hampton	45 72	166 N Cleveland St.	65 69			
						121 A William & Mary	39 67	333 N Liberty	63 54			
						134 H Virginia	56 63	277 A Fla. Atlantic	77 67			
						183 H Columbia	58 65	348 N Florida A&M	64 51			
								241 H Appalachian St.	55 46			

Non-Div I Games:

Richmond

 Loss,
 Non-Conf,
 S Site,
 H Home
 A Away
N Neutral

Average RPI Win: 210		WON-LOST	WINNING	LAST 10	STRENGTH OF	OPP. STRENGTH	TEAM	ADJ.	CONF.	ADJ CONF.
Average RPI Loss: 154		RECORD	PCT. RANK	GAMES	SCHEDULE	OF SCHEDULE	RPI	RPI	RPI	RPI
DIV. I ONLY		7- 3	83	7- 3	203	238	88	88	17	17
DIV. I NON-CONF.		5- 3	118	5- 3	148	301	104	104	17	17
TOTALS	RPI 1-25	RPI 26-50		W-L RECORDS		RPI 51-100	RPI 101-150	RPI 150+		
7- 3	0- 0	0- 0		OVERALL		1- 1	0- 0	6- 2		
2- 0	0- 0	0- 0		HOME		0- 0	0- 0	2- 0		
5- 2	0- 0	0- 0		AWAY		1- 1	0- 0	4- 1		
0- 1	0- 0	0- 0		NEUTRAL		0- 0	0- 0	0- 1		
5- 3	0- 0	0- 0		NON-CONFERENCE		0- 1	0- 0	5- 2		
2- 0	0- 0	0- 0		HOME		0- 0	0- 0	2- 0		
3- 2	0- 0	0- 0		AWAY		0- 1	0- 0	3- 1		
0- 1	0- 0	0- 0		NEUTRAL		0- 0	0- 0	0- 1		
2- 0	0- 0	0- 0		CONFERENCE		1- 0	0- 0	1- 0		
0- 0	0- 0	0- 0		HOME		0- 0	0- 0	0- 0		
2- 0	0- 0	0- 0		AWAY		1- 0	0- 0	1- 0		
0- 0	0- 0	0- 0		NEUTRAL		0- 0	0- 0	0- 0		

RPI 1-25				RPI 26-50				RPI 51-100				Team's RPI: 88				RPI 101+			
RPI	S	Opponent	Score	RPI	S	Opponent	Score	RPI	S	Opponent	Score	RPI	S	Opponent	Score	RPI	S	Opponent	Score
								76	A	Niagara	78 58	158	H	La Salle	74 61				
								86	A	UCF	30 49					162	A	Seton Hall	81 89
																179	A	Towson	79 75
																209	A	Princeton	70 62
																215	N	St. Bonaventure	47 60
																273	A	Canisius	71 70
																276	A	Lehigh	75 68
																299	H	Lafayette	76 58
LAST 12 Division I GAMES:																			
								162	A	Seton Hall	81 89					76	A	Niagara	78 58
								179	A	Towson	79 75					273	A	Canisius	71 70
								276	A	Lehigh	75 68					215	N	St. Bonaventure	47 60
								209	A	Princeton	70 62					86	A	UCF	30 49
																158	H	La Salle	74 61
																299	H	Lafayette	76 58

Non-Div I Games:

Rider

■ Loss, ■ Non-Conf, S Site, H Home A Away N Neutral

Average RPI Win:	277	WON-LOST	WINNING	LAST 10	STRENGTH OF	OPP. STRENGTH	TEAM	ADJ.	CONF.	ADJ CONF.
Average RPI Loss:	130	RECORD	PCT. RANK	GAMES	SCHEDULE	OF SCHEDULE	RPI	RPI	RPI	RPI
DIV. I ONLY	4- 6	203	4- 6	248	239	208	208	32	32	
DIV. I NON-CONF.	4- 6	203	4- 6	250	237	209	209	32	32	
TOTALS	RPI 1-25	RPI 26-50	W-L RECORDS	RPI 51-100	RPI 101-150	RPI 150+				
4- 6	0- 0	0- 1	OVERALL	0- 1	0- 2	4- 2				
1- 1	0- 0	0- 0	HOME	0- 0	0- 0	1- 1				
3- 4	0- 0	0- 1	AWAY	0- 1	0- 1	3- 1				
0- 1	0- 0	0- 0	NEUTRAL	0- 0	0- 1	0- 0				
4- 6	0- 0	0- 1	NON-CONFERENCE	0- 1	0- 2	4- 2				
1- 1	0- 0	0- 0	HOME	0- 0	0- 0	1- 1				
3- 4	0- 0	0- 1	AWAY	0- 1	0- 1	3- 1				
0- 1	0- 0	0- 0	NEUTRAL	0- 0	0- 1	0- 0				
0- 0	0- 0	0- 0	CONFERENCE	0- 0	0- 0	0- 0				
0- 0	0- 0	0- 0	HOME	0- 0	0- 0	0- 0				
0- 0	0- 0	0- 0	AWAY	0- 0	0- 0	0- 0				
0- 0	0- 0	0- 0	NEUTRAL	0- 0	0- 0	0- 0				

RPI 1-25				RPI 26-50				RPI 51-100				RPI 101+				Team's RPI: 208	
RPI	S	Opponent	Score	RPI	S	Opponent	Score	RPI	S	Opponent	Score	RPI	S	Opponent	Score		
				44	A	Vanderbilt	59 75	61	A	Iowa	60 81	124	A	Delaware	65 67		
												143	N	Stetson	60 68		
												184	A	FIU	57 59		
												222	H	Monmouth	56 69		
												230	A	Kent St.	68 65		
												235	H	Howard	59 42		
												299	A	Lafayette	62 51		
												344	A	Morgan St.	58 44		
LAST 12 Division I GAMES:																	
				344	A	Morgan St.	58 44	143	N	Stetson	60 68						
				61	A	Iowa	60 81	44	A	Vanderbilt	59 75						
				235	H	Howard	59 42	230	A	Kent St.	68 65						
				124	A	Delaware	65 67	299	A	Lafayette	62 51						
				184	A	FIU	57 59	222	H	Monmouth	56 69						

Non-Div I Games: Point Park 69 52

Robert Morris

Average RPI Win:	152	WON-LOST	WINNING	LAST 10	STRENGTH OF	OPP. STRENGTH	TEAM	ADJ.	CONF.	ADJ CONF.
Average RPI Loss:	103	RECORD	PCT. RANK	GAMES	SCHEDULE	OF SCHEDULE	RPI	RPI	RPI	RPI
DIV. I ONLY	3- 10	272	3- 7	44	139	205	205	7	7	
DIV. I NON-CONF.	3- 10	272	3- 9	44	142	206	206	7	7	
TOTALS	RPI 1-25	RPI 26-50	W-L RECORDS	RPI 51-100	RPI 101-150	RPI 150+				
3- 10	0- 0	0- 3	OVERALL	1- 2	0- 3	2- 2				
3- 4	0- 0	0- 2	HOME	1- 0	0- 2	2- 0				
0- 6	0- 0	0- 1	AWAY	0- 2	0- 1	0- 2				
0- 0	0- 0	0- 0	NEUTRAL	0- 0	0- 0	0- 0				
3- 10	0- 0	0- 3	NON-CONFERENCE	1- 2	0- 3	2- 2				
3- 4	0- 0	0- 2	HOME	1- 0	0- 2	2- 0				
0- 6	0- 0	0- 1	AWAY	0- 2	0- 1	0- 2				
0- 0	0- 0	0- 0	NEUTRAL	0- 0	0- 0	0- 0				
0- 0	0- 0	0- 0	CONFERENCE	0- 0	0- 0	0- 0				
0- 0	0- 0	0- 0	HOME	0- 0	0- 0	0- 0				
0- 0	0- 0	0- 0	AWAY	0- 0	0- 0	0- 0				
0- 0	0- 0	0- 0	NEUTRAL	0- 0	0- 0	0- 0				

RPI S	Opponent	Score	RPI S	Opponent	Score	RPI S	Opponent	Score	RPI S	Opponent	Score	Team's RPI: 205
28	H Duke	32 68	60	A Wake Forest	43 55	116	H Chattanooga	53 66				
36	A Elon	54 66	68	H Bucknell	57 53	134	A Virginia	54 62				
47	H Temple	37 48	85	A St. John's (NY)	39 65	135	H James Madison	76 82				
						162	H Seton Hall	53 45				
						175	A Houston	51 53				
						209	A Princeton	34 64				
						225	H Bryant	50 42				
LAST 12 Division I GAMES:												
162	H Seton Hall	53 45	47	H Temple	37 48							
175	A Houston	51 53	225	H Bryant	50 42							
85	A St. John's (NY)	39 65	209	A Princeton	34 64							
135	H James Madison	76 82	134	A Virginia	54 62							
68	H Bucknell	57 53	60	A Wake Forest	43 55							
28	H Duke	32 68	36	A Elon	54 66							

Non-Div I Games:

Rutgers

■ Loss,
 ■ Non-Conf,
 ■ S Site,
 ■ H Home
 ■ A Away
 N Neutral

Average RPI Win:	198	WON-LOST	WINNING	LAST 10	STRENGTH OF	OPP. STRENGTH	TEAM	ADJ.	CONF.	ADJ CONF.
Average RPI Loss:	45	RECORD	PCT. RANK	GAMES	SCHEDULE	OF SCHEDULE	RPI	RPI	RPI	RPI
DIV. I ONLY	5- 2	80	5- 2	132	86	49	49	27	27	
DIV. I NON-CONF.	5- 2	79	5- 2	132	88	49	49	27	27	
TOTALS	RPI 1-25	RPI 26-50	W-L RECORDS	RPI 51-100	RPI 101-150	RPI 150+				
5- 2	0- 0	0- 1	OVERALL	1- 1	1- 0	3- 0				
1- 0	0- 0	0- 0	HOME	0- 0	0- 0	1- 0				
4- 2	0- 0	0- 1	AWAY	1- 1	1- 0	2- 0				
0- 0	0- 0	0- 0	NEUTRAL	0- 0	0- 0	0- 0				
5- 2	0- 0	0- 1	NON-CONFERENCE	1- 1	1- 0	3- 0				
1- 0	0- 0	0- 0	HOME	0- 0	0- 0	1- 0				
4- 2	0- 0	0- 1	AWAY	1- 1	1- 0	2- 0				
0- 0	0- 0	0- 0	NEUTRAL	0- 0	0- 0	0- 0				
0- 0	0- 0	0- 0	CONFERENCE	0- 0	0- 0	0- 0				
0- 0	0- 0	0- 0	HOME	0- 0	0- 0	0- 0				
0- 0	0- 0	0- 0	AWAY	0- 0	0- 0	0- 0				
0- 0	0- 0	0- 0	NEUTRAL	0- 0	0- 0	0- 0				

RPI 1-25				RPI 26-50				Team's RPI: 49				RPI 51-100				RPI 101+			
RPI	S	Opponent	Score	RPI	S	Opponent	Score	RPI	S	Opponent	Score	RPI	S	Opponent	Score	RPI	S	Opponent	Score
				37	A	Texas A&M	48 63					52	A	UT Arlington	65 60	110	A	George Mason	77 76
												53	A	South Dakota	74 80	200	A	Louisiana Tech	60 58
																285	A	Coppin St.	72 57
																345	H	Montana	54 46
LAST 12 Division I GAMES:																			
				200	A	Louisiana Tech	60 58					345	H	Montana	54 46				
				52	A	UT Arlington	65 60												
				285	A	Coppin St.	72 57												
				110	A	George Mason	77 76												
				37	A	Texas A&M	48 63												
				53	A	South Dakota	74 80												

Non-Div I Games: Okla. Panhandle 77 43 Tex. Permian Basin 89 70 LSU-Shreveport 93 56

SFA

Loss, Non-Conf, S Site, H Home A Away N Neutral

Average RPI Win:	254	WON-LOST	WINNING	LAST 10	STRENGTH OF	OPP. STRENGTH	TEAM	ADJ.	CONF.	ADJ CONF.
Average RPI Loss:	92	RECORD	PCT. RANK	GAMES	SCHEDULE	OF SCHEDULE	RPI	RPI	RPI	RPI
DIV. I ONLY	2- 7	274	2- 7	18	290	164	164	29	29	
DIV. I NON-CONF.	2- 7	274	2- 7	18	289	165	165	29	29	
TOTALS	RPI 1-25	RPI 26-50	W-L RECORDS	RPI 51-100	RPI 101-150	RPI 150+				
2- 7	0- 0	0- 1	OVERALL	0- 3	0- 2	2- 1				
1- 1	0- 0	0- 0	HOME	0- 0	0- 1	1- 0				
0- 4	0- 0	0- 0	AWAY	0- 2	0- 1	0- 1				
1- 2	0- 0	0- 1	NEUTRAL	0- 1	0- 0	1- 0				
2- 7	0- 0	0- 1	NON-CONFERENCE	0- 3	0- 2	2- 1				
1- 1	0- 0	0- 0	HOME	0- 0	0- 1	1- 0				
0- 4	0- 0	0- 0	AWAY	0- 2	0- 1	0- 1				
1- 2	0- 0	0- 1	NEUTRAL	0- 1	0- 0	1- 0				
0- 0	0- 0	0- 0	CONFERENCE	0- 0	0- 0	0- 0				
0- 0	0- 0	0- 0	HOME	0- 0	0- 0	0- 0				
0- 0	0- 0	0- 0	AWAY	0- 0	0- 0	0- 0				
0- 0	0- 0	0- 0	NEUTRAL	0- 0	0- 0	0- 0				

RPI 1-25				RPI 26-50				RPI 51-100				RPI 101+				Team's RPI: 164	
RPI	S	Opponent	Score	RPI	S	Opponent	Score	RPI	S	Opponent	Score	RPI	S	Opponent	Score		
				44	N	Vanderbilt	63 73	53	N	South Dakota	68 75	105	H	Western Ill.	74 76		
								57	A	Missouri	60 72	131	A	Northern Ill.	78 97		
								65	A	South Dakota St.	49 82	188	A	Saint Louis	49 90		
												199	H	Southern Ill.	60 59		
												308	N	Utah Valley	71 64		
LAST 12 Division I GAMES:																	
				188	A	Saint Louis	49 90	131	A	Northern Ill.	78 97						
				65	A	South Dakota St.	49 82	57	A	Missouri	60 72						
				53	N	South Dakota	68 75	44	N	Vanderbilt	63 73						
								308	N	Utah Valley	71 64						
								105	H	Western Ill.	74 76						
								199	H	Southern Ill.	60 59						

Non-Div I Games: Mo.-St. Louis 59 49

SIUE

SMU				STRENGTH OF SCHEDULE	OPP. STRENGTH OF SCHEDULE	TEAM RPI	ADJ. RPI	CONF. RPI	ADJ CONF. RPI
Average RPI Win:	184	WON-LOST RECORD	WINNING PCT. RANK						
Average RPI Loss:	111		LAST 10 GAMES						
DIV. I ONLY	7- 4	114	6- 4	58	147	64	64	5	5
DIV. I NON-CONF.	7- 4	112	7- 4	58	151	66	66	5	5
TOTALS	RPI 1-25	RPI 26-50	W-L RECORDS	RPI 51-100	RPI 101-150	RPI 150+			
7- 4	0- 1	1- 0	OVERALL	0- 1	1- 1	5- 1			
4- 0	0- 0	1- 0	HOME	0- 0	0- 0	3- 0			
1- 3	0- 0	0- 0	AWAY	0- 1	1- 1	0- 1			
2- 1	0- 1	0- 0	NEUTRAL	0- 0	0- 0	2- 0			
7- 4	0- 1	1- 0	NON-CONFERENCE	0- 1	1- 1	5- 1			
4- 0	0- 0	1- 0	HOME	0- 0	0- 0	3- 0			
1- 3	0- 0	0- 0	AWAY	0- 1	1- 1	0- 1			
2- 1	0- 1	0- 0	NEUTRAL	0- 0	0- 0	2- 0			
0- 0	0- 0	0- 0	CONFERENCE	0- 0	0- 0	0- 0			
0- 0	0- 0	0- 0	HOME	0- 0	0- 0	0- 0			
0- 0	0- 0	0- 0	AWAY	0- 0	0- 0	0- 0			
0- 0	0- 0	0- 0	NEUTRAL	0- 0	0- 0	0- 0			

RPI 1-25				RPI 26-50				RPI 51-100				RPI 101+			
RPI	S	Opponent	Score	RPI	S	Opponent	Score	RPI	S	Opponent	Score	RPI	S	Opponent	Score
4	N	Mississippi St.	42 91	37	H	Texas A&M	54 53	51	A	Colorado	50 67	145	A	TCU	67 76
												146	A	Kansas	75 63
												170	H	Prairie View	61 54
												172	N	Boston College	72 64
												242	A	New Mexico	49 64
												243	N	Grambling	56 36
												254	H	North Texas	65 51
												268	H	Texas St.	64 56
LAST 12 Division I GAMES:															
243	N	Grambling	56 36	242	A	New Mexico	49 64	170	H	Prairie View	61 54	145	A	TCU	67 76
4	N	Mississippi St.	42 91	254	H	North Texas	65 51	51	A	Colorado	50 67				
37	H	Texas A&M	54 53												
146	A	Kansas	75 63												
268	H	Texas St.	64 56												

Non-Div I Games:

SMU

Average RPI Win:	233	WON-LOST	WINNING	LAST 10	STRENGTH OF	OPP. STRENGTH	TEAM	ADJ.	CONF.	ADJ CONF.
Average RPI Loss:	162	RECORD	PCT. RANK	GAMES	SCHEDULE	OF SCHEDULE	RPI	RPI	RPI	RPI
DIV. I ONLY	3- 7	246	3- 6	111	309	233	233	18	18	
DIV. I NON-CONF.	3- 7	246	3- 7	112	309	234	234	18	18	
TOTALS	RPI 1-25	RPI 26-50	W-L RECORDS	RPI 51-100	RPI 101-150	RPI 150+				
3- 7	0- 1	0- 1	OVERALL	1- 1	0- 0	2- 4				
2- 3	0- 0	0- 1	HOME	1- 1	0- 0	1- 1				
1- 2	0- 1	0- 0	AWAY	0- 0	0- 0	1- 1				
0- 2	0- 0	0- 0	NEUTRAL	0- 0	0- 0	0- 2				
3- 7	0- 1	0- 1	NON-CONFERENCE	1- 1	0- 0	2- 4				
2- 3	0- 0	0- 1	HOME	1- 1	0- 0	1- 1				
1- 2	0- 1	0- 0	AWAY	0- 0	0- 0	1- 1				
0- 2	0- 0	0- 0	NEUTRAL	0- 0	0- 0	0- 2				
0- 0	0- 0	0- 0	CONFERENCE	0- 0	0- 0	0- 0				
0- 0	0- 0	0- 0	HOME	0- 0	0- 0	0- 0				
0- 0	0- 0	0- 0	AWAY	0- 0	0- 0	0- 0				
0- 0	0- 0	0- 0	NEUTRAL	0- 0	0- 0	0- 0				

RPI 1-25				RPI 26-50				RPI 51-100				RPI 101+ Team's RPI: 233			
RPI	S	Opponent	Score	RPI	S	Opponent	Score	RPI	S	Opponent	Score	RPI	S	Opponent	Score
25	A	California	73 97	48	H	Southern California	95 111	97	H	Hofstra	97 85	153	A	San Francisco	80 91
								100	H	UC Davis	78 110	228	N	New Mexico St.	73 99
												249	H	Nevada	95 99
												292	H	Cal Poly	97 96
												309	A	UC Irvine	78 70
												332	N	Youngstown St.	94 102
LAST 12 Division I GAMES:															
100	H	UC Davis	78 110	97	H	Hofstra	97 85	332	N	Youngstown St.	94 102	228	N	New Mexico St.	73 99
309	A	UC Irvine	78 70	249	H	Nevada	95 99	292	H	Cal Poly	97 96	153	A	San Francisco	80 91
25	A	California	73 97												
48	H	Southern California	95 111												

Non-Div I Games: Stanislaus St. 102 72

Sacramento St.

Sacred Heart

Through Games Of Dec. 18, 2016

Average RPI Win:	259	WON-LOST	WINNING	LAST 10	STRENGTH OF	OPP. STRENGTH	TEAM	ADJ.	CONF.	ADJ CONF.
Average RPI Loss:	158	RECORD	PCT. RANK	GAMES	SCHEDULE	OF SCHEDULE	RPI	RPI	RPI	RPI
DIV. I ONLY	3- 7	246	3- 7	95	306	194	194	32	32	
DIV. I NON-CONF.	3- 7	246	3- 7	96	306	195	195	32	32	
TOTALS	RPI 1-25	RPI 26-50	W-L RECORDS	RPI 51-100	RPI 101-150	RPI 150+				
3- 7	0- 1	0- 1	OVERALL	0- 0	0- 0	3- 5				
1- 3	0- 0	0- 1	HOME	0- 0	0- 0	1- 2				
2- 4	0- 1	0- 0	AWAY	0- 0	0- 0	2- 3				
0- 0	0- 0	0- 0	NEUTRAL	0- 0	0- 0	0- 0				
3- 7	0- 1	0- 1	NON-CONFERENCE	0- 0	0- 0	3- 5				
1- 3	0- 0	0- 1	HOME	0- 0	0- 0	1- 2				
2- 4	0- 1	0- 0	AWAY	0- 0	0- 0	2- 3				
0- 0	0- 0	0- 0	NEUTRAL	0- 0	0- 0	0- 0				
0- 0	0- 0	0- 0	CONFERENCE	0- 0	0- 0	0- 0				
0- 0	0- 0	0- 0	HOME	0- 0	0- 0	0- 0				
0- 0	0- 0	0- 0	AWAY	0- 0	0- 0	0- 0				
0- 0	0- 0	0- 0	NEUTRAL	0- 0	0- 0	0- 0				

RPI 1-25				RPI 26-50				RPI 51-100				RPI 101+ Team's RPI: 194			
RPI	S	Opponent	Score	RPI	S	Opponent	Score	RPI	S	Opponent	Score	RPI	S	Opponent	Score
16	A	Buffalo	55 76	45	H	Harvard	60 68					165	A	New Hampshire	43 71
												182	A	Hartford	64 81
												203	H	Brown	66 80
												212	A	Binghamton	77 69
												222	H	Monmouth	54 65
												271	A	Fairfield	56 44
												276	A	Lehigh	62 68
												295	H	Siena	62 58
LAST 12 Division I GAMES:															
165	A	New Hampshire	43 71	212	A	Binghamton	77 69								
295	H	Siena	62 58	276	A	Lehigh	62 68								
222	H	Monmouth	54 65	203	H	Brown	66 80								
182	A	Hartford	64 81	271	A	Fairfield	56 44								
45	H	Harvard	60 68												
16	A	Buffalo	55 76												

Non-Div I Games:

Sacred Heart

■ Loss,
■ Non-Conf,
■ S Site,
■ H Home
■ A Away
N Neutral

Average RPI Win:	253	WON-LOST	WINNING	LAST 10	STRENGTH OF	OPP. STRENGTH	TEAM	ADJ.	CONF.	ADJ CONF.
Average RPI Loss:	160	RECORD	PCT. RANK	GAMES	SCHEDULE	OF SCHEDULE	RPI	RPI	RPI	RPI
DIV. I ONLY	3- 7	246	3- 7	135	316	224	224	32	32	
DIV. I NON-CONF.	3- 7	246	3- 7	135	316	224	224	32	32	
TOTALS	RPI 1-25	RPI 26-50	W-L RECORDS	RPI 51-100	RPI 101-150	RPI 150+				
3- 7	0- 1	0- 1	OVERALL	0- 0	0- 2	3- 3				
1- 2	0- 0	0- 0	HOME	0- 0	0- 1	1- 1				
2- 3	0- 1	0- 1	AWAY	0- 0	0- 0	2- 1				
0- 2	0- 0	0- 0	NEUTRAL	0- 0	0- 1	0- 1				
3- 7	0- 1	0- 1	NON-CONFERENCE	0- 0	0- 2	3- 3				
1- 2	0- 0	0- 0	HOME	0- 0	0- 1	1- 1				
2- 3	0- 1	0- 1	AWAY	0- 0	0- 0	2- 1				
0- 2	0- 0	0- 0	NEUTRAL	0- 0	0- 1	0- 1				
0- 0	0- 0	0- 0	CONFERENCE	0- 0	0- 0	0- 0				
0- 0	0- 0	0- 0	HOME	0- 0	0- 0	0- 0				
0- 0	0- 0	0- 0	AWAY	0- 0	0- 0	0- 0				
0- 0	0- 0	0- 0	NEUTRAL	0- 0	0- 0	0- 0				

RPI 1-25				RPI 26-50				RPI 51-100				RPI 101+ Team's RPI: 224			
RPI	S	Opponent	Score	RPI	S	Opponent	Score	RPI	S	Opponent	Score	RPI	S	Opponent	Score
21	A	South Fla.	80 129	42	A	Marquette	91 104					109	N	UMES	82 90
												123	H	Cornell	72 78
												183	H	Columbia	77 84
												187	A	Wisconsin	103 100
												273	H	Canisius	95 74
												298	A	Coastal Caro.	70 59
												310	N	Jackson St.	84 88
												332	A	Youngstown St.	68 69
LAST 12 Division I GAMES:															
21	A	South Fla.	80 129	310	N	Jackson St.	84 88								
298	A	Coastal Caro.	70 59	109	N	UMES	82 90								
332	A	Youngstown St.	68 69	42	A	Marquette	91 104								
123	H	Cornell	72 78	187	A	Wisconsin	103 100								
273	H	Canisius	95 74												
183	H	Columbia	77 84												

Non-Div I Games:

Saint Francis (PA)

Saint Joseph's

Through Games Of Dec. 18, 2016

Average RPI Win:	280	WON-LOST	WINNING	LAST 10	STRENGTH OF	OPP. STRENGTH	TEAM	ADJ.	CONF.	ADJ CONF.
Average RPI Loss:	96	RECORD	PCT. RANK	GAMES	SCHEDULE	OF SCHEDULE	RPI	RPI	RPI	RPI
DIV. I ONLY	3- 7	246	3- 7	78	225	181	181	14	14	
DIV. I NON-CONF.	3- 7	246	3- 7	78	225	182	182	14	14	
TOTALS	RPI 1-25	RPI 26-50	W-L RECORDS	RPI 51-100	RPI 101-150	RPI 150+				
3- 7	0- 1	0- 2	OVERALL	0- 1	0- 1	3- 2				
1- 3	0- 0	0- 1	HOME	0- 1	0- 1	1- 0				
2- 3	0- 0	0- 0	AWAY	0- 0	0- 0	2- 0				
0- 1	0- 0	0- 1	NEUTRAL	0- 0	0- 0	0- 0				
3- 7	0- 1	0- 2	NON-CONFERENCE	0- 1	0- 1	3- 2				
1- 3	0- 0	0- 1	HOME	0- 1	0- 1	1- 0				
2- 3	0- 1	0- 0	AWAY	0- 0	0- 0	2- 2				
0- 1	0- 0	0- 1	NEUTRAL	0- 0	0- 0	0- 0				
0- 0	0- 0	0- 0	CONFERENCE	0- 0	0- 0	0- 0				
0- 0	0- 0	0- 0	HOME	0- 0	0- 0	0- 0				
0- 0	0- 0	0- 0	AWAY	0- 0	0- 0	0- 0				
0- 0	0- 0	0- 0	NEUTRAL	0- 0	0- 0	0- 0				

RPI 1-25				RPI 26-50				RPI 51-100				RPI 101+ Team's RPI: 181			
RPI	S	Opponent	Score	RPI	S	Opponent	Score	RPI	S	Opponent	Score	RPI	S	Opponent	Score
20	A	Drexel	49 60	38	N	BYU	56 71	68	H	Bucknell	61 64	130	H	Villanova	54 62
				47	H	Temple	70 86					173	A	Iona	57 58
												193	A	Central Mich.	71 73
												242	A	New Mexico	79 67
												263	A	Penn	57 53
												335	H	NJIT	75 36
LAST 12 Division I GAMES:															
242	A	New Mexico	79 67	20	A	Drexel	49 60	335	H	NJIT	75 36	193	A	Central Mich.	71 73
38	N	BYU	56 71	68	H	Bucknell	61 64	130	H	Villanova	54 62				
263	A	Penn	57 53	47	H	Temple	70 86								

Non-Div I Games:

Saint Joseph's

■ Loss,
 ■ Non-Conf,
 ■ S Site,
 ■ H Home
 ■ A Away
 N Neutral

Average RPI Win: 250		WON-LOST	WINNING	LAST 10	STRENGTH OF	OPP. STRENGTH	TEAM	ADJ.	CONF.	ADJ CONF.
Average RPI Loss: 131		RECORD	PCT. RANK	GAMES	SCHEDULE	OF SCHEDULE	RPI	RPI	RPI	RPI
DIV. I ONLY		8- 3	71	7- 3	343	98	188	188	14	14
DIV. I NON-CONF.		8- 3	70	8- 3	343	99	189	189	14	14
TOTALS	RPI 1-25	RPI 26-50		W-L RECORDS		RPI 51-100	RPI 101-150	RPI 150+		
8- 3	0- 0	0- 0		OVERALL		1- 1	0- 0	7- 2		
4- 1	0- 0	0- 0		HOME		1- 0	0- 0	3- 1		
4- 2	0- 0	0- 0		AWAY		0- 1	0- 0	4- 1		
0- 0	0- 0	0- 0		NEUTRAL		0- 0	0- 0	0- 0		
8- 3	0- 0	0- 0		NON-CONFERENCE		1- 1	0- 0	7- 2		
4- 1	0- 0	0- 0		HOME		1- 0	0- 0	3- 1		
4- 2	0- 0	0- 0		AWAY		0- 1	0- 0	4- 1		
0- 0	0- 0	0- 0		NEUTRAL		0- 0	0- 0	0- 0		
0- 0	0- 0	0- 0		CONFERENCE		0- 0	0- 0	0- 0		
0- 0	0- 0	0- 0		HOME		0- 0	0- 0	0- 0		
0- 0	0- 0	0- 0		AWAY		0- 0	0- 0	0- 0		
0- 0	0- 0	0- 0		NEUTRAL		0- 0	0- 0	0- 0		

RPI 1-25				RPI 26-50				RPI 51-100				RPI 101+				Team's RPI: 188	
RPI	S	Opponent	Score	RPI	S	Opponent	Score	RPI	S	Opponent	Score	RPI	S	Opponent	Score		
								66	A	Little Rock	43 56	155	A	Tulsa	64 70		
								69	H	Washington St.	73 70	164	H	SIUE	90 49		
												171	H	Indiana St.	67 70		
												227	A	Loyola Marymount	90 76		
												266	A	Bradley	68 58		
												300	A	Southeast Mo. St.	89 50		
												309	A	UC Irvine	79 69		
												319	H	Eastern Ky.	78 51		
												344	H	Morgan St.	71 43		
LAST 12 Division I GAMES:																	
				344	H	Morgan St.	71 43	69	H	Washington St.	73 70						
				266	A	Bradley	68 58	155	A	Tulsa	64 70						
				164	H	SIUE	90 49	171	H	Indiana St.	67 70						
				227	A	Loyola Marymount	90 76	319	H	Eastern Ky.	78 51						
				309	A	UC Irvine	79 69	300	A	Southeast Mo. St.	89 50						
								66	A	Little Rock	43 56						

Non-Div I Games:

Saint Louis

Loss, Non-Conf, S Site, H Home A Away N Neutral

Saint Peter's

Through Games Of Dec. 18, 2016

Average RPI Win:	311	WON-LOST	WINNING	LAST 10	STRENGTH OF	OPP. STRENGTH	TEAM	ADJ.	CONF.	ADJ CONF.
Average RPI Loss:	113	RECORD	PCT. RANK	GAMES	SCHEDULE	OF SCHEDULE	RPI	RPI	RPI	RPI
DIV. I ONLY	2- 8	286	2- 8	136	149	239	239	17	17	
DIV. I NON-CONF.	1- 7	307	1- 7	153	86	290	290	17	17	
TOTALS	RPI 1-25	RPI 26-50	W-L RECORDS	RPI 51-100	RPI 101-150	RPI 150+				
2- 8	0- 1	0- 2	OVERALL	0- 2	0- 1	2- 2				
1- 1	0- 0	0- 0	HOME	0- 0	0- 1	1- 0				
1- 4	0- 0	0- 0	AWAY	0- 0	0- 0	1- 0				
0- 3	0- 0	0- 0	NEUTRAL	0- 2	0- 0	0- 1				
1- 7	0- 1	0- 2	NON-CONFERENCE	0- 2	0- 0	1- 2				
1- 0	0- 0	0- 0	HOME	0- 0	0- 0	1- 0				
0- 4	0- 1	0- 2	AWAY	0- 0	0- 0	0- 1				
0- 3	0- 0	0- 0	NEUTRAL	0- 2	0- 0	0- 1				
1- 1	0- 0	0- 0	CONFERENCE	0- 0	0- 1	1- 0				
0- 1	0- 0	0- 0	HOME	0- 0	0- 1	0- 0				
1- 0	0- 0	0- 0	AWAY	0- 0	0- 0	1- 0				
0- 0	0- 0	0- 0	NEUTRAL	0- 0	0- 0	0- 0				

RPI 1-25				RPI 26-50				RPI 51-100				RPI 101+ Team's RPI: 239			
RPI	S	Opponent	Score	RPI	S	Opponent	Score	RPI	S	Opponent	Score	RPI	S	Opponent	Score
3	A	South Carolina	38 93	27	A	Maryland	49 101	77	N	Maine	43 59	108	H	Quinnipiac	51 84
				41	A	Penn St.	50 106	87	N	Hampton	42 71	256	N	Bowling Green	68 73
												278	A	Marist	73 69
												302	A	St. Francis Brooklyn	52 58
												343	H	Fairleigh Dickinson	65 43
LAST 12 Division I GAMES:															
343	H	Fairleigh Dickinson	65 43	302	A	St. Francis Brooklyn	52 58	27	A	Maryland	49 101	256	N	Bowling Green	68 73
87	N	Hampton	42 71	278	A	Marist	73 69	108	H	Quinnipiac	51 84	3	A	South Carolina	38 93
77	N	Maine	43 59	108	H	Quinnipiac	51 84								
41	A	Penn St.	50 106												

Non-Div I Games:

Saint Peter's

■ Loss,
 ■ Non-Conf,
 ■ S Site,
 ■ H Home
 ■ A Away
 N Neutral

Average RPI Win:	0	WON-LOST	WINNING	LAST 10	STRENGTH OF	OPP. STRENGTH	TEAM	ADJ.	CONF.	ADJ CONF.
Average RPI Loss:	139	RECORD	PCT. RANK	GAMES	SCHEDULE	OF SCHEDULE	RPI	RPI	RPI	RPI
DIV. I ONLY	0- 8	332	0- 8	45	297	286	286	27	27	
DIV. I NON-CONF.	0- 8	332	0- 8	45	297	284	284	27	27	
TOTALS	RPI 1-25	RPI 26-50	W-L RECORDS	RPI 51-100	RPI 101-150	RPI 150+				
0- 8	0- 1	0- 0	OVERALL	0- 1	0- 2	0- 4				
0- 1	0- 0	0- 0	HOME	0- 0	0- 0	0- 1				
0- 6	0- 1	0- 0	AWAY	0- 1	0- 2	0- 2				
0- 1	0- 0	0- 0	NEUTRAL	0- 0	0- 0	0- 1				
0- 8	0- 1	0- 0	NON-CONFERENCE	0- 1	0- 2	0- 4				
0- 1	0- 0	0- 0	HOME	0- 0	0- 0	0- 1				
0- 6	0- 1	0- 0	AWAY	0- 1	0- 2	0- 2				
0- 1	0- 0	0- 0	NEUTRAL	0- 0	0- 0	0- 1				
0- 0	0- 0	0- 0	CONFERENCE	0- 0	0- 0	0- 0				
0- 0	0- 0	0- 0	HOME	0- 0	0- 0	0- 0				
0- 0	0- 0	0- 0	AWAY	0- 0	0- 0	0- 0				
0- 0	0- 0	0- 0	NEUTRAL	0- 0	0- 0	0- 0				

RPI 1-25				RPI 26-50				RPI 51-100				RPI 101+ Team's RPI: 286			
RPI	S	Opponent	Score	RPI	S	Opponent	Score	RPI	S	Opponent	Score	RPI	S	Opponent	Score
7	A	LSU	41 89					62	A	Arkansas	39 71	122	A	Rice	51 77
												145	A	TCU	37 81
												170	A	Prairie View	65 75
												190	N	Marshall	50 73
												206	A	UTRGV	50 78
												206	H	UTRGV	45 69
LAST 12 Division I GAMES:															
7	A	LSU	41 89	206	A	UTRGV	50 78								
170	A	Prairie View	65 75	190	N	Marshall	50 73								
122	A	Rice	51 77	206	H	UTRGV	45 69								
				145	A	TCU	37 81								
				62	A	Arkansas	39 71								

Non-Div I Games: Wiley

51 57

Sam Houston St.

Average RPI Win:	241	WON-LOST	WINNING	LAST 10	STRENGTH OF	OPP. STRENGTH	TEAM	ADJ.	CONF.	ADJ CONF.
Average RPI Loss:	85	RECORD	PCT. RANK	GAMES	SCHEDULE	OF SCHEDULE	RPI	RPI	RPI	RPI
DIV. I ONLY	5- 6	181	5- 5	215	42	195	195	20	20	
DIV. I NON-CONF.	5- 6	183	5- 6	213	42	196	196	20	20	
TOTALS	RPI 1-25	RPI 26-50	W-L RECORDS	RPI 51-100	RPI 101-150	RPI 150+				
5- 6	0- 1	0- 1	OVERALL	0- 2	1- 1	4- 1				
5- 1	0- 0	0- 0	HOME	0- 0	1- 1	4- 0				
0- 5	0- 1	0- 1	AWAY	0- 2	0- 0	0- 1				
0- 0	0- 0	0- 0	NEUTRAL	0- 0	0- 0	0- 0				
5- 6	0- 1	0- 1	NON-CONFERENCE	0- 2	1- 1	4- 1				
5- 1	0- 0	0- 0	HOME	0- 0	1- 1	4- 0				
0- 5	0- 1	0- 1	AWAY	0- 2	0- 0	0- 1				
0- 0	0- 0	0- 0	NEUTRAL	0- 0	0- 0	0- 0				
0- 0	0- 0	0- 0	CONFERENCE	0- 0	0- 0	0- 0				
0- 0	0- 0	0- 0	HOME	0- 0	0- 0	0- 0				
0- 0	0- 0	0- 0	AWAY	0- 0	0- 0	0- 0				
0- 0	0- 0	0- 0	NEUTRAL	0- 0	0- 0	0- 0				

RPI 1-25				RPI 26-50				RPI 51-100				RPI 101+ Team's RPI: 195			
RPI	S	Opponent	Score	RPI	S	Opponent	Score	RPI	S	Opponent	Score	RPI	S	Opponent	Score
8	A	Kentucky	57 80	45	A	Harvard	52 57	55	A	Georgia Tech	57 62	103	H	Belmont	54 73
								60	A	Wake Forest	40 51	150	H	UAB	52 49
												234	H	Memphis	48 42
												240	A	Rhode Island	63 78
												244	H	UT Martin	69 62
												282	H	Alabama A&M	61 37
												296	H	Alabama St.	63 49
LAST 12 Division I GAMES:															
150	H	UAB	52 49	60	A	Wake Forest	40 51	240	A	Rhode Island	63 78				
103	H	Belmont	54 73	45	A	Harvard	52 57	234	H	Memphis	48 42				
282	H	Alabama A&M	61 37	55	A	Georgia Tech	57 62								
296	H	Alabama St.	63 49												
8	A	Kentucky	57 80												
244	H	UT Martin	69 62												

Non-Div I Games:

Samford

Average RPI Win:	256	WON-LOST	WINNING	LAST 10	STRENGTH OF	OPP. STRENGTH	TEAM	ADJ.	CONF.	ADJ CONF.
Average RPI Loss:	109	RECORD	PCT. RANK	GAMES	SCHEDULE	OF SCHEDULE	RPI	RPI	RPI	RPI
DIV. I ONLY	6- 3	99	6- 3	264	220	138	138	9	9	
DIV. I NON-CONF.	6- 3	98	6- 3	264	220	140	140	9	9	
TOTALS	RPI 1-25	RPI 26-50	W-L RECORDS	RPI 51-100	RPI 101-150	RPI 150+				
6- 3	0- 0	0- 0	OVERALL	0- 1	1- 2	5- 0				
5- 0	0- 0	0- 0	HOME	0- 0	0- 0	5- 0				
1- 3	0- 0	0- 0	AWAY	0- 0	1- 0	0- 0				
0- 0	0- 0	0- 0	NEUTRAL	0- 0	0- 0	0- 0				
6- 3	0- 0	0- 0	NON-CONFERENCE	0- 1	1- 2	5- 0				
5- 0	0- 0	0- 0	HOME	0- 0	0- 0	5- 0				
1- 3	0- 0	0- 0	AWAY	0- 1	1- 2	0- 0				
0- 0	0- 0	0- 0	NEUTRAL	0- 0	0- 0	0- 0				
0- 0	0- 0	0- 0	CONFERENCE	0- 0	0- 0	0- 0				
0- 0	0- 0	0- 0	HOME	0- 0	0- 0	0- 0				
0- 0	0- 0	0- 0	AWAY	0- 0	0- 0	0- 0				
0- 0	0- 0	0- 0	NEUTRAL	0- 0	0- 0	0- 0				

RPI 1-25			RPI 26-50			RPI 51-100			RPI 101+			Team's RPI: 138
RPI	S	Opponent	Score	RPI	S	Opponent	Score	RPI	S	Opponent	Score	
						69	A Washington St.	73	83	106	A CSUN	76 67
										115	A Northern Colo.	51 54
										144	A Arizona	59 76
										249	H Nevada	70 54
										253	H San Diego St.	91 53
										287	H UC Santa Barbara	77 63
										289	H Seattle U	67 44
										349	H Cal St. Fullerton	103 50
LAST 12 Division I GAMES:												
144	A	Arizona	59	76	289	H	Seattle U	67	44			
69	A	Washington St.	73	83	249	H	Nevada	70	54			
287	H	UC Santa Barbara	77	63	349	H	Cal St. Fullerton	103	50			
115	A	Northern Colo.	51	54								
253	H	San Diego St.	91	53								
106	A	CSUN	76	67								

Non-Div I Games:

San Diego

■ Loss,
 ■ Non-Conf,
 ■ S Site,
 ■ H Home
 ■ A Away
 N Neutral

Average RPI Win:	306	WON-LOST	WINNING	LAST 10	STRENGTH OF	OPP. STRENGTH	TEAM	ADJ.	CONF.	ADJ CONF.
Average RPI Loss:	104	RECORD	PCT. RANK	GAMES	SCHEDULE	OF SCHEDULE	RPI	RPI	RPI	RPI
DIV. I ONLY	2- 6	262	2- 6	154	146	253	253	11	11	
DIV. I NON-CONF.	2- 6	262	2- 6	155	150	253	253	11	11	
TOTALS	RPI 1-25	RPI 26-50	W-L RECORDS	RPI 51-100	RPI 101-150	RPI 150+				
2- 6	0- 0	0- 1	OVERALL	0- 3	0- 1	2- 1				
1- 2	0- 0	0- 1	HOME	0- 0	0- 0	1- 1				
0- 3	0- 0	0- 0	AWAY	0- 2	0- 1	0- 0				
1- 1	0- 0	0- 0	NEUTRAL	0- 1	0- 0	1- 0				
2- 6	0- 0	0- 1	NON-CONFERENCE	0- 3	0- 1	2- 1				
1- 2	0- 0	0- 1	HOME	0- 0	0- 0	1- 1				
0- 3	0- 0	0- 0	AWAY	0- 2	0- 1	0- 0				
1- 1	0- 0	0- 0	NEUTRAL	0- 1	0- 0	1- 0				
0- 0	0- 0	0- 0	CONFERENCE	0- 0	0- 0	0- 0				
0- 0	0- 0	0- 0	HOME	0- 0	0- 0	0- 0				
0- 0	0- 0	0- 0	AWAY	0- 0	0- 0	0- 0				
0- 0	0- 0	0- 0	NEUTRAL	0- 0	0- 0	0- 0				

RPI 1-25				RPI 26-50				RPI 51-100				RPI 101+ Team's RPI: 253			
RPI	S	Opponent	Score	RPI	S	Opponent	Score	RPI	S	Opponent	Score	RPI	S	Opponent	Score
				26	H	Michigan	57 92	52	N	UT Arlington	58 64	138	A	San Diego	53 91
								83	A	UC Riverside	44 72	227	H	Loyola Marymount	53 60
								100	A	UC Davis	55 75	287	H	UC Santa Barbara	84 70
												325	N	Central Conn. St.	80 62
LAST 12 Division I GAMES:															
				227	H	Loyola Marymount	53 60	287	H	UC Santa Barbara	84 70				
				138	A	San Diego	53 91	26	H	Michigan	57 92				
				83	A	UC Riverside	44 72	100	A	UC Davis	55 75				
								325	N	Central Conn. St.	80 62				
								52	N	UT Arlington	58 64				

Non-Div I Games: San Diego Christian80 70

San Diego St.

San Francisco

Through Games Of Dec. 18, 2016

Average RPI Win:	234	WON-LOST	WINNING	LAST 10	STRENGTH OF	OPP. STRENGTH	TEAM	ADJ.	CONF.	ADJ CONF.
Average RPI Loss:	114	RECORD	PCT. RANK	GAMES	SCHEDULE	OF SCHEDULE	RPI	RPI	RPI	RPI
DIV. I ONLY	6- 4	128	6- 4	284	87	153	153	9	9	
DIV. I NON-CONF.	6- 4	129	6- 4	286	89	154	154	9	9	
TOTALS	RPI 1-25	RPI 26-50	W-L RECORDS	RPI 51-100	RPI 101-150	RPI 150+				
6- 4	0- 1	0- 0	OVERALL	0- 1	1- 1	5- 1				
4- 0	0- 0	0- 0	HOME	0- 0	1- 0	3- 0				
1- 4	0- 1	0- 0	AWAY	0- 1	0- 1	1- 1				
1- 0	0- 0	0- 0	NEUTRAL	0- 0	0- 0	1- 0				
6- 4	0- 1	0- 0	NON-CONFERENCE	0- 1	1- 1	5- 1				
4- 0	0- 0	0- 0	HOME	0- 0	1- 0	3- 0				
1- 4	0- 1	0- 0	AWAY	0- 1	0- 1	1- 1				
1- 0	0- 0	0- 0	NEUTRAL	0- 0	0- 0	1- 0				
0- 0	0- 0	0- 0	CONFERENCE	0- 0	0- 0	0- 0				
0- 0	0- 0	0- 0	HOME	0- 0	0- 0	0- 0				
0- 0	0- 0	0- 0	AWAY	0- 0	0- 0	0- 0				
0- 0	0- 0	0- 0	NEUTRAL	0- 0	0- 0	0- 0				

RPI 1-25				RPI 26-50				RPI 51-100				RPI 101+ Team's RPI: 153			
RPI	S	Opponent	Score	RPI	S	Opponent	Score	RPI	S	Opponent	Score	RPI	S	Opponent	Score
25	A	California	52 75					69	A	Washington St.	35 73	119	H	Long Beach St.	73 71
												149	A	Fresno St.	48 61
												211	H	San Jose St.	79 71
												213	A	North Dakota	63 71
												233	H	Sacramento St.	91 80
												257	N	Western Caro.	73 52
												289	H	Seattle U	73 59
												292	A	Cal Poly	73 67
LAST 12 Division I GAMES:															
292	A	Cal Poly	73 67	149	A	Fresno St.	48 61								
211	H	San Jose St.	79 71	257	N	Western Caro.	73 52								
213	A	North Dakota	63 71	25	A	California	52 75								
233	H	Sacramento St.	91 80	119	H	Long Beach St.	73 71								
				69	A	Washington St.	35 73								
				289	H	Seattle U	73 59								

Non-Div I Games:

San Francisco

■ Loss,
 ■ Non-Conf,
 ■ S Site,
 ■ Home
 ■ A Away
 N Neutral

Average RPI Win:	179	WON-LOST	WINNING	LAST 10	STRENGTH OF	OPP. STRENGTH	TEAM	ADJ.	CONF.	ADJ CONF.
Average RPI Loss:	108	RECORD	PCT. RANK	GAMES	SCHEDULE	OF SCHEDULE	RPI	RPI	RPI	RPI
DIV. I ONLY	2- 9	296	2- 7	92	64	211	211	11	11	
DIV. I NON-CONF.	2- 9	293	2- 9	93	64	212	212	11	11	
TOTALS	RPI 1-25	RPI 26-50	W-L RECORDS	RPI 51-100	RPI 101-150	RPI 150+				
2- 9	0- 2	0- 1	OVERALL	0- 2	1- 0	1- 4				
1- 2	0- 0	0- 0	HOME	0- 1	1- 0	0- 1				
1- 5	0- 1	0- 0	AWAY	0- 1	0- 0	1- 2				
0- 2	0- 1	0- 1	NEUTRAL	0- 0	0- 0	0- 0				
2- 9	0- 2	0- 1	NON-CONFERENCE	0- 2	1- 0	1- 4				
1- 2	0- 0	0- 0	HOME	0- 1	1- 0	0- 1				
1- 5	0- 1	0- 0	AWAY	0- 1	0- 0	1- 3				
0- 2	0- 1	0- 1	NEUTRAL	0- 0	0- 0	0- 0				
0- 0	0- 0	0- 0	CONFERENCE	0- 0	0- 0	0- 0				
0- 0	0- 0	0- 0	HOME	0- 0	0- 0	0- 0				
0- 0	0- 0	0- 0	AWAY	0- 0	0- 0	0- 0				
0- 0	0- 0	0- 0	NEUTRAL	0- 0	0- 0	0- 0				

RPI 1-25				RPI 26-50				RPI 51-100				RPI 101+ Team's RPI: 211			
RPI	S	Opponent	Score	RPI	S	Opponent	Score	RPI	S	Opponent	Score	RPI	S	Opponent	Score
4	N	Mississippi St.	51 88	46	N	Oregon	62 91	53	A	South Dakota	69 84	112	H	Santa Clara	75 64
19	A	Arizona St.	37 82					78	H	St. Mary's (CA)	64 85	153	A	San Francisco	71 79
												156	A	Nebraska	61 83
												228	A	New Mexico St.	55 66
												237	H	Pacific	96 99
												245	A	Hawaii	77 61
LAST 12 Division I GAMES:															
53	A	South Dakota	69 84	4	N	Mississippi St.	51 88	245	A	Hawaii	77 61				
156	A	Nebraska	61 83					112	H	Santa Clara	75 64				
153	A	San Francisco	71 79					237	H	Pacific	96 99				
78	H	St. Mary's (CA)	64 85	19	A	Arizona St.	37 82	228	A	New Mexico St.	55 66				
46	N	Oregon	62 91												

Non-Div I Games: Stanislaus St. 90 85

San Jose St.

Santa Clara

Through Games Of Dec. 18, 2016

Average RPI Win:	168	WON-LOST	WINNING	LAST 10	STRENGTH OF	OPP. STRENGTH	TEAM	ADJ.	CONF.	ADJ CONF.
Average RPI Loss:	93	RECORD	PCT. RANK	GAMES	SCHEDULE	OF SCHEDULE	RPI	RPI	RPI	RPI
DIV. I ONLY	3- 4	197	3- 4	46	157	112	112	9	9	
DIV. I NON-CONF.	3- 4	197	3- 4	46	160	111	111	9	9	
TOTALS	RPI 1-25	RPI 26-50	W-L RECORDS	RPI 51-100	RPI 101-150	RPI 150+				
3- 4	0- 1	1- 1	OVERALL	0- 1	0- 0	2- 1				
1- 1	0- 0	0- 1	HOME	0- 0	0- 0	1- 0				
1- 2	0- 0	0- 0	AWAY	0- 0	0- 0	1- 0				
1- 1	0- 0	1- 0	NEUTRAL	0- 1	0- 0	0- 0				
3- 4	0- 1	1- 1	NON-CONFERENCE	0- 1	0- 0	2- 1				
1- 1	0- 0	0- 1	HOME	0- 0	0- 0	1- 0				
1- 2	0- 1	0- 0	AWAY	0- 0	0- 0	1- 1				
1- 1	0- 0	1- 0	NEUTRAL	0- 1	0- 0	0- 0				
0- 0	0- 0	0- 0	CONFERENCE	0- 0	0- 0	0- 0				
0- 0	0- 0	0- 0	HOME	0- 0	0- 0	0- 0				
0- 0	0- 0	0- 0	AWAY	0- 0	0- 0	0- 0				
0- 0	0- 0	0- 0	NEUTRAL	0- 0	0- 0	0- 0				

RPI 1-25				RPI 26-50				RPI 51-100				RPI 101+ Team's RPI: 112			
RPI	S	Opponent	Score	RPI	S	Opponent	Score	RPI	S	Opponent	Score	RPI	S	Opponent	Score
25	A	California	58 73	40	H	Northwestern	75 87	95	N	Montana St.	50 77	176	H	Idaho St.	82 78
				42	N	Marquette	65 62					211	A	San Jose St.	64 75
												287	A	UC Santa Barbara	69 58
LAST 12 Division I GAMES:															
		40	H	Northwestern	75	87				176	H	Idaho St.	82	78	
		287	A	UC Santa Barbara	69	58									
		95	N	Montana St.	50	77									
		42	N	Marquette	65	62									
		211	A	San Jose St.	64	75									
		25	A	California	58	73									

Non-Div I Games: UC Santa Cruz 85 39

Santa Clara

Loss, Non-Conf, S Site, H Home A Away N Neutral

Average RPI Win:	296	WON-LOST	WINNING	LAST 10	STRENGTH OF	OPP. STRENGTH	TEAM	ADJ.	CONF.	ADJ CONF.
Average RPI Loss:	139	RECORD	PCT. RANK	GAMES	SCHEDULE	OF SCHEDULE	RPI	RPI	RPI	RPI
DIV. I ONLY	1- 8	317	1- 8	190	131	305	305	31	31	
DIV. I NON-CONF.	1- 8	317	1- 8	190	136	304	304	31	31	
TOTALS	RPI 1-25	RPI 26-50	W-L RECORDS	RPI 51-100	RPI 101-150	RPI 150+				
1- 8	0- 1	0- 1	OVERALL	0- 2	0- 0	1- 4				
1- 3	0- 0	0- 0	HOME	0- 1	0- 0	1- 2				
0- 5	0- 1	0- 1	AWAY	0- 1	0- 0	0- 2				
0- 0	0- 0	0- 0	NEUTRAL	0- 0	0- 0	0- 0				
1- 8	0- 1	0- 1	NON-CONFERENCE	0- 2	0- 0	1- 4				
1- 3	0- 0	0- 0	HOME	0- 1	0- 0	1- 2				
0- 5	0- 1	0- 1	AWAY	0- 1	0- 0	0- 2				
0- 0	0- 0	0- 0	NEUTRAL	0- 0	0- 0	0- 0				
0- 0	0- 0	0- 0	CONFERENCE	0- 0	0- 0	0- 0				
0- 0	0- 0	0- 0	HOME	0- 0	0- 0	0- 0				
0- 0	0- 0	0- 0	AWAY	0- 0	0- 0	0- 0				
0- 0	0- 0	0- 0	NEUTRAL	0- 0	0- 0	0- 0				

RPI 1-25				RPI 26-50				RPI 51-100				RPI 101+ Team's RPI: 305			
RPI	S	Opponent	Score	RPI	S	Opponent	Score	RPI	S	Opponent	Score	RPI	S	Opponent	Score
14	A	Washington	36 87	34	A	Auburn	46 75	72	H	Jacksonville	40 55	162	A	Seton Hall	60 74
								89	A	Iowa St.	51 74	217	H	Ga. Southern	45 50
												236	H	Jacksonville St.	57 64
												288	A	Kennesaw St.	60 72
												296	H	Alabama St.	54 39
LAST 12 Division I GAMES:															
288	A	Kennesaw St.	60 72	14	A	Washington	36 87	34	A	Auburn	46 75	217	H	Ga. Southern	45 50
89	A	Iowa St.	51 74	72	H	Jacksonville	40 55								
296	H	Alabama St.	54 39												
162	A	Seton Hall	60 74												

Non-Div I Games: Columbia (SC) 68 52

Savannah St.

Average RPI Win:	324	WON-LOST	WINNING	LAST 10	STRENGTH OF	OPP. STRENGTH	TEAM	ADJ.	CONF.	ADJ CONF.
Average RPI Loss:	122	RECORD	PCT. RANK	GAMES	SCHEDULE	OF SCHEDULE	RPI	RPI	RPI	RPI
DIV. I ONLY	3- 10	272	2- 8	199	259	289	289	28	28	
DIV. I NON-CONF.	3- 10	272	3- 9	199	258	287	287	28	28	
TOTALS	RPI 1-25	RPI 26-50	W-L RECORDS	RPI 51-100	RPI 101-150	RPI 150+				
3- 10	0- 2	0- 0	OVERALL	0- 2	0- 3	3- 3				
2- 4	0- 1	0- 0	HOME	0- 0	0- 1	2- 2				
1- 6	0- 1	0- 0	AWAY	0- 2	0- 2	1- 1				
0- 0	0- 0	0- 0	NEUTRAL	0- 0	0- 0	0- 0				
3- 10	0- 2	0- 0	NON-CONFERENCE	0- 2	0- 3	3- 3				
2- 4	0- 1	0- 0	HOME	0- 0	0- 1	2- 2				
1- 6	0- 1	0- 0	AWAY	0- 2	0- 2	1- 1				
0- 0	0- 0	0- 0	NEUTRAL	0- 0	0- 0	0- 0				
0- 0	0- 0	0- 0	CONFERENCE	0- 0	0- 0	0- 0				
0- 0	0- 0	0- 0	HOME	0- 0	0- 0	0- 0				
0- 0	0- 0	0- 0	AWAY	0- 0	0- 0	0- 0				
0- 0	0- 0	0- 0	NEUTRAL	0- 0	0- 0	0- 0				

RPI 1-25				RPI 26-50				RPI 51-100				RPI 101+ Team's RPI: 289			
RPI	S	Opponent	Score	RPI	S	Opponent	Score	RPI	S	Opponent	Score	RPI	S	Opponent	Score
14	H	Washington	64 94					83	A	UC Riverside	54 58	111	H	Idaho	64 68
23	A	Boise St.	68 73					95	A	Montana St.	56 75	114	A	Colorado St.	62 66
												138	A	San Diego	44 67
												153	A	San Francisco	59 73
												227	H	Loyola Marymount	59 62
												259	H	Portland St.	71 79
												287	H	UC Santa Barbara	58 53
												340	A	Denver	75 72
												345	H	Montana	60 44
LAST 12 Division I GAMES:															
114	A	Colorado St.	62 66	138	A	San Diego	44 67								
340	A	Denver	75 72	83	A	UC Riverside	54 58								
259	H	Portland St.	71 79	95	A	Montana St.	56 75								
23	A	Boise St.	68 73	345	H	Montana	60 44								
287	H	UC Santa Barbara	58 53	227	H	Loyola Marymount	59 62								
153	A	San Francisco	59 73	14	H	Washington	64 94								

Non-Div I Games:

Seattle U

■ Loss,
 ■ Non-Conf,
 ■ S Site,
 ■ H Home
 ■ A Away
 N Neutral

Average RPI Win:	217	WON-LOST	WINNING	LAST 10	STRENGTH OF	OPP. STRENGTH	TEAM	ADJ.	CONF.	ADJ CONF.
Average RPI Loss:	119	RECORD	PCT. RANK	GAMES	SCHEDULE	OF SCHEDULE	RPI	RPI	RPI	RPI
DIV. I ONLY	7- 4	114	6- 4	278	57	162	162	6	6	
DIV. I NON-CONF.	7- 4	112	7- 4	278	57	163	163	6	6	
TOTALS	RPI 1-25	RPI 26-50	W-L RECORDS	RPI 51-100	RPI 101-150	RPI 150+				
7- 4	0- 1	0- 0	OVERALL	2- 1	0- 0	5- 2				
6- 1	0- 0	0- 0	HOME	2- 1	0- 0	4- 0				
1- 3	0- 1	0- 0	AWAY	0- 0	0- 0	1- 2				
0- 0	0- 0	0- 0	NEUTRAL	0- 0	0- 0	0- 0				
7- 4	0- 1	0- 0	NON-CONFERENCE	2- 1	0- 0	5- 2				
6- 1	0- 0	0- 0	HOME	2- 1	0- 0	4- 0				
1- 3	0- 1	0- 0	AWAY	0- 0	0- 0	1- 2				
0- 0	0- 0	0- 0	NEUTRAL	0- 0	0- 0	0- 0				
0- 0	0- 0	0- 0	CONFERENCE	0- 0	0- 0	0- 0				
0- 0	0- 0	0- 0	HOME	0- 0	0- 0	0- 0				
0- 0	0- 0	0- 0	AWAY	0- 0	0- 0	0- 0				
0- 0	0- 0	0- 0	NEUTRAL	0- 0	0- 0	0- 0				

RPI 1-25				RPI 26-50				RPI 51-100				RPI 101+ Team's RPI: 162			
RPI	S	Opponent	Score	RPI	S	Opponent	Score	RPI	S	Opponent	Score	RPI	S	Opponent	Score
11	A	Minnesota	57 90					52	H	UT Arlington	61 86	172	H	Boston College	71 66
								60	H	Wake Forest	70 63	205	A	Rutgers	45 53
								88	H	Rider	89 81	209	A	Princeton	67 94
												278	A	Marist	76 63
												293	H	LIU Brooklyn	77 59
												305	H	Savannah St.	74 60
												325	H	Central Conn. St.	78 70
LAST 12 Division I GAMES:															
88	H	Rider		89	81	293	H	LIU Brooklyn		77	59				
205	A	Rutgers		45	53	60	H	Wake Forest		70	63				
172	H	Boston College		71	66	209	A	Princeton		67	94				
278	A	Marist		76	63	52	H	UT Arlington		61	86				
305	H	Savannah St.		74	60	325	H	Central Conn. St.		78	70				
						11	A	Minnesota		57	90				

Non-Div I Games:

Seton Hall

Average RPI Win:	259	WON-LOST	WINNING	LAST 10	STRENGTH OF	OPP. STRENGTH	TEAM	ADJ.	CONF.	ADJ CONF.
Average RPI Loss:	154	RECORD	PCT. RANK	GAMES	SCHEDULE	OF SCHEDULE	RPI	RPI	RPI	RPI
DIV. I ONLY	2- 7	274	2- 7	171	273	295	295	17	17	
DIV. I NON-CONF.	1- 6	300	1- 6	223	241	323	323	17	17	
TOTALS	RPI 1-25	RPI 26-50	W-L RECORDS	RPI 51-100	RPI 101-150	RPI 150+				
2- 7	0- 0	0- 0	OVERALL	0- 1	0- 2	2- 4				
2- 2	0- 0	0- 0	HOME	0- 0	0- 0	2- 2				
0- 5	0- 0	0- 0	AWAY	0- 1	0- 2	0- 2				
0- 0	0- 0	0- 0	NEUTRAL	0- 0	0- 0	0- 0				
1- 6	0- 0	0- 0	NON-CONFERENCE	0- 1	0- 1	1- 4				
1- 2	0- 0	0- 0	HOME	0- 0	0- 0	1- 2				
0- 4	0- 0	0- 0	AWAY	0- 1	0- 1	0- 2				
0- 0	0- 0	0- 0	NEUTRAL	0- 0	0- 0	0- 0				
1- 1	0- 0	0- 0	CONFERENCE	0- 0	0- 1	1- 0				
1- 0	0- 0	0- 0	HOME	0- 0	0- 0	1- 0				
0- 1	0- 0	0- 0	AWAY	0- 0	0- 1	0- 0				
0- 0	0- 0	0- 0	NEUTRAL	0- 0	0- 0	0- 0				

RPI 1-25				RPI 26-50				RPI 51-100				RPI 101+				Team's RPI: 295	
RPI	S	Opponent	Score	RPI	S	Opponent	Score	RPI	S	Opponent	Score	RPI	S	Opponent	Score		
								95	A	Syracuse	65	102	108	A	Quinnipiac	47	73
												147	A	Albany (NY)	86	88	
												165	H	New Hampshire	67	77	
												182	H	Hartford	76	80	
												186	A	FGCU	42	66	
												194	A	Sacred Heart	58	62	
												247	H	Colgate	71	63	
												271	H	Fairfield	67	52	
LAST 12 Division I GAMES:																	
				194	A	Sacred Heart	58	62		108	A	Quinnipiac	47	73			
				186	A	FGCU	42	66		271	H	Fairfield	67	52			
				165	H	New Hampshire	67	77		147	A	Albany (NY)	86	88			
										247	H	Colgate	71	63			
										182	H	Hartford	76	80			
										95	A	Syracuse	65	102			

Non-Div I Games:

Siena

Average RPI Win:	189	WON-LOST	WINNING	LAST 10	STRENGTH OF	OPP. STRENGTH	TEAM	ADJ.	CONF.	ADJ CONF.
Average RPI Loss:	81	RECORD	PCT. RANK	GAMES	SCHEDULE	OF SCHEDULE	RPI	RPI	RPI	RPI
DIV. I ONLY	3- 4	197	3- 4	85	104	132	132	19	19	
DIV. I NON-CONF.	3- 4	197	3- 4	85	106	133	133	19	19	
TOTALS	RPI 1-25	RPI 26-50	W-L RECORDS	RPI 51-100	RPI 101-150	RPI 150+				
3- 4	0- 1	0- 0	OVERALL	0- 2	1- 1	2- 0				
1- 1	0- 0	0- 0	HOME	0- 0	0- 1	1- 0				
1- 2	0- 0	0- 0	AWAY	0- 2	1- 0	0- 0				
1- 1	0- 1	0- 0	NEUTRAL	0- 0	0- 0	1- 0				
3- 4	0- 1	0- 0	NON-CONFERENCE	0- 2	1- 1	2- 0				
1- 1	0- 0	0- 0	HOME	0- 0	0- 1	1- 0				
1- 2	0- 0	0- 0	AWAY	0- 2	1- 0	0- 0				
1- 1	0- 1	0- 0	NEUTRAL	0- 0	0- 0	1- 0				
0- 0	0- 0	0- 0	CONFERENCE	0- 0	0- 0	0- 0				
0- 0	0- 0	0- 0	HOME	0- 0	0- 0	0- 0				
0- 0	0- 0	0- 0	AWAY	0- 0	0- 0	0- 0				
0- 0	0- 0	0- 0	NEUTRAL	0- 0	0- 0	0- 0				

RPI 1-25			RPI 26-50			RPI 51-100			RPI 101+			Team's RPI: 132
RPI	S	Opponent	Score	RPI	S	Opponent	Score	RPI	S	Opponent	Score	Score
22	N	Florida	33 85					72	A	Jacksonville	55 62	133 A New Orleans 65 62
								86	A	UCF	58 70	142 H Southern Miss. 48 57
												202 H Southern U. 55 48
												231 N North Florida 62 55
LAST 12 Division I GAMES:												
202	H	Southern U.	55 48	22	N	Florida	33 85					
142	H	Southern Miss.	48 57									
72	A	Jacksonville	55 62									
231	N	North Florida	62 55									
133	A	New Orleans	65 62									
86	A	UCF	58 70									

Non-Div I Games: Spring Hill 38 33 William Carey 62 39

South Ala.

South Carolina

Through Games Of Dec. 18, 2016

Average RPI Win:	85	WON-LOST	WINNING	LAST 10	STRENGTH OF	OPP. STRENGTH	TEAM	ADJ.	CONF.	ADJ CONF.
Average RPI Loss:	28	RECORD	PCT. RANK	GAMES	SCHEDULE	OF SCHEDULE	RPI	RPI	RPI	RPI
DIV. I ONLY	9- 1	21	9- 1	6	16	3	3	1	1	
DIV. I NON-CONF.	9- 1	21	9- 1	7	16	3	3	1	1	
TOTALS	RPI 1-25	RPI 26-50	W-L RECORDS	RPI 51-100	RPI 101-150	RPI 150+				
9- 1	2- 0	1- 1	OVERALL	4- 0	1- 0	1- 0				
6- 0	2- 0	0- 0	HOME	3- 0	0- 0	0- 0				
2- 1	0- 0	0- 1	AWAY	1- 0	1- 0	0- 0				
1- 0	0- 0	1- 0	NEUTRAL	0- 0	0- 0	0- 0				
9- 1	2- 0	1- 1	NON-CONFERENCE	4- 0	1- 0	1- 0				
6- 0	2- 0	0- 0	HOME	3- 0	0- 0	1- 0				
2- 1	0- 0	0- 1	AWAY	1- 0	1- 0	0- 0				
1- 0	0- 0	1- 0	NEUTRAL	0- 0	0- 0	0- 0				
0- 0	0- 0	0- 0	CONFERENCE	0- 0	0- 0	0- 0				
0- 0	0- 0	0- 0	HOME	0- 0	0- 0	0- 0				
0- 0	0- 0	0- 0	AWAY	0- 0	0- 0	0- 0				
0- 0	0- 0	0- 0	NEUTRAL	0- 0	0- 0	0- 0				

RPI 1-25				RPI 26-50				RPI 51-100				RPI 101+			
RPI	S	Opponent	Score	RPI	S	Opponent	Score	RPI	S	Opponent	Score	RPI	S	Opponent	Score
11	H	Minnesota	98 58	28	A	Duke	63 74	77	H	Maine	79 42	104	A	Ohio St.	92 80
24	H	UCLA	66 57	50	N	Louisville	83 59	81	A	Texas	76 67	239	H	Saint Peter's	93 38
								87	H	Hampton	92 38				
								92	H	Clemson	83 61				
LAST 12 Division I GAMES:															
				50	N	Louisville	83 59	24	H	UCLA	66 57				
				239	H	Saint Peter's	93 38	92	H	Clemson	83 61				
				77	H	Maine	79 42	11	H	Minnesota	98 58				
				87	H	Hampton	92 38	28	A	Duke	63 74				
				104	A	Ohio St.	92 80	81	A	Texas	76 67				

Non-Div I Games:

South Carolina

Loss, Non-Conf, S Site, H Home A Away N Neutral

Average RPI Win:	313	WON-LOST	WINNING	LAST 10	STRENGTH OF	OPP. STRENGTH	TEAM	ADJ.	CONF.	ADJ CONF.
Average RPI Loss:	172	RECORD	PCT. RANK	GAMES	SCHEDULE	OF SCHEDULE	RPI	RPI	RPI	RPI
DIV. I ONLY	1- 6	303	1- 6	281	258	317	317	31	31	
DIV. I NON-CONF.	1- 6	300	1- 6	282	257	316	316	31	31	
TOTALS	RPI 1-25	RPI 26-50	W-L RECORDS	RPI 51-100	RPI 101-150	RPI 150+				
1- 6	0- 0	0- 1	OVERALL	0- 1	0- 1	1- 3				
0- 1	0- 0	0- 0	HOME	0- 0	0- 0	0- 1				
1- 4	0- 0	0- 1	AWAY	0- 1	0- 1	1- 1				
0- 1	0- 0	0- 0	NEUTRAL	0- 0	0- 0	0- 1				
1- 6	0- 0	0- 1	NON-CONFERENCE	0- 1	0- 1	1- 3				
0- 1	0- 0	0- 0	HOME	0- 0	0- 0	0- 1				
1- 4	0- 0	0- 1	AWAY	0- 1	0- 1	1- 1				
0- 1	0- 0	0- 0	NEUTRAL	0- 0	0- 0	0- 1				
0- 0	0- 0	0- 0	CONFERENCE	0- 0	0- 0	0- 0				
0- 0	0- 0	0- 0	HOME	0- 0	0- 0	0- 0				
0- 0	0- 0	0- 0	AWAY	0- 0	0- 0	0- 0				
0- 0	0- 0	0- 0	NEUTRAL	0- 0	0- 0	0- 0				

RPI 1-25			RPI 26-50			RPI 51-100			RPI 101+			Team's RPI: 317
RPI	S	Opponent	Score	RPI	S	Opponent	Score	RPI	S	Opponent	Score	
				32	A	Georgia	50 64	92	A	Clemson	36 56	
								127	A	Charleston So.	62 67	
								180	A	Wofford	65 66	
								298	N	Coastal Caro.	54 63	
								301	H	USC Upstate	67 73	
								313	A	Winthrop	63 55	
LAST 12 Division I GAMES:												
				92	A	Clemson	36 56	298	N	Coastal Caro.	54 63	
								301	H	USC Upstate	67 73	
								127	A	Charleston So.	62 67	
								180	A	Wofford	65 66	
								313	A	Winthrop	63 55	
								32	A	Georgia	50 64	

Non-Div I Games: St. Andrews 72 35 Morris 85 57

South Carolina St.

Loss, Non-Conf, S Site, H Home A Away N Neutral

Average RPI Win:	170	WON-LOST	WINNING	LAST 10	STRENGTH OF	OPP. STRENGTH	TEAM	ADJ.	CONF.	ADJ CONF.
Average RPI Loss:	124	RECORD	PCT. RANK	GAMES	SCHEDULE	OF SCHEDULE	RPI	RPI	RPI	RPI
DIV. I ONLY	7- 2	54	6- 2	157	92	53	53	16	16	
DIV. I NON-CONF.	7- 2	54	7- 2	158	93	53	53	16	16	
TOTALS	RPI 1-25	RPI 26-50	W-L RECORDS	RPI 51-100	RPI 101-150	RPI 150+				
7- 2	0- 0	1- 0	OVERALL	1- 1	0- 0	5- 1				
3- 0	0- 0	1- 0	HOME	0- 0	0- 0	2- 0				
3- 2	0- 0	0- 0	AWAY	1- 1	0- 0	2- 1				
1- 0	0- 0	0- 0	NEUTRAL	0- 0	0- 0	1- 0				
7- 2	0- 0	1- 0	NON-CONFERENCE	1- 1	0- 0	5- 1				
3- 0	0- 0	1- 0	HOME	0- 0	0- 0	2- 0				
3- 2	0- 0	0- 0	AWAY	1- 1	0- 0	2- 1				
1- 0	0- 0	0- 0	NEUTRAL	0- 0	0- 0	1- 0				
0- 0	0- 0	0- 0	CONFERENCE	0- 0	0- 0	0- 0				
0- 0	0- 0	0- 0	HOME	0- 0	0- 0	0- 0				
0- 0	0- 0	0- 0	AWAY	0- 0	0- 0	0- 0				
0- 0	0- 0	0- 0	NEUTRAL	0- 0	0- 0	0- 0				

RPI 1-25				RPI 26-50				RPI 51-100				Team's RPI: 53	RPI 101+			
RPI	S	Opponent	Score	RPI	S	Opponent	Score	RPI	S	Opponent	Score		RPI	S	Opponent	Score
				49	H	SFA	80 74	62	A	Arkansas	67 70		155	A	Tulsa	71 68
								83	A	UC Riverside	61 55		164	N	SIUE	75 68
													185	A	Wyoming	62 69
													211	H	San Jose St.	84 69
													251	A	CSU Bakersfield	75 60
													275	H	Illinois	77 68
LAST 12 Division I GAMES:																
				211	H	San Jose St.	84 69	62	A	Arkansas	67 70					
				275	H	Illinois	77 68	49	H	SFA	80 74					
				185	A	Wyoming	62 69	164	N	SIUE	75 68					
				251	A	CSU Bakersfield	75 60									
				83	A	UC Riverside	61 55									
				155	A	Tulsa	71 68									

Non-Div I Games: Concordia-St. Paul 83 58 Northwestern (IA) 100 57

South Dakota

Average RPI Win:	170	WON-LOST	WINNING	LAST 10	STRENGTH OF	OPP. STRENGTH	TEAM	ADJ.	CONF.	ADJ CONF.
Average RPI Loss:	33	RECORD	PCT. RANK	GAMES	SCHEDULE	OF SCHEDULE	RPI	RPI	RPI	RPI
DIV. I ONLY	8- 3	71	7- 3	141	24	65	65	16	16	
DIV. I NON-CONF.	8- 3	70	8- 3	140	23	67	67	16	16	
TOTALS	RPI 1-25	RPI 26-50	W-L RECORDS	RPI 51-100	RPI 101-150	RPI 150+				
8- 3	0- 1	0- 2	OVERALL	3- 0	1- 0	4- 0				
4- 1	0- 1	0- 0	HOME	1- 0	1- 0	2- 0				
3- 2	0- 0	0- 2	AWAY	2- 0	0- 0	1- 0				
1- 0	0- 0	0- 0	NEUTRAL	0- 0	0- 0	1- 0				
8- 3	0- 1	0- 2	NON-CONFERENCE	3- 0	1- 0	4- 0				
4- 1	0- 1	0- 0	HOME	1- 0	1- 0	2- 0				
3- 2	0- 0	0- 2	AWAY	2- 0	0- 0	1- 0				
1- 0	0- 0	0- 0	NEUTRAL	0- 0	0- 0	1- 0				
0- 0	0- 0	0- 0	CONFERENCE	0- 0	0- 0	0- 0				
0- 0	0- 0	0- 0	HOME	0- 0	0- 0	0- 0				
0- 0	0- 0	0- 0	AWAY	0- 0	0- 0	0- 0				
0- 0	0- 0	0- 0	NEUTRAL	0- 0	0- 0	0- 0				

RPI 1-25				RPI 26-50				RPI 51-100 Team's RPI: 65				RPI 101+			
RPI	S	Opponent	Score	RPI	S	Opponent	Score	RPI	S	Opponent	Score	RPI	S	Opponent	Score
10	H	Green Bay	43 67	39	A	Oklahoma	60 74	61	A	Iowa	66 64	101	H	Creighton	63 56
				50	A	Louisville	30 83	70	A	UNI	61 50	164	H	SIUE	82 49
								94	H	George Washington	60 55	213	A	North Dakota	83 72
												311	H	Ark.-Pine Bluff	103 45
												345	N	Montana	84 43
LAST 12 Division I GAMES:															
213	A	North Dakota	83 72	50	A	Louisville	30 83	94	H	George Washington	60 55	10	H	Green Bay	43 67
311	H	Ark.-Pine Bluff	103 45	70	A	UNI	61 50	164	H	SIUE	82 49	101	H	Creighton	63 56
39	A	Oklahoma	60 74	61	A	Iowa	66 64								
61	A	Iowa	66 64												
345	N	Montana	84 43												

Non-Div I Games:

South Dakota St.

■ Loss,
 ■ Non-Conf,
 ■ S Site,
 ■ H Home
 ■ A Away
 N Neutral

Average RPI Win:	164	WON-LOST	WINNING	LAST 10	STRENGTH OF	OPP. STRENGTH	TEAM	ADJ.	CONF.	ADJ CONF.
Average RPI Loss:	0	RECORD	PCT. RANK	GAMES	SCHEDULE	OF SCHEDULE	RPI	RPI	RPI	RPI
DIV. I ONLY	8- 0	1	8- 0	186	32	21	21	5	5	
DIV. I NON-CONF.	8- 0	1	8- 0	186	31	21	21	5	5	
TOTALS	RPI 1-25	RPI 26-50	W-L RECORDS	RPI 51-100	RPI 101-150	RPI 150+				
8- 0	0- 0	2- 0	OVERALL	1- 0	0- 0	5- 0				
4- 0	0- 0	0- 0	HOME	1- 0	0- 0	3- 0				
2- 0	0- 0	0- 0	AWAY	0- 0	0- 0	2- 0				
2- 0	0- 0	2- 0	NEUTRAL	0- 0	0- 0	0- 0				
8- 0	0- 0	2- 0	NON-CONFERENCE	1- 0	0- 0	5- 0				
4- 0	0- 0	0- 0	HOME	1- 0	0- 0	3- 0				
2- 0	0- 0	0- 0	AWAY	0- 0	0- 0	2- 0				
2- 0	0- 0	2- 0	NEUTRAL	0- 0	0- 0	0- 0				
0- 0	0- 0	0- 0	CONFERENCE	0- 0	0- 0	0- 0				
0- 0	0- 0	0- 0	HOME	0- 0	0- 0	0- 0				
0- 0	0- 0	0- 0	AWAY	0- 0	0- 0	0- 0				
0- 0	0- 0	0- 0	NEUTRAL	0- 0	0- 0	0- 0				

RPI	S	Opponent	Score	RPI	S	Opponent	Score	RPI	S	Opponent	Score	RPI	S	Opponent	Score
32	N	Georgia	81 65	72	H	Jacksonville	64 52	184	H	FIU	91 41	224	H	Saint Francis (PA)	129 80
35	N	North Carolina	83 55					231	H	North Florida	78 42	250	A	Butler	74 59
								280	A	Arkansas St.	78 59				
LAST 12 Division I GAMES:															
32	N	Georgia	81 65	224	H	Saint Francis (PA)	129 80								
35	N	North Carolina	83 55	280	A	Arkansas St.	78 59								
72	H	Jacksonville	64 52	250	A	Butler	74 59								
231	H	North Florida	78 42	184	H	FIU	91 41								

Non-Div I Games:

South Fla.

Average RPI Win:	299	WON-LOST	WINNING	LAST 10	STRENGTH OF	OPP. STRENGTH	TEAM	ADJ.	CONF.	ADJ CONF.
Average RPI Loss:	169	RECORD	PCT. RANK	GAMES	SCHEDULE	OF SCHEDULE	RPI	RPI	RPI	RPI
DIV. I ONLY	3- 7	246	3- 6	272	294	300	300	29	29	
DIV. I NON-CONF.	3- 7	246	3- 7	273	293	299	299	29	29	
TOTALS	RPI 1-25	RPI 26-50	W-L RECORDS	RPI 51-100	RPI 101-150	RPI 150+				
3- 7	0- 0	0- 0	OVERALL	0- 1	0- 1	3- 5				
1- 3	0- 0	0- 0	HOME	0- 0	0- 1	1- 2				
1- 3	0- 0	0- 0	AWAY	0- 1	0- 0	1- 2				
1- 1	0- 0	0- 0	NEUTRAL	0- 0	0- 0	1- 1				
3- 7	0- 0	0- 0	NON-CONFERENCE	0- 1	0- 1	3- 5				
1- 3	0- 0	0- 0	HOME	0- 0	0- 1	1- 2				
1- 3	0- 0	0- 0	AWAY	0- 1	0- 0	1- 2				
1- 1	0- 0	0- 0	NEUTRAL	0- 0	0- 0	1- 1				
0- 0	0- 0	0- 0	CONFERENCE	0- 0	0- 0	0- 0				
0- 0	0- 0	0- 0	HOME	0- 0	0- 0	0- 0				
0- 0	0- 0	0- 0	AWAY	0- 0	0- 0	0- 0				
0- 0	0- 0	0- 0	NEUTRAL	0- 0	0- 0	0- 0				

RPI 1-25				RPI 26-50				RPI 51-100				RPI 101+				Team's RPI: 300	
RPI	S	Opponent	Score	RPI	S	Opponent	Score	RPI	S	Opponent	Score	RPI	S	Opponent	Score		
								82	A	Xavier	48	54	105	H	Western Ill.	87	100
													163	N	Louisiana	78	82
													188	H	Saint Louis	50	89
													199	A	Southern Ill.	70	77
													210	H	Cincinnati	75	83
													234	A	Memphis	63	65
													260	A	Evansville	76	74
													294	H	Lipscomb	79	63
													342	N	Alcorn	68	50
LAST 12 Division I GAMES:																	
234	A	Memphis	63	65	294	H	Lipscomb	79	63								
199	A	Southern Ill.	70	77	188	H	Saint Louis	50	89								
105	H	Western Ill.	87	100	342	N	Alcorn	68	50								
210	H	Cincinnati	75	83	163	N	Louisiana	78	82								
					260	A	Evansville	76	74								
					82	A	Xavier	48	54								

Non-Div I Games: Hannibal-La Grange 99 52 Stephens College 107 59

Southeast Mo. St.

■ Loss,
 ■ Non-Conf,
 ■ S Site,
 ■ Home
 ■ A Away
 N Neutral

Average RPI Win:	312	WON-LOST	WINNING	LAST 10	STRENGTH OF	OPP. STRENGTH	TEAM	ADJ.	CONF.	ADJ CONF.
Average RPI Loss:	129	RECORD	PCT. RANK	GAMES	SCHEDULE	OF SCHEDULE	RPI	RPI	RPI	RPI
DIV. I ONLY	1- 6	303	1- 6	69	295	255	255	27	27	
DIV. I NON-CONF.	1- 6	300	1- 6	69	294	255	255	27	27	
TOTALS	RPI 1-25	RPI 26-50	W-L RECORDS	RPI 51-100	RPI 101-150	RPI 150+				
1- 6	0- 0	0- 1	OVERALL	0- 2	0- 1	1- 2				
1- 0	0- 0	0- 0	HOME	0- 0	0- 0	1- 0				
0- 6	0- 0	0- 1	AWAY	0- 2	0- 1	0- 2				
0- 0	0- 0	0- 0	NEUTRAL	0- 0	0- 0	0- 0				
1- 6	0- 0	0- 1	NON-CONFERENCE	0- 2	0- 1	1- 2				
1- 0	0- 0	0- 0	HOME	0- 0	0- 0	1- 0				
0- 6	0- 0	0- 1	AWAY	0- 2	0- 1	0- 2				
0- 0	0- 0	0- 0	NEUTRAL	0- 0	0- 0	0- 0				
0- 0	0- 0	0- 0	CONFERENCE	0- 0	0- 0	0- 0				
0- 0	0- 0	0- 0	HOME	0- 0	0- 0	0- 0				
0- 0	0- 0	0- 0	AWAY	0- 0	0- 0	0- 0				
0- 0	0- 0	0- 0	NEUTRAL	0- 0	0- 0	0- 0				

RPI 1-25			RPI 26-50			RPI 51-100			RPI 101+			Team's RPI: 255
RPI	S	Opponent	Score	RPI	S	Opponent	Score	RPI	S	Opponent	Score	Score
				31	A	Baylor	38 109	51	A	Colorado	54 112	114 A Colorado St. 31 77
								93	A	Ole Miss	31 81	175 A Houston 80 83
												310 A Jackson St. 66 83
												312 H Bethune-Cookman 75 63
LAST 12 Division I GAMES:												
310	A	Jackson St.	66 83	31	A	Baylor	38 109	51	A	Colorado	54 112	93 A Ole Miss 31 81
114	A	Colorado St.	31 77	175	A	Houston	80 83					
51	A	Colorado	54 112									
312	H	Bethune-Cookman	75 63									

Non-Div I Games: Mobile 67 52

Southeastern La.

Average RPI Win:	161	WON-LOST	WINNING	LAST 10	STRENGTH OF	OPP. STRENGTH	TEAM	ADJ.	CONF.	ADJ CONF.
Average RPI Loss:	34	RECORD	PCT. RANK	GAMES	SCHEDULE	OF SCHEDULE	RPI	RPI	RPI	RPI
DIV. I ONLY	8- 2	40	8- 2	122	11	48	48	2	2	
DIV. I NON-CONF.	8- 2	40	8- 2	123	11	48	48	2	2	
TOTALS	RPI 1-25	RPI 26-50	W-L RECORDS	RPI 51-100	RPI 101-150	RPI 150+				
8- 2	0- 1	1- 0	OVERALL	1- 1	2- 0	4- 0				
4- 1	0- 1	0- 0	HOME	1- 0	1- 0	2- 0				
2- 1	0- 0	1- 0	AWAY	0- 1	0- 0	1- 0				
2- 0	0- 0	0- 0	NEUTRAL	0- 0	1- 0	1- 0				
8- 2	0- 1	1- 0	NON-CONFERENCE	1- 1	2- 0	4- 0				
4- 1	0- 1	0- 0	HOME	1- 0	1- 0	2- 0				
2- 1	0- 0	1- 0	AWAY	0- 1	0- 0	1- 0				
2- 0	0- 0	0- 0	NEUTRAL	0- 0	1- 0	1- 0				
0- 0	0- 0	0- 0	CONFERENCE	0- 0	0- 0	0- 0				
0- 0	0- 0	0- 0	HOME	0- 0	0- 0	0- 0				
0- 0	0- 0	0- 0	AWAY	0- 0	0- 0	0- 0				
0- 0	0- 0	0- 0	NEUTRAL	0- 0	0- 0	0- 0				

RPI 1-25				RPI 26-50				Team's RPI: 48				RPI 51-100				RPI 101+			
RPI	S	Opponent	Score	RPI	S	Opponent	Score	RPI	S	Opponent	Score	RPI	S	Opponent	Score	RPI	S	Opponent	Score
4	H	Mississippi St.	72 76	37	A	Texas A&M	66 62					63	A	UNLV	66 77	119	H	Long Beach St.	82 74
												83	H	UC Riverside	67 49	128	N	Missouri St.	89 67
																196	N	Portland	67 54
																233	A	Sacramento St.	111 95
																243	H	Grambling	75 64
																245	H	Hawaii	76 44
LAST 12 Division I GAMES:																			
				37	A	Texas A&M	66 62	4	H	Mississippi St.	72 76								
				119	H	Long Beach St.	82 74	243	H	Grambling	75 64								
				196	N	Portland	67 54	233	A	Sacramento St.	111 95								
				128	N	Missouri St.	89 67	245	H	Hawaii	76 44								
				63	A	UNLV	66 77												
				83	H	UC Riverside	67 49												

Non-Div I Games:

Southern California

■ Loss,
 ■ Non-Conf,
 ■ S Site,
 ■ H Home
 ■ A Away
 N Neutral

Average RPI Win:	248	WON-LOST	WINNING	LAST 10	STRENGTH OF	OPP. STRENGTH	TEAM	ADJ.	CONF.	ADJ CONF.
Average RPI Loss:	149	RECORD	PCT. RANK	GAMES	SCHEDULE	OF SCHEDULE	RPI	RPI	RPI	RPI
DIV. I ONLY	4- 4	156	4- 4	236	243	199	199	15	15	
DIV. I NON-CONF.	4- 4	159	4- 4	237	242	200	200	15	15	
TOTALS	RPI 1-25	RPI 26-50	W-L RECORDS	RPI 51-100	RPI 101-150	RPI 150+				
4- 4	0- 0	0- 1	OVERALL	0- 0	1- 1	3- 2				
3- 1	0- 0	0- 0	HOME	0- 0	0- 1	3- 0				
1- 3	0- 0	0- 1	AWAY	0- 0	1- 0	0- 2				
0- 0	0- 0	0- 0	NEUTRAL	0- 0	0- 0	0- 0				
4- 4	0- 0	0- 1	NON-CONFERENCE	0- 0	1- 1	3- 2				
3- 1	0- 0	0- 0	HOME	0- 0	0- 1	3- 0				
1- 3	0- 0	0- 1	AWAY	0- 0	1- 0	0- 2				
0- 0	0- 0	0- 0	NEUTRAL	0- 0	0- 0	0- 0				
0- 0	0- 0	0- 0	CONFERENCE	0- 0	0- 0	0- 0				
0- 0	0- 0	0- 0	HOME	0- 0	0- 0	0- 0				
0- 0	0- 0	0- 0	AWAY	0- 0	0- 0	0- 0				
0- 0	0- 0	0- 0	NEUTRAL	0- 0	0- 0	0- 0				

RPI 1-25			RPI 26-50			RPI 51-100			RPI 101+			Team's RPI: 199
RPI	S	Opponent	Score	RPI	S	Opponent	Score	RPI	S	Opponent	Score	
				39	A	Oklahoma	48 80					
								141	A	Purdue	64 61	
								150	H	UAB	49 64	
								164	A	SIUE	59 60	
								234	H	Memphis	69 61	
								244	A	UT Martin	68 76	
								300	H	Southeast Mo. St.	77 70	
								316	H	Murray St.	70 63	
LAST 12 Division I GAMES:												
				141	A	Purdue	64 61	234	H	Memphis	69 61	
				316	H	Murray St.	70 63	300	H	Southeast Mo. St.	77 70	
				39	A	Oklahoma	48 80	150	H	UAB	49 64	
								244	A	UT Martin	68 76	
								164	A	SIUE	59 60	

Non-Div I Games: Brescia 104 35

Southern Ill.

Average RPI Win:	203	WON-LOST	WINNING	LAST 10	STRENGTH OF	OPP. STRENGTH	TEAM	ADJ.	CONF.	ADJ CONF.
Average RPI Loss:	39	RECORD	PCT. RANK	GAMES	SCHEDULE	OF SCHEDULE	RPI	RPI	RPI	RPI
DIV. I ONLY	6- 2	64	6- 2	305	6	142	142	12	12	
DIV. I NON-CONF.	6- 2	63	6- 2	305	6	144	144	12	12	
TOTALS	RPI 1-25	RPI 26-50	W-L RECORDS	RPI 51-100	RPI 101-150	RPI 150+				
6- 2	0- 1	0- 0	OVERALL	0- 1	2- 0	4- 0				
5- 1	0- 1	0- 0	HOME	0- 0	1- 0	4- 0				
1- 1	0- 0	0- 0	AWAY	0- 0	1- 0	0- 0				
0- 0	0- 0	0- 0	NEUTRAL	0- 0	0- 0	0- 0				
6- 2	0- 1	0- 0	NON-CONFERENCE	0- 1	2- 0	4- 0				
5- 1	0- 1	0- 0	HOME	0- 0	1- 0	4- 0				
1- 1	0- 0	0- 0	AWAY	0- 1	1- 0	0- 0				
0- 0	0- 0	0- 0	NEUTRAL	0- 0	0- 0	0- 0				
0- 0	0- 0	0- 0	CONFERENCE	0- 0	0- 0	0- 0				
0- 0	0- 0	0- 0	HOME	0- 0	0- 0	0- 0				
0- 0	0- 0	0- 0	AWAY	0- 0	0- 0	0- 0				
0- 0	0- 0	0- 0	NEUTRAL	0- 0	0- 0	0- 0				

RPI 1-25				RPI 26-50				RPI 51-100				RPI 101+ Team's RPI: 142			
RPI	S	Opponent	Score	RPI	S	Opponent	Score	RPI	S	Opponent	Score	RPI	S	Opponent	Score
4	H	Mississippi St.	50 72					73	A	Tulane	67 86	132	A	South Ala.	57 48
												133	H	New Orleans	78 53
												152	H	Mississippi Val.	83 55
												163	H	Louisiana	71 49
												296	H	Alabama St.	70 43
												342	H	Alcorn	99 56
LAST 12 Division I GAMES:															
4	H	Mississippi St.	50 72	163	H	Louisiana	71 49								
132	A	South Ala.	57 48	342	H	Alcorn	99 56								
152	H	Mississippi Val.	83 55	73	A	Tulane	67 86								
				296	H	Alabama St.	70 43								
				133	H	New Orleans	78 53								

Non-Div I Games: William Carey 92 39

Southern Miss.

Average RPI Win:	312	WON-LOST	WINNING	LAST 10	STRENGTH OF	OPP. STRENGTH	TEAM	ADJ.	CONF.	ADJ CONF.
Average RPI Loss:	65	RECORD	PCT. RANK	GAMES	SCHEDULE	OF SCHEDULE	RPI	RPI	RPI	RPI
DIV. I ONLY	1- 5	300	1- 5	47	55	202	202	30	30	
DIV. I NON-CONF.	1- 5	297	1- 5	48	55	203	203	30	30	
TOTALS	RPI 1-25	RPI 26-50	W-L RECORDS	RPI 51-100	RPI 101-150	RPI 150+				
1- 5	0- 1	0- 2	OVERALL	0- 0	0- 2	1- 0				
1- 0	0- 0	0- 0	HOME	0- 0	0- 0	1- 0				
0- 4	0- 0	0- 0	AWAY	0- 0	0- 0	0- 0				
0- 1	0- 0	0- 1	NEUTRAL	0- 0	0- 0	0- 0				
1- 5	0- 1	0- 2	NON-CONFERENCE	0- 0	0- 2	1- 0				
1- 0	0- 0	0- 0	HOME	0- 0	0- 0	1- 0				
0- 4	0- 1	0- 1	AWAY	0- 0	0- 2	0- 0				
0- 1	0- 0	0- 1	NEUTRAL	0- 0	0- 0	0- 0				
0- 0	0- 0	0- 0	CONFERENCE	0- 0	0- 0	0- 0				
0- 0	0- 0	0- 0	HOME	0- 0	0- 0	0- 0				
0- 0	0- 0	0- 0	AWAY	0- 0	0- 0	0- 0				
0- 0	0- 0	0- 0	NEUTRAL	0- 0	0- 0	0- 0				

RPI 1-25				RPI 26-50				RPI 51-100				RPI 101+ Team's RPI: 202			
RPI	S	Opponent	Score	RPI	S	Opponent	Score	RPI	S	Opponent	Score	RPI	S	Opponent	Score
24	A	UCLA	47 95	30	A	Michigan St.	55 70					104	A	Ohio St.	73 108
				37	N	Texas A&M	58 81					132	A	South Ala.	48 55
												312	H	Bethune-Cookman	61 59
LAST 12 Division I GAMES:															
132	A	South Ala.	48 55	37	N	Texas A&M	58 81								
104	A	Ohio St.	73 108												
312	H	Bethune-Cookman	61 59												
24	A	UCLA	47 95												
30	A	Michigan St.	55 70												

Non-Div I Games: Spring Hill 68 53

Southern U.

Southern Utah

Through Games Of Dec. 18, 2016

Average RPI Win:	236	WON-LOST	WINNING	LAST 10	STRENGTH OF	OPP. STRENGTH	TEAM	ADJ.	CONF.	ADJ CONF.
Average RPI Loss:	141	RECORD	PCT. RANK	GAMES	SCHEDULE	OF SCHEDULE	RPI	RPI	RPI	RPI
DIV. I ONLY	2- 6	262	2- 6	36	284	159	159	18	18	
DIV. I NON-CONF.	2- 6	262	2- 6	36	283	160	160	18	18	
TOTALS	RPI 1-25	RPI 26-50	W-L RECORDS	RPI 51-100	RPI 101-150	RPI 150+				
2- 6	0- 1	0- 0	OVERALL	0- 1	0- 2	2- 2				
0- 3	0- 0	0- 0	HOME	0- 0	0- 2	0- 1				
2- 3	0- 1	0- 0	AWAY	0- 1	0- 0	2- 1				
0- 0	0- 0	0- 0	NEUTRAL	0- 0	0- 0	0- 0				
2- 6	0- 1	0- 0	NON-CONFERENCE	0- 1	0- 2	2- 2				
0- 3	0- 0	0- 0	HOME	0- 0	0- 2	0- 1				
2- 3	0- 1	0- 0	AWAY	0- 1	0- 0	2- 1				
0- 0	0- 0	0- 0	NEUTRAL	0- 0	0- 0	0- 0				
0- 0	0- 0	0- 0	CONFERENCE	0- 0	0- 0	0- 0				
0- 0	0- 0	0- 0	HOME	0- 0	0- 0	0- 0				
0- 0	0- 0	0- 0	AWAY	0- 0	0- 0	0- 0				
0- 0	0- 0	0- 0	NEUTRAL	0- 0	0- 0	0- 0				

RPI 1-25				RPI 26-50				RPI 51-100				RPI 101+ Team's RPI: 159			
RPI	S	Opponent	Score	RPI	S	Opponent	Score	RPI	S	Opponent	Score	RPI	S	Opponent	Score
9	A	Utah	43 69					59	A	Oregon St.	38 77	139	H	Grand Canyon	73 76
												144	H	Arizona	65 77
												185	A	Wyoming	48 68
												220	A	Utah St.	70 54
												251	A	CSU Bakersfield	65 59
												308	H	Utah Valley	64 70
LAST 12 Division I GAMES:															
139	H	Grand Canyon	73 76	59	A	Oregon St.	38 77	308	H	Utah Valley	64 70	185	A	Wyoming	48 68
251	A	CSU Bakersfield	65 59					9	A	Utah	43 69	144	H	Arizona	65 77
								220	A	Utah St.	70 54				

Non-Div I Games: Antelope Valley 89 76

Southern Utah

■ Loss,
 ■ Non-Conf,
 ■ S Site,
 ■ Home
 ■ A Away
 N Neutral

St. Bonaventure

Through Games Of Dec. 18, 2016

Average RPI Win:	203	WON-LOST	WINNING	LAST 10	STRENGTH OF	OPP. STRENGTH	TEAM	ADJ.	CONF.	ADJ CONF.
Average RPI Loss:	151	RECORD	PCT. RANK	GAMES	SCHEDULE	OF SCHEDULE	RPI	RPI	RPI	RPI
DIV. I ONLY	5- 6	181	5- 5	223	185	215	215	14	14	
DIV. I NON-CONF.	5- 6	183	5- 6	224	184	216	216	14	14	
TOTALS	RPI 1-25	RPI 26-50	W-L RECORDS	RPI 51-100	RPI 101-150	RPI 150+				
5- 6	0- 0	0- 0	OVERALL	1- 2	1- 2	3- 2				
3- 2	0- 0	0- 0	HOME	0- 1	1- 0	2- 1				
0- 4	0- 0	0- 0	AWAY	0- 1	0- 2	0- 1				
2- 0	0- 0	0- 0	NEUTRAL	1- 0	0- 0	1- 0				
5- 6	0- 0	0- 0	NON-CONFERENCE	1- 2	1- 2	3- 2				
3- 2	0- 0	0- 0	HOME	0- 1	1- 0	2- 1				
0- 4	0- 0	0- 0	AWAY	0- 1	0- 2	0- 1				
2- 0	0- 0	0- 0	NEUTRAL	1- 0	0- 0	1- 0				
0- 0	0- 0	0- 0	CONFERENCE	0- 0	0- 0	0- 0				
0- 0	0- 0	0- 0	HOME	0- 0	0- 0	0- 0				
0- 0	0- 0	0- 0	AWAY	0- 0	0- 0	0- 0				
0- 0	0- 0	0- 0	NEUTRAL	0- 0	0- 0	0- 0				

RPI S	Opponent	Score	RPI S	Opponent	Score	RPI S	Opponent	Score	RPI S	Opponent	Score	Team's RPI: 215
						68 H	Bucknell	35 57	117 A	Toledo	50 74	
						76 A	Niagara	43 65	124 A	Delaware	40 43	
						88 N	Rider	60 47	147 H	Albany (NY)	67 59	
									219 H	Stony Brook	51 37	
									246 A	Eastern Mich.	56 75	
									247 H	Colgate	70 57	
									273 H	Canisius	57 74	
									315 N	Austin Peay	58 57	
LAST 12 Division I GAMES:												
			147 H	Albany (NY)	67 59		88 N	Rider	60 47			
			117 A	Toledo	50 74		315 N	Austin Peay	58 57			
			246 A	Eastern Mich.	56 75		124 A	Delaware	40 43			
			68 H	Bucknell	35 57		273 H	Canisius	57 74			
			219 H	Stony Brook	51 37		247 H	Colgate	70 57			
							76 A	Niagara	43 65			

Non-Div I Games:

St. Bonaventure

■ Loss,
■ Non-Conf,
■ S Site,
■ H Home
■ A Away
N Neutral

Average RPI Win:	231	WON-LOST	WINNING	LAST 10	STRENGTH OF	OPP. STRENGTH	TEAM	ADJ.	CONF.	ADJ CONF.
Average RPI Loss:	165	RECORD	PCT. RANK	GAMES	SCHEDULE	OF SCHEDULE	RPI	RPI	RPI	RPI
DIV. I ONLY	2- 8	286	0- 1	178	283	302	302	32	32	
DIV. I NON-CONF.	2- 8	284	0- 1	178	281	301	301	32	32	
TOTALS	RPI 1-25	RPI 26-50	W-L RECORDS	RPI 51-100	RPI 101-150	RPI 150+				
2- 8	0- 0	0- 0	OVERALL	0- 1	0- 2	2- 5				
2- 2	0- 0	0- 0	HOME	0- 0	0- 0	2- 2				
0- 5	0- 0	0- 0	AWAY	0- 1	0- 2	0- 2				
0- 1	0- 0	0- 0	NEUTRAL	0- 0	0- 0	0- 1				
2- 8	0- 0	0- 0	NON-CONFERENCE	0- 1	0- 2	2- 5				
2- 2	0- 0	0- 0	HOME	0- 0	0- 0	2- 2				
0- 5	0- 0	0- 0	AWAY	0- 1	0- 2	0- 2				
0- 1	0- 0	0- 0	NEUTRAL	0- 0	0- 0	0- 1				
0- 0	0- 0	0- 0	CONFERENCE	0- 0	0- 0	0- 0				
0- 0	0- 0	0- 0	HOME	0- 0	0- 0	0- 0				
0- 0	0- 0	0- 0	AWAY	0- 0	0- 0	0- 0				
0- 0	0- 0	0- 0	NEUTRAL	0- 0	0- 0	0- 0				

RPI 1-25				RPI 26-50				RPI 51-100				RPI 101+ Team's RPI: 302			
RPI	S	Opponent	Score	RPI	S	Opponent	Score	RPI	S	Opponent	Score	RPI	S	Opponent	Score
								51	A	Colorado	54 81	125	A	Army West Point	46 69
												135	A	James Madison	57 83
												167	H	Manhattan	52 55
												172	N	Boston College	58 73
												173	A	Iona	46 62
												222	H	Monmouth	87 78
												235	H	Howard	63 78
												239	H	Saint Peter's	58 52
												261	A	Loyola Maryland	60 69
LAST 12 Division I GAMES:															
172	N	Boston College	58 73	51	A	Colorado	54 81								
173	A	Iona	46 62	261	A	Loyola Maryland	60 69								
239	H	Saint Peter's	58 52	222	H	Monmouth	87 78								
167	H	Manhattan	52 55	135	A	James Madison	57 83								
125	A	Army West Point	46 69												
235	H	Howard	63 78												

Non-Div I Games:

St. Francis Brooklyn

■ Loss,
 ■ Non-Conf,
 ■ S Site,
 ■ H Home
 ■ A Away
 N Neutral

Average RPI Win:	193	WON-LOST	WINNING	LAST 10	STRENGTH OF	OPP. STRENGTH	TEAM	ADJ.	CONF.	ADJ CONF.
Average RPI Loss:	33	RECORD	PCT. RANK	GAMES	SCHEDULE	OF SCHEDULE	RPI	RPI	RPI	RPI
DIV. I ONLY	7- 3	83	7- 3	94	115	85	85	6	6	
DIV. I NON-CONF.	7- 3	83	7- 3	95	119	85	85	6	6	
TOTALS	RPI 1-25	RPI 26-50	W-L RECORDS	RPI 51-100	RPI 101-150	RPI 150+				
7- 3	0- 2	0- 0	OVERALL	0- 1	4- 0	3- 0				
4- 2	0- 1	0- 0	HOME	0- 1	1- 0	3- 0				
2- 0	0- 0	0- 0	AWAY	0- 0	2- 0	0- 0				
1- 1	0- 1	0- 0	NEUTRAL	0- 0	1- 0	0- 0				
7- 3	0- 2	0- 0	NON-CONFERENCE	0- 1	4- 0	3- 0				
4- 2	0- 1	0- 0	HOME	0- 1	1- 0	3- 0				
2- 0	0- 0	0- 0	AWAY	0- 0	2- 0	0- 0				
1- 1	0- 1	0- 0	NEUTRAL	0- 0	1- 0	0- 0				
0- 0	0- 0	0- 0	CONFERENCE	0- 0	0- 0	0- 0				
0- 0	0- 0	0- 0	HOME	0- 0	0- 0	0- 0				
0- 0	0- 0	0- 0	AWAY	0- 0	0- 0	0- 0				
0- 0	0- 0	0- 0	NEUTRAL	0- 0	0- 0	0- 0				

RPI 1-25				RPI 26-50				RPI 51-100				Team's RPI: 85	RPI 101+			
RPI	S	Opponent	Score	RPI	S	Opponent	Score	RPI	S	Opponent	Score		RPI	S	Opponent	Score
12	H	Miami (FL)	50 62					67	H	Duquesne	65 71		107	A	Fordham	59 45
19	N	Arizona St.	41 54										121	A	William & Mary	73 57
													134	N	Virginia	66 55
													147	H	Albany (NY)	54 36
													205	H	Rutgers	65 39
													299	H	Lafayette	64 46
													337	H	Wagner	62 34
LAST 12 Division I GAMES:																
				205	H	Rutgers	65 39					337	H	Wagner	62 34	
				299	H	Lafayette	64 46					107	A	Fordham	59 45	
				147	H	Albany (NY)	54 36					67	H	Duquesne	65 71	
				19	N	Arizona St.	41 54					121	A	William & Mary	73 57	
				134	N	Virginia	66 55									
				12	H	Miami (FL)	50 62									

Non-Div I Games:

St. John's (NY)

St. Mary's (CA)

Through Games Of Dec. 18, 2016

Average RPI Win:	204	WON-LOST	WINNING	LAST 10	STRENGTH OF	OPP. STRENGTH	TEAM	ADJ.	CONF.	ADJ CONF.
Average RPI Loss:	45	RECORD	PCT. RANK	GAMES	SCHEDULE	OF SCHEDULE	RPI	RPI	RPI	RPI
DIV. I ONLY	5- 5	156	5- 5	43	71	78	78	9	9	
DIV. I NON-CONF.	5- 5	159	5- 5	43	71	78	78	9	9	
TOTALS	RPI 1-25	RPI 26-50	W-L RECORDS	RPI 51-100	RPI 101-150	RPI 150+				
5- 5	0- 3	0- 0	OVERALL	0- 2	1- 0	4- 0				
1- 3	0- 3	0- 0	HOME	0- 0	1- 0	0- 0				
4- 2	0- 0	0- 0	AWAY	0- 2	0- 0	4- 0				
0- 0	0- 0	0- 0	NEUTRAL	0- 0	0- 0	0- 0				
5- 5	0- 3	0- 0	NON-CONFERENCE	0- 2	1- 0	4- 0				
1- 3	0- 3	0- 0	HOME	0- 0	1- 0	0- 0				
4- 2	0- 0	0- 0	AWAY	0- 2	0- 0	4- 0				
0- 0	0- 0	0- 0	NEUTRAL	0- 0	0- 0	0- 0				
0- 0	0- 0	0- 0	CONFERENCE	0- 0	0- 0	0- 0				
0- 0	0- 0	0- 0	HOME	0- 0	0- 0	0- 0				
0- 0	0- 0	0- 0	AWAY	0- 0	0- 0	0- 0				
0- 0	0- 0	0- 0	NEUTRAL	0- 0	0- 0	0- 0				

RPI 1-25				RPI 26-50				RPI 51-100				Team's RPI: 78	RPI 101+			
RPI	S	Opponent	Score	RPI	S	Opponent	Score	RPI	S	Opponent	Score		RPI	S	Opponent	Score
9	H	Utah	62 63					69	A	Washington St.	69 85		115	H	Northern Colo.	75 65
23	H	Boise St.	78 83					100	A	UC Davis	66 68		172	A	Boston College	62 54
25	H	California	67 74										211	A	San Jose St.	85 64
													232	A	Northeastern	77 53
													292	A	Cal Poly	79 71
LAST 12 Division I GAMES:																
9	H	Utah	62 63	115	H	Northern Colo.	75 65									
23	H	Boise St.	78 83	100	A	UC Davis	66 68									
172	A	Boston College	62 54	211	A	San Jose St.	85 64									
232	A	Northeastern	77 53	292	A	Cal Poly	79 71									
69	A	Washington St.	69 85													
25	H	California	67 74													

Non-Div I Games:

St. Mary's (CA)

■ Loss,
 ■ Non-Conf,
 ■ S Site,
 ■ H Home
 ■ A Away
 N Neutral

Average RPI Win:	177	WON-LOST	WINNING	LAST 10	STRENGTH OF	OPP. STRENGTH	TEAM	ADJ.	CONF.	ADJ CONF.
Average RPI Loss:	54	RECORD	PCT. RANK	GAMES	SCHEDULE	OF SCHEDULE	RPI	RPI	RPI	RPI
DIV. I ONLY	8- 2	40	8- 2	109	88	54	54	2	2	
DIV. I NON-CONF.	8- 2	40	8- 2	110	90	54	54	2	2	
TOTALS	RPI 1-25	RPI 26-50	W-L RECORDS	RPI 51-100	RPI 101-150	RPI 150+				
8- 2	0- 0	0- 1	OVERALL	2- 1	2- 0	4- 0				
4- 1	0- 0	0- 0	HOME	2- 1	1- 0	1- 0				
1- 1	0- 0	0- 1	AWAY	0- 0	0- 0	1- 0				
3- 0	0- 0	0- 0	NEUTRAL	0- 0	1- 0	2- 0				
8- 2	0- 0	0- 1	NON-CONFERENCE	2- 1	2- 0	4- 0				
4- 1	0- 0	0- 0	HOME	2- 1	1- 0	1- 0				
1- 1	0- 0	0- 1	AWAY	0- 0	0- 0	1- 0				
3- 0	0- 0	0- 0	NEUTRAL	0- 0	1- 0	2- 0				
0- 0	0- 0	0- 0	CONFERENCE	0- 0	0- 0	0- 0				
0- 0	0- 0	0- 0	HOME	0- 0	0- 0	0- 0				
0- 0	0- 0	0- 0	AWAY	0- 0	0- 0	0- 0				
0- 0	0- 0	0- 0	NEUTRAL	0- 0	0- 0	0- 0				

RPI 1-25			RPI 26-50			RPI 51-100			Team's RPI: 54	RPI 101+		
RPI	S	Opponent	Score	RPI	S	Opponent	Score	RPI	S	Opponent	Score	
				29	A	Tennessee	51 59	79	H	Gonzaga	63 68	106 H CSUN 88 54
								81	H	Texas	71 59	141 N Purdue 78 69
								100	H	UC Davis	68 42	216 N Wichita St. 87 39
												232 N Northeastern 74 45
												251 A CSU Bakersfield 77 56
												292 H Cal Poly 83 55
LAST 12 Division I GAMES:												
106	H	CSUN	88 54	29	A	Tennessee	51 59	100	H	UC Davis	68 42	
79	H	Gonzaga	63 68					251	A	CSU Bakersfield	77 56	
81	H	Texas	71 59					141	N	Purdue	78 69	
292	H	Cal Poly	83 55					216	N	Wichita St.	87 39	
								232	N	Northeastern	74 45	

Non-Div I Games:

Stanford

Average RPI Win:	271	WON-LOST	WINNING	LAST 10	STRENGTH OF	OPP. STRENGTH	TEAM	ADJ.	CONF.	ADJ CONF.
Average RPI Loss:	89	RECORD	PCT. RANK	GAMES	SCHEDULE	OF SCHEDULE	RPI	RPI	RPI	RPI
DIV. I ONLY	7- 2	54	6- 2	325	254	143	143	26	26	
DIV. I NON-CONF.	7- 2	54	7- 2	325	253	145	145	26	26	
TOTALS	RPI 1-25	RPI 26-50	W-L RECORDS	RPI 51-100	RPI 101-150	RPI 150+				
7- 2	0- 0	0- 0	OVERALL	0- 1	0- 1	7- 0				
3- 0	0- 0	0- 0	HOME	0- 0	0- 0	3- 0				
2- 2	0- 0	0- 0	AWAY	0- 1	0- 1	2- 0				
2- 0	0- 0	0- 0	NEUTRAL	0- 0	0- 0	2- 0				
7- 2	0- 0	0- 0	NON-CONFERENCE	0- 1	0- 1	7- 0				
3- 0	0- 0	0- 0	HOME	0- 0	0- 0	3- 0				
2- 2	0- 0	0- 0	AWAY	0- 1	0- 1	2- 0				
2- 0	0- 0	0- 0	NEUTRAL	0- 0	0- 0	2- 0				
0- 0	0- 0	0- 0	CONFERENCE	0- 0	0- 0	0- 0				
0- 0	0- 0	0- 0	HOME	0- 0	0- 0	0- 0				
0- 0	0- 0	0- 0	AWAY	0- 0	0- 0	0- 0				
0- 0	0- 0	0- 0	NEUTRAL	0- 0	0- 0	0- 0				

RPI 1-25			RPI 26-50			RPI 51-100			RPI 101+			Team's RPI: 143
RPI	S	Opponent	Score	RPI	S	Opponent	Score	RPI	S	Opponent	Score	
						62	A Arkansas	62	79	116	A Chattanooga	55 66
										154	N Weber St.	70 68
										208	N Robert Morris	68 60
										281	H Valparaiso	87 75
										284	A High Point	81 47
										312	H Bethune-Cookman	63 60
										326	A Northern Ky.	54 45
										329	H Eastern Ill.	72 55
LAST 12 Division I GAMES:												
116	A	Chattanooga	55 66	326	A	Northern Ky.	54 45					
284	A	High Point	81 47	154	N	Weber St.	70 68					
281	H	Valparaiso	87 75	208	N	Robert Morris	68 60					
				62	A	Arkansas	62 79					
				329	H	Eastern Ill.	72 55					
				312	H	Bethune-Cookman	63 60					

Non-Div I Games: Webber Int'l 92 54 Palm Beach Atl. 89 50 Warner 100 34

Stetson

Average RPI Win:	225	WON-LOST	WINNING	LAST 10	STRENGTH OF	OPP. STRENGTH	TEAM	ADJ.	CONF.	ADJ CONF.
Average RPI Loss:	175	RECORD	PCT. RANK	GAMES	SCHEDULE	OF SCHEDULE	RPI	RPI	RPI	RPI
DIV. I ONLY	3- 5	220	3- 5	219	249	219	219	24	24	
DIV. I NON-CONF.	3- 5	218	3- 5	218	248	220	220	24	24	
TOTALS	RPI 1-25	RPI 26-50	W-L RECORDS	RPI 51-100	RPI 101-150	RPI 150+				
3- 5	0- 0	0- 0	OVERALL	0- 2	0- 0	3- 3				
1- 2	0- 0	0- 0	HOME	0- 2	0- 0	1- 0				
2- 3	0- 0	0- 0	AWAY	0- 0	0- 0	2- 3				
0- 0	0- 0	0- 0	NEUTRAL	0- 0	0- 0	0- 0				
3- 5	0- 0	0- 0	NON-CONFERENCE	0- 2	0- 0	3- 3				
1- 2	0- 0	0- 0	HOME	0- 2	0- 0	1- 0				
2- 3	0- 0	0- 0	AWAY	0- 0	0- 0	2- 3				
0- 0	0- 0	0- 0	NEUTRAL	0- 0	0- 0	0- 0				
0- 0	0- 0	0- 0	CONFERENCE	0- 0	0- 0	0- 0				
0- 0	0- 0	0- 0	HOME	0- 0	0- 0	0- 0				
0- 0	0- 0	0- 0	AWAY	0- 0	0- 0	0- 0				
0- 0	0- 0	0- 0	NEUTRAL	0- 0	0- 0	0- 0				

RPI 1-25			RPI 26-50			RPI 51-100			RPI 101+			Team's RPI: 219
RPI	S	Opponent	Score	RPI	S	Opponent	Score	RPI	S	Opponent	Score	
						95	H Syracuse	60	78	167	A Manhattan	55 50
						97	H Hofstra	64	67	173	A Iona	46 57
										183	H Columbia	55 53
										215	A St. Bonaventure	37 51
										293	A LIU Brooklyn	48 58
										325	A Central Conn. St.	64 59
LAST 12 Division I GAMES:												
325	A	Central Conn. St.	64 59	95	H	Syracuse	60 78					
293	A	LIU Brooklyn	48 58	97	H	Hofstra	64 67					
215	A	St. Bonaventure	37 51	173	A	Iona	46 57					
167	A	Manhattan	55 50									
183	H	Columbia	55 53									

Non-Div I Games: Molloy 62 53

Stony Brook

Average RPI Win:	196	WON-LOST	WINNING	LAST 10	STRENGTH OF	OPP. STRENGTH	TEAM	ADJ.	CONF.	ADJ CONF.
Average RPI Loss:	47	RECORD	PCT. RANK	GAMES	SCHEDULE	OF SCHEDULE	RPI	RPI	RPI	RPI
DIV. I ONLY	8- 3	71	7- 3	212	29	95	95	3	3	
DIV. I NON-CONF.	8- 3	70	8- 3	210	28	94	94	3	3	
TOTALS	RPI 1-25	RPI 26-50	W-L RECORDS	RPI 51-100	RPI 101-150	RPI 150+				
8- 3	0- 2	1- 0	OVERALL	2- 0	0- 1	5- 0				
6- 0	0- 0	1- 0	HOME	1- 0	0- 0	4- 0				
1- 1	0- 1	0- 0	AWAY	0- 0	0- 0	1- 0				
1- 2	0- 1	0- 0	NEUTRAL	1- 0	0- 1	0- 0				
8- 3	0- 2	1- 0	NON-CONFERENCE	2- 0	0- 1	5- 0				
6- 0	0- 0	1- 0	HOME	1- 0	0- 0	4- 0				
1- 1	0- 1	0- 0	AWAY	0- 0	0- 0	1- 0				
1- 2	0- 1	0- 0	NEUTRAL	1- 0	0- 1	0- 0				
0- 0	0- 0	0- 0	CONFERENCE	0- 0	0- 0	0- 0				
0- 0	0- 0	0- 0	HOME	0- 0	0- 0	0- 0				
0- 0	0- 0	0- 0	AWAY	0- 0	0- 0	0- 0				
0- 0	0- 0	0- 0	NEUTRAL	0- 0	0- 0	0- 0				

RPI 1-25				RPI 26-50				RPI 51-100 Team's RPI: 95				RPI 101+			
RPI	S	Opponent	Score	RPI	S	Opponent	Score	RPI	S	Opponent	Score	RPI	S	Opponent	Score
17	N	DePaul	84 108	30	H	Michigan St.	75 64	76	H	Niagara	109 60	104	N	Ohio St.	72 77
20	A	Drexel	61 62					94	N	George Washington	74 71	219	A	Stony Brook	78 60
												240	H	Rhode Island	95 49
												285	H	Coppin St.	76 30
												295	H	Siena	102 65
												325	H	Central Conn. St.	95 63
LAST 12 Division I GAMES:															
				30	H	Michigan St.	75 64	76	H	Niagara	109 60				
				17	N	DePaul	84 108	285	H	Coppin St.	76 30				
				104	N	Ohio St.	72 77	325	H	Central Conn. St.	95 63				
				94	N	George Washington	74 71	295	H	Siena	102 65				
				20	A	Drexel	61 62	240	H	Rhode Island	95 49				
				219	A	Stony Brook	78 60								

Non-Div I Games:

Syracuse

■ Loss,
 ■ Non-Conf,
 ■ S Site,
 ■ H Home
 ■ A Away
 N Neutral

Average RPI Win: 254		WON-LOST	WINNING	LAST 10	STRENGTH OF	OPP. STRENGTH	TEAM	ADJ.	CONF.	ADJ CONF.
Average RPI Loss: 15		RECORD	PCT. RANK	GAMES	SCHEDULE	OF SCHEDULE	RPI	RPI	RPI	RPI
DIV. I ONLY		7- 3	83	7- 3	249	51	145	145	4	4
DIV. I NON-CONF.		7- 3	83	7- 3	251	51	147	147	4	4
<hr/>										
TOTALS	RPI 1-25		RPI 26-50		W-L RECORDS		RPI 51-100		RPI 101-150	RPI 150+
7- 3	0- 2		0- 1		OVERALL		1- 0		0- 0	6- 0
7- 1	0- 0		0- 1		HOME		1- 0		0- 0	6- 0
0- 2	0- 2		0- 0		AWAY		0- 0		0- 0	0- 0
0- 0	0- 0		0- 0		NEUTRAL		0- 0		0- 0	0- 0
7- 3	0- 2		0- 1		NON-CONFERENCE		1- 0		0- 0	6- 0
7- 1	0- 0		0- 1		HOME		1- 0		0- 0	6- 0
0- 2	0- 2		0- 0		AWAY		0- 0		0- 0	0- 0
0- 0	0- 0		0- 0		NEUTRAL		0- 0		0- 0	0- 0
0- 0	0- 0		0- 0		CONFERENCE		0- 0		0- 0	0- 0
0- 0	0- 0		0- 0		HOME		0- 0		0- 0	0- 0
0- 0	0- 0		0- 0		AWAY		0- 0		0- 0	0- 0
0- 0	0- 0		0- 0		NEUTRAL		0- 0		0- 0	0- 0

RPI 1-25				RPI 26-50				RPI 51-100				RPI 101+ Team's RPI: 145			
RPI	S	Opponent	Score	RPI	S	Opponent	Score	RPI	S	Opponent	Score	RPI	S	Opponent	Score
2	A	Notre Dame	59 92	37	H	Texas A&M	67 75	64	H	SMU	76 67	243	H	Grambling	83 47
7	A	LSU	61 67									250	H	Butler	73 47
												267	H	Texas Southern	77 48
												286	H	Sam Houston St.	81 37
												324	H	McNeese	74 70
												346	H	Incarnate Word	88 40
LAST 12 Division I GAMES:															
250	H	Butler	73 47	267	H	Texas Southern	77 48	324	H	McNeese	74 70				
2	A	Notre Dame	59 92	37	H	Texas A&M	67 75	7	A	LSU	61 67				
243	H	Grambling	83 47												
64	H	SMU	76 67												
286	H	Sam Houston St.	81 37												
346	H	Incarnate Word	88 40												

Non-Div I Games:

TCU

Average RPI Win:	157	WON-LOST	WINNING	LAST 10	STRENGTH OF	OPP. STRENGTH	TEAM	ADJ.	CONF.	ADJ CONF.
Average RPI Loss:	51	RECORD	PCT. RANK	GAMES	SCHEDULE	OF SCHEDULE	RPI	RPI	RPI	RPI
DIV. I ONLY	7- 3	83	7- 3	90	39	47	47	5	5	
DIV. I NON-CONF.	7- 3	83	7- 3	90	39	47	47	5	5	
TOTALS	RPI 1-25	RPI 26-50	W-L RECORDS	RPI 51-100	RPI 101-150	RPI 150+				
7- 3	1- 1	0- 1	OVERALL	0- 1	2- 0	4- 0				
4- 0	1- 0	0- 0	HOME	0- 0	1- 0	2- 0				
3- 2	0- 0	0- 1	AWAY	0- 1	1- 0	2- 0				
0- 1	0- 1	0- 0	NEUTRAL	0- 0	0- 0	0- 0				
7- 3	1- 1	0- 1	NON-CONFERENCE	0- 1	2- 0	4- 0				
4- 0	1- 0	0- 0	HOME	0- 0	1- 0	2- 0				
3- 2	0- 0	0- 1	AWAY	0- 1	1- 0	2- 0				
0- 1	0- 1	0- 0	NEUTRAL	0- 0	0- 0	0- 0				
0- 0	0- 0	0- 0	CONFERENCE	0- 0	0- 0	0- 0				
0- 0	0- 0	0- 0	HOME	0- 0	0- 0	0- 0				
0- 0	0- 0	0- 0	AWAY	0- 0	0- 0	0- 0				
0- 0	0- 0	0- 0	NEUTRAL	0- 0	0- 0	0- 0				

RPI 1-25				RPI 26-50				Team's RPI: 47				RPI 51-100				RPI 101+			
RPI	S	Opponent	Score	RPI	S	Opponent	Score	RPI	S	Opponent	Score	RPI	S	Opponent	Score	RPI	S	Opponent	Score
17	H	DePaul	84 74	45	A	Harvard	62 73	87	A	Hampton	65 71	108	H	Quinnipiac	71 68				
22	N	Florida	76 83									130	A	Villanova	83 48				
												158	H	La Salle	86 70				
												181	A	Saint Joseph's	86 70				
												205	A	Rutgers	48 37				
												297	H	Vermont	53 39				
LAST 12 Division I GAMES:																			
108	H	Quinnipiac	71 68	205	A	Rutgers	48 37												
22	N	Florida	76 83	17	H	DePaul	84 74												
158	H	La Salle	86 70	130	A	Villanova	83 48												
181	A	Saint Joseph's	86 70	87	A	Hampton	65 71												
				297	H	Vermont	53 39												
				45	A	Harvard	62 73												

Non-Div I Games:

Temple

Tennessee

Through Games Of Dec. 18, 2016

Average RPI Win:	156	WON-LOST	WINNING	LAST 10	STRENGTH OF	OPP. STRENGTH	TEAM	ADJ.	CONF.	ADJ CONF.
Average RPI Loss:	43	RECORD	PCT. RANK	GAMES	SCHEDULE	OF SCHEDULE	RPI	RPI	RPI	RPI
DIV. I ONLY	6- 4	128	6- 4	9	170	29	29	1	1	
DIV. I NON-CONF.	6- 4	129	6- 4	9	171	29	29	1	1	
TOTALS	RPI 1-25	RPI 26-50	W-L RECORDS	RPI 51-100	RPI 101-150	RPI 150+				
6- 4	0- 1	0- 2	OVERALL	2- 1	1- 0	3- 0				
4- 1	0- 0	0- 1	HOME	2- 0	0- 0	2- 0				
2- 3	0- 1	0- 1	AWAY	0- 1	1- 0	1- 0				
0- 0	0- 0	0- 0	NEUTRAL	0- 0	0- 0	0- 0				
6- 4	0- 1	0- 2	NON-CONFERENCE	2- 1	1- 0	3- 0				
4- 1	0- 0	0- 1	HOME	2- 0	0- 0	2- 0				
2- 3	0- 1	0- 1	AWAY	0- 1	1- 0	1- 0				
0- 0	0- 0	0- 0	NEUTRAL	0- 0	0- 0	0- 0				
0- 0	0- 0	0- 0	CONFERENCE	0- 0	0- 0	0- 0				
0- 0	0- 0	0- 0	HOME	0- 0	0- 0	0- 0				
0- 0	0- 0	0- 0	AWAY	0- 0	0- 0	0- 0				
0- 0	0- 0	0- 0	NEUTRAL	0- 0	0- 0	0- 0				

RPI 1-25				RPI 26-50				Team's RPI: 29		RPI 51-100				RPI 101+			
RPI	S	Opponent	Score	RPI	S	Opponent	Score			RPI	S	Opponent	Score	RPI	S	Opponent	Score
18	A	Virginia Tech	63 67	31	H	Baylor	66 88			54	H	Stanford	59 51	135	A	James Madison	81 69
				41	A	Penn St.	56 70			75	H	Navy	85 55	161	H	Tennessee St.	86 36
										81	A	Texas	67 72	241	H	Appalachian St.	92 66
														272	A	ETSU	83 58
LAST 12 Division I GAMES:																	
				54	H	Stanford	59 51			81	A	Texas	67 72				
				241	H	Appalachian St.	92 66			31	H	Baylor	66 88				
				75	H	Navy	85 55			161	H	Tennessee St.	86 36				
				135	A	James Madison	81 69			18	A	Virginia Tech	63 67				
										41	A	Penn St.	56 70				
										272	A	ETSU	83 58				

Non-Div I Games:

Tennessee

■ Loss,
 ■ Non-Conf, S Site,
 ■ Home
 ■ Away
 N Neutral

Average RPI Win:	287	WON-LOST	WINNING	LAST 10	STRENGTH OF	OPP. STRENGTH	TEAM	ADJ.	CONF.	ADJ CONF.
Average RPI Loss:	75	RECORD	PCT. RANK	GAMES	SCHEDULE	OF SCHEDULE	RPI	RPI	RPI	RPI
DIV. I ONLY	2- 5	259	2- 5	108	75	161	161	29	29	
DIV. I NON-CONF.	2- 5	259	2- 5	109	75	162	162	29	29	
TOTALS	RPI 1-25	RPI 26-50	W-L RECORDS	RPI 51-100	RPI 101-150	RPI 150+				
2- 5	0- 1	0- 1	OVERALL	0- 2	0- 0	2- 1				
1- 0	0- 0	0- 0	HOME	0- 0	0- 0	1- 0				
1- 4	0- 1	0- 1	AWAY	0- 2	0- 0	1- 0				
0- 1	0- 0	0- 0	NEUTRAL	0- 0	0- 0	0- 1				
2- 5	0- 1	0- 1	NON-CONFERENCE	0- 2	0- 0	2- 1				
1- 0	0- 0	0- 0	HOME	0- 0	0- 0	1- 0				
1- 4	0- 1	0- 1	AWAY	0- 2	0- 0	1- 0				
0- 1	0- 0	0- 0	NEUTRAL	0- 0	0- 0	0- 1				
0- 0	0- 0	0- 0	CONFERENCE	0- 0	0- 0	0- 0				
0- 0	0- 0	0- 0	HOME	0- 0	0- 0	0- 0				
0- 0	0- 0	0- 0	AWAY	0- 0	0- 0	0- 0				
0- 0	0- 0	0- 0	NEUTRAL	0- 0	0- 0	0- 0				

RPI 1-25				RPI 26-50				RPI 51-100				RPI 101+				Team's RPI: 161	
RPI	S	Opponent	Score	RPI	S	Opponent	Score	RPI	S	Opponent	Score	RPI	S	Opponent	Score		
13	A	Oklahoma St.	48 86	29	A	Tennessee	36 86	63	A	UNLV	48 69	187	N	Wisconsin	70 80		
								82	A	Xavier	54 63	280	H	Arkansas St.	76 66		
												294	A	Lipscomb	77 71		
LAST 12 Division I GAMES:																	
294	A	Lipscomb	77 71	280	H	Arkansas St.	76 66	13	A	Oklahoma St.	48 86						
29	A	Tennessee	36 86	82	A	Xavier	54 63										
187	N	Wisconsin	70 80														
63	A	UNLV	48 69														

Non-Div I Games: Fisk 97 41

Tennessee St.

Average RPI Win: 320		WON-LOST	WINNING	LAST 10	STRENGTH OF	OPP. STRENGTH	TEAM	ADJ.	CONF.	ADJ CONF.
Average RPI Loss: 174		RECORD	PCT. RANK	GAMES	SCHEDULE	OF SCHEDULE	RPI	RPI	RPI	RPI
DIV. I ONLY		2- 9	296	2- 8	256	293	318	318	29	29
DIV. I NON-CONF.		2- 9	293	2- 9	258	292	317	317	29	29
TOTALS	RPI 1-25	RPI 26-50		W-L RECORDS		RPI 51-100	RPI 101-150	RPI 150+		
2- 9	0- 0	0- 1		OVERALL		0- 1	0- 2	2- 5		
1- 4	0- 0	0- 0		HOME		0- 0	0- 1	1- 3		
1- 5	0- 0	0- 1		AWAY		0- 1	0- 1	1- 2		
0- 0	0- 0	0- 0		NEUTRAL		0- 0	0- 0	0- 0		
2- 9	0- 0	0- 1		NON-CONFERENCE		0- 1	0- 2	2- 5		
1- 4	0- 0	0- 0		HOME		0- 0	0- 1	1- 3		
1- 5	0- 0	0- 1		AWAY		0- 1	0- 1	1- 2		
0- 0	0- 0	0- 0		NEUTRAL		0- 0	0- 0	0- 0		
0- 0	0- 0	0- 0		CONFERENCE		0- 0	0- 0	0- 0		
0- 0	0- 0	0- 0		HOME		0- 0	0- 0	0- 0		
0- 0	0- 0	0- 0		AWAY		0- 0	0- 0	0- 0		
0- 0	0- 0	0- 0		NEUTRAL		0- 0	0- 0	0- 0		

[illegible]

Non-Div I Games:	Tenn. Wesleyan	54	41
------------------	----------------	----	----

Tennessee Tech

Loss, Non-Conf, S Site, H Home A Away N Neutral

Average RPI Win:	220	WON-LOST	WINNING	LAST 10	STRENGTH OF	OPP. STRENGTH	TEAM	ADJ.	CONF.	ADJ CONF.
Average RPI Loss:	16	RECORD	PCT. RANK	GAMES	SCHEDULE	OF SCHEDULE	RPI	RPI	RPI	RPI
DIV. I ONLY	5- 4	145	5- 4	32	9	81	81	4	4	
DIV. I NON-CONF.	5- 4	146	5- 4	32	9	81	81	4	4	
TOTALS	RPI 1-25	RPI 26-50	W-L RECORDS	RPI 51-100	RPI 101-150	RPI 150+				
5- 4	0- 3	1- 0	OVERALL	0- 1	0- 0	4- 0				
5- 1	0- 1	1- 0	HOME	0- 0	0- 0	4- 0				
0- 2	0- 1	0- 0	AWAY	0- 1	0- 0	0- 0				
0- 1	0- 1	0- 0	NEUTRAL	0- 0	0- 0	0- 0				
5- 4	0- 3	1- 0	NON-CONFERENCE	0- 1	0- 0	4- 0				
5- 1	0- 1	1- 0	HOME	0- 0	0- 0	4- 0				
0- 2	0- 1	0- 0	AWAY	0- 1	0- 0	0- 0				
0- 1	0- 1	0- 0	NEUTRAL	0- 0	0- 0	0- 0				
0- 0	0- 0	0- 0	CONFERENCE	0- 0	0- 0	0- 0				
0- 0	0- 0	0- 0	HOME	0- 0	0- 0	0- 0				
0- 0	0- 0	0- 0	AWAY	0- 0	0- 0	0- 0				
0- 0	0- 0	0- 0	NEUTRAL	0- 0	0- 0	0- 0				

RPI 1-25				RPI 26-50				RPI 51-100				Team's RPI: 81	RPI 101+			
RPI	S	Opponent	Score	RPI	S	Opponent	Score	RPI	S	Opponent	Score		RPI	S	Opponent	Score
1	N	UConn	54 72	29	H	Tennessee	72 67	54	A	Stanford	59 71		206	H	UTRGV	85 61
3	H	South Carolina	67 76										207	H	UTSA	76 43
4	A	Mississippi St.	68 79										328	H	Houston Baptist	98 46
													330	H	Northwestern St.	86 39
LAST 12 Division I GAMES:																
3	H	South Carolina	67 76	207	H	UTSA	76 43									
330	H	Northwestern St.	86 39	206	H	UTRGV	85 61									
4	A	Mississippi St.	68 79	29	H	Tennessee	72 67									
328	H	Houston Baptist	98 46	1	N	UConn	54 72									
54	A	Stanford	59 71													

Non-Div I Games:

Texas

Average RPI Win: 148		WON-LOST	WINNING	LAST 10	STRENGTH OF	OPP. STRENGTH	TEAM	ADJ.	CONF.	ADJ CONF.
Average RPI Loss: 56		RECORD	PCT. RANK	GAMES	SCHEDULE	OF SCHEDULE	RPI	RPI	RPI	RPI
DIV. I ONLY		8- 2	40	8- 2	61	56	37	37	1	1
DIV. I NON-CONF.		8- 2	40	8- 2	61	56	37	37	1	1
TOTALS		RPI 1-25	RPI 26-50	W-L RECORDS	RPI 51-100	RPI 101-150	RPI 150+			
8- 2	0- 0		1- 1	OVERALL	2- 1	1- 0	4- 0			
5- 1	0- 0		1- 1	HOME	1- 0	0- 0	3- 0			
2- 1	0- 0		0- 0	AWAY	1- 1	1- 0	0- 0			
1- 0	0- 0		0- 0	NEUTRAL	0- 0	0- 0	1- 0			
8- 2	0- 0		1- 1	NON-CONFERENCE	2- 1	1- 0	4- 0			
5- 1	0- 0		1- 1	HOME	1- 0	0- 0	3- 0			
2- 1	0- 0		0- 0	AWAY	1- 1	1- 0	0- 0			
1- 0	0- 0		0- 0	NEUTRAL	0- 0	0- 0	1- 0			
0- 0	0- 0		0- 0	CONFERENCE	0- 0	0- 0	0- 0			
0- 0	0- 0		0- 0	HOME	0- 0	0- 0	0- 0			
0- 0	0- 0		0- 0	AWAY	0- 0	0- 0	0- 0			
0- 0	0- 0		0- 0	NEUTRAL	0- 0	0- 0	0- 0			

RPI 1-25				RPI 26-50				Team's RPI: 37				RPI 51-100				RPI 101+			
RPI	S	Opponent	Score	RPI	S	Opponent	Score	RPI	S	Opponent	Score	RPI	S	Opponent	Score	RPI	S	Opponent	Score
				48	H	Southern California	62 66	58	H	Texas Tech	98 90	145	A	TCU	75 67				
				49	H	SFA	63 48	64	A	SMU	53 54	192	H	Abilene Christian	71 45				
								66	A	Little Rock	55 37	202	N	Southern U.	81 58				
												204	H	Central Ark.	74 49				
												269	H	A&M-Corpus Christi	84 55				
LAST 12 Division I GAMES:																			
				202	N	Southern U.	81 58	269	H	A&M-Corpus Christi	84 55								
				49	H	SFA	63 48	145	A	TCU	75 67								
				58	H	Texas Tech	98 90	64	A	SMU	53 54								
				204	H	Central Ark.	74 49	48	H	Southern California	62 66								
								192	H	Abilene Christian	71 45								
								66	A	Little Rock	55 37								

Non-Div I Games:

Texas A&M

■ Loss,
 ■ Non-Conf, S Site,
 ■ Home
 ■ Away
 N Neutral

Average RPI Win: 282		WON-LOST	WINNING	LAST 10	STRENGTH OF	OPP. STRENGTH	TEAM	ADJ.	CONF.	ADJ CONF.
Average RPI Loss: 167		RECORD	PCT. RANK	GAMES	SCHEDULE	OF SCHEDULE	RPI	RPI	RPI	RPI
DIV. I ONLY		4- 4	156	4- 4	347	135	267	267	30	30
DIV. I NON-CONF.		4- 4	159	4- 4	347	139	266	266	30	30
TOTALS	RPI 1-25		RPI 26-50		W-L RECORDS		RPI 51-100		RPI 101-150	RPI 150+
4- 4	0- 0		0- 0		OVERALL		0- 0		0- 3	4- 1
0- 1	0- 0		0- 0		HOME		0- 0		0- 1	0- 0
3- 3	0- 0		0- 0		AWAY		0- 0		0- 2	3- 1
1- 0	0- 0		0- 0		NEUTRAL		0- 0		0- 0	1- 0
4- 4	0- 0		0- 0		NON-CONFERENCE		0- 0		0- 3	4- 1
0- 1	0- 0		0- 0		HOME		0- 0		0- 1	0- 0
3- 3	0- 0		0- 0		AWAY		0- 0		0- 2	3- 1
1- 0	0- 0		0- 0		NEUTRAL		0- 0		0- 0	1- 0
0- 0	0- 0		0- 0		CONFERENCE		0- 0		0- 0	0- 0
0- 0	0- 0		0- 0		HOME		0- 0		0- 0	0- 0
0- 0	0- 0		0- 0		AWAY		0- 0		0- 0	0- 0
0- 0	0- 0		0- 0		NEUTRAL		0- 0		0- 0	0- 0

RPI 1-25				RPI 26-50				RPI 51-100				RPI 101+ Team's RPI: 267			
RPI	S	Opponent	Score	RPI	S	Opponent	Score	RPI	S	Opponent	Score	RPI	S	Opponent	Score
												122	H	Rice	49 52
												133	A	New Orleans	57 63
												145	A	TCU	48 77
												226	N	Presbyterian	74 62
												268	A	Texas St.	66 53
												269	A	A&M-Corpus Christi	61 64
												304	A	UTEP	89 68
												328	A	Houston Baptist	50 34
LAST 12 Division I GAMES:															
				145	A	TCU	48 77	133	A	New Orleans	57 63				
				122	H	Rice	49 52	226	N	Presbyterian	74 62				
				328	A	Houston Baptist	50 34	268	A	Texas St.	66 53				
								269	A	A&M-Corpus Christi	61 64				
								304	A	UTEP	89 68				

Non-Div I Games:	P.R.-Bayamon	64	58
------------------	--------------	----	----

Texas Southern

■ Loss, ■ Non-Conf, S Site, H Home A Away N Neutral

Average RPI Win:	263	WON-LOST	WINNING	LAST 10	STRENGTH OF	OPP. STRENGTH	TEAM	ADJ.	CONF.	ADJ CONF.
Average RPI Loss:	148	RECORD	PCT. RANK	GAMES	SCHEDULE	OF SCHEDULE	RPI	RPI	RPI	RPI
DIV. I ONLY	3- 5	220	3- 5	286	215	268	268	19	19	
DIV. I NON-CONF.	3- 5	218	3- 5	288	214	267	267	19	19	
TOTALS	RPI 1-25	RPI 26-50	W-L RECORDS	RPI 51-100	RPI 101-150	RPI 150+				
3- 5	0- 0	0- 1	OVERALL	0- 1	0- 0	3- 3				
2- 1	0- 0	0- 0	HOME	0- 0	0- 0	2- 1				
1- 4	0- 0	0- 1	AWAY	0- 1	0- 0	1- 2				
0- 0	0- 0	0- 0	NEUTRAL	0- 0	0- 0	0- 0				
3- 5	0- 0	0- 1	NON-CONFERENCE	0- 1	0- 0	3- 3				
2- 1	0- 0	0- 0	HOME	0- 0	0- 0	2- 1				
1- 4	0- 0	0- 1	AWAY	0- 1	0- 0	1- 2				
0- 0	0- 0	0- 0	NEUTRAL	0- 0	0- 0	0- 0				
0- 0	0- 0	0- 0	CONFERENCE	0- 0	0- 0	0- 0				
0- 0	0- 0	0- 0	HOME	0- 0	0- 0	0- 0				
0- 0	0- 0	0- 0	AWAY	0- 0	0- 0	0- 0				
0- 0	0- 0	0- 0	NEUTRAL	0- 0	0- 0	0- 0				

RPI 1-25			RPI 26-50			RPI 51-100			RPI 101+			Team's RPI: 268
RPI	S	Opponent	Score	RPI	S	Opponent	Score	RPI	S	Opponent	Score	
				31	A	Baylor	24 90	64	A	SMU	56 64	
										170	A	Prairie View 60 64
										175	A	Houston 61 56
										207	A	UTSA 47 72
										267	H	Texas Southern 53 66
										269	H	A&M-Corpus Christi 57 50
										346	H	Incarnate Word 67 50
LAST 12 Division I GAMES:												
				31	A	Baylor	24 90			170	A	Prairie View 60 64
				207	A	UTSA	47 72			64	A	SMU 56 64
				175	A	Houston	61 56					
				267	H	Texas Southern	53 66					
				269	H	A&M-Corpus Christi	57 50					
				346	H	Incarnate Word	67 50					

Non-Div I Games: St. Edward's 51 65

Texas St.

Average RPI Win:	208	WON-LOST	WINNING	LAST 10	STRENGTH OF	OPP. STRENGTH	TEAM	ADJ.	CONF.	ADJ CONF.
Average RPI Loss:	37	RECORD	PCT. RANK	GAMES	SCHEDULE	OF SCHEDULE	RPI	RPI	RPI	RPI
DIV. I ONLY	7- 3	83	7- 3	56	203	58	58	4	4	
DIV. I NON-CONF.	7- 3	83	7- 3	56	203	58	58	4	4	
TOTALS	RPI 1-25	RPI 26-50	W-L RECORDS	RPI 51-100	RPI 101-150	RPI 150+				
7- 3	0- 1	0- 1	OVERALL	0- 1	1- 0	6- 0				
6- 0	0- 0	0- 0	HOME	0- 0	0- 0	6- 0				
0- 3	0- 1	0- 1	AWAY	0- 1	0- 0	0- 0				
1- 0	0- 0	0- 0	NEUTRAL	0- 0	1- 0	0- 0				
7- 3	0- 1	0- 1	NON-CONFERENCE	0- 1	1- 0	6- 0				
6- 0	0- 0	0- 0	HOME	0- 0	0- 0	6- 0				
0- 3	0- 1	0- 1	AWAY	0- 1	0- 0	0- 0				
1- 0	0- 0	0- 0	NEUTRAL	0- 0	1- 0	0- 0				
0- 0	0- 0	0- 0	CONFERENCE	0- 0	0- 0	0- 0				
0- 0	0- 0	0- 0	HOME	0- 0	0- 0	0- 0				
0- 0	0- 0	0- 0	AWAY	0- 0	0- 0	0- 0				
0- 0	0- 0	0- 0	NEUTRAL	0- 0	0- 0	0- 0				

RPI 1-25				RPI 26-50				RPI 51-100				Team's RPI: 58	RPI 101+			
RPI	S	Opponent	Score	RPI	S	Opponent	Score	RPI	S	Opponent	Score		RPI	S	Opponent	Score
12	A	Miami (FL)	56 74	37	A	Texas A&M	90 98	62	A	Arkansas	60 66		107	N	Fordham	59 50
													170	H	Prairie View	85 43
													175	H	Houston	84 60
													204	H	Central Ark.	79 45
													213	H	North Dakota	90 80
													242	H	New Mexico	69 58
													342	H	Alcorn	90 37
LAST 12 Division I GAMES:																
12	A	Miami (FL)	56 74	342	H	Alcorn	90 37	204	H	Central Ark.	79 45					
107	N	Fordham	59 50	175	H	Houston	84 60	62	A	Arkansas	60 66					
242	H	New Mexico	69 58	170	H	Prairie View	85 43									
37	A	Texas A&M	90 98													
213	H	North Dakota	90 80													

Non-Div I Games:

Texas Tech

Average RPI Win:	234	WON-LOST	WINNING	LAST 10	STRENGTH OF	OPP. STRENGTH	TEAM	ADJ.	CONF.	ADJ CONF.
Average RPI Loss:	13	RECORD	PCT. RANK	GAMES	SCHEDULE	OF SCHEDULE	RPI	RPI	RPI	RPI
DIV. I ONLY	7- 2	54	7- 2	279	14	117	117	10	10	
DIV. I NON-CONF.	7- 2	54	7- 2	279	14	116	116	10	10	
TOTALS	RPI 1-25	RPI 26-50	W-L RECORDS	RPI 51-100	RPI 101-150	RPI 150+				
7- 2	0- 2	0- 0	OVERALL	0- 0	0- 0	7- 0				
3- 1	0- 1	0- 0	HOME	0- 0	0- 0	3- 0				
3- 0	0- 0	0- 0	AWAY	0- 0	0- 0	3- 0				
1- 1	0- 1	0- 0	NEUTRAL	0- 0	0- 0	1- 0				
7- 2	0- 2	0- 0	NON-CONFERENCE	0- 0	0- 0	7- 0				
3- 1	0- 1	0- 0	HOME	0- 0	0- 0	3- 0				
3- 0	0- 0	0- 0	AWAY	0- 0	0- 0	3- 0				
1- 1	0- 1	0- 0	NEUTRAL	0- 0	0- 0	1- 0				
0- 0	0- 0	0- 0	CONFERENCE	0- 0	0- 0	0- 0				
0- 0	0- 0	0- 0	HOME	0- 0	0- 0	0- 0				
0- 0	0- 0	0- 0	AWAY	0- 0	0- 0	0- 0				
0- 0	0- 0	0- 0	NEUTRAL	0- 0	0- 0	0- 0				

RPI 1-25				RPI 26-50			RPI 51-100			RPI 101+			Team's RPI: 117
RPI	S	Opponent	Score	RPI	S	Opponent	Score	RPI	S	Opponent	Score		
2	H	Notre Dame	68 85							151	A	Dayton	76 72
24	N	UCLA	73 75							166	A	Cleveland St.	92 59
										215	H	St. Bonaventure	74 50
										240	H	Rhode Island	65 50
										269	A	A&M-Corpus Christi	76 60
										290	N	Davidson	76 41
										307	H	Ill.-Chicago	79 51
LAST 12 Division I GAMES:													
				2	H	Notre Dame	68 85	215	H	St. Bonaventure	74 50		
				240	H	Rhode Island	65 50	151	A	Dayton	76 72		
				269	A	A&M-Corpus Christi	76 60	307	H	Ill.-Chicago	79 51		
								24	N	UCLA	73 75		
								290	N	Davidson	76 41		
								166	A	Cleveland St.	92 59		

Non-Div I Games: Madonna 99 47

Toledo

Average RPI Win:	250	WON-LOST	WINNING	LAST 10	STRENGTH OF	OPP. STRENGTH	TEAM	ADJ.	CONF.	ADJ CONF.
Average RPI Loss:	92	RECORD	PCT. RANK	GAMES	SCHEDULE	OF SCHEDULE	RPI	RPI	RPI	RPI
DIV. I ONLY	6- 4	128	6- 4	265	121	179	179	8	8	
DIV. I NON-CONF.	6- 4	129	6- 4	265	125	180	180	8	8	
TOTALS	RPI 1-25	RPI 26-50	W-L RECORDS	RPI 51-100	RPI 101-150	RPI 150+				
6- 4	0- 1	0- 1	OVERALL	0- 1	2- 0	4- 1				
4- 2	0- 1	0- 0	HOME	0- 1	2- 0	2- 0				
2- 2	0- 0	0- 1	AWAY	0- 0	0- 0	2- 1				
0- 0	0- 0	0- 0	NEUTRAL	0- 0	0- 0	0- 0				
6- 4	0- 1	0- 1	NON-CONFERENCE	0- 1	2- 0	4- 1				
4- 2	0- 1	0- 0	HOME	0- 1	2- 0	2- 0				
2- 2	0- 0	0- 1	AWAY	0- 0	0- 0	2- 1				
0- 0	0- 0	0- 0	NEUTRAL	0- 0	0- 0	0- 0				
0- 0	0- 0	0- 0	CONFERENCE	0- 0	0- 0	0- 0				
0- 0	0- 0	0- 0	HOME	0- 0	0- 0	0- 0				
0- 0	0- 0	0- 0	AWAY	0- 0	0- 0	0- 0				
0- 0	0- 0	0- 0	NEUTRAL	0- 0	0- 0	0- 0				

RPI 1-25				RPI 26-50				RPI 51-100				RPI 101+ Team's RPI: 179			
RPI	S	Opponent	Score	RPI	S	Opponent	Score	RPI	S	Opponent	Score	RPI	S	Opponent	Score
5	H	Georgetown	59 75	27	A	Maryland	63 97	88	H	Rider	75 79	110	H	George Mason	79 75
												123	H	Cornell	68 63
												247	A	Colgate	71 76
												285	H	Coppin St.	69 65
												306	A	UMBC	59 48
												337	A	Wagner	69 40
												341	H	UMass Lowell	90 56
LAST 12 Division I GAMES:															
88	H	Rider	75 79	5	H	Georgetown	59 75	110	H	George Mason	79 75				
247	A	Colgate	71 76	306	A	UMBC	59 48	123	H	Cornell	68 63				
27	A	Maryland	63 97	337	A	Wagner	69 40	341	H	UMass Lowell	90 56				
285	H	Coppin St.	69 65												

Non-Div I Games:

Towson

Average RPI Win: 214
Average RPI Loss: 85

Average RPI Win:	214	WON-LOST	WINNING	LAST 10	STRENGTH OF	OPP. STRENGTH	TEAM	ADJ.	CONF.	ADJ CONF.
Average RPI Loss:	85	RECORD	PCT. RANK	GAMES	SCHEDULE	OF SCHEDULE	RPI	RPI	RPI	RPI
DIV. I ONLY		5- 3	120	5- 3	260	53	140	140	19	19
DIV. I NON-CONF.		5- 3	118	5- 3	261	53	142	142	19	19
TOTALS	RPI 1-25		RPI 26-50		W-L RECORDS	RPI 51-100	RPI 101-150		RPI 150+	
5- 3	0- 0		0- 1		OVERALL	0- 1	2- 1		3- 0	
2- 1	0- 0		0- 0		HOME	0- 0	1- 1		1- 0	
1- 2	0- 0		0- 0		AWAY	0- 0	0- 0		1- 0	
2- 0	0- 0		0- 0		NEUTRAL	0- 0	1- 0		1- 0	
5- 3	0- 0		0- 1		NON-CONFERENCE	0- 1	2- 1		3- 0	
2- 1	0- 0		0- 0		HOME	0- 0	1- 1		1- 0	
1- 2	0- 0		0- 1		AWAY	0- 1	0- 0		1- 0	
2- 0	0- 0		0- 0		NEUTRAL	0- 0	1- 0		1- 0	
0- 0	0- 0		0- 0		CONFERENCE	0- 0	0- 0		0- 0	
0- 0	0- 0		0- 0		HOME	0- 0	0- 0		0- 0	
0- 0	0- 0		0- 0		AWAY	0- 0	0- 0		0- 0	
0- 0	0- 0		0- 0		NEUTRAL	0- 0	0- 0		0- 0	

RPI 1-25				RPI 26-50				RPI 51-100				RPI 101+			
RPI	S	Opponent	Score	RPI	S	Opponent	Score	RPI	S	Opponent	Score	RPI	S	Opponent	Score
				34	A	Auburn	52 61	72	A	Jacksonville	70 77	103	H	Belmont	91 74
												130	N	Villanova	93 85
												150	H	UAB	77 81
												238	N	Loyola Chicago	91 67
												296	H	Alabama St.	95 66
												303	A	Nicholls St.	100 75
LAST 12 Division I GAMES:															
				150	H	UAB	77 81	103	H	Belmont	91 74				
				303	A	Nicholls St.	100 75	34	A	Auburn	52 61				
				72	A	Jacksonville	70 77								
				296	H	Alabama St.	95 66								
				238	N	Loyola Chicago	91 67								
				130	N	Villanova	93 85								

Non-Div I Games:	Thomas (GA)	110	55
------------------	-------------	-----	----

Troy

■ Loss, ■ Non-Conf, S Site, H Home A Away N Neutral

Average RPI Win:	208	WON-LOST	WINNING	LAST 10	STRENGTH OF	OPP. STRENGTH	TEAM	ADJ.	CONF.	ADJ CONF.
Average RPI Loss:	44	RECORD	PCT. RANK	GAMES	SCHEDULE	OF SCHEDULE	RPI	RPI	RPI	RPI
DIV. I ONLY	6- 4	128	6- 4	76	67	73	73	5	5	
DIV. I NON-CONF.	6- 4	129	6- 4	76	67	74	74	5	5	
TOTALS	RPI 1-25	RPI 26-50	W-L RECORDS	RPI 51-100	RPI 101-150	RPI 150+				
6- 4	0- 2	0- 1	OVERALL	1- 0	1- 1	4- 0				
4- 0	0- 0	0- 0	HOME	1- 0	1- 0	2- 0				
1- 3	0- 1	0- 1	AWAY	0- 0	0- 1	1- 0				
1- 1	0- 1	0- 0	NEUTRAL	0- 0	0- 0	1- 0				
6- 4	0- 2	0- 1	NON-CONFERENCE	1- 0	1- 1	4- 0				
4- 0	0- 0	0- 0	HOME	1- 0	1- 0	2- 0				
1- 3	0- 1	0- 1	AWAY	0- 0	0- 1	1- 0				
1- 1	0- 1	0- 0	NEUTRAL	0- 0	0- 0	1- 0				
0- 0	0- 0	0- 0	CONFERENCE	0- 0	0- 0	0- 0				
0- 0	0- 0	0- 0	HOME	0- 0	0- 0	0- 0				
0- 0	0- 0	0- 0	AWAY	0- 0	0- 0	0- 0				
0- 0	0- 0	0- 0	NEUTRAL	0- 0	0- 0	0- 0				

RPI 1-25				RPI 26-50				RPI 51-100 Team's RPI: 73				RPI 101+			
RPI	S	Opponent	Score	RPI	S	Opponent	Score	RPI	S	Opponent	Score	RPI	S	Opponent	Score
4	N	Mississippi St.	49 66	44	A	Vanderbilt	63 74	84	H	North Carolina St.	63 58	120	A	Middle Tenn.	59 62
7	A	LSU	51 69									142	H	Southern Miss.	86 67
												207	A	UTSA	75 66
												243	H	Grambling	79 56
												246	N	Eastern Mich.	62 50
												324	H	McNeese	82 65
LAST 12 Division I GAMES:															
324	H	McNeese	82 65	84	H	North Carolina St.	63 58								
207	A	UTSA	75 66	7	A	LSU	51 69								
246	N	Eastern Mich.	62 50	44	A	Vanderbilt	63 74								
142	H	Southern Miss.	86 67	120	A	Middle Tenn.	59 62								
4	N	Mississippi St.	49 66												
243	H	Grambling	79 56												

Non-Div I Games:

Tulane

Average RPI Win:	234	WON-LOST	WINNING	LAST 10	STRENGTH OF	OPP. STRENGTH	TEAM	ADJ.	CONF.	ADJ CONF.
Average RPI Loss:	82	RECORD	PCT. RANK	GAMES	SCHEDULE	OF SCHEDULE	RPI	RPI	RPI	RPI
DIV. I ONLY	4- 8	235	3- 7	66	113	155	155	5	5	
DIV. I NON-CONF.	4- 8	235	4- 8	66	116	156	156	5	5	
TOTALS	RPI 1-25	RPI 26-50	W-L RECORDS	RPI 51-100	RPI 101-150	RPI 150+				
4- 8	0- 1	0- 2	OVERALL	0- 4	0- 0	4- 1				
2- 3	0- 0	0- 0	HOME	0- 3	0- 0	2- 0				
2- 4	0- 1	0- 1	AWAY	0- 1	0- 0	2- 1				
0- 1	0- 0	0- 1	NEUTRAL	0- 0	0- 0	0- 0				
4- 8	0- 1	0- 2	NON-CONFERENCE	0- 4	0- 0	4- 1				
2- 3	0- 0	0- 0	HOME	0- 3	0- 0	2- 0				
2- 4	0- 1	0- 1	AWAY	0- 1	0- 0	2- 1				
0- 1	0- 0	0- 1	NEUTRAL	0- 0	0- 0	0- 0				
0- 0	0- 0	0- 0	CONFERENCE	0- 0	0- 0	0- 0				
0- 0	0- 0	0- 0	HOME	0- 0	0- 0	0- 0				
0- 0	0- 0	0- 0	AWAY	0- 0	0- 0	0- 0				
0- 0	0- 0	0- 0	NEUTRAL	0- 0	0- 0	0- 0				

RPI 1-25				RPI 26-50				RPI 51-100				RPI 101+ Team's RPI: 155			
RPI	S	Opponent	Score	RPI	S	Opponent	Score	RPI	S	Opponent	Score	RPI	S	Opponent	Score
15	A	Kansas St.	62 82	38	N	BYU	56 71	53	H	South Dakota	68 71	188	H	Saint Louis	70 64
				39	A	Oklahoma	68 85	62	H	Arkansas	50 57	242	A	New Mexico	67 64
								66	H	Little Rock	58 63	252	A	UMKC	80 70
								99	A	Oral Roberts	68 76	254	H	North Texas	63 58
												280	A	Arkansas St.	80 83
LAST 12 Division I GAMES:															
38	N	BYU	56 71	66	H	Little Rock	58 63								
242	A	New Mexico	67 64	188	H	Saint Louis	70 64								
53	H	South Dakota	68 71	39	A	Oklahoma	68 85								
99	A	Oral Roberts	68 76	280	A	Arkansas St.	80 83								
15	A	Kansas St.	62 82	254	H	North Texas	63 58								
252	A	UMKC	80 70	62	H	Arkansas	50 57								

Non-Div I Games:

Tulsa

■ Loss,
 ■ Non-Conf, S Site,
 ■ Home
 ■ Away
 N Neutral

Average RPI Win:	200	WON-LOST	WINNING	LAST 10	STRENGTH OF	OPP. STRENGTH	TEAM	ADJ.	CONF.	ADJ CONF.
Average RPI Loss:	80	RECORD	PCT. RANK	GAMES	SCHEDULE	OF SCHEDULE	RPI	RPI	RPI	RPI
DIV. I ONLY	5- 4	145	5- 4	245	13	150	150	12	12	
DIV. I NON-CONF.	5- 4	146	5- 4	246	13	152	152	12	12	
TOTALS	RPI 1-25	RPI 26-50	W-L RECORDS	RPI 51-100	RPI 101-150	RPI 150+				
5- 4	0- 2	0- 0	OVERALL	0- 0	1- 1	4- 1				
2- 2	0- 1	0- 0	HOME	0- 0	0- 1	2- 0				
2- 2	0- 1	0- 0	AWAY	0- 0	1- 0	1- 1				
1- 0	0- 0	0- 0	NEUTRAL	0- 0	0- 0	1- 0				
5- 4	0- 2	0- 0	NON-CONFERENCE	0- 0	1- 1	4- 1				
2- 2	0- 1	0- 0	HOME	0- 0	0- 1	2- 0				
2- 2	0- 1	0- 0	AWAY	0- 0	1- 0	1- 1				
1- 0	0- 0	0- 0	NEUTRAL	0- 0	0- 0	1- 0				
0- 0	0- 0	0- 0	CONFERENCE	0- 0	0- 0	0- 0				
0- 0	0- 0	0- 0	HOME	0- 0	0- 0	0- 0				
0- 0	0- 0	0- 0	AWAY	0- 0	0- 0	0- 0				
0- 0	0- 0	0- 0	NEUTRAL	0- 0	0- 0	0- 0				

RPI	S	Opponent	Score	RPI	S	Opponent	Score	RPI	S	Opponent	Score	RPI	S	Opponent	Score	Team's RPI: 150
6	H	Florida St.	47 93									103	H	Belmont	58 72	
17	A	DePaul	80 90									140	A	Troy	81 77	
												152	H	Mississippi Val.	80 46	
												195	A	Samford	49 52	
												199	A	Southern Ill.	64 49	
												223	N	Gardner-Webb	59 49	
												284	H	High Point	75 66	
LAST 12 Division I GAMES:																
103	H	Belmont	58 72	140	A	Troy	81 77	6	H	Florida St.	47 93	195	A	Samford	49 52	
17	A	DePaul	80 90					199	A	Southern Ill.	64 49	152	H	Mississippi Val.	80 46	
223	N	Gardner-Webb	59 49					284	H	High Point	75 66					

Non-Div I Games:

UAB

Average RPI Win:	182	WON-LOST	WINNING	LAST 10	STRENGTH OF	OPP. STRENGTH	TEAM	ADJ.	CONF.	ADJ CONF.
Average RPI Loss:	70	RECORD	PCT. RANK	GAMES	SCHEDULE	OF SCHEDULE	RPI	RPI	RPI	RPI
DIV. I ONLY	6- 3	99	6- 3	165	52	100	100	22	22	
DIV. I NON-CONF.	6- 3	98	6- 3	166	52	99	99	22	22	
TOTALS	RPI 1-25	RPI 26-50	W-L RECORDS	RPI 51-100	RPI 101-150	RPI 150+				
6- 3	0- 0	0- 0	OVERALL	2- 3	0- 0	4- 0				
4- 1	0- 0	0- 0	HOME	2- 1	0- 0	2- 0				
2- 2	0- 0	0- 0	AWAY	0- 2	0- 0	2- 0				
0- 0	0- 0	0- 0	NEUTRAL	0- 0	0- 0	0- 0				
6- 3	0- 0	0- 0	NON-CONFERENCE	2- 3	0- 0	4- 0				
4- 1	0- 0	0- 0	HOME	2- 1	0- 0	2- 0				
2- 2	0- 0	0- 0	AWAY	0- 2	0- 0	2- 0				
0- 0	0- 0	0- 0	NEUTRAL	0- 0	0- 0	0- 0				
0- 0	0- 0	0- 0	CONFERENCE	0- 0	0- 0	0- 0				
0- 0	0- 0	0- 0	HOME	0- 0	0- 0	0- 0				
0- 0	0- 0	0- 0	AWAY	0- 0	0- 0	0- 0				
0- 0	0- 0	0- 0	NEUTRAL	0- 0	0- 0	0- 0				

RPI 1-25			RPI 26-50			RPI 51-100			Team's RPI: 100	RPI 101+		
RPI	S	Opponent	Score	RPI	S	Opponent	Score	RPI	S	Opponent	Score	
								54	A	Stanford	42	68
								59	A	Oregon St.	52	93
								78	H	St. Mary's (CA)	68	66
								95	H	Montana St.	70	62
								97	H	Hofstra	60	64
								196	H	Portland	66	52
								233	A	Sacramento St.	110	78
								237	A	Pacific	95	87
								253	H	San Diego St.	75	55
LAST 12 Division I GAMES:												
233	A	Sacramento St.	110	78	54	A	Stanford	42	68	196	H	Portland
59	A	Oregon St.	52	93	253	H	San Diego St.	75	55	237	A	Pacific
78	H	St. Mary's (CA)	68	66	97	H	Hofstra	60	64	253	H	San Diego St.
					95	H	Montana St.	70	62			
					237	A	Pacific	95	87			
					196	H	Portland	66	52			

Non-Div I Games: Holy Names 91 51

UC Davis

Average RPI Win:	249	WON-LOST	WINNING	LAST 10	STRENGTH OF	OPP. STRENGTH	TEAM	ADJ.	CONF.	ADJ CONF.
Average RPI Loss:	185	RECORD	PCT. RANK	GAMES	SCHEDULE	OF SCHEDULE	RPI	RPI	RPI	RPI
DIV. I ONLY	1- 10	329	1- 9	184	303	309	309	22	22	
DIV. I NON-CONF.	1- 10	329	1- 10	184	303	308	308	22	22	
TOTALS	RPI 1-25	RPI 26-50	W-L RECORDS	RPI 51-100	RPI 101-150	RPI 150+				
1- 10	0- 0	0- 0	OVERALL	0- 2	0- 1	1- 7				
0- 4	0- 0	0- 0	HOME	0- 1	0- 0	0- 3				
1- 5	0- 0	0- 0	AWAY	0- 1	0- 0	1- 4				
0- 1	0- 0	0- 0	NEUTRAL	0- 0	0- 1	0- 0				
1- 10	0- 0	0- 0	NON-CONFERENCE	0- 2	0- 1	1- 7				
0- 4	0- 0	0- 0	HOME	0- 1	0- 0	0- 3				
1- 5	0- 0	0- 0	AWAY	0- 1	0- 0	1- 4				
0- 1	0- 0	0- 0	NEUTRAL	0- 0	0- 1	0- 0				
0- 0	0- 0	0- 0	CONFERENCE	0- 0	0- 0	0- 0				
0- 0	0- 0	0- 0	HOME	0- 0	0- 0	0- 0				
0- 0	0- 0	0- 0	AWAY	0- 0	0- 0	0- 0				
0- 0	0- 0	0- 0	NEUTRAL	0- 0	0- 0	0- 0				

RPI	S	Opponent	Score	RPI	S	Opponent	Score	RPI	S	Opponent	Score	RPI	S	Opponent	Score	Team's RPI: 309
63	H	UNLV	46 62	79	A	Gonzaga	38 102	149	N	Fresno St.	45 63	176	A	Idaho St.	54 65	
								188	H	Saint Louis	69 79	220	A	Utah St.	52 66	
								227	A	Loyola Marymount	39 58	233	H	Sacramento St.	70 78	
								249	A	Nevada	72 59	251	H	CSU Bakersfield	66 86	
								259	A	Portland St.	73 79					
LAST 12 Division I GAMES:																
251	H	CSU Bakersfield	66 86	227	A	Loyola Marymount	39 58									
63	H	UNLV	46 62	176	A	Idaho St.	54 65									
233	H	Sacramento St.	70 78	220	A	Utah St.	52 66									
259	A	Portland St.	73 79	79	A	Gonzaga	38 102									
249	A	Nevada	72 59	188	H	Saint Louis	69 79									
149	N	Fresno St.	45 63													

Non-Div I Games:

UC Irvine

■ Loss,
 ■ Non-Conf,
 ■ S Site,
 ■ H Home
 ■ A Away
 N Neutral

Average RPI Win:	232	WON-LOST	WINNING	LAST 10	STRENGTH OF	OPP. STRENGTH	TEAM	ADJ.	CONF.	ADJ CONF.
Average RPI Loss:	42	RECORD	PCT. RANK	GAMES	SCHEDULE	OF SCHEDULE	RPI	RPI	RPI	RPI
DIV. I ONLY	5- 3	120	5- 3	89	190	83	83	22	22	
DIV. I NON-CONF.	5- 3	118	5- 3	89	189	83	83	22	22	
TOTALS	RPI 1-25	RPI 26-50	W-L RECORDS	RPI 51-100	RPI 101-150	RPI 150+				
5- 3	0- 1	0- 1	OVERALL	0- 1	1- 0	4- 0				
3- 1	0- 0	0- 0	HOME	0- 1	1- 0	2- 0				
2- 2	0- 1	0- 1	AWAY	0- 0	0- 0	2- 0				
0- 0	0- 0	0- 0	NEUTRAL	0- 0	0- 0	0- 0				
5- 3	0- 1	0- 1	NON-CONFERENCE	0- 1	1- 0	4- 0				
3- 1	0- 0	0- 0	HOME	0- 1	1- 0	2- 0				
2- 2	0- 1	0- 1	AWAY	0- 0	0- 0	2- 0				
0- 0	0- 0	0- 0	NEUTRAL	0- 0	0- 0	0- 0				
0- 0	0- 0	0- 0	CONFERENCE	0- 0	0- 0	0- 0				
0- 0	0- 0	0- 0	HOME	0- 0	0- 0	0- 0				
0- 0	0- 0	0- 0	AWAY	0- 0	0- 0	0- 0				
0- 0	0- 0	0- 0	NEUTRAL	0- 0	0- 0	0- 0				

RPI 1-25				RPI 26-50				RPI 51-100				Team's RPI: 83	RPI 101+			
RPI	S	Opponent	Score	RPI	S	Opponent	Score	RPI	S	Opponent	Score		RPI	S	Opponent	Score
25	A	California	56 71	48	A	Southern California	49 67	53	H	South Dakota	55 61		139	H	Grand Canyon	77 64
													227	A	Loyola Marymount	75 72
													251	A	CSU Bakersfield	71 66
													253	H	San Diego St.	72 44
													289	H	Seattle U	58 54
LAST 12 Division I GAMES:																
251	A	CSU Bakersfield	71 66	227	A	Loyola Marymount	75 72									
289	H	Seattle U	58 54	253	H	San Diego St.	72 44									
139	H	Grand Canyon	77 64													
53	H	South Dakota	55 61													
25	A	California	56 71													
48	A	Southern California	49 67													

Non-Div I Games:

UC Riverside

■ Loss,
 ■ Non-Conf,
 ■ S Site,
 ■ H Home
 ■ A Away
 N Neutral

Average RPI Win:	273	WON-LOST	WINNING	LAST 10	STRENGTH OF	OPP. STRENGTH	TEAM	ADJ.	CONF.	ADJ CONF.
Average RPI Loss:	162	RECORD	PCT. RANK	GAMES	SCHEDULE	OF SCHEDULE	RPI	RPI	RPI	RPI
DIV. I ONLY	3- 7	246	3- 7	268	229	287	287	22	22	
DIV. I NON-CONF.	3- 7	246	3- 7	268	228	285	285	22	22	
TOTALS	RPI 1-25	RPI 26-50	W-L RECORDS	RPI 51-100	RPI 101-150	RPI 150+				
3- 7	0- 1	0- 0	OVERALL	0- 1	1- 2	2- 3				
2- 2	0- 1	0- 0	HOME	0- 0	0- 1	2- 0				
1- 5	0- 0	0- 0	AWAY	0- 1	1- 1	0- 3				
0- 0	0- 0	0- 0	NEUTRAL	0- 0	0- 0	0- 0				
3- 7	0- 1	0- 0	NON-CONFERENCE	0- 1	1- 2	2- 3				
2- 2	0- 1	0- 0	HOME	0- 0	0- 1	2- 0				
1- 5	0- 0	0- 0	AWAY	0- 1	1- 1	0- 3				
0- 0	0- 0	0- 0	NEUTRAL	0- 0	0- 0	0- 0				
0- 0	0- 0	0- 0	CONFERENCE	0- 0	0- 0	0- 0				
0- 0	0- 0	0- 0	HOME	0- 0	0- 0	0- 0				
0- 0	0- 0	0- 0	AWAY	0- 0	0- 0	0- 0				
0- 0	0- 0	0- 0	NEUTRAL	0- 0	0- 0	0- 0				

RPI 1-25				RPI 26-50				RPI 51-100				RPI 101+ Team's RPI: 287			
RPI	S	Opponent	Score	RPI	S	Opponent	Score	RPI	S	Opponent	Score	RPI	S	Opponent	Score
24	H	UCLA	52 71					89	A	Iowa St.	60 77	112	H	Santa Clara	58 69
												138	A	San Diego	63 77
												149	A	Fresno St.	50 49
												227	A	Loyola Marymount	55 57
												253	A	San Diego St.	70 84
												289	A	Seattle U	53 58
												334	H	Northern Ariz.	60 51
												336	H	Pepperdine	66 57
LAST 12 Division I GAMES:															
138	A	San Diego	63 77	149	A	Fresno St.	50 49	24	H	UCLA	52 71	253	A	San Diego St.	70 84
334	H	Northern Ariz.	60 51	227	A	Loyola Marymount	55 57	112	H	Santa Clara	58 69				
289	A	Seattle U	53 58												
336	H	Pepperdine	66 57												
89	A	Iowa St.	60 77												

Non-Div I Games:

UC Santa Barbara

■ Loss,
 ■ Non-Conf,
 ■ S Site,
 ■ H Home
 ■ A Away
 N Neutral

Average RPI Win:	223	WON-LOST	WINNING	LAST 10	STRENGTH OF	OPP. STRENGTH	TEAM	ADJ.	CONF.	ADJ CONF.
Average RPI Loss:	17	RECORD	PCT. RANK	GAMES	SCHEDULE	OF SCHEDULE	RPI	RPI	RPI	RPI
DIV. I ONLY	9- 2	33	8- 2	235	97	86	86	5	5	
DIV. I NON-CONF.	9- 2	33	9- 2	236	98	86	86	5	5	
TOTALS	RPI 1-25	RPI 26-50	W-L RECORDS	RPI 51-100	RPI 101-150	RPI 150+				
9- 2	0- 2	0- 0	OVERALL	1- 0	1- 0	7- 0				
5- 1	0- 1	0- 0	HOME	1- 0	1- 0	3- 0				
4- 1	0- 1	0- 0	AWAY	0- 0	0- 0	4- 0				
0- 0	0- 0	0- 0	NEUTRAL	0- 0	0- 0	0- 0				
9- 2	0- 2	0- 0	NON-CONFERENCE	1- 0	1- 0	7- 0				
5- 1	0- 1	0- 0	HOME	1- 0	1- 0	3- 0				
4- 1	0- 1	0- 0	AWAY	0- 0	0- 0	4- 0				
0- 0	0- 0	0- 0	NEUTRAL	0- 0	0- 0	0- 0				
0- 0	0- 0	0- 0	CONFERENCE	0- 0	0- 0	0- 0				
0- 0	0- 0	0- 0	HOME	0- 0	0- 0	0- 0				
0- 0	0- 0	0- 0	AWAY	0- 0	0- 0	0- 0				
0- 0	0- 0	0- 0	NEUTRAL	0- 0	0- 0	0- 0				

RPI	S	Opponent	Score	RPI	S	Opponent	Score	RPI	S	Opponent	Score	RPI	S	Opponent	Score
16	A	Buffalo	65 66					88	H	Rider	49 30	132	H	South Ala.	70 58
18	H	Virginia Tech	64 67									184	A	FIU	69 52
												217	A	Ga. Southern	74 54
												223	H	Gardner-Webb	66 52
												250	A	Butler	66 59
												290	A	Davidson	57 38
												312	H	Bethune-Cookman	70 43
												315	H	Austin Peay	61 43
LAST 12 Division I GAMES:															
217	A	Ga. Southern	74 54	223	H	Gardner-Webb	66 52	312	H	Bethune-Cookman	70 43	16	A	Buffalo	65 66
18	H	Virginia Tech	64 67	315	H	Austin Peay	61 43	88	H	Rider	49 30	250	A	Butler	66 59
290	A	Davidson	57 38												
132	H	South Ala.	70 58												
184	A	FIU	69 52												

Non-Div I Games:

UCF

Average RPI Win:	183	WON-LOST	WINNING	LAST 10	STRENGTH OF	OPP. STRENGTH	TEAM	ADJ.	CONF.	ADJ CONF.
Average RPI Loss:	17	RECORD	PCT. RANK	GAMES	SCHEDULE	OF SCHEDULE	RPI	RPI	RPI	RPI
DIV. I ONLY	8- 2	40	8- 2	68	63	24	24	2	2	
DIV. I NON-CONF.	8- 2	40	8- 2	68	63	24	24	2	2	
TOTALS	RPI 1-25	RPI 26-50	W-L RECORDS	RPI 51-100	RPI 101-150	RPI 150+				
8- 2	0- 1	1- 1	OVERALL	1- 0	1- 0	5- 0				
5- 0	0- 0	1- 0	HOME	0- 0	0- 0	4- 0				
1- 2	0- 1	0- 1	AWAY	0- 0	0- 0	1- 0				
2- 0	0- 0	0- 0	NEUTRAL	1- 0	1- 0	0- 0				
8- 2	0- 1	1- 1	NON-CONFERENCE	1- 0	1- 0	5- 0				
5- 0	0- 0	1- 0	HOME	0- 0	0- 0	4- 0				
1- 2	0- 1	0- 1	AWAY	0- 0	0- 0	1- 0				
2- 0	0- 0	0- 0	NEUTRAL	1- 0	1- 0	0- 0				
0- 0	0- 0	0- 0	CONFERENCE	0- 0	0- 0	0- 0				
0- 0	0- 0	0- 0	HOME	0- 0	0- 0	0- 0				
0- 0	0- 0	0- 0	AWAY	0- 0	0- 0	0- 0				
0- 0	0- 0	0- 0	NEUTRAL	0- 0	0- 0	0- 0				

RPI 1-25				RPI 26-50				RPI 51-100				RPI 101+			
RPI	S	Opponent	Score	RPI	S	Opponent	Score	RPI	S	Opponent	Score	RPI	S	Opponent	Score
3	A	South Carolina	57 66	26	H	Michigan	84 64	61	N	Iowa	78 65	117	N	Toledo	75 73
				31	A	Baylor	70 84					202	H	Southern U.	95 47
												237	H	Pacific	82 55
												245	H	Hawaii	72 49
												287	A	UC Santa Barbara	71 52
												292	H	Cal Poly	80 64
LAST 12 Division I GAMES:															
3	A	South Carolina	57 66	26	H	Michigan	84 64	245	H	Hawaii	72 49	117	N	Toledo	75 73
287	A	UC Santa Barbara	71 52	31	A	Baylor	70 84	61	N	Iowa	78 65	292	H	Cal Poly	80 64
237	H	Pacific	82 55					202	H	Southern U.	95 47				

Non-Div I Games:

UCLA

■ Loss,
■ Non-Conf, S Site,
■ Home
■ Away
N Neutral

Average RPI Win:	47	WON-LOST	WINNING	LAST 10	STRENGTH OF	OPP. STRENGTH	TEAM	ADJ.	CONF.	ADJ CONF.
Average RPI Loss:	0	RECORD	PCT. RANK	GAMES	SCHEDULE	OF SCHEDULE	RPI	RPI	RPI	RPI
DIV. I ONLY	9- 0	1	9- 0	1	1	1	1	1	5	5
DIV. I NON-CONF.	9- 0	1	9- 0	1	1	1	1	1	5	5
TOTALS	RPI 1-25	RPI 26-50	W-L RECORDS	RPI 51-100	RPI 101-150	RPI 150+				
9- 0	5- 0	1- 0	OVERALL	1- 0	1- 0	1- 0				
4- 0	1- 0	1- 0	HOME	0- 0	1- 0	1- 0				
4- 0	4- 0	0- 0	AWAY	0- 0	0- 0	0- 0				
1- 0	0- 0	0- 0	NEUTRAL	1- 0	0- 0	0- 0				
9- 0	5- 0	1- 0	NON-CONFERENCE	1- 0	1- 0	1- 0				
4- 0	1- 0	1- 0	HOME	0- 0	1- 0	1- 0				
4- 0	4- 0	0- 0	AWAY	0- 0	0- 0	0- 0				
1- 0	0- 0	0- 0	NEUTRAL	1- 0	0- 0	0- 0				
0- 0	0- 0	0- 0	CONFERENCE	0- 0	0- 0	0- 0				
0- 0	0- 0	0- 0	HOME	0- 0	0- 0	0- 0				
0- 0	0- 0	0- 0	AWAY	0- 0	0- 0	0- 0				
0- 0	0- 0	0- 0	NEUTRAL	0- 0	0- 0	0- 0				

RPI	S	Opponent	Score	RPI	S	Opponent	Score	RPI	S	Opponent	Score	RPI	S	Opponent	Score
2	A	Notre Dame	72 61	31	H	Baylor	72 61	81	N	Texas	72 54	116	H	Chattanooga	80 43
6	A	Florida St.	78 76									151	H	Dayton	98 65
7	A	LSU	76 53												
15	A	Kansas St.	75 58												
17	H	DePaul	91 46												
LAST 12 Division I GAMES:															
15	A	Kansas St.	75 58	116	H	Chattanooga	80 43								
2	A	Notre Dame	72 61	151	H	Dayton	98 65								
81	N	Texas	72 54	7	A	LSU	76 53								
17	H	DePaul	91 46	31	H	Baylor	72 61								
				6	A	Florida St.	78 76								

Non-Div I Games:

UConn

Average RPI Win:	183	WON-LOST	WINNING	LAST 10	STRENGTH OF	OPP. STRENGTH	TEAM	ADJ.	CONF.	ADJ CONF.
Average RPI Loss:	194	RECORD	PCT. RANK	GAMES	SCHEDULE	OF SCHEDULE	RPI	RPI	RPI	RPI
DIV. I ONLY	1- 7	308	1- 7	185	322	306	306	24	24	
DIV. I NON-CONF.	1- 7	307	1- 7	185	322	305	305	24	24	
TOTALS	RPI 1-25	RPI 26-50	W-L RECORDS	RPI 51-100	RPI 101-150	RPI 150+				
1- 7	0- 0	0- 1	OVERALL	0- 0	0- 1	1- 5				
0- 5	0- 0	0- 0	HOME	0- 0	0- 1	0- 4				
1- 2	0- 0	0- 1	AWAY	0- 0	0- 0	1- 1				
0- 0	0- 0	0- 0	NEUTRAL	0- 0	0- 0	0- 0				
1- 7	0- 0	0- 1	NON-CONFERENCE	0- 0	0- 1	1- 5				
0- 5	0- 0	0- 0	HOME	0- 0	0- 1	0- 4				
1- 2	0- 0	0- 1	AWAY	0- 0	0- 0	1- 1				
0- 0	0- 0	0- 0	NEUTRAL	0- 0	0- 0	0- 0				
0- 0	0- 0	0- 0	CONFERENCE	0- 0	0- 0	0- 0				
0- 0	0- 0	0- 0	HOME	0- 0	0- 0	0- 0				
0- 0	0- 0	0- 0	AWAY	0- 0	0- 0	0- 0				
0- 0	0- 0	0- 0	NEUTRAL	0- 0	0- 0	0- 0				

RPI 1-25			RPI 26-50			RPI 51-100			RPI 101+			Team's RPI: 306
RPI	S	Opponent	Score	RPI	S	Opponent	Score	RPI	S	Opponent	Score	
				27	A	Maryland	42 92					
								109	H	UMES	57 70	
								179	H	Towson	48 59	
								183	A	Columbia	67 56	
								209	H	Princeton	58 69	
								229	A	American	53 70	
								261	H	Loyola Maryland	65 70	
								344	H	Morgan St.	61 69	
LAST 12 Division I GAMES:												
				344	H	Morgan St.	61 69					
				27	A	Maryland	42 92					
				229	A	American	53 70					
				209	H	Princeton	58 69					
				179	H	Towson	48 59					
				109	H	UMES	57 70					
								261	H	Loyola Maryland	65 70	
								183	A	Columbia	67 56	

Non-Div I Games: Gettysburg 71 51

UMBC

■ Loss,
 ■ Non-Conf,
 S Site,
 ■ Home
 ■ Away
 N Neutral

Average RPI Win:	292	WON-LOST	WINNING	LAST 10	STRENGTH OF	OPP. STRENGTH	TEAM	ADJ.	CONF.	ADJ CONF.
Average RPI Loss:	64	RECORD	PCT. RANK	GAMES	SCHEDULE	OF SCHEDULE	RPI	RPI	RPI	RPI
DIV. I ONLY	5- 3	120	5- 3	226	200	109	109	31	31	
DIV. I NON-CONF.	5- 3	118	5- 3	227	199	109	109	31	31	
TOTALS	RPI 1-25	RPI 26-50	W-L RECORDS	RPI 51-100	RPI 101-150	RPI 150+				
5- 3	0- 0	0- 1	OVERALL	0- 2	0- 0	5- 0				
1- 0	0- 0	0- 0	HOME	0- 0	0- 0	1- 0				
3- 3	0- 0	0- 1	AWAY	0- 2	0- 0	3- 0				
1- 0	0- 0	0- 0	NEUTRAL	0- 0	0- 0	1- 0				
5- 3	0- 0	0- 1	NON-CONFERENCE	0- 2	0- 0	5- 0				
1- 0	0- 0	0- 0	HOME	0- 0	0- 0	1- 0				
3- 3	0- 0	0- 1	AWAY	0- 2	0- 0	3- 0				
1- 0	0- 0	0- 0	NEUTRAL	0- 0	0- 0	1- 0				
0- 0	0- 0	0- 0	CONFERENCE	0- 0	0- 0	0- 0				
0- 0	0- 0	0- 0	HOME	0- 0	0- 0	0- 0				
0- 0	0- 0	0- 0	AWAY	0- 0	0- 0	0- 0				
0- 0	0- 0	0- 0	NEUTRAL	0- 0	0- 0	0- 0				

RPI 1-25				RPI 26-50				RPI 51-100				RPI 101+				Team's RPI: 109	
RPI	S	Opponent	Score	RPI	S	Opponent	Score	RPI	S	Opponent	Score	RPI	S	Opponent	Score		
				27	A	Maryland	61 106	80	A	East Carolina	58 66	224	N	Saint Francis (PA)	90 82		
								84	A	North Carolina St.	58 77	277	A	Fla. Atlantic	76 59		
												306	A	UMBC	70 57		
												321	H	UNCG	60 53		
												331	A	Mt. St. Mary's	63 52		
LAST 12 Division I GAMES:																	
				84	A	North Carolina St.	58 77	277	A	Fla. Atlantic	76 59						
				306	A	UMBC	70 57	224	N	Saint Francis (PA)	90 82						
				27	A	Maryland	61 106	331	A	Mt. St. Mary's	63 52						
								80	A	East Carolina	58 66						
								321	H	UNCG	60 53						

Non-Div I Games: Cheyney 75 38

UMES

 Loss,
 Non-Conf,
 S Site,
 H Home
 A Away
 N Neutral

U

C

C

Non-Div I Games:	Cent. Christian (KS111	43	Mo.-St. Louis	60	45
------------------	------------------------	----	---------------	----	----

Average RPI Win:	295	WON-LOST	WINNING	LAST 10	STRENGTH OF	OPP. STRENGTH	TEAM	ADJ.	CONF.	ADJ CONF.
Average RPI Loss:	207	RECORD	PCT. RANK	GAMES	SCHEDULE	OF SCHEDULE	RPI	RPI	RPI	RPI
DIV. I ONLY	2- 9	296	2- 8	291	312	341	341	24	24	
DIV. I NON-CONF.	2- 9	293	2- 9	293	312	341	341	24	24	
TOTALS	RPI 1-25	RPI 26-50	W-L RECORDS	RPI 51-100	RPI 101-150	RPI 150+				
2- 9	0- 0	0- 1	OVERALL	0- 1	0- 0	2- 7				
2- 3	0- 0	0- 0	HOME	0- 0	0- 0	2- 3				
0- 6	0- 0	0- 1	AWAY	0- 1	0- 0	0- 4				
0- 0	0- 0	0- 0	NEUTRAL	0- 0	0- 0	0- 0				
2- 9	0- 0	0- 1	NON-CONFERENCE	0- 1	0- 0	2- 7				
2- 3	0- 0	0- 0	HOME	0- 0	0- 0	2- 3				
0- 6	0- 0	0- 1	AWAY	0- 1	0- 0	0- 4				
0- 0	0- 0	0- 0	NEUTRAL	0- 0	0- 0	0- 0				
0- 0	0- 0	0- 0	CONFERENCE	0- 0	0- 0	0- 0				
0- 0	0- 0	0- 0	HOME	0- 0	0- 0	0- 0				
0- 0	0- 0	0- 0	AWAY	0- 0	0- 0	0- 0				
0- 0	0- 0	0- 0	NEUTRAL	0- 0	0- 0	0- 0				

RPI 1-25			RPI 26-50			RPI 51-100			RPI 101+			Team's RPI: 341
RPI	S	Opponent	Score	RPI	S	Opponent	Score	RPI	S	Opponent	Score	
				27	A	Maryland	44 100	91	A	Indiana	45 79	
								179	A	Towson	56 90	
								183	A	Columbia	57 76	
								221	H	Longwood	59 72	
								240	H	Rhode Island	57 64	
								247	H	Colgate	82 77	
								271	H	Fairfield	41 65	
								320	A	Boston U.	56 66	
								327	A	Holy Cross	47 62	
								343	H	Fairleigh Dickinson	61 55	
LAST 12 Division I GAMES:												
343	H	Fairleigh Dickinson	61 55	247	H	Colgate	82 77					
183	A	Columbia	57 76	327	A	Holy Cross	47 62					
240	H	Rhode Island	57 64	271	H	Fairfield	41 65					
320	A	Boston U.	56 66	27	A	Maryland	44 100					
91	A	Indiana	45 79	179	A	Towson	56 90					
221	H	Longwood	59 72									

Non-Div I Games:

UMass Lowell

Average RPI Win: 275		WON-LOST	WINNING	LAST 10	STRENGTH OF	OPP. STRENGTH	TEAM	ADJ.	CONF.	ADJ CONF.
Average RPI Loss: 151		RECORD	PCT. RANK	GAMES	SCHEDULE	OF SCHEDULE	RPI	RPI	RPI	RPI
DIV. I ONLY		5- 2	80	5- 2	314	288	157	157	25	25
DIV. I NON-CONF.		5- 2	79	5- 2	315	287	158	158	25	25
TOTALS		RPI 1-25	RPI 26-50	W-L RECORDS		RPI 51-100	RPI 101-150	RPI 150+		
5- 2	0- 1		0- 0	OVERALL		0- 0	0- 0	5- 1		
3- 0	0- 0		0- 0	HOME		0- 0	0- 0	3- 0		
2- 2	0- 1		0- 0	AWAY		0- 0	0- 0	2- 0		
0- 0	0- 0		0- 0	NEUTRAL		0- 0	0- 0	0- 0		
5- 2	0- 1		0- 0	NON-CONFERENCE		0- 0	0- 0	5- 1		
3- 0	0- 0		0- 0	HOME		0- 0	0- 0	3- 0		
2- 2	0- 1		0- 0	AWAY		0- 0	0- 0	2- 1		
0- 0	0- 0		0- 0	NEUTRAL		0- 0	0- 0	0- 0		
0- 0	0- 0		0- 0	CONFERENCE		0- 0	0- 0	0- 0		
0- 0	0- 0		0- 0	HOME		0- 0	0- 0	0- 0		
0- 0	0- 0		0- 0	AWAY		0- 0	0- 0	0- 0		
0- 0	0- 0		0- 0	NEUTRAL		0- 0	0- 0	0- 0		

RPI 1-25				RPI 26-50				RPI 51-100				RPI 101+			
RPI	S	Opponent	Score	RPI	S	Opponent	Score	RPI	S	Opponent	Score	RPI	S	Opponent	Score
18	A	Virginia Tech	52 71									180	H	Wofford	84 65
												257	H	Western Caro.	62 53
												283	A	Furman	51 63
												301	A	USC Upstate	70 59
												318	H	Tennessee Tech	77 65
												321	A	UNCG	77 63
LAST 12 Division I GAMES:															
				318	H	Tennessee Tech	77 65	301	A	USC Upstate	70 59				
				257	H	Western Caro.	62 53	180	H	Wofford	84 65				
				321	A	UNCG	77 63	283	A	Furman	51 63				
				18	A	Virginia Tech	52 71								

Non-Div I Games:	Warren Wilson	113	51
------------------	---------------	-----	----

UNC Asheville

■ Loss, ■ Non-Conf, S Site, H Home A Away N Neutral

Average RPI Win:	329	WON-LOST	WINNING	LAST 10	STRENGTH OF	OPP. STRENGTH	TEAM	ADJ.	CONF.	ADJ CONF.
Average RPI Loss:	179	RECORD	PCT. RANK	GAMES	SCHEDULE	OF SCHEDULE	RPI	RPI	RPI	RPI
DIV. I ONLY	2- 6	262	2- 5	313	320	321	321	20	20	
DIV. I NON-CONF.	2- 6	262	2- 6	314	320	320	320	20	20	
TOTALS	RPI 1-25	RPI 26-50	W-L RECORDS	RPI 51-100	RPI 101-150	RPI 150+				
2- 6	0- 0	0- 0	OVERALL	0- 1	0- 1	2- 4				
0- 3	0- 0	0- 0	HOME	0- 1	0- 0	0- 2				
2- 3	0- 0	0- 0	AWAY	0- 0	0- 1	2- 2				
0- 0	0- 0	0- 0	NEUTRAL	0- 0	0- 0	0- 0				
2- 6	0- 0	0- 0	NON-CONFERENCE	0- 1	0- 1	2- 4				
0- 3	0- 0	0- 0	HOME	0- 1	0- 0	0- 2				
2- 3	0- 0	0- 0	AWAY	0- 0	0- 1	2- 2				
0- 0	0- 0	0- 0	NEUTRAL	0- 0	0- 0	0- 0				
0- 0	0- 0	0- 0	CONFERENCE	0- 0	0- 0	0- 0				
0- 0	0- 0	0- 0	HOME	0- 0	0- 0	0- 0				
0- 0	0- 0	0- 0	AWAY	0- 0	0- 0	0- 0				
0- 0	0- 0	0- 0	NEUTRAL	0- 0	0- 0	0- 0				

RPI 1-25			RPI 26-50			RPI 51-100			RPI 101+			Team's RPI: 321
RPI	S	Opponent	Score	RPI	S	Opponent	Score	RPI	S	Opponent	Score	
						98 H Radford	54 70			109 A UMES	53 60	
										157 H UNC Asheville	63 77	
										169 A VCU	54 65	
										226 H Presbyterian	62 69	
										316 A Murray St.	70 81	
										318 A Tennessee Tech	65 59	
										339 A N.C. Central	64 51	
LAST 12 Division I GAMES:												
339 A		N.C. Central	64 51	169 A		VCU	54 65					
226 H		Presbyterian	62 69	98 H		Radford	54 70					
				109 A		UMES	53 60					
				316 A		Murray St.	70 81					
				318 A		Tennessee Tech	65 59					
				157 H		UNC Asheville	63 77					

Non-Div I Games: Barton 70 48 Greensboro 83 26 UNC Pembroke 72 69 Brevard 77 34 UNCG

Average RPI Win:	238	WON-LOST	WINNING	LAST 10	STRENGTH OF	OPP. STRENGTH	TEAM	ADJ.	CONF.	ADJ CONF.
Average RPI Loss:	124	RECORD	PCT. RANK	GAMES	SCHEDULE	OF SCHEDULE	RPI	RPI	RPI	RPI
DIV. I ONLY	4- 5	192	4- 5	179	207	197	197	8	8	
DIV. I NON-CONF.	4- 5	193	4- 5	179	207	198	198	8	8	
TOTALS	RPI 1-25	RPI 26-50	W-L RECORDS	RPI 51-100	RPI 101-150	RPI 150+				
4- 5	0- 0	0- 0	OVERALL	0- 2	0- 1	4- 2				
2- 3	0- 0	0- 0	HOME	0- 0	0- 1	2- 2				
2- 2	0- 0	0- 0	AWAY	0- 2	0- 0	2- 0				
0- 0	0- 0	0- 0	NEUTRAL	0- 0	0- 0	0- 0				
4- 5	0- 0	0- 0	NON-CONFERENCE	0- 2	0- 1	4- 2				
2- 3	0- 0	0- 0	HOME	0- 0	0- 1	2- 2				
2- 2	0- 0	0- 0	AWAY	0- 2	0- 0	2- 0				
0- 0	0- 0	0- 0	NEUTRAL	0- 0	0- 0	0- 0				
0- 0	0- 0	0- 0	CONFERENCE	0- 0	0- 0	0- 0				
0- 0	0- 0	0- 0	HOME	0- 0	0- 0	0- 0				
0- 0	0- 0	0- 0	AWAY	0- 0	0- 0	0- 0				
0- 0	0- 0	0- 0	NEUTRAL	0- 0	0- 0	0- 0				

RPI 1-25				RPI 26-50				RPI 51-100				RPI 101+ Team's RPI: 197			
RPI	S	Opponent	Score	RPI	S	Opponent	Score	RPI	S	Opponent	Score	RPI	S	Opponent	Score
								80	A	East Carolina	65 75	118	H	Providence	49 65
								84	A	North Carolina St.	54 86	158	H	La Salle	48 64
												178	A	Georgia St.	72 66
												180	H	Wofford	67 71
												201	H	Norfolk St.	64 56
												283	H	Furman	56 52
												290	A	Davidson	67 58
LAST 12 Division I GAMES:															
				180	H	Wofford	67 71	178	A	Georgia St.	72 66				
				283	H	Furman	56 52	80	A	East Carolina	65 75				
				84	A	North Carolina St.	54 86	201	H	Norfolk St.	64 56				
				290	A	Davidson	67 58								
				158	H	La Salle	48 64								
				118	H	Providence	49 65								

Non-Div I Games:

UNCW

■ Loss,
 ■ Non-Conf,
 ■ S Site,
 ■ H Home
 ■ A Away
 N Neutral

Average RPI Win:	179	WON-LOST	WINNING	LAST 10	STRENGTH OF	OPP. STRENGTH	TEAM	ADJ.	CONF.	ADJ CONF.
Average RPI Loss:	57	RECORD	PCT. RANK	GAMES	SCHEDULE	OF SCHEDULE	RPI	RPI	RPI	RPI
DIV. I ONLY	5- 4	145	5- 4	37	120	70	70	15	15	
DIV. I NON-CONF.	5- 4	146	5- 4	37	124	71	71	15	15	
TOTALS	RPI 1-25	RPI 26-50	W-L RECORDS	RPI 51-100	RPI 101-150	RPI 150+				
5- 4	0- 1	0- 0	OVERALL	0- 3	3- 0	2- 0				
2- 1	0- 0	0- 0	HOME	0- 1	1- 0	1- 0				
1- 3	0- 1	0- 0	AWAY	0- 2	1- 0	0- 0				
2- 0	0- 0	0- 0	NEUTRAL	0- 0	1- 0	1- 0				
5- 4	0- 1	0- 0	NON-CONFERENCE	0- 3	3- 0	2- 0				
2- 1	0- 0	0- 0	HOME	0- 1	1- 0	1- 0				
1- 3	0- 1	0- 0	AWAY	0- 2	1- 0	0- 0				
2- 0	0- 0	0- 0	NEUTRAL	0- 0	1- 0	1- 0				
0- 0	0- 0	0- 0	CONFERENCE	0- 0	0- 0	0- 0				
0- 0	0- 0	0- 0	HOME	0- 0	0- 0	0- 0				
0- 0	0- 0	0- 0	AWAY	0- 0	0- 0	0- 0				
0- 0	0- 0	0- 0	NEUTRAL	0- 0	0- 0	0- 0				

RPI 1-25				RPI 26-50				RPI 51-100				Team's RPI: 70		RPI 101+			
RPI	S	Opponent	Score	RPI	S	Opponent	Score	RPI	S	Opponent	Score			RPI	S	Opponent	Score
13	A	Oklahoma St.	57 81					61	A	Iowa	39 88			101	H	Creighton	50 49
								65	H	South Dakota St.	50 61			111	N	Idaho	76 74
								89	A	Iowa St.	68 76			129	A	IUPUI	69 62
														213	H	North Dakota	74 53
														340	N	Denver	79 68
LAST 12 Division I GAMES:																	
				65	H	South Dakota St.	50 61					213	H	North Dakota	74 53		
				340	N	Denver	79 68					101	H	Creighton	50 49		
				111	N	Idaho	76 74					61	A	Iowa	39 88		
				13	A	Oklahoma St.	57 81										
				89	A	Iowa St.	68 76										
				129	A	IUPUI	69 62										

Non-Div I Games: Wis.-Parkside 72 57

UNI

Average RPI Win:	176	WON-LOST	WINNING	LAST 10	STRENGTH OF	OPP. STRENGTH	TEAM	ADJ.	CONF.	ADJ CONF.
Average RPI Loss:	38	RECORD	PCT. RANK	GAMES	SCHEDULE	OF SCHEDULE	RPI	RPI	RPI	RPI
DIV. I ONLY	7- 1	26	7- 1	196	93	63	63	11	11	
DIV. I NON-CONF.	7- 1	26	7- 1	196	94	65	65	11	11	
TOTALS	RPI 1-25	RPI 26-50	W-L RECORDS	RPI 51-100	RPI 101-150	RPI 150+				
7- 1	0- 0	1- 1	OVERALL	1- 0	1- 0	4- 0				
4- 0	0- 0	1- 0	HOME	1- 0	0- 0	2- 0				
2- 0	0- 0	0- 0	AWAY	0- 0	0- 0	2- 0				
1- 1	0- 0	0- 1	NEUTRAL	0- 0	1- 0	0- 0				
7- 1	0- 0	1- 1	NON-CONFERENCE	1- 0	1- 0	4- 0				
4- 0	0- 0	1- 0	HOME	1- 0	0- 0	2- 0				
2- 0	0- 0	0- 0	AWAY	0- 0	0- 0	2- 0				
1- 1	0- 0	0- 1	NEUTRAL	0- 0	1- 0	0- 0				
0- 0	0- 0	0- 0	CONFERENCE	0- 0	0- 0	0- 0				
0- 0	0- 0	0- 0	HOME	0- 0	0- 0	0- 0				
0- 0	0- 0	0- 0	AWAY	0- 0	0- 0	0- 0				
0- 0	0- 0	0- 0	NEUTRAL	0- 0	0- 0	0- 0				

RPI 1-25			RPI 26-50			RPI 51-100			Team's RPI: 63	RPI 101+		
RPI	S	Opponent	Score	RPI	S	Opponent	Score	RPI	S	Opponent	Score	
38	N	BYU	54 63	93	H	Ole Miss	64 57	111	N	Idaho	73 61	
48	H	Southern California	77 66					161	H	Tennessee St.	69 48	
								175	H	Houston	64 53	
								309	A	UC Irvine	62 46	
								336	A	Pepperdine	68 61	
LAST 12 Division I GAMES:												
48	H	Southern California	77 66	309	A	UC Irvine	62 46					
175	H	Houston	64 53	336	A	Pepperdine	68 61					
				111	N	Idaho	73 61					
				38	N	BYU	54 63					
				93	H	Ole Miss	64 57					
				161	H	Tennessee St.	69 48					

Non-Div I Games: Concordia (CA) 102 46

UNLV

USC Upstate

Through Games Of Dec. 18, 2016

Average RPI Win:	272	WON-LOST	WINNING	LAST 10	STRENGTH OF	OPP. STRENGTH	TEAM	ADJ.	CONF.	ADJ CONF.
Average RPI Loss:	193	RECORD	PCT. RANK	GAMES	SCHEDULE	OF SCHEDULE	RPI	RPI	RPI	RPI
DIV. I ONLY	2- 8	286	1- 7	252	296	301	301	26	26	
DIV. I NON-CONF.	2- 8	284	2- 8	254	295	300	300	26	26	
TOTALS	RPI 1-25	RPI 26-50	W-L RECORDS	RPI 51-100	RPI 101-150	RPI 150+				
2- 8	0- 0	0- 0	OVERALL	0- 1	0- 2	2- 5				
0- 4	0- 0	0- 0	HOME	0- 0	0- 1	0- 3				
2- 4	0- 0	0- 0	AWAY	0- 1	0- 1	2- 2				
0- 0	0- 0	0- 0	NEUTRAL	0- 0	0- 0	0- 0				
2- 8	0- 0	0- 0	NON-CONFERENCE	0- 1	0- 2	2- 5				
0- 4	0- 0	0- 0	HOME	0- 0	0- 1	0- 3				
2- 4	0- 0	0- 0	AWAY	0- 1	0- 1	2- 2				
0- 0	0- 0	0- 0	NEUTRAL	0- 0	0- 0	0- 0				
0- 0	0- 0	0- 0	CONFERENCE	0- 0	0- 0	0- 0				
0- 0	0- 0	0- 0	HOME	0- 0	0- 0	0- 0				
0- 0	0- 0	0- 0	AWAY	0- 0	0- 0	0- 0				
0- 0	0- 0	0- 0	NEUTRAL	0- 0	0- 0	0- 0				

RPI 1-25				RPI 26-50				RPI 51-100				RPI 101+				Team's RPI: 301	
RPI	S	Opponent	Score	RPI	S	Opponent	Score	RPI	S	Opponent	Score	RPI	S	Opponent	Score		
								56	A	West Virginia	33	91	121	H	William & Mary	46	49
												141	A	Purdue	41	71	
												157	H	UNC Asheville	59	70	
												223	H	Gardner-Webb	53	57	
												226	A	Presbyterian	55	48	
												275	A	Illinois	57	77	
												283	A	Furman	37	57	
												291	H	Campbell	41	56	
												317	A	South Carolina St.	73	67	
LAST 12 Division I GAMES:																	
				157	H	UNC Asheville	59	70		283	A	Furman	37	57			
				291	H	Campbell	41	56		223	H	Gardner-Webb	53	57			
				317	A	South Carolina St.	73	67		121	H	William & Mary	46	49			
				56	A	West Virginia	33	91		275	A	Illinois	57	77			
										141	A	Purdue	41	71			
										226	A	Presbyterian	55	48			

Non-Div I Games: Bob Jones 92 50 Converse 93 35 Warren Wilson 91 53

USC Upstate

Loss, Non-Conf, S Site, H Home A Away N Neutral

Average RPI Win:	195	WON-LOST	WINNING	LAST 10	STRENGTH OF	OPP. STRENGTH	TEAM	ADJ.	CONF.	ADJ CONF.
Average RPI Loss:	32	RECORD	PCT. RANK	GAMES	SCHEDULE	OF SCHEDULE	RPI	RPI	RPI	RPI
DIV. I ONLY	5- 2	80	5- 2	53	153	52	52	19	19	
DIV. I NON-CONF.	5- 2	79	5- 2	53	156	52	52	19	19	
TOTALS	RPI 1-25	RPI 26-50	W-L RECORDS	RPI 51-100	RPI 101-150	RPI 150+				
5- 2	0- 1	0- 1	OVERALL	0- 0	1- 0	4- 0				
2- 1	0- 0	0- 1	HOME	0- 0	0- 0	2- 0				
2- 1	0- 1	0- 0	AWAY	0- 0	1- 0	1- 0				
1- 0	0- 0	0- 0	NEUTRAL	0- 0	0- 0	1- 0				
5- 2	0- 1	0- 1	NON-CONFERENCE	0- 0	1- 0	4- 0				
2- 1	0- 0	0- 1	HOME	0- 0	0- 0	2- 0				
2- 1	0- 1	0- 0	AWAY	0- 0	1- 0	1- 0				
1- 0	0- 0	0- 0	NEUTRAL	0- 0	0- 0	1- 0				
0- 0	0- 0	0- 0	CONFERENCE	0- 0	0- 0	0- 0				
0- 0	0- 0	0- 0	HOME	0- 0	0- 0	0- 0				
0- 0	0- 0	0- 0	AWAY	0- 0	0- 0	0- 0				
0- 0	0- 0	0- 0	NEUTRAL	0- 0	0- 0	0- 0				

RPI 1-25				RPI 26-50				RPI 51-100				Team's RPI: 52		RPI 101+			
RPI	S	Opponent	Score	RPI	S	Opponent	Score	RPI	S	Opponent	Score			RPI	S	Opponent	Score
15	A	Kansas St.	49 62	49	H	SFA	60 65							136	A	Western Ky.	71 68
														162	A	Seton Hall	86 61
														207	H	UTSA	75 54
														216	H	Wichita St.	74 70
														253	N	San Diego St.	64 58
LAST 12 Division I GAMES:																	
15	A	Kansas St.	49 62	49	H	SFA	60 65	207	H	UTSA	75 54						
162	A	Seton Hall	86 61														
253	N	San Diego St.	64 58														
216	H	Wichita St.	74 70														
136	A	Western Ky.	71 68														

Non-Div I Games: Tex. A&M-Commerce 80 50 Eastern N.M. 65 48

UT Arlington

Loss, Non-Conf, S Site, H Home A Away N Neutral

Average RPI Win:	245	WON-LOST	WINNING	LAST 10	STRENGTH OF	OPP. STRENGTH	TEAM	ADJ.	CONF.	ADJ CONF.
Average RPI Loss:	118	RECORD	PCT. RANK	GAMES	SCHEDULE	OF SCHEDULE	RPI	RPI	RPI	RPI
DIV. I ONLY	3- 8	261	3- 7	166	148	244	244	29	29	
DIV. I NON-CONF.	3- 8	261	3- 8	167	152	244	244	29	29	
TOTALS	RPI 1-25	RPI 26-50	W-L RECORDS	RPI 51-100	RPI 101-150	RPI 150+				
3- 8	0- 0	0- 2	OVERALL	0- 3	0- 1	3- 2				
2- 3	0- 0	0- 2	HOME	0- 0	0- 1	2- 0				
1- 5	0- 0	0- 0	AWAY	0- 3	0- 0	1- 2				
0- 0	0- 0	0- 0	NEUTRAL	0- 0	0- 0	0- 0				
3- 8	0- 0	0- 2	NON-CONFERENCE	0- 3	0- 1	3- 2				
2- 3	0- 0	0- 2	HOME	0- 0	0- 1	2- 0				
1- 5	0- 0	0- 0	AWAY	0- 3	0- 0	1- 2				
0- 0	0- 0	0- 0	NEUTRAL	0- 0	0- 0	0- 0				
0- 0	0- 0	0- 0	CONFERENCE	0- 0	0- 0	0- 0				
0- 0	0- 0	0- 0	HOME	0- 0	0- 0	0- 0				
0- 0	0- 0	0- 0	AWAY	0- 0	0- 0	0- 0				
0- 0	0- 0	0- 0	NEUTRAL	0- 0	0- 0	0- 0				

RPI 1-25				RPI 26-50				RPI 51-100				RPI 101+				Team's RPI: 244	
RPI	S	Opponent	Score	RPI	S	Opponent	Score	RPI	S	Opponent	Score	RPI	S	Opponent	Score		
				44	H	Vanderbilt	77 79	57	A	Missouri	69 80	116	H	Chattanooga	60 80		
				50	H	Louisville	57 100	71	A	Ohio	55 72	195	A	Samford	62 69		
								99	A	Oral Roberts	53 82	199	H	Southern Ill.	76 68		
												257	A	Western Caro.	84 72		
												280	H	Arkansas St.	68 63		
												314	A	N.C. A&T	59 74		
LAST 12 Division I GAMES:																	
				44	H	Vanderbilt	77 79	57	A	Missouri	69 80						
				195	A	Samford	62 69	280	H	Arkansas St.	68 63						
				71	A	Ohio	55 72	99	A	Oral Roberts	53 82						
				257	A	Western Caro.	84 72	116	H	Chattanooga	60 80						
				314	A	N.C. A&T	59 74	199	H	Southern Ill.	76 68						
				50	H	Louisville	57 100										

Non-Div I Games:

UT Martin

 Loss,
 Non-Conf,
 S Site,
 H Home
 A Away
N Neutral

Average RPI Win: 328	WON-LOST	WINNING	LAST 10	STRENGTH OF	OPP. STRENGTH	TEAM	ADJ.	CONF.	ADJ CONF.
Average RPI Loss: 168	RECORD	PCT. RANK	GAMES	SCHEDULE	OF SCHEDULE	RPI	RPI	RPI	RPI
DIV. I ONLY	1- 7	308	1- 7	144	281	304	304	12	12
DIV. I NON-CONF.	1- 7	307	1- 7	143	279	303	303	12	12
TOTALS	RPI 1-25	RPI 26-50	W-L RECORDS	RPI 51-100	RPI 101-150	RPI 150+			
1- 7	0- 2	0- 0	OVERALL	0- 1	0- 0	1- 4			
1- 3	0- 0	0- 0	HOME	0- 0	0- 0	1- 3			
0- 1	0- 0	0- 0	AWAY	0- 0	0- 0	0- 1			
0- 3	0- 2	0- 0	NEUTRAL	0- 1	0- 0	0- 0			
1- 7	0- 2	0- 0	NON-CONFERENCE	0- 1	0- 0	1- 4			
1- 3	0- 0	0- 0	HOME	0- 0	0- 0	1- 3			
0- 1	0- 0	0- 0	AWAY	0- 0	0- 0	0- 1			
0- 3	0- 2	0- 0	NEUTRAL	0- 1	0- 0	0- 0			
0- 0	0- 0	0- 0	CONFERENCE	0- 0	0- 0	0- 0			
0- 0	0- 0	0- 0	HOME	0- 0	0- 0	0- 0			
0- 0	0- 0	0- 0	AWAY	0- 0	0- 0	0- 0			
0- 0	0- 0	0- 0	NEUTRAL	0- 0	0- 0	0- 0			

RPI	S	Opponent	Score
7	N	LSU	45 78
15	N	Kansas St.	40 61

RPI	S	Opponent	Score
-----	---	----------	-------

RPI	S	Opponent	Score
84	N	North Carolina St.	55 71

RPI	S	Opponent	Score
228	H	New Mexico St.	59 67
242	A	New Mexico	66 79
267	H	Texas Southern	68 89
328	H	Houston Baptist	75 45
334	H	Northern Ariz.	51 65

LAST 12 Division I GAMES:

267	H	Texas Southern	68 89	228	H	New Mexico St.	59 67
334	H	Northern Ariz.	51 65	242	A	New Mexico	66 79
				328	H	Houston Baptist	75 45
				15	N	Kansas St.	40 61
				84	N	North Carolina St.	55 71
				7	N	LSU	45 78

Non-Div I Games: Western N.M. 93 46

UTEP

Average RPI Win:	253	WON-LOST	WINNING	LAST 10	STRENGTH OF	OPP. STRENGTH	TEAM	ADJ.	CONF.	ADJ CONF.
Average RPI Loss:	109	RECORD	PCT. RANK	GAMES	SCHEDULE	OF SCHEDULE	RPI	RPI	RPI	RPI
DIV. I ONLY	5- 6	181	1- 1	302	31	206	206	28	28	
DIV. I NON-CONF.	5- 6	183	1- 1	302	30	207	207	28	28	
TOTALS	RPI 1-25	RPI 26-50	W-L RECORDS	RPI 51-100	RPI 101-150	RPI 150+				
5- 6	0- 1	0- 1	OVERALL	0- 1	0- 0	5- 3				
2- 1	0- 0	0- 0	HOME	0- 0	0- 0	2- 1				
2- 5	0- 1	0- 1	AWAY	0- 1	0- 0	2- 2				
1- 0	0- 0	0- 0	NEUTRAL	0- 0	0- 0	1- 0				
5- 6	0- 1	0- 1	NON-CONFERENCE	0- 1	0- 0	5- 3				
2- 1	0- 0	0- 0	HOME	0- 0	0- 0	2- 1				
2- 5	0- 1	0- 1	AWAY	0- 1	0- 0	2- 2				
1- 0	0- 0	0- 0	NEUTRAL	0- 0	0- 0	1- 0				
0- 0	0- 0	0- 0	CONFERENCE	0- 0	0- 0	0- 0				
0- 0	0- 0	0- 0	HOME	0- 0	0- 0	0- 0				
0- 0	0- 0	0- 0	AWAY	0- 0	0- 0	0- 0				
0- 0	0- 0	0- 0	NEUTRAL	0- 0	0- 0	0- 0				

RPI 1-25				RPI 26-50				RPI 51-100				RPI 101+ Team's RPI: 206			
RPI	S	Opponent	Score	RPI	S	Opponent	Score	RPI	S	Opponent	Score	RPI	S	Opponent	Score
13	A	Oklahoma St.	53 86	39	A	Oklahoma	59 92	81	A	Texas	61 85	156	A	Nebraska	53 71
												170	H	Prairie View	82 74
												175	H	Houston	52 68
												192	A	Abilene Christian	54 70
												254	N	North Texas	74 69
												269	A	A&M-Corpus Christi	68 65
												286	A	Sam Houston St.	69 45
												286	H	Sam Houston St.	78 50
LAST 12 Division I GAMES:															
192	A	Abilene Christian	54 70	39	A	Oklahoma	59 92	175	H	Houston	52 68	170	H	Prairie View	82 74
254	N	North Texas	74 69	269	A	A&M-Corpus Christi	68 65	286	H	Sam Houston St.	78 50	286	A	Sam Houston St.	69 45
81	A	Texas	61 85												
13	A	Oklahoma St.	53 86												
156	A	Nebraska	53 71												

Non-Div I Games: Evangel

86 55

UTRGV

■ Loss,
 ■ Non-Conf,
 ■ S Site,
 ■ Home
 ■ A Away
 N Neutral

Average RPI Win:	230	WON-LOST	WINNING	LAST 10	STRENGTH OF	OPP. STRENGTH	TEAM	ADJ.	CONF.	ADJ CONF.
Average RPI Loss:	73	RECORD	PCT. RANK	GAMES	SCHEDULE	OF SCHEDULE	RPI	RPI	RPI	RPI
DIV. I ONLY	2- 5	259	2- 5	82	66	207	207	12	12	
DIV. I NON-CONF.	2- 5	259	2- 5	82	66	208	208	12	12	
TOTALS	RPI 1-25	RPI 26-50	W-L RECORDS	RPI 51-100	RPI 101-150	RPI 150+				
2- 5	0- 0	0- 1	OVERALL	0- 3	0- 1	2- 0				
2- 2	0- 0	0- 0	HOME	0- 1	0- 1	2- 0				
0- 3	0- 0	0- 1	AWAY	0- 2	0- 0	0- 0				
0- 0	0- 0	0- 0	NEUTRAL	0- 0	0- 0	0- 0				
2- 5	0- 0	0- 1	NON-CONFERENCE	0- 3	0- 1	2- 0				
2- 2	0- 0	0- 0	HOME	0- 1	0- 1	2- 0				
0- 3	0- 0	0- 1	AWAY	0- 2	0- 0	0- 0				
0- 0	0- 0	0- 0	NEUTRAL	0- 0	0- 0	0- 0				
0- 0	0- 0	0- 0	CONFERENCE	0- 0	0- 0	0- 0				
0- 0	0- 0	0- 0	HOME	0- 0	0- 0	0- 0				
0- 0	0- 0	0- 0	AWAY	0- 0	0- 0	0- 0				
0- 0	0- 0	0- 0	NEUTRAL	0- 0	0- 0	0- 0				

RPI	S	Opponent	Score	RPI	S	Opponent	Score	RPI	S	Opponent	Score	RPI	S	Opponent	Score	Team's RPI: 207
46	A	Oregon	63 77	52	A	UT Arlington	54 75	115	H	Northern Colo.	66 73	73	H	Tulane	66 75	
				73	H	Tulane	66 75	192	H	Abilene Christian	71 68	268	H	Texas St.	72 47	
				81	A	Texas	43 76									
LAST 12 Division I GAMES:																
81	A	Texas	43 76	46	A	Oregon	63 77									
268	H	Texas St.	72 47	52	A	UT Arlington	54 75									
192	H	Abilene Christian	71 68													
73	H	Tulane	66 75													
115	H	Northern Colo.	66 73													

Non-Div I Games: Tex. A&M-Kingsville70 44 Angelo St. 77 85

UTSA

Average RPI Win:	149	WON-LOST	WINNING	LAST 10	STRENGTH OF	OPP. STRENGTH	TEAM	ADJ.	CONF.	ADJ CONF.
Average RPI Loss:	0	RECORD	PCT. RANK	GAMES	SCHEDULE	OF SCHEDULE	RPI	RPI	RPI	RPI
DIV. I ONLY	10- 0	1	10- 0	77	138	9	9	2	2	
DIV. I NON-CONF.	10- 0	1	10- 0	77	141	9	9	2	2	
TOTALS	RPI 1-25		RPI 26-50	W-L RECORDS	RPI 51-100	RPI 101-150	RPI 150+			
10- 0	0- 0		2- 0	OVERALL	2- 0	1- 0	5- 0			
6- 0	0- 0		1- 0	HOME	1- 0	0- 0	4- 0			
3- 0	0- 0		0- 0	AWAY	1- 0	1- 0	1- 0			
1- 0	0- 0		1- 0	NEUTRAL	0- 0	0- 0	0- 0			
10- 0	0- 0		2- 0	NON-CONFERENCE	2- 0	1- 0	5- 0			
6- 0	0- 0		1- 0	HOME	1- 0	0- 0	4- 0			
3- 0	0- 0		0- 0	AWAY	1- 0	1- 0	1- 0			
1- 0	0- 0		1- 0	NEUTRAL	0- 0	0- 0	0- 0			
0- 0	0- 0		0- 0	CONFERENCE	0- 0	0- 0	0- 0			
0- 0	0- 0		0- 0	HOME	0- 0	0- 0	0- 0			
0- 0	0- 0		0- 0	AWAY	0- 0	0- 0	0- 0			
0- 0	0- 0		0- 0	NEUTRAL	0- 0	0- 0	0- 0			

RPI S	Opponent	Score	RPI S	Opponent	Score	RPI S	Opponent	Score	RPI S	Opponent	Score
38	H BYU	77 60	43	N Charlotte	81 68	78	A St. Mary's (CA)	63 62	149	A Fresno St.	65 55
						95	H Montana St.	74 64	154	H Weber St.	71 52
									159	H Southern Utah	69 43
									220	H Utah St.	65 58
									249	A Nevada	80 50
									308	H Utah Valley	100 52
LAST 12 Division I GAMES:											
159	H Southern Utah	69 43	154	H Weber St.	71 52						
78	A St. Mary's (CA)	63 62	38	H BYU	77 60						
43	N Charlotte	81 68	249	A Nevada	80 50						
308	H Utah Valley	100 52	220	H Utah St.	65 58						
149	A Fresno St.	65 55									
95	H Montana St.	74 64									

Non-Div I Games:

Utah

Average RPI Win:	263	WON-LOST	WINNING	LAST 10	STRENGTH OF	OPP. STRENGTH	TEAM	ADJ.	CONF.	ADJ CONF.
Average RPI Loss:	69	RECORD	PCT. RANK	GAMES	SCHEDULE	OF SCHEDULE	RPI	RPI	RPI	RPI
DIV. I ONLY	6- 3	99	6- 3	321	163	220	220	11	11	
DIV. I NON-CONF.	6- 3	98	6- 3	321	166	221	221	11	11	
TOTALS	RPI 1-25	RPI 26-50	W-L RECORDS	RPI 51-100	RPI 101-150	RPI 150+				
6- 3	0- 1	0- 1	OVERALL	1- 0	0- 0	5- 1				
4- 2	0- 0	0- 1	HOME	1- 0	0- 0	3- 1				
1- 1	0- 1	0- 0	AWAY	0- 0	0- 0	1- 0				
1- 0	0- 0	0- 0	NEUTRAL	0- 0	0- 0	1- 0				
6- 3	0- 1	0- 1	NON-CONFERENCE	1- 0	0- 0	5- 1				
4- 2	0- 0	0- 1	HOME	1- 0	0- 0	3- 1				
1- 1	0- 1	0- 0	AWAY	0- 0	0- 0	1- 0				
1- 0	0- 0	0- 0	NEUTRAL	0- 0	0- 0	1- 0				
0- 0	0- 0	0- 0	CONFERENCE	0- 0	0- 0	0- 0				
0- 0	0- 0	0- 0	HOME	0- 0	0- 0	0- 0				
0- 0	0- 0	0- 0	AWAY	0- 0	0- 0	0- 0				
0- 0	0- 0	0- 0	NEUTRAL	0- 0	0- 0	0- 0				

RPI 1-25				RPI 26-50				RPI 51-100				RPI 101+ Team's RPI: 220			
RPI	S	Opponent	Score	RPI	S	Opponent	Score	RPI	S	Opponent	Score	RPI	S	Opponent	Score
9	A	Utah	58 65	38	H	BYU	40 60	95	H	Montana St.	64 56	159	H	Southern Utah	54 70
												176	H	Idaho St.	69 56
												308	H	Utah Valley	56 45
												309	H	UC Irvine	66 52
												345	A	Montana	65 47
												346	N	Incarnate Word	79 46
LAST 12 Division I GAMES:															
159	H	Southern Utah	54 70	38	H	BYU	40 60	308	H	Utah Valley	56 45	9	A	Utah	58 65
309	H	UC Irvine	66 52					176	H	Idaho St.	69 56	345	A	Montana	65 47
95	H	Montana St.	64 56					346	N	Incarnate Word	79 46				

Non-Div I Games: Westminster (UT) 72 49

Utah St.

Utah Valley

Through Games Of Dec. 18, 2016

Average RPI Win:	278	WON-LOST	WINNING	LAST 10	STRENGTH OF	OPP. STRENGTH	TEAM	ADJ.	CONF.	ADJ CONF.
Average RPI Loss:	160	RECORD	PCT. RANK	GAMES	SCHEDULE	OF SCHEDULE	RPI	RPI	RPI	RPI
DIV. I ONLY	3- 9	262	3- 7	285	186	308	308	28	28	
DIV. I NON-CONF.	3- 9	262	3- 9	287	185	307	307	28	28	
TOTALS	RPI 1-25	RPI 26-50	W-L RECORDS	RPI 51-100	RPI 101-150	RPI 150+				
3- 9	0- 1	0- 1	OVERALL	0- 0	0- 1	3- 6				
2- 3	0- 0	0- 1	HOME	0- 0	0- 1	2- 1				
1- 4	0- 0	0- 0	AWAY	0- 0	0- 0	1- 1				
0- 2	0- 0	0- 0	NEUTRAL	0- 0	0- 0	0- 2				
3- 9	0- 1	0- 1	NON-CONFERENCE	0- 0	0- 1	3- 6				
2- 3	0- 0	0- 1	HOME	0- 0	0- 1	2- 1				
1- 4	0- 1	0- 0	AWAY	0- 0	0- 0	1- 3				
0- 2	0- 0	0- 0	NEUTRAL	0- 0	0- 0	0- 2				
0- 0	0- 0	0- 0	CONFERENCE	0- 0	0- 0	0- 0				
0- 0	0- 0	0- 0	HOME	0- 0	0- 0	0- 0				
0- 0	0- 0	0- 0	AWAY	0- 0	0- 0	0- 0				
0- 0	0- 0	0- 0	NEUTRAL	0- 0	0- 0	0- 0				

RPI 1-25				RPI 26-50				RPI 51-100				RPI 101+ Team's RPI: 308			
RPI	S	Opponent	Score	RPI	S	Opponent	Score	RPI	S	Opponent	Score	RPI	S	Opponent	Score
9	A	Utah	52 100	38	H	BYU	50 68					126	H	Eastern Wash.	50 83
												154	H	Weber St.	61 64
												159	A	Southern Utah	70 64
												164	N	SIUE	64 71
												193	N	Central Mich.	62 71
												220	A	Utah St.	45 56
												248	A	Air Force	53 64
												292	A	Cal Poly	65 77
												336	H	Pepperdine	72 65
												340	H	Denver	72 58
LAST 12 Division I GAMES:															
220	A	Utah St.	45 56	248	A	Air Force	53 64								
340	H	Denver	72 58	164	N	SIUE	64 71								
159	A	Southern Utah	70 64	336	H	Pepperdine	72 65								
9	A	Utah	52 100	292	A	Cal Poly	65 77								
154	H	Weber St.	61 64	193	N	Central Mich.	62 71								
38	H	BYU	50 68	126	H	Eastern Wash.	50 83								

Non-Div I Games:

Utah Valley

■ Loss,
 ■ Non-Conf,
 S Site,
 ■ Home
 ■ Away
 N Neutral

Average RPI Win:	257	WON-LOST	WINNING	LAST 10	STRENGTH OF	OPP. STRENGTH	TEAM	ADJ.	CONF.	ADJ CONF.
Average RPI Loss:	102	RECORD	PCT. RANK	GAMES	SCHEDULE	OF SCHEDULE	RPI	RPI	RPI	RPI
DIV. I ONLY	6- 6	156	5- 5	204	132	169	169	14	14	
DIV. I NON-CONF.	6- 5	154	6- 5	221	134	168	168	14	14	
TOTALS	RPI 1-25	RPI 26-50	W-L RECORDS	RPI 51-100	RPI 101-150	RPI 150+				
6- 6	0- 1	0- 0	OVERALL	0- 2	1- 2	5- 1				
2- 3	0- 1	0- 0	HOME	0- 0	0- 1	2- 1				
2- 3	0- 0	0- 0	AWAY	0- 0	0- 0	2- 0				
2- 0	0- 0	0- 0	NEUTRAL	0- 0	1- 0	1- 0				
6- 5	0- 1	0- 0	NON-CONFERENCE	0- 1	1- 2	5- 1				
2- 3	0- 1	0- 0	HOME	0- 0	0- 1	2- 1				
2- 2	0- 0	0- 0	AWAY	0- 1	0- 1	2- 0				
2- 0	0- 0	0- 0	NEUTRAL	0- 0	1- 0	1- 0				
0- 1	0- 0	0- 0	CONFERENCE	0- 1	0- 0	0- 0				
0- 0	0- 0	0- 0	HOME	0- 0	0- 0	0- 0				
0- 1	0- 0	0- 0	AWAY	0- 1	0- 0	0- 0				
0- 0	0- 0	0- 0	NEUTRAL	0- 0	0- 0	0- 0				

RPI 1-25				RPI 26-50				RPI 51-100				RPI 101+				Team's RPI: 169
RPI	S	Opponent	Score	RPI	S	Opponent	Score	RPI	S	Opponent	Score	RPI	S	Opponent	Score	
11	H	Minnesota	69 79					93	A	Ole Miss	57 77	113	A	Old Dominion	60 70	
								94	A	George Washington	67 81	129	H	IUPUI	62 71	
												130	N	Villanova	68 66	
												173	H	Iona	57 59	
												229	N	American	68 62	
												283	A	Furman	75 61	
												285	H	Coppin St.	73 44	
												291	A	Campbell	66 53	
												321	H	UNCG	65 54	
LAST 12 Division I GAMES:																
93	A	Ole Miss	57 77	283	A	Furman	75 61									
321	H	UNCG	65 54	94	A	George Washington	67 81									
113	A	Old Dominion	60 70	173	H	Iona	57 59									
291	A	Campbell	66 53	130	N	Villanova	68 66									
11	H	Minnesota	69 79	229	N	American	68 62									
285	H	Coppin St.	73 44	129	H	IUPUI	62 71									

Non-Div I Games:

VCU

Valparaiso

Through Games Of Dec. 18, 2016

Average RPI Win:	328	WON-LOST	WINNING	LAST 10	STRENGTH OF	OPP. STRENGTH	TEAM	ADJ.	CONF.	ADJ CONF.
Average RPI Loss:	154	RECORD	PCT. RANK	GAMES	SCHEDULE	OF SCHEDULE	RPI	RPI	RPI	RPI
DIV. I ONLY	3- 5	220	3- 5	308	179	281	281	21	21	
DIV. I NON-CONF.	3- 5	218	3- 5	309	178	279	279	21	21	
TOTALS	RPI 1-25	RPI 26-50	W-L RECORDS	RPI 51-100	RPI 101-150	RPI 150+				
3- 5	0- 1	0- 0	OVERALL	0- 1	0- 1	3- 2				
2- 1	0- 0	0- 0	HOME	0- 0	0- 0	2- 1				
1- 4	0- 0	0- 0	AWAY	0- 0	0- 0	1- 0				
0- 0	0- 0	0- 0	NEUTRAL	0- 0	0- 0	0- 0				
3- 5	0- 1	0- 0	NON-CONFERENCE	0- 1	0- 1	3- 2				
2- 1	0- 0	0- 0	HOME	0- 0	0- 0	2- 1				
1- 4	0- 1	0- 0	AWAY	0- 1	0- 1	1- 1				
0- 0	0- 0	0- 0	NEUTRAL	0- 0	0- 0	0- 0				
0- 0	0- 0	0- 0	CONFERENCE	0- 0	0- 0	0- 0				
0- 0	0- 0	0- 0	HOME	0- 0	0- 0	0- 0				
0- 0	0- 0	0- 0	AWAY	0- 0	0- 0	0- 0				
0- 0	0- 0	0- 0	NEUTRAL	0- 0	0- 0	0- 0				

RPI 1-25			RPI 26-50			RPI 51-100			RPI 101+			Team's RPI: 281
RPI	S	Opponent	Score	RPI	S	Opponent	Score	RPI	S	Opponent	Score	
2	A	Notre Dame	54 114					91	A	Indiana	58 87	
								143	A	Stetson	75 87	
								260	H	Evansville	65 70	
								274	A	Illinois St.	56 77	
								323	A	Chicago St.	53 51	
								329	H	Eastern Ill.	73 68	
								333	H	Liberty	70 68	
LAST 12 Division I GAMES:												
91	A	Indiana	58 87	260	H	Evansville	65 70	333	H	Liberty	70 68	
2	A	Notre Dame	54 114	274	A	Illinois St.	56 77	323	A	Chicago St.	53 51	
329	H	Eastern Ill.	73 68	143	A	Stetson	75 87					

Non-Div I Games: Ind.-Kokomo 102 47 Grace (IN) 71 49

Valparaiso

■ Loss,
 ■ Non-Conf, S Site,
 ■ Home
 ■ Away
 N Neutral

Vanderbilt

Through Games Of Dec. 18, 2016

Average RPI Win:	186	WON-LOST	WINNING	LAST 10	STRENGTH OF	OPP. STRENGTH	TEAM	ADJ.	CONF.	ADJ CONF.
Average RPI Loss:	91	RECORD	PCT. RANK	GAMES	SCHEDULE	OF SCHEDULE	RPI	RPI	RPI	RPI
DIV. I ONLY	10- 1	14	9- 1	192	107	44	44	1	1	
DIV. I NON-CONF.	10- 1	14	10- 1	192	109	44	44	1	1	
TOTALS	RPI 1-25	RPI 26-50	W-L RECORDS	RPI 51-100	RPI 101-150	RPI 150+				
10- 1	1- 0	1- 0	OVERALL	1- 1	0- 0	7- 0				
6- 0	1- 0	1- 0	HOME	1- 0	0- 0	3- 0				
3- 1	0- 0	0- 0	AWAY	0- 1	0- 0	3- 0				
1- 0	0- 0	0- 0	NEUTRAL	0- 0	0- 0	1- 0				
10- 1	1- 0	1- 0	NON-CONFERENCE	1- 1	0- 0	7- 0				
6- 0	1- 0	1- 0	HOME	1- 0	0- 0	3- 0				
3- 1	0- 0	0- 0	AWAY	0- 1	0- 0	3- 0				
1- 0	0- 0	0- 0	NEUTRAL	0- 0	0- 0	1- 0				
0- 0	0- 0	0- 0	CONFERENCE	0- 0	0- 0	0- 0				
0- 0	0- 0	0- 0	HOME	0- 0	0- 0	0- 0				
0- 0	0- 0	0- 0	AWAY	0- 0	0- 0	0- 0				
0- 0	0- 0	0- 0	NEUTRAL	0- 0	0- 0	0- 0				

RPI 1-25				RPI 26-50				Team's RPI: 44				RPI 51-100				RPI 101+			
RPI	S	Opponent	Score	RPI	S	Opponent	Score	RPI	S	Opponent	Score	RPI	S	Opponent	Score	RPI	S	Opponent	Score
20	H	Drexel	73 63	28	H	Duke	77 73	73	H	Tulane	74 63	164	N	SIUE	73 63	208	H	Robert Morris	75 59
								91	A	Indiana	61 94	244	A	UT Martin	79 77	248	A	Air Force	75 49
												272	A	ETSU	80 72	288	H	Kennesaw St.	86 54
												318	H	Tennessee Tech	89 57				
LAST 12 Division I GAMES:																			
272	A	ETSU	80 72	318	H	Tennessee Tech	89 57												
73	H	Tulane	74 63	28	H	Duke	77 73												
164	N	SIUE	73 63	20	H	Drexel	73 63												
248	A	Air Force	75 49	91	A	Indiana	61 94												
244	A	UT Martin	79 77	288	H	Kennesaw St.	86 54												
208	H	Robert Morris	75 59																

Non-Div I Games:

Vanderbilt

Loss, Non-Conf, S Site, H Home A Away N Neutral

Average RPI Win:	308	WON-LOST	WINNING	LAST 10	STRENGTH OF	OPP. STRENGTH	TEAM	ADJ.	CONF.	ADJ CONF.
Average RPI Loss:	159	RECORD	PCT. RANK	GAMES	SCHEDULE	OF SCHEDULE	RPI	RPI	RPI	RPI
DIV. I ONLY	3- 7	246	3- 7	195	314	297	297	24	24	
DIV. I NON-CONF.	3- 7	246	3- 7	195	314	296	296	24	24	
TOTALS	RPI 1-25	RPI 26-50	W-L RECORDS	RPI 51-100	RPI 101-150	RPI 150+				
3- 7	0- 0	0- 2	OVERALL	0- 0	0- 2	3- 3				
3- 3	0- 0	0- 0	HOME	0- 0	0- 1	3- 2				
0- 4	0- 0	0- 2	AWAY	0- 0	0- 1	0- 1				
0- 0	0- 0	0- 0	NEUTRAL	0- 0	0- 0	0- 0				
3- 7	0- 0	0- 2	NON-CONFERENCE	0- 0	0- 2	3- 3				
3- 3	0- 0	0- 0	HOME	0- 0	0- 1	3- 2				
0- 4	0- 0	0- 2	AWAY	0- 0	0- 1	0- 1				
0- 0	0- 0	0- 0	NEUTRAL	0- 0	0- 0	0- 0				
0- 0	0- 0	0- 0	CONFERENCE	0- 0	0- 0	0- 0				
0- 0	0- 0	0- 0	HOME	0- 0	0- 0	0- 0				
0- 0	0- 0	0- 0	AWAY	0- 0	0- 0	0- 0				
0- 0	0- 0	0- 0	NEUTRAL	0- 0	0- 0	0- 0				

RPI 1-25			RPI 26-50			RPI 51-100			RPI 101+			Team's RPI: 297
RPI	S	Opponent	Score	RPI	S	Opponent	Score	RPI	S	Opponent	Score	
				26	A	Michigan	56 78	137	H	Milwaukee	44 68	
				47	A	Temple	39 53	148	A	Yale	48 77	
								203	H	Brown	50 62	
								225	H	Bryant	57 63	
								262	H	Dartmouth	59 54	
								325	A	Central Conn. St.	76 78	
								327	H	Holy Cross	63 52	
								335	H	NJIT	64 42	
LAST 12 Division I GAMES:												
				47	A	Temple	39 53	26	A	Michigan	56 78	
				327	H	Holy Cross	63 52	203	H	Brown	50 62	
				137	H	Milwaukee	44 68	262	H	Dartmouth	59 54	
				335	H	NJIT	64 42	225	H	Bryant	57 63	
				148	A	Yale	48 77					
				325	A	Central Conn. St.	76 78					

Non-Div I Games:

Vermont

Average RPI Win:	189	WON-LOST	WINNING	LAST 10	STRENGTH OF	OPP. STRENGTH	TEAM	ADJ.	CONF.	ADJ CONF.
Average RPI Loss:	91	RECORD	PCT. RANK	GAMES	SCHEDULE	OF SCHEDULE	RPI	RPI	RPI	RPI
DIV. I ONLY	4- 5	192	4- 5	40	165	130	130	6	6	
DIV. I NON-CONF.	4- 5	193	4- 5	40	167	131	131	6	6	
TOTALS	RPI 1-25	RPI 26-50	W-L RECORDS	RPI 51-100	RPI 101-150	RPI 150+				
4- 5	0- 1	0- 1	OVERALL	0- 1	1- 1	3- 1				
2- 2	0- 0	0- 1	HOME	0- 1	0- 0	2- 0				
1- 0	0- 0	0- 0	AWAY	0- 0	0- 0	1- 0				
1- 3	0- 1	0- 0	NEUTRAL	0- 0	1- 1	0- 1				
4- 5	0- 1	0- 1	NON-CONFERENCE	0- 1	1- 1	3- 1				
2- 2	0- 0	0- 1	HOME	0- 1	0- 0	2- 0				
1- 0	0- 0	0- 0	AWAY	0- 0	0- 0	1- 0				
1- 3	0- 1	0- 0	NEUTRAL	0- 0	1- 1	0- 1				
0- 0	0- 0	0- 0	CONFERENCE	0- 0	0- 0	0- 0				
0- 0	0- 0	0- 0	HOME	0- 0	0- 0	0- 0				
0- 0	0- 0	0- 0	AWAY	0- 0	0- 0	0- 0				
0- 0	0- 0	0- 0	NEUTRAL	0- 0	0- 0	0- 0				

RPI 1-25			RPI 26-50			RPI 51-100			RPI 101+			Team's RPI: 130
RPI	S	Opponent	Score	RPI	S	Opponent	Score	RPI	S	Opponent	Score	
4	N	Mississippi St.	62 108	47	H	Temple	48 83	94	H	George Washington	69 72	140 N Troy 85 93
												141 N Purdue 58 44
												158 H La Salle 52 49
												169 N VCU 66 68
												181 A Saint Joseph's 62 54
												276 H Lehigh 59 37
LAST 12 Division I GAMES:												
169	N	VCU	66 68	47	H	Temple	48 83					
140	N	Troy	85 93	276	H	Lehigh	59 37					
94	H	George Washington	69 72	181	A	Saint Joseph's	62 54					
141	N	Purdue	58 44	158	H	La Salle	52 49					
4	N	Mississippi St.	62 108									

Non-Div I Games:

Villanova

Average RPI Win:	230	WON-LOST	WINNING	LAST 10	STRENGTH OF	OPP. STRENGTH	TEAM	ADJ.	CONF.	ADJ CONF.
Average RPI Loss:	63	RECORD	PCT. RANK	GAMES	SCHEDULE	OF SCHEDULE	RPI	RPI	RPI	RPI
DIV. I ONLY	7- 2	54	7- 2	323	23	134	134	3	3	
DIV. I NON-CONF.	7- 2	54	7- 2	323	22	135	135	3	3	
TOTALS	RPI 1-25	RPI 26-50	W-L RECORDS	RPI 51-100	RPI 101-150	RPI 150+				
7- 2	0- 0	0- 1	OVERALL	0- 1	1- 0	6- 0				
4- 0	0- 0	0- 0	HOME	0- 0	1- 0	3- 0				
2- 1	0- 0	0- 1	AWAY	0- 0	0- 0	2- 0				
1- 1	0- 0	0- 0	NEUTRAL	0- 1	0- 0	1- 0				
7- 2	0- 0	0- 1	NON-CONFERENCE	0- 1	1- 0	6- 0				
4- 0	0- 0	0- 0	HOME	0- 0	1- 0	3- 0				
2- 1	0- 0	0- 1	AWAY	0- 0	0- 0	2- 0				
1- 1	0- 0	0- 0	NEUTRAL	0- 1	0- 0	1- 0				
0- 0	0- 0	0- 0	CONFERENCE	0- 0	0- 0	0- 0				
0- 0	0- 0	0- 0	HOME	0- 0	0- 0	0- 0				
0- 0	0- 0	0- 0	AWAY	0- 0	0- 0	0- 0				
0- 0	0- 0	0- 0	NEUTRAL	0- 0	0- 0	0- 0				

RPI 1-25			RPI 26-50			RPI 51-100			RPI 101+			Team's RPI: 134
RPI	S	Opponent	Score	RPI	S	Opponent	Score	RPI	S	Opponent	Score	
				40	A	Northwestern	60 69	85	N	St. John's (NY)	55 66	120 H Middle Tenn.
												63 51
												156 N Nebraska
												73 51
												205 H Rutgers
												62 54
												256 A Bowling Green
												67 47
												279 A Richmond
												63 56
												285 H Coppin St.
												103 40
												307 H Ill.-Chicago
												76 39
LAST 12 Division I GAMES:												
307	H	Ill.-Chicago	76 39	256	A	Bowling Green	67 47	40	A	Northwestern	60 69	
285	H	Coppin St.	103 40	156	N	Nebraska	73 51	85	N	St. John's (NY)	55 66	
120	H	Middle Tenn.	63 51	205	H	Rutgers	62 54	279	A	Richmond	63 56	

Non-Div I Games:

Virginia

Average RPI Win:	153	WON-LOST	WINNING	LAST 10	STRENGTH OF	OPP. STRENGTH	TEAM	ADJ.	CONF.	ADJ CONF.
Average RPI Loss:	0	RECORD	PCT. RANK	GAMES	SCHEDULE	OF SCHEDULE	RPI	RPI	RPI	RPI
DIV. I ONLY	11- 0	1	10- 0	168	28	18	18	3	3	
DIV. I NON-CONF.	11- 0	1	11- 0	169	27	18	18	3	3	
TOTALS	RPI 1-25		RPI 26-50	W-L RECORDS	RPI 51-100	RPI 101-150	RPI 150+			
11- 0	1- 0		2- 0	OVERALL	1- 0	0- 0	7- 0			
8- 0	1- 0		1- 0	HOME	0- 0	0- 0	6- 0			
3- 0	0- 0		1- 0	AWAY	1- 0	0- 0	1- 0			
0- 0	0- 0		0- 0	NEUTRAL	0- 0	0- 0	0- 0			
11- 0	1- 0		2- 0	NON-CONFERENCE	1- 0	0- 0	7- 0			
8- 0	1- 0		1- 0	HOME	0- 0	0- 0	6- 0			
3- 0	0- 0		1- 0	AWAY	1- 0	0- 0	1- 0			
0- 0	0- 0		0- 0	NEUTRAL	0- 0	0- 0	0- 0			
0- 0	0- 0		0- 0	CONFERENCE	0- 0	0- 0	0- 0			
0- 0	0- 0		0- 0	HOME	0- 0	0- 0	0- 0			
0- 0	0- 0		0- 0	AWAY	0- 0	0- 0	0- 0			
0- 0	0- 0		0- 0	NEUTRAL	0- 0	0- 0	0- 0			

RPI 1-25				RPI 26-50				RPI 51-100				RPI 101+			
RPI	S	Opponent	Score	RPI	S	Opponent	Score	RPI	S	Opponent	Score	RPI	S	Opponent	Score
5	H	Georgetown	73 63	29	H	Tennessee	67 63	86	A	UCF	67 64	156	H	Nebraska	76 67
				34	A	Auburn	92 87					157	H	UNC Asheville	71 52
												189	A	Col. of Charleston	71 61
												223	H	Gardner-Webb	76 42
												226	H	Presbyterian	67 36
												256	H	Bowling Green	98 51
												325	H	Central Conn. St.	81 47
LAST 12 Division I GAMES:															
				34	A	Auburn	92 87	156	H	Nebraska	76 67				
				256	H	Bowling Green	98 51	29	H	Tennessee	67 63				
				325	H	Central Conn. St.	81 47	189	A	Col. of Charleston	71 61				
				223	H	Gardner-Webb	76 42	86	A	UCF	67 64				
				157	H	UNC Asheville	71 52	226	H	Presbyterian	67 36				
								5	H	Georgetown	73 63				

Non-Div I Games:

Virginia Tech

Average RPI Win:	0	WON-LOST	WINNING	LAST 10	STRENGTH OF	OPP. STRENGTH	TEAM	ADJ.	CONF.	ADJ CONF.
Average RPI Loss:	191	RECORD	PCT. RANK	GAMES	SCHEDULE	OF SCHEDULE	RPI	RPI	RPI	RPI
DIV. I ONLY	0- 9	332	0- 9	172	330	337	337	32	32	
DIV. I NON-CONF.	0- 9	332	0- 9	172	330	337	337	32	32	
TOTALS	RPI 1-25	RPI 26-50	W-L RECORDS	RPI 51-100	RPI 101-150	RPI 150+				
0- 9	0- 0	0- 0	OVERALL	0- 1	0- 3	0- 5				
0- 5	0- 0	0- 0	HOME	0- 0	0- 2	0- 3				
0- 4	0- 0	0- 0	AWAY	0- 1	0- 1	0- 2				
0- 0	0- 0	0- 0	NEUTRAL	0- 0	0- 0	0- 0				
0- 9	0- 0	0- 0	NON-CONFERENCE	0- 1	0- 3	0- 5				
0- 5	0- 0	0- 0	HOME	0- 0	0- 2	0- 3				
0- 4	0- 0	0- 0	AWAY	0- 1	0- 1	0- 2				
0- 0	0- 0	0- 0	NEUTRAL	0- 0	0- 0	0- 0				
0- 0	0- 0	0- 0	CONFERENCE	0- 0	0- 0	0- 0				
0- 0	0- 0	0- 0	HOME	0- 0	0- 0	0- 0				
0- 0	0- 0	0- 0	AWAY	0- 0	0- 0	0- 0				
0- 0	0- 0	0- 0	NEUTRAL	0- 0	0- 0	0- 0				

RPI 1-25				RPI 26-50				RPI 51-100				RPI 101+ Team's RPI: 337					
RPI	S	Opponent	Score	RPI	S	Opponent	Score	RPI	S	Opponent	Score	RPI	S	Opponent	Score		
								85	A	St. John's (NY)	34	62	125	A	Army West Point	40	85
													147	H	Albany (NY)	50	75
													148	H	Yale	52	66
													165	A	New Hampshire	40	73
													179	H	Towson	40	69
													263	H	Penn	39	63
													270	H	Delaware St.	49	61
													335	A	NJIT	45	68
LAST 12 Division I GAMES:																	
				85	A	St. John's (NY)	34	62	165	A	New Hampshire	40	73				
				147	H	Albany (NY)	50	75	270	H	Delaware St.	49	61				
				125	A	Army West Point	40	85	179	H	Towson	40	69				
				263	H	Penn	39	63	335	A	NJIT	45	68				
				148	H	Yale	52	66									

Non-Div I Games: Staten Island 62 60

Wagner

■ Loss,
■ Non-Conf,
■ S Site,
■ H Home
■ A Away
N Neutral

Wake Forest

Through Games Of Dec. 18, 2016

Average RPI Win:	175	WON-LOST	WINNING	LAST 10	STRENGTH OF	OPP. STRENGTH	TEAM	ADJ.	CONF.	ADJ CONF.
Average RPI Loss:	89	RECORD	PCT. RANK	GAMES	SCHEDULE	OF SCHEDULE	RPI	RPI	RPI	RPI
DIV. I ONLY	8- 3	71	7- 3	72	112	60	60	3	3	
DIV. I NON-CONF.	8- 3	70	8- 3	72	114	60	60	3	3	
TOTALS	RPI 1-25	RPI 26-50	W-L RECORDS	RPI 51-100	RPI 101-150	RPI 150+				
8- 3	0- 1	1- 0	OVERALL	2- 1	0- 0	5- 1				
6- 1	0- 0	0- 0	HOME	2- 1	0- 0	4- 0				
2- 2	0- 1	1- 0	AWAY	0- 0	0- 0	1- 1				
0- 0	0- 0	0- 0	NEUTRAL	0- 0	0- 0	0- 0				
8- 3	0- 1	1- 0	NON-CONFERENCE	2- 1	0- 0	5- 1				
6- 1	0- 0	0- 0	HOME	2- 1	0- 0	4- 0				
2- 2	0- 1	1- 0	AWAY	0- 0	0- 0	1- 1				
0- 0	0- 0	0- 0	NEUTRAL	0- 0	0- 0	0- 0				
0- 0	0- 0	0- 0	CONFERENCE	0- 0	0- 0	0- 0				
0- 0	0- 0	0- 0	HOME	0- 0	0- 0	0- 0				
0- 0	0- 0	0- 0	AWAY	0- 0	0- 0	0- 0				
0- 0	0- 0	0- 0	NEUTRAL	0- 0	0- 0	0- 0				

RPI 1-25				RPI 26-50				RPI 51-100 Team's RPI: 60				RPI 101+			
RPI	S	Opponent	Score	RPI	S	Opponent	Score	RPI	S	Opponent	Score	RPI	S	Opponent	Score
7	A	LSU	57 60	36	A	Elon	78 68	75	H	Navy	75 65	162	A	Seton Hall	63 70
								82	H	Xavier	58 45	195	H	Samford	51 40
								98	H	Radford	60 68	205	H	Rutgers	55 43
												246	H	Eastern Mich.	89 61
												275	A	Illinois	79 70
												283	H	Furman	59 52
LAST 12 Division I GAMES:															
82	H	Xavier	58 45	195	H	Samford	51 40								
162	A	Seton Hall	63 70	98	H	Radford	60 68								
275	A	Illinois	79 70	205	H	Rutgers	55 43								
36	A	Elon	78 68	7	A	LSU	57 60								
283	H	Furman	59 52	75	H	Navy	75 65								
246	H	Eastern Mich.	89 61												

Non-Div I Games:

Wake Forest

■ Loss,
■ Non-Conf, S Site,
■ Home
■ Away
N Neutral

Average RPI Win:	147	WON-LOST	WINNING	LAST 10	STRENGTH OF	OPP. STRENGTH	TEAM	ADJ.	CONF.	ADJ CONF.
Average RPI Loss:	2	RECORD	PCT. RANK	GAMES	SCHEDULE	OF SCHEDULE	RPI	RPI	RPI	RPI
DIV. I ONLY	11- 1	12	0- 1	101	18	14	14	2	2	
DIV. I NON-CONF.	11- 1	12	0- 1	103	18	14	14	2	2	
TOTALS	RPI 1-25	RPI 26-50	W-L RECORDS	RPI 51-100	RPI 101-150	RPI 150+				
11- 1	1- 1	0- 0	OVERALL	1- 0	6- 0	3- 0				
8- 0	1- 0	0- 0	HOME	1- 0	5- 0	1- 0				
3- 1	0- 1	0- 0	AWAY	0- 0	1- 0	2- 0				
0- 0	0- 0	0- 0	NEUTRAL	0- 0	0- 0	0- 0				
11- 1	1- 1	0- 0	NON-CONFERENCE	1- 0	6- 0	3- 0				
8- 0	1- 0	0- 0	HOME	1- 0	5- 0	1- 0				
3- 1	0- 1	0- 0	AWAY	0- 0	1- 0	2- 0				
0- 0	0- 0	0- 0	NEUTRAL	0- 0	0- 0	0- 0				
0- 0	0- 0	0- 0	CONFERENCE	0- 0	0- 0	0- 0				
0- 0	0- 0	0- 0	HOME	0- 0	0- 0	0- 0				
0- 0	0- 0	0- 0	AWAY	0- 0	0- 0	0- 0				
0- 0	0- 0	0- 0	NEUTRAL	0- 0	0- 0	0- 0				

RPI	S	Opponent	Score
2	A	Notre Dame	60 71
23	H	Boise St.	92 66

RPI	S	Opponent	Score
-----	---	----------	-------

RPI	S	Opponent	Score
57	H	Missouri	79 66

RPI	S	Opponent	Score
106	H	CSUN	101 44
111	H	Idaho	105 53
114	H	Colorado St.	101 68
126	H	Eastern Wash.	100 52
139	A	Grand Canyon	101 66
149	H	Fresno St.	85 54
196	A	Portland	83 53
289	A	Seattle U	94 64
305	H	Savannah St.	87 36

LAST 12 Division I GAMES:

106	H	CSUN	101 44	2	A	Notre Dame	60 71
149	H	Fresno St.	85 54	305	H	Savannah St.	87 36
139	A	Grand Canyon	101 66	23	H	Boise St.	92 66
196	A	Portland	83 53	57	H	Missouri	79 66
289	A	Seattle U	94 64	114	H	Colorado St.	101 68
111	H	Idaho	105 53	126	H	Eastern Wash.	100 52

Washington

Washington

Non-Div I Games:

Washington

■ Loss,
 ■ Non-Conf, S Site,
 ■ Home
 ■ Away
 N Neutral

Average RPI Win:	150	WON-LOST	WINNING	LAST 10	STRENGTH OF	OPP. STRENGTH	TEAM	ADJ.	CONF.	ADJ CONF.
Average RPI Loss:	66	RECORD	PCT. RANK	GAMES	SCHEDULE	OF SCHEDULE	RPI	RPI	RPI	RPI
DIV. I ONLY	5- 5	156	5- 5	5	212	69	69	2	2	
DIV. I NON-CONF.	5- 5	159	5- 5	6	210	70	70	2	2	
TOTALS	RPI 1-25	RPI 26-50	W-L RECORDS	RPI 51-100	RPI 101-150	RPI 150+				
5- 5	0- 2	0- 1	OVERALL	1- 1	1- 0	3- 1				
4- 2	0- 2	0- 0	HOME	1- 0	1- 0	2- 0				
0- 2	0- 0	0- 0	AWAY	0- 1	0- 0	0- 1				
1- 1	0- 0	0- 1	NEUTRAL	0- 0	0- 0	1- 0				
5- 5	0- 2	0- 1	NON-CONFERENCE	1- 1	1- 0	3- 1				
4- 2	0- 2	0- 0	HOME	1- 0	1- 0	2- 0				
0- 2	0- 0	0- 0	AWAY	0- 1	0- 0	0- 1				
1- 1	0- 0	0- 1	NEUTRAL	0- 0	0- 0	1- 0				
0- 0	0- 0	0- 0	CONFERENCE	0- 0	0- 0	0- 0				
0- 0	0- 0	0- 0	HOME	0- 0	0- 0	0- 0				
0- 0	0- 0	0- 0	AWAY	0- 0	0- 0	0- 0				
0- 0	0- 0	0- 0	NEUTRAL	0- 0	0- 0	0- 0				

RPI 1-25				RPI 26-50				RPI 51-100				RPI 101+			
RPI	S	Opponent	Score	RPI	S	Opponent	Score	RPI	S	Opponent	Score	RPI	S	Opponent	Score
13	H	Oklahoma St.	72 79	27	N	Maryland	69 79	78	H	St. Mary's (CA)	85 69	138	H	San Diego	83 73
23	H	Boise St.	73 77					79	A	Gonzaga	61 79	153	H	San Francisco	73 35
												156	N	Nebraska	79 65
												188	A	Saint Louis	70 73
												227	H	Loyola Marymount	92 45
LAST 12 Division I GAMES:															
138	H	San Diego	83 73	188	A	Saint Louis	70 73								
27	N	Maryland	69 79	79	A	Gonzaga	61 79								
156	N	Nebraska	79 65	23	H	Boise St.	73 77								
13	H	Oklahoma St.	72 79	227	H	Loyola Marymount	92 45								
153	H	San Francisco	73 35												
78	H	St. Mary's (CA)	85 69												

Non-Div I Games:

Washington St.

■ Loss,
 ■ Non-Conf, S Site,
 ■ Home
 ■ Away
 N Neutral

Average RPI Win:	234	WON-LOST	WINNING	LAST 10	STRENGTH OF	OPP. STRENGTH	TEAM	ADJ.	CONF.	ADJ CONF.
Average RPI Loss:	74	RECORD	PCT. RANK	GAMES	SCHEDULE	OF SCHEDULE	RPI	RPI	RPI	RPI
DIV. I ONLY	4- 4	156	4- 4	259	17	154	154	18	18	
DIV. I NON-CONF.	4- 4	159	4- 4	260	17	155	155	18	18	
TOTALS	RPI 1-25	RPI 26-50	W-L RECORDS	RPI 51-100	RPI 101-150	RPI 150+				
4- 4	0- 1	0- 1	OVERALL	0- 0	0- 2	4- 0				
1- 1	0- 0	0- 0	HOME	0- 0	0- 1	1- 0				
3- 2	0- 1	0- 1	AWAY	0- 0	0- 0	3- 0				
0- 1	0- 0	0- 0	NEUTRAL	0- 0	0- 1	0- 0				
4- 4	0- 1	0- 1	NON-CONFERENCE	0- 0	0- 2	4- 0				
1- 1	0- 0	0- 0	HOME	0- 0	0- 1	1- 0				
3- 2	0- 1	0- 1	AWAY	0- 0	0- 0	3- 0				
0- 1	0- 0	0- 0	NEUTRAL	0- 0	0- 1	0- 0				
0- 0	0- 0	0- 0	CONFERENCE	0- 0	0- 0	0- 0				
0- 0	0- 0	0- 0	HOME	0- 0	0- 0	0- 0				
0- 0	0- 0	0- 0	AWAY	0- 0	0- 0	0- 0				
0- 0	0- 0	0- 0	NEUTRAL	0- 0	0- 0	0- 0				

RPI 1-25				RPI 26-50				RPI 51-100				RPI 101+ Team's RPI: 154			
RPI	S	Opponent	Score	RPI	S	Opponent	Score	RPI	S	Opponent	Score	RPI	S	Opponent	Score
9	A	Utah	52 71	38	A	BYU	64 73					106	H	CSUN	78 89
												143	N	Stetson	68 70
												184	A	FIU	64 61
												196	H	Portland	76 37
												248	A	Air Force	76 61
												308	A	Utah Valley	64 61
LAST 12 Division I GAMES:															
184	A	FIU	64 61	9	A	Utah	52 71	106	H	CSUN	78 89				
248	A	Air Force	76 61	38	A	BYU	64 73	196	H	Portland	76 37				
308	A	Utah Valley	64 61	143	N	Stetson	68 70								

Non-Div I Games: Cal St. San B'dino 75 69 Westminster (UT) 81 68

Weber St.

Average RPI Win:	197	WON-LOST	WINNING	LAST 10	STRENGTH OF	OPP. STRENGTH	TEAM	ADJ.	CONF.	ADJ CONF.
Average RPI Loss:	0	RECORD	PCT. RANK	GAMES	SCHEDULE	OF SCHEDULE	RPI	RPI	RPI	RPI
DIV. I ONLY	11- 0	1	10- 0	267	118	56	56	4	4	
DIV. I NON-CONF.	11- 0	1	11- 0	267	123	56	56	4	4	
TOTALS	RPI 1-25	RPI 26-50	W-L RECORDS	RPI 51-100	RPI 101-150	RPI 150+				
11- 0	0- 0	1- 0	OVERALL	2- 0	1- 0	7- 0				
8- 0	0- 0	0- 0	HOME	1- 0	1- 0	6- 0				
0- 0	0- 0	0- 0	AWAY	0- 0	0- 0	0- 0				
3- 0	0- 0	1- 0	NEUTRAL	1- 0	0- 0	1- 0				
11- 0	0- 0	1- 0	NON-CONFERENCE	2- 0	1- 0	7- 0				
8- 0	0- 0	0- 0	HOME	1- 0	1- 0	6- 0				
0- 0	0- 0	0- 0	AWAY	0- 0	0- 0	0- 0				
3- 0	0- 0	1- 0	NEUTRAL	1- 0	0- 0	1- 0				
0- 0	0- 0	0- 0	CONFERENCE	0- 0	0- 0	0- 0				
0- 0	0- 0	0- 0	HOME	0- 0	0- 0	0- 0				
0- 0	0- 0	0- 0	AWAY	0- 0	0- 0	0- 0				
0- 0	0- 0	0- 0	NEUTRAL	0- 0	0- 0	0- 0				

RPI 1-25			RPI 26-50			RPI 51-100			Team's RPI: 56	RPI 101+		
RPI	S	Opponent	Score	RPI	S	Opponent	Score	RPI	S	Opponent	Score	RPI
				34	N	Auburn	56 52	80	N	East Carolina	79 47	127
								93	H	Ole Miss	66 61	H
										127	H	Charleston So.
										198	H	Morehead St.
										221	H	Longwood
										235	H	Howard
										284	H	High Point
										285	H	Coppin St.
										301	H	USC Upstate
										314	N	N.C. A&T
LAST 12 Division I GAMES:												
221	H	Longwood	107 40	198	H	Morehead St.	94 53					
301	H	USC Upstate	91 33	284	H	High Point	82 59					
93	H	Ole Miss	66 61	34	N	Auburn	56 52					
235	H	Howard	95 49	80	N	East Carolina	79 47					
127	H	Charleston So.	88 38	314	N	N.C. A&T	80 64					
				285	H	Coppin St.	69 39					

Non-Div I Games:

West Virginia

Average RPI Win:	334	WON-LOST	WINNING	LAST 10	STRENGTH OF	OPP. STRENGTH	TEAM	ADJ.	CONF.	ADJ CONF.
Average RPI Loss:	139	RECORD	PCT. RANK	GAMES	SCHEDULE	OF SCHEDULE	RPI	RPI	RPI	RPI
DIV. I ONLY	2- 8	286	2- 7	170	262	257	257	20	20	
DIV. I NON-CONF.	2- 8	284	2- 8	171	261	257	257	20	20	
TOTALS	RPI 1-25	RPI 26-50	W-L RECORDS	RPI 51-100	RPI 101-150	RPI 150+				
2- 8	0- 1	0- 0	OVERALL	0- 3	0- 0	2- 4				
0- 2	0- 0	0- 0	HOME	0- 0	0- 0	0- 2				
2- 4	0- 1	0- 0	AWAY	0- 2	0- 0	2- 1				
0- 2	0- 0	0- 0	NEUTRAL	0- 1	0- 0	0- 1				
2- 8	0- 1	0- 0	NON-CONFERENCE	0- 3	0- 0	2- 4				
0- 2	0- 0	0- 0	HOME	0- 0	0- 0	0- 2				
2- 4	0- 1	0- 0	AWAY	0- 2	0- 0	2- 1				
0- 2	0- 0	0- 0	NEUTRAL	0- 1	0- 0	0- 1				
0- 0	0- 0	0- 0	CONFERENCE	0- 0	0- 0	0- 0				
0- 0	0- 0	0- 0	HOME	0- 0	0- 0	0- 0				
0- 0	0- 0	0- 0	AWAY	0- 0	0- 0	0- 0				
0- 0	0- 0	0- 0	NEUTRAL	0- 0	0- 0	0- 0				

RPI 1-25				RPI 26-50				RPI 51-100				RPI 101+ Team's RPI: 257			
RPI	S	Opponent	Score	RPI	S	Opponent	Score	RPI	S	Opponent	Score	RPI	S	Opponent	Score
6	A	Florida St.	41 90					67	N	Duquesne	50 65	153	N	San Francisco	52 73
								92	A	Clemson	63 78	157	A	UNC Asheville	53 62
								98	A	Radford	39 67	244	H	UT Martin	72 84
												291	H	Campbell	48 50
												319	A	Eastern Ky.	72 61
												348	A	Florida A&M	62 61
LAST 12 Division I GAMES:															
98	A	Radford	39 67	153	N	San Francisco	52 73	67	N	Duquesne	50 65	319	A	Eastern Ky.	72 61
6	A	Florida St.	41 90	67	N	Duquesne	50 65	157	A	UNC Asheville	53 62	244	H	UT Martin	72 84
348	A	Florida A&M	62 61	157	A	UNC Asheville	53 62	92	A	Clemson	63 78				
291	H	Campbell	48 50												

Non-Div I Games: North Greenville 95 48

Western Caro.

■ Loss,
 ■ Non-Conf, S Site,
 ■ Home
 ■ Away
 N Neutral

Average RPI Win:	252	WON-LOST	WINNING	LAST 10	STRENGTH OF	OPP. STRENGTH	TEAM	ADJ.	CONF.	ADJ CONF.
Average RPI Loss:	79	RECORD	PCT. RANK	GAMES	SCHEDULE	OF SCHEDULE	RPI	RPI	RPI	RPI
DIV. I ONLY	7- 3	83	7- 2	251	172	105	105	16	16	
DIV. I NON-CONF.	7- 3	83	7- 3	253	173	105	105	16	16	
TOTALS	RPI 1-25	RPI 26-50	W-L RECORDS	RPI 51-100	RPI 101-150	RPI 150+				
7- 3	0- 0	0- 1	OVERALL	0- 1	1- 1	6- 0				
3- 0	0- 0	0- 0	HOME	0- 0	1- 0	2- 0				
4- 3	0- 0	0- 0	AWAY	0- 0	0- 0	4- 0				
0- 0	0- 0	0- 0	NEUTRAL	0- 0	0- 0	0- 0				
7- 3	0- 0	0- 1	NON-CONFERENCE	0- 1	1- 1	6- 0				
3- 0	0- 0	0- 0	HOME	0- 0	1- 0	2- 0				
4- 3	0- 0	0- 1	AWAY	0- 1	0- 1	4- 0				
0- 0	0- 0	0- 0	NEUTRAL	0- 0	0- 0	0- 0				
0- 0	0- 0	0- 0	CONFERENCE	0- 0	0- 0	0- 0				
0- 0	0- 0	0- 0	HOME	0- 0	0- 0	0- 0				
0- 0	0- 0	0- 0	AWAY	0- 0	0- 0	0- 0				
0- 0	0- 0	0- 0	NEUTRAL	0- 0	0- 0	0- 0				

RPI 1-25				RPI 26-50				RPI 51-100				RPI 101+				Team's RPI: 105	
RPI	S	Opponent	Score	RPI	S	Opponent	Score	RPI	S	Opponent	Score	RPI	S	Opponent	Score		
				42	A	Marquette	61 77	57	A	Missouri	68 71	131	H	Northern Ill.	83 79		
												137	A	Milwaukee	68 76		
												164	A	SIUE	76 74		
												252	A	UMKC	78 65		
												266	H	Bradley	91 77		
												300	A	Southeast Mo. St.	100 87		
												323	A	Chicago St.	54 50		
												329	H	Eastern Ill.	83 62		
LAST 12 Division I GAMES:																	
				323	A	Chicago St.	54 50	252	A	UMKC	78 65						
				329	H	Eastern Ill.	83 62	131	H	Northern Ill.	83 79						
				266	H	Bradley	91 77	300	A	Southeast Mo. St.	100 87						
				42	A	Marquette	61 77	137	A	Milwaukee	68 76						
				57	A	Missouri	68 71										
				164	A	SIUE	76 74										

Non-Div I Games: Graceland (IA) 118 40 Monmouth (IL) 113 29

Western Ill.

■ Loss,
 ■ Non-Conf,
 ■ S Site,
 ■ H Home
 ■ A Away
 N Neutral

Average RPI Win:	246	WON-LOST	WINNING	LAST 10	STRENGTH OF	OPP. STRENGTH	TEAM	ADJ.	CONF.	ADJ CONF.
Average RPI Loss:	53	RECORD	PCT. RANK	GAMES	SCHEDULE	OF SCHEDULE	RPI	RPI	RPI	RPI
DIV. I ONLY	7- 4	114	1- 0	213	108	136	136	12	12	
DIV. I NON-CONF.	7- 4	112	1- 0	211	110	138	138	12	12	
TOTALS	RPI 1-25	RPI 26-50	W-L RECORDS	RPI 51-100	RPI 101-150	RPI 150+				
7- 4	0- 1	0- 1	OVERALL	1- 2	0- 0	6- 0				
4- 1	0- 0	0- 0	HOME	1- 1	0- 0	3- 0				
2- 1	0- 0	0- 1	AWAY	0- 0	0- 0	2- 0				
1- 2	0- 1	0- 0	NEUTRAL	0- 1	0- 0	1- 0				
7- 4	0- 1	0- 1	NON-CONFERENCE	1- 2	0- 0	6- 0				
4- 1	0- 0	0- 0	HOME	1- 1	0- 0	3- 0				
2- 1	0- 0	0- 1	AWAY	0- 0	0- 0	2- 0				
1- 2	0- 1	0- 0	NEUTRAL	0- 1	0- 0	1- 0				
0- 0	0- 0	0- 0	CONFERENCE	0- 0	0- 0	0- 0				
0- 0	0- 0	0- 0	HOME	0- 0	0- 0	0- 0				
0- 0	0- 0	0- 0	AWAY	0- 0	0- 0	0- 0				
0- 0	0- 0	0- 0	NEUTRAL	0- 0	0- 0	0- 0				

RPI 1-25				RPI 26-50				RPI 51-100				RPI 101+ Team's RPI: 136			
RPI	S	Opponent	Score	RPI	S	Opponent	Score	RPI	S	Opponent	Score	RPI	S	Opponent	Score
17	N	DePaul	69 77	50	A	Louisville	61 68	52	H	UT Arlington	68 71	189	H	Col. of Charleston	89 76
								91	H	Indiana	85 74	230	N	Kent St.	79 73
								94	N	George Washington	49 68	282	H	Alabama A&M	96 32
												294	H	Lipscomb	87 35
												315	A	Austin Peay	85 65
												319	A	Eastern Ky.	90 63
LAST 12 Division I GAMES:															
294	H	Lipscomb	87 35	230	N	Kent St.	79 73								
50	A	Louisville	61 68	189	H	Col. of Charleston	89 76								
315	A	Austin Peay	85 65	91	H	Indiana	85 74								
319	A	Eastern Ky.	90 63	52	H	UT Arlington	68 71								
94	N	George Washington	49 68	282	H	Alabama A&M	96 32								
17	N	DePaul	69 77												

Non-Div I Games:

Western Ky.

Average RPI Win:	275	WON-LOST	WINNING	LAST 10	STRENGTH OF	OPP. STRENGTH	TEAM	ADJ.	CONF.	ADJ CONF.
Average RPI Loss:	28	RECORD	PCT. RANK	GAMES	SCHEDULE	OF SCHEDULE	RPI	RPI	RPI	RPI
DIV. I ONLY	8- 2	40	8- 2	334	91	160	160	10	10	
DIV. I NON-CONF.	8- 2	40	8- 2	334	92	161	161	10	10	
TOTALS	RPI 1-25	RPI 26-50	W-L RECORDS	RPI 51-100	RPI 101-150	RPI 150+				
8- 2	0- 0	0- 2	OVERALL	0- 0	0- 0	8- 0				
4- 1	0- 0	0- 1	HOME	0- 0	0- 0	4- 0				
3- 1	0- 0	0- 0	AWAY	0- 0	0- 0	3- 0				
1- 0	0- 0	0- 0	NEUTRAL	0- 0	0- 0	1- 0				
8- 2	0- 0	0- 2	NON-CONFERENCE	0- 0	0- 0	8- 0				
4- 1	0- 0	0- 1	HOME	0- 0	0- 0	4- 0				
3- 1	0- 0	0- 1	AWAY	0- 0	0- 0	3- 0				
1- 0	0- 0	0- 0	NEUTRAL	0- 0	0- 0	1- 0				
0- 0	0- 0	0- 0	CONFERENCE	0- 0	0- 0	0- 0				
0- 0	0- 0	0- 0	HOME	0- 0	0- 0	0- 0				
0- 0	0- 0	0- 0	AWAY	0- 0	0- 0	0- 0				
0- 0	0- 0	0- 0	NEUTRAL	0- 0	0- 0	0- 0				

RPI 1-25			RPI 26-50			RPI 51-100			RPI 101+			Team's RPI: 160
RPI	S	Opponent	Score	RPI	S	Opponent	Score	RPI	S	Opponent	Score	
				26	A	Michigan	40 66					
				30	H	Michigan St.	64 68					
LAST 12 Division I GAMES:												
238	H	Loyola Chicago	65 53	266	H	Bradley	83 64	177	A	Detroit	75 65	
322	A	North Dakota St.	68 63	177	A	Detroit	75 65	238	H	Loyola Chicago	65 53	
319	N	Eastern Ky.	74 59	338	H	Fort Wayne	61 35	252	A	UMKC	66 54	
252	A	UMKC	66 54	290	H	Davidson	76 63	266	H	Bradley	83 64	
26	A	Michigan	40 66					290	H	Davidson	76 63	
30	H	Michigan St.	64 68					319	N	Eastern Ky.	74 59	
								322	A	North Dakota St.	68 63	
								338	H	Fort Wayne	61 35	

Non-Div I Games:

Western Mich.

■ Loss,
■ Non-Conf,
■ S Site,
■ H Home
■ A Away
N Neutral

Average RPI Win: 230		WON-LOST	WINNING	LAST 10	STRENGTH OF	OPP. STRENGTH	TEAM	ADJ.	CONF.	ADJ CONF.
Average RPI Loss: 111		RECORD	PCT. RANK	GAMES	SCHEDULE	OF SCHEDULE	RPI	RPI	RPI	RPI
DIV. I ONLY		5- 5	156	5- 5	240	102	216	216	15	15
DIV. I NON-CONF.		5- 5	159	5- 5	241	104	217	217	15	15
TOTALS	RPI 1-25	RPI 26-50		W-L RECORDS		RPI 51-100	RPI 101-150	RPI 150+		
5- 5	0- 0	0- 0		OVERALL		0- 3	1- 1	4- 1		
4- 1	0- 0	0- 0		HOME		0- 0	1- 0	3- 1		
0- 2	0- 0	0- 0		AWAY		0- 2	0- 0	0- 0		
1- 2	0- 0	0- 0		NEUTRAL		0- 1	0- 1	1- 0		
5- 5	0- 0	0- 0		NON-CONFERENCE		0- 3	1- 1	4- 1		
4- 1	0- 0	0- 0		HOME		0- 0	1- 0	3- 1		
0- 2	0- 0	0- 0		AWAY		0- 2	0- 0	0- 0		
1- 2	0- 0	0- 0		NEUTRAL		0- 1	0- 1	1- 0		
0- 0	0- 0	0- 0		CONFERENCE		0- 0	0- 0	0- 0		
0- 0	0- 0	0- 0		HOME		0- 0	0- 0	0- 0		
0- 0	0- 0	0- 0		AWAY		0- 0	0- 0	0- 0		
0- 0	0- 0	0- 0		NEUTRAL		0- 0	0- 0	0- 0		

RPI 1-25				RPI 26-50				RPI 51-100				RPI 101+				Team's RPI: 216	
RPI	S	Opponent	Score	RPI	S	Opponent	Score	RPI	S	Opponent	Score	RPI	S	Opponent	Score		
								52	A	UT Arlington	70 74	101	H	Creighton	62 54		
								54	N	Stanford	39 87	141	N	Purdue	49 86		
								57	A	Missouri	57 64	192	H	Abilene Christian	81 62		
												232	N	Northeastern	87 73		
												252	H	UMKC	54 56		
												280	H	Arkansas St.	69 51		
												346	H	Incarnate Word	73 63		
LAST 12 Division I GAMES:																	
				54	N	Stanford	39 87	346	H	Incarnate Word	73 63						
				141	N	Purdue	49 86	192	H	Abilene Christian	81 62						
				52	A	UT Arlington	70 74	57	A	Missouri	57 64						
				252	H	UMKC	54 56	280	H	Arkansas St.	69 51						
				101	H	Creighton	62 54	232	N	Northeastern	87 73						

Non-Div I Games:

Wichita St.

■ Loss, ■ Non-Conf, S Site, H Home A Away N Neutral

William & Mary

Through Games Of Dec. 18, 2016

Average RPI Win:	248	WON-LOST	WINNING	LAST 10	STRENGTH OF	OPP. STRENGTH	TEAM	ADJ.	CONF.	ADJ CONF.
Average RPI Loss:	85	RECORD	PCT. RANK	GAMES	SCHEDULE	OF SCHEDULE	RPI	RPI	RPI	RPI
DIV. I ONLY	8- 1	24	8- 1	300	216	121	121	8	8	
DIV. I NON-CONF.	8- 1	24	8- 1	300	216	122	122	8	8	
TOTALS	RPI 1-25	RPI 26-50	W-L RECORDS	RPI 51-100	RPI 101-150	RPI 150+				
8- 1	0- 0	0- 0	OVERALL	0- 1	1- 0	7- 0				
4- 1	0- 0	0- 0	HOME	0- 1	0- 0	4- 0				
4- 0	0- 0	0- 0	AWAY	0- 0	1- 0	3- 0				
0- 0	0- 0	0- 0	NEUTRAL	0- 0	0- 0	0- 0				
8- 1	0- 0	0- 0	NON-CONFERENCE	0- 1	1- 0	7- 0				
4- 1	0- 0	0- 0	HOME	0- 1	0- 0	4- 0				
4- 0	0- 0	0- 0	AWAY	0- 0	1- 0	3- 0				
0- 0	0- 0	0- 0	NEUTRAL	0- 0	0- 0	0- 0				
0- 0	0- 0	0- 0	CONFERENCE	0- 0	0- 0	0- 0				
0- 0	0- 0	0- 0	HOME	0- 0	0- 0	0- 0				
0- 0	0- 0	0- 0	AWAY	0- 0	0- 0	0- 0				
0- 0	0- 0	0- 0	NEUTRAL	0- 0	0- 0	0- 0				

RPI S	Opponent	Score	RPI S	Opponent	Score	RPI S	Opponent	Score	RPI S	Opponent	Score	Team's RPI: 121
						85	H St. John's (NY)	57 73	113	A Old Dominion	69 58	
									201	A Norfolk St.	65 52	
									229	A American	48 34	
									262	H Dartmouth	63 50	
									270	H Delaware St.	82 48	
									279	H Richmond	67 39	
									301	A USC Upstate	49 46	
									331	H Mt. St. Mary's	68 46	
LAST 12 Division I GAMES:												
			331	H Mt. St. Mary's	68 46	201	A Norfolk St.	65 52				
			279	H Richmond	67 39	229	A American	48 34				
			85	H St. John's (NY)	57 73	262	H Dartmouth	63 50				
						270	H Delaware St.	82 48				
						301	A USC Upstate	49 46				
						113	A Old Dominion	69 58				

Non-Div I Games:

William & Mary

Loss, Non-Conf, S Site, H Home A Away N Neutral

Winthrop

Through Games Of Dec. 18, 2016

Average RPI Win:	0	WON-LOST	WINNING	LAST 10	STRENGTH OF	OPP. STRENGTH	TEAM	ADJ.	CONF.	ADJ CONF.
Average RPI Loss:	152	RECORD	PCT. RANK	GAMES	SCHEDULE	OF SCHEDULE	RPI	RPI	RPI	RPI
DIV. I ONLY	0- 10	332	0- 10	138	218	313	313	25	25	
DIV. I NON-CONF.	0- 10	332	0- 10	137	218	312	312	25	25	
TOTALS	RPI 1-25	RPI 26-50	W-L RECORDS	RPI 51-100	RPI 101-150	RPI 150+				
0- 10	0- 1	0- 2	OVERALL	0- 2	0- 0	0- 5				
0- 5	0- 0	0- 0	HOME	0- 1	0- 0	0- 4				
0- 2	0- 0	0- 1	AWAY	0- 0	0- 0	0- 1				
0- 3	0- 1	0- 1	NEUTRAL	0- 1	0- 0	0- 0				
0- 10	0- 1	0- 2	NON-CONFERENCE	0- 2	0- 0	0- 5				
0- 5	0- 0	0- 0	HOME	0- 1	0- 0	0- 4				
0- 2	0- 0	0- 1	AWAY	0- 0	0- 0	0- 1				
0- 3	0- 1	0- 1	NEUTRAL	0- 1	0- 0	0- 0				
0- 0	0- 0	0- 0	CONFERENCE	0- 0	0- 0	0- 0				
0- 0	0- 0	0- 0	HOME	0- 0	0- 0	0- 0				
0- 0	0- 0	0- 0	AWAY	0- 0	0- 0	0- 0				
0- 0	0- 0	0- 0	NEUTRAL	0- 0	0- 0	0- 0				

RPI 1-25				RPI 26-50				RPI 51-100				RPI 101+ Team's RPI: 313			
RPI	S	Opponent	Score	RPI	S	Opponent	Score	RPI	S	Opponent	Score	RPI	S	Opponent	Score
6	N	Florida St.	35 98	26	N	Michigan	39 76	79	N	Gonzaga	41 71	189	H	Col. of Charleston	64 95
				31	A	Baylor	32 140	90	H	Mercer	48 71	191	H	Akron	59 80
												272	A	ETSU	45 62
												317	H	South Carolina St.	55 63
												318	H	Tennessee Tech	50 73
LAST 12 Division I GAMES:															
				90	H	Mercer	48 71	79	N	Gonzaga	41 71				
				31	A	Baylor	32 140	26	N	Michigan	39 76				
				191	H	Akron	59 80	6	N	Florida St.	35 98				
				318	H	Tennessee Tech	50 73	272	A	ETSU	45 62				
								189	H	Col. of Charleston	64 95				
								317	H	South Carolina St.	55 63				

Non-Div I Games: N.C. Wesleyan 89 40

Winthrop

■ Loss,
 ■ Non-Conf,
 ■ S Site,
 ■ H Home
 ■ A Away
 N Neutral

Average RPI Win:	169	WON-LOST	WINNING	LAST 10	STRENGTH OF	OPP. STRENGTH	TEAM	ADJ.	CONF.	ADJ CONF.
Average RPI Loss:	113	RECORD	PCT. RANK	GAMES	SCHEDULE	OF SCHEDULE	RPI	RPI	RPI	RPI
DIV. I ONLY	5- 8	219	5- 5	152	45	187	187	7	7	
DIV. I NON-CONF.	5- 8	217	5- 7	152	45	188	188	7	7	
TOTALS	RPI 1-25	RPI 26-50	W-L RECORDS	RPI 51-100	RPI 101-150	RPI 150+				
5- 8	1- 0	0- 3	OVERALL	0- 1	0- 1	4- 3				
2- 5	0- 0	0- 2	HOME	0- 0	0- 0	2- 3				
2- 2	1- 0	0- 1	AWAY	0- 0	0- 1	1- 0				
1- 1	0- 0	0- 0	NEUTRAL	0- 1	0- 0	1- 0				
5- 8	1- 0	0- 3	NON-CONFERENCE	0- 1	0- 1	4- 3				
2- 5	0- 0	0- 2	HOME	0- 0	0- 0	2- 3				
2- 2	1- 0	0- 1	AWAY	0- 0	0- 1	1- 0				
1- 1	0- 0	0- 0	NEUTRAL	0- 1	0- 0	1- 0				
0- 0	0- 0	0- 0	CONFERENCE	0- 0	0- 0	0- 0				
0- 0	0- 0	0- 0	HOME	0- 0	0- 0	0- 0				
0- 0	0- 0	0- 0	AWAY	0- 0	0- 0	0- 0				
0- 0	0- 0	0- 0	NEUTRAL	0- 0	0- 0	0- 0				

RPI 1-25				RPI 26-50				RPI 51-100				RPI 101+ Team's RPI: 187			
RPI	S	Opponent	Score	RPI	S	Opponent	Score	RPI	S	Opponent	Score	RPI	S	Opponent	Score
10	A	Green Bay	54 53	35	H	North Carolina	59 72	93	N	Ole Miss	44 69	137	A	Milwaukee	63 80
				42	H	Marquette	75 81					151	H	Dayton	64 83
				43	A	Charlotte	48 63					152	H	Mississippi Val.	103 61
												161	N	Tennessee St.	80 70
												176	H	Idaho St.	35 42
												224	H	Saint Francis (PA)	100 103
												250	H	Butler	60 55
												274	A	Illinois St.	64 46
LAST 12 Division I GAMES:															
10	A	Green Bay	54 53	161	N	Tennessee St.	80 70								
42	H	Marquette	75 81	93	N	Ole Miss	44 69								
152	H	Mississippi Val.	103 61	137	A	Milwaukee	63 80								
176	H	Idaho St.	35 42	250	H	Butler	60 55								
274	A	Illinois St.	64 46	151	H	Dayton	64 83								
35	H	North Carolina	59 72	224	H	Saint Francis (PA)	100 103								

Non-Div I Games:

Wisconsin

■ Loss,
■ Non-Conf,
■ S Site,
■ H Home
■ A Away
N Neutral

Average RPI Win:	275	WON-LOST	WINNING	LAST 10	STRENGTH OF	OPP. STRENGTH	TEAM	ADJ.	CONF.	ADJ CONF.
Average RPI Loss:	109	RECORD	PCT. RANK	GAMES	SCHEDULE	OF SCHEDULE	RPI	RPI	RPI	RPI
DIV. I ONLY	5- 4	145	5- 4	270	263	180	180	20	20	
DIV. I NON-CONF.	5- 4	146	5- 4	270	262	181	181	20	20	
TOTALS	RPI 1-25	RPI 26-50	W-L RECORDS	RPI 51-100	RPI 101-150	RPI 150+				
5- 4	0- 1	0- 0	OVERALL	0- 1	0- 0	5- 2				
3- 0	0- 0	0- 0	HOME	0- 0	0- 0	3- 0				
2- 3	0- 0	0- 0	AWAY	0- 1	0- 0	2- 2				
0- 1	0- 1	0- 0	NEUTRAL	0- 0	0- 0	0- 0				
5- 4	0- 1	0- 0	NON-CONFERENCE	0- 1	0- 0	5- 2				
3- 0	0- 0	0- 0	HOME	0- 0	0- 0	3- 0				
2- 3	0- 0	0- 0	AWAY	0- 1	0- 0	2- 2				
0- 1	0- 1	0- 0	NEUTRAL	0- 0	0- 0	0- 0				
0- 0	0- 0	0- 0	CONFERENCE	0- 0	0- 0	0- 0				
0- 0	0- 0	0- 0	HOME	0- 0	0- 0	0- 0				
0- 0	0- 0	0- 0	AWAY	0- 0	0- 0	0- 0				
0- 0	0- 0	0- 0	NEUTRAL	0- 0	0- 0	0- 0				

RPI 1-25				RPI 26-50				RPI 51-100				RPI 101+				Team's RPI: 180	
RPI	S	Opponent	Score	RPI	S	Opponent	Score	RPI	S	Opponent	Score	RPI	S	Opponent	Score		
22	N	Florida	51 74					84	A	North Carolina St.	40 80	157	A	UNC Asheville	65 84		
												174	A	Omaha	64 89		
												197	A	UNCW	71 67		
												223	H	Gardner-Webb	75 66		
												298	H	Coastal Caro.	67 62		
												317	H	South Carolina St.	66 65		
												339	A	N.C. Central	64 54		
LAST 12 Division I GAMES:																	
				197	A	UNCW	71 67	223	H	Gardner-Webb	75 66						
				157	A	UNC Asheville	65 84	317	H	South Carolina St.	66 65						
				298	H	Coastal Caro.	67 62	84	A	North Carolina St.	40 80						
				339	A	N.C. Central	64 54										
				22	N	Florida	51 74										
				174	A	Omaha	64 89										

Non-Div I Games: Erskine 116 74

Wofford

Average RPI Win:	323	WON-LOST	WINNING	LAST 10	STRENGTH OF	OPP. STRENGTH	TEAM	ADJ.	CONF.	ADJ CONF.
Average RPI Loss:	151	RECORD	PCT. RANK	GAMES	SCHEDULE	OF SCHEDULE	RPI	RPI	RPI	RPI
DIV. I ONLY	3- 4	197	3- 4	273	234	218	218	21	21	
DIV. I NON-CONF.	3- 4	197	3- 4	274	233	219	219	21	21	
TOTALS	RPI 1-25	RPI 26-50	W-L RECORDS	RPI 51-100	RPI 101-150	RPI 150+				
3- 4	0- 1	0- 0	OVERALL	0- 1	0- 0	3- 2				
0- 1	0- 0	0- 0	HOME	0- 0	0- 0	0- 1				
3- 1	0- 0	0- 0	AWAY	0- 0	0- 0	3- 1				
0- 2	0- 1	0- 0	NEUTRAL	0- 1	0- 0	0- 0				
3- 4	0- 1	0- 0	NON-CONFERENCE	0- 1	0- 0	3- 2				
0- 1	0- 0	0- 0	HOME	0- 0	0- 0	0- 1				
3- 1	0- 0	0- 0	AWAY	0- 0	0- 0	3- 1				
0- 2	0- 1	0- 0	NEUTRAL	0- 1	0- 0	0- 0				
0- 0	0- 0	0- 0	CONFERENCE	0- 0	0- 0	0- 0				
0- 0	0- 0	0- 0	HOME	0- 0	0- 0	0- 0				
0- 0	0- 0	0- 0	AWAY	0- 0	0- 0	0- 0				
0- 0	0- 0	0- 0	NEUTRAL	0- 0	0- 0	0- 0				

RPI 1-25			RPI 26-50			RPI 51-100			RPI 101+			Team's RPI: 218
RPI	S	Opponent	Score	RPI	S	Opponent	Score	RPI	S	Opponent	Score	
5	N	Georgetown	60 67					92	N	Clemson	51 75	
								230	H	Kent St.	69 79	
								275	A	Illinois	72 76	
								318	A	Tennessee Tech	65 54	
								323	A	Chicago St.	71 65	
								329	A	Eastern Ill.	71 61	
LAST 12 Division I GAMES:												
5	N	Georgetown	60 67	275	A	Illinois	72 76					
323	A	Chicago St.	71 65	230	H	Kent St.	69 79					
329	A	Eastern Ill.	71 61	92	N	Clemson	51 75					
318	A	Tennessee Tech	65 54									

Non-Div I Games: Grace (IN) 87 56 Cincinnati Christia85 61

Wright St.

Wyoming

Through Games Of Dec. 18, 2016

Average RPI Win:	249	WON-LOST	WINNING	LAST 10	STRENGTH OF	OPP. STRENGTH	TEAM	ADJ.	CONF.	ADJ CONF.
Average RPI Loss:	58	RECORD	PCT. RANK	GAMES	SCHEDULE	OF SCHEDULE	RPI	RPI	RPI	RPI
DIV. I ONLY	5- 3	120	5- 3	275	189	185	185	11	11	
DIV. I NON-CONF.	5- 3	118	5- 3	276	188	186	186	11	11	
TOTALS	RPI 1-25	RPI 26-50	W-L RECORDS	RPI 51-100	RPI 101-150	RPI 150+				
5- 3	0- 0	0- 2	OVERALL	1- 0	0- 1	4- 0				
4- 1	0- 0	0- 0	HOME	1- 0	0- 1	3- 0				
1- 2	0- 0	0- 2	AWAY	0- 0	0- 0	1- 0				
0- 0	0- 0	0- 0	NEUTRAL	0- 0	0- 0	0- 0				
5- 3	0- 0	0- 2	NON-CONFERENCE	1- 0	0- 1	4- 0				
4- 1	0- 0	0- 0	HOME	1- 0	0- 1	3- 0				
1- 2	0- 0	0- 2	AWAY	0- 0	0- 0	1- 0				
0- 0	0- 0	0- 0	NEUTRAL	0- 0	0- 0	0- 0				
0- 0	0- 0	0- 0	CONFERENCE	0- 0	0- 0	0- 0				
0- 0	0- 0	0- 0	HOME	0- 0	0- 0	0- 0				
0- 0	0- 0	0- 0	AWAY	0- 0	0- 0	0- 0				
0- 0	0- 0	0- 0	NEUTRAL	0- 0	0- 0	0- 0				

RPI 1-25				RPI 26-50				RPI 51-100				RPI 101+				Team's RPI: 185	
RPI	S	Opponent	Score	RPI	S	Opponent	Score	RPI	S	Opponent	Score	RPI	S	Opponent	Score		
				30	A	Michigan St.	51 63	53	H	South Dakota	69 62	111	H	Idaho	71 74		
				33	A	Drake	50 63					159	H	Southern Utah	68 48		
												340	H	Denver	59 49		
												345	A	Montana	67 42		
												349	H	Cal St. Fullerton	61 26		
LAST 12 Division I GAMES:																	
				345	A	Montana	67 42	53	H	South Dakota	69 62						
				111	H	Idaho	71 74	159	H	Southern Utah	68 48						
								33	A	Drake	50 63						
								349	H	Cal St. Fullerton	61 26						
								340	H	Denver	59 49						
								30	A	Michigan St.	51 63						

Non-Div I Games: Adams St. 79 40 Chadron St. 74 50

Wyoming

■ Loss,
 ■ Non-Conf, S Site,
 ■ Home
 ■ Away
 N Neutral

Average RPI Win:	216	WON-LOST	WINNING	LAST 10	STRENGTH OF	OPP. STRENGTH	TEAM	ADJ.	CONF.	ADJ CONF.
Average RPI Loss:	60	RECORD	PCT. RANK	GAMES	SCHEDULE	OF SCHEDULE	RPI	RPI	RPI	RPI
DIV. I ONLY	7- 1	26	7- 1	271	123	82	82	6	6	
DIV. I NON-CONF.	7- 1	26	7- 1	271	127	82	82	6	6	
TOTALS	RPI 1-25	RPI 26-50	W-L RECORDS	RPI 51-100	RPI 101-150	RPI 150+				
7- 1	0- 0	1- 0	OVERALL	0- 1	0- 0	6- 0				
6- 0	0- 0	1- 0	HOME	0- 0	0- 0	5- 0				
1- 1	0- 0	0- 0	AWAY	0- 1	0- 0	1- 0				
0- 0	0- 0	0- 0	NEUTRAL	0- 0	0- 0	0- 0				
7- 1	0- 0	1- 0	NON-CONFERENCE	0- 1	0- 0	6- 0				
6- 0	0- 0	1- 0	HOME	0- 0	0- 0	5- 0				
1- 1	0- 0	0- 0	AWAY	0- 1	0- 0	1- 0				
0- 0	0- 0	0- 0	NEUTRAL	0- 0	0- 0	0- 0				
0- 0	0- 0	0- 0	CONFERENCE	0- 0	0- 0	0- 0				
0- 0	0- 0	0- 0	HOME	0- 0	0- 0	0- 0				
0- 0	0- 0	0- 0	AWAY	0- 0	0- 0	0- 0				
0- 0	0- 0	0- 0	NEUTRAL	0- 0	0- 0	0- 0				

RPI 1-25			RPI 26-50			RPI 51-100			Team's RPI: 82	RPI 101+		
RPI	S	Opponent	Score	RPI	S	Opponent	Score	RPI	S	Opponent	Score	
				26	H	Michigan	61 58	60	A	Wake Forest	45 58	161 H Tennessee St.
												210 A Cincinnati
												231 H North Florida
												270 H Delaware St.
												300 H Southeast Mo. St.
												311 H Ark.-Pine Bluff
												62 41
LAST 12 Division I GAMES:												
210	A	Cincinnati	72 61	300	H	Southeast Mo. St.	54 48					
60	A	Wake Forest	45 58	161	H	Tennessee St.	63 54					
26	H	Michigan	61 58									
270	H	Delaware St.	86 53									
311	H	Ark.-Pine Bluff	62 41									
231	H	North Florida	83 46									

Non-Div I Games:

Xavier

Average RPI Win:	257	WON-LOST	WINNING	LAST 10	STRENGTH OF	OPP. STRENGTH	TEAM	ADJ.	CONF.	ADJ CONF.
Average RPI Loss:	155	RECORD	PCT. RANK	GAMES	SCHEDULE	OF SCHEDULE	RPI	RPI	RPI	RPI
DIV. I ONLY	8- 3	71	7- 3	312	210	148	148	13	13	
DIV. I NON-CONF.	8- 3	70	8- 3	313	208	150	150	13	13	
TOTALS	RPI 1-25	RPI 26-50	W-L RECORDS	RPI 51-100	RPI 101-150	RPI 150+				
8- 3	0- 0	0- 0	OVERALL	0- 0	1- 1	7- 2				
3- 1	0- 0	0- 0	HOME	0- 0	1- 0	2- 1				
5- 2	0- 0	0- 0	AWAY	0- 0	0- 1	5- 1				
0- 0	0- 0	0- 0	NEUTRAL	0- 0	0- 0	0- 0				
8- 3	0- 0	0- 0	NON-CONFERENCE	0- 0	1- 1	7- 2				
3- 1	0- 0	0- 0	HOME	0- 0	1- 0	2- 1				
5- 2	0- 0	0- 0	AWAY	0- 0	0- 1	5- 1				
0- 0	0- 0	0- 0	NEUTRAL	0- 0	0- 0	0- 0				
0- 0	0- 0	0- 0	CONFERENCE	0- 0	0- 0	0- 0				
0- 0	0- 0	0- 0	HOME	0- 0	0- 0	0- 0				
0- 0	0- 0	0- 0	AWAY	0- 0	0- 0	0- 0				
0- 0	0- 0	0- 0	NEUTRAL	0- 0	0- 0	0- 0				

RPI 1-25				RPI 26-50				RPI 51-100				RPI 101+ Team's RPI: 148			
RPI	S	Opponent	Score	RPI	S	Opponent	Score	RPI	S	Opponent	Score	RPI	S	Opponent	Score
												125	A	Army West Point	55 59
												147	H	Albany (NY)	64 53
												165	A	New Hampshire	64 58
												167	A	Manhattan	57 63
												172	H	Boston College	64 71
												212	H	Binghamton	57 48
												274	A	Illinois St.	59 45
												293	A	LIU Brooklyn	75 44
												297	H	Vermont	77 48
												327	A	Holy Cross	71 70
												337	A	Wagner	66 52
LAST 12 Division I GAMES:															
				337	A	Wagner	66 52					165	A	New Hampshire	64 58
				327	A	Holy Cross	71 70					172	H	Boston College	64 71
				274	A	Illinois St.	59 45					147	H	Albany (NY)	64 53
				297	H	Vermont	77 48					293	A	LIU Brooklyn	75 44
				125	A	Army West Point	55 59					212	H	Binghamton	57 48
				167	A	Manhattan	57 63								

Non-Div I Games:

Yale

Average RPI Win:	229	WON-LOST	WINNING	LAST 10	STRENGTH OF	OPP. STRENGTH	TEAM	ADJ.	CONF.	ADJ CONF.
Average RPI Loss:	217	RECORD	PCT. RANK	GAMES	SCHEDULE	OF SCHEDULE	RPI	RPI	RPI	RPI
DIV. I ONLY	2- 7	274	2- 7	293	267	332	332	21	21	
DIV. I NON-CONF.	2- 7	274	2- 7	295	266	332	332	21	21	
TOTALS	RPI 1-25	RPI 26-50	W-L RECORDS	RPI 51-100	RPI 101-150	RPI 150+				
2- 7	0- 0	0- 0	OVERALL	0- 0	0- 1	2- 6				
1- 3	0- 0	0- 0	HOME	0- 0	0- 1	1- 2				
0- 4	0- 0	0- 0	AWAY	0- 0	0- 0	0- 4				
1- 0	0- 0	0- 0	NEUTRAL	0- 0	0- 0	1- 0				
2- 7	0- 0	0- 0	NON-CONFERENCE	0- 0	0- 1	2- 6				
1- 3	0- 0	0- 0	HOME	0- 0	0- 1	1- 2				
0- 4	0- 0	0- 0	AWAY	0- 0	0- 0	0- 4				
1- 0	0- 0	0- 0	NEUTRAL	0- 0	0- 0	1- 0				
0- 0	0- 0	0- 0	CONFERENCE	0- 0	0- 0	0- 0				
0- 0	0- 0	0- 0	HOME	0- 0	0- 0	0- 0				
0- 0	0- 0	0- 0	AWAY	0- 0	0- 0	0- 0				
0- 0	0- 0	0- 0	NEUTRAL	0- 0	0- 0	0- 0				

RPI 1-25			RPI 26-50			RPI 51-100			RPI 101+			Team's RPI: 332
RPI	S	Opponent	Score	RPI	S	Opponent	Score	RPI	S	Opponent	Score	
								123	H	Cornell	75	80
								168	A	Pittsburgh	50	63
								191	H	Akron	74	76
								224	H	Saint Francis (PA)	69	68
								229	H	American	64	77
								230	A	Kent St.	60	75
								233	N	Sacramento St.	102	94
								245	A	Hawaii	50	72
								334	A	Northern Ariz.	49	70
LAST 12 Division I GAMES:												
233	N	Sacramento St.	102	94	123	H	Cornell	75	80			
245	A	Hawaii	50	72	230	A	Kent St.	60	75			
168	A	Pittsburgh	50	63	191	H	Akron	74	76			
229	H	American	64	77	224	H	Saint Francis (PA)	69	68			
					334	A	Northern Ariz.	49	70			

Non-Div I Games: Tiffin 84 62

Youngstown St.