

Average RPI Win: 310		WON-LOST	WINNING	LAST 10	STRENGTH OF	OPP. STRENGTH	TEAM	ADJ.	CONF.	ADJ CONF.
Average RPI Loss: 113		RECORD	PCT. RANK	GAMES	SCHEDULE	OF SCHEDULE	RPI	RPI	RPI	RPI
DIV. I ONLY		3- 3	164	3-3	299	195	198	198	25	25
DIV. I NON-CONF.		3- 3	165	3-3	300	195	198	198	25	25
TOTALS		RPI 1-25	RPI 26-50	W-L RECORDS	RPI 51-100	RPI 101-150	RPI 150+			
3- 3	0- 1		0- 0	OVERALL	0- 0	0- 1	3- 1			
1- 0	0- 0		0- 0	HOME	0- 0	0- 0	1- 0			
1- 3	0- 1		0- 0	AWAY	0- 0	0- 1	1- 1			
1- 0	0- 0		0- 0	NEUTRAL	0- 0	0- 0	1- 0			
3- 3	0- 1		0- 0	NON-CONFERENCE	0- 0	0- 1	3- 1			
1- 0	0- 0		0- 0	HOME	0- 0	0- 0	1- 0			
1- 3	0- 1		0- 0	AWAY	0- 0	0- 1	1- 1			
1- 0	0- 0		0- 0	NEUTRAL	0- 0	0- 0	1- 0			
0- 0	0- 0		0- 0	CONFERENCE	0- 0	0- 0	0- 0			
0- 0	0- 0		0- 0	HOME	0- 0	0- 0	0- 0			
0- 0	0- 0		0- 0	AWAY	0- 0	0- 0	0- 0			
0- 0	0- 0		0- 0	NEUTRAL	0- 0	0- 0	0- 0			

RPI 1-25					
RPI	S	Opponent	Score		
3	A	Missouri St.	51	79	
RPI 26-50					
RPI	S	Opponent	Score		
RPI 51-100					
RPI	S	Opponent	Score		
RPI 101+					
RPI	S	Opponent	Score		
106	A	Texas St.	48	57	
230	A	South Alabama	82	83	
239	N	Prairie View	64	52	
346	A	UTRGV	59	54	
346	H	UTRGV	61	50	
Team's RPI: 198					
LAST 10 Division I					
346	A	UTRGV	59	54	
106	A	Texas St.	48	57	
346	H	UTRGV	61	50	
239	N	Prairie View	64	52	
230	A	South Alabama	82	83	
3	A	Missouri St.	51	79	

Non-Div I Games:	UNKNOWN	75	55	Huston-Tillotson	63	49	Texas Wesleyan	90	52
------------------	---------	----	----	------------------	----	----	----------------	----	----

A&amp;M-Corpus Christi

■ Loss, ■ Non-Conf, S Site, H Home A Away N Neutral



Average RPI Win:	180	WON-LOST	WINNING	LAST 10	STRENGTH OF	OPP. STRENGTH	TEAM	ADJ.	CONF.	ADJ CONF.
Average RPI Loss:	40	RECORD	PCT. RANK	GAMES	SCHEDULE	OF SCHEDULE	RPI	RPI	RPI	RPI
DIV. I ONLY	3- 1	64	3-1	135	36	33	33	25	25	
DIV. I NON-CONF.	3- 1	65	3-1	134	36	33	33	25	25	

TOTALS	RPI 1-25	RPI 26-50	W-L RECORDS	RPI 51-100	RPI 101-150	RPI 150+
3- 1	0- 0	0- 1	OVERALL	1- 0	0- 0	2- 0
1- 0	0- 0	0- 0	HOME	0- 0	0- 0	1- 0
2- 1	0- 0	0- 1	AWAY	1- 0	0- 0	1- 0
0- 0	0- 0	0- 0	NEUTRAL	0- 0	0- 0	0- 0
3- 1	0- 0	0- 1	NON-CONFERENCE	1- 0	0- 0	2- 0
1- 0	0- 0	0- 0	HOME	0- 0	0- 0	1- 0
2- 1	0- 0	0- 1	AWAY	1- 0	0- 0	1- 0
0- 0	0- 0	0- 0	NEUTRAL	0- 0	0- 0	0- 0
0- 0	0- 0	0- 0	CONFERENCE	0- 0	0- 0	0- 0
0- 0	0- 0	0- 0	HOME	0- 0	0- 0	0- 0
0- 0	0- 0	0- 0	AWAY	0- 0	0- 0	0- 0
0- 0	0- 0	0- 0	NEUTRAL	0- 0	0- 0	0- 0

RPI 1-25				RPI 26-50				Team's RPI: 33				RPI 51-100				RPI 101+			
RPI	S	Opponent	Score	RPI	S	Opponent	Score	RPI	S	Opponent	Score	RPI	S	Opponent	Score	RPI	S	Opponent	Score
				40	A	Oklahoma	65 78					98	A	Wright St.	83 64	168	A	Portland	76 69
																274	H	Tulsa	73 63
LAST 10 Division I																			
												274	H	Tulsa	73 63				
												168	A	Portland	76 69				
												40	A	Oklahoma	65 78				
												98	A	Wright St.	83 64				

Non-Div I Games: Howard Payne 96 38 Schreiner 110 37 Southwest (NM) 104 52 McMurry 111 43  
Abilene Christian



Air Force

Through Games Of Dec. 17, 2019

Average RPI Win:	316	WON-LOST	WINNING	LAST 10	STRENGTH OF	OPP. STRENGTH	TEAM	ADJ.	CONF.	ADJ CONF.
Average RPI Loss:	178	RECORD	PCT. RANK	GAMES	SCHEDULE	OF SCHEDULE	RPI	RPI	RPI	RPI
DIV. I ONLY	2- 8	298	2-8	193	312	296	296	22	22	
DIV. I NON-CONF.	1- 7	315	1-7	201	285	320	320	22	22	
TOTALS	RPI 1-25	RPI 26-50	W-L RECORDS	RPI 51-100	RPI 101-150	RPI 150+				
2- 8	0- 0	0- 0	OVERALL	0- 1	0- 1	2- 6				
1- 4	0- 0	0- 0	HOME	0- 0	0- 0	1- 4				
1- 4	0- 0	0- 0	AWAY	0- 1	0- 1	1- 2				
0- 0	0- 0	0- 0	NEUTRAL	0- 0	0- 0	0- 0				
1- 7	0- 0	0- 0	NON-CONFERENCE	0- 1	0- 1	1- 5				
1- 3	0- 0	0- 0	HOME	0- 0	0- 0	1- 3				
0- 4	0- 0	0- 0	AWAY	0- 1	0- 1	0- 2				
0- 0	0- 0	0- 0	NEUTRAL	0- 0	0- 0	0- 0				
1- 1	0- 0	0- 0	CONFERENCE	0- 0	0- 0	1- 1				
0- 1	0- 0	0- 0	HOME	0- 0	0- 0	0- 1				
1- 0	0- 0	0- 0	AWAY	0- 0	0- 0	1- 0				
0- 0	0- 0	0- 0	NEUTRAL	0- 0	0- 0	0- 0				

RPI 1-25				RPI 26-50				RPI 51-100				RPI 101+				Team's RPI: 296	
RPI	S	Opponent	Score	RPI	S	Opponent	Score	RPI	S	Opponent	Score	RPI	S	Opponent	Score		
								70	A	Arizona St.	56	87	145	A	Northern Colo.	62	72
													168	H	Portland	56	72
													173	H	Wyoming	63	65
													185	A	Navy	59	67
													207	A	Tennessee	54	81
													211	H	San Diego	59	70
													268	H	Army West Point	66	68
													306	H	NJIT	68	48
													325	A	Nevada	68	61
LAST 10 Division I																	
				325	A	Nevada	68	61		145	A	Northern Colo.	62	72			
				173	H	Wyoming	63	65		211	H	San Diego	59	70			
				207	A	Tennessee	54	81		268	H	Army West Point	66	68			
				185	A	Navy	59	67		306	H	NJIT	68	48			
				168	H	Portland	56	72		70	A	Arizona St.	56	87			

Non-Div I Games:

Air Force

Loss, Non-Conf, S Site, H Home A Away N Neutral



Average RPI Win: <b>238</b>	WON-LOST	WINNING	LAST 10	STRENGTH OF	OPP. STRENGTH	TEAM	ADJ.	CONF.	ADJ CONF.
Average RPI Loss: <b>98</b>	RECORD	PCT. RANK	GAMES	SCHEDULE	OF SCHEDULE	RPI	RPI	RPI	RPI
DIV. I ONLY	5- 4	140	5-4	111	260	137	137	11	11
DIV. I NON-CONF.	5- 4	142	5-4	109	261	137	137	11	11
TOTALS	RPI 1-25	RPI 26-50	W-L RECORDS	RPI 51-100	RPI 101-150	RPI 150+			
5- 4	0- 0	0- 1	OVERALL	0- 1	1- 2	4- 0			
3- 2	0- 0	0- 1	HOME	0- 0	1- 1	2- 0			
2- 2	0- 0	0- 0	AWAY	0- 1	0- 1	2- 0			
0- 0	0- 0	0- 0	NEUTRAL	0- 0	0- 0	0- 0			
5- 4	0- 0	0- 1	NON-CONFERENCE	0- 1	1- 2	4- 0			
3- 2	0- 0	0- 1	HOME	0- 0	1- 1	2- 0			
2- 2	0- 0	0- 0	AWAY	0- 1	0- 1	2- 0			
0- 0	0- 0	0- 0	NEUTRAL	0- 0	0- 0	0- 0			
0- 0	0- 0	0- 0	CONFERENCE	0- 0	0- 0	0- 0			
0- 0	0- 0	0- 0	HOME	0- 0	0- 0	0- 0			
0- 0	0- 0	0- 0	AWAY	0- 0	0- 0	0- 0			
0- 0	0- 0	0- 0	NEUTRAL	0- 0	0- 0	0- 0			

RPI 1-25				RPI 26-50				RPI 51-100				RPI 101+				Team's RPI: 137	
RPI	S	Opponent	Score	RPI	S	Opponent	Score	RPI	S	Opponent	Score	RPI	S	Opponent	Score		
				47	H	Michigan	71 80	92	A	Butler	55 76	103	H	Duquesne	63 88		
												104	H	N.C. A&T	64 52		
												149	A	Cleveland St.	62 66		
												151	H	Youngstown St.	91 62		
												278	A	St. Bonaventure	63 54		
												322	A	Detroit Mercy	81 60		
												335	H	Purdue Fort Wayne	64 53		
LAST 10 Division I																	
				104	H	N.C. A&T	64 52	151	H	Youngstown St.	91 62						
				92	A	Butler	55 76	47	H	Michigan	71 80						
				103	H	Duquesne	63 88	335	H	Purdue Fort Wayne	64 53						
				149	A	Cleveland St.	62 66	278	A	St. Bonaventure	63 54						
				322	A	Detroit Mercy	81 60										

Non-Div I Games:

Akron

  Loss, 
  Non-Conf, 
  S Site, 
  H Home 
  A Away 
N Neutral



# Albama

Alabama

Alabama

Page 5



Average RPI Win:	301	WON-LOST	WINNING	LAST 10	STRENGTH OF	OPP. STRENGTH	TEAM	ADJ.	CONF.	ADJ CONF.
Average RPI Loss:	150	RECORD	PCT. RANK	GAMES	SCHEDULE	OF SCHEDULE	RPI	RPI	RPI	RPI
DIV. I ONLY	3- 6	234	3-6	149	330	208	208	28	28	
DIV. I NON-CONF.	3- 6	235	3-6	149	330	208	208	28	28	
TOTALS	RPI 1-25	RPI 26-50	W-L RECORDS	RPI 51-100	RPI 101-150	RPI 150+				
3- 6	0- 0	0- 0	OVERALL	0- 2	0- 2	3- 2				
0- 2	0- 0	0- 0	HOME	0- 1	0- 1	0- 0				
3- 3	0- 0	0- 0	AWAY	0- 1	0- 1	3- 1				
0- 1	0- 0	0- 0	NEUTRAL	0- 0	0- 0	0- 1				
3- 6	0- 0	0- 0	NON-CONFERENCE	0- 2	0- 2	3- 2				
0- 2	0- 0	0- 0	HOME	0- 1	0- 1	0- 0				
3- 3	0- 0	0- 0	AWAY	0- 1	0- 1	3- 1				
0- 1	0- 0	0- 0	NEUTRAL	0- 0	0- 0	0- 1				
0- 0	0- 0	0- 0	CONFERENCE	0- 0	0- 0	0- 0				
0- 0	0- 0	0- 0	HOME	0- 0	0- 0	0- 0				
0- 0	0- 0	0- 0	AWAY	0- 0	0- 0	0- 0				
0- 0	0- 0	0- 0	NEUTRAL	0- 0	0- 0	0- 0				

RPI 1-25				RPI 26-50				RPI 51-100				RPI 101+				Team's RPI: 208	
RPI	S	Opponent	Score	RPI	S	Opponent	Score	RPI	S	Opponent	Score	RPI	S	Opponent	Score		
								88	A	Nebraska	46	68	134	A	Cincinnati	47	62
								91	H	North Florida	64	73	140	H	Austin Peay	61	67
													209	A	California Baptist	55	60
													238	N	North Ala.	65	80
													262	A	Denver	86	83
													316	A	San Diego St.	61	53
													326	A	Georgia St.	67	52
LAST 10 Division I																	
				140	H	Austin Peay	61	67				134	A	Cincinnati	47	62	
				262	A	Denver	86	83				209	A	California Baptist	55	60	
				238	N	North Ala.	65	80				316	A	San Diego St.	61	53	
				326	A	Georgia St.	67	52				88	A	Nebraska	46	68	
				91	H	North Florida	64	73									

Non-Div I Games:

Alabama A&amp;M

■ Loss, 
 ■ Non-Conf, 
 ■ S Site, 
 ■ H Home 
 ■ A Away 
 N Neutral



Average RPI Win:	341	WON-LOST	WINNING	LAST 10	STRENGTH OF	OPP. STRENGTH	TEAM	ADJ.	CONF.	ADJ CONF.
Average RPI Loss:	116	RECORD	PCT. RANK	GAMES	SCHEDULE	OF SCHEDULE	RPI	RPI	RPI	RPI
DIV. I ONLY	1- 7	316	1-7	104	149	277	277	28	28	
DIV. I NON-CONF.	1- 7	315	1-7	103	148	278	278	28	28	
TOTALS	RPI 1-25	RPI 26-50	W-L RECORDS	RPI 51-100	RPI 101-150	RPI 150+				
1- 7	0- 2	0- 0	OVERALL	0- 1	0- 1	1- 3				
1- 2	0- 0	0- 0	HOME	0- 0	0- 0	1- 2				
0- 5	0- 2	0- 0	AWAY	0- 1	0- 1	0- 1				
0- 0	0- 0	0- 0	NEUTRAL	0- 0	0- 0	0- 0				
1- 7	0- 2	0- 0	NON-CONFERENCE	0- 1	0- 1	1- 3				
1- 2	0- 0	0- 0	HOME	0- 0	0- 0	1- 2				
0- 5	0- 2	0- 0	AWAY	0- 1	0- 1	0- 1				
0- 0	0- 0	0- 0	NEUTRAL	0- 0	0- 0	0- 0				
0- 0	0- 0	0- 0	CONFERENCE	0- 0	0- 0	0- 0				
0- 0	0- 0	0- 0	HOME	0- 0	0- 0	0- 0				
0- 0	0- 0	0- 0	AWAY	0- 0	0- 0	0- 0				
0- 0	0- 0	0- 0	NEUTRAL	0- 0	0- 0	0- 0				

RPI 1-25				RPI 26-50				RPI 51-100				RPI 101+ Team's RPI: 277			
RPI	S	Opponent	Score	RPI	S	Opponent	Score	RPI	S	Opponent	Score	RPI	S	Opponent	Score
10	A	South Carolina	43 103					64	A	Wisconsin	67 85	118	A	South Fla.	29 80
15	A	DePaul	76 105									178	A	Clemson	43 76
												188	H	Samford	48 83
												238	H	North Ala.	60 81
												341	H	Jacksonville St.	68 63
LAST 10 Division I															
64	A	Wisconsin	67 85	238	H	North Ala.	60 81								
118	A	South Fla.	29 80	15	A	DePaul	76 105								
188	H	Samford	48 83	10	A	South Carolina	43 103								
341	H	Jacksonville St.	68 63												
178	A	Clemson	43 76												

Non-Div I Games: Mobile 76 66 Paine 84 58

Alabama St.

■ Loss, 
 ■ Non-Conf, 
 ■ S Site, 
 ■ Home 
 ■ A Away 
 N Neutral



Albany (NY)

Through Games Of Dec. 17, 2019

Average RPI Win:	273	WON-LOST	WINNING	LAST 10	STRENGTH OF	OPP. STRENGTH	TEAM	ADJ.	CONF.	ADJ CONF.
Average RPI Loss:	178	RECORD	PCT. RANK	GAMES	SCHEDULE	OF SCHEDULE	RPI	RPI	RPI	RPI
DIV. I ONLY	3- 7	244	3-7	315	168	310	310	27	27	
DIV. I NON-CONF.	3- 7	245	3-7	315	168	310	310	27	27	
TOTALS	RPI 1-25	RPI 26-50	W-L RECORDS	RPI 51-100	RPI 101-150	RPI 150+				
3- 7	0- 0	0- 0	OVERALL	0- 1	0- 1	3- 5				
1- 4	0- 0	0- 0	HOME	0- 0	0- 0	1- 4				
2- 3	0- 0	0- 0	AWAY	0- 1	0- 1	2- 1				
0- 0	0- 0	0- 0	NEUTRAL	0- 0	0- 0	0- 0				
3- 7	0- 0	0- 0	NON-CONFERENCE	0- 1	0- 1	3- 5				
1- 4	0- 0	0- 0	HOME	0- 0	0- 0	1- 4				
2- 3	0- 0	0- 0	AWAY	0- 1	0- 1	2- 1				
0- 0	0- 0	0- 0	NEUTRAL	0- 0	0- 0	0- 0				
0- 0	0- 0	0- 0	CONFERENCE	0- 0	0- 0	0- 0				
0- 0	0- 0	0- 0	HOME	0- 0	0- 0	0- 0				
0- 0	0- 0	0- 0	AWAY	0- 0	0- 0	0- 0				
0- 0	0- 0	0- 0	NEUTRAL	0- 0	0- 0	0- 0				

RPI 1-25				RPI 26-50				RPI 51-100				RPI 101+				Team's RPI: 310	
RPI	S	Opponent	Score	RPI	S	Opponent	Score	RPI	S	Opponent	Score	RPI	S	Opponent	Score		
								95	A	Marist	52	76	121	A	Syracuse	53	75
													156	H	Cornell	51	71
													160	H	Columbia	82	78
													206	H	St. Francis Brooklyn	41	49
													213	A	Siena	46	52
													224	H	Boston U.	58	60
													234	H	Lafayette	47	54
													323	A	Canisius	70	53
													337	A	Central Conn. St.	73	63
LAST 10 Division I																	
				234	H	Lafayette	47	54		206	H	St. Francis Brooklyn	41	49			
				224	H	Boston U.	58	60		213	A	Siena	46	52			
				121	A	Syracuse	53	75		337	A	Central Conn. St.	73	63			
				95	A	Marist	52	76		323	A	Canisius	70	53			
				156	H	Cornell	51	71		160	H	Columbia	82	78			

Non-Div I Games: FDU-Florham 81 21

Albany (NY)

Loss, Non-Conf, S Site, H Home A Away N Neutral



Average RPI Win:	339	WON-LOST	WINNING	LAST 10	STRENGTH OF	OPP. STRENGTH	TEAM	ADJ.	CONF.	ADJ CONF.
Average RPI Loss:	186	RECORD	PCT. RANK	GAMES	SCHEDULE	OF SCHEDULE	RPI	RPI	RPI	RPI
DIV. I ONLY	2- 7	288	2-7	300	256	317	317	28	28	
DIV. I NON-CONF.	2- 7	288	2-7	301	257	316	316	28	28	
TOTALS	RPI 1-25	RPI 26-50	W-L RECORDS	RPI 51-100	RPI 101-150	RPI 150+				
2- 7	0- 0	0- 0	OVERALL	0- 0	0- 1	2- 6				
1- 1	0- 0	0- 0	HOME	0- 0	0- 0	1- 1				
1- 4	0- 0	0- 0	AWAY	0- 0	0- 1	1- 3				
0- 2	0- 0	0- 0	NEUTRAL	0- 0	0- 0	0- 2				
2- 7	0- 0	0- 0	NON-CONFERENCE	0- 0	0- 1	2- 6				
1- 1	0- 0	0- 0	HOME	0- 0	0- 0	1- 1				
1- 4	0- 0	0- 0	AWAY	0- 0	0- 1	1- 3				
0- 2	0- 0	0- 0	NEUTRAL	0- 0	0- 0	0- 2				
0- 0	0- 0	0- 0	CONFERENCE	0- 0	0- 0	0- 0				
0- 0	0- 0	0- 0	HOME	0- 0	0- 0	0- 0				
0- 0	0- 0	0- 0	AWAY	0- 0	0- 0	0- 0				
0- 0	0- 0	0- 0	NEUTRAL	0- 0	0- 0	0- 0				

RPI 1-25				RPI 26-50				RPI 51-100				RPI 101+				Team's RPI: 317	
RPI	S	Opponent	Score	RPI	S	Opponent	Score	RPI	S	Opponent	Score	RPI	S	Opponent	Score		
												122	A	Memphis	51	57	
												153	A	SFA	62	67	
												175	H	UAB	65	86	
												178	N	Clemson	46	77	
												195	A	North Texas	31	67	
												196	A	UTEP	47	92	
												285	N	Ole Miss	55	73	
												329	A	Tennessee St.	62	57	
												349	H	Florida A&M	58	42	
LAST 10 Division I																	
				329	A	Tennessee St.	62	57				175	H	UAB	65	86	
				196	A	UTEP	47	92				349	H	Florida A&M	58	42	
				195	A	North Texas	31	67				178	N	Clemson	46	77	
				153	A	SFA	62	67				285	N	Ole Miss	55	73	
				122	A	Memphis	51	57									

Non-Div I Games:      Tougaloo                      85    61                      Louisiana Col.                      86    50

Alcorn

Loss, Non-Conf, S Site, H Home A Away N Neutral



Average RPI Win:	241	WON-LOST	WINNING	LAST 10	STRENGTH OF	OPP. STRENGTH	TEAM	ADJ.	CONF.	ADJ CONF.
Average RPI Loss:	138	RECORD	PCT. RANK	GAMES	SCHEDULE	OF SCHEDULE	RPI	RPI	RPI	RPI
DIV. I ONLY	3- 6	234	3-6	197	214	245	245	13	13	
DIV. I NON-CONF.	3- 6	235	3-6	197	214	246	246	13	13	
TOTALS	RPI 1-25	RPI 26-50	W-L RECORDS	RPI 51-100	RPI 101-150	RPI 150+				
3- 6	0- 0	0- 1	OVERALL	0- 2	1- 0	2- 3				
2- 1	0- 0	0- 1	HOME	0- 0	1- 0	1- 0				
1- 4	0- 0	0- 0	AWAY	0- 1	0- 0	1- 3				
0- 1	0- 0	0- 0	NEUTRAL	0- 1	0- 0	0- 0				
3- 6	0- 0	0- 1	NON-CONFERENCE	0- 2	1- 0	2- 3				
2- 1	0- 0	0- 1	HOME	0- 0	1- 0	1- 0				
1- 4	0- 0	0- 0	AWAY	0- 1	0- 0	1- 3				
0- 1	0- 0	0- 0	NEUTRAL	0- 1	0- 0	0- 0				
0- 0	0- 0	0- 0	CONFERENCE	0- 0	0- 0	0- 0				
0- 0	0- 0	0- 0	HOME	0- 0	0- 0	0- 0				
0- 0	0- 0	0- 0	AWAY	0- 0	0- 0	0- 0				
0- 0	0- 0	0- 0	NEUTRAL	0- 0	0- 0	0- 0				

RPI S	Opponent	Score	RPI S	Opponent	Score	RPI S	Opponent	Score	RPI S	Opponent	Score	Team's RPI: 245
42	H Minnesota	53 70	68	N Buffalo	55 73	136	H Villanova	76 54				
			99	A Ohio	69 81	172	A George Mason	55 73				
						176	A Saint Joseph's	51 72				
						270	A Towson	60 63				
						292	A Radford	59 55				
						295	H High Point	56 48				
LAST 10 Division I												
172	A George Mason	55 73	292	A Radford	59 55							
295	H High Point	56 48	42	H Minnesota	53 70							
136	H Villanova	76 54	68	N Buffalo	55 73							
99	A Ohio	69 81	176	A Saint Joseph's	51 72							
			270	A Towson	60 63							

Non-Div I Games:

American

■ Loss, 
 ■ Non-Conf, S Site, 
 ■ Home 
 ■ Away 
 N Neutral



Average RPI Win:	292	WON-LOST	WINNING	LAST 10	STRENGTH OF	OPP. STRENGTH	TEAM	ADJ.	CONF.	ADJ CONF.
Average RPI Loss:	146	RECORD	PCT. RANK	GAMES	SCHEDULE	OF SCHEDULE	RPI	RPI	RPI	RPI
DIV. I ONLY	2- 6	270	2-6	219	133	269	269	23	23	
DIV. I NON-CONF.	2- 6	269	2-6	218	131	270	270	23	23	
TOTALS	RPI 1-25	RPI 26-50	W-L RECORDS	RPI 51-100	RPI 101-150	RPI 150+				
2- 6	0- 1	0- 1	OVERALL	0- 0	0- 0	2- 4				
1- 2	0- 0	0- 0	HOME	0- 0	0- 0	1- 2				
1- 4	0- 1	0- 1	AWAY	0- 0	0- 0	1- 2				
0- 0	0- 0	0- 0	NEUTRAL	0- 0	0- 0	0- 0				
2- 6	0- 1	0- 1	NON-CONFERENCE	0- 0	0- 0	2- 4				
1- 2	0- 0	0- 0	HOME	0- 0	0- 0	1- 2				
1- 4	0- 1	0- 1	AWAY	0- 0	0- 0	1- 2				
0- 0	0- 0	0- 0	NEUTRAL	0- 0	0- 0	0- 0				
0- 0	0- 0	0- 0	CONFERENCE	0- 0	0- 0	0- 0				
0- 0	0- 0	0- 0	HOME	0- 0	0- 0	0- 0				
0- 0	0- 0	0- 0	AWAY	0- 0	0- 0	0- 0				
0- 0	0- 0	0- 0	NEUTRAL	0- 0	0- 0	0- 0				

RPI 1-25				RPI 26-50				RPI 51-100				RPI 101+ Team's RPI: 269			
RPI	S	Opponent	Score	RPI	S	Opponent	Score	RPI	S	Opponent	Score	RPI	S	Opponent	Score
10	A	South Carolina	50 92	47	A	Michigan	35 62					169	H	Gardner-Webb	56 67
												191	A	VCU	38 66
												201	A	Elon	66 67
												259	H	ETSU	61 67
												287	A	Wofford	54 51
												297	H	Mercer	77 68
LAST 10 Division I															
				47	A	Michigan	35 62	287	A	Wofford	54 51				
				201	A	Elon	66 67	297	H	Mercer	77 68				
				191	A	VCU	38 66	259	H	ETSU	61 67				
								169	H	Gardner-Webb	56 67				
								10	A	South Carolina	50 92				

Non-Div I Games:

Appalachian St.

■ Loss, 
 ■ Non-Conf, S Site, 
 ■ Home 
 ■ Away 
 N Neutral



Average RPI Win: 205		WON-LOST	WINNING	LAST 10	STRENGTH OF	OPP. STRENGTH	TEAM	ADJ.	CONF.	ADJ CONF.
Average RPI Loss: 0		RECORD	PCT. RANK	GAMES	SCHEDULE	OF SCHEDULE	RPI	RPI	RPI	RPI
DIV. I ONLY		10- 0	1	10-0	307	52	58	58	1	1
DIV. I NON-CONF.		10- 0	1	10-0	307	52	59	59	1	1
TOTALS	RPI 1-25	RPI 26-50		W-L RECORDS	RPI 51-100		RPI 101-150		RPI 150+	
10- 0	0- 0	0- 0		OVERALL	0- 0		4- 0		6- 0	
6- 0	0- 0	0- 0		HOME	0- 0		3- 0		3- 0	
4- 0	0- 0	0- 0		AWAY	0- 0		1- 0		3- 0	
0- 0	0- 0	0- 0		NEUTRAL	0- 0		0- 0		0- 0	
10- 0	0- 0	0- 0		NON-CONFERENCE	0- 0		4- 0		6- 0	
6- 0	0- 0	0- 0		HOME	0- 0		3- 0		3- 0	
4- 0	0- 0	0- 0		AWAY	0- 0		1- 0		3- 0	
0- 0	0- 0	0- 0		NEUTRAL	0- 0		0- 0		0- 0	
0- 0	0- 0	0- 0		CONFERENCE	0- 0		0- 0		0- 0	
0- 0	0- 0	0- 0		HOME	0- 0		0- 0		0- 0	
0- 0	0- 0	0- 0		AWAY	0- 0		0- 0		0- 0	
0- 0	0- 0	0- 0		NEUTRAL	0- 0		0- 0		0- 0	

RPI 1-25				RPI 26-50				RPI 51-100				Team's RPI: 58				RPI 101+			
RPI	S	Opponent	Score	RPI	S	Opponent	Score	RPI	S	Opponent	Score	RPI	S	Opponent	Score	RPI	S	Opponent	Score
																111	H	North Dakota	74 42
																138	H	Santa Clara	65 52
																142	A	Texas	83 58
																144	H	Monmouth	86 34
																179	A	Montana	77 42
																196	A	UTEP	54 43
																239	H	Prairie View	83 48
																242	H	UC Riverside	70 27
																329	H	Tennessee St.	77 42
																330	A	Chicago St.	82 50
LAST 10 Division I																			
				329	H	Tennessee St.	77 42					242	H	UC Riverside	70 27				
				196	A	UTEP	54 43					179	A	Montana	77 42				
				144	H	Monmouth	86 34					239	H	Prairie View	83 48				
				138	H	Santa Clara	65 52					142	A	Texas	83 58				
				111	H	North Dakota	74 42					330	A	Chicago St.	82 50				

Non-Div I Games:

Arizona

■ Loss, ■ Non-Conf, S Site, H Home A Away N Neutral



Average RPI Win: 215		WON-LOST	WINNING	LAST 10	STRENGTH OF	OPP. STRENGTH	TEAM	ADJ.	CONF.	ADJ CONF.
Average RPI Loss: 32		RECORD	PCT. RANK	GAMES	SCHEDULE	OF SCHEDULE	RPI	RPI	RPI	RPI
DIV. I ONLY		8- 2	46	8-2	178	128	70	70	1	1
DIV. I NON-CONF.		8- 2	46	8-2	178	126	70	70	1	1
TOTALS	RPI 1-25	RPI 26-50		W-L RECORDS		RPI 51-100	RPI 101-150	RPI 150+		
8- 2	0- 1	0- 1		OVERALL		1- 0	1- 0	6- 0		
6- 0	0- 0	0- 0		HOME		0- 0	1- 0	5- 0		
0- 1	0- 0	0- 1		AWAY		0- 0	0- 0	0- 0		
2- 1	0- 1	0- 0		NEUTRAL		1- 0	0- 0	1- 0		
8- 2	0- 1	0- 1		NON-CONFERENCE		1- 0	1- 0	6- 0		
6- 0	0- 0	0- 0		HOME		0- 0	1- 0	5- 0		
0- 1	0- 0	0- 1		AWAY		0- 0	0- 0	0- 0		
2- 1	0- 1	0- 0		NEUTRAL		1- 0	0- 0	1- 0		
0- 0	0- 0	0- 0		CONFERENCE		0- 0	0- 0	0- 0		
0- 0	0- 0	0- 0		HOME		0- 0	0- 0	0- 0		
0- 0	0- 0	0- 0		AWAY		0- 0	0- 0	0- 0		
0- 0	0- 0	0- 0		NEUTRAL		0- 0	0- 0	0- 0		

RPI 1-25				RPI 26-50				RPI 51-100				RPI 101+			
RPI	S	Opponent	Score	RPI	S	Opponent	Score	RPI	S	Opponent	Score	RPI	S	Opponent	Score
21	N	Purdue	52 59	42	A	Minnesota	66 80	83	N	Middle Tenn.	61 60	116	H	New Mexico	84 47
												182	H	BYU	60 52
												229	N	Maine	57 31
												241	H	Idaho St.	74 69
												268	H	Army West Point	83 51
												296	H	Air Force	87 56
												305	H	Cal Poly	66 41
LAST 10 Division I															
				116	H	New Mexico	84 47	83	N	Middle Tenn.	61 60				
				241	H	Idaho St.	74 69	21	N	Purdue	52 59				
				182	H	BYU	60 52	229	N	Maine	57 31				
				268	H	Army West Point	83 51	305	H	Cal Poly	66 41				
				296	H	Air Force	87 56	42	A	Minnesota	66 80				

Non-Div I Games:

Arizona St.

Loss, Non-Conf, S Site, H Home A Away N Neutral



## Ark.-Pine Bluff

Through Games Of Dec. 17, 2019

Average RPI Win:	0	WON-LOST	WINNING	LAST 10	STRENGTH OF	OPP. STRENGTH	TEAM	ADJ.	CONF.	ADJ CONF.
Average RPI Loss:	167	RECORD	PCT. RANK	GAMES	SCHEDULE	OF SCHEDULE	RPI	RPI	RPI	RPI
DIV. I ONLY	0- 8	336	0-8	63	314	300	300	28	28	
DIV. I NON-CONF.	0- 8	336	0-8	63	314	300	300	28	28	
TOTALS	RPI 1-25	RPI 26-50	W-L RECORDS	RPI 51-100	RPI 101-150	RPI 150+				
0- 8	0- 0	0- 0	OVERALL	0- 1	0- 3	0- 4				
0- 0	0- 0	0- 0	HOME	0- 0	0- 0	0- 0				
0- 8	0- 0	0- 0	AWAY	0- 1	0- 3	0- 4				
0- 0	0- 0	0- 0	NEUTRAL	0- 0	0- 0	0- 0				
0- 8	0- 0	0- 0	NON-CONFERENCE	0- 1	0- 3	0- 4				
0- 0	0- 0	0- 0	HOME	0- 0	0- 0	0- 0				
0- 8	0- 0	0- 0	AWAY	0- 1	0- 3	0- 4				
0- 0	0- 0	0- 0	NEUTRAL	0- 0	0- 0	0- 0				
0- 0	0- 0	0- 0	CONFERENCE	0- 0	0- 0	0- 0				
0- 0	0- 0	0- 0	HOME	0- 0	0- 0	0- 0				
0- 0	0- 0	0- 0	AWAY	0- 0	0- 0	0- 0				
0- 0	0- 0	0- 0	NEUTRAL	0- 0	0- 0	0- 0				

RPI 1-25				RPI 26-50				RPI 51-100				RPI 101+				Team's RPI: 300	
RPI	S	Opponent	Score	RPI	S	Opponent	Score	RPI	S	Opponent	Score	RPI	S	Opponent	Score		
								81	A	Washington St.	56	85	115	A	Iowa St.	40	90
													143	A	Wichita St.	50	100
													148	A	Coastal Caro.	69	76
													152	A	Illinois	50	65
													204	A	Milwaukee	55	69
													207	A	Tennessee	51	92
													289	A	Arkansas St.	60	81
LAST 10 Division I																	
				143	A	Wichita St.	50	100		115	A	Iowa St.	40	90			
				289	A	Arkansas St.	60	81		207	A	Tennessee	51	92			
				81	A	Washington St.	56	85		152	A	Illinois	50	65			
										204	A	Milwaukee	55	69			
										148	A	Coastal Caro.	69	76			

Non-Div I Games:

Ark.-Pine Bluff

■ Loss, 
■ Non-Conf, 
■ S Site, 
■ Home 
■ A Away 
N Neutral



## Arkansas

Through Games Of Dec. 17, 2019

Average RPI Win:	193	WON-LOST	WINNING	LAST 10	STRENGTH OF	OPP. STRENGTH	TEAM	ADJ.	CONF.	ADJ CONF.
Average RPI Loss:	62	RECORD	PCT. RANK	GAMES	SCHEDULE	OF SCHEDULE	RPI	RPI	RPI	RPI
DIV. I ONLY	10- 1	12	9-1	166	150	37	37	5	5	
DIV. I NON-CONF.	10- 1	12	9-1	167	149	37	37	5	5	
TOTALS	RPI 1-25	RPI 26-50	W-L RECORDS	RPI 51-100	RPI 101-150	RPI 150+				
10- 1	0- 0	0- 0	OVERALL	2- 1	2- 0	6- 0				
8- 0	0- 0	0- 0	HOME	1- 0	2- 0	5- 0				
0- 1	0- 0	0- 0	AWAY	0- 1	0- 0	0- 0				
2- 0	0- 0	0- 0	NEUTRAL	1- 0	0- 0	1- 0				
10- 1	0- 0	0- 0	NON-CONFERENCE	2- 1	2- 0	6- 0				
8- 0	0- 0	0- 0	HOME	1- 0	2- 0	5- 0				
0- 1	0- 0	0- 0	AWAY	0- 1	0- 0	0- 0				
2- 0	0- 0	0- 0	NEUTRAL	1- 0	0- 0	1- 0				
0- 0	0- 0	0- 0	CONFERENCE	0- 0	0- 0	0- 0				
0- 0	0- 0	0- 0	HOME	0- 0	0- 0	0- 0				
0- 0	0- 0	0- 0	AWAY	0- 0	0- 0	0- 0				
0- 0	0- 0	0- 0	NEUTRAL	0- 0	0- 0	0- 0				

RPI 1-25			RPI 26-50			Team's RPI: 37			RPI 51-100			RPI 101+		
RPI	S	Opponent	Score	RPI	S	Opponent	Score		RPI	S	Opponent	Score		
									62	A	California	80	84	
									64	N	Wisconsin	68	64	
									97	H	Stony Brook	88	58	
												112	H	Belmont
												135	H	New Orleans
												155	N	Fordham
												220	H	Kansas St.
												222	H	Oral Roberts
												274	H	Tulsa
												312	H	McNeese
												340	H	Northwestern St.
LAST 10 Division I														
340	H	Northwestern St.	99	39	62	A	California	80	84	112	H	Belmont	91	60
274	H	Tulsa	91	41	97	H	Stony Brook	88	58	222	H	Oral Roberts	96	64
220	H	Kansas St.	81	72	312	H	McNeese	101	58					
64	N	Wisconsin	68	64										
155	N	Fordham	71	59										

Non-Div I Games:

Arkansas

■ Loss, 
 ■ Non-Conf, S Site, 
 ■ Home 
 ■ Away 
 N Neutral



Average RPI Win: 308		WON-LOST	WINNING	LAST 10	STRENGTH OF	OPP. STRENGTH	TEAM	ADJ.	CONF.	ADJ CONF.
Average RPI Loss: 134		RECORD	PCT. RANK	GAMES	SCHEDULE	OF SCHEDULE	RPI	RPI	RPI	RPI
DIV. I ONLY		2- 6	270	2-6	257	188	289	289	23	23
DIV. I NON-CONF.		2- 6	269	2-6	257	188	289	289	23	23
TOTALS	RPI 1-25	RPI 26-50		W-L RECORDS		RPI 51-100	RPI 101-150	RPI 150+		
2- 6	0- 1	0- 0		OVERALL		0- 0	0- 3	2- 2		
1- 1	0- 0	0- 0		HOME		0- 0	0- 0	1- 1		
1- 4	0- 1	0- 0		AWAY		0- 0	0- 2	1- 1		
0- 1	0- 0	0- 0		NEUTRAL		0- 0	0- 1	0- 0		
2- 6	0- 1	0- 0		NON-CONFERENCE		0- 0	0- 3	2- 2		
1- 1	0- 0	0- 0		HOME		0- 0	0- 0	1- 1		
1- 4	0- 1	0- 0		AWAY		0- 0	0- 2	1- 1		
0- 1	0- 0	0- 0		NEUTRAL		0- 0	0- 1	0- 0		
0- 0	0- 0	0- 0		CONFERENCE		0- 0	0- 0	0- 0		
0- 0	0- 0	0- 0		HOME		0- 0	0- 0	0- 0		
0- 0	0- 0	0- 0		AWAY		0- 0	0- 0	0- 0		
0- 0	0- 0	0- 0		NEUTRAL		0- 0	0- 0	0- 0		

RPI 1-25				RPI 26-50				RPI 51-100				RPI 101+				Team's RPI: 289	
RPI	S	Opponent	Score	RPI	S	Opponent	Score	RPI	S	Opponent	Score	RPI	S	Opponent	Score		
15	A	DePaul	64 109									104	N	N.C. A&T	50 55		
												122	A	Memphis	50 78		
												128	A	Murray St.	62 77		
												161	H	Southeast Mo. St.	67 79		
												274	A	Tulsa	77 79		
												300	H	Ark.-Pine Bluff	81 60		
												316	A	San Diego St.	71 62		
LAST 10 Division I																	
122	A	Memphis	50 78	15	A	DePaul	64 109										
300	H	Ark.-Pine Bluff	81 60	161	H	Southeast Mo. St.	67 79										
316	A	San Diego St.	71 62	274	A	Tulsa	77 79										
128	A	Murray St.	62 77														
104	N	N.C. A&T	50 55														

Non-Div I Games:	Central Baptist	88	63
------------------	-----------------	----	----

Arkansas St.

■ Loss, ■ Non-Conf, S Site, H Home A Away N Neutral



Army West Point

Through Games Of Dec. 17, 2019

Average RPI Win:	325	WON-LOST	WINNING	LAST 10	STRENGTH OF	OPP. STRENGTH	TEAM	ADJ.	CONF.	ADJ CONF.
Average RPI Loss:	135	RECORD	PCT. RANK	GAMES	SCHEDULE	OF SCHEDULE	RPI	RPI	RPI	RPI
DIV. I ONLY	3- 7	244	3-7	234	252	268	268	13	13	
DIV. I NON-CONF.	3- 7	245	3-7	233	254	269	269	13	13	
TOTALS	RPI 1-25	RPI 26-50	W-L RECORDS	RPI 51-100	RPI 101-150	RPI 150+				
3- 7	0- 1	0- 0	OVERALL	0- 2	0- 0	3- 4				
1- 3	0- 1	0- 0	HOME	0- 0	0- 0	1- 2				
2- 4	0- 0	0- 0	AWAY	0- 2	0- 0	2- 2				
0- 0	0- 0	0- 0	NEUTRAL	0- 0	0- 0	0- 0				
3- 7	0- 1	0- 0	NON-CONFERENCE	0- 2	0- 0	3- 4				
1- 3	0- 1	0- 0	HOME	0- 0	0- 0	1- 2				
2- 4	0- 0	0- 0	AWAY	0- 2	0- 0	2- 2				
0- 0	0- 0	0- 0	NEUTRAL	0- 0	0- 0	0- 0				
0- 0	0- 0	0- 0	CONFERENCE	0- 0	0- 0	0- 0				
0- 0	0- 0	0- 0	HOME	0- 0	0- 0	0- 0				
0- 0	0- 0	0- 0	AWAY	0- 0	0- 0	0- 0				
0- 0	0- 0	0- 0	NEUTRAL	0- 0	0- 0	0- 0				

RPI 1-25				RPI 26-50				RPI 51-100				RPI 101+ Team's RPI: 268			
RPI	S	Opponent	Score	RPI	S	Opponent	Score	RPI	S	Opponent	Score	RPI	S	Opponent	Score
16	H	TCU	52 66					70	A	Arizona St.	51 83	160	H	Columbia	62 71
								74	A	St. John's (NY)	60 96	166	H	William & Mary	65 77
												206	A	St. Francis Brooklyn	64 70
												255	A	Manhattan	56 86
												296	A	Air Force	68 66
												336	H	LIU Brooklyn	67 60
												342	A	Fairleigh Dickinson	70 68
LAST 10 Division I															
336	H	LIU Brooklyn	67 60	255	A	Manhattan	56 86								
342	A	Fairleigh Dickinson	70 68	74	A	St. John's (NY)	60 96								
16	H	TCU	52 66	296	A	Air Force	68 66								
160	H	Columbia	62 71	70	A	Arizona St.	51 83								
206	A	St. Francis Brooklyn	64 70	166	H	William & Mary	65 77								

Non-Div I Games:

Army West Point

Loss, Non-Conf, S Site, H Home A Away N Neutral



Average RPI Win:	200	WON-LOST	WINNING	LAST 10	STRENGTH OF	OPP. STRENGTH	TEAM	ADJ.	CONF.	ADJ CONF.
Average RPI Loss:	75	RECORD	PCT. RANK	GAMES	SCHEDULE	OF SCHEDULE	RPI	RPI	RPI	RPI
DIV. I ONLY	5- 5	164	5-5	56	136	108	108	5	5	
DIV. I NON-CONF.	5- 5	165	5-5	55	135	109	109	5	5	
TOTALS	RPI 1-25	RPI 26-50	W-L RECORDS	RPI 51-100	RPI 101-150	RPI 150+				
5- 5	0- 2	0- 0	OVERALL	0- 2	1- 0	4- 1				
3- 1	0- 0	0- 0	HOME	0- 1	0- 0	3- 0				
1- 2	0- 1	0- 0	AWAY	0- 0	0- 0	1- 1				
1- 2	0- 1	0- 0	NEUTRAL	0- 1	1- 0	0- 0				
5- 5	0- 2	0- 0	NON-CONFERENCE	0- 2	1- 0	4- 1				
3- 1	0- 0	0- 0	HOME	0- 1	0- 0	3- 0				
1- 2	0- 1	0- 0	AWAY	0- 0	0- 0	1- 1				
1- 2	0- 1	0- 0	NEUTRAL	0- 1	1- 0	0- 0				
0- 0	0- 0	0- 0	CONFERENCE	0- 0	0- 0	0- 0				
0- 0	0- 0	0- 0	HOME	0- 0	0- 0	0- 0				
0- 0	0- 0	0- 0	AWAY	0- 0	0- 0	0- 0				
0- 0	0- 0	0- 0	NEUTRAL	0- 0	0- 0	0- 0				

















RPI 1-25				RPI 26-50				RPI 51-100				RPI 101+ Team's RPI: 108			
RPI	S	Opponent	Score	RPI	S	Opponent	Score	RPI	S	Opponent	Score	RPI	S	Opponent	Score
16	A	TCU	65 80					78	H	Old Dominion	77 89	124	N	Dayton	76 74
25	N	Drake	82 83					83	N	Middle Tenn.	50 73	175	A	UAB	75 80
												176	H	Saint Joseph's	66 62
												183	H	Bethune-Cookman	74 56
												230	A	South Alabama	82 62
												287	H	Wofford	84 82
LAST 10 Division I															
230	A	South Alabama	82 62	183	H	Bethune-Cookman	74 56								
25	N	Drake	82 83	16	A	TCU	65 80								
124	N	Dayton	76 74	175	A	UAB	75 80								
83	N	Middle Tenn.	50 73	78	H	Old Dominion	77 89								
176	H	Saint Joseph's	66 62	287	H	Wofford	84 82								

Non-Div I Games:

Auburn







Average RPI Win:	290	WON-LOST	WINNING	LAST 10	STRENGTH OF	OPP. STRENGTH	TEAM	ADJ.	CONF.	ADJ CONF.
Average RPI Loss:	103	RECORD	PCT. RANK	GAMES	SCHEDULE	OF SCHEDULE	RPI	RPI	RPI	RPI
DIV. I ONLY	4- 2	88	4-2	295	244	140	140	21	21	
DIV. I NON-CONF.	4- 2	86	4-2	296	245	140	140	21	21	
TOTALS	RPI 1-25	RPI 26-50	W-L RECORDS	RPI 51-100	RPI 101-150	RPI 150+				
4- 2	0- 0	0- 0	OVERALL	0- 1	0- 0	4- 1				
1- 0	0- 0	0- 0	HOME	0- 0	0- 0	1- 0				
3- 2	0- 0	0- 0	AWAY	0- 1	0- 0	3- 1				
0- 0	0- 0	0- 0	NEUTRAL	0- 0	0- 0	0- 0				
4- 2	0- 0	0- 0	NON-CONFERENCE	0- 1	0- 0	4- 1				
1- 0	0- 0	0- 0	HOME	0- 0	0- 0	1- 0				
3- 2	0- 0	0- 0	AWAY	0- 1	0- 0	3- 1				
0- 0	0- 0	0- 0	NEUTRAL	0- 0	0- 0	0- 0				
0- 0	0- 0	0- 0	CONFERENCE	0- 0	0- 0	0- 0				
0- 0	0- 0	0- 0	HOME	0- 0	0- 0	0- 0				
0- 0	0- 0	0- 0	AWAY	0- 0	0- 0	0- 0				
0- 0	0- 0	0- 0	NEUTRAL	0- 0	0- 0	0- 0				

RPI 1-25			RPI 26-50			RPI 51-100			RPI 101+			Team's RPI: 140
RPI	S	Opponent	Score	RPI	S	Opponent	Score	RPI	S	Opponent	Score	
						54  Kentucky	52  81	152  Illinois	62  76			
								208  Alabama A&M	67	61		
								280  Chattanooga	50	49		
								334  Evansville	80	64		
								339  Mississippi Val.	100	82		
LAST 10 Division I												
280		Chattanooga	50	49	208		Alabama A&M	67	61			
334		Evansville	80	64	54		Kentucky	52	 81			
339		Mississippi Val.	100	82								
152		Illinois	62	 76								

Non-Div I Games: Christian Bros. 82 62 Ky. Wesleyan 103 70

Austin Peay

 Loss,  Non-Conf, S Site,  Home  Away N Neutral



Average RPI Win:	244	WON-LOST	WINNING	LAST 10	STRENGTH OF	OPP. STRENGTH	TEAM	ADJ.	CONF.	ADJ CONF.
Average RPI Loss:	100	RECORD	PCT. RANK	GAMES	SCHEDULE	OF SCHEDULE	RPI	RPI	RPI	RPI
DIV. I ONLY	3- 4	200	3-4	153	215	182	182	12	12	
DIV. I NON-CONF.	3- 4	200	3-4	153	215	178	178	12	12	
TOTALS	RPI 1-25	RPI 26-50	W-L RECORDS	RPI 51-100	RPI 101-150	RPI 150+				
3- 4	0- 0	0- 0	OVERALL	0- 3	0- 0	3- 1				
2- 1	0- 0	0- 0	HOME	0- 0	0- 0	2- 1				
1- 3	0- 0	0- 0	AWAY	0- 3	0- 0	1- 0				
0- 0	0- 0	0- 0	NEUTRAL	0- 0	0- 0	0- 0				
3- 4	0- 0	0- 0	NON-CONFERENCE	0- 3	0- 0	3- 1				
2- 1	0- 0	0- 0	HOME	0- 0	0- 0	2- 1				
1- 3	0- 0	0- 0	AWAY	0- 3	0- 0	1- 0				
0- 0	0- 0	0- 0	NEUTRAL	0- 0	0- 0	0- 0				
0- 0	0- 0	0- 0	CONFERENCE	0- 0	0- 0	0- 0				
0- 0	0- 0	0- 0	HOME	0- 0	0- 0	0- 0				
0- 0	0- 0	0- 0	AWAY	0- 0	0- 0	0- 0				
0- 0	0- 0	0- 0	NEUTRAL	0- 0	0- 0	0- 0				

RPI 1-25			RPI 26-50			RPI 51-100			RPI 101+			Team's RPI: 182
RPI	S	Opponent	Score	RPI	S	Opponent	Score	RPI	S	Opponent	Score	
						66	A Boise St.	55	66	170	A Fresno St.	71 65
						70	A Arizona St.	52	60	184	H Utah	73 77
						81	A Washington St.	50	67	216	H Utah St.	67 50
										347	H Utah Valley	71 57
LAST 10 Division I												
						347	H Utah Valley	71	57	66	A Boise St.	55 66
						81	A Washington St.	50	67	70	A Arizona St.	52 60
										184	H Utah	73 77
										216	H Utah St.	67 50
										170	A Fresno St.	71 65

Non-Div I Games: Tex. A&amp;M-Kingsville90 38

BYU



Average RPI Win:	204	WON-LOST	WINNING	LAST 10	STRENGTH OF	OPP. STRENGTH	TEAM	ADJ.	CONF.	ADJ CONF.
Average RPI Loss:	81	RECORD	PCT. RANK	GAMES	SCHEDULE	OF SCHEDULE	RPI	RPI	RPI	RPI
DIV. I ONLY	4- 4	164	4-4	100	163	127	127	11	11	
DIV. I NON-CONF.	4- 4	165	4-4	99	162	127	127	11	11	
TOTALS	RPI 1-25	RPI 26-50	W-L RECORDS	RPI 51-100	RPI 101-150	RPI 150+				
4- 4	0- 0	0- 1	OVERALL	1- 2	1- 1	2- 0				
2- 1	0- 0	0- 1	HOME	1- 0	0- 0	1- 0				
1- 2	0- 0	0- 0	AWAY	0- 1	0- 1	1- 0				
1- 1	0- 0	0- 0	NEUTRAL	0- 1	1- 0	0- 0				
4- 4	0- 0	0- 1	NON-CONFERENCE	1- 2	1- 1	2- 0				
2- 1	0- 0	0- 1	HOME	1- 0	0- 0	1- 0				
1- 2	0- 0	0- 0	AWAY	0- 1	0- 1	1- 0				
1- 1	0- 0	0- 0	NEUTRAL	0- 1	1- 0	0- 0				
0- 0	0- 0	0- 0	CONFERENCE	0- 0	0- 0	0- 0				
0- 0	0- 0	0- 0	HOME	0- 0	0- 0	0- 0				
0- 0	0- 0	0- 0	AWAY	0- 0	0- 0	0- 0				
0- 0	0- 0	0- 0	NEUTRAL	0- 0	0- 0	0- 0				

RPI 1-25				RPI 26-50				RPI 51-100				RPI 101+				Team's RPI: 127	
RPI	S	Opponent	Score	RPI	S	Opponent	Score	RPI	S	Opponent	Score	RPI	S	Opponent	Score		
				45	H	Western Ky.	86 91	64	N	Wisconsin	56 67	113	N	Lehigh	54 52		
								82	A	IUPUI	48 65	134	A	Cincinnati	56 63		
								92	H	Butler	74 70	275	H	Xavier	70 49		
												335	A	Purdue Fort Wayne	83 52		
LAST 10 Division I																	
				45	H	Western Ky.	86 91	275	H	Xavier	70 49						
				64	N	Wisconsin	56 67	134	A	Cincinnati	56 63						
				113	N	Lehigh	54 52	335	A	Purdue Fort Wayne	83 52						
				92	H	Butler	74 70	82	A	IUPUI	48 65						

Non-Div I Games:

Ball St.



Average RPI Win: 156		WON-LOST	WINNING	LAST 10	STRENGTH OF	OPP. STRENGTH	TEAM	ADJ.	CONF.	ADJ CONF.
Average RPI Loss: 10		RECORD	PCT. RANK	GAMES	SCHEDULE	OF SCHEDULE	RPI	RPI	RPI	RPI
DIV. I ONLY		8- 1	27	8-1	93	24	22	22	4	4
DIV. I NON-CONF.		8- 1	27	8-1	93	24	22	22	4	4
<hr/>										
TOTALS	RPI 1-25		RPI 26-50		W-L RECORDS	RPI 51-100	RPI 101-150		RPI 150+	
8- 1	1- 1		1- 0		OVERALL	1- 0	1- 0		4- 0	
6- 0	0- 0		1- 0		HOME	0- 0	1- 0		4- 0	
0- 0	0- 0		0- 0		AWAY	0- 0	0- 0		0- 0	
2- 1	1- 1		0- 0		NEUTRAL	1- 0	0- 0		0- 0	
<hr/>										
8- 1	1- 1		1- 0		NON-CONFERENCE	1- 0	1- 0		4- 0	
6- 0	0- 0		1- 0		HOME	0- 0	1- 0		4- 0	
0- 0	0- 0		0- 0		AWAY	0- 0	0- 0		0- 0	
2- 1	1- 1		0- 0		NEUTRAL	1- 0	0- 0		0- 0	
<hr/>										
0- 0	0- 0		0- 0		CONFERENCE	0- 0	0- 0		0- 0	
0- 0	0- 0		0- 0		HOME	0- 0	0- 0		0- 0	
0- 0	0- 0		0- 0		AWAY	0- 0	0- 0		0- 0	
0- 0	0- 0		0- 0		NEUTRAL	0- 0	0- 0		0- 0	

RPI 1-25				RPI 26-50				RPI 51-100				RPI 101+			
RPI	S	Opponent	Score	RPI	S	Opponent	Score	RPI	S	Opponent	Score	RPI	S	Opponent	Score
10	N	South Carolina	59 74	49	H	Georgia	72 38	81	N	Washington St.	89 66	118	H	South Fla.	58 46
11	N	Indiana	77 62									164	H	Lamar University	90 28
												214	H	Houston Baptist	112 42
												272	H	Grambling	120 46
												338	H	New Hampshire	97 29
LAST 10 Division I															
10	N	South Carolina	59 74	49	H	Georgia	72 38								
11	N	Indiana	77 62					214	H	Houston Baptist	112 42				
81	N	Washington St.	89 66					272	H	Grambling	120 46				
164	H	Lamar University	90 28					338	H	New Hampshire	97 29				
118	H	South Fla.	58 46												

Non-Div I Games:

Baylor



Average RPI Win:	204	WON-LOST	WINNING	LAST 10	STRENGTH OF	OPP. STRENGTH	TEAM	ADJ.	CONF.	ADJ CONF.
Average RPI Loss:	82	RECORD	PCT. RANK	GAMES	SCHEDULE	OF SCHEDULE	RPI	RPI	RPI	RPI
DIV. I ONLY	5- 5	164	5-5	64	177	112	112	21	21	
DIV. I NON-CONF.	5- 5	165	5-5	64	177	113	113	21	21	
TOTALS	RPI 1-25	RPI 26-50	W-L RECORDS	RPI 51-100	RPI 101-150	RPI 150+				
5- 5	0- 0	0- 4	OVERALL	1- 0	1- 0	3- 1				
4- 0	0- 0	0- 0	HOME	1- 0	1- 0	2- 0				
1- 3	0- 0	0- 2	AWAY	0- 0	0- 0	1- 1				
0- 2	0- 0	0- 2	NEUTRAL	0- 0	0- 0	0- 0				
5- 5	0- 0	0- 4	NON-CONFERENCE	1- 0	1- 0	3- 1				
4- 0	0- 0	0- 0	HOME	1- 0	1- 0	2- 0				
1- 3	0- 0	0- 2	AWAY	0- 0	0- 0	1- 1				
0- 2	0- 0	0- 2	NEUTRAL	0- 0	0- 0	0- 0				
0- 0	0- 0	0- 0	CONFERENCE	0- 0	0- 0	0- 0				
0- 0	0- 0	0- 0	HOME	0- 0	0- 0	0- 0				
0- 0	0- 0	0- 0	AWAY	0- 0	0- 0	0- 0				
0- 0	0- 0	0- 0	NEUTRAL	0- 0	0- 0	0- 0				

RPI 1-25				RPI 26-50				RPI 51-100				RPI 101+				Team's RPI: 112	
RPI	S	Opponent	Score	RPI	S	Opponent	Score	RPI	S	Opponent	Score	RPI	S	Opponent	Score		
				32	N	Virginia Tech	58 60	83	H	Middle Tenn.	68 57	101	H	UCF	72 37		
				37	A	Arkansas	60 91					243	H	Northern Ky.	62 45		
				44	N	Maryland	26 90					254	A	Toledo	48 53		
				45	A	Western Ky.	46 77					280	H	Chattanooga	63 50		
												311	A	Lipscomb	69 68		
LAST 10 Division I																	
				254	A	Toledo	48 53	83	H	Middle Tenn.	68 57						
				44	N	Maryland	26 90	311	A	Lipscomb	69 68						
				32	N	Virginia Tech	58 60	45	A	Western Ky.	46 77						
				37	A	Arkansas	60 91	101	H	UCF	72 37						
				243	H	Northern Ky.	62 45	280	H	Chattanooga	63 50						

Non-Div I Games:

Belmont

■ Loss, 
 ■ Non-Conf, 
 ■ S Site, 
 ■ H Home 
 ■ A Away 
 N Neutral



Average RPI Win:	290	WON-LOST	WINNING	LAST 10	STRENGTH OF	OPP. STRENGTH	TEAM	ADJ.	CONF.	ADJ CONF.
Average RPI Loss:	89	RECORD	PCT. RANK	GAMES	SCHEDULE	OF SCHEDULE	RPI	RPI	RPI	RPI
DIV. I ONLY	4- 3	135	4-3	286	213	183	183	31	31	
DIV. I NON-CONF.	4- 3	136	4-3	285	213	179	179	31	31	
TOTALS	RPI 1-25	RPI 26-50	W-L RECORDS	RPI 51-100	RPI 101-150	RPI 150+				
4- 3	0- 0	0- 0	OVERALL	0- 2	0- 1	4- 0				
1- 1	0- 0	0- 0	HOME	0- 1	0- 0	1- 0				
3- 2	0- 0	0- 0	AWAY	0- 1	0- 1	3- 0				
0- 0	0- 0	0- 0	NEUTRAL	0- 0	0- 0	0- 0				
4- 3	0- 0	0- 0	NON-CONFERENCE	0- 2	0- 1	4- 0				
1- 1	0- 0	0- 0	HOME	0- 1	0- 0	1- 0				
3- 2	0- 0	0- 0	AWAY	0- 1	0- 1	3- 0				
0- 0	0- 0	0- 0	NEUTRAL	0- 0	0- 0	0- 0				
0- 0	0- 0	0- 0	CONFERENCE	0- 0	0- 0	0- 0				
0- 0	0- 0	0- 0	HOME	0- 0	0- 0	0- 0				
0- 0	0- 0	0- 0	AWAY	0- 0	0- 0	0- 0				
0- 0	0- 0	0- 0	NEUTRAL	0- 0	0- 0	0- 0				

RPI 1-25				RPI 26-50				RPI 51-100				RPI 101+				Team's RPI: 183	
RPI	S	Opponent	Score	RPI	S	Opponent	Score	RPI	S	Opponent	Score	RPI	S	Opponent	Score		
								75	A	Alabama	49	60	108	A	Auburn	56	74
								84	H	Troy	62	68	218	A	Jacksonville	53	52
													290	H	Ga. Southern	75	57
													320	A	FIU	65	60
													332	A	Charleston So.	81	41
LAST 10 Division I																	
				218	A	Jacksonville	53	52	75	A	Alabama	49	60				
				84	H	Troy	62	68	108	A	Auburn	56	74				
				332	A	Charleston So.	81	41									
				290	H	Ga. Southern	75	57									
				320	A	FIU	65	60									

Non-Div I Games: Edward Waters 79 46 Palm Beach Atl. 68 45

Bethune-Cookman

Loss, Non-Conf, S Site, H Home A Away N Neutral



Binghamton

Through Games Of Dec. 17, 2019

Average RPI Win:	236	WON-LOST	WINNING	LAST 10	STRENGTH OF	OPP. STRENGTH	TEAM	ADJ.	CONF.	ADJ CONF.
Average RPI Loss:	43	RECORD	PCT. RANK	GAMES	SCHEDULE	OF SCHEDULE	RPI	RPI	RPI	RPI
DIV. I ONLY	8- 1	27	8-1	324	38	89	89	27	27	
DIV. I NON-CONF.	8- 1	27	8-1	325	38	90	90	27	27	
TOTALS	RPI 1-25	RPI 26-50	W-L RECORDS	RPI 51-100	RPI 101-150	RPI 150+				
8- 1	0- 0	0- 1	OVERALL	0- 0	0- 0	8- 0				
4- 0	0- 0	0- 0	HOME	0- 0	0- 0	4- 0				
4- 1	0- 0	0- 1	AWAY	0- 0	0- 0	4- 0				
0- 0	0- 0	0- 0	NEUTRAL	0- 0	0- 0	0- 0				
8- 1	0- 0	0- 1	NON-CONFERENCE	0- 0	0- 0	8- 0				
4- 0	0- 0	0- 0	HOME	0- 0	0- 0	4- 0				
4- 1	0- 0	0- 1	AWAY	0- 0	0- 0	4- 0				
0- 0	0- 0	0- 0	NEUTRAL	0- 0	0- 0	0- 0				
0- 0	0- 0	0- 0	CONFERENCE	0- 0	0- 0	0- 0				
0- 0	0- 0	0- 0	HOME	0- 0	0- 0	0- 0				
0- 0	0- 0	0- 0	AWAY	0- 0	0- 0	0- 0				
0- 0	0- 0	0- 0	NEUTRAL	0- 0	0- 0	0- 0				

RPI 1-25			RPI 26-50			RPI 51-100			RPI 101+		
RPI	S	Opponent	Score	RPI	S	Opponent	Score	RPI	S	Opponent	Score
				43	A	Miami (FL)	56 79				
								156	A	Cornell	59 56
								202	H	Eastern Mich.	78 67
								213	A	Siena	89 62
								232	A	Delaware St.	75 66
								233	H	Niagara	74 55
								234	H	Lafayette	74 64
								278	H	St. Bonaventure	78 67
								342	A	Fairleigh Dickinson	60 48
LAST 10 Division I											
232	A	Delaware St.	75 66	43	A	Miami (FL)	56 79				
233	H	Niagara	74 55	156	A	Cornell	59 56				
234	H	Lafayette	74 64	202	H	Eastern Mich.	78 67				
213	A	Siena	89 62	278	H	St. Bonaventure	78 67				
				342	A	Fairleigh Dickinson	60 48				

Non-Div I Games: Bloomsburg 70 45

Binghamton

Loss, Non-Conf, S Site, H Home A Away N Neutral



Average RPI Win:	209	WON-LOST	WINNING	LAST 10	STRENGTH OF	OPP. STRENGTH	TEAM	ADJ.	CONF.	ADJ CONF.
Average RPI Loss:	26	RECORD	PCT. RANK	GAMES	SCHEDULE	OF SCHEDULE	RPI	RPI	RPI	RPI
DIV. I ONLY	7- 4	103	6-4	69	84	66	66	22	22	
DIV. I NON-CONF.	5- 4	142	4-4	69	42	84	84	22	22	
TOTALS	RPI 1-25	RPI 26-50	W-L RECORDS	RPI 51-100	RPI 101-150	RPI 150+				
7- 4	0- 3	0- 0	OVERALL	0- 1	2- 0	5- 0				
4- 2	0- 1	0- 0	HOME	0- 1	2- 0	2- 0				
3- 2	0- 2	0- 0	AWAY	0- 0	0- 0	3- 0				
0- 0	0- 0	0- 0	NEUTRAL	0- 0	0- 0	0- 0				
5- 4	0- 3	0- 0	NON-CONFERENCE	0- 1	1- 0	4- 0				
3- 2	0- 1	0- 0	HOME	0- 1	1- 0	2- 0				
2- 2	0- 2	0- 0	AWAY	0- 0	0- 0	2- 0				
0- 0	0- 0	0- 0	NEUTRAL	0- 0	0- 0	0- 0				
2- 0	0- 0	0- 0	CONFERENCE	0- 0	1- 0	1- 0				
1- 0	0- 0	0- 0	HOME	0- 0	1- 0	0- 0				
1- 0	0- 0	0- 0	AWAY	0- 0	0- 0	1- 0				
0- 0	0- 0	0- 0	NEUTRAL	0- 0	0- 0	0- 0				

RPI 1-25				RPI 26-50				RPI 51-100				Team's RPI: 66	RPI 101+			
RPI	S	Opponent	Score	RPI	S	Opponent	Score	RPI	S	Opponent	Score		RPI	S	Opponent	Score
3	H	Missouri St.	69 72					81	H	Washington St.	68 80		116	H	New Mexico	83 82
5	A	Louisville	82 98										141	H	Portland St.	82 57
16	A	TCU	65 77										175	A	UAB	83 81
													182	H	BYU	66 55
													223	A	Eastern Wash.	63 61
													282	A	Colorado St.	72 69
													347	H	Utah Valley	77 69
LAST 10 Division I																
223	A	Eastern Wash.	63 61	182	H	BYU	66 55									
5	A	Louisville	82 98	282	A	Colorado St.	72 69									
81	H	Washington St.	68 80	116	H	New Mexico	83 82									
175	A	UAB	83 81	16	A	TCU	65 77									
3	H	Missouri St.	69 72	347	H	Utah Valley	77 69									

Non-Div I Games: Lewis-Clark St. 88 34

Boise St.



Average RPI Win:	191	WON-LOST	WINNING	LAST 10	STRENGTH OF	OPP. STRENGTH	TEAM	ADJ.	CONF.	ADJ CONF.
Average RPI Loss:	40	RECORD	PCT. RANK	GAMES	SCHEDULE	OF SCHEDULE	RPI	RPI	RPI	RPI
DIV. I ONLY	6- 5	157	5-5	51	49	63	63	3	3	
DIV. I NON-CONF.	6- 4	121	5-4	58	91	57	57	3	3	
TOTALS	RPI 1-25	RPI 26-50	W-L RECORDS	RPI 51-100	RPI 101-150	RPI 150+				
6- 5	0- 1	0- 3	OVERALL	0- 1	1- 0	5- 0				
4- 0	0- 0	0- 0	HOME	0- 0	1- 0	3- 0				
1- 4	0- 1	0- 2	AWAY	0- 1	0- 0	1- 0				
1- 1	0- 0	0- 1	NEUTRAL	0- 0	0- 0	1- 0				
6- 4	0- 1	0- 2	NON-CONFERENCE	0- 1	1- 0	5- 0				
4- 0	0- 0	0- 0	HOME	0- 0	1- 0	3- 0				
1- 3	0- 1	0- 1	AWAY	0- 1	0- 0	1- 0				
1- 1	0- 0	0- 1	NEUTRAL	0- 0	0- 0	1- 0				
0- 1	0- 0	0- 1	CONFERENCE	0- 0	0- 0	0- 0				
0- 0	0- 0	0- 0	HOME	0- 0	0- 0	0- 0				
0- 1	0- 0	0- 1	AWAY	0- 0	0- 0	0- 0				
0- 0	0- 0	0- 0	NEUTRAL	0- 0	0- 0	0- 0				

RPI 1-25				RPI 26-50				RPI 51-100				Team's RPI: 63	RPI 101+			
RPI	S	Opponent	Score	RPI	S	Opponent	Score	RPI	S	Opponent	Score		RPI	S	Opponent	Score
8	A	Northwestern	63 66	26	A	Duke	73 85	85	A	Holy Cross	71 80		117	H	Rhode Island	66 55
				38	A	Providence	60 76						171	N	Tulane	89 76
				41	N	Charlotte	68 84						191	H	VCU	87 52
													206	H	St. Francis Brooklyn	106 69
													224	A	Boston U.	88 57
													237	H	UMass Lowell	89 46
LAST 10 Division I																
224	A	Boston U.	88 57	26	A	Duke	73 85									
117	H	Rhode Island	66 55	8	A	Northwestern	63 66									
38	A	Providence	60 76	171	N	Tulane	89 76									
85	A	Holy Cross	71 80	41	N	Charlotte	68 84									
206	H	St. Francis Brooklyn	106 69	191	H	VCU	87 52									

Non-Div I Games:

Boston College

■ Loss, 
 ■ Non-Conf, 
 ■ S Site, 
 ■ Home 
 ■ A Away 
 N Neutral



Average RPI Win:	292	WON-LOST	WINNING	LAST 10	STRENGTH OF	OPP. STRENGTH	TEAM	ADJ.	CONF.	ADJ CONF.
Average RPI Loss:	128	RECORD	PCT. RANK	GAMES	SCHEDULE	OF SCHEDULE	RPI	RPI	RPI	RPI
DIV. I ONLY	3- 6	234	3-6	161	291	224	224	13	13	
DIV. I NON-CONF.	3- 6	235	3-6	162	290	223	223	13	13	
TOTALS	RPI 1-25	RPI 26-50	W-L RECORDS	RPI 51-100	RPI 101-150	RPI 150+				
3- 6	0- 0	0- 0	OVERALL	0- 3	0- 1	3- 2				
0- 4	0- 0	0- 0	HOME	0- 2	0- 1	0- 1				
3- 2	0- 0	0- 0	AWAY	0- 1	0- 0	3- 1				
0- 0	0- 0	0- 0	NEUTRAL	0- 0	0- 0	0- 0				
3- 6	0- 0	0- 0	NON-CONFERENCE	0- 3	0- 1	3- 2				
0- 4	0- 0	0- 0	HOME	0- 2	0- 1	0- 1				
3- 2	0- 0	0- 0	AWAY	0- 1	0- 0	3- 1				
0- 0	0- 0	0- 0	NEUTRAL	0- 0	0- 0	0- 0				
0- 0	0- 0	0- 0	CONFERENCE	0- 0	0- 0	0- 0				
0- 0	0- 0	0- 0	HOME	0- 0	0- 0	0- 0				
0- 0	0- 0	0- 0	AWAY	0- 0	0- 0	0- 0				
0- 0	0- 0	0- 0	NEUTRAL	0- 0	0- 0	0- 0				

RPI 1-25				RPI 26-50				RPI 51-100				RPI 101+				Team's RPI: 224	
RPI	S	Opponent	Score	RPI	S	Opponent	Score	RPI	S	Opponent	Score	RPI	S	Opponent	Score		
								62	A	California	62	73	129	H	Harvard	39	66
								63	H	Boston College	57	88	159	H	Massachusetts	45	58
								95	H	Marist	75	89	229	A	Maine	62	49
													257	A	UC Davis	68	75
													310	A	Albany (NY)	60	58
													338	A	New Hampshire	78	64
LAST 10 Division I																	
				63	H	Boston College	57	88	159	H	Massachusetts	45	58				
				229	A	Maine	62	49	62	A	California	62	73				
				338	A	New Hampshire	78	64	257	A	UC Davis	68	75				
				95	H	Marist	75	89	129	H	Harvard	39	66				
									310	A	Albany (NY)	60	58				

Non-Div I Games:

Boston U.



## Bowling Green

Through Games Of Dec. 17, 2019

Average RPI Win:	233	WON-LOST	WINNING	LAST 10	STRENGTH OF	OPP. STRENGTH	TEAM	ADJ.	CONF.	ADJ CONF.
Average RPI Loss:	105	RECORD	PCT. RANK	GAMES	SCHEDULE	OF SCHEDULE	RPI	RPI	RPI	RPI
DIV. I ONLY	5- 4	140	5-4	73	293	93	93	11	11	
DIV. I NON-CONF.	5- 4	142	5-4	72	292	94	94	11	11	
TOTALS	RPI 1-25	RPI 26-50	W-L RECORDS	RPI 51-100	RPI 101-150	RPI 150+				
5- 4	0- 0	0- 0	OVERALL	0- 2	1- 2	4- 0				
2- 0	0- 0	0- 0	HOME	0- 0	1- 0	1- 0				
2- 2	0- 0	0- 0	AWAY	0- 1	0- 1	2- 0				
1- 2	0- 0	0- 0	NEUTRAL	0- 1	0- 1	1- 0				
5- 4	0- 0	0- 0	NON-CONFERENCE	0- 2	1- 2	4- 0				
2- 0	0- 0	0- 0	HOME	0- 0	1- 0	1- 0				
2- 2	0- 0	0- 0	AWAY	0- 1	0- 1	2- 0				
1- 2	0- 0	0- 0	NEUTRAL	0- 1	0- 1	1- 0				
0- 0	0- 0	0- 0	CONFERENCE	0- 0	0- 0	0- 0				
0- 0	0- 0	0- 0	HOME	0- 0	0- 0	0- 0				
0- 0	0- 0	0- 0	AWAY	0- 0	0- 0	0- 0				
0- 0	0- 0	0- 0	NEUTRAL	0- 0	0- 0	0- 0				

RPI 1-25				RPI 26-50				RPI 51-100				Team's RPI: 93	RPI 101+				
RPI	S	Opponent	Score	RPI	S	Opponent	Score	RPI	S	Opponent	Score		RPI	S	Opponent	Score	
								56	A	Loyola Chicago	76	84	131	N	San Francisco	56	64
								94	N	Green Bay	54	73	139	A	Valparaiso	90	95
													149	H	Cleveland St.	89	62
													204	A	Milwaukee	63	51
													209	N	California Baptist	98	60
													294	H	Morehead St.	79	65
													309	A	Marshall	82	69
LAST 10 Division I																	
				56	A	Loyola Chicago	76	84	309	A	Marshall	82	69				
				204	A	Milwaukee	63	51	209	N	California Baptist	98	60				
				294	H	Morehead St.	79	65	131	N	San Francisco	56	64				
				149	H	Cleveland St.	89	62	94	N	Green Bay	54	73				
									139	A	Valparaiso	90	95				

Non-Div I Games: Notre Dame (OH) 88 54

Bowling Green

■ Loss, 
 ■ Non-Conf, 
 ■ S Site, 
 ■ H Home 
 ■ A Away 
 N Neutral



Average RPI Win:	189	WON-LOST	WINNING	LAST 10	STRENGTH OF	OPP. STRENGTH	TEAM	ADJ.	CONF.	ADJ CONF.
Average RPI Loss:	47	RECORD	PCT. RANK	GAMES	SCHEDULE	OF SCHEDULE	RPI	RPI	RPI	RPI
DIV. I ONLY	7- 1	39	7-1	226	119	52	52	7	7	
DIV. I NON-CONF.	7- 1	39	7-1	225	118	52	52	7	7	
TOTALS	RPI 1-25	RPI 26-50	W-L RECORDS	RPI 51-100	RPI 101-150	RPI 150+				
7- 1	0- 0	1- 1	OVERALL	0- 0	1- 0	5- 0				
3- 0	0- 0	0- 0	HOME	0- 0	1- 0	2- 0				
2- 1	0- 0	0- 1	AWAY	0- 0	0- 0	2- 0				
2- 0	0- 0	1- 0	NEUTRAL	0- 0	0- 0	1- 0				
7- 1	0- 0	1- 1	NON-CONFERENCE	0- 0	1- 0	5- 0				
3- 0	0- 0	0- 0	HOME	0- 0	1- 0	2- 0				
2- 1	0- 0	0- 1	AWAY	0- 0	0- 0	2- 0				
2- 0	0- 0	1- 0	NEUTRAL	0- 0	0- 0	1- 0				
0- 0	0- 0	0- 0	CONFERENCE	0- 0	0- 0	0- 0				
0- 0	0- 0	0- 0	HOME	0- 0	0- 0	0- 0				
0- 0	0- 0	0- 0	AWAY	0- 0	0- 0	0- 0				
0- 0	0- 0	0- 0	NEUTRAL	0- 0	0- 0	0- 0				

RPI 1-25				RPI 26-50				RPI 51-100				Team's RPI: 52	RPI 101+			
RPI	S	Opponent	Score	RPI	S	Opponent	Score	RPI	S	Opponent	Score		RPI	S	Opponent	Score
				46	N	Richmond	61 57						133	H	Miami (OH)	79 68
				47	A	Michigan	57 77						172	N	George Mason	61 59
													187	A	Western Ill.	84 49
													247	A	Oakland	74 58
													266	H	Jackson St.	78 69
													271	H	North Dakota St.	70 64
LAST 10 Division I																
				266	H	Jackson St.	78 69			172	N	George Mason	61 59			
				271	H	North Dakota St.	70 64			133	H	Miami (OH)	79 68			
				46	N	Richmond	61 57			187	A	Western Ill.	84 49			
										47	A	Michigan	57 77			
										247	A	Oakland	74 58			

Non-Div I Games: Eureka 101 39

Bradley



Average RPI Win:	302	WON-LOST	WINNING	LAST 10	STRENGTH OF	OPP. STRENGTH	TEAM	ADJ.	CONF.	ADJ CONF.
Average RPI Loss:	180	RECORD	PCT. RANK	GAMES	SCHEDULE	OF SCHEDULE	RPI	RPI	RPI	RPI
DIV. I ONLY	4- 6	208	4-6	338	231	315	315	8	8	
DIV. I NON-CONF.	4- 6	208	4-6	339	231	315	315	8	8	
TOTALS	RPI 1-25	RPI 26-50	W-L RECORDS	RPI 51-100	RPI 101-150	RPI 150+				
4- 6	0- 0	0- 0	OVERALL	0- 1	0- 2	4- 3				
1- 3	0- 0	0- 0	HOME	0- 1	0- 1	1- 1				
3- 2	0- 0	0- 0	AWAY	0- 0	0- 0	3- 2				
0- 1	0- 0	0- 0	NEUTRAL	0- 0	0- 1	0- 0				
4- 6	0- 0	0- 0	NON-CONFERENCE	0- 1	0- 2	4- 3				
1- 3	0- 0	0- 0	HOME	0- 1	0- 1	1- 1				
3- 2	0- 0	0- 0	AWAY	0- 0	0- 0	3- 2				
0- 1	0- 0	0- 0	NEUTRAL	0- 0	0- 1	0- 0				
0- 0	0- 0	0- 0	CONFERENCE	0- 0	0- 0	0- 0				
0- 0	0- 0	0- 0	HOME	0- 0	0- 0	0- 0				
0- 0	0- 0	0- 0	AWAY	0- 0	0- 0	0- 0				
0- 0	0- 0	0- 0	NEUTRAL	0- 0	0- 0	0- 0				

RPI S	Opponent	Score	RPI S	Opponent	Score	RPI S	Opponent	Score	RPI S	Opponent	Score	Team's RPI: 315
						85	H Holy Cross	71 83	117	N Rhode Island	44 89	
									126	H Merrimack	57 72	
									159	A Massachusetts	42 95	
									229	H Maine	76 70	
									291	A Longwood	76 86	
									302	A Bryant	56 50	
									302	H Bryant	44 45	
									337	A Central Conn. St.	83 73	
									338	A New Hampshire	76 68	
LAST 10 Division I												
302	A Bryant	56 50	159	A Massachusetts	42 95							
117	N Rhode Island	44 89	291	A Longwood	76 86							
85	H Holy Cross	71 83	337	A Central Conn. St.	83 73							
126	H Merrimack	57 72	229	H Maine	76 70							
338	A New Hampshire	76 68	302	H Bryant	44 45							

Non-Div I Games:

Brown

■ Loss, 
 ■ Non-Conf, 
 ■ S Site, 
 ■ H Home 
 ■ A Away 
 N Neutral



Average RPI Win:	315	WON-LOST	WINNING	LAST 10	STRENGTH OF	OPP. STRENGTH	TEAM	ADJ.	CONF.	ADJ CONF.
Average RPI Loss:	181	RECORD	PCT. RANK	GAMES	SCHEDULE	OF SCHEDULE	RPI	RPI	RPI	RPI
DIV. I ONLY	1- 8	325	1-8	169	329	302	302	29	29	
DIV. I NON-CONF.	1- 8	325	1-8	170	329	302	302	29	29	
TOTALS	RPI 1-25	RPI 26-50	W-L RECORDS	RPI 51-100	RPI 101-150	RPI 150+				
1- 8	0- 0	0- 2	OVERALL	0- 1	0- 0	1- 5				
0- 4	0- 0	0- 1	HOME	0- 0	0- 0	0- 3				
1- 4	0- 0	0- 1	AWAY	0- 1	0- 0	1- 2				
0- 0	0- 0	0- 0	NEUTRAL	0- 0	0- 0	0- 0				
1- 8	0- 0	0- 2	NON-CONFERENCE	0- 1	0- 0	1- 5				
0- 4	0- 0	0- 1	HOME	0- 0	0- 0	0- 3				
1- 4	0- 0	0- 1	AWAY	0- 1	0- 0	1- 2				
0- 0	0- 0	0- 0	NEUTRAL	0- 0	0- 0	0- 0				
0- 0	0- 0	0- 0	CONFERENCE	0- 0	0- 0	0- 0				
0- 0	0- 0	0- 0	HOME	0- 0	0- 0	0- 0				
0- 0	0- 0	0- 0	AWAY	0- 0	0- 0	0- 0				
0- 0	0- 0	0- 0	NEUTRAL	0- 0	0- 0	0- 0				

RPI S	Opponent	Score	RPI S	Opponent	Score	RPI S	Opponent	Score	RPI S	Opponent	Score	Team's RPI: 302
38	H Providence	32 76	42	A Minnesota	56 101	85	A Holy Cross	75 87	152	A Illinois	55 69	
									237	H UMass Lowell	35 55	
									244	A Vermont	66 71	
									315	A Brown	45 44	
									315	H Brown	50 56	
									338	H New Hampshire	56 68	
LAST 10 Division I												
315	H Brown	50 56	85	A Holy Cross	75 87	244	A Vermont	66 71	338	H New Hampshire	56 68	
38	H Providence	32 76	315	A Brown	45 44							
237	H UMass Lowell	35 55										
42	A Minnesota	56 101										
152	A Illinois	55 69										

Non-Div I Games:

Bryant



Average RPI Win:	167	WON-LOST	WINNING	LAST 10	STRENGTH OF	OPP. STRENGTH	TEAM	ADJ.	CONF.	ADJ CONF.
Average RPI Loss:	102	RECORD	PCT. RANK	GAMES	SCHEDULE	OF SCHEDULE	RPI	RPI	RPI	RPI
DIV. I ONLY	6- 3	88	6-3	238	6	107	107	13	13	
DIV. I NON-CONF.	6- 3	86	6-3	238	6	108	108	13	13	
TOTALS	RPI 1-25	RPI 26-50	W-L RECORDS	RPI 51-100	RPI 101-150	RPI 150+				
6- 3	0- 1	0- 0	OVERALL	1- 1	2- 0	3- 1				
3- 1	0- 0	0- 0	HOME	1- 1	1- 0	1- 0				
1- 2	0- 1	0- 0	AWAY	0- 0	0- 0	1- 1				
2- 0	0- 0	0- 0	NEUTRAL	0- 0	1- 0	1- 0				
6- 3	0- 1	0- 0	NON-CONFERENCE	1- 1	2- 0	3- 1				
3- 1	0- 0	0- 0	HOME	1- 1	1- 0	1- 0				
1- 2	0- 1	0- 0	AWAY	0- 0	0- 0	1- 1				
2- 0	0- 0	0- 0	NEUTRAL	0- 0	1- 0	1- 0				
0- 0	0- 0	0- 0	CONFERENCE	0- 0	0- 0	0- 0				
0- 0	0- 0	0- 0	HOME	0- 0	0- 0	0- 0				
0- 0	0- 0	0- 0	AWAY	0- 0	0- 0	0- 0				
0- 0	0- 0	0- 0	NEUTRAL	0- 0	0- 0	0- 0				

RPI 1-25				RPI 26-50				RPI 51-100				RPI 101+ Team's RPI: 107			
RPI	S	Opponent	Score	RPI	S	Opponent	Score	RPI	S	Opponent	Score	RPI	S	Opponent	Score
23	A	Virginia	60 84					61	H	Drexel	60 49	134	N	Cincinnati	56 48
								67	H	Temple	61 72	144	H	Monmouth	71 37
												172	A	George Mason	64 51
												212	N	Howard	70 60
												215	A	Quinnipiac	69 76
												278	H	St. Bonaventure	68 60
LAST 10 Division I															
172	A	George Mason	64 51	61	H	Drexel	60 49								
134	N	Cincinnati	56 48	278	H	St. Bonaventure	68 60								
212	N	Howard	70 60	144	H	Monmouth	71 37								
67	H	Temple	61 72	23	A	Virginia	60 84								
215	A	Quinnipiac	69 76												

Non-Div I Games:

Bucknell

■ Loss, 
 ■ Non-Conf, S Site, 
 ■ Home 
 ■ Away 
 N Neutral



## Buffalo

Through Games Of Dec. 17, 2019

Average RPI Win:	220	WON-LOST	WINNING	LAST 10	STRENGTH OF	OPP. STRENGTH	TEAM	ADJ.	CONF.	ADJ CONF.
Average RPI Loss:	83	RECORD	PCT. RANK	GAMES	SCHEDULE	OF SCHEDULE	RPI	RPI	RPI	RPI
DIV. I ONLY	8- 2	46	8-2	230	142	68	68	11	11	
DIV. I NON-CONF.	8- 2	46	8-2	229	141	66	66	11	11	
TOTALS	RPI 1-25	RPI 26-50	W-L RECORDS	RPI 51-100	RPI 101-150	RPI 150+				
8- 2	0- 1	0- 0	OVERALL	1- 0	1- 0	6- 1				
4- 0	0- 0	0- 0	HOME	0- 0	1- 0	3- 0				
2- 2	0- 1	0- 0	AWAY	0- 0	0- 0	2- 1				
2- 0	0- 0	0- 0	NEUTRAL	1- 0	0- 0	1- 0				
8- 2	0- 1	0- 0	NON-CONFERENCE	1- 0	1- 0	6- 1				
4- 0	0- 0	0- 0	HOME	0- 0	1- 0	3- 0				
2- 2	0- 1	0- 0	AWAY	0- 0	0- 0	2- 1				
2- 0	0- 0	0- 0	NEUTRAL	1- 0	0- 0	1- 0				
0- 0	0- 0	0- 0	CONFERENCE	0- 0	0- 0	0- 0				
0- 0	0- 0	0- 0	HOME	0- 0	0- 0	0- 0				
0- 0	0- 0	0- 0	AWAY	0- 0	0- 0	0- 0				
0- 0	0- 0	0- 0	NEUTRAL	0- 0	0- 0	0- 0				

RPI 1-25				RPI 26-50				RPI 51-100 Team's RPI: 68				RPI 101+			
RPI	S	Opponent	Score	RPI	S	Opponent	Score	RPI	S	Opponent	Score	RPI	S	Opponent	Score
2	A	Stanford	69 88					61	N	Drexel	63 59	124	H	Dayton	67 59
												160	H	Columbia	82 75
												163	A	San Jose St.	88 95
												233	A	Niagara	81 67
												245	N	American	73 55
												278	A	St. Bonaventure	46 36
												323	H	Canisius	71 55
												337	H	Central Conn. St.	61 56
LAST 10 Division I															
245	N	American	73 55	124	H	Dayton	67 59								
61	N	Drexel	63 59	278	A	St. Bonaventure	46 36								
2	A	Stanford	69 88	323	H	Canisius	71 55								
163	A	San Jose St.	88 95	233	A	Niagara	81 67								
160	H	Columbia	82 75	337	H	Central Conn. St.	61 56								

Non-Div I Games:

Buffalo

■ Loss, 
 ■ Non-Conf, 
 ■ S Site, 
 ■ H Home 
 ■ A Away 
 N Neutral



Average RPI Win:	190	WON-LOST	WINNING	LAST 10	STRENGTH OF	OPP. STRENGTH	TEAM	ADJ.	CONF.	ADJ CONF.
Average RPI Loss:	62	RECORD	PCT. RANK	GAMES	SCHEDULE	OF SCHEDULE	RPI	RPI	RPI	RPI
DIV. I ONLY	7- 3	74	7-3	127	69	92	92	6	6	
DIV. I NON-CONF.	7- 3	75	7-3	125	69	93	93	6	6	
TOTALS	RPI 1-25	RPI 26-50	W-L RECORDS	RPI 51-100	RPI 101-150	RPI 150+				
7- 3	0- 1	0- 1	OVERALL	2- 0	1- 1	4- 0				
6- 1	0- 1	0- 0	HOME	1- 0	1- 0	4- 0				
0- 1	0- 0	0- 0	AWAY	0- 0	0- 1	0- 0				
1- 1	0- 0	0- 1	NEUTRAL	1- 0	0- 0	0- 0				
7- 3	0- 1	0- 1	NON-CONFERENCE	2- 0	1- 1	4- 0				
6- 1	0- 1	0- 0	HOME	1- 0	1- 0	4- 0				
0- 1	0- 0	0- 0	AWAY	0- 0	0- 1	0- 0				
1- 1	0- 0	0- 1	NEUTRAL	1- 0	0- 0	0- 0				
0- 0	0- 0	0- 0	CONFERENCE	0- 0	0- 0	0- 0				
0- 0	0- 0	0- 0	HOME	0- 0	0- 0	0- 0				
0- 0	0- 0	0- 0	AWAY	0- 0	0- 0	0- 0				
0- 0	0- 0	0- 0	NEUTRAL	0- 0	0- 0	0- 0				

RPI 1-25				RPI 26-50				RPI 51-100 Team's RPI: 92				RPI 101+			
RPI	S	Opponent	Score	RPI	S	Opponent	Score	RPI	S	Opponent	Score	RPI	S	Opponent	Score
11	H	Indiana	53 64	49	N	Georgia	36 69	82	H	IUPUI	64 61	127	A	Ball St.	70 74
								99	N	Ohio	60 55	137	H	Akron	76 55
												186	H	Eastern Ky.	73 41
												210	H	Wagner	74 58
												295	H	High Point	74 52
												322	H	Detroit Mercy	82 60
LAST 10 Division I															
137	H	Akron	76 55	295	H	High Point	74 52								
99	N	Ohio	60 55	11	H	Indiana	53 64								
49	N	Georgia	36 69	186	H	Eastern Ky.	73 41								
127	A	Ball St.	70 74	322	H	Detroit Mercy	82 60								
82	H	IUPUI	64 61	210	H	Wagner	74 58								

Non-Div I Games:

Butler



CSU Bakersfield

Through Games Of Dec. 17, 2019

Average RPI Win:	199	WON-LOST	WINNING	LAST 10	STRENGTH OF	OPP. STRENGTH	TEAM	ADJ.	CONF.	ADJ CONF.
Average RPI Loss:	72	RECORD	PCT. RANK	GAMES	SCHEDULE	OF SCHEDULE	RPI	RPI	RPI	RPI

DIV. I ONLY	5- 3	111	5-3	66	172	76	76	32	32
DIV. I NON-CONF.	5- 3	108	5-3	66	172	76	76	32	32
TOTALS	RPI 1-25	RPI 26-50	W-L RECORDS	RPI 51-100	RPI 101-150	RPI 150+			
5- 3	0- 1	1- 0	OVERALL	0- 1	0- 1	4- 0			
5- 0	0- 0	1- 0	HOME	0- 0	0- 0	4- 0			
0- 3	0- 1	0- 0	AWAY	0- 1	0- 1	0- 0			
0- 0	0- 0	0- 0	NEUTRAL	0- 0	0- 0	0- 0			
5- 3	0- 1	1- 0	NON-CONFERENCE	0- 1	0- 1	4- 0			
5- 0	0- 0	1- 0	HOME	0- 0	0- 0	4- 0			
0- 3	0- 1	0- 0	AWAY	0- 1	0- 1	0- 0			
0- 0	0- 0	0- 0	NEUTRAL	0- 0	0- 0	0- 0			
0- 0	0- 0	0- 0	CONFERENCE	0- 0	0- 0	0- 0			
0- 0	0- 0	0- 0	HOME	0- 0	0- 0	0- 0			
0- 0	0- 0	0- 0	AWAY	0- 0	0- 0	0- 0			
0- 0	0- 0	0- 0	NEUTRAL	0- 0	0- 0	0- 0			

RPI 1-25				RPI 26-50				RPI 51-100				Team's RPI: 76	RPI 101+			
RPI	S	Opponent	Score	RPI	S	Opponent	Score	RPI	S	Opponent	Score		RPI	S	Opponent	Score
9	A	Gonzaga	48 92	36	H	Pacific	80 70	98	A	Wright St.	60 65		110	A	Washington	49 80
													163	H	San Jose St.	75 71
													195	H	North Texas	61 52
													276	H	UC Santa Barbara	66 62
													324	H	N.C. Central	80 71
LAST 10 Division I																
				324	H	N.C. Central	80 71						276	H	UC Santa Barbara	66 62
				163	H	San Jose St.	75 71						36	H	Pacific	80 70
				195	H	North Texas	61 52						110	A	Washington	49 80
				98	A	Wright St.	60 65									
				9	A	Gonzaga	48 92									

Non-Div I Games: Fresno Pacific 95 64 Westcliff 100 44 Cal St. Dom. Hills 83 74

CSU Bakersfield

Loss, Non-Conf, S Site, H Home A Away N Neutral



Average RPI Win:	244	WON-LOST	WINNING	LAST 10	STRENGTH OF	OPP. STRENGTH	TEAM	ADJ.	CONF.	ADJ CONF.
Average RPI Loss:	106	RECORD	PCT. RANK	GAMES	SCHEDULE	OF SCHEDULE	RPI	RPI	RPI	RPI
DIV. I ONLY	3- 7	244	3-7	162	93	226	226	24	24	
DIV. I NON-CONF.	3- 7	245	3-7	163	94	225	225	24	24	
TOTALS	RPI 1-25	RPI 26-50	W-L RECORDS	RPI 51-100	RPI 101-150	RPI 150+				
3- 7	0- 1	0- 1	OVERALL	0- 2	0- 1	3- 2				
1- 3	0- 1	0- 1	HOME	0- 1	0- 0	1- 0				
1- 3	0- 0	0- 0	AWAY	0- 1	0- 1	1- 1				
1- 1	0- 0	0- 0	NEUTRAL	0- 0	0- 0	1- 1				
3- 7	0- 1	0- 1	NON-CONFERENCE	0- 2	0- 1	3- 2				
1- 3	0- 1	0- 1	HOME	0- 1	0- 0	1- 0				
1- 3	0- 0	0- 0	AWAY	0- 1	0- 1	1- 1				
1- 1	0- 0	0- 0	NEUTRAL	0- 0	0- 0	1- 1				
0- 0	0- 0	0- 0	CONFERENCE	0- 0	0- 0	0- 0				
0- 0	0- 0	0- 0	HOME	0- 0	0- 0	0- 0				
0- 0	0- 0	0- 0	AWAY	0- 0	0- 0	0- 0				
0- 0	0- 0	0- 0	NEUTRAL	0- 0	0- 0	0- 0				

RPI 1-25				RPI 26-50				RPI 51-100				RPI 101+ Team's RPI: 226			
RPI	S	Opponent	Score	RPI	S	Opponent	Score	RPI	S	Opponent	Score	RPI	S	Opponent	Score
23	H	Virginia	47 72	27	H	UCLA	44 58	79	H	Southern California	53 69	131	A	San Francisco	61 79
								81	A	Washington St.	61 71	168	H	Portland	73 64
												194	N	SMU	58 68
												209	A	California Baptist	56 64
												252	N	Indiana St.	67 59
												313	A	LMU (CA)	56 54
LAST 10 Division I															
81	A	Washington St.	61 71	27	H	UCLA	44 58	313	A	LMU (CA)	56 54	194	N	SMU	58 68
168	H	Portland	73 64	313	A	LMU (CA)	56 54	252	N	Indiana St.	67 59	79	H	Southern California	53 69
131	A	San Francisco	61 79	23	H	Virginia	47 72								
23	H	Virginia	47 72	209	A	California Baptist	56 64								

Non-Div I Games:

CSUN

■ Loss, 
 ■ Non-Conf, 
 S Site, 
 ■ Home 
 ■ Away 
 N Neutral



Average RPI Win:	254	WON-LOST	WINNING	LAST 10	STRENGTH OF	OPP. STRENGTH	TEAM	ADJ.	CONF.	ADJ CONF.
Average RPI Loss:	171	RECORD	PCT. RANK	GAMES	SCHEDULE	OF SCHEDULE	RPI	RPI	RPI	RPI
DIV. I ONLY	2- 6	270	2-6	222	267	305	305	24	24	
DIV. I NON-CONF.	2- 6	269	2-6	221	268	305	305	24	24	
TOTALS	RPI 1-25	RPI 26-50	W-L RECORDS	RPI 51-100	RPI 101-150	RPI 150+				
2- 6	0- 0	0- 0	OVERALL	0- 2	0- 1	2- 3				
2- 2	0- 0	0- 0	HOME	0- 1	0- 0	2- 1				
0- 4	0- 0	0- 0	AWAY	0- 1	0- 1	0- 2				
0- 0	0- 0	0- 0	NEUTRAL	0- 0	0- 0	0- 0				
2- 6	0- 0	0- 0	NON-CONFERENCE	0- 2	0- 1	2- 3				
2- 2	0- 0	0- 0	HOME	0- 1	0- 0	2- 1				
0- 4	0- 0	0- 0	AWAY	0- 1	0- 1	0- 2				
0- 0	0- 0	0- 0	NEUTRAL	0- 0	0- 0	0- 0				
0- 0	0- 0	0- 0	CONFERENCE	0- 0	0- 0	0- 0				
0- 0	0- 0	0- 0	HOME	0- 0	0- 0	0- 0				
0- 0	0- 0	0- 0	AWAY	0- 0	0- 0	0- 0				
0- 0	0- 0	0- 0	NEUTRAL	0- 0	0- 0	0- 0				

RPI 1-25				RPI 26-50				RPI 51-100				RPI 101+				Team's RPI: 305	
RPI	S	Opponent	Score	RPI	S	Opponent	Score	RPI	S	Opponent	Score	RPI	S	Opponent	Score		
								70	A	Arizona St.	41	66	147	A	Saint Mary's (CA)	67	84
								78	H	Old Dominion	55	61	164	H	Lamar University	57	56
													170	H	Fresno St.	52	79
													262	A	Denver	66	96
													298	A	Pepperdine	53	63
													343	H	Sacramento St.	62	43
LAST 10 Division I																	
343	H	Sacramento St.	62	43	147	A	Saint Mary's (CA)	67	84								
262	A	Denver	66	96	164	H	Lamar University	57	56								
298	A	Pepperdine	53	63	78	H	Old Dominion	55	61								
170	H	Fresno St.	52	79	70	A	Arizona St.	41	66								

Non-Div I Games:

Cal Poly

■ Loss, 
 ■ Non-Conf, 
 ■ S Site, 
 ■ H Home 
 ■ A Away 
 N Neutral



Average RPI Win:	252	WON-LOST	WINNING	LAST 10	STRENGTH OF	OPP. STRENGTH	TEAM	ADJ.	CONF.	ADJ CONF.
Average RPI Loss:	204	RECORD	PCT. RANK	GAMES	SCHEDULE	OF SCHEDULE	RPI	RPI	RPI	RPI
DIV. I ONLY	6- 5	157	6-4	312	227	225	225	24	24	
DIV. I NON-CONF.	6- 5	160	6-4	312	227	224	224	24	24	
TOTALS	RPI 1-25	RPI 26-50	W-L RECORDS	RPI 51-100	RPI 101-150	RPI 150+				
6- 5	0- 0	0- 0	OVERALL	0- 0	0- 1	6- 4				
2- 2	0- 0	0- 0	HOME	0- 0	0- 0	2- 2				
4- 3	0- 0	0- 0	AWAY	0- 0	0- 1	4- 2				
0- 0	0- 0	0- 0	NEUTRAL	0- 0	0- 0	0- 0				
6- 5	0- 0	0- 0	NON-CONFERENCE	0- 0	0- 1	6- 4				
2- 2	0- 0	0- 0	HOME	0- 0	0- 0	2- 2				
4- 3	0- 0	0- 0	AWAY	0- 0	0- 1	4- 2				
0- 0	0- 0	0- 0	NEUTRAL	0- 0	0- 0	0- 0				
0- 0	0- 0	0- 0	CONFERENCE	0- 0	0- 0	0- 0				
0- 0	0- 0	0- 0	HOME	0- 0	0- 0	0- 0				
0- 0	0- 0	0- 0	AWAY	0- 0	0- 0	0- 0				
0- 0	0- 0	0- 0	NEUTRAL	0- 0	0- 0	0- 0				

RPI 1-25			RPI 26-50			RPI 51-100			RPI 101+			Team's RPI: 225
RPI	S	Opponent	Score	RPI	S	Opponent	Score	RPI	S	Opponent	Score	
								131	A	San Francisco	63	71
								177	A	Southern Utah	63	79
								179	H	Montana	69	71
								209	H	California Baptist	97	93
								211	A	San Diego	72	67
								216	H	Utah St.	83	62
								217	H	Delaware	55	72
								279	A	Grand Canyon	80	70
								283	A	UNLV	64	58
								313	A	LMU (CA)	79	74
								316	A	San Diego St.	45	55
LAST 10 Division I												
209	H	California Baptist	97	93	211	A	San Diego	72	67			
216	H	Utah St.	83	62	131	A	San Francisco	63	71			
316	A	San Diego St.	45	55	179	H	Montana	69	71			
313	A	LMU (CA)	79	74	217	H	Delaware	55	72			
283	A	UNLV	64	58	279	A	Grand Canyon	80	70			

Non-Div I Games:

Cal St. Fullerton

■ Loss, 
 ■ Non-Conf, 
 ■ S Site, 
 ■ H Home 
 ■ A Away 
 N Neutral



## California

Through Games Of Dec. 17, 2019

Average RPI Win:	220	WON-LOST	WINNING	LAST 10	STRENGTH OF	OPP. STRENGTH	TEAM	ADJ.	CONF.	ADJ CONF.
Average RPI Loss:	65	RECORD	PCT. RANK	GAMES	SCHEDULE	OF SCHEDULE	RPI	RPI	RPI	RPI
DIV. I ONLY	7- 2	55	7-2	180	122	62	62	1	1	
DIV. I NON-CONF.	7- 2	55	7-2	180	121	63	63	1	1	
TOTALS	RPI 1-25	RPI 26-50	W-L RECORDS	RPI 51-100	RPI 101-150	RPI 150+				
7- 2	0- 1	1- 0	OVERALL	0- 0	1- 1	5- 0				
6- 0	0- 0	1- 0	HOME	0- 0	1- 0	4- 0				
1- 2	0- 1	0- 0	AWAY	0- 0	0- 1	1- 0				
0- 0	0- 0	0- 0	NEUTRAL	0- 0	0- 0	0- 0				
7- 2	0- 1	1- 0	NON-CONFERENCE	0- 0	1- 1	5- 0				
6- 0	0- 0	1- 0	HOME	0- 0	1- 0	4- 0				
1- 2	0- 1	0- 0	AWAY	0- 0	0- 1	1- 0				
0- 0	0- 0	0- 0	NEUTRAL	0- 0	0- 0	0- 0				
0- 0	0- 0	0- 0	CONFERENCE	0- 0	0- 0	0- 0				
0- 0	0- 0	0- 0	HOME	0- 0	0- 0	0- 0				
0- 0	0- 0	0- 0	AWAY	0- 0	0- 0	0- 0				
0- 0	0- 0	0- 0	NEUTRAL	0- 0	0- 0	0- 0				

RPI 1-25				RPI 26-50				RPI 51-100				RPI 101+			
RPI	S	Opponent	Score	RPI	S	Opponent	Score	RPI	S	Opponent	Score	RPI	S	Opponent	Score
1	A	UConn	61 72	37	H	Arkansas	84 80	Team's RPI: 62				129	A	Harvard	53 56
												138	H	Santa Clara	69 65
												224	H	Boston U.	73 62
												242	H	UC Riverside	84 61
												260	H	Long Beach St.	68 45
												316	A	San Diego St.	74 48
												324	H	N.C. Central	90 69
LAST 10 Division I															
138	H	Santa Clara	69 65	224	H	Boston U.	73 62								
242	H	UC Riverside	84 61	260	H	Long Beach St.	68 45								
1	A	UConn	61 72	324	H	N.C. Central	90 69								
129	A	Harvard	53 56	37	H	Arkansas	84 80								
				316	A	San Diego St.	74 48								

Non-Div I Games:

California

Loss, 
Non-Conf, S Site, H Home
A Away 
N Neutral



Average RPI Win:	249	WON-LOST	WINNING	LAST 10	STRENGTH OF	OPP. STRENGTH	TEAM	ADJ.	CONF.	ADJ CONF.
Average RPI Loss:	132	RECORD	PCT. RANK	GAMES	SCHEDULE	OF SCHEDULE	RPI	RPI	RPI	RPI
DIV. I ONLY	6- 5	157	5-5	271	116	209	209	32	32	
DIV. I NON-CONF.	6- 5	160	5-5	270	115	209	209	32	32	
TOTALS	RPI 1-25	RPI 26-50	W-L RECORDS	RPI 51-100	RPI 101-150	RPI 150+				
6- 5	0- 1	0- 0	OVERALL	0- 2	0- 0	6- 2				
5- 0	0- 0	0- 0	HOME	0- 0	0- 0	5- 0				
1- 2	0- 0	0- 0	AWAY	0- 0	0- 0	1- 2				
0- 3	0- 1	0- 0	NEUTRAL	0- 2	0- 0	0- 0				
6- 5	0- 1	0- 0	NON-CONFERENCE	0- 2	0- 0	6- 2				
5- 0	0- 0	0- 0	HOME	0- 0	0- 0	5- 0				
1- 2	0- 0	0- 0	AWAY	0- 0	0- 0	1- 2				
0- 3	0- 1	0- 0	NEUTRAL	0- 2	0- 0	0- 0				
0- 0	0- 0	0- 0	CONFERENCE	0- 0	0- 0	0- 0				
0- 0	0- 0	0- 0	HOME	0- 0	0- 0	0- 0				
0- 0	0- 0	0- 0	AWAY	0- 0	0- 0	0- 0				
0- 0	0- 0	0- 0	NEUTRAL	0- 0	0- 0	0- 0				

RPI 1-25				RPI 26-50				RPI 51-100				RPI 101+				Team's RPI: 209
RPI	S	Opponent	Score	RPI	S	Opponent	Score	RPI	S	Opponent	Score	RPI	S	Opponent	Score	
2	N	Stanford	78 83					93	N	Bowling Green	60 98	208	H	Alabama A&M	60 55	
								100	N	Houston	75 96	225	A	Cal St. Fullerton	93 97	
												226	H	CSUN	64 56	
												241	A	Idaho St.	74 68	
												242	A	UC Riverside	64 80	
												260	H	Long Beach St.	79 70	
												276	H	UC Santa Barbara	85 81	
												281	H	Northern Ariz.	98 79	
LAST 10 Division I																
241	A	Idaho St.	74 68	242	A	UC Riverside	64 80									
225	A	Cal St. Fullerton	93 97	93	N	Bowling Green	60 98									
281	H	Northern Ariz.	98 79	100	N	Houston	75 96									
208	H	Alabama A&M	60 55	2	N	Stanford	78 83									
226	H	CSUN	64 56	276	H	UC Santa Barbara	85 81									

Non-Div I Games: Ottawa (AZ) 103 75 LIFE Pacific 93 48

California Baptist

Loss, Non-Conf, S Site, H Home A Away N Neutral



Average RPI Win:	218	WON-LOST	WINNING	LAST 10	STRENGTH OF	OPP. STRENGTH	TEAM	ADJ.	CONF.	ADJ CONF.
Average RPI Loss:	200	RECORD	PCT. RANK	GAMES	SCHEDULE	OF SCHEDULE	RPI	RPI	RPI	RPI
DIV. I ONLY	3- 3	164	3-3	254	255	192	192	30	30	
DIV. I NON-CONF.	3- 3	165	3-3	254	256	189	189	30	30	
TOTALS	RPI 1-25	RPI 26-50	W-L RECORDS	RPI 51-100	RPI 101-150	RPI 150+				
3- 3	0- 0	0- 0	OVERALL	0- 1	1- 0	2- 2				
2- 0	0- 0	0- 0	HOME	0- 0	1- 0	1- 0				
1- 3	0- 0	0- 0	AWAY	0- 1	0- 0	1- 2				
0- 0	0- 0	0- 0	NEUTRAL	0- 0	0- 0	0- 0				
3- 3	0- 0	0- 0	NON-CONFERENCE	0- 1	1- 0	2- 2				
2- 0	0- 0	0- 0	HOME	0- 0	1- 0	1- 0				
1- 3	0- 0	0- 0	AWAY	0- 1	0- 0	1- 2				
0- 0	0- 0	0- 0	NEUTRAL	0- 0	0- 0	0- 0				
0- 0	0- 0	0- 0	CONFERENCE	0- 0	0- 0	0- 0				
0- 0	0- 0	0- 0	HOME	0- 0	0- 0	0- 0				
0- 0	0- 0	0- 0	AWAY	0- 0	0- 0	0- 0				
0- 0	0- 0	0- 0	NEUTRAL	0- 0	0- 0	0- 0				

RPI 1-25			RPI 26-50			RPI 51-100			RPI 101+			Team's RPI: 192
RPI	S	Opponent	Score	RPI	S	Opponent	Score	RPI	S	Opponent	Score	
						78	A Old Dominion	44	59	123	H UNC Greensboro	72 64
										199	A Wake Forest	46 74
										203	H Kennesaw St.	63 51
										324	A N.C. Central	64 67
										327	A Western Caro.	61 40
LAST 10 Division I												
						199	A Wake Forest	46	74	203	H Kennesaw St.	63 51
						123	H UNC Greensboro	72	64	324	A N.C. Central	64 67
										327	A Western Caro.	61 40
										78	A Old Dominion	44 59

Non-Div I Games: St. Andrews 122 56 Bluefield Col. 65 41

Campbell



Average RPI Win:	278	WON-LOST	WINNING	LAST 10	STRENGTH OF	OPP. STRENGTH	TEAM	ADJ.	CONF.	ADJ CONF.
Average RPI Loss:	167	RECORD	PCT. RANK	GAMES	SCHEDULE	OF SCHEDULE	RPI	RPI	RPI	RPI
DIV. I ONLY	1- 5	309	1-5	242	242	323	323	19	19	
DIV. I NON-CONF.	1- 5	308	1-5	242	242	323	323	19	19	
TOTALS	RPI 1-25	RPI 26-50	W-L RECORDS	RPI 51-100	RPI 101-150	RPI 150+				
1- 5	0- 0	0- 0	OVERALL	0- 2	0- 0	1- 3				
1- 2	0- 0	0- 0	HOME	0- 1	0- 0	1- 1				
0- 3	0- 0	0- 0	AWAY	0- 1	0- 0	0- 2				
0- 0	0- 0	0- 0	NEUTRAL	0- 0	0- 0	0- 0				
1- 5	0- 0	0- 0	NON-CONFERENCE	0- 2	0- 0	1- 3				
1- 2	0- 0	0- 0	HOME	0- 1	0- 0	1- 1				
0- 3	0- 0	0- 0	AWAY	0- 1	0- 0	0- 2				
0- 0	0- 0	0- 0	NEUTRAL	0- 0	0- 0	0- 0				
0- 0	0- 0	0- 0	CONFERENCE	0- 0	0- 0	0- 0				
0- 0	0- 0	0- 0	HOME	0- 0	0- 0	0- 0				
0- 0	0- 0	0- 0	AWAY	0- 0	0- 0	0- 0				
0- 0	0- 0	0- 0	NEUTRAL	0- 0	0- 0	0- 0				

RPI 1-25				RPI 26-50				RPI 51-100				RPI 101+				Team's RPI: 323	
RPI	S	Opponent	Score	RPI	S	Opponent	Score	RPI	S	Opponent	Score	RPI	S	Opponent	Score		
								60	H	Colgate	69	90	151	A	Youngstown St.	59	87
								68	A	Buffalo	55	71	244	A	Vermont	53	76
													278	H	St. Bonaventure	84	82
													310	H	Albany (NY)	53	70
LAST 10 Division I																	
				310	H	Albany (NY)	53	70	244	A	Vermont	53	76				
				60	H	Colgate	69	90									
				278	H	St. Bonaventure	84	82									
				68	A	Buffalo	55	71									
				151	A	Youngstown St.	59	87									

Non-Div I Games:

Canisius



Average RPI Win: 266		WON-LOST	WINNING	LAST 10	STRENGTH OF	OPP. STRENGTH	TEAM	ADJ.	CONF.	ADJ CONF.
Average RPI Loss: 177		RECORD	PCT. RANK	GAMES	SCHEDULE	OF SCHEDULE	RPI	RPI	RPI	RPI
DIV. I ONLY		1- 5	309	1-5	223	226	307	307	25	25
DIV. I NON-CONF.		1- 5	308	1-5	222	226	307	307	25	25
TOTALS	RPI 1-25	RPI 26-50		W-L RECORDS		RPI 51-100	RPI 101-150	RPI 150+		
1- 5	0- 1	0- 0		OVERALL		0- 0	0- 0	1- 4		
1- 0	0- 0	0- 0		HOME		0- 0	0- 0	1- 0		
0- 5	0- 1	0- 0		AWAY		0- 0	0- 0	0- 4		
0- 0	0- 0	0- 0		NEUTRAL		0- 0	0- 0	0- 0		
1- 5	0- 1	0- 0		NON-CONFERENCE		0- 0	0- 0	1- 4		
1- 0	0- 0	0- 0		HOME		0- 0	0- 0	1- 0		
0- 5	0- 1	0- 0		AWAY		0- 0	0- 0	0- 4		
0- 0	0- 0	0- 0		NEUTRAL		0- 0	0- 0	0- 0		
0- 0	0- 0	0- 0		CONFERENCE		0- 0	0- 0	0- 0		
0- 0	0- 0	0- 0		HOME		0- 0	0- 0	0- 0		
0- 0	0- 0	0- 0		AWAY		0- 0	0- 0	0- 0		
0- 0	0- 0	0- 0		NEUTRAL		0- 0	0- 0	0- 0		

RPI 1-25				RPI 26-50				RPI 51-100				RPI 101+				Team's RPI: 307	
RPI	S	Opponent	Score	RPI	S	Opponent	Score	RPI	S	Opponent	Score	RPI	S	Opponent	Score		
14	A	Texas A&M	46 76									171	A	Tulane	38 65		
												207	A	Tennessee	36 63		
												243	A	Northern Ky.	56 72		
												249	A	Little Rock	48 63		
												266	H	Jackson St.	57 54		
LAST 10 Division I																	
				207	A	Tennessee	36 63	14	A	Texas A&M	46 76						
								266	H	Jackson St.	57 54						
								243	A	Northern Ky.	56 72						
								171	A	Tulane	38 65						
								249	A	Little Rock	48 63						

Non-Div I Games:	Hendrix	104	28	Central Baptist	66	43	Crowley's Ridge	82	26
------------------	---------	-----	----	-----------------	----	----	-----------------	----	----

Central Ark.

■ Loss, ■ Non-Conf, S Site, H Home A Away N Neutral



Average RPI Win:	0	WON-LOST	WINNING	LAST 10	STRENGTH OF	OPP. STRENGTH	TEAM	ADJ.	CONF.	ADJ CONF.
Average RPI Loss:	196	RECORD	PCT. RANK	GAMES	SCHEDULE	OF SCHEDULE	RPI	RPI	RPI	RPI
DIV. I ONLY	0- 10	336	0-10	186	337	337	337	29	29	
DIV. I NON-CONF.	0- 10	336	0-10	187	337	337	337	29	29	
TOTALS	RPI 1-25	RPI 26-50	W-L RECORDS	RPI 51-100	RPI 101-150	RPI 150+				
0- 10	0- 0	0- 1	OVERALL	0- 1	0- 3	0- 5				
0- 3	0- 0	0- 0	HOME	0- 0	0- 0	0- 3				
0- 7	0- 0	0- 1	AWAY	0- 1	0- 3	0- 2				
0- 0	0- 0	0- 0	NEUTRAL	0- 0	0- 0	0- 0				
0- 10	0- 0	0- 1	NON-CONFERENCE	0- 1	0- 3	0- 5				
0- 3	0- 0	0- 0	HOME	0- 0	0- 0	0- 3				
0- 7	0- 0	0- 1	AWAY	0- 1	0- 3	0- 2				
0- 0	0- 0	0- 0	NEUTRAL	0- 0	0- 0	0- 0				
0- 0	0- 0	0- 0	CONFERENCE	0- 0	0- 0	0- 0				
0- 0	0- 0	0- 0	HOME	0- 0	0- 0	0- 0				
0- 0	0- 0	0- 0	AWAY	0- 0	0- 0	0- 0				
0- 0	0- 0	0- 0	NEUTRAL	0- 0	0- 0	0- 0				

RPI S	Opponent	Score	RPI S	Opponent	Score	RPI S	Opponent	Score	RPI S	Opponent	Score	Team's RPI: 337
35	A FGCU	60 94	68	A Buffalo	56 61	103	A Duquesne	33 72	113	A Lehigh	51 70	
						130	A Fla. Atlantic	54 72	237	H UMass Lowell	54 56	
						308	A Pittsburgh	73 81	310	H Albany (NY)	63 73	
						315	H Brown	73 83	338	A New Hampshire	59 70	
LAST 10 Division I												
35	A FGCU	60 94	310	H Albany (NY)	63 73							
130	A Fla. Atlantic	54 72	103	A Duquesne	33 72							
338	A New Hampshire	59 70	113	A Lehigh	51 70							
237	H UMass Lowell	54 56	315	H Brown	73 83							
68	A Buffalo	56 61	308	A Pittsburgh	73 81							

Non-Div I Games:

Central Conn. St.



Average RPI Win:	153	WON-LOST	WINNING	LAST 10	STRENGTH OF	OPP. STRENGTH	TEAM	ADJ.	CONF.	ADJ CONF.
Average RPI Loss:	48	RECORD	PCT. RANK	GAMES	SCHEDULE	OF SCHEDULE	RPI	RPI	RPI	RPI
DIV. I ONLY	5- 3	111	5-3	82	23	72	72	11	11	
DIV. I NON-CONF.	5- 3	108	5-3	81	23	72	72	11	11	
TOTALS	RPI 1-25	RPI 26-50	W-L RECORDS	RPI 51-100	RPI 101-150	RPI 150+				
5- 3	0- 1	0- 1	OVERALL	1- 1	2- 0	2- 0				
4- 1	0- 0	0- 0	HOME	1- 1	1- 0	2- 0				
1- 2	0- 1	0- 1	AWAY	0- 0	1- 0	0- 0				
0- 0	0- 0	0- 0	NEUTRAL	0- 0	0- 0	0- 0				
5- 3	0- 1	0- 1	NON-CONFERENCE	1- 1	2- 0	2- 0				
4- 1	0- 0	0- 0	HOME	1- 1	1- 0	2- 0				
1- 2	0- 1	0- 1	AWAY	0- 0	1- 0	0- 0				
0- 0	0- 0	0- 0	NEUTRAL	0- 0	0- 0	0- 0				
0- 0	0- 0	0- 0	CONFERENCE	0- 0	0- 0	0- 0				
0- 0	0- 0	0- 0	HOME	0- 0	0- 0	0- 0				
0- 0	0- 0	0- 0	AWAY	0- 0	0- 0	0- 0				
0- 0	0- 0	0- 0	NEUTRAL	0- 0	0- 0	0- 0				

RPI 1-25				RPI 26-50				RPI 51-100				RPI 101+			
RPI	S	Opponent	Score	RPI	S	Opponent	Score	RPI	S	Opponent	Score	RPI	S	Opponent	Score
5	A	Louisville	63 76	45	A	Western Ky.	58 93	94	H	Green Bay	105 111	119	A	South Dakota St.	79 74
								95	H	Marist	77 54	124	H	Dayton	81 80
												205	H	Northeastern	79 63
												221	H	Iona	70 50
LAST 10 Division I															
119	A	South Dakota St.	79 74	124	H	Dayton	81 80	45	A	Western Ky.	58 93	5	A	Louisville	63 76
221	H	Iona	70 50	95	H	Marist	77 54	94	H	Green Bay	105 111				
95	H	Marist	77 54												
205	H	Northeastern	79 63												

Non-Div I Games:

Central Mich.

■ Loss, 
 ■ Non-Conf, S Site, 
 ■ Home 
 ■ Away 
 N Neutral



Average RPI Win:	0	WON-LOST	WINNING	LAST 10	STRENGTH OF	OPP. STRENGTH	TEAM	ADJ.	CONF.	ADJ CONF.
Average RPI Loss:	177	RECORD	PCT. RANK	GAMES	SCHEDULE	OF SCHEDULE	RPI	RPI	RPI	RPI
DIV. I ONLY	0- 6	336	0-6	174	323	332	332	30	30	
DIV. I NON-CONF.	0- 6	336	0-6	175	323	332	332	30	30	
TOTALS	RPI 1-25	RPI 26-50	W-L RECORDS	RPI 51-100	RPI 101-150	RPI 150+				
0- 6	0- 1	0- 0	OVERALL	0- 1	0- 1	0- 3				
0- 3	0- 0	0- 0	HOME	0- 0	0- 1	0- 2				
0- 3	0- 1	0- 0	AWAY	0- 1	0- 0	0- 1				
0- 0	0- 0	0- 0	NEUTRAL	0- 0	0- 0	0- 0				
0- 6	0- 1	0- 0	NON-CONFERENCE	0- 1	0- 1	0- 3				
0- 3	0- 0	0- 0	HOME	0- 0	0- 1	0- 2				
0- 3	0- 1	0- 0	AWAY	0- 1	0- 0	0- 1				
0- 0	0- 0	0- 0	NEUTRAL	0- 0	0- 0	0- 0				
0- 0	0- 0	0- 0	CONFERENCE	0- 0	0- 0	0- 0				
0- 0	0- 0	0- 0	HOME	0- 0	0- 0	0- 0				
0- 0	0- 0	0- 0	AWAY	0- 0	0- 0	0- 0				
0- 0	0- 0	0- 0	NEUTRAL	0- 0	0- 0	0- 0				

RPI S	Opponent	Score	RPI S	Opponent	Score	RPI S	Opponent	Score	RPI S	Opponent	Score	Team's RPI: 332
13	A Florida St.	36 88				80	A North Carolina	54 85	111	H North Dakota	57 73	
									183	H Bethune-Cookman	41 81	
									327	A Western Caro.	64 69	
									350	H South Carolina St.	75 81	
LAST 10 Division I												
			111	H North Dakota	57 73	327	A Western Caro.	64 69				
			183	H Bethune-Cookman	41 81							
			80	A North Carolina	54 85							
			350	H South Carolina St.	75 81							
			13	A Florida St.	36 88							

Non-Div I Games: Columbia (SC) 76 59 Virginia-Lynchburg 92 55

Charleston So.



Average RPI Win: <b>163</b>	WON-LOST	WINNING	LAST 10	STRENGTH OF	OPP. STRENGTH	TEAM	ADJ.	CONF.	ADJ CONF.
Average RPI Loss: <b>105</b>	RECORD	PCT. RANK	GAMES	SCHEDULE	OF SCHEDULE	RPI	RPI	RPI	RPI
DIV. I ONLY	7- 2	55	7-2	80	115	41	41	14	14
DIV. I NON-CONF.	7- 2	55	7-2	79	114	41	41	14	14
TOTALS	RPI 1-25	RPI 26-50	W-L RECORDS	RPI 51-100	RPI 101-150	RPI 150+			
7- 2	0- 0	1- 0	OVERALL	1- 1	0- 0	5- 1			
3- 1	0- 0	1- 0	HOME	0- 0	0- 0	2- 1			
2- 1	0- 0	0- 0	AWAY	0- 1	0- 0	2- 0			
2- 0	0- 0	0- 0	NEUTRAL	1- 0	0- 0	1- 0			
7- 2	0- 0	1- 0	NON-CONFERENCE	1- 1	0- 0	5- 1			
3- 1	0- 0	1- 0	HOME	0- 0	0- 0	2- 1			
2- 1	0- 0	0- 0	AWAY	0- 1	0- 0	2- 0			
2- 0	0- 0	0- 0	NEUTRAL	1- 0	0- 0	1- 0			
0- 0	0- 0	0- 0	CONFERENCE	0- 0	0- 0	0- 0			
0- 0	0- 0	0- 0	HOME	0- 0	0- 0	0- 0			
0- 0	0- 0	0- 0	AWAY	0- 0	0- 0	0- 0			
0- 0	0- 0	0- 0	NEUTRAL	0- 0	0- 0	0- 0			

RPI 1-25				RPI 26-50				Team's RPI: 41				RPI 51-100				RPI 101+			
RPI	S	Opponent	Score	RPI	S	Opponent	Score	RPI	S	Opponent	Score	RPI	S	Opponent	Score	RPI	S	Opponent	Score
				46	H	Richmond	78 59					54	A	Kentucky	39 86	155	H	Fordham	51 76
												63	N	Boston College	84 68	169	H	Gardner-Webb	74 49
																171	N	Tulane	60 56
																199	A	Wake Forest	77 65
																217	H	Delaware	61 57
																273	A	East Carolina	59 47
LAST 10 Division I																			
				273	A	East Carolina	59 47					217	H	Delaware	61 57				
				199	A	Wake Forest	77 65					54	A	Kentucky	39 86				
				46	H	Richmond	78 59					171	N	Tulane	60 56				
				169	H	Gardner-Webb	74 49					63	N	Boston College	84 68				
												155	H	Fordham	51 76				

Non-Div I Games:

Charlotte

■ Loss, 
 ■ Non-Conf, S Site, 
 ■ Home 
 ■ Away 
 N Neutral



## Chattanooga

Through Games Of Dec. 17, 2019

Average RPI Win:	180	WON-LOST	WINNING	LAST 10	STRENGTH OF	OPP. STRENGTH	TEAM	ADJ.	CONF.	ADJ CONF.
Average RPI Loss:	121	RECORD	PCT. RANK	GAMES	SCHEDULE	OF SCHEDULE	RPI	RPI	RPI	RPI
DIV. I ONLY	1- 11	335	1-9	146	103	280	280	26	26	
DIV. I NON-CONF.	1- 11	335	1-9	146	103	282	282	26	26	
TOTALS	RPI 1-25	RPI 26-50	W-L RECORDS	RPI 51-100	RPI 101-150	RPI 150+				
1- 11	0- 2	0- 0	OVERALL	0- 1	0- 6	1- 2				
0- 5	0- 1	0- 0	HOME	0- 1	0- 2	0- 1				
1- 6	0- 1	0- 0	AWAY	0- 0	0- 4	1- 1				
0- 0	0- 0	0- 0	NEUTRAL	0- 0	0- 0	0- 0				
1- 11	0- 2	0- 0	NON-CONFERENCE	0- 1	0- 6	1- 2				
0- 5	0- 1	0- 0	HOME	0- 1	0- 2	0- 1				
1- 6	0- 1	0- 0	AWAY	0- 0	0- 4	1- 1				
0- 0	0- 0	0- 0	NEUTRAL	0- 0	0- 0	0- 0				
0- 0	0- 0	0- 0	CONFERENCE	0- 0	0- 0	0- 0				
0- 0	0- 0	0- 0	HOME	0- 0	0- 0	0- 0				
0- 0	0- 0	0- 0	AWAY	0- 0	0- 0	0- 0				
0- 0	0- 0	0- 0	NEUTRAL	0- 0	0- 0	0- 0				

RPI 1-25				RPI 26-50				RPI 51-100				RPI 101+ Team's RPI: 280			
RPI	S	Opponent	Score	RPI	S	Opponent	Score	RPI	S	Opponent	Score	RPI	S	Opponent	Score
5	A	Louisville	37 86					84	H	Troy	51 90	112	A	Belmont	50 63
21	H	Purdue	34 66									119	A	South Dakota St.	56 71
												134	A	Cincinnati	53 72
												140	H	Austin Peay	49 50
												145	H	Northern Colo.	42 59
												150	A	UT Martin	51 78
												180	A	Liberty	71 54
												186	A	Eastern Ky.	65 71
												240	H	Hampton	55 84
LAST 10 Division I															
84	H	Troy	51 90	119	A	South Dakota St.	56 71								
5	A	Louisville	37 86	150	A	UT Martin	51 78								
134	A	Cincinnati	53 72	186	A	Eastern Ky.	65 71								
21	H	Purdue	34 66	145	H	Northern Colo.	42 59								
180	A	Liberty	71 54	140	H	Austin Peay	49 50								

Non-Div I Games:

Chattanooga

■ Loss, 
 ■ Non-Conf, 
 S Site, 
 ■ Home 
 ■ Away 
 N Neutral



Average RPI Win:	0	WON-LOST	WINNING	LAST 10	STRENGTH OF	OPP. STRENGTH	TEAM	ADJ.	CONF.	ADJ CONF.
Average RPI Loss:	185	RECORD	PCT. RANK	GAMES	SCHEDULE	OF SCHEDULE	RPI	RPI	RPI	RPI
DIV. I ONLY	0- 11	336	0-10	173	315	330	330	32	32	
DIV. I NON-CONF.	0- 11	336	0-10	174	315	329	329	32	32	
TOTALS	RPI 1-25	RPI 26-50	W-L RECORDS	RPI 51-100	RPI 101-150	RPI 150+				
0- 11	0- 0	0- 0	OVERALL	0- 4	0- 0	0- 7				
0- 6	0- 0	0- 0	HOME	0- 3	0- 0	0- 3				
0- 4	0- 0	0- 0	AWAY	0- 1	0- 0	0- 3				
0- 1	0- 0	0- 0	NEUTRAL	0- 0	0- 0	0- 1				
0- 11	0- 0	0- 0	NON-CONFERENCE	0- 4	0- 0	0- 7				
0- 6	0- 0	0- 0	HOME	0- 3	0- 0	0- 3				
0- 4	0- 0	0- 0	AWAY	0- 1	0- 0	0- 3				
0- 1	0- 0	0- 0	NEUTRAL	0- 0	0- 0	0- 1				
0- 0	0- 0	0- 0	CONFERENCE	0- 0	0- 0	0- 0				
0- 0	0- 0	0- 0	HOME	0- 0	0- 0	0- 0				
0- 0	0- 0	0- 0	AWAY	0- 0	0- 0	0- 0				
0- 0	0- 0	0- 0	NEUTRAL	0- 0	0- 0	0- 0				

RPI 1-25				RPI 26-50				RPI 51-100				RPI 101+				Team's RPI: 330	
RPI	S	Opponent	Score	RPI	S	Opponent	Score	RPI	S	Opponent	Score	RPI	S	Opponent	Score		
								56	H	Loyola Chicago	53	98	152	A	Illinois	66	96
								58	H	Arizona	50	82	187	H	Western Ill.	78	88
								77	A	UT Arlington	53	84	247	H	Oakland	70	98
								94	H	Green Bay	46	102	248	A	Western Mich.	69	90
													276	N	UC Santa Barbara	65	96
													314	H	UIC	61	73
													325	A	Nevada	60	80
LAST 10 Division I																	
248	A	Western Mich.	69	90	187	H	Western Ill.	78	88								
56	H	Loyola Chicago	53	98	314	H	UIC	61	73								
247	H	Oakland	70	98	276	N	UC Santa Barbara	65	96								
58	H	Arizona	50	82	325	A	Nevada	60	80								
77	A	UT Arlington	53	84	94	H	Green Bay	46	102								

Non-Div I Games:

Chicago St.

■ Loss, 
■ Non-Conf, 
■ S Site, 
■ H Home 
■ A Away 
N Neutral



Average RPI Win: 200		WON-LOST	WINNING	LAST 10	STRENGTH OF	OPP. STRENGTH	TEAM	ADJ.	CONF.	ADJ CONF.
Average RPI Loss: 43		RECORD	PCT. RANK	GAMES	SCHEDULE	OF SCHEDULE	RPI	RPI	RPI	RPI
DIV. I ONLY		7- 4	103	6-4	176	50	134	134	9	9
DIV. I NON-CONF.		7- 4	102	6-4	177	50	134	134	9	9
TOTALS	RPI 1-25	RPI 26-50		W-L RECORDS		RPI 51-100	RPI 101-150	RPI 150+		
7- 4	0- 2	0- 1		OVERALL		0- 0	2- 1	5- 0		
5- 2	0- 1	0- 1		HOME		0- 0	2- 0	3- 0		
2- 0	0- 0	0- 0		AWAY		0- 0	0- 0	2- 0		
0- 2	0- 1	0- 0		NEUTRAL		0- 0	0- 1	0- 0		
7- 4	0- 2	0- 1		NON-CONFERENCE		0- 0	2- 1	5- 0		
5- 2	0- 1	0- 1		HOME		0- 0	2- 0	3- 0		
2- 0	0- 0	0- 0		AWAY		0- 0	0- 0	2- 0		
0- 2	0- 1	0- 0		NEUTRAL		0- 0	0- 1	0- 0		
0- 0	0- 0	0- 0		CONFERENCE		0- 0	0- 0	0- 0		
0- 0	0- 0	0- 0		HOME		0- 0	0- 0	0- 0		
0- 0	0- 0	0- 0		AWAY		0- 0	0- 0	0- 0		
0- 0	0- 0	0- 0		NEUTRAL		0- 0	0- 0	0- 0		

RPI 1-25				
RPI	S	Opponent	Score	
17	H	Ohio St.	73	78
18	N	Iowa	61	69

RPI 26-50				
RPI	S	Opponent	Score	
29	H	Saint Louis	50	60

RPI 51-100				
RPI	S	Opponent	Score	

RPI 101+				
RPI	S	Opponent	Score	
107	N	Bucknell	48	56
127	H	Ball St.	63	56
133	H	Miami (OH)	98	68
184	H	Utah	68	62
191	A	VCU	58	56
208	H	Alabama A&M	62	47
275	A	Xavier	85	78
280	H	Chattanooga	72	53

Team's RPI: 134				
-----------------	--	--	--	--

LAST 10 Division I				
208	H	Alabama A&M	62	47
280	H	Chattanooga	72	53
127	H	Ball St.	63	56
17	H	Ohio St.	73	78
29	H	Saint Louis	50	60
275	A	Xavier	85	78
133	H	Miami (OH)	98	68
191	A	VCU	58	56
107	N	Bucknell	48	56
18	N	Iowa	61	69

Non-Div I Games:

Cincinnati

■ Loss, ■ Non-Conf, S Site, H Home A Away N Neutral



Average RPI Win:	250	WON-LOST	WINNING	LAST 10	STRENGTH OF	OPP. STRENGTH	TEAM	ADJ.	CONF.	ADJ CONF.
Average RPI Loss:	84	RECORD	PCT. RANK	GAMES	SCHEDULE	OF SCHEDULE	RPI	RPI	RPI	RPI
DIV. I ONLY	4- 7	233	3-7	70	121	178	178	3	3	
DIV. I NON-CONF.	4- 6	208	3-6	129	133	193	193	3	3	
TOTALS	RPI 1-25	RPI 26-50	W-L RECORDS	RPI 51-100	RPI 101-150	RPI 150+				
4- 7	0- 3	0- 1	OVERALL	0- 1	1- 0	3- 2				
2- 4	0- 2	0- 0	HOME	0- 1	1- 0	1- 1				
1- 2	0- 1	0- 0	AWAY	0- 0	0- 0	1- 1				
1- 1	0- 0	0- 1	NEUTRAL	0- 0	0- 0	1- 0				
4- 6	0- 2	0- 1	NON-CONFERENCE	0- 1	1- 0	3- 2				
2- 3	0- 1	0- 0	HOME	0- 1	1- 0	1- 1				
1- 2	0- 1	0- 0	AWAY	0- 0	0- 0	1- 1				
1- 1	0- 0	0- 1	NEUTRAL	0- 0	0- 0	1- 0				
0- 1	0- 1	0- 0	CONFERENCE	0- 0	0- 0	0- 0				
0- 1	0- 1	0- 0	HOME	0- 0	0- 0	0- 0				
0- 0	0- 0	0- 0	AWAY	0- 0	0- 0	0- 0				
0- 0	0- 0	0- 0	NEUTRAL	0- 0	0- 0	0- 0				

RPI 1-25				RPI 26-50				RPI 51-100				RPI 101+ Team's RPI: 178			
RPI	S	Opponent	Score	RPI	S	Opponent	Score	RPI	S	Opponent	Score	RPI	S	Opponent	Score
10	H	South Carolina	48 84	44	N	Maryland	44 63	75	H	Alabama	54 67	109	H	Furman	77 71
13	H	Florida St.	64 81									185	H	Navy	52 65
18	A	Iowa	60 74									246	A	Penn St.	55 68
												277	H	Alabama St.	76 43
												297	A	Mercer	65 61
												317	N	Alcorn	77 46
LAST 10 Division I															
297	A	Mercer	65 61	13	H	Florida St.	64 81								
246	A	Penn St.	55 68	18	A	Iowa	60 74								
277	H	Alabama St.	76 43	317	N	Alcorn	77 46								
75	H	Alabama	54 67	44	N	Maryland	44 63								
185	H	Navy	52 65	10	H	South Carolina	48 84								

Non-Div I Games:

Clemson

■ Loss, 
 ■ Non-Conf, S Site, 
 ■ Home 
 ■ Away 
 N Neutral



Average RPI Win:	271	WON-LOST	WINNING	LAST 10	STRENGTH OF	OPP. STRENGTH	TEAM	ADJ.	CONF.	ADJ CONF.
Average RPI Loss:	93	RECORD	PCT. RANK	GAMES	SCHEDULE	OF SCHEDULE	RPI	RPI	RPI	RPI
DIV. I ONLY	8- 1	27	8-1	340	114	149	149	15	15	
DIV. I NON-CONF.	8- 1	27	8-1	341	113	149	149	15	15	
TOTALS	RPI 1-25	RPI 26-50	W-L RECORDS	RPI 51-100	RPI 101-150	RPI 150+				
8- 1	0- 0	0- 0	OVERALL	0- 1	1- 0	7- 0				
1- 0	0- 0	0- 0	HOME	0- 0	1- 0	0- 0				
7- 1	0- 0	0- 0	AWAY	0- 1	0- 0	7- 0				
0- 0	0- 0	0- 0	NEUTRAL	0- 0	0- 0	0- 0				
8- 1	0- 0	0- 0	NON-CONFERENCE	0- 1	1- 0	7- 0				
1- 0	0- 0	0- 0	HOME	0- 0	1- 0	0- 0				
7- 1	0- 0	0- 0	AWAY	0- 1	0- 0	7- 0				
0- 0	0- 0	0- 0	NEUTRAL	0- 0	0- 0	0- 0				
0- 0	0- 0	0- 0	CONFERENCE	0- 0	0- 0	0- 0				
0- 0	0- 0	0- 0	HOME	0- 0	0- 0	0- 0				
0- 0	0- 0	0- 0	AWAY	0- 0	0- 0	0- 0				
0- 0	0- 0	0- 0	NEUTRAL	0- 0	0- 0	0- 0				

RPI 1-25				RPI 26-50				RPI 51-100				RPI 101+				Team's RPI: 149	
RPI	S	Opponent	Score	RPI	S	Opponent	Score	RPI	S	Opponent	Score	RPI	S	Opponent	Score		
								93	A	Bowling Green	62	89	137	H	Akron	66	62
													232	A	Delaware St.	57	49
													259	A	ETSU	62	54
													263	A	Omaha	79	66
													278	A	St. Bonaventure	65	62
													327	A	Western Caro.	68	61
													333	A	Hofstra	61	51
													336	A	LIU Brooklyn	79	49
LAST 10 Division I																	
				263	A	Omaha	79 66					259	A	ETSU	62 54		
				333	A	Hofstra	61 51					327	A	Western Caro.	68 61		
				336	A	LIU Brooklyn	79 49					232	A	Delaware St.	57 49		
				93	A	Bowling Green	62 89					137	H	Akron	66 62		
												278	A	St. Bonaventure	65 62		

Non-Div I Games: Davis &amp; Elkins 110 41

Cleveland St.



## Coastal Caro.

Through Games Of Dec. 17, 2019

Average RPI Win:	252	WON-LOST	WINNING	LAST 10	STRENGTH OF	OPP. STRENGTH	TEAM	ADJ.	CONF.	ADJ CONF.
Average RPI Loss:	46	RECORD	PCT. RANK	GAMES	SCHEDULE	OF SCHEDULE	RPI	RPI	RPI	RPI
DIV. I ONLY	6- 1	42	6-1	320	99	148	148	23	23	
DIV. I NON-CONF.	6- 1	42	6-1	320	99	148	148	23	23	
TOTALS	RPI 1-25	RPI 26-50	W-L RECORDS	RPI 51-100	RPI 101-150	RPI 150+				
6- 1	0- 0	0- 1	OVERALL	0- 0	1- 0	5- 0				
3- 1	0- 0	0- 1	HOME	0- 0	1- 0	2- 0				
3- 0	0- 0	0- 0	AWAY	0- 0	0- 0	3- 0				
0- 0	0- 0	0- 0	NEUTRAL	0- 0	0- 0	0- 0				
6- 1	0- 0	0- 1	NON-CONFERENCE	0- 0	1- 0	5- 0				
3- 1	0- 0	0- 1	HOME	0- 0	1- 0	2- 0				
3- 0	0- 0	0- 0	AWAY	0- 0	0- 0	3- 0				
0- 0	0- 0	0- 0	NEUTRAL	0- 0	0- 0	0- 0				
0- 0	0- 0	0- 0	CONFERENCE	0- 0	0- 0	0- 0				
0- 0	0- 0	0- 0	HOME	0- 0	0- 0	0- 0				
0- 0	0- 0	0- 0	AWAY	0- 0	0- 0	0- 0				
0- 0	0- 0	0- 0	NEUTRAL	0- 0	0- 0	0- 0				

RPI 1-25			RPI 26-50			RPI 51-100			RPI 101+			Team's RPI: 148
RPI	S	Opponent	Score	RPI	S	Opponent	Score	RPI	S	Opponent	Score	
				46	H	Richmond	67 79					
								123	H	UNC Greensboro	63 54	
								172	H	George Mason	74 59	
								287	A	Wofford	78 73	
								300	H	Ark.-Pine Bluff	76 69	
								304	A	UNCW	62 43	
								327	A	Western Caro.	66 43	
LAST 10 Division I												
304	A	UNCW	62 43	46	H	Richmond	67 79					
172	H	George Mason	74 59	327	A	Western Caro.	66 43					
				287	A	Wofford	78 73					
				123	H	UNC Greensboro	63 54					
				300	H	Ark.-Pine Bluff	76 69					

Non-Div I Games: UNC Pembroke 86 44 Wesleyan (GA) 132 32

Coastal Caro.

Loss, Non-Conf, S Site, H Home A Away N Neutral



Average RPI Win: 323		WON-LOST	WINNING	LAST 10	STRENGTH OF	OPP. STRENGTH	TEAM	ADJ.	CONF.	ADJ CONF.
Average RPI Loss: 190		RECORD	PCT. RANK	GAMES	SCHEDULE	OF SCHEDULE	RPI	RPI	RPI	RPI
DIV. I ONLY		4- 4	164	4-4	339	306	303	303	20	20
DIV. I NON-CONF.		4- 4	165	4-4	340	307	303	303	20	20
TOTALS	RPI 1-25	RPI 26-50		W-L RECORDS		RPI 51-100	RPI 101-150	RPI 150+		
4- 4	0- 0	0- 0		OVERALL		0- 0	0- 1	4- 3		
1- 2	0- 0	0- 0		HOME		0- 0	0- 1	1- 1		
3- 2	0- 0	0- 0		AWAY		0- 0	0- 0	3- 2		
0- 0	0- 0	0- 0		NEUTRAL		0- 0	0- 0	0- 0		
4- 4	0- 0	0- 0		NON-CONFERENCE		0- 0	0- 1	4- 3		
1- 2	0- 0	0- 0		HOME		0- 0	0- 1	1- 1		
3- 2	0- 0	0- 0		AWAY		0- 0	0- 0	3- 2		
0- 0	0- 0	0- 0		NEUTRAL		0- 0	0- 0	0- 0		
0- 0	0- 0	0- 0		CONFERENCE		0- 0	0- 0	0- 0		
0- 0	0- 0	0- 0		HOME		0- 0	0- 0	0- 0		
0- 0	0- 0	0- 0		AWAY		0- 0	0- 0	0- 0		
0- 0	0- 0	0- 0		NEUTRAL		0- 0	0- 0	0- 0		

RPI 1-25				RPI 26-50				RPI 51-100				RPI 101+				Team's RPI: 303	
RPI	S	Opponent	Score	RPI	S	Opponent	Score	RPI	S	Opponent	Score	RPI	S	Opponent	Score		
												123	H	UNC Greensboro	56	69	
												172	H	George Mason	61	72	
												199	A	Wake Forest	50	106	
												267	A	Presbyterian	54	58	
												295	A	High Point	79	70	
												321	A	Winthrop	84	73	
												324	H	N.C. Central	85	78	
												350	A	South Carolina St.	76	55	
LAST 10 Division I																	
				123	H	UNC Greensboro	56	69	295	A	High Point	79	70				
				321	A	Winthrop	84	73	199	A	Wake Forest	50	106				
				267	A	Presbyterian	54	58	172	H	George Mason	61	72				
				350	A	South Carolina St.	76	55									
				324	H	N.C. Central	85	78									

Non-Div I Games: Coker

82 57

Col. of Charleston

■ Loss, ■ Non-Conf, S Site, H Home A Away N Neutral



## Colgate

Through Games Of Dec. 17, 2019

Average RPI Win:	218	WON-LOST	WINNING	LAST 10	STRENGTH OF	OPP. STRENGTH	TEAM	ADJ.	CONF.	ADJ CONF.
Average RPI Loss:	37	RECORD	PCT. RANK	GAMES	SCHEDULE	OF SCHEDULE	RPI	RPI	RPI	RPI
DIV. I ONLY	7- 3	74	7-3	181	48	60	60	13	13	
DIV. I NON-CONF.	7- 3	75	7-3	181	49	61	61	13	13	
TOTALS	RPI 1-25	RPI 26-50	W-L RECORDS	RPI 51-100	RPI 101-150	RPI 150+				
7- 3	0- 1	0- 1	OVERALL	1- 1	0- 0	6- 0				
4- 0	0- 0	0- 0	HOME	1- 0	0- 0	3- 0				
3- 3	0- 1	0- 1	AWAY	0- 1	0- 0	3- 0				
0- 0	0- 0	0- 0	NEUTRAL	0- 0	0- 0	0- 0				
7- 3	0- 1	0- 1	NON-CONFERENCE	1- 1	0- 0	6- 0				
4- 0	0- 0	0- 0	HOME	1- 0	0- 0	3- 0				
3- 3	0- 1	0- 1	AWAY	0- 1	0- 0	3- 0				
0- 0	0- 0	0- 0	NEUTRAL	0- 0	0- 0	0- 0				
0- 0	0- 0	0- 0	CONFERENCE	0- 0	0- 0	0- 0				
0- 0	0- 0	0- 0	HOME	0- 0	0- 0	0- 0				
0- 0	0- 0	0- 0	AWAY	0- 0	0- 0	0- 0				
0- 0	0- 0	0- 0	NEUTRAL	0- 0	0- 0	0- 0				

RPI 1-25				RPI 26-50				RPI 51-100 Team's RPI: 60				RPI 101+			
RPI	S	Opponent	Score	RPI	S	Opponent	Score	RPI	S	Opponent	Score	RPI	S	Opponent	Score
8	A	Northwestern	44 73	29	A	Saint Louis	51 61	55	H	Yale	70 67	156	A	Cornell	62 58
								75	A	Alabama	52 72	213	H	Siena	88 51
												233	H	Niagara	85 72
												237	H	UMass Lowell	73 51
												306	A	NJIT	79 52
												323	A	Canisius	90 69
LAST 10 Division I															
233	H	Niagara	85 72	75	A	Alabama	52 72	213	H	Siena	88 51				
8	A	Northwestern	44 73					156	A	Cornell	62 58				
29	A	Saint Louis	51 61					237	H	UMass Lowell	73 51				
323	A	Canisius	90 69					306	A	NJIT	79 52				
55	H	Yale	70 67												

Non-Div I Games:

Colgate

■ Loss, 
 ■ Non-Conf, 
 ■ S Site, 
 ■ H Home 
 ■ A Away 
 N Neutral



Average RPI Win:	210	WON-LOST	WINNING	LAST 10	STRENGTH OF	OPP. STRENGTH	TEAM	ADJ.	CONF.	ADJ CONF.
Average RPI Loss:	0	RECORD	PCT. RANK	GAMES	SCHEDULE	OF SCHEDULE	RPI	RPI	RPI	RPI
DIV. I ONLY	9- 0	1	9-0	264	141	48	48	1	1	
DIV. I NON-CONF.	9- 0	1	9-0	264	140	48	48	1	1	
TOTALS	RPI 1-25	RPI 26-50	W-L RECORDS	RPI 51-100	RPI 101-150	RPI 150+				
9- 0	0- 0	0- 0	OVERALL	2- 0	0- 0	7- 0				
6- 0	0- 0	0- 0	HOME	2- 0	0- 0	4- 0				
3- 0	0- 0	0- 0	AWAY	0- 0	0- 0	3- 0				
0- 0	0- 0	0- 0	NEUTRAL	0- 0	0- 0	0- 0				
9- 0	0- 0	0- 0	NON-CONFERENCE	2- 0	0- 0	7- 0				
6- 0	0- 0	0- 0	HOME	2- 0	0- 0	4- 0				
3- 0	0- 0	0- 0	AWAY	0- 0	0- 0	3- 0				
0- 0	0- 0	0- 0	NEUTRAL	0- 0	0- 0	0- 0				
0- 0	0- 0	0- 0	CONFERENCE	0- 0	0- 0	0- 0				
0- 0	0- 0	0- 0	HOME	0- 0	0- 0	0- 0				
0- 0	0- 0	0- 0	AWAY	0- 0	0- 0	0- 0				
0- 0	0- 0	0- 0	NEUTRAL	0- 0	0- 0	0- 0				

RPI 1-25				RPI 26-50				Team's RPI: 48				RPI 51-100				RPI 101+			
RPI	S	Opponent	Score	RPI	S	Opponent	Score	RPI	S	Opponent	Score	RPI	S	Opponent	Score	RPI	S	Opponent	Score
												59	H	Texas Southern	74 50	173	A	Wyoming	66 56
												64	H	Wisconsin	74 57	218	H	Jacksonville	66 44
																252	H	Indiana St.	59 46
																262	H	Denver	96 70
																275	A	Xavier	62 53
																282	A	Colorado St.	79 75
																306	H	NJIT	80 57
LAST 10 Division I																			
												59	H	Texas Southern	74 50	262	H	Denver	96 70
												252	H	Indiana St.	59 46	275	A	Xavier	62 53
												218	H	Jacksonville	66 44	64	H	Wisconsin	74 57
												282	A	Colorado St.	79 75	306	H	NJIT	80 57
												173	A	Wyoming	66 56				

Non-Div I Games:

Colorado

■ Loss, 
 ■ Non-Conf, S Site, 
 ■ Home 
 ■ Away 
 N Neutral



## Colorado St.

## Through Games Of Dec. 17, 2019

Average RPI Win:	269	WON-LOST	WINNING	LAST 10	STRENGTH OF	OPP. STRENGTH	TEAM	ADJ.	CONF.	ADJ CONF.
Average RPI Loss:	153	RECORD	PCT. RANK	GAMES	SCHEDULE	OF SCHEDULE	RPI	RPI	RPI	RPI
DIV. I ONLY	4- 6	208	4-6	265	274	282	282	22	22	
DIV. I NON-CONF.	4- 4	165	4-4	255	294	256	256	22	22	
TOTALS	RPI 1-25	RPI 26-50	W-L RECORDS	RPI 51-100	RPI 101-150	RPI 150+				
4- 6	0- 0	0- 1	OVERALL	0- 1	1- 1	3- 3				
3- 3	0- 0	0- 1	HOME	0- 1	0- 0	3- 1				
1- 3	0- 0	0- 0	AWAY	0- 0	1- 1	0- 2				
0- 0	0- 0	0- 0	NEUTRAL	0- 0	0- 0	0- 0				
4- 4	0- 0	0- 1	NON-CONFERENCE	0- 0	1- 1	3- 2				
3- 2	0- 0	0- 1	HOME	0- 0	0- 0	3- 1				
1- 2	0- 0	0- 0	AWAY	0- 0	1- 1	0- 1				
0- 0	0- 0	0- 0	NEUTRAL	0- 0	0- 0	0- 0				
0- 2	0- 0	0- 0	CONFERENCE	0- 1	0- 0	0- 1				
0- 1	0- 0	0- 0	HOME	0- 1	0- 0	0- 0				
0- 1	0- 0	0- 0	AWAY	0- 0	0- 0	0- 1				
0- 0	0- 0	0- 0	NEUTRAL	0- 0	0- 0	0- 0				

RPI 1-25			RPI 26-50			RPI 51-100			RPI 101+			Team's RPI: 282
RPI	S	Opponent	Score	RPI	S	Opponent	Score	RPI	S	Opponent	Score	
				48	H	Colorado	75 79	66	H	Boise St.	69 72	
								125	A	Idaho	54 61	
								145	A	Northern Colo.	75 58	
								157	H	Northern Ill.	75 80	
								207	A	Tennessee	41 79	
								242	H	UC Riverside	52 40	
								316	A	San Diego St.	49 59	
								339	H	Mississippi Val.	65 46	
								348	H	Incarnate Word	75 47	
LAST 10 Division I												
316	A	San Diego St.	49 59	339	H	Mississippi Val.	65 46					
242	H	UC Riverside	52 40	207	A	Tennessee	41 79					
348	H	Incarnate Word	75 47	66	H	Boise St.	69 72					
48	H	Colorado	75 79	125	A	Idaho	54 61					
157	H	Northern Ill.	75 80	145	A	Northern Colo.	75 58					

Non-Div I Games: Western St. 56 47 Chadron St. 102 51

Colorado St.

Loss, Non-Conf, S Site, H Home A Away N Neutral



Average RPI Win:	194	WON-LOST	WINNING	LAST 10	STRENGTH OF	OPP. STRENGTH	TEAM	ADJ.	CONF.	ADJ CONF.
Average RPI Loss:	185	RECORD	PCT. RANK	GAMES	SCHEDULE	OF SCHEDULE	RPI	RPI	RPI	RPI
DIV. I ONLY	6- 3	88	6-3	270	190	160	160	8	8	
DIV. I NON-CONF.	6- 3	86	6-3	269	190	160	160	8	8	
TOTALS	RPI 1-25	RPI 26-50	W-L RECORDS	RPI 51-100	RPI 101-150	RPI 150+				
6- 3	0- 0	0- 0	OVERALL	0- 1	1- 0	5- 2				
4- 1	0- 0	0- 0	HOME	0- 0	1- 0	3- 1				
2- 2	0- 0	0- 0	AWAY	0- 1	0- 0	2- 1				
0- 0	0- 0	0- 0	NEUTRAL	0- 0	0- 0	0- 0				
6- 3	0- 0	0- 0	NON-CONFERENCE	0- 1	1- 0	5- 2				
4- 1	0- 0	0- 0	HOME	0- 0	1- 0	3- 1				
2- 2	0- 0	0- 0	AWAY	0- 1	0- 0	2- 1				
0- 0	0- 0	0- 0	NEUTRAL	0- 0	0- 0	0- 0				
0- 0	0- 0	0- 0	CONFERENCE	0- 0	0- 0	0- 0				
0- 0	0- 0	0- 0	HOME	0- 0	0- 0	0- 0				
0- 0	0- 0	0- 0	AWAY	0- 0	0- 0	0- 0				
0- 0	0- 0	0- 0	NEUTRAL	0- 0	0- 0	0- 0				

RPI 1-25			RPI 26-50			RPI 51-100			RPI 101+			Team's RPI: 160
RPI	S	Opponent	Score	RPI	S	Opponent	Score	RPI	S	Opponent	Score	
						68	A Buffalo	75	82	114	H Davidson	63 60
										155	H Fordham	70 51
										176	H Saint Joseph's	57 71
										190	A Robert Morris	61 59
										204	H Milwaukee	74 46
										235	H Georgetown	54 49
										268	A Army West Point	71 62
										310	A Albany (NY)	78 82
LAST 10 Division I												
268	A	Army West Point	71 62	114	H	Davidson	63 60					
190	A	Robert Morris	61 59	235	H	Georgetown	54 49					
68	A	Buffalo	75 82	204	H	Milwaukee	74 46					
155	H	Fordham	70 51	310	A	Albany (NY)	78 82					
176	H	Saint Joseph's	57 71									

Non-Div I Games:

Columbia

■ Loss, 
 ■ Non-Conf, 
 ■ S Site, 
 ■ H Home 
 ■ A Away 
 N Neutral



Average RPI Win:	0	WON-LOST	WINNING	LAST 10	STRENGTH OF	OPP. STRENGTH	TEAM	ADJ.	CONF.	ADJ CONF.
Average RPI Loss:	166	RECORD	PCT. RANK	GAMES	SCHEDULE	OF SCHEDULE	RPI	RPI	RPI	RPI
DIV. I ONLY	0- 10	336	0-10	172	269	328	328	31	31	
DIV. I NON-CONF.	0- 10	336	0-10	173	270	327	327	31	31	
TOTALS	RPI 1-25	RPI 26-50	W-L RECORDS	RPI 51-100	RPI 101-150	RPI 150+				
0- 10	0- 1	0- 1	OVERALL	0- 2	0- 2	0- 4				
0- 2	0- 0	0- 0	HOME	0- 0	0- 0	0- 2				
0- 8	0- 1	0- 1	AWAY	0- 2	0- 2	0- 2				
0- 0	0- 0	0- 0	NEUTRAL	0- 0	0- 0	0- 0				
0- 10	0- 1	0- 1	NON-CONFERENCE	0- 2	0- 2	0- 4				
0- 2	0- 0	0- 0	HOME	0- 0	0- 0	0- 2				
0- 8	0- 1	0- 1	AWAY	0- 2	0- 2	0- 2				
0- 0	0- 0	0- 0	NEUTRAL	0- 0	0- 0	0- 0				
0- 0	0- 0	0- 0	CONFERENCE	0- 0	0- 0	0- 0				
0- 0	0- 0	0- 0	HOME	0- 0	0- 0	0- 0				
0- 0	0- 0	0- 0	AWAY	0- 0	0- 0	0- 0				
0- 0	0- 0	0- 0	NEUTRAL	0- 0	0- 0	0- 0				

RPI 1-25				RPI 26-50				RPI 51-100				RPI 101+ Team's RPI: 328			
RPI	S	Opponent	Score	RPI	S	Opponent	Score	RPI	S	Opponent	Score	RPI	S	Opponent	Score
19	A	South Dakota	44 82	39	A	Rutgers	33 107	53	A	West Virginia	47 82	119	A	South Dakota St.	41 94
								90	A	George Washington	35 54	146	A	La Salle	46 79
												233	H	Niagara	67 82
												309	A	Marshall	47 60
												319	H	Saint Peter's	57 82
												331	A	UMBC	48 71
LAST 10 Division I															
146	A	La Salle	46 79	233	H	Niagara	67 82	19	A	South Dakota	44 82	119	A	South Dakota St.	41 94
53	A	West Virginia	47 82	90	A	George Washington	35 54	39	A	Rutgers	33 107				
309	A	Marshall	47 60												
319	H	Saint Peter's	57 82												
331	A	UMBC	48 71												

Non-Div I Games:

Coppin St.



Average RPI Win:	264	WON-LOST	WINNING	LAST 10	STRENGTH OF	OPP. STRENGTH	TEAM	ADJ.	CONF.	ADJ CONF.
Average RPI Loss:	67	RECORD	PCT. RANK	GAMES	SCHEDULE	OF SCHEDULE	RPI	RPI	RPI	RPI
DIV. I ONLY	5- 4	140	5-4	150	234	156	156	8	8	
DIV. I NON-CONF.	5- 4	142	5-4	150	234	156	156	8	8	
TOTALS	RPI 1-25	RPI 26-50	W-L RECORDS	RPI 51-100	RPI 101-150	RPI 150+				
5- 4	0- 1	0- 0	OVERALL	0- 2	0- 1	5- 0				
2- 3	0- 0	0- 0	HOME	0- 2	0- 1	2- 0				
3- 1	0- 1	0- 0	AWAY	0- 0	0- 0	3- 0				
0- 0	0- 0	0- 0	NEUTRAL	0- 0	0- 0	0- 0				
5- 4	0- 1	0- 0	NON-CONFERENCE	0- 2	0- 1	5- 0				
2- 3	0- 0	0- 0	HOME	0- 2	0- 1	2- 0				
3- 1	0- 1	0- 0	AWAY	0- 0	0- 0	3- 0				
0- 0	0- 0	0- 0	NEUTRAL	0- 0	0- 0	0- 0				
0- 0	0- 0	0- 0	CONFERENCE	0- 0	0- 0	0- 0				
0- 0	0- 0	0- 0	HOME	0- 0	0- 0	0- 0				
0- 0	0- 0	0- 0	AWAY	0- 0	0- 0	0- 0				
0- 0	0- 0	0- 0	NEUTRAL	0- 0	0- 0	0- 0				

RPI 1-25				RPI 26-50				RPI 51-100				RPI 101+				Team's RPI: 156
RPI	S	Opponent	Score	RPI	S	Opponent	Score	RPI	S	Opponent	Score	RPI	S	Opponent	Score	
16	A	TCU	49 59					60	H	Colgate	58 62	103	H	Duquesne	62 72	
								89	H	Binghamton	56 59	232	A	Delaware St.	77 51	
												233	H	Niagara	82 59	
												237	A	UMass Lowell	70 56	
												306	H	NJIT	68 44	
												310	A	Albany (NY)	71 51	
LAST 10 Division I																
233	H	Niagara	82 59	103	H	Duquesne	62 72									
306	H	NJIT	68 44	89	H	Binghamton	56 59									
60	H	Colgate	58 62	237	A	UMass Lowell	70 56									
16	A	TCU	49 59	232	A	Delaware St.	77 51									
310	A	Albany (NY)	71 51													

Non-Div I Games:

Cornell

■ Loss, 
 ■ Non-Conf, S Site, 
 ■ Home 
 ■ Away 
 N Neutral



Average RPI Win:	132	WON-LOST	WINNING	LAST 10	STRENGTH OF	OPP. STRENGTH	TEAM	ADJ.	CONF.	ADJ CONF.
Average RPI Loss:	22	RECORD	PCT. RANK	GAMES	SCHEDULE	OF SCHEDULE	RPI	RPI	RPI	RPI
DIV. I ONLY	8- 2	46	8-2	18	78	7	7	6	6	
DIV. I NON-CONF.	8- 2	46	8-2	19	79	7	7	6	6	
TOTALS	RPI 1-25	RPI 26-50	W-L RECORDS	RPI 51-100	RPI 101-150	RPI 150+				
8- 2	0- 2	0- 0	OVERALL	4- 0	2- 0	2- 0				
4- 0	0- 0	0- 0	HOME	1- 0	2- 0	1- 0				
2- 2	0- 2	0- 0	AWAY	1- 0	0- 0	1- 0				
2- 0	0- 0	0- 0	NEUTRAL	2- 0	0- 0	0- 0				
8- 2	0- 2	0- 0	NON-CONFERENCE	4- 0	2- 0	2- 0				
4- 0	0- 0	0- 0	HOME	1- 0	2- 0	1- 0				
2- 2	0- 2	0- 0	AWAY	1- 0	0- 0	1- 0				
2- 0	0- 0	0- 0	NEUTRAL	2- 0	0- 0	0- 0				
0- 0	0- 0	0- 0	CONFERENCE	0- 0	0- 0	0- 0				
0- 0	0- 0	0- 0	HOME	0- 0	0- 0	0- 0				
0- 0	0- 0	0- 0	AWAY	0- 0	0- 0	0- 0				
0- 0	0- 0	0- 0	NEUTRAL	0- 0	0- 0	0- 0				

RPI 1-25				Team's RPI: 7				RPI 26-50				RPI 51-100				RPI 101+			
RPI	S	Opponent	Score					RPI	S	Opponent	Score	RPI	S	Opponent	Score	RPI	S	Opponent	Score
19	A	South Dakota	65 72									51	H	UNI	57 54	119	H	South Dakota St.	61 48
25	A	Drake	53 63									53	N	West Virginia	82 75	143	H	Wichita St.	56 46
												67	N	Temple	69 59	263	A	Omaha	67 54
												88	A	Nebraska	79 74	271	H	North Dakota St.	70 59
LAST 10 Division I																			
								88	A	Nebraska	79 74					143	H	Wichita St.	56 46
								271	H	North Dakota St.	70 59					51	H	UNI	57 54
								25	A	Drake	53 63					19	A	South Dakota	65 72
								119	H	South Dakota St.	61 48					67	N	Temple	69 59
								263	A	Omaha	67 54					53	N	West Virginia	82 75

Non-Div I Games:

Creighton



Average RPI Win:	211	WON-LOST	WINNING	LAST 10	STRENGTH OF	OPP. STRENGTH	TEAM	ADJ.	CONF.	ADJ CONF.
Average RPI Loss:	106	RECORD	PCT. RANK	GAMES	SCHEDULE	OF SCHEDULE	RPI	RPI	RPI	RPI
DIV. I ONLY	5- 4	140	5-4	125	131	105	105	8	8	
DIV. I NON-CONF.	5- 4	142	5-4	123	129	106	106	8	8	
TOTALS	RPI 1-25	RPI 26-50	W-L RECORDS	RPI 51-100	RPI 101-150	RPI 150+				
5- 4	0- 1	0- 0	OVERALL	0- 1	1- 1	4- 1				
3- 1	0- 0	0- 0	HOME	0- 0	1- 1	2- 0				
2- 3	0- 1	0- 0	AWAY	0- 1	0- 0	2- 1				
0- 0	0- 0	0- 0	NEUTRAL	0- 0	0- 0	0- 0				
5- 4	0- 1	0- 0	NON-CONFERENCE	0- 1	1- 1	4- 1				
3- 1	0- 0	0- 0	HOME	0- 0	1- 1	2- 0				
2- 3	0- 1	0- 0	AWAY	0- 1	0- 0	2- 1				
0- 0	0- 0	0- 0	NEUTRAL	0- 0	0- 0	0- 0				
0- 0	0- 0	0- 0	CONFERENCE	0- 0	0- 0	0- 0				
0- 0	0- 0	0- 0	HOME	0- 0	0- 0	0- 0				
0- 0	0- 0	0- 0	AWAY	0- 0	0- 0	0- 0				
0- 0	0- 0	0- 0	NEUTRAL	0- 0	0- 0	0- 0				

RPI 1-25				RPI 26-50				RPI 51-100				RPI 101+ Team's RPI: 105			
RPI	S	Opponent	Score	RPI	S	Opponent	Score	RPI	S	Opponent	Score	RPI	S	Opponent	Score
8	A	Northwestern	37 79					56	A	Loyola Chicago	40 61	106	H	Texas St.	51 61
												126	H	Merrimack	57 52
												219	A	Fairfield	52 51
												229	H	Maine	57 41
												237	A	UMass Lowell	62 51
												244	H	Vermont	72 55
												255	A	Manhattan	58 70
LAST 10 Division I															
255	A	Manhattan	58 70	106	H	Texas St.	51 61								
219	A	Fairfield	52 51	237	A	UMass Lowell	62 51								
126	H	Merrimack	57 52	229	H	Maine	57 41								
244	H	Vermont	72 55	8	A	Northwestern	37 79								
				56	A	Loyola Chicago	40 61								

Non-Div I Games:



Average RPI Win:	244	WON-LOST	WINNING	LAST 10	STRENGTH OF	OPP. STRENGTH	TEAM	ADJ.	CONF.	ADJ CONF.
Average RPI Loss:	70	RECORD	PCT. RANK	GAMES	SCHEDULE	OF SCHEDULE	RPI	RPI	RPI	RPI
DIV. I ONLY	6- 4	122	6-4	258	54	114	114	10	10	
DIV. I NON-CONF.	6- 4	121	6-4	258	54	115	115	10	10	
TOTALS	RPI 1-25	RPI 26-50	W-L RECORDS	RPI 51-100	RPI 101-150	RPI 150+				
6- 4	0- 0	0- 2	OVERALL	0- 1	0- 0	6- 1				
2- 0	0- 0	0- 0	HOME	0- 0	0- 0	2- 0				
3- 4	0- 0	0- 2	AWAY	0- 1	0- 0	3- 1				
1- 0	0- 0	0- 0	NEUTRAL	0- 0	0- 0	1- 0				
6- 4	0- 0	0- 2	NON-CONFERENCE	0- 1	0- 0	6- 1				
2- 0	0- 0	0- 0	HOME	0- 0	0- 0	2- 0				
3- 4	0- 0	0- 2	AWAY	0- 1	0- 0	3- 1				
1- 0	0- 0	0- 0	NEUTRAL	0- 0	0- 0	1- 0				
0- 0	0- 0	0- 0	CONFERENCE	0- 0	0- 0	0- 0				
0- 0	0- 0	0- 0	HOME	0- 0	0- 0	0- 0				
0- 0	0- 0	0- 0	AWAY	0- 0	0- 0	0- 0				
0- 0	0- 0	0- 0	NEUTRAL	0- 0	0- 0	0- 0				

RPI S	Opponent	Score	RPI S	Opponent	Score	RPI S	Opponent	Score	RPI S	Opponent	Score	Team's RPI: 114
26	A Duke	52 82	61	A Drexel	63 74	158	A UMKC	74 64				
32	A Virginia Tech	68 88				160	A Columbia	60 63				
						189	N UC Irvine	78 72				
						235	H Georgetown	66 52				
						259	A ETSU	75 60				
						295	A High Point	73 63				
						327	H Western Caro.	101 51				
LAST 10 Division I												
160	A Columbia	60 63	295	A High Point	73 63							
158	A UMKC	74 64	259	A ETSU	75 60							
189	N UC Irvine	78 72	26	A Duke	52 82							
61	A Drexel	63 74	32	A Virginia Tech	68 88							
235	H Georgetown	66 52	327	H Western Caro.	101 51							

Non-Div I Games: Newberry 75 46

Davidson



Average RPI Win:	259	WON-LOST	WINNING	LAST 10	STRENGTH OF	OPP. STRENGTH	TEAM	ADJ.	CONF.	ADJ CONF.
Average RPI Loss:	45	RECORD	PCT. RANK	GAMES	SCHEDULE	OF SCHEDULE	RPI	RPI	RPI	RPI
DIV. I ONLY	5- 6	186	4-6	86	76	124	124	10	10	
DIV. I NON-CONF.	5- 6	186	4-6	85	77	124	124	10	10	
TOTALS	RPI 1-25	RPI 26-50	W-L RECORDS	RPI 51-100	RPI 101-150	RPI 150+				
5- 6	0- 3	0- 0	OVERALL	0- 2	0- 1	5- 0				
2- 2	0- 2	0- 0	HOME	0- 0	0- 0	2- 0				
2- 2	0- 0	0- 0	AWAY	0- 2	0- 0	2- 0				
1- 2	0- 1	0- 0	NEUTRAL	0- 0	0- 1	1- 0				
5- 6	0- 3	0- 0	NON-CONFERENCE	0- 2	0- 1	5- 0				
2- 2	0- 2	0- 0	HOME	0- 0	0- 0	2- 0				
2- 2	0- 0	0- 0	AWAY	0- 2	0- 0	2- 0				
1- 2	0- 1	0- 0	NEUTRAL	0- 0	0- 1	1- 0				
0- 0	0- 0	0- 0	CONFERENCE	0- 0	0- 0	0- 0				
0- 0	0- 0	0- 0	HOME	0- 0	0- 0	0- 0				
0- 0	0- 0	0- 0	AWAY	0- 0	0- 0	0- 0				
0- 0	0- 0	0- 0	NEUTRAL	0- 0	0- 0	0- 0				

RPI	S	Opponent	Score	RPI	S	Opponent	Score	RPI	S	Opponent	Score	RPI	S	Opponent	Score	Team's RPI: 124
1	H	UConn	37 75					68	A	Buffalo	59 67	108	N	Auburn	74 76	
9	N	Gonzaga	65 76					72	A	Central Mich.	80 81	205	A	Northeastern	71 60	
10	H	South Carolina	49 75									229	N	Maine	78 49	
												254	A	Toledo	60 42	
												294	H	Morehead St.	58 41	
												311	H	Lipscomb	82 60	
LAST 10 Division I																
68	A	Buffalo	59 67	294	H	Morehead St.	58 41									
72	A	Central Mich.	80 81	229	N	Maine	78 49									
205	A	Northeastern	71 60	108	N	Auburn	74 76									
10	H	South Carolina	49 75	9	N	Gonzaga	65 76									
254	A	Toledo	60 42	1	H	UConn	37 75									

Non-Div I Games:

Dayton



Average RPI Win:	131	WON-LOST	WINNING	LAST 10	STRENGTH OF	OPP. STRENGTH	TEAM	ADJ.	CONF.	ADJ CONF.
Average RPI Loss:	3	RECORD	PCT. RANK	GAMES	SCHEDULE	OF SCHEDULE	RPI	RPI	RPI	RPI
DIV. I ONLY	9- 2	43	8-2	46	4	15	15	6	6	
DIV. I NON-CONF.	9- 2	43	8-2	46	4	15	15	6	6	
TOTALS	RPI 1-25	RPI 26-50	W-L RECORDS	RPI 51-100	RPI 101-150	RPI 150+				
9- 2	1- 2	1- 0	OVERALL	3- 0	1- 0	3- 0				
6- 1	0- 1	1- 0	HOME	1- 0	1- 0	3- 0				
3- 1	1- 1	0- 0	AWAY	2- 0	0- 0	0- 0				
0- 0	0- 0	0- 0	NEUTRAL	0- 0	0- 0	0- 0				
9- 2	1- 2	1- 0	NON-CONFERENCE	3- 0	1- 0	3- 0				
6- 1	0- 1	1- 0	HOME	1- 0	1- 0	3- 0				
3- 1	1- 1	0- 0	AWAY	2- 0	0- 0	0- 0				
0- 0	0- 0	0- 0	NEUTRAL	0- 0	0- 0	0- 0				
0- 0	0- 0	0- 0	CONFERENCE	0- 0	0- 0	0- 0				
0- 0	0- 0	0- 0	HOME	0- 0	0- 0	0- 0				
0- 0	0- 0	0- 0	AWAY	0- 0	0- 0	0- 0				
0- 0	0- 0	0- 0	NEUTRAL	0- 0	0- 0	0- 0				

RPI	S	Opponent	Score	RPI	S	Opponent	Score	RPI	S	Opponent	Score	RPI	S	Opponent	Score
1	H	UConn	74 84	43	H	Miami (FL)	89 83	61	H	Drexel	81 57	133	H	Miami (OH)	98 79
4	A	Oregon St.	77 98					69	A	Notre Dame	105 94	204	H	Milwaukee	94 65
8	A	Northwestern	70 68					94	A	Green Bay	76 65	277	H	Alabama St.	105 76
												289	H	Arkansas St.	109 64
LAST 10 Division I															
1	H	UConn	74 84	277	H	Alabama St.	105 76								
43	H	Miami (FL)	89 83	69	A	Notre Dame	105 94								
289	H	Arkansas St.	109 64	94	A	Green Bay	76 65								
4	A	Oregon St.	77 98	8	A	Northwestern	70 68								
61	H	Drexel	81 57	204	H	Milwaukee	94 65								

Non-Div I Games:

DePaul



Delaware

Through Games Of Dec. 17, 2019

Average RPI Win:	184	WON-LOST	WINNING	LAST 10	STRENGTH OF	OPP. STRENGTH	TEAM	ADJ.	CONF.	ADJ CONF.
Average RPI Loss:	129	RECORD	PCT. RANK	GAMES	SCHEDULE	OF SCHEDULE	RPI	RPI	RPI	RPI
DIV. I ONLY	3- 7	244	3-7	194	83	217	217	20	20	
DIV. I NON-CONF.	3- 7	245	3-7	195	84	216	216	20	20	
TOTALS	RPI 1-25	RPI 26-50	W-L RECORDS	RPI 51-100	RPI 101-150	RPI 150+				
3- 7	0- 0	0- 2	OVERALL	0- 1	1- 1	2- 3				
0- 3	0- 0	0- 0	HOME	0- 1	0- 0	0- 2				
2- 4	0- 0	0- 2	AWAY	0- 0	0- 1	2- 1				
1- 0	0- 0	0- 0	NEUTRAL	0- 0	1- 0	0- 0				
3- 7	0- 0	0- 2	NON-CONFERENCE	0- 1	1- 1	2- 3				
0- 3	0- 0	0- 0	HOME	0- 1	0- 0	0- 2				
2- 4	0- 0	0- 2	AWAY	0- 0	0- 1	2- 1				
1- 0	0- 0	0- 0	NEUTRAL	0- 0	1- 0	0- 0				
0- 0	0- 0	0- 0	CONFERENCE	0- 0	0- 0	0- 0				
0- 0	0- 0	0- 0	HOME	0- 0	0- 0	0- 0				
0- 0	0- 0	0- 0	AWAY	0- 0	0- 0	0- 0				
0- 0	0- 0	0- 0	NEUTRAL	0- 0	0- 0	0- 0				

RPI 1-25				RPI 26-50				RPI 51-100				RPI 101+				Team's RPI: 217	
RPI	S	Opponent	Score	RPI	S	Opponent	Score	RPI	S	Opponent	Score	RPI	S	Opponent	Score		
				41	A	Charlotte	57 61	90	H	George Washington	49 63	101	A	UCF	49 75		
				44	A	Maryland	55 99					138	N	Santa Clara	81 80		
												169	A	Gardner-Webb	65 67		
												190	A	Robert Morris	73 62		
												225	A	Cal St. Fullerton	72 55		
												229	H	Maine	56 69		
												232	H	Delaware St.	64 67		
LAST 10 Division I																	
				41	A	Charlotte	57 61	169	A	Gardner-Webb	65 67						
				101	A	UCF	49 75	190	A	Robert Morris	73 62						
				44	A	Maryland	55 99	90	H	George Washington	49 63						
				232	H	Delaware St.	64 67	138	N	Santa Clara	81 80						
				229	H	Maine	56 69	225	A	Cal St. Fullerton	72 55						

Non-Div I Games:

Delaware

Loss, Non-Conf, S Site, H Home A Away N Neutral



Average RPI Win:	268	WON-LOST	WINNING	LAST 10	STRENGTH OF	OPP. STRENGTH	TEAM	ADJ.	CONF.	ADJ CONF.
Average RPI Loss:	148	RECORD	PCT. RANK	GAMES	SCHEDULE	OF SCHEDULE	RPI	RPI	RPI	RPI
DIV. I ONLY	2- 7	288	2-7	35	350	232	232	31	31	
DIV. I NON-CONF.	2- 7	288	2-7	35	350	231	231	31	31	
TOTALS	RPI 1-25	RPI 26-50	W-L RECORDS	RPI 51-100	RPI 101-150	RPI 150+				
2- 7	0- 0	0- 0	OVERALL	0- 2	0- 2	2- 3				
1- 5	0- 0	0- 0	HOME	0- 1	0- 2	1- 2				
1- 2	0- 0	0- 0	AWAY	0- 1	0- 0	1- 1				
0- 0	0- 0	0- 0	NEUTRAL	0- 0	0- 0	0- 0				
2- 7	0- 0	0- 0	NON-CONFERENCE	0- 2	0- 2	2- 3				
1- 5	0- 0	0- 0	HOME	0- 1	0- 2	1- 2				
1- 2	0- 0	0- 0	AWAY	0- 1	0- 0	1- 1				
0- 0	0- 0	0- 0	NEUTRAL	0- 0	0- 0	0- 0				
0- 0	0- 0	0- 0	CONFERENCE	0- 0	0- 0	0- 0				
0- 0	0- 0	0- 0	HOME	0- 0	0- 0	0- 0				
0- 0	0- 0	0- 0	AWAY	0- 0	0- 0	0- 0				
0- 0	0- 0	0- 0	NEUTRAL	0- 0	0- 0	0- 0				

RPI 1-25				RPI 26-50				RPI 51-100				RPI 101+ Team's RPI: 232			
RPI	S	Opponent	Score	RPI	S	Opponent	Score	RPI	S	Opponent	Score	RPI	S	Opponent	Score
								73	A	James Madison	64 83	113	H	Lehigh	38 68
								89	H	Binghamton	66 75	149	H	Cleveland St.	49 57
												156	H	Cornell	51 77
												166	H	William & Mary	52 73
												217	A	Delaware	67 64
												291	A	Longwood	62 78
												319	H	Saint Peter's	89 66
LAST 10 Division I															
				73	A	James Madison	64 83	291	A	Longwood	62 78				
				89	H	Binghamton	66 75	319	H	Saint Peter's	89 66				
				217	A	Delaware	67 64	149	H	Cleveland St.	49 57				
				113	H	Lehigh	38 68	166	H	William & Mary	52 73				
								156	H	Cornell	51 77				

Non-Div I Games: Post 67 41 Georgian Court 69 48

Delaware St.

Loss, Non-Conf, S Site, H Home A Away N Neutral



D  
e  
n  
v  
e  
rD  
e  
n  
v  
e  
r

Denver

Page 69



Detroit Mercy

Through Games Of Dec. 17, 2019

Average RPI Win:	0	WON-LOST	WINNING	LAST 10	STRENGTH OF	OPP. STRENGTH	TEAM	ADJ.	CONF.	ADJ CONF.
Average RPI Loss:	174	RECORD	PCT. RANK	GAMES	SCHEDULE	OF SCHEDULE	RPI	RPI	RPI	RPI
DIV. I ONLY	0- 10	336	0-10	130	307	322	322	15	15	
DIV. I NON-CONF.	0- 10	336	0-10	128	308	322	322	15	15	
TOTALS	RPI 1-25	RPI 26-50	W-L RECORDS	RPI 51-100	RPI 101-150	RPI 150+				
0- 10	0- 0	0- 0	OVERALL	0- 2	0- 3	0- 5				
0- 4	0- 0	0- 0	HOME	0- 1	0- 2	0- 1				
0- 4	0- 0	0- 0	AWAY	0- 1	0- 1	0- 2				
0- 2	0- 0	0- 0	NEUTRAL	0- 0	0- 0	0- 2				
0- 10	0- 0	0- 0	NON-CONFERENCE	0- 2	0- 3	0- 5				
0- 4	0- 0	0- 0	HOME	0- 1	0- 2	0- 1				
0- 4	0- 0	0- 0	AWAY	0- 1	0- 1	0- 2				
0- 2	0- 0	0- 0	NEUTRAL	0- 0	0- 0	0- 2				
0- 0	0- 0	0- 0	CONFERENCE	0- 0	0- 0	0- 0				
0- 0	0- 0	0- 0	HOME	0- 0	0- 0	0- 0				
0- 0	0- 0	0- 0	AWAY	0- 0	0- 0	0- 0				
0- 0	0- 0	0- 0	NEUTRAL	0- 0	0- 0	0- 0				

RPI 1-25			RPI 26-50			RPI 51-100			RPI 101+			Team's RPI: 322
RPI	S	Opponent	Score	RPI	S	Opponent	Score	RPI	S	Opponent	Score	
						56 H Loyola Chicago	60 89	102 A Michigan St.	52 110			
						92 A Butler	60 82	137 H Akron	60 81			
								139 H Valparaiso	58 77			
								172 A George Mason	62 75			
								248 A Western Mich.	67 82			
								254 H Toledo	64 82			
								256 N Tennessee Tech	47 69			
								286 N Sacred Heart	60 66			
LAST 10 Division I												
254	H	Toledo	64 82	256	N	Tennessee Tech	47 69					
139	H	Valparaiso	58 77	286	N	Sacred Heart	60 66					
92	A	Butler	60 82	137	H	Akron	60 81					
102	A	Michigan St.	52 110	248	A	Western Mich.	67 82					
56	H	Loyola Chicago	60 89	172	A	George Mason	62 75					

Non-Div I Games:

Detroit Mercy

Loss, Non-Conf, S Site, H Home A Away N Neutral



Drake

Through Games Of Dec. 17, 2019

Average RPI Win: 128		WON-LOST	WINNING	LAST 10	STRENGTH OF		OPP. STRENGTH	TEAM	ADJ.	CONF.	ADJ CONF.
Average RPI Loss: 27		RECORD	PCT. RANK	GAMES	SCHEDULE		OF SCHEDULE	RPI	RPI	RPI	RPI
DIV. I ONLY		6- 3	88	6-3	24		25	25	25	7	7
DIV. I NON-CONF.		6- 3	86	6-3	24		25	25	25	7	7
<hr/>											
TOTALS	RPI 1-25	RPI 26-50		W-L RECORDS		RPI 51-100	RPI 101-150		RPI 150+		
6- 3	1- 2	0- 1		OVERALL		0- 0	3- 0		2- 0		
4- 0	1- 0	0- 0		HOME		0- 0	2- 0		1- 0		
0- 2	0- 1	0- 1		AWAY		0- 0	0- 0		0- 0		
2- 1	0- 1	0- 0		NEUTRAL		0- 0	1- 0		1- 0		
6- 3	1- 2	0- 1		NON-CONFERENCE		0- 0	3- 0		2- 0		
4- 0	1- 0	0- 0		HOME		0- 0	2- 0		1- 0		
0- 2	0- 1	0- 1		AWAY		0- 0	0- 0		0- 0		
2- 1	0- 1	0- 0		NEUTRAL		0- 0	1- 0		1- 0		
0- 0	0- 0	0- 0		CONFERENCE		0- 0	0- 0		0- 0		
0- 0	0- 0	0- 0		HOME		0- 0	0- 0		0- 0		
0- 0	0- 0	0- 0		AWAY		0- 0	0- 0		0- 0		
0- 0	0- 0	0- 0		NEUTRAL		0- 0	0- 0		0- 0		

RPI 1-25				RPI 26-50				RPI 51-100				RPI 101+			
RPI	S	Opponent	Score	RPI	S	Opponent	Score	RPI	S	Opponent	Score	RPI	S	Opponent	Score
7	H	Creighton	63 53	40	A	Oklahoma	84 93					108	N	Auburn	83 82
19	A	South Dakota	94 102									115	H	Iowa St.	86 81
21	N	Purdue	47 67									119	H	South Dakota St.	74 67
												187	H	Western Ill.	94 75
												229	N	Maine	94 62
LAST 10 Division I															
				40	A	Oklahoma	84 93	229	N	Maine	94 62				
				108	N	Auburn	83 82	21	N	Purdue	47 67				
				115	H	Iowa St.	86 81	187	H	Western Ill.	94 75				
				119	H	South Dakota St.	74 67	7	H	Creighton	63 53				
								19	A	South Dakota	94 102				

Non-Div I Games: Waldorf 103 18

Drake

Loss, Non-Conf, S Site, H Home A Away N Neutral



Average RPI Win:	139	WON-LOST	WINNING	LAST 10	STRENGTH OF	OPP. STRENGTH	TEAM	ADJ.	CONF.	ADJ CONF.
Average RPI Loss:	57	RECORD	PCT. RANK	GAMES	SCHEDULE	OF SCHEDULE	RPI	RPI	RPI	RPI
DIV. I ONLY	6- 4	122	6-4	49	65	61	61	20	20	
DIV. I NON-CONF.	6- 4	121	6-4	49	65	62	62	20	20	
TOTALS	RPI 1-25	RPI 26-50	W-L RECORDS	RPI 51-100	RPI 101-150	RPI 150+				
6- 4	0- 1	1- 1	OVERALL	0- 1	3- 1	2- 0				
4- 1	0- 0	1- 1	HOME	0- 0	3- 0	0- 0				
2- 2	0- 1	0- 0	AWAY	0- 0	0- 1	2- 0				
0- 1	0- 0	0- 0	NEUTRAL	0- 1	0- 0	0- 0				
6- 4	0- 1	1- 1	NON-CONFERENCE	0- 1	3- 1	2- 0				
4- 1	0- 0	1- 1	HOME	0- 0	3- 0	0- 0				
2- 2	0- 1	0- 0	AWAY	0- 0	0- 1	2- 0				
0- 1	0- 0	0- 0	NEUTRAL	0- 1	0- 0	0- 0				
0- 0	0- 0	0- 0	CONFERENCE	0- 0	0- 0	0- 0				
0- 0	0- 0	0- 0	HOME	0- 0	0- 0	0- 0				
0- 0	0- 0	0- 0	AWAY	0- 0	0- 0	0- 0				
0- 0	0- 0	0- 0	NEUTRAL	0- 0	0- 0	0- 0				

RPI 1-25				RPI 26-50				RPI 51-100				RPI 101+			
RPI	S	Opponent	Score	RPI	S	Opponent	Score	RPI	S	Opponent	Score	RPI	S	Opponent	Score
15	A	DePaul	57 81	36	H	Pacific	51 58	68	N	Buffalo	59 63	107	A	Bucknell	49 60
				46	H	Richmond	58 52					114	H	Davidson	74 63
												136	H	Villanova	54 52
												146	H	La Salle	69 31
												176	A	Saint Joseph's	62 52
												215	A	Quinnipiac	66 62
LAST 10 Division I															
146	H	La Salle	69 31	176	A	Saint Joseph's	62 52								
107	A	Bucknell	49 60	68	N	Buffalo	59 63								
136	H	Villanova	54 52	46	H	Richmond	58 52								
114	H	Davidson	74 63	36	H	Pacific	51 58								
215	A	Quinnipiac	66 62	15	A	DePaul	57 81								

Non-Div I Games:

Drexel



Average RPI Win:	168	WON-LOST	WINNING	LAST 10	STRENGTH OF	OPP. STRENGTH	TEAM	ADJ.	CONF.	ADJ CONF.
Average RPI Loss:	37	RECORD	PCT. RANK	GAMES	SCHEDULE	OF SCHEDULE	RPI	RPI	RPI	RPI
DIV. I ONLY	7- 3	74	7-3	12	218	26	26	3	3	
DIV. I NON-CONF.	6- 3	86	6-3	10	246	29	29	3	3	
TOTALS	RPI 1-25	RPI 26-50	W-L RECORDS	RPI 51-100	RPI 101-150	RPI 150+				
7- 3	0- 2	0- 0	OVERALL	3- 1	1- 0	3- 0				
6- 1	0- 1	0- 0	HOME	3- 0	1- 0	2- 0				
1- 2	0- 1	0- 0	AWAY	0- 1	0- 0	1- 0				
0- 0	0- 0	0- 0	NEUTRAL	0- 0	0- 0	0- 0				
6- 3	0- 2	0- 0	NON-CONFERENCE	2- 1	1- 0	3- 0				
5- 1	0- 1	0- 0	HOME	2- 0	1- 0	2- 0				
1- 2	0- 1	0- 0	AWAY	0- 1	0- 0	1- 0				
0- 0	0- 0	0- 0	NEUTRAL	0- 0	0- 0	0- 0				
1- 0	0- 0	0- 0	CONFERENCE	1- 0	0- 0	0- 0				
1- 0	0- 0	0- 0	HOME	1- 0	0- 0	0- 0				
0- 0	0- 0	0- 0	AWAY	0- 0	0- 0	0- 0				
0- 0	0- 0	0- 0	NEUTRAL	0- 0	0- 0	0- 0				

RPI 1-25				RPI 26-50				RPI 51-100				RPI 101+			
RPI	S	Opponent	Score	RPI	S	Opponent	Score	RPI	S	Opponent	Score	RPI	S	Opponent	Score
8	H	Northwestern	42 63					63	H	Boston College	85 73	114	H	Davidson	82 52
14	A	Texas A&M	58 79					84	H	Troy	99 85	241	H	Idaho St.	85 66
								88	A	Nebraska	79 83	283	A	UNLV	57 45
								96	H	Penn	66 50	295	H	High Point	93 57
LAST 10 Division I															
63	H	Boston College	85 73	114	H	Davidson	82 52								
88	A	Nebraska	79 83	84	H	Troy	99 85								
96	H	Penn	66 50	241	H	Idaho St.	85 66								
14	A	Texas A&M	58 79	8	H	Northwestern	42 63								
295	H	High Point	93 57	283	A	UNLV	57 45								

Non-Div I Games:

Duke

Loss, Non-Conf, S Site, H Home A Away N Neutral



Average RPI Win:	230	WON-LOST	WINNING	LAST 10	STRENGTH OF	OPP. STRENGTH	TEAM	ADJ.	CONF.	ADJ CONF.
Average RPI Loss:	69	RECORD	PCT. RANK	GAMES	SCHEDULE	OF SCHEDULE	RPI	RPI	RPI	RPI
DIV. I ONLY	9- 2	43	9-1	294	98	103	103	10	10	
DIV. I NON-CONF.	9- 2	43	9-1	295	98	104	104	10	10	
TOTALS	RPI 1-25	RPI 26-50	W-L RECORDS	RPI 51-100	RPI 101-150	RPI 150+				
9- 2	0- 0	0- 0	OVERALL	0- 2	1- 0	8- 0				
3- 1	0- 0	0- 0	HOME	0- 1	0- 0	3- 0				
6- 1	0- 0	0- 0	AWAY	0- 1	1- 0	5- 0				
0- 0	0- 0	0- 0	NEUTRAL	0- 0	0- 0	0- 0				
9- 2	0- 0	0- 0	NON-CONFERENCE	0- 2	1- 0	8- 0				
3- 1	0- 0	0- 0	HOME	0- 1	0- 0	3- 0				
6- 1	0- 0	0- 0	AWAY	0- 1	1- 0	5- 0				
0- 0	0- 0	0- 0	NEUTRAL	0- 0	0- 0	0- 0				
0- 0	0- 0	0- 0	CONFERENCE	0- 0	0- 0	0- 0				
0- 0	0- 0	0- 0	HOME	0- 0	0- 0	0- 0				
0- 0	0- 0	0- 0	AWAY	0- 0	0- 0	0- 0				
0- 0	0- 0	0- 0	NEUTRAL	0- 0	0- 0	0- 0				

RPI	S	Opponent	Score	RPI	S	Opponent	Score	RPI	S	Opponent	Score	RPI	S	Opponent	Score	Team's RPI: 103
67	A	Temple	72 85	71	H	Kent St.	75 77	137	A	Akron	88 63	156	A	Cornell	72 62	
								167	H	Saint Francis (PA)	72 69	221	A	Iona	76 74	
								234	A	Lafayette	73 65	254	H	Toledo	79 74	
								255	A	Manhattan	76 65	308	A	Pittsburgh	81 62	
								337	H	Central Conn. St.	72 33					
LAST 10 Division I																
167	H	Saint Francis (PA)	72 69	137	A	Akron	88 63	337	H	Central Conn. St.	72 33	234	A	Lafayette	73 65	
156	A	Cornell	72 62	254	H	Toledo	79 74	308	A	Pittsburgh	81 62	221	A	Iona	76 74	
255	A	Manhattan	76 65	67	A	Temple	72 85									

Non-Div I Games:

Duquesne



Average RPI Win:	216	WON-LOST	WINNING	LAST 10	STRENGTH OF	OPP. STRENGTH	TEAM	ADJ.	CONF.	ADJ CONF.
Average RPI Loss:	174	RECORD	PCT. RANK	GAMES	SCHEDULE	OF SCHEDULE	RPI	RPI	RPI	RPI
DIV. I ONLY	3- 9	270	2-8	118	335	259	259	26	26	
DIV. I NON-CONF.	3- 9	269	2-8	116	335	260	260	26	26	
TOTALS	RPI 1-25	RPI 26-50	W-L RECORDS	RPI 51-100	RPI 101-150	RPI 150+				
3- 9	0- 0	0- 1	OVERALL	0- 1	0- 3	3- 4				
1- 5	0- 0	0- 0	HOME	0- 0	0- 2	1- 3				
2- 4	0- 0	0- 1	AWAY	0- 1	0- 1	2- 1				
0- 0	0- 0	0- 0	NEUTRAL	0- 0	0- 0	0- 0				
3- 9	0- 0	0- 1	NON-CONFERENCE	0- 1	0- 3	3- 4				
1- 5	0- 0	0- 0	HOME	0- 0	0- 2	1- 3				
2- 4	0- 0	0- 1	AWAY	0- 1	0- 1	2- 1				
0- 0	0- 0	0- 0	NEUTRAL	0- 0	0- 0	0- 0				
0- 0	0- 0	0- 0	CONFERENCE	0- 0	0- 0	0- 0				
0- 0	0- 0	0- 0	HOME	0- 0	0- 0	0- 0				
0- 0	0- 0	0- 0	AWAY	0- 0	0- 0	0- 0				
0- 0	0- 0	0- 0	NEUTRAL	0- 0	0- 0	0- 0				

RPI	S	Opponent	Score	RPI	S	Opponent	Score	RPI	S	Opponent	Score	RPI	S	Opponent	Score	Team's RPI: 259
31	A	Georgia Tech	48 87	84	A	Troy	61 79	104	A	N.C. A&T	69 80	114	H	Davidson	60 75	
								149	H	Cleveland St.	54 62	180	A	Liberty	63 62	
								199	H	Wake Forest	67 60	207	H	Tennessee	68 72	
								269	A	Appalachian St.	67 61	292	H	Radford	43 67	
								293	H	UNC Asheville	54 72	295	A	High Point	62 80	
LAST 10 Division I																
31	A	Georgia Tech	48 87	199	H	Wake Forest	67 60									
84	A	Troy	61 79	114	H	Davidson	60 75									
149	H	Cleveland St.	54 62	269	A	Appalachian St.	67 61									
104	A	N.C. A&T	69 80	293	H	UNC Asheville	54 72									
295	A	High Point	62 80	292	H	Radford	43 67									

Non-Div I Games:

ETSU



<div> <div>Average RPI Win: 284</div> <div>WON-LOST</div> <div>WINNING</div> <div>LAST 10</div> </div>				<div> <div>STRENGTH OF</div> <div>OPP. STRENGTH</div> </div>		<div> <div>TEAM</div> <div>ADJ.</div> </div>		<div> <div>CONF.</div> <div>ADJ CONF.</div> </div>	
<div> <div>Average RPI Loss: 153</div> <div>RECORD</div> <div>PCT. RANK</div> <div>GAMES</div> </div>				<div> <div>SCHEDULE</div> <div>OF SCHEDULE</div> </div>		<div> <div>RPI</div> <div>RPI</div> </div>		<div> <div>RPI</div> <div>RPI</div> </div>	
DIV. I ONLY				189	232	273	273	9	9
DIV. I NON-CONF.				190	232	274	274	9	9
TOTALS		RPI 1-25	RPI 26-50	W-L RECORDS	RPI 51-100	RPI 101-150	RPI 150+		
3- 7	0- 0		0- 1	OVERALL	0- 1	0- 0	3- 5		
2- 4	0- 0		0- 1	HOME	0- 1	0- 0	2- 2		
1- 3	0- 0		0- 0	AWAY	0- 0	0- 0	1- 3		
0- 0	0- 0		0- 0	NEUTRAL	0- 0	0- 0	0- 0		
3- 7	0- 0		0- 1	NON-CONFERENCE	0- 1	0- 0	3- 5		
2- 4	0- 0		0- 1	HOME	0- 1	0- 0	2- 2		
1- 3	0- 0		0- 0	AWAY	0- 0	0- 0	1- 3		
0- 0	0- 0		0- 0	NEUTRAL	0- 0	0- 0	0- 0		
0- 0	0- 0		0- 0	CONFERENCE	0- 0	0- 0	0- 0		
0- 0	0- 0		0- 0	HOME	0- 0	0- 0	0- 0		
0- 0	0- 0		0- 0	AWAY	0- 0	0- 0	0- 0		
0- 0	0- 0		0- 0	NEUTRAL	0- 0	0- 0	0- 0		

RPI 1-25				RPI 26-50				RPI 51-100				RPI 101+				Team's RPI: 273	
RPI	S	Opponent	Score	RPI	S	Opponent	Score	RPI	S	Opponent	Score	RPI	S	Opponent	Score		
				41	H	Charlotte	47 59	83	H	Middle Tenn.	66 68	166	H	William & Mary	68 78		
												180	A	Liberty	66 81		
												191	A	VCU	40 53		
												199	A	Wake Forest	53 76		
												212	H	Howard	51 67		
												261	H	UMES	57 42		
												291	A	Longwood	64 61		
												301	H	USC Upstate	69 48		
LAST 10 Division I																	
				212	H	Howard	51 67	291	A	Longwood	64 61						
				180	A	Liberty	66 81	261	H	UMES	57 42						
				199	A	Wake Forest	53 76	191	A	VCU	40 53						
				301	H	USC Upstate	69 48	41	H	Charlotte	47 59						
				83	H	Middle Tenn.	66 68	166	H	William & Mary	68 78						

Non-Div I Games:

East Carolina

Loss, Non-Conf, S Site, H Home A Away N Neutral



Average RPI Win:	306	WON-LOST	WINNING	LAST 10	STRENGTH OF	OPP. STRENGTH	TEAM	ADJ.	CONF.	ADJ CONF.
Average RPI Loss:	124	RECORD	PCT. RANK	GAMES	SCHEDULE	OF SCHEDULE	RPI	RPI	RPI	RPI
DIV. I ONLY	4- 3	135	4-3	325	221	250	250	21	21	
DIV. I NON-CONF.	4- 3	136	4-3	326	220	251	251	21	21	
TOTALS	RPI 1-25	RPI 26-50	W-L RECORDS	RPI 51-100	RPI 101-150	RPI 150+				
4- 3	0- 0	0- 0	OVERALL	0- 2	0- 0	4- 1				
1- 2	0- 0	0- 0	HOME	0- 1	0- 0	1- 1				
3- 1	0- 0	0- 0	AWAY	0- 1	0- 0	3- 0				
0- 0	0- 0	0- 0	NEUTRAL	0- 0	0- 0	0- 0				
4- 3	0- 0	0- 0	NON-CONFERENCE	0- 2	0- 0	4- 1				
1- 2	0- 0	0- 0	HOME	0- 1	0- 0	1- 1				
3- 1	0- 0	0- 0	AWAY	0- 1	0- 0	3- 0				
0- 0	0- 0	0- 0	NEUTRAL	0- 0	0- 0	0- 0				
0- 0	0- 0	0- 0	CONFERENCE	0- 0	0- 0	0- 0				
0- 0	0- 0	0- 0	HOME	0- 0	0- 0	0- 0				
0- 0	0- 0	0- 0	AWAY	0- 0	0- 0	0- 0				
0- 0	0- 0	0- 0	NEUTRAL	0- 0	0- 0	0- 0				

RPI 1-25				RPI 26-50				RPI 51-100				RPI 101+				Team's RPI: 250	
RPI	S	Opponent	Score	RPI	S	Opponent	Score	RPI	S	Opponent	Score	RPI	S	Opponent	Score		
								56	H	Loyola Chicago	51	67	252	H	Indiana St.	57	59
								64	A	Wisconsin	55	63	263	H	Omaha	65	52
													311	A	Lipscomb	66	56
													314	A	UIC	80	45
													334	A	Evansville	90	44
LAST 10 Division I																	
				263	H	Omaha	65	52	334	A	Evansville	90	44				
				311	A	Lipscomb	66	56	314	A	UIC	80	45				
				64	A	Wisconsin	55	63	56	H	Loyola Chicago	51	67				
									252	H	Indiana St.	57	59				

Non-Div I Games: Lindenwood (MO) 88 66

Eastern Ill.



Eastern Ky.

Through Games Of Dec. 17, 2019

Average RPI Win:	243	WON-LOST	WINNING	LAST 10	STRENGTH OF	OPP. STRENGTH	TEAM	ADJ.	CONF.	ADJ CONF.
Average RPI Loss:	116	RECORD	PCT. RANK	GAMES	SCHEDULE	OF SCHEDULE	RPI	RPI	RPI	RPI
DIV. I ONLY	5- 4	140	5-4	252	180	186	186	21	21	
DIV. I NON-CONF.	5- 4	142	5-4	252	180	182	182	21	21	
TOTALS	RPI 1-25	RPI 26-50	W-L RECORDS	RPI 51-100	RPI 101-150	RPI 150+				
5- 4	0- 0	0- 0	OVERALL	0- 2	1- 1	4- 1				
2- 2	0- 0	0- 0	HOME	0- 0	0- 1	2- 1				
3- 2	0- 0	0- 0	AWAY	0- 2	1- 0	2- 0				
0- 0	0- 0	0- 0	NEUTRAL	0- 0	0- 0	0- 0				
5- 4	0- 0	0- 0	NON-CONFERENCE	0- 2	1- 1	4- 1				
2- 2	0- 0	0- 0	HOME	0- 0	0- 1	2- 1				
3- 2	0- 0	0- 0	AWAY	0- 2	1- 0	2- 0				
0- 0	0- 0	0- 0	NEUTRAL	0- 0	0- 0	0- 0				
0- 0	0- 0	0- 0	CONFERENCE	0- 0	0- 0	0- 0				
0- 0	0- 0	0- 0	HOME	0- 0	0- 0	0- 0				
0- 0	0- 0	0- 0	AWAY	0- 0	0- 0	0- 0				
0- 0	0- 0	0- 0	NEUTRAL	0- 0	0- 0	0- 0				

RPI 1-25			RPI 26-50			RPI 51-100			RPI 101+			Team's RPI: 186
RPI	S	Opponent	Score	RPI	S	Opponent	Score	RPI	S	Opponent	Score	
						86	A Vanderbilt	69	75	122	A Memphis	63 60
						92	A Butler	41	73	133	H Miami (OH)	57 75
										151	H Youngstown St.	63 72
										243	H Northern Ky.	69 62
										275	A Xavier	56 55
										280	H Chattanooga	71 65
										297	A Mercer	61 60
LAST 10 Division I												
275	A	Xavier	56 55	86	A	Vanderbilt	69 75					
151	H	Youngstown St.	63 72	92	A	Butler	41 73					
280	H	Chattanooga	71 65	122	A	Memphis	63 60					
297	A	Mercer	61 60	243	H	Northern Ky.	69 62					
133	H	Miami (OH)	57 75									

Non-Div I Games: Alice Lloyd 102 65

Eastern Ky.

Loss, Non-Conf, S Site, H Home A Away N Neutral



Average RPI Win:	248	WON-LOST	WINNING	LAST 10	STRENGTH OF	OPP. STRENGTH	TEAM	ADJ.	CONF.	ADJ CONF.
Average RPI Loss:	103	RECORD	PCT. RANK	GAMES	SCHEDULE	OF SCHEDULE	RPI	RPI	RPI	RPI
DIV. I ONLY	2- 6	270	2-6	23	322	202	202	11	11	
DIV. I NON-CONF.	2- 6	269	2-6	23	322	202	202	11	11	
TOTALS	RPI 1-25	RPI 26-50	W-L RECORDS	RPI 51-100	RPI 101-150	RPI 150+				
2- 6	0- 0	0- 1	OVERALL	0- 2	0- 2	2- 1				
2- 2	0- 0	0- 1	HOME	0- 1	0- 0	2- 0				
0- 4	0- 0	0- 0	AWAY	0- 1	0- 2	0- 1				
0- 0	0- 0	0- 0	NEUTRAL	0- 0	0- 0	0- 0				
2- 6	0- 0	0- 1	NON-CONFERENCE	0- 2	0- 2	2- 1				
2- 2	0- 0	0- 1	HOME	0- 1	0- 0	2- 0				
0- 4	0- 0	0- 0	AWAY	0- 1	0- 2	0- 1				
0- 0	0- 0	0- 0	NEUTRAL	0- 0	0- 0	0- 0				
0- 0	0- 0	0- 0	CONFERENCE	0- 0	0- 0	0- 0				
0- 0	0- 0	0- 0	HOME	0- 0	0- 0	0- 0				
0- 0	0- 0	0- 0	AWAY	0- 0	0- 0	0- 0				
0- 0	0- 0	0- 0	NEUTRAL	0- 0	0- 0	0- 0				

RPI 1-25				RPI 26-50				RPI 51-100				RPI 101+				Team's RPI: 202	
RPI	S	Opponent	Score	RPI	S	Opponent	Score	RPI	S	Opponent	Score	RPI	S	Opponent	Score		
				47	H	Michigan	38 57	87	H	Southern Ill.	54 85	102	A	Michigan St.	50 85		
								89	A	Binghamton	67 78	143	A	Wichita St.	52 63		
												151	A	Youngstown St.	77 79		
												161	H	Southeast Mo. St.	69 64		
												335	H	Purdue Fort Wayne	64 40		
LAST 10 Division I																	
				89	A	Binghamton	67 78	335	H	Purdue Fort Wayne	64 40						
				47	H	Michigan	38 57	143	A	Wichita St.	52 63						
				87	H	Southern Ill.	54 85	102	A	Michigan St.	50 85						
				161	H	Southeast Mo. St.	69 64										
				151	A	Youngstown St.	77 79										

Non-Div I Games: Olivet 95 38

Eastern Mich.

■ Loss, 
 ■ Non-Conf, 
 ■ S Site, 
 ■ H Home 
 ■ A Away 
 N Neutral



Average RPI Win:	0	WON-LOST	WINNING	LAST 10	STRENGTH OF	OPP. STRENGTH	TEAM	ADJ.	CONF.	ADJ CONF.
Average RPI Loss:	120	RECORD	PCT. RANK	GAMES	SCHEDULE	OF SCHEDULE	RPI	RPI	RPI	RPI
DIV. I ONLY	0- 6	336	0-6	9	228	223	223	18	18	
DIV. I NON-CONF.	0- 6	336	0-6	9	228	222	222	18	18	
TOTALS	RPI 1-25	RPI 26-50	W-L RECORDS	RPI 51-100	RPI 101-150	RPI 150+				
0- 6	0- 2	0- 0	OVERALL	0- 1	0- 0	0- 3				
0- 2	0- 0	0- 0	HOME	0- 1	0- 0	0- 1				
0- 4	0- 2	0- 0	AWAY	0- 0	0- 0	0- 2				
0- 0	0- 0	0- 0	NEUTRAL	0- 0	0- 0	0- 0				
0- 6	0- 2	0- 0	NON-CONFERENCE	0- 1	0- 0	0- 3				
0- 2	0- 0	0- 0	HOME	0- 1	0- 0	0- 1				
0- 4	0- 2	0- 0	AWAY	0- 0	0- 0	0- 2				
0- 0	0- 0	0- 0	NEUTRAL	0- 0	0- 0	0- 0				
0- 0	0- 0	0- 0	CONFERENCE	0- 0	0- 0	0- 0				
0- 0	0- 0	0- 0	HOME	0- 0	0- 0	0- 0				
0- 0	0- 0	0- 0	AWAY	0- 0	0- 0	0- 0				
0- 0	0- 0	0- 0	NEUTRAL	0- 0	0- 0	0- 0				

RPI 1-25				RPI 26-50				RPI 51-100				RPI 101+ Team's RPI: 223			
RPI	S	Opponent	Score	RPI	S	Opponent	Score	RPI	S	Opponent	Score	RPI	S	Opponent	Score
2	A	Stanford	27 92					66	H	Boise St.	61 63	163	A	San Jose St.	66 84
9	A	Gonzaga	44 84									184	A	Utah	49 87
												298	H	Pepperdine	52 53
LAST 10 Division I															
163	A	San Jose St.	66 84	66	H	Boise St.	61 63	298	H	Pepperdine	52 53				
2	A	Stanford	27 92					9	A	Gonzaga	44 84				
								184	A	Utah	49 87				

Non-Div I Games: Northwest Chrst. 81 62

Eastern Wash.



Average RPI Win:	293	WON-LOST	WINNING	LAST 10	STRENGTH OF	OPP. STRENGTH	TEAM	ADJ.	CONF.	ADJ CONF.
Average RPI Loss:	95	RECORD	PCT. RANK	GAMES	SCHEDULE	OF SCHEDULE	RPI	RPI	RPI	RPI
DIV. I ONLY	3- 5	219	3-5	136	209	201	201	20	20	
DIV. I NON-CONF.	3- 5	219	3-5	136	209	201	201	20	20	
TOTALS	RPI 1-25	RPI 26-50	W-L RECORDS	RPI 51-100	RPI 101-150	RPI 150+				
3- 5	0- 1	0- 0	OVERALL	0- 3	0- 0	3- 1				
2- 1	0- 0	0- 0	HOME	0- 0	0- 0	2- 1				
1- 3	0- 1	0- 0	AWAY	0- 2	0- 0	1- 0				
0- 1	0- 0	0- 0	NEUTRAL	0- 1	0- 0	0- 0				
3- 5	0- 1	0- 0	NON-CONFERENCE	0- 3	0- 0	3- 1				
2- 1	0- 0	0- 0	HOME	0- 0	0- 0	2- 1				
1- 3	0- 1	0- 0	AWAY	0- 2	0- 0	1- 0				
0- 1	0- 0	0- 0	NEUTRAL	0- 1	0- 0	0- 0				
0- 0	0- 0	0- 0	CONFERENCE	0- 0	0- 0	0- 0				
0- 0	0- 0	0- 0	HOME	0- 0	0- 0	0- 0				
0- 0	0- 0	0- 0	AWAY	0- 0	0- 0	0- 0				
0- 0	0- 0	0- 0	NEUTRAL	0- 0	0- 0	0- 0				

RPI S	Opponent	Score	RPI S	Opponent	Score	RPI S	Opponent	Score	RPI S	Opponent	Score	Team's RPI: 201
20 A	NC State	49 62				80 A	North Carolina	46 76	199 H	Wake Forest	57 69	
						82 N	IUPUI	53 59	269 H	Appalachian St.	67 66	
						95 A	Marist	55 63	283 A	UNLV	50 44	
									327 H	Western Caro.	68 24	
LAST 10 Division I												
20 A	NC State	49 62	199 H	Wake Forest	57 69							
82 N	IUPUI	53 59	80 A	North Carolina	46 76							
283 A	UNLV	50 44	95 A	Marist	55 63							
			269 H	Appalachian St.	67 66							
			327 H	Western Caro.	68 24							

Non-Div I Games: Newberry 73 53

Elon



EVANSVILLE				Through Games of Dec. 17, 1919						
Average RPI Win:	309	WON-LOST	WINNING	LAST 10	STRENGTH OF	OPP. STRENGTH	TEAM	ADJ.	CONF.	ADJ CONF.
Average RPI Loss:	203	RECORD	PCT. RANK	GAMES	SCHEDULE	OF SCHEDULE	RPI	RPI	RPI	RPI
DIV. I ONLY	1- 7	316	1-7	231	344	334	334	7	7	
DIV. I NON-CONF.	1- 7	315	1-7	230	344	334	334	7	7	
TOTALS	RPI 1-25		RPI 26-50	W-L RECORDS		RPI 51-100	RPI 101-150		RPI 150+	
1- 7	0- 0		0- 0	OVERALL		0- 0	0- 2		1- 5	
1- 2	0- 0		0- 0	HOME		0- 0	0- 1		1- 1	
0- 5	0- 0		0- 0	AWAY		0- 0	0- 1		0- 4	
0- 0	0- 0		0- 0	NEUTRAL		0- 0	0- 0		0- 0	
1- 7	0- 0		0- 0	NON-CONFERENCE		0- 0	0- 2		1- 5	
1- 2	0- 0		0- 0	HOME		0- 0	0- 1		1- 1	
0- 5	0- 0		0- 0	AWAY		0- 0	0- 1		0- 4	
0- 0	0- 0		0- 0	NEUTRAL		0- 0	0- 0		0- 0	
0- 0	0- 0		0- 0	CONFERENCE		0- 0	0- 0		0- 0	
0- 0	0- 0		0- 0	HOME		0- 0	0- 0		0- 0	
0- 0	0- 0		0- 0	AWAY		0- 0	0- 0		0- 0	
0- 0	0- 0		0- 0	NEUTRAL		0- 0	0- 0		0- 0	

RPI 1-25				RPI 26-50				RPI 51-100				RPI 101+				Team's RPI: 334	
RPI	S	Opponent	Score	RPI	S	Opponent	Score	RPI	S	Opponent	Score	RPI	S	Opponent	Score		
												128	H	Murray St.	59	61	
												140	A	Austin Peay	64	80	
												152	A	Illinois	44	59	
												161	A	Southeast Mo. St.	60	83	
												250	H	Eastern Ill.	44	90	
												253	A	SIUE	74	85	
												309	H	Marshall	66	62	
												335	A	Purdue Fort Wayne	64	67	
LAST 10 Division I																	
				152	A	Illinois	44	59	250	H	Eastern Ill.	44	90				
				335	A	Purdue Fort Wayne	64	67	253	A	SIUE	74	85				
				128	H	Murray St.	59	61	161	A	Southeast Mo. St.	60	83				
				309	H	Marshall	66	62									
				140	A	Austin Peay	64	80									

Non-Div I Games:	Brescia	77	61
------------------	---------	----	----

Evansville

Loss, Non-Conf, S Site, H Home A Away N Neutral



Average RPI Win:	166	WON-LOST	WINNING	LAST 10	STRENGTH OF	OPP. STRENGTH	TEAM	ADJ.	CONF.	ADJ CONF.
Average RPI Loss:	6	RECORD	PCT. RANK	GAMES	SCHEDULE	OF SCHEDULE	RPI	RPI	RPI	RPI
DIV. I ONLY	8- 1	27	8-1	216	20	35	35	17	17	
DIV. I NON-CONF.	8- 1	27	8-1	215	20	35	35	17	17	
TOTALS	RPI 1-25	RPI 26-50	W-L RECORDS	RPI 51-100	RPI 101-150	RPI 150+				
8- 1	0- 1	0- 0	OVERALL	2- 0	3- 0	3- 0				
2- 0	0- 0	0- 0	HOME	0- 0	1- 0	1- 0				
2- 1	0- 1	0- 0	AWAY	1- 0	0- 0	1- 0				
4- 0	0- 0	0- 0	NEUTRAL	1- 0	2- 0	1- 0				
8- 1	0- 1	0- 0	NON-CONFERENCE	2- 0	3- 0	3- 0				
2- 0	0- 0	0- 0	HOME	0- 0	1- 0	1- 0				
2- 1	0- 1	0- 0	AWAY	1- 0	0- 0	1- 0				
4- 0	0- 0	0- 0	NEUTRAL	1- 0	2- 0	1- 0				
0- 0	0- 0	0- 0	CONFERENCE	0- 0	0- 0	0- 0				
0- 0	0- 0	0- 0	HOME	0- 0	0- 0	0- 0				
0- 0	0- 0	0- 0	AWAY	0- 0	0- 0	0- 0				
0- 0	0- 0	0- 0	NEUTRAL	0- 0	0- 0	0- 0				

RPI 1-25				RPI 26-50				Team's RPI: 35				RPI 51-100				RPI 101+			
RPI	S	Opponent	Score	RPI	S	Opponent	Score	RPI	S	Opponent	Score	RPI	S	Opponent	Score	RPI	S	Opponent	Score
6	A	Princeton	53 67									69	N	Notre Dame	69 60	101	H	UCF	72 50
												100	A	Houston	57 45	118	N	South Fla.	81 77
																119	N	South Dakota St.	71 70
																167	N	Saint Francis (PA)	97 64
																320	A	FIU	100 54
																337	H	Central Conn. St.	94 60
LAST 10 Division I																			
				119	N	South Dakota St.	71 70					337	H	Central Conn. St.	94 60				
				118	N	South Fla.	81 77					100	A	Houston	57 45				
				69	N	Notre Dame	69 60					101	H	UCF	72 50				
				167	N	Saint Francis (PA)	97 64					320	A	FIU	100 54				
				6	A	Princeton	53 67												

Non-Div I Games: Webber Int'l 99 48 Fla. Memorial 91 47 Johnson & Wales (FL89 56

FGCU

Loss, Non-Conf, S Site, H Home A Away N Neutral



Average RPI Win:	325	WON-LOST	WINNING	LAST 10	STRENGTH OF	OPP. STRENGTH	TEAM	ADJ.	CONF.	ADJ CONF.
Average RPI Loss:	170	RECORD	PCT. RANK	GAMES	SCHEDULE	OF SCHEDULE	RPI	RPI	RPI	RPI
DIV. I ONLY	2- 6	270	2-6	310	273	320	320	14	14	
DIV. I NON-CONF.	2- 6	269	2-6	310	274	319	319	14	14	
TOTALS	RPI 1-25	RPI 26-50	W-L RECORDS	RPI 51-100	RPI 101-150	RPI 150+				
2- 6	0- 0	0- 1	OVERALL	0- 1	0- 0	2- 4				
0- 5	0- 0	0- 1	HOME	0- 1	0- 0	0- 3				
2- 1	0- 0	0- 0	AWAY	0- 0	0- 0	2- 1				
0- 0	0- 0	0- 0	NEUTRAL	0- 0	0- 0	0- 0				
2- 6	0- 0	0- 1	NON-CONFERENCE	0- 1	0- 0	2- 4				
0- 5	0- 0	0- 1	HOME	0- 1	0- 0	0- 3				
2- 1	0- 0	0- 0	AWAY	0- 0	0- 0	2- 1				
0- 0	0- 0	0- 0	NEUTRAL	0- 0	0- 0	0- 0				
0- 0	0- 0	0- 0	CONFERENCE	0- 0	0- 0	0- 0				
0- 0	0- 0	0- 0	HOME	0- 0	0- 0	0- 0				
0- 0	0- 0	0- 0	AWAY	0- 0	0- 0	0- 0				
0- 0	0- 0	0- 0	NEUTRAL	0- 0	0- 0	0- 0				

RPI 1-25	RPI 26-50	RPI 51-100	RPI 101+	Team's RPI: 320
RPI S Opponent Score	RPI S Opponent Score	RPI S Opponent Score	RPI S Opponent Score	
	35 H FGCU 54 100	91 H North Florida 49 64	183 H Bethune-Cookman 60 65	
			218 A Jacksonville 52 77	
			243 H Northern Ky. 45 67	
			247 H Oakland 49 58	
			324 A N.C. Central 59 58	
			326 A Georgia St. 70 63	
LAST 10 Division I				
	247 H Oakland 49 58	218 A Jacksonville 52 77		
	183 H Bethune-Cookman 60 65	324 A N.C. Central 59 58		
	91 H North Florida 49 64	243 H Northern Ky. 45 67		
	326 A Georgia St. 70 63			
	35 H FGCU 54 100			

Non-Div I Games:

FIU



## Fairfield

Through Games Of Dec. 17, 2019

Average RPI Win:	285	WON-LOST	WINNING	LAST 10	STRENGTH OF	OPP. STRENGTH	TEAM	ADJ.	CONF.	ADJ CONF.
Average RPI Loss:	89	RECORD	PCT. RANK	GAMES	SCHEDULE	OF SCHEDULE	RPI	RPI	RPI	RPI
DIV. I ONLY	3- 4	200	3-4	236	158	219	219	19	19	
DIV. I NON-CONF.	3- 4	200	3-4	236	157	218	218	19	19	
TOTALS	RPI 1-25	RPI 26-50	W-L RECORDS	RPI 51-100	RPI 101-150	RPI 150+				
3- 4	0- 0	0- 0	OVERALL	0- 2	0- 2	3- 0				
2- 1	0- 0	0- 0	HOME	0- 0	0- 1	2- 0				
1- 3	0- 0	0- 0	AWAY	0- 2	0- 1	1- 0				
0- 0	0- 0	0- 0	NEUTRAL	0- 0	0- 0	0- 0				
3- 4	0- 0	0- 0	NON-CONFERENCE	0- 2	0- 2	3- 0				
2- 1	0- 0	0- 0	HOME	0- 0	0- 1	2- 0				
1- 3	0- 0	0- 0	AWAY	0- 2	0- 1	1- 0				
0- 0	0- 0	0- 0	NEUTRAL	0- 0	0- 0	0- 0				
0- 0	0- 0	0- 0	CONFERENCE	0- 0	0- 0	0- 0				
0- 0	0- 0	0- 0	HOME	0- 0	0- 0	0- 0				
0- 0	0- 0	0- 0	AWAY	0- 0	0- 0	0- 0				
0- 0	0- 0	0- 0	NEUTRAL	0- 0	0- 0	0- 0				

RPI 1-25				RPI 26-50				RPI 51-100				RPI 101+				Team's RPI: 219	
RPI	S	Opponent	Score	RPI	S	Opponent	Score	RPI	S	Opponent	Score	RPI	S	Opponent	Score		
								65	A	Seton Hall	44	74	105	H	Dartmouth	51	52
								67	A	Temple	59	77	117	A	Rhode Island	41	74
													185	H	Navy	66	52
													333	H	Hofstra	73	64
													336	A	LIU Brooklyn	53	51
LAST 10 Division I																	
				65	A	Seton Hall	44	74	333	H	Hofstra	73	64				
				67	A	Temple	59	77	185	H	Navy	66	52				
									117	A	Rhode Island	41	74				
									105	H	Dartmouth	51	52				
									336	A	LIU Brooklyn	53	51				

Non-Div I Games:

Fairfield

■ Loss, 
 ■ Non-Conf, 
 ■ S Site, 
 ■ H Home 
 ■ A Away 
 N Neutral



Average RPI Win:	306	WON-LOST	WINNING	LAST 10	STRENGTH OF	OPP. STRENGTH	TEAM	ADJ.	CONF.	ADJ CONF.
Average RPI Loss:	236	RECORD	PCT. RANK	GAMES	SCHEDULE	OF SCHEDULE	RPI	RPI	RPI	RPI
DIV. I ONLY	1- 7	316	1-7	323	321	342	342	29	29	
DIV. I NON-CONF.	1- 7	315	1-7	324	321	342	342	29	29	
TOTALS	RPI 1-25	RPI 26-50	W-L RECORDS	RPI 51-100	RPI 101-150	RPI 150+				
1- 7	0- 0	0- 0	OVERALL	0- 1	0- 0	1- 6				
0- 4	0- 0	0- 0	HOME	0- 1	0- 0	0- 3				
1- 3	0- 0	0- 0	AWAY	0- 0	0- 0	1- 3				
0- 0	0- 0	0- 0	NEUTRAL	0- 0	0- 0	0- 0				
1- 7	0- 0	0- 0	NON-CONFERENCE	0- 1	0- 0	1- 6				
0- 4	0- 0	0- 0	HOME	0- 1	0- 0	0- 3				
1- 3	0- 0	0- 0	AWAY	0- 0	0- 0	1- 3				
0- 0	0- 0	0- 0	NEUTRAL	0- 0	0- 0	0- 0				
0- 0	0- 0	0- 0	CONFERENCE	0- 0	0- 0	0- 0				
0- 0	0- 0	0- 0	HOME	0- 0	0- 0	0- 0				
0- 0	0- 0	0- 0	AWAY	0- 0	0- 0	0- 0				
0- 0	0- 0	0- 0	NEUTRAL	0- 0	0- 0	0- 0				

RPI 1-25				RPI 26-50				RPI 51-100				RPI 101+				Team's RPI: 342	
RPI	S	Opponent	Score	RPI	S	Opponent	Score	RPI	S	Opponent	Score	RPI	S	Opponent	Score		
								89	H	Binghamton	48	60	212	A	Howard	56	64
													234	A	Lafayette	29	61
													255	H	Manhattan	61	62
													268	H	Army West Point	68	70
													283	H	Loyola Maryland	46	75
													306	A	NJIT	68	59
													308	A	Pittsburgh	60	69
LAST 10 Division I																	
				306	A	NJIT	68	59	89	H	Binghamton	48	60				
				212	A	Howard	56	64	308	A	Pittsburgh	60	69				
				268	H	Army West Point	68	70	255	H	Manhattan	61	62				
									283	H	Loyola Maryland	46	75				
									234	A	Lafayette	29	61				

Non-Div I Games:

Fairleigh Dickinson



Fla. Atlantic

Through Games Of Dec. 17, 2019

Average RPI Win:	262	WON-LOST	WINNING	LAST 10	STRENGTH OF	OPP. STRENGTH	TEAM	ADJ.	CONF.	ADJ CONF.
Average RPI Loss:	31	RECORD	PCT. RANK	GAMES	SCHEDULE	OF SCHEDULE	RPI	RPI	RPI	RPI
DIV. I ONLY	6- 3	88	6-3	244	91	130	130	14	14	
DIV. I NON-CONF.	6- 3	86	6-3	244	92	130	130	14	14	
TOTALS	RPI 1-25	RPI 26-50	W-L RECORDS	RPI 51-100	RPI 101-150	RPI 150+				
6- 3	0- 1	0- 2	OVERALL	0- 0	0- 0	6- 0				
4- 1	0- 0	0- 1	HOME	0- 0	0- 0	4- 0				
2- 2	0- 1	0- 1	AWAY	0- 0	0- 0	2- 0				
0- 0	0- 0	0- 0	NEUTRAL	0- 0	0- 0	0- 0				
6- 3	0- 1	0- 2	NON-CONFERENCE	0- 0	0- 0	6- 0				
4- 1	0- 0	0- 1	HOME	0- 0	0- 0	4- 0				
2- 2	0- 1	0- 1	AWAY	0- 0	0- 0	2- 0				
0- 0	0- 0	0- 0	NEUTRAL	0- 0	0- 0	0- 0				
0- 0	0- 0	0- 0	CONFERENCE	0- 0	0- 0	0- 0				
0- 0	0- 0	0- 0	HOME	0- 0	0- 0	0- 0				
0- 0	0- 0	0- 0	AWAY	0- 0	0- 0	0- 0				
0- 0	0- 0	0- 0	NEUTRAL	0- 0	0- 0	0- 0				

RPI 1-25				RPI 26-50				RPI 51-100				RPI 101+ Team's RPI: 130			
RPI	S	Opponent	Score	RPI	S	Opponent	Score	RPI	S	Opponent	Score	RPI	S	Opponent	Score
18	A	Iowa	53 85	30	H	Kansas	60 90					213	H	Siena	83 39
				46	A	Richmond	55 57					240	A	Hampton	64 63
												248	A	Western Mich.	80 79
												249	H	Little Rock	79 72
												283	H	Loyola Maryland	72 61
												337	H	Central Conn. St.	72 54
LAST 10 Division I															
337	H	Central Conn. St.	72 54	213	H	Siena	83 39								
30	H	Kansas	60 90	46	A	Richmond	55 57								
283	H	Loyola Maryland	72 61	240	A	Hampton	64 63								
248	A	Western Mich.	80 79	18	A	Iowa	53 85								
249	H	Little Rock	79 72												

Non-Div I Games:

Fla. Atlantic

Loss, Non-Conf, S Site, H Home A Away N Neutral



Average RPI Win:	272	WON-LOST	WINNING	LAST 10	STRENGTH OF	OPP. STRENGTH	TEAM	ADJ.	CONF.	ADJ CONF.
Average RPI Loss:	18	RECORD	PCT. RANK	GAMES	SCHEDULE	OF SCHEDULE	RPI	RPI	RPI	RPI
DIV. I ONLY	7- 3	74	7-3	290	82	174	174	5	5	
DIV. I NON-CONF.	7- 3	75	7-3	290	83	171	171	5	5	
TOTALS	RPI 1-25	RPI 26-50	W-L RECORDS	RPI 51-100	RPI 101-150	RPI 150+				
7- 3	0- 2	0- 1	OVERALL	0- 0	0- 0	7- 0				
5- 2	0- 2	0- 0	HOME	0- 0	0- 0	5- 0				
2- 1	0- 0	0- 1	AWAY	0- 0	0- 0	2- 0				
0- 0	0- 0	0- 0	NEUTRAL	0- 0	0- 0	0- 0				
7- 3	0- 2	0- 1	NON-CONFERENCE	0- 0	0- 0	7- 0				
5- 2	0- 2	0- 0	HOME	0- 0	0- 0	5- 0				
2- 1	0- 0	0- 1	AWAY	0- 0	0- 0	2- 0				
0- 0	0- 0	0- 0	NEUTRAL	0- 0	0- 0	0- 0				
0- 0	0- 0	0- 0	CONFERENCE	0- 0	0- 0	0- 0				
0- 0	0- 0	0- 0	HOME	0- 0	0- 0	0- 0				
0- 0	0- 0	0- 0	AWAY	0- 0	0- 0	0- 0				
0- 0	0- 0	0- 0	NEUTRAL	0- 0	0- 0	0- 0				

RPI 1-25				RPI 26-50				RPI 51-100				RPI 101+ Team's RPI: 174			
RPI	S	Opponent	Score	RPI	S	Opponent	Score	RPI	S	Opponent	Score	RPI	S	Opponent	Score
11	H	Indiana	49 73	30	A	Kansas	66 76					188	H	Samford	84 48
13	H	Florida St.	55 66									239	A	Prairie View	51 44
												267	H	Presbyterian	60 46
												272	A	Grambling	72 65
												291	H	Longwood	71 54
												297	H	Mercer	71 50
												349	H	Florida A&M	84 40
LAST 10 Division I															
				30	A	Kansas	66 76	297	H	Mercer	71 50				
				239	A	Prairie View	51 44	267	H	Presbyterian	60 46				
				349	H	Florida A&M	84 40	188	H	Samford	84 48				
				13	H	Florida St.	55 66	291	H	Longwood	71 54				
				11	H	Indiana	49 73	272	A	Grambling	72 65				

Non-Div I Games:

Florida



Average RPI Win:	0	WON-LOST	WINNING	LAST 10	STRENGTH OF	OPP. STRENGTH	TEAM	ADJ.	CONF.	ADJ CONF.
Average RPI Loss:	263	RECORD	PCT. RANK	GAMES	SCHEDULE	OF SCHEDULE	RPI	RPI	RPI	RPI
DIV. I ONLY	0- 7	336	0-7	313	351	349	349	31	31	
DIV. I NON-CONF.	0- 7	336	0-7	313	351	349	349	31	31	
TOTALS	RPI 1-25	RPI 26-50	W-L RECORDS	RPI 51-100	RPI 101-150	RPI 150+				
0- 7	0- 0	0- 0	OVERALL	0- 0	0- 0	0- 7				
0- 1	0- 0	0- 0	HOME	0- 0	0- 0	0- 1				
0- 6	0- 0	0- 0	AWAY	0- 0	0- 0	0- 6				
0- 0	0- 0	0- 0	NEUTRAL	0- 0	0- 0	0- 0				
0- 7	0- 0	0- 0	NON-CONFERENCE	0- 0	0- 0	0- 7				
0- 1	0- 0	0- 0	HOME	0- 0	0- 0	0- 1				
0- 6	0- 0	0- 0	AWAY	0- 0	0- 0	0- 6				
0- 0	0- 0	0- 0	NEUTRAL	0- 0	0- 0	0- 0				
0- 0	0- 0	0- 0	CONFERENCE	0- 0	0- 0	0- 0				
0- 0	0- 0	0- 0	HOME	0- 0	0- 0	0- 0				
0- 0	0- 0	0- 0	AWAY	0- 0	0- 0	0- 0				
0- 0	0- 0	0- 0	NEUTRAL	0- 0	0- 0	0- 0				

RPI 1-25			RPI 26-50			RPI 51-100			RPI 101+			Team's RPI: 349
RPI	S	Opponent	Score	RPI	S	Opponent	Score	RPI	S	Opponent	Score	
								154	A	Texas Tech	60	98
								174	A	Florida	40	84
								218	H	Jacksonville	54	88
								301	A	USC Upstate	61	74
								317	A	Alcorn	42	58
								339	A	Mississippi Val.	70	71
								341	A	Jacksonville St.	67	72
LAST 10 Division I												
317	A	Alcorn	42	58	218	H	Jacksonville	54	88			
339	A	Mississippi Val.	70	71	301	A	USC Upstate	61	74			
174	A	Florida	40	84								
154	A	Texas Tech	60	98								
341	A	Jacksonville St.	67	72								

Non-Div I Games: Johnson (FL) 102 40 Trinity Baptist 103 54

Florida A&M



Average RPI Win:	163	WON-LOST	WINNING	LAST 10	STRENGTH OF	OPP. STRENGTH	TEAM	ADJ.	CONF.	ADJ CONF.
Average RPI Loss:	0	RECORD	PCT. RANK	GAMES	SCHEDULE	OF SCHEDULE	RPI	RPI	RPI	RPI
DIV. I ONLY	10- 0	1	10-0	109	108	13	13	3	3	
DIV. I NON-CONF.	9- 0	1	9-0	87	120	13	13	3	3	
TOTALS	RPI 1-25	RPI 26-50	W-L RECORDS	RPI 51-100	RPI 101-150	RPI 150+				
10- 0	1- 0	1- 0	OVERALL	1- 0	1- 0	6- 0				
5- 0	0- 0	0- 0	HOME	1- 0	1- 0	3- 0				
4- 0	0- 0	1- 0	AWAY	0- 0	0- 0	3- 0				
1- 0	1- 0	0- 0	NEUTRAL	0- 0	0- 0	0- 0				
9- 0	1- 0	1- 0	NON-CONFERENCE	1- 0	1- 0	5- 0				
5- 0	0- 0	0- 0	HOME	1- 0	1- 0	3- 0				
3- 0	0- 0	1- 0	AWAY	0- 0	0- 0	2- 0				
1- 0	1- 0	0- 0	NEUTRAL	0- 0	0- 0	0- 0				
1- 0	0- 0	0- 0	CONFERENCE	0- 0	0- 0	1- 0				
0- 0	0- 0	0- 0	HOME	0- 0	0- 0	0- 0				
1- 0	0- 0	0- 0	AWAY	0- 0	0- 0	1- 0				
0- 0	0- 0	0- 0	NEUTRAL	0- 0	0- 0	0- 0				

RPI 1-25				RPI 26-50				RPI 51-100				RPI 101+			
RPI	S	Opponent	Score	RPI	S	Opponent	Score	RPI	S	Opponent	Score	RPI	S	Opponent	Score
14	N	Texas A&M	80 58	34	A	LSU	70 62	74	H	St. John's (NY)	74 70	102	H	Michigan St.	78 68
												174	A	Florida	66 55
												178	A	Clemson	81 64
												188	H	Samford	88 59
												218	H	Jacksonville	75 41
												314	A	UIC	86 42
												332	H	Charleston So.	88 36
LAST 10 Division I															
				174	A	Florida	66 55	74	H	St. John's (NY)	74 70				
				314	A	UIC	86 42	178	A	Clemson	81 64				
				188	H	Samford	88 59	102	H	Michigan St.	78 68				
				218	H	Jacksonville	75 41	14	N	Texas A&M	80 58				
				34	A	LSU	70 62	332	H	Charleston So.	88 36				

Non-Div I Games:

Florida St.



Average RPI Win:	180	WON-LOST	WINNING	LAST 10	STRENGTH OF	OPP. STRENGTH	TEAM	ADJ.	CONF.	ADJ CONF.
Average RPI Loss:	130	RECORD	PCT. RANK	GAMES	SCHEDULE	OF SCHEDULE	RPI	RPI	RPI	RPI
DIV. I ONLY	6- 5	157	6-4	183	90	155	155	10	10	
DIV. I NON-CONF.	6- 5	160	6-4	184	90	155	155	10	10	
TOTALS	RPI 1-25	RPI 26-50	W-L RECORDS	RPI 51-100	RPI 101-150	RPI 150+				
6- 5	0- 0	1- 1	OVERALL	0- 1	1- 1	4- 2				
3- 2	0- 0	0- 0	HOME	0- 1	0- 1	3- 0				
2- 2	0- 0	1- 0	AWAY	0- 0	0- 0	1- 2				
1- 1	0- 0	0- 1	NEUTRAL	0- 0	1- 0	0- 0				
6- 5	0- 0	1- 1	NON-CONFERENCE	0- 1	1- 1	4- 2				
3- 2	0- 0	0- 0	HOME	0- 1	0- 1	3- 0				
2- 2	0- 0	1- 0	AWAY	0- 0	0- 0	1- 2				
1- 1	0- 0	0- 1	NEUTRAL	0- 0	1- 0	0- 0				
0- 0	0- 0	0- 0	CONFERENCE	0- 0	0- 0	0- 0				
0- 0	0- 0	0- 0	HOME	0- 0	0- 0	0- 0				
0- 0	0- 0	0- 0	AWAY	0- 0	0- 0	0- 0				
0- 0	0- 0	0- 0	NEUTRAL	0- 0	0- 0	0- 0				

RPI 1-25				RPI 26-50				RPI 51-100				RPI 101+				Team's RPI: 155	
RPI	S	Opponent	Score	RPI	S	Opponent	Score	RPI	S	Opponent	Score	RPI	S	Opponent	Score		
				37	N	Arkansas	59 71	69	H	Notre Dame	55 60	113	N	Lehigh	59 57		
				41	A	Charlotte	76 51					136	H	Villanova	66 73		
												160	A	Columbia	51 70		
												205	H	Northeastern	74 58		
												231	H	Southern U.	65 52		
												235	H	Georgetown	67 54		
												246	A	Penn St.	59 72		
												255	A	Manhattan	51 45		
LAST 10 Division I																	
				37	N	Arkansas	59 71	231	H	Southern U.	65 52						
				41	A	Charlotte	76 51	235	H	Georgetown	67 54						
				205	H	Northeastern	74 58	255	A	Manhattan	51 45						
				136	H	Villanova	66 73	113	N	Lehigh	59 57						
				246	A	Penn St.	59 72	160	A	Columbia	51 70						

Non-Div I Games:

Fordham

Loss, 
Non-Conf, S Site, 
H Home
A Away 
N Neutral



Average RPI Win:	251	WON-LOST	WINNING	LAST 10	STRENGTH OF	OPP. STRENGTH	TEAM	ADJ.	CONF.	ADJ CONF.
Average RPI Loss:	135	RECORD	PCT. RANK	GAMES	SCHEDULE	OF SCHEDULE	RPI	RPI	RPI	RPI
DIV. I ONLY	7- 3	74	7-3	306	155	170	170	22	22	
DIV. I NON-CONF.	5- 3	108	5-3	292	163	190	190	22	22	
TOTALS	RPI 1-25	RPI 26-50	W-L RECORDS	RPI 51-100	RPI 101-150	RPI 150+				
7- 3	0- 0	0- 0	OVERALL	0- 1	0- 0	7- 2				
3- 1	0- 0	0- 0	HOME	0- 0	0- 0	3- 1				
3- 1	0- 0	0- 0	AWAY	0- 0	0- 0	3- 1				
1- 1	0- 0	0- 0	NEUTRAL	0- 1	0- 0	1- 0				
5- 3	0- 0	0- 0	NON-CONFERENCE	0- 1	0- 0	5- 2				
2- 1	0- 0	0- 0	HOME	0- 0	0- 0	2- 1				
2- 1	0- 0	0- 0	AWAY	0- 0	0- 0	2- 1				
1- 1	0- 0	0- 0	NEUTRAL	0- 1	0- 0	1- 0				
2- 0	0- 0	0- 0	CONFERENCE	0- 0	0- 0	2- 0				
1- 0	0- 0	0- 0	HOME	0- 0	0- 0	1- 0				
1- 0	0- 0	0- 0	AWAY	0- 0	0- 0	1- 0				
0- 0	0- 0	0- 0	NEUTRAL	0- 0	0- 0	0- 0				

RPI 1-25				RPI 26-50				RPI 51-100				RPI 101+ Team's RPI: 170					
RPI	S	Opponent	Score	RPI	S	Opponent	Score	RPI	S	Opponent	Score	RPI	S	Opponent	Score		
								55	N	Yale	67	87	168	A	Portland	64	75
													179	A	Montana	76	63
													182	H	BYU	65	71
													216	H	Utah St.	76	64
													235	N	Georgetown	82	69
													257	H	UC Davis	73	65
													281	H	Northern Ariz.	83	66
													283	A	UNLV	72	66
													305	A	Cal Poly	79	52
LAST 10 Division I																	
				281	H	Northern Ariz.	83	66					216	H	Utah St.	76	64
				182	H	BYU	65	71					283	A	UNLV	72	66
				168	A	Portland	64	75					235	N	Georgetown	82	69
				179	A	Montana	76	63					55	N	Yale	67	87
				257	H	UC Davis	73	65					305	A	Cal Poly	79	52

Non-Div I Games: La Verne 111 56

Fresno St.



Average RPI Win:	214	WON-LOST	WINNING	LAST 10	STRENGTH OF	OPP. STRENGTH	TEAM	ADJ.	CONF.	ADJ CONF.
Average RPI Loss:	99	RECORD	PCT. RANK	GAMES	SCHEDULE	OF SCHEDULE	RPI	RPI	RPI	RPI
DIV. I ONLY	5- 4	140	5-4	199	81	109	109	26	26	
DIV. I NON-CONF.	5- 4	142	5-4	199	82	110	110	26	26	
TOTALS	RPI 1-25	RPI 26-50	W-L RECORDS	RPI 51-100	RPI 101-150	RPI 150+				
5- 4	0- 0	1- 1	OVERALL	0- 2	0- 0	4- 1				
3- 0	0- 0	0- 0	HOME	0- 0	0- 0	3- 0				
2- 4	0- 0	1- 1	AWAY	0- 2	0- 0	1- 1				
0- 0	0- 0	0- 0	NEUTRAL	0- 0	0- 0	0- 0				
5- 4	0- 0	1- 1	NON-CONFERENCE	0- 2	0- 0	4- 1				
3- 0	0- 0	0- 0	HOME	0- 0	0- 0	3- 0				
2- 4	0- 0	1- 1	AWAY	0- 2	0- 0	1- 1				
0- 0	0- 0	0- 0	NEUTRAL	0- 0	0- 0	0- 0				
0- 0	0- 0	0- 0	CONFERENCE	0- 0	0- 0	0- 0				
0- 0	0- 0	0- 0	HOME	0- 0	0- 0	0- 0				
0- 0	0- 0	0- 0	AWAY	0- 0	0- 0	0- 0				
0- 0	0- 0	0- 0	NEUTRAL	0- 0	0- 0	0- 0				

RPI 1-25				RPI 26-50				RPI 51-100				RPI 101+				Team's RPI: 109	
RPI	S	Opponent	Score	RPI	S	Opponent	Score	RPI	S	Opponent	Score	RPI	S	Opponent	Score		
				46	A	Richmond	70 69	83	A	Middle Tenn.	62 78	169	A	Gardner-Webb	72 67		
				49	A	Georgia	48 77	86	A	Vanderbilt	46 74	178	A	Clemson	71 77		
												240	H	Hampton	70 65		
												290	H	Ga. Southern	78 63		
												326	H	Georgia St.	62 55		
LAST 10 Division I																	
				83	A	Middle Tenn.	62 78	49	A	Georgia	48 77						
				86	A	Vanderbilt	46 74	46	A	Richmond	70 69						
				240	H	Hampton	70 65	326	H	Georgia St.	62 55						
				290	H	Ga. Southern	78 63	169	A	Gardner-Webb	72 67						
				178	A	Clemson	71 77										

Non-Div I Games: North Greenville 88 51

Furman



## Ga. Southern

Through Games Of Dec. 17, 2019

Average RPI Win:	304	WON-LOST	WINNING	LAST 10	STRENGTH OF	OPP. STRENGTH	TEAM	ADJ.	CONF.	ADJ CONF.
Average RPI Loss:	198	RECORD	PCT. RANK	GAMES	SCHEDULE	OF SCHEDULE	RPI	RPI	RPI	RPI
DIV. I ONLY	2- 6	270	2-6	266	328	290	290	23	23	
DIV. I NON-CONF.	2- 6	269	2-6	265	328	290	290	23	23	
TOTALS	RPI 1-25	RPI 26-50	W-L RECORDS	RPI 51-100	RPI 101-150	RPI 150+				
2- 6	0- 0	0- 0	OVERALL	0- 0	0- 2	2- 4				
0- 2	0- 0	0- 0	HOME	0- 0	0- 1	0- 1				
2- 4	0- 0	0- 0	AWAY	0- 0	0- 1	2- 3				
0- 0	0- 0	0- 0	NEUTRAL	0- 0	0- 0	0- 0				
2- 6	0- 0	0- 0	NON-CONFERENCE	0- 0	0- 2	2- 4				
0- 2	0- 0	0- 0	HOME	0- 0	0- 1	0- 1				
2- 4	0- 0	0- 0	AWAY	0- 0	0- 1	2- 3				
0- 0	0- 0	0- 0	NEUTRAL	0- 0	0- 0	0- 0				
0- 0	0- 0	0- 0	CONFERENCE	0- 0	0- 0	0- 0				
0- 0	0- 0	0- 0	HOME	0- 0	0- 0	0- 0				
0- 0	0- 0	0- 0	AWAY	0- 0	0- 0	0- 0				
0- 0	0- 0	0- 0	NEUTRAL	0- 0	0- 0	0- 0				

RPI 1-25				RPI 26-50				RPI 51-100				RPI 101+				Team's RPI: 290	
RPI	S	Opponent	Score	RPI	S	Opponent	Score	RPI	S	Opponent	Score	RPI	S	Opponent	Score		
												109	A	Furman	63	78	
												111	H	North Dakota	56	69	
												183	A	Bethune-Cookman	57	75	
												203	H	Kennesaw St.	69	95	
												285	A	Ole Miss	66	69	
												287	A	Wofford	70	57	
												297	A	Mercer	52	62	
												321	A	Winthrop	91	47	
LAST 10 Division I																	
				111	H	North Dakota	56	69	285	A	Ole Miss	66	69				
				203	H	Kennesaw St.	69	95	297	A	Mercer	52	62				
				109	A	Furman	63	78	287	A	Wofford	70	57				
									321	A	Winthrop	91	47				
									183	A	Bethune-Cookman	57	75				

Non-Div I Games:

Ga. Southern

■ Loss, 
 ■ Non-Conf, 
 ■ S Site, 
 ■ H Home 
 ■ A Away 
 N Neutral



Average RPI Win: 275		WON-LOST	WINNING	LAST 10	STRENGTH OF	OPP. STRENGTH	TEAM	ADJ.	CONF.	ADJ CONF.
Average RPI Loss: 61		RECORD	PCT. RANK	GAMES	SCHEDULE	OF SCHEDULE	RPI	RPI	RPI	RPI
DIV. I ONLY		4- 3	135	4-3	218	182	169	169	30	30
DIV. I NON-CONF.		4- 3	136	4-3	217	182	168	168	30	30
TOTALS		RPI 1-25	RPI 26-50	W-L RECORDS	RPI 51-100	RPI 101-150	RPI 150+			
4- 3	0- 0		0- 2	OVERALL	0- 0	0- 1	4- 0			
3- 1	0- 0		0- 0	HOME	0- 0	0- 1	3- 0			
1- 2	0- 0		0- 2	AWAY	0- 0	0- 0	1- 0			
0- 0	0- 0		0- 0	NEUTRAL	0- 0	0- 0	0- 0			
4- 3	0- 0		0- 2	NON-CONFERENCE	0- 0	0- 1	4- 0			
3- 1	0- 0		0- 0	HOME	0- 0	0- 1	3- 0			
1- 2	0- 0		0- 2	AWAY	0- 0	0- 0	1- 0			
0- 0	0- 0		0- 0	NEUTRAL	0- 0	0- 0	0- 0			
0- 0	0- 0		0- 0	CONFERENCE	0- 0	0- 0	0- 0			
0- 0	0- 0		0- 0	HOME	0- 0	0- 0	0- 0			
0- 0	0- 0		0- 0	AWAY	0- 0	0- 0	0- 0			
0- 0	0- 0		0- 0	NEUTRAL	0- 0	0- 0	0- 0			

RPI 1-25				RPI 26-50				RPI 51-100				RPI 101+				Team's RPI: 169	
RPI	S	Opponent	Score	RPI	S	Opponent	Score	RPI	S	Opponent	Score	RPI	S	Opponent	Score		
				32	A	Virginia Tech	65 87					109	H	Furman	67 72		
				41	A	Charlotte	49 74					217	H	Delaware	67 65		
												269	A	Appalachian St.	67 56		
												287	H	Wofford	67 53		
												327	H	Western Caro.	88 62		
EAST 10 Division I																	
				217	H	Delaware	67 65	109	H	Furman	67 72						
				32	A	Virginia Tech	65 87	327	H	Western Caro.	88 62						
								269	A	Appalachian St.	67 56						
								287	H	Wofford	67 53						
								41	A	Charlotte	49 74						

Non-Div I Games:

Gardner-Webb

■ Loss, ■ Non-Conf, S Site, H Home A Away N Neutral



Average RPI Win:	279	WON-LOST	WINNING	LAST 10	STRENGTH OF	OPP. STRENGTH	TEAM	ADJ.	CONF.	ADJ CONF.
Average RPI Loss:	99	RECORD	PCT. RANK	GAMES	SCHEDULE	OF SCHEDULE	RPI	RPI	RPI	RPI
DIV. I ONLY	4- 5	189	4-5	87	280	172	172	10	10	
DIV. I NON-CONF.	4- 5	189	4-5	86	279	170	170	10	10	
TOTALS	RPI 1-25	RPI 26-50	W-L RECORDS	RPI 51-100	RPI 101-150	RPI 150+				
4- 5	0- 0	0- 1	OVERALL	0- 1	0- 2	4- 1				
2- 3	0- 0	0- 1	HOME	0- 0	0- 1	2- 1				
2- 1	0- 0	0- 0	AWAY	0- 0	0- 1	2- 0				
0- 1	0- 0	0- 0	NEUTRAL	0- 1	0- 0	0- 0				
4- 5	0- 0	0- 1	NON-CONFERENCE	0- 1	0- 2	4- 1				
2- 3	0- 0	0- 1	HOME	0- 0	0- 1	2- 1				
2- 1	0- 0	0- 0	AWAY	0- 0	0- 1	2- 0				
0- 1	0- 0	0- 0	NEUTRAL	0- 1	0- 0	0- 0				
0- 0	0- 0	0- 0	CONFERENCE	0- 0	0- 0	0- 0				
0- 0	0- 0	0- 0	HOME	0- 0	0- 0	0- 0				
0- 0	0- 0	0- 0	AWAY	0- 0	0- 0	0- 0				
0- 0	0- 0	0- 0	NEUTRAL	0- 0	0- 0	0- 0				

RPI 1-25			RPI 26-50			RPI 51-100			RPI 101+			Team's RPI: 172
RPI	S	Opponent	Score	RPI	S	Opponent	Score	RPI	S	Opponent	Score	
				32	H	Virginia Tech	58 77	52	N	Bradley	59 61	
								107	H	Bucknell	51 64	
								148	A	Coastal Caro.	59 74	
								158	H	UMKC	58 64	
								245	H	American	73 55	
								246	A	Penn St.	78 68	
								303	A	Col. of Charleston	72 61	
								322	H	Detroit Mercy	75 62	
LAST 10 Division I												
107	H	Bucknell	51 64	245	H	American	73 55					
148	A	Coastal Caro.	59 74	322	H	Detroit Mercy	75 62					
52	N	Bradley	59 61	32	H	Virginia Tech	58 77					
158	H	UMKC	58 64	303	A	Col. of Charleston	72 61					
246	A	Penn St.	78 68									

Non-Div I Games:

George Mason



Average RPI Win:	209	WON-LOST	WINNING	LAST 10	STRENGTH OF	OPP. STRENGTH	TEAM	ADJ.	CONF.	ADJ CONF.
Average RPI Loss:	51	RECORD	PCT. RANK	GAMES	SCHEDULE	OF SCHEDULE	RPI	RPI	RPI	RPI
DIV. I ONLY	6- 4	122	6-4	143	85	90	90	10	10	
DIV. I NON-CONF.	6- 4	121	6-4	143	85	91	91	10	10	
TOTALS	RPI 1-25	RPI 26-50	W-L RECORDS	RPI 51-100	RPI 101-150	RPI 150+				
6- 4	0- 1	0- 2	OVERALL	0- 0	2- 1	4- 0				
2- 2	0- 1	0- 1	HOME	0- 0	0- 0	2- 0				
4- 2	0- 0	0- 1	AWAY	0- 0	2- 1	2- 0				
0- 0	0- 0	0- 0	NEUTRAL	0- 0	0- 0	0- 0				
6- 4	0- 1	0- 2	NON-CONFERENCE	0- 0	2- 1	4- 0				
2- 2	0- 1	0- 1	HOME	0- 0	0- 0	2- 0				
4- 2	0- 0	0- 1	AWAY	0- 0	2- 1	2- 0				
0- 0	0- 0	0- 0	NEUTRAL	0- 0	0- 0	0- 0				
0- 0	0- 0	0- 0	CONFERENCE	0- 0	0- 0	0- 0				
0- 0	0- 0	0- 0	HOME	0- 0	0- 0	0- 0				
0- 0	0- 0	0- 0	AWAY	0- 0	0- 0	0- 0				
0- 0	0- 0	0- 0	NEUTRAL	0- 0	0- 0	0- 0				

RPI 1-25					RPI 26-50					RPI 51-100					Team's RPI: 90		RPI 101+				
RPI	S	Opponent	Score		RPI	S	Opponent	Score		RPI	S	Opponent	Score				RPI	S	Opponent	Score	
6	H	Princeton	50	75	42	H	Minnesota	50	83								113	A	Lehigh	53	59
					44	A	Maryland	54	88								122	A	Memphis	64	63
																	136	A	Villanova	68	56
																	215	A	Quinnipiac	78	67
																	217	A	Delaware	63	49
																	235	H	Georgetown	52	49
																	328	H	Coppin St.	54	35
LAST 10 Division I																					
					215	A	Quinnipiac	78	67	42	H	Minnesota	50	83							
					217	A	Delaware	63	49	122	A	Memphis	64	63							
					328	H	Coppin St.	54	35	113	A	Lehigh	53	59							
					235	H	Georgetown	52	49	6	H	Princeton	50	75							
					44	A	Maryland	54	88	136	A	Villanova	68	56							

Non-Div I Games:

George Washington

■ Loss, 
 ■ Non-Conf, S Site, 
 ■ Home 
 ■ Away 
 N Neutral



## Georgetown

Through Games Of Dec. 17, 2019

Average RPI Win:	311	WON-LOST	WINNING	LAST 10	STRENGTH OF	OPP. STRENGTH	TEAM	ADJ.	CONF.	ADJ CONF.
Average RPI Loss:	116	RECORD	PCT. RANK	GAMES	SCHEDULE	OF SCHEDULE	RPI	RPI	RPI	RPI
DIV. I ONLY	2- 8	298	2-8	103	258	235	235	6	6	
DIV. I NON-CONF.	2- 8	298	2-8	102	259	235	235	6	6	
TOTALS	RPI 1-25	RPI 26-50	W-L RECORDS	RPI 51-100	RPI 101-150	RPI 150+				
2- 8	0- 0	0- 1	OVERALL	0- 2	0- 2	2- 3				
0- 3	0- 0	0- 1	HOME	0- 1	0- 1	0- 0				
2- 4	0- 0	0- 0	AWAY	0- 1	0- 1	2- 2				
0- 1	0- 0	0- 0	NEUTRAL	0- 0	0- 0	0- 1				
2- 8	0- 0	0- 1	NON-CONFERENCE	0- 2	0- 2	2- 3				
0- 3	0- 0	0- 1	HOME	0- 1	0- 1	0- 0				
2- 4	0- 0	0- 0	AWAY	0- 1	0- 1	2- 2				
0- 1	0- 0	0- 0	NEUTRAL	0- 0	0- 0	0- 1				
0- 0	0- 0	0- 0	CONFERENCE	0- 0	0- 0	0- 0				
0- 0	0- 0	0- 0	HOME	0- 0	0- 0	0- 0				
0- 0	0- 0	0- 0	AWAY	0- 0	0- 0	0- 0				
0- 0	0- 0	0- 0	NEUTRAL	0- 0	0- 0	0- 0				

RPI S	Opponent	Score	RPI S	Opponent	Score	RPI S	Opponent	Score	RPI S	Opponent	Score	Team's RPI: 235
46	H Richmond	49 51	73	H James Madison	59 66	114	A Davidson	52 66	120	H Rider	64 65	
			90	A George Washington	49 52	155	A Fordham	54 67	160	A Columbia	49 54	
						170	N Fresno St.	69 82	308	A Pittsburgh	66 56	
						313	A LMU (CA)	64 53				
LAST 10 Division I												
155	A Fordham	54 67	120	H Rider	64 65							
160	A Columbia	49 54	73	H James Madison	59 66							
170	N Fresno St.	69 82	308	A Pittsburgh	66 56							
313	A LMU (CA)	64 53	46	H Richmond	49 51							
90	A George Washington	49 52	114	A Davidson	52 66							

Non-Div I Games:

Georgetown

■ Loss, 
 ■ Non-Conf, 
 ■ S Site, 
 ■ H Home 
 ■ A Away 
 N Neutral



## Georgia

Through Games Of Dec. 17, 2019

Average RPI Win:	163	WON-LOST	WINNING	LAST 10	STRENGTH OF	OPP. STRENGTH	TEAM	ADJ.	CONF.	ADJ CONF.
Average RPI Loss:	63	RECORD	PCT. RANK	GAMES	SCHEDULE	OF SCHEDULE	RPI	RPI	RPI	RPI
DIV. I ONLY	7- 3	74	7-3	19	205	49	49	5	5	
DIV. I NON-CONF.	7- 3	75	7-3	20	205	49	49	5	5	
TOTALS	RPI 1-25	RPI 26-50	W-L RECORDS	RPI 51-100	RPI 101-150	RPI 150+				
7- 3	0- 1	1- 1	OVERALL	1- 0	2- 1	3- 0				
5- 2	0- 0	0- 1	HOME	0- 0	2- 1	3- 0				
0- 1	0- 1	0- 0	AWAY	0- 0	0- 0	0- 0				
2- 0	0- 0	1- 0	NEUTRAL	1- 0	0- 0	0- 0				
7- 3	0- 1	1- 1	NON-CONFERENCE	1- 0	2- 1	3- 0				
5- 2	0- 0	0- 1	HOME	0- 0	2- 1	3- 0				
0- 1	0- 1	0- 0	AWAY	0- 0	0- 0	0- 0				
2- 0	0- 0	1- 0	NEUTRAL	1- 0	0- 0	0- 0				
0- 0	0- 0	0- 0	CONFERENCE	0- 0	0- 0	0- 0				
0- 0	0- 0	0- 0	HOME	0- 0	0- 0	0- 0				
0- 0	0- 0	0- 0	AWAY	0- 0	0- 0	0- 0				
0- 0	0- 0	0- 0	NEUTRAL	0- 0	0- 0	0- 0				

RPI 1-25				RPI 26-50				Team's RPI: 49	RPI 51-100				RPI 101+			
RPI	S	Opponent	Score	RPI	S	Opponent	Score		RPI	S	Opponent	Score	RPI	S	Opponent	Score
22	A	Baylor	38 72	31	H	Georgia Tech	40 73		92	N	Butler	69 36	104	H	N.C. A&T	72 54
				32	N	Virginia Tech	77 72						109	H	Furman	77 48
													136	H	Villanova	58 63
													203	H	Kennesaw St.	80 65
													297	H	Mercer	76 60
													301	H	USC Upstate	67 53
LAST 10 Division I																
22	A	Baylor	38 72	109	H	Furman	77 48									
32	N	Virginia Tech	77 72	297	H	Mercer	76 60									
92	N	Butler	69 36	31	H	Georgia Tech	40 73									
301	H	USC Upstate	67 53	104	H	N.C. A&T	72 54									
136	H	Villanova	58 63	203	H	Kennesaw St.	80 65									

Non-Div I Games:

Georgia

■ Loss, 
 ■ Non-Conf, S Site, 
 ■ Home 
 ■ Away 
 N Neutral



Average RPI Win:	318	WON-LOST	WINNING	LAST 10	STRENGTH OF	OPP. STRENGTH	TEAM	ADJ.	CONF.	ADJ CONF.
Average RPI Loss:	177	RECORD	PCT. RANK	GAMES	SCHEDULE	OF SCHEDULE	RPI	RPI	RPI	RPI
DIV. I ONLY	1- 7	316	1-7	249	275	326	326	23	23	
DIV. I NON-CONF.	1- 7	315	1-7	249	275	325	325	23	23	
TOTALS	RPI 1-25	RPI 26-50	W-L RECORDS	RPI 51-100	RPI 101-150	RPI 150+				
1- 7	0- 0	0- 1	OVERALL	0- 0	0- 2	1- 4				
0- 3	0- 0	0- 0	HOME	0- 0	0- 0	0- 3				
0- 4	0- 0	0- 1	AWAY	0- 0	0- 2	0- 1				
1- 0	0- 0	0- 0	NEUTRAL	0- 0	0- 0	1- 0				
1- 7	0- 0	0- 1	NON-CONFERENCE	0- 0	0- 2	1- 4				
0- 3	0- 0	0- 0	HOME	0- 0	0- 0	0- 3				
0- 4	0- 0	0- 1	AWAY	0- 0	0- 2	0- 1				
1- 0	0- 0	0- 0	NEUTRAL	0- 0	0- 0	1- 0				
0- 0	0- 0	0- 0	CONFERENCE	0- 0	0- 0	0- 0				
0- 0	0- 0	0- 0	HOME	0- 0	0- 0	0- 0				
0- 0	0- 0	0- 0	AWAY	0- 0	0- 0	0- 0				
0- 0	0- 0	0- 0	NEUTRAL	0- 0	0- 0	0- 0				

RPI 1-25			RPI 26-50			RPI 51-100			RPI 101+			Team's RPI: 326
RPI	S	Opponent	Score	RPI	S	Opponent	Score	RPI	S	Opponent	Score	
				31	A	Georgia Tech	28 69					
								109	A	Furman	55 62	
								123	A	UNC Greensboro	49 64	
								196	A	UTEP	68 71	
								208	H	Alabama A&M	52 67	
								254	H	Toledo	48 74	
								318	N	New Mexico St.	59 51	
								320	H	FIU	63 70	
LAST 10 Division I												
109	A	Furman	55 62	123	A	UNC Greensboro	49 64					
196	A	UTEP	68 71	320	H	FIU	63 70					
318	N	New Mexico St.	59 51	254	H	Toledo	48 74					
208	H	Alabama A&M	52 67									
31	A	Georgia Tech	28 69									

Non-Div I Games:

Georgia St.

■ Loss, 
 ■ Non-Conf, 
 ■ S Site, 
 ■ H Home 
 ■ A Away 
 N Neutral



Average RPI Win:	167	WON-LOST	WINNING	LAST 10	STRENGTH OF	OPP. STRENGTH	TEAM	ADJ.	CONF.	ADJ CONF.
Average RPI Loss:	39	RECORD	PCT. RANK	GAMES	SCHEDULE	OF SCHEDULE	RPI	RPI	RPI	RPI
DIV. I ONLY	8- 1	27	8-1	148	43	31	31	3	3	
DIV. I NON-CONF.	8- 1	27	8-1	148	44	31	31	3	3	
TOTALS	RPI 1-25	RPI 26-50	W-L RECORDS	RPI 51-100	RPI 101-150	RPI 150+				
8- 1	0- 0	1- 1	OVERALL	3- 0	0- 0	4- 0				
5- 0	0- 0	0- 0	HOME	2- 0	0- 0	3- 0				
2- 0	0- 0	1- 0	AWAY	0- 0	0- 0	1- 0				
1- 1	0- 0	0- 1	NEUTRAL	1- 0	0- 0	0- 0				
8- 1	0- 0	1- 1	NON-CONFERENCE	3- 0	0- 0	4- 0				
5- 0	0- 0	0- 0	HOME	2- 0	0- 0	3- 0				
2- 0	0- 0	1- 0	AWAY	0- 0	0- 0	1- 0				
1- 1	0- 0	0- 1	NEUTRAL	1- 0	0- 0	0- 0				
0- 0	0- 0	0- 0	CONFERENCE	0- 0	0- 0	0- 0				
0- 0	0- 0	0- 0	HOME	0- 0	0- 0	0- 0				
0- 0	0- 0	0- 0	AWAY	0- 0	0- 0	0- 0				
0- 0	0- 0	0- 0	NEUTRAL	0- 0	0- 0	0- 0				

RPI 1-25				RPI 26-50				Team's RPI: 31				RPI 51-100				RPI 101+			
RPI	S	Opponent	Score	RPI	S	Opponent	Score	RPI	S	Opponent	Score	RPI	S	Opponent	Score	RPI	S	Opponent	Score
39	N	Rutgers	43 46	49	A	Georgia	73 40	64	H	Wisconsin	60 41	203	A	Kennesaw St.	63 47				
								65	N	Seton Hall	79 54	259	H	ETSU	87 48				
								100	H	Houston	69 38	272	H	Grambling	89 42				
												326	H	Georgia St.	69 28				
LAST 10 Division I																			
39	N	Rutgers	43 46	259	H	ETSU	87 48												
65	N	Seton Hall	79 54	203	A	Kennesaw St.	63 47												
326	H	Georgia St.	69 28	64	H	Wisconsin	60 41												
49	A	Georgia	73 40	100	H	Houston	69 38												
272	H	Grambling	89 42																

Non-Div I Games:

Georgia Tech



## Gonzaga

Through Games Of Dec. 17, 2019

Average RPI Win:	112	WON-LOST	WINNING	LAST 10	STRENGTH OF	OPP. STRENGTH	TEAM	ADJ.	CONF.	ADJ CONF.
Average RPI Loss:	2	RECORD	PCT. RANK	GAMES	SCHEDULE	OF SCHEDULE	RPI	RPI	RPI	RPI
DIV. I ONLY	10- 1	12	9-1	67	3	9	9	12	12	
DIV. I NON-CONF.	10- 1	12	9-1	67	3	9	9	12	12	
TOTALS	RPI 1-25	RPI 26-50	W-L RECORDS	RPI 51-100	RPI 101-150	RPI 150+				
10- 1	1- 1	0- 0	OVERALL	4- 0	3- 0	2- 0				
4- 0	0- 0	0- 0	HOME	2- 0	1- 0	1- 0				
3- 1	0- 1	0- 0	AWAY	1- 0	1- 0	1- 0				
3- 0	1- 0	0- 0	NEUTRAL	1- 0	1- 0	0- 0				
10- 1	1- 1	0- 0	NON-CONFERENCE	4- 0	3- 0	2- 0				
4- 0	0- 0	0- 0	HOME	2- 0	1- 0	1- 0				
3- 1	0- 1	0- 0	AWAY	1- 0	1- 0	1- 0				
3- 0	1- 0	0- 0	NEUTRAL	1- 0	1- 0	0- 0				
0- 0	0- 0	0- 0	CONFERENCE	0- 0	0- 0	0- 0				
0- 0	0- 0	0- 0	HOME	0- 0	0- 0	0- 0				
0- 0	0- 0	0- 0	AWAY	0- 0	0- 0	0- 0				
0- 0	0- 0	0- 0	NEUTRAL	0- 0	0- 0	0- 0				

RPI 1-25				Team's RPI: 9		RPI 26-50				RPI 51-100				RPI 101+					
RPI	S	Opponent	Score		RPI	S	Opponent	Score		RPI	S	Opponent	Score		RPI	S	Opponent	Score	
2	A	Stanford	70	76						59	H	Texas Southern	80	45	124	N	Dayton	76	65
21	N	Purdue	63	50						76	H	CSU Bakersfield	92	48	132	A	Montana St.	70	55
										81	A	Washington St.	76	53	150	H	UT Martin	78	55
										83	N	Middle Tenn.	62	50	173	A	Wyoming	65	54
															223	H	Eastern Wash.	84	44
LAST 10 Division I																			
					21	N	Purdue	63	50	173	A	Wyoming	65	54					
					83	N	Middle Tenn.	62	50	59	H	Texas Southern	80	45					
					124	N	Dayton	76	65	81	A	Washington St.	76	53					
					223	H	Eastern Wash.	84	44	132	A	Montana St.	70	55					
					2	A	Stanford	70	76	150	H	UT Martin	78	55					

Non-Div I Games:

Gonzaga

■ Loss, 
■ Non-Conf, S Site, 
■ Home 
■ Away 
N Neutral



Average RPI Win:	0	WON-LOST	WINNING	LAST 10	STRENGTH OF	OPP. STRENGTH	TEAM	ADJ.	CONF.	ADJ CONF.
Average RPI Loss:	132	RECORD	PCT. RANK	GAMES	SCHEDULE	OF SCHEDULE	RPI	RPI	RPI	RPI
DIV. I ONLY	0- 7	336	0-7	30	265	272	272	28	28	
DIV. I NON-CONF.	0- 7	336	0-7	30	266	273	273	28	28	
TOTALS	RPI 1-25	RPI 26-50	W-L RECORDS	RPI 51-100	RPI 101-150	RPI 150+				
0- 7	0- 1	0- 1	OVERALL	0- 2	0- 0	0- 3				
0- 2	0- 0	0- 0	HOME	0- 1	0- 0	0- 1				
0- 5	0- 1	0- 1	AWAY	0- 1	0- 0	0- 2				
0- 0	0- 0	0- 0	NEUTRAL	0- 0	0- 0	0- 0				
0- 7	0- 1	0- 1	NON-CONFERENCE	0- 2	0- 0	0- 3				
0- 2	0- 0	0- 0	HOME	0- 1	0- 0	0- 1				
0- 5	0- 1	0- 1	AWAY	0- 1	0- 0	0- 2				
0- 0	0- 0	0- 0	NEUTRAL	0- 0	0- 0	0- 0				
0- 0	0- 0	0- 0	CONFERENCE	0- 0	0- 0	0- 0				
0- 0	0- 0	0- 0	HOME	0- 0	0- 0	0- 0				
0- 0	0- 0	0- 0	AWAY	0- 0	0- 0	0- 0				
0- 0	0- 0	0- 0	NEUTRAL	0- 0	0- 0	0- 0				

RPI 1-25				RPI 26-50				RPI 51-100				RPI 101+ Team's RPI: 272			
RPI	S	Opponent	Score	RPI	S	Opponent	Score	RPI	S	Opponent	Score	RPI	S	Opponent	Score
22	A	Baylor	46 120	31	A	Georgia Tech	42 89	54	A	Kentucky	35 81	174	H	Florida	65 72
								77	H	UT Arlington	54 88	228	A	Louisiana Tech	66 70
												340	A	Northwestern St.	61 65
LAST 10 Division I															
31	A	Georgia Tech	42 89	228	A	Louisiana Tech	66 70								
22	A	Baylor	46 120	340	A	Northwestern St.	61 65								
174	H	Florida	65 72	54	A	Kentucky	35 81								
				77	H	UT Arlington	54 88								

Non-Div I Games: Centenary (LA) 106 42

Grambling

■ Loss, 
 ■ Non-Conf, 
 ■ S Site, 
 ■ H Home 
 ■ A Away 
 N Neutral



Average RPI Win: 230		WON-LOST	WINNING	LAST 10	STRENGTH OF	OPP. STRENGTH	TEAM	ADJ.	CONF.	ADJ CONF.
Average RPI Loss: 165		RECORD	PCT. RANK	GAMES	SCHEDULE	OF SCHEDULE	RPI	RPI	RPI	RPI
DIV. I ONLY		2- 5	255	2-5	158	281	279	279	32	32
DIV. I NON-CONF.		2- 5	253	2-5	158	280	280	280	32	32
TOTALS	RPI 1-25		RPI 26-50		W-L RECORDS	RPI 51-100	RPI 101-150		RPI 150+	
2- 5	0- 0		0- 0		OVERALL	0- 0	0- 2		2- 3	
2- 2	0- 0		0- 0		HOME	0- 0	0- 1		2- 1	
0- 3	0- 0		0- 0		AWAY	0- 0	0- 1		0- 2	
0- 0	0- 0		0- 0		NEUTRAL	0- 0	0- 0		0- 0	
2- 5	0- 0		0- 0		NON-CONFERENCE	0- 0	0- 2		2- 3	
2- 2	0- 0		0- 0		HOME	0- 0	0- 1		2- 1	
0- 3	0- 0		0- 0		AWAY	0- 0	0- 1		0- 2	
0- 0	0- 0		0- 0		NEUTRAL	0- 0	0- 0		0- 0	
0- 0	0- 0		0- 0		CONFERENCE	0- 0	0- 0		0- 0	
0- 0	0- 0		0- 0		HOME	0- 0	0- 0		0- 0	
0- 0	0- 0		0- 0		AWAY	0- 0	0- 0		0- 0	
0- 0	0- 0		0- 0		NEUTRAL	0- 0	0- 0		0- 0	

RPI 1-25				RPI 26-50				RPI 51-100				RPI 101+				Team's RPI: 279	
RPI	S	Opponent	Score	RPI	S	Opponent	Score	RPI	S	Opponent	Score	RPI	S	Opponent	Score		
												111	H	North Dakota	76	78	
												141	A	Portland St.	46	69	
												168	A	Portland	41	73	
												177	H	Southern Utah	69	65	
												179	A	Montana	67	72	
												225	H	Cal St. Fullerton	70	80	
												283	H	UNLV	53	51	
LAST 10 Division I																	
												141	A	Portland St.	46	69	
												225	H	Cal St. Fullerton	70	80	
												179	A	Montana	67	72	
												177	H	Southern Utah	69	65	
												111	H	North Dakota	76	78	
283	H	UNLV	53 51	141	A	Portland St.	46 69										
168	A	Portland	41 73	225	H	Cal St. Fullerton	70 80										

Non-Div I Games:	Benedictine Mesa	72	53
------------------	------------------	----	----

## Grand Canyon

■ Loss, ■ Non-Conf, S Site, H Home A Away N Neutral



Average RPI Win:	156	WON-LOST	WINNING	LAST 10	STRENGTH OF	OPP. STRENGTH	TEAM	ADJ.	CONF.	ADJ CONF.
Average RPI Loss:	70	RECORD	PCT. RANK	GAMES	SCHEDULE	OF SCHEDULE	RPI	RPI	RPI	RPI
DIV. I ONLY	5- 6	186	4-6	55	21	94	94	15	15	
DIV. I NON-CONF.	5- 6	186	4-6	54	21	95	95	15	15	
TOTALS	RPI 1-25	RPI 26-50	W-L RECORDS	RPI 51-100	RPI 101-150	RPI 150+				
5- 6	0- 3	0- 1	OVERALL	2- 1	1- 0	2- 1				
1- 3	0- 2	0- 1	HOME	0- 0	0- 0	1- 0				
2- 2	0- 0	0- 0	AWAY	1- 1	0- 0	1- 1				
2- 1	0- 1	0- 0	NEUTRAL	1- 0	1- 0	0- 0				
5- 6	0- 3	0- 1	NON-CONFERENCE	2- 1	1- 0	2- 1				
1- 3	0- 2	0- 1	HOME	0- 0	0- 0	1- 0				
2- 2	0- 0	0- 0	AWAY	1- 1	0- 0	1- 1				
2- 1	0- 1	0- 0	NEUTRAL	1- 0	1- 0	0- 0				
0- 0	0- 0	0- 0	CONFERENCE	0- 0	0- 0	0- 0				
0- 0	0- 0	0- 0	HOME	0- 0	0- 0	0- 0				
0- 0	0- 0	0- 0	AWAY	0- 0	0- 0	0- 0				
0- 0	0- 0	0- 0	NEUTRAL	0- 0	0- 0	0- 0				

RPI 1-25				RPI 26-50				RPI 51-100 Team's RPI: 94				RPI 101+			
RPI	S	Opponent	Score	RPI	S	Opponent	Score	RPI	S	Opponent	Score	RPI	S	Opponent	Score
12	N	Mississippi St.	58 83	50	H	Marquette	47 60	72	A	Central Mich.	111 105	121	N	Syracuse	79 73
15	H	DePaul	65 76					93	N	Bowling Green	73 54	162	H	Missouri	72 64
19	H	South Dakota	60 66					95	A	Marist	60 72	229	A	Maine	60 61
												330	A	Chicago St.	102 46
LAST 10 Division I															
95	A	Marist	60 72	93	N	Bowling Green	73 54								
229	A	Maine	60 61	330	A	Chicago St.	102 46								
15	H	DePaul	65 76	50	H	Marquette	47 60								
121	N	Syracuse	79 73	162	H	Missouri	72 64								
12	N	Mississippi St.	58 83	19	H	South Dakota	60 66								

Non-Div I Games:

Green Bay

■ Loss, 
 ■ Non-Conf, 
 ■ S Site, 
 ■ H Home 
 ■ A Away 
 N Neutral



Average RPI Win:	178	WON-LOST	WINNING	LAST 10	STRENGTH OF	OPP. STRENGTH	TEAM	ADJ.	CONF.	ADJ CONF.
Average RPI Loss:	155	RECORD	PCT. RANK	GAMES	SCHEDULE	OF SCHEDULE	RPI	RPI	RPI	RPI
DIV. I ONLY	2- 4	234	2-4	212	176	240	240	30	30	
DIV. I NON-CONF.	2- 4	235	2-4	211	176	241	241	30	30	
TOTALS	RPI 1-25	RPI 26-50	W-L RECORDS	RPI 51-100	RPI 101-150	RPI 150+				
2- 4	0- 0	0- 0	OVERALL	1- 0	0- 2	1- 2				
0- 3	0- 0	0- 0	HOME	0- 0	0- 1	0- 2				
2- 1	0- 0	0- 0	AWAY	1- 0	0- 1	1- 0				
0- 0	0- 0	0- 0	NEUTRAL	0- 0	0- 0	0- 0				
2- 4	0- 0	0- 0	NON-CONFERENCE	1- 0	0- 2	1- 2				
0- 3	0- 0	0- 0	HOME	0- 0	0- 1	0- 2				
2- 1	0- 0	0- 0	AWAY	1- 0	0- 1	1- 0				
0- 0	0- 0	0- 0	NEUTRAL	0- 0	0- 0	0- 0				
0- 0	0- 0	0- 0	CONFERENCE	0- 0	0- 0	0- 0				
0- 0	0- 0	0- 0	HOME	0- 0	0- 0	0- 0				
0- 0	0- 0	0- 0	AWAY	0- 0	0- 0	0- 0				
0- 0	0- 0	0- 0	NEUTRAL	0- 0	0- 0	0- 0				

RPI 1-25			RPI 26-50			RPI 51-100			RPI 101+			Team's RPI: 240
RPI	S	Opponent	Score	RPI	S	Opponent	Score	RPI	S	Opponent	Score	
						75	A Alabama	64 61				
									109	A Furman	65	70
									130	H Fla. Atlantic	63	64
									180	H Liberty	59	83
									200	H Norfolk St.	56	77
									280	A Chattanooga	84	55
LAST 10 Division I												
180	H	Liberty	59	83	75	A	Alabama	64	61			
200	H	Norfolk St.	56	77								
109	A	Furman	65	70								
130	H	Fla. Atlantic	63	64								
280	A	Chattanooga	84	55								

Non-Div I Games:

Hampton



Average RPI Win:	0	WON-LOST	WINNING	LAST 10	STRENGTH OF	OPP. STRENGTH	TEAM	ADJ.	CONF.	ADJ CONF.
Average RPI Loss:	151	RECORD	PCT. RANK	GAMES	SCHEDULE	OF SCHEDULE	RPI	RPI	RPI	RPI
DIV. I ONLY	0- 11	336	0-10	40	318	288	288	27	27	
DIV. I NON-CONF.	0- 11	336	0-10	39	318	288	288	27	27	
TOTALS	RPI 1-25	RPI 26-50	W-L RECORDS	RPI 51-100	RPI 101-150	RPI 150+				
0- 11	0- 1	0- 1	OVERALL	0- 1	0- 3	0- 5				
0- 4	0- 0	0- 1	HOME	0- 0	0- 1	0- 2				
0- 7	0- 1	0- 0	AWAY	0- 1	0- 2	0- 3				
0- 0	0- 0	0- 0	NEUTRAL	0- 0	0- 0	0- 0				
0- 11	0- 1	0- 1	NON-CONFERENCE	0- 1	0- 3	0- 5				
0- 4	0- 0	0- 1	HOME	0- 0	0- 1	0- 2				
0- 7	0- 1	0- 0	AWAY	0- 1	0- 2	0- 3				
0- 0	0- 0	0- 0	NEUTRAL	0- 0	0- 0	0- 0				
0- 0	0- 0	0- 0	CONFERENCE	0- 0	0- 0	0- 0				
0- 0	0- 0	0- 0	HOME	0- 0	0- 0	0- 0				
0- 0	0- 0	0- 0	AWAY	0- 0	0- 0	0- 0				
0- 0	0- 0	0- 0	NEUTRAL	0- 0	0- 0	0- 0				

RPI 1-25				RPI 26-50				RPI 51-100				RPI 101+ Team's RPI: 288			
RPI	S	Opponent	Score	RPI	S	Opponent	Score	RPI	S	Opponent	Score	RPI	S	Opponent	Score
6	A	Princeton	42 73	38	H	Providence	57 75	96	A	Penn	46 74	102	A	Michigan St.	34 79
												117	H	Rhode Island	56 68
												129	A	Harvard	44 53
												159	A	Massachusetts	48 74
												166	A	William & Mary	44 61
												205	A	Northeastern	47 60
												306	H	NJIT	52 61
												333	H	Hofstra	41 43
LAST 10 Division I															
166	A	William & Mary	44 61	205	A	Northeastern	47 60								
102	A	Michigan St.	34 79	6	A	Princeton	42 73								
129	A	Harvard	44 53	306	H	NJIT	52 61								
159	A	Massachusetts	48 74	96	A	Penn	46 74								
38	H	Providence	57 75	117	H	Rhode Island	56 68								

Non-Div I Games:

Hartford

■ Loss, 
 ■ Non-Conf, 
 S Site, 
 ■ Home 
 ■ Away 
 N Neutral



Average RPI Win:	198	WON-LOST	WINNING	LAST 10	STRENGTH OF	OPP. STRENGTH	TEAM	ADJ.	CONF.	ADJ CONF.
Average RPI Loss:	130	RECORD	PCT. RANK	GAMES	SCHEDULE	OF SCHEDULE	RPI	RPI	RPI	RPI
DIV. I ONLY	7- 3	74	7-3	291	44	129	129	8	8	
DIV. I NON-CONF.	7- 3	75	7-3	291	45	129	129	8	8	
TOTALS	RPI 1-25	RPI 26-50	W-L RECORDS	RPI 51-100	RPI 101-150	RPI 150+				
7- 3	0- 0	0- 1	OVERALL	1- 0	0- 1	6- 1				
3- 1	0- 0	0- 0	HOME	1- 0	0- 0	2- 1				
4- 2	0- 0	0- 1	AWAY	0- 0	0- 1	4- 0				
0- 0	0- 0	0- 0	NEUTRAL	0- 0	0- 0	0- 0				
7- 3	0- 0	0- 1	NON-CONFERENCE	1- 0	0- 1	6- 1				
3- 1	0- 0	0- 0	HOME	1- 0	0- 0	2- 1				
4- 2	0- 0	0- 1	AWAY	0- 0	0- 1	4- 0				
0- 0	0- 0	0- 0	NEUTRAL	0- 0	0- 0	0- 0				
0- 0	0- 0	0- 0	CONFERENCE	0- 0	0- 0	0- 0				
0- 0	0- 0	0- 0	HOME	0- 0	0- 0	0- 0				
0- 0	0- 0	0- 0	AWAY	0- 0	0- 0	0- 0				
0- 0	0- 0	0- 0	NEUTRAL	0- 0	0- 0	0- 0				

RPI S	Opponent	Score	RPI S	Opponent	Score	RPI S	Opponent	Score	RPI S	Opponent	Score	Team's RPI: 129
39	A Rutgers	46 74	62	H California	56 53	146	A La Salle	69 75	157	A Northern Ill.	59 53	
						205	H Northeastern	44 46	213	H Siena	68 51	
						215	A Quinnipiac	77 68	224	A Boston U.	66 39	
						229	A Maine	69 40	288	H Hartford	53 44	
LAST 10 Division I												
288	H Hartford	53 44	229	A Maine	69 40							
39	A Rutgers	46 74	205	H Northeastern	44 46							
146	A La Salle	69 75	215	A Quinnipiac	77 68							
213	H Siena	68 51	224	A Boston U.	66 39							
62	H California	56 53	157	A Northern Ill.	59 53							

Non-Div I Games:

Harvard



Average RPI Win:	242	WON-LOST	WINNING	LAST 10	STRENGTH OF	OPP. STRENGTH	TEAM	ADJ.	CONF.	ADJ CONF.
Average RPI Loss:	118	RECORD	PCT. RANK	GAMES	SCHEDULE	OF SCHEDULE	RPI	RPI	RPI	RPI
DIV. I ONLY	5- 5	164	5-5	126	223	165	165	24	24	
DIV. I NON-CONF.	5- 5	165	5-5	124	223	164	164	24	24	
TOTALS	RPI 1-25	RPI 26-50	W-L RECORDS	RPI 51-100	RPI 101-150	RPI 150+				
5- 5	0- 2	0- 0	OVERALL	0- 1	2- 0	3- 2				
3- 3	0- 1	0- 0	HOME	0- 1	1- 0	2- 1				
2- 2	0- 1	0- 0	AWAY	0- 0	1- 0	1- 1				
0- 0	0- 0	0- 0	NEUTRAL	0- 0	0- 0	0- 0				
5- 5	0- 2	0- 0	NON-CONFERENCE	0- 1	2- 0	3- 2				
3- 3	0- 1	0- 0	HOME	0- 1	1- 0	2- 1				
2- 2	0- 1	0- 0	AWAY	0- 0	1- 0	1- 1				
0- 0	0- 0	0- 0	NEUTRAL	0- 0	0- 0	0- 0				
0- 0	0- 0	0- 0	CONFERENCE	0- 0	0- 0	0- 0				
0- 0	0- 0	0- 0	HOME	0- 0	0- 0	0- 0				
0- 0	0- 0	0- 0	AWAY	0- 0	0- 0	0- 0				
0- 0	0- 0	0- 0	NEUTRAL	0- 0	0- 0	0- 0				

RPI 1-25				RPI 26-50				RPI 51-100				RPI 101+ Team's RPI: 165			
RPI	S	Opponent	Score	RPI	S	Opponent	Score	RPI	S	Opponent	Score	RPI	S	Opponent	Score
4	A	Oregon St.	32 64					59	H	Texas Southern	57 74	110	A	Washington	62 50
20	H	NC State	59 68									142	H	Texas	73 60
												195	H	North Texas	60 66
												298	A	Pepperdine	52 51
												313	A	LMU (CA)	51 65
												316	H	San Diego St.	61 58
												345	H	UTSA	62 50
LAST 10 Division I															
195	H	North Texas	60 66	110	A	Washington	62 50								
59	H	Texas Southern	57 74	4	A	Oregon St.	32 64								
345	H	UTSA	62 50	142	H	Texas	73 60								
298	A	Pepperdine	52 51	20	H	NC State	59 68								
313	A	LMU (CA)	51 65	316	H	San Diego St.	61 58								

Non-Div I Games: Hope Int'l 86 49

Hawaii

■ Loss, 
 ■ Non-Conf, S Site, 
 ■ Home 
 ■ Away 
 N Neutral



Average RPI Win:	292	WON-LOST	WINNING	LAST 10	STRENGTH OF	OPP. STRENGTH	TEAM	ADJ.	CONF.	ADJ CONF.
Average RPI Loss:	163	RECORD	PCT. RANK	GAMES	SCHEDULE	OF SCHEDULE	RPI	RPI	RPI	RPI
DIV. I ONLY	2- 6	270	2-6	269	207	295	295	30	30	
DIV. I NON-CONF.	2- 6	269	2-6	268	207	296	296	30	30	
TOTALS	RPI 1-25	RPI 26-50	W-L RECORDS	RPI 51-100	RPI 101-150	RPI 150+				
2- 6	0- 0	0- 1	OVERALL	0- 1	0- 1	2- 3				
1- 2	0- 0	0- 0	HOME	0- 0	0- 1	1- 1				
1- 4	0- 0	0- 1	AWAY	0- 1	0- 0	1- 2				
0- 0	0- 0	0- 0	NEUTRAL	0- 0	0- 0	0- 0				
2- 6	0- 0	0- 1	NON-CONFERENCE	0- 1	0- 1	2- 3				
1- 2	0- 0	0- 0	HOME	0- 0	0- 1	1- 1				
1- 4	0- 0	0- 1	AWAY	0- 1	0- 0	1- 2				
0- 0	0- 0	0- 0	NEUTRAL	0- 0	0- 0	0- 0				
0- 0	0- 0	0- 0	CONFERENCE	0- 0	0- 0	0- 0				
0- 0	0- 0	0- 0	HOME	0- 0	0- 0	0- 0				
0- 0	0- 0	0- 0	AWAY	0- 0	0- 0	0- 0				
0- 0	0- 0	0- 0	NEUTRAL	0- 0	0- 0	0- 0				

RPI 1-25				RPI 26-50				RPI 51-100				RPI 101+				Team's RPI: 295	
RPI	S	Opponent	Score	RPI	S	Opponent	Score	RPI	S	Opponent	Score	RPI	S	Opponent	Score		
				26	A	Duke	57 93	92	A	Butler	52 74	114	H	Davidson	63 73		
												200	A	Norfolk St.	58 72		
												245	A	American	48 56		
												259	H	ETSU	80 62		
												303	H	Col. of Charleston	70 79		
												324	A	N.C. Central	78 58		
LAST 10 Division I																	
				245	A	American	48 56	92	A	Butler	52 74						
				259	H	ETSU	80 62	114	H	Davidson	63 73						
				303	H	Col. of Charleston	70 79	324	A	N.C. Central	78 58						
				26	A	Duke	57 93	200	A	Norfolk St.	58 72						

Non-Div I Games:

## High Point

■ Loss, ■ Non-Conf, S Site, H Home A Away N Neutral



# Hofstra

Through Games Of Dec. 17, 2019

Average RPI Win:	294	WON-LOST	WINNING	LAST 10	STRENGTH OF	OPP. STRENGTH	TEAM	ADJ.	CONF.	ADJ CONF.
Average RPI Loss:	217	RECORD	PCT. RANK	GAMES	SCHEDULE	OF SCHEDULE	RPI	RPI	RPI	RPI
DIV. I ONLY	2- 6	270	2-6	317	310	333	333	20	20	
DIV. I NON-CONF.	2- 6	269	2-6	317	311	333	333	20	20	
TOTALS	RPI 1-25	RPI 26-50	W-L RECORDS	RPI 51-100	RPI 101-150	RPI 150+				
2- 6	0- 0	0- 0	OVERALL	0- 1	0- 1	2- 4				
1- 3	0- 0	0- 0	HOME	0- 1	0- 1	1- 1				
1- 3	0- 0	0- 0	AWAY	0- 0	0- 0	1- 3				
0- 0	0- 0	0- 0	NEUTRAL	0- 0	0- 0	0- 0				
2- 6	0- 0	0- 0	NON-CONFERENCE	0- 1	0- 1	2- 4				
1- 3	0- 0	0- 0	HOME	0- 1	0- 1	1- 1				
1- 3	0- 0	0- 0	AWAY	0- 0	0- 0	1- 3				
0- 0	0- 0	0- 0	NEUTRAL	0- 0	0- 0	0- 0				
0- 0	0- 0	0- 0	CONFERENCE	0- 0	0- 0	0- 0				
0- 0	0- 0	0- 0	HOME	0- 0	0- 0	0- 0				
0- 0	0- 0	0- 0	AWAY	0- 0	0- 0	0- 0				
0- 0	0- 0	0- 0	NEUTRAL	0- 0	0- 0	0- 0				

RPI S	Opponent	Score	RPI S	Opponent	Score	RPI S	Opponent	Score	RPI S	Opponent	Score	Team's RPI: 333
						97	H Stony Brook	38 81	149	H Cleveland St.	51 61	
									212	H Howard	64 73	
									219	A Fairfield	64 73	
									286	A Sacred Heart	44 71	
									288	A Hartford	43 41	
									299	H Morgan St.	51 39	
									336	A LIU Brooklyn	46 85	
LAST 10 Division I												
219	A Fairfield	64 73	299	H Morgan St.	51 39							
286	A Sacred Heart	44 71	336	A LIU Brooklyn	46 85							
288	A Hartford	43 41	212	H Howard	64 73							
			149	H Cleveland St.	51 61							
			97	H Stony Brook	38 81							

Non-Div I Games:

Hofstra

Loss, Non-Conf, S Site, H Home A Away N Neutral



# Holy Cross

Through Games Of Dec. 17, 2019

Average RPI Win:	218	WON-LOST	WINNING	LAST 10	STRENGTH OF	OPP. STRENGTH	TEAM	ADJ.	CONF.	ADJ CONF.
Average RPI Loss:	143	RECORD	PCT. RANK	GAMES	SCHEDULE	OF SCHEDULE	RPI	RPI	RPI	RPI
DIV. I ONLY	5- 3	111	5-3	156	251	85	85	13	13	
DIV. I NON-CONF.	5- 3	108	5-3	156	253	86	86	13	13	
TOTALS	RPI 1-25	RPI 26-50	W-L RECORDS	RPI 51-100	RPI 101-150	RPI 150+				
5- 3	0- 0	0- 0	OVERALL	1- 0	1- 1	3- 2				
3- 0	0- 0	0- 0	HOME	1- 0	1- 0	1- 0				
2- 3	0- 0	0- 0	AWAY	0- 0	0- 1	2- 2				
0- 0	0- 0	0- 0	NEUTRAL	0- 0	0- 0	0- 0				
5- 3	0- 0	0- 0	NON-CONFERENCE	1- 0	1- 1	3- 2				
3- 0	0- 0	0- 0	HOME	1- 0	1- 0	1- 0				
2- 3	0- 0	0- 0	AWAY	0- 0	0- 1	2- 2				
0- 0	0- 0	0- 0	NEUTRAL	0- 0	0- 0	0- 0				
0- 0	0- 0	0- 0	CONFERENCE	0- 0	0- 0	0- 0				
0- 0	0- 0	0- 0	HOME	0- 0	0- 0	0- 0				
0- 0	0- 0	0- 0	AWAY	0- 0	0- 0	0- 0				
0- 0	0- 0	0- 0	NEUTRAL	0- 0	0- 0	0- 0				

RPI S	Opponent	Score	RPI S	Opponent	Score	RPI S	Opponent	Score	RPI S	Opponent	Score
						63	H Boston College	80 71	117	A Rhode Island	58 73
									126	H Merrimack	68 42
									152	A Illinois	75 78
									159	A Massachusetts	72 75
									286	A Sacred Heart	65 52
									302	H Bryant	87 75
									315	A Brown	83 71
LAST 10 Division I											
			286	A Sacred Heart	65 52		315	A Brown	83 71		
			159	A Massachusetts	72 75		126	H Merrimack	68 42		
			117	A Rhode Island	58 73		302	H Bryant	87 75		
							63	H Boston College	80 71		
							152	A Illinois	75 78		

Non-Div I Games:

Holy Cross

Loss, Non-Conf, S Site, H Home A Away N Neutral



Average RPI Win:	190	WON-LOST	WINNING	LAST 10	STRENGTH OF	OPP. STRENGTH	TEAM	ADJ.	CONF.	ADJ CONF.
Average RPI Loss:	75	RECORD	PCT. RANK	GAMES	SCHEDULE	OF SCHEDULE	RPI	RPI	RPI	RPI
DIV. I ONLY	5- 6	186	5-5	27	156	100	100	9	9	
DIV. I NON-CONF.	5- 6	186	5-5	27	155	101	101	9	9	
TOTALS	RPI 1-25	RPI 26-50	W-L RECORDS	RPI 51-100	RPI 101-150	RPI 150+				
5- 6	0- 1	1- 2	OVERALL	0- 0	0- 3	4- 0				
4- 1	0- 0	1- 1	HOME	0- 0	0- 0	3- 0				
0- 3	0- 1	0- 1	AWAY	0- 0	0- 1	0- 0				
1- 2	0- 0	0- 0	NEUTRAL	0- 0	0- 2	1- 0				
5- 6	0- 1	1- 2	NON-CONFERENCE	0- 0	0- 3	4- 0				
4- 1	0- 0	1- 1	HOME	0- 0	0- 0	3- 0				
0- 3	0- 1	0- 1	AWAY	0- 0	0- 1	0- 0				
1- 2	0- 0	0- 0	NEUTRAL	0- 0	0- 2	1- 0				
0- 0	0- 0	0- 0	CONFERENCE	0- 0	0- 0	0- 0				
0- 0	0- 0	0- 0	HOME	0- 0	0- 0	0- 0				
0- 0	0- 0	0- 0	AWAY	0- 0	0- 0	0- 0				
0- 0	0- 0	0- 0	NEUTRAL	0- 0	0- 0	0- 0				

RPI 1-25				RPI 26-50				RPI 51-100				Team's RPI: 100		RPI 101+			
RPI	S	Opponent	Score	RPI	S	Opponent	Score	RPI	S	Opponent	Score			RPI	S	Opponent	Score
14	A	Texas A&M	43 72	31	A	Georgia Tech	38 69							116	A	New Mexico	71 81
				35	H	FGCU	45 57							121	N	Syracuse	62 87
				40	H	Oklahoma	85 69							131	N	San Francisco	57 80
														209	N	California Baptist	96 75
														214	H	Houston Baptist	82 60
														228	H	Louisiana Tech	67 53
														258	H	Southeastern La.	78 65
LAST 10 Division I																	
14	A	Texas A&M	43 72	121	N	Syracuse	62 87										
228	H	Louisiana Tech	67 53	40	H	Oklahoma	85 69										
35	H	FGCU	45 57	214	H	Houston Baptist	82 60										
131	N	San Francisco	57 80	116	A	New Mexico	71 81										
209	N	California Baptist	96 75	258	H	Southeastern La.	78 65										

Non-Div I Games:

Houston

  Loss, 
  Non-Conf, S Site, 
  Home 
  Away 
N Neutral



## Houston Baptist

Through Games Of Dec. 17, 2019

Average RPI Win:	287	WON-LOST	WINNING	LAST 10	STRENGTH OF	OPP. STRENGTH	TEAM	ADJ.	CONF.	ADJ CONF.
Average RPI Loss:	140	RECORD	PCT. RANK	GAMES	SCHEDULE	OF SCHEDULE	RPI	RPI	RPI	RPI
DIV. I ONLY	2- 5	255	2-5	179	276	214	214	25	25	
DIV. I NON-CONF.	2- 5	253	2-5	179	276	214	214	25	25	
TOTALS	RPI 1-25	RPI 26-50	W-L RECORDS	RPI 51-100	RPI 101-150	RPI 150+				
2- 5	0- 1	0- 0	OVERALL	0- 1	0- 1	2- 2				
0- 1	0- 0	0- 0	HOME	0- 0	0- 0	0- 1				
2- 4	0- 1	0- 0	AWAY	0- 1	0- 1	2- 1				
0- 0	0- 0	0- 0	NEUTRAL	0- 0	0- 0	0- 0				
2- 5	0- 1	0- 0	NON-CONFERENCE	0- 1	0- 1	2- 2				
0- 1	0- 0	0- 0	HOME	0- 0	0- 0	0- 1				
2- 4	0- 1	0- 0	AWAY	0- 1	0- 1	2- 1				
0- 0	0- 0	0- 0	NEUTRAL	0- 0	0- 0	0- 0				
0- 0	0- 0	0- 0	CONFERENCE	0- 0	0- 0	0- 0				
0- 0	0- 0	0- 0	HOME	0- 0	0- 0	0- 0				
0- 0	0- 0	0- 0	AWAY	0- 0	0- 0	0- 0				
0- 0	0- 0	0- 0	NEUTRAL	0- 0	0- 0	0- 0				

RPI S	Opponent	Score	RPI S	Opponent	Score	RPI S	Opponent	Score	RPI S	Opponent	Score	Team's RPI: 214
22	A Baylor	42 112				100	A Houston	60 82	143	A Wichita St.	42 59	
									154	A Texas Tech	51 59	
									222	A Oral Roberts	74 73	
									281	H Northern Ariz.	62 79	
									351	A La.-Monroe	72 65	
LAST 10 Division I												
154	A Texas Tech	51 59	100	A Houston	60 82							
351	A La.-Monroe	72 65	22	A Baylor	42 112							
281	H Northern Ariz.	62 79										
143	A Wichita St.	42 59										
222	A Oral Roberts	74 73										

Non-Div I Games: LSU-Shreveport 67 44 Paul Quinn 63 34

Houston Baptist

■ Loss, 
 ■ Non-Conf, S Site, 
 ■ Home 
 ■ Away 
 N Neutral



# Howard

H  
o  
w  
a  
r  
d

Howard

Page 115



Average RPI Win:	122	WON-LOST	WINNING	LAST 10	STRENGTH OF	OPP. STRENGTH	TEAM	ADJ.	CONF.	ADJ CONF.
Average RPI Loss:	87	RECORD	PCT. RANK	GAMES	SCHEDULE	OF SCHEDULE	RPI	RPI	RPI	RPI
DIV. I ONLY	4- 5	189	4-5	50	53	82	82	15	15	
DIV. I NON-CONF.	4- 5	189	4-5	50	53	82	82	15	15	
TOTALS	RPI 1-25	RPI 26-50	W-L RECORDS	RPI 51-100	RPI 101-150	RPI 150+				
4- 5	0- 0	0- 1	OVERALL	2- 3	1- 1	1- 0				
2- 0	0- 0	0- 0	HOME	1- 0	1- 0	0- 0				
0- 5	0- 0	0- 1	AWAY	0- 3	0- 1	0- 0				
2- 0	0- 0	0- 0	NEUTRAL	1- 0	0- 0	1- 0				
4- 5	0- 0	0- 1	NON-CONFERENCE	2- 3	1- 1	1- 0				
2- 0	0- 0	0- 0	HOME	1- 0	1- 0	0- 0				
0- 5	0- 0	0- 1	AWAY	0- 3	0- 1	0- 0				
2- 0	0- 0	0- 0	NEUTRAL	1- 0	0- 0	1- 0				
0- 0	0- 0	0- 0	CONFERENCE	0- 0	0- 0	0- 0				
0- 0	0- 0	0- 0	HOME	0- 0	0- 0	0- 0				
0- 0	0- 0	0- 0	AWAY	0- 0	0- 0	0- 0				
0- 0	0- 0	0- 0	NEUTRAL	0- 0	0- 0	0- 0				

RPI S	Opponent	Score	RPI S	Opponent	Score	RPI S	Opponent	Score	RPI S	Opponent	Score
			43 A	Miami (FL)	65 74	51 A	UNI	50 51	127 H	Ball St.	65 48
						74 N	St. John's (NY)	85 78	150 A	UT Martin	51 57
						87 H	Southern Ill.	81 78	201 N	Elon	59 53
						92 A	Butler	61 64			
						99 A	Ohio	64 70			
LAST 10 Division I											
			74 N	St. John's (NY)	85 78	51 A	UNI	50 51			
			150 A	UT Martin	51 57	99 A	Ohio	64 70			
			92 A	Butler	61 64	201 N	Elon	59 53			
			43 A	Miami (FL)	65 74	127 H	Ball St.	65 48			
			87 H	Southern Ill.	81 78						

Non-Div I Games: Ind.-Northwest 103 45

IUPUI

■ Loss, 
 ■ Non-Conf, S Site, 
 ■ Home 
 ■ Away 
 N Neutral



## Idaho

Through Games Of Dec. 17, 2019

Average RPI Win:	242	WON-LOST	WINNING	LAST 10	STRENGTH OF	OPP. STRENGTH	TEAM	ADJ.	CONF.	ADJ CONF.
Average RPI Loss:	104	RECORD	PCT. RANK	GAMES	SCHEDULE	OF SCHEDULE	RPI	RPI	RPI	RPI
DIV. I ONLY	4- 4	164	4-4	160	211	125	125	18	18	
DIV. I NON-CONF.	4- 4	165	4-4	160	211	125	125	18	18	
TOTALS	RPI 1-25	RPI 26-50	W-L RECORDS	RPI 51-100	RPI 101-150	RPI 150+				
4- 4	0- 0	0- 0	OVERALL	0- 2	1- 1	3- 1				
1- 0	0- 0	0- 0	HOME	0- 0	0- 0	1- 0				
3- 2	0- 0	0- 0	AWAY	0- 1	1- 1	2- 0				
0- 2	0- 0	0- 0	NEUTRAL	0- 1	0- 0	0- 1				
4- 4	0- 0	0- 0	NON-CONFERENCE	0- 2	1- 1	3- 1				
1- 0	0- 0	0- 0	HOME	0- 0	0- 0	1- 0				
3- 2	0- 0	0- 0	AWAY	0- 1	1- 1	2- 0				
0- 2	0- 0	0- 0	NEUTRAL	0- 1	0- 0	0- 1				
0- 0	0- 0	0- 0	CONFERENCE	0- 0	0- 0	0- 0				
0- 0	0- 0	0- 0	HOME	0- 0	0- 0	0- 0				
0- 0	0- 0	0- 0	AWAY	0- 0	0- 0	0- 0				
0- 0	0- 0	0- 0	NEUTRAL	0- 0	0- 0	0- 0				

RPI 1-25			RPI 26-50			RPI 51-100			RPI 101+			Team's RPI: 125
RPI	S	Opponent	Score	RPI	S	Opponent	Score	RPI	S	Opponent	Score	
						57 A Oklahoma St.	47 62	118 A South Fla.		64 67		
						78 N Old Dominion	55 67	131 A San Francisco		66 60		
								164 N Lamar University		44 47		
								211 A San Diego		65 32		
								282 H Colorado St.		61 54		
								344 A Seattle U		90 84		
LAST 10 Division I												
344 A		Seattle U	90 84	118 A		South Fla.	64 67					
131 A		San Francisco	66 60	211 A		San Diego	65 32					
282 H		Colorado St.	61 54	78 N		Old Dominion	55 67					
57 A		Oklahoma St.	47 62	164 N		Lamar University	44 47					

Non-Div I Games:

Idaho

■ Loss, 
 ■ Non-Conf, 
 ■ S Site, 
 ■ H Home 
 ■ A Away 
 N Neutral



Average RPI Win:	346	WON-LOST	WINNING	LAST 10	STRENGTH OF	OPP. STRENGTH	TEAM	ADJ.	CONF.	ADJ CONF.
Average RPI Loss:	91	RECORD	PCT. RANK	GAMES	SCHEDULE	OF SCHEDULE	RPI	RPI	RPI	RPI
DIV. I ONLY	2- 4	234	2-4	201	263	241	241	18	18	
DIV. I NON-CONF.	2- 4	235	2-4	200	264	242	242	18	18	
TOTALS	RPI 1-25	RPI 26-50	W-L RECORDS	RPI 51-100	RPI 101-150	RPI 150+				
2- 4	0- 0	0- 1	OVERALL	0- 2	0- 0	2- 1				
1- 1	0- 0	0- 0	HOME	0- 0	0- 0	1- 1				
1- 3	0- 0	0- 1	AWAY	0- 2	0- 0	1- 0				
0- 0	0- 0	0- 0	NEUTRAL	0- 0	0- 0	0- 0				
2- 4	0- 0	0- 1	NON-CONFERENCE	0- 2	0- 0	2- 1				
1- 1	0- 0	0- 0	HOME	0- 0	0- 0	1- 1				
1- 3	0- 0	0- 1	AWAY	0- 2	0- 0	1- 0				
0- 0	0- 0	0- 0	NEUTRAL	0- 0	0- 0	0- 0				
0- 0	0- 0	0- 0	CONFERENCE	0- 0	0- 0	0- 0				
0- 0	0- 0	0- 0	HOME	0- 0	0- 0	0- 0				
0- 0	0- 0	0- 0	AWAY	0- 0	0- 0	0- 0				
0- 0	0- 0	0- 0	NEUTRAL	0- 0	0- 0	0- 0				

RPI 1-25				RPI 26-50				RPI 51-100				RPI 101+ Team's RPI: 241			
RPI	S	Opponent	Score	RPI	S	Opponent	Score	RPI	S	Opponent	Score	RPI	S	Opponent	Score
				26	A	Duke	66 85	57	A	Oklahoma St.	52 70	209	H	California Baptist	68 74
								70	A	Arizona St.	69 74	344	H	Seattle U	73 48
												347	A	Utah Valley	88 61
LAST 10 Division I															
				209	H	California Baptist	68 74	70	A	Arizona St.	69 74				
								347	A	Utah Valley	88 61				
								26	A	Duke	66 85				
								57	A	Oklahoma St.	52 70				
								344	H	Seattle U	73 48				

Non-Div I Games: Arizona Christian 93 36 Montana Tech 83 57

Idaho St.



Illinois

Through Games Of Dec. 17, 2019

Average RPI Win:	236	WON-LOST	WINNING	LAST 10	STRENGTH OF	OPP. STRENGTH	TEAM	ADJ.	CONF.	ADJ CONF.
Average RPI Loss:	52	RECORD	PCT. RANK	GAMES	SCHEDULE	OF SCHEDULE	RPI	RPI	RPI	RPI
DIV. I ONLY	8- 2	46	8-2	279	162	152	152	2	2	
DIV. I NON-CONF.	8- 2	46	8-2	278	161	152	152	2	2	
TOTALS	RPI 1-25	RPI 26-50	W-L RECORDS	RPI 51-100	RPI 101-150	RPI 150+				
8- 2	0- 1	0- 0	OVERALL	1- 1	2- 0	5- 0				
8- 1	0- 1	0- 0	HOME	1- 0	2- 0	5- 0				
0- 1	0- 0	0- 0	AWAY	0- 1	0- 0	0- 0				
0- 0	0- 0	0- 0	NEUTRAL	0- 0	0- 0	0- 0				
8- 2	0- 1	0- 0	NON-CONFERENCE	1- 1	2- 0	5- 0				
8- 1	0- 1	0- 0	HOME	1- 0	2- 0	5- 0				
0- 1	0- 0	0- 0	AWAY	0- 1	0- 0	0- 0				
0- 0	0- 0	0- 0	NEUTRAL	0- 0	0- 0	0- 0				
0- 0	0- 0	0- 0	CONFERENCE	0- 0	0- 0	0- 0				
0- 0	0- 0	0- 0	HOME	0- 0	0- 0	0- 0				
0- 0	0- 0	0- 0	AWAY	0- 0	0- 0	0- 0				
0- 0	0- 0	0- 0	NEUTRAL	0- 0	0- 0	0- 0				

RPI 1-25				RPI 26-50				RPI 51-100				RPI 101+ Team's RPI: 152			
RPI	S	Opponent	Score	RPI	S	Opponent	Score	RPI	S	Opponent	Score	RPI	S	Opponent	Score
24	H	Illinois St.	58 74					80	A	North Carolina	60 85	126	H	Merrimack	75 72
								85	H	Holy Cross	78 75	140	H	Austin Peay	76 62
												267	H	Presbyterian	71 52
												300	H	Ark.-Pine Bluff	65 50
												302	H	Bryant	69 55
												330	H	Chicago St.	96 66
												334	H	Evansville	59 44
LAST 10 Division I															
334	H	Evansville	59 44	300	H	Ark.-Pine Bluff	65 50								
126	H	Merrimack	75 72	24	H	Illinois St.	58 74								
80	A	North Carolina	60 85	140	H	Austin Peay	76 62								
267	H	Presbyterian	71 52	85	H	Holy Cross	78 75								
302	H	Bryant	69 55	330	H	Chicago St.	96 66								

Non-Div I Games:

Illinois

Loss, Non-Conf, S Site, H Home A Away N Neutral



Average RPI Win:	168	WON-LOST	WINNING	LAST 10	STRENGTH OF	OPP. STRENGTH	TEAM	ADJ.	CONF.	ADJ CONF.
Average RPI Loss:	40	RECORD	PCT. RANK	GAMES	SCHEDULE	OF SCHEDULE	RPI	RPI	RPI	RPI
DIV. I ONLY	6- 2	64	6-2	52	129	24	24	7	7	
DIV. I NON-CONF.	6- 2	65	6-2	51	127	24	24	7	7	
TOTALS	RPI 1-25	RPI 26-50	W-L RECORDS	RPI 51-100	RPI 101-150	RPI 150+				
6- 2	0- 0	0- 2	OVERALL	0- 0	2- 0	4- 0				
4- 0	0- 0	0- 0	HOME	0- 0	1- 0	3- 0				
2- 2	0- 0	0- 2	AWAY	0- 0	1- 0	1- 0				
0- 0	0- 0	0- 0	NEUTRAL	0- 0	0- 0	0- 0				
6- 2	0- 0	0- 2	NON-CONFERENCE	0- 0	2- 0	4- 0				
4- 0	0- 0	0- 0	HOME	0- 0	1- 0	3- 0				
2- 2	0- 0	0- 2	AWAY	0- 0	1- 0	1- 0				
0- 0	0- 0	0- 0	NEUTRAL	0- 0	0- 0	0- 0				
0- 0	0- 0	0- 0	CONFERENCE	0- 0	0- 0	0- 0				
0- 0	0- 0	0- 0	HOME	0- 0	0- 0	0- 0				
0- 0	0- 0	0- 0	AWAY	0- 0	0- 0	0- 0				
0- 0	0- 0	0- 0	NEUTRAL	0- 0	0- 0	0- 0				

RPI S	Opponent	Score	RPI S	Opponent	Score	RPI S	Opponent	Score	RPI S	Opponent	Score
29	A Saint Louis	56 61	29	A Saint Louis	56 61	111	A North Dakota	66 58	111	A North Dakota	66 58
50	A Marquette	41 58	50	A Marquette	41 58	150	H UT Martin	70 47	150	H UT Martin	70 47
						152	A Illinois	74 58	152	A Illinois	74 58
						157	H Northern Ill.	69 66	157	H Northern Ill.	69 66
						187	H Western Ill.	78 65	187	H Western Ill.	78 65
						253	H SIUE	74 53	253	H SIUE	74 53
LAST 10 Division I											
253	H SIUE	74 53	157	H Northern Ill.	69 66						
29	A Saint Louis	56 61	152	A Illinois	74 58						
187	H Western Ill.	78 65	50	A Marquette	41 58						
150	H UT Martin	70 47									
111	A North Dakota	66 58									

Non-Div I Games: Truman 87 60

Illinois St.



Average RPI Win:	0	WON-LOST	WINNING	LAST 10	STRENGTH OF	OPP. STRENGTH	TEAM	ADJ.	CONF.	ADJ CONF.
Average RPI Loss:	237	RECORD	PCT. RANK	GAMES	SCHEDULE	OF SCHEDULE	RPI	RPI	RPI	RPI
DIV. I ONLY	0- 4	336	0-4	321	336	348	348	25	25	
DIV. I NON-CONF.	0- 4	336	0-4	321	336	348	348	25	25	
TOTALS	RPI 1-25	RPI 26-50	W-L RECORDS	RPI 51-100	RPI 101-150	RPI 150+				
0- 4	0- 0	0- 0	OVERALL	0- 1	0- 0	0- 3				
0- 0	0- 0	0- 0	HOME	0- 0	0- 0	0- 0				
0- 4	0- 0	0- 0	AWAY	0- 1	0- 0	0- 3				
0- 0	0- 0	0- 0	NEUTRAL	0- 0	0- 0	0- 0				
0- 4	0- 0	0- 0	NON-CONFERENCE	0- 1	0- 0	0- 3				
0- 0	0- 0	0- 0	HOME	0- 0	0- 0	0- 0				
0- 4	0- 0	0- 0	AWAY	0- 1	0- 0	0- 3				
0- 0	0- 0	0- 0	NEUTRAL	0- 0	0- 0	0- 0				
0- 0	0- 0	0- 0	CONFERENCE	0- 0	0- 0	0- 0				
0- 0	0- 0	0- 0	HOME	0- 0	0- 0	0- 0				
0- 0	0- 0	0- 0	AWAY	0- 0	0- 0	0- 0				
0- 0	0- 0	0- 0	NEUTRAL	0- 0	0- 0	0- 0				

RPI S	Opponent	Score	RPI S	Opponent	Score	RPI S	Opponent	Score	RPI S	Opponent	Score	Team's RPI: 348
						99 A	Ohio	41 78	220 A	Kansas St.	41 85	
									282 A	Colorado St.	47 75	
									345 A	UTSA	56 63	
LAST 10 Division I												
			99 A	Ohio	41 78		220 A	Kansas St.	41 85			
			345 A	UTSA	56 63		282 A	Colorado St.	47 75			

Non-Div I Games: Schreiner 70 35 Tex. A&M Int'l 55 38 UNKNOWN 74 52



Indiana

I  
n  
d  
i  
a  
n  
a

Indiana

Page 122



Average RPI Win: 282		WON-LOST	WINNING	LAST 10	STRENGTH OF	OPP. STRENGTH	TEAM	ADJ.	CONF.	ADJ CONF.
Average RPI Loss: 151		RECORD	PCT. RANK	GAMES	SCHEDULE	OF SCHEDULE	RPI	RPI	RPI	RPI
DIV. I ONLY		2- 8	298	2-8	140	297	252	252	7	7
DIV. I NON-CONF.		2- 8	298	2-8	140	297	253	253	7	7
TOTALS		RPI 1-25	RPI 26-50	W-L RECORDS	RPI 51-100	RPI 101-150	RPI 150+			
2- 8	0- 0		0- 3	OVERALL	0- 0	0- 1	2- 4			
0- 2	0- 0		0- 0	HOME	0- 0	0- 0	0- 2			
2- 5	0- 0		0- 3	AWAY	0- 0	0- 1	2- 1			
0- 1	0- 0		0- 0	NEUTRAL	0- 0	0- 0	0- 1			
2- 8	0- 0		0- 3	NON-CONFERENCE	0- 0	0- 1	2- 4			
0- 2	0- 0		0- 0	HOME	0- 0	0- 0	0- 2			
2- 5	0- 0		0- 3	AWAY	0- 0	0- 1	2- 1			
0- 1	0- 0		0- 0	NEUTRAL	0- 0	0- 0	0- 1			
0- 0	0- 0		0- 0	CONFERENCE	0- 0	0- 0	0- 0			
0- 0	0- 0		0- 0	HOME	0- 0	0- 0	0- 0			
0- 0	0- 0		0- 0	AWAY	0- 0	0- 0	0- 0			
0- 0	0- 0		0- 0	NEUTRAL	0- 0	0- 0	0- 0			

RPI 1-25				RPI 26-50				RPI 51-100				RPI 101+				Team's RPI: 252	
RPI	S	Opponent	Score	RPI	S	Opponent	Score	RPI	S	Opponent	Score	RPI	S	Opponent	Score		
				30	A	Kansas	72 84					128	A	Murray St.	62 70		
				36	A	Pacific	66 83					187	A	Western Ill.	72 83		
				48	A	Colorado	46 59					226	N	CSUN	59 67		
												243	H	Northern Ky.	68 70		
												250	A	Eastern Ill.	59 57		
												309	H	Marshall	60 72		
												314	A	UIC	61 40		
LAST 10 Division I																	
				243	H	Northern Ky.	68 70	226	N	CSUN	59 67						
				128	A	Murray St.	62 70	36	A	Pacific	66 83						
				309	H	Marshall	60 72	48	A	Colorado	46 59						
				250	A	Eastern Ill.	59 57	314	A	UIC	61 40						
				30	A	Kansas	72 84	187	A	Western Ill.	72 83						

Non-Div I Games:

Indiana St.

Loss, Non-Conf, S Site, H Home A Away N Neutral



Average RPI Win:	321	WON-LOST	WINNING	LAST 10	STRENGTH OF	OPP. STRENGTH	TEAM	ADJ.	CONF.	ADJ CONF.
Average RPI Loss:	116	RECORD	PCT. RANK	GAMES	SCHEDULE	OF SCHEDULE	RPI	RPI	RPI	RPI
DIV. I ONLY	1- 7	316	1-7	36	294	221	221	19	19	
DIV. I NON-CONF.	1- 7	315	1-7	36	293	220	220	19	19	
TOTALS	RPI 1-25	RPI 26-50	W-L RECORDS	RPI 51-100	RPI 101-150	RPI 150+				
1- 7	0- 0	0- 0	OVERALL	0- 4	0- 2	1- 1				
0- 2	0- 0	0- 0	HOME	0- 1	0- 1	0- 0				
1- 3	0- 0	0- 0	AWAY	0- 3	0- 0	1- 0				
0- 2	0- 0	0- 0	NEUTRAL	0- 0	0- 1	0- 1				
1- 7	0- 0	0- 0	NON-CONFERENCE	0- 4	0- 2	1- 1				
0- 2	0- 0	0- 0	HOME	0- 1	0- 1	0- 0				
1- 3	0- 0	0- 0	AWAY	0- 3	0- 0	1- 0				
0- 2	0- 0	0- 0	NEUTRAL	0- 0	0- 1	0- 1				
0- 0	0- 0	0- 0	CONFERENCE	0- 0	0- 0	0- 0				
0- 0	0- 0	0- 0	HOME	0- 0	0- 0	0- 0				
0- 0	0- 0	0- 0	AWAY	0- 0	0- 0	0- 0				
0- 0	0- 0	0- 0	NEUTRAL	0- 0	0- 0	0- 0				

RPI 1-25			RPI 26-50			RPI 51-100			RPI 101+			Team's RPI: 221
RPI	S	Opponent	Score	RPI	S	Opponent	Score	RPI	S	Opponent	Score	
						65 H Seton Hall	37 89	103 H Duquesne		74 76		
						72 A Central Mich.	50 70	110 N Washington		34 65		
						96 A Penn	42 74	270 N Towson		58 75		
						97 A Stony Brook	40 59	321 A Winthrop		68 61		
LAST 10 Division I												
						65 H Seton Hall	37 89	110 N Washington		34 65		
						72 A Central Mich.	50 70	97 A Stony Brook		40 59		
						270 N Towson	58 75	96 A Penn		42 74		
								103 H Duquesne		74 76		
								321 A Winthrop		68 61		

Non-Div I Games:

Iona



Average RPI Win:	174	WON-LOST	WINNING	LAST 10	STRENGTH OF	OPP. STRENGTH	TEAM	ADJ.	CONF.	ADJ CONF.
Average RPI Loss:	81	RECORD	PCT. RANK	GAMES	SCHEDULE	OF SCHEDULE	RPI	RPI	RPI	RPI
DIV. I ONLY	8- 2	46	8-2	22	238	18	18	2	2	
DIV. I NON-CONF.	8- 2	46	8-2	22	238	18	18	2	2	
TOTALS	RPI 1-25	RPI 26-50	W-L RECORDS	RPI 51-100	RPI 101-150	RPI 150+				
8- 2	1- 0	0- 0	OVERALL	0- 1	3- 1	4- 0				
5- 0	1- 0	0- 0	HOME	0- 0	1- 0	3- 0				
1- 1	0- 0	0- 0	AWAY	0- 1	1- 0	0- 0				
2- 1	0- 0	0- 0	NEUTRAL	0- 0	1- 1	1- 0				
8- 2	1- 0	0- 0	NON-CONFERENCE	0- 1	3- 1	4- 0				
5- 0	1- 0	0- 0	HOME	0- 0	1- 0	3- 0				
1- 1	0- 0	0- 0	AWAY	0- 1	1- 0	0- 0				
2- 1	0- 0	0- 0	NEUTRAL	0- 0	1- 1	1- 0				
0- 0	0- 0	0- 0	CONFERENCE	0- 0	0- 0	0- 0				
0- 0	0- 0	0- 0	HOME	0- 0	0- 0	0- 0				
0- 0	0- 0	0- 0	AWAY	0- 0	0- 0	0- 0				
0- 0	0- 0	0- 0	NEUTRAL	0- 0	0- 0	0- 0				

RPI	S	Opponent	Score	RPI	S	Opponent	Score	RPI	S	Opponent	Score	RPI	S	Opponent	Score
6	H	Princeton	77 75					51	A	UNI	66 88	110	N	Washington	63 70
												115	A	Iowa St.	75 69
												130	H	Fla. Atlantic	85 53
												134	N	Cincinnati	69 61
												178	H	Clemson	74 60
												238	H	North Ala.	86 81
												270	N	Towson	100 72
												324	H	N.C. Central	102 50
LAST 10 Division I															
324	H	N.C. Central	102 50	134	N	Cincinnati	69 61								
115	A	Iowa St.	75 69	6	H	Princeton	77 75								
178	H	Clemson	74 60	51	A	UNI	66 88								
110	N	Washington	63 70	238	H	North Ala.	86 81								
270	N	Towson	100 72	130	H	Fla. Atlantic	85 53								

Non-Div I Games:

Iowa



Average RPI Win:	167	WON-LOST	WINNING	LAST 10	STRENGTH OF	OPP. STRENGTH	TEAM	ADJ.	CONF.	ADJ CONF.
Average RPI Loss:	22	RECORD	PCT. RANK	GAMES	SCHEDULE	OF SCHEDULE	RPI	RPI	RPI	RPI
DIV. I ONLY	7- 2	55	7-2	308	2	115	115	4	4	
DIV. I NON-CONF.	7- 2	55	7-2	308	2	116	116	4	4	
TOTALS	RPI 1-25	RPI 26-50	W-L RECORDS	RPI 51-100	RPI 101-150	RPI 150+				
7- 2	0- 2	0- 0	OVERALL	3- 0	1- 0	3- 0				
5- 1	0- 1	0- 0	HOME	2- 0	1- 0	2- 0				
2- 1	0- 1	0- 0	AWAY	1- 0	0- 0	1- 0				
0- 0	0- 0	0- 0	NEUTRAL	0- 0	0- 0	0- 0				
7- 2	0- 2	0- 0	NON-CONFERENCE	3- 0	1- 0	3- 0				
5- 1	0- 1	0- 0	HOME	2- 0	1- 0	2- 0				
2- 1	0- 1	0- 0	AWAY	1- 0	0- 0	1- 0				
0- 0	0- 0	0- 0	NEUTRAL	0- 0	0- 0	0- 0				
0- 0	0- 0	0- 0	CONFERENCE	0- 0	0- 0	0- 0				
0- 0	0- 0	0- 0	HOME	0- 0	0- 0	0- 0				
0- 0	0- 0	0- 0	AWAY	0- 0	0- 0	0- 0				
0- 0	0- 0	0- 0	NEUTRAL	0- 0	0- 0	0- 0				

RPI 1-25				RPI 26-50				RPI 51-100				RPI 101+ Team's RPI: 115			
RPI	S	Opponent	Score	RPI	S	Opponent	Score	RPI	S	Opponent	Score	RPI	S	Opponent	Score
18	H	Iowa	69 75					59	H	Texas Southern	79 59	135	H	New Orleans	71 53
25	A	Drake	81 86					75	A	Alabama	75 66	231	H	Southern U.	69 36
								98	H	Wright St.	79 71	271	A	North Dakota St.	86 58
												300	H	Ark.-Pine Bluff	90 40
LAST 10 Division I															
98	H	Wright St.	79 71	271	A	North Dakota St.	86 58								
18	H	Iowa	69 75	59	H	Texas Southern	79 59								
75	A	Alabama	75 66	25	A	Drake	81 86								
135	H	New Orleans	71 53	231	H	Southern U.	69 36								
300	H	Ark.-Pine Bluff	90 40												

Non-Div I Games:

Iowa St.



Average RPI Win:	340	WON-LOST	WINNING	LAST 10	STRENGTH OF	OPP. STRENGTH	TEAM	ADJ.	CONF.	ADJ CONF.
Average RPI Loss:	122	RECORD	PCT. RANK	GAMES	SCHEDULE	OF SCHEDULE	RPI	RPI	RPI	RPI
DIV. I ONLY	1- 7	316	1-7	185	67	266	266	28	28	
DIV. I NON-CONF.	1- 7	315	1-7	186	67	267	267	28	28	
TOTALS	RPI 1-25	RPI 26-50	W-L RECORDS	RPI 51-100	RPI 101-150	RPI 150+				
1- 7	0- 2	0- 1	OVERALL	0- 1	0- 0	1- 3				
0- 1	0- 1	0- 0	HOME	0- 0	0- 0	0- 0				
1- 6	0- 1	0- 1	AWAY	0- 1	0- 0	1- 3				
0- 0	0- 0	0- 0	NEUTRAL	0- 0	0- 0	0- 0				
1- 7	0- 2	0- 1	NON-CONFERENCE	0- 1	0- 0	1- 3				
0- 1	0- 1	0- 0	HOME	0- 0	0- 0	0- 0				
1- 6	0- 1	0- 1	AWAY	0- 1	0- 0	1- 3				
0- 0	0- 0	0- 0	NEUTRAL	0- 0	0- 0	0- 0				
0- 0	0- 0	0- 0	CONFERENCE	0- 0	0- 0	0- 0				
0- 0	0- 0	0- 0	HOME	0- 0	0- 0	0- 0				
0- 0	0- 0	0- 0	AWAY	0- 0	0- 0	0- 0				
0- 0	0- 0	0- 0	NEUTRAL	0- 0	0- 0	0- 0				

RPI 1-25				RPI 26-50				RPI 51-100				RPI 101+ Team's RPI: 266			
RPI	S	Opponent	Score	RPI	S	Opponent	Score	RPI	S	Opponent	Score	RPI	S	Opponent	Score
11	A	Indiana	51 91	43	A	Miami (FL)	68 83	52	A	Bradley	69 78	171	A	Tulane	46 82
12	H	Mississippi St.	53 92									258	A	Southeastern La.	59 63
												307	A	Central Ark.	54 57
												340	A	Northwestern St.	66 49
LAST 10 Division I															
258	A	Southeastern La.	59 63	52	A	Bradley	69 78								
307	A	Central Ark.	54 57	43	A	Miami (FL)	68 83								
12	H	Mississippi St.	53 92	171	A	Tulane	46 82								
11	A	Indiana	51 91												
340	A	Northwestern St.	66 49												

Non-Div I Games:

Jackson St.



Jacksonville

Through Games Of Dec. 17, 2019

Average RPI Win:	309	WON-LOST	WINNING	LAST 10	STRENGTH OF	OPP. STRENGTH	TEAM	ADJ.	CONF.	ADJ CONF.
Average RPI Loss:	112	RECORD	PCT. RANK	GAMES	SCHEDULE	OF SCHEDULE	RPI	RPI	RPI	RPI
DIV. I ONLY	4- 5	189	4-5	165	300	218	218	17	17	
DIV. I NON-CONF.	4- 5	189	4-5	166	301	217	217	17	17	
TOTALS	RPI 1-25	RPI 26-50	W-L RECORDS	RPI 51-100	RPI 101-150	RPI 150+				
4- 5	0- 1	0- 1	OVERALL	0- 0	0- 1	4- 2				
3- 2	0- 0	0- 0	HOME	0- 0	0- 0	3- 2				
1- 3	0- 1	0- 1	AWAY	0- 0	0- 1	1- 0				
0- 0	0- 0	0- 0	NEUTRAL	0- 0	0- 0	0- 0				
4- 5	0- 1	0- 1	NON-CONFERENCE	0- 0	0- 1	4- 2				
3- 2	0- 0	0- 0	HOME	0- 0	0- 0	3- 2				
1- 3	0- 1	0- 1	AWAY	0- 0	0- 1	1- 0				
0- 0	0- 0	0- 0	NEUTRAL	0- 0	0- 0	0- 0				
0- 0	0- 0	0- 0	CONFERENCE	0- 0	0- 0	0- 0				
0- 0	0- 0	0- 0	HOME	0- 0	0- 0	0- 0				
0- 0	0- 0	0- 0	AWAY	0- 0	0- 0	0- 0				
0- 0	0- 0	0- 0	NEUTRAL	0- 0	0- 0	0- 0				

RPI 1-25				RPI 26-50				RPI 51-100				RPI 101+ Team's RPI: 218			
RPI	S	Opponent	Score	RPI	S	Opponent	Score	RPI	S	Opponent	Score	RPI	S	Opponent	Score
13	A	Florida St.	41 75	48	A	Colorado	44 66					118	A	South Fla.	39 70
												183	H	Bethune-Cookman	52 53
												200	H	Norfolk St.	64 71
												264	H	Nicholls St.	72 55
												301	H	USC Upstate	87 43
												320	H	FIU	77 52
												349	A	Florida A&M	88 54
LAST 10 Division I															
200	H	Norfolk St.	64 71	349	A	Florida A&M	88 54								
264	H	Nicholls St.	72 55	320	H	FIU	77 52								
48	A	Colorado	44 66	183	H	Bethune-Cookman	52 53								
301	H	USC Upstate	87 43	118	A	South Fla.	39 70								
13	A	Florida St.	41 75												

Non-Div I Games: Thomas (GA) 94 36 Johnson (FL) 114 35

Jacksonville

Loss, Non-Conf, S Site, H Home A Away N Neutral



Average RPI Win:	330	WON-LOST	WINNING	LAST 10	STRENGTH OF	OPP. STRENGTH	TEAM	ADJ.	CONF.	ADJ CONF.
Average RPI Loss:	187	RECORD	PCT. RANK	GAMES	SCHEDULE	OF SCHEDULE	RPI	RPI	RPI	RPI
DIV. I ONLY	2- 5	255	2-5	336	286	341	341	21	21	
DIV. I NON-CONF.	2- 5	253	2-5	336	286	341	341	21	21	
TOTALS	RPI 1-25	RPI 26-50	W-L RECORDS	RPI 51-100	RPI 101-150	RPI 150+				
2- 5	0- 0	0- 0	OVERALL	0- 2	0- 0	2- 3				
2- 0	0- 0	0- 0	HOME	0- 0	0- 0	2- 0				
0- 3	0- 0	0- 0	AWAY	0- 2	0- 0	0- 1				
0- 2	0- 0	0- 0	NEUTRAL	0- 0	0- 0	0- 2				
2- 5	0- 0	0- 0	NON-CONFERENCE	0- 2	0- 0	2- 3				
2- 0	0- 0	0- 0	HOME	0- 0	0- 0	2- 0				
0- 3	0- 0	0- 0	AWAY	0- 2	0- 0	0- 1				
0- 2	0- 0	0- 0	NEUTRAL	0- 0	0- 0	0- 2				
0- 0	0- 0	0- 0	CONFERENCE	0- 0	0- 0	0- 0				
0- 0	0- 0	0- 0	HOME	0- 0	0- 0	0- 0				
0- 0	0- 0	0- 0	AWAY	0- 0	0- 0	0- 0				
0- 0	0- 0	0- 0	NEUTRAL	0- 0	0- 0	0- 0				

RPI 1-25			RPI 26-50			RPI 51-100			RPI 101+			Team's RPI: 341
RPI	S	Opponent	Score	RPI	S	Opponent	Score	RPI	S	Opponent	Score	
						84 A Troy	64 94	243 N Northern Ky.		63 66		
						86 A Vanderbilt	66 88	247 N Oakland		55 61		
								277 A Alabama St.		63 68		
								311 H Lipscomb		65 63		
								349 H Florida A&M		72 67		
LAST 10 Division I												
311	H	Lipscomb	65 63	247	N	Oakland	55 61					
349	H	Florida A&M	72 67	243	N	Northern Ky.	63 66					
86	A	Vanderbilt	66 88	277	A	Alabama St.	63 68					
				84	A	Troy	64 94					

Non-Div I Games: Clark Atlanta 75 46 Fort Valley St. 87 65

Jacksonville St.



Average RPI Win:	178	WON-LOST	WINNING	LAST 10	STRENGTH OF	OPP. STRENGTH	TEAM	ADJ.	CONF.	ADJ CONF.
Average RPI Loss:	34	RECORD	PCT. RANK	GAMES	SCHEDULE	OF SCHEDULE	RPI	RPI	RPI	RPI
DIV. I ONLY	7- 2	55	7-2	210	18	73	73	20	20	
DIV. I NON-CONF.	7- 2	55	7-2	209	18	73	73	20	20	
TOTALS	RPI 1-25	RPI 26-50	W-L RECORDS	RPI 51-100	RPI 101-150	RPI 150+				
7- 2	0- 1	0- 1	OVERALL	1- 0	2- 0	4- 0				
4- 1	0- 0	0- 1	HOME	1- 0	0- 0	3- 0				
2- 1	0- 1	0- 0	AWAY	0- 0	1- 0	1- 0				
1- 0	0- 0	0- 0	NEUTRAL	0- 0	1- 0	0- 0				
7- 2	0- 1	0- 1	NON-CONFERENCE	1- 0	2- 0	4- 0				
4- 1	0- 0	0- 1	HOME	1- 0	0- 0	3- 0				
2- 1	0- 1	0- 0	AWAY	0- 0	1- 0	1- 0				
1- 0	0- 0	0- 0	NEUTRAL	0- 0	1- 0	0- 0				
0- 0	0- 0	0- 0	CONFERENCE	0- 0	0- 0	0- 0				
0- 0	0- 0	0- 0	HOME	0- 0	0- 0	0- 0				
0- 0	0- 0	0- 0	AWAY	0- 0	0- 0	0- 0				
0- 0	0- 0	0- 0	NEUTRAL	0- 0	0- 0	0- 0				

RPI 1-25				RPI 26-50				RPI 51-100 Team's RPI: 73				RPI 101+			
RPI	S	Opponent	Score	RPI	S	Opponent	Score	RPI	S	Opponent	Score	RPI	S	Opponent	Score
23	A	Virginia	49 55	44	H	Maryland	68 70	74	H	St. John's (NY)	76 73	101	N	UCF	46 43
												136	A	Villanova	56 52
												180	H	Liberty	76 53
												232	H	Delaware St.	83 64
												235	A	Georgetown	66 59
												291	H	Longwood	93 53
LAST 10 Division I															
232	H	Delaware St.	83 64	23	A	Virginia	49 55	180	H	Liberty	76 53	235	A	Georgetown	66 59
101	N	UCF	46 43	74	H	St. John's (NY)	76 73	44	H	Maryland	68 70				
136	A	Villanova	56 52												
291	H	Longwood	93 53												

Non-Div I Games:

James Madison

■ Loss, 
 ■ Non-Conf, S Site, 
 ■ Home 
 ■ Away 
 N Neutral



Kansas

Through Games Of Dec. 17, 2019

Average RPI Win:	191	WON-LOST	WINNING	LAST 10	STRENGTH OF	OPP. STRENGTH	TEAM	ADJ.	CONF.	ADJ CONF.
Average RPI Loss:	0	RECORD	PCT. RANK	GAMES	SCHEDULE	OF SCHEDULE	RPI	RPI	RPI	RPI
DIV. I ONLY	9- 0	1	9-0	202	154	30	30	4	4	
DIV. I NON-CONF.	9- 0	1	9-0	202	154	30	30	4	4	
TOTALS	RPI 1-25	RPI 26-50	W-L RECORDS	RPI 51-100	RPI 101-150	RPI 150+				
9- 0	0- 0	0- 0	OVERALL	1- 0	3- 0	5- 0				
7- 0	0- 0	0- 0	HOME	0- 0	2- 0	5- 0				
1- 0	0- 0	0- 0	AWAY	0- 0	1- 0	0- 0				
1- 0	0- 0	0- 0	NEUTRAL	1- 0	0- 0	0- 0				
9- 0	0- 0	0- 0	NON-CONFERENCE	1- 0	3- 0	5- 0				
7- 0	0- 0	0- 0	HOME	0- 0	2- 0	5- 0				
1- 0	0- 0	0- 0	AWAY	0- 0	1- 0	0- 0				
1- 0	0- 0	0- 0	NEUTRAL	1- 0	0- 0	0- 0				
0- 0	0- 0	0- 0	CONFERENCE	0- 0	0- 0	0- 0				
0- 0	0- 0	0- 0	HOME	0- 0	0- 0	0- 0				
0- 0	0- 0	0- 0	AWAY	0- 0	0- 0	0- 0				
0- 0	0- 0	0- 0	NEUTRAL	0- 0	0- 0	0- 0				

RPI 1-25			RPI 26-50			Team's RPI: 30	RPI 51-100			RPI 101+		
RPI	S	Opponent	Score	RPI	S	Opponent	Score	RPI	S	Opponent	Score	RPI
								98	N	Wright St.	74 63	106
										H	Texas St.	68 48
										A	Fla. Atlantic	90 60
										H	Saint Mary's (CA)	86 81
										H	Florida	76 66
										H	UMass Lowell	79 44
										H	Indiana St.	84 72
										H	Omaha	63 48
										H	UIC	91 50
LAST 10 Division I												
147	H	Saint Mary's (CA)	86 81	98	N	Wright St.	74 63	106	H	Texas St.	68 48	
174	H	Florida	76 66	237	H	UMass Lowell	79 44	263	H	Omaha	63 48	
130	A	Fla. Atlantic	90 60	314	H	UIC	91 50					
252	H	Indiana St.	84 72									

Non-Div I Games:

Kansas

Loss, Non-Conf, S Site, H Home A Away N Neutral



Average RPI Win: 261		WON-LOST	WINNING	LAST 10	STRENGTH OF	OPP. STRENGTH	TEAM	ADJ.	CONF.	ADJ CONF.
Average RPI Loss: 85		RECORD	PCT. RANK	GAMES	SCHEDULE	OF SCHEDULE	RPI	RPI	RPI	RPI
DIV. I ONLY		5- 4	140	5-4	259	167	220	220	4	4
DIV. I NON-CONF.		5- 4	142	5-4	259	167	219	219	4	4
TOTALS		RPI 1-25	RPI 26-50	W-L RECORDS	RPI 51-100	RPI 101-150	RPI 150+			
5- 4	0- 0		0- 1	OVERALL	0- 1	0- 2	5- 0			
4- 1	0- 0		0- 0	HOME	0- 1	0- 0	4- 0			
1- 1	0- 0		0- 1	AWAY	0- 0	0- 0	1- 0			
0- 2	0- 0		0- 0	NEUTRAL	0- 0	0- 2	0- 0			
5- 4	0- 0		0- 1	NON-CONFERENCE	0- 1	0- 2	5- 0			
4- 1	0- 0		0- 0	HOME	0- 1	0- 0	4- 0			
1- 1	0- 0		0- 1	AWAY	0- 0	0- 0	1- 0			
0- 2	0- 0		0- 0	NEUTRAL	0- 0	0- 2	0- 0			
0- 0	0- 0		0- 0	CONFERENCE	0- 0	0- 0	0- 0			
0- 0	0- 0		0- 0	HOME	0- 0	0- 0	0- 0			
0- 0	0- 0		0- 0	AWAY	0- 0	0- 0	0- 0			
0- 0	0- 0		0- 0	NEUTRAL	0- 0	0- 0	0- 0			

RPI 1-25				RPI 26-50				RPI 51-100				RPI 101+				Team's RPI: 220	
RPI	S	Opponent	Score	RPI	S	Opponent	Score	RPI	S	Opponent	Score	RPI	S	Opponent	Score		
				37	A	Arkansas	72 81	77	H	UT Arlington	53 57	102	N	Michigan St.	60 65		
												122	N	Memphis	68 72		
												158	A	UMKC	74 67		
												222	H	Oral Roberts	109 69		
												263	H	Omaha	73 48		
												314	H	UIC	84 40		
												348	H	Incarnate Word	85 41		
LAST 10 Division I																	
				158	A	UMKC	74 67	122	N	Memphis	68 72						
				37	A	Arkansas	72 81	77	H	UT Arlington	53 57						
				348	H	Incarnate Word	85 41	222	H	Oral Roberts	109 69						
				102	N	Michigan St.	60 65	314	H	UIC	84 40						
								263	H	Omaha	73 48						

Non-Div I Games:

Kansas St.



Average RPI Win:	282	WON-LOST	WINNING	LAST 10	STRENGTH OF	OPP. STRENGTH	TEAM	ADJ.	CONF.	ADJ CONF.
Average RPI Loss:	114	RECORD	PCT. RANK	GAMES	SCHEDULE	OF SCHEDULE	RPI	RPI	RPI	RPI
DIV. I ONLY	5- 4	140	5-4	296	193	203	203	17	17	
DIV. I NON-CONF.	5- 4	142	5-4	297	193	203	203	17	17	
TOTALS	RPI 1-25	RPI 26-50	W-L RECORDS	RPI 51-100	RPI 101-150	RPI 150+				
5- 4	0- 0	0- 2	OVERALL	0- 0	0- 0	5- 2				
2- 1	0- 0	0- 1	HOME	0- 0	0- 0	2- 0				
2- 3	0- 0	0- 1	AWAY	0- 0	0- 0	2- 2				
1- 0	0- 0	0- 0	NEUTRAL	0- 0	0- 0	1- 0				
5- 4	0- 0	0- 2	NON-CONFERENCE	0- 0	0- 0	5- 2				
2- 1	0- 0	0- 1	HOME	0- 0	0- 0	2- 0				
2- 3	0- 0	0- 1	AWAY	0- 0	0- 0	2- 2				
1- 0	0- 0	0- 0	NEUTRAL	0- 0	0- 0	1- 0				
0- 0	0- 0	0- 0	CONFERENCE	0- 0	0- 0	0- 0				
0- 0	0- 0	0- 0	HOME	0- 0	0- 0	0- 0				
0- 0	0- 0	0- 0	AWAY	0- 0	0- 0	0- 0				
0- 0	0- 0	0- 0	NEUTRAL	0- 0	0- 0	0- 0				

RPI 1-25			RPI 26-50			RPI 51-100			RPI 101+			Team's RPI: 203
RPI	S	Opponent	Score	RPI	S	Opponent	Score	RPI	S	Opponent	Score	
				31	H	Georgia Tech	47 63					
				49	A	Georgia	65 80					
LAST 10 Division I												
				31	H	Georgia Tech	47 63	290	A	Ga. Southern	95 69	
				331	N	UMBC	59 44	297	H	Mercer	92 64	
				185	A	Navy	62 82	188	H	Samford	60 55	
				192	A	Campbell	51 63	49	A	Georgia	65 80	
				304	A	UNCW	58 56					

Non-Div I Games:

Kennesaw St.



Average RPI Win:	211	WON-LOST	WINNING	LAST 10	STRENGTH OF	OPP. STRENGTH	TEAM	ADJ.	CONF.	ADJ CONF.
Average RPI Loss:	28	RECORD	PCT. RANK	GAMES	SCHEDULE	OF SCHEDULE	RPI	RPI	RPI	RPI
DIV. I ONLY	5- 3	111	5-3	71	111	71	71	11	11	
DIV. I NON-CONF.	5- 3	108	5-3	70	109	71	71	11	11	
TOTALS	RPI 1-25	RPI 26-50	W-L RECORDS	RPI 51-100	RPI 101-150	RPI 150+				
5- 3	0- 2	0- 1	OVERALL	0- 0	1- 0	4- 0				
2- 1	0- 1	0- 0	HOME	0- 0	0- 0	2- 0				
2- 1	0- 1	0- 0	AWAY	0- 0	1- 0	1- 0				
1- 1	0- 0	0- 1	NEUTRAL	0- 0	0- 0	1- 0				
5- 3	0- 2	0- 1	NON-CONFERENCE	0- 0	1- 0	4- 0				
2- 1	0- 1	0- 0	HOME	0- 0	0- 0	2- 0				
2- 1	0- 1	0- 0	AWAY	0- 0	1- 0	1- 0				
1- 1	0- 0	0- 1	NEUTRAL	0- 0	0- 0	1- 0				
0- 0	0- 0	0- 0	CONFERENCE	0- 0	0- 0	0- 0				
0- 0	0- 0	0- 0	HOME	0- 0	0- 0	0- 0				
0- 0	0- 0	0- 0	AWAY	0- 0	0- 0	0- 0				
0- 0	0- 0	0- 0	NEUTRAL	0- 0	0- 0	0- 0				

RPI 1-25				RPI 26-50				RPI 51-100				Team's RPI: 71	RPI 101+			
RPI	S	Opponent	Score	RPI	S	Opponent	Score	RPI	S	Opponent	Score		RPI	S	Opponent	Score
17	H	Ohio St.	65 75	47	N	Michigan	53 88						103	A	Duquesne	77 75
21	A	Purdue	64 77										151	A	Youngstown St.	82 73
													190	H	Robert Morris	82 81
													278	H	St. Bonaventure	81 58
													335	N	Purdue Fort Wayne	75 67
LAST 10 Division I																
278	H	St. Bonaventure	81 58	21	A	Purdue	64 77									
190	H	Robert Morris	82 81	151	A	Youngstown St.	82 73									
17	H	Ohio St.	65 75	103	A	Duquesne	77 75									
335	N	Purdue Fort Wayne	75 67													
47	N	Michigan	53 88													

Non-Div I Games:

Kent St.



## Kentucky

Through Games Of Dec. 17, 2019

Average RPI Win:	182	WON-LOST	WINNING	LAST 10	STRENGTH OF	OPP. STRENGTH	TEAM	ADJ.	CONF.	ADJ CONF.
Average RPI Loss:	5	RECORD	PCT. RANK	GAMES	SCHEDULE	OF SCHEDULE	RPI	RPI	RPI	RPI
DIV. I ONLY	10- 1	12	9-1	211	31	54	54	5	5	
DIV. I NON-CONF.	10- 1	12	9-1	210	31	54	54	5	5	
TOTALS	RPI 1-25	RPI 26-50	W-L RECORDS	RPI 51-100	RPI 101-150	RPI 150+				
10- 1	1- 1	1- 0	OVERALL	1- 0	1- 0	6- 0				
8- 1	0- 1	1- 0	HOME	0- 0	1- 0	6- 0				
2- 0	1- 0	0- 0	AWAY	1- 0	0- 0	0- 0				
0- 0	0- 0	0- 0	NEUTRAL	0- 0	0- 0	0- 0				
10- 1	1- 1	1- 0	NON-CONFERENCE	1- 0	1- 0	6- 0				
8- 1	0- 1	1- 0	HOME	0- 0	1- 0	6- 0				
2- 0	1- 0	0- 0	AWAY	1- 0	0- 0	0- 0				
0- 0	0- 0	0- 0	NEUTRAL	0- 0	0- 0	0- 0				
0- 0	0- 0	0- 0	CONFERENCE	0- 0	0- 0	0- 0				
0- 0	0- 0	0- 0	HOME	0- 0	0- 0	0- 0				
0- 0	0- 0	0- 0	AWAY	0- 0	0- 0	0- 0				
0- 0	0- 0	0- 0	NEUTRAL	0- 0	0- 0	0- 0				

RPI	S	Opponent	Score	RPI	S	Opponent	Score	RPI	S	Opponent	Score	RPI	S	Opponent	Score
5	H	Louisville	66 67	41	H	Charlotte	86 39	83	A	Middle Tenn.	67 52	140	H	Austin Peay	81 52
23	A	Virginia	50 47									188	H	Samford	79 49
												197	H	Stetson	67 48
												265	H	Mt. St. Mary's	67 44
												272	H	Grambling	81 35
												294	H	Morehead St.	79 54
												321	H	Winthrop	91 36
LAST 10 Division I															
41	H	Charlotte	86 39	5	H	Louisville	66 67	321	H	Winthrop	91 36				
140	H	Austin Peay	81 52					188	H	Samford	79 49				
272	H	Grambling	81 35					197	H	Stetson	67 48				
294	H	Morehead St.	79 54					83	A	Middle Tenn.	67 52				
23	A	Virginia	50 47												

Non-Div I Games:

Kentucky

■ Loss, 
 ■ Non-Conf, S Site, 
 ■ Home 
 ■ Away 
 N Neutral



Average RPI Win:	333	WON-LOST	WINNING	LAST 10	STRENGTH OF	OPP. STRENGTH	TEAM	ADJ.	CONF.	ADJ CONF.
Average RPI Loss:	205	RECORD	PCT. RANK	GAMES	SCHEDULE	OF SCHEDULE	RPI	RPI	RPI	RPI
DIV. I ONLY	1- 8	325	1-8	221	346	336	336	29	29	
DIV. I NON-CONF.	1- 8	325	1-8	220	346	336	336	29	29	
TOTALS	RPI 1-25	RPI 26-50	W-L RECORDS	RPI 51-100	RPI 101-150	RPI 150+				
1- 8	0- 0	0- 0	OVERALL	0- 1	0- 2	1- 5				
1- 4	0- 0	0- 0	HOME	0- 1	0- 1	1- 2				
0- 4	0- 0	0- 0	AWAY	0- 0	0- 1	0- 3				
0- 0	0- 0	0- 0	NEUTRAL	0- 0	0- 0	0- 0				
1- 8	0- 0	0- 0	NON-CONFERENCE	0- 1	0- 2	1- 5				
1- 4	0- 0	0- 0	HOME	0- 1	0- 1	1- 2				
0- 4	0- 0	0- 0	AWAY	0- 0	0- 1	0- 3				
0- 0	0- 0	0- 0	NEUTRAL	0- 0	0- 0	0- 0				
0- 0	0- 0	0- 0	CONFERENCE	0- 0	0- 0	0- 0				
0- 0	0- 0	0- 0	HOME	0- 0	0- 0	0- 0				
0- 0	0- 0	0- 0	AWAY	0- 0	0- 0	0- 0				
0- 0	0- 0	0- 0	NEUTRAL	0- 0	0- 0	0- 0				

RPI 1-25				RPI 26-50				RPI 51-100				RPI 101+				Team's RPI: 336	
RPI	S	Opponent	Score	RPI	S	Opponent	Score	RPI	S	Opponent	Score	RPI	S	Opponent	Score		
								97	H	Stony Brook	49	80	117	A	Rhode Island	56	79
												149	H	Cleveland St.	49	79	
												219	H	Fairfield	51	53	
												234	A	Lafayette	60	65	
												237	A	UMass Lowell	56	65	
												268	A	Army West Point	60	67	
												319	H	Saint Peter's	74	89	
												333	H	Hofstra	85	46	
LAST 10 Division I																	
				97	H	Stony Brook	49	80	237	A	UMass Lowell	56	65				
				234	A	Lafayette	60	65	268	A	Army West Point	60	67				
				149	H	Cleveland St.	49	79	333	H	Hofstra	85	46				
				219	H	Fairfield	51	53	319	H	Saint Peter's	74	89				
				117	A	Rhode Island	56	79									

Non-Div I Games:

LIU Brooklyn



Average RPI Win:	213	WON-LOST	WINNING	LAST 10	STRENGTH OF	OPP. STRENGTH	TEAM	ADJ.	CONF.	ADJ CONF.
Average RPI Loss:	176	RECORD	PCT. RANK	GAMES	SCHEDULE	OF SCHEDULE	RPI	RPI	RPI	RPI
DIV. I ONLY	2- 7	288	2-7	289	127	313	313	12	12	
DIV. I NON-CONF.	2- 7	288	2-7	288	125	313	313	12	12	
TOTALS	RPI 1-25	RPI 26-50	W-L RECORDS	RPI 51-100	RPI 101-150	RPI 150+				
2- 7	0- 0	0- 1	OVERALL	0- 1	0- 0	2- 5				
1- 4	0- 0	0- 0	HOME	0- 1	0- 0	1- 3				
1- 3	0- 0	0- 1	AWAY	0- 0	0- 0	1- 2				
0- 0	0- 0	0- 0	NEUTRAL	0- 0	0- 0	0- 0				
2- 7	0- 0	0- 1	NON-CONFERENCE	0- 1	0- 0	2- 5				
1- 4	0- 0	0- 0	HOME	0- 1	0- 0	1- 3				
1- 3	0- 0	0- 1	AWAY	0- 0	0- 0	1- 2				
0- 0	0- 0	0- 0	NEUTRAL	0- 0	0- 0	0- 0				
0- 0	0- 0	0- 0	CONFERENCE	0- 0	0- 0	0- 0				
0- 0	0- 0	0- 0	HOME	0- 0	0- 0	0- 0				
0- 0	0- 0	0- 0	AWAY	0- 0	0- 0	0- 0				
0- 0	0- 0	0- 0	NEUTRAL	0- 0	0- 0	0- 0				

RPI S	Opponent	Score	RPI S	Opponent	Score	RPI S	Opponent	Score	RPI S	Opponent	Score	Team's RPI: 313
27	A UCLA	52 74	55	H Yale	65 81	165	H Hawaii	65 51	189	A UC Irvine	65 80	
						225	H Cal St. Fullerton	74 79	226	H CSUN	54 56	
						235	H Georgetown	53 64	260	A Long Beach St.	70 57	
						274	A Tulsa	56 75				
LAST 10 Division I												
260	A Long Beach St.	70 57	226	H CSUN	54 56							
189	A UC Irvine	65 80	55	H Yale	65 81							
225	H Cal St. Fullerton	74 79	235	H Georgetown	53 64							
165	H Hawaii	65 51	274	A Tulsa	56 75							
27	A UCLA	52 74										

Non-Div I Games: Cal St. San B'dino 94 46

LMU (CA)

■ Loss, 
 ■ Non-Conf, 
 ■ S Site, 
 ■ H Home 
 ■ A Away 
 N Neutral



Average RPI Win:	168	WON-LOST	WINNING	LAST 10	STRENGTH OF	OPP. STRENGTH	TEAM	ADJ.	CONF.	ADJ CONF.
Average RPI Loss:	27	RECORD	PCT. RANK	GAMES	SCHEDULE	OF SCHEDULE	RPI	RPI	RPI	RPI
DIV. I ONLY	8- 2	46	8-2	90	42	34	34	5	5	
DIV. I NON-CONF.	8- 2	46	8-2	90	43	34	34	5	5	
TOTALS	RPI 1-25	RPI 26-50	W-L RECORDS	RPI 51-100	RPI 101-150	RPI 150+				
8- 2	0- 1	1- 1	OVERALL	0- 0	3- 0	4- 0				
4- 1	0- 1	1- 0	HOME	0- 0	1- 0	2- 0				
2- 1	0- 0	0- 1	AWAY	0- 0	0- 0	2- 0				
2- 0	0- 0	0- 0	NEUTRAL	0- 0	2- 0	0- 0				
8- 2	0- 1	1- 1	NON-CONFERENCE	0- 0	3- 0	4- 0				
4- 1	0- 1	1- 0	HOME	0- 0	1- 0	2- 0				
2- 1	0- 0	0- 1	AWAY	0- 0	0- 0	2- 0				
2- 0	0- 0	0- 0	NEUTRAL	0- 0	2- 0	0- 0				
0- 0	0- 0	0- 0	CONFERENCE	0- 0	0- 0	0- 0				
0- 0	0- 0	0- 0	HOME	0- 0	0- 0	0- 0				
0- 0	0- 0	0- 0	AWAY	0- 0	0- 0	0- 0				
0- 0	0- 0	0- 0	NEUTRAL	0- 0	0- 0	0- 0				

RPI 1-25				RPI 26-50				Team's RPI: 34		RPI 51-100				RPI 101+			
RPI	S	Opponent	Score	RPI	S	Opponent	Score			RPI	S	Opponent	Score	RPI	S	Opponent	Score
13	H	Florida St.	62 70	39	H	Rutgers	64 58							102	N	Michigan St.	58 56
				40	A	Oklahoma	68 90							122	N	Memphis	89 58
														135	H	New Orleans	83 49
														171	A	Tulane	59 54
														249	A	Little Rock	65 50
														258	H	Southeastern La.	62 52
														264	H	Nicholls St.	63 32
LAST 10 Division I																	
				258	H	Southeastern La.	62 52			40	A	Oklahoma	68 90				
				171	A	Tulane	59 54			264	H	Nicholls St.	63 32				
				249	A	Little Rock	65 50			122	N	Memphis	89 58				
				13	H	Florida St.	62 70			102	N	Michigan St.	58 56				
				135	H	New Orleans	83 49			39	H	Rutgers	64 58				

Non-Div I Games:

LSU

■ Loss, 
 ■ Non-Conf, 
 ■ S Site, 
 ■ H Home 
 ■ A Away 
 N Neutral



Average RPI Win:	241	WON-LOST	WINNING	LAST 10	STRENGTH OF	OPP. STRENGTH	TEAM	ADJ.	CONF.	ADJ CONF.
Average RPI Loss:	130	RECORD	PCT. RANK	GAMES	SCHEDULE	OF SCHEDULE	RPI	RPI	RPI	RPI
DIV. I ONLY	6- 5	157	5-5	147	298	146	146	10	10	
DIV. I NON-CONF.	6- 5	160	5-5	147	298	145	145	10	10	
TOTALS	RPI 1-25	RPI 26-50	W-L RECORDS	RPI 51-100	RPI 101-150	RPI 150+				
6- 5	0- 0	0- 0	OVERALL	0- 2	1- 1	5- 2				
2- 2	0- 0	0- 0	HOME	0- 1	1- 0	1- 1				
3- 3	0- 0	0- 0	AWAY	0- 1	0- 1	3- 1				
1- 0	0- 0	0- 0	NEUTRAL	0- 0	0- 0	1- 0				
6- 5	0- 0	0- 0	NON-CONFERENCE	0- 2	1- 1	5- 2				
2- 2	0- 0	0- 0	HOME	0- 1	1- 0	1- 1				
3- 3	0- 0	0- 0	AWAY	0- 1	0- 1	3- 1				
1- 0	0- 0	0- 0	NEUTRAL	0- 0	0- 0	1- 0				
0- 0	0- 0	0- 0	CONFERENCE	0- 0	0- 0	0- 0				
0- 0	0- 0	0- 0	HOME	0- 0	0- 0	0- 0				
0- 0	0- 0	0- 0	AWAY	0- 0	0- 0	0- 0				
0- 0	0- 0	0- 0	NEUTRAL	0- 0	0- 0	0- 0				

RPI 1-25				RPI 26-50				RPI 51-100				RPI 101+				Team's RPI: 146	
RPI	S	Opponent	Score	RPI	S	Opponent	Score	RPI	S	Opponent	Score	RPI	S	Opponent	Score		
								61	A	Drexel	31	69	120	A	Rider	43	70
								96	H	Penn	49	65	129	H	Harvard	75	69
													185	A	Navy	46	61
													190	H	Robert Morris	68	71
													200	A	Norfolk St.	55	52
													212	A	Howard	78	62
													246	A	Penn St.	69	67
													328	H	Coppin St.	79	46
													331	N	UMBC	74	58
LAST 10 Division I																	
328	H	Coppin St.	79	46	61	A	Drexel	31	69								
200	A	Norfolk St.	55	52	120	A	Rider	43	70								
246	A	Penn St.	69	67	96	H	Penn	49	65								
129	H	Harvard	75	69	185	A	Navy	46	61								
190	H	Robert Morris	68	71	331	N	UMBC	74	58								

Non-Div I Games:

La Salle

■ Loss, 
■ Non-Conf, 
■ S Site, 
■ H Home 
■ A Away 
N Neutral



Average RPI Win:	340	WON-LOST	WINNING	LAST 10	STRENGTH OF	OPP. STRENGTH	TEAM	ADJ.	CONF.	ADJ CONF.
Average RPI Loss:	253	RECORD	PCT. RANK	GAMES	SCHEDULE	OF SCHEDULE	RPI	RPI	RPI	RPI
DIV. I ONLY	1- 7	316	1-7	346	313	351	351	23	23	
DIV. I NON-CONF.	1- 7	315	1-7	346	313	351	351	23	23	
TOTALS	RPI 1-25	RPI 26-50	W-L RECORDS	RPI 51-100	RPI 101-150	RPI 150+				
1- 7	0- 0	0- 0	OVERALL	0- 0	0- 0	1- 7				
1- 3	0- 0	0- 0	HOME	0- 0	0- 0	1- 3				
0- 4	0- 0	0- 0	AWAY	0- 0	0- 0	0- 4				
0- 0	0- 0	0- 0	NEUTRAL	0- 0	0- 0	0- 0				
1- 7	0- 0	0- 0	NON-CONFERENCE	0- 0	0- 0	1- 7				
1- 3	0- 0	0- 0	HOME	0- 0	0- 0	1- 3				
0- 4	0- 0	0- 0	AWAY	0- 0	0- 0	0- 4				
0- 0	0- 0	0- 0	NEUTRAL	0- 0	0- 0	0- 0				
0- 0	0- 0	0- 0	CONFERENCE	0- 0	0- 0	0- 0				
0- 0	0- 0	0- 0	HOME	0- 0	0- 0	0- 0				
0- 0	0- 0	0- 0	AWAY	0- 0	0- 0	0- 0				
0- 0	0- 0	0- 0	NEUTRAL	0- 0	0- 0	0- 0				

RPI 1-25			RPI 26-50			RPI 51-100			RPI 101+			Team's RPI: 351
RPI	S	Opponent	Score	RPI	S	Opponent	Score	RPI	S	Opponent	Score	
								181	H	Southern Miss.	42	57
								214	H	Houston Baptist	65	72
								256	A	Tennessee Tech	68	75
								258	H	Southeastern La.	52	65
								264	A	Nicholls St.	59	74
								285	A	Ole Miss	42	66
								312	A	McNeese	69	72
								340	H	Northwestern St.	63	54
LAST 10 Division I												
181	H	Southern Miss.	42	57	264	A	Nicholls St.	59	74			
256	A	Tennessee Tech	68	75	214	H	Houston Baptist	65	72			
285	A	Ole Miss	42	66	312	A	McNeese	69	72			
					258	H	Southeastern La.	52	65			
					340	H	Northwestern St.	63	54			

Non-Div I Games: Louisiana Col. 84 40

La.-Monroe



Lafayette

Through Games Of Dec. 17, 2019

Average RPI Win:	311	WON-LOST	WINNING	LAST 10	STRENGTH OF	OPP. STRENGTH	TEAM	ADJ.	CONF.	ADJ CONF.
Average RPI Loss:	103	RECORD	PCT. RANK	GAMES	SCHEDULE	OF SCHEDULE	RPI	RPI	RPI	RPI
DIV. I ONLY	4- 4	164	4-4	262	289	234	234	13	13	
DIV. I NON-CONF.	4- 4	165	4-4	262	288	234	234	13	13	
TOTALS	RPI 1-25	RPI 26-50	W-L RECORDS	RPI 51-100	RPI 101-150	RPI 150+				
4- 4	0- 0	0- 0	OVERALL	0- 2	0- 2	4- 0				
3- 1	0- 0	0- 0	HOME	0- 0	0- 1	3- 0				
1- 3	0- 0	0- 0	AWAY	0- 2	0- 1	1- 0				
0- 0	0- 0	0- 0	NEUTRAL	0- 0	0- 0	0- 0				
4- 4	0- 0	0- 0	NON-CONFERENCE	0- 2	0- 2	4- 0				
3- 1	0- 0	0- 0	HOME	0- 0	0- 1	3- 0				
1- 3	0- 0	0- 0	AWAY	0- 2	0- 1	1- 0				
0- 0	0- 0	0- 0	NEUTRAL	0- 0	0- 0	0- 0				
0- 0	0- 0	0- 0	CONFERENCE	0- 0	0- 0	0- 0				
0- 0	0- 0	0- 0	HOME	0- 0	0- 0	0- 0				
0- 0	0- 0	0- 0	AWAY	0- 0	0- 0	0- 0				
0- 0	0- 0	0- 0	NEUTRAL	0- 0	0- 0	0- 0				

RPI 1-25				RPI 26-50				RPI 51-100				RPI 101+				Team's RPI: 234	
RPI	S	Opponent	Score	RPI	S	Opponent	Score	RPI	S	Opponent	Score	RPI	S	Opponent	Score		
								74	A	St. John's (NY)	44	76	103	H	Duquesne	65	73
								89	A	Binghamton	64	74	144	A	Monmouth	44	52
													255	H	Manhattan	60	53
													310	A	Albany (NY)	54	47
													336	H	LIU Brooklyn	65	60
													342	H	Fairleigh Dickinson	61	29
LAST 10 Division I																	
				144	A	Monmouth	44	52	310	A	Albany (NY)	54	47				
				255	H	Manhattan	60	53	336	H	LIU Brooklyn	65	60				
				342	H	Fairleigh Dickinson	61	29	103	H	Duquesne	65	73				
									74	A	St. John's (NY)	44	76				
									89	A	Binghamton	64	74				

Non-Div I Games:

Lafayette

Loss, Non-Conf, S Site, H Home A Away N Neutral



Average RPI Win:	194	WON-LOST	WINNING	LAST 10	STRENGTH OF	OPP. STRENGTH	TEAM	ADJ.	CONF.	ADJ CONF.
Average RPI Loss:	126	RECORD	PCT. RANK	GAMES	SCHEDULE	OF SCHEDULE	RPI	RPI	RPI	RPI

DIV. I ONLY	2- 5	255	2-5	38	237	164	164	25	25
DIV. I NON-CONF.	2- 5	253	2-5	37	237	163	163	25	25
TOTALS	RPI 1-25	RPI 26-50	W-L RECORDS	RPI 51-100	RPI 101-150	RPI 150+			
2- 5	0- 2	0- 0	OVERALL	0- 1	1- 0	1- 2			
1- 1	0- 0	0- 0	HOME	0- 0	0- 0	1- 1			
0- 4	0- 2	0- 0	AWAY	0- 1	0- 0	0- 1			
1- 0	0- 0	0- 0	NEUTRAL	0- 0	1- 0	0- 0			
2- 5	0- 2	0- 0	NON-CONFERENCE	0- 1	1- 0	1- 2			
1- 1	0- 0	0- 0	HOME	0- 0	0- 0	1- 1			
0- 4	0- 2	0- 0	AWAY	0- 1	0- 0	0- 1			
1- 0	0- 0	0- 0	NEUTRAL	0- 0	1- 0	0- 0			
0- 0	0- 0	0- 0	CONFERENCE	0- 0	0- 0	0- 0			
0- 0	0- 0	0- 0	HOME	0- 0	0- 0	0- 0			
0- 0	0- 0	0- 0	AWAY	0- 0	0- 0	0- 0			
0- 0	0- 0	0- 0	NEUTRAL	0- 0	0- 0	0- 0			

RPI 1-25				RPI 26-50				RPI 51-100				RPI 101+ Team's RPI: 164			
RPI	S	Opponent	Score	RPI	S	Opponent	Score	RPI	S	Opponent	Score	RPI	S	Opponent	Score
20	A	NC State	40 81					57	A	Oklahoma St.	53 74	125	N	Idaho	47 44
22	A	Baylor	28 90									227	H	Louisiana	63 74
												262	H	Denver	71 59
												305	A	Cal Poly	56 57
LAST 10 Division I															
262	H	Denver	71 59	22	A	Baylor	28 90								
305	A	Cal Poly	56 57	20	A	NC State	40 81								
125	N	Idaho	47 44	57	A	Oklahoma St.	53 74								
227	H	Louisiana	63 74												

Non-Div I Games: Howard Payne 96 36 LeTourneau 90 38



Average RPI Win:	186	WON-LOST	WINNING	LAST 10	STRENGTH OF	OPP. STRENGTH	TEAM	ADJ.	CONF.	ADJ CONF.
Average RPI Loss:	141	RECORD	PCT. RANK	GAMES	SCHEDULE	OF SCHEDULE	RPI	RPI	RPI	RPI
DIV. I ONLY	6- 2	64	6-2	272	70	113	113	13	13	
DIV. I NON-CONF.	6- 2	65	6-2	271	71	114	114	13	13	
TOTALS	RPI 1-25	RPI 26-50	W-L RECORDS	RPI 51-100	RPI 101-150	RPI 150+				
6- 2	0- 0	0- 0	OVERALL	2- 0	1- 1	3- 1				
3- 0	0- 0	0- 0	HOME	2- 0	0- 0	1- 0				
3- 0	0- 0	0- 0	AWAY	0- 0	1- 0	2- 0				
0- 2	0- 0	0- 0	NEUTRAL	0- 0	0- 1	0- 1				
6- 2	0- 0	0- 0	NON-CONFERENCE	2- 0	1- 1	3- 1				
3- 0	0- 0	0- 0	HOME	2- 0	0- 0	1- 0				
3- 0	0- 0	0- 0	AWAY	0- 0	1- 0	2- 0				
0- 2	0- 0	0- 0	NEUTRAL	0- 0	0- 1	0- 1				
0- 0	0- 0	0- 0	CONFERENCE	0- 0	0- 0	0- 0				
0- 0	0- 0	0- 0	HOME	0- 0	0- 0	0- 0				
0- 0	0- 0	0- 0	AWAY	0- 0	0- 0	0- 0				
0- 0	0- 0	0- 0	NEUTRAL	0- 0	0- 0	0- 0				

RPI 1-25			RPI 26-50			RPI 51-100			RPI 101+			Team's RPI: 113
RPI	S	Opponent	Score	RPI	S	Opponent	Score	RPI	S	Opponent	Score	
						65	H Seton Hall	75 68		126	A Merrimack	72 68
						90	H George Washington	59 53		127	N Ball St.	52 54
										155	N Fordham	57 59
										232	A Delaware St.	68 38
										265	A Mt. St. Mary's	66 65
										337	H Central Conn. St.	70 51
LAST 10 Division I												
		127	N Ball St.	52	54	265	A Mt. St. Mary's	66	65			
		65	H Seton Hall	75	68	155	N Fordham	57	59			
		337	H Central Conn. St.	70	51	232	A Delaware St.	68	38			
		90	H George Washington	59	53							
		126	A Merrimack	72	68							

Non-Div I Games: Bloomsburg 91 43

Lehigh



Liberty

Through Games Of Dec. 17, 2019

Average RPI Win:	212	WON-LOST	WINNING	LAST 10	STRENGTH OF	OPP. STRENGTH	TEAM	ADJ.	CONF.	ADJ CONF.
Average RPI Loss:	129	RECORD	PCT. RANK	GAMES	SCHEDULE	OF SCHEDULE	RPI	RPI	RPI	RPI
DIV. I ONLY	4- 6	208	4-6	128	151	180	180	17	17	
DIV. I NON-CONF.	4- 6	208	4-6	126	150	176	176	17	17	
TOTALS	RPI 1-25	RPI 26-50	W-L RECORDS	RPI 51-100	RPI 101-150	RPI 150+				
4- 6	0- 1	0- 1	OVERALL	0- 1	1- 1	3- 2				
1- 3	0- 0	0- 0	HOME	0- 0	0- 1	1- 2				
2- 2	0- 0	0- 1	AWAY	0- 1	0- 0	2- 0				
1- 1	0- 1	0- 0	NEUTRAL	0- 0	1- 0	0- 0				
4- 6	0- 1	0- 1	NON-CONFERENCE	0- 1	1- 1	3- 2				
1- 3	0- 0	0- 0	HOME	0- 0	0- 1	1- 2				
2- 2	0- 0	0- 1	AWAY	0- 1	0- 0	2- 0				
1- 1	0- 1	0- 0	NEUTRAL	0- 0	1- 0	0- 0				
0- 0	0- 0	0- 0	CONFERENCE	0- 0	0- 0	0- 0				
0- 0	0- 0	0- 0	HOME	0- 0	0- 0	0- 0				
0- 0	0- 0	0- 0	AWAY	0- 0	0- 0	0- 0				
0- 0	0- 0	0- 0	NEUTRAL	0- 0	0- 0	0- 0				

RPI 1-25			RPI 26-50			RPI 51-100			RPI 101+			Team's RPI: 180
RPI	S	Opponent	Score	RPI	S	Opponent	Score	RPI	S	Opponent	Score	
4	N	Oregon St.	55 68	32	A	Virginia Tech	69 73	73	A	James Madison	53 76	123 H UNC Greensboro 53 58
												133 N Miami (OH) 65 53
												200 A Norfolk St. 67 48
												240 A Hampton 83 59
												259 H ETSU 62 63
												273 H East Carolina 81 66
												280 H Chattanooga 54 71
LAST 10 Division I												
		73 A James Madison	53 76			240 A Hampton	83 59					
		123 H UNC Greensboro	53 58			273 H East Carolina	81 66					
		32 A Virginia Tech	69 73			4 N Oregon St.	55 68					
		280 H Chattanooga	54 71			133 N Miami (OH)	65 53					
		259 H ETSU	62 63			200 A Norfolk St.	67 48					

Non-Div I Games:

Liberty

Loss, Non-Conf, S Site, H Home A Away N Neutral



RPI 1-25				RPI 26-50				RPI 51-100				RPI 101+				Team's RPI: 311	
RPI	S	Opponent	Score	RPI	S	Opponent	Score	RPI	S	Opponent	Score	RPI	S	Opponent	Score		
								83	A	Middle Tenn.	49	70	112	H	Belmont	68	69
								95	N	Marist	63	74	120	N	Rider	76	81
													124	A	Dayton	60	82
													128	H	Murray St.	57	67
													150	A	UT Martin	67	83
													243	H	Northern Ky.	71	69
													250	H	Eastern Ill.	56	66
													329	A	Tennessee St.	74	64
													341	A	Jacksonville St.	63	65
LAST 10 Division I																	
				250	H	Eastern Ill.	56	66	150	A	UT Martin	67	83				
				95	N	Marist	63	74	112	H	Belmont	68	69				
				120	N	Rider	76	81	329	A	Tennessee St.	74	64				
				128	H	Murray St.	57	67	83	A	Middle Tenn.	49	70				
				243	H	Northern Ky.	71	69	341	A	Jacksonville St.	63	65				

Lipscomb



Little Rock

Through Games Of Dec. 17, 2019

Average RPI Win:	291	WON-LOST	WINNING	LAST 10	STRENGTH OF	OPP. STRENGTH	TEAM	ADJ.	CONF.	ADJ CONF.
Average RPI Loss:	116	RECORD	PCT. RANK	GAMES	SCHEDULE	OF SCHEDULE	RPI	RPI	RPI	RPI
DIV. I ONLY	2- 7	288	2-7	60	239	249	249	23	23	
DIV. I NON-CONF.	2- 7	288	2-7	60	239	250	250	23	23	
TOTALS	RPI 1-25	RPI 26-50	W-L RECORDS	RPI 51-100	RPI 101-150	RPI 150+				
2- 7	0- 1	0- 2	OVERALL	0- 0	0- 2	2- 2				
2- 3	0- 0	0- 1	HOME	0- 0	0- 1	2- 1				
0- 4	0- 1	0- 1	AWAY	0- 0	0- 1	0- 1				
0- 0	0- 0	0- 0	NEUTRAL	0- 0	0- 0	0- 0				
2- 7	0- 1	0- 2	NON-CONFERENCE	0- 0	0- 2	2- 2				
2- 3	0- 0	0- 1	HOME	0- 0	0- 1	2- 1				
0- 4	0- 1	0- 1	AWAY	0- 0	0- 1	0- 1				
0- 0	0- 0	0- 0	NEUTRAL	0- 0	0- 0	0- 0				
0- 0	0- 0	0- 0	CONFERENCE	0- 0	0- 0	0- 0				
0- 0	0- 0	0- 0	HOME	0- 0	0- 0	0- 0				
0- 0	0- 0	0- 0	AWAY	0- 0	0- 0	0- 0				
0- 0	0- 0	0- 0	NEUTRAL	0- 0	0- 0	0- 0				

RPI 1-25				RPI 26-50				RPI 51-100				RPI 101+ Team's RPI: 249			
RPI	S	Opponent	Score	RPI	S	Opponent	Score	RPI	S	Opponent	Score	RPI	S	Opponent	Score
14	A	Texas A&M	35 78	34	H	LSU	50 65					122	H	Memphis	50 68
				45	A	Western Ky.	58 77					130	A	Fla. Atlantic	72 79
												228	H	Louisiana Tech	38 43
												236	A	Rice	40 66
												274	H	Tulsa	63 51
												307	H	Central Ark.	63 48
LAST 10 Division I															
130	A	Fla. Atlantic	72 79	122	H	Memphis	50 68								
307	H	Central Ark.	63 48	274	H	Tulsa	63 51								
34	H	LSU	50 65	228	H	Louisiana Tech	38 43								
236	A	Rice	40 66	45	A	Western Ky.	58 77								
14	A	Texas A&M	35 78												

Non-Div I Games:

Little Rock

Loss, Non-Conf, S Site, H Home A Away N Neutral



Average RPI Win:	192	WON-LOST	WINNING	LAST 10	STRENGTH OF	OPP. STRENGTH	TEAM	ADJ.	CONF.	ADJ CONF.
Average RPI Loss:	171	RECORD	PCT. RANK	GAMES	SCHEDULE	OF SCHEDULE	RPI	RPI	RPI	RPI
DIV. I ONLY	2- 7	288	2-7	155	262	260	260	24	24	
DIV. I NON-CONF.	2- 7	288	2-7	155	263	261	261	24	24	
TOTALS	RPI 1-25	RPI 26-50	W-L RECORDS	RPI 51-100	RPI 101-150	RPI 150+				
2- 7	0- 0	0- 2	OVERALL	0- 1	1- 0	1- 4				
0- 3	0- 0	0- 1	HOME	0- 0	0- 0	0- 2				
1- 4	0- 0	0- 1	AWAY	0- 1	1- 0	0- 2				
1- 0	0- 0	0- 0	NEUTRAL	0- 0	0- 0	1- 0				
2- 7	0- 0	0- 2	NON-CONFERENCE	0- 1	1- 0	1- 4				
0- 3	0- 0	0- 1	HOME	0- 0	0- 0	0- 2				
1- 4	0- 0	0- 1	AWAY	0- 1	1- 0	0- 2				
1- 0	0- 0	0- 0	NEUTRAL	0- 0	0- 0	1- 0				
0- 0	0- 0	0- 0	CONFERENCE	0- 0	0- 0	0- 0				
0- 0	0- 0	0- 0	HOME	0- 0	0- 0	0- 0				
0- 0	0- 0	0- 0	AWAY	0- 0	0- 0	0- 0				
0- 0	0- 0	0- 0	NEUTRAL	0- 0	0- 0	0- 0				

RPI 1-25				RPI 26-50				RPI 51-100				RPI 101+				Team's RPI: 260	
RPI	S	Opponent	Score	RPI	S	Opponent	Score	RPI	S	Opponent	Score	RPI	S	Opponent	Score		
				27	A	UCLA	51 86	62	A	California	45 68	138	A	Santa Clara	54 46		
				28	H	Oregon	45 81					209	A	California Baptist	70 79		
												216	H	Utah St.	48 56		
												246	N	Penn St.	64 56		
												313	H	LMU (CA)	57 70		
												344	A	Seattle U	54 66		
LAST 10 Division I																	
				313	H	LMU (CA)	57 70	28	H	Oregon	45 81						
				216	H	Utah St.	48 56	344	A	Seattle U	54 66						
				27	A	UCLA	51 86	138	A	Santa Clara	54 46						
				209	A	California Baptist	70 79	62	A	California	45 68						
								246	N	Penn St.	64 56						

Non-Div I Games: Westcliff 94 47

Long Beach St.

■ Loss, 
 ■ Non-Conf, 
 ■ S Site, 
 ■ Home 
 ■ A Away 
 N Neutral



Average RPI Win:	284	WON-LOST	WINNING	LAST 10	STRENGTH OF	OPP. STRENGTH	TEAM	ADJ.	CONF.	ADJ CONF.
Average RPI Loss:	201	RECORD	PCT. RANK	GAMES	SCHEDULE	OF SCHEDULE	RPI	RPI	RPI	RPI
DIV. I ONLY	3- 5	219	3-5	268	278	291	291	30	30	
DIV. I NON-CONF.	3- 5	219	3-5	267	277	292	292	30	30	
TOTALS	RPI 1-25	RPI 26-50	W-L RECORDS	RPI 51-100	RPI 101-150	RPI 150+				
3- 5	0- 0	0- 0	OVERALL	0- 1	0- 0	3- 4				
3- 1	0- 0	0- 0	HOME	0- 0	0- 0	3- 1				
0- 4	0- 0	0- 0	AWAY	0- 1	0- 0	0- 3				
0- 0	0- 0	0- 0	NEUTRAL	0- 0	0- 0	0- 0				
3- 5	0- 0	0- 0	NON-CONFERENCE	0- 1	0- 0	3- 4				
3- 1	0- 0	0- 0	HOME	0- 0	0- 0	3- 1				
0- 4	0- 0	0- 0	AWAY	0- 1	0- 0	0- 3				
0- 0	0- 0	0- 0	NEUTRAL	0- 0	0- 0	0- 0				
0- 0	0- 0	0- 0	CONFERENCE	0- 0	0- 0	0- 0				
0- 0	0- 0	0- 0	HOME	0- 0	0- 0	0- 0				
0- 0	0- 0	0- 0	AWAY	0- 0	0- 0	0- 0				
0- 0	0- 0	0- 0	NEUTRAL	0- 0	0- 0	0- 0				

RPI 1-25				RPI 26-50				RPI 51-100				RPI 101+				Team's RPI: 291	
RPI	S	Opponent	Score	RPI	S	Opponent	Score	RPI	S	Opponent	Score	RPI	S	Opponent	Score		
								73	A	James Madison	53	93	174	A	Florida	54	71
												200	A	Norfolk St.	46	49	
												232	H	Delaware St.	78	62	
												273	H	East Carolina	61	64	
												287	A	Wofford	76	79	
												304	H	UNCW	59	58	
												315	H	Brown	86	76	
LAST 10 Division I																	
				232	H	Delaware St.	78	62	200	A	Norfolk St.	46	49				
				174	A	Florida	54	71	273	H	East Carolina	61	64				
				73	A	James Madison	53	93	287	A	Wofford	76	79				
									315	H	Brown	86	76				
									304	H	UNCW	59	58				

Non-Div I Games:

Longwood



Average RPI Win: 217		WON-LOST	WINNING	LAST 10	STRENGTH OF	OPP. STRENGTH	TEAM	ADJ.	CONF.	ADJ CONF.
Average RPI Loss: 133		RECORD	PCT. RANK	GAMES	SCHEDULE	OF SCHEDULE	RPI	RPI	RPI	RPI
DIV. I ONLY		4- 3	135	4-3	333	11	227	227	23	23
DIV. I NON-CONF.		4- 3	136	4-3	333	11	226	226	23	23
TOTALS	RPI 1-25		RPI 26-50		W-L RECORDS		RPI 51-100		RPI 101-150	RPI 150+
4- 3	0- 1		0- 0		OVERALL		0- 0		1- 0	3- 2
2- 1	0- 1		0- 0		HOME		0- 0		0- 0	2- 0
2- 2	0- 0		0- 0		AWAY		0- 0		1- 0	1- 2
0- 0	0- 0		0- 0		NEUTRAL		0- 0		0- 0	0- 0
4- 3	0- 1		0- 0		NON-CONFERENCE		0- 0		1- 0	3- 2
2- 1	0- 1		0- 0		HOME		0- 0		0- 0	2- 0
2- 2	0- 0		0- 0		AWAY		0- 0		1- 0	1- 2
0- 0	0- 0		0- 0		NEUTRAL		0- 0		0- 0	0- 0
0- 0	0- 0		0- 0		CONFERENCE		0- 0		0- 0	0- 0
0- 0	0- 0		0- 0		HOME		0- 0		0- 0	0- 0
0- 0	0- 0		0- 0		AWAY		0- 0		0- 0	0- 0
0- 0	0- 0		0- 0		NEUTRAL		0- 0		0- 0	0- 0

RPI 1-25				RPI 26-50				RPI 51-100				RPI 101+				Team's RPI: 227	
RPI	S	Opponent	Score	RPI	S	Opponent	Score	RPI	S	Opponent	Score	RPI	S	Opponent	Score		
12	H	Mississippi St.	48 64									135	A	New Orleans	65 60		
												164	A	Lamar University	74 63		
												193	A	Sam Houston St.	73 77		
												195	A	North Texas	66 69		
												258	H	Southeastern La.	60 50		
												312	H	McNeese	75 55		
LAST 10 Division I																	
12	H	Mississippi St.	48 64	135	A	New Orleans	65 60										
195	A	North Texas	66 69	258	H	Southeastern La.	60 50										
164	A	Lamar University	74 63	312	H	McNeese	75 55										
				193	A	Sam Houston St.	73 77										

Non-Div I Games:	Loyola (LA)	67	51	Xavier (LA)	62	49
------------------	-------------	----	----	-------------	----	----

Louisiana

■ Loss, ■ Non-Conf, S Site, H Home A Away N Neutral



Average RPI Win:	243	WON-LOST	WINNING	LAST 10	STRENGTH OF	OPP. STRENGTH	TEAM	ADJ.	CONF.	ADJ CONF.
Average RPI Loss:	176	RECORD	PCT. RANK	GAMES	SCHEDULE	OF SCHEDULE	RPI	RPI	RPI	RPI
DIV. I ONLY	5- 3	111	5-3	322	102	228	228	14	14	
DIV. I NON-CONF.	5- 3	108	5-3	323	102	227	227	14	14	
TOTALS	RPI 1-25	RPI 26-50	W-L RECORDS	RPI 51-100	RPI 101-150	RPI 150+				
5- 3	0- 0	0- 0	OVERALL	0- 1	1- 1	4- 1				
4- 1	0- 0	0- 0	HOME	0- 0	1- 1	3- 0				
1- 2	0- 0	0- 0	AWAY	0- 1	0- 0	1- 1				
0- 0	0- 0	0- 0	NEUTRAL	0- 0	0- 0	0- 0				
5- 3	0- 0	0- 0	NON-CONFERENCE	0- 1	1- 1	4- 1				
4- 1	0- 0	0- 0	HOME	0- 0	1- 1	3- 0				
1- 2	0- 0	0- 0	AWAY	0- 1	0- 0	1- 1				
0- 0	0- 0	0- 0	NEUTRAL	0- 0	0- 0	0- 0				
0- 0	0- 0	0- 0	CONFERENCE	0- 0	0- 0	0- 0				
0- 0	0- 0	0- 0	HOME	0- 0	0- 0	0- 0				
0- 0	0- 0	0- 0	AWAY	0- 0	0- 0	0- 0				
0- 0	0- 0	0- 0	NEUTRAL	0- 0	0- 0	0- 0				

RPI 1-25				RPI 26-50				RPI 51-100				RPI 101+				Team's RPI: 228	
RPI	S	Opponent	Score	RPI	S	Opponent	Score	RPI	S	Opponent	Score	RPI	S	Opponent	Score		
								100	A	Houston	53	67	122	H	Memphis	83	74
												143	H	Wichita St.	80	88	
												249	A	Little Rock	43	38	
												258	H	Southeastern La.	92	78	
												272	H	Grambling	70	66	
												285	A	Ole Miss	53	76	
												312	H	McNeese	79	54	
LAST 10 Division I																	
				258	H	Southeastern La.	92	78		272	H	Grambling	70	66			
				100	A	Houston	53	67		143	H	Wichita St.	80	88			
				312	H	McNeese	79	54		122	H	Memphis	83	74			
				249	A	Little Rock	43	38									
				285	A	Ole Miss	53	76									

Non-Div I Games: Loyola (LA) 71 52 LSU-Alexandria 93 61

Louisiana Tech

Loss, Non-Conf, S Site, H Home A Away N Neutral



## Louisville

Through Games Of Dec. 17, 2019

Average RPI Win:	105	WON-LOST	WINNING	LAST 10	STRENGTH OF	OPP. STRENGTH	TEAM	ADJ.	CONF.	ADJ CONF.
Average RPI Loss:	17	RECORD	PCT. RANK	GAMES	SCHEDULE	OF SCHEDULE	RPI	RPI	RPI	RPI
DIV. I ONLY	10- 1	12	9-1	4	110	5	5	3	3	
DIV. I NON-CONF.	10- 1	12	9-1	4	108	5	5	3	3	
TOTALS	RPI 1-25	RPI 26-50	W-L RECORDS	RPI 51-100	RPI 101-150	RPI 150+				
10- 1	0- 1	2- 0	OVERALL	5- 0	1- 0	2- 0				
5- 0	0- 0	1- 0	HOME	2- 0	1- 0	1- 0				
2- 1	0- 1	0- 0	AWAY	1- 0	0- 0	1- 0				
3- 0	0- 0	1- 0	NEUTRAL	2- 0	0- 0	0- 0				
10- 1	0- 1	2- 0	NON-CONFERENCE	5- 0	1- 0	2- 0				
5- 0	0- 0	1- 0	HOME	2- 0	1- 0	1- 0				
2- 1	0- 1	0- 0	AWAY	1- 0	0- 0	1- 0				
3- 0	0- 0	1- 0	NEUTRAL	2- 0	0- 0	0- 0				
0- 0	0- 0	0- 0	CONFERENCE	0- 0	0- 0	0- 0				
0- 0	0- 0	0- 0	HOME	0- 0	0- 0	0- 0				
0- 0	0- 0	0- 0	AWAY	0- 0	0- 0	0- 0				
0- 0	0- 0	0- 0	NEUTRAL	0- 0	0- 0	0- 0				

RPI	S	Opponent	Score	RPI	S	Opponent	Score	RPI	S	Opponent	Score	RPI	S	Opponent	Score
17	A	Ohio St.	60 67	28	N	Oregon	72 62	54	A	Kentucky	67 66	128	H	Murray St.	76 40
				45	H	Western Ky.	75 56	57	N	Oklahoma St.	69 48	243	A	Northern Ky.	85 57
								66	H	Boise St.	98 82	280	H	Chattanooga	86 37
								72	H	Central Mich.	76 63				
								77	N	UT Arlington	76 67				
LAST 10 Division I															
				28	N	Oregon	72 62	54	A	Kentucky	67 66				
				57	N	Oklahoma St.	69 48	243	A	Northern Ky.	85 57				
				77	N	UT Arlington	76 67	17	A	Ohio St.	60 67				
				66	H	Boise St.	98 82	72	H	Central Mich.	76 63				
				280	H	Chattanooga	86 37	128	H	Murray St.	76 40				

Non-Div I Games:

Louisville

■ Loss, 
 ■ Non-Conf, S Site, 
 ■ Home 
 ■ Away 
 N Neutral



Average RPI Win:	214	WON-LOST	WINNING	LAST 10	STRENGTH OF	OPP. STRENGTH	TEAM	ADJ.	CONF.	ADJ CONF.
Average RPI Loss:	0	RECORD	PCT. RANK	GAMES	SCHEDULE	OF SCHEDULE	RPI	RPI	RPI	RPI
DIV. I ONLY	9- 0	1	9-0	284	134	56	56	7	7	
DIV. I NON-CONF.	9- 0	1	9-0	283	132	56	56	7	7	
TOTALS	RPI 1-25	RPI 26-50	W-L RECORDS	RPI 51-100	RPI 101-150	RPI 150+				
9- 0	0- 0	0- 0	OVERALL	1- 0	1- 0	7- 0				
3- 0	0- 0	0- 0	HOME	1- 0	1- 0	1- 0				
6- 0	0- 0	0- 0	AWAY	0- 0	0- 0	6- 0				
0- 0	0- 0	0- 0	NEUTRAL	0- 0	0- 0	0- 0				
9- 0	0- 0	0- 0	NON-CONFERENCE	1- 0	1- 0	7- 0				
3- 0	0- 0	0- 0	HOME	1- 0	1- 0	1- 0				
6- 0	0- 0	0- 0	AWAY	0- 0	0- 0	6- 0				
0- 0	0- 0	0- 0	NEUTRAL	0- 0	0- 0	0- 0				
0- 0	0- 0	0- 0	CONFERENCE	0- 0	0- 0	0- 0				
0- 0	0- 0	0- 0	HOME	0- 0	0- 0	0- 0				
0- 0	0- 0	0- 0	AWAY	0- 0	0- 0	0- 0				
0- 0	0- 0	0- 0	NEUTRAL	0- 0	0- 0	0- 0				

RPI 1-25			RPI 26-50			RPI 51-100			Team's RPI: 56	RPI 101+		
RPI	S	Opponent	Score	RPI	S	Opponent	Score	RPI	S	Opponent	Score	
						93	H Bowling Green	84	76	105	H Dartmouth	61 40
										158	A UMKC	72 67
										168	A Portland	78 64
										244	H Vermont	78 76
										250	A Eastern Ill.	67 51
										253	A SIUE	63 50
										322	A Detroit Mercy	89 60
										330	A Chicago St.	98 53
LAST 10 Division I												
168	A	Portland	78 64	93	H	Bowling Green	84 76					
158	A	UMKC	72 67	253	A	SIUE	63 50					
330	A	Chicago St.	98 53	105	H	Dartmouth	61 40					
250	A	Eastern Ill.	67 51	322	A	Detroit Mercy	89 60					
244	H	Vermont	78 76									

Non-Div I Games:

Loyola Chicago



Loyola Maryland

Through Games Of Dec. 17, 2019

Average RPI Win:	342	WON-LOST	WINNING	LAST 10	STRENGTH OF	OPP. STRENGTH	TEAM	ADJ.	CONF.	ADJ CONF.
Average RPI Loss:	129	RECORD	PCT. RANK	GAMES	SCHEDULE	OF SCHEDULE	RPI	RPI	RPI	RPI
DIV. I ONLY	1- 8	325	1-8	192	135	283	283	13	13	
DIV. I NON-CONF.	1- 8	325	1-8	194	134	284	284	13	13	
TOTALS	RPI 1-25	RPI 26-50	W-L RECORDS	RPI 51-100	RPI 101-150	RPI 150+				
1- 8	0- 1	0- 1	OVERALL	0- 2	0- 1	1- 3				
0- 1	0- 0	0- 0	HOME	0- 0	0- 0	0- 1				
1- 6	0- 1	0- 1	AWAY	0- 1	0- 1	1- 2				
0- 1	0- 0	0- 0	NEUTRAL	0- 1	0- 0	0- 0				
1- 8	0- 1	0- 1	NON-CONFERENCE	0- 2	0- 1	1- 3				
0- 1	0- 0	0- 0	HOME	0- 0	0- 0	0- 1				
1- 6	0- 1	0- 1	AWAY	0- 1	0- 1	1- 2				
0- 1	0- 0	0- 0	NEUTRAL	0- 1	0- 0	0- 0				
0- 0	0- 0	0- 0	CONFERENCE	0- 0	0- 0	0- 0				
0- 0	0- 0	0- 0	HOME	0- 0	0- 0	0- 0				
0- 0	0- 0	0- 0	AWAY	0- 0	0- 0	0- 0				
0- 0	0- 0	0- 0	NEUTRAL	0- 0	0- 0	0- 0				

RPI 1-25				RPI 26-50				RPI 51-100				RPI 101+ Team's RPI: 283			
RPI	S	Opponent	Score	RPI	S	Opponent	Score	RPI	S	Opponent	Score	RPI	S	Opponent	Score
8	A	Northwestern	46 67	44	A	Maryland	45 105	69	A	Notre Dame	60 84	130	A	Fla. Atlantic	61 72
								98	N	Wright St.	51 66	206	A	St. Francis Brooklyn	78 89
												212	H	Howard	69 75
												265	A	Mt. St. Mary's	75 81
												342	A	Fairleigh Dickinson	75 46
LAST 10 Division I															
206	A	St. Francis Brooklyn	78 89	44	A	Maryland	45 105	265	A	Mt. St. Mary's	75 81	98	N	Wright St.	51 66
212	H	Howard	69 75					130	A	Fla. Atlantic	61 72				
342	A	Fairleigh Dickinson	75 46												
8	A	Northwestern	46 67												
69	A	Notre Dame	60 84												

Non-Div I Games:

Loyola Maryland

Loss, Non-Conf, S Site, H Home A Away N Neutral



## Maine

Through Games Of Dec. 17, 2019

Average RPI Win:	165	WON-LOST	WINNING	LAST 10	STRENGTH OF	OPP. STRENGTH	TEAM	ADJ.	CONF.	ADJ CONF.
Average RPI Loss:	127	RECORD	PCT. RANK	GAMES	SCHEDULE	OF SCHEDULE	RPI	RPI	RPI	RPI
DIV. I ONLY	3- 8	263	2-8	110	184	229	229	27	27	
DIV. I NON-CONF.	3- 8	262	2-8	108	184	228	228	27	27	
TOTALS	RPI 1-25	RPI 26-50	W-L RECORDS	RPI 51-100	RPI 101-150	RPI 150+				
3- 8	0- 2	0- 0	OVERALL	1- 1	0- 3	2- 2				
2- 2	0- 0	0- 0	HOME	1- 0	0- 1	1- 1				
1- 3	0- 1	0- 0	AWAY	0- 0	0- 1	1- 1				
0- 3	0- 1	0- 0	NEUTRAL	0- 1	0- 1	0- 0				
3- 8	0- 2	0- 0	NON-CONFERENCE	1- 1	0- 3	2- 2				
2- 2	0- 0	0- 0	HOME	1- 0	0- 1	1- 1				
1- 3	0- 1	0- 0	AWAY	0- 0	0- 1	1- 1				
0- 3	0- 1	0- 0	NEUTRAL	0- 1	0- 1	0- 0				
0- 0	0- 0	0- 0	CONFERENCE	0- 0	0- 0	0- 0				
0- 0	0- 0	0- 0	HOME	0- 0	0- 0	0- 0				
0- 0	0- 0	0- 0	AWAY	0- 0	0- 0	0- 0				
0- 0	0- 0	0- 0	NEUTRAL	0- 0	0- 0	0- 0				

RPI 1-25				RPI 26-50				RPI 51-100				RPI 101+ Team's RPI: 229			
RPI	S	Opponent	Score	RPI	S	Opponent	Score	RPI	S	Opponent	Score	RPI	S	Opponent	Score
20	A	NC State	34 62					70	N	Arizona St.	31 57	105	A	Dartmouth	41 57
25	N	Drake	62 94					94	H	Green Bay	61 60	124	N	Dayton	49 78
												129	H	Harvard	40 69
												185	H	Navy	46 41
												217	A	Delaware	69 56
												224	H	Boston U.	49 62
												315	A	Brown	70 76
LAST 10 Division I															
70	N	Arizona St.	31 57	94	H	Green Bay	61 60	105	A	Dartmouth	41 57				
185	H	Navy	46 41					129	H	Harvard	40 69				
20	A	NC State	34 62					124	N	Dayton	49 78				
224	H	Boston U.	49 62					25	N	Drake	62 94				
315	A	Brown	70 76												

Non-Div I Games: Husson 104 43

Maine

  Loss, 
   Non-Conf, 
   S Site, 
   H Home 
   A Away 
 N Neutral



Average RPI Win:	238	WON-LOST	WINNING	LAST 10	STRENGTH OF	OPP. STRENGTH	TEAM	ADJ.	CONF.	ADJ CONF.
Average RPI Loss:	145	RECORD	PCT. RANK	GAMES	SCHEDULE	OF SCHEDULE	RPI	RPI	RPI	RPI
DIV. I ONLY	3- 6	234	3-6	196	253	255	255	19	19	
DIV. I NON-CONF.	3- 5	219	3-5	161	300	232	232	19	19	
TOTALS	RPI 1-25	RPI 26-50	W-L RECORDS	RPI 51-100	RPI 101-150	RPI 150+				
3- 6	0- 0	0- 0	OVERALL	0- 1	1- 3	2- 2				
2- 2	0- 0	0- 0	HOME	0- 0	1- 1	1- 1				
1- 4	0- 0	0- 0	AWAY	0- 1	0- 2	1- 1				
0- 0	0- 0	0- 0	NEUTRAL	0- 0	0- 0	0- 0				
3- 5	0- 0	0- 0	NON-CONFERENCE	0- 1	1- 2	2- 2				
2- 2	0- 0	0- 0	HOME	0- 0	1- 1	1- 1				
1- 3	0- 0	0- 0	AWAY	0- 1	0- 1	1- 1				
0- 0	0- 0	0- 0	NEUTRAL	0- 0	0- 0	0- 0				
0- 1	0- 0	0- 0	CONFERENCE	0- 0	0- 1	0- 0				
0- 0	0- 0	0- 0	HOME	0- 0	0- 0	0- 0				
0- 1	0- 0	0- 0	AWAY	0- 0	0- 1	0- 0				
0- 0	0- 0	0- 0	NEUTRAL	0- 0	0- 0	0- 0				

RPI 1-25				RPI 26-50				RPI 51-100				RPI 101+				Team's RPI: 255	
RPI	S	Opponent	Score	RPI	S	Opponent	Score	RPI	S	Opponent	Score	RPI	S	Opponent	Score		
								97	A	Stony Brook	54	59	103	H	Duquesne	65	76
												105	H	Dartmouth	70	58	
												136	A	Villanova	51	63	
												144	A	Monmouth	60	62	
												155	H	Fordham	45	51	
												234	A	Lafayette	53	60	
												268	H	Army West Point	86	56	
												342	A	Fairleigh Dickinson	62	61	
LAST 10 Division I																	
				136	A	Villanova	51	63		144	A	Monmouth	60	62			
				342	A	Fairleigh Dickinson	62	61		268	H	Army West Point	86	56			
				103	H	Duquesne	65	76		155	H	Fordham	45	51			
				97	A	Stony Brook	54	59		105	H	Dartmouth	70	58			
										234	A	Lafayette	53	60			

Non-Div I Games:

Manhattan



Average RPI Win:	205	WON-LOST	WINNING	LAST 10	STRENGTH OF	OPP. STRENGTH	TEAM	ADJ.	CONF.	ADJ CONF.
Average RPI Loss:	39	RECORD	PCT. RANK	GAMES	SCHEDULE	OF SCHEDULE	RPI	RPI	RPI	RPI
DIV. I ONLY	6- 2	64	6-2	213	104	95	95	19	19	
DIV. I NON-CONF.	6- 2	65	6-2	212	104	96	96	19	19	
TOTALS	RPI 1-25	RPI 26-50	W-L RECORDS	RPI 51-100	RPI 101-150	RPI 150+				
6- 2	0- 1	0- 0	OVERALL	2- 1	0- 0	4- 0				
3- 1	0- 1	0- 0	HOME	1- 0	0- 0	2- 0				
1- 1	0- 0	0- 0	AWAY	0- 1	0- 0	1- 0				
2- 0	0- 0	0- 0	NEUTRAL	1- 0	0- 0	1- 0				
6- 2	0- 1	0- 0	NON-CONFERENCE	2- 1	0- 0	4- 0				
3- 1	0- 1	0- 0	HOME	1- 0	0- 0	2- 0				
1- 1	0- 0	0- 0	AWAY	0- 1	0- 0	1- 0				
2- 0	0- 0	0- 0	NEUTRAL	1- 0	0- 0	1- 0				
0- 0	0- 0	0- 0	CONFERENCE	0- 0	0- 0	0- 0				
0- 0	0- 0	0- 0	HOME	0- 0	0- 0	0- 0				
0- 0	0- 0	0- 0	AWAY	0- 0	0- 0	0- 0				
0- 0	0- 0	0- 0	NEUTRAL	0- 0	0- 0	0- 0				

RPI 1-25				RPI 26-50				RPI 51-100				Team's RPI: 95	RPI 101+			
RPI	S	Opponent	Score	RPI	S	Opponent	Score	RPI	S	Opponent	Score		RPI	S	Opponent	Score
6	H	Princeton	50 62					72	A	Central Mich.	54 77		201	H	Elon	63 55
								91	N	North Florida	69 54		224	A	Boston U.	89 75
								94	H	Green Bay	72 60		310	H	Albany (NY)	76 52
													311	N	Lipscomb	74 63
LAST 10 Division I																
94	H	Green Bay	72 60	6	H	Princeton	50 62	72	A	Central Mich.	54 77		311	N	Lipscomb	74 63
310	H	Albany (NY)	76 52					91	N	North Florida	69 54		201	H	Elon	63 55
224	A	Boston U.	89 75													

Non-Div I Games:

Marist



Average RPI Win:	171	WON-LOST	WINNING	LAST 10	STRENGTH OF	OPP. STRENGTH	TEAM	ADJ.	CONF.	ADJ CONF.
Average RPI Loss:	10	RECORD	PCT. RANK	GAMES	SCHEDULE	OF SCHEDULE	RPI	RPI	RPI	RPI
DIV. I ONLY	8- 2	46	8-2	142	10	50	50	6	6	
DIV. I NON-CONF.	8- 2	46	8-2	142	10	50	50	6	6	
TOTALS	RPI 1-25	RPI 26-50	W-L RECORDS	RPI 51-100	RPI 101-150	RPI 150+				
8- 2	1- 2	0- 0	OVERALL	1- 0	2- 0	4- 0				
3- 2	1- 2	0- 0	HOME	0- 0	0- 0	2- 0				
4- 0	0- 0	0- 0	AWAY	1- 0	2- 0	1- 0				
1- 0	0- 0	0- 0	NEUTRAL	0- 0	0- 0	1- 0				
8- 2	1- 2	0- 0	NON-CONFERENCE	1- 0	2- 0	4- 0				
3- 2	1- 2	0- 0	HOME	0- 0	0- 0	2- 0				
4- 0	0- 0	0- 0	AWAY	1- 0	2- 0	1- 0				
1- 0	0- 0	0- 0	NEUTRAL	0- 0	0- 0	1- 0				
0- 0	0- 0	0- 0	CONFERENCE	0- 0	0- 0	0- 0				
0- 0	0- 0	0- 0	HOME	0- 0	0- 0	0- 0				
0- 0	0- 0	0- 0	AWAY	0- 0	0- 0	0- 0				
0- 0	0- 0	0- 0	NEUTRAL	0- 0	0- 0	0- 0				

RPI 1-25				RPI 26-50		Team's RPI: 50		RPI 51-100				RPI 101+			
RPI	S	Opponent	Score	RPI	S	Opponent	Score	RPI	S	Opponent	Score	RPI	S	Opponent	Score
8	H	Northwestern	56 64					94	A	Green Bay	60 47	119	A	South Dakota St.	65 58
12	H	Mississippi St.	68 74									147	A	Saint Mary's (CA)	77 63
24	H	Illinois St.	58 41									204	A	Milwaukee	78 56
												206	H	St. Francis Brooklyn	92 71
												274	N	Tulsa	61 60
												299	H	Morgan St.	70 48
LAST 10 Division I															
				119	A	South Dakota St.	65 58					147	A	Saint Mary's (CA)	77 63
				204	A	Milwaukee	78 56					12	H	Mississippi St.	68 74
				274	N	Tulsa	61 60					94	A	Green Bay	60 47
				206	H	St. Francis Brooklyn	92 71					8	H	Northwestern	56 64
				299	H	Morgan St.	70 48					24	H	Illinois St.	58 41

Non-Div I Games:

Marquette

■ Loss, 
 ■ Non-Conf, 
 ■ S Site, 
 ■ H Home 
 ■ A Away 
 N Neutral



Average RPI Win:	260	WON-LOST	WINNING	LAST 10	STRENGTH OF	OPP. STRENGTH	TEAM	ADJ.	CONF.	ADJ CONF.
Average RPI Loss:	173	RECORD	PCT. RANK	GAMES	SCHEDULE	OF SCHEDULE	RPI	RPI	RPI	RPI
DIV. I ONLY	3- 5	219	3-5	326	191	309	309	14	14	
DIV. I NON-CONF.	3- 5	219	3-5	327	191	309	309	14	14	
TOTALS	RPI 1-25	RPI 26-50	W-L RECORDS	RPI 51-100	RPI 101-150	RPI 150+				
3- 5	0- 0	0- 1	OVERALL	0- 2	0- 0	3- 2				
2- 2	0- 0	0- 0	HOME	0- 1	0- 0	2- 1				
1- 3	0- 0	0- 1	AWAY	0- 1	0- 0	1- 1				
0- 0	0- 0	0- 0	NEUTRAL	0- 0	0- 0	0- 0				
3- 5	0- 0	0- 1	NON-CONFERENCE	0- 2	0- 0	3- 2				
2- 2	0- 0	0- 0	HOME	0- 1	0- 0	2- 1				
1- 3	0- 0	0- 1	AWAY	0- 1	0- 0	1- 1				
0- 0	0- 0	0- 0	NEUTRAL	0- 0	0- 0	0- 0				
0- 0	0- 0	0- 0	CONFERENCE	0- 0	0- 0	0- 0				
0- 0	0- 0	0- 0	HOME	0- 0	0- 0	0- 0				
0- 0	0- 0	0- 0	AWAY	0- 0	0- 0	0- 0				
0- 0	0- 0	0- 0	NEUTRAL	0- 0	0- 0	0- 0				

RPI 1-25				RPI 26-50				RPI 51-100				RPI 101+				Team's RPI: 309	
RPI	S	Opponent	Score	RPI	S	Opponent	Score	RPI	S	Opponent	Score	RPI	S	Opponent	Score		
				39	A	Rutgers	41 66	93	H	Bowling Green	69 82	200	H	Norfolk St.	75 69		
								99	A	Ohio	51 67	252	A	Indiana St.	72 60		
												299	H	Morgan St.	52 57		
												328	H	Coppin St.	60 47		
												334	A	Evansville	62 66		
LAST 10 Division I																	
				39	A	Rutgers	41 66	334	A	Evansville	62 66						
				93	H	Bowling Green	69 82	299	H	Morgan St.	52 57						
				252	A	Indiana St.	72 60	328	H	Coppin St.	60 47						
								99	A	Ohio	51 67						
								200	H	Norfolk St.	75 69						

Non-Div I Games: Alderson Broadus 85 41 Ky. Christian 89 40

Marshall

■ Loss, 
 ■ Non-Conf, S Site, 
 ■ Home 
 ■ Away 
 N Neutral



Average RPI Win: 172		WON-LOST	WINNING	LAST 10	STRENGTH OF	OPP. STRENGTH	TEAM	ADJ.	CONF.	ADJ CONF.
Average RPI Loss: 15		RECORD	PCT. RANK	GAMES	SCHEDULE	OF SCHEDULE	RPI	RPI	RPI	RPI
DIV. I ONLY		8- 2	46	8-2	96	62	44	44	2	2
DIV. I NON-CONF.		8- 2	46	8-2	96	62	44	44	2	2
TOTALS	RPI 1-25	RPI 26-50		W-L RECORDS		RPI 51-100	RPI 101-150	RPI 150+		
8- 2	0- 2	0- 0		OVERALL		2- 0	1- 0	5- 0		
5- 1	0- 1	0- 0		HOME		1- 0	0- 0	4- 0		
1- 1	0- 1	0- 0		AWAY		1- 0	0- 0	0- 0		
2- 0	0- 0	0- 0		NEUTRAL		0- 0	1- 0	1- 0		
8- 2	0- 2	0- 0		NON-CONFERENCE		2- 0	1- 0	5- 0		
5- 1	0- 1	0- 0		HOME		1- 0	0- 0	4- 0		
1- 1	0- 1	0- 0		AWAY		1- 0	0- 0	0- 0		
2- 0	0- 0	0- 0		NEUTRAL		0- 0	1- 0	1- 0		
0- 0	0- 0	0- 0		CONFERENCE		0- 0	0- 0	0- 0		
0- 0	0- 0	0- 0		HOME		0- 0	0- 0	0- 0		
0- 0	0- 0	0- 0		AWAY		0- 0	0- 0	0- 0		
0- 0	0- 0	0- 0		NEUTRAL		0- 0	0- 0	0- 0		

RPI 1-25				RPI 26-50		Team's RPI: 44		RPI 51-100				RPI 101+			
RPI	S	Opponent	Score	RPI	S	Opponent	Score	RPI	S	Opponent	Score	RPI	S	Opponent	Score
10	H	South Carolina	54 63					73	A	James Madison	70 68	112	N	Belmont	90 26
20	A	NC State	59 66					90	H	George Washington	88 54	178	N	Clemson	63 44
												210	H	Wagner	119 56
												215	H	Quinnipiac	107 52
												217	H	Delaware	99 55
												283	H	Loyola Maryland	105 45
LAST 10 Division I															
283	H	Loyola Maryland	105 45	90	H	George Washington	88 54								
20	A	NC State	59 66	217	H	Delaware	99 55								
112	N	Belmont	90 26	73	A	James Madison	70 68								
178	N	Clemson	63 44	10	H	South Carolina	54 63								
215	H	Quinnipiac	107 52	210	H	Wagner	119 56								

Non-Div I Games:

Maryland

■ Loss, 
■ Non-Conf, S Site, 
■ Home 
■ Away 
N Neutral



Massachusetts

Through Games Of Dec. 17, 2019

Average RPI Win:	243	WON-LOST	WINNING	LAST 10	STRENGTH OF	OPP. STRENGTH	TEAM	ADJ.	CONF.	ADJ CONF.
Average RPI Loss:	79	RECORD	PCT. RANK	GAMES	SCHEDULE	OF SCHEDULE	RPI	RPI	RPI	RPI
DIV. I ONLY	8- 3	69	8-2	280	160	159	159	10	10	
DIV. I NON-CONF.	8- 3	70	8-2	279	159	159	159	10	10	
TOTALS	RPI 1-25	RPI 26-50	W-L RECORDS	RPI 51-100	RPI 101-150	RPI 150+				
8- 3	0- 0	0- 1	OVERALL	1- 1	0- 1	7- 0				
5- 2	0- 0	0- 1	HOME	1- 0	0- 1	4- 0				
3- 1	0- 0	0- 0	AWAY	0- 1	0- 0	3- 0				
0- 0	0- 0	0- 0	NEUTRAL	0- 0	0- 0	0- 0				
8- 3	0- 0	0- 1	NON-CONFERENCE	1- 1	0- 1	7- 0				
5- 2	0- 0	0- 1	HOME	1- 0	0- 1	4- 0				
3- 1	0- 0	0- 0	AWAY	0- 1	0- 0	3- 0				
0- 0	0- 0	0- 0	NEUTRAL	0- 0	0- 0	0- 0				
0- 0	0- 0	0- 0	CONFERENCE	0- 0	0- 0	0- 0				
0- 0	0- 0	0- 0	HOME	0- 0	0- 0	0- 0				
0- 0	0- 0	0- 0	AWAY	0- 0	0- 0	0- 0				
0- 0	0- 0	0- 0	NEUTRAL	0- 0	0- 0	0- 0				

RPI 1-25				RPI 26-50				RPI 51-100				RPI 101+				Team's RPI: 159	
RPI	S	Opponent	Score	RPI	S	Opponent	Score	RPI	S	Opponent	Score	RPI	S	Opponent	Score		
				38	H	Providence	63 72	74	A	St. John's (NY)	71 82	126	H	Merrimack	64 79		
								85	H	Holy Cross	75 72	213	H	Siena	61 55		
												224	A	Boston U.	58 45		
												237	A	UMass Lowell	74 58		
												244	A	Vermont	83 49		
												288	H	Hartford	74 48		
												315	H	Brown	95 42		
												338	H	New Hampshire	67 65		
LAST 10 Division I																	
				213	H	Siena	61 55	74	A	St. John's (NY)	71 82						
				224	A	Boston U.	58 45	315	H	Brown	95 42						
				85	H	Holy Cross	75 72	288	H	Hartford	74 48						
				338	H	New Hampshire	67 65	237	A	UMass Lowell	74 58						
				244	A	Vermont	83 49	38	H	Providence	63 72						



























Non-Div I Games:

Massachusetts

Loss, Non-Conf, S Site, H Home A Away N Neutral



Average RPI Win:	351	WON-LOST	WINNING	LAST 10	STRENGTH OF	OPP. STRENGTH	TEAM	ADJ.	CONF.	ADJ CONF.
Average RPI Loss:	183	RECORD	PCT. RANK	GAMES	SCHEDULE	OF SCHEDULE	RPI	RPI	RPI	RPI
DIV. I ONLY	1- 6	312	1-6	151	349	312	312	25	25	
DIV. I NON-CONF.	1- 6	311	1-6	151	349	312	312	25	25	
TOTALS	RPI 1-25	RPI 26-50	W-L RECORDS	RPI 51-100	RPI 101-150	RPI 150+				
1- 6	0- 0	0- 1	OVERALL	0- 0	0- 0	1- 5				
1- 1	0- 0	0- 0	HOME	0- 0	0- 0	1- 1				
0- 5	0- 0	0- 1	AWAY	0- 0	0- 0	0- 4				
0- 0	0- 0	0- 0	NEUTRAL	0- 0	0- 0	0- 0				
1- 6	0- 0	0- 1	NON-CONFERENCE	0- 0	0- 0	1- 5				
1- 1	0- 0	0- 0	HOME	0- 0	0- 0	1- 1				
0- 5	0- 0	0- 1	AWAY	0- 0	0- 0	0- 4				
0- 0	0- 0	0- 0	NEUTRAL	0- 0	0- 0	0- 0				
0- 0	0- 0	0- 0	CONFERENCE	0- 0	0- 0	0- 0				
0- 0	0- 0	0- 0	HOME	0- 0	0- 0	0- 0				
0- 0	0- 0	0- 0	AWAY	0- 0	0- 0	0- 0				
0- 0	0- 0	0- 0	NEUTRAL	0- 0	0- 0	0- 0				

RPI 1-25	RPI 26-50	RPI 51-100	RPI 101+	Team's RPI: 312
RPI S Opponent Score	RPI S Opponent Score	RPI S Opponent Score	RPI S Opponent Score	
	37  Arkansas 58  101		175  UAB 70  97	
			194  SMU 60  81	
			227  Louisiana 55  75	
			228  Louisiana Tech 54  79	
			236  Rice 50  81	
			351  La.-Monroe 72 69	
LAST 10 Division I				
	228  Louisiana Tech 54  79	37  Arkansas 58  101		
	351  La.-Monroe 72 69	194  SMU 60  81		
	236  Rice 50  81			
	175  UAB 70  97			
	227  Louisiana 55  75			

Non-Div I Games: Centenary (LA) 116 37

McNeese



Average RPI Win:	227	WON-LOST	WINNING	LAST 10	STRENGTH OF	OPP. STRENGTH	TEAM	ADJ.	CONF.	ADJ CONF.
Average RPI Loss:	135	RECORD	PCT. RANK	GAMES	SCHEDULE	OF SCHEDULE	RPI	RPI	RPI	RPI
DIV. I ONLY	7- 4	103	6-4	145	264	122	122	9	9	
DIV. I NON-CONF.	7- 4	102	6-4	145	265	122	122	9	9	
TOTALS	RPI 1-25	RPI 26-50	W-L RECORDS	RPI 51-100	RPI 101-150	RPI 150+				
7- 4	0- 0	0- 1	OVERALL	1- 1	0- 0	6- 2				
3- 2	0- 0	0- 0	HOME	0- 1	0- 0	3- 1				
3- 1	0- 0	0- 0	AWAY	1- 0	0- 0	2- 1				
1- 1	0- 0	0- 1	NEUTRAL	0- 0	0- 0	1- 0				
7- 4	0- 0	0- 1	NON-CONFERENCE	1- 1	0- 0	6- 2				
3- 2	0- 0	0- 0	HOME	0- 1	0- 0	3- 1				
3- 1	0- 0	0- 0	AWAY	1- 0	0- 0	2- 1				
1- 1	0- 0	0- 1	NEUTRAL	0- 0	0- 0	1- 0				
0- 0	0- 0	0- 0	CONFERENCE	0- 0	0- 0	0- 0				
0- 0	0- 0	0- 0	HOME	0- 0	0- 0	0- 0				
0- 0	0- 0	0- 0	AWAY	0- 0	0- 0	0- 0				
0- 0	0- 0	0- 0	NEUTRAL	0- 0	0- 0	0- 0				

RPI S	Opponent	Score	RPI S	Opponent	Score	RPI S	Opponent	Score	RPI S	Opponent	Score	Team's RPI: 122
34 N	LSU	58 89	87 A	Southern Ill.	70 66	175 H	UAB	77 52	186 H	Eastern Ky.	60 63	
			90 H	George Washington	63 64	220 N	Kansas St.	72 68	228 A	Louisiana Tech	74 83	
						249 A	Little Rock	68 50	254 A	Toledo	83 76	
						289 H	Arkansas St.	78 50	317 H	Alcorn	57 51	
LAST 10 Division I												
34 N	LSU	58 89	249 A	Little Rock	68 50							
220 N	Kansas St.	72 68	289 H	Arkansas St.	78 50							
254 A	Toledo	83 76	175 H	UAB	77 52							
87 A	Southern Ill.	70 66	228 A	Louisiana Tech	74 83							
90 H	George Washington	63 64	186 H	Eastern Ky.	60 63							

Non-Div I Games:

Memphis



Mercer

Through Games Of Dec. 17, 2019

Average RPI Win: <b>320</b>	WON-LOST	WINNING	LAST 10	STRENGTH OF	OPP. STRENGTH	TEAM	ADJ.	CONF.	ADJ CONF.
Average RPI Loss: <b>147</b>	RECORD	PCT. RANK	GAMES	SCHEDULE	OF SCHEDULE	RPI	RPI	RPI	RPI
DIV. I ONLY	2- 8	298	2-8	227	257	297	297	26	26
DIV. I NON-CONF.	2- 8	298	2-8	226	258	297	297	26	26
TOTALS	RPI 1-25	RPI 26-50	W-L RECORDS	RPI 51-100	RPI 101-150	RPI 150+			
2- 8	0- 0	0- 2	OVERALL	0- 1	0- 0	2- 5			
1- 3	0- 0	0- 1	HOME	0- 0	0- 0	1- 2			
1- 5	0- 0	0- 1	AWAY	0- 1	0- 0	1- 3			
0- 0	0- 0	0- 0	NEUTRAL	0- 0	0- 0	0- 0			
2- 8	0- 0	0- 2	NON-CONFERENCE	0- 1	0- 0	2- 5			
1- 3	0- 0	0- 1	HOME	0- 0	0- 0	1- 2			
1- 5	0- 0	0- 1	AWAY	0- 1	0- 0	1- 3			
0- 0	0- 0	0- 0	NEUTRAL	0- 0	0- 0	0- 0			
0- 0	0- 0	0- 0	CONFERENCE	0- 0	0- 0	0- 0			
0- 0	0- 0	0- 0	HOME	0- 0	0- 0	0- 0			
0- 0	0- 0	0- 0	AWAY	0- 0	0- 0	0- 0			
0- 0	0- 0	0- 0	NEUTRAL	0- 0	0- 0	0- 0			

RPI S	Opponent	Score	RPI S	Opponent	Score	RPI S	Opponent	Score	RPI S	Opponent	Score	Team's RPI: 297
45	H Western Ky.	62 75	49	A Georgia	60 76	75	A Alabama	56 111	174	A Florida	50 71	
									178	H Clemson	61 65	
									186	H Eastern Ky.	60 61	
									203	A Kennesaw St.	64 92	
									269	A Appalachian St.	68 77	
									290	H Ga. Southern	62 52	
									350	A South Carolina St.	66 55	
LAST 10 Division I												
350	A South Carolina St.	66 55	174	A Florida	50 71							
269	A Appalachian St.	68 77	178	H Clemson	61 65							
186	H Eastern Ky.	60 61	290	H Ga. Southern	62 52							
49	A Georgia	60 76	203	A Kennesaw St.	64 92							
75	A Alabama	56 111	45	H Western Ky.	62 75							

Non-Div I Games: LaGrange 74 47

Mercer

Loss, Non-Conf, S Site, H Home A Away N Neutral



Average RPI Win:	271	WON-LOST	WINNING	LAST 10	STRENGTH OF	OPP. STRENGTH	TEAM	ADJ.	CONF.	ADJ CONF.
Average RPI Loss:	114	RECORD	PCT. RANK	GAMES	SCHEDULE	OF SCHEDULE	RPI	RPI	RPI	RPI
DIV. I ONLY	3- 4	200	3-4	57	334	126	126	29	29	
DIV. I NON-CONF.	3- 4	200	3-4	56	334	126	126	29	29	
TOTALS	RPI 1-25	RPI 26-50	W-L RECORDS	RPI 51-100	RPI 101-150	RPI 150+				
3- 4	0- 0	0- 0	OVERALL	0- 1	0- 2	3- 1				
1- 1	0- 0	0- 0	HOME	0- 0	0- 1	1- 0				
2- 3	0- 0	0- 0	AWAY	0- 1	0- 1	2- 1				
0- 0	0- 0	0- 0	NEUTRAL	0- 0	0- 0	0- 0				
3- 4	0- 0	0- 0	NON-CONFERENCE	0- 1	0- 2	3- 1				
1- 1	0- 0	0- 0	HOME	0- 0	0- 1	1- 0				
2- 3	0- 0	0- 0	AWAY	0- 1	0- 1	2- 1				
0- 0	0- 0	0- 0	NEUTRAL	0- 0	0- 0	0- 0				
0- 0	0- 0	0- 0	CONFERENCE	0- 0	0- 0	0- 0				
0- 0	0- 0	0- 0	HOME	0- 0	0- 0	0- 0				
0- 0	0- 0	0- 0	AWAY	0- 0	0- 0	0- 0				
0- 0	0- 0	0- 0	NEUTRAL	0- 0	0- 0	0- 0				

RPI S	Opponent	Score	RPI S	Opponent	Score	RPI S	Opponent	Score	RPI S	Opponent	Score	Team's RPI: 126
						85	A Holy Cross	42 68	105	A Dartmouth	52 57	
									113	H Lehigh	68 72	
									152	A Illinois	72 75	
									159	A Massachusetts	79 64	
									315	A Brown	72 57	
									338	H New Hampshire	64 54	
LAST 10 Division I												
			338	H New Hampshire	64 54				152	A Illinois	72 75	
			105	A Dartmouth	52 57				315	A Brown	72 57	
			113	H Lehigh	68 72				85	A Holy Cross	42 68	
			159	A Massachusetts	79 64							

Non-Div I Games: Eastern Nazarene 82 50 Fisher 81 42

Merrimack



Average RPI Win:	128	WON-LOST	WINNING	LAST 10	STRENGTH OF	OPP. STRENGTH	TEAM	ADJ.	CONF.	ADJ CONF.
Average RPI Loss:	10	RECORD	PCT. RANK	GAMES	SCHEDULE	OF SCHEDULE	RPI	RPI	RPI	RPI
DIV. I ONLY	6- 3	88	6-3	14	61	43	43	3	3	
DIV. I NON-CONF.	6- 3	86	6-3	14	61	43	43	3	3	
TOTALS	RPI 1-25	RPI 26-50	W-L RECORDS	RPI 51-100	RPI 101-150	RPI 150+				
6- 3	0- 3	0- 0	OVERALL	3- 0	2- 0	1- 0				
5- 2	0- 2	0- 0	HOME	3- 0	1- 0	1- 0				
0- 1	0- 1	0- 0	AWAY	0- 0	0- 0	0- 0				
1- 0	0- 0	0- 0	NEUTRAL	0- 0	1- 0	0- 0				
6- 3	0- 3	0- 0	NON-CONFERENCE	3- 0	2- 0	1- 0				
5- 2	0- 2	0- 0	HOME	3- 0	1- 0	1- 0				
0- 1	0- 1	0- 0	AWAY	0- 0	0- 0	0- 0				
1- 0	0- 0	0- 0	NEUTRAL	0- 0	1- 0	0- 0				
0- 0	0- 0	0- 0	CONFERENCE	0- 0	0- 0	0- 0				
0- 0	0- 0	0- 0	HOME	0- 0	0- 0	0- 0				
0- 0	0- 0	0- 0	AWAY	0- 0	0- 0	0- 0				
0- 0	0- 0	0- 0	NEUTRAL	0- 0	0- 0	0- 0				

RPI 1-25				RPI 26-50		Team's RPI: 43		RPI 51-100				RPI 101+			
RPI	S	Opponent	Score	RPI	S	Opponent	Score	RPI	S	Opponent	Score	RPI	S	Opponent	Score
4	H	Oregon St.	53 75					82	H	IUPUI	74 65	104	N	N.C. A&T	68 67
11	H	Indiana	45 58					89	H	Binghamton	79 56	133	H	Miami (OH)	80 62
15	A	DePaul	83 89					91	H	North Florida	78 55	266	H	Jackson St.	83 68
LAST 10 Division I															
				89	H	Binghamton	79 56					11	H	Indiana	45 58
				82	H	IUPUI	74 65					133	H	Miami (OH)	80 62
				91	H	North Florida	78 55					4	H	Oregon St.	53 75
				266	H	Jackson St.	83 68					15	A	DePaul	83 89
												104	N	N.C. A&T	68 67

Non-Div I Games:

Miami (FL)

■ Loss, 
 ■ Non-Conf, S Site, 
 ■ Home 
 ■ Away 
 N Neutral



Average RPI Win:	255	WON-LOST	WINNING	LAST 10	STRENGTH OF	OPP. STRENGTH	TEAM	ADJ.	CONF.	ADJ CONF.
Average RPI Loss:	85	RECORD	PCT. RANK	GAMES	SCHEDULE	OF SCHEDULE	RPI	RPI	RPI	RPI
DIV. I ONLY	5- 5	164	5-5	224	77	133	133	11	11	
DIV. I NON-CONF.	5- 5	165	5-5	223	78	133	133	11	11	
TOTALS	RPI 1-25	RPI 26-50	W-L RECORDS	RPI 51-100	RPI 101-150	RPI 150+				
5- 5	0- 1	0- 1	OVERALL	0- 1	0- 1	5- 1				
1- 0	0- 0	0- 0	HOME	0- 0	0- 0	1- 0				
3- 4	0- 1	0- 1	AWAY	0- 1	0- 1	3- 0				
1- 1	0- 0	0- 0	NEUTRAL	0- 0	0- 0	1- 1				
5- 5	0- 1	0- 1	NON-CONFERENCE	0- 1	0- 1	5- 1				
1- 0	0- 0	0- 0	HOME	0- 0	0- 0	1- 0				
3- 4	0- 1	0- 1	AWAY	0- 1	0- 1	3- 0				
1- 1	0- 0	0- 0	NEUTRAL	0- 0	0- 0	1- 1				
0- 0	0- 0	0- 0	CONFERENCE	0- 0	0- 0	0- 0				
0- 0	0- 0	0- 0	HOME	0- 0	0- 0	0- 0				
0- 0	0- 0	0- 0	AWAY	0- 0	0- 0	0- 0				
0- 0	0- 0	0- 0	NEUTRAL	0- 0	0- 0	0- 0				

RPI 1-25				RPI 26-50				RPI 51-100				RPI 101+ Team's RPI: 133			
RPI	S	Opponent	Score	RPI	S	Opponent	Score	RPI	S	Opponent	Score	RPI	S	Opponent	Score
15	A	DePaul	79 98	43	A	Miami (FL)	62 80	52	A	Bradley	68 79	134	A	Cincinnati	68 98
												180	N	Liberty	53 65
												186	A	Eastern Ky.	75 57
												230	A	South Alabama	76 73
												239	N	Prairie View	65 52
												308	A	Pittsburgh	80 71
												314	H	UIC	85 35
LAST 10 Division I															
308	A	Pittsburgh	80 71	43	A	Miami (FL)	62 80	180	N	Liberty	53 65	314	H	UIC	85 35
134	A	Cincinnati	68 98	180	N	Liberty	53 65	52	A	Bradley	68 79	186	A	Eastern Ky.	75 57
230	A	South Alabama	76 73	314	H	UIC	85 35								
239	N	Prairie View	65 52												
15	A	DePaul	79 98												

Non-Div I Games:

Miami (OH)

■ Loss, 
 ■ Non-Conf, 
 ■ S Site, 
 ■ H Home 
 ■ A Away 
 N Neutral



Average RPI Win: 183		WON-LOST	WINNING	LAST 10	STRENGTH OF	OPP. STRENGTH	TEAM	ADJ.	CONF.	ADJ CONF.
Average RPI Loss: 69		RECORD	PCT. RANK	GAMES	SCHEDULE	OF SCHEDULE	RPI	RPI	RPI	RPI
DIV. I ONLY		9- 1	20	9-1	154	105	47	47	2	2
DIV. I NON-CONF.		9- 1	20	9-1	154	105	47	47	2	2
TOTALS	RPI 1-25		RPI 26-50		W-L RECORDS	RPI 51-100	RPI 101-150		RPI 150+	
9- 1	0- 0		0- 0		OVERALL	2- 1	2- 0		5- 0	
6- 1	0- 0		0- 0		HOME	1- 1	1- 0		4- 0	
2- 0	0- 0		0- 0		AWAY	0- 0	1- 0		1- 0	
1- 0	0- 0		0- 0		NEUTRAL	1- 0	0- 0		0- 0	
9- 1	0- 0		0- 0		NON-CONFERENCE	2- 1	2- 0		5- 0	
6- 1	0- 0		0- 0		HOME	1- 1	1- 0		4- 0	
2- 0	0- 0		0- 0		AWAY	0- 0	1- 0		1- 0	
1- 0	0- 0		0- 0		NEUTRAL	1- 0	0- 0		0- 0	
0- 0	0- 0		0- 0		CONFERENCE	0- 0	0- 0		0- 0	
0- 0	0- 0		0- 0		HOME	0- 0	0- 0		0- 0	
0- 0	0- 0		0- 0		AWAY	0- 0	0- 0		0- 0	
0- 0	0- 0		0- 0		NEUTRAL	0- 0	0- 0		0- 0	

RPI 1-25				Team's RPI: 47		RPI 51-100				RPI 101+					
RPI	S	Opponent	Score	RPI	S	Opponent	Score	RPI	S	Opponent	Score	RPI	S	Opponent	Score
								52	H	Bradley	77 57	121	H	Syracuse	84 76
								69	H	Notre Dame	72 76	137	A	Akron	80 71
								71	N	Kent St.	88 53	202	A	Eastern Mich.	57 38
												247	H	Oakland	79 64
												248	H	Western Mich.	76 55
												269	H	Appalachian St.	62 35
												299	H	Morgan St.	80 48
LAST 10 Division I															
				269	H	Appalachian St.	62 35	121	H	Syracuse	84 76				
				247	H	Oakland	79 64	299	H	Morgan St.	80 48				
				71	N	Kent St.	88 53	202	A	Eastern Mich.	57 38				
				52	H	Bradley	77 57	69	H	Notre Dame	72 76				
				248	H	Western Mich.	76 55	137	A	Akron	80 71				

Non-Div I Games:

Michigan

■ Loss, ■ Non-Conf, S Site, H Home A Away N Neutral



Average RPI Win:	235	WON-LOST	WINNING	LAST 10	STRENGTH OF	OPP. STRENGTH	TEAM	ADJ.	CONF.	ADJ CONF.
Average RPI Loss:	24	RECORD	PCT. RANK	GAMES	SCHEDULE	OF SCHEDULE	RPI	RPI	RPI	RPI
DIV. I ONLY	7- 2	55	7-2	277	45	102	102	2	2	
DIV. I NON-CONF.	7- 2	55	7-2	276	46	103	103	2	2	
TOTALS	RPI 1-25	RPI 26-50	W-L RECORDS	RPI 51-100	RPI 101-150	RPI 150+				
7- 2	0- 1	0- 1	OVERALL	1- 0	0- 0	6- 0				
5- 0	0- 0	0- 0	HOME	0- 0	0- 0	5- 0				
1- 1	0- 1	0- 0	AWAY	1- 0	0- 0	0- 0				
1- 1	0- 0	0- 1	NEUTRAL	0- 0	0- 0	1- 0				
7- 2	0- 1	0- 1	NON-CONFERENCE	1- 0	0- 0	6- 0				
5- 0	0- 0	0- 0	HOME	0- 0	0- 0	5- 0				
1- 1	0- 1	0- 0	AWAY	1- 0	0- 0	0- 0				
1- 1	0- 0	0- 1	NEUTRAL	0- 0	0- 0	1- 0				
0- 0	0- 0	0- 0	CONFERENCE	0- 0	0- 0	0- 0				
0- 0	0- 0	0- 0	HOME	0- 0	0- 0	0- 0				
0- 0	0- 0	0- 0	AWAY	0- 0	0- 0	0- 0				
0- 0	0- 0	0- 0	NEUTRAL	0- 0	0- 0	0- 0				

RPI 1-25				RPI 26-50				RPI 51-100				RPI 101+ Team's RPI: 102			
RPI	S	Opponent	Score	RPI	S	Opponent	Score	RPI	S	Opponent	Score	RPI	S	Opponent	Score
13	A	Florida St.	68 78	34	N	LSU	56 58	69	A	Notre Dame	72 69	202	H	Eastern Mich.	85 50
												220	N	Kansas St.	65 60
												247	H	Oakland	76 56
												288	H	Hartford	79 34
												294	H	Morehead St.	93 48
												322	H	Detroit Mercy	110 52
LAST 10 Division I															
294	H	Morehead St.	93 48	220	N	Kansas St.	65 60								
13	A	Florida St.	68 78	34	N	LSU	56 58								
322	H	Detroit Mercy	110 52	288	H	Hartford	79 34								
202	H	Eastern Mich.	85 50	247	H	Oakland	76 56								
				69	A	Notre Dame	72 69								

Non-Div I Games:

Michigan St.

■ Loss, 
 ■ Non-Conf, S Site, 
 ■ Home 
 ■ Away 
 N Neutral



Average RPI Win: 205		WON-LOST	WINNING	LAST 10	STRENGTH OF	OPP. STRENGTH	TEAM	ADJ.	CONF.	ADJ CONF.
Average RPI Loss: 61		RECORD	PCT. RANK	GAMES	SCHEDULE	OF SCHEDULE	RPI	RPI	RPI	RPI
DIV. I ONLY		6- 4	122	6-4	65	169	83	83	14	14
DIV. I NON-CONF.		6- 4	121	6-4	65	169	83	83	14	14
TOTALS		RPI 1-25	RPI 26-50	W-L RECORDS	RPI 51-100	RPI 101-150	RPI 150+			
6- 4	0- 1		0- 0	OVERALL	0- 2	2- 1	4- 0			
3- 1	0- 0		0- 0	HOME	0- 1	1- 0	2- 0			
2- 1	0- 0		0- 0	AWAY	0- 0	0- 1	2- 0			
1- 2	0- 1		0- 0	NEUTRAL	0- 1	1- 0	0- 0			
6- 4	0- 1		0- 0	NON-CONFERENCE	0- 2	2- 1	4- 0			
3- 1	0- 0		0- 0	HOME	0- 1	1- 0	2- 0			
2- 1	0- 0		0- 0	AWAY	0- 0	0- 1	2- 0			
1- 2	0- 1		0- 0	NEUTRAL	0- 1	1- 0	0- 0			
0- 0	0- 0		0- 0	CONFERENCE	0- 0	0- 0	0- 0			
0- 0	0- 0		0- 0	HOME	0- 0	0- 0	0- 0			
0- 0	0- 0		0- 0	AWAY	0- 0	0- 0	0- 0			
0- 0	0- 0		0- 0	NEUTRAL	0- 0	0- 0	0- 0			

RPI 1-25			
RPI	S	Opponent	Score
9	N	Gonzaga	50 62

RPI 26-50			
RPI	S	Opponent	Score

RPI 51-100 Team's RPI: 83			
RPI	S	Opponent	Score
54	H	Kentucky	52 67
70	N	Arizona St.	60 61

RPI 101+			
RPI	S	Opponent	Score
108	N	Auburn	73 50
109	H	Furman	78 62
112	A	Belmont	57 68
171	A	Tulane	64 62
256	H	Tennessee Tech	64 58
273	A	East Carolina	68 66
311	H	Lipscomb	70 49

LAST 10 Division I									
112	A	Belmont	57	68	9	N	Gonzaga	50	62
311	H	Lipscomb	70	49	108	N	Auburn	73	50
70	N	Arizona St.	60	61	109	H	Furman	78	62
54	H	Kentucky	52	67	256	H	Tennessee Tech	64	58
273	A	East Carolina	68	66	171	A	Tulane	64	62

Non-Div I Games:

Middle Tenn.

■ Loss, ■ Non-Conf, S Site, H Home A Away N Neutral



Average RPI Win:	229	WON-LOST	WINNING	LAST 10	STRENGTH OF	OPP. STRENGTH	TEAM	ADJ.	CONF.	ADJ CONF.
Average RPI Loss:	64	RECORD	PCT. RANK	GAMES	SCHEDULE	OF SCHEDULE	RPI	RPI	RPI	RPI
DIV. I ONLY	2- 7	288	2-7	47	55	204	204	15	15	
DIV. I NON-CONF.	2- 7	288	2-7	47	55	204	204	15	15	
TOTALS	RPI 1-25	RPI 26-50	W-L RECORDS	RPI 51-100	RPI 101-150	RPI 150+				
2- 7	0- 2	0- 2	OVERALL	0- 2	0- 0	2- 1				
2- 2	0- 0	0- 1	HOME	0- 1	0- 0	2- 0				
0- 5	0- 2	0- 1	AWAY	0- 1	0- 0	0- 1				
0- 0	0- 0	0- 0	NEUTRAL	0- 0	0- 0	0- 0				
2- 7	0- 2	0- 2	NON-CONFERENCE	0- 2	0- 0	2- 1				
2- 2	0- 0	0- 1	HOME	0- 1	0- 0	2- 0				
0- 5	0- 2	0- 1	AWAY	0- 1	0- 0	0- 1				
0- 0	0- 0	0- 0	NEUTRAL	0- 0	0- 0	0- 0				
0- 0	0- 0	0- 0	CONFERENCE	0- 0	0- 0	0- 0				
0- 0	0- 0	0- 0	HOME	0- 0	0- 0	0- 0				
0- 0	0- 0	0- 0	AWAY	0- 0	0- 0	0- 0				
0- 0	0- 0	0- 0	NEUTRAL	0- 0	0- 0	0- 0				

RPI 1-25				RPI 26-50				RPI 51-100				RPI 101+ Team's RPI: 204			
RPI	S	Opponent	Score	RPI	S	Opponent	Score	RPI	S	Opponent	Score	RPI	S	Opponent	Score
15	A	DePaul	65 94	42	A	Minnesota	61 77	64	A	Wisconsin	40 71	157	H	Northern Ill.	78 65
21	A	Purdue	55 68	50	H	Marquette	56 78	93	H	Bowling Green	51 63	160	A	Columbia	46 74
												300	H	Ark.-Pine Bluff	69 55
LAST 10 Division I															
93	H	Bowling Green	51 63	160	A	Columbia	46 74	15	A	DePaul	65 94	300	H	Ark.-Pine Bluff	69 55
50	H	Marquette	56 78	64	A	Wisconsin	40 71	42	A	Minnesota	61 77				
157	H	Northern Ill.	78 65												
21	A	Purdue	55 68												

Non-Div I Games: Wis.-Parkside 84 77

Milwaukee

■ Loss, 
 ■ Non-Conf, 
 ■ S Site, 
 ■ H Home 
 ■ A Away 
 N Neutral



Average RPI Win: 179		WON-LOST	WINNING	LAST 10	STRENGTH OF	OPP. STRENGTH	TEAM	ADJ.	CONF.	ADJ CONF.
Average RPI Loss: 3		RECORD	PCT. RANK	GAMES	SCHEDULE	OF SCHEDULE	RPI	RPI	RPI	RPI
DIV. I ONLY		9- 1	20	9-1	171	33	42	42	2	2
DIV. I NON-CONF.		9- 1	20	9-1	172	33	42	42	2	2
TOTALS	RPI 1-25	RPI 26-50		W-L RECORDS		RPI 51-100	RPI 101-150	RPI 150+		
9- 1	0- 1	0- 0		OVERALL		3- 0	1- 0	5- 0		
6- 1	0- 1	0- 0		HOME		1- 0	1- 0	4- 0		
3- 0	0- 0	0- 0		AWAY		2- 0	0- 0	1- 0		
0- 0	0- 0	0- 0		NEUTRAL		0- 0	0- 0	0- 0		
9- 1	0- 1	0- 0		NON-CONFERENCE		3- 0	1- 0	5- 0		
6- 1	0- 1	0- 0		HOME		1- 0	1- 0	4- 0		
3- 0	0- 0	0- 0		AWAY		2- 0	0- 0	1- 0		
0- 0	0- 0	0- 0		NEUTRAL		0- 0	0- 0	0- 0		
0- 0	0- 0	0- 0		CONFERENCE		0- 0	0- 0	0- 0		
0- 0	0- 0	0- 0		HOME		0- 0	0- 0	0- 0		
0- 0	0- 0	0- 0		AWAY		0- 0	0- 0	0- 0		
0- 0	0- 0	0- 0		NEUTRAL		0- 0	0- 0	0- 0		

RPI 1-25				Team's RPI: 42		RPI 51-100				RPI 101+					
RPI	S	Opponent	Score	RPI	S	Opponent	Score	RPI	S	Opponent	Score	RPI	S	Opponent	Score
3	H	Missouri St.	69 77					69	A	Notre Dame	75 67	132	H	Montana St.	71 60
								70	H	Arizona St.	80 66	204	H	Milwaukee	77 61
								90	A	George Washington	83 50	244	H	Vermont	90 58
												245	A	American	70 53
												257	H	UC Davis	76 67
												302	H	Bryant	101 56
LAST 10 Division I															
257	H	UC Davis	76 67	302	H	Bryant	101 56								
90	A	George Washington	83 50	132	H	Montana St.	71 60								
245	A	American	70 53	70	H	Arizona St.	80 66								
69	A	Notre Dame	75 67	204	H	Milwaukee	77 61								
3	H	Missouri St.	69 77	244	H	Vermont	90 58								

Non-Div I Games:

## Minnesota

■ Loss, ■ Non-Conf, S Site, H Home A Away N Neutral



## Mississippi St.

Through Games Of Dec. 17, 2019

Average RPI Win:	146	WON-LOST	WINNING	LAST 10	STRENGTH OF	OPP. STRENGTH	TEAM	ADJ.	CONF.	ADJ CONF.
Average RPI Loss:	28	RECORD	PCT. RANK	GAMES	SCHEDULE	OF SCHEDULE	RPI	RPI	RPI	RPI
DIV. I ONLY	9- 2	43	8-2	5	220	12	12	5	5	
DIV. I NON-CONF.	9- 2	43	8-2	5	219	12	12	5	5	
TOTALS	RPI 1-25	RPI 26-50	W-L RECORDS	RPI 51-100	RPI 101-150	RPI 150+				
9- 2	0- 1	1- 0	OVERALL	2- 1	3- 0	3- 0				
4- 1	0- 0	0- 0	HOME	1- 1	2- 0	1- 0				
3- 0	0- 0	1- 0	AWAY	0- 0	0- 0	2- 0				
2- 1	0- 1	0- 0	NEUTRAL	1- 0	1- 0	0- 0				
9- 2	0- 1	1- 0	NON-CONFERENCE	2- 1	3- 0	3- 0				
4- 1	0- 0	0- 0	HOME	1- 1	2- 0	1- 0				
3- 0	0- 0	1- 0	AWAY	0- 0	0- 0	2- 0				
2- 1	0- 1	0- 0	NEUTRAL	1- 0	1- 0	0- 0				
0- 0	0- 0	0- 0	CONFERENCE	0- 0	0- 0	0- 0				
0- 0	0- 0	0- 0	HOME	0- 0	0- 0	0- 0				
0- 0	0- 0	0- 0	AWAY	0- 0	0- 0	0- 0				
0- 0	0- 0	0- 0	NEUTRAL	0- 0	0- 0	0- 0				

RPI 1-25				Team's RPI: 12		RPI 26-50				RPI 51-100				RPI 101+			
RPI	S	Opponent	Score	RPI	S	Opponent	Score	RPI	S	Opponent	Score	RPI	S	Opponent	Score		
2	N	Stanford	62 67	50	A	Marquette	74 68	53	H	West Virginia	65 71	128	H	Murray St.	124 43		
								84	H	Troy	122 82	131	N	San Francisco	73 38		
								94	N	Green Bay	83 58	150	H	UT Martin	82 46		
												181	H	Southern Miss.	91 58		
												227	A	Louisiana	64 48		
												266	A	Jackson St.	92 53		
LAST 10 Division I																	
227	A	Louisiana	64 48	131	N	San Francisco	73 38										
53	H	West Virginia	65 71	50	A	Marquette	74 68										
2	N	Stanford	62 67	266	A	Jackson St.	92 53										
94	N	Green Bay	83 58	84	H	Troy	122 82										
150	H	UT Martin	82 46	128	H	Murray St.	124 43										

Non-Div I Games:

Mississippi St.

■ Loss, 
 ■ Non-Conf, 
 ■ S Site, 
 ■ H Home 
 ■ A Away 
 N Neutral



Average RPI Win:	349	WON-LOST	WINNING	LAST 10	STRENGTH OF	OPP. STRENGTH	TEAM	ADJ.	CONF.	ADJ CONF.
Average RPI Loss:	211	RECORD	PCT. RANK	GAMES	SCHEDULE	OF SCHEDULE	RPI	RPI	RPI	RPI
DIV. I ONLY	1- 8	325	1-8	248	345	339	339	28	28	
DIV. I NON-CONF.	1- 8	325	1-8	248	345	339	339	28	28	
TOTALS	RPI 1-25	RPI 26-50	W-L RECORDS	RPI 51-100	RPI 101-150	RPI 150+				
1- 8	0- 0	0- 0	OVERALL	0- 0	0- 2	1- 6				
1- 2	0- 0	0- 0	HOME	0- 0	0- 2	1- 0				
0- 5	0- 0	0- 0	AWAY	0- 0	0- 0	0- 5				
0- 1	0- 0	0- 0	NEUTRAL	0- 0	0- 0	0- 1				
1- 8	0- 0	0- 0	NON-CONFERENCE	0- 0	0- 2	1- 6				
1- 2	0- 0	0- 0	HOME	0- 0	0- 2	1- 0				
0- 5	0- 0	0- 0	AWAY	0- 0	0- 0	0- 5				
0- 1	0- 0	0- 0	NEUTRAL	0- 0	0- 0	0- 1				
0- 0	0- 0	0- 0	CONFERENCE	0- 0	0- 0	0- 0				
0- 0	0- 0	0- 0	HOME	0- 0	0- 0	0- 0				
0- 0	0- 0	0- 0	AWAY	0- 0	0- 0	0- 0				
0- 0	0- 0	0- 0	NEUTRAL	0- 0	0- 0	0- 0				

RPI 1-25			RPI 26-50			RPI 51-100			RPI 101+			Team's RPI: 339
RPI	S	Opponent	Score	RPI	S	Opponent	Score	RPI	S	Opponent	Score	
								128	H	Murray St.	66	72
								140	H	Austin Peay	82	100
								173	A	Wyoming	22	95
								181	A	Southern Miss.	80	84
								238	A	North Ala.	60	86
								263	N	Omaha	70	78
								282	A	Colorado St.	46	65
								285	A	Ole Miss	53	72
								349	H	Florida A&M	71	70
LAST 10 Division I												
282	A	Colorado St.	46	65	181	A	Southern Miss.	80	84			
173	A	Wyoming	22	95	140	H	Austin Peay	82	100			
349	H	Florida A&M	71	70	128	H	Murray St.	66	72			
263	N	Omaha	70	78	238	A	North Ala.	60	86			
					285	A	Ole Miss	53	72			

Non-Div I Games:

Mississippi Val.

■ Loss, 
 ■ Non-Conf, 
 ■ S Site, 
 ■ H Home 
 ■ A Away 
 N Neutral



Average RPI Win:	156	WON-LOST	WINNING	LAST 10	STRENGTH OF	OPP. STRENGTH	TEAM	ADJ.	CONF.	ADJ CONF.
Average RPI Loss:	76	RECORD	PCT. RANK	GAMES	SCHEDULE	OF SCHEDULE	RPI	RPI	RPI	RPI
DIV. I ONLY	3- 8	263	2-8	25	75	162	162	5	5	
DIV. I NON-CONF.	3- 8	262	2-8	25	76	162	162	5	5	
TOTALS	RPI 1-25	RPI 26-50	W-L RECORDS	RPI 51-100	RPI 101-150	RPI 150+				
3- 8	0- 2	1- 0	OVERALL	0- 4	0- 1	2- 1				
3- 2	0- 0	1- 0	HOME	0- 2	0- 0	2- 0				
0- 4	0- 2	0- 0	AWAY	0- 1	0- 0	0- 1				
0- 2	0- 0	0- 0	NEUTRAL	0- 1	0- 1	0- 0				
3- 8	0- 2	1- 0	NON-CONFERENCE	0- 4	0- 1	2- 1				
3- 2	0- 0	1- 0	HOME	0- 2	0- 0	2- 0				
0- 4	0- 2	0- 0	AWAY	0- 1	0- 0	0- 1				
0- 2	0- 0	0- 0	NEUTRAL	0- 1	0- 1	0- 0				
0- 0	0- 0	0- 0	CONFERENCE	0- 0	0- 0	0- 0				
0- 0	0- 0	0- 0	HOME	0- 0	0- 0	0- 0				
0- 0	0- 0	0- 0	AWAY	0- 0	0- 0	0- 0				
0- 0	0- 0	0- 0	NEUTRAL	0- 0	0- 0	0- 0				

RPI 1-25				RPI 26-50				RPI 51-100				RPI 101+ Team's RPI: 162			
RPI	S	Opponent	Score	RPI	S	Opponent	Score	RPI	S	Opponent	Score	RPI	S	Opponent	Score
3	A	Missouri St.	72 79	29	H	Saint Louis	83 58	51	H	UNI	73 78	116	N	New Mexico	68 71
19	A	South Dakota	56 72					80	N	North Carolina	69 82	158	A	UMKC	56 59
								88	H	Nebraska	85 90	187	H	Western Ill.	97 89
								94	A	Green Bay	64 72	253	H	SIUE	68 51
LAST 10 Division I															
3	A	Missouri St.	72 79	253	H	SIUE	68 51	19	A	South Dakota	56 72				
158	A	UMKC	56 59	94	A	Green Bay	64 72	51	H	UNI	73 78				
29	H	Saint Louis	83 58	88	H	Nebraska	85 90								
80	N	North Carolina	69 82												
116	N	New Mexico	68 71												

Non-Div I Games:

Missouri



Average RPI Win: 107		WON-LOST	WINNING	LAST 10	STRENGTH OF	OPP. STRENGTH	TEAM	ADJ.	CONF.	ADJ CONF.
Average RPI Loss: 4		RECORD	PCT. RANK	GAMES	SCHEDULE	OF SCHEDULE	RPI	RPI	RPI	RPI
DIV. I ONLY		9- 1	20	9-1	10	28	3	3	7	7
DIV. I NON-CONF.		9- 1	20	9-1	11	28	3	3	7	7
TOTALS	RPI 1-25		RPI 26-50		W-L RECORDS	RPI 51-100	RPI 101-150		RPI 150+	
9- 1	1- 1		2- 0		OVERALL	1- 0	2- 0		3- 0	
5- 0	0- 0		0- 0		HOME	0- 0	2- 0		3- 0	
4- 1	1- 1		2- 0		AWAY	1- 0	0- 0		0- 0	
0- 0	0- 0		0- 0		NEUTRAL	0- 0	0- 0		0- 0	
9- 1	1- 1		2- 0		NON-CONFERENCE	1- 0	2- 0		3- 0	
5- 0	0- 0		0- 0		HOME	0- 0	2- 0		3- 0	
4- 1	1- 1		2- 0		AWAY	1- 0	0- 0		0- 0	
0- 0	0- 0		0- 0		NEUTRAL	0- 0	0- 0		0- 0	
0- 0	0- 0		0- 0		CONFERENCE	0- 0	0- 0		0- 0	
0- 0	0- 0		0- 0		HOME	0- 0	0- 0		0- 0	
0- 0	0- 0		0- 0		AWAY	0- 0	0- 0		0- 0	
0- 0	0- 0		0- 0		NEUTRAL	0- 0	0- 0		0- 0	

RPI 1-25				Team's RPI: 3		RPI 26-50				RPI 51-100				RPI 101+					
RPI	S	Opponent	Score		RPI	S	Opponent	Score		RPI	S	Opponent	Score		RPI	S	Opponent	Score	
4	A	Oregon St.	69	80	40	A	Oklahoma	96	90	66	A	Boise St.	72	69	138	H	Santa Clara	71	64
19	A	South Dakota	74	66	42	A	Minnesota	77	69						143	H	Wichita St.	68	55
															158	H	UMKC	83	58
															162	H	Missouri	79	72
															198	H	A&M-Corpus Christi	79	51
LAST 10 Division I																			
162	H	Missouri	79	72	4	A	Oregon St.	69	80										
143	H	Wichita St.	68	55	40	A	Oklahoma	96	90										
158	H	UMKC	83	58	66	A	Boise St.	72	69										
19	A	South Dakota	74	66	198	H	A&M-Corpus Christi	79	51										
138	H	Santa Clara	71	64	42	A	Minnesota	77	69										

Non-Div I Games:

Missouri St.

■ Loss, ■ Non-Conf, S Site, H Home A Away N Neutral



Average RPI Win:	275	WON-LOST	WINNING	LAST 10	STRENGTH OF	OPP. STRENGTH	TEAM	ADJ.	CONF.	ADJ CONF.
Average RPI Loss:	84	RECORD	PCT. RANK	GAMES	SCHEDULE	OF SCHEDULE	RPI	RPI	RPI	RPI
DIV. I ONLY	3- 5	219	3-5	37	249	144	144	19	19	
DIV. I NON-CONF.	2- 5	253	2-5	18	251	146	146	19	19	
TOTALS	RPI 1-25	RPI 26-50	W-L RECORDS	RPI 51-100	RPI 101-150	RPI 150+				
3- 5	0- 1	0- 1	OVERALL	0- 1	0- 1	3- 1				
2- 1	0- 0	0- 1	HOME	0- 0	0- 0	2- 0				
0- 4	0- 1	0- 0	AWAY	0- 1	0- 1	0- 1				
1- 0	0- 0	0- 0	NEUTRAL	0- 0	0- 0	1- 0				
2- 5	0- 1	0- 1	NON-CONFERENCE	0- 1	0- 1	2- 1				
1- 1	0- 0	0- 1	HOME	0- 0	0- 0	1- 0				
0- 4	0- 1	0- 0	AWAY	0- 1	0- 1	0- 1				
1- 0	0- 0	0- 0	NEUTRAL	0- 0	0- 0	1- 0				
1- 0	0- 0	0- 0	CONFERENCE	0- 0	0- 0	1- 0				
1- 0	0- 0	0- 0	HOME	0- 0	0- 0	1- 0				
0- 0	0- 0	0- 0	AWAY	0- 0	0- 0	0- 0				
0- 0	0- 0	0- 0	NEUTRAL	0- 0	0- 0	0- 0				

RPI	S	Opponent	Score	RPI	S	Opponent	Score	RPI	S	Opponent	Score	RPI	S	Opponent	Score	Team's RPI: 144
6	A	Princeton	40 52	38	H	Providence	52 68	58	A	Arizona	34 86	107	A	Bucknell	37 71	
												211	A	San Diego	49 57	
												234	H	Lafayette	52 44	
												255	H	Manhattan	62 60	
												335	N	Purdue Fort Wayne	60 46	
LAST 10 Division I																
255	H	Manhattan	62 60	6	A	Princeton	40 52									
234	H	Lafayette	52 44	38	H	Providence	52 68									
58	A	Arizona	34 86	107	A	Bucknell	37 71									
335	N	Purdue Fort Wayne	60 46													
211	A	San Diego	49 57													

Non-Div I Games:



Montana

Through Games Of Dec. 17, 2019

Average RPI Win:	284	WON-LOST	WINNING	LAST 10	STRENGTH OF	OPP. STRENGTH	TEAM	ADJ.	CONF.	ADJ CONF.
Average RPI Loss:	96	RECORD	PCT. RANK	GAMES	SCHEDULE	OF SCHEDULE	RPI	RPI	RPI	RPI
DIV. I ONLY	3- 4	200	3-4	112	295	179	179	18	18	
DIV. I NON-CONF.	3- 4	200	3-4	110	294	175	175	18	18	
TOTALS	RPI 1-25	RPI 26-50	W-L RECORDS	RPI 51-100	RPI 101-150	RPI 150+				
3- 4	0- 1	0- 0	OVERALL	0- 1	0- 1	3- 1				
1- 2	0- 0	0- 0	HOME	0- 1	0- 0	1- 1				
2- 1	0- 1	0- 0	AWAY	0- 0	0- 0	2- 0				
0- 1	0- 0	0- 0	NEUTRAL	0- 0	0- 1	0- 0				
3- 4	0- 1	0- 0	NON-CONFERENCE	0- 1	0- 1	3- 1				
1- 2	0- 0	0- 0	HOME	0- 1	0- 0	1- 1				
2- 1	0- 1	0- 0	AWAY	0- 0	0- 0	2- 0				
0- 1	0- 0	0- 0	NEUTRAL	0- 0	0- 1	0- 0				
0- 0	0- 0	0- 0	CONFERENCE	0- 0	0- 0	0- 0				
0- 0	0- 0	0- 0	HOME	0- 0	0- 0	0- 0				
0- 0	0- 0	0- 0	AWAY	0- 0	0- 0	0- 0				
0- 0	0- 0	0- 0	NEUTRAL	0- 0	0- 0	0- 0				

RPI 1-25				RPI 26-50				RPI 51-100				RPI 101+ Team's RPI: 179			
RPI	S	Opponent	Score	RPI	S	Opponent	Score	RPI	S	Opponent	Score	RPI	S	Opponent	Score
19	A	South Dakota	64 96					58	H	Arizona	42 77	138	N	Santa Clara	58 68
												170	H	Fresno St.	63 76
												225	A	Cal St. Fullerton	71 69
												279	H	Grand Canyon	72 67
												347	A	Utah Valley	63 52
LAST 10 Division I															
225	A	Cal St. Fullerton	71 69	19	A	South Dakota	64 96	138	N	Santa Clara	58 68	347	A	Utah Valley	63 52
58	H	Arizona	42 77												
279	H	Grand Canyon	72 67												
170	H	Fresno St.	63 76												

Non-Div I Games: Mont. St.-Northern 98 45

Montana

Loss, Non-Conf, S Site, H Home A Away N Neutral



Average RPI Win: 301		WON-LOST	WINNING	LAST 10	STRENGTH OF	OPP. STRENGTH	TEAM	ADJ.	CONF.	ADJ CONF.
Average RPI Loss: 57		RECORD	PCT. RANK	GAMES	SCHEDULE	OF SCHEDULE	RPI	RPI	RPI	RPI
DIV. I ONLY		2- 3	208	2-3	48	245	132	132	18	18
DIV. I NON-CONF.		2- 3	208	2-3	48	247	132	132	18	18
TOTALS		RPI 1-25	RPI 26-50	W-L RECORDS	RPI 51-100	RPI 101-150	RPI 150+			
2- 3	0- 1		0- 1	OVERALL	0- 0	0- 1	2- 0			
1- 1	0- 1		0- 0	HOME	0- 0	0- 0	1- 0			
1- 2	0- 0		0- 1	AWAY	0- 0	0- 1	1- 0			
0- 0	0- 0		0- 0	NEUTRAL	0- 0	0- 0	0- 0			
2- 3	0- 1		0- 1	NON-CONFERENCE	0- 0	0- 1	2- 0			
1- 1	0- 1		0- 0	HOME	0- 0	0- 0	1- 0			
1- 2	0- 0		0- 1	AWAY	0- 0	0- 1	1- 0			
0- 0	0- 0		0- 0	NEUTRAL	0- 0	0- 0	0- 0			
0- 0	0- 0		0- 0	CONFERENCE	0- 0	0- 0	0- 0			
0- 0	0- 0		0- 0	HOME	0- 0	0- 0	0- 0			
0- 0	0- 0		0- 0	AWAY	0- 0	0- 0	0- 0			
0- 0	0- 0		0- 0	NEUTRAL	0- 0	0- 0	0- 0			

RPI 1-25				RPI 26-50				RPI 51-100				RPI 101+				Team's RPI: 132	
RPI	S	Opponent	Score	RPI	S	Opponent	Score	RPI	S	Opponent	Score	RPI	S	Opponent	Score		
9	H	Gonzaga	55 70	42	A	Minnesota	60 71					119	A	South Dakota St.	50 60		
												257	H	UC Davis	77 65		
												344	A	Seattle U	73 65		
LAST 10 Division I																	
								9	H	Gonzaga	55 70						
								344	A	Seattle U	73 65						
								42	A	Minnesota	60 71						
								119	A	South Dakota St.	50 60						
								257	H	UC Davis	77 65						

Non-Div I Games:	Carroll (MT)	67	33	Mont. St.-Northern	93	34
------------------	--------------	----	----	--------------------	----	----

Montana St.

■ Loss, ■ Non-Conf, S Site, H Home A Away N Neutral



Average RPI Win:	230	WON-LOST	WINNING	LAST 10	STRENGTH OF	OPP. STRENGTH	TEAM	ADJ.	CONF.	ADJ CONF.
Average RPI Loss:	116	RECORD	PCT. RANK	GAMES	SCHEDULE	OF SCHEDULE	RPI	RPI	RPI	RPI
DIV. I ONLY	2- 7	288	2-7	207	171	294	294	21	21	
DIV. I NON-CONF.	2- 7	288	2-7	206	171	295	295	21	21	
TOTALS	RPI 1-25	RPI 26-50	W-L RECORDS	RPI 51-100	RPI 101-150	RPI 150+				
2- 7	0- 0	0- 0	OVERALL	0- 2	0- 4	2- 1				
2- 2	0- 0	0- 0	HOME	0- 0	0- 1	2- 1				
0- 5	0- 0	0- 0	AWAY	0- 2	0- 3	0- 0				
0- 0	0- 0	0- 0	NEUTRAL	0- 0	0- 0	0- 0				
2- 7	0- 0	0- 0	NON-CONFERENCE	0- 2	0- 4	2- 1				
2- 2	0- 0	0- 0	HOME	0- 0	0- 1	2- 1				
0- 5	0- 0	0- 0	AWAY	0- 2	0- 3	0- 0				
0- 0	0- 0	0- 0	NEUTRAL	0- 0	0- 0	0- 0				
0- 0	0- 0	0- 0	CONFERENCE	0- 0	0- 0	0- 0				
0- 0	0- 0	0- 0	HOME	0- 0	0- 0	0- 0				
0- 0	0- 0	0- 0	AWAY	0- 0	0- 0	0- 0				
0- 0	0- 0	0- 0	NEUTRAL	0- 0	0- 0	0- 0				

RPI 1-25			RPI 26-50			RPI 51-100			RPI 101+			Team's RPI: 294
RPI	S	Opponent	Score	RPI	S	Opponent	Score	RPI	S	Opponent	Score	
						54 A Kentucky	54 79	102 A Michigan St.		48 93		
						93 A Bowling Green	65 79	104 H N.C. A&T		56 74		
								124 A Dayton		41 58		
								139 A Valparaiso		53 55		
								167 H Saint Francis (PA)		65 54		
								197 H Stetson		55 58		
								292 H Radford		73 62		
LAST 10 Division I												
139 A Valparaiso		53 55	54 A Kentucky		54 79	167 H Saint Francis (PA)		65 54				
102 A Michigan St.		48 93	197 H Stetson		55 58	93 A Bowling Green		65 79				
124 A Dayton		41 58										
292 H Radford		73 62										
104 H N.C. A&T		56 74										

Non-Div I Games: Midway 107 55

Morehead St.



Average RPI Win:	309	WON-LOST	WINNING	LAST 10	STRENGTH OF	OPP. STRENGTH	TEAM	ADJ.	CONF.	ADJ CONF.
Average RPI Loss:	204	RECORD	PCT. RANK	GAMES	SCHEDULE	OF SCHEDULE	RPI	RPI	RPI	RPI
DIV. I ONLY	1- 7	316	1-7	215	341	299	299	31	31	
DIV. I NON-CONF.	1- 7	315	1-7	214	341	299	299	31	31	
TOTALS	RPI 1-25	RPI 26-50	W-L RECORDS	RPI 51-100	RPI 101-150	RPI 150+				
1- 7	0- 0	0- 2	OVERALL	0- 1	0- 0	1- 4				
0- 0	0- 0	0- 0	HOME	0- 0	0- 0	0- 0				
1- 7	0- 0	0- 2	AWAY	0- 1	0- 0	1- 4				
0- 0	0- 0	0- 0	NEUTRAL	0- 0	0- 0	0- 0				
1- 7	0- 0	0- 2	NON-CONFERENCE	0- 1	0- 0	1- 4				
0- 0	0- 0	0- 0	HOME	0- 0	0- 0	0- 0				
1- 7	0- 0	0- 2	AWAY	0- 1	0- 0	1- 4				
0- 0	0- 0	0- 0	NEUTRAL	0- 0	0- 0	0- 0				
0- 0	0- 0	0- 0	CONFERENCE	0- 0	0- 0	0- 0				
0- 0	0- 0	0- 0	HOME	0- 0	0- 0	0- 0				
0- 0	0- 0	0- 0	AWAY	0- 0	0- 0	0- 0				
0- 0	0- 0	0- 0	NEUTRAL	0- 0	0- 0	0- 0				

RPI S	Opponent	Score	RPI S	Opponent	Score	RPI S	Opponent	Score	RPI S	Opponent	Score	Team's RPI: 299
47	A Michigan	48 80	48	80	88	A Nebraska	55 78	55	78	263	A Omaha	64 70
50	A Marquette	48 70	48	70						309	A Marshall	57 52
										319	A Saint Peter's	77 78
										331	A UMBC	63 65
										333	A Hofstra	39 51
LAST 10 Division I												
333	A Hofstra	39 51	39	51	331	A UMBC	63 65	63	65			
47	A Michigan	48 80	48	80	88	A Nebraska	55 78	55	78			
319	A Saint Peter's	77 78	77	78	50	A Marquette	48 70	48	70			
309	A Marshall	57 52	57	52								
263	A Omaha	64 70	64	70								

Non-Div I Games: Washington Adventis84 52 Notre Dame (MD) 113 34

Morgan St.



## Mt. St. Mary's

Through Games Of Dec. 17, 2019

Average RPI Win:	302	WON-LOST	WINNING	LAST 10	STRENGTH OF	OPP. STRENGTH	TEAM	ADJ.	CONF.	ADJ CONF.
Average RPI Loss:	142	RECORD	PCT. RANK	GAMES	SCHEDULE	OF SCHEDULE	RPI	RPI	RPI	RPI
DIV. I ONLY	3- 5	219	3-5	274	229	265	265	29	29	
DIV. I NON-CONF.	3- 5	219	3-5	273	229	266	266	29	29	
TOTALS	RPI 1-25	RPI 26-50	W-L RECORDS	RPI 51-100	RPI 101-150	RPI 150+				
3- 5	0- 1	0- 0	OVERALL	0- 1	0- 1	3- 2				
2- 1	0- 0	0- 0	HOME	0- 0	0- 1	2- 0				
1- 4	0- 1	0- 0	AWAY	0- 1	0- 0	1- 2				
0- 0	0- 0	0- 0	NEUTRAL	0- 0	0- 0	0- 0				
3- 5	0- 1	0- 0	NON-CONFERENCE	0- 1	0- 1	3- 2				
2- 1	0- 0	0- 0	HOME	0- 0	0- 1	2- 0				
1- 4	0- 1	0- 0	AWAY	0- 1	0- 0	1- 2				
0- 0	0- 0	0- 0	NEUTRAL	0- 0	0- 0	0- 0				
0- 0	0- 0	0- 0	CONFERENCE	0- 0	0- 0	0- 0				
0- 0	0- 0	0- 0	HOME	0- 0	0- 0	0- 0				
0- 0	0- 0	0- 0	AWAY	0- 0	0- 0	0- 0				
0- 0	0- 0	0- 0	NEUTRAL	0- 0	0- 0	0- 0				

RPI 1-25				RPI 26-50				RPI 51-100				RPI 101+				Team's RPI: 265
RPI	S	Opponent	Score	RPI	S	Opponent	Score	RPI	S	Opponent	Score	RPI	S	Opponent	Score	
11	A	Indiana	52 75					54	A	Kentucky	44 67	113	H	Lehigh	65 66	
												261	A	UMES	76 78	
												270	A	Towson	57 73	
												283	H	Loyola Maryland	81 75	
												292	A	Radford	75 58	
												331	H	UMBC	71 61	
LAST 10 Division I																
292	A	Radford	75 58	261	A	UMES	76 78									
331	H	UMBC	71 61	113	H	Lehigh	65 66									
270	A	Towson	57 73	283	H	Loyola Maryland	81 75									
11	A	Indiana	52 75													
54	A	Kentucky	44 67													

Non-Div I Games: Frostburg St. 94 40

Mt. St. Mary's

■ Loss, 
 ■ Non-Conf, 
 ■ S Site, 
 ■ H Home 
 ■ A Away 
 N Neutral



Average RPI Win:	305	WON-LOST	WINNING	LAST 10	STRENGTH OF	OPP. STRENGTH	TEAM	ADJ.	CONF.	ADJ CONF.
Average RPI Loss:	35	RECORD	PCT. RANK	GAMES	SCHEDULE	OF SCHEDULE	RPI	RPI	RPI	RPI
DIV. I ONLY	5- 3	111	5-3	285	95	128	128	21	21	
DIV. I NON-CONF.	5- 3	108	5-3	284	95	128	128	21	21	
TOTALS	RPI 1-25	RPI 26-50	W-L RECORDS	RPI 51-100	RPI 101-150	RPI 150+				
5- 3	0- 2	0- 0	OVERALL	0- 1	0- 0	5- 0				
2- 0	0- 0	0- 0	HOME	0- 0	0- 0	2- 0				
3- 3	0- 2	0- 0	AWAY	0- 1	0- 0	3- 0				
0- 0	0- 0	0- 0	NEUTRAL	0- 0	0- 0	0- 0				
5- 3	0- 2	0- 0	NON-CONFERENCE	0- 1	0- 0	5- 0				
2- 0	0- 0	0- 0	HOME	0- 0	0- 0	2- 0				
3- 3	0- 2	0- 0	AWAY	0- 1	0- 0	3- 0				
0- 0	0- 0	0- 0	NEUTRAL	0- 0	0- 0	0- 0				
0- 0	0- 0	0- 0	CONFERENCE	0- 0	0- 0	0- 0				
0- 0	0- 0	0- 0	HOME	0- 0	0- 0	0- 0				
0- 0	0- 0	0- 0	AWAY	0- 0	0- 0	0- 0				
0- 0	0- 0	0- 0	NEUTRAL	0- 0	0- 0	0- 0				

RPI 1-25				RPI 26-50				RPI 51-100				RPI 101+ Team's RPI: 128			
RPI	S	Opponent	Score	RPI	S	Opponent	Score	RPI	S	Opponent	Score	RPI	S	Opponent	Score
5	A	Louisville	40 76					87	A	Southern Ill.	66 76	252	H	Indiana St.	70 62
12	A	Mississippi St.	43 124									289	H	Arkansas St.	77 62
												311	A	Lipscomb	67 57
												334	A	Evansville	61 59
												339	A	Mississippi Val.	72 66
LAST 10 Division I															
12	A	Mississippi St.	43 124	87	A	Southern Ill.	66 76	252	H	Indiana St.	70 62				
339	A	Mississippi Val.	72 66	334	A	Evansville	61 59	289	H	Arkansas St.	77 62				
5	A	Louisville	40 76	311	A	Lipscomb	67 57								

Non-Div I Games: Christian Bros. 95 59

Murray St.

■ Loss, 
 ■ Non-Conf, S Site, 
 ■ Home 
 ■ Away 
 N Neutral



Average RPI Win:	241	WON-LOST	WINNING	LAST 10	STRENGTH OF	OPP. STRENGTH	TEAM	ADJ.	CONF.	ADJ CONF.
Average RPI Loss:	62	RECORD	PCT. RANK	GAMES	SCHEDULE	OF SCHEDULE	RPI	RPI	RPI	RPI
DIV. I ONLY	4- 4	164	4-4	119	80	104	104	31	31	
DIV. I NON-CONF.	4- 4	165	4-4	117	81	105	105	31	31	
TOTALS	RPI 1-25	RPI 26-50	W-L RECORDS	RPI 51-100	RPI 101-150	RPI 150+				
4- 4	0- 1	0- 2	OVERALL	0- 0	1- 1	3- 0				
2- 0	0- 0	0- 0	HOME	0- 0	1- 0	1- 0				
1- 3	0- 1	0- 1	AWAY	0- 0	0- 1	1- 0				
1- 1	0- 0	0- 1	NEUTRAL	0- 0	0- 0	1- 0				
4- 4	0- 1	0- 2	NON-CONFERENCE	0- 0	1- 1	3- 0				
2- 0	0- 0	0- 0	HOME	0- 0	1- 0	1- 0				
1- 3	0- 1	0- 1	AWAY	0- 0	0- 1	1- 0				
1- 1	0- 0	0- 1	NEUTRAL	0- 0	0- 0	1- 0				
0- 0	0- 0	0- 0	CONFERENCE	0- 0	0- 0	0- 0				
0- 0	0- 0	0- 0	HOME	0- 0	0- 0	0- 0				
0- 0	0- 0	0- 0	AWAY	0- 0	0- 0	0- 0				
0- 0	0- 0	0- 0	NEUTRAL	0- 0	0- 0	0- 0				

RPI 1-25				RPI 26-50				RPI 51-100				RPI 101+ Team's RPI: 104			
RPI	S	Opponent	Score	RPI	S	Opponent	Score	RPI	S	Opponent	Score	RPI	S	Opponent	Score
20	A	NC State	44 80	43	N	Miami (FL)	67 68					123	H	UNC Greensboro	57 48
				49	A	Georgia	54 72					137	A	Akron	52 64
												259	H	ETSU	80 69
												289	N	Arkansas St.	55 50
												294	A	Morehead St.	74 56
LAST 10 Division I															
137	A	Akron	52 64	294	A	Morehead St.	74 56								
123	H	UNC Greensboro	57 48	289	N	Arkansas St.	55 50								
20	A	NC State	44 80	43	N	Miami (FL)	67 68								
				259	H	ETSU	80 69								
				49	A	Georgia	54 72								

Non-Div I Games: Saint Augustine's 75 44 Johnson &amp; Wales (NC121 61

N.C. A&amp;T

Loss, Non-Conf, S Site, H Home A Away N Neutral



N.C. Central

Through Games Of Dec. 17, 2019

Average RPI Win:	192	WON-LOST	WINNING	LAST 10	STRENGTH OF	OPP. STRENGTH	TEAM	ADJ.	CONF.	ADJ CONF.
Average RPI Loss:	191	RECORD	PCT. RANK	GAMES	SCHEDULE	OF SCHEDULE	RPI	RPI	RPI	RPI
DIV. I ONLY	1- 9	330	1-9	191	303	324	324	31	31	
DIV. I NON-CONF.	1- 9	330	1-9	193	304	324	324	31	31	
TOTALS	RPI 1-25	RPI 26-50	W-L RECORDS	RPI 51-100	RPI 101-150	RPI 150+				
1- 9	0- 1	0- 0	OVERALL	0- 3	0- 0	1- 5				
1- 3	0- 0	0- 0	HOME	0- 0	0- 0	1- 3				
0- 5	0- 1	0- 0	AWAY	0- 3	0- 0	0- 1				
0- 1	0- 0	0- 0	NEUTRAL	0- 0	0- 0	0- 1				
1- 9	0- 1	0- 0	NON-CONFERENCE	0- 3	0- 0	1- 5				
1- 3	0- 0	0- 0	HOME	0- 0	0- 0	1- 3				
0- 5	0- 1	0- 0	AWAY	0- 3	0- 0	0- 1				
0- 1	0- 0	0- 0	NEUTRAL	0- 0	0- 0	0- 1				
0- 0	0- 0	0- 0	CONFERENCE	0- 0	0- 0	0- 0				
0- 0	0- 0	0- 0	HOME	0- 0	0- 0	0- 0				
0- 0	0- 0	0- 0	AWAY	0- 0	0- 0	0- 0				
0- 0	0- 0	0- 0	NEUTRAL	0- 0	0- 0	0- 0				

RPI 1-25				RPI 26-50				RPI 51-100				RPI 101+ Team's RPI: 324			
RPI	S	Opponent	Score	RPI	S	Opponent	Score	RPI	S	Opponent	Score	RPI	S	Opponent	Score
18	A	Iowa	50 102					62	A	California	69 90	192	H	Campbell	67 64
								76	A	CSU Bakersfield	71 80	246	N	Penn St.	68 92
								80	A	North Carolina	53 92	295	H	High Point	58 78
												303	A	Col. of Charleston	78 85
												320	H	FIU	58 59
												321	H	Winthrop	46 56
LAST 10 Division I															
18	A	Iowa	50 102	246	N	Penn St.	68 92								
80	A	North Carolina	53 92	62	A	California	69 90								
320	H	FIU	58 59	295	H	High Point	58 78								
76	A	CSU Bakersfield	71 80	192	H	Campbell	67 64								
321	H	Winthrop	46 56	303	A	Col. of Charleston	78 85								

Non-Div I Games: Washington Adventis83 48

N.C. Central

Loss, Non-Conf, S Site, H Home A Away N Neutral



Average RPI Win:	170	WON-LOST	WINNING	LAST 10	STRENGTH OF	OPP. STRENGTH	TEAM	ADJ.	CONF.	ADJ CONF.
Average RPI Loss:	0	RECORD	PCT. RANK	GAMES	SCHEDULE	OF SCHEDULE	RPI	RPI	RPI	RPI
DIV. I ONLY	10- 0	1	10-0	184	46	20	20	3	3	
DIV. I NON-CONF.	10- 0	1	10-0	185	47	20	20	3	3	
TOTALS	RPI 1-25	RPI 26-50	W-L RECORDS	RPI 51-100	RPI 101-150	RPI 150+				
10- 0	0- 0	1- 0	OVERALL	0- 0	3- 0	6- 0				
6- 0	0- 0	1- 0	HOME	0- 0	1- 0	4- 0				
2- 0	0- 0	0- 0	AWAY	0- 0	1- 0	1- 0				
2- 0	0- 0	0- 0	NEUTRAL	0- 0	1- 0	1- 0				
10- 0	0- 0	1- 0	NON-CONFERENCE	0- 0	3- 0	6- 0				
6- 0	0- 0	1- 0	HOME	0- 0	1- 0	4- 0				
2- 0	0- 0	0- 0	AWAY	0- 0	1- 0	1- 0				
2- 0	0- 0	0- 0	NEUTRAL	0- 0	1- 0	1- 0				
0- 0	0- 0	0- 0	CONFERENCE	0- 0	0- 0	0- 0				
0- 0	0- 0	0- 0	HOME	0- 0	0- 0	0- 0				
0- 0	0- 0	0- 0	AWAY	0- 0	0- 0	0- 0				
0- 0	0- 0	0- 0	NEUTRAL	0- 0	0- 0	0- 0				

RPI S	Opponent	Score	RPI S	Opponent	Score	RPI S	Opponent	Score	RPI S	Opponent	Score
44	H Maryland	66 59				104	H N.C. A&T	80 44			
						142	N Texas	84 73			
						147	A Saint Mary's (CA)	87 70			
						164	H Lamar University	81 40			
						165	A Hawaii	68 59			
						195	N North Texas	76 65			
						201	H Elon	62 49			
						229	H Maine	62 34			
						304	H UNCW	80 40			
LAST 10 Division I											
201	H Elon	62 49	142	N Texas	84 73						
44	H Maryland	66 59	147	A Saint Mary's (CA)	87 70						
195	N North Texas	76 65	229	H Maine	62 34						
165	A Hawaii	68 59	164	H Lamar University	81 40						
104	H N.C. A&T	80 44	304	H UNCW	80 40						

Non-Div I Games:

NC State



Average RPI Win:	271	WON-LOST	WINNING	LAST 10	STRENGTH OF	OPP. STRENGTH	TEAM	ADJ.	CONF.	ADJ CONF.
Average RPI Loss:	182	RECORD	PCT. RANK	GAMES	SCHEDULE	OF SCHEDULE	RPI	RPI	RPI	RPI
DIV. I ONLY	3- 8	263	3-7	273	282	306	306	17	17	
DIV. I NON-CONF.	3- 8	262	3-7	272	281	306	306	17	17	
TOTALS	RPI 1-25	RPI 26-50	W-L RECORDS	RPI 51-100	RPI 101-150	RPI 150+				
3- 8	0- 0	0- 1	OVERALL	0- 2	0- 0	3- 5				
2- 3	0- 0	0- 0	HOME	0- 2	0- 0	2- 1				
1- 5	0- 0	0- 1	AWAY	0- 0	0- 0	1- 4				
0- 0	0- 0	0- 0	NEUTRAL	0- 0	0- 0	0- 0				
3- 8	0- 0	0- 1	NON-CONFERENCE	0- 2	0- 0	3- 5				
2- 3	0- 0	0- 0	HOME	0- 2	0- 0	2- 1				
1- 5	0- 0	0- 1	AWAY	0- 0	0- 0	1- 4				
0- 0	0- 0	0- 0	NEUTRAL	0- 0	0- 0	0- 0				
0- 0	0- 0	0- 0	CONFERENCE	0- 0	0- 0	0- 0				
0- 0	0- 0	0- 0	HOME	0- 0	0- 0	0- 0				
0- 0	0- 0	0- 0	AWAY	0- 0	0- 0	0- 0				
0- 0	0- 0	0- 0	NEUTRAL	0- 0	0- 0	0- 0				

RPI 1-25				RPI 26-50				RPI 51-100				RPI 101+				Team's RPI: 306	
RPI	S	Opponent	Score	RPI	S	Opponent	Score	RPI	S	Opponent	Score	RPI	S	Opponent	Score		
				48	A	Colorado	57 80	60	H	Colgate	52 79	156	A	Cornell	44 68		
								96	H	Penn	51 85	206	H	St. Francis Brooklyn	88 69		
												210	A	Wagner	59 61		
												244	A	Vermont	59 65		
												288	A	Hartford	61 52		
												296	A	Air Force	48 68		
												319	H	Saint Peter's	76 73		
												342	H	Fairleigh Dickinson	59 68		
LAST 10 Division I																	
				244	A	Vermont	59 65	206	H	St. Francis Brooklyn	88 69						
				342	H	Fairleigh Dickinson	59 68	210	A	Wagner	59 61						
				288	A	Hartford	61 52	156	A	Cornell	44 68						
				319	H	Saint Peter's	76 73	96	H	Penn	51 85						
				296	A	Air Force	48 68	48	A	Colorado	57 80						

Non-Div I Games:

NJIT



Average RPI Win:	206	WON-LOST	WINNING	LAST 10	STRENGTH OF	OPP. STRENGTH	TEAM	ADJ.	CONF.	ADJ CONF.
Average RPI Loss:	193	RECORD	PCT. RANK	GAMES	SCHEDULE	OF SCHEDULE	RPI	RPI	RPI	RPI
DIV. I ONLY	4- 4	164	4-4	246	212	185	185	13	13	
DIV. I NON-CONF.	4- 4	165	4-4	246	212	181	181	13	13	
TOTALS	RPI 1-25	RPI 26-50	W-L RECORDS	RPI 51-100	RPI 101-150	RPI 150+				
4- 4	0- 0	0- 0	OVERALL	0- 1	1- 0	3- 3				
3- 0	0- 0	0- 0	HOME	0- 0	1- 0	2- 0				
1- 4	0- 0	0- 0	AWAY	0- 1	0- 0	1- 3				
0- 0	0- 0	0- 0	NEUTRAL	0- 0	0- 0	0- 0				
4- 4	0- 0	0- 0	NON-CONFERENCE	0- 1	1- 0	3- 3				
3- 0	0- 0	0- 0	HOME	0- 0	1- 0	2- 0				
1- 4	0- 0	0- 0	AWAY	0- 1	0- 0	1- 3				
0- 0	0- 0	0- 0	NEUTRAL	0- 0	0- 0	0- 0				
0- 0	0- 0	0- 0	CONFERENCE	0- 0	0- 0	0- 0				
0- 0	0- 0	0- 0	HOME	0- 0	0- 0	0- 0				
0- 0	0- 0	0- 0	AWAY	0- 0	0- 0	0- 0				
0- 0	0- 0	0- 0	NEUTRAL	0- 0	0- 0	0- 0				

RPI 1-25			RPI 26-50			RPI 51-100			RPI 101+			Team's RPI: 185
RPI	S	Opponent	Score	RPI	S	Opponent	Score	RPI	S	Opponent	Score	
						80	A North Carolina	40	80	146	H La Salle	61 46
										178	A Clemson	65 52
										203	H Kennesaw St.	82 62
										219	A Fairfield	52 66
										229	A Maine	41 46
										244	A Vermont	56 64
										296	H Air Force	67 59
LAST 10 Division I												
219	A	Fairfield	52 66	229	A	Maine	41 46					
146	H	La Salle	61 46	244	A	Vermont	56 64					
203	H	Kennesaw St.	82 62	80	A	North Carolina	40 80					
296	H	Air Force	67 59	178	A	Clemson	65 52					

Non-Div I Games: Stevenson 70 36

Navy



## Nebraska

Through Games Of Dec. 17, 2019

Average RPI Win:	196	WON-LOST	WINNING	LAST 10	STRENGTH OF	OPP. STRENGTH	TEAM	ADJ.	CONF.	ADJ CONF.
Average RPI Loss:	7	RECORD	PCT. RANK	GAMES	SCHEDULE	OF SCHEDULE	RPI	RPI	RPI	RPI
DIV. I ONLY	9- 1	20	9-1	301	12	88	88	2	2	
DIV. I NON-CONF.	9- 1	20	9-1	302	12	89	89	2	2	
TOTALS	RPI 1-25	RPI 26-50	W-L RECORDS	RPI 51-100	RPI 101-150	RPI 150+				
9- 1	0- 1	1- 0	OVERALL	1- 0	0- 0	7- 0				
6- 1	0- 1	1- 0	HOME	0- 0	0- 0	5- 0				
1- 0	0- 0	0- 0	AWAY	0- 0	0- 0	1- 0				
2- 0	0- 0	0- 0	NEUTRAL	1- 0	0- 0	1- 0				
9- 1	0- 1	1- 0	NON-CONFERENCE	1- 0	0- 0	7- 0				
6- 1	0- 1	1- 0	HOME	0- 0	0- 0	5- 0				
1- 0	0- 0	0- 0	AWAY	0- 0	0- 0	1- 0				
2- 0	0- 0	0- 0	NEUTRAL	1- 0	0- 0	1- 0				
0- 0	0- 0	0- 0	CONFERENCE	0- 0	0- 0	0- 0				
0- 0	0- 0	0- 0	HOME	0- 0	0- 0	0- 0				
0- 0	0- 0	0- 0	AWAY	0- 0	0- 0	0- 0				
0- 0	0- 0	0- 0	NEUTRAL	0- 0	0- 0	0- 0				

RPI 1-25				RPI 26-50				RPI 51-100 Team's RPI: 88				RPI 101+			
RPI	S	Opponent	Score	RPI	S	Opponent	Score	RPI	S	Opponent	Score	RPI	S	Opponent	Score
7	H	Creighton	74 79	26	H	Duke	83 79	79	N	Southern California	67 54	162	A	Missouri	90 85
												208	H	Alabama A&M	68 46
												222	H	Oral Roberts	77 67
												231	H	Southern U.	73 39
												253	H	SIUE	63 49
												286	N	Sacred Heart	72 49
												299	H	Morgan St.	78 55
LAST 10 Division I															
				26	H	Duke	83 79					222	H	Oral Roberts	77 67
				286	N	Sacred Heart	72 49					253	H	SIUE	63 49
				79	N	Southern California	67 54					299	H	Morgan St.	78 55
				7	H	Creighton	74 79					162	A	Missouri	90 85
				231	H	Southern U.	73 39					208	H	Alabama A&M	68 46

Non-Div I Games:

Nebraska

■ Loss, 
 ■ Non-Conf, S Site, 
 ■ Home 
 ■ Away 
 N Neutral



Average RPI Win: 292		WON-LOST	WINNING	LAST 10	STRENGTH OF	OPP. STRENGTH	TEAM	ADJ.	CONF.	ADJ CONF.
Average RPI Loss: 194		RECORD	PCT. RANK	GAMES	SCHEDULE	OF SCHEDULE	RPI	RPI	RPI	RPI
DIV. I ONLY		4- 4	164	4-4	341	277	325	325	22	22
DIV. I NON-CONF.		4- 3	136	4-3	338	282	291	291	22	22
TOTALS		RPI 1-25	RPI 26-50	W-L RECORDS	RPI 51-100	RPI 101-150	RPI 150+			
4- 4	0- 0		0- 0	OVERALL	0- 0	1- 1	3- 3			
3- 2	0- 0		0- 0	HOME	0- 0	1- 0	2- 2			
1- 2	0- 0		0- 0	AWAY	0- 0	0- 1	1- 1			
0- 0	0- 0		0- 0	NEUTRAL	0- 0	0- 0	0- 0			
4- 3	0- 0		0- 0	NON-CONFERENCE	0- 0	1- 1	3- 2			
3- 1	0- 0		0- 0	HOME	0- 0	1- 0	2- 1			
1- 2	0- 0		0- 0	AWAY	0- 0	0- 1	1- 1			
0- 0	0- 0		0- 0	NEUTRAL	0- 0	0- 0	0- 0			
0- 1	0- 0		0- 0	CONFERENCE	0- 0	0- 0	0- 1			
0- 1	0- 0		0- 0	HOME	0- 0	0- 0	0- 1			
0- 0	0- 0		0- 0	AWAY	0- 0	0- 0	0- 0			
0- 0	0- 0		0- 0	NEUTRAL	0- 0	0- 0	0- 0			

RPI 1-25				RPI 26-50				RPI 51-100				RPI 101+				Team's RPI: 325	
RPI	S	Opponent	Score	RPI	S	Opponent	Score	RPI	S	Opponent	Score	RPI	S	Opponent	Score		
												141	A	Portland St.	75	80	
												147	H	Saint Mary's (CA)	78	72	
												153	H	SFA	65	80	
												184	A	Utah	62	68	
												296	H	Air Force	61	68	
												330	H	Chicago St.	80	60	
												343	H	Sacramento St.	83	72	
												347	A	Utah Valley	60	57	
LAST 10 Division I																	
				296	H	Air Force	61	68	184	A	Utah	62	68				
				153	H	SFA	65	80	343	H	Sacramento St.	83	72				
				330	H	Chicago St.	80	60	147	H	Saint Mary's (CA)	78	72				
				141	A	Portland St.	75	80									
				347	A	Utah Valley	60	57									

Non-Div I Games:	Stanislaus St.	80	62
------------------	----------------	----	----

Nevada

■ Loss, ■ Non-Conf, S Site, H Home A Away N Neutral



# New Hampshire

Through Games Of Dec. 17, 2019

Average RPI Win:	320	WON-LOST	WINNING	LAST 10	STRENGTH OF	OPP. STRENGTH	TEAM	ADJ.	CONF.	ADJ CONF.
Average RPI Loss:	186	RECORD	PCT. RANK	GAMES	SCHEDULE	OF SCHEDULE	RPI	RPI	RPI	RPI
DIV. I ONLY	2- 6	270	2-6	335	197	338	338	27	27	
DIV. I NON-CONF.	2- 6	269	2-6	335	197	338	338	27	27	
TOTALS	RPI 1-25	RPI 26-50	W-L RECORDS	RPI 51-100	RPI 101-150	RPI 150+				
2- 6	0- 1	0- 0	OVERALL	0- 0	0- 1	2- 4				
1- 3	0- 0	0- 0	HOME	0- 0	0- 0	1- 3				
1- 3	0- 1	0- 0	AWAY	0- 0	0- 1	1- 1				
0- 0	0- 0	0- 0	NEUTRAL	0- 0	0- 0	0- 0				
2- 6	0- 1	0- 0	NON-CONFERENCE	0- 0	0- 1	2- 4				
1- 3	0- 0	0- 0	HOME	0- 0	0- 0	1- 3				
1- 3	0- 1	0- 0	AWAY	0- 0	0- 1	1- 1				
0- 0	0- 0	0- 0	NEUTRAL	0- 0	0- 0	0- 0				
0- 0	0- 0	0- 0	CONFERENCE	0- 0	0- 0	0- 0				
0- 0	0- 0	0- 0	HOME	0- 0	0- 0	0- 0				
0- 0	0- 0	0- 0	AWAY	0- 0	0- 0	0- 0				
0- 0	0- 0	0- 0	NEUTRAL	0- 0	0- 0	0- 0				

RPI	S	Opponent	Score	RPI	S	Opponent	Score	RPI	S	Opponent	Score	RPI	S	Opponent	Score	Team's RPI: 338
22	A	Baylor	29 97									126	A	Merrimack	54 64	
												159	A	Massachusetts	65 67	
												224	H	Boston U.	64 78	
												271	H	North Dakota St.	61 67	
												302	A	Bryant	68 56	
												315	H	Brown	68 76	
												337	H	Central Conn. St.	70 59	
LAST 10 Division I																
315	H	Brown	68 76	337	H	Central Conn. St.	70 59									
126	A	Merrimack	54 64	159	A	Massachusetts	65 67									
224	H	Boston U.	64 78	271	H	North Dakota St.	61 67									
302	A	Bryant	68 56													
22	A	Baylor	29 97													

Non-Div I Games: Wheaton (MA) 89 44

New Hampshire

Loss, Non-Conf, S Site, H Home A Away N Neutral



## New Mexico

Through Games Of Dec. 17, 2019

Average RPI Win:	231	WON-LOST	WINNING	LAST 10	STRENGTH OF	OPP. STRENGTH	TEAM	ADJ.	CONF.	ADJ CONF.
Average RPI Loss:	91	RECORD	PCT. RANK	GAMES	SCHEDULE	OF SCHEDULE	RPI	RPI	RPI	RPI
DIV. I ONLY	7- 4	103	6-4	177	144	116	116	22	22	
DIV. I NON-CONF.	7- 2	55	6-2	183	152	69	69	22	22	
TOTALS	RPI 1-25	RPI 26-50	W-L RECORDS	RPI 51-100	RPI 101-150	RPI 150+				
7- 4	0- 0	0- 0	OVERALL	1- 3	0- 0	6- 1				
4- 1	0- 0	0- 0	HOME	1- 0	0- 0	3- 1				
2- 2	0- 0	0- 0	AWAY	0- 2	0- 0	2- 0				
1- 1	0- 0	0- 0	NEUTRAL	0- 1	0- 0	1- 0				
7- 2	0- 0	0- 0	NON-CONFERENCE	1- 2	0- 0	6- 0				
4- 0	0- 0	0- 0	HOME	1- 0	0- 0	3- 0				
2- 1	0- 0	0- 0	AWAY	0- 1	0- 0	2- 0				
1- 1	0- 0	0- 0	NEUTRAL	0- 1	0- 0	1- 0				
0- 2	0- 0	0- 0	CONFERENCE	0- 1	0- 0	0- 1				
0- 1	0- 0	0- 0	HOME	0- 0	0- 0	0- 1				
0- 1	0- 0	0- 0	AWAY	0- 1	0- 0	0- 0				
0- 0	0- 0	0- 0	NEUTRAL	0- 0	0- 0	0- 0				

RPI 1-25			RPI 26-50			RPI 51-100			RPI 101+			Team's RPI: 116
RPI	S	Opponent	Score	RPI	S	Opponent	Score	RPI	S	Opponent	Score	
						53 N West Virginia	60 73	162 N Missouri			71 68	
						66 A Boise St.	82 83	173 H Wyoming			66 73	
						70 A Arizona St.	47 84	196 A UTEP			93 78	
						100 H Houston	81 71	242 H UC Riverside			80 70	
								281 H Northern Ariz.			83 76	
								318 A New Mexico St.			86 67	
								318 H New Mexico St.			107 53	
LAST 10 Division I												
						162 N Missouri	71 68	318 H New Mexico St.			107 53	
						196 A UTEP	93 78	70 A Arizona St.			47 84	
						318 A New Mexico St.	86 67	173 H Wyoming			66 73	
						100 H Houston	81 71	66 A Boise St.			82 83	
						281 H Northern Ariz.	83 76	53 N West Virginia			60 73	

Non-Div I Games: Northern N.M. 92 44

New Mexico

■ Loss, 
 ■ Non-Conf, S Site, 
 ■ Home 
 ■ Away 
 N Neutral



Through Games Of Dec. 17, 2019

RPI 1-25				RPI 26-50				RPI 51-100				RPI 101+				Team's RPI: 318	
RPI	S	Opponent	Score	RPI	S	Opponent	Score	RPI	S	Opponent	Score	RPI	S	Opponent	Score		
												116	A	New Mexico	53	107	
												116	H	New Mexico	67	86	
												196	A	UTEP	45	65	
												196	H	UTEP	57	63	
												242	H	UC Riverside	58	60	
												248	N	Western Mich.	76	79	
												251	H	Weber St.	77	47	
												262	A	Denver	78	75	
												298	H	Pepperdine	69	72	
												326	N	Georgia St.	51	59	
LAST 10 Division I																	
				298	H	Pepperdine	69	72	116	A	New Mexico	53	107				
				116	H	New Mexico	67	86	251	H	Weber St.	77	47				
				196	H	UTEP	57	63	248	N	Western Mich.	76	79				
				262	A	Denver	78	75	326	N	Georgia St.	51	59				
				242	H	UC Riverside	58	60	196	A	UTEP	45	65				

New Mexico St.

Page 192



New Orleans

Through Games Of Dec. 17, 2019

Average RPI Win:	285	WON-LOST	WINNING	LAST 10	STRENGTH OF	OPP. STRENGTH	TEAM	ADJ.	CONF.	ADJ CONF.
Average RPI Loss:	104	RECORD	PCT. RANK	GAMES	SCHEDULE	OF SCHEDULE	RPI	RPI	RPI	RPI
DIV. I ONLY	1- 5	309	1-5	7	311	135	135	25	25	
DIV. I NON-CONF.	1- 5	308	1-5	7	312	135	135	25	25	
TOTALS	RPI 1-25	RPI 26-50	W-L RECORDS	RPI 51-100	RPI 101-150	RPI 150+				
1- 5	0- 0	0- 2	OVERALL	0- 0	0- 2	1- 1				
0- 1	0- 0	0- 0	HOME	0- 0	0- 0	0- 1				
1- 4	0- 0	0- 2	AWAY	0- 0	0- 2	1- 0				
0- 0	0- 0	0- 0	NEUTRAL	0- 0	0- 0	0- 0				
1- 5	0- 0	0- 2	NON-CONFERENCE	0- 0	0- 2	1- 1				
0- 1	0- 0	0- 0	HOME	0- 0	0- 0	0- 1				
1- 4	0- 0	0- 2	AWAY	0- 0	0- 2	1- 0				
0- 0	0- 0	0- 0	NEUTRAL	0- 0	0- 0	0- 0				
0- 0	0- 0	0- 0	CONFERENCE	0- 0	0- 0	0- 0				
0- 0	0- 0	0- 0	HOME	0- 0	0- 0	0- 0				
0- 0	0- 0	0- 0	AWAY	0- 0	0- 0	0- 0				
0- 0	0- 0	0- 0	NEUTRAL	0- 0	0- 0	0- 0				

RPI 1-25			RPI 26-50			RPI 51-100			RPI 101+			Team's RPI: 135
RPI	S	Opponent	Score	RPI	S	Opponent	Score	RPI	S	Opponent	Score	
				34	A	LSU	49 83					
				37	A	Arkansas	52 82					
LAST 10 Division I												
				34	A	LSU	49 83	115	A	Iowa St.	53 71	
								106	A	Texas St.	49 51	
								227	H	Louisiana	60 65	
								285	A	Ole Miss	69 64	
								37	A	Arkansas	52 82	

Non-Div I Games: Pensacola Christian91 31 Tougaloo 91 69

New Orleans

Loss, Non-Conf, S Site, H Home A Away N Neutral



Niagara

Through Games Of Dec. 17, 2019

Average RPI Win:	288	WON-LOST	WINNING	LAST 10	STRENGTH OF	OPP. STRENGTH	TEAM	ADJ.	CONF.	ADJ CONF.
Average RPI Loss:	129	RECORD	PCT. RANK	GAMES	SCHEDULE	OF SCHEDULE	RPI	RPI	RPI	RPI
DIV. I ONLY	2- 7	288	2-7	114	266	233	233	19	19	
DIV. I NON-CONF.	2- 7	288	2-7	112	267	233	233	19	19	
TOTALS	RPI 1-25	RPI 26-50	W-L RECORDS	RPI 51-100	RPI 101-150	RPI 150+				
2- 7	0- 0	0- 1	OVERALL	0- 3	0- 0	2- 3				
1- 1	0- 0	0- 0	HOME	0- 1	0- 0	1- 0				
1- 6	0- 0	0- 1	AWAY	0- 2	0- 0	1- 3				
0- 0	0- 0	0- 0	NEUTRAL	0- 0	0- 0	0- 0				
2- 7	0- 0	0- 1	NON-CONFERENCE	0- 3	0- 0	2- 3				
1- 1	0- 0	0- 0	HOME	0- 1	0- 0	1- 0				
1- 6	0- 0	0- 1	AWAY	0- 2	0- 0	1- 3				
0- 0	0- 0	0- 0	NEUTRAL	0- 0	0- 0	0- 0				
0- 0	0- 0	0- 0	CONFERENCE	0- 0	0- 0	0- 0				
0- 0	0- 0	0- 0	HOME	0- 0	0- 0	0- 0				
0- 0	0- 0	0- 0	AWAY	0- 0	0- 0	0- 0				
0- 0	0- 0	0- 0	NEUTRAL	0- 0	0- 0	0- 0				

RPI S	Opponent	Score	RPI S	Opponent	Score	RPI S	Opponent	Score	RPI S	Opponent	Score	Team's RPI: 233
39	A Rutgers	37 87	60	A Colgate	72 85	156	A Cornell	59 82				
			68	H Buffalo	67 81	212	A Howard	42 91				
			89	A Binghamton	55 74	247	H Oakland	77 63				
						278	A St. Bonaventure	67 71				
						328	A Coppin St.	82 67				
LAST 10 Division I												
328	A Coppin St.	82 67	156	A Cornell	59 82							
212	A Howard	42 91	89	A Binghamton	55 74							
60	A Colgate	72 85	39	A Rutgers	37 87							
247	H Oakland	77 63	68	H Buffalo	67 81							
			278	A St. Bonaventure	67 71							

Non-Div I Games:

Niagara

Loss, Non-Conf, S Site, H Home A Away N Neutral



Average RPI Win:	351	WON-LOST	WINNING	LAST 10	STRENGTH OF	OPP. STRENGTH	TEAM	ADJ.	CONF.	ADJ CONF.
Average RPI Loss:	101	RECORD	PCT. RANK	GAMES	SCHEDULE	OF SCHEDULE	RPI	RPI	RPI	RPI
DIV. I ONLY	1- 6	312	1-6	79	203	264	264	25	25	
DIV. I NON-CONF.	1- 6	311	1-6	78	203	265	265	25	25	
TOTALS	RPI 1-25	RPI 26-50	W-L RECORDS	RPI 51-100	RPI 101-150	RPI 150+				
1- 6	0- 2	0- 1	OVERALL	0- 1	0- 0	1- 2				
1- 0	0- 0	0- 0	HOME	0- 0	0- 0	1- 0				
0- 5	0- 2	0- 1	AWAY	0- 0	0- 0	0- 2				
0- 1	0- 0	0- 0	NEUTRAL	0- 1	0- 0	0- 0				
1- 6	0- 2	0- 1	NON-CONFERENCE	0- 1	0- 0	1- 2				
1- 0	0- 0	0- 0	HOME	0- 0	0- 0	1- 0				
0- 5	0- 2	0- 1	AWAY	0- 0	0- 0	0- 2				
0- 1	0- 0	0- 0	NEUTRAL	0- 1	0- 0	0- 0				
0- 0	0- 0	0- 0	CONFERENCE	0- 0	0- 0	0- 0				
0- 0	0- 0	0- 0	HOME	0- 0	0- 0	0- 0				
0- 0	0- 0	0- 0	AWAY	0- 0	0- 0	0- 0				
0- 0	0- 0	0- 0	NEUTRAL	0- 0	0- 0	0- 0				

RPI 1-25				RPI 26-50				RPI 51-100				RPI 101+ Team's RPI: 264			
RPI	S	Opponent	Score	RPI	S	Opponent	Score	RPI	S	Opponent	Score	RPI	S	Opponent	Score
11	A	Indiana	47 111	34	A	LSU	32 63	91	N	North Florida	61 64	218	A	Jacksonville	55 72
16	A	TCU	47 72									236	A	Rice	47 71
												351	H	La.-Monroe	74 59
LAST 10 Division I															
351	H	La.-Monroe	74 59	11	A	Indiana	47 111								
34	A	LSU	32 63	236	A	Rice	47 71								
91	N	North Florida	61 64												
218	A	Jacksonville	55 72												
16	A	TCU	47 72												

Non-Div I Games: Southern-N.O. 94 61 Paul Quinn 101 68

Nicholls St.



Average RPI Win:	227	WON-LOST	WINNING	LAST 10	STRENGTH OF	OPP. STRENGTH	TEAM	ADJ.	CONF.	ADJ CONF.
Average RPI Loss:	172	RECORD	PCT. RANK	GAMES	SCHEDULE	OF SCHEDULE	RPI	RPI	RPI	RPI
DIV. I ONLY	5- 4	140	5-4	240	233	200	200	31	31	
DIV. I NON-CONF.	5- 4	142	5-4	240	233	200	200	31	31	
TOTALS	RPI 1-25	RPI 26-50	W-L RECORDS	RPI 51-100	RPI 101-150	RPI 150+				
5- 4	0- 0	0- 0	OVERALL	1- 1	0- 1	4- 2				
2- 2	0- 0	0- 0	HOME	0- 0	0- 1	2- 1				
2- 1	0- 0	0- 0	AWAY	0- 0	0- 0	2- 1				
1- 1	0- 0	0- 0	NEUTRAL	1- 1	0- 0	0- 0				
5- 4	0- 0	0- 0	NON-CONFERENCE	1- 1	0- 1	4- 2				
2- 2	0- 0	0- 0	HOME	0- 0	0- 1	2- 1				
2- 1	0- 0	0- 0	AWAY	0- 0	0- 0	2- 1				
1- 1	0- 0	0- 0	NEUTRAL	1- 1	0- 0	0- 0				
0- 0	0- 0	0- 0	CONFERENCE	0- 0	0- 0	0- 0				
0- 0	0- 0	0- 0	HOME	0- 0	0- 0	0- 0				
0- 0	0- 0	0- 0	AWAY	0- 0	0- 0	0- 0				
0- 0	0- 0	0- 0	NEUTRAL	0- 0	0- 0	0- 0				

RPI 1-25			RPI 26-50			RPI 51-100			RPI 101+			Team's RPI: 200
RPI	S	Opponent	Score	RPI	S	Opponent	Score	RPI	S	Opponent	Score	
						53 N West Virginia	55 72	146 H La Salle		52 55		
						91 N North Florida	57 54	180 H Liberty		48 67		
								218 A Jacksonville		71 64		
								240 A Hampton		77 56		
								291 H Longwood		49 46		
								295 H High Point		72 58		
								309 A Marshall		69 75		
LAST 10 Division I												
218	A	Jacksonville	71 64	53	N	West Virginia	55 72					
91	N	North Florida	57 54	240	A	Hampton	77 56					
146	H	La Salle	52 55	291	H	Longwood	49 46					
295	H	High Point	72 58	180	H	Liberty	48 67					
309	A	Marshall	69 75									

Non-Div I Games: Virginia-Lynchburg 123 48

Norfolk St.

Loss, 
Non-Conf, 
S Site, 
H Home
A Away 
N Neutral



Non-Conference				Through Games Of Dec. 17, 1919						
Average RPI Win:	268	WON-LOST	WINNING	LAST 10	STRENGTH OF	OPP. STRENGTH	TEAM	ADJ.	CONF.	ADJ CONF.
Average RPI Loss:	103	RECORD	PCT. RANK	GAMES	SCHEDULE	OF SCHEDULE	RPI	RPI	RPI	RPI
DIV. I ONLY	5- 2	71	5-2	350	27	238	238	17	17	
DIV. I NON-CONF.	5- 2	72	5-2	350	27	239	239	17	17	
-----										
TOTALS	RPI 1-25		RPI 26-50	W-L RECORDS	RPI 51-100	RPI 101-150		RPI 150+		
5- 2	0- 1		0- 0	OVERALL	0- 0	0- 0		5- 1		
1- 1	0- 0		0- 0	HOME	0- 0	0- 0		1- 1		
2- 1	0- 1		0- 0	AWAY	0- 0	0- 0		2- 0		
2- 0	0- 0		0- 0	NEUTRAL	0- 0	0- 0		2- 0		
5- 2	0- 1		0- 0	NON-CONFERENCE	0- 0	0- 0		5- 1		
1- 1	0- 0		0- 0	HOME	0- 0	0- 0		1- 1		
2- 1	0- 1		0- 0	AWAY	0- 0	0- 0		2- 0		
2- 0	0- 0		0- 0	NEUTRAL	0- 0	0- 0		2- 0		
0- 0	0- 0		0- 0	CONFERENCE	0- 0	0- 0		0- 0		
0- 0	0- 0		0- 0	HOME	0- 0	0- 0		0- 0		
0- 0	0- 0		0- 0	AWAY	0- 0	0- 0		0- 0		
0- 0	0- 0		0- 0	NEUTRAL	0- 0	0- 0		0- 0		

[illegible]

Non-Div I Games:	Virginia-Lynchburg	128	26	Oakwood	120	38
------------------	--------------------	-----	----	---------	-----	----

North Ala.

■ Loss, ■ Non-Conf, S Site, H Home A Away N Neutral



North Carolina

Through Games Of Dec. 17, 2019

Average RPI Win:	219	WON-LOST	WINNING	LAST 10	STRENGTH OF	OPP. STRENGTH	TEAM	ADJ.	CONF.	ADJ CONF.
Average RPI Loss:	75	RECORD	PCT. RANK	GAMES	SCHEDULE	OF SCHEDULE	RPI	RPI	RPI	RPI
DIV. I ONLY	8- 1	27	8-1	287	100	80	80	3	3	
DIV. I NON-CONF.	8- 1	27	8-1	286	100	80	80	3	3	
TOTALS	RPI 1-25	RPI 26-50	W-L RECORDS	RPI 51-100	RPI 101-150	RPI 150+				
8- 1	0- 0	0- 0	OVERALL	1- 1	0- 0	7- 0				
6- 0	0- 0	0- 0	HOME	0- 0	0- 0	6- 0				
0- 1	0- 0	0- 0	AWAY	0- 1	0- 0	0- 0				
2- 0	0- 0	0- 0	NEUTRAL	1- 0	0- 0	1- 0				
8- 1	0- 0	0- 0	NON-CONFERENCE	1- 1	0- 0	7- 0				
6- 0	0- 0	0- 0	HOME	0- 0	0- 0	6- 0				
0- 1	0- 0	0- 0	AWAY	0- 1	0- 0	0- 0				
2- 0	0- 0	0- 0	NEUTRAL	1- 0	0- 0	1- 0				
0- 0	0- 0	0- 0	CONFERENCE	0- 0	0- 0	0- 0				
0- 0	0- 0	0- 0	HOME	0- 0	0- 0	0- 0				
0- 0	0- 0	0- 0	AWAY	0- 0	0- 0	0- 0				
0- 0	0- 0	0- 0	NEUTRAL	0- 0	0- 0	0- 0				

RPI 1-25				RPI 26-50				RPI 51-100				Team's RPI: 80	RPI 101+			
RPI	S	Opponent	Score	RPI	S	Opponent	Score	RPI	S	Opponent	Score		RPI	S	Opponent	Score
													152	H	Illinois	85 60
													162	N	Missouri	82 69
													185	H	Navy	80 40
													201	H	Elon	76 46
													324	H	N.C. Central	92 53
													327	H	Western Caro.	92 55
													332	H	Charleston So.	85 54
LAST 10 Division I																
			</													

Non-Div I Games:

North Carolina

Loss, Non-Conf, S Site, H Home A Away N Neutral



North Dakota

Through Games Of Dec. 17, 2019

Average RPI Win:	251	WON-LOST	WINNING	LAST 10	STRENGTH OF	OPP. STRENGTH	TEAM	ADJ.	CONF.	ADJ CONF.
Average RPI Loss:	92	RECORD	PCT. RANK	GAMES	SCHEDULE	OF SCHEDULE	RPI	RPI	RPI	RPI
DIV. I ONLY	6- 3	88	6-3	190	290	111	111	16	16	
DIV. I NON-CONF.	6- 3	86	6-3	191	289	112	112	16	16	
TOTALS	RPI 1-25	RPI 26-50	W-L RECORDS	RPI 51-100	RPI 101-150	RPI 150+				
6- 3	0- 1	0- 0	OVERALL	0- 1	2- 0	4- 1				
2- 1	0- 1	0- 0	HOME	0- 0	2- 0	0- 0				
4- 2	0- 0	0- 0	AWAY	0- 1	0- 0	4- 1				
0- 0	0- 0	0- 0	NEUTRAL	0- 0	0- 0	0- 0				
6- 3	0- 1	0- 0	NON-CONFERENCE	0- 1	2- 0	4- 1				
2- 1	0- 1	0- 0	HOME	0- 0	2- 0	0- 0				
4- 2	0- 0	0- 0	AWAY	0- 1	0- 0	4- 1				
0- 0	0- 0	0- 0	NEUTRAL	0- 0	0- 0	0- 0				
0- 0	0- 0	0- 0	CONFERENCE	0- 0	0- 0	0- 0				
0- 0	0- 0	0- 0	HOME	0- 0	0- 0	0- 0				
0- 0	0- 0	0- 0	AWAY	0- 0	0- 0	0- 0				
0- 0	0- 0	0- 0	NEUTRAL	0- 0	0- 0	0- 0				

RPI	S	Opponent	Score	RPI	S	Opponent	Score	RPI	S	Opponent	Score	RPI	S	Opponent	Score	Team's RPI: 111
24	H	Illinois St.	58 66					58	A	Arizona	42 74	117	H	Rhode Island	67 61	
												139	H	Valparaiso	65 63	
												194	A	SMU	51 66	
												279	A	Grand Canyon	78 76	
												290	A	Ga. Southern	69 56	
												332	A	Charleston So.	73 57	
												350	A	South Carolina St.	95 53	
LAST 10 Division I																
194	A	SMU	51 66	24	H	Illinois St.	58 66	290	A	Ga. Southern	69 56	139	H	Valparaiso	65 63	
332	A	Charleston So.	73 57					117	H	Rhode Island	67 61	279	A	Grand Canyon	78 76	
350	A	South Carolina St.	95 53													
58	A	Arizona	42 74													

Non-Div I Games: Northland 118 35

North Dakota

Loss, Non-Conf, S Site, H Home A Away N Neutral



Average RPI Win:	338	WON-LOST	WINNING	LAST 10	STRENGTH OF	OPP. STRENGTH	TEAM	ADJ.	CONF.	ADJ CONF.
Average RPI Loss:	107	RECORD	PCT. RANK	GAMES	SCHEDULE	OF SCHEDULE	RPI	RPI	RPI	RPI
DIV. I ONLY	1- 9	330	1-9	91	217	271	271	16	16	
DIV. I NON-CONF.	1- 9	330	1-9	91	217	272	272	16	16	
TOTALS	RPI 1-25	RPI 26-50	W-L RECORDS	RPI 51-100	RPI 101-150	RPI 150+				
1- 9	0- 1	0- 0	OVERALL	0- 3	0- 2	1- 3				
0- 5	0- 0	0- 0	HOME	0- 1	0- 2	0- 2				
1- 4	0- 1	0- 0	AWAY	0- 2	0- 0	1- 1				
0- 0	0- 0	0- 0	NEUTRAL	0- 0	0- 0	0- 0				
1- 9	0- 1	0- 0	NON-CONFERENCE	0- 3	0- 2	1- 3				
0- 5	0- 0	0- 0	HOME	0- 1	0- 2	0- 2				
1- 4	0- 1	0- 0	AWAY	0- 2	0- 0	1- 1				
0- 0	0- 0	0- 0	NEUTRAL	0- 0	0- 0	0- 0				
0- 0	0- 0	0- 0	CONFERENCE	0- 0	0- 0	0- 0				
0- 0	0- 0	0- 0	HOME	0- 0	0- 0	0- 0				
0- 0	0- 0	0- 0	AWAY	0- 0	0- 0	0- 0				
0- 0	0- 0	0- 0	NEUTRAL	0- 0	0- 0	0- 0				

RPI 1-25				RPI 26-50				RPI 51-100				RPI 101+				Team's RPI: 271
RPI	S	Opponent	Score	RPI	S	Opponent	Score	RPI	S	Opponent	Score	RPI	S	Opponent	Score	
7	A	Creighton	59 70					51	A	UNI	63 95	115	H	Iowa St.	58 86	
								52	A	Bradley	64 70	139	H	Valparaiso	54 66	
								64	H	Wisconsin	63 64	157	H	Northern Ill.	68 74	
												173	H	Wyoming	57 66	
												205	A	Northeastern	61 72	
												338	A	New Hampshire	67 61	
LAST 10 Division I																
64	H	Wisconsin	63 64	173	H	Wyoming	57 66									
52	A	Bradley	64 70	115	H	Iowa St.	58 86									
338	A	New Hampshire	67 61	7	A	Creighton	59 70									
205	A	Northeastern	61 72	139	H	Valparaiso	54 66									
51	A	UNI	63 95	157	H	Northern Ill.	68 74									

Non-Div I Games: Mayville St. 97 59

North Dakota St.



## North Florida

Through Games Of Dec. 17, 2019

Average RPI Win:	228	WON-LOST	WINNING	LAST 10	STRENGTH OF	OPP. STRENGTH	TEAM	ADJ.	CONF.	ADJ CONF.
Average RPI Loss:	83	RECORD	PCT. RANK	GAMES	SCHEDULE	OF SCHEDULE	RPI	RPI	RPI	RPI
DIV. I ONLY	4- 5	189	4-5	81	124	91	91	17	17	
DIV. I NON-CONF.	4- 5	189	4-5	80	123	92	92	17	17	
TOTALS	RPI 1-25	RPI 26-50	W-L RECORDS	RPI 51-100	RPI 101-150	RPI 150+				
4- 5	0- 1	0- 1	OVERALL	0- 2	1- 0	3- 1				
0- 0	0- 0	0- 0	HOME	0- 0	0- 0	0- 0				
2- 3	0- 1	0- 1	AWAY	0- 1	0- 0	2- 0				
2- 2	0- 0	0- 0	NEUTRAL	0- 1	1- 0	1- 1				
4- 5	0- 1	0- 1	NON-CONFERENCE	0- 2	1- 0	3- 1				
0- 0	0- 0	0- 0	HOME	0- 0	0- 0	0- 0				
2- 3	0- 1	0- 1	AWAY	0- 1	0- 0	2- 0				
2- 2	0- 0	0- 0	NEUTRAL	0- 1	1- 0	1- 1				
0- 0	0- 0	0- 0	CONFERENCE	0- 0	0- 0	0- 0				
0- 0	0- 0	0- 0	HOME	0- 0	0- 0	0- 0				
0- 0	0- 0	0- 0	AWAY	0- 0	0- 0	0- 0				
0- 0	0- 0	0- 0	NEUTRAL	0- 0	0- 0	0- 0				

RPI 1-25				RPI 26-50				RPI 51-100				Team's RPI: 91	RPI 101+						
RPI	S	Opponent	Score	RPI	S	Opponent	Score	RPI	S	Opponent	Score		RPI	S	Opponent	Score			
11	A	Indiana	45 72	43	A	Miami (FL)	55 78	64	A	Wisconsin	62 75		120	N	Rider	80 70			
								95	N	Marist	54 69		200	N	Norfolk St.	54 57			
													208	A	Alabama A&M	73 64			
													264	N	Nicholls St.	64 61			
													320	A	FIU	64 49			
LAST 10 Division I																			
11	A	Indiana	45 72	95	N	Marist	54 69	208	A	Alabama A&M	73 64	320	A	FIU	64 49	43	A	Miami (FL)	55 78
264	N	Nicholls St.	64 61	208	A	Alabama A&M	73 64	320	A	FIU	64 49	43	A	Miami (FL)	55 78	64	A	Wisconsin	62 75
200	N	Norfolk St.	54 57	320	A	FIU	64 49	43	A	Miami (FL)	55 78	64	A	Wisconsin	62 75				
120	N	Rider	80 70																

Non-Div I Games: Warner 110 46

North Florida

■ Loss, 
 ■ Non-Conf, 
 ■ S Site, 
 ■ Home 
 ■ A Away 
 N Neutral



North Texas

Through Games Of Dec. 17, 2019

Average RPI Win:	236	WON-LOST	WINNING	LAST 10	STRENGTH OF	OPP. STRENGTH	TEAM	ADJ.	CONF.	ADJ CONF.
Average RPI Loss:	106	RECORD	PCT. RANK	GAMES	SCHEDULE	OF SCHEDULE	RPI	RPI	RPI	RPI
DIV. I ONLY	3- 5	219	3-5	120	186	195	195	14	14	
DIV. I NON-CONF.	3- 5	219	3-5	118	186	195	195	14	14	
TOTALS	RPI 1-25	RPI 26-50	W-L RECORDS	RPI 51-100	RPI 101-150	RPI 150+				
3- 5	0- 1	0- 0	OVERALL	0- 2	0- 1	3- 1				
2- 1	0- 0	0- 0	HOME	0- 1	0- 0	2- 0				
1- 2	0- 0	0- 0	AWAY	0- 1	0- 0	1- 1				
0- 2	0- 1	0- 0	NEUTRAL	0- 0	0- 1	0- 0				
3- 5	0- 1	0- 0	NON-CONFERENCE	0- 2	0- 1	3- 1				
2- 1	0- 0	0- 0	HOME	0- 1	0- 0	2- 0				
1- 2	0- 0	0- 0	AWAY	0- 1	0- 0	1- 1				
0- 2	0- 1	0- 0	NEUTRAL	0- 0	0- 1	0- 0				
0- 0	0- 0	0- 0	CONFERENCE	0- 0	0- 0	0- 0				
0- 0	0- 0	0- 0	HOME	0- 0	0- 0	0- 0				
0- 0	0- 0	0- 0	AWAY	0- 0	0- 0	0- 0				
0- 0	0- 0	0- 0	NEUTRAL	0- 0	0- 0	0- 0				

RPI 1-25				RPI 26-50				RPI 51-100				RPI 101+				Team's RPI: 195	
RPI	S	Opponent	Score	RPI	S	Opponent	Score	RPI	S	Opponent	Score	RPI	S	Opponent	Score		
20	N	NC State	65 76					76	A	CSU Bakersfield	52 61	142	N	Texas	57 63		
								77	H	UT Arlington	49 68	165	A	Hawaii	66 60		
												216	A	Utah St.	55 66		
												227	H	Louisiana	69 66		
												317	H	Alcorn	67 31		
LAST 10 Division I																	
				216	A	Utah St.	55 66					76	A	CSU Bakersfield	52 61		
				227	H	Louisiana	69 66					77	H	UT Arlington	49 68		
				20	N	NC State	65 76					317	H	Alcorn	67 31		
				142	N	Texas	57 63										
				165	A	Hawaii	66 60										

Non-Div I Games: Mid-Amer. Christian59 61 Xavier (LA) 68 31

North Texas

Loss, Non-Conf, S Site, H Home A Away N Neutral



## Northeastern

Through Games Of Dec. 17, 2019

Average RPI Win:	229	WON-LOST	WINNING	LAST 10	STRENGTH OF	OPP. STRENGTH	TEAM	ADJ.	CONF.	ADJ CONF.
Average RPI Loss:	76	RECORD	PCT. RANK	GAMES	SCHEDULE	OF SCHEDULE	RPI	RPI	RPI	RPI
DIV. I ONLY	3- 6	234	3-6	123	79	205	205	20	20	
DIV. I NON-CONF.	3- 6	235	3-6	121	80	205	205	20	20	
TOTALS	RPI 1-25	RPI 26-50	W-L RECORDS	RPI 51-100	RPI 101-150	RPI 150+				
3- 6	0- 1	0- 1	OVERALL	0- 2	1- 1	2- 1				
2- 3	0- 1	0- 0	HOME	0- 1	0- 1	2- 0				
1- 3	0- 0	0- 1	AWAY	0- 1	1- 0	0- 1				
0- 0	0- 0	0- 0	NEUTRAL	0- 0	0- 0	0- 0				
3- 6	0- 1	0- 1	NON-CONFERENCE	0- 2	1- 1	2- 1				
2- 3	0- 1	0- 0	HOME	0- 1	0- 1	2- 0				
1- 3	0- 0	0- 1	AWAY	0- 1	1- 0	0- 1				
0- 0	0- 0	0- 0	NEUTRAL	0- 0	0- 0	0- 0				
0- 0	0- 0	0- 0	CONFERENCE	0- 0	0- 0	0- 0				
0- 0	0- 0	0- 0	HOME	0- 0	0- 0	0- 0				
0- 0	0- 0	0- 0	AWAY	0- 0	0- 0	0- 0				
0- 0	0- 0	0- 0	NEUTRAL	0- 0	0- 0	0- 0				

RPI 1-25				RPI 26-50				RPI 51-100				RPI 101+ Team's RPI: 205			
RPI	S	Opponent	Score	RPI	S	Opponent	Score	RPI	S	Opponent	Score	RPI	S	Opponent	Score
19	H	South Dakota	76 80	28	A	Oregon	47 89	55	H	Yale	63 78	124	H	Dayton	60 71
								72	A	Central Mich.	63 79	129	A	Harvard	46 44
												155	A	Fordham	58 74
												271	H	North Dakota St.	72 61
												288	H	Hartford	60 47
LAST 10 Division I															
271	H	North Dakota St.	72 61	288	H	Hartford	60 47	129	A	Harvard	46 44				
72	A	Central Mich.	63 79	28	A	Oregon	47 89	19	H	South Dakota	76 80				
55	H	Yale	63 78												
155	A	Fordham	58 74												
124	H	Dayton	60 71												

Non-Div I Games:

Northeastern

■ Loss, 
 ■ Non-Conf, S Site, 
 ■ Home 
 ■ Away 
 N Neutral



Average RPI Win: 279		WON-LOST	WINNING	LAST 10	STRENGTH OF	OPP. STRENGTH	TEAM	ADJ.	CONF.	ADJ CONF.
Average RPI Loss: 198		RECORD	PCT. RANK	GAMES	SCHEDULE	OF SCHEDULE	RPI	RPI	RPI	RPI
DIV. I ONLY		2- 5	255	2-5	235	340	281	281	18	18
DIV. I NON-CONF.		2- 5	253	2-5	235	340	283	283	18	18
TOTALS		RPI 1-25	RPI 26-50	W-L RECORDS		RPI 51-100	RPI 101-150	RPI 150+		
2- 5	0- 0		0- 0	OVERALL		0- 0	0- 1	2- 4		
1- 1	0- 0		0- 0	HOME		0- 0	0- 0	1- 1		
1- 4	0- 0		0- 0	AWAY		0- 0	0- 1	1- 3		
0- 0	0- 0		0- 0	NEUTRAL		0- 0	0- 0	0- 0		
2- 5	0- 0		0- 0	NON-CONFERENCE		0- 0	0- 1	2- 4		
1- 1	0- 0		0- 0	HOME		0- 0	0- 0	1- 1		
1- 4	0- 0		0- 0	AWAY		0- 0	0- 1	1- 3		
0- 0	0- 0		0- 0	NEUTRAL		0- 0	0- 0	0- 0		
0- 0	0- 0		0- 0	CONFERENCE		0- 0	0- 0	0- 0		
0- 0	0- 0		0- 0	HOME		0- 0	0- 0	0- 0		
0- 0	0- 0		0- 0	AWAY		0- 0	0- 0	0- 0		
0- 0	0- 0		0- 0	NEUTRAL		0- 0	0- 0	0- 0		

RPI 1-25				RPI 26-50				RPI 51-100				RPI 101+				Team's RPI: 281	
RPI	S	Opponent	Score	RPI	S	Opponent	Score	RPI	S	Opponent	Score	RPI	S	Opponent	Score		
												116	A	New Mexico	76	83	
												170	A	Fresno St.	66	83	
												209	A	California Baptist	79	98	
												214	A	Houston Baptist	79	62	
												236	A	Rice	57	71	
												257	H	UC Davis	61	71	
												344	H	Seattle U	88	80	
LAST 10 Division I																	
				170	A	Fresno St.	66	83	257	H	UC Davis	61	71				
				209	A	California Baptist	79	98	214	A	Houston Baptist	79	62				
				344	H	Seattle U	88	80	236	A	Rice	57	71				
				116	A	New Mexico	76	83									

Non-Div I Games:

Northern Ariz.

Loss, Non-Conf, S Site, H Home A Away N Neutral



Average RPI Win:	236	WON-LOST	WINNING	LAST 10	STRENGTH OF	OPP. STRENGTH	TEAM	ADJ.	CONF.	ADJ CONF.
Average RPI Loss:	141	RECORD	PCT. RANK	GAMES	SCHEDULE	OF SCHEDULE	RPI	RPI	RPI	RPI
DIV. I ONLY	4- 5	189	4-5	124	170	145	145	18	18	
DIV. I NON-CONF.	4- 5	189	4-5	122	170	144	144	18	18	
TOTALS	RPI 1-25	RPI 26-50	W-L RECORDS	RPI 51-100	RPI 101-150	RPI 150+				
4- 5	0- 1	0- 1	OVERALL	0- 0	0- 1	4- 2				
1- 2	0- 0	0- 0	HOME	0- 0	0- 1	1- 1				
3- 3	0- 1	0- 1	AWAY	0- 0	0- 0	3- 1				
0- 0	0- 0	0- 0	NEUTRAL	0- 0	0- 0	0- 0				
4- 5	0- 1	0- 1	NON-CONFERENCE	0- 0	0- 1	4- 2				
1- 2	0- 0	0- 0	HOME	0- 0	0- 1	1- 1				
3- 3	0- 1	0- 1	AWAY	0- 0	0- 0	3- 1				
0- 0	0- 0	0- 0	NEUTRAL	0- 0	0- 0	0- 0				
0- 0	0- 0	0- 0	CONFERENCE	0- 0	0- 0	0- 0				
0- 0	0- 0	0- 0	HOME	0- 0	0- 0	0- 0				
0- 0	0- 0	0- 0	AWAY	0- 0	0- 0	0- 0				
0- 0	0- 0	0- 0	NEUTRAL	0- 0	0- 0	0- 0				

RPI 1-25				RPI 26-50				RPI 51-100				RPI 101+				Team's RPI: 145
RPI	S	Opponent	Score	RPI	S	Opponent	Score	RPI	S	Opponent	Score	RPI	S	Opponent	Score	
2	A	Stanford	36 90	27	A	UCLA	58 92					131	H	San Francisco	83 90	
												173	A	Wyoming	46 44	
												194	A	SMU	61 52	
												262	A	Denver	55 74	
												280	A	Chattanooga	59 42	
												282	H	Colorado St.	58 75	
												296	H	Air Force	72 62	
LAST 10 Division I																
173	A	Wyoming	46 44	262	A	Denver	55 74									
2	A	Stanford	36 90	280	A	Chattanooga	59 42									
282	H	Colorado St.	58 75	27	A	UCLA	58 92									
131	H	San Francisco	83 90	296	H	Air Force	72 62									
				194	A	SMU	61 52									

Non-Div I Games:

Northern Colo.

■ Loss, 
 ■ Non-Conf, S Site, 
 ■ Home 
 ■ Away 
 N Neutral



Average RPI Win:	270	WON-LOST	WINNING	LAST 10	STRENGTH OF	OPP. STRENGTH	TEAM	ADJ.	CONF.	ADJ CONF.
Average RPI Loss:	79	RECORD	PCT. RANK	GAMES	SCHEDULE	OF SCHEDULE	RPI	RPI	RPI	RPI
DIV. I ONLY	3- 5	219	3-5	133	147	157	157	11	11	
DIV. I NON-CONF.	3- 5	219	3-5	132	145	157	157	11	11	
TOTALS	RPI 1-25	RPI 26-50	W-L RECORDS	RPI 51-100	RPI 101-150	RPI 150+				
3- 5	0- 3	0- 0	OVERALL	0- 0	0- 1	3- 1				
0- 1	0- 0	0- 0	HOME	0- 0	0- 1	0- 0				
2- 3	0- 2	0- 0	AWAY	0- 0	0- 0	2- 1				
1- 1	0- 1	0- 0	NEUTRAL	0- 0	0- 0	1- 0				
3- 5	0- 3	0- 0	NON-CONFERENCE	0- 0	0- 1	3- 1				
0- 1	0- 0	0- 0	HOME	0- 0	0- 1	0- 0				
2- 3	0- 2	0- 0	AWAY	0- 0	0- 0	2- 1				
1- 1	0- 1	0- 0	NEUTRAL	0- 0	0- 0	1- 0				
0- 0	0- 0	0- 0	CONFERENCE	0- 0	0- 0	0- 0				
0- 0	0- 0	0- 0	HOME	0- 0	0- 0	0- 0				
0- 0	0- 0	0- 0	AWAY	0- 0	0- 0	0- 0				
0- 0	0- 0	0- 0	NEUTRAL	0- 0	0- 0	0- 0				

RPI 1-25				RPI 26-50				RPI 51-100				RPI 101+ Team's RPI: 157			
RPI	S	Opponent	Score	RPI	S	Opponent	Score	RPI	S	Opponent	Score	RPI	S	Opponent	Score
19	N	South Dakota	48 91									129	H	Harvard	53 59
21	A	Purdue	63 68									204	A	Milwaukee	65 78
24	A	Illinois St.	66 69									256	N	Tennessee Tech	82 74
												271	A	North Dakota St.	74 68
												282	A	Colorado St.	80 75
LAST 10 Division I															
204	A	Milwaukee	65 78	256	N	Tennessee Tech	82 74								
19	N	South Dakota	48 91	21	A	Purdue	63 68								
129	H	Harvard	53 59	24	A	Illinois St.	66 69								
				282	A	Colorado St.	80 75								
				271	A	North Dakota St.	74 68								

Non-Div I Games:

Northern Ill.



Average RPI Win:	297	WON-LOST	WINNING	LAST 10	STRENGTH OF	OPP. STRENGTH	TEAM	ADJ.	CONF.	ADJ CONF.
Average RPI Loss:	129	RECORD	PCT. RANK	GAMES	SCHEDULE	OF SCHEDULE	RPI	RPI	RPI	RPI
DIV. I ONLY	5- 5	164	5-5	304	181	243	243	15	15	
DIV. I NON-CONF.	5- 5	165	5-5	305	181	244	244	15	15	
TOTALS	RPI 1-25	RPI 26-50	W-L RECORDS	RPI 51-100	RPI 101-150	RPI 150+				
5- 5	0- 1	0- 1	OVERALL	0- 0	0- 1	5- 2				
2- 2	0- 1	0- 1	HOME	0- 0	0- 0	2- 0				
2- 3	0- 0	0- 0	AWAY	0- 0	0- 1	2- 2				
1- 0	0- 0	0- 0	NEUTRAL	0- 0	0- 0	1- 0				
5- 5	0- 1	0- 1	NON-CONFERENCE	0- 0	0- 1	5- 2				
2- 2	0- 1	0- 1	HOME	0- 0	0- 0	2- 0				
2- 3	0- 0	0- 0	AWAY	0- 0	0- 1	2- 2				
1- 0	0- 0	0- 0	NEUTRAL	0- 0	0- 0	1- 0				
0- 0	0- 0	0- 0	CONFERENCE	0- 0	0- 0	0- 0				
0- 0	0- 0	0- 0	HOME	0- 0	0- 0	0- 0				
0- 0	0- 0	0- 0	AWAY	0- 0	0- 0	0- 0				
0- 0	0- 0	0- 0	NEUTRAL	0- 0	0- 0	0- 0				

RPI S	Opponent	Score	RPI S	Opponent	Score	RPI S	Opponent	Score	RPI S	Opponent	Score	Team's RPI: 243
5	H Louisville	57 85	29	H Saint Louis	42 67				112	A Belmont	45 62	
									186	A Eastern Ky.	62 69	
									252	A Indiana St.	70 68	
									263	H Omaha	57 40	
									307	H Central Ark.	72 56	
									311	A Lipscomb	69 71	
									320	A FIU	67 45	
									341	N Jacksonville St.	66 63	
LAST 10 Division I												
252	A Indiana St.	70 68	307	H Central Ark.	72 56							
5	H Louisville	57 85	263	H Omaha	57 40							
320	A FIU	67 45	112	A Belmont	45 62							
341	N Jacksonville St.	66 63	311	A Lipscomb	69 71							
186	A Eastern Ky.	62 69	29	H Saint Louis	42 67							

Non-Div I Games:

Northern Ky.

■ Loss, 
■ Non-Conf, S Site, 
■ Home 
■ Away 
N Neutral



## Northwestern

Through Games Of Dec. 17, 2019

Average RPI Win:	100	WON-LOST	WINNING	LAST 10	STRENGTH OF	OPP. STRENGTH	TEAM	ADJ.	CONF.	ADJ CONF.
Average RPI Loss:	15	RECORD	PCT. RANK	GAMES	SCHEDULE	OF SCHEDULE	RPI	RPI	RPI	RPI
DIV. I ONLY	8- 1	27	8-1	15	63	8	8	2	2	
DIV. I NON-CONF.	8- 1	27	8-1	15	63	8	8	2	2	
TOTALS	RPI 1-25	RPI 26-50	W-L RECORDS	RPI 51-100	RPI 101-150	RPI 150+				
8- 1	0- 1	2- 0	OVERALL	3- 0	2- 0	1- 0				
6- 1	0- 1	0- 0	HOME	3- 0	2- 0	1- 0				
2- 0	0- 0	2- 0	AWAY	0- 0	0- 0	0- 0				
0- 0	0- 0	0- 0	NEUTRAL	0- 0	0- 0	0- 0				
8- 1	0- 1	2- 0	NON-CONFERENCE	3- 0	2- 0	1- 0				
6- 1	0- 1	0- 0	HOME	3- 0	2- 0	1- 0				
2- 0	0- 0	2- 0	AWAY	0- 0	0- 0	0- 0				
0- 0	0- 0	0- 0	NEUTRAL	0- 0	0- 0	0- 0				
0- 0	0- 0	0- 0	CONFERENCE	0- 0	0- 0	0- 0				
0- 0	0- 0	0- 0	HOME	0- 0	0- 0	0- 0				
0- 0	0- 0	0- 0	AWAY	0- 0	0- 0	0- 0				
0- 0	0- 0	0- 0	NEUTRAL	0- 0	0- 0	0- 0				

RPI 1-25				RPI 26-50				RPI 51-100				RPI 101+			
RPI	S	Opponent	Score	RPI	S	Opponent	Score	RPI	S	Opponent	Score	RPI	S	Opponent	Score
15	H	DePaul	68 70	26	A	Duke	63 42	60	H	Colgate	73 44	105	H	Dartmouth	79 37
				50	A	Marquette	64 56	63	H	Boston College	66 63	139	H	Valparaiso	69 48
								77	H	UT Arlington	74 47	283	H	Loyola Maryland	67 46
LAST 10 Division I															
				77	H	UT Arlington	74 47	60	H	Colgate	73 44				
				105	H	Dartmouth	79 37	139	H	Valparaiso	69 48				
				63	H	Boston College	66 63	26	A	Duke	63 42				
				15	H	DePaul	68 70	50	A	Marquette	64 56				
								283	H	Loyola Maryland	67 46				

Non-Div I Games:

Northwestern

■ Loss, 
 ■ Non-Conf, S Site, 
 ■ Home 
 ■ Away 
 N Neutral



Average RPI Win:	272	WON-LOST	WINNING	LAST 10	STRENGTH OF	OPP. STRENGTH	TEAM	ADJ.	CONF.	ADJ CONF.
Average RPI Loss:	202	RECORD	PCT. RANK	GAMES	SCHEDULE	OF SCHEDULE	RPI	RPI	RPI	RPI
DIV. I ONLY	1- 4	298	1-4	314	324	340	340	25	25	
DIV. I NON-CONF.	1- 4	298	1-4	314	324	340	340	25	25	
TOTALS	RPI 1-25	RPI 26-50	W-L RECORDS	RPI 51-100	RPI 101-150	RPI 150+				
1- 4	0- 0	0- 1	OVERALL	0- 0	0- 0	1- 3				
1- 1	0- 0	0- 0	HOME	0- 0	0- 0	1- 1				
0- 3	0- 0	0- 1	AWAY	0- 0	0- 0	0- 2				
0- 0	0- 0	0- 0	NEUTRAL	0- 0	0- 0	0- 0				
1- 4	0- 0	0- 1	NON-CONFERENCE	0- 0	0- 0	1- 3				
1- 1	0- 0	0- 0	HOME	0- 0	0- 0	1- 1				
0- 3	0- 0	0- 1	AWAY	0- 0	0- 0	0- 2				
0- 0	0- 0	0- 0	NEUTRAL	0- 0	0- 0	0- 0				
0- 0	0- 0	0- 0	CONFERENCE	0- 0	0- 0	0- 0				
0- 0	0- 0	0- 0	HOME	0- 0	0- 0	0- 0				
0- 0	0- 0	0- 0	AWAY	0- 0	0- 0	0- 0				
0- 0	0- 0	0- 0	NEUTRAL	0- 0	0- 0	0- 0				

RPI 1-25			RPI 26-50			RPI 51-100			RPI 101+			Team's RPI: 340
RPI	S	Opponent	Score	RPI	S	Opponent	Score	RPI	S	Opponent	Score	
				37	A	Arkansas	39 99					
								154	A	Texas Tech	49 79	
								266	H	Jackson St.	49 66	
								272	H	Grambling	65 61	
								351	A	La.-Monroe	54 63	
LAST 10 Division I												
				37	A	Arkansas	39 99					
				272	H	Grambling	65 61					
				154	A	Texas Tech	49 79					
				351	A	La.-Monroe	54 63					
				266	H	Jackson St.	49 66					

Non-Div I Games: LeTourneau 91 61 LSU-Shreveport 63 68 Central Baptist 61 59

Northwestern St.



Average RPI Win:	171	WON-LOST	WINNING	LAST 10	STRENGTH OF	OPP. STRENGTH	TEAM	ADJ.	CONF.	ADJ CONF.
Average RPI Loss:	74	RECORD	PCT. RANK	GAMES	SCHEDULE	OF SCHEDULE	RPI	RPI	RPI	RPI
DIV. I ONLY	5- 7	207	3-7	2	187	69	69	3	3	
DIV. I NON-CONF.	5- 7	207	3-7	2	187	67	67	3	3	
TOTALS	RPI 1-25	RPI 26-50	W-L RECORDS	RPI 51-100	RPI 101-150	RPI 150+				
5- 7	0- 2	1- 2	OVERALL	0- 0	1- 2	3- 1				
2- 4	0- 1	0- 1	HOME	0- 0	0- 1	2- 1				
2- 1	0- 1	1- 0	AWAY	0- 0	0- 0	1- 0				
1- 2	0- 0	0- 1	NEUTRAL	0- 0	1- 1	0- 0				
5- 7	0- 2	1- 2	NON-CONFERENCE	0- 0	1- 2	3- 1				
2- 4	0- 1	0- 1	HOME	0- 0	0- 1	2- 1				
2- 1	0- 1	1- 0	AWAY	0- 0	0- 0	1- 0				
1- 2	0- 0	0- 1	NEUTRAL	0- 0	1- 1	0- 0				
0- 0	0- 0	0- 0	CONFERENCE	0- 0	0- 0	0- 0				
0- 0	0- 0	0- 0	HOME	0- 0	0- 0	0- 0				
0- 0	0- 0	0- 0	AWAY	0- 0	0- 0	0- 0				
0- 0	0- 0	0- 0	NEUTRAL	0- 0	0- 0	0- 0				

RPI S	Opponent	Score	RPI S	Opponent	Score	RPI S	Opponent	Score	RPI S	Opponent	Score
1	A UConn	57 81	35	N FGCU	60 69				102	H Michigan St.	69 72
15	H DePaul	94 105	42	H Minnesota	67 75				118	N South Fla.	67 51
			47	A Michigan	76 72				119	N South Dakota St.	59 65
									155	A Fordham	60 55
									207	H Tennessee	63 74
									254	H Toledo	54 51
									283	H Loyola Maryland	84 60
LAST 10 Division I											
35	N FGCU	60 69	15	H DePaul	94 105						
47	A Michigan	76 72	1	A UConn	57 81						
254	H Toledo	54 51	42	H Minnesota	67 75						
102	H Michigan St.	69 72	118	N South Fla.	67 51						
207	H Tennessee	63 74	119	N South Dakota St.	59 65						

Non-Div I Games:

Notre Dame



Average RPI Win:	330	WON-LOST	WINNING	LAST 10	STRENGTH OF	OPP. STRENGTH	TEAM	ADJ.	CONF.	ADJ CONF.
Average RPI Loss:	142	RECORD	PCT. RANK	GAMES	SCHEDULE	OF SCHEDULE	RPI	RPI	RPI	RPI
DIV. I ONLY	3- 5	219	3-5	281	271	247	247	15	15	
DIV. I NON-CONF.	3- 5	219	3-5	280	273	248	248	15	15	
TOTALS	RPI 1-25	RPI 26-50	W-L RECORDS	RPI 51-100	RPI 101-150	RPI 150+				
3- 5	0- 0	0- 1	OVERALL	0- 1	0- 1	3- 2				
0- 1	0- 0	0- 0	HOME	0- 1	0- 0	0- 0				
2- 4	0- 0	0- 1	AWAY	0- 0	0- 1	2- 2				
1- 0	0- 0	0- 0	NEUTRAL	0- 0	0- 0	1- 0				
3- 5	0- 0	0- 1	NON-CONFERENCE	0- 1	0- 1	3- 2				
0- 1	0- 0	0- 0	HOME	0- 1	0- 0	0- 0				
2- 4	0- 0	0- 1	AWAY	0- 0	0- 1	2- 2				
1- 0	0- 0	0- 0	NEUTRAL	0- 0	0- 0	1- 0				
0- 0	0- 0	0- 0	CONFERENCE	0- 0	0- 0	0- 0				
0- 0	0- 0	0- 0	HOME	0- 0	0- 0	0- 0				
0- 0	0- 0	0- 0	AWAY	0- 0	0- 0	0- 0				
0- 0	0- 0	0- 0	NEUTRAL	0- 0	0- 0	0- 0				

RPI	S	Opponent	Score	RPI	S	Opponent	Score	RPI	S	Opponent	Score	RPI	S	Opponent	Score	Team's RPI: 247
47	A	Michigan	64 79	52	H	Bradley	58 74	102	A	Michigan St.	56 76	233	A	Niagara	63 77	
								278	A	St. Bonaventure	66 80	320	A	FIU	58 49	
								330	A	Chicago St.	98 70	341	N	Jacksonville St.	61 55	
LAST 10 Division I																
102	A	Michigan St.	56 76	278	A	St. Bonaventure	66 80	47	A	Michigan	64 79	320	A	FIU	58 49	
330	A	Chicago St.	98 70	341	N	Jacksonville St.	61 55	233	A	Niagara	63 77					
52	H	Bradley	58 74													

Non-Div I Games: Concordia (MI) 76 42

Oakland

■ Loss, 
 ■ Non-Conf, S Site, 
 ■ Home 
 ■ Away 
 N Neutral



Average RPI Win:	218	WON-LOST	WINNING	LAST 10	STRENGTH OF	OPP. STRENGTH	TEAM	ADJ.	CONF.	ADJ CONF.
Average RPI Loss:	76	RECORD	PCT. RANK	GAMES	SCHEDULE	OF SCHEDULE	RPI	RPI	RPI	RPI
DIV. I ONLY	6- 3	88	6-3	195	137	99	99	11	11	
DIV. I NON-CONF.	6- 3	86	6-3	196	136	100	100	11	11	
TOTALS	RPI 1-25	RPI 26-50	W-L RECORDS	RPI 51-100	RPI 101-150	RPI 150+				
6- 3	1- 1	0- 0	OVERALL	1- 1	0- 1	4- 0				
4- 0	0- 0	0- 0	HOME	1- 0	0- 0	3- 0				
1- 2	1- 1	0- 0	AWAY	0- 0	0- 1	0- 0				
1- 1	0- 0	0- 0	NEUTRAL	0- 1	0- 0	1- 0				
6- 3	1- 1	0- 0	NON-CONFERENCE	1- 1	0- 1	4- 0				
4- 0	0- 0	0- 0	HOME	1- 0	0- 0	3- 0				
1- 2	1- 1	0- 0	AWAY	0- 0	0- 1	0- 0				
1- 1	0- 0	0- 0	NEUTRAL	0- 1	0- 0	1- 0				
0- 0	0- 0	0- 0	CONFERENCE	0- 0	0- 0	0- 0				
0- 0	0- 0	0- 0	HOME	0- 0	0- 0	0- 0				
0- 0	0- 0	0- 0	AWAY	0- 0	0- 0	0- 0				
0- 0	0- 0	0- 0	NEUTRAL	0- 0	0- 0	0- 0				

RPI 1-25				RPI 26-50				RPI 51-100				Team's RPI: 99	RPI 101+			
RPI	S	Opponent	Score	RPI	S	Opponent	Score	RPI	S	Opponent	Score		RPI	S	Opponent	Score
16	A	TCU	72 79					82	H	IUPUI	70 64		121	A	Syracuse	54 66
17	A	Ohio St.	74 68					92	N	Butler	55 60		245	H	American	81 69
													308	N	Pittsburgh	72 50
													309	H	Marshall	67 51
													348	H	Incarnate Word	78 41
LAST 10 Division I																
16	A	TCU	72 79	92	N	Butler	55 60									
82	H	IUPUI	70 64	308	N	Pittsburgh	72 50									
245	H	American	81 69	348	H	Incarnate Word	78 41									
121	A	Syracuse	54 66	17	A	Ohio St.	74 68									
				309	H	Marshall	67 51									

Non-Div I Games:

Ohio



Average RPI Win:	148	WON-LOST	WINNING	LAST 10	STRENGTH OF	OPP. STRENGTH	TEAM	ADJ.	CONF.	ADJ CONF.
Average RPI Loss:	30	RECORD	PCT. RANK	GAMES	SCHEDULE	OF SCHEDULE	RPI	RPI	RPI	RPI
DIV. I ONLY	7- 4	103	6-4	3	88	17	17	2	2	
DIV. I NON-CONF.	7- 4	102	6-4	3	88	17	17	2	2	
TOTALS	RPI 1-25	RPI 26-50	W-L RECORDS	RPI 51-100	RPI 101-150	RPI 150+				
7- 4	1- 3	0- 0	OVERALL	2- 1	2- 0	2- 0				
2- 2	1- 1	0- 0	HOME	0- 1	0- 0	1- 0				
3- 1	0- 1	0- 0	AWAY	1- 0	1- 0	1- 0				
2- 1	0- 1	0- 0	NEUTRAL	1- 0	1- 0	0- 0				
7- 4	1- 3	0- 0	NON-CONFERENCE	2- 1	2- 0	2- 0				
2- 2	1- 1	0- 0	HOME	0- 1	0- 0	1- 0				
3- 1	0- 1	0- 0	AWAY	1- 0	1- 0	1- 0				
2- 1	0- 1	0- 0	NEUTRAL	1- 0	1- 0	0- 0				
0- 0	0- 0	0- 0	CONFERENCE	0- 0	0- 0	0- 0				
0- 0	0- 0	0- 0	HOME	0- 0	0- 0	0- 0				
0- 0	0- 0	0- 0	AWAY	0- 0	0- 0	0- 0				
0- 0	0- 0	0- 0	NEUTRAL	0- 0	0- 0	0- 0				

RPI 1-25				Team's RPI: 17				RPI 26-50				RPI 51-100				RPI 101+			
RPI	S	Opponent	Score		RPI	S	Opponent	Score		RPI	S	Opponent	Score		RPI	S	Opponent	Score	
1	H	UConn	62 73							51	N	UNI	64 46		134	A	Cincinnati	78 73	
2	A	Stanford	52 71							71	A	Kent St.	75 65		139	N	Valparaiso	89 38	
5	H	Louisville	67 60							99	H	Ohio	68 74		292	H	Radford	70 57	
19	N	South Dakota	53 68												343	A	Sacramento St.	104 74	
LAST 10 Division I																			
343	A	Sacramento St.	104 74		5	H	Louisville	67 60											
2	A	Stanford	52 71		51	N	UNI	64 46											
292	H	Radford	70 57		19	N	South Dakota	53 68											
99	H	Ohio	68 74		1	H	UConn	62 73											
134	A	Cincinnati	78 73		71	A	Kent St.	75 65											

Non-Div I Games:

Ohio St.



Average RPI Win:	122	WON-LOST	WINNING	LAST 10	STRENGTH OF	OPP. STRENGTH	TEAM	ADJ.	CONF.	ADJ CONF.
Average RPI Loss:	73	RECORD	PCT. RANK	GAMES	SCHEDULE	OF SCHEDULE	RPI	RPI	RPI	RPI
DIV. I ONLY	7- 4	103	6-4	17	40	40	40	4	4	
DIV. I NON-CONF.	7- 4	102	6-4	17	40	40	40	4	4	
TOTALS	RPI 1-25	RPI 26-50	W-L RECORDS	RPI 51-100	RPI 101-150	RPI 150+				
7- 4	1- 1	2- 1	OVERALL	0- 1	0- 1	4- 0				
7- 1	1- 1	2- 0	HOME	0- 0	0- 0	4- 0				
0- 3	0- 0	0- 1	AWAY	0- 1	0- 1	0- 0				
0- 0	0- 0	0- 0	NEUTRAL	0- 0	0- 0	0- 0				
7- 4	1- 1	2- 1	NON-CONFERENCE	0- 1	0- 1	4- 0				
7- 1	1- 1	2- 0	HOME	0- 0	0- 0	4- 0				
0- 3	0- 0	0- 1	AWAY	0- 1	0- 1	0- 0				
0- 0	0- 0	0- 0	NEUTRAL	0- 0	0- 0	0- 0				
0- 0	0- 0	0- 0	CONFERENCE	0- 0	0- 0	0- 0				
0- 0	0- 0	0- 0	HOME	0- 0	0- 0	0- 0				
0- 0	0- 0	0- 0	AWAY	0- 0	0- 0	0- 0				
0- 0	0- 0	0- 0	NEUTRAL	0- 0	0- 0	0- 0				

RPI 1-25				RPI 26-50				Team's RPI: 40				RPI 51-100				RPI 101+			
RPI	S	Opponent	Score	RPI	S	Opponent	Score	RPI	S	Opponent	Score	RPI	S	Opponent	Score	RPI	S	Opponent	Score
3	H	Missouri St.	90 96	33	H	Abilene Christian	78 65	100	A	Houston	69 85	143	A	Wichita St.	83 88				
25	H	Drake	93 84	34	H	LSU	90 68					153	H	SFA	75 62				
				45	A	Western Ky.	63 74					175	H	UAB	82 75				
												193	H	Sam Houston St.	95 71				
												239	H	Prairie View	94 48				
LAST 10 Division I																			
25	H	Drake	93 84	45	A	Western Ky.	63 74												
193	H	Sam Houston St.	95 71	143	A	Wichita St.	83 88												
34	H	LSU	90 68	33	H	Abilene Christian	78 65												
3	H	Missouri St.	90 96	100	A	Houston	69 85												
175	H	UAB	82 75	153	H	SFA	75 62												

Non-Div I Games:

Oklahoma

■ Loss, 
 ■ Non-Conf, S Site, 
 ■ Home 
 ■ Away 
 N Neutral



Average RPI Win: 193		WON-LOST	WINNING	LAST 10	STRENGTH OF	OPP. STRENGTH	TEAM	ADJ.	CONF.	ADJ CONF.
Average RPI Loss: 16		RECORD	PCT. RANK	GAMES	SCHEDULE	OF SCHEDULE	RPI	RPI	RPI	RPI
DIV. I ONLY		7- 3	74	7-3	94	41	57	57	4	4
DIV. I NON-CONF.		7- 3	75	7-3	94	41	58	58	4	4
TOTALS	RPI 1-25		RPI 26-50		W-L RECORDS	RPI 51-100	RPI 101-150		RPI 150+	
7- 3	0- 2		0- 1		OVERALL	1- 0	1- 0		5- 0	
5- 0	0- 0		0- 0		HOME	0- 0	1- 0		4- 0	
1- 1	0- 1		0- 0		AWAY	0- 0	0- 0		1- 0	
1- 2	0- 1		0- 1		NEUTRAL	1- 0	0- 0		0- 0	
7- 3	0- 2		0- 1		NON-CONFERENCE	1- 0	1- 0		5- 0	
5- 0	0- 0		0- 0		HOME	0- 0	1- 0		4- 0	
1- 1	0- 1		0- 0		AWAY	0- 0	0- 0		1- 0	
1- 2	0- 1		0- 1		NEUTRAL	1- 0	0- 0		0- 0	
0- 0	0- 0		0- 0		CONFERENCE	0- 0	0- 0		0- 0	
0- 0	0- 0		0- 0		HOME	0- 0	0- 0		0- 0	
0- 0	0- 0		0- 0		AWAY	0- 0	0- 0		0- 0	
0- 0	0- 0		0- 0		NEUTRAL	0- 0	0- 0		0- 0	

RPI 1-25				RPI 26-50				RPI 51-100				RPI 101+			
RPI	S	Opponent	Score	RPI	S	Opponent	Score	RPI	S	Opponent	Score	RPI	S	Opponent	Score
5	N	Louisville	48 <b>69</b>	28	N	Oregon	72 <b>89</b>	77	N	UT Arlington	60 47	125	H	Idaho	62 47
14	A	Texas A&M	62 <b>74</b>									164	H	Lamar University	74 53
												231	H	Southern U.	72 59
												236	H	Rice	69 38
												241	H	Idaho St.	70 52
												274	A	Tulsa	78 48
LAST 10 Division I															
231	H	Southern U.	72 59	5	N	Louisville	48 <b>69</b>	236	H	Rice	69 38	241	H	Idaho St.	70 52
14	A	Texas A&M	62 <b>74</b>	28	N	Oregon	72 <b>89</b>	274	A	Tulsa	78 48				
77	N	UT Arlington	60 47												
164	H	Lamar University	74 53												
125	H	Idaho	62 47												

Non-Div I Games:

Oklahoma St.



Old Dominion

Through Games Of Dec. 17, 2019

Average RPI Win:	211	WON-LOST	WINNING	LAST 10	STRENGTH OF	OPP. STRENGTH	TEAM	ADJ.	CONF.	ADJ CONF.
Average RPI Loss:	107	RECORD	PCT. RANK	GAMES	SCHEDULE	OF SCHEDULE	RPI	RPI	RPI	RPI
DIV. I ONLY	7- 2	55	7-2	250	123	78	78	14	14	
DIV. I NON-CONF.	7- 2	55	7-2	250	122	78	78	14	14	
TOTALS	RPI 1-25	RPI 26-50	W-L RECORDS	RPI 51-100	RPI 101-150	RPI 150+				
7- 2	0- 1	0- 0	OVERALL	0- 0	2- 0	5- 1				
3- 0	0- 0	0- 0	HOME	0- 0	0- 0	3- 0				
3- 2	0- 1	0- 0	AWAY	0- 0	1- 0	2- 1				
1- 0	0- 0	0- 0	NEUTRAL	0- 0	1- 0	0- 0				
7- 2	0- 1	0- 0	NON-CONFERENCE	0- 0	2- 0	5- 1				
3- 0	0- 0	0- 0	HOME	0- 0	0- 0	3- 0				
3- 2	0- 1	0- 0	AWAY	0- 0	1- 0	2- 1				
1- 0	0- 0	0- 0	NEUTRAL	0- 0	1- 0	0- 0				
0- 0	0- 0	0- 0	CONFERENCE	0- 0	0- 0	0- 0				
0- 0	0- 0	0- 0	HOME	0- 0	0- 0	0- 0				
0- 0	0- 0	0- 0	AWAY	0- 0	0- 0	0- 0				
0- 0	0- 0	0- 0	NEUTRAL	0- 0	0- 0	0- 0				

RPI 1-25				RPI 26-50				RPI 51-100				Team's RPI: 78		RPI 101+			
RPI	S	Opponent	Score	RPI	S	Opponent	Score	RPI	S	Opponent	Score			RPI	S	Opponent	Score
23	A	Virginia	53 56											108	A	Auburn	89 77
														125	N	Idaho	67 55
														166	A	William & Mary	69 58
														191	A	VCU	49 62
														192	H	Campbell	59 44
														261	H	UMES	48 39
														305	A	Cal Poly	61 55
														321	H	Winthrop	68 44
LAST 10 Division I																	
				191	A	VCU	49 62					125	N	Idaho	67 55		
				261	H	UMES	48 39					305	A	Cal Poly	61 55		
				166	A	William & Mary	69 58					23	A	Virginia	53 56		
				192	H	Campbell	59 44					321	H	Winthrop	68 44		
												108	A	Auburn	89 77		

Non-Div I Games:

Old Dominion

Loss, Non-Conf, S Site, H Home A Away N Neutral



Average RPI Win: 286		WON-LOST	WINNING	LAST 10	STRENGTH OF	OPP. STRENGTH	TEAM	ADJ.	CONF.	ADJ CONF.
Average RPI Loss: 188		RECORD	PCT. RANK	GAMES	SCHEDULE	OF SCHEDULE	RPI	RPI	RPI	RPI
DIV. I ONLY		6- 5	157	5-5	293	332	285	285	5	5
DIV. I NON-CONF.		6- 5	160	5-5	294	332	285	285	5	5
TOTALS		RPI 1-25	RPI 26-50	W-L RECORDS	RPI 51-100	RPI 101-150	RPI 150+			
6- 5	0- 0		0- 0	OVERALL	0- 0	0- 1	6- 4			
5- 2	0- 0		0- 0	HOME	0- 0	0- 1	5- 1			
0- 2	0- 0		0- 0	AWAY	0- 0	0- 0	0- 2			
1- 1	0- 0		0- 0	NEUTRAL	0- 0	0- 0	1- 1			
6- 5	0- 0		0- 0	NON-CONFERENCE	0- 0	0- 1	6- 4			
5- 2	0- 0		0- 0	HOME	0- 0	0- 1	5- 1			
0- 2	0- 0		0- 0	AWAY	0- 0	0- 0	0- 2			
1- 1	0- 0		0- 0	NEUTRAL	0- 0	0- 0	1- 1			
0- 0	0- 0		0- 0	CONFERENCE	0- 0	0- 0	0- 0			
0- 0	0- 0		0- 0	HOME	0- 0	0- 0	0- 0			
0- 0	0- 0		0- 0	AWAY	0- 0	0- 0	0- 0			
0- 0	0- 0		0- 0	NEUTRAL	0- 0	0- 0	0- 0			

RPI 1-25			RPI 26-50			RPI 51-100			RPI 101+			Team's RPI: 285
RPI	S	Opponent	Score	RPI	S	Opponent	Score	RPI	S	Opponent	Score	
								135	H	New Orleans	64	69
								154	A	Texas Tech	48	84
								161	H	Southeast Mo. St.	53	70
								181	A	Southern Miss.	53	59
								193	H	Sam Houston St.	75	69
								228	H	Louisiana Tech	76	53
								290	H	Ga. Southern	69	66
								308	N	Pittsburgh	50	58
								317	N	Alcorn	73	55
								339	H	Mississippi Val.	72	53
								351	H	La.-Monroe	66	42
LAST 10 Division I												
290	H	Ga. Southern	69	66	317	N	Alcorn	73	55			
161	H	Southeast Mo. St.	53	70	193	H	Sam Houston St.	75	69			
154	A	Texas Tech	48	84	228	H	Louisiana Tech	76	53			
308	N	Pittsburgh	50	58	181	A	Southern Miss.	53	59			
351	H	La.-Monroe	66	42	135	H	New Orleans	64	69			

Non-Div I Games:

Ole Miss

■ Loss, 
 ■ Non-Conf, 
 ■ S Site, 
 ■ H Home 
 ■ A Away 
 N Neutral



Average RPI Win:	265	WON-LOST	WINNING	LAST 10	STRENGTH OF	OPP. STRENGTH	TEAM	ADJ.	CONF.	ADJ CONF.
Average RPI Loss:	143	RECORD	PCT. RANK	GAMES	SCHEDULE	OF SCHEDULE	RPI	RPI	RPI	RPI
DIV. I ONLY	3- 8	263	3-7	134	243	263	263	16	16	
DIV. I NON-CONF.	3- 8	262	3-7	133	243	264	264	16	16	
TOTALS	RPI 1-25	RPI 26-50	W-L RECORDS	RPI 51-100	RPI 101-150	RPI 150+				
3- 8	0- 1	0- 1	OVERALL	0- 1	0- 1	3- 4				
2- 3	0- 1	0- 0	HOME	0- 1	0- 1	2- 0				
0- 4	0- 0	0- 1	AWAY	0- 0	0- 0	0- 3				
1- 1	0- 0	0- 0	NEUTRAL	0- 0	0- 0	1- 1				
3- 8	0- 1	0- 1	NON-CONFERENCE	0- 1	0- 1	3- 4				
2- 3	0- 1	0- 0	HOME	0- 1	0- 1	2- 0				
0- 4	0- 0	0- 1	AWAY	0- 0	0- 0	0- 3				
1- 1	0- 0	0- 0	NEUTRAL	0- 0	0- 0	1- 1				
0- 0	0- 0	0- 0	CONFERENCE	0- 0	0- 0	0- 0				
0- 0	0- 0	0- 0	HOME	0- 0	0- 0	0- 0				
0- 0	0- 0	0- 0	AWAY	0- 0	0- 0	0- 0				
0- 0	0- 0	0- 0	NEUTRAL	0- 0	0- 0	0- 0				

RPI 1-25				RPI 26-50				RPI 51-100				RPI 101+				Team's RPI: 263
RPI	S	Opponent	Score	RPI	S	Opponent	Score	RPI	S	Opponent	Score	RPI	S	Opponent	Score	
7	H	Creighton	54 67	30	A	Kansas	48 63	51	H	UNI	45 81	149	H	Cleveland St.	66 79	
												158	H	UMKC	57 53	
												191	N	VCU	66 74	
												220	A	Kansas St.	48 73	
												243	A	Northern Ky.	40 57	
												250	A	Eastern Ill.	52 65	
												299	H	Morgan St.	70 64	
												339	N	Mississippi Val.	78 70	
LAST 10 Division I																
149	H	Cleveland St.	66 79	339	N	Mississippi Val.	78 70									
51	H	UNI	45 81	191	N	VCU	66 74									
250	A	Eastern Ill.	52 65	243	A	Northern Ky.	40 57									
158	H	UMKC	57 53	299	H	Morgan St.	70 64									
220	A	Kansas St.	48 73	30	A	Kansas	48 63									

Non-Div I Games: Peru St. 92 58 Graceland (IA) 85 46

Omaha

Loss, Non-Conf, S Site, H Home A Away N Neutral



# Oral Roberts

Through Games Of Dec. 17, 2019

Average RPI Win:	147	WON-LOST	WINNING	LAST 10	STRENGTH OF	OPP. STRENGTH	TEAM	ADJ.	CONF.	ADJ CONF.
Average RPI Loss:	171	RECORD	PCT. RANK	GAMES	SCHEDULE	OF SCHEDULE	RPI	RPI	RPI	RPI
DIV. I ONLY	3- 7	244	3-7	76	270	222	222	16	16	
DIV. I NON-CONF.	3- 7	245	3-7	75	271	221	221	16	16	
TOTALS	RPI 1-25	RPI 26-50	W-L RECORDS	RPI 51-100	RPI 101-150	RPI 150+				
3- 7	0- 0	0- 1	OVERALL	0- 1	2- 0	1- 5				
3- 1	0- 0	0- 0	HOME	0- 0	2- 0	1- 1				
0- 6	0- 0	0- 1	AWAY	0- 1	0- 0	0- 4				
0- 0	0- 0	0- 0	NEUTRAL	0- 0	0- 0	0- 0				
3- 7	0- 0	0- 1	NON-CONFERENCE	0- 1	2- 0	1- 5				
3- 1	0- 0	0- 0	HOME	0- 0	2- 0	1- 1				
0- 6	0- 0	0- 1	AWAY	0- 1	0- 0	0- 4				
0- 0	0- 0	0- 0	NEUTRAL	0- 0	0- 0	0- 0				
0- 0	0- 0	0- 0	CONFERENCE	0- 0	0- 0	0- 0				
0- 0	0- 0	0- 0	HOME	0- 0	0- 0	0- 0				
0- 0	0- 0	0- 0	AWAY	0- 0	0- 0	0- 0				
0- 0	0- 0	0- 0	NEUTRAL	0- 0	0- 0	0- 0				

RPI S	Opponent	Score	RPI S	Opponent	Score	RPI S	Opponent	Score	RPI S	Opponent	Score	Team's RPI: 222
37	A Arkansas	64 96	88	A Nebraska	67 77	106	H Texas St.	63 57	143	H Wichita St.	79 66	
						177	A Southern Utah	58 72	184	A Utah	58 78	
						193	H Sam Houston St.	64 41	214	H Houston Baptist	73 74	
						220	A Kansas St.	69 109	274	A Tulsa	65 67	
LAST 10 Division I												
88	A Nebraska	67 77	214	H Houston Baptist	73 74							
184	A Utah	58 78	274	A Tulsa	65 67							
177	A Southern Utah	58 72	220	A Kansas St.	69 109							
193	H Sam Houston St.	64 41	37	A Arkansas	64 96							
106	H Texas St.	63 57	143	H Wichita St.	79 66							

Non-Div I Games: Cent. Christian (KS114 60

Oral Roberts

Loss, Non-Conf, S Site, H Home A Away N Neutral



Average RPI Win:	151	WON-LOST	WINNING	LAST 10	STRENGTH OF	OPP. STRENGTH	TEAM	ADJ.	CONF.	ADJ CONF.
Average RPI Loss:	5	RECORD	PCT. RANK	GAMES	SCHEDULE	OF SCHEDULE	RPI	RPI	RPI	RPI
DIV. I ONLY	9- 1	20	9-1	152	13	28	28	1	1	
DIV. I NON-CONF.	9- 1	20	9-1	152	13	27	27	1	1	
TOTALS	RPI 1-25	RPI 26-50	W-L RECORDS	RPI 51-100	RPI 101-150	RPI 150+				
9- 1	0- 1	0- 0	OVERALL	3- 0	2- 0	4- 0				
5- 0	0- 0	0- 0	HOME	1- 0	1- 0	3- 0				
2- 0	0- 0	0- 0	AWAY	0- 0	1- 0	1- 0				
2- 1	0- 1	0- 0	NEUTRAL	2- 0	0- 0	0- 0				
9- 1	0- 1	0- 0	NON-CONFERENCE	3- 0	2- 0	4- 0				
5- 0	0- 0	0- 0	HOME	1- 0	1- 0	3- 0				
2- 0	0- 0	0- 0	AWAY	0- 0	1- 0	1- 0				
2- 1	0- 1	0- 0	NEUTRAL	2- 0	0- 0	0- 0				
0- 0	0- 0	0- 0	CONFERENCE	0- 0	0- 0	0- 0				
0- 0	0- 0	0- 0	HOME	0- 0	0- 0	0- 0				
0- 0	0- 0	0- 0	AWAY	0- 0	0- 0	0- 0				
0- 0	0- 0	0- 0	NEUTRAL	0- 0	0- 0	0- 0				

RPI 1-25			
RPI	S	Opponent	Score
5	N	Louisville	62 72

RPI 26-50			
RPI	S	Opponent	Score

Team's RPI: 28			
RPI	S	Opponent	Score

RPI 51-100			
RPI	S	Opponent	Score
57	N	Oklahoma St.	89 72
59	H	Texas Southern	99 63
77	N	UT Arlington	91 54

RPI 101+			
RPI	S	Opponent	Score
119	H	South Dakota St.	95 56
121	A	Syracuse	81 64
205	H	Northeastern	89 47
216	H	Utah St.	109 52
242	H	UC Riverside	84 41
260	A	Long Beach St.	81 45

LAST 10 Division I			
242	H	UC Riverside	84 41
260	A	Long Beach St.	81 45
119	H	South Dakota St.	95 56
5	N	Louisville	62 72
205	H	Northeastern	89 47
77	N	UT Arlington	91 54
121	A	Syracuse	81 64
57	N	Oklahoma St.	89 72
59	H	Texas Southern	99 63
216	H	Utah St.	109 52

Non-Div I Games:

Oregon

■ Loss, ■ Non-Conf, S Site, H Home A Away N Neutral



Average RPI Win: 114		WON-LOST	WINNING	LAST 10	STRENGTH OF	OPP. STRENGTH	TEAM	ADJ.	CONF.	ADJ CONF.
Average RPI Loss: 0		RECORD	PCT. RANK	GAMES	SCHEDULE	OF SCHEDULE	RPI	RPI	RPI	RPI
DIV. I ONLY		9- 0	1	9-0	21	16	4	4	1	1
DIV. I NON-CONF.		9- 0	1	9-0	21	16	4	4	1	1
TOTALS	RPI 1-25		RPI 26-50		W-L RECORDS	RPI 51-100	RPI 101-150		RPI 150+	
9- 0	2- 0		2- 0		OVERALL	0- 0	0- 0		5- 0	
7- 0	2- 0		1- 0		HOME	0- 0	0- 0		4- 0	
1- 0	0- 0		1- 0		AWAY	0- 0	0- 0		0- 0	
1- 0	0- 0		0- 0		NEUTRAL	0- 0	0- 0		1- 0	
9- 0	2- 0		2- 0		NON-CONFERENCE	0- 0	0- 0		5- 0	
7- 0	2- 0		1- 0		HOME	0- 0	0- 0		4- 0	
1- 0	0- 0		1- 0		AWAY	0- 0	0- 0		0- 0	
1- 0	0- 0		0- 0		NEUTRAL	0- 0	0- 0		1- 0	
0- 0	0- 0		0- 0		CONFERENCE	0- 0	0- 0		0- 0	
0- 0	0- 0		0- 0		HOME	0- 0	0- 0		0- 0	
0- 0	0- 0		0- 0		AWAY	0- 0	0- 0		0- 0	
0- 0	0- 0		0- 0		NEUTRAL	0- 0	0- 0		0- 0	

RPI	S	Opponent	Score	RPI	S	Opponent	Score	RPI	S	Opponent	Score	RPI	S	Opponent	Score
3	H	Missouri St.	80 69	36	H	Pacific	69 57					165	H	Hawaii	64 32
15	H	DePaul	98 77	43	A	Miami (FL)	75 53					177	H	Southern Utah	95 45
												180	N	Liberty	68 55
												189	H	UC Irvine	86 57
												216	H	Utah St.	75 46
LAST 10 Division I															
				216	H	Utah St.	75 46					177	H	Southern Utah	95 45
				165	H	Hawaii	64 32					3	H	Missouri St.	80 69
				180	N	Liberty	68 55					15	H	DePaul	98 77
				43	A	Miami (FL)	75 53					36	H	Pacific	69 57
												189	H	UC Irvine	86 57

Non-Div I Games:

Oregon St.



Average RPI Win:	199	WON-LOST	WINNING	LAST 10	STRENGTH OF	OPP. STRENGTH	TEAM	ADJ.	CONF.	ADJ CONF.
Average RPI Loss:	36	RECORD	PCT. RANK	GAMES	SCHEDULE	OF SCHEDULE	RPI	RPI	RPI	RPI
DIV. I ONLY	6- 3	88	6-3	62	66	36	36	12	12	
DIV. I NON-CONF.	6- 3	86	6-3	62	66	36	36	12	12	
TOTALS	RPI 1-25	RPI 26-50	W-L RECORDS	RPI 51-100	RPI 101-150	RPI 150+				
6- 3	0- 1	0- 1	OVERALL	1- 1	0- 0	5- 0				
4- 0	0- 0	0- 0	HOME	0- 0	0- 0	4- 0				
2- 3	0- 1	0- 1	AWAY	1- 1	0- 0	1- 0				
0- 0	0- 0	0- 0	NEUTRAL	0- 0	0- 0	0- 0				
6- 3	0- 1	0- 1	NON-CONFERENCE	1- 1	0- 0	5- 0				
4- 0	0- 0	0- 0	HOME	0- 0	0- 0	4- 0				
2- 3	0- 1	0- 1	AWAY	1- 1	0- 0	1- 0				
0- 0	0- 0	0- 0	NEUTRAL	0- 0	0- 0	0- 0				
0- 0	0- 0	0- 0	CONFERENCE	0- 0	0- 0	0- 0				
0- 0	0- 0	0- 0	HOME	0- 0	0- 0	0- 0				
0- 0	0- 0	0- 0	AWAY	0- 0	0- 0	0- 0				
0- 0	0- 0	0- 0	NEUTRAL	0- 0	0- 0	0- 0				

RPI 1-25				RPI 26-50				Team's RPI: 36	RPI 51-100				RPI 101+			
RPI	S	Opponent	Score	RPI	S	Opponent	Score		RPI	S	Opponent	Score	RPI	S	Opponent	Score
4	A	Oregon St.	57 69	27	A	UCLA	57 68		61	A	Drexel	58 51	158	H	UMKC	89 60
									76	A	CSU Bakersfield	70 80	194	H	SMU	77 49
													251	H	Weber St.	76 53
													252	H	Indiana St.	83 66
													276	A	UC Santa Barbara	63 53
LAST 10 Division I																
27	A	UCLA	57 68	251	H	Weber St.	76 53		61	A	Drexel	58 51				
76	A	CSU Bakersfield	70 80	4	A	Oregon St.	57 69		158	H	UMKC	89 60				
276	A	UC Santa Barbara	63 53													
194	H	SMU	77 49													
252	H	Indiana St.	83 66													

Non-Div I Games:

Pacific

■ Loss, 
 ■ Non-Conf, S Site, 
 ■ Home 
 ■ Away 
 N Neutral



Average RPI Win:	221	WON-LOST	WINNING	LAST 10	STRENGTH OF	OPP. STRENGTH	TEAM	ADJ.	CONF.	ADJ CONF.
Average RPI Loss:	26	RECORD	PCT. RANK	GAMES	SCHEDULE	OF SCHEDULE	RPI	RPI	RPI	RPI
DIV. I ONLY	7- 1	39	7-1	329	19	96	96	8	8	
DIV. I NON-CONF.	7- 1	39	7-1	329	19	97	97	8	8	
TOTALS	RPI 1-25	RPI 26-50	W-L RECORDS	RPI 51-100	RPI 101-150	RPI 150+				
7- 1	0- 0	0- 1	OVERALL	0- 0	1- 0	6- 0				
4- 0	0- 0	0- 0	HOME	0- 0	0- 0	4- 0				
3- 1	0- 0	0- 1	AWAY	0- 0	1- 0	2- 0				
0- 0	0- 0	0- 0	NEUTRAL	0- 0	0- 0	0- 0				
7- 1	0- 0	0- 1	NON-CONFERENCE	0- 0	1- 0	6- 0				
4- 0	0- 0	0- 0	HOME	0- 0	0- 0	4- 0				
3- 1	0- 0	0- 1	AWAY	0- 0	1- 0	2- 0				
0- 0	0- 0	0- 0	NEUTRAL	0- 0	0- 0	0- 0				
0- 0	0- 0	0- 0	CONFERENCE	0- 0	0- 0	0- 0				
0- 0	0- 0	0- 0	HOME	0- 0	0- 0	0- 0				
0- 0	0- 0	0- 0	AWAY	0- 0	0- 0	0- 0				
0- 0	0- 0	0- 0	NEUTRAL	0- 0	0- 0	0- 0				

RPI 1-25			RPI 26-50			RPI 51-100			Team's RPI: 96	RPI 101+		
RPI	S	Opponent	Score	RPI	S	Opponent	Score	RPI	S	Opponent	Score	
				26	A	Duke	50 66			146	A	La Salle 65 49
										176	A	Saint Joseph's 55 45
										197	H	Stetson 81 41
										213	H	Siena 92 44
										221	H	Iona 74 42
										288	H	Hartford 74 46
										306	A	NJIT 85 51
LAST 10 Division I												
				146	A	La Salle	65 49			197	H	Stetson 81 41
				288	H	Hartford	74 46			306	A	NJIT 85 51
				26	A	Duke	50 66			213	H	Siena 92 44
				176	A	Saint Joseph's	55 45					
				221	H	Iona	74 42					

Non-Div I Games:

Penn



RPI 1-25				RPI 26-50				RPI 51-100				RPI 101+			
RPI	S	Opponent	Score	RPI	S	Opponent	Score	RPI	S	Opponent	Score	RPI	S	Opponent	Score
6	A	Princeton	55 72									120	H	Rider	70 78
												146	H	La Salle	67 69
												155	H	Fordham	72 59
												172	H	George Mason	68 78
												178	H	Clemson	68 55
												260	N	Long Beach St.	56 64
												270	A	Towson	73 67
												308	H	Pittsburgh	78 73
												324	N	N.C. Central	92 68
LAST 10 Division I															
260	N	Long Beach St.	56 64	6	A	Princeton	55 72								
172	H	George Mason	68 78	308	H	Pittsburgh	78 73								
178	H	Clemson	68 55	324	N	N.C. Central	92 68								
146	H	La Salle	67 69	120	H	Rider	70 78								
155	H	Fordham	72 59	270	A	Towson	73 67								

Penn St.



Pepperdine

Through Games Of Dec. 17, 2019

Average RPI Win:	282	WON-LOST	WINNING	LAST 10	STRENGTH OF	OPP. STRENGTH	TEAM	ADJ.	CONF.	ADJ CONF.
Average RPI Loss:	176	RECORD	PCT. RANK	GAMES	SCHEDULE	OF SCHEDULE	RPI	RPI	RPI	RPI
DIV. I ONLY	3- 3	164	3-3	343	73	298	298	12	12	
DIV. I NON-CONF.	3- 3	165	3-3	343	74	298	298	12	12	
TOTALS	RPI 1-25	RPI 26-50	W-L RECORDS	RPI 51-100	RPI 101-150	RPI 150+				
3- 3	0- 0	0- 0	OVERALL	0- 1	0- 0	3- 2				
1- 2	0- 0	0- 0	HOME	0- 0	0- 0	1- 2				
2- 1	0- 0	0- 0	AWAY	0- 1	0- 0	2- 0				
0- 0	0- 0	0- 0	NEUTRAL	0- 0	0- 0	0- 0				
3- 3	0- 0	0- 0	NON-CONFERENCE	0- 1	0- 0	3- 2				
1- 2	0- 0	0- 0	HOME	0- 0	0- 0	1- 2				
2- 1	0- 0	0- 0	AWAY	0- 1	0- 0	2- 0				
0- 0	0- 0	0- 0	NEUTRAL	0- 0	0- 0	0- 0				
0- 0	0- 0	0- 0	CONFERENCE	0- 0	0- 0	0- 0				
0- 0	0- 0	0- 0	HOME	0- 0	0- 0	0- 0				
0- 0	0- 0	0- 0	AWAY	0- 0	0- 0	0- 0				
0- 0	0- 0	0- 0	NEUTRAL	0- 0	0- 0	0- 0				

RPI 1-25				RPI 26-50				RPI 51-100				RPI 101+				Team's RPI: 298	
RPI	S	Opponent	Score	RPI	S	Opponent	Score	RPI	S	Opponent	Score	RPI	S	Opponent	Score		
								81	A	Washington St.	48	85	165	H	Hawaii	51	52
													223	A	Eastern Wash.	53	52
													283	H	UNLV	44	69
													305	H	Cal Poly	63	53
													318	A	New Mexico St.	72	69
LAST 10 Division I																	
								165	H	Hawaii	51	52	283	H	UNLV	44	69
								305	H	Cal Poly	63	53	223	A	Eastern Wash.	53	52
								81	A	Washington St.	48	85	318	A	New Mexico St.	72	69

Non-Div I Games: Concordia (CA) 76 57 Cal St. L.A. 79 56

Pepperdine

Loss, Non-Conf, S Site, H Home A Away N Neutral



Average RPI Win:	321	WON-LOST	WINNING	LAST 10	STRENGTH OF	OPP. STRENGTH	TEAM	ADJ.	CONF.	ADJ CONF.
Average RPI Loss:	145	RECORD	PCT. RANK	GAMES	SCHEDULE	OF SCHEDULE	RPI	RPI	RPI	RPI
DIV. I ONLY	3- 7	244	3-7	241	292	308	308	3	3	
DIV. I NON-CONF.	3- 7	245	3-7	241	291	308	308	3	3	
TOTALS	RPI 1-25	RPI 26-50	W-L RECORDS	RPI 51-100	RPI 101-150	RPI 150+				
3- 7	0- 0	0- 0	OVERALL	0- 2	0- 3	3- 2				
2- 4	0- 0	0- 0	HOME	0- 1	0- 2	2- 1				
0- 2	0- 0	0- 0	AWAY	0- 0	0- 1	0- 1				
1- 1	0- 0	0- 0	NEUTRAL	0- 1	0- 0	1- 0				
3- 7	0- 0	0- 0	NON-CONFERENCE	0- 2	0- 3	3- 2				
2- 4	0- 0	0- 0	HOME	0- 1	0- 2	2- 1				
0- 2	0- 0	0- 0	AWAY	0- 0	0- 1	0- 1				
1- 1	0- 0	0- 0	NEUTRAL	0- 1	0- 0	1- 0				
0- 0	0- 0	0- 0	CONFERENCE	0- 0	0- 0	0- 0				
0- 0	0- 0	0- 0	HOME	0- 0	0- 0	0- 0				
0- 0	0- 0	0- 0	AWAY	0- 0	0- 0	0- 0				
0- 0	0- 0	0- 0	NEUTRAL	0- 0	0- 0	0- 0				

RPI 1-25			RPI 26-50			RPI 51-100			RPI 101+			Team's RPI: 308
RPI	S	Opponent	Score	RPI	S	Opponent	Score	RPI	S	Opponent	Score	
						97 H Stony Brook	56 59	101 A UCF			58 74	
						99 N Ohio	50 72	103 H Duquesne			62 81	
								133 H Miami (OH)			71 80	
								235 H Georgetown			56 66	
								246 A Penn St.			73 78	
								285 N Ole Miss			58 50	
								337 H Central Conn. St.			81 73	
								342 H Fairleigh Dickinson			69 60	
LAST 10 Division I												
						133 H Miami (OH)	71 80	246 A Penn St.			73 78	
						97 H Stony Brook	56 59	285 N Ole Miss			58 50	
						235 H Georgetown	56 66	99 N Ohio			50 72	
						337 H Central Conn. St.	81 73	103 H Duquesne			62 81	
						101 A UCF	58 74	342 H Fairleigh Dickinson			69 60	

Non-Div I Games:

Pittsburgh



Average RPI Win:	<b>242</b>	WON-LOST	WINNING	LAST 10	STRENGTH OF	OPP. STRENGTH	TEAM	ADJ.	CONF.	ADJ CONF.
Average RPI Loss:	<b>114</b>	RECORD	PCT. RANK	GAMES	SCHEDULE	OF SCHEDULE	RPI	RPI	RPI	RPI
DIV. I ONLY	5- 4	140	5-4	187	230	168	168	12	12	
DIV. I NON-CONF.	5- 4	142	5-4	188	230	167	167	12	12	
TOTALS	RPI 1-25	RPI 26-50	W-L RECORDS	RPI 51-100	RPI 101-150	RPI 150+				
5- 4	0- 0	0- 1	OVERALL	0- 1	0- 1	5- 1				
2- 3	0- 0	0- 1	HOME	0- 1	0- 1	2- 0				
3- 1	0- 0	0- 0	AWAY	0- 0	0- 0	3- 1				
0- 0	0- 0	0- 0	NEUTRAL	0- 0	0- 0	0- 0				
5- 4	0- 0	0- 1	NON-CONFERENCE	0- 1	0- 1	5- 1				
2- 3	0- 0	0- 1	HOME	0- 1	0- 1	2- 0				
3- 1	0- 0	0- 0	AWAY	0- 0	0- 0	3- 1				
0- 0	0- 0	0- 0	NEUTRAL	0- 0	0- 0	0- 0				
0- 0	0- 0	0- 0	CONFERENCE	0- 0	0- 0	0- 0				
0- 0	0- 0	0- 0	HOME	0- 0	0- 0	0- 0				
0- 0	0- 0	0- 0	AWAY	0- 0	0- 0	0- 0				
0- 0	0- 0	0- 0	NEUTRAL	0- 0	0- 0	0- 0				

RPI 1-25				RPI 26-50				RPI 51-100				RPI 101+				Team's RPI: 168	
RPI	S	Opponent	Score	RPI	S	Opponent	Score	RPI	S	Opponent	Score	RPI	S	Opponent	Score		
				33	H	Abilene Christian	69 76	56	H	Loyola Chicago	64 78	141	H	Portland St.	71 77		
												170	H	Fresno St.	75 64		
												216	A	Utah St.	70 64		
												226	A	CSUN	64 73		
												251	A	Weber St.	78 59		
												279	H	Grand Canyon	73 41		
												296	A	Air Force	72 56		
LAST 10 Division I																	
				141	H	Portland St.	71 77	56	H	Loyola Chicago	64 78						
				279	H	Grand Canyon	73 41	33	H	Abilene Christian	69 76						
				251	A	Weber St.	78 59	296	A	Air Force	72 56						
				216	A	Utah St.	70 64	226	A	CSUN	64 73						
								170	H	Fresno St.	75 64						

Non-Div I Games: Warner Pacific 78 36

Portland

■ Loss, 
 ■ Non-Conf, 
 ■ S Site, 
 ■ H Home 
 ■ A Away 
 N Neutral



Average RPI Win:	244	WON-LOST	WINNING	LAST 10	STRENGTH OF	OPP. STRENGTH	TEAM	ADJ.	CONF.	ADJ CONF.
Average RPI Loss:	138	RECORD	PCT. RANK	GAMES	SCHEDULE	OF SCHEDULE	RPI	RPI	RPI	RPI
DIV. I ONLY	5- 3	111	5-3	275	129	141	141	18	18	
DIV. I NON-CONF.	5- 3	108	5-3	274	127	141	141	18	18	
TOTALS	RPI 1-25	RPI 26-50	W-L RECORDS	RPI 51-100	RPI 101-150	RPI 150+				
5- 3	0- 0	0- 0	OVERALL	0- 1	0- 0	5- 2				
2- 0	0- 0	0- 0	HOME	0- 0	0- 0	2- 0				
3- 2	0- 0	0- 0	AWAY	0- 1	0- 0	3- 1				
0- 1	0- 0	0- 0	NEUTRAL	0- 0	0- 0	0- 1				
5- 3	0- 0	0- 0	NON-CONFERENCE	0- 1	0- 0	5- 2				
2- 0	0- 0	0- 0	HOME	0- 0	0- 0	2- 0				
3- 2	0- 0	0- 0	AWAY	0- 1	0- 0	3- 1				
0- 1	0- 0	0- 0	NEUTRAL	0- 0	0- 0	0- 1				
0- 0	0- 0	0- 0	CONFERENCE	0- 0	0- 0	0- 0				
0- 0	0- 0	0- 0	HOME	0- 0	0- 0	0- 0				
0- 0	0- 0	0- 0	AWAY	0- 0	0- 0	0- 0				
0- 0	0- 0	0- 0	NEUTRAL	0- 0	0- 0	0- 0				

RPI 1-25				RPI 26-50				RPI 51-100				RPI 101+ Team's RPI: 141					
RPI	S	Opponent	Score	RPI	S	Opponent	Score	RPI	S	Opponent	Score	RPI	S	Opponent	Score		
								66	A	Boise St.	57	82	158	A	UMKC	69	87
													168	A	Portland	77	71
													189	A	UC Irvine	70	61
													189	N	UC Irvine	75	83
													257	A	UC Davis	76	70
													279	H	Grand Canyon	69	46
													325	H	Nevada	80	75
LAST 10 Division I																	
				168	A	Portland	77	71					257	A	UC Davis	76	70
				279	H	Grand Canyon	69	46					325	H	Nevada	80	75
				189	A	UC Irvine	70	61					189	N	UC Irvine	75	83
													158	A	UMKC	69	87
													66	A	Boise St.	57	82

Non-Div I Games: Multnomah 104 48

Portland St.



Prairie View

Through Games Of Dec. 17, 2019

Average RPI Win:	0	WON-LOST	WINNING	LAST 10	STRENGTH OF	OPP. STRENGTH	TEAM	ADJ.	CONF.	ADJ CONF.
Average RPI Loss:	126	RECORD	PCT. RANK	GAMES	SCHEDULE	OF SCHEDULE	RPI	RPI	RPI	RPI
DIV. I ONLY	0- 8	336	0-8	8	309	239	239	28	28	
DIV. I NON-CONF.	0- 8	336	0-8	8	310	240	240	28	28	
TOTALS	RPI 1-25	RPI 26-50	W-L RECORDS	RPI 51-100	RPI 101-150	RPI 150+				
0- 8	0- 1	0- 1	OVERALL	0- 1	0- 1	0- 4				
0- 1	0- 0	0- 0	HOME	0- 0	0- 0	0- 1				
0- 5	0- 1	0- 1	AWAY	0- 1	0- 0	0- 2				
0- 2	0- 0	0- 0	NEUTRAL	0- 0	0- 1	0- 1				
0- 8	0- 1	0- 1	NON-CONFERENCE	0- 1	0- 1	0- 4				
0- 1	0- 0	0- 0	HOME	0- 0	0- 0	0- 1				
0- 5	0- 1	0- 1	AWAY	0- 1	0- 0	0- 2				
0- 2	0- 0	0- 0	NEUTRAL	0- 0	0- 1	0- 1				
0- 0	0- 0	0- 0	CONFERENCE	0- 0	0- 0	0- 0				
0- 0	0- 0	0- 0	HOME	0- 0	0- 0	0- 0				
0- 0	0- 0	0- 0	AWAY	0- 0	0- 0	0- 0				
0- 0	0- 0	0- 0	NEUTRAL	0- 0	0- 0	0- 0				

RPI 1-25				RPI 26-50				RPI 51-100				RPI 101+ Team's RPI: 239			
RPI	S	Opponent	Score	RPI	S	Opponent	Score	RPI	S	Opponent	Score	RPI	S	Opponent	Score
14	A	Texas A&M	38 80	40	A	Oklahoma	48 94	58	A	Arizona	48 83	133	N	Miami (OH)	52 65
												154	A	Texas Tech	48 82
												174	H	Florida	44 51
												198	N	A&M-Corpus Christi	52 64
												236	A	Rice	55 77
LAST 10 Division I															
154	A	Texas Tech	48 82	198	N	A&M-Corpus Christi	52 64								
236	A	Rice	55 77	133	N	Miami (OH)	52 65								
174	H	Florida	44 51	40	A	Oklahoma	48 94								
14	A	Texas A&M	38 80												
58	A	Arizona	48 83												

Non-Div I Games: Wiley 75 42 Tex. A&M-Kingsville 85 55

Prairie View

Loss, Non-Conf, S Site, H Home A Away N Neutral



Presbyterian

Through Games Of Dec. 17, 2019

Average RPI Win:	327	WON-LOST	WINNING	LAST 10	STRENGTH OF	OPP. STRENGTH	TEAM	ADJ.	CONF.	ADJ CONF.
Average RPI Loss:	194	RECORD	PCT. RANK	GAMES	SCHEDULE	OF SCHEDULE	RPI	RPI	RPI	RPI
DIV. I ONLY	2- 5	255	2-5	182	346	267	267	30	30	
DIV. I NON-CONF.	2- 5	253	2-5	182	346	268	268	30	30	
TOTALS	RPI 1-25	RPI 26-50	W-L RECORDS	RPI 51-100	RPI 101-150	RPI 150+				
2- 5	0- 0	0- 0	OVERALL	0- 1	0- 0	2- 4				
1- 1	0- 0	0- 0	HOME	0- 0	0- 0	1- 1				
1- 4	0- 0	0- 0	AWAY	0- 1	0- 0	1- 3				
0- 0	0- 0	0- 0	NEUTRAL	0- 0	0- 0	0- 0				
2- 5	0- 0	0- 0	NON-CONFERENCE	0- 1	0- 0	2- 4				
1- 1	0- 0	0- 0	HOME	0- 0	0- 0	1- 1				
1- 4	0- 0	0- 0	AWAY	0- 1	0- 0	1- 3				
0- 0	0- 0	0- 0	NEUTRAL	0- 0	0- 0	0- 0				
0- 0	0- 0	0- 0	CONFERENCE	0- 0	0- 0	0- 0				
0- 0	0- 0	0- 0	HOME	0- 0	0- 0	0- 0				
0- 0	0- 0	0- 0	AWAY	0- 0	0- 0	0- 0				
0- 0	0- 0	0- 0	NEUTRAL	0- 0	0- 0	0- 0				

RPI 1-25			RPI 26-50			RPI 51-100			RPI 101+			Team's RPI: 267
RPI	S	Opponent	Score	RPI	S	Opponent	Score	RPI	S	Opponent	Score	
						53	A West Virginia	40	56	152	A Illinois	52 71
										174	A Florida	46 60
										287	A Wofford	60 67
										303	H Col. of Charleston	58 54
										304	H UNCW	60 70
										350	A South Carolina St.	70 49
LAST 10 Division I												
						287	A Wofford	60	67	304	H UNCW	60 70
						303	H Col. of Charleston	58	54	152	A Illinois	52 71
						174	A Florida	46	60			
						53	A West Virginia	40	56			
						350	A South Carolina St.	70	49			

Non-Div I Games: William Peace 72 35

Presbyterian

Loss, Non-Conf, S Site, H Home A Away N Neutral



Average RPI Win:	143	WON-LOST	WINNING	LAST 10	STRENGTH OF	OPP. STRENGTH	TEAM	ADJ.	CONF.	ADJ CONF.
Average RPI Loss:	18	RECORD	PCT. RANK	GAMES	SCHEDULE	OF SCHEDULE	RPI	RPI	RPI	RPI
DIV. I ONLY	9- 1	20	9-1	34	92	6	6	8	8	
DIV. I NON-CONF.	9- 1	20	9-1	34	93	6	6	8	8	
TOTALS	RPI 1-25	RPI 26-50	W-L RECORDS	RPI 51-100	RPI 101-150	RPI 150+				
9- 1	0- 1	1- 0	OVERALL	3- 0	2- 0	3- 0				
6- 0	0- 0	1- 0	HOME	0- 0	2- 0	3- 0				
3- 1	0- 1	0- 0	AWAY	3- 0	0- 0	0- 0				
0- 0	0- 0	0- 0	NEUTRAL	0- 0	0- 0	0- 0				
9- 1	0- 1	1- 0	NON-CONFERENCE	3- 0	2- 0	3- 0				
6- 0	0- 0	1- 0	HOME	0- 0	2- 0	3- 0				
3- 1	0- 1	0- 0	AWAY	3- 0	0- 0	0- 0				
0- 0	0- 0	0- 0	NEUTRAL	0- 0	0- 0	0- 0				
0- 0	0- 0	0- 0	CONFERENCE	0- 0	0- 0	0- 0				
0- 0	0- 0	0- 0	HOME	0- 0	0- 0	0- 0				
0- 0	0- 0	0- 0	AWAY	0- 0	0- 0	0- 0				
0- 0	0- 0	0- 0	NEUTRAL	0- 0	0- 0	0- 0				

RPI 1-25				RPI 26-50				RPI 51-100				RPI 101+			
RPI	S	Opponent	Score	RPI	S	Opponent	Score	RPI	S	Opponent	Score	RPI	S	Opponent	Score
18	A	Iowa	75 77	35	H	FGCU	67 53	65	A	Seton Hall	78 76	120	H	Rider	80 47
								90	A	George Washington	75 50	144	H	Monmouth	52 40
								95	A	Marist	62 50	206	H	St. Francis Brooklyn	76 44
												246	H	Penn St.	72 55
												288	H	Hartford	73 42
LAST 10 Division I															
18	A	Iowa	75 77	246	H	Penn St.	72 55								
35	H	FGCU	67 53	288	H	Hartford	73 42								
65	A	Seton Hall	78 76	95	A	Marist	62 50								
90	A	George Washington	75 50	206	H	St. Francis Brooklyn	76 44								
120	H	Rider	80 47	144	H	Monmouth	52 40								

Non-Div I Games:

Princeton



Average RPI Win: 187		WON-LOST	WINNING	LAST 10	STRENGTH OF	OPP. STRENGTH	TEAM	ADJ.	CONF.	ADJ CONF.
Average RPI Loss: 55		RECORD	PCT. RANK	GAMES	SCHEDULE	OF SCHEDULE	RPI	RPI	RPI	RPI
DIV. I ONLY		8- 1	27	8-1	204	101	38	38	6	6
DIV. I NON-CONF.		8- 1	27	8-1	203	101	38	38	6	6
TOTALS	RPI 1-25	RPI 26-50		W-L RECORDS		RPI 51-100	RPI 101-150	RPI 150+		
8- 1	0- 0	0- 0		OVERALL		1- 1	2- 0	5- 0		
2- 0	0- 0	0- 0		HOME		1- 0	0- 0	1- 0		
5- 1	0- 0	0- 0		AWAY		0- 1	1- 0	4- 0		
1- 0	0- 0	0- 0		NEUTRAL		0- 0	1- 0	0- 0		
8- 1	0- 0	0- 0		NON-CONFERENCE		1- 1	2- 0	5- 0		
2- 0	0- 0	0- 0		HOME		1- 0	0- 0	1- 0		
5- 1	0- 0	0- 0		AWAY		0- 1	1- 0	4- 0		
1- 0	0- 0	0- 0		NEUTRAL		0- 0	1- 0	0- 0		
0- 0	0- 0	0- 0		CONFERENCE		0- 0	0- 0	0- 0		
0- 0	0- 0	0- 0		HOME		0- 0	0- 0	0- 0		
0- 0	0- 0	0- 0		AWAY		0- 0	0- 0	0- 0		
0- 0	0- 0	0- 0		NEUTRAL		0- 0	0- 0	0- 0		

[illegible]

Non-Div I Games:

## Providence

■ Loss, ■ Non-Conf, S Site, H Home A Away N Neutral



Average RPI Win:	142	WON-LOST	WINNING	LAST 10	STRENGTH OF	OPP. STRENGTH	TEAM	ADJ.	CONF.	ADJ CONF.
Average RPI Loss:	17	RECORD	PCT. RANK	GAMES	SCHEDULE	OF SCHEDULE	RPI	RPI	RPI	RPI
DIV. I ONLY	7- 3	74	7-3	33	32	21	21	2	2	
DIV. I NON-CONF.	7- 3	75	7-3	33	32	21	21	2	2	
TOTALS	RPI 1-25	RPI 26-50	W-L RECORDS	RPI 51-100	RPI 101-150	RPI 150+				
7- 3	1- 2	0- 1	OVERALL	2- 0	0- 0	4- 0				
4- 0	0- 0	0- 0	HOME	1- 0	0- 0	3- 0				
1- 2	0- 1	0- 1	AWAY	0- 0	0- 0	1- 0				
2- 1	1- 1	0- 0	NEUTRAL	1- 0	0- 0	0- 0				
7- 3	1- 2	0- 1	NON-CONFERENCE	2- 0	0- 0	4- 0				
4- 0	0- 0	0- 0	HOME	1- 0	0- 0	3- 0				
1- 2	0- 1	0- 1	AWAY	0- 0	0- 0	1- 0				
2- 1	1- 1	0- 0	NEUTRAL	1- 0	0- 0	0- 0				
0- 0	0- 0	0- 0	CONFERENCE	0- 0	0- 0	0- 0				
0- 0	0- 0	0- 0	HOME	0- 0	0- 0	0- 0				
0- 0	0- 0	0- 0	AWAY	0- 0	0- 0	0- 0				
0- 0	0- 0	0- 0	NEUTRAL	0- 0	0- 0	0- 0				

RPI 1-25				RPI 26-50				RPI 51-100				RPI 101+			
RPI	S	Opponent	Score	RPI	S	Opponent	Score	RPI	S	Opponent	Score	RPI	S	Opponent	Score
9	N	Gonzaga	50 63	32	A	Virginia Tech	54 67	70	N	Arizona St.	59 52	157	H	Northern Ill.	68 63
10	A	South Carolina	49 85					71	H	Kent St.	77 64	187	H	Western Ill.	66 59
25	N	Drake	67 47									204	H	Milwaukee	68 55
												280	A	Chattanooga	66 34
LAST 10 Division I															
10	A	South Carolina	49 85	71	H	Kent St.	77 64								
157	H	Northern Ill.	68 63	32	A	Virginia Tech	54 67								
187	H	Western Ill.	66 59	9	N	Gonzaga	50 63								
280	A	Chattanooga	66 34	70	N	Arizona St.	59 52								
204	H	Milwaukee	68 55	25	N	Drake	67 47								

Non-Div I Games:

Purdue

■ Loss, 
 ■ Non-Conf, 
 ■ S Site, 
 ■ H Home 
 ■ A Away 
 N Neutral



Average RPI Win:	324	WON-LOST	WINNING	LAST 10	STRENGTH OF	OPP. STRENGTH	TEAM	ADJ.	CONF.	ADJ CONF.
Average RPI Loss:	156	RECORD	PCT. RANK	GAMES	SCHEDULE	OF SCHEDULE	RPI	RPI	RPI	RPI
DIV. I ONLY	2- 8	298	2-8	309	146	335	335	16	16	
DIV. I NON-CONF.	2- 8	298	2-8	309	144	335	335	16	16	
TOTALS	RPI 1-25	RPI 26-50	W-L RECORDS	RPI 51-100	RPI 101-150	RPI 150+				
2- 8	0- 0	0- 0	OVERALL	0- 1	0- 3	2- 4				
2- 2	0- 0	0- 0	HOME	0- 0	0- 1	2- 1				
0- 3	0- 0	0- 0	AWAY	0- 0	0- 1	0- 2				
0- 3	0- 0	0- 0	NEUTRAL	0- 1	0- 1	0- 1				
2- 8	0- 0	0- 0	NON-CONFERENCE	0- 1	0- 3	2- 4				
2- 2	0- 0	0- 0	HOME	0- 0	0- 1	2- 1				
0- 3	0- 0	0- 0	AWAY	0- 0	0- 1	0- 2				
0- 3	0- 0	0- 0	NEUTRAL	0- 1	0- 1	0- 1				
0- 0	0- 0	0- 0	CONFERENCE	0- 0	0- 0	0- 0				
0- 0	0- 0	0- 0	HOME	0- 0	0- 0	0- 0				
0- 0	0- 0	0- 0	AWAY	0- 0	0- 0	0- 0				
0- 0	0- 0	0- 0	NEUTRAL	0- 0	0- 0	0- 0				

RPI 1-25			RPI 26-50			RPI 51-100			RPI 101+			Team's RPI: 335
RPI	S	Opponent	Score	RPI	S	Opponent	Score	RPI	S	Opponent	Score	
						71 N Kent St.	67 75	127 H Ball St.			52 83	
								137 A Akron			53 64	
								144 N Monmouth			46 60	
								154 N Texas Tech			48 82	
								161 H Southeast Mo. St.			48 58	
								202 A Eastern Mich.			40 64	
								253 A SIUE			53 57	
								314 H UIC			61 50	
								334 H Evansville			67 64	
LAST 10 Division I												
334 H Evansville			67 64	202 A Eastern Mich.			40 64					
71 N Kent St.			67 75	253 A SIUE			53 57					
137 A Akron			53 64	144 N Monmouth			46 60					
127 H Ball St.			52 83	154 N Texas Tech			48 82					
314 H UIC			61 50	161 H Southeast Mo. St.			48 58					

Non-Div I Games: Heidelberg 82 55 Purdue Northwest 73 50

Purdue Fort Wayne

Loss, Non-Conf, S Site, H Home A Away N Neutral



Quinnipiac

Through Games Of Dec. 17, 2019

Average RPI Win:	107	WON-LOST	WINNING	LAST 10	STRENGTH OF	OPP. STRENGTH	TEAM	ADJ.	CONF.	ADJ CONF.
Average RPI Loss:	80	RECORD	PCT. RANK	GAMES	SCHEDULE	OF SCHEDULE	RPI	RPI	RPI	RPI
DIV. I ONLY	1- 6	312	1-6	28	109	215	215	19	19	
DIV. I NON-CONF.	1- 6	311	1-6	28	107	215	215	19	19	
TOTALS	RPI 1-25	RPI 26-50	W-L RECORDS	RPI 51-100	RPI 101-150	RPI 150+				
1- 6	0- 0	0- 1	OVERALL	0- 3	1- 2	0- 0				
1- 3	0- 0	0- 0	HOME	0- 2	1- 1	0- 0				
0- 3	0- 0	0- 1	AWAY	0- 1	0- 1	0- 0				
0- 0	0- 0	0- 0	NEUTRAL	0- 0	0- 0	0- 0				
1- 6	0- 0	0- 1	NON-CONFERENCE	0- 3	1- 2	0- 0				
1- 3	0- 0	0- 0	HOME	0- 2	1- 1	0- 0				
0- 3	0- 0	0- 1	AWAY	0- 1	0- 1	0- 0				
0- 0	0- 0	0- 0	NEUTRAL	0- 0	0- 0	0- 0				
0- 0	0- 0	0- 0	CONFERENCE	0- 0	0- 0	0- 0				
0- 0	0- 0	0- 0	HOME	0- 0	0- 0	0- 0				
0- 0	0- 0	0- 0	AWAY	0- 0	0- 0	0- 0				
0- 0	0- 0	0- 0	NEUTRAL	0- 0	0- 0	0- 0				

RPI 1-25				RPI 26-50				RPI 51-100				RPI 101+				Team's RPI: 215	
RPI	S	Opponent	Score	RPI	S	Opponent	Score	RPI	S	Opponent	Score	RPI	S	Opponent	Score		
				44	A	Maryland	52 107	55	A	Yale	59 63	101	A	UCF	58 80		
								61	H	Drexel	62 66	107	H	Bucknell	76 69		
								90	H	George Washington	67 78	129	H	Harvard	68 77		
LAST 10 Division I																	
				101	A	UCF	58 80	90	H	George Washington	67 78						
				61	H	Drexel	62 66	129	H	Harvard	68 77						
								44	A	Maryland	52 107						
								107	H	Bucknell	76 69						
								55	A	Yale	59 63						

Non-Div I Games:

Quinnipiac



Average RPI Win:	305	WON-LOST	WINNING	LAST 10	STRENGTH OF	OPP. STRENGTH	TEAM	ADJ.	CONF.	ADJ CONF.
Average RPI Loss:	160	RECORD	PCT. RANK	GAMES	SCHEDULE	OF SCHEDULE	RPI	RPI	RPI	RPI
DIV. I ONLY	2- 6	270	2-6	303	192	292	292	30	30	
DIV. I NON-CONF.	2- 6	269	2-6	304	192	293	293	30	30	
TOTALS	RPI 1-25	RPI 26-50	W-L RECORDS	RPI 51-100	RPI 101-150	RPI 150+				
2- 6	0- 1	0- 0	OVERALL	0- 2	0- 0	2- 3				
0- 2	0- 0	0- 0	HOME	0- 0	0- 0	0- 2				
2- 4	0- 1	0- 0	AWAY	0- 2	0- 0	2- 1				
0- 0	0- 0	0- 0	NEUTRAL	0- 0	0- 0	0- 0				
2- 6	0- 1	0- 0	NON-CONFERENCE	0- 2	0- 0	2- 3				
0- 2	0- 0	0- 0	HOME	0- 0	0- 0	0- 2				
2- 4	0- 1	0- 0	AWAY	0- 2	0- 0	2- 1				
0- 0	0- 0	0- 0	NEUTRAL	0- 0	0- 0	0- 0				
0- 0	0- 0	0- 0	CONFERENCE	0- 0	0- 0	0- 0				
0- 0	0- 0	0- 0	HOME	0- 0	0- 0	0- 0				
0- 0	0- 0	0- 0	AWAY	0- 0	0- 0	0- 0				
0- 0	0- 0	0- 0	NEUTRAL	0- 0	0- 0	0- 0				

RPI 1-25			RPI 26-50			RPI 51-100			RPI 101+			Team's RPI: 292
RPI	S	Opponent	Score	RPI	S	Opponent	Score	RPI	S	Opponent	Score	
17	A	Ohio St.	57 70					53	A	West Virginia	37 74	
								86	A	Vanderbilt	46 80	
								245	H	American	55 59	
								259	A	ETSU	67 43	
								265	H	Mt. St. Mary's	58 75	
								294	A	Morehead St.	62 73	
								350	A	South Carolina St.	60 45	
LAST 10 Division I												
245	H	American	55 59	259	A	ETSU	67 43					
17	A	Ohio St.	57 70	53	A	West Virginia	37 74					
294	A	Morehead St.	62 73	350	A	South Carolina St.	60 45					
265	H	Mt. St. Mary's	58 75	86	A	Vanderbilt	46 80					

Non-Div I Games:

Radford



## Rhode Island

Through Games Of Dec. 17, 2019

Average RPI Win:	240	WON-LOST	WINNING	LAST 10	STRENGTH OF	OPP. STRENGTH	TEAM	ADJ.	CONF.	ADJ CONF.
Average RPI Loss:	71	RECORD	PCT. RANK	GAMES	SCHEDULE	OF SCHEDULE	RPI	RPI	RPI	RPI
DIV. I ONLY	7- 3	74	7-3	225	183	117	117	10	10	
DIV. I NON-CONF.	7- 3	75	7-3	224	183	117	117	10	10	
TOTALS	RPI 1-25	RPI 26-50	W-L RECORDS	RPI 51-100	RPI 101-150	RPI 150+				
7- 3	0- 0	0- 1	OVERALL	1- 1	0- 1	6- 0				
5- 0	0- 0	0- 0	HOME	1- 0	0- 0	4- 0				
1- 2	0- 0	0- 0	AWAY	0- 1	0- 1	1- 0				
1- 1	0- 0	0- 1	NEUTRAL	0- 0	0- 0	1- 0				
7- 3	0- 0	0- 1	NON-CONFERENCE	1- 1	0- 1	6- 0				
5- 0	0- 0	0- 0	HOME	1- 0	0- 0	4- 0				
1- 2	0- 0	0- 0	AWAY	0- 1	0- 1	1- 0				
1- 1	0- 0	0- 1	NEUTRAL	0- 0	0- 0	1- 0				
0- 0	0- 0	0- 0	CONFERENCE	0- 0	0- 0	0- 0				
0- 0	0- 0	0- 0	HOME	0- 0	0- 0	0- 0				
0- 0	0- 0	0- 0	AWAY	0- 0	0- 0	0- 0				
0- 0	0- 0	0- 0	NEUTRAL	0- 0	0- 0	0- 0				

RPI 1-25			RPI 26-50			RPI 51-100			RPI 101+			Team's RPI: 117
RPI	S	Opponent	Score	RPI	S	Opponent	Score	RPI	S	Opponent	Score	
				38	N	Providence	51 58	63	A	Boston College	55 66	111 A North Dakota 61 67
								85	H	Holy Cross	73 58	190 H Robert Morris 71 59
												219 H Fairfield 74 41
												244 H Vermont 77 74
												288 A Hartford 68 56
												315 N Brown 89 44
												336 H LIU Brooklyn 79 56
LAST 10 Division I												
				38	N	Providence	51 58	190	H	Robert Morris	71 59	
				315	N	Brown	89 44	63	A	Boston College	55 66	
				85	H	Holy Cross	73 58	111	A	North Dakota	61 67	
				219	H	Fairfield	74 41	288	A	Hartford	68 56	
				244	H	Vermont	77 74	336	H	LIU Brooklyn	79 56	

Non-Div I Games:

Rhode Island

■ Loss, 
 ■ Non-Conf, S Site, 
 ■ Home 
 ■ Away 
 N Neutral



Average RPI Win:	269	WON-LOST	WINNING	LAST 10	STRENGTH OF	OPP. STRENGTH	TEAM	ADJ.	CONF.	ADJ CONF.
Average RPI Loss:	81	RECORD	PCT. RANK	GAMES	SCHEDULE	OF SCHEDULE	RPI	RPI	RPI	RPI
DIV. I ONLY	5- 4	140	5-4	328	15	236	236	14	14	
DIV. I NON-CONF.	5- 4	142	5-4	328	15	236	236	14	14	
TOTALS	RPI 1-25	RPI 26-50	W-L RECORDS	RPI 51-100	RPI 101-150	RPI 150+				
5- 4	0- 1	0- 0	OVERALL	0- 2	0- 0	5- 1				
4- 1	0- 1	0- 0	HOME	0- 0	0- 0	4- 0				
1- 3	0- 0	0- 0	AWAY	0- 2	0- 0	1- 1				
0- 0	0- 0	0- 0	NEUTRAL	0- 0	0- 0	0- 0				
5- 4	0- 1	0- 0	NON-CONFERENCE	0- 2	0- 0	5- 1				
4- 1	0- 1	0- 0	HOME	0- 0	0- 0	4- 0				
1- 3	0- 0	0- 0	AWAY	0- 2	0- 0	1- 1				
0- 0	0- 0	0- 0	NEUTRAL	0- 0	0- 0	0- 0				
0- 0	0- 0	0- 0	CONFERENCE	0- 0	0- 0	0- 0				
0- 0	0- 0	0- 0	HOME	0- 0	0- 0	0- 0				
0- 0	0- 0	0- 0	AWAY	0- 0	0- 0	0- 0				
0- 0	0- 0	0- 0	NEUTRAL	0- 0	0- 0	0- 0				

RPI 1-25				RPI 26-50				RPI 51-100				RPI 101+ Team's RPI: 236			
RPI	S	Opponent	Score	RPI	S	Opponent	Score	RPI	S	Opponent	Score	RPI	S	Opponent	Score
14	H	Texas A&M	61 62					57	A	Oklahoma St.	38 69	194	A	SMU	43 55
								59	A	Texas Southern	56 63	239	H	Prairie View	77 55
												249	H	Little Rock	66 40
												264	H	Nicholls St.	71 47
												281	H	Northern Ariz.	71 57
												312	A	McNeese	81 50
LAST 10 Division I															
				59	A	Texas Southern	56 63	239	H	Prairie View	77 55				
				281	H	Northern Ariz.	71 57	194	A	SMU	43 55				
				312	A	McNeese	81 50	249	H	Little Rock	66 40				
				57	A	Oklahoma St.	38 69	264	H	Nicholls St.	71 47				
				14	H	Texas A&M	61 62								

Non-Div I Games:

Rice



Average RPI Win:	177	WON-LOST	WINNING	LAST 10	STRENGTH OF	OPP. STRENGTH	TEAM	ADJ.	CONF.	ADJ CONF.
Average RPI Loss:	66	RECORD	PCT. RANK	GAMES	SCHEDULE	OF SCHEDULE	RPI	RPI	RPI	RPI
DIV. I ONLY	6- 4	122	6-4	29	210	46	46	10	10	
DIV. I NON-CONF.	6- 4	121	6-4	29	210	46	46	10	10	
TOTALS	RPI 1-25	RPI 26-50	W-L RECORDS	RPI 51-100	RPI 101-150	RPI 150+				
6- 4	0- 0	0- 1	OVERALL	0- 2	3- 1	3- 0				
2- 1	0- 0	0- 0	HOME	0- 0	1- 1	1- 0				
4- 2	0- 0	0- 1	AWAY	0- 1	2- 0	2- 0				
0- 1	0- 0	0- 0	NEUTRAL	0- 1	0- 0	0- 0				
6- 4	0- 0	0- 1	NON-CONFERENCE	0- 2	3- 1	3- 0				
2- 1	0- 0	0- 0	HOME	0- 0	1- 1	1- 0				
4- 2	0- 0	0- 1	AWAY	0- 1	2- 0	2- 0				
0- 1	0- 0	0- 0	NEUTRAL	0- 1	0- 0	0- 0				
0- 0	0- 0	0- 0	CONFERENCE	0- 0	0- 0	0- 0				
0- 0	0- 0	0- 0	HOME	0- 0	0- 0	0- 0				
0- 0	0- 0	0- 0	AWAY	0- 0	0- 0	0- 0				
0- 0	0- 0	0- 0	NEUTRAL	0- 0	0- 0	0- 0				

RPI 1-25				RPI 26-50				Team's RPI: 46				RPI 51-100				RPI 101+			
RPI	S	Opponent	Score	RPI	S	Opponent	Score	RPI	S	Opponent	Score	RPI	S	Opponent	Score	RPI	S	Opponent	Score
				41	A	Charlotte	59 78					52	N	Bradley	57 61	109	H	Furman	69 70
												61	A	Drexel	52 58	123	A	UNC Greensboro	70 62
																130	H	Fla. Atlantic	57 55
																148	A	Coastal Caro.	79 67
																166	H	William & Mary	76 73
																235	A	Georgetown	51 49
																261	A	UMES	64 52
LAST 10 Division I																			
				52	N	Bradley	57 61	109	H	Furman	69 70								
				148	A	Coastal Caro.	79 67	261	A	UMES	64 52								
				61	A	Drexel	52 58	235	A	Georgetown	51 49								
				166	H	William & Mary	76 73	41	A	Charlotte	59 78								
				130	H	Fla. Atlantic	57 55	123	A	UNC Greensboro	70 62								

Non-Div I Games:

Richmond

■ Loss, 
 ■ Non-Conf, 
 ■ S Site, 
 ■ Home 
 ■ A Away 
 N Neutral



Average RPI Win:	243	WON-LOST	WINNING	LAST 10	STRENGTH OF	OPP. STRENGTH	TEAM	ADJ.	CONF.	ADJ CONF.
Average RPI Loss:	49	RECORD	PCT. RANK	GAMES	SCHEDULE	OF SCHEDULE	RPI	RPI	RPI	RPI
DIV. I ONLY	5- 2	71	5-2	278	96	120	120	19	19	
DIV. I NON-CONF.	5- 2	72	5-2	277	96	120	120	19	19	
TOTALS	RPI 1-25	RPI 26-50	W-L RECORDS	RPI 51-100	RPI 101-150	RPI 150+				
5- 2	0- 1	0- 0	OVERALL	0- 1	1- 0	4- 0				
2- 0	0- 0	0- 0	HOME	0- 0	1- 0	1- 0				
2- 1	0- 1	0- 0	AWAY	0- 0	0- 0	2- 0				
1- 1	0- 0	0- 0	NEUTRAL	0- 1	0- 0	1- 0				
5- 2	0- 1	0- 0	NON-CONFERENCE	0- 1	1- 0	4- 0				
2- 0	0- 0	0- 0	HOME	0- 0	1- 0	1- 0				
2- 1	0- 1	0- 0	AWAY	0- 0	0- 0	2- 0				
1- 1	0- 0	0- 0	NEUTRAL	0- 1	0- 0	1- 0				
0- 0	0- 0	0- 0	CONFERENCE	0- 0	0- 0	0- 0				
0- 0	0- 0	0- 0	HOME	0- 0	0- 0	0- 0				
0- 0	0- 0	0- 0	AWAY	0- 0	0- 0	0- 0				
0- 0	0- 0	0- 0	NEUTRAL	0- 0	0- 0	0- 0				

RPI	S	Opponent	Score	RPI	S	Opponent	Score	RPI	S	Opponent	Score	RPI	S	Opponent	Score
6	A	Princeton	47 80					91	N	North Florida	70 80	146	H	La Salle	70 43
												235	A	Georgetown	65 64
												246	A	Penn St.	78 70
												275	H	Xavier	64 57
												311	N	Lipscomb	81 76
LAST 10 Division I															
		91 N North Florida	70 80			235 A Georgetown	65 64								
		311 N Lipscomb	81 76			146 H La Salle	70 43								
		275 H Xavier	64 57												
		246 A Penn St.	78 70												
		6 A Princeton	47 80												

Non-Div I Games:

Rider



## Robert Morris

Through Games Of Dec. 17, 2019

Average RPI Win:	191	WON-LOST	WINNING	LAST 10	STRENGTH OF	OPP. STRENGTH	TEAM	ADJ.	CONF.	ADJ CONF.
Average RPI Loss:	116	RECORD	PCT. RANK	GAMES	SCHEDULE	OF SCHEDULE	RPI	RPI	RPI	RPI
DIV. I ONLY	3- 5	219	3-5	115	153	190	190	29	29	
DIV. I NON-CONF.	3- 5	219	3-5	113	152	186	186	29	29	
TOTALS	RPI 1-25	RPI 26-50	W-L RECORDS	RPI 51-100	RPI 101-150	RPI 150+				
3- 5	0- 1	0- 0	OVERALL	0- 1	1- 1	2- 2				
2- 2	0- 0	0- 0	HOME	0- 0	0- 0	2- 2				
1- 3	0- 1	0- 0	AWAY	0- 1	1- 1	0- 0				
0- 0	0- 0	0- 0	NEUTRAL	0- 0	0- 0	0- 0				
3- 5	0- 1	0- 0	NON-CONFERENCE	0- 1	1- 1	2- 2				
2- 2	0- 0	0- 0	HOME	0- 0	0- 0	2- 2				
1- 3	0- 1	0- 0	AWAY	0- 1	1- 1	0- 0				
0- 0	0- 0	0- 0	NEUTRAL	0- 0	0- 0	0- 0				
0- 0	0- 0	0- 0	CONFERENCE	0- 0	0- 0	0- 0				
0- 0	0- 0	0- 0	HOME	0- 0	0- 0	0- 0				
0- 0	0- 0	0- 0	AWAY	0- 0	0- 0	0- 0				
0- 0	0- 0	0- 0	NEUTRAL	0- 0	0- 0	0- 0				

RPI 1-25			RPI 26-50			RPI 51-100			RPI 101+			Team's RPI: 190
RPI	S	Opponent	Score	RPI	S	Opponent	Score	RPI	S	Opponent	Score	
16	A	TCU	61 66					71	A	Kent St.	81 82	
								117	A	Rhode Island	59 71	
								146	A	La Salle	71 68	
								151	H	Youngstown St.	58 43	
								160	H	Columbia	59 61	
								217	H	Delaware	62 73	
								275	H	Xavier	71 57	
LAST 10 Division I												
151	H	Youngstown St.	58 43	117	A	Rhode Island	59 71					
146	A	La Salle	71 68	217	H	Delaware	62 73					
16	A	TCU	61 66	275	H	Xavier	71 57					
				71	A	Kent St.	81 82					
				160	H	Columbia	59 61					

Non-Div I Games: Pitt.-Johnstown 63 30

Robert Morris

■ Loss, 
 ■ Non-Conf, 
 ■ S Site, 
 ■ H Home 
 ■ A Away 
 N Neutral



Average RPI Win:	187	WON-LOST	WINNING	LAST 10	STRENGTH OF	OPP. STRENGTH	TEAM	ADJ.	CONF.	ADJ CONF.
Average RPI Loss:	34	RECORD	PCT. RANK	GAMES	SCHEDULE	OF SCHEDULE	RPI	RPI	RPI	RPI
DIV. I ONLY	10- 1	12	9-1	208	64	39	39	2	2	
DIV. I NON-CONF.	10- 1	12	9-1	207	64	39	39	2	2	
TOTALS	RPI 1-25	RPI 26-50	W-L RECORDS	RPI 51-100	RPI 101-150	RPI 150+				
10- 1	1- 0	1- 1	OVERALL	1- 0	1- 0	6- 0				
7- 0	1- 0	0- 0	HOME	0- 0	1- 0	5- 0				
1- 1	0- 0	0- 1	AWAY	0- 0	0- 0	1- 0				
2- 0	0- 0	1- 0	NEUTRAL	1- 0	0- 0	0- 0				
10- 1	1- 0	1- 1	NON-CONFERENCE	1- 0	1- 0	6- 0				
7- 0	1- 0	0- 0	HOME	0- 0	1- 0	5- 0				
1- 1	0- 0	0- 1	AWAY	0- 0	0- 0	1- 0				
2- 0	0- 0	1- 0	NEUTRAL	1- 0	0- 0	0- 0				
0- 0	0- 0	0- 0	CONFERENCE	0- 0	0- 0	0- 0				
0- 0	0- 0	0- 0	HOME	0- 0	0- 0	0- 0				
0- 0	0- 0	0- 0	AWAY	0- 0	0- 0	0- 0				
0- 0	0- 0	0- 0	NEUTRAL	0- 0	0- 0	0- 0				

RPI 1-25				RPI 26-50				Team's RPI: 39	RPI 51-100				RPI 101+			
RPI	S	Opponent	Score	RPI	S	Opponent	Score		RPI	S	Opponent	Score	RPI	S	Opponent	Score
23	H	Virginia	73 63	31	N	Georgia Tech	46 43		86	N	Vanderbilt	62 56	129	H	Harvard	74 46
				34	A	LSU	58 64						230	A	South Alabama	77 56
													231	H	Southern U.	78 58
													233	H	Niagara	87 37
													270	H	Towson	67 53
													309	H	Marshall	66 41
													328	H	Coppin St.	107 33
LAST 10 Division I																
309	H	Marshall	66 41	270	H	Towson	67 53		23	H	Virginia	73 63				
231	H	Southern U.	78 58	31	N	Georgia Tech	46 43		86	N	Vanderbilt	62 56				
129	H	Harvard	74 46	34	A	LSU	58 64									
233	H	Niagara	87 37													
328	H	Coppin St.	107 33													

Non-Div I Games:

Rutgers



Average RPI Win:	298	WON-LOST	WINNING	LAST 10	STRENGTH OF	OPP. STRENGTH	TEAM	ADJ.	CONF.	ADJ CONF.
Average RPI Loss:	71	RECORD	PCT. RANK	GAMES	SCHEDULE	OF SCHEDULE	RPI	RPI	RPI	RPI
DIV. I ONLY	4- 2	88	4-2	251	241	153	153	25	25	
DIV. I NON-CONF.	4- 2	86	4-2	251	241	153	153	25	25	
TOTALS	RPI 1-25	RPI 26-50	W-L RECORDS	RPI 51-100	RPI 101-150	RPI 150+				
4- 2	0- 0	0- 1	OVERALL	0- 0	0- 1	4- 0				
1- 1	0- 0	0- 0	HOME	0- 0	0- 1	1- 0				
2- 1	0- 0	0- 1	AWAY	0- 0	0- 0	2- 0				
1- 0	0- 0	0- 0	NEUTRAL	0- 0	0- 0	1- 0				
4- 2	0- 0	0- 1	NON-CONFERENCE	0- 0	0- 1	4- 0				
1- 1	0- 0	0- 0	HOME	0- 0	0- 1	1- 0				
2- 1	0- 0	0- 1	AWAY	0- 0	0- 0	2- 0				
1- 0	0- 0	0- 0	NEUTRAL	0- 0	0- 0	1- 0				
0- 0	0- 0	0- 0	CONFERENCE	0- 0	0- 0	0- 0				
0- 0	0- 0	0- 0	HOME	0- 0	0- 0	0- 0				
0- 0	0- 0	0- 0	AWAY	0- 0	0- 0	0- 0				
0- 0	0- 0	0- 0	NEUTRAL	0- 0	0- 0	0- 0				

RPI	S	Opponent	Score	RPI	S	Opponent	Score	RPI	S	Opponent	Score	RPI	S	Opponent	Score	Team's RPI: 153
40	A	Oklahoma	62	75								101	H	UCF	57	63
												274	A	Tulsa	67	63
												276	N	UC Santa Barbara	67	56
												317	H	Alcorn	67	62
												325	A	Nevada	80	65
LAST 10 Division I																
325	A	Nevada	80	65	40	A	Oklahoma	62	75	101	H	UCF	57	63		
276	N	UC Santa Barbara	67	56	317	H	Alcorn	67	62	274	A	Tulsa	67	63		

Non-Div I Games: LSU-Shreveport 75 32 Cent. Christian (KS104 46

SFA

Loss, Non-Conf, S Site, H Home A Away N Neutral



Average RPI Win:	335	WON-LOST	WINNING	LAST 10	STRENGTH OF	OPP. STRENGTH	TEAM	ADJ.	CONF.	ADJ CONF.
Average RPI Loss:	74	RECORD	PCT. RANK	GAMES	SCHEDULE	OF SCHEDULE	RPI	RPI	RPI	RPI
DIV. I ONLY	2- 6	270	2-6	89	173	253	253	21	21	
DIV. I NON-CONF.	2- 6	269	2-6	89	173	254	254	21	21	
TOTALS	RPI 1-25	RPI 26-50	W-L RECORDS	RPI 51-100	RPI 101-150	RPI 150+				
2- 6	0- 1	0- 1	OVERALL	0- 3	0- 0	2- 1				
2- 3	0- 0	0- 1	HOME	0- 2	0- 0	2- 0				
0- 3	0- 1	0- 0	AWAY	0- 1	0- 0	0- 1				
0- 0	0- 0	0- 0	NEUTRAL	0- 0	0- 0	0- 0				
2- 6	0- 1	0- 1	NON-CONFERENCE	0- 3	0- 0	2- 1				
2- 3	0- 0	0- 1	HOME	0- 2	0- 0	2- 0				
0- 3	0- 1	0- 0	AWAY	0- 1	0- 0	0- 1				
0- 0	0- 0	0- 0	NEUTRAL	0- 0	0- 0	0- 0				
0- 0	0- 0	0- 0	CONFERENCE	0- 0	0- 0	0- 0				
0- 0	0- 0	0- 0	HOME	0- 0	0- 0	0- 0				
0- 0	0- 0	0- 0	AWAY	0- 0	0- 0	0- 0				
0- 0	0- 0	0- 0	NEUTRAL	0- 0	0- 0	0- 0				

RPI 1-25				RPI 26-50				RPI 51-100				RPI 101+				Team's RPI: 253	
RPI	S	Opponent	Score	RPI	S	Opponent	Score	RPI	S	Opponent	Score	RPI	S	Opponent	Score		
24	A	Illinois St.	53 74	29	H	Saint Louis	35 68	56	H	Loyola Chicago	50 63	162	A	Missouri	51 68		
								87	H	Southern Ill.	67 103	334	H	Evansville	85 74		
								88	A	Nebraska	49 63	335	H	Purdue Fort Wayne	57 53		
LAST 10 Division I																	
		56	H	Loyola Chicago	50	63	24	A	Illinois St.	53	74						
		335	H	Purdue Fort Wayne	57	53	334	H	Evansville	85	74						
		162	A	Missouri	51	68	87	H	Southern Ill.	67	103						
		29	H	Saint Louis	35	68											
		88	A	Nebraska	49	63											

Non-Div I Games: Quincy

65 70

SIUE

■ Loss, 
 ■ Non-Conf, 
 ■ S Site, 
 ■ H Home 
 ■ A Away 
 N Neutral



SMU				STRENGTH OF SCHEDULE	OPP. STRENGTH OF SCHEDULE	TEAM RPI	ADJ. RPI	CONF. RPI	ADJ CONF. RPI
Average RPI Win:	221	WON-LOST RECORD	WINNING PCT. RANK						
Average RPI Loss:	74		LAST 10 GAMES						
DIV. I ONLY	4- 4	164	4-4	138	140	194	194	9	9
DIV. I NON-CONF.	4- 4	165	4-4	138	139	194	194	9	9
-----									
TOTALS	RPI 1-25	RPI 26-50	W-L RECORDS	RPI 51-100	RPI 101-150	RPI 150+			
4- 4	0- 1	0- 1	OVERALL	0- 1	1- 1	3- 0			
3- 3	0- 1	0- 0	HOME	0- 1	1- 1	2- 0			
0- 1	0- 0	0- 1	AWAY	0- 0	0- 0	0- 0			
1- 0	0- 0	0- 0	NEUTRAL	0- 0	0- 0	1- 0			
4- 4	0- 1	0- 1	NON-CONFERENCE	0- 1	1- 1	3- 0			
3- 3	0- 1	0- 0	HOME	0- 1	1- 1	2- 0			
0- 1	0- 0	0- 1	AWAY	0- 0	0- 0	0- 0			
1- 0	0- 0	0- 0	NEUTRAL	0- 0	0- 0	1- 0			
0- 0	0- 0	0- 0	CONFERENCE	0- 0	0- 0	0- 0			
0- 0	0- 0	0- 0	HOME	0- 0	0- 0	0- 0			
0- 0	0- 0	0- 0	AWAY	0- 0	0- 0	0- 0			
0- 0	0- 0	0- 0	NEUTRAL	0- 0	0- 0	0- 0			

RPI 1-25				RPI 26-50				RPI 51-100				RPI 101+ Team's RPI: 194			
RPI	S	Opponent	Score	RPI	S	Opponent	Score	RPI	S	Opponent	Score	RPI	S	Opponent	Score
16	H	TCU	56 57	36	A	Pacific	49 77	98	H	Wright St.	61 69	111	H	North Dakota	66 51
												145	H	Northern Colo.	52 61
												226	N	CSUN	68 58
												236	H	Rice	55 43
												312	H	McNeese	81 60
LAST 10 Division I															
226	N	CSUN	68 58	111	H	North Dakota	66 51								
16	H	TCU	56 57	98	H	Wright St.	61 69								
145	H	Northern Colo.	52 61	36	A	Pacific	49 77								
236	H	Rice	55 43												
312	H	McNeese	81 60												

Non-Div I Games:

SMU



## Sacramento St.

Through Games Of Dec. 17, 2019

Average RPI Win:	0	WON-LOST	WINNING	LAST 10	STRENGTH OF	OPP. STRENGTH	TEAM	ADJ.	CONF.	ADJ CONF.
Average RPI Loss:	220	RECORD	PCT. RANK	GAMES	SCHEDULE	OF SCHEDULE	RPI	RPI	RPI	RPI
DIV. I ONLY	0- 7	336	0-7	288	326	343	343	18	18	
DIV. I NON-CONF.	0- 7	336	0-7	287	326	343	343	18	18	
TOTALS	RPI 1-25	RPI 26-50	W-L RECORDS	RPI 51-100	RPI 101-150	RPI 150+				
0- 7	0- 1	0- 0	OVERALL	0- 0	0- 1	0- 5				
0- 1	0- 1	0- 0	HOME	0- 0	0- 0	0- 0				
0- 6	0- 0	0- 0	AWAY	0- 0	0- 1	0- 5				
0- 0	0- 0	0- 0	NEUTRAL	0- 0	0- 0	0- 0				
0- 7	0- 1	0- 0	NON-CONFERENCE	0- 0	0- 1	0- 5				
0- 1	0- 1	0- 0	HOME	0- 0	0- 0	0- 0				
0- 6	0- 0	0- 0	AWAY	0- 0	0- 1	0- 5				
0- 0	0- 0	0- 0	NEUTRAL	0- 0	0- 0	0- 0				
0- 0	0- 0	0- 0	CONFERENCE	0- 0	0- 0	0- 0				
0- 0	0- 0	0- 0	HOME	0- 0	0- 0	0- 0				
0- 0	0- 0	0- 0	AWAY	0- 0	0- 0	0- 0				
0- 0	0- 0	0- 0	NEUTRAL	0- 0	0- 0	0- 0				

RPI 1-25				RPI 26-50			RPI 51-100			RPI 101+			Team's RPI: 343
RPI	S	Opponent	Score	RPI	S	Opponent	Score	RPI	S	Opponent	Score		
17	H	Ohio St.	74 104							131	A	San Francisco	82 87
										163	A	San Jose St.	67 73
										257	A	UC Davis	75 77
										305	A	Cal Poly	43 62
										325	A	Nevada	72 83
										344	A	Seattle U	84 88
LAST 10 Division I													
163	A	San Jose St.	67 73	17	H	Ohio St.	74 104	131	A	San Francisco	82 87		
325	A	Nevada	72 83					344	A	Seattle U	84 88		
								257	A	UC Davis	75 77		
								305	A	Cal Poly	43 62		

Non-Div I Games: Cal Maritime 86 55

Sacramento St.

■ Loss, 
 ■ Non-Conf, 
 ■ S Site, 
 ■ Home 
 ■ A Away 
 N Neutral



## Sacred Heart

Through Games Of Dec. 17, 2019

Average RPI Win:	328	WON-LOST	WINNING	LAST 10	STRENGTH OF	OPP. STRENGTH	TEAM	ADJ.	CONF.	ADJ CONF.
Average RPI Loss:	121	RECORD	PCT. RANK	GAMES	SCHEDULE	OF SCHEDULE	RPI	RPI	RPI	RPI
DIV. I ONLY	2- 6	270	2-6	233	189	286	286	29	29	
DIV. I NON-CONF.	2- 6	269	2-6	232	189	286	286	29	29	
TOTALS	RPI 1-25	RPI 26-50	W-L RECORDS	RPI 51-100	RPI 101-150	RPI 150+				
2- 6	0- 0	0- 0	OVERALL	0- 4	0- 0	2- 2				
1- 1	0- 0	0- 0	HOME	0- 1	0- 0	1- 0				
0- 4	0- 0	0- 0	AWAY	0- 2	0- 0	0- 2				
1- 1	0- 0	0- 0	NEUTRAL	0- 1	0- 0	1- 0				
2- 6	0- 0	0- 0	NON-CONFERENCE	0- 4	0- 0	2- 2				
1- 1	0- 0	0- 0	HOME	0- 1	0- 0	1- 0				
0- 4	0- 0	0- 0	AWAY	0- 2	0- 0	0- 2				
1- 1	0- 0	0- 0	NEUTRAL	0- 1	0- 0	1- 0				
0- 0	0- 0	0- 0	CONFERENCE	0- 0	0- 0	0- 0				
0- 0	0- 0	0- 0	HOME	0- 0	0- 0	0- 0				
0- 0	0- 0	0- 0	AWAY	0- 0	0- 0	0- 0				
0- 0	0- 0	0- 0	NEUTRAL	0- 0	0- 0	0- 0				

RPI 1-25			RPI 26-50			RPI 51-100			RPI 101+			Team's RPI: 286
RPI	S	Opponent	Score	RPI	S	Opponent	Score	RPI	S	Opponent	Score	
						65 A Seton Hall	69 95	176 A Saint Joseph's		44 71		
						85 H Holy Cross	52 65	213 A Siena		57 68		
						88 N Nebraska	49 72	322 N Detroit Mercy		66 60		
						97 A Stony Brook	50 54	333 H Hofstra		71 44		
LAST 10 Division I												
						85 H Holy Cross	52 65	322 N Detroit Mercy		66 60		
						176 A Saint Joseph's	44 71	97 A Stony Brook		50 54		
						88 N Nebraska	49 72	213 A Siena		57 68		
								333 H Hofstra		71 44		
								65 A Seton Hall		69 95		

Non-Div I Games: Bridgeport 77 63

Sacred Heart

■ Loss, 
 ■ Non-Conf, 
 ■ S Site, 
 ■ H Home 
 ■ A Away 
 N Neutral



## Saint Francis (PA)

Through Games Of Dec. 17, 2019

Average RPI Win:	221	WON-LOST	WINNING	LAST 10	STRENGTH OF	OPP. STRENGTH	TEAM	ADJ.	CONF.	ADJ CONF.
Average RPI Loss:	112	RECORD	PCT. RANK	GAMES	SCHEDULE	OF SCHEDULE	RPI	RPI	RPI	RPI
DIV. I ONLY	2- 7	288	2-7	45	206	167	167	29	29	
DIV. I NON-CONF.	2- 7	288	2-7	45	206	166	166	29	29	
TOTALS	RPI 1-25	RPI 26-50	W-L RECORDS	RPI 51-100	RPI 101-150	RPI 150+				
2- 7	0- 0	0- 2	OVERALL	0- 1	0- 2	2- 2				
0- 1	0- 0	0- 0	HOME	0- 0	0- 0	0- 1				
1- 5	0- 0	0- 1	AWAY	0- 1	0- 2	1- 1				
1- 1	0- 0	0- 1	NEUTRAL	0- 0	0- 0	1- 0				
2- 7	0- 0	0- 2	NON-CONFERENCE	0- 1	0- 2	2- 2				
0- 1	0- 0	0- 0	HOME	0- 0	0- 0	0- 1				
1- 5	0- 0	0- 1	AWAY	0- 1	0- 2	1- 1				
1- 1	0- 0	0- 1	NEUTRAL	0- 0	0- 0	1- 0				
0- 0	0- 0	0- 0	CONFERENCE	0- 0	0- 0	0- 0				
0- 0	0- 0	0- 0	HOME	0- 0	0- 0	0- 0				
0- 0	0- 0	0- 0	AWAY	0- 0	0- 0	0- 0				
0- 0	0- 0	0- 0	NEUTRAL	0- 0	0- 0	0- 0				

RPI 1-25				RPI 26-50				RPI 51-100				RPI 101+				Team's RPI: 167	
RPI	S	Opponent	Score	RPI	S	Opponent	Score	RPI	S	Opponent	Score	RPI	S	Opponent	Score		
				32	A	Virginia Tech	41 105	53	A	West Virginia	45 74	103	A	Duquesne	69 72		
				35	N	FGCU	64 97					118	A	South Fla.	23 62		
												151	H	Youngstown St.	46 56		
												197	N	Stetson	78 73		
												244	A	Vermont	73 69		
												294	A	Morehead St.	54 65		
LAST 10 Division I																	
				103	A	Duquesne	69 72	294	A	Morehead St.	54 65						
				151	H	Youngstown St.	46 56	197	N	Stetson	78 73						
				244	A	Vermont	73 69	53	A	West Virginia	45 74						
				118	A	South Fla.	23 62	32	A	Virginia Tech	41 105						
				35	N	FGCU	64 97										

Non-Div I Games:

Saint Francis (PA)

  Loss, 
  Non-Conf, 
  S Site, 
  H Home 
  A Away 
N Neutral



## Saint Joseph's

Through Games Of Dec. 17, 2019

Average RPI Win:	190	WON-LOST	WINNING	LAST 10	STRENGTH OF	OPP. STRENGTH	TEAM	ADJ.	CONF.	ADJ CONF.
Average RPI Loss:	93	RECORD	PCT. RANK	GAMES	SCHEDULE	OF SCHEDULE	RPI	RPI	RPI	RPI
DIV. I ONLY	4- 5	189	4-5	121	106	176	176	10	10	
DIV. I NON-CONF.	4- 5	189	4-5	119	106	173	173	10	10	
TOTALS	RPI 1-25	RPI 26-50	W-L RECORDS	RPI 51-100	RPI 101-150	RPI 150+				
4- 5	0- 0	0- 0	OVERALL	1- 3	0- 2	3- 0				
3- 2	0- 0	0- 0	HOME	1- 2	0- 0	2- 0				
1- 2	0- 0	0- 0	AWAY	0- 0	0- 2	1- 0				
0- 1	0- 0	0- 0	NEUTRAL	0- 1	0- 0	0- 0				
4- 5	0- 0	0- 0	NON-CONFERENCE	1- 3	0- 2	3- 0				
3- 2	0- 0	0- 0	HOME	1- 2	0- 0	2- 0				
1- 2	0- 0	0- 0	AWAY	0- 0	0- 2	1- 0				
0- 1	0- 0	0- 0	NEUTRAL	0- 1	0- 0	0- 0				
0- 0	0- 0	0- 0	CONFERENCE	0- 0	0- 0	0- 0				
0- 0	0- 0	0- 0	HOME	0- 0	0- 0	0- 0				
0- 0	0- 0	0- 0	AWAY	0- 0	0- 0	0- 0				
0- 0	0- 0	0- 0	NEUTRAL	0- 0	0- 0	0- 0				

RPI 1-25			RPI 26-50			RPI 51-100			RPI 101+			Team's RPI: 176
RPI	S	Opponent	Score	RPI	S	Opponent	Score	RPI	S	Opponent	Score	
						61 H Drexel	52 62	108 A Auburn		62 66		
						65 N Seton Hall	39 55	136 A Villanova		44 60		
						67 H Temple	67 63	160 A Columbia		71 57		
						96 H Penn	45 55	245 H American		72 51		
								286 H Sacred Heart		71 44		
LAST 10 Division I												
286 H Sacred Heart		71 44	136 A Villanova		44 60	61 H Drexel	52 62	65 N Seton Hall		39 55		
245 H American		72 51	67 H Temple		67 63	108 A Auburn	62 66	160 A Columbia		71 57		
96 H Penn		45 55										

Non-Div I Games:

Saint Joseph's

■ Loss, 
 ■ Non-Conf, 
 ■ S Site, 
 ■ H Home 
 ■ A Away 
 N Neutral



## Saint Louis

Through Games Of Dec. 17, 2019

Average RPI Win:	146	WON-LOST	WINNING	LAST 10	STRENGTH OF	OPP. STRENGTH	TEAM	ADJ.	CONF.	ADJ CONF.
Average RPI Loss:	112	RECORD	PCT. RANK	GAMES	SCHEDULE	OF SCHEDULE	RPI	RPI	RPI	RPI
DIV. I ONLY	7- 3	74	7-3	54	118	29	29	10	10	
DIV. I NON-CONF.	7- 3	75	7-3	53	117	28	28	10	10	
TOTALS	RPI 1-25	RPI 26-50	W-L RECORDS	RPI 51-100	RPI 101-150	RPI 150+				
7- 3	1- 0	0- 0	OVERALL	1- 2	2- 0	3- 1				
4- 0	1- 0	0- 0	HOME	1- 0	1- 0	1- 0				
3- 3	0- 0	0- 0	AWAY	0- 2	1- 0	2- 1				
0- 0	0- 0	0- 0	NEUTRAL	0- 0	0- 0	0- 0				
7- 3	1- 0	0- 0	NON-CONFERENCE	1- 2	2- 0	3- 1				
4- 0	1- 0	0- 0	HOME	1- 0	1- 0	1- 0				
3- 3	0- 0	0- 0	AWAY	0- 2	1- 0	2- 1				
0- 0	0- 0	0- 0	NEUTRAL	0- 0	0- 0	0- 0				
0- 0	0- 0	0- 0	CONFERENCE	0- 0	0- 0	0- 0				
0- 0	0- 0	0- 0	HOME	0- 0	0- 0	0- 0				
0- 0	0- 0	0- 0	AWAY	0- 0	0- 0	0- 0				
0- 0	0- 0	0- 0	NEUTRAL	0- 0	0- 0	0- 0				

RPI 1-25				RPI 26-50		Team's RPI: 29		RPI 51-100				RPI 101+			
RPI	S	Opponent	Score	RPI	S	Opponent	Score	RPI	S	Opponent	Score	RPI	S	Opponent	Score
24	H	Illinois St.	61 56					60	H	Colgate	61 51	134	A	Cincinnati	60 50
								86	A	Vanderbilt	50 62	150	H	UT Martin	56 50
								87	A	Southern Ill.	53 61	161	H	Southeast Mo. St.	76 61
												162	A	Missouri	58 83
												243	A	Northern Ky.	67 42
												253	A	SIUE	68 35
LAST 10 Division I															
161	H	Southeast Mo. St.	76 61	24	H	Illinois St.	61 56	162	A	Missouri	58 83				
87	A	Southern Ill.	53 61	60	H	Colgate	61 51	243	A	Northern Ky.	67 42				
253	A	SIUE	68 35	86	A	Vanderbilt	50 62	134	A	Cincinnati	60 50				
								150	H	UT Martin	56 50				

Non-Div I Games:

Saint Louis

■ Loss, 
 ■ Non-Conf, 
 ■ S Site, 
 ■ H Home 
 ■ A Away 
 N Neutral



## Saint Mary's (CA)

Through Games Of Dec. 17, 2019

Average RPI Win:	221	WON-LOST	WINNING	LAST 10	STRENGTH OF	OPP. STRENGTH	TEAM	ADJ.	CONF.	ADJ CONF.
Average RPI Loss:	120	RECORD	PCT. RANK	GAMES	SCHEDULE	OF SCHEDULE	RPI	RPI	RPI	RPI
DIV. I ONLY	4- 5	189	4-5	26	288	147	147	12	12	
DIV. I NON-CONF.	4- 5	189	4-5	26	287	147	147	12	12	
TOTALS	RPI 1-25	RPI 26-50	W-L RECORDS	RPI 51-100	RPI 101-150	RPI 150+				
4- 5	0- 1	1- 2	OVERALL	0- 0	0- 0	3- 2				
4- 2	0- 1	1- 1	HOME	0- 0	0- 0	3- 0				
0- 3	0- 0	0- 1	AWAY	0- 0	0- 0	0- 2				
0- 0	0- 0	0- 0	NEUTRAL	0- 0	0- 0	0- 0				
4- 5	0- 1	1- 2	NON-CONFERENCE	0- 0	0- 0	3- 2				
4- 2	0- 1	1- 1	HOME	0- 0	0- 0	3- 0				
0- 3	0- 0	0- 1	AWAY	0- 0	0- 0	0- 2				
0- 0	0- 0	0- 0	NEUTRAL	0- 0	0- 0	0- 0				
0- 0	0- 0	0- 0	CONFERENCE	0- 0	0- 0	0- 0				
0- 0	0- 0	0- 0	HOME	0- 0	0- 0	0- 0				
0- 0	0- 0	0- 0	AWAY	0- 0	0- 0	0- 0				
0- 0	0- 0	0- 0	NEUTRAL	0- 0	0- 0	0- 0				

RPI 1-25				RPI 26-50				RPI 51-100				RPI 101+				Team's RPI: 147
RPI	S	Opponent	Score	RPI	S	Opponent	Score	RPI	S	Opponent	Score	RPI	S	Opponent	Score	
20	H	NC State	70 87	30	A	Kansas	81 86					173	A	Wyoming	67 69	
				45	H	Western Ky.	80 73					257	H	UC Davis	83 74	
				50	H	Marquette	63 77					276	H	UC Santa Barbara	64 43	
												305	H	Cal Poly	84 67	
												325	A	Nevada	72 78	
LAST 10 Division I																
				45	H	Western Ky.	80 73	30	A	Kansas	81 86					
				50	H	Marquette	63 77	305	H	Cal Poly	84 67					
				20	H	NC State	70 87	276	H	UC Santa Barbara	64 43					
				257	H	UC Davis	83 74	325	A	Nevada	72 78					
				173	A	Wyoming	67 69									

Non-Div I Games:

Saint Mary's (CA)

■ Loss, 
 ■ Non-Conf, S Site, 
 ■ Home 
 ■ Away 
 N Neutral



Average RPI Win: 321		WON-LOST	WINNING	LAST 10	STRENGTH OF	OPP. STRENGTH	TEAM	ADJ.	CONF.	ADJ CONF.
Average RPI Loss: 240		RECORD	PCT. RANK	GAMES	SCHEDULE	OF SCHEDULE	RPI	RPI	RPI	RPI
DIV. I ONLY		3- 4	200	3-4	351	196	319	319	19	19
DIV. I NON-CONF.		3- 4	200	3-4	351	196	318	318	19	19
TOTALS	RPI 1-25	RPI 26-50		W-L RECORDS		RPI 51-100	RPI 101-150	RPI 150+		
3- 4	0- 0	0- 0		OVERALL		0- 0	0- 0	3- 4		
1- 0	0- 0	0- 0		HOME		0- 0	0- 0	1- 0		
2- 4	0- 0	0- 0		AWAY		0- 0	0- 0	2- 4		
0- 0	0- 0	0- 0		NEUTRAL		0- 0	0- 0	0- 0		
3- 4	0- 0	0- 0		NON-CONFERENCE		0- 0	0- 0	3- 4		
1- 0	0- 0	0- 0		HOME		0- 0	0- 0	1- 0		
2- 4	0- 0	0- 0		AWAY		0- 0	0- 0	2- 4		
0- 0	0- 0	0- 0		NEUTRAL		0- 0	0- 0	0- 0		
0- 0	0- 0	0- 0		CONFERENCE		0- 0	0- 0	0- 0		
0- 0	0- 0	0- 0		HOME		0- 0	0- 0	0- 0		
0- 0	0- 0	0- 0		AWAY		0- 0	0- 0	0- 0		
0- 0	0- 0	0- 0		NEUTRAL		0- 0	0- 0	0- 0		

RPI 1-25				RPI 26-50				RPI 51-100				RPI 101+				Team's RPI: 319	
RPI	S	Opponent	Score	RPI	S	Opponent	Score	RPI	S	Opponent	Score	RPI	S	Opponent	Score		
												210	A	Wagner	89	90	
												212	A	Howard	80	92	
												232	A	Delaware St.	66	89	
												299	H	Morgan St.	78	77	
												306	A	NJIT	73	76	
												328	A	Coppin St.	82	57	
												336	A	LIU Brooklyn	89	74	
LAST 10 Division I																	
				212	A	Howard	80	92	232	A	Delaware St.	66	89				
				328	A	Coppin St.	82	57	306	A	NJIT	73	76				
				210	A	Wagner	89	90	299	H	Morgan St.	78	77				
				336	A	LIU Brooklyn	89	74									

Non-Div I Games:

Saint Peter's

■ Loss, ■ Non-Conf, S Site, H Home A Away N Neutral



Average RPI Win:	286	WON-LOST	WINNING	LAST 10	STRENGTH OF	OPP. STRENGTH	TEAM	ADJ.	CONF.	ADJ CONF.
Average RPI Loss:	175	RECORD	PCT. RANK	GAMES	SCHEDULE	OF SCHEDULE	RPI	RPI	RPI	RPI
DIV. I ONLY	2- 4	234	2-4	132	331	193	193	25	25	
DIV. I NON-CONF.	2- 4	235	2-4	131	331	192	192	25	25	
TOTALS	RPI 1-25	RPI 26-50	W-L RECORDS	RPI 51-100	RPI 101-150	RPI 150+				
2- 4	0- 0	0- 1	OVERALL	0- 0	0- 0	2- 3				
1- 0	0- 0	0- 0	HOME	0- 0	0- 0	1- 0				
1- 4	0- 0	0- 1	AWAY	0- 0	0- 0	1- 3				
0- 0	0- 0	0- 0	NEUTRAL	0- 0	0- 0	0- 0				
2- 4	0- 0	0- 1	NON-CONFERENCE	0- 0	0- 0	2- 3				
1- 0	0- 0	0- 0	HOME	0- 0	0- 0	1- 0				
1- 4	0- 0	0- 1	AWAY	0- 0	0- 0	1- 3				
0- 0	0- 0	0- 0	NEUTRAL	0- 0	0- 0	0- 0				
0- 0	0- 0	0- 0	CONFERENCE	0- 0	0- 0	0- 0				
0- 0	0- 0	0- 0	HOME	0- 0	0- 0	0- 0				
0- 0	0- 0	0- 0	AWAY	0- 0	0- 0	0- 0				
0- 0	0- 0	0- 0	NEUTRAL	0- 0	0- 0	0- 0				

RPI 1-25			RPI 26-50			RPI 51-100			RPI 101+			Team's RPI: 193
RPI	S	Opponent	Score	RPI	S	Opponent	Score	RPI	S	Opponent	Score	
				40	A	Oklahoma	71 95					
								154	A	Texas Tech	57 99	
								222	A	Oral Roberts	41 64	
								227	H	Louisiana	77 73	
								285	A	Ole Miss	69 75	
								345	A	UTSA	81 77	
LAST 10 Division I												
				40	A	Oklahoma	71 95	345	A	UTSA	81 77	
								222	A	Oral Roberts	41 64	
								285	A	Ole Miss	69 75	
								154	A	Texas Tech	57 99	
								227	H	Louisiana	77 73	

Non-Div I Games: Jarvis Christian 114 46 Howard Payne 91 49

Sam Houston St.



Average RPI Win:	258	WON-LOST	WINNING	LAST 10	STRENGTH OF	OPP. STRENGTH	TEAM	ADJ.	CONF.	ADJ CONF.
Average RPI Loss:	128	RECORD	PCT. RANK	GAMES	SCHEDULE	OF SCHEDULE	RPI	RPI	RPI	RPI
DIV. I ONLY	2- 9	307	2-8	32	325	188	188	26	26	
DIV. I NON-CONF.	2- 9	306	2-8	32	325	184	184	26	26	
TOTALS	RPI 1-25	RPI 26-50	W-L RECORDS	RPI 51-100	RPI 101-150	RPI 150+				
2- 9	0- 1	0- 1	OVERALL	0- 2	0- 1	2- 4				
0- 3	0- 0	0- 1	HOME	0- 1	0- 0	0- 1				
2- 6	0- 1	0- 0	AWAY	0- 1	0- 1	2- 3				
0- 0	0- 0	0- 0	NEUTRAL	0- 0	0- 0	0- 0				
2- 9	0- 1	0- 1	NON-CONFERENCE	0- 2	0- 1	2- 4				
0- 3	0- 0	0- 1	HOME	0- 1	0- 0	0- 1				
2- 6	0- 1	0- 0	AWAY	0- 1	0- 1	2- 3				
0- 0	0- 0	0- 0	NEUTRAL	0- 0	0- 0	0- 0				
0- 0	0- 0	0- 0	CONFERENCE	0- 0	0- 0	0- 0				
0- 0	0- 0	0- 0	HOME	0- 0	0- 0	0- 0				
0- 0	0- 0	0- 0	AWAY	0- 0	0- 0	0- 0				
0- 0	0- 0	0- 0	NEUTRAL	0- 0	0- 0	0- 0				

RPI 1-25				RPI 26-50				RPI 51-100				RPI 101+ Team's RPI: 188			
RPI	S	Opponent	Score	RPI	S	Opponent	Score	RPI	S	Opponent	Score	RPI	S	Opponent	Score
13	A	Florida St.	59 88	45	H	Western Ky.	84 88	54	A	Kentucky	49 79	150	A	UT Martin	75 80
								84	H	Troy	65 74	174	A	Florida	48 84
												175	A	UAB	69 76
												203	A	Kennesaw St.	55 60
												238	A	North Ala.	79 63
												256	H	Tennessee Tech	57 72
												277	A	Alabama St.	83 48
LAST 10 Division I															
		45	H	Western Ky.	84	88				256	H	Tennessee Tech	57	72	
		54	A	Kentucky	49	79				150	A	UT Martin	75	80	
		175	A	UAB	69	76				13	A	Florida St.	59	88	
		277	A	Alabama St.	83	48				174	A	Florida	48	84	
		238	A	North Ala.	79	63				84	H	Troy	65	74	

Non-Div I Games: Montevallo 81 60

Samford

■ Loss, 
 ■ Non-Conf, 
 ■ S Site, 
 ■ H Home 
 ■ A Away 
 N Neutral



Average RPI Win: 257		WON-LOST	WINNING	LAST 10	STRENGTH OF	OPP. STRENGTH	TEAM	ADJ.	CONF.	ADJ CONF.
Average RPI Loss: 155		RECORD	PCT. RANK	GAMES	SCHEDULE	OF SCHEDULE	RPI	RPI	RPI	RPI
DIV. I ONLY		4- 5	189	4-5	137	305	211	211	12	12
DIV. I NON-CONF.		4- 5	189	4-5	137	306	211	211	12	12
TOTALS	RPI 1-25	RPI 26-50		W-L RECORDS		RPI 51-100	RPI 101-150	RPI 150+		
4- 5	0- 0	0- 0		OVERALL		0- 0	1- 2	3- 3		
2- 4	0- 0	0- 0		HOME		0- 0	1- 2	1- 2		
2- 1	0- 0	0- 0		AWAY		0- 0	0- 0	2- 1		
0- 0	0- 0	0- 0		NEUTRAL		0- 0	0- 0	0- 0		
4- 5	0- 0	0- 0		NON-CONFERENCE		0- 0	1- 2	3- 3		
2- 4	0- 0	0- 0		HOME		0- 0	1- 2	1- 2		
2- 1	0- 0	0- 0		AWAY		0- 0	0- 0	2- 1		
0- 0	0- 0	0- 0		NEUTRAL		0- 0	0- 0	0- 0		
0- 0	0- 0	0- 0		CONFERENCE		0- 0	0- 0	0- 0		
0- 0	0- 0	0- 0		HOME		0- 0	0- 0	0- 0		
0- 0	0- 0	0- 0		AWAY		0- 0	0- 0	0- 0		
0- 0	0- 0	0- 0		NEUTRAL		0- 0	0- 0	0- 0		

RPI 1-25				RPI 26-50				RPI 51-100				RPI 101+				Team's RPI: 211	
RPI	S	Opponent	Score	RPI	S	Opponent	Score	RPI	S	Opponent	Score	RPI	S	Opponent	Score		
												110	H	Washington	47	65	
												125	H	Idaho	32	65	
												144	H	Monmouth	57	49	
												154	H	Texas Tech	60	64	
												163	A	San Jose St.	82	88	
												225	H	Cal St. Fullerton	67	72	
												270	H	Towson	81	67	
												296	A	Air Force	70	59	
												316	A	San Diego St.	70	47	
LAST 10 Division I																	
				110	H	Washington	47	65	144	H	Monmouth	57	49				
				316	A	San Diego St.	70	47	163	A	San Jose St.	82	88				
				225	H	Cal St. Fullerton	67	72	296	A	Air Force	70	59				
				125	H	Idaho	32	65	270	H	Towson	81	67				
				154	H	Texas Tech	60	64									

Non-Div I Games:	Biola	81	28
------------------	-------	----	----

San Diego

■ Loss, ■ Non-Conf, S Site, H Home A Away N Neutral



Average RPI Win:	259	WON-LOST	WINNING	LAST 10	STRENGTH OF	OPP. STRENGTH	TEAM	ADJ.	CONF.	ADJ CONF.
Average RPI Loss:	196	RECORD	PCT. RANK	GAMES	SCHEDULE	OF SCHEDULE	RPI	RPI	RPI	RPI
DIV. I ONLY	3- 7	244	3-7	256	283	316	316	22	22	
DIV. I NON-CONF.	2- 6	269	2-6	289	244	330	330	22	22	
TOTALS	RPI 1-25	RPI 26-50	W-L RECORDS	RPI 51-100	RPI 101-150	RPI 150+				
3- 7	0- 0	0- 0	OVERALL	0- 1	0- 0	3- 6				
3- 4	0- 0	0- 0	HOME	0- 1	0- 0	3- 3				
0- 3	0- 0	0- 0	AWAY	0- 0	0- 0	0- 3				
0- 0	0- 0	0- 0	NEUTRAL	0- 0	0- 0	0- 0				
2- 6	0- 0	0- 0	NON-CONFERENCE	0- 1	0- 0	2- 5				
2- 4	0- 0	0- 0	HOME	0- 1	0- 0	2- 3				
0- 2	0- 0	0- 0	AWAY	0- 0	0- 0	0- 2				
0- 0	0- 0	0- 0	NEUTRAL	0- 0	0- 0	0- 0				
1- 1	0- 0	0- 0	CONFERENCE	0- 0	0- 0	1- 1				
1- 0	0- 0	0- 0	HOME	0- 0	0- 0	1- 0				
0- 1	0- 0	0- 0	AWAY	0- 0	0- 0	0- 1				
0- 0	0- 0	0- 0	NEUTRAL	0- 0	0- 0	0- 0				

RPI 1-25				RPI 26-50				RPI 51-100				RPI 101+				Team's RPI: 316	
RPI	S	Opponent	Score	RPI	S	Opponent	Score	RPI	S	Opponent	Score	RPI	S	Opponent	Score		
								62	H	California	48	74	163	A	San Jose St.	67	84
												165	A	Hawaii	58	61	
												208	H	Alabama A&M	53	61	
												211	H	San Diego	47	70	
												225	H	Cal St. Fullerton	55	45	
												270	H	Towson	80	72	
												276	A	UC Santa Barbara	52	64	
												282	H	Colorado St.	59	49	
												289	H	Arkansas St.	62	71	
LAST 10 Division I																	
				163	A	San Jose St.	67	84		211	H	San Diego	47	70			
				282	H	Colorado St.	59	49		225	H	Cal St. Fullerton	55	45			
				289	H	Arkansas St.	62	71		208	H	Alabama A&M	53	61			
				276	A	UC Santa Barbara	52	64		270	H	Towson	80	72			
				62	H	California	48	74		165	A	Hawaii	58	61			

Non-Div I Games: Westcliff 77 56

San Diego St.

■ Loss, 
 ■ Non-Conf, 
 ■ S Site, 
 ■ H Home 
 ■ A Away 
 N Neutral



## San Francisco

Through Games Of Dec. 17, 2019

Average RPI Win:	189	WON-LOST	WINNING	LAST 10	STRENGTH OF	OPP. STRENGTH	TEAM	ADJ.	CONF.	ADJ CONF.
Average RPI Loss:	99	RECORD	PCT. RANK	GAMES	SCHEDULE	OF SCHEDULE	RPI	RPI	RPI	RPI
DIV. I ONLY	6- 4	122	6-4	157	86	131	131	12	12	
DIV. I NON-CONF.	6- 4	121	6-4	157	86	131	131	12	12	
TOTALS	RPI 1-25	RPI 26-50	W-L RECORDS	RPI 51-100	RPI 101-150	RPI 150+				
6- 4	0- 2	0- 0	OVERALL	2- 0	1- 1	3- 1				
3- 2	0- 1	0- 0	HOME	0- 0	0- 1	3- 0				
1- 1	0- 0	0- 0	AWAY	0- 0	1- 0	0- 1				
2- 1	0- 1	0- 0	NEUTRAL	2- 0	0- 0	0- 0				
6- 4	0- 2	0- 0	NON-CONFERENCE	2- 0	1- 1	3- 1				
3- 2	0- 1	0- 0	HOME	0- 0	0- 1	3- 0				
1- 1	0- 0	0- 0	AWAY	0- 0	1- 0	0- 1				
2- 1	0- 1	0- 0	NEUTRAL	2- 0	0- 0	0- 0				
0- 0	0- 0	0- 0	CONFERENCE	0- 0	0- 0	0- 0				
0- 0	0- 0	0- 0	HOME	0- 0	0- 0	0- 0				
0- 0	0- 0	0- 0	AWAY	0- 0	0- 0	0- 0				
0- 0	0- 0	0- 0	NEUTRAL	0- 0	0- 0	0- 0				

RPI 1-25				RPI 26-50				RPI 51-100				RPI 101+ Team's RPI: 131			
RPI	S	Opponent	Score	RPI	S	Opponent	Score	RPI	S	Opponent	Score	RPI	S	Opponent	Score
2	H	Stanford	71 97					93	N	Bowling Green	64 56	125	H	Idaho	60 66
12	N	Mississippi St.	38 73					100	N	Houston	80 57	145	A	Northern Colo.	90 83
												225	H	Cal St. Fullerton	71 63
												226	H	CSUN	79 61
												257	A	UC Davis	67 79
												343	H	Sacramento St.	87 82
LAST 10 Division I															
225	H	Cal St. Fullerton	71 63	343	H	Sacramento St.	87 82								
100	N	Houston	80 57	125	H	Idaho	60 66								
93	N	Bowling Green	64 56	226	H	CSUN	79 61								
12	N	Mississippi St.	38 73	2	H	Stanford	71 97								
257	A	UC Davis	67 79	145	A	Northern Colo.	90 83								

Non-Div I Games:

San Francisco

■ Loss, 
 ■ Non-Conf, 
 ■ S Site, 
 ■ H Home 
 ■ A Away 
 N Neutral



Average RPI Win:	236	WON-LOST	WINNING	LAST 10	STRENGTH OF	OPP. STRENGTH	TEAM	ADJ.	CONF.	ADJ CONF.
Average RPI Loss:	134	RECORD	PCT. RANK	GAMES	SCHEDULE	OF SCHEDULE	RPI	RPI	RPI	RPI
DIV. I ONLY	7- 3	74	7-3	327	94	163	163	22	22	
DIV. I NON-CONF.	5- 3	108	5-3	322	70	187	187	22	22	
TOTALS	RPI 1-25	RPI 26-50	W-L RECORDS	RPI 51-100	RPI 101-150	RPI 150+				
7- 3	0- 0	0- 0	OVERALL	1- 1	0- 1	6- 1				
5- 0	0- 0	0- 0	HOME	1- 0	0- 0	4- 0				
2- 3	0- 0	0- 0	AWAY	0- 1	0- 1	2- 1				
0- 0	0- 0	0- 0	NEUTRAL	0- 0	0- 0	0- 0				
5- 3	0- 0	0- 0	NON-CONFERENCE	1- 1	0- 1	4- 1				
4- 0	0- 0	0- 0	HOME	1- 0	0- 0	3- 0				
1- 3	0- 0	0- 0	AWAY	0- 1	0- 1	1- 1				
0- 0	0- 0	0- 0	NEUTRAL	0- 0	0- 0	0- 0				
2- 0	0- 0	0- 0	CONFERENCE	0- 0	0- 0	2- 0				
1- 0	0- 0	0- 0	HOME	0- 0	0- 0	1- 0				
1- 0	0- 0	0- 0	AWAY	0- 0	0- 0	1- 0				
0- 0	0- 0	0- 0	NEUTRAL	0- 0	0- 0	0- 0				

RPI 1-25			RPI 26-50			RPI 51-100			RPI 101+			Team's RPI: 163
RPI	S	Opponent	Score	RPI	S	Opponent	Score	RPI	S	Opponent	Score	
						68	H Buffalo	95 88	138	A Santa Clara	81 89	
						76	A CSU Bakersfield	71 75	189	A UC Irvine	77 79	
									211	H San Diego	88 82	
									216	A Utah St.	76 61	
									223	H Eastern Wash.	84 66	
									276	A UC Santa Barbara	73 70	
									316	H San Diego St.	84 67	
									343	H Sacramento St.	73 67	
LAST 10 Division I												
216	A	Utah St.	76 61	316	H	San Diego St.	84 67					
76	A	CSU Bakersfield	71 75	276	A	UC Santa Barbara	73 70					
211	H	San Diego	88 82	138	A	Santa Clara	81 89					
68	H	Buffalo	95 88	223	H	Eastern Wash.	84 66					
343	H	Sacramento St.	73 67	189	A	UC Irvine	77 79					

Non-Div I Games: La Verne 128 62

San Jose St.



Santa Clara

Through Games Of Dec. 17, 2019

Average RPI Win:	200	WON-LOST	WINNING	LAST 10	STRENGTH OF	OPP. STRENGTH	TEAM	ADJ.	CONF.	ADJ CONF.
Average RPI Loss:	120	RECORD	PCT. RANK	GAMES	SCHEDULE	OF SCHEDULE	RPI	RPI	RPI	RPI
DIV. I ONLY	3- 5	219	3-5	53	204	138	138	12	12	
DIV. I NON-CONF.	3- 5	219	3-5	52	204	138	138	12	12	
TOTALS	RPI 1-25	RPI 26-50	W-L RECORDS	RPI 51-100	RPI 101-150	RPI 150+				
3- 5	0- 1	0- 0	OVERALL	0- 2	0- 0	3- 2				
1- 1	0- 0	0- 0	HOME	0- 0	0- 0	1- 1				
1- 3	0- 1	0- 0	AWAY	0- 2	0- 0	1- 0				
1- 1	0- 0	0- 0	NEUTRAL	0- 0	0- 0	1- 1				
3- 5	0- 1	0- 0	NON-CONFERENCE	0- 2	0- 0	3- 2				
1- 1	0- 0	0- 0	HOME	0- 0	0- 0	1- 1				
1- 3	0- 1	0- 0	AWAY	0- 2	0- 0	1- 0				
1- 1	0- 0	0- 0	NEUTRAL	0- 0	0- 0	1- 1				
0- 0	0- 0	0- 0	CONFERENCE	0- 0	0- 0	0- 0				
0- 0	0- 0	0- 0	HOME	0- 0	0- 0	0- 0				
0- 0	0- 0	0- 0	AWAY	0- 0	0- 0	0- 0				
0- 0	0- 0	0- 0	NEUTRAL	0- 0	0- 0	0- 0				

RPI 1-25				RPI 26-50				RPI 51-100				RPI 101+ Team's RPI: 138			
RPI	S	Opponent	Score	RPI	S	Opponent	Score	RPI	S	Opponent	Score	RPI	S	Opponent	Score
3	A	Missouri St.	64 71					58	A	Arizona	52 65	163	H	San Jose St.	89 81
								62	A	California	65 69	179	N	Montana	68 58
												217	N	Delaware	80 81
												257	A	UC Davis	62 61
												260	H	Long Beach St.	46 54
LAST 10 Division I															
		260	H	Long Beach St.	46	54		62	A	California	65	69			
		217	N	Delaware	80	81		163	H	San Jose St.	89	81			
		179	N	Montana	68	58		58	A	Arizona	52	65			
		3	A	Missouri St.	64	71									
		257	A	UC Davis	62	61									

Non-Div I Games: UC Santa Cruz 109 51

Santa Clara

Loss, Non-Conf, S Site, H Home A Away N Neutral



Average RPI Win: 302		WON-LOST	WINNING	LAST 10	STRENGTH OF	OPP. STRENGTH	TEAM	ADJ.	CONF.	ADJ CONF.
Average RPI Loss: 184		RECORD	PCT. RANK	GAMES	SCHEDULE	OF SCHEDULE	RPI	RPI	RPI	RPI
DIV. I ONLY		2- 6	270	2-6	345	174	344	344	32	32
DIV. I NON-CONF.		2- 6	269	2-6	345	174	344	344	32	32
TOTALS		RPI 1-25	RPI 26-50	W-L RECORDS	RPI 51-100	RPI 101-150	RPI 150+			
2- 6	0- 0		0- 0	OVERALL	0- 0	0- 3	2- 3			
2- 2	0- 0		0- 0	HOME	0- 0	0- 2	2- 0			
0- 4	0- 0		0- 0	AWAY	0- 0	0- 1	0- 3			
0- 0	0- 0		0- 0	NEUTRAL	0- 0	0- 0	0- 0			
2- 6	0- 0		0- 0	NON-CONFERENCE	0- 0	0- 3	2- 3			
2- 2	0- 0		0- 0	HOME	0- 0	0- 2	2- 0			
0- 4	0- 0		0- 0	AWAY	0- 0	0- 1	0- 3			
0- 0	0- 0		0- 0	NEUTRAL	0- 0	0- 0	0- 0			
0- 0	0- 0		0- 0	CONFERENCE	0- 0	0- 0	0- 0			
0- 0	0- 0		0- 0	HOME	0- 0	0- 0	0- 0			
0- 0	0- 0		0- 0	AWAY	0- 0	0- 0	0- 0			
0- 0	0- 0		0- 0	NEUTRAL	0- 0	0- 0	0- 0			

RPI 1-25				RPI 26-50				RPI 51-100				RPI 101+				Team's RPI: 344	
RPI	S	Opponent	Score	RPI	S	Opponent	Score	RPI	S	Opponent	Score	RPI	S	Opponent	Score		
												110	A	Washington	46	78	
												125	H	Idaho	84	90	
												132	H	Montana St.	65	73	
												216	A	Utah St.	63	70	
												241	A	Idaho St.	48	73	
												260	H	Long Beach St.	66	54	
												281	A	Northern Ariz.	80	88	
												343	H	Sacramento St.	88	84	
LAST 10 Division I																	
				110	A	Washington	46	78	260	H	Long Beach St.	66	54				
				125	H	Idaho	84	90	343	H	Sacramento St.	88	84				
				281	A	Northern Ariz.	80	88	132	H	Montana St.	65	73				
				241	A	Idaho St.	48	73									
				216	A	Utah St.	63	70									

Non-Div I Games:	Warner Pacific	89	47	Saint Martin's	91	81	Central Wash.	75	65
------------------	----------------	----	----	----------------	----	----	---------------	----	----

Seattle U

Loss, Non-Conf, S Site, H Home A Away N Neutral

Page 260



Average RPI Win:	197	WON-LOST	WINNING	LAST 10	STRENGTH OF	OPP. STRENGTH	TEAM	ADJ.	CONF.	ADJ CONF.
Average RPI Loss:	38	RECORD	PCT. RANK	GAMES	SCHEDULE	OF SCHEDULE	RPI	RPI	RPI	RPI
DIV. I ONLY	6- 4	122	6-4	41	56	65	65	6	6	
DIV. I NON-CONF.	6- 4	121	6-4	40	56	65	65	6	6	
TOTALS	RPI 1-25	RPI 26-50	W-L RECORDS	RPI 51-100	RPI 101-150	RPI 150+				
6- 4	0- 2	0- 1	OVERALL	1- 0	0- 1	5- 0				
3- 2	0- 2	0- 0	HOME	0- 0	0- 0	3- 0				
1- 1	0- 0	0- 0	AWAY	0- 0	0- 1	1- 0				
2- 1	0- 0	0- 1	NEUTRAL	1- 0	0- 0	1- 0				
6- 4	0- 2	0- 1	NON-CONFERENCE	1- 0	0- 1	5- 0				
3- 2	0- 2	0- 0	HOME	0- 0	0- 0	3- 0				
1- 1	0- 0	0- 0	AWAY	0- 0	0- 1	1- 0				
2- 1	0- 0	0- 1	NEUTRAL	1- 0	0- 0	1- 0				
0- 0	0- 0	0- 0	CONFERENCE	0- 0	0- 0	0- 0				
0- 0	0- 0	0- 0	HOME	0- 0	0- 0	0- 0				
0- 0	0- 0	0- 0	AWAY	0- 0	0- 0	0- 0				
0- 0	0- 0	0- 0	NEUTRAL	0- 0	0- 0	0- 0				

RPI 1-25				RPI 26-50				RPI 51-100				RPI 101+			
RPI	S	Opponent	Score	RPI	S	Opponent	Score	RPI	S	Opponent	Score	RPI	S	Opponent	Score
1	H	UConn	78 92	31	N	Georgia Tech	54 79	86	N	Vanderbilt	69 65	113	A	Lehigh	68 75
6	H	Princeton	76 78									176	N	Saint Joseph's	55 39
												191	H	VCU	53 33
												219	H	Fairfield	74 44
												221	A	Iona	89 37
												286	H	Sacred Heart	95 69
LAST 10 Division I															
176	N	Saint Joseph's	55 39	221	A	Iona	89 37								
6	H	Princeton	76 78	1	H	UConn	78 92								
191	H	VCU	53 33	86	N	Vanderbilt	69 65								
219	H	Fairfield	74 44	31	N	Georgia Tech	54 79								
286	H	Sacred Heart	95 69	113	A	Lehigh	68 75								

Non-Div I Games:

Seton Hall



Average RPI Win:	298	WON-LOST	WINNING	LAST 10	STRENGTH OF	OPP. STRENGTH	TEAM	ADJ.	CONF.	ADJ CONF.
Average RPI Loss:	111	RECORD	PCT. RANK	GAMES	SCHEDULE	OF SCHEDULE	RPI	RPI	RPI	RPI
DIV. I ONLY	2- 6	270	2-6	31	339	213	213	19	19	
DIV. I NON-CONF.	2- 6	269	2-6	31	339	213	213	19	19	
TOTALS	RPI 1-25	RPI 26-50	W-L RECORDS	RPI 51-100	RPI 101-150	RPI 150+				
2- 6	0- 0	0- 0	OVERALL	0- 3	0- 2	2- 1				
2- 1	0- 0	0- 0	HOME	0- 1	0- 0	2- 0				
0- 5	0- 0	0- 0	AWAY	0- 2	0- 2	0- 1				
0- 0	0- 0	0- 0	NEUTRAL	0- 0	0- 0	0- 0				
2- 6	0- 0	0- 0	NON-CONFERENCE	0- 3	0- 2	2- 1				
2- 1	0- 0	0- 0	HOME	0- 1	0- 0	2- 0				
0- 5	0- 0	0- 0	AWAY	0- 2	0- 2	0- 1				
0- 0	0- 0	0- 0	NEUTRAL	0- 0	0- 0	0- 0				
0- 0	0- 0	0- 0	CONFERENCE	0- 0	0- 0	0- 0				
0- 0	0- 0	0- 0	HOME	0- 0	0- 0	0- 0				
0- 0	0- 0	0- 0	AWAY	0- 0	0- 0	0- 0				
0- 0	0- 0	0- 0	NEUTRAL	0- 0	0- 0	0- 0				

RPI 1-25				RPI 26-50				RPI 51-100				RPI 101+				Team's RPI: 213	
RPI	S	Opponent	Score	RPI	S	Opponent	Score	RPI	S	Opponent	Score	RPI	S	Opponent	Score		
								60	A	Colgate	51	88	129	A	Harvard	51	68
								89	H	Binghamton	62	89	130	A	Fla. Atlantic	39	83
								96	A	Penn	44	92	159	A	Massachusetts	55	61
													286	H	Sacred Heart	68	57
													310	H	Albany (NY)	52	46
LAST 10 Division I																	
				129	A	Harvard	51	68	159	A	Massachusetts	55	61				
				96	A	Penn	44	92	310	H	Albany (NY)	52	46				
				89	H	Binghamton	62	89	60	A	Colgate	51	88				
									130	A	Fla. Atlantic	39	83				
									286	H	Sacred Heart	68	57				

Non-Div I Games:

Siena



# South Alabama

Through Games Of Dec. 17, 2019

Average RPI Win:	233	WON-LOST	WINNING	LAST 10	STRENGTH OF	OPP. STRENGTH	TEAM	ADJ.	CONF.	ADJ CONF.
Average RPI Loss:	119	RECORD	PCT. RANK	GAMES	SCHEDULE	OF SCHEDULE	RPI	RPI	RPI	RPI
DIV. I ONLY	3- 6	234	3-6	117	208	230	230	23	23	
DIV. I NON-CONF.	3- 6	235	3-6	115	208	229	229	23	23	
TOTALS	RPI 1-25	RPI 26-50	W-L RECORDS	RPI 51-100	RPI 101-150	RPI 150+				
3- 6	0- 0	0- 1	OVERALL	0- 1	0- 2	3- 2				
2- 4	0- 0	0- 1	HOME	0- 1	0- 2	2- 0				
1- 2	0- 0	0- 0	AWAY	0- 0	0- 0	1- 2				
0- 0	0- 0	0- 0	NEUTRAL	0- 0	0- 0	0- 0				
3- 6	0- 0	0- 1	NON-CONFERENCE	0- 1	0- 2	3- 2				
2- 4	0- 0	0- 1	HOME	0- 1	0- 2	2- 0				
1- 2	0- 0	0- 0	AWAY	0- 0	0- 0	1- 2				
0- 0	0- 0	0- 0	NEUTRAL	0- 0	0- 0	0- 0				
0- 0	0- 0	0- 0	CONFERENCE	0- 0	0- 0	0- 0				
0- 0	0- 0	0- 0	HOME	0- 0	0- 0	0- 0				
0- 0	0- 0	0- 0	AWAY	0- 0	0- 0	0- 0				
0- 0	0- 0	0- 0	NEUTRAL	0- 0	0- 0	0- 0				

RPI S	Opponent	Score	RPI S	Opponent	Score	RPI S	Opponent	Score	RPI S	Opponent	Score	Team's RPI: 230
39	H Rutgers	56 77	75	H Alabama	62 74	108	H Auburn	62 82	133	H Miami (OH)	73 76	
						171	A Tulane	62 53	175	A UAB	61 77	
						181	A Southern Miss.	55 62	198	H A&M-Corpus Christi	83 82	
						329	H Tennessee St.	70 48				
LAST 10 Division I												
181	A Southern Miss.	55 62	108	H Auburn	62 82							
171	A Tulane	62 53	329	H Tennessee St.	70 48							
175	A UAB	61 77	75	H Alabama	62 74							
39	H Rutgers	56 77	133	H Miami (OH)	73 76							
			198	H A&M-Corpus Christi	83 82							

Non-Div I Games: William Carey 68 52 Mobile 103 59

South Alabama

Loss, Non-Conf, S Site, H Home A Away N Neutral



Average RPI Win: 138		WON-LOST	WINNING	LAST 10	STRENGTH OF	OPP. STRENGTH	TEAM	ADJ.	CONF.	ADJ CONF.
Average RPI Loss: 11		RECORD	PCT. RANK	GAMES	SCHEDULE	OF SCHEDULE	RPI	RPI	RPI	RPI
DIV. I ONLY		10- 1	12	9-1	43	35	10	10	5	5
DIV. I NON-CONF.		10- 1	12	9-1	43	35	10	10	5	5
TOTALS	RPI 1-25	RPI 26-50		W-L RECORDS		RPI 51-100	RPI 101-150	RPI 150+		
10- 1	2- 1	1- 0		OVERALL		2- 0	1- 0	4- 0		
4- 0	1- 0	0- 0		HOME		0- 0	0- 0	3- 0		
4- 0	0- 0	1- 0		AWAY		1- 0	1- 0	1- 0		
2- 1	1- 1	0- 0		NEUTRAL		1- 0	0- 0	0- 0		
10- 1	2- 1	1- 0		NON-CONFERENCE		2- 0	1- 0	4- 0		
4- 0	1- 0	0- 0		HOME		0- 0	0- 0	3- 0		
4- 0	0- 0	1- 0		AWAY		1- 0	1- 0	1- 0		
2- 1	1- 1	0- 0		NEUTRAL		1- 0	0- 0	0- 0		
0- 0	0- 0	0- 0		CONFERENCE		0- 0	0- 0	0- 0		
0- 0	0- 0	0- 0		HOME		0- 0	0- 0	0- 0		
0- 0	0- 0	0- 0		AWAY		0- 0	0- 0	0- 0		
0- 0	0- 0	0- 0		NEUTRAL		0- 0	0- 0	0- 0		

RPI 1-25					
RPI	S	Opponent	Score		
11	N	Indiana	57	71	
21	H	Purdue	85	49	
22	N	Baylor	74	59	
Team's RPI: 10					
RPI 26-50					
RPI	S	Opponent	Score		
44	A	Maryland	63	54	
RPI 51-100					
RPI	S	Opponent	Score		
67	A	Temple	78	71	
81	N	Washington St.	68	53	
RPI 101+					
RPI	S	Opponent	Score		
124	A	Dayton	75	49	
178	A	Clemson	84	48	
269	H	Appalachian St.	92	50	
277	H	Alabama St.	103	43	
301	H	USC Upstate	112	32	
LAST 10 Division I					
21	H	Purdue	85	49	
67	A	Temple	78	71	
22	N	Baylor	74	59	
124	A	Dayton	75	49	
44	A	Maryland	63	54	
81	N	Washington St.	68	53	
11	N	Indiana	57	71	
178	A	Clemson	84	48	
301	H	USC Upstate	112	32	
269	H	Appalachian St.	92	50	

Non-Div I Games:

## South Carolina

Loss, Non-Conf, S Site, H Home A Away N Neutral



Season Carolina Tech				Through Games of Dec. 17, 1919						
Average RPI Win:	332	WON-LOST	WINNING	LAST 10	STRENGTH OF	OPP. STRENGTH	TEAM	ADJ.	CONF.	ADJ CONF.
Average RPI Loss:	272	RECORD	PCT. RANK	GAMES	SCHEDULE	OF SCHEDULE	RPI	RPI	RPI	RPI
DIV. I ONLY	1- 9	330	1-9	349	338	350	350	31	31	
DIV. I NON-CONF.	1- 9	330	1-9	349	338	350	350	31	31	
TOTALS	RPI 1-25	RPI 26-50	W-L RECORDS	RPI 51-100	RPI 101-150	RPI 150+				
1- 9	0- 0	0- 0	OVERALL	0- 0	0- 1	1- 8				
0- 5	0- 0	0- 0	HOME	0- 0	0- 1	0- 4				
1- 4	0- 0	0- 0	AWAY	0- 0	0- 0	1- 4				
0- 0	0- 0	0- 0	NEUTRAL	0- 0	0- 0	0- 0				
1- 9	0- 0	0- 0	NON-CONFERENCE	0- 0	0- 1	1- 8				
0- 5	0- 0	0- 0	HOME	0- 0	0- 1	0- 4				
1- 4	0- 0	0- 0	AWAY	0- 0	0- 0	1- 4				
0- 0	0- 0	0- 0	NEUTRAL	0- 0	0- 0	0- 0				
0- 0	0- 0	0- 0	CONFERENCE	0- 0	0- 0	0- 0				
0- 0	0- 0	0- 0	HOME	0- 0	0- 0	0- 0				
0- 0	0- 0	0- 0	AWAY	0- 0	0- 0	0- 0				
0- 0	0- 0	0- 0	NEUTRAL	0- 0	0- 0	0- 0				

RPI 1-25				RPI 26-50				RPI 51-100				RPI 101+				Team's RPI: 350	
RPI	S	Opponent	Score	RPI	S	Opponent	Score	RPI	S	Opponent	Score	RPI	S	Opponent	Score		
												111	H	North Dakota	53	95	
												267	H	Presbyterian	49	70	
												283	A	UNLV	57	66	
												292	H	Radford	45	60	
												293	A	UNC Asheville	51	82	
												297	H	Mercer	55	66	
												301	A	USC Upstate	47	58	
												303	H	Col. of Charleston	55	76	
												304	A	UNCW	46	84	
												332	A	Charleston So.	81	75	
LAST 10 Division I																	
				301	A	USC Upstate	47	58	111	H	North Dakota	53	95				
				293	A	UNC Asheville	51	82	283	A	UNLV	57	66				
				297	H	Mercer	55	66	303	H	Col. of Charleston	55	76				
				332	A	Charleston So.	81	75	304	A	UNCW	46	84				
				267	H	Presbyterian	49	70	292	H	Radford	45	60				

Non-Div I Games:

South Carolina St.

■ Loss, ■ Non-Conf, S Site, H Home A Away N Neutral



Average RPI Win:	136	WON-LOST	WINNING	LAST 10	STRENGTH OF	OPP. STRENGTH	TEAM	ADJ.	CONF.	ADJ CONF.
Average RPI Loss:	3	RECORD	PCT. RANK	GAMES	SCHEDULE	OF SCHEDULE	RPI	RPI	RPI	RPI
DIV. I ONLY	10- 1	12	9-1	106	7	19	19	16	16	
DIV. I NON-CONF.	10- 1	12	9-1	105	7	19	19	16	16	
TOTALS	RPI 1-25	RPI 26-50	W-L RECORDS	RPI 51-100	RPI 101-150	RPI 150+				
10- 1	3- 1	0- 0	OVERALL	1- 0	0- 0	6- 0				
5- 1	2- 1	0- 0	HOME	0- 0	0- 0	3- 0				
3- 0	0- 0	0- 0	AWAY	1- 0	0- 0	2- 0				
2- 0	1- 0	0- 0	NEUTRAL	0- 0	0- 0	1- 0				
10- 1	3- 1	0- 0	NON-CONFERENCE	1- 0	0- 0	6- 0				
5- 1	2- 1	0- 0	HOME	0- 0	0- 0	3- 0				
3- 0	0- 0	0- 0	AWAY	1- 0	0- 0	2- 0				
2- 0	1- 0	0- 0	NEUTRAL	0- 0	0- 0	1- 0				
0- 0	0- 0	0- 0	CONFERENCE	0- 0	0- 0	0- 0				
0- 0	0- 0	0- 0	HOME	0- 0	0- 0	0- 0				
0- 0	0- 0	0- 0	AWAY	0- 0	0- 0	0- 0				
0- 0	0- 0	0- 0	NEUTRAL	0- 0	0- 0	0- 0				

RPI	S	Opponent	Score	RPI	S	Opponent	Score	RPI	S	Opponent	Score	RPI	S	Opponent	Score
3	H	Missouri St.	66 74					94	A	Green Bay	66 60	157	N	Northern Ill.	91 48
7	H	Creighton	72 65									162	H	Missouri	72 56
17	N	Ohio St.	68 53									179	H	Montana	96 64
25	H	Drake	102 94									184	A	Utah	84 81
												205	A	Northeastern	80 76
												328	H	Coppin St.	82 44
LAST 10 Division I															
179	H	Montana	96 64	157	N	Northern Ill.	91 48								
328	H	Coppin St.	82 44	17	N	Ohio St.	68 53								
7	H	Creighton	72 65	3	H	Missouri St.	66 74								
25	H	Drake	102 94	162	H	Missouri	72 56								
94	A	Green Bay	66 60	184	A	Utah	84 81								

Non-Div I Games: Mt. Marty 110 39

South Dakota



Average RPI Win:	183	WON-LOST	WINNING	LAST 10	STRENGTH OF	OPP. STRENGTH	TEAM	ADJ.	CONF.	ADJ CONF.
Average RPI Loss:	36	RECORD	PCT. RANK	GAMES	SCHEDULE	OF SCHEDULE	RPI	RPI	RPI	RPI
DIV. I ONLY	6- 6	164	6-4	72	29	119	119	16	16	
DIV. I NON-CONF.	6- 6	165	6-4	71	29	119	119	16	16	
TOTALS	RPI 1-25	RPI 26-50	W-L RECORDS	RPI 51-100	RPI 101-150	RPI 150+				
6- 6	0- 2	0- 3	OVERALL	1- 1	2- 0	3- 0				
4- 2	0- 0	0- 1	HOME	0- 1	1- 0	3- 0				
0- 3	0- 2	0- 1	AWAY	0- 0	0- 0	0- 0				
2- 1	0- 0	0- 1	NEUTRAL	1- 0	1- 0	0- 0				
6- 6	0- 2	0- 3	NON-CONFERENCE	1- 1	2- 0	3- 0				
4- 2	0- 0	0- 1	HOME	0- 1	1- 0	3- 0				
0- 3	0- 2	0- 1	AWAY	0- 0	0- 0	0- 0				
2- 1	0- 0	0- 1	NEUTRAL	1- 0	1- 0	0- 0				
0- 0	0- 0	0- 0	CONFERENCE	0- 0	0- 0	0- 0				
0- 0	0- 0	0- 0	HOME	0- 0	0- 0	0- 0				
0- 0	0- 0	0- 0	AWAY	0- 0	0- 0	0- 0				
0- 0	0- 0	0- 0	NEUTRAL	0- 0	0- 0	0- 0				

RPI 1-25				RPI 26-50				RPI 51-100				RPI 101+ Team's RPI: 119			
RPI	S	Opponent	Score	RPI	S	Opponent	Score	RPI	S	Opponent	Score	RPI	S	Opponent	Score
7	A	Creighton	48 61	28	A	Oregon	56 95	69	N	Notre Dame	65 59	118	N	South Fla.	61 50
25	A	Drake	67 74	35	N	FGCU	70 71	72	H	Central Mich.	74 79	132	H	Montana St.	60 50
				50	H	Marquette	58 65					173	H	Wyoming	67 40
												280	H	Chattanooga	71 56
												328	H	Coppin St.	94 41
LAST 10 Division I															
		50	H	Marquette	58	65		28	A	Oregon	56	95			
		72	H	Central Mich.	74	79		328	H	Coppin St.	94	41			
		280	H	Chattanooga	71	56		35	N	FGCU	70	71			
		173	H	Wyoming	67	40		69	N	Notre Dame	65	59			
		132	H	Montana St.	60	50		118	N	South Fla.	61	50			

Non-Div I Games: Dakota Wesleyan 77 46

South Dakota St.



Average RPI Win:	190	WON-LOST	WINNING	LAST 10	STRENGTH OF	OPP. STRENGTH	TEAM	ADJ.	CONF.	ADJ CONF.
Average RPI Loss:	61	RECORD	PCT. RANK	GAMES	SCHEDULE	OF SCHEDULE	RPI	RPI	RPI	RPI
DIV. I ONLY	7- 4	103	6-4	129	58	118	118	9	9	
DIV. I NON-CONF.	7- 4	102	6-4	127	58	118	118	9	9	
TOTALS	RPI 1-25	RPI 26-50	W-L RECORDS	RPI 51-100	RPI 101-150	RPI 150+				
7- 4	0- 1	0- 1	OVERALL	0- 1	2- 1	5- 0				
7- 0	0- 0	0- 0	HOME	0- 0	2- 0	5- 0				
0- 1	0- 1	0- 0	AWAY	0- 0	0- 0	0- 0				
0- 3	0- 0	0- 1	NEUTRAL	0- 1	0- 1	0- 0				
7- 4	0- 1	0- 1	NON-CONFERENCE	0- 1	2- 1	5- 0				
7- 0	0- 0	0- 0	HOME	0- 0	2- 0	5- 0				
0- 1	0- 1	0- 0	AWAY	0- 0	0- 0	0- 0				
0- 3	0- 0	0- 1	NEUTRAL	0- 1	0- 1	0- 0				
0- 0	0- 0	0- 0	CONFERENCE	0- 0	0- 0	0- 0				
0- 0	0- 0	0- 0	HOME	0- 0	0- 0	0- 0				
0- 0	0- 0	0- 0	AWAY	0- 0	0- 0	0- 0				
0- 0	0- 0	0- 0	NEUTRAL	0- 0	0- 0	0- 0				

RPI 1-25				RPI 26-50				RPI 51-100				RPI 101+ Team's RPI: 118			
RPI	S	Opponent	Score	RPI	S	Opponent	Score	RPI	S	Opponent	Score	RPI	S	Opponent	Score
22	A	Baylor	46 58	35	N	FGCU	77 81	69	N	Notre Dame	51 67	119	N	South Dakota St.	50 61
												125	H	Idaho	67 64
												142	H	Texas	64 57
												167	H	Saint Francis (PA)	62 23
												191	H	VCU	77 55
												212	H	Howard	82 53
												218	H	Jacksonville	70 39
												277	H	Alabama St.	80 29
LAST 10 Division I															
125	H	Idaho	67 64	35	N	FGCU	77 81	119	N	South Dakota St.	50 61				
277	H	Alabama St.	80 29					167	H	Saint Francis (PA)	62 23				
69	N	Notre Dame	51 67					22	A	Baylor	46 58				
212	H	Howard	82 53					191	H	VCU	77 55				
142	H	Texas	64 57												

Non-Div I Games:

South Fla.



Average RPI Win: 266		WON-LOST	WINNING	LAST 10	STRENGTH OF	OPP. STRENGTH	TEAM	ADJ.	CONF.	ADJ CONF.
Average RPI Loss: 139		RECORD	PCT. RANK	GAMES	SCHEDULE	OF SCHEDULE	RPI	RPI	RPI	RPI
DIV. I ONLY		5- 3	111	5-3	311	194	161	161	21	21
DIV. I NON-CONF.		5- 3	108	5-3	311	194	161	161	21	21
TOTALS	RPI 1-25	RPI 26-50		W-L RECORDS		RPI 51-100	RPI 101-150	RPI 150+		
5- 3	0- 0	0- 1		OVERALL		1- 0	0- 0	4- 2		
2- 0	0- 0	0- 0		HOME		1- 0	0- 0	1- 0		
3- 3	0- 0	0- 1		AWAY		0- 0	0- 0	3- 2		
0- 0	0- 0	0- 0		NEUTRAL		0- 0	0- 0	0- 0		
5- 3	0- 0	0- 1		NON-CONFERENCE		1- 0	0- 0	4- 2		
2- 0	0- 0	0- 0		HOME		1- 0	0- 0	1- 0		
3- 3	0- 0	0- 1		AWAY		0- 0	0- 0	3- 2		
0- 0	0- 0	0- 0		NEUTRAL		0- 0	0- 0	0- 0		
0- 0	0- 0	0- 0		CONFERENCE		0- 0	0- 0	0- 0		
0- 0	0- 0	0- 0		HOME		0- 0	0- 0	0- 0		
0- 0	0- 0	0- 0		AWAY		0- 0	0- 0	0- 0		
0- 0	0- 0	0- 0		NEUTRAL		0- 0	0- 0	0- 0		

RPI 1-25				RPI 26-50				RPI 51-100				RPI 101+				Team's RPI: 161	
RPI	S	Opponent	Score	RPI	S	Opponent	Score	RPI	S	Opponent	Score	RPI	S	Opponent	Score		
				29	A	Saint Louis	61 76	87	H	Southern Ill.	79 65	187	A	Western Ill.	91 97		
												202	A	Eastern Mich.	64 69		
												285	A	Ole Miss	70 53		
												289	A	Arkansas St.	79 67		
												334	H	Evansville	83 60		
												335	A	Purdue Fort Wayne	58 48		
LAST 10 Division I																	
				187	A	Western Ill.	91 97	29	A	Saint Louis	61 76						
				285	A	Ole Miss	70 53	335	A	Purdue Fort Wayne	58 48						
				87	H	Southern Ill.	79 65	202	A	Eastern Mich.	64 69						
								289	A	Arkansas St.	79 67						
								334	H	Evansville	83 60						

Non-Div I Games:	Mo.-St. Louis	70	56
------------------	---------------	----	----

Southeast Mo. St.

■ Loss, ■ Non-Conf, S Site, H Home A Away N Neutral



Average RPI Win:	309	WON-LOST	WINNING	LAST 10	STRENGTH OF	OPP. STRENGTH	TEAM	ADJ.	CONF.	ADJ CONF.
Average RPI Loss:	154	RECORD	PCT. RANK	GAMES	SCHEDULE	OF SCHEDULE	RPI	RPI	RPI	RPI
DIV. I ONLY	2- 5	255	2-5	228	327	258	258	25	25	
DIV. I NON-CONF.	2- 5	253	2-5	227	327	259	259	25	25	
TOTALS	RPI 1-25	RPI 26-50	W-L RECORDS	RPI 51-100	RPI 101-150	RPI 150+				
2- 5	0- 0	0- 1	OVERALL	0- 1	0- 0	2- 3				
1- 0	0- 0	0- 0	HOME	0- 0	0- 0	1- 0				
1- 5	0- 0	0- 1	AWAY	0- 1	0- 0	1- 3				
0- 0	0- 0	0- 0	NEUTRAL	0- 0	0- 0	0- 0				
2- 5	0- 0	0- 1	NON-CONFERENCE	0- 1	0- 0	2- 3				
1- 0	0- 0	0- 0	HOME	0- 0	0- 0	1- 0				
1- 5	0- 0	0- 1	AWAY	0- 1	0- 0	1- 3				
0- 0	0- 0	0- 0	NEUTRAL	0- 0	0- 0	0- 0				
0- 0	0- 0	0- 0	CONFERENCE	0- 0	0- 0	0- 0				
0- 0	0- 0	0- 0	HOME	0- 0	0- 0	0- 0				
0- 0	0- 0	0- 0	AWAY	0- 0	0- 0	0- 0				
0- 0	0- 0	0- 0	NEUTRAL	0- 0	0- 0	0- 0				

RPI	S	Opponent	Score	RPI	S	Opponent	Score	RPI	S	Opponent	Score	RPI	S	Opponent	Score	Team's RPI: 258
34	A	LSU	52 62	100	A	Houston	65 78	181	A	Southern Miss.	54 62	227	A	Louisiana	50 60	
								228	A	Louisiana Tech	78 92	266	H	Jackson St.	63 59	
								351	A	La.-Monroe	65 52					
LAST 10 Division I																
228	A	Louisiana Tech	78 92	181	A	Southern Miss.	54 62									
266	H	Jackson St.	63 59	100	A	Houston	65 78									
351	A	La.-Monroe	65 52													
34	A	LSU	52 62													
227	A	Louisiana	50 60													

Non-Div I Games: LSU-Alexandria 89 67

Southeastern La.



Average RPI Win:	170	WON-LOST	WINNING	LAST 10	STRENGTH OF	OPP. STRENGTH	TEAM	ADJ.	CONF.	ADJ CONF.
Average RPI Loss:	126	RECORD	PCT. RANK	GAMES	SCHEDULE	OF SCHEDULE	RPI	RPI	RPI	RPI
DIV. I ONLY	5- 3	111	5-3	101	68	79	79	1	1	
DIV. I NON-CONF.	5- 3	108	5-3	100	68	79	79	1	1	
TOTALS	RPI 1-25	RPI 26-50	W-L RECORDS	RPI 51-100	RPI 101-150	RPI 150+				
5- 3	1- 1	0- 0	OVERALL	1- 1	0- 0	3- 1				
2- 1	1- 1	0- 0	HOME	0- 0	0- 0	1- 0				
2- 1	0- 0	0- 0	AWAY	0- 0	0- 0	2- 1				
1- 1	0- 0	0- 0	NEUTRAL	1- 1	0- 0	0- 0				
5- 3	1- 1	0- 0	NON-CONFERENCE	1- 1	0- 0	3- 1				
2- 1	1- 1	0- 0	HOME	0- 0	0- 0	1- 0				
2- 1	0- 0	0- 0	AWAY	0- 0	0- 0	2- 1				
1- 1	0- 0	0- 0	NEUTRAL	1- 1	0- 0	0- 0				
0- 0	0- 0	0- 0	CONFERENCE	0- 0	0- 0	0- 0				
0- 0	0- 0	0- 0	HOME	0- 0	0- 0	0- 0				
0- 0	0- 0	0- 0	AWAY	0- 0	0- 0	0- 0				
0- 0	0- 0	0- 0	NEUTRAL	0- 0	0- 0	0- 0				

RPI 1-25				RPI 26-50				RPI 51-100 Team's RPI: 79				RPI 101+			
RPI	S	Opponent	Score	RPI	S	Opponent	Score	RPI	S	Opponent	Score	RPI	S	Opponent	Score
14	H	Texas A&M	64 74					75	N	Alabama	60 57	226	A	CSUN	69 53
23	H	Virginia	59 49					88	N	Nebraska	54 67	242	A	UC Riverside	76 59
												276	A	UC Santa Barbara	46 57
												283	H	UNLV	75 54
LAST 10 Division I															
14	H	Texas A&M	64 74	283	H	UNLV	75 54								
276	A	UC Santa Barbara	46 57	75	N	Alabama	60 57								
242	A	UC Riverside	76 59	88	N	Nebraska	54 67								
23	H	Virginia	59 49												
226	A	CSUN	69 53												

Non-Div I Games:

Southern California

■ Loss, 
 ■ Non-Conf, 
 ■ S Site, 
 ■ H Home 
 ■ A Away 
 N Neutral



Average RPI Win:	170	WON-LOST	WINNING	LAST 10	STRENGTH OF	OPP. STRENGTH	TEAM	ADJ.	CONF.	ADJ CONF.
Average RPI Loss:	122	RECORD	PCT. RANK	GAMES	SCHEDULE	OF SCHEDULE	RPI	RPI	RPI	RPI
DIV. I ONLY	6- 3	88	6-3	141	159	87	87	7	7	
DIV. I NON-CONF.	6- 3	86	6-3	141	158	88	88	7	7	
TOTALS	RPI 1-25	RPI 26-50	W-L RECORDS	RPI 51-100	RPI 101-150	RPI 150+				
6- 3	0- 0	1- 0	OVERALL	0- 1	2- 1	3- 1				
4- 1	0- 0	1- 0	HOME	0- 0	2- 1	1- 0				
2- 2	0- 0	0- 0	AWAY	0- 1	0- 0	2- 1				
0- 0	0- 0	0- 0	NEUTRAL	0- 0	0- 0	0- 0				
6- 3	0- 0	1- 0	NON-CONFERENCE	0- 1	2- 1	3- 1				
4- 1	0- 0	1- 0	HOME	0- 0	2- 1	1- 0				
2- 2	0- 0	0- 0	AWAY	0- 1	0- 0	2- 1				
0- 0	0- 0	0- 0	NEUTRAL	0- 0	0- 0	0- 0				
0- 0	0- 0	0- 0	CONFERENCE	0- 0	0- 0	0- 0				
0- 0	0- 0	0- 0	HOME	0- 0	0- 0	0- 0				
0- 0	0- 0	0- 0	AWAY	0- 0	0- 0	0- 0				
0- 0	0- 0	0- 0	NEUTRAL	0- 0	0- 0	0- 0				

RPI 1-25				RPI 26-50				RPI 51-100				Team's RPI: 87	RPI 101+			
RPI	S	Opponent	Score	RPI	S	Opponent	Score	RPI	S	Opponent	Score		RPI	S	Opponent	Score
				29	H	Saint Louis	61 53	82	A	IUPUI	78 81		122	H	Memphis	66 70
													128	H	Murray St.	76 66
													150	H	UT Martin	70 59
													161	A	Southeast Mo. St.	65 79
													202	A	Eastern Mich.	85 54
													253	A	SIUE	103 67
													256	H	Tennessee Tech	76 65
LAST 10 Division I																
				122	H	Memphis	66 70	128	H	Murray St.	76 66					
				256	H	Tennessee Tech	76 65	161	A	Southeast Mo. St.	65 79					
				82	A	IUPUI	78 81	150	H	UT Martin	70 59					
				253	A	SIUE	103 67	29	H	Saint Louis	61 53					
								202	A	Eastern Mich.	85 54					

Non-Div I Games:

Southern Ill.



Average RPI Win:	276	WON-LOST	WINNING	LAST 10	STRENGTH OF	OPP. STRENGTH	TEAM	ADJ.	CONF.	ADJ CONF.
Average RPI Loss:	92	RECORD	PCT. RANK	GAMES	SCHEDULE	OF SCHEDULE	RPI	RPI	RPI	RPI
DIV. I ONLY	6- 2	64	6-2	305	198	181	181	14	14	
DIV. I NON-CONF.	6- 2	65	6-2	306	198	177	177	14	14	
TOTALS	RPI 1-25	RPI 26-50	W-L RECORDS	RPI 51-100	RPI 101-150	RPI 150+				
6- 2	0- 1	0- 0	OVERALL	0- 0	0- 0	6- 1				
5- 1	0- 0	0- 0	HOME	0- 0	0- 0	5- 1				
1- 1	0- 1	0- 0	AWAY	0- 0	0- 0	1- 0				
0- 0	0- 0	0- 0	NEUTRAL	0- 0	0- 0	0- 0				
6- 2	0- 1	0- 0	NON-CONFERENCE	0- 0	0- 0	6- 1				
5- 1	0- 0	0- 0	HOME	0- 0	0- 0	5- 1				
1- 1	0- 1	0- 0	AWAY	0- 0	0- 0	1- 0				
0- 0	0- 0	0- 0	NEUTRAL	0- 0	0- 0	0- 0				
0- 0	0- 0	0- 0	CONFERENCE	0- 0	0- 0	0- 0				
0- 0	0- 0	0- 0	HOME	0- 0	0- 0	0- 0				
0- 0	0- 0	0- 0	AWAY	0- 0	0- 0	0- 0				
0- 0	0- 0	0- 0	NEUTRAL	0- 0	0- 0	0- 0				

RPI 1-25				RPI 26-50				RPI 51-100				RPI 101+				Team's RPI: 181
RPI	S	Opponent	Score	RPI	S	Opponent	Score	RPI	S	Opponent	Score	RPI	S	Opponent	Score	
12	A	Mississippi St.	58 91									171	H	Tulane	58 62	
												191	H	VCU	51 39	
												230	H	South Alabama	62 55	
												258	H	Southeastern La.	62 54	
												285	H	Ole Miss	59 53	
												339	H	Mississippi Val.	84 80	
												351	A	La.-Monroe	57 42	
LAST 10 Division I																
230	H	South Alabama	62 55	171	H	Tulane	58 62									
258	H	Southeastern La.	62 54	191	H	VCU	51 39									
12	A	Mississippi St.	58 91	339	H	Mississippi Val.	84 80									
				285	H	Ole Miss	59 53									
				351	A	La.-Monroe	57 42									

Non-Div I Games: William Carey 77 47

Southern Miss.



Average RPI Win:	0	WON-LOST	WINNING	LAST 10	STRENGTH OF	OPP. STRENGTH	TEAM	ADJ.	CONF.	ADJ CONF.
Average RPI Loss:	106	RECORD	PCT. RANK	GAMES	SCHEDULE	OF SCHEDULE	RPI	RPI	RPI	RPI
DIV. I ONLY	0- 7	336	0-7	11	247	231	231	28	28	
DIV. I NON-CONF.	0- 7	336	0-7	12	249	230	230	28	28	
TOTALS	RPI 1-25	RPI 26-50	W-L RECORDS	RPI 51-100	RPI 101-150	RPI 150+				
0- 7	0- 0	0- 1	OVERALL	0- 2	0- 3	0- 1				
0- 0	0- 0	0- 0	HOME	0- 0	0- 0	0- 0				
0- 7	0- 0	0- 1	AWAY	0- 2	0- 3	0- 1				
0- 0	0- 0	0- 0	NEUTRAL	0- 0	0- 0	0- 0				
0- 7	0- 0	0- 1	NON-CONFERENCE	0- 2	0- 3	0- 1				
0- 0	0- 0	0- 0	HOME	0- 0	0- 0	0- 0				
0- 7	0- 0	0- 1	AWAY	0- 2	0- 3	0- 1				
0- 0	0- 0	0- 0	NEUTRAL	0- 0	0- 0	0- 0				
0- 0	0- 0	0- 0	CONFERENCE	0- 0	0- 0	0- 0				
0- 0	0- 0	0- 0	HOME	0- 0	0- 0	0- 0				
0- 0	0- 0	0- 0	AWAY	0- 0	0- 0	0- 0				
0- 0	0- 0	0- 0	NEUTRAL	0- 0	0- 0	0- 0				

RPI 1-25				RPI 26-50				RPI 51-100				RPI 101+				Team's RPI: 231	
RPI	S	Opponent	Score	RPI	S	Opponent	Score	RPI	S	Opponent	Score	RPI	S	Opponent	Score		
				39	A	Rutgers	58 78	57	A	Oklahoma St.	59 72	115	A	Iowa St.	36 69		
								88	A	Nebraska	39 73	142	A	Texas	39 93		
												143	A	Wichita St.	63 69		
												155	A	Fordham	52 65		
LAST 10 Division I																	
				57	A	Oklahoma St.	59 72	142	A	Texas	39 93						
				155	A	Fordham	52 65	88	A	Nebraska	39 73						
				39	A	Rutgers	58 78	143	A	Wichita St.	63 69						
								115	A	Iowa St.	36 69						

Non-Div I Games:      Tougaloo                      100 39                      Wiley                      78 55

Southern U.



## Southern Utah

Through Games Of Dec. 17, 2019

Average RPI Win:	253	WON-LOST	WINNING	LAST 10	STRENGTH OF	OPP. STRENGTH	TEAM	ADJ.	CONF.	ADJ CONF.
Average RPI Loss:	182	RECORD	PCT. RANK	GAMES	SCHEDULE	OF SCHEDULE	RPI	RPI	RPI	RPI
DIV. I ONLY	5- 3	111	5-3	297	185	177	177	18	18	
DIV. I NON-CONF.	5- 3	108	5-3	298	185	174	174	18	18	
TOTALS	RPI 1-25	RPI 26-50	W-L RECORDS	RPI 51-100	RPI 101-150	RPI 150+				
5- 3	0- 1	0- 0	OVERALL	0- 0	0- 0	5- 2				
4- 0	0- 0	0- 0	HOME	0- 0	0- 0	4- 0				
1- 3	0- 1	0- 0	AWAY	0- 0	0- 0	1- 2				
0- 0	0- 0	0- 0	NEUTRAL	0- 0	0- 0	0- 0				
5- 3	0- 1	0- 0	NON-CONFERENCE	0- 0	0- 0	5- 2				
4- 0	0- 0	0- 0	HOME	0- 0	0- 0	4- 0				
1- 3	0- 1	0- 0	AWAY	0- 0	0- 0	1- 2				
0- 0	0- 0	0- 0	NEUTRAL	0- 0	0- 0	0- 0				
0- 0	0- 0	0- 0	CONFERENCE	0- 0	0- 0	0- 0				
0- 0	0- 0	0- 0	HOME	0- 0	0- 0	0- 0				
0- 0	0- 0	0- 0	AWAY	0- 0	0- 0	0- 0				
0- 0	0- 0	0- 0	NEUTRAL	0- 0	0- 0	0- 0				

RPI 1-25				RPI 26-50				RPI 51-100				RPI 101+ Team's RPI: 177			
RPI	S	Opponent	Score	RPI	S	Opponent	Score	RPI	S	Opponent	Score	RPI	S	Opponent	Score
4	A	Oregon St.	45 95									189	H	UC Irvine	82 68
												222	H	Oral Roberts	72 58
												225	H	Cal St. Fullerton	79 63
												262	A	Denver	73 81
												279	A	Grand Canyon	65 69
												283	H	UNLV	72 68
												347	A	Utah Valley	71 58
LAST 10 Division I															
189	H	UC Irvine	82 68	262	A	Denver	73 81								
222	H	Oral Roberts	72 58	347	A	Utah Valley	71 58								
4	A	Oregon St.	45 95	225	H	Cal St. Fullerton	79 63								
283	H	UNLV	72 68												
279	A	Grand Canyon	65 69												

Non-Div I Games:

Southern Utah

■ Loss, 
 ■ Non-Conf, 
 ■ S Site, 
 ■ H Home 
 ■ A Away 
 N Neutral



St. Bonaventure

Through Games Of Dec. 17, 2019

Average RPI Win:	240	WON-LOST	WINNING	LAST 10	STRENGTH OF	OPP. STRENGTH	TEAM	ADJ.	CONF.	ADJ CONF.
Average RPI Loss:	127	RECORD	PCT. RANK	GAMES	SCHEDULE	OF SCHEDULE	RPI	RPI	RPI	RPI
DIV. I ONLY	2- 8	298	2-8	104	259	278	278	10	10	
DIV. I NON-CONF.	2- 8	298	2-8	103	260	279	279	10	10	
TOTALS	RPI 1-25	RPI 26-50	W-L RECORDS	RPI 51-100	RPI 101-150	RPI 150+				
2- 8	0- 0	0- 0	OVERALL	0- 4	0- 3	2- 1				
2- 4	0- 0	0- 0	HOME	0- 2	0- 2	2- 0				
0- 4	0- 0	0- 0	AWAY	0- 2	0- 1	0- 1				
0- 0	0- 0	0- 0	NEUTRAL	0- 0	0- 0	0- 0				
2- 8	0- 0	0- 0	NON-CONFERENCE	0- 4	0- 3	2- 1				
2- 4	0- 0	0- 0	HOME	0- 2	0- 2	2- 0				
0- 4	0- 0	0- 0	AWAY	0- 2	0- 1	0- 1				
0- 0	0- 0	0- 0	NEUTRAL	0- 0	0- 0	0- 0				
0- 0	0- 0	0- 0	CONFERENCE	0- 0	0- 0	0- 0				
0- 0	0- 0	0- 0	HOME	0- 0	0- 0	0- 0				
0- 0	0- 0	0- 0	AWAY	0- 0	0- 0	0- 0				
0- 0	0- 0	0- 0	NEUTRAL	0- 0	0- 0	0- 0				

RPI 1-25				RPI 26-50				RPI 51-100				RPI 101+				Team's RPI: 278	
RPI	S	Opponent	Score	RPI	S	Opponent	Score	RPI	S	Opponent	Score	RPI	S	Opponent	Score		
								68	H	Buffalo	36	46	107	A	Bucknell	60	68
								71	A	Kent St.	58	81	137	H	Akron	54	63
								74	H	St. John's (NY)	56	68	149	H	Cleveland St.	62	65
								89	A	Binghamton	67	78	233	H	Niagara	71	67
													247	H	Oakland	80	66
													323	A	Canisius	82	84
LAST 10 Division I																	
				89	A	Binghamton	67	78	247	H	Oakland	80	66				
				149	H	Cleveland St.	62	65	68	H	Buffalo	36	46				
				323	A	Canisius	82	84	71	A	Kent St.	58	81				
				107	A	Bucknell	60	68	233	H	Niagara	71	67				
				137	H	Akron	54	63	74	H	St. John's (NY)	56	68				

Non-Div I Games:

St. Bonaventure

Loss, Non-Conf, S Site, H Home A Away N Neutral



Average RPI Win:	287	WON-LOST	WINNING	LAST 10	STRENGTH OF	OPP. STRENGTH	TEAM	ADJ.	CONF.	ADJ CONF.
Average RPI Loss:	104	RECORD	PCT. RANK	GAMES	SCHEDULE	OF SCHEDULE	RPI	RPI	RPI	RPI
DIV. I ONLY	3- 5	219	3-5	170	225	206	206	29	29	
DIV. I NON-CONF.	3- 5	219	3-5	171	225	206	206	29	29	
TOTALS	RPI 1-25	RPI 26-50	W-L RECORDS	RPI 51-100	RPI 101-150	RPI 150+				
3- 5	0- 1	0- 1	OVERALL	0- 2	0- 0	3- 1				
2- 1	0- 0	0- 0	HOME	0- 1	0- 0	2- 0				
1- 4	0- 1	0- 1	AWAY	0- 1	0- 0	1- 1				
0- 0	0- 0	0- 0	NEUTRAL	0- 0	0- 0	0- 0				
3- 5	0- 1	0- 1	NON-CONFERENCE	0- 2	0- 0	3- 1				
2- 1	0- 0	0- 0	HOME	0- 1	0- 0	2- 0				
1- 4	0- 1	0- 1	AWAY	0- 1	0- 0	1- 1				
0- 0	0- 0	0- 0	NEUTRAL	0- 0	0- 0	0- 0				
0- 0	0- 0	0- 0	CONFERENCE	0- 0	0- 0	0- 0				
0- 0	0- 0	0- 0	HOME	0- 0	0- 0	0- 0				
0- 0	0- 0	0- 0	AWAY	0- 0	0- 0	0- 0				
0- 0	0- 0	0- 0	NEUTRAL	0- 0	0- 0	0- 0				

RPI 1-25				RPI 26-50				RPI 51-100				RPI 101+				Team's RPI: 206
RPI	S	Opponent	Score	RPI	S	Opponent	Score	RPI	S	Opponent	Score	RPI	S	Opponent	Score	
6	A	Princeton	44 76	50	A	Marquette	71 92	63	A	Boston College	69 106	268	H	Army West Point	70 64	
								97	H	Stony Brook	73 86	283	H	Loyola Maryland	89 78	
												306	A	NJIT	69 88	
												310	A	Albany (NY)	49 41	
LAST 10 Division I																
283	H	Loyola Maryland	89 78	310	A	Albany (NY)	49 41									
268	H	Army West Point	70 64	6	A	Princeton	44 76									
63	A	Boston College	69 106	306	A	NJIT	69 88									
50	A	Marquette	71 92													
97	H	Stony Brook	73 86													

Non-Div I Games: East Stroudsburg 84 62

St. Francis Brooklyn

■ Loss, 
 ■ Non-Conf, 
 ■ S Site, 
 ■ H Home 
 ■ A Away 
 N Neutral



Average RPI Win:	<b>199</b>	WON-LOST	WINNING	LAST 10	STRENGTH OF	OPP. STRENGTH	TEAM	ADJ.	CONF.	ADJ CONF.
Average RPI Loss:	<b>113</b>	RECORD	PCT. RANK	GAMES	SCHEDULE	OF SCHEDULE	RPI	RPI	RPI	RPI
DIV. I ONLY	<b>6- 4</b>	<b>122</b>	<b>6-4</b>	<b>77</b>	<b>175</b>	<b>74</b>	<b>74</b>	<b>6</b>	<b>6</b>	
DIV. I NON-CONF.	<b>6- 4</b>	<b>121</b>	<b>6-4</b>	<b>76</b>	<b>175</b>	<b>74</b>	<b>74</b>	<b>6</b>	<b>6</b>	
TOTALS	RPI 1-25	RPI 26-50	W-L RECORDS	RPI 51-100	RPI 101-150	RPI 150+				
6- 4	0- 1	0- 0	OVERALL	1- 2	0- 0	5- 1				
4- 0	0- 0	0- 0	HOME	0- 0	0- 0	4- 0				
2- 3	0- 1	0- 0	AWAY	1- 1	0- 0	1- 1				
0- 1	0- 0	0- 0	NEUTRAL	0- 1	0- 0	0- 0				
6- 4	0- 1	0- 0	NON-CONFERENCE	1- 2	0- 0	5- 1				
4- 0	0- 0	0- 0	HOME	0- 0	0- 0	4- 0				
2- 3	0- 1	0- 0	AWAY	1- 1	0- 0	1- 1				
0- 1	0- 0	0- 0	NEUTRAL	0- 1	0- 0	0- 0				
0- 0	0- 0	0- 0	CONFERENCE	0- 0	0- 0	0- 0				
0- 0	0- 0	0- 0	HOME	0- 0	0- 0	0- 0				
0- 0	0- 0	0- 0	AWAY	0- 0	0- 0	0- 0				
0- 0	0- 0	0- 0	NEUTRAL	0- 0	0- 0	0- 0				

RPI 1-25				RPI 26-50				RPI 51-100 Team's RPI: 74				RPI 101+			
RPI	S	Opponent	Score	RPI	S	Opponent	Score	RPI	S	Opponent	Score	RPI	S	Opponent	Score
13	A	Florida St.	70 <b>74</b>					55	A	Yale	80 66	159	H	Massachusetts	82 71
								73	A	James Madison	73 <b>76</b>	199	H	Wake Forest	82 74
								82	N	IUPUI	78 <b>85</b>	234	H	Lafayette	76 44
												268	H	Army West Point	96 60
												278	A	St. Bonaventure	68 56
												283	A	UNLV	75 <b>79</b>
LAST 10 Division I															
159	H	Massachusetts	82 71	13	A	Florida St.	70 <b>74</b>	268	H	Army West Point	96 60	55	A	Yale	80 66
199	H	Wake Forest	82 74	73	A	James Madison	73 <b>76</b>	283	A	UNLV	75 <b>79</b>	82	N	IUPUI	78 <b>85</b>
234	H	Lafayette	76 44												
278	A	St. Bonaventure	68 56												

Non-Div I Games:

St. John's (NY)

■ Loss, 
 ■ Non-Conf, S Site, 
 ■ Home 
 ■ Away 
 N Neutral



Average RPI Win:	104	WON-LOST	WINNING	LAST 10	STRENGTH OF	OPP. STRENGTH	TEAM	ADJ.	CONF.	ADJ CONF.
Average RPI Loss:	0	RECORD	PCT. RANK	GAMES	SCHEDULE	OF SCHEDULE	RPI	RPI	RPI	RPI
DIV. I ONLY	9- 0	1	9-0	16	14	2	2	1	1	
DIV. I NON-CONF.	9- 0	1	9-0	16	14	2	2	1	1	
TOTALS	RPI 1-25	RPI 26-50	W-L RECORDS	RPI 51-100	RPI 101-150	RPI 150+				
9- 0	3- 0	0- 0	OVERALL	1- 0	3- 0	2- 0				
5- 0	2- 0	0- 0	HOME	1- 0	1- 0	1- 0				
1- 0	0- 0	0- 0	AWAY	0- 0	1- 0	0- 0				
3- 0	1- 0	0- 0	NEUTRAL	0- 0	1- 0	1- 0				
9- 0	3- 0	0- 0	NON-CONFERENCE	1- 0	3- 0	2- 0				
5- 0	2- 0	0- 0	HOME	1- 0	1- 0	1- 0				
1- 0	0- 0	0- 0	AWAY	0- 0	1- 0	0- 0				
3- 0	1- 0	0- 0	NEUTRAL	0- 0	1- 0	1- 0				
0- 0	0- 0	0- 0	CONFERENCE	0- 0	0- 0	0- 0				
0- 0	0- 0	0- 0	HOME	0- 0	0- 0	0- 0				
0- 0	0- 0	0- 0	AWAY	0- 0	0- 0	0- 0				
0- 0	0- 0	0- 0	NEUTRAL	0- 0	0- 0	0- 0				

RPI	S	Opponent	Score	RPI	S	Opponent	Score	RPI	S	Opponent	Score	RPI	S	Opponent	Score
9	H	Gonzaga	76 70					68	H	Buffalo	88 69	121	N	Syracuse	77 59
12	N	Mississippi St.	67 62									131	A	San Francisco	97 71
17	H	Ohio St.	71 52									145	H	Northern Colo.	90 36
												209	N	California Baptist	83 78
												223	H	Eastern Wash.	92 27
LAST 10 Division I															
9	H	Gonzaga	76 70	17	H	Ohio St.	71 52								
145	H	Northern Colo.	90 36	12	N	Mississippi St.	67 62								
131	A	San Francisco	97 71	121	N	Syracuse	77 59								
223	H	Eastern Wash.	92 27	209	N	California Baptist	83 78								
				68	H	Buffalo	88 69								

Non-Div I Games:

Stanford



Average RPI Win:	284	WON-LOST	WINNING	LAST 10	STRENGTH OF	OPP. STRENGTH	TEAM	ADJ.	CONF.	ADJ CONF.
Average RPI Loss:	125	RECORD	PCT. RANK	GAMES	SCHEDULE	OF SCHEDULE	RPI	RPI	RPI	RPI
DIV. I ONLY	2- 5	255	2-5	107	268	197	197	17	17	
DIV. I NON-CONF.	2- 5	253	2-5	106	269	197	197	17	17	
TOTALS	RPI 1-25	RPI 26-50	W-L RECORDS	RPI 51-100	RPI 101-150	RPI 150+				
2- 5	0- 0	0- 0	OVERALL	0- 2	0- 1	2- 2				
1- 0	0- 0	0- 0	HOME	0- 0	0- 0	1- 0				
1- 4	0- 0	0- 0	AWAY	0- 2	0- 1	1- 1				
0- 1	0- 0	0- 0	NEUTRAL	0- 0	0- 0	0- 1				
2- 5	0- 0	0- 0	NON-CONFERENCE	0- 2	0- 1	2- 2				
1- 0	0- 0	0- 0	HOME	0- 0	0- 0	1- 0				
1- 4	0- 0	0- 0	AWAY	0- 2	0- 1	1- 1				
0- 1	0- 0	0- 0	NEUTRAL	0- 0	0- 0	0- 1				
0- 0	0- 0	0- 0	CONFERENCE	0- 0	0- 0	0- 0				
0- 0	0- 0	0- 0	HOME	0- 0	0- 0	0- 0				
0- 0	0- 0	0- 0	AWAY	0- 0	0- 0	0- 0				
0- 0	0- 0	0- 0	NEUTRAL	0- 0	0- 0	0- 0				

RPI 1-25			RPI 26-50			RPI 51-100			RPI 101+			Team's RPI: 197
RPI	S	Opponent	Score	RPI	S	Opponent	Score	RPI	S	Opponent	Score	
						54 A Kentucky	48 67	101 A UCF			40 66	
						96 A Penn	41 81	167 N Saint Francis (PA)			73 78	
								207 A Tennessee			46 73	
								274 H Tulsa			66 60	
								294 A Morehead St.			58 55	
LAST 10 Division I												
				274 H Tulsa			66 60	96 A Penn			41 81	
				54 A Kentucky			48 67	101 A UCF			40 66	
								207 A Tennessee			46 73	
								167 N Saint Francis (PA)			73 78	
								294 A Morehead St.			58 55	

Non-Div I Games: Palm Beach Atl. 77 46 Trinity Baptist 116 40 Fla. National 80 37

Stetson



Stony Brook

Through Games Of Dec. 17, 2019

Average RPI Win:	269	WON-LOST	WINNING	LAST 10	STRENGTH OF	OPP. STRENGTH	TEAM	ADJ.	CONF.	ADJ CONF.
Average RPI Loss:	37	RECORD	PCT. RANK	GAMES	SCHEDULE	OF SCHEDULE	RPI	RPI	RPI	RPI
DIV. I ONLY	8- 1	27	8-1	316	199	97	97	27	27	
DIV. I NON-CONF.	8- 1	27	8-1	316	199	98	98	27	27	
TOTALS	RPI 1-25	RPI 26-50	W-L RECORDS	RPI 51-100	RPI 101-150	RPI 150+				
8- 1	0- 0	0- 1	OVERALL	0- 0	0- 0	8- 0				
3- 0	0- 0	0- 0	HOME	0- 0	0- 0	3- 0				
5- 1	0- 0	0- 1	AWAY	0- 0	0- 0	5- 0				
0- 0	0- 0	0- 0	NEUTRAL	0- 0	0- 0	0- 0				
8- 1	0- 0	0- 1	NON-CONFERENCE	0- 0	0- 0	8- 0				
3- 0	0- 0	0- 0	HOME	0- 0	0- 0	3- 0				
5- 1	0- 0	0- 1	AWAY	0- 0	0- 0	5- 0				
0- 0	0- 0	0- 0	NEUTRAL	0- 0	0- 0	0- 0				
0- 0	0- 0	0- 0	CONFERENCE	0- 0	0- 0	0- 0				
0- 0	0- 0	0- 0	HOME	0- 0	0- 0	0- 0				
0- 0	0- 0	0- 0	AWAY	0- 0	0- 0	0- 0				
0- 0	0- 0	0- 0	NEUTRAL	0- 0	0- 0	0- 0				

RPI 1-25			RPI 26-50			RPI 51-100			Team's RPI: 97	RPI 101+		
RPI	S	Opponent	Score	RPI	S	Opponent	Score	RPI	S	Opponent	Score	
				37	A	Arkansas	58 88			206	A	St. Francis Brooklyn 86 73
										210	A	Wagner 66 45
										221	H	Iona 59 40
										255	H	Manhattan 59 54
										286	H	Sacred Heart 54 50
										308	A	Pittsburgh 59 56
										333	A	Hofstra 81 38
										336	A	LIU Brooklyn 80 49
LAST 10 Division I												
210	A	Wagner	66 45	221	H	Iona	59 40					
308	A	Pittsburgh	59 56	37	A	Arkansas	58 88					
336	A	LIU Brooklyn	80 49	333	A	Hofstra	81 38					
286	H	Sacred Heart	54 50	255	H	Manhattan	59 54					
				206	A	St. Francis Brooklyn	86 73					

Non-Div I Games: Molloy 66 49

Stony Brook

Loss, Non-Conf, S Site, H Home A Away N Neutral



Average RPI Win:	220	WON-LOST	WINNING	LAST 10	STRENGTH OF	OPP. STRENGTH	TEAM	ADJ.	CONF.	ADJ CONF.
Average RPI Loss:	43	RECORD	PCT. RANK	GAMES	SCHEDULE	OF SCHEDULE	RPI	RPI	RPI	RPI
DIV. I ONLY	5- 4	140	5-4	68	97	121	121	3	3	
DIV. I NON-CONF.	5- 4	142	5-4	68	97	121	121	3	3	
TOTALS	RPI 1-25	RPI 26-50	W-L RECORDS	RPI 51-100	RPI 101-150	RPI 150+				
5- 4	0- 1	0- 2	OVERALL	2- 1	0- 0	3- 0				
4- 1	0- 0	0- 1	HOME	1- 0	0- 0	3- 0				
0- 1	0- 0	0- 1	AWAY	0- 0	0- 0	0- 0				
1- 2	0- 1	0- 0	NEUTRAL	1- 1	0- 0	0- 0				
5- 4	0- 1	0- 2	NON-CONFERENCE	2- 1	0- 0	3- 0				
4- 1	0- 0	0- 1	HOME	1- 0	0- 0	3- 0				
0- 1	0- 0	0- 1	AWAY	0- 0	0- 0	0- 0				
1- 2	0- 1	0- 0	NEUTRAL	1- 1	0- 0	0- 0				
0- 0	0- 0	0- 0	CONFERENCE	0- 0	0- 0	0- 0				
0- 0	0- 0	0- 0	HOME	0- 0	0- 0	0- 0				
0- 0	0- 0	0- 0	AWAY	0- 0	0- 0	0- 0				
0- 0	0- 0	0- 0	NEUTRAL	0- 0	0- 0	0- 0				

RPI 1-25				RPI 26-50				RPI 51-100				RPI 101+				Team's RPI: 121	
RPI	S	Opponent	Score	RPI	S	Opponent	Score	RPI	S	Opponent	Score	RPI	S	Opponent	Score		
2	N	Stanford	59 77	28	H	Oregon	64 81	94	N	Green Bay	73 79	261	H	UMES	65 50		
				47	A	Michigan	76 84	99	H	Ohio	66 54	310	H	Albany (NY)	75 53		
								100	N	Houston	87 62	331	H	UMBC	82 48		
LAST 10 Division I																	
				331	H	UMBC	82 48	28	H	Oregon	64 81						
				47	A	Michigan	76 84	310	H	Albany (NY)	75 53						
				94	N	Green Bay	73 79	261	H	UMES	65 50						
				2	N	Stanford	59 77	99	H	Ohio	66 54						
				100	N	Houston	87 62										

Non-Div I Games:

Syracuse



Average RPI Win:	168	WON-LOST	WINNING	LAST 10	STRENGTH OF	OPP. STRENGTH	TEAM	ADJ.	CONF.	ADJ CONF.
Average RPI Loss:	14	RECORD	PCT. RANK	GAMES	SCHEDULE	OF SCHEDULE	RPI	RPI	RPI	RPI
DIV. I ONLY	8- 1	27	8-1	88	71	16	16	4	4	
DIV. I NON-CONF.	8- 1	27	8-1	87	72	16	16	4	4	
TOTALS	RPI 1-25	RPI 26-50	W-L RECORDS	RPI 51-100	RPI 101-150	RPI 150+				
8- 1	0- 1	0- 0	OVERALL	2- 0	1- 0	5- 0				
6- 0	0- 0	0- 0	HOME	2- 0	1- 0	3- 0				
2- 1	0- 1	0- 0	AWAY	0- 0	0- 0	2- 0				
0- 0	0- 0	0- 0	NEUTRAL	0- 0	0- 0	0- 0				
8- 1	0- 1	0- 0	NON-CONFERENCE	2- 0	1- 0	5- 0				
6- 0	0- 0	0- 0	HOME	2- 0	1- 0	3- 0				
2- 1	0- 1	0- 0	AWAY	0- 0	0- 0	2- 0				
0- 0	0- 0	0- 0	NEUTRAL	0- 0	0- 0	0- 0				
0- 0	0- 0	0- 0	CONFERENCE	0- 0	0- 0	0- 0				
0- 0	0- 0	0- 0	HOME	0- 0	0- 0	0- 0				
0- 0	0- 0	0- 0	AWAY	0- 0	0- 0	0- 0				
0- 0	0- 0	0- 0	NEUTRAL	0- 0	0- 0	0- 0				

RPI 1-25				Team's RPI: 16				RPI 26-50				RPI 51-100				RPI 101+			
RPI	S	Opponent	Score	RPI	S	Opponent	Score	RPI	S	Opponent	Score	RPI	S	Opponent	Score	RPI	S	Opponent	Score
14	A	Texas A&M	68 70									66	H	Boise St.	77 65	108	H	Auburn	80 65
												99	H	Ohio	79 72	156	H	Cornell	59 49
																190	H	Robert Morris	66 61
																194	A	SMU	57 56
																264	H	Nicholls St.	72 47
																268	A	Army West Point	66 52
LAST 10 Division I																			
14	A	Texas A&M	68 70	99	H	Ohio	79 72	108	H	Auburn	80 65	264	H	Nicholls St.	72 47	156	H	Cornell	59 49
66	H	Boise St.	77 65	190	H	Robert Morris	66 61												
268	A	Army West Point	66 52																
194	A	SMU	57 56																

Non-Div I Games:

TCU



Average RPI Win:	185	WON-LOST	WINNING	LAST 10	STRENGTH OF	OPP. STRENGTH	TEAM	ADJ.	CONF.	ADJ CONF.
Average RPI Loss:	55	RECORD	PCT. RANK	GAMES	SCHEDULE	OF SCHEDULE	RPI	RPI	RPI	RPI
DIV. I ONLY	6- 5	157	5-5	20	107	67	67	9	9	
DIV. I NON-CONF.	6- 4	121	5-4	42	147	68	68	9	9	
TOTALS	RPI 1-25	RPI 26-50	W-L RECORDS	RPI 51-100	RPI 101-150	RPI 150+				
6- 5	0- 3	0- 0	OVERALL	0- 1	3- 0	3- 1				
4- 2	0- 2	0- 0	HOME	0- 0	2- 0	2- 0				
2- 1	0- 0	0- 0	AWAY	0- 0	1- 0	1- 1				
0- 2	0- 1	0- 0	NEUTRAL	0- 1	0- 0	0- 0				
6- 4	0- 2	0- 0	NON-CONFERENCE	0- 1	3- 0	3- 1				
4- 1	0- 1	0- 0	HOME	0- 0	2- 0	2- 0				
2- 1	0- 0	0- 0	AWAY	0- 0	1- 0	1- 1				
0- 2	0- 1	0- 0	NEUTRAL	0- 1	0- 0	0- 0				
0- 1	0- 1	0- 0	CONFERENCE	0- 0	0- 0	0- 0				
0- 1	0- 1	0- 0	HOME	0- 0	0- 0	0- 0				
0- 0	0- 0	0- 0	AWAY	0- 0	0- 0	0- 0				
0- 0	0- 0	0- 0	NEUTRAL	0- 0	0- 0	0- 0				

RPI	S	Opponent	Score	RPI	S	Opponent	Score	RPI	S	Opponent	Score	RPI	S	Opponent	Score
1	H	UConn	54 83					80	N	North Carolina	58 71	103	H	Duquesne	85 72
7	N	Creighton	59 69									107	A	Bucknell	72 61
10	H	South Carolina	71 78									136	H	Villanova	74 69
												176	A	Saint Joseph's	63 67
												219	H	Fairfield	77 59
												270	A	Towson	74 59
												275	H	Xavier	78 65
LAST 10 Division I															
270	A	Towson	74 59	136	H	Villanova	74 69	10	H	South Carolina	71 78	176	A	Saint Joseph's	63 67
7	N	Creighton	59 69	80	N	North Carolina	58 71	275	H	Xavier	78 65	103	H	Duquesne	85 72
80	N	North Carolina	58 71	107	A	Bucknell	72 61								
1	H	UConn	54 83												

Non-Div I Games:

Temple



## Tennessee

Through Games Of Dec. 17, 2019

Average RPI Win:	255	WON-LOST	WINNING	LAST 10	STRENGTH OF	OPP. STRENGTH	TEAM	ADJ.	CONF.	ADJ CONF.
Average RPI Loss:	142	RECORD	PCT. RANK	GAMES	SCHEDULE	OF SCHEDULE	RPI	RPI	RPI	RPI
DIV. I ONLY	8- 1	27	8-1	348	74	207	207	5	5	
DIV. I NON-CONF.	8- 1	27	8-1	348	75	207	207	5	5	
TOTALS	RPI 1-25	RPI 26-50	W-L RECORDS	RPI 51-100	RPI 101-150	RPI 150+				
8- 1	0- 0	0- 0	OVERALL	1- 0	0- 1	7- 0				
6- 1	0- 0	0- 0	HOME	0- 0	0- 1	6- 0				
2- 0	0- 0	0- 0	AWAY	1- 0	0- 0	1- 0				
0- 0	0- 0	0- 0	NEUTRAL	0- 0	0- 0	0- 0				
8- 1	0- 0	0- 0	NON-CONFERENCE	1- 0	0- 1	7- 0				
6- 1	0- 0	0- 0	HOME	0- 0	0- 1	6- 0				
2- 0	0- 0	0- 0	AWAY	1- 0	0- 0	1- 0				
0- 0	0- 0	0- 0	NEUTRAL	0- 0	0- 0	0- 0				
0- 0	0- 0	0- 0	CONFERENCE	0- 0	0- 0	0- 0				
0- 0	0- 0	0- 0	HOME	0- 0	0- 0	0- 0				
0- 0	0- 0	0- 0	AWAY	0- 0	0- 0	0- 0				
0- 0	0- 0	0- 0	NEUTRAL	0- 0	0- 0	0- 0				

RPI 1-25			RPI 26-50			RPI 51-100			RPI 101+			Team's RPI: 207
RPI	S	Opponent	Score	RPI	S	Opponent	Score	RPI	S	Opponent	Score	
						69 A Notre Dame	74 63					
								142 H Texas			60 66	
								197 H Stetson			73 46	
								259 A ETSU			72 68	
								282 H Colorado St.			79 41	
								296 H Air Force			81 54	
								300 H Ark.-Pine Bluff			92 51	
								307 H Central Ark.			63 36	
								329 H Tennessee St.			73 43	
LAST 10 Division I												
296	H	Air Force	81 54	282	H	Colorado St.	79 41					
300	H	Ark.-Pine Bluff	92 51	142	H	Texas	60 66					
197	H	Stetson	73 46	307	H	Central Ark.	63 36					
329	H	Tennessee St.	73 43	259	A	ETSU	72 68					
69	A	Notre Dame	74 63									

Non-Div I Games:

Tennessee

■ Loss, 
 ■ Non-Conf, S Site, 
 ■ Home 
 ■ Away 
 N Neutral



Average RPI Win:	0	WON-LOST	WINNING	LAST 10	STRENGTH OF	OPP. STRENGTH	TEAM	ADJ.	CONF.	ADJ CONF.
Average RPI Loss:	207	RECORD	PCT. RANK	GAMES	SCHEDULE	OF SCHEDULE	RPI	RPI	RPI	RPI
DIV. I ONLY	0- 7	336	0-7	131	343	329	329	21	21	
DIV. I NON-CONF.	0- 7	336	0-7	130	343	328	328	21	21	
TOTALS	RPI 1-25	RPI 26-50	W-L RECORDS	RPI 51-100	RPI 101-150	RPI 150+				
0- 7	0- 0	0- 0	OVERALL	0- 2	0- 0	0- 5				
0- 4	0- 0	0- 0	HOME	0- 1	0- 0	0- 3				
0- 3	0- 0	0- 0	AWAY	0- 1	0- 0	0- 2				
0- 0	0- 0	0- 0	NEUTRAL	0- 0	0- 0	0- 0				
0- 7	0- 0	0- 0	NON-CONFERENCE	0- 2	0- 0	0- 5				
0- 4	0- 0	0- 0	HOME	0- 1	0- 0	0- 3				
0- 3	0- 0	0- 0	AWAY	0- 1	0- 0	0- 2				
0- 0	0- 0	0- 0	NEUTRAL	0- 0	0- 0	0- 0				
0- 0	0- 0	0- 0	CONFERENCE	0- 0	0- 0	0- 0				
0- 0	0- 0	0- 0	HOME	0- 0	0- 0	0- 0				
0- 0	0- 0	0- 0	AWAY	0- 0	0- 0	0- 0				
0- 0	0- 0	0- 0	NEUTRAL	0- 0	0- 0	0- 0				

RPI 1-25				RPI 26-50				RPI 51-100				RPI 101+				Team's RPI: 329	
RPI	S	Opponent	Score	RPI	S	Opponent	Score	RPI	S	Opponent	Score	RPI	S	Opponent	Score		
								58	A	Arizona	42	77	207	A	Tennessee	43	73
								86	H	Vanderbilt	55	106	230	A	South Alabama	48	70
													238	H	North Ala.	63	88
													311	H	Lipscomb	64	74
													317	H	Alcorn	57	62
LAST 10 Division I																	
				86	H	Vanderbilt	55	106	58	A	Arizona	42	77				
				317	H	Alcorn	57	62	311	H	Lipscomb	64	74				
				238	H	North Ala.	63	88	230	A	South Alabama	48	70				
				207	A	Tennessee	43	73									

Non-Div I Games: Wilberforce 83 65 Fisk 91 50

Tennessee St.



## Tennessee Tech

Through Games Of Dec. 17, 2019

Average RPI Win:	297	WON-LOST	WINNING	LAST 10	STRENGTH OF	OPP. STRENGTH	TEAM	ADJ.	CONF.	ADJ CONF.
Average RPI Loss:	103	RECORD	PCT. RANK	GAMES	SCHEDULE	OF SCHEDULE	RPI	RPI	RPI	RPI
DIV. I ONLY	4- 4	164	4-4	337	126	256	256	21	21	
DIV. I NON-CONF.	4- 4	165	4-4	337	124	257	257	21	21	
TOTALS	RPI 1-25	RPI 26-50	W-L RECORDS	RPI 51-100	RPI 101-150	RPI 150+				
4- 4	0- 0	0- 0	OVERALL	0- 3	0- 0	4- 1				
1- 0	0- 0	0- 0	HOME	0- 0	0- 0	1- 0				
2- 3	0- 0	0- 0	AWAY	0- 3	0- 0	2- 0				
1- 1	0- 0	0- 0	NEUTRAL	0- 0	0- 0	1- 1				
4- 4	0- 0	0- 0	NON-CONFERENCE	0- 3	0- 0	4- 1				
1- 0	0- 0	0- 0	HOME	0- 0	0- 0	1- 0				
2- 3	0- 0	0- 0	AWAY	0- 3	0- 0	2- 0				
1- 1	0- 0	0- 0	NEUTRAL	0- 0	0- 0	1- 1				
0- 0	0- 0	0- 0	CONFERENCE	0- 0	0- 0	0- 0				
0- 0	0- 0	0- 0	HOME	0- 0	0- 0	0- 0				
0- 0	0- 0	0- 0	AWAY	0- 0	0- 0	0- 0				
0- 0	0- 0	0- 0	NEUTRAL	0- 0	0- 0	0- 0				

RPI 1-25			RPI 26-50			RPI 51-100			RPI 101+			Team's RPI: 256
RPI	S	Opponent	Score	RPI	S	Opponent	Score	RPI	S	Opponent	Score	
						83 A Middle Tenn.	58 64	157 N Northern Ill.		74 82		
						86 A Vanderbilt	61 75	188 A Samford		72 57		
						87 A Southern Ill.	65 76	322 N Detroit Mercy		69 47		
								327 A Western Caro.		62 58		
								351 H La.-Monroe		75 68		
LAST 10 Division I												
327 A		Western Caro.	62 58	86 A		Vanderbilt	61 75					
87 A		Southern Ill.	65 76	322 N		Detroit Mercy	69 47					
351 H		La.-Monroe	75 68	157 N		Northern Ill.	74 82					
				188 A		Samford	72 57					
				83 A		Middle Tenn.	58 64					

Non-Div I Games: Cumberland (TN) 88 51

Tennessee Tech

■ Loss, 
 ■ Non-Conf, 
 ■ S Site, 
 ■ H Home 
 ■ A Away 
 N Neutral



Average RPI Win:	265	WON-LOST	WINNING	LAST 10	STRENGTH OF	OPP. STRENGTH	TEAM	ADJ.	CONF.	ADJ CONF.
Average RPI Loss:	90	RECORD	PCT. RANK	GAMES	SCHEDULE	OF SCHEDULE	RPI	RPI	RPI	RPI
DIV. I ONLY	5- 4	140	5-4	108	302	142	142	4	4	
DIV. I NON-CONF.	5- 4	142	5-4	107	303	142	142	4	4	
TOTALS	RPI 1-25	RPI 26-50	W-L RECORDS	RPI 51-100	RPI 101-150	RPI 150+				
5- 4	0- 1	0- 0	OVERALL	0- 1	0- 1	5- 1				
3- 1	0- 0	0- 0	HOME	0- 1	0- 0	3- 0				
1- 2	0- 0	0- 0	AWAY	0- 0	0- 1	1- 1				
1- 1	0- 1	0- 0	NEUTRAL	0- 0	0- 0	1- 0				
5- 4	0- 1	0- 0	NON-CONFERENCE	0- 1	0- 1	5- 1				
3- 1	0- 0	0- 0	HOME	0- 1	0- 0	3- 0				
1- 2	0- 0	0- 0	AWAY	0- 0	0- 1	1- 1				
1- 1	0- 1	0- 0	NEUTRAL	0- 0	0- 0	1- 0				
0- 0	0- 0	0- 0	CONFERENCE	0- 0	0- 0	0- 0				
0- 0	0- 0	0- 0	HOME	0- 0	0- 0	0- 0				
0- 0	0- 0	0- 0	AWAY	0- 0	0- 0	0- 0				
0- 0	0- 0	0- 0	NEUTRAL	0- 0	0- 0	0- 0				

RPI	S	Opponent	Score	RPI	S	Opponent	Score	RPI	S	Opponent	Score	RPI	S	Opponent	Score	Team's RPI: 142
20	N	NC State	73 84					58	H	Arizona	58 83	118	A	South Fla.	57 64	
												165	A	Hawaii	60 73	
												195	N	North Texas	63 57	
												207	A	Tennessee	66 60	
												231	H	Southern U.	93 39	
												345	H	UTSA	84 53	
												346	H	UTRGV	85 69	
LAST 10 Division I																
207	A	Tennessee	66 60	20	N	NC State	73 84	231	H	Southern U.	93 39	346	H	UTRGV	85 69	
165	A	Hawaii	60 73	58	H	Arizona	58 83	345	H	UTSA	84 53					
195	N	North Texas	63 57													
118	A	South Fla.	57 64													

Non-Div I Games:

Texas



Average RPI Win:	145	WON-LOST	WINNING	LAST 10	STRENGTH OF	OPP. STRENGTH	TEAM	ADJ.	CONF.	ADJ CONF.
Average RPI Loss:	13	RECORD	PCT. RANK	GAMES	SCHEDULE	OF SCHEDULE	RPI	RPI	RPI	RPI
DIV. I ONLY	9- 1	20	9-1	58	26	14	14	5	5	
DIV. I NON-CONF.	9- 1	20	9-1	57	26	14	14	5	5	
TOTALS	RPI 1-25	RPI 26-50	W-L RECORDS	RPI 51-100	RPI 101-150	RPI 150+				
9- 1	1- 1	1- 0	OVERALL	3- 0	0- 0	4- 0				
7- 0	1- 0	1- 0	HOME	2- 0	0- 0	3- 0				
2- 0	0- 0	0- 0	AWAY	1- 0	0- 0	1- 0				
0- 1	0- 1	0- 0	NEUTRAL	0- 0	0- 0	0- 0				
9- 1	1- 1	1- 0	NON-CONFERENCE	3- 0	0- 0	4- 0				
7- 0	1- 0	1- 0	HOME	2- 0	0- 0	3- 0				
2- 0	0- 0	0- 0	AWAY	1- 0	0- 0	1- 0				
0- 1	0- 1	0- 0	NEUTRAL	0- 0	0- 0	0- 0				
0- 0	0- 0	0- 0	CONFERENCE	0- 0	0- 0	0- 0				
0- 0	0- 0	0- 0	HOME	0- 0	0- 0	0- 0				
0- 0	0- 0	0- 0	AWAY	0- 0	0- 0	0- 0				
0- 0	0- 0	0- 0	NEUTRAL	0- 0	0- 0	0- 0				

RPI 1-25				Team's RPI: 14		RPI 26-50				RPI 51-100				RPI 101+			
RPI	S	Opponent	Score	RPI	S	Opponent	Score	RPI	S	Opponent	Score	RPI	S	Opponent	Score		
13	N	Florida St.	58 80	26	H	Duke	79 58	57	H	Oklahoma St.	74 62	236	A	Rice	62 61		
16	H	TCU	70 68					79	A	Southern California	74 64	239	H	Prairie View	80 38		
								100	H	Houston	72 43	249	H	Little Rock	78 35		
												307	H	Central Ark.	76 46		
LAST 10 Division I																	
100	H	Houston	72 43	13	N	Florida St.	58 80	239	H	Prairie View	80 38						
16	H	TCU	70 68	79	A	Southern California	74 64	236	A	Rice	62 61						
57	H	Oklahoma St.	74 62	26	H	Duke	79 58										
307	H	Central Ark.	76 46														
249	H	Little Rock	78 35														

Non-Div I Games:

Texas A&amp;M



Average RPI Win:	<b>249</b>	WON-LOST	WINNING	LAST 10	STRENGTH OF	OPP. STRENGTH	TEAM	ADJ.	CONF.	ADJ CONF.
Average RPI Loss:	<b>77</b>	RECORD	PCT. RANK	GAMES	SCHEDULE	OF SCHEDULE	RPI	RPI	RPI	RPI
DIV. I ONLY	<b>3- 5</b>	<b>219</b>	<b>3-5</b>	<b>6</b>	<b>316</b>	<b>59</b>	<b>59</b>	<b>28</b>	<b>28</b>	
DIV. I NON-CONF.	<b>3- 5</b>	<b>219</b>	<b>3-5</b>	<b>6</b>	<b>316</b>	<b>60</b>	<b>60</b>	<b>28</b>	<b>28</b>	
TOTALS	RPI 1-25	RPI 26-50	W-L RECORDS	RPI 51-100	RPI 101-150	RPI 150+				
3- 5	0- 1	0- 2	OVERALL	0- 0	0- 1	3- 1				
1- 0	0- 0	0- 0	HOME	0- 0	0- 0	1- 0				
2- 4	0- 1	0- 2	AWAY	0- 0	0- 1	2- 0				
0- 1	0- 0	0- 0	NEUTRAL	0- 0	0- 0	0- 1				
3- 5	0- 1	0- 2	NON-CONFERENCE	0- 0	0- 1	3- 1				
1- 0	0- 0	0- 0	HOME	0- 0	0- 0	1- 0				
2- 4	0- 1	0- 2	AWAY	0- 0	0- 1	2- 0				
0- 1	0- 0	0- 0	NEUTRAL	0- 0	0- 0	0- 1				
0- 0	0- 0	0- 0	CONFERENCE	0- 0	0- 0	0- 0				
0- 0	0- 0	0- 0	HOME	0- 0	0- 0	0- 0				
0- 0	0- 0	0- 0	AWAY	0- 0	0- 0	0- 0				
0- 0	0- 0	0- 0	NEUTRAL	0- 0	0- 0	0- 0				

RPI 1-25				RPI 26-50				RPI 51-100				Team's RPI: 59	RPI 101+			
RPI	S	Opponent	Score	RPI	S	Opponent	Score	RPI	S	Opponent	Score		RPI	S	Opponent	Score
9	A	Gonzaga	45 <b>80</b>	28	A	Oregon	63 <b>99</b>						115	A	Iowa St.	59 <b>79</b>
				48	A	Colorado	50 <b>74</b>						165	A	Hawaii	74 57
													184	N	Utah	52 <b>61</b>
													236	H	Rice	63 56
													346	A	UTRGV	71 44
LAST 10 Division I																
9	A	Gonzaga	45 <b>80</b>	184	N	Utah	52 <b>61</b>									
236	H	Rice	63 56	115	A	Iowa St.	59 <b>79</b>									
48	A	Colorado	50 <b>74</b>	28	A	Oregon	63 <b>99</b>									
165	A	Hawaii	74 57	346	A	UTRGV	71 44									

Non-Div I Games:

Texas Southern



Average RPI Win:	196	WON-LOST	WINNING	LAST 10	STRENGTH OF	OPP. STRENGTH	TEAM	ADJ.	CONF.	ADJ CONF.
Average RPI Loss:	126	RECORD	PCT. RANK	GAMES	SCHEDULE	OF SCHEDULE	RPI	RPI	RPI	RPI
DIV. I ONLY	4- 2	88	4-2	220	178	106	106	23	23	
DIV. I NON-CONF.	4- 2	86	4-2	219	178	107	107	23	23	
TOTALS	RPI 1-25	RPI 26-50	W-L RECORDS	RPI 51-100	RPI 101-150	RPI 150+				
4- 2	0- 0	0- 1	OVERALL	0- 0	2- 0	2- 1				
3- 0	0- 0	0- 0	HOME	0- 0	1- 0	2- 0				
1- 2	0- 0	0- 1	AWAY	0- 0	1- 0	0- 1				
0- 0	0- 0	0- 0	NEUTRAL	0- 0	0- 0	0- 0				
4- 2	0- 0	0- 1	NON-CONFERENCE	0- 0	2- 0	2- 1				
3- 0	0- 0	0- 0	HOME	0- 0	1- 0	2- 0				
1- 2	0- 0	0- 1	AWAY	0- 0	1- 0	0- 1				
0- 0	0- 0	0- 0	NEUTRAL	0- 0	0- 0	0- 0				
0- 0	0- 0	0- 0	CONFERENCE	0- 0	0- 0	0- 0				
0- 0	0- 0	0- 0	HOME	0- 0	0- 0	0- 0				
0- 0	0- 0	0- 0	AWAY	0- 0	0- 0	0- 0				
0- 0	0- 0	0- 0	NEUTRAL	0- 0	0- 0	0- 0				

RPI 1-25			RPI 26-50			RPI 51-100			RPI 101+			Team's RPI: 106
RPI	S	Opponent	Score	RPI	S	Opponent	Score	RPI	S	Opponent	Score	
				30	A	Kansas	48 68					
								105	A	Dartmouth	61 51	
								135	H	New Orleans	51 49	
								198	H	A&M-Corpus Christi	57 48	
								222	A	Oral Roberts	57 63	
								345	H	UTSA	74 69	
LAST 10 Division I												
				345	H	UTSA	74 69	105	A	Dartmouth	61 51	
				198	H	A&M-Corpus Christi	57 48					
				135	H	New Orleans	51 49					
				30	A	Kansas	48 68					
				222	A	Oral Roberts	57 63					

Non-Div I Games: Texas Lutheran 72 31 Tex. Permian Basin 83 45

Texas St.



Average RPI Win:	271	WON-LOST	WINNING	LAST 10	STRENGTH OF	OPP. STRENGTH	TEAM	ADJ.	CONF.	ADJ CONF.
Average RPI Loss:	0	RECORD	PCT. RANK	GAMES	SCHEDULE	OF SCHEDULE	RPI	RPI	RPI	RPI
DIV. I ONLY	8- 0	1	8-0	344	246	154	154	4	4	
DIV. I NON-CONF.	8- 0	1	8-0	344	248	154	154	4	4	
TOTALS	RPI 1-25	RPI 26-50	W-L RECORDS	RPI 51-100	RPI 101-150	RPI 150+				
8- 0	0- 0	0- 0	OVERALL	0- 0	0- 0	8- 0				
6- 0	0- 0	0- 0	HOME	0- 0	0- 0	6- 0				
1- 0	0- 0	0- 0	AWAY	0- 0	0- 0	1- 0				
1- 0	0- 0	0- 0	NEUTRAL	0- 0	0- 0	1- 0				
8- 0	0- 0	0- 0	NON-CONFERENCE	0- 0	0- 0	8- 0				
6- 0	0- 0	0- 0	HOME	0- 0	0- 0	6- 0				
1- 0	0- 0	0- 0	AWAY	0- 0	0- 0	1- 0				
1- 0	0- 0	0- 0	NEUTRAL	0- 0	0- 0	1- 0				
0- 0	0- 0	0- 0	CONFERENCE	0- 0	0- 0	0- 0				
0- 0	0- 0	0- 0	HOME	0- 0	0- 0	0- 0				
0- 0	0- 0	0- 0	AWAY	0- 0	0- 0	0- 0				
0- 0	0- 0	0- 0	NEUTRAL	0- 0	0- 0	0- 0				

RPI 1-25			RPI 26-50			RPI 51-100			RPI 101+			Team's RPI: 154
RPI	S	Opponent	Score	RPI	S	Opponent	Score	RPI	S	Opponent	Score	
								193	H	Sam Houston St.	99 57	
								211	A	San Diego	64 60	
								214	H	Houston Baptist	59 51	
								239	H	Prairie View	82 48	
								285	H	Ole Miss	84 48	
								335	N	Purdue Fort Wayne	82 48	
								340	H	Northwestern St.	79 49	
								349	H	Florida A&M	98 60	
LAST 10 Division I												
340	H	Northwestern St.	79 49	239	H	Prairie View	82 48					
349	H	Florida A&M	98 60	214	H	Houston Baptist	59 51					
193	H	Sam Houston St.	99 57	285	H	Ole Miss	84 48					
				211	A	San Diego	64 60					
				335	N	Purdue Fort Wayne	82 48					

Non-Div I Games:

Texas Tech

■ Loss, 
 ■ Non-Conf, S Site, 
 ■ Home 
 ■ Away 
 N Neutral



Average RPI Win:	253	WON-LOST	WINNING	LAST 10	STRENGTH OF	OPP. STRENGTH	TEAM	ADJ.	CONF.	ADJ CONF.
Average RPI Loss:	111	RECORD	PCT. RANK	GAMES	SCHEDULE	OF SCHEDULE	RPI	RPI	RPI	RPI
DIV. I ONLY	3- 5	219	3-5	263	117	254	254	11	11	
DIV. I NON-CONF.	3- 5	219	3-5	263	116	255	255	11	11	
TOTALS	RPI 1-25	RPI 26-50	W-L RECORDS	RPI 51-100	RPI 101-150	RPI 150+				
3- 5	0- 0	0- 0	OVERALL	0- 1	1- 4	2- 0				
1- 3	0- 0	0- 0	HOME	0- 0	1- 3	0- 0				
2- 2	0- 0	0- 0	AWAY	0- 1	0- 1	2- 0				
0- 0	0- 0	0- 0	NEUTRAL	0- 0	0- 0	0- 0				
3- 5	0- 0	0- 0	NON-CONFERENCE	0- 1	1- 4	2- 0				
1- 3	0- 0	0- 0	HOME	0- 0	1- 3	0- 0				
2- 2	0- 0	0- 0	AWAY	0- 1	0- 1	2- 0				
0- 0	0- 0	0- 0	NEUTRAL	0- 0	0- 0	0- 0				
0- 0	0- 0	0- 0	CONFERENCE	0- 0	0- 0	0- 0				
0- 0	0- 0	0- 0	HOME	0- 0	0- 0	0- 0				
0- 0	0- 0	0- 0	AWAY	0- 0	0- 0	0- 0				
0- 0	0- 0	0- 0	NEUTRAL	0- 0	0- 0	0- 0				

RPI 1-25			RPI 26-50			RPI 51-100			RPI 101+			Team's RPI: 254
RPI	S	Opponent	Score	RPI	S	Opponent	Score	RPI	S	Opponent	Score	
						69 A Notre Dame	51 54	103 A Duquesne		74 79		
								112 H Belmont		53 48		
								122 H Memphis		76 83		
								124 H Dayton		42 60		
								139 H Valparaiso		54 61		
								322 A Detroit Mercy		82 64		
								326 A Georgia St.		74 48		
LAST 10 Division I												
322 A		Detroit Mercy	82 64	112 H		Belmont	53 48					
103 A		Duquesne	74 79	139 H		Valparaiso	54 61					
326 A		Georgia St.	74 48	122 H		Memphis	76 83					
				69 A		Notre Dame	51 54					
				124 H		Dayton	42 60					

Non-Div I Games:

Toledo



Average RPI Win:	244	WON-LOST	WINNING	LAST 10	STRENGTH OF	OPP. STRENGTH	TEAM	ADJ.	CONF.	ADJ CONF.
Average RPI Loss:	150	RECORD	PCT. RANK	GAMES	SCHEDULE	OF SCHEDULE	RPI	RPI	RPI	RPI
DIV. I ONLY	3- 6	234	3-6	232	112	270	270	20	20	
DIV. I NON-CONF.	3- 6	235	3-6	231	110	271	271	20	20	
TOTALS	RPI 1-25	RPI 26-50	W-L RECORDS	RPI 51-100	RPI 101-150	RPI 150+				
3- 6	0- 1	0- 1	OVERALL	0- 1	0- 0	3- 3				
2- 2	0- 0	0- 0	HOME	0- 1	0- 0	2- 1				
0- 3	0- 0	0- 1	AWAY	0- 0	0- 0	0- 2				
1- 1	0- 1	0- 0	NEUTRAL	0- 0	0- 0	1- 0				
3- 6	0- 1	0- 1	NON-CONFERENCE	0- 1	0- 0	3- 3				
2- 2	0- 0	0- 0	HOME	0- 1	0- 0	2- 1				
0- 3	0- 0	0- 1	AWAY	0- 0	0- 0	0- 2				
1- 1	0- 1	0- 0	NEUTRAL	0- 0	0- 0	1- 0				
0- 0	0- 0	0- 0	CONFERENCE	0- 0	0- 0	0- 0				
0- 0	0- 0	0- 0	HOME	0- 0	0- 0	0- 0				
0- 0	0- 0	0- 0	AWAY	0- 0	0- 0	0- 0				
0- 0	0- 0	0- 0	NEUTRAL	0- 0	0- 0	0- 0				

RPI 1-25				RPI 26-50				RPI 51-100				RPI 101+				Team's RPI: 270	
RPI	S	Opponent	Score	RPI	S	Opponent	Score	RPI	S	Opponent	Score	RPI	S	Opponent	Score		
18	N	Iowa	72 100	39	A	Rutgers	53 67	67	H	Temple	59 74	211	A	San Diego	67 81		
												221	N	Iona	75 58		
												245	H	American	63 60		
												246	H	Penn St.	67 73		
												265	H	Mt. St. Mary's	73 57		
												316	A	San Diego St.	72 80		
LAST 10 Division I																	
				39	A	Rutgers	53 67	245	H	American	63 60						
				67	H	Temple	59 74	265	H	Mt. St. Mary's	73 57						
				221	N	Iona	75 58					211	A	San Diego	67 81		
				18	N	Iowa	72 100	316	A	San Diego St.	72 80						
								246	H	Penn St.	67 73						

Non-Div I Games:

Towson



Average RPI Win:	250	WON-LOST	WINNING	LAST 10	STRENGTH OF	OPP. STRENGTH	TEAM	ADJ.	CONF.	ADJ CONF.
Average RPI Loss:	19	RECORD	PCT. RANK	GAMES	SCHEDULE	OF SCHEDULE	RPI	RPI	RPI	RPI
DIV. I ONLY	5- 2	71	5-2	267	60	84	84	23	23	
DIV. I NON-CONF.	5- 2	72	5-2	266	60	85	85	23	23	
TOTALS	RPI 1-25	RPI 26-50	W-L RECORDS	RPI 51-100	RPI 101-150	RPI 150+				
5- 2	0- 1	0- 1	OVERALL	0- 0	0- 0	5- 0				
2- 0	0- 0	0- 0	HOME	0- 0	0- 0	2- 0				
3- 2	0- 1	0- 1	AWAY	0- 0	0- 0	3- 0				
0- 0	0- 0	0- 0	NEUTRAL	0- 0	0- 0	0- 0				
5- 2	0- 1	0- 1	NON-CONFERENCE	0- 0	0- 0	5- 0				
2- 0	0- 0	0- 0	HOME	0- 0	0- 0	2- 0				
3- 2	0- 1	0- 1	AWAY	0- 0	0- 0	3- 0				
0- 0	0- 0	0- 0	NEUTRAL	0- 0	0- 0	0- 0				
0- 0	0- 0	0- 0	CONFERENCE	0- 0	0- 0	0- 0				
0- 0	0- 0	0- 0	HOME	0- 0	0- 0	0- 0				
0- 0	0- 0	0- 0	AWAY	0- 0	0- 0	0- 0				
0- 0	0- 0	0- 0	NEUTRAL	0- 0	0- 0	0- 0				

RPI 1-25				RPI 26-50				RPI 51-100				Team's RPI: 84		RPI 101+			
RPI	S	Opponent	Score	RPI	S	Opponent	Score	RPI	S	Opponent	Score			RPI	S	Opponent	Score
12	A	Mississippi St.	82 122	26	A	Duke	85 99							183	A	Bethune-Cookman	68 62
														188	A	Samford	74 65
														259	H	ETSU	79 61
														280	A	Chattanooga	90 51
														341	H	Jacksonville St.	94 64
LAST 10 Division I																	
280	A	Chattanooga	90 51	341	H	Jacksonville St.	94 64										
259	H	ETSU	79 61	188	A	Samford	74 65										
183	A	Bethune-Cookman	68 62														
26	A	Duke	85 99														
12	A	Mississippi St.	82 122														

Non-Div I Games: AUM 72 42 Fort Valley St. 101 52

Troy



Average RPI Win:	216	WON-LOST	WINNING	LAST 10	STRENGTH OF	OPP. STRENGTH	TEAM	ADJ.	CONF.	ADJ CONF.
Average RPI Loss:	88	RECORD	PCT. RANK	GAMES	SCHEDULE	OF SCHEDULE	RPI	RPI	RPI	RPI
DIV. I ONLY	4- 6	208	4-6	83	113	171	171	9	9	
DIV. I NON-CONF.	4- 6	208	4-6	82	112	169	169	9	9	
TOTALS	RPI 1-25	RPI 26-50	W-L RECORDS	RPI 51-100	RPI 101-150	RPI 150+				
4- 6	0- 0	0- 2	OVERALL	0- 3	1- 0	3- 1				
2- 4	0- 0	0- 1	HOME	0- 2	0- 0	2- 1				
2- 0	0- 0	0- 0	AWAY	0- 0	1- 0	1- 0				
0- 2	0- 0	0- 1	NEUTRAL	0- 1	0- 0	0- 0				
4- 6	0- 0	0- 2	NON-CONFERENCE	0- 3	1- 0	3- 1				
2- 4	0- 0	0- 1	HOME	0- 2	0- 0	2- 1				
2- 0	0- 0	0- 0	AWAY	0- 0	1- 0	1- 0				
0- 2	0- 0	0- 1	NEUTRAL	0- 1	0- 0	0- 0				
0- 0	0- 0	0- 0	CONFERENCE	0- 0	0- 0	0- 0				
0- 0	0- 0	0- 0	HOME	0- 0	0- 0	0- 0				
0- 0	0- 0	0- 0	AWAY	0- 0	0- 0	0- 0				
0- 0	0- 0	0- 0	NEUTRAL	0- 0	0- 0	0- 0				

RPI S	Opponent	Score	RPI S	Opponent	Score	RPI S	Opponent	Score	RPI S	Opponent	Score	Team's RPI: 171
34	H LSU	54 59	63	N Boston College	76 89	110	A Washington	64 62				
41	N Charlotte	56 60	75	H Alabama	56 66	181	A Southern Miss.	62 58				
			83	H Middle Tenn.	62 64	230	H South Alabama	53 62				
						266	H Jackson St.	82 46				
						307	H Central Ark.	65 38				
LAST 10 Division I												
63	N Boston College	76 89	230	H South Alabama	53 62							
75	H Alabama	56 66	181	A Southern Miss.	62 58							
307	H Central Ark.	65 38	41	N Charlotte	56 60							
34	H LSU	54 59	110	A Washington	64 62							
83	H Middle Tenn.	62 64	266	H Jackson St.	82 46							

Non-Div I Games:

Tulane

■ Loss, 
 ■ Non-Conf, S Site, 
 ■ Home 
 ■ Away 
 N Neutral



Average RPI Win:	275	WON-LOST	WINNING	LAST 10	STRENGTH OF	OPP. STRENGTH	TEAM	ADJ.	CONF.	ADJ CONF.
Average RPI Loss:	103	RECORD	PCT. RANK	GAMES	SCHEDULE	OF SCHEDULE	RPI	RPI	RPI	RPI
DIV. I ONLY	3- 8	263	3-7	167	157	274	274	9	9	
DIV. I NON-CONF.	3- 8	262	3-7	168	156	275	275	9	9	
TOTALS	RPI 1-25	RPI 26-50	W-L RECORDS	RPI 51-100	RPI 101-150	RPI 150+				
3- 8	0- 0	0- 4	OVERALL	0- 1	0- 0	3- 3				
3- 2	0- 0	0- 0	HOME	0- 1	0- 0	3- 1				
0- 4	0- 0	0- 2	AWAY	0- 0	0- 0	0- 2				
0- 2	0- 0	0- 2	NEUTRAL	0- 0	0- 0	0- 0				
3- 8	0- 0	0- 4	NON-CONFERENCE	0- 1	0- 0	3- 3				
3- 2	0- 0	0- 0	HOME	0- 1	0- 0	3- 1				
0- 4	0- 0	0- 2	AWAY	0- 0	0- 0	0- 2				
0- 2	0- 0	0- 2	NEUTRAL	0- 0	0- 0	0- 0				
0- 0	0- 0	0- 0	CONFERENCE	0- 0	0- 0	0- 0				
0- 0	0- 0	0- 0	HOME	0- 0	0- 0	0- 0				
0- 0	0- 0	0- 0	AWAY	0- 0	0- 0	0- 0				
0- 0	0- 0	0- 0	NEUTRAL	0- 0	0- 0	0- 0				

RPI 1-25				RPI 26-50				RPI 51-100				RPI 101+				Team's RPI: 274	
RPI	S	Opponent	Score	RPI	S	Opponent	Score	RPI	S	Opponent	Score	RPI	S	Opponent	Score		
				33	A	Abilene Christian	63 73	57	H	Oklahoma St.	48 78	153	H	SFA	63 67		
				37	A	Arkansas	41 91					197	A	Stetson	60 66		
				45	N	Western Ky.	63 76					222	H	Oral Roberts	67 65		
				50	N	Marquette	60 61					249	A	Little Rock	51 63		
												289	H	Arkansas St.	79 77		
												313	H	LMU (CA)	75 56		
LAST 10 Division I																	
				33	A	Abilene Christian	63 73	197	A	Stetson	60 66						
				50	N	Marquette	60 61	37	A	Arkansas	41 91						
				45	N	Western Ky.	63 76	249	A	Little Rock	51 63						
				313	H	LMU (CA)	75 56	57	H	Oklahoma St.	48 78						
				222	H	Oral Roberts	67 65	289	H	Arkansas St.	79 77						

Non-Div I Games:

Tulsa



Average RPI Win:	231	WON-LOST	WINNING	LAST 10	STRENGTH OF	OPP. STRENGTH	TEAM	ADJ.	CONF.	ADJ CONF.
Average RPI Loss:	76	RECORD	PCT. RANK	GAMES	SCHEDULE	OF SCHEDULE	RPI	RPI	RPI	RPI
DIV. I ONLY	5- 3	111	5-3	282	37	175	175	14	14	
DIV. I NON-CONF.	5- 3	108	5-3	281	37	172	172	14	14	
TOTALS	RPI 1-25	RPI 26-50	W-L RECORDS	RPI 51-100	RPI 101-150	RPI 150+				
5- 3	0- 0	0- 1	OVERALL	0- 1	1- 1	4- 0				
4- 1	0- 0	0- 0	HOME	0- 1	1- 0	3- 0				
1- 2	0- 0	0- 1	AWAY	0- 0	0- 1	1- 0				
0- 0	0- 0	0- 0	NEUTRAL	0- 0	0- 0	0- 0				
5- 3	0- 0	0- 1	NON-CONFERENCE	0- 1	1- 1	4- 0				
4- 1	0- 0	0- 0	HOME	0- 1	1- 0	3- 0				
1- 2	0- 0	0- 1	AWAY	0- 0	0- 1	1- 0				
0- 0	0- 0	0- 0	NEUTRAL	0- 0	0- 0	0- 0				
0- 0	0- 0	0- 0	CONFERENCE	0- 0	0- 0	0- 0				
0- 0	0- 0	0- 0	HOME	0- 0	0- 0	0- 0				
0- 0	0- 0	0- 0	AWAY	0- 0	0- 0	0- 0				
0- 0	0- 0	0- 0	NEUTRAL	0- 0	0- 0	0- 0				

RPI	S	Opponent	Score	RPI	S	Opponent	Score	RPI	S	Opponent	Score	RPI	S	Opponent	Score	Team's RPI: 175
40	A	Oklahoma	75 82	66	H	Boise St.	81 83	108	H	Auburn	80 75	122	A	Memphis	52 77	
								188	H	Samford	76 69	230	H	South Alabama	77 61	
								312	H	McNeese	97 70	317	A	Alcorn	86 65	
LAST 10 Division I																
312	H	McNeese	97 70	317	A	Alcorn	86 65									
108	H	Auburn	80 75	122	A	Memphis	52 77									
66	H	Boise St.	81 83	188	H	Samford	76 69									
40	A	Oklahoma	75 82													
230	H	South Alabama	77 61													

Non-Div I Games: Ala.-Huntsville 74 57

UAB



Average RPI Win:	245	WON-LOST	WINNING	LAST 10	STRENGTH OF	OPP. STRENGTH	TEAM	ADJ.	CONF.	ADJ CONF.
Average RPI Loss:	128	RECORD	PCT. RANK	GAMES	SCHEDULE	OF SCHEDULE	RPI	RPI	RPI	RPI
DIV. I ONLY	4- 6	208	4-6	253	164	257	257	24	24	
DIV. I NON-CONF.	4- 6	208	4-6	253	164	258	258	24	24	
TOTALS	RPI 1-25	RPI 26-50	W-L RECORDS	RPI 51-100	RPI 101-150	RPI 150+				
4- 6	0- 0	0- 1	OVERALL	0- 0	1- 4	3- 1				
3- 2	0- 0	0- 0	HOME	0- 0	1- 2	2- 0				
1- 4	0- 0	0- 1	AWAY	0- 0	0- 2	1- 1				
0- 0	0- 0	0- 0	NEUTRAL	0- 0	0- 0	0- 0				
4- 6	0- 0	0- 1	NON-CONFERENCE	0- 0	1- 4	3- 1				
3- 2	0- 0	0- 0	HOME	0- 0	1- 2	2- 0				
1- 4	0- 0	0- 1	AWAY	0- 0	0- 2	1- 1				
0- 0	0- 0	0- 0	NEUTRAL	0- 0	0- 0	0- 0				
0- 0	0- 0	0- 0	CONFERENCE	0- 0	0- 0	0- 0				
0- 0	0- 0	0- 0	HOME	0- 0	0- 0	0- 0				
0- 0	0- 0	0- 0	AWAY	0- 0	0- 0	0- 0				
0- 0	0- 0	0- 0	NEUTRAL	0- 0	0- 0	0- 0				

RPI 1-25			RPI 26-50			RPI 51-100			RPI 101+			Team's RPI: 257
RPI	S	Opponent	Score	RPI	S	Opponent	Score	RPI	S	Opponent	Score	
				42	A	Minnesota	67 76					
								131	H	San Francisco	79 67	
								132	A	Montana St.	65 77	
								138	H	Santa Clara	61 62	
								141	H	Portland St.	70 76	
								147	A	Saint Mary's (CA)	74 83	
								170	A	Fresno St.	65 73	
								224	H	Boston U.	75 68	
								281	A	Northern Ariz.	71 61	
								343	H	Sacramento St.	77 75	
LAST 10 Division I												
131	H	San Francisco	79 67	42	A	Minnesota	67 76					
147	A	Saint Mary's (CA)	74 83	281	A	Northern Ariz.	71 61					
138	H	Santa Clara	61 62	224	H	Boston U.	75 68					
170	A	Fresno St.	65 73	141	H	Portland St.	70 76					
132	A	Montana St.	65 77	343	H	Sacramento St.	77 75					

Non-Div I Games:

UC Davis

■ Loss, 
 ■ Non-Conf, S Site, 
 ■ Home 
 ■ Away 
 N Neutral



U  
C  
I  
r  
v  
i  
n  
eU  
C  
I  
r  
v  
i  
n  
e

UC Irvine



## UC Riverside

Through Games Of Dec. 17, 2019

Average RPI Win:	291	WON-LOST	WINNING	LAST 10	STRENGTH OF	OPP. STRENGTH	TEAM	ADJ.	CONF.	ADJ CONF.
Average RPI Loss:	134	RECORD	PCT. RANK	GAMES	SCHEDULE	OF SCHEDULE	RPI	RPI	RPI	RPI
DIV. I ONLY	3- 8	263	3-7	122	284	242	242	24	24	
DIV. I NON-CONF.	3- 8	262	3-7	120	283	243	243	24	24	
TOTALS	RPI 1-25	RPI 26-50	W-L RECORDS	RPI 51-100	RPI 101-150	RPI 150+				
3- 8	0- 0	0- 1	OVERALL	0- 3	0- 1	3- 3				
2- 2	0- 0	0- 0	HOME	0- 1	0- 0	2- 1				
1- 6	0- 0	0- 1	AWAY	0- 2	0- 1	1- 2				
0- 0	0- 0	0- 0	NEUTRAL	0- 0	0- 0	0- 0				
3- 8	0- 0	0- 1	NON-CONFERENCE	0- 3	0- 1	3- 3				
2- 2	0- 0	0- 0	HOME	0- 1	0- 0	2- 1				
1- 6	0- 0	0- 1	AWAY	0- 2	0- 1	1- 2				
0- 0	0- 0	0- 0	NEUTRAL	0- 0	0- 0	0- 0				
0- 0	0- 0	0- 0	CONFERENCE	0- 0	0- 0	0- 0				
0- 0	0- 0	0- 0	HOME	0- 0	0- 0	0- 0				
0- 0	0- 0	0- 0	AWAY	0- 0	0- 0	0- 0				
0- 0	0- 0	0- 0	NEUTRAL	0- 0	0- 0	0- 0				

RPI 1-25				RPI 26-50				RPI 51-100				RPI 101+ Team's RPI: 242			
RPI	S	Opponent	Score	RPI	S	Opponent	Score	RPI	S	Opponent	Score	RPI	S	Opponent	Score
				28	A	Oregon	41 84	58	A	Arizona	27 70	116	A	New Mexico	70 80
								62	A	California	61 84	196	A	UTEP	50 63
								79	H	Southern California	59 76	209	H	California Baptist	80 64
												251	H	Weber St.	54 64
												282	A	Colorado St.	40 52
												318	A	New Mexico St.	60 58
												347	H	Utah Valley	67 53
LAST 10 Division I															
				347	H	Utah Valley	67 53	28	A	Oregon	41 84				
				62	A	California	61 84	209	H	California Baptist	80 64				
				79	H	Southern California	59 76	282	A	Colorado St.	40 52				
				196	A	UTEP	50 63	58	A	Arizona	27 70				
				318	A	New Mexico St.	60 58	251	H	Weber St.	54 64				

Non-Div I Games:

UC Riverside

■ Loss, 
 ■ Non-Conf, 
 ■ S Site, 
 ■ Home 
 ■ A Away 
 N Neutral



Average RPI Win:	268	WON-LOST	WINNING	LAST 10	STRENGTH OF	OPP. STRENGTH	TEAM	ADJ.	CONF.	ADJ CONF.
Average RPI Loss:	131	RECORD	PCT. RANK	GAMES	SCHEDULE	OF SCHEDULE	RPI	RPI	RPI	RPI
DIV. I ONLY	4- 6	208	4-6	255	219	276	276	24	24	
DIV. I NON-CONF.	4- 6	208	4-6	256	218	277	277	24	24	
TOTALS	RPI 1-25	RPI 26-50	W-L RECORDS	RPI 51-100	RPI 101-150	RPI 150+				
4- 6	0- 0	0- 1	OVERALL	1- 1	0- 1	3- 3				
3- 2	0- 0	0- 1	HOME	1- 0	0- 0	2- 1				
0- 3	0- 0	0- 0	AWAY	0- 1	0- 1	0- 1				
1- 1	0- 0	0- 0	NEUTRAL	0- 0	0- 0	1- 1				
4- 6	0- 0	0- 1	NON-CONFERENCE	1- 1	0- 1	3- 3				
3- 2	0- 0	0- 1	HOME	1- 0	0- 0	2- 1				
0- 3	0- 0	0- 0	AWAY	0- 1	0- 1	0- 1				
1- 1	0- 0	0- 0	NEUTRAL	0- 0	0- 0	1- 1				
0- 0	0- 0	0- 0	CONFERENCE	0- 0	0- 0	0- 0				
0- 0	0- 0	0- 0	HOME	0- 0	0- 0	0- 0				
0- 0	0- 0	0- 0	AWAY	0- 0	0- 0	0- 0				
0- 0	0- 0	0- 0	NEUTRAL	0- 0	0- 0	0- 0				

RPI 1-25				RPI 26-50				RPI 51-100				RPI 101+				Team's RPI: 276	
RPI	S	Opponent	Score	RPI	S	Opponent	Score	RPI	S	Opponent	Score	RPI	S	Opponent	Score		
				36	H	Pacific	53 63	76	A	CSU Bakersfield	62 66	147	A	Saint Mary's (CA)	43 64		
								79	H	Southern California	57 46	153	N	SFA	56 67		
												163	H	San Jose St.	70 73		
												209	A	California Baptist	81 85		
												316	H	San Diego St.	64 52		
												330	N	Chicago St.	96 65		
												347	H	Utah Valley	59 51		
LAST 10 Division I																	
				209	A	California Baptist	81 85	76	A	CSU Bakersfield	62 66						
				79	H	Southern California	57 46	36	H	Pacific	53 63						
				163	H	San Jose St.	70 73	330	N	Chicago St.	96 65						
				147	A	Saint Mary's (CA)	43 64	153	N	SFA	56 67						
				347	H	Utah Valley	59 51	316	H	San Diego St.	64 52						

Non-Div I Games:

UC Santa Barbara

■ Loss, 
■ Non-Conf, 
■ S Site, 
■ H Home 
■ A Away 
N Neutral



Average RPI Win:	218	WON-LOST	WINNING	LAST 10	STRENGTH OF	OPP. STRENGTH	TEAM	ADJ.	CONF.	ADJ CONF.
Average RPI Loss:	62	RECORD	PCT. RANK	GAMES	SCHEDULE	OF SCHEDULE	RPI	RPI	RPI	RPI
DIV. I ONLY	5- 4	140	5-4	85	152	101	101	9	9	
DIV. I NON-CONF.	5- 4	142	5-4	84	151	102	102	9	9	
TOTALS	RPI 1-25	RPI 26-50	W-L RECORDS	RPI 51-100	RPI 101-150	RPI 150+				
5- 4	0- 0	0- 2	OVERALL	0- 1	0- 1	5- 0				
4- 0	0- 0	0- 0	HOME	0- 0	0- 0	4- 0				
1- 2	0- 0	0- 1	AWAY	0- 0	0- 1	1- 0				
0- 2	0- 0	0- 1	NEUTRAL	0- 1	0- 0	0- 0				
5- 4	0- 0	0- 2	NON-CONFERENCE	0- 1	0- 1	5- 0				
4- 0	0- 0	0- 0	HOME	0- 0	0- 0	4- 0				
1- 2	0- 0	0- 1	AWAY	0- 0	0- 1	1- 0				
0- 2	0- 0	0- 1	NEUTRAL	0- 1	0- 0	0- 0				
0- 0	0- 0	0- 0	CONFERENCE	0- 0	0- 0	0- 0				
0- 0	0- 0	0- 0	HOME	0- 0	0- 0	0- 0				
0- 0	0- 0	0- 0	AWAY	0- 0	0- 0	0- 0				
0- 0	0- 0	0- 0	NEUTRAL	0- 0	0- 0	0- 0				

RPI	S	Opponent	Score	RPI	S	Opponent	Score	RPI	S	Opponent	Score	RPI	S	Opponent	Score	Team's RPI: 101
27	N	UCLA	56 61	73	N	James Madison	43 46	112	A	Belmont	37 72					
35	A	FGCU	50 72					153	A	SFA	63 57					
								197	H	Stetson	66 40					
								215	H	Quinnipiac	80 58					
								217	H	Delaware	75 49					
								308	H	Pittsburgh	74 58					
LAST 10 Division I																
153	A	SFA	63 57	215	H	Quinnipiac	80 58									
35	A	FGCU	50 72	73	N	James Madison	43 46									
112	A	Belmont	37 72	27	N	UCLA	56 61									
308	H	Pittsburgh	74 58	197	H	Stetson	66 40									
				217	H	Delaware	75 49									

Non-Div I Games:

UCF



Average RPI Win:	157	WON-LOST	WINNING	LAST 10	STRENGTH OF	OPP. STRENGTH	TEAM	ADJ.	CONF.	ADJ CONF.
Average RPI Loss:	0	RECORD	PCT. RANK	GAMES	SCHEDULE	OF SCHEDULE	RPI	RPI	RPI	RPI
DIV. I ONLY	9- 0	1	9-0	217	34	27	27	1	1	
DIV. I NON-CONF.	9- 0	1	9-0	216	34	26	26	1	1	
TOTALS	RPI 1-25	RPI 26-50	W-L RECORDS	RPI 51-100	RPI 101-150	RPI 150+				
9- 0	1- 0	1- 0	OVERALL	1- 0	2- 0	4- 0				
6- 0	0- 0	1- 0	HOME	1- 0	1- 0	3- 0				
2- 0	1- 0	0- 0	AWAY	0- 0	0- 0	1- 0				
1- 0	0- 0	0- 0	NEUTRAL	0- 0	1- 0	0- 0				
9- 0	1- 0	1- 0	NON-CONFERENCE	1- 0	2- 0	4- 0				
6- 0	0- 0	1- 0	HOME	1- 0	1- 0	3- 0				
2- 0	1- 0	0- 0	AWAY	0- 0	0- 0	1- 0				
1- 0	0- 0	0- 0	NEUTRAL	0- 0	1- 0	0- 0				
0- 0	0- 0	0- 0	CONFERENCE	0- 0	0- 0	0- 0				
0- 0	0- 0	0- 0	HOME	0- 0	0- 0	0- 0				
0- 0	0- 0	0- 0	AWAY	0- 0	0- 0	0- 0				
0- 0	0- 0	0- 0	NEUTRAL	0- 0	0- 0	0- 0				

RPI 1-25				RPI 26-50				Team's RPI: 27				RPI 51-100				RPI 101+			
RPI	S	Opponent	Score	RPI	S	Opponent	Score	RPI	S	Opponent	Score	RPI	S	Opponent	Score	RPI	S	Opponent	Score
23	A	Virginia	73 62	36	H	Pacific	68 57	55	H	Yale	100 65	101	N	UCF	61 56	145	H	Northern Colo.	92 58
												226	A	CSUN	58 44	251	H	Weber St.	85 45
												260	H	Long Beach St.	86 51	313	H	LMU (CA)	74 52
LAST 10 Division I																			
				36	H	Pacific	68 57					226	A	CSUN	58 44				
				260	H	Long Beach St.	86 51					23	A	Virginia	73 62				
				313	H	LMU (CA)	74 52					101	N	UCF	61 56				
				251	H	Weber St.	85 45					55	H	Yale	100 65				
												145	H	Northern Colo.	92 58				

Non-Div I Games:

UCLA



Average RPI Loss: 0

WON-LOST

## WINNING

LAST 10

STRENGTH OF

### OPP. STRENGTH

## TEAM

ADJ.

CONF.

ADJ CONF.

DIV. I ONLY	9- 0	1	9-0	13	1	1	1	9	9
DIV. I NON-CONF.	8- 0	1	8-0	13	1	1	1	9	9
TOTALS	RPI 1-25	RPI 26-50	W-L RECORDS	RPI 51-100	RPI 101-150	RPI 150+			
9- 0	3- 0	0- 0	OVERALL	5- 0	1- 0	0- 0			
3- 0	1- 0	0- 0	HOME	2- 0	0- 0	0- 0			
6- 0	2- 0	0- 0	AWAY	3- 0	1- 0	0- 0			
0- 0	0- 0	0- 0	NEUTRAL	0- 0	0- 0	0- 0			
8- 0	3- 0	0- 0	NON-CONFERENCE	4- 0	1- 0	0- 0			
3- 0	1- 0	0- 0	HOME	2- 0	0- 0	0- 0			
5- 0	2- 0	0- 0	AWAY	2- 0	1- 0	0- 0			
0- 0	0- 0	0- 0	NEUTRAL	0- 0	0- 0	0- 0			
1- 0	0- 0	0- 0	CONFERENCE	1- 0	0- 0	0- 0			
0- 0	0- 0	0- 0	HOME	0- 0	0- 0	0- 0			
1- 0	0- 0	0- 0	AWAY	1- 0	0- 0	0- 0			
0- 0	0- 0	0- 0	NEUTRAL	0- 0	0- 0	0- 0			

U  
C  
o  
n  
n

U  
C  
o  
n  
n

RPI 1-25				Team's RPI: 1				RPI 26-50				RPI 51-100				RPI 101+			
RPI	S	Opponent	Score	RPI	S	Opponent	Score	RPI	S	Opponent	Score	RPI	S	Opponent	Score				
15	A	DePaul	84 74					62	H	California	72 61	124	A	Dayton	75 37				
17	A	Ohio St.	73 62					65	A	Seton Hall	92 78								
23	H	Virginia	83 44					67	A	Temple	83 54								
								69	H	Notre Dame	81 57								
								86	A	Vanderbilt	64 51								
LAST 10 Division I																			
15	A	DePaul	84 74	65	A	Seton Hall	92 78												
69	H	Notre Dame	81 57	124	A	Dayton	75 37												
86	A	Vanderbilt	64 51	17	A	Ohio St.	73 62												
62	H	California	72 61	23	H	Virginia	83 44												
				67	A	Temple	83 54												

UConn



UIC				STRENGTH OF SCHEDULE	OPP. STRENGTH OF SCHEDULE	TEAM RPI	ADJ. RPI	CONF. RPI	ADJ CONF. RPI
Average RPI Win:	330	WON-LOST RECORD	WINNING PCT. RANK						
Average RPI Loss:	180		LAST 10 GAMES						
DIV. I ONLY	1- 9	330	1-9	205	304	314	314	15	15
DIV. I NON-CONF.	1- 9	330	1-9	204	305	314	314	15	15
-----									
TOTALS	RPI 1-25		RPI 26-50	W-L RECORDS	RPI 51-100	RPI 101-150		RPI 150+	
1- 9	0- 1		0- 1	OVERALL	0- 0	0- 2		1- 5	
0- 4	0- 1		0- 0	HOME	0- 0	0- 0		0- 3	
1- 5	0- 0		0- 1	AWAY	0- 0	0- 2		1- 2	
0- 0	0- 0		0- 0	NEUTRAL	0- 0	0- 0		0- 0	
1- 9	0- 1		0- 1	NON-CONFERENCE	0- 0	0- 2		1- 5	
0- 4	0- 1		0- 0	HOME	0- 0	0- 0		0- 3	
1- 5	0- 0		0- 1	AWAY	0- 0	0- 2		1- 2	
0- 0	0- 0		0- 0	NEUTRAL	0- 0	0- 0		0- 0	
0- 0	0- 0		0- 0	CONFERENCE	0- 0	0- 0		0- 0	
0- 0	0- 0		0- 0	HOME	0- 0	0- 0		0- 0	
0- 0	0- 0		0- 0	AWAY	0- 0	0- 0		0- 0	
0- 0	0- 0		0- 0	NEUTRAL	0- 0	0- 0		0- 0	

RPI 1-25				RPI 26-50				RPI 51-100				RPI 101+ Team's RPI: 314			
RPI	S	Opponent	Score	RPI	S	Opponent	Score	RPI	S	Opponent	Score	RPI	S	Opponent	Score
13	H	Florida St.	42 86	30	A	Kansas	50 91					133	A	Miami (OH)	35 85
												139	A	Valparaiso	37 63
												220	A	Kansas St.	40 84
												248	H	Western Mich.	52 80
												250	H	Eastern Ill.	45 80
												252	H	Indiana St.	40 61
												330	A	Chicago St.	73 61
												335	A	Purdue Fort Wayne	50 61
-----															
LAST 10 Division I															
139	A	Valparaiso	37 63	133	A	Miami (OH)	35 85								
248	H	Western Mich.	52 80	13	H	Florida St.	42 86								
330	A	Chicago St.	73 61	252	H	Indiana St.	40 61								
30	A	Kansas	50 91	250	H	Eastern Ill.	45 80								
335	A	Purdue Fort Wayne	50 61	220	A	Kansas St.	40 84								

Non-Div I Games:

UIC

■ Loss, 
 ■ Non-Conf, S Site, 
 ■ Home 
 ■ Away 
 N Neutral



0- 00- 0NEUTRAL0- 00- 00- 0

RPI 1-25				RPI 26-50				RPI 51-100				RPI 101+				Team's RPI: 331	
RPI	S	Opponent	Score	RPI	S	Opponent	Score	RPI	S	Opponent	Score	RPI	S	Opponent	Score		
												121	A	Syracuse	48	82	
												146	N	La Salle	58	74	
												166	A	William & Mary	48	76	
												203	N	Kennesaw St.	44	59	
												210	A	Wagner	60	67	
												212	H	Howard	61	72	
												265	A	Mt. St. Mary's	61	71	
												299	H	Morgan St.	65	63	
												328	H	Coppin St.	71	48	
LAST 10 Division I																	
				299	H	Morgan St.	65 63	146	N	La Salle	58	74					
				121	A	Syracuse	48 82	166	A	William & Mary	48	76					
				203	N	Kennesaw St.	44 59	265	A	Mt. St. Mary's	61	71					
				212	H	Howard	61 72	210	A	Wagner	60	67					
								328	H	Coppin St.	71	48					

UMBC

Page 307



Average RPI Win:	265	WON-LOST	WINNING	LAST 10	STRENGTH OF	OPP. STRENGTH	TEAM	ADJ.	CONF.	ADJ CONF.
Average RPI Loss:	120	RECORD	PCT. RANK	GAMES	SCHEDULE	OF SCHEDULE	RPI	RPI	RPI	RPI
DIV. I ONLY	1- 7	316	1-7	61	201	261	261	31	31	
DIV. I NON-CONF.	1- 7	315	1-7	61	201	262	262	31	31	
TOTALS	RPI 1-25	RPI 26-50	W-L RECORDS	RPI 51-100	RPI 101-150	RPI 150+				
1- 7	0- 0	0- 2	OVERALL	0- 1	0- 2	1- 2				
1- 1	0- 0	0- 1	HOME	0- 0	0- 0	1- 0				
0- 6	0- 0	0- 1	AWAY	0- 1	0- 2	0- 2				
0- 0	0- 0	0- 0	NEUTRAL	0- 0	0- 0	0- 0				
1- 7	0- 0	0- 2	NON-CONFERENCE	0- 1	0- 2	1- 2				
1- 1	0- 0	0- 1	HOME	0- 0	0- 0	1- 0				
0- 6	0- 0	0- 1	AWAY	0- 1	0- 2	0- 2				
0- 0	0- 0	0- 0	NEUTRAL	0- 0	0- 0	0- 0				
0- 0	0- 0	0- 0	CONFERENCE	0- 0	0- 0	0- 0				
0- 0	0- 0	0- 0	HOME	0- 0	0- 0	0- 0				
0- 0	0- 0	0- 0	AWAY	0- 0	0- 0	0- 0				
0- 0	0- 0	0- 0	NEUTRAL	0- 0	0- 0	0- 0				

RPI 1-25				RPI 26-50				RPI 51-100				RPI 101+				Team's RPI: 261	
RPI	S	Opponent	Score	RPI	S	Opponent	Score	RPI	S	Opponent	Score	RPI	S	Opponent	Score		
				32	A	Virginia Tech	43 86	78	A	Old Dominion	39 48	121	A	Syracuse	50 65		
				46	H	Richmond	52 64					123	A	UNC Greensboro	48 86		
												166	A	William & Mary	50 78		
												265	H	Mt. St. Mary's	78 76		
												273	A	East Carolina	42 57		
LAST 10 Division I																	
				265	H	Mt. St. Mary's	78 76	32	A	Virginia Tech	43 86						
				78	A	Old Dominion	39 48	123	A	UNC Greensboro	48 86						
				46	H	Richmond	52 64	121	A	Syracuse	50 65						
				273	A	East Carolina	42 57	166	A	William & Mary	50 78						

Non-Div I Games: Greensboro 65 48 Wesley 75 29

UMES

Loss, Non-Conf, S Site, H Home A Away N Neutral



Average RPI Win:	184	WON-LOST	WINNING	LAST 10	STRENGTH OF	OPP. STRENGTH	TEAM	ADJ.	CONF.	ADJ CONF.
Average RPI Loss:	115	RECORD	PCT. RANK	GAMES	SCHEDULE	OF SCHEDULE	RPI	RPI	RPI	RPI
DIV. I ONLY	4- 6	208	4-6	59	138	158	158	32	32	
DIV. I NON-CONF.	4- 6	208	4-6	59	137	158	158	32	32	
TOTALS	RPI 1-25	RPI 26-50	W-L RECORDS	RPI 51-100	RPI 101-150	RPI 150+				
4- 6	0- 1	0- 1	OVERALL	0- 1	1- 1	3- 2				
3- 3	0- 0	0- 0	HOME	0- 1	1- 1	2- 1				
1- 3	0- 1	0- 1	AWAY	0- 0	0- 0	1- 1				
0- 0	0- 0	0- 0	NEUTRAL	0- 0	0- 0	0- 0				
4- 6	0- 1	0- 1	NON-CONFERENCE	0- 1	1- 1	3- 2				
3- 3	0- 0	0- 0	HOME	0- 1	1- 1	2- 1				
1- 3	0- 1	0- 1	AWAY	0- 0	0- 0	1- 1				
0- 0	0- 0	0- 0	NEUTRAL	0- 0	0- 0	0- 0				
0- 0	0- 0	0- 0	CONFERENCE	0- 0	0- 0	0- 0				
0- 0	0- 0	0- 0	HOME	0- 0	0- 0	0- 0				
0- 0	0- 0	0- 0	AWAY	0- 0	0- 0	0- 0				
0- 0	0- 0	0- 0	NEUTRAL	0- 0	0- 0	0- 0				

RPI 1-25				RPI 26-50				RPI 51-100				RPI 101+ Team's RPI: 158			
RPI	S	Opponent	Score	RPI	S	Opponent	Score	RPI	S	Opponent	Score	RPI	S	Opponent	Score
3	A	Missouri St.	58 83	36	A	Pacific	60 89	56	H	Loyola Chicago	67 72	114	H	Davidson	64 74
												141	H	Portland St.	87 69
												162	H	Missouri	59 56
												172	A	George Mason	64 58
												220	H	Kansas St.	67 74
												262	H	Denver	83 79
												263	A	Omaha	53 57
LAST 10 Division I															
162	H	Missouri	59 56	220	H	Kansas St.	67 74								
263	A	Omaha	53 57	114	H	Davidson	64 74								
3	A	Missouri St.	58 83	141	H	Portland St.	87 69								
172	A	George Mason	64 58	36	A	Pacific	60 89								
56	H	Loyola Chicago	67 72	262	H	Denver	83 79								

Non-Div I Games: Rockhurst 78 60

UMKC

■ Loss, 
 ■ Non-Conf, 
 ■ S Site, 
 ■ H Home 
 ■ A Away 
 N Neutral



Average RPI Win: 325		WON-LOST	WINNING	LAST 10	STRENGTH OF	OPP. STRENGTH	TEAM	ADJ.	CONF.	ADJ CONF.
Average RPI Loss: 83		RECORD	PCT. RANK	GAMES	SCHEDULE	OF SCHEDULE	RPI	RPI	RPI	RPI
DIV. I ONLY		3- 8	263	3-7	159	161	237	237	27	27
DIV. I NON-CONF.		3- 8	262	3-7	159	160	238	238	27	27
TOTALS	RPI 1-25		RPI 26-50		W-L RECORDS		RPI 51-100		RPI 101-150	RPI 150+
3- 8	0- 0		0- 2		OVERALL		0- 3		0- 1	3- 2
1- 4	0- 0		0- 0		HOME		0- 1		0- 1	1- 2
2- 4	0- 0		0- 2		AWAY		0- 2		0- 0	2- 0
0- 0	0- 0		0- 0		NEUTRAL		0- 0		0- 0	0- 0
3- 8	0- 0		0- 2		NON-CONFERENCE		0- 3		0- 1	3- 2
1- 4	0- 0		0- 0		HOME		0- 1		0- 1	1- 2
2- 4	0- 0		0- 2		AWAY		0- 2		0- 0	2- 0
0- 0	0- 0		0- 0		NEUTRAL		0- 0		0- 0	0- 0
0- 0	0- 0		0- 0		CONFERENCE		0- 0		0- 0	0- 0
0- 0	0- 0		0- 0		HOME		0- 0		0- 0	0- 0
0- 0	0- 0		0- 0		AWAY		0- 0		0- 0	0- 0
0- 0	0- 0		0- 0		NEUTRAL		0- 0		0- 0	0- 0

RPI 1-25				RPI 26-50				RPI 51-100				RPI 101+				Team's RPI: 237	
RPI	S	Opponent	Score	RPI	S	Opponent	Score	RPI	S	Opponent	Score	RPI	S	Opponent	Score		
				30	A	Kansas	44 79	55	H	Yale	59 67	105	H	Dartmouth	51 62		
				38	A	Providence	38 63	60	A	Colgate	51 73	156	H	Cornell	56 70		
								63	A	Boston College	46 89	159	H	Massachusetts	58 74		
												302	A	Bryant	55 35		
												336	H	LIU Brooklyn	65 56		
												337	A	Central Conn. St.	56 54		
LAST 10 Division I																	
				336	H	LIU Brooklyn	65 56	105	H	Dartmouth	51 62						
				337	A	Central Conn. St.	56 54	55	H	Yale	59 67						
				302	A	Bryant	55 35	30	A	Kansas	44 79						
				156	H	Cornell	56 70	159	H	Massachusetts	58 74						
				38	A	Providence	38 63	60	A	Colgate	51 73						

Non-Div I Games:

UMass Lowell

Loss, Non-Conf, S Site, H Home A Away N Neutral



UNC Asheville

Through Games Of Dec. 17, 2019

Average RPI Win:	312	WON-LOST	WINNING	LAST 10	STRENGTH OF	OPP. STRENGTH	TEAM	ADJ.	CONF.	ADJ CONF.
Average RPI Loss:	205	RECORD	PCT. RANK	GAMES	SCHEDULE	OF SCHEDULE	RPI	RPI	RPI	RPI
DIV. I ONLY	3- 2	122	3-2	347	299	293	293	30	30	
DIV. I NON-CONF.	3- 2	121	3-2	347	299	294	294	30	30	
TOTALS	RPI 1-25	RPI 26-50	W-L RECORDS	RPI 51-100	RPI 101-150	RPI 150+				
3- 2	0- 0	0- 0	OVERALL	0- 0	0- 1	3- 1				
1- 1	0- 0	0- 0	HOME	0- 0	0- 1	1- 0				
2- 1	0- 0	0- 0	AWAY	0- 0	0- 0	2- 1				
0- 0	0- 0	0- 0	NEUTRAL	0- 0	0- 0	0- 0				
3- 2	0- 0	0- 0	NON-CONFERENCE	0- 0	0- 1	3- 1				
1- 1	0- 0	0- 0	HOME	0- 0	0- 1	1- 0				
2- 1	0- 0	0- 0	AWAY	0- 0	0- 0	2- 1				
0- 0	0- 0	0- 0	NEUTRAL	0- 0	0- 0	0- 0				
0- 0	0- 0	0- 0	CONFERENCE	0- 0	0- 0	0- 0				
0- 0	0- 0	0- 0	HOME	0- 0	0- 0	0- 0				
0- 0	0- 0	0- 0	AWAY	0- 0	0- 0	0- 0				
0- 0	0- 0	0- 0	NEUTRAL	0- 0	0- 0	0- 0				

RPI 1-25			RPI 26-50			RPI 51-100			RPI 101+			Team's RPI: 293
RPI	S	Opponent	Score	RPI	S	Opponent	Score	RPI	S	Opponent	Score	
								123	H	UNC Greensboro	40	67
								259	A	ETSU	72	54
								287	A	Wofford	38	75
								327	A	Western Caro.	64	47
								350	H	South Carolina St.	82	51
LAST 10 Division I												
				350	H	South Carolina St.	82	51				
				123	H	UNC Greensboro	40	67				
				259	A	ETSU	72	54				
				327	A	Western Caro.	64	47				
							287	A	Wofford	38	75	

Non-Div I Games:      Montreat                      89    45                      Lenoir-Rhyne                      68    48

UNC Asheville

Loss, Non-Conf, S Site, H Home A Away N Neutral



UNC Greensboro

Through Games Of Dec. 17, 2019

Average RPI Win:	260	WON-LOST	WINNING	LAST 10	STRENGTH OF	OPP. STRENGTH	TEAM	ADJ.	CONF.	ADJ CONF.
Average RPI Loss:	123	RECORD	PCT. RANK	GAMES	SCHEDULE	OF SCHEDULE	RPI	RPI	RPI	RPI
DIV. I ONLY	6- 4	122	6-4	188	285	123	123	26	26	
DIV. I NON-CONF.	6- 4	121	6-4	189	284	123	123	26	26	
TOTALS	RPI 1-25	RPI 26-50	W-L RECORDS	RPI 51-100	RPI 101-150	RPI 150+				
6- 4	0- 0	0- 1	OVERALL	0- 0	0- 2	6- 1				
2- 1	0- 0	0- 1	HOME	0- 0	0- 0	2- 0				
4- 3	0- 0	0- 0	AWAY	0- 0	0- 2	4- 1				
0- 0	0- 0	0- 0	NEUTRAL	0- 0	0- 0	0- 0				
6- 4	0- 0	0- 1	NON-CONFERENCE	0- 0	0- 2	6- 1				
2- 1	0- 0	0- 1	HOME	0- 0	0- 0	2- 0				
4- 3	0- 0	0- 0	AWAY	0- 0	0- 2	4- 1				
0- 0	0- 0	0- 0	NEUTRAL	0- 0	0- 0	0- 0				
0- 0	0- 0	0- 0	CONFERENCE	0- 0	0- 0	0- 0				
0- 0	0- 0	0- 0	HOME	0- 0	0- 0	0- 0				
0- 0	0- 0	0- 0	AWAY	0- 0	0- 0	0- 0				
0- 0	0- 0	0- 0	NEUTRAL	0- 0	0- 0	0- 0				

RPI 1-25			RPI 26-50			RPI 51-100			RPI 101+			Team's RPI: 123
RPI	S	Opponent	Score	RPI	S	Opponent	Score	RPI	S	Opponent	Score	
				46	H	Richmond	62 70					
								104	A	N.C. A&T	48 57	
								148	A	Coastal Caro.	54 63	
								180	A	Liberty	58 53	
								192	A	Campbell	64 72	
								199	A	Wake Forest	67 65	
								261	H	UMES	86 48	
								293	A	UNC Asheville	67 40	
								303	A	Col. of Charleston	69 56	
								326	H	Georgia St.	64 49	
LAST 10 Division I												
303	A	Col. of Charleston	69 56	104	A	N.C. A&T	48 57					
261	H	UMES	86 48	326	H	Georgia St.	64 49					
148	A	Coastal Caro.	54 63	192	A	Campbell	64 72					
199	A	Wake Forest	67 65	293	A	UNC Asheville	67 40					
46	H	Richmond	62 70	180	A	Liberty	58 53					

Non-Div I Games: Erskine 106 44

UNC Greensboro

Loss, Non-Conf, S Site, H Home A Away N Neutral



Average RPI Win:	309	WON-LOST	WINNING	LAST 10	STRENGTH OF	OPP. STRENGTH	TEAM	ADJ.	CONF.	ADJ CONF.
Average RPI Loss:	197	RECORD	PCT. RANK	GAMES	SCHEDULE	OF SCHEDULE	RPI	RPI	RPI	RPI
DIV. I ONLY	2- 6	270	2-6	229	342	304	304	20	20	
DIV. I NON-CONF.	2- 6	269	2-6	228	342	304	304	20	20	
TOTALS	RPI 1-25	RPI 26-50	W-L RECORDS	RPI 51-100	RPI 101-150	RPI 150+				
2- 6	0- 1	0- 0	OVERALL	0- 0	0- 1	2- 4				
1- 3	0- 0	0- 0	HOME	0- 0	0- 1	1- 2				
1- 3	0- 1	0- 0	AWAY	0- 0	0- 0	1- 2				
0- 0	0- 0	0- 0	NEUTRAL	0- 0	0- 0	0- 0				
2- 6	0- 1	0- 0	NON-CONFERENCE	0- 0	0- 1	2- 4				
1- 3	0- 0	0- 0	HOME	0- 0	0- 1	1- 2				
1- 3	0- 1	0- 0	AWAY	0- 0	0- 0	1- 2				
0- 0	0- 0	0- 0	NEUTRAL	0- 0	0- 0	0- 0				
0- 0	0- 0	0- 0	CONFERENCE	0- 0	0- 0	0- 0				
0- 0	0- 0	0- 0	HOME	0- 0	0- 0	0- 0				
0- 0	0- 0	0- 0	AWAY	0- 0	0- 0	0- 0				
0- 0	0- 0	0- 0	NEUTRAL	0- 0	0- 0	0- 0				

RPI 1-25				RPI 26-50			RPI 51-100			RPI 101+			Team's RPI: 304
RPI	S	Opponent	Score	RPI	S	Opponent	RPI	S	Opponent	RPI	S	Opponent	Score
20	A	NC State	40 80							148	H	Coastal Caro.	43 62
										199	A	Wake Forest	55 65
										203	H	Kennesaw St.	56 58
										267	A	Presbyterian	70 60
										291	A	Longwood	58 59
										321	H	Winthrop	63 75
										350	H	South Carolina St.	84 46
LAST 10 Division I													
321	H	Winthrop	63 75	148	H	Coastal Caro.	43 62						
20	A	NC State	40 80	267	A	Presbyterian	70 60						
199	A	Wake Forest	55 65	203	H	Kennesaw St.	56 58						
				350	H	South Carolina St.	84 46						
				291	A	Longwood	58 59						

Non-Div I Games: Mount Olive 75 67

UNCW

■ Loss, 
 ■ Non-Conf, 
 ■ S Site, 
 ■ Home 
 ■ A Away 
 N Neutral



Average RPI Win:	157	WON-LOST	WINNING	LAST 10	STRENGTH OF	OPP. STRENGTH	TEAM	ADJ.	CONF.	ADJ CONF.
Average RPI Loss:	33	RECORD	PCT. RANK	GAMES	SCHEDULE	OF SCHEDULE	RPI	RPI	RPI	RPI
DIV. I ONLY	6- 3	88	6-3	116	5	51	51	7	7	
DIV. I NON-CONF.	6- 3	86	6-3	114	5	51	51	7	7	
TOTALS	RPI 1-25	RPI 26-50	W-L RECORDS	RPI 51-100	RPI 101-150	RPI 150+				
6- 3	1- 2	0- 0	OVERALL	1- 1	1- 0	3- 0				
3- 0	1- 0	0- 0	HOME	1- 0	0- 0	1- 0				
3- 1	0- 1	0- 0	AWAY	0- 0	1- 0	2- 0				
0- 2	0- 1	0- 0	NEUTRAL	0- 1	0- 0	0- 0				
6- 3	1- 2	0- 0	NON-CONFERENCE	1- 1	1- 0	3- 0				
3- 0	1- 0	0- 0	HOME	1- 0	0- 0	1- 0				
3- 1	0- 1	0- 0	AWAY	0- 0	1- 0	2- 0				
0- 2	0- 1	0- 0	NEUTRAL	0- 1	0- 0	0- 0				
0- 0	0- 0	0- 0	CONFERENCE	0- 0	0- 0	0- 0				
0- 0	0- 0	0- 0	HOME	0- 0	0- 0	0- 0				
0- 0	0- 0	0- 0	AWAY	0- 0	0- 0	0- 0				
0- 0	0- 0	0- 0	NEUTRAL	0- 0	0- 0	0- 0				

RPI 1-25				RPI 26-50				RPI 51-100 Team's RPI: 51				RPI 101+			
RPI	S	Opponent	Score	RPI	S	Opponent	Score	RPI	S	Opponent	Score	RPI	S	Opponent	Score
7	A	Creighton	54 57					75	N	Alabama	77 87	143	A	Wichita St.	61 50
17	N	Ohio St.	46 64					82	H	IUPUI	51 50	162	A	Missouri	78 73
18	H	Iowa	88 66									263	A	Omaha	81 45
												271	H	North Dakota St.	95 63
LAST 10 Division I															
82	H	IUPUI	51 50	17	N	Ohio St.	46 64								
263	A	Omaha	81 45	75	N	Alabama	77 87								
7	A	Creighton	54 57	18	H	Iowa	88 66								
271	H	North Dakota St.	95 63	162	A	Missouri	78 73								
				143	A	Wichita St.	61 50								

Non-Div I Games: Northwest Mo. St. 78 53

UNI



UNLVUNLV

UNLV

Page 315



Average RPI Win:	342	WON-LOST	WINNING	LAST 10	STRENGTH OF	OPP. STRENGTH	TEAM	ADJ.	CONF.	ADJ CONF.
Average RPI Loss:	138	RECORD	PCT. RANK	GAMES	SCHEDULE	OF SCHEDULE	RPI	RPI	RPI	RPI
DIV. I ONLY	3- 4	200	3-4	332	216	301	301	30	30	
DIV. I NON-CONF.	3- 4	200	3-4	332	216	301	301	30	30	
TOTALS	RPI 1-25	RPI 26-50	W-L RECORDS	RPI 51-100	RPI 101-150	RPI 150+				
3- 4	0- 1	0- 1	OVERALL	0- 0	0- 0	3- 2				
3- 0	0- 0	0- 0	HOME	0- 0	0- 0	3- 0				
0- 4	0- 1	0- 1	AWAY	0- 0	0- 0	0- 2				
0- 0	0- 0	0- 0	NEUTRAL	0- 0	0- 0	0- 0				
3- 4	0- 1	0- 1	NON-CONFERENCE	0- 0	0- 0	3- 2				
3- 0	0- 0	0- 0	HOME	0- 0	0- 0	3- 0				
0- 4	0- 1	0- 1	AWAY	0- 0	0- 0	0- 2				
0- 0	0- 0	0- 0	NEUTRAL	0- 0	0- 0	0- 0				
0- 0	0- 0	0- 0	CONFERENCE	0- 0	0- 0	0- 0				
0- 0	0- 0	0- 0	HOME	0- 0	0- 0	0- 0				
0- 0	0- 0	0- 0	AWAY	0- 0	0- 0	0- 0				
0- 0	0- 0	0- 0	NEUTRAL	0- 0	0- 0	0- 0				

RPI 1-25				RPI 26-50				RPI 51-100				RPI 101+ Team's RPI: 301			
RPI	S	Opponent	Score	RPI	S	Opponent	Score	RPI	S	Opponent	Score	RPI	S	Opponent	Score
10	A	South Carolina	32 112	49	A	Georgia	53 67					218	A	Jacksonville	43 87
												273	A	East Carolina	48 69
												327	H	Western Caro.	70 62
												349	H	Florida A&M	74 61
												350	H	South Carolina St.	58 47
LAST 10 Division I															
350	H	South Carolina St.	58 47	327	H	Western Caro.	70 62								
49	A	Georgia	53 67	273	A	East Carolina	48 69								
10	A	South Carolina	32 112	349	H	Florida A&M	74 61								
218	A	Jacksonville	43 87												

Non-Div I Games: Mars Hill 89 31

USC Upstate

■ Loss, 
 ■ Non-Conf, 
 ■ S Site, 
 ■ Home 
 ■ A Away 
 N Neutral



Average RPI Win:	<b>223</b>	WON-LOST	WINNING	LAST 10	STRENGTH OF	OPP. STRENGTH	TEAM	ADJ.	CONF.	ADJ CONF.
Average RPI Loss:	<b>25</b>	RECORD	PCT. RANK	GAMES	SCHEDULE	OF SCHEDULE	RPI	RPI	RPI	RPI
DIV. I ONLY	<b>5- 4</b>	<b>140</b>	<b>5-4</b>	<b>99</b>	<b>22</b>	<b>77</b>	<b>77</b>	<b>23</b>	<b>23</b>	
DIV. I NON-CONF.	<b>5- 4</b>	<b>142</b>	<b>5-4</b>	<b>98</b>	<b>22</b>	<b>77</b>	<b>77</b>	<b>23</b>	<b>23</b>	
TOTALS	RPI 1-25	RPI 26-50	W-L RECORDS	RPI 51-100	RPI 101-150	RPI 150+				
5- 4	0- 2	0- 1	OVERALL	1- 1	0- 0	4- 0				
2- 0	0- 0	0- 0	HOME	1- 0	0- 0	1- 0				
3- 1	0- 1	0- 0	AWAY	0- 0	0- 0	3- 0				
0- 3	0- 1	0- 1	NEUTRAL	0- 1	0- 0	0- 0				
5- 4	0- 2	0- 1	NON-CONFERENCE	1- 1	0- 0	4- 0				
2- 0	0- 0	0- 0	HOME	1- 0	0- 0	1- 0				
3- 1	0- 1	0- 0	AWAY	0- 0	0- 0	3- 0				
0- 3	0- 1	0- 1	NEUTRAL	0- 1	0- 0	0- 0				
0- 0	0- 0	0- 0	CONFERENCE	0- 0	0- 0	0- 0				
0- 0	0- 0	0- 0	HOME	0- 0	0- 0	0- 0				
0- 0	0- 0	0- 0	AWAY	0- 0	0- 0	0- 0				
0- 0	0- 0	0- 0	NEUTRAL	0- 0	0- 0	0- 0				

RPI 1-25				RPI 26-50				RPI 51-100				Team's RPI: 77	RPI 101+			
RPI	S	Opponent	Score	RPI	S	Opponent	Score	RPI	S	Opponent	Score		RPI	S	Opponent	Score
5	N	Louisville	67 <b>76</b>	28	N	Oregon	54 <b>91</b>	57	N	Oklahoma St.	47 <b>60</b>		195	A	North Texas	68 49
8	A	Northwestern	47 <b>74</b>					98	H	Wright St.	68 62		220	A	Kansas St.	57 53
													272	A	Grambling	88 54
													330	H	Chicago St.	84 53
LAST 10 Division I																
57	N	Oklahoma St.	47 <b>60</b>	8	A	Northwestern	47 <b>74</b>									
28	N	Oregon	54 <b>91</b>	98	H	Wright St.	68 62									
5	N	Louisville	67 <b>76</b>	195	A	North Texas	68 49									
220	A	Kansas St.	57 53	330	H	Chicago St.	84 53									
272	A	Grambling	88 54													

Non-Div I Games:

UT Arlington



Average RPI Win:	215	WON-LOST	WINNING	LAST 10	STRENGTH OF	OPP. STRENGTH	TEAM	ADJ.	CONF.	ADJ CONF.
Average RPI Loss:	32	RECORD	PCT. RANK	GAMES	SCHEDULE	OF SCHEDULE	RPI	RPI	RPI	RPI
DIV. I ONLY	4- 5	189	4-5	139	17	150	150	21	21	
DIV. I NON-CONF.	4- 5	189	4-5	139	17	150	150	21	21	
TOTALS	RPI 1-25	RPI 26-50	W-L RECORDS	RPI 51-100	RPI 101-150	RPI 150+				
4- 5	0- 3	0- 1	OVERALL	1- 1	0- 0	3- 0				
4- 0	0- 0	0- 0	HOME	1- 0	0- 0	3- 0				
0- 5	0- 3	0- 1	AWAY	0- 1	0- 0	0- 0				
0- 0	0- 0	0- 0	NEUTRAL	0- 0	0- 0	0- 0				
4- 5	0- 3	0- 1	NON-CONFERENCE	1- 1	0- 0	3- 0				
4- 0	0- 0	0- 0	HOME	1- 0	0- 0	3- 0				
0- 5	0- 3	0- 1	AWAY	0- 1	0- 0	0- 0				
0- 0	0- 0	0- 0	NEUTRAL	0- 0	0- 0	0- 0				
0- 0	0- 0	0- 0	CONFERENCE	0- 0	0- 0	0- 0				
0- 0	0- 0	0- 0	HOME	0- 0	0- 0	0- 0				
0- 0	0- 0	0- 0	AWAY	0- 0	0- 0	0- 0				
0- 0	0- 0	0- 0	NEUTRAL	0- 0	0- 0	0- 0				

RPI 1-25				RPI 26-50				RPI 51-100				RPI 101+ Team's RPI: 150			
RPI	S	Opponent	Score	RPI	S	Opponent	Score	RPI	S	Opponent	Score	RPI	S	Opponent	Score
9	A	Gonzaga	55 78	29	A	Saint Louis	50 56	82	H	IUPUI	57 51	188	H	Samford	80 75
12	A	Mississippi St.	46 82					87	A	Southern Ill.	59 70	280	H	Chattanooga	78 51
24	A	Illinois St.	47 70									311	H	Lipscomb	83 67
LAST 10 Division I															
24	A	Illinois St.	47 70	311	H	Lipscomb	83 67								
82	H	IUPUI	57 51	280	H	Chattanooga	78 51								
188	H	Samford	80 75	87	A	Southern Ill.	59 70								
9	A	Gonzaga	55 78	29	A	Saint Louis	50 56								
12	A	Mississippi St.	46 82												

Non-Div I Games:

UT Martin

■ Loss, 
 ■ Non-Conf, S Site, 
 ■ Home 
 ■ Away 
 N Neutral



Average RPI Win:	289	WON-LOST	WINNING	LAST 10	STRENGTH OF	OPP. STRENGTH	TEAM	ADJ.	CONF.	ADJ CONF.
Average RPI Loss:	87	RECORD	PCT. RANK	GAMES	SCHEDULE	OF SCHEDULE	RPI	RPI	RPI	RPI
DIV. I ONLY	7- 2	55	7-2	283	301	196	196	14	14	
DIV. I NON-CONF.	7- 2	55	7-2	282	302	196	196	14	14	
TOTALS	RPI 1-25	RPI 26-50	W-L RECORDS	RPI 51-100	RPI 101-150	RPI 150+				
7- 2	0- 0	0- 0	OVERALL	0- 1	0- 1	7- 0				
6- 2	0- 0	0- 0	HOME	0- 1	0- 1	6- 0				
1- 0	0- 0	0- 0	AWAY	0- 0	0- 0	1- 0				
0- 0	0- 0	0- 0	NEUTRAL	0- 0	0- 0	0- 0				
7- 2	0- 0	0- 0	NON-CONFERENCE	0- 1	0- 1	7- 0				
6- 2	0- 0	0- 0	HOME	0- 1	0- 1	6- 0				
1- 0	0- 0	0- 0	AWAY	0- 0	0- 0	1- 0				
0- 0	0- 0	0- 0	NEUTRAL	0- 0	0- 0	0- 0				
0- 0	0- 0	0- 0	CONFERENCE	0- 0	0- 0	0- 0				
0- 0	0- 0	0- 0	HOME	0- 0	0- 0	0- 0				
0- 0	0- 0	0- 0	AWAY	0- 0	0- 0	0- 0				
0- 0	0- 0	0- 0	NEUTRAL	0- 0	0- 0	0- 0				

RPI 1-25				RPI 26-50				RPI 51-100				RPI 101+				Team's RPI: 196	
RPI	S	Opponent	Score	RPI	S	Opponent	Score	RPI	S	Opponent	Score	RPI	S	Opponent	Score		
								58	H	Arizona	43	54	116	H	New Mexico	78	93
												242	H	UC Riverside	63	50	
												248	H	Western Mich.	76	46	
												251	H	Weber St.	70	51	
												317	H	Alcorn	92	47	
												318	A	New Mexico St.	63	57	
												318	H	New Mexico St.	65	45	
												326	H	Georgia St.	71	68	
LAST 10 Division I																	
				318	H	New Mexico St.	65	45	58	H	Arizona	43	54				
				116	H	New Mexico	78	93	251	H	Weber St.	70	51				
				317	H	Alcorn	92	47	326	H	Georgia St.	71	68				
				318	A	New Mexico St.	63	57	248	H	Western Mich.	76	46				
				242	H	UC Riverside	63	50									

Non-Div I Games:

UTEP



Average RPI Win:	345	WON-LOST	WINNING	LAST 10	STRENGTH OF	OPP. STRENGTH	TEAM	ADJ.	CONF.	ADJ CONF.
Average RPI Loss:	149	RECORD	PCT. RANK	GAMES	SCHEDULE	OF SCHEDULE	RPI	RPI	RPI	RPI
DIV. I ONLY	1- 4	298	1-4	342	248	346	346	32	32	
DIV. I NON-CONF.	1- 4	298	1-4	342	250	346	346	32	32	
TOTALS	RPI 1-25	RPI 26-50	W-L RECORDS	RPI 51-100	RPI 101-150	RPI 150+				
1- 4	0- 0	0- 0	OVERALL	0- 1	0- 1	1- 2				
1- 2	0- 0	0- 0	HOME	0- 1	0- 0	1- 1				
0- 2	0- 0	0- 0	AWAY	0- 0	0- 1	0- 1				
0- 0	0- 0	0- 0	NEUTRAL	0- 0	0- 0	0- 0				
1- 4	0- 0	0- 0	NON-CONFERENCE	0- 1	0- 1	1- 2				
1- 2	0- 0	0- 0	HOME	0- 1	0- 0	1- 1				
0- 2	0- 0	0- 0	AWAY	0- 0	0- 1	0- 1				
0- 0	0- 0	0- 0	NEUTRAL	0- 0	0- 0	0- 0				
0- 0	0- 0	0- 0	CONFERENCE	0- 0	0- 0	0- 0				
0- 0	0- 0	0- 0	HOME	0- 0	0- 0	0- 0				
0- 0	0- 0	0- 0	AWAY	0- 0	0- 0	0- 0				
0- 0	0- 0	0- 0	NEUTRAL	0- 0	0- 0	0- 0				

RPI 1-25				RPI 26-50				RPI 51-100				RPI 101+				Team's RPI: 346	
RPI	S	Opponent	Score	RPI	S	Opponent	Score	RPI	S	Opponent	Score	RPI	S	Opponent	Score		
								59	H	Texas Southern	44	71	142	A	Texas	69	85
													198	A	A&M-Corpus Christi	50	61
													198	H	A&M-Corpus Christi	54	59
													345	H	UTSA	75	64
LAST 10 Division I																	
								198	H	A&M-Corpus Christi	54	59					
								345	H	UTSA	75	64					
								198	A	A&M-Corpus Christi	50	61					
								142	A	Texas	69	85					
								59	H	Texas Southern	44	71					

Non-Div I Games: Tex. A&M Int'l 72 56 Tex. A&M-Kingsville 66 45 Texas Lutheran 98 46 Minot St. 75 56

UTRGV

Loss, Non-Conf, S Site, H Home A Away N Neutral



Average RPI Win:	348	WON-LOST	WINNING	LAST 10	STRENGTH OF	OPP. STRENGTH	TEAM	ADJ.	CONF.	ADJ CONF.
Average RPI Loss:	189	RECORD	PCT. RANK	GAMES	SCHEDULE	OF SCHEDULE	RPI	RPI	RPI	RPI
DIV. I ONLY	1- 6	312	1-6	334	296	345	345	14	14	
DIV. I NON-CONF.	1- 6	311	1-6	334	296	345	345	14	14	
TOTALS	RPI 1-25	RPI 26-50	W-L RECORDS	RPI 51-100	RPI 101-150	RPI 150+				
1- 6	0- 0	0- 0	OVERALL	0- 0	0- 2	1- 4				
1- 1	0- 0	0- 0	HOME	0- 0	0- 0	1- 1				
0- 4	0- 0	0- 0	AWAY	0- 0	0- 2	0- 2				
0- 1	0- 0	0- 0	NEUTRAL	0- 0	0- 0	0- 1				
1- 6	0- 0	0- 0	NON-CONFERENCE	0- 0	0- 2	1- 4				
1- 1	0- 0	0- 0	HOME	0- 0	0- 0	1- 1				
0- 4	0- 0	0- 0	AWAY	0- 0	0- 2	0- 2				
0- 1	0- 0	0- 0	NEUTRAL	0- 0	0- 0	0- 1				
0- 0	0- 0	0- 0	CONFERENCE	0- 0	0- 0	0- 0				
0- 0	0- 0	0- 0	HOME	0- 0	0- 0	0- 0				
0- 0	0- 0	0- 0	AWAY	0- 0	0- 0	0- 0				
0- 0	0- 0	0- 0	NEUTRAL	0- 0	0- 0	0- 0				

RPI 1-25				RPI 26-50				RPI 51-100				RPI 101+ Team's RPI: 345			
RPI	S	Opponent	Score	RPI	S	Opponent	Score	RPI	S	Opponent	Score	RPI	S	Opponent	Score
												106	A	Texas St.	69 74
												142	A	Texas	53 84
												165	A	Hawaii	50 62
												184	N	Utah	45 91
												193	H	Sam Houston St.	77 81
												346	A	UTRGV	64 75
												348	H	Incarnate Word	63 56
LAST 10 Division I															
				193	H	Sam Houston St.	77 81					142	A	Texas	53 84
				106	A	Texas St.	69 74					348	H	Incarnate Word	63 56
				346	A	UTRGV	64 75								
				184	N	Utah	45 91								
				165	A	Hawaii	50 62								

Non-Div I Games: Southwest (NM) 79 62 Concordia (TX) 73 44

UTSA

Loss, Non-Conf, S Site, H Home A Away N Neutral



Average RPI Win:	226	WON-LOST	WINNING	LAST 10	STRENGTH OF	OPP. STRENGTH	TEAM	ADJ.	CONF.	ADJ CONF.
Average RPI Loss:	117	RECORD	PCT. RANK	GAMES	SCHEDULE	OF SCHEDULE	RPI	RPI	RPI	RPI
DIV. I ONLY	6- 4	122	6-4	260	120	184	184	1	1	
DIV. I NON-CONF.	6- 4	121	6-4	260	119	180	180	1	1	
TOTALS	RPI 1-25	RPI 26-50	W-L RECORDS	RPI 51-100	RPI 101-150	RPI 150+				
6- 4	0- 1	0- 1	OVERALL	1- 0	0- 1	5- 1				
3- 2	0- 1	0- 1	HOME	0- 0	0- 0	3- 0				
1- 2	0- 0	0- 0	AWAY	0- 0	0- 1	1- 1				
2- 0	0- 0	0- 0	NEUTRAL	1- 0	0- 0	1- 0				
6- 4	0- 1	0- 1	NON-CONFERENCE	1- 0	0- 1	5- 1				
3- 2	0- 1	0- 1	HOME	0- 0	0- 0	3- 0				
1- 2	0- 0	0- 0	AWAY	0- 0	0- 1	1- 1				
2- 0	0- 0	0- 0	NEUTRAL	1- 0	0- 0	1- 0				
0- 0	0- 0	0- 0	CONFERENCE	0- 0	0- 0	0- 0				
0- 0	0- 0	0- 0	HOME	0- 0	0- 0	0- 0				
0- 0	0- 0	0- 0	AWAY	0- 0	0- 0	0- 0				
0- 0	0- 0	0- 0	NEUTRAL	0- 0	0- 0	0- 0				

RPI 1-25				RPI 26-50				RPI 51-100				RPI 101+ Team's RPI: 184			
RPI	S	Opponent	Score	RPI	S	Opponent	Score	RPI	S	Opponent	Score	RPI	S	Opponent	Score
19	H	South Dakota	81 84	38	H	Providence	60 67	59	N	Texas Southern	61 52	134	A	Cincinnati	62 68
												182	A	BYU	77 73
												222	H	Oral Roberts	78 58
												223	H	Eastern Wash.	87 49
												275	A	Xavier	63 70
												325	H	Nevada	68 62
												345	N	UTSA	91 45
LAST 10 Division I															
182	A	BYU	77 73	38	H	Providence	60 67	325	H	Nevada	68 62	222	H	Oral Roberts	78 58
345	N	UTSA	91 45	59	N	Texas Southern	61 52	275	A	Xavier	63 70	134	A	Cincinnati	62 68
223	H	Eastern Wash.	87 49	19	H	South Dakota	81 84								

Non-Div I Games:

Utah



Average RPI Win:	266	WON-LOST	WINNING	LAST 10	STRENGTH OF	OPP. STRENGTH	TEAM	ADJ.	CONF.	ADJ CONF.
Average RPI Loss:	134	RECORD	PCT. RANK	GAMES	SCHEDULE	OF SCHEDULE	RPI	RPI	RPI	RPI
DIV. I ONLY	3- 7	244	3-7	97	272	216	216	22	22	
DIV. I NON-CONF.	3- 5	219	3-5	135	222	191	191	22	22	
TOTALS	RPI 1-25	RPI 26-50	W-L RECORDS	RPI 51-100	RPI 101-150	RPI 150+				
3- 7	0- 1	0- 1	OVERALL	0- 0	0- 0	3- 5				
2- 2	0- 0	0- 0	HOME	0- 0	0- 0	2- 2				
1- 5	0- 1	0- 1	AWAY	0- 0	0- 0	1- 3				
0- 0	0- 0	0- 0	NEUTRAL	0- 0	0- 0	0- 0				
3- 5	0- 1	0- 1	NON-CONFERENCE	0- 0	0- 0	3- 3				
2- 1	0- 0	0- 0	HOME	0- 0	0- 0	2- 1				
1- 4	0- 1	0- 1	AWAY	0- 0	0- 0	1- 2				
0- 0	0- 0	0- 0	NEUTRAL	0- 0	0- 0	0- 0				
0- 2	0- 0	0- 0	CONFERENCE	0- 0	0- 0	0- 2				
0- 1	0- 0	0- 0	HOME	0- 0	0- 0	0- 1				
0- 1	0- 0	0- 0	AWAY	0- 0	0- 0	0- 1				
0- 0	0- 0	0- 0	NEUTRAL	0- 0	0- 0	0- 0				

RPI 1-25				RPI 26-50				RPI 51-100				RPI 101+ Team's RPI: 216			
RPI	S	Opponent	Score	RPI	S	Opponent	Score	RPI	S	Opponent	Score	RPI	S	Opponent	Score
4	A	Oregon St.	46 75	28	A	Oregon	52 109					163	H	San Jose St.	61 76
												168	H	Portland	64 70
												170	A	Fresno St.	64 76
												182	A	BYU	50 67
												195	H	North Texas	66 55
												225	A	Cal St. Fullerton	62 83
												260	A	Long Beach St.	56 48
												344	H	Seattle U	70 63
LAST 10 Division I															
				163	H	San Jose St.	61 76			195	H	North Texas	66	55	
				182	A	BYU	50 67			4	A	Oregon St.	46	75	
				225	A	Cal St. Fullerton	62 83			170	A	Fresno St.	64	76	
				260	A	Long Beach St.	56 48			344	H	Seattle U	70	63	
				28	A	Oregon	52 109			168	H	Portland	64	70	

Non-Div I Games: Dixie St. 61 49

Utah St.



## Utah Valley

Through Games Of Dec. 17, 2019

Average RPI Win:	0	WON-LOST	WINNING	LAST 10	STRENGTH OF	OPP. STRENGTH	TEAM	ADJ.	CONF.	ADJ CONF.
Average RPI Loss:	215	RECORD	PCT. RANK	GAMES	SCHEDULE	OF SCHEDULE	RPI	RPI	RPI	RPI
DIV. I ONLY	0- 9	336	0-9	330	240	347	347	32	32	
DIV. I NON-CONF.	0- 9	336	0-9	330	240	347	347	32	32	
TOTALS	RPI 1-25	RPI 26-50	W-L RECORDS	RPI 51-100	RPI 101-150	RPI 150+				
0- 9	0- 0	0- 0	OVERALL	0- 1	0- 0	0- 8				
0- 4	0- 0	0- 0	HOME	0- 0	0- 0	0- 4				
0- 5	0- 0	0- 0	AWAY	0- 1	0- 0	0- 4				
0- 0	0- 0	0- 0	NEUTRAL	0- 0	0- 0	0- 0				
0- 9	0- 0	0- 0	NON-CONFERENCE	0- 1	0- 0	0- 8				
0- 4	0- 0	0- 0	HOME	0- 0	0- 0	0- 4				
0- 5	0- 0	0- 0	AWAY	0- 1	0- 0	0- 4				
0- 0	0- 0	0- 0	NEUTRAL	0- 0	0- 0	0- 0				
0- 0	0- 0	0- 0	CONFERENCE	0- 0	0- 0	0- 0				
0- 0	0- 0	0- 0	HOME	0- 0	0- 0	0- 0				
0- 0	0- 0	0- 0	AWAY	0- 0	0- 0	0- 0				
0- 0	0- 0	0- 0	NEUTRAL	0- 0	0- 0	0- 0				

RPI 1-25			RPI 26-50			RPI 51-100			RPI 101+			Team's RPI: 347
RPI	S	Opponent	Score	RPI	S	Opponent	Score	RPI	S	Opponent	Score	
						66 A Boise St.	69 77			177 H Southern Utah	58 71	
										179 H Montana	52 63	
										182 A BYU	57 71	
										241 H Idaho St.	61 88	
										242 A UC Riverside	53 67	
										251 A Weber St.	46 72	
										276 A UC Santa Barbara	51 59	
										325 H Nevada	57 60	
LAST 10 Division I												
						241 H Idaho St.	61 88			251 A Weber St.	46 72	
						66 A Boise St.	69 77			182 A BYU	57 71	
						242 A UC Riverside	53 67			179 H Montana	52 63	
						325 H Nevada	57 60			276 A UC Santa Barbara	51 59	
						177 H Southern Utah	58 71					

Non-Div I Games: Antelope Valley 77 61

Utah Valley

■ Loss, 
 ■ Non-Conf, 
 S Site, 
 ■ Home 
 ■ Away 
 N Neutral



Average RPI Win:	221	WON-LOST	WINNING	LAST 10	STRENGTH OF	OPP. STRENGTH	TEAM	ADJ.	CONF.	ADJ CONF.
Average RPI Loss:	121	RECORD	PCT. RANK	GAMES	SCHEDULE	OF SCHEDULE	RPI	RPI	RPI	RPI
DIV. I ONLY	4- 6	208	4-6	98	202	191	191	10	10	
DIV. I NON-CONF.	4- 6	208	4-6	97	202	188	188	10	10	
TOTALS	RPI 1-25	RPI 26-50	W-L RECORDS	RPI 51-100	RPI 101-150	RPI 150+				
4- 6	0- 0	0- 0	OVERALL	1- 2	0- 2	3- 2				
3- 2	0- 0	0- 0	HOME	1- 0	0- 1	2- 1				
0- 4	0- 0	0- 0	AWAY	0- 2	0- 1	0- 1				
1- 0	0- 0	0- 0	NEUTRAL	0- 0	0- 0	1- 0				
4- 6	0- 0	0- 0	NON-CONFERENCE	1- 2	0- 2	3- 2				
3- 2	0- 0	0- 0	HOME	1- 0	0- 1	2- 1				
0- 4	0- 0	0- 0	AWAY	0- 2	0- 1	0- 1				
1- 0	0- 0	0- 0	NEUTRAL	0- 0	0- 0	1- 0				
0- 0	0- 0	0- 0	CONFERENCE	0- 0	0- 0	0- 0				
0- 0	0- 0	0- 0	HOME	0- 0	0- 0	0- 0				
0- 0	0- 0	0- 0	AWAY	0- 0	0- 0	0- 0				
0- 0	0- 0	0- 0	NEUTRAL	0- 0	0- 0	0- 0				

RPI 1-25				RPI 26-50				RPI 51-100				RPI 101+				Team's RPI: 191	
RPI	S	Opponent	Score	RPI	S	Opponent	Score	RPI	S	Opponent	Score	RPI	S	Opponent	Score		
								63	A	Boston College	52	87	118	A	South Fla.	55	77
								65	A	Seton Hall	33	53	134	H	Cincinnati	56	58
								78	H	Old Dominion	62	49	166	H	William & Mary	55	69
													181	A	Southern Miss.	39	51
													263	N	Omaha	74	66
													269	H	Appalachian St.	66	38
													273	H	East Carolina	53	40
LAST 10 Division I																	
				263	N	Omaha	74	66	78	H	Old Dominion	62	49				
				63	A	Boston College	52	87	166	H	William & Mary	55	69				
				273	H	East Carolina	53	40	134	H	Cincinnati	56	58				
				118	A	South Fla.	55	77	181	A	Southern Miss.	39	51				
				65	A	Seton Hall	33	53	269	H	Appalachian St.	66	38				

Non-Div I Games:

VCU



## Valparaiso

Through Games Of Dec. 17, 2019

Average RPI Win:	258	WON-LOST	WINNING	LAST 10	STRENGTH OF	OPP. STRENGTH	TEAM	ADJ.	CONF.	ADJ CONF.
Average RPI Loss:	45	RECORD	PCT. RANK	GAMES	SCHEDULE	OF SCHEDULE	RPI	RPI	RPI	RPI
DIV. I ONLY	6- 3	88	6-3	292	51	139	139	7	7	
DIV. I NON-CONF.	6- 3	86	6-3	293	51	139	139	7	7	
TOTALS	RPI 1-25	RPI 26-50	W-L RECORDS	RPI 51-100	RPI 101-150	RPI 150+				
6- 3	0- 2	0- 0	OVERALL	1- 0	0- 1	5- 0				
3- 0	0- 0	0- 0	HOME	1- 0	0- 0	2- 0				
3- 2	0- 1	0- 0	AWAY	0- 0	0- 1	3- 0				
0- 1	0- 1	0- 0	NEUTRAL	0- 0	0- 0	0- 0				
6- 3	0- 2	0- 0	NON-CONFERENCE	1- 0	0- 1	5- 0				
3- 0	0- 0	0- 0	HOME	1- 0	0- 0	2- 0				
3- 2	0- 1	0- 0	AWAY	0- 0	0- 1	3- 0				
0- 1	0- 1	0- 0	NEUTRAL	0- 0	0- 0	0- 0				
0- 0	0- 0	0- 0	CONFERENCE	0- 0	0- 0	0- 0				
0- 0	0- 0	0- 0	HOME	0- 0	0- 0	0- 0				
0- 0	0- 0	0- 0	AWAY	0- 0	0- 0	0- 0				
0- 0	0- 0	0- 0	NEUTRAL	0- 0	0- 0	0- 0				

RPI 1-25				RPI 26-50				RPI 51-100				RPI 101+ Team's RPI: 139			
RPI	S	Opponent	Score	RPI	S	Opponent	Score	RPI	S	Opponent	Score	RPI	S	Opponent	Score
8	A	Northwestern	48 69					93	H	Bowling Green	95 90	111	A	North Dakota	63 65
17	N	Ohio St.	38 89									254	A	Toledo	61 54
												271	A	North Dakota St.	66 54
												294	H	Morehead St.	55 53
												314	H	UIC	63 37
												322	A	Detroit Mercy	77 58
LAST 10 Division I															
				93	H	Bowling Green	95 90			294	H	Morehead St.	55 53		
				8	A	Northwestern	48 69			314	H	UIC	63 37		
				111	A	North Dakota	63 65			322	A	Detroit Mercy	77 58		
				271	A	North Dakota St.	66 54			254	A	Toledo	61 54		
				17	N	Ohio St.	38 89								

Non-Div I Games:

Valparaiso

■ Loss, 
 ■ Non-Conf, 
 S Site, 
 ■ Home 
 ■ Away 
 N Neutral



Average RPI Win: 220		WON-LOST	WINNING	LAST 10	STRENGTH OF	OPP. STRENGTH	TEAM	ADJ.	CONF.	ADJ CONF.
Average RPI Loss: 35		RECORD	PCT. RANK	GAMES	SCHEDULE	OF SCHEDULE	RPI	RPI	RPI	RPI
DIV. I ONLY		7- 3	74	7-3	74	224	86	86	5	5
DIV. I NON-CONF.		7- 3	75	7-3	73	224	87	87	5	5
TOTALS		RPI 1-25	RPI 26-50	W-L RECORDS	RPI 51-100	RPI 101-150	RPI 150+			
7- 3	0- 1		1- 1	OVERALL	0- 1	1- 0	5- 0			
6- 1	0- 1		1- 0	HOME	0- 0	1- 0	4- 0			
1- 0	0- 0		0- 0	AWAY	0- 0	0- 0	1- 0			
0- 2	0- 0		0- 1	NEUTRAL	0- 1	0- 0	0- 0			
7- 3	0- 1		1- 1	NON-CONFERENCE	0- 1	1- 0	5- 0			
6- 1	0- 1		1- 0	HOME	0- 0	1- 0	4- 0			
1- 0	0- 0		0- 0	AWAY	0- 0	0- 0	1- 0			
0- 2	0- 0		0- 1	NEUTRAL	0- 1	0- 0	0- 0			
0- 0	0- 0		0- 0	CONFERENCE	0- 0	0- 0	0- 0			
0- 0	0- 0		0- 0	HOME	0- 0	0- 0	0- 0			
0- 0	0- 0		0- 0	AWAY	0- 0	0- 0	0- 0			
0- 0	0- 0		0- 0	NEUTRAL	0- 0	0- 0	0- 0			

RPI 1-25				RPI 26-50				RPI 51-100				RPI 101+			
RPI	S	Opponent	Score	RPI	S	Opponent	Score	RPI	S	Opponent	Score	RPI	S	Opponent	Score
1	H	UConn	51 64	29	H	Saint Louis	62 50	65	N	Seton Hall	65 69	109	H	Furman	74 46
				39	N	Rutgers	56 62					186	H	Eastern Ky.	75 69
												256	H	Tennessee Tech	75 61
												292	H	Radford	80 46
												329	A	Tennessee St.	106 55
												341	H	Jacksonville St.	88 66
LAST 10 Division I															
109	H	Furman	74 46	186	H	Eastern Ky.	75 69	256	H	Tennessee Tech	75 61	65	N	Seton Hall	65 69
29	H	Saint Louis	62 50	39	N	Rutgers	56 62	329	A	Tennessee St.	106 55				
1	H	UConn	51 64												
292	H	Radford	80 46												
341	H	Jacksonville St.	88 66												

Non-Div I Games:

Vanderbilt

■ Loss, 
■ Non-Conf, S Site, 
■ Home 
■ Away 
N Neutral



Average RPI Win: 279		WON-LOST	WINNING	LAST 10	STRENGTH OF	OPP. STRENGTH	TEAM	ADJ.	CONF.	ADJ CONF.
Average RPI Loss: 108		RECORD	PCT. RANK	GAMES	SCHEDULE	OF SCHEDULE	RPI	RPI	RPI	RPI
DIV. I ONLY		4- 6	208	4-6	164	235	244	244	27	27
DIV. I NON-CONF.		4- 6	208	4-6	165	235	245	245	27	27
TOTALS		RPI 1-25	RPI 26-50	W-L RECORDS	RPI 51-100	RPI 101-150	RPI 150+			
4- 6	0- 0		0- 1	OVERALL	0- 1	0- 2	4- 2			
4- 2	0- 0		0- 0	HOME	0- 0	0- 0	4- 2			
0- 4	0- 0		0- 1	AWAY	0- 1	0- 2	0- 0			
0- 0	0- 0		0- 0	NEUTRAL	0- 0	0- 0	0- 0			
4- 6	0- 0		0- 1	NON-CONFERENCE	0- 1	0- 2	4- 2			
4- 2	0- 0		0- 0	HOME	0- 0	0- 0	4- 2			
0- 4	0- 0		0- 1	AWAY	0- 1	0- 2	0- 0			
0- 0	0- 0		0- 0	NEUTRAL	0- 0	0- 0	0- 0			
0- 0	0- 0		0- 0	CONFERENCE	0- 0	0- 0	0- 0			
0- 0	0- 0		0- 0	HOME	0- 0	0- 0	0- 0			
0- 0	0- 0		0- 0	AWAY	0- 0	0- 0	0- 0			
0- 0	0- 0		0- 0	NEUTRAL	0- 0	0- 0	0- 0			

RPI 1-25				RPI 26-50				RPI 51-100				RPI 101+				Team's RPI: 244	
RPI	S	Opponent	Score	RPI	S	Opponent	Score	RPI	S	Opponent	Score	RPI	S	Opponent	Score		
				42	A	Minnesota	58 90	56	A	Loyola Chicago	76 78	105	A	Dartmouth	55 72		
												117	A	Rhode Island	74 77		
												159	H	Massachusetts	49 83		
												167	H	Saint Francis (PA)	69 73		
												185	H	Navy	64 56		
												302	H	Bryant	71 66		
												306	H	NJIT	65 59		
												323	H	Canisius	76 53		
LAST 10 Division I																	
				185	H	Navy	64 56	306	H	NJIT	65 59						
				302	H	Bryant	71 66	323	H	Canisius	76 53						
				42	A	Minnesota	58 90	167	H	Saint Francis (PA)	69 73						
				56	A	Loyola Chicago	76 78	159	H	Massachusetts	49 83						
				105	A	Dartmouth	55 72	117	A	Rhode Island	74 77						

Non-Div I Games:	Norwich	86	40
------------------	---------	----	----

Vermont

■ Loss, ■ Non-Conf, S Site, H Home A Away N Neutral



Average RPI Win:	159	WON-LOST	WINNING	LAST 10	STRENGTH OF	OPP. STRENGTH	TEAM	ADJ.	CONF.	ADJ CONF.
Average RPI Loss:	107	RECORD	PCT. RANK	GAMES	SCHEDULE	OF SCHEDULE	RPI	RPI	RPI	RPI
DIV. I ONLY	4- 5	189	4-5	113	59	136	136	6	6	
DIV. I NON-CONF.	4- 5	189	4-5	111	59	136	136	6	6	
TOTALS	RPI 1-25	RPI 26-50	W-L RECORDS	RPI 51-100	RPI 101-150	RPI 150+				
4- 5	0- 0	1- 0	OVERALL	0- 4	0- 0	3- 1				
2- 2	0- 0	0- 0	HOME	0- 2	0- 0	2- 0				
2- 3	0- 0	1- 0	AWAY	0- 2	0- 0	1- 1				
0- 0	0- 0	0- 0	NEUTRAL	0- 0	0- 0	0- 0				
4- 5	0- 0	1- 0	NON-CONFERENCE	0- 4	0- 0	3- 1				
2- 2	0- 0	0- 0	HOME	0- 2	0- 0	2- 0				
2- 3	0- 0	1- 0	AWAY	0- 2	0- 0	1- 1				
0- 0	0- 0	0- 0	NEUTRAL	0- 0	0- 0	0- 0				
0- 0	0- 0	0- 0	CONFERENCE	0- 0	0- 0	0- 0				
0- 0	0- 0	0- 0	HOME	0- 0	0- 0	0- 0				
0- 0	0- 0	0- 0	AWAY	0- 0	0- 0	0- 0				
0- 0	0- 0	0- 0	NEUTRAL	0- 0	0- 0	0- 0				

RPI S	Opponent	Score	RPI S	Opponent	Score	RPI S	Opponent	Score	RPI S	Opponent	Score	Team's RPI: 136
49	A Georgia	63 58	61	A Drexel	52 54	155	A Fordham	73 66				
			67	A Temple	69 74	176	H Saint Joseph's	60 44				
			73	H James Madison	52 56	245	A American	54 76				
			90	H George Washington	56 68	255	H Manhattan	63 51				
LAST 10 Division I												
155	A Fordham	73 66	67	A Temple	69 74							
245	A American	54 76	176	H Saint Joseph's	60 44							
73	H James Madison	52 56	61	A Drexel	52 54							
90	H George Washington	56 68	49	A Georgia	63 58							
			255	H Manhattan	63 51							

Non-Div I Games:

Villanova



Average RPI Win:	121	WON-LOST	WINNING	LAST 10	STRENGTH OF	OPP. STRENGTH	TEAM	ADJ.	CONF.	ADJ CONF.
Average RPI Loss:	40	RECORD	PCT. RANK	GAMES	SCHEDULE	OF SCHEDULE	RPI	RPI	RPI	RPI
DIV. I ONLY	4- 5	189	4-5	1	166	23	23	3	3	
DIV. I NON-CONF.	4- 5	189	4-5	1	166	23	23	3	3	
TOTALS	RPI 1-25	RPI 26-50	W-L RECORDS	RPI 51-100	RPI 101-150	RPI 150+				
4- 5	0- 1	0- 2	OVERALL	2- 2	1- 0	1- 0				
3- 2	0- 0	0- 1	HOME	2- 1	1- 0	0- 0				
1- 3	0- 1	0- 1	AWAY	0- 1	0- 0	1- 0				
0- 0	0- 0	0- 0	NEUTRAL	0- 0	0- 0	0- 0				
4- 5	0- 1	0- 2	NON-CONFERENCE	2- 2	1- 0	1- 0				
3- 2	0- 0	0- 1	HOME	2- 1	1- 0	0- 0				
1- 3	0- 1	0- 1	AWAY	0- 1	0- 0	1- 0				
0- 0	0- 0	0- 0	NEUTRAL	0- 0	0- 0	0- 0				
0- 0	0- 0	0- 0	CONFERENCE	0- 0	0- 0	0- 0				
0- 0	0- 0	0- 0	HOME	0- 0	0- 0	0- 0				
0- 0	0- 0	0- 0	AWAY	0- 0	0- 0	0- 0				
0- 0	0- 0	0- 0	NEUTRAL	0- 0	0- 0	0- 0				

RPI 1-25				RPI 26-50				RPI 51-100				RPI 101+			
RPI	S	Opponent	Score	RPI	S	Opponent	Score	RPI	S	Opponent	Score	RPI	S	Opponent	Score
1	A	UConn	44 83	27	H	UCLA	62 73	54	H	Kentucky	47 50	107	H	Bucknell	84 60
				39	A	Rutgers	63 73	73	H	James Madison	55 49	226	A	CSUN	72 47
								78	H	Old Dominion	56 53				
								79	A	Southern California	49 59				
LAST 10 Division I															
				39	A	Rutgers	63 73	27	H	UCLA	62 73				
				226	A	CSUN	72 47	73	H	James Madison	55 49				
				79	A	Southern California	49 59	78	H	Old Dominion	56 53				
				107	H	Bucknell	84 60	1	A	UConn	44 83				
								54	H	Kentucky	47 50				

Non-Div I Games:

Virginia

■ Loss, 
 ■ Non-Conf, S Site, 
 ■ Home 
 ■ Away 
 N Neutral



Average RPI Win:	150	WON-LOST	WINNING	LAST 10	STRENGTH OF	OPP. STRENGTH	TEAM	ADJ.	CONF.	ADJ CONF.
Average RPI Loss:	49	RECORD	PCT. RANK	GAMES	SCHEDULE	OF SCHEDULE	RPI	RPI	RPI	RPI
DIV. I ONLY	8- 1	27	8-1	144	30	32	32	3	3	
DIV. I NON-CONF.	8- 1	27	8-1	144	30	32	32	3	3	
TOTALS	RPI 1-25	RPI 26-50	W-L RECORDS	RPI 51-100	RPI 101-150	RPI 150+				
8- 1	1- 0	0- 1	OVERALL	0- 0	2- 0	5- 0				
6- 0	1- 0	0- 0	HOME	0- 0	1- 0	4- 0				
1- 0	0- 0	0- 0	AWAY	0- 0	0- 0	1- 0				
1- 1	0- 0	0- 1	NEUTRAL	0- 0	1- 0	0- 0				
8- 1	1- 0	0- 1	NON-CONFERENCE	0- 0	2- 0	5- 0				
6- 0	1- 0	0- 0	HOME	0- 0	1- 0	4- 0				
1- 0	0- 0	0- 0	AWAY	0- 0	0- 0	1- 0				
1- 1	0- 0	0- 1	NEUTRAL	0- 0	1- 0	0- 0				
0- 0	0- 0	0- 0	CONFERENCE	0- 0	0- 0	0- 0				
0- 0	0- 0	0- 0	HOME	0- 0	0- 0	0- 0				
0- 0	0- 0	0- 0	AWAY	0- 0	0- 0	0- 0				
0- 0	0- 0	0- 0	NEUTRAL	0- 0	0- 0	0- 0				

RPI 1-25				RPI 26-50				Team's RPI: 32	RPI 51-100				RPI 101+			
RPI	S	Opponent	Score	RPI	S	Opponent	Score		RPI	S	Opponent	Score	RPI	S	Opponent	Score
21	H	Purdue	67 54	49	N	Georgia	72 77						112	N	Belmont	60 58
													114	H	Davidson	88 68
													167	H	Saint Francis (PA)	105 41
													169	H	Gardner-Webb	87 65
													172	A	George Mason	77 58
													180	H	Liberty	73 69
													261	H	UMES	86 43
LAST 10 Division I																
169	H	Gardner-Webb	87 65	49	N	Georgia	72 77		112	N	Belmont	60 58				
21	H	Purdue	67 54						114	H	Davidson	88 68				
172	A	George Mason	77 58						261	H	UMES	86 43				
167	H	Saint Francis (PA)	105 41						180	H	Liberty	73 69				

Non-Div I Games:

Virginia Tech

■ Loss, 
■ Non-Conf, S Site, 
■ Home 
■ Away 
N Neutral



Average RPI Win:	319	WON-LOST	WINNING	LAST 10	STRENGTH OF	OPP. STRENGTH	TEAM	ADJ.	CONF.	ADJ CONF.
Average RPI Loss:	96	RECORD	PCT. RANK	GAMES	SCHEDULE	OF SCHEDULE	RPI	RPI	RPI	RPI
DIV. I ONLY	3- 4	200	3-4	95	333	210	210	29	29	
DIV. I NON-CONF.	3- 4	200	3-4	95	333	210	210	29	29	
TOTALS	RPI 1-25	RPI 26-50	W-L RECORDS	RPI 51-100	RPI 101-150	RPI 150+				
3- 4	0- 0	0- 1	OVERALL	0- 2	0- 0	3- 1				
3- 1	0- 0	0- 0	HOME	0- 1	0- 0	3- 0				
0- 3	0- 0	0- 1	AWAY	0- 1	0- 0	0- 1				
0- 0	0- 0	0- 0	NEUTRAL	0- 0	0- 0	0- 0				
3- 4	0- 0	0- 1	NON-CONFERENCE	0- 2	0- 0	3- 1				
3- 1	0- 0	0- 0	HOME	0- 1	0- 0	3- 0				
0- 3	0- 0	0- 1	AWAY	0- 1	0- 0	0- 1				
0- 0	0- 0	0- 0	NEUTRAL	0- 0	0- 0	0- 0				
0- 0	0- 0	0- 0	CONFERENCE	0- 0	0- 0	0- 0				
0- 0	0- 0	0- 0	HOME	0- 0	0- 0	0- 0				
0- 0	0- 0	0- 0	AWAY	0- 0	0- 0	0- 0				
0- 0	0- 0	0- 0	NEUTRAL	0- 0	0- 0	0- 0				

RPI 1-25				RPI 26-50				RPI 51-100				RPI 101+				Team's RPI: 210	
RPI	S	Opponent	Score	RPI	S	Opponent	Score	RPI	S	Opponent	Score	RPI	S	Opponent	Score		
				44	A	Maryland	56 119	92	A	Butler	58 74	151	A	Youngstown St.	42 64		
								97	H	Stony Brook	45 66	306	H	NJIT	61 59		
												319	H	Saint Peter's	90 89		
												331	H	UMBC	67 60		
LAST 10 Division I																	
				97	H	Stony Brook	45 66	331	H	UMBC	67 60						
				151	A	Youngstown St.	42 64	319	H	Saint Peter's	90 89						
				306	H	NJIT	61 59	92	A	Butler	58 74						
								44	A	Maryland	56 119						

Non-Div I Games: Staten Island 81 57

Wagner



Average RPI Win: 255		WON-LOST	WINNING	LAST 10	STRENGTH OF	OPP. STRENGTH	TEAM	ADJ.	CONF.	ADJ CONF.
Average RPI Loss: 124		RECORD	PCT. RANK	GAMES	SCHEDULE	OF SCHEDULE	RPI	RPI	RPI	RPI
DIV. I ONLY		5- 4	140	5-4	214	222	199	199	3	3
DIV. I NON-CONF.		5- 4	142	5-4	213	221	199	199	3	3
TOTALS	RPI 1-25	RPI 26-50			W-L RECORDS		RPI 51-100	RPI 101-150	RPI 150+	
5- 4	0- 0	0- 1			OVERALL		0- 1	0- 1	5- 1	
4- 2	0- 0	0- 1			HOME		0- 0	0- 1	4- 0	
1- 2	0- 0	0- 0			AWAY		0- 1	0- 0	1- 1	
0- 0	0- 0	0- 0			NEUTRAL		0- 0	0- 0	0- 0	
5- 4	0- 0	0- 1			NON-CONFERENCE		0- 1	0- 1	5- 1	
4- 2	0- 0	0- 1			HOME		0- 0	0- 1	4- 0	
1- 2	0- 0	0- 0			AWAY		0- 1	0- 0	1- 1	
0- 0	0- 0	0- 0			NEUTRAL		0- 0	0- 0	0- 0	
0- 0	0- 0	0- 0			CONFERENCE		0- 0	0- 0	0- 0	
0- 0	0- 0	0- 0			HOME		0- 0	0- 0	0- 0	
0- 0	0- 0	0- 0			AWAY		0- 0	0- 0	0- 0	
0- 0	0- 0	0- 0			NEUTRAL		0- 0	0- 0	0- 0	

[illegible]

Non-Div I Games:

Wake Forest

■ Loss, ■ Non-Conf, S Site, H Home A Away N Neutral



Average RPI Win: 190		WON-LOST	WINNING	LAST 10	STRENGTH OF	OPP. STRENGTH	TEAM	ADJ.	CONF.	ADJ CONF.
Average RPI Loss: 168		RECORD	PCT. RANK	GAMES	SCHEDULE	OF SCHEDULE	RPI	RPI	RPI	RPI
DIV. I ONLY		7- 2	55	7-2	209	132	110	110	1	1
DIV. I NON-CONF.		7- 2	55	7-2	208	130	111	111	1	1
TOTALS	RPI 1-25	RPI 26-50		W-L RECORDS		RPI 51-100	RPI 101-150	RPI 150+		
7- 2	1- 0	0- 0		OVERALL		1- 0	0- 0	5- 2		
3- 2	0- 0	0- 0		HOME		1- 0	0- 0	2- 2		
1- 0	0- 0	0- 0		AWAY		0- 0	0- 0	1- 0		
3- 0	1- 0	0- 0		NEUTRAL		0- 0	0- 0	2- 0		
7- 2	1- 0	0- 0		NON-CONFERENCE		1- 0	0- 0	5- 2		
3- 2	0- 0	0- 0		HOME		1- 0	0- 0	2- 2		
1- 0	0- 0	0- 0		AWAY		0- 0	0- 0	1- 0		
3- 0	1- 0	0- 0		NEUTRAL		0- 0	0- 0	2- 0		
0- 0	0- 0	0- 0		CONFERENCE		0- 0	0- 0	0- 0		
0- 0	0- 0	0- 0		HOME		0- 0	0- 0	0- 0		
0- 0	0- 0	0- 0		AWAY		0- 0	0- 0	0- 0		
0- 0	0- 0	0- 0		NEUTRAL		0- 0	0- 0	0- 0		

RPI 1-25					
RPI	S	Opponent	Score		
18	N	Iowa	70	63	
RPI 26-50					
RPI	S	Opponent	Score		
RPI 51-100					
RPI	S	Opponent	Score		
76	H	CSU Bakersfield	80	49	
RPI 101+					
RPI	S	Opponent	Score		
165	H	Hawaii	50	62	
171	H	Tulane	62	64	
211	A	San Diego	65	47	
212	N	Howard	75	58	
221	N	Iona	65	34	
251	H	Weber St.	94	41	
344	H	Seattle U	78	46	
Team's RPI: 110					
LAST 10 Division I					
18	N	Iowa	70	63	
212	N	Howard	75	58	
221	N	Iona	65	34	
344	H	Seattle U	78	46	
251	H	Weber St.	94	41	
211	A	San Diego	65	47	
165	H	Hawaii	50	62	
171	H	Tulane	62	64	
76	H	CSU Bakersfield	80	49	

Non-Div I Games:

Washington

■ Loss, ■ Non-Conf, S Site, H Home A Away N Neutral



Average RPI Win:	210	WON-LOST	WINNING	LAST 10	STRENGTH OF	OPP. STRENGTH	TEAM	ADJ.	CONF.	ADJ CONF.
Average RPI Loss:	13	RECORD	PCT. RANK	GAMES	SCHEDULE	OF SCHEDULE	RPI	RPI	RPI	RPI
DIV. I ONLY	6- 4	122	6-4	44	57	81	81	1	1	
DIV. I NON-CONF.	6- 4	121	6-4	44	57	81	81	1	1	
TOTALS	RPI 1-25	RPI 26-50	W-L RECORDS	RPI 51-100	RPI 101-150	RPI 150+				
6- 4	0- 4	0- 0	OVERALL	1- 0	0- 0	5- 0				
5- 1	0- 1	0- 0	HOME	0- 0	0- 0	5- 0				
1- 0	0- 0	0- 0	AWAY	1- 0	0- 0	0- 0				
0- 3	0- 3	0- 0	NEUTRAL	0- 0	0- 0	0- 0				
6- 4	0- 4	0- 0	NON-CONFERENCE	1- 0	0- 0	5- 0				
5- 1	0- 1	0- 0	HOME	0- 0	0- 0	5- 0				
1- 0	0- 0	0- 0	AWAY	1- 0	0- 0	0- 0				
0- 3	0- 3	0- 0	NEUTRAL	0- 0	0- 0	0- 0				
0- 0	0- 0	0- 0	CONFERENCE	0- 0	0- 0	0- 0				
0- 0	0- 0	0- 0	HOME	0- 0	0- 0	0- 0				
0- 0	0- 0	0- 0	AWAY	0- 0	0- 0	0- 0				
0- 0	0- 0	0- 0	NEUTRAL	0- 0	0- 0	0- 0				

RPI 1-25				RPI 26-50				RPI 51-100				RPI 101+			
RPI	S	Opponent	Score	RPI	S	Opponent	Score	RPI	S	Opponent	Score	RPI	S	Opponent	Score
9	H	Gonzaga	53 76					66	A	Boise St.	80 68	182	H	BYU	67 50
10	N	South Carolina	53 68									189	H	UC Irvine	87 59
11	N	Indiana	44 78									226	H	CSUN	71 61
22	N	Baylor	66 89									298	H	Pepperdine	85 48
												300	H	Ark.-Pine Bluff	85 56
LAST 10 Division I															
				11	N	Indiana	44 78	189	H	UC Irvine	87 59				
				10	N	South Carolina	53 68	9	H	Gonzaga	53 76				
				22	N	Baylor	66 89	300	H	Ark.-Pine Bluff	85 56				
				226	H	CSUN	71 61	182	H	BYU	67 50				
				66	A	Boise St.	80 68	298	H	Pepperdine	85 48				

Non-Div I Games:

Washington St.

■ Loss, 
 ■ Non-Conf, S Site, 
 ■ Home 
 ■ Away 
 N Neutral



Average RPI Win:	295	WON-LOST	WINNING	LAST 10	STRENGTH OF	OPP. STRENGTH	TEAM	ADJ.	CONF.	ADJ CONF.
Average RPI Loss:	143	RECORD	PCT. RANK	GAMES	SCHEDULE	OF SCHEDULE	RPI	RPI	RPI	RPI
DIV. I ONLY	2- 6	270	2-6	168	250	251	251	18	18	
DIV. I NON-CONF.	2- 6	269	2-6	169	252	252	252	18	18	
TOTALS	RPI 1-25	RPI 26-50	W-L RECORDS	RPI 51-100	RPI 101-150	RPI 150+				
2- 6	0- 0	0- 2	OVERALL	0- 0	0- 1	2- 3				
1- 1	0- 0	0- 0	HOME	0- 0	0- 0	1- 1				
1- 5	0- 0	0- 2	AWAY	0- 0	0- 1	1- 2				
0- 0	0- 0	0- 0	NEUTRAL	0- 0	0- 0	0- 0				
2- 6	0- 0	0- 2	NON-CONFERENCE	0- 0	0- 1	2- 3				
1- 1	0- 0	0- 0	HOME	0- 0	0- 0	1- 1				
1- 5	0- 0	0- 2	AWAY	0- 0	0- 1	1- 2				
0- 0	0- 0	0- 0	NEUTRAL	0- 0	0- 0	0- 0				
0- 0	0- 0	0- 0	CONFERENCE	0- 0	0- 0	0- 0				
0- 0	0- 0	0- 0	HOME	0- 0	0- 0	0- 0				
0- 0	0- 0	0- 0	AWAY	0- 0	0- 0	0- 0				
0- 0	0- 0	0- 0	NEUTRAL	0- 0	0- 0	0- 0				

RPI S	Opponent	Score	RPI S	Opponent	Score	RPI S	Opponent	Score	RPI S	Opponent	Score	Team's RPI: 251
27	A UCLA	45 85	27	A UCLA	45 85	110	A Washington	41 94	110	A Washington	41 94	
36	A Pacific	53 76	36	A Pacific	53 76	168	H Portland	59 78	168	H Portland	59 78	
						196	A UTEP	51 70	196	A UTEP	51 70	
						242	A UC Riverside	64 54	242	A UC Riverside	64 54	
						318	A New Mexico St.	47 77	318	A New Mexico St.	47 77	
						347	H Utah Valley	72 46	347	H Utah Valley	72 46	
LAST 10 Division I												
242	A UC Riverside	64 54	347	H Utah Valley	72 46	242	A UC Riverside	64 54	347	H Utah Valley	72 46	
36	A Pacific	53 76	318	A New Mexico St.	47 77	36	A Pacific	53 76	318	A New Mexico St.	47 77	
110	A Washington	41 94	196	A UTEP	51 70	110	A Washington	41 94	196	A UTEP	51 70	
168	H Portland	59 78				168	H Portland	59 78				
27	A UCLA	45 85				27	A UCLA	45 85				

Non-Div I Games:

Weber St.



Average RPI Win:	197	WON-LOST	WINNING	LAST 10	STRENGTH OF	OPP. STRENGTH	TEAM	ADJ.	CONF.	ADJ CONF.
Average RPI Loss:	7	RECORD	PCT. RANK	GAMES	SCHEDULE	OF SCHEDULE	RPI	RPI	RPI	RPI
DIV. I ONLY	7- 1	39	7-1	198	72	53	53	4	4	
DIV. I NON-CONF.	7- 1	39	7-1	198	73	53	53	4	4	
TOTALS	RPI 1-25	RPI 26-50	W-L RECORDS	RPI 51-100	RPI 101-150	RPI 150+				
7- 1	1- 1	0- 0	OVERALL	0- 0	1- 0	5- 0				
4- 0	0- 0	0- 0	HOME	0- 0	0- 0	4- 0				
1- 0	1- 0	0- 0	AWAY	0- 0	0- 0	0- 0				
2- 1	0- 1	0- 0	NEUTRAL	0- 0	1- 0	1- 0				
7- 1	1- 1	0- 0	NON-CONFERENCE	0- 0	1- 0	5- 0				
4- 0	0- 0	0- 0	HOME	0- 0	0- 0	4- 0				
1- 0	1- 0	0- 0	AWAY	0- 0	0- 0	0- 0				
2- 1	0- 1	0- 0	NEUTRAL	0- 0	1- 0	1- 0				
0- 0	0- 0	0- 0	CONFERENCE	0- 0	0- 0	0- 0				
0- 0	0- 0	0- 0	HOME	0- 0	0- 0	0- 0				
0- 0	0- 0	0- 0	AWAY	0- 0	0- 0	0- 0				
0- 0	0- 0	0- 0	NEUTRAL	0- 0	0- 0	0- 0				

RPI 1-25				RPI 26-50				RPI 51-100				Team's RPI: 53	RPI 101+			
RPI	S	Opponent	Score	RPI	S	Opponent	Score	RPI	S	Opponent	Score		RPI	S	Opponent	Score
7	N	Creighton	75 82										116	N	New Mexico	73 60
12	A	Mississippi St.	71 65										167	H	Saint Francis (PA)	74 45
													200	N	Norfolk St.	72 55
													267	H	Presbyterian	56 40
													292	H	Radford	74 37
													328	H	Coppin St.	82 47
LAST 10 Division I																
				292	H	Radford	74 37						200	N	Norfolk St.	72 55
				267	H	Presbyterian	56 40						12	A	Mississippi St.	71 65
				167	H	Saint Francis (PA)	74 45						116	N	New Mexico	73 60
													7	N	Creighton	75 82
													328	H	Coppin St.	82 47

Non-Div I Games:

West Virginia



Average RPI Win:	332	WON-LOST	WINNING	LAST 10	STRENGTH OF	OPP. STRENGTH	TEAM	ADJ.	CONF.	ADJ CONF.
Average RPI Loss:	190	RECORD	PCT. RANK	GAMES	SCHEDULE	OF SCHEDULE	RPI	RPI	RPI	RPI
DIV. I ONLY	1- 10	334	1-9	163	348	327	327	26	26	
DIV. I NON-CONF.	1- 10	334	1-9	164	348	326	326	26	26	
TOTALS	RPI 1-25	RPI 26-50	W-L RECORDS	RPI 51-100	RPI 101-150	RPI 150+				
1- 10	0- 0	0- 0	OVERALL	0- 1	0- 3	1- 6				
1- 5	0- 0	0- 0	HOME	0- 0	0- 2	1- 3				
0- 5	0- 0	0- 0	AWAY	0- 1	0- 1	0- 3				
0- 0	0- 0	0- 0	NEUTRAL	0- 0	0- 0	0- 0				
1- 10	0- 0	0- 0	NON-CONFERENCE	0- 1	0- 3	1- 6				
1- 5	0- 0	0- 0	HOME	0- 0	0- 2	1- 3				
0- 5	0- 0	0- 0	AWAY	0- 1	0- 1	0- 3				
0- 0	0- 0	0- 0	NEUTRAL	0- 0	0- 0	0- 0				
0- 0	0- 0	0- 0	CONFERENCE	0- 0	0- 0	0- 0				
0- 0	0- 0	0- 0	HOME	0- 0	0- 0	0- 0				
0- 0	0- 0	0- 0	AWAY	0- 0	0- 0	0- 0				
0- 0	0- 0	0- 0	NEUTRAL	0- 0	0- 0	0- 0				

RPI 1-25				RPI 26-50				RPI 51-100				RPI 101+				Team's RPI: 327	
RPI	S	Opponent	Score	RPI	S	Opponent	Score	RPI	S	Opponent	Score	RPI	S	Opponent	Score		
								80	A	North Carolina	55	92	114	A	Davidson	51	101
												148	H	Coastal Caro.	43	66	
												149	H	Cleveland St.	61	68	
												169	A	Gardner-Webb	62	88	
												192	H	Campbell	40	61	
												201	A	Elon	24	68	
												256	H	Tennessee Tech	58	62	
												293	H	UNC Asheville	47	64	
												301	A	USC Upstate	62	70	
												332	H	Charleston So.	69	64	
LAST 10 Division I																	
256	H	Tennessee Tech	58	62	332	H	Charleston So.	69	64								
149	H	Cleveland St.	61	68	169	A	Gardner-Webb	62	88								
192	H	Campbell	40	61	148	H	Coastal Caro.	43	66								
301	A	USC Upstate	62	70	114	A	Davidson	51	101								
201	A	Elon	24	68	293	H	UNC Asheville	47	64								

Non-Div I Games: UVa-Wise 64 55

Western Caro.

■ Loss, 
 ■ Non-Conf, 
 ■ S Site, 
 ■ H Home 
 ■ A Away 
 N Neutral



Average RPI Win:	248	WON-LOST	WINNING	LAST 10	STRENGTH OF	OPP. STRENGTH	TEAM	ADJ.	CONF.	ADJ CONF.
Average RPI Loss:	57	RECORD	PCT. RANK	GAMES	SCHEDULE	OF SCHEDULE	RPI	RPI	RPI	RPI
DIV. I ONLY	3- 5	219	3-5	175	47	187	187	16	16	
DIV. I NON-CONF.	3- 5	219	3-5	176	48	183	183	16	16	
TOTALS	RPI 1-25	RPI 26-50	W-L RECORDS	RPI 51-100	RPI 101-150	RPI 150+				
3- 5	0- 3	0- 0	OVERALL	0- 1	0- 0	3- 1				
2- 1	0- 0	0- 0	HOME	0- 1	0- 0	2- 0				
1- 4	0- 3	0- 0	AWAY	0- 0	0- 0	1- 1				
0- 0	0- 0	0- 0	NEUTRAL	0- 0	0- 0	0- 0				
3- 5	0- 3	0- 0	NON-CONFERENCE	0- 1	0- 0	3- 1				
2- 1	0- 0	0- 0	HOME	0- 1	0- 0	2- 0				
1- 4	0- 3	0- 0	AWAY	0- 0	0- 0	1- 1				
0- 0	0- 0	0- 0	NEUTRAL	0- 0	0- 0	0- 0				
0- 0	0- 0	0- 0	CONFERENCE	0- 0	0- 0	0- 0				
0- 0	0- 0	0- 0	HOME	0- 0	0- 0	0- 0				
0- 0	0- 0	0- 0	AWAY	0- 0	0- 0	0- 0				
0- 0	0- 0	0- 0	NEUTRAL	0- 0	0- 0	0- 0				

RPI 1-25				RPI 26-50				RPI 51-100				RPI 101+ Team's RPI: 187			
RPI	S	Opponent	Score	RPI	S	Opponent	Score	RPI	S	Opponent	Score	RPI	S	Opponent	Score
21	A	Purdue	59 66					52	H	Bradley	49 84	161	H	Southeast Mo. St.	97 91
24	A	Illinois St.	65 78									162	A	Missouri	89 97
25	A	Drake	75 94									252	H	Indiana St.	83 72
												330	A	Chicago St.	88 78
LAST 10 Division I															
161	H	Southeast Mo. St.	97 91	24	A	Illinois St.	65 78	52	H	Bradley	49 84				
330	A	Chicago St.	88 78	25	A	Drake	75 94	21	A	Purdue	59 66				
162	A	Missouri	89 97					252	H	Indiana St.	83 72				

Non-Div I Games: Culver-Stockton 82 76 Ill.-Springfield 91 51 Mo. Baptist 90 69

Western Ill.



Average RPI Win:	170	WON-LOST	WINNING	LAST 10	STRENGTH OF	OPP. STRENGTH	TEAM	ADJ.	CONF.	ADJ CONF.
Average RPI Loss:	76	RECORD	PCT. RANK	GAMES	SCHEDULE	OF SCHEDULE	RPI	RPI	RPI	RPI
DIV. I ONLY	8- 2	46	8-2	206	8	45	45	14	14	
DIV. I NON-CONF.	8- 2	46	8-2	205	8	45	45	14	14	
TOTALS	RPI 1-25	RPI 26-50	W-L RECORDS	RPI 51-100	RPI 101-150	RPI 150+				
8- 2	0- 1	1- 0	OVERALL	1- 0	2- 1	4- 0				
4- 0	0- 0	1- 0	HOME	1- 0	1- 0	1- 0				
3- 2	0- 1	0- 0	AWAY	0- 0	1- 1	2- 0				
1- 0	0- 0	0- 0	NEUTRAL	0- 0	0- 0	1- 0				
8- 2	0- 1	1- 0	NON-CONFERENCE	1- 0	2- 1	4- 0				
4- 0	0- 0	1- 0	HOME	1- 0	1- 0	1- 0				
3- 2	0- 1	0- 0	AWAY	0- 0	1- 1	2- 0				
1- 0	0- 0	0- 0	NEUTRAL	0- 0	0- 0	1- 0				
0- 0	0- 0	0- 0	CONFERENCE	0- 0	0- 0	0- 0				
0- 0	0- 0	0- 0	HOME	0- 0	0- 0	0- 0				
0- 0	0- 0	0- 0	AWAY	0- 0	0- 0	0- 0				
0- 0	0- 0	0- 0	NEUTRAL	0- 0	0- 0	0- 0				

RPI 1-25				RPI 26-50				Team's RPI: 45	RPI 51-100				RPI 101+			
RPI	S	Opponent	Score	RPI	S	Opponent	Score		RPI	S	Opponent	Score	RPI	S	Opponent	Score
5	A	Louisville	56 75	40	H	Oklahoma	74 63		72	H	Central Mich.	93 58	112	H	Belmont	77 46
													127	A	Ball St.	91 86
													147	A	Saint Mary's (CA)	73 80
													188	A	Samford	88 84
													249	H	Little Rock	77 58
													274	N	Tulsa	76 63
													297	A	Mercer	75 62
LAST 10 Division I																
188	A	Samford	88 84	274	N	Tulsa	76 63									
127	A	Ball St.	91 86	249	H	Little Rock	77 58									
40	H	Oklahoma	74 63	72	H	Central Mich.	93 58									
147	A	Saint Mary's (CA)	73 80	112	H	Belmont	77 46									
5	A	Louisville	56 75	297	A	Mercer	75 62									

Non-Div I Games:

Western Ky.

■ Loss, 
 ■ Non-Conf, S Site, 
 ■ Home 
 ■ Away 
 N Neutral



Average RPI Win:	321	WON-LOST	WINNING	LAST 10	STRENGTH OF	OPP. STRENGTH	TEAM	ADJ.	CONF.	ADJ CONF.
Average RPI Loss:	124	RECORD	PCT. RANK	GAMES	SCHEDULE	OF SCHEDULE	RPI	RPI	RPI	RPI
DIV. I ONLY	4- 3	135	4-3	318	236	248	248	11	11	
DIV. I NON-CONF.	4- 3	136	4-3	318	236	249	249	11	11	
TOTALS	RPI 1-25	RPI 26-50	W-L RECORDS	RPI 51-100	RPI 101-150	RPI 150+				
4- 3	0- 0	0- 1	OVERALL	0- 0	0- 1	4- 1				
2- 1	0- 0	0- 0	HOME	0- 0	0- 1	2- 0				
1- 2	0- 0	0- 1	AWAY	0- 0	0- 0	1- 1				
1- 0	0- 0	0- 0	NEUTRAL	0- 0	0- 0	1- 0				
4- 3	0- 0	0- 1	NON-CONFERENCE	0- 0	0- 1	4- 1				
2- 1	0- 0	0- 0	HOME	0- 0	0- 1	2- 0				
1- 2	0- 0	0- 1	AWAY	0- 0	0- 0	1- 1				
1- 0	0- 0	0- 0	NEUTRAL	0- 0	0- 0	1- 0				
0- 0	0- 0	0- 0	CONFERENCE	0- 0	0- 0	0- 0				
0- 0	0- 0	0- 0	HOME	0- 0	0- 0	0- 0				
0- 0	0- 0	0- 0	AWAY	0- 0	0- 0	0- 0				
0- 0	0- 0	0- 0	NEUTRAL	0- 0	0- 0	0- 0				

RPI 1-25			RPI 26-50			RPI 51-100			RPI 101+			Team's RPI: 248
RPI	S	Opponent	Score	RPI	S	Opponent	Score	RPI	S	Opponent	Score	
				47	A	Michigan	55 76					
								130	H	Fla. Atlantic	79 80	
								196	A	UTEP	46 76	
								314	A	UIC	80 52	
								318	N	New Mexico St.	79 76	
								322	H	Detroit Mercy	82 67	
								330	H	Chicago St.	90 69	
LAST 10 Division I												
				330	H	Chicago St.	90 69	130	H	Fla. Atlantic	79 80	
				314	A	UIC	80 52	322	H	Detroit Mercy	82 67	
				318	N	New Mexico St.	79 76	47	A	Michigan	55 76	
				196	A	UTEP	46 76					

Non-Div I Games: Kentucky St. 80 41

Western Mich.



Average RPI Win:	203	WON-LOST	WINNING	LAST 10	STRENGTH OF	OPP. STRENGTH	TEAM	ADJ.	CONF.	ADJ CONF.
Average RPI Loss:	71	RECORD	PCT. RANK	GAMES	SCHEDULE	OF SCHEDULE	RPI	RPI	RPI	RPI
DIV. I ONLY	6- 4	122	6-4	238	9	143	143	9	9	
DIV. I NON-CONF.	6- 4	121	6-4	238	9	143	143	9	9	
TOTALS	RPI 1-25	RPI 26-50	W-L RECORDS	RPI 51-100	RPI 101-150	RPI 150+				
6- 4	0- 2	1- 0	OVERALL	0- 1	0- 0	5- 1				
5- 1	0- 0	1- 0	HOME	0- 1	0- 0	4- 0				
1- 3	0- 2	0- 0	AWAY	0- 0	0- 0	1- 1				
0- 0	0- 0	0- 0	NEUTRAL	0- 0	0- 0	0- 0				
6- 4	0- 2	1- 0	NON-CONFERENCE	0- 1	0- 0	5- 1				
5- 1	0- 0	1- 0	HOME	0- 1	0- 0	4- 0				
1- 3	0- 2	0- 0	AWAY	0- 0	0- 0	1- 1				
0- 0	0- 0	0- 0	NEUTRAL	0- 0	0- 0	0- 0				
0- 0	0- 0	0- 0	CONFERENCE	0- 0	0- 0	0- 0				
0- 0	0- 0	0- 0	HOME	0- 0	0- 0	0- 0				
0- 0	0- 0	0- 0	AWAY	0- 0	0- 0	0- 0				
0- 0	0- 0	0- 0	NEUTRAL	0- 0	0- 0	0- 0				

RPI 1-25				RPI 26-50				RPI 51-100				RPI 101+ Team's RPI: 143			
RPI	S	Opponent	Score	RPI	S	Opponent	Score	RPI	S	Opponent	Score	RPI	S	Opponent	Score
3	A	Missouri St.	55 68	40	H	Oklahoma	88 83	51	H	UNI	50 61	202	H	Eastern Mich.	63 52
7	A	Creighton	46 56									214	H	Houston Baptist	59 42
												222	A	Oral Roberts	66 79
												228	A	Louisiana Tech	88 80
												231	H	Southern U.	69 63
												300	H	Ark.-Pine Bluff	100 50
LAST 10 Division I															
202	H	Eastern Mich.	63 52	300	H	Ark.-Pine Bluff	100 50	7	A	Creighton	46 56				
3	A	Missouri St.	55 68	231	H	Southern U.	69 63	222	A	Oral Roberts	66 79				
40	H	Oklahoma	88 83	51	H	UNI	50 61								
214	H	Houston Baptist	59 42												
228	A	Louisiana Tech	88 80												

Non-Div I Games:

Wichita St.



William & Mary

Through Games Of Dec. 17, 2019

Average RPI Win:	263	WON-LOST	WINNING	LAST 10	STRENGTH OF	OPP. STRENGTH	TEAM	ADJ.	CONF.	ADJ CONF.
Average RPI Loss:	62	RECORD	PCT. RANK	GAMES	SCHEDULE	OF SCHEDULE	RPI	RPI	RPI	RPI
DIV. I ONLY	7- 2	55	7-2	331	89	166	166	20	20	
DIV. I NON-CONF.	7- 2	55	7-2	331	89	165	165	20	20	
TOTALS	RPI 1-25	RPI 26-50	W-L RECORDS	RPI 51-100	RPI 101-150	RPI 150+				
7- 2	0- 0	0- 1	OVERALL	0- 1	0- 0	7- 0				
3- 1	0- 0	0- 0	HOME	0- 1	0- 0	3- 0				
4- 1	0- 0	0- 1	AWAY	0- 0	0- 0	4- 0				
0- 0	0- 0	0- 0	NEUTRAL	0- 0	0- 0	0- 0				
7- 2	0- 0	0- 1	NON-CONFERENCE	0- 1	0- 0	7- 0				
3- 1	0- 0	0- 0	HOME	0- 1	0- 0	3- 0				
4- 1	0- 0	0- 1	AWAY	0- 0	0- 0	4- 0				
0- 0	0- 0	0- 0	NEUTRAL	0- 0	0- 0	0- 0				
0- 0	0- 0	0- 0	CONFERENCE	0- 0	0- 0	0- 0				
0- 0	0- 0	0- 0	HOME	0- 0	0- 0	0- 0				
0- 0	0- 0	0- 0	AWAY	0- 0	0- 0	0- 0				
0- 0	0- 0	0- 0	NEUTRAL	0- 0	0- 0	0- 0				

RPI S	Opponent	Score	RPI S	Opponent	Score	RPI S	Opponent	Score	RPI S	Opponent	Score	Team's RPI: 166
46	A Richmond	73 76	78	H Old Dominion	58 69	191	A VCU	69 55	232	A Delaware St.	73 52	
						261	H UMES	78 50	268	A Army West Point	77 65	
						273	A East Carolina	78 68	288	H Hartford	61 44	
						331	H UMBC	76 48				
LAST 10 Division I												
232	A Delaware St.	73 52	191	A VCU	69 55							
288	H Hartford	61 44	78	H Old Dominion	58 69							
331	H UMBC	76 48	261	H UMES	78 50							
46	A Richmond	73 76	268	A Army West Point	77 65							
273	A East Carolina	78 68										

Non-Div I Games:

William & Mary

Loss, Non-Conf, S Site, H Home A Away N Neutral



## Winthrop

Through Games Of Dec. 17, 2019

Average RPI Win:	314	WON-LOST	WINNING	LAST 10	STRENGTH OF	OPP. STRENGTH	TEAM	ADJ.	CONF.	ADJ CONF.
Average RPI Loss:	206	RECORD	PCT. RANK	GAMES	SCHEDULE	OF SCHEDULE	RPI	RPI	RPI	RPI
DIV. I ONLY	2- 6	270	2-6	319	279	321	321	30	30	
DIV. I NON-CONF.	2- 6	269	2-6	319	278	321	321	30	30	
TOTALS	RPI 1-25	RPI 26-50	W-L RECORDS	RPI 51-100	RPI 101-150	RPI 150+				
2- 6	0- 0	0- 0	OVERALL	0- 2	0- 0	2- 4				
0- 3	0- 0	0- 0	HOME	0- 0	0- 0	0- 3				
2- 2	0- 0	0- 0	AWAY	0- 2	0- 0	2- 0				
0- 1	0- 0	0- 0	NEUTRAL	0- 0	0- 0	0- 1				
2- 6	0- 0	0- 0	NON-CONFERENCE	0- 2	0- 0	2- 4				
0- 3	0- 0	0- 0	HOME	0- 0	0- 0	0- 3				
2- 2	0- 0	0- 0	AWAY	0- 2	0- 0	2- 0				
0- 1	0- 0	0- 0	NEUTRAL	0- 0	0- 0	0- 1				
0- 0	0- 0	0- 0	CONFERENCE	0- 0	0- 0	0- 0				
0- 0	0- 0	0- 0	HOME	0- 0	0- 0	0- 0				
0- 0	0- 0	0- 0	AWAY	0- 0	0- 0	0- 0				
0- 0	0- 0	0- 0	NEUTRAL	0- 0	0- 0	0- 0				

RPI S	Opponent	Score	RPI S	Opponent	Score	RPI S	Opponent	Score	RPI S	Opponent	Score	Team's RPI: 321
						54 A	Kentucky	36 91	221 H	Iona	61 68	
						78 A	Old Dominion	44 68	287 N	Wofford	59 60	
									290 H	Ga. Southern	47 91	
									303 H	Col. of Charleston	73 84	
									304 A	UNCW	75 63	
									324 A	N.C. Central	56 46	
LAST 10 Division I												
			290 H	Ga. Southern	47 91	304 A	UNCW	75 63				
			287 N	Wofford	59 60	54 A	Kentucky	36 91				
			78 A	Old Dominion	44 68	303 H	Col. of Charleston	73 84				
			324 A	N.C. Central	56 46							
			221 H	Iona	61 68							

Non-Div I Games:

Winthrop

■ Loss, 
 ■ Non-Conf, 
 S Site, 
 ■ Home 
 ■ Away 
 N Neutral



Average RPI Win:	215	WON-LOST	WINNING	LAST 10	STRENGTH OF	OPP. STRENGTH	TEAM	ADJ.	CONF.	ADJ CONF.
Average RPI Loss:	39	RECORD	PCT. RANK	GAMES	SCHEDULE	OF SCHEDULE	RPI	RPI	RPI	RPI
DIV. I ONLY	7- 3	74	7-3	102	148	64	64	2	2	
DIV. I NON-CONF.	7- 3	75	7-3	101	146	64	64	2	2	
TOTALS	RPI 1-25	RPI 26-50	W-L RECORDS	RPI 51-100	RPI 101-150	RPI 150+				
7- 3	0- 0	0- 3	OVERALL	1- 0	1- 0	5- 0				
5- 0	0- 0	0- 0	HOME	1- 0	0- 0	4- 0				
1- 2	0- 0	0- 2	AWAY	0- 0	0- 0	1- 0				
1- 1	0- 0	0- 1	NEUTRAL	0- 0	1- 0	0- 0				
7- 3	0- 0	0- 3	NON-CONFERENCE	1- 0	1- 0	5- 0				
5- 0	0- 0	0- 0	HOME	1- 0	0- 0	4- 0				
1- 2	0- 0	0- 2	AWAY	0- 0	0- 0	1- 0				
1- 1	0- 0	0- 1	NEUTRAL	0- 0	1- 0	0- 0				
0- 0	0- 0	0- 0	CONFERENCE	0- 0	0- 0	0- 0				
0- 0	0- 0	0- 0	HOME	0- 0	0- 0	0- 0				
0- 0	0- 0	0- 0	AWAY	0- 0	0- 0	0- 0				
0- 0	0- 0	0- 0	NEUTRAL	0- 0	0- 0	0- 0				

RPI 1-25				RPI 26-50				RPI 51-100				Team's RPI: 64		RPI 101+			
RPI	S	Opponent	Score	RPI	S	Opponent	Score	RPI	S	Opponent	Score	RPI	S	Opponent	Score		
				31	A	Georgia Tech	41 60	91	H	North Florida	75 62	127	N	Ball St.	67 56		
				37	N	Arkansas	64 68					204	H	Milwaukee	71 40		
				48	A	Colorado	57 74					250	H	Eastern Ill.	63 55		
												271	A	North Dakota St.	64 63		
												277	H	Alabama St.	85 67		
												287	H	Wofford	78 65		
LAST 10 Division I																	
				250	H	Eastern Ill.	63 55	277	H	Alabama St.	85 67						
				204	H	Milwaukee	71 40	271	A	North Dakota St.	64 63						
				48	A	Colorado	57 74	31	A	Georgia Tech	41 60						
				287	H	Wofford	78 65	37	N	Arkansas	64 68						
				91	H	North Florida	75 62	127	N	Ball St.	67 56						

Non-Div I Games:

Wisconsin



Average RPI Win:	293	WON-LOST	WINNING	LAST 10	STRENGTH OF	OPP. STRENGTH	TEAM	ADJ.	CONF.	ADJ CONF.
Average RPI Loss:	175	RECORD	PCT. RANK	GAMES	SCHEDULE	OF SCHEDULE	RPI	RPI	RPI	RPI
DIV. I ONLY	4- 6	208	4-6	243	308	287	287	26	26	
DIV. I NON-CONF.	4- 6	208	4-6	243	309	287	287	26	26	
TOTALS	RPI 1-25	RPI 26-50	W-L RECORDS	RPI 51-100	RPI 101-150	RPI 150+				
4- 6	0- 0	0- 0	OVERALL	0- 1	0- 2	4- 3				
3- 3	0- 0	0- 0	HOME	0- 0	0- 1	3- 2				
0- 3	0- 0	0- 0	AWAY	0- 1	0- 1	0- 1				
1- 0	0- 0	0- 0	NEUTRAL	0- 0	0- 0	1- 0				
4- 6	0- 0	0- 0	NON-CONFERENCE	0- 1	0- 2	4- 3				
3- 3	0- 0	0- 0	HOME	0- 0	0- 1	3- 2				
0- 3	0- 0	0- 0	AWAY	0- 1	0- 1	0- 1				
1- 0	0- 0	0- 0	NEUTRAL	0- 0	0- 0	1- 0				
0- 0	0- 0	0- 0	CONFERENCE	0- 0	0- 0	0- 0				
0- 0	0- 0	0- 0	HOME	0- 0	0- 0	0- 0				
0- 0	0- 0	0- 0	AWAY	0- 0	0- 0	0- 0				
0- 0	0- 0	0- 0	NEUTRAL	0- 0	0- 0	0- 0				

RPI 1-25			RPI 26-50			RPI 51-100			RPI 101+			Team's RPI: 287
RPI	S	Opponent	Score	RPI	S	Opponent	Score	RPI	S	Opponent	Score	
						64 A Wisconsin	65 78	108 A Auburn		82 84		
								148 H Coastal Caro.		73 78		
								169 A Gardner-Webb		53 67		
								267 H Presbyterian		67 60		
								269 H Appalachian St.		51 54		
								290 H Ga. Southern		57 70		
								291 H Longwood		79 76		
								293 H UNC Asheville		75 38		
								321 N Winthrop		60 59		
LAST 10 Division I												
291 H		Longwood	79 76	293 H		UNC Asheville	75 38					
148 H		Coastal Caro.	73 78	269 H		Appalachian St.	51 54					
169 A		Gardner-Webb	53 67	290 H		Ga. Southern	57 70					
64 A		Wisconsin	65 78	267 H		Presbyterian	67 60					
108 A		Auburn	82 84	321 N		Winthrop	60 59					

Non-Div I Games: Erskine 100 38 UNKNOWN 89 38

Wofford

Loss, Non-Conf, S Site, H Home A Away N Neutral



Average RPI Win:	207	WON-LOST	WINNING	LAST 10	STRENGTH OF	OPP. STRENGTH	TEAM	ADJ.	CONF.	ADJ CONF.
Average RPI Loss:	64	RECORD	PCT. RANK	GAMES	SCHEDULE	OF SCHEDULE	RPI	RPI	RPI	RPI
DIV. I ONLY	4- 4	164	4-4	92	139	98	98	15	15	
DIV. I NON-CONF.	4- 4	165	4-4	92	138	99	99	15	15	
TOTALS	RPI 1-25	RPI 26-50	W-L RECORDS	RPI 51-100	RPI 101-150	RPI 150+				
4- 4	0- 0	0- 2	OVERALL	1- 1	0- 1	3- 0				
1- 1	0- 0	0- 1	HOME	1- 0	0- 0	0- 0				
2- 2	0- 0	0- 0	AWAY	0- 1	0- 1	2- 0				
1- 1	0- 0	0- 1	NEUTRAL	0- 0	0- 0	1- 0				
4- 4	0- 0	0- 2	NON-CONFERENCE	1- 1	0- 1	3- 0				
1- 1	0- 0	0- 1	HOME	1- 0	0- 0	0- 0				
2- 2	0- 0	0- 0	AWAY	0- 1	0- 1	2- 0				
1- 1	0- 0	0- 1	NEUTRAL	0- 0	0- 0	1- 0				
0- 0	0- 0	0- 0	CONFERENCE	0- 0	0- 0	0- 0				
0- 0	0- 0	0- 0	HOME	0- 0	0- 0	0- 0				
0- 0	0- 0	0- 0	AWAY	0- 0	0- 0	0- 0				
0- 0	0- 0	0- 0	NEUTRAL	0- 0	0- 0	0- 0				

RPI 1-25				RPI 26-50				RPI 51-100				Team's RPI: 98	RPI 101+			
RPI	S	Opponent	Score	RPI	S	Opponent	Score	RPI	S	Opponent	Score	RPI	S	Opponent	Score	
				30	N	Kansas	63 74	76	H	CSU Bakersfield	65 60	115	A	Iowa St.	71 79	
				33	H	Abilene Christian	64 83	77	A	UT Arlington	62 68	194	A	SMU	69 61	
												275	A	Xavier	86 74	
												283	N	Loyola Maryland	66 51	
LAST 10 Division I																
				275	A	Xavier	86 74	115	A	Iowa St.	71 79					
				76	H	CSU Bakersfield	65 60	194	A	SMU	69 61					
				33	H	Abilene Christian	64 83	77	A	UT Arlington	62 68					
								283	N	Loyola Maryland	66 51					
								30	N	Kansas	63 74					

Non-Div I Games: Marian (IN) 64 60

Wright St.



Average RPI Win:	234	WON-LOST	WINNING	LAST 10	STRENGTH OF	OPP. STRENGTH	TEAM	ADJ.	CONF.	ADJ CONF.
Average RPI Loss:	117	RECORD	PCT. RANK	GAMES	SCHEDULE	OF SCHEDULE	RPI	RPI	RPI	RPI
DIV. I ONLY	5- 5	164	5-5	200	125	173	173	22	22	
DIV. I NON-CONF.	3- 5	219	3-5	192	111	237	237	22	22	
TOTALS	RPI 1-25	RPI 26-50	W-L RECORDS	RPI 51-100	RPI 101-150	RPI 150+				
5- 5	0- 1	0- 1	OVERALL	0- 0	2- 2	3- 1				
2- 3	0- 1	0- 1	HOME	0- 0	1- 1	1- 0				
3- 2	0- 0	0- 0	AWAY	0- 0	1- 1	2- 1				
0- 0	0- 0	0- 0	NEUTRAL	0- 0	0- 0	0- 0				
3- 5	0- 1	0- 1	NON-CONFERENCE	0- 0	1- 2	2- 1				
2- 3	0- 1	0- 1	HOME	0- 0	1- 1	1- 0				
1- 2	0- 0	0- 0	AWAY	0- 0	0- 1	1- 1				
0- 0	0- 0	0- 0	NEUTRAL	0- 0	0- 0	0- 0				
2- 0	0- 0	0- 0	CONFERENCE	0- 0	1- 0	1- 0				
0- 0	0- 0	0- 0	HOME	0- 0	0- 0	0- 0				
2- 0	0- 0	0- 0	AWAY	0- 0	1- 0	1- 0				
0- 0	0- 0	0- 0	NEUTRAL	0- 0	0- 0	0- 0				

RPI	S	Opponent	Score	RPI	S	Opponent	Score	RPI	S	Opponent	Score	RPI	S	Opponent	Score	Team's RPI: 173
9	H	Gonzaga	54 65	48	H	Colorado	56 66					116	A	New Mexico	73 66	
												119	A	South Dakota St.	40 67	
												145	H	Northern Colo.	44 46	
												147	H	Saint Mary's (CA)	69 67	
												262	A	Denver	57 71	
												271	A	North Dakota St.	66 57	
												296	A	Air Force	65 63	
												339	H	Mississippi Val.	95 22	
LAST 10 Division I																
9	H	Gonzaga	54 65	339	H	Mississippi Val.	95 22									
145	H	Northern Colo.	44 46	116	A	New Mexico	73 66									
48	H	Colorado	56 66	296	A	Air Force	65 63									
262	A	Denver	57 71	271	A	North Dakota St.	66 57									
147	H	Saint Mary's (CA)	69 67	119	A	South Dakota St.	40 67									

Non-Div I Games: Colo. Christian 70 31

Wyoming

■ Loss, 
 ■ Non-Conf, 
 ■ S Site, 
 ■ H Home 
 ■ A Away 
 N Neutral



Average RPI Win:	184	WON-LOST	WINNING	LAST 10	STRENGTH OF	OPP. STRENGTH	TEAM	ADJ.	CONF.	ADJ CONF.
Average RPI Loss:	121	RECORD	PCT. RANK	GAMES	SCHEDULE	OF SCHEDULE	RPI	RPI	RPI	RPI
DIV. I ONLY	1- 8	325	1-8	78	165	275	275	6	6	
DIV. I NON-CONF.	1- 8	325	1-8	77	165	276	276	6	6	
TOTALS	RPI 1-25	RPI 26-50	W-L RECORDS	RPI 51-100	RPI 101-150	RPI 150+				
1- 8	0- 0	0- 1	OVERALL	0- 2	0- 3	1- 2				
1- 4	0- 0	0- 1	HOME	0- 1	0- 1	1- 1				
0- 4	0- 0	0- 0	AWAY	0- 1	0- 2	0- 1				
0- 0	0- 0	0- 0	NEUTRAL	0- 0	0- 0	0- 0				
1- 8	0- 0	0- 1	NON-CONFERENCE	0- 2	0- 3	1- 2				
1- 4	0- 0	0- 1	HOME	0- 1	0- 1	1- 1				
0- 4	0- 0	0- 0	AWAY	0- 1	0- 2	0- 1				
0- 0	0- 0	0- 0	NEUTRAL	0- 0	0- 0	0- 0				
0- 0	0- 0	0- 0	CONFERENCE	0- 0	0- 0	0- 0				
0- 0	0- 0	0- 0	HOME	0- 0	0- 0	0- 0				
0- 0	0- 0	0- 0	AWAY	0- 0	0- 0	0- 0				
0- 0	0- 0	0- 0	NEUTRAL	0- 0	0- 0	0- 0				

RPI 1-25				RPI 26-50				RPI 51-100				RPI 101+				Team's RPI: 275	
RPI	S	Opponent	Score	RPI	S	Opponent	Score	RPI	S	Opponent	Score	RPI	S	Opponent	Score		
				48	H	Colorado	53 62	67	A	Temple	65 78	120	A	Rider	57 64		
								98	H	Wright St.	74 86	127	A	Ball St.	49 70		
												134	H	Cincinnati	78 85		
												184	H	Utah	70 63		
												186	H	Eastern Ky.	55 56		
												190	A	Robert Morris	57 71		
LAST 10 Division I																	
				134	H	Cincinnati	78 85	48	H	Colorado	53 62						
				186	H	Eastern Ky.	55 56	190	A	Robert Morris	57 71						
				67	A	Temple	65 78	98	H	Wright St.	74 86						
				184	H	Utah	70 63	127	A	Ball St.	49 70						
								120	A	Rider	57 64						

Non-Div I Games:

Xavier



Y  
a  
l  
e

Y  
a  
l  
e

Yale



Average RPI Win:	218	WON-LOST	WINNING	LAST 10	STRENGTH OF	OPP. STRENGTH	TEAM	ADJ.	CONF.	ADJ CONF.
Average RPI Loss:	102	RECORD	PCT. RANK	GAMES	SCHEDULE	OF SCHEDULE	RPI	RPI	RPI	RPI
DIV. I ONLY	5- 4	140	5-4	237	39	151	151	15	15	
DIV. I NON-CONF.	5- 4	142	5-4	237	39	151	151	15	15	
TOTALS	RPI 1-25	RPI 26-50	W-L RECORDS	RPI 51-100	RPI 101-150	RPI 150+				
5- 4	0- 1	0- 0	OVERALL	0- 1	0- 1	5- 1				
3- 1	0- 0	0- 0	HOME	0- 1	0- 0	3- 0				
2- 3	0- 1	0- 0	AWAY	0- 0	0- 1	2- 1				
0- 0	0- 0	0- 0	NEUTRAL	0- 0	0- 0	0- 0				
5- 4	0- 1	0- 0	NON-CONFERENCE	0- 1	0- 1	5- 1				
3- 1	0- 0	0- 0	HOME	0- 1	0- 0	3- 0				
2- 3	0- 1	0- 0	AWAY	0- 0	0- 1	2- 1				
0- 0	0- 0	0- 0	NEUTRAL	0- 0	0- 0	0- 0				
0- 0	0- 0	0- 0	CONFERENCE	0- 0	0- 0	0- 0				
0- 0	0- 0	0- 0	HOME	0- 0	0- 0	0- 0				
0- 0	0- 0	0- 0	AWAY	0- 0	0- 0	0- 0				
0- 0	0- 0	0- 0	NEUTRAL	0- 0	0- 0	0- 0				

RPI 1-25				RPI 26-50				RPI 51-100				RPI 101+ Team's RPI: 151			
RPI	S	Opponent	Score	RPI	S	Opponent	Score	RPI	S	Opponent	Score	RPI	S	Opponent	Score
11	A	Indiana	56 93					71	H	Kent St.	73 82	137	A	Akron	62 91
												167	A	Saint Francis (PA)	56 46
												186	A	Eastern Ky.	72 63
												190	A	Robert Morris	43 58
												202	H	Eastern Mich.	79 77
												210	H	Wagner	64 42
												323	H	Canisius	87 59
LAST 10 Division I															
11	A	Indiana	56 93	137	A	Akron	62 91	202	H	Eastern Mich.	79 77				
167	A	Saint Francis (PA)	56 46	190	A	Robert Morris	43 58	71	H	Kent St.	73 82				
186	A	Eastern Ky.	72 63	323	H	Canisius	87 59								
210	H	Wagner	64 42												

Non-Div I Games:

Youngstown St.

■ Loss, 
 ■ Non-Conf, 
 S Site, 
 ■ Home 
 ■ Away 
 N Neutral