

Average RPI Win: 337 WON-LOST WINNING LAST 10 STRENGTH OF OPP. STRENGTH TEAM ADJ. CONF. ADJ CONF.  
Average RPI Loss: 221 RECORD PCT. RANK GAMES SCHEDULE OF SCHEDULE RPI RPI RPI RPI

DIV. I ONLY	2- 4	237	0- 0	308	345	321	321	24	24
DIV. I NON-CONF.	2- 4	237	0- 0	308	345	321	321	24	24
TOTALS	RPI 1-25	RPI 26-50	W-L RECORDS	RPI 51-100	RPI 101-150	RPI 150+			
2- 4	0- 0	0- 0	OVERALL	0- 0	0- 0	2- 4			
0- 2	0- 0	0- 0	HOME	0- 0	0- 0	0- 2			
1- 1	0- 0	0- 0	AWAY	0- 0	0- 0	1- 1			
1- 1	0- 0	0- 0	NEUTRAL	0- 0	0- 0	1- 1			
2- 4	0- 0	0- 0	NON-CONFERENCE	0- 0	0- 0	2- 4			
0- 2	0- 0	0- 0	HOME	0- 0	0- 0	0- 2			
1- 1	0- 0	0- 0	AWAY	0- 0	0- 0	1- 1			
1- 1	0- 0	0- 0	NEUTRAL	0- 0	0- 0	1- 1			
0- 0	0- 0	0- 0	CONFERENCE	0- 0	0- 0	0- 0			
0- 0	0- 0	0- 0	HOME	0- 0	0- 0	0- 0			
0- 0	0- 0	0- 0	AWAY	0- 0	0- 0	0- 0			
0- 0	0- 0	0- 0	NEUTRAL	0- 0	0- 0	0- 0			

RPI 1-25				RPI 26-50				RPI 51-100				RPI 101+				Team's RPI: 321	
RPI	S	Opponent	Score	RPI	S	Opponent	Score	RPI	S	Opponent	Score	RPI	S	Opponent	Score		
												161	H	Texas St.	53	60	
												187	A	Texas Tech	61	78	
												206	N	Prairie View	59	67	
												331	A	UTRGV	59	49	
												331	H	UTRGV	57	70	
												343	N	Louisiana	64	63	
LAST 12 Division I GAMES:																	
				331	H	UTRGV	57	70									
				206	N	Prairie View	59	67									
				343	N	Louisiana	64	63									
				161	H	Texas St.	53	60									
				187	A	Texas Tech	61	78									
				331	A	UTRGV	59	49									

Non-Div I Games: UNKNOWN 78 40 Schreiner 64 34 Tex. A&M Int'l 84 36

Average RPI	Win: 208	WON-LOST RECORD	WINNING PCT. RANK	LAST 10 GAMES	STRENGTH OF SCHEDULE	OPP. STRENGTH OF SCHEDULE	TEAM RPI	ADJ. RPI	CONF. RPI	ADJ CONF. RPI
Average RPI	Loss: 102									
DIV. I ONLY	3- 3	161	0- 1	195	114	140	140	24	24	
DIV. I NON-CONF.	3- 3	161	0- 1	195	114	140	140	24	24	
-----										
TOTALS	RPI 1-25	RPI 26-50	W-L RECORDS	RPI 51-100	RPI 101-150	RPI 150+				
3- 3	0- 0	0- 0	OVERALL	0- 2	1- 0	2- 1				
0- 1	0- 0	0- 0	HOME	0- 1	0- 0	0- 0				
2- 2	0- 0	0- 0	AWAY	0- 1	1- 0	1- 1				
1- 0	0- 0	0- 0	NEUTRAL	0- 0	0- 0	1- 0				
3- 3	0- 0	0- 0	NON-CONFERENCE	0- 2	1- 0	2- 1				
0- 1	0- 0	0- 0	HOME	0- 1	0- 0	0- 0				
2- 2	0- 0	0- 0	AWAY	0- 1	1- 0	1- 1				
1- 0	0- 0	0- 0	NEUTRAL	0- 0	0- 0	1- 0				
0- 0	0- 0	0- 0	CONFERENCE	0- 0	0- 0	0- 0				
0- 0	0- 0	0- 0	HOME	0- 0	0- 0	0- 0				
0- 0	0- 0	0- 0	AWAY	0- 0	0- 0	0- 0				
0- 0	0- 0	0- 0	NEUTRAL	0- 0	0- 0	0- 0				

RPI 1-25				RPI 26-50				RPI 51-100				RPI 101+				Team's RPI: 140
RPI	S	Opponent	Score	RPI	S	Opponent	Score	RPI	S	Opponent	Score	RPI	S	Opponent	Score	
								52	H	Arkansas	68 80	107	A	New Mexico St.	58 46	
								89	A	FGCU	65 81	165	A	Tulsa	63 75	
												205	N	Texas Southern	81 39	
												311	A	UTEP	70 69	
-----																
LAST 12 Division I GAMES:																
								89	A	FGCU	65 81					
								52	H	Arkansas	68 80					
								165	A	Tulsa	63 75					
								311	A	UTEP	70 69					
								205	N	Texas Southern	81 39					
								107	A	New Mexico St.	58 46					

Non-Div I Games: Eastern N.M. 78 46 Howard Payne 98 43 Southwest (NM) 90 47 Schreiner 90 43 Abilene Christian

Loss, Non-Conf, S Site, H Home A Away N Neutral

Average RPI Win:	235	WON-LOST	WINNING	LAST 10	STRENGTH OF	OPP. STRENGTH	TEAM	ADJ.	CONF.	ADJ CONF.
Average RPI Loss:	105	RECORD	PCT. RANK	GAMES	SCHEDULE	OF SCHEDULE	RPI	RPI	RPI	RPI
DIV. I ONLY	3- 5	223	0- 1	55	288	176	176	9	9	
DIV. I NON-CONF.	3- 5	223	0- 1	55	288	176	176	9	9	
-----										
TOTALS	RPI 1-25	RPI 26-50	W-L RECORDS	RPI 51-100	RPI 101-150	RPI 150+				
3- 5	0- 0	0- 2	OVERALL	1- 0	0- 1	2- 2				
2- 2	0- 0	0- 0	HOME	1- 0	0- 0	1- 2				
1- 3	0- 0	0- 2	AWAY	0- 0	0- 1	1- 0				
0- 0	0- 0	0- 0	NEUTRAL	0- 0	0- 0	0- 0				
3- 5	0- 0	0- 2	NON-CONFERENCE	1- 0	0- 1	2- 2				
2- 2	0- 0	0- 0	HOME	1- 0	0- 0	1- 2				
1- 3	0- 0	0- 2	AWAY	0- 0	0- 1	1- 0				
0- 0	0- 0	0- 0	NEUTRAL	0- 0	0- 0	0- 0				
0- 0	0- 0	0- 0	CONFERENCE	0- 0	0- 0	0- 0				
0- 0	0- 0	0- 0	HOME	0- 0	0- 0	0- 0				
0- 0	0- 0	0- 0	AWAY	0- 0	0- 0	0- 0				
0- 0	0- 0	0- 0	NEUTRAL	0- 0	0- 0	0- 0				

RPI 1-25				RPI 26-50				RPI 51-100				RPI 101+ Team's RPI: 176			
RPI	S	Opponent	Score	RPI	S	Opponent	Score	RPI	S	Opponent	Score	RPI	S	Opponent	Score
				29	A	Northeastern	41 54	58	H	Northern Colo.	69 57	103	A	Denver	66 92
				32	A	Minnesota	50 67					157	H	George Mason	71 78
												202	H	Navy	47 54
												306	A	Army West Point	71 60
												342	H	Fairleigh Dickinson	85 37
LAST 12 Division I GAMES:															
				202	H	Navy	47 54	103	A	Denver	66 92				
				32	A	Minnesota	50 67	157	H	George Mason	71 78				
				58	H	Northern Colo.	69 57								
				29	A	Northeastern	41 54								
				306	A	Army West Point	71 60								
				342	H	Fairleigh Dickinson	85 37								

Non-Div I Games: Western St. 72 54

Air Force

Loss, 
Non-Conf, S Site, 
H Home
A Away 
N Neutral

Average RPI Win: 282  
Average RPI Loss: 94

WON-LOST  
RECORD

WINNING  
PCT. RANK

LAST 10  
GAMES

STRENGTH OF  
SCHEDULE

OPP. STRENGTH  
OF SCHEDULE

TEAM  
RPI

ADJ.  
RPI

CONF.  
RPI

ADJ CONF.  
RPI

DIV. I ONLY	6- 2	66	1- 0	345	79	230	230	10	10
DIV. I NON-CONF.	6- 2	66	1- 0	345	79	230	230	10	10
TOTALS	RPI 1-25	RPI 26-50	W-L RECORDS	RPI 51-100	RPI 101-150	RPI 150+			
6- 2	0- 0	0- 1	OVERALL	0- 0	0- 1	6- 0			
3- 1	0- 0	0- 1	HOME	0- 0	0- 0	3- 0			
1- 1	0- 0	0- 0	AWAY	0- 0	0- 1	1- 0			
2- 0	0- 0	0- 0	NEUTRAL	0- 0	0- 0	2- 0			
6- 2	0- 0	0- 1	NON-CONFERENCE	0- 0	0- 1	6- 0			
3- 1	0- 0	0- 1	HOME	0- 0	0- 0	3- 0			
1- 1	0- 0	0- 0	AWAY	0- 0	0- 1	1- 0			
2- 0	0- 0	0- 0	NEUTRAL	0- 0	0- 0	2- 0			
0- 0	0- 0	0- 0	CONFERENCE	0- 0	0- 0	0- 0			
0- 0	0- 0	0- 0	HOME	0- 0	0- 0	0- 0			
0- 0	0- 0	0- 0	AWAY	0- 0	0- 0	0- 0			
0- 0	0- 0	0- 0	NEUTRAL	0- 0	0- 0	0- 0			

RPI	S	Opponent	Score	RPI	S	Opponent	Score	RPI	S	Opponent	Score	RPI	S	Opponent	Score
42	H	Butler	47 63									146	A	Youngstown St.	61 72
												221	N	Oakland	85 65
												245	H	St. Bonaventure	67 58
												268	H	Eastern Ky.	63 54
												304	N	Northern Ky.	77 60
												325	A	N. C. A&T	49 36
												330	H	Canisius	62 53
LAST 12 Division I GAMES:															
146	A	Youngstown St.	61 72	330	H	Canisius	62 53								
304	N	Northern Ky.	77 60	42	H	Butler	47 63								
221	N	Oakland	85 65	245	H	St. Bonaventure	67 58								
325	A	N. C. A&T	49 36	268	H	Eastern Ky.	63 54								

Non-Div I Games:

Akron

Loss, Non-Conf, S Site, H Home A Away N Neutral

A  
l  
a  
b  
a  
m  
a

Alabama				Through Games Of Dec. 17, 2018							
Average RPI	Win:	190	WON-LOST	WINNING	LAST 10	STRENGTH OF	OPP. STRENGTH	TEAM	ADJ.	CONF.	ADJ CONF.
Average RPI	Loss:	119	RECORD	PCT. RANK	GAMES	SCHEDULE	OF SCHEDULE	RPI	RPI	RPI	RPI
DIV. I ONLY		7- 4	106	0- 1	88	212	115	115	5	5	
DIV. I NON-CONF.		7- 4	106	0- 1	88	212	115	115	5	5	
-----											
TOTALS		RPI 1-25	RPI 26-50		W-L RECORDS		RPI 51-100	RPI 101-150	RPI 150+		
7- 4	0- 0	1- 0		OVERALL		1- 2	0- 1	5- 1			
6- 1	0- 0	1- 0		HOME		1- 0	0- 1	4- 0			
1- 1	0- 0	0- 0		AWAY		0- 1	0- 0	1- 0			
0- 2	0- 0	0- 0		NEUTRAL		0- 1	0- 0	0- 1			
7- 4	0- 0	1- 0		NON-CONFERENCE		1- 2	0- 1	5- 1			
6- 1	0- 0	1- 0		HOME		1- 0	0- 1	4- 0			
1- 1	0- 0	0- 0		AWAY		0- 1	0- 0	1- 0			
0- 2	0- 0	0- 0		NEUTRAL		0- 1	0- 0	0- 1			
0- 0	0- 0	0- 0		CONFERENCE		0- 0	0- 0	0- 0			
0- 0	0- 0	0- 0		HOME		0- 0	0- 0	0- 0			
0- 0	0- 0	0- 0		AWAY		0- 0	0- 0	0- 0			
0- 0	0- 0	0- 0		NEUTRAL		0- 0	0- 0	0- 0			
-----											
RPI 1-25			RPI 26-50			RPI 51-100			RPI 101+ Team's RPI: 115		
RPI	S	Opponent	Score	RPI	S	Opponent	Score	RPI	S	Opponent	Score
				37	H	Tulane	69 58	65	N	Louisiana Tech	62 79
								96	H	Clemson	76 56
								99	A	Utah	62 72
								147	H	South Alabama	67 72
								165	N	Tulsa	73 80
								181	H	Southeastern La.	88 40
								199	A	SMU	62 61
								233	H	Stetson	59 47
								241	H	Grambling	73 55
								340	H	Northwestern St.	87 73
-----											
LAST 12 Division I GAMES:											
				65	N	Louisiana Tech	62 79	37	H	Tulane	69 58
				340	H	Northwestern St.	87 73	147	H	South Alabama	67 72
				199	A	SMU	62 61	165	N	Tulsa	73 80
				99	A	Utah	62 72	233	H	Stetson	59 47
				181	H	Southeastern La.	88 40	241	H	Grambling	73 55
								96	H	Clemson	76 56

A  
l  
a  
b  
a  
m  
a

Non-Div I Games:

Alabama

Average RPI	Win: 261	WON-LOST RECORD	WINNING PCT. RANK	LAST 10 GAMES	STRENGTH OF SCHEDULE	OPP. STRENGTH OF SCHEDULE	TEAM RPI	ADJ. RPI	CONF. RPI	ADJ. CONF. RPI
Average RPI	Loss: 201									
DIV. I ONLY	3- 6	237	1- 0	164	344	255	255	28	28	
DIV. I NON-CONF.	3- 6	237	1- 0	164	344	255	255	28	28	
-----										
TOTALS	RPI 1-25	RPI 26-50	W-L RECORDS	RPI 51-100	RPI 101-150	RPI 150+				
3- 6	0- 0	0- 0	OVERALL	0- 1	0- 1	3- 4				
2- 2	0- 0	0- 0	HOME	0- 0	0- 0	2- 2				
1- 4	0- 0	0- 0	AWAY	0- 1	0- 1	1- 2				
0- 0	0- 0	0- 0	NEUTRAL	0- 0	0- 0	0- 0				
3- 6	0- 0	0- 0	NON-CONFERENCE	0- 1	0- 1	3- 4				
2- 2	0- 0	0- 0	HOME	0- 0	0- 0	2- 2				
1- 4	0- 0	0- 0	AWAY	0- 1	0- 1	1- 2				
0- 0	0- 0	0- 0	NEUTRAL	0- 0	0- 0	0- 0				
0- 0	0- 0	0- 0	CONFERENCE	0- 0	0- 0	0- 0				
0- 0	0- 0	0- 0	HOME	0- 0	0- 0	0- 0				
0- 0	0- 0	0- 0	AWAY	0- 0	0- 0	0- 0				
0- 0	0- 0	0- 0	NEUTRAL	0- 0	0- 0	0- 0				

RPI 1-25				RPI 26-50				RPI 51-100				RPI 101+ Team's RPI: 255					
RPI	S	Opponent	Score	RPI	S	Opponent	Score	RPI	S	Opponent	Score	RPI	S	Opponent	Score		
								70	A	Kansas	54	65	123	A	Illinois	60	88
												164	A	UAB	47	82	
												179	H	Jacksonville St.	48	55	
												181	H	Southeastern La.	51	48	
												301	A	Murray St.	59	53	
												302	H	Tennessee St.	67	57	
												326	H	Lipscomb	58	62	
												345	A	Austin Peay	58	75	
LAST 12 Division I GAMES:																	
181	H	Southeastern La.	51	48	301	A	Murray St.	59	53								
179	H	Jacksonville St.	48	55	164	A	UAB	47	82								
345	A	Austin Peay	58	75	70	A	Kansas	54	65								
					326	H	Lipscomb	58	62								
					302	H	Tennessee St.	67	57								
					123	A	Illinois	60	88								

Non-Div I Games:

Alabama A&amp;M

Average RPI Win:	0	WON-LOST	WINNING	LAST 10	STRENGTH OF	OPP. STRENGTH	TEAM	ADJ.	CONF.	ADJ CONF.
Average RPI Loss:	134	RECORD	PCT. RANK	GAMES	SCHEDULE	OF SCHEDULE	RPI	RPI	RPI	RPI
DIV. I ONLY	0- 8	330	0- 1	8	338	227	227	28	28	
DIV. I NON-CONF.	0- 8	330	0- 1	8	338	227	227	28	28	
-----										
TOTALS	RPI 1-25	RPI 26-50	W-L RECORDS	RPI 51-100	RPI 101-150	RPI 150+				
0- 8	0- 1	0- 0	OVERALL	0- 2	0- 2	0- 3				
0- 3	0- 0	0- 0	HOME	0- 1	0- 0	0- 2				
0- 5	0- 1	0- 0	AWAY	0- 1	0- 2	0- 1				
0- 0	0- 0	0- 0	NEUTRAL	0- 0	0- 0	0- 0				
0- 8	0- 1	0- 0	NON-CONFERENCE	0- 2	0- 2	0- 3				
0- 3	0- 0	0- 0	HOME	0- 1	0- 0	0- 2				
0- 5	0- 1	0- 0	AWAY	0- 1	0- 2	0- 1				
0- 0	0- 0	0- 0	NEUTRAL	0- 0	0- 0	0- 0				
0- 0	0- 0	0- 0	CONFERENCE	0- 0	0- 0	0- 0				
0- 0	0- 0	0- 0	HOME	0- 0	0- 0	0- 0				
0- 0	0- 0	0- 0	AWAY	0- 0	0- 0	0- 0				
0- 0	0- 0	0- 0	NEUTRAL	0- 0	0- 0	0- 0				

RPI 1-25				RPI 26-50				RPI 51-100				RPI 101+				Team's RPI: 227
RPI	S	Opponent	Score	RPI	S	Opponent	Score	RPI	S	Opponent	Score	RPI	S	Opponent	Score	
11	A	Kentucky	35 87					60	H	South Carolina	38 94	144	A	North Ala.	42 68	
								72	A	Georgia Tech	42 69	147	A	South Alabama	65 77	
												164	H	UAB	47 62	
												216	A	Troy	46 116	
												254	H	Samford	51 60	
LAST 12 Division I GAMES:																
164	H	UAB	47 62	60	H	South Carolina	38 94									
147	A	South Alabama	65 77	11	A	Kentucky	35 87									
72	A	Georgia Tech	42 69													
216	A	Troy	46 116													
144	A	North Ala.	42 68													
254	H	Samford	51 60													

Non-Div I Games: Mobile 69 63

Alabama St.

■ Loss, 
 ■ Non-Conf, 
 ■ S Site, 
 ■ H Home 
 ■ A Away 
 N Neutral

Average RPI Win:	316	WON-LOST	WINNING	LAST 10	STRENGTH OF	OPP. STRENGTH	TEAM	ADJ.	CONF.	ADJ CONF.
Average RPI Loss:	205	RECORD	PCT. RANK	GAMES	SCHEDULE	OF SCHEDULE	RPI	RPI	RPI	RPI
DIV. I ONLY	2- 9	297	1- 0	246	322	323	323	22	22	
DIV. I NON-CONF.	2- 9	297	1- 0	246	322	323	323	22	22	
-----										
TOTALS	RPI 1-25	RPI 26-50	W-L RECORDS	RPI 51-100	RPI 101-150	RPI 150+				
2- 9	0- 0	0- 0	OVERALL	0- 2	0- 1	2- 6				
1- 4	0- 0	0- 0	HOME	0- 0	0- 1	1- 3				
1- 5	0- 0	0- 0	AWAY	0- 2	0- 0	1- 3				
0- 0	0- 0	0- 0	NEUTRAL	0- 0	0- 0	0- 0				
2- 9	0- 0	0- 0	NON-CONFERENCE	0- 2	0- 1	2- 6				
1- 4	0- 0	0- 0	HOME	0- 0	0- 1	1- 3				
1- 5	0- 0	0- 0	AWAY	0- 2	0- 0	1- 3				
0- 0	0- 0	0- 0	NEUTRAL	0- 0	0- 0	0- 0				
0- 0	0- 0	0- 0	CONFERENCE	0- 0	0- 0	0- 0				
0- 0	0- 0	0- 0	HOME	0- 0	0- 0	0- 0				
0- 0	0- 0	0- 0	AWAY	0- 0	0- 0	0- 0				
0- 0	0- 0	0- 0	NEUTRAL	0- 0	0- 0	0- 0				

RPI 1-25				RPI 26-50				RPI 51-100				RPI 101+				Team's RPI: 323
RPI	S	Opponent	Score	RPI	S	Opponent	Score	RPI	S	Opponent	Score	RPI	S	Opponent	Score	
								59	A	Rutgers	39 65	133	H	Marist	56 74	
								87	A	South Fla.	37 74	191	A	Monmouth	56 64	
												209	H	Holy Cross	50 56	
												252	H	Central Conn. St.	53 60	
												258	A	Cornell	34 48	
												290	A	St. Francis Brooklyn	67 60	
												324	A	Lafayette	66 67	
												330	H	Canisius	42 48	
												341	H	Manhattan	60 54	
LAST 12 Division I GAMES:																
330	H	Canisius	42 48	290	A	St. Francis Brooklyn	67 60	133	H	Marist	56 74	252	H	Central Conn. St.	53 60	
209	H	Holy Cross	50 56	324	A	Lafayette	66 67	87	A	South Fla.	37 74					
191	A	Monmouth	56 64													
59	A	Rutgers	39 65													
341	H	Manhattan	60 54													
258	A	Cornell	34 48													

Non-Div I Games:

Albany (NY)



Average RPI Win: 0  
Average RPI Loss: 264

WON-LOST  
RECORD

WINNING  
PCT. RANK

LAST 10  
GAMES

STRENGTH OF  
SCHEDULE

OPP. STRENGTH  
OF SCHEDULE

TEAM  
RPI

ADJ.  
RPI

CONF.  
RPI

ADJ CONF.  
RPI

DIV. I ONLY  
DIV. I NON-CONF.

0- 6  
0- 6

330  
330

0- 0  
0- 0

329  
329

346  
346

350  
350

350  
350

28  
28

28  
28

TOTALS

RPI 1-25

RPI 26-50

W-L RECORDS

RPI 51-100

RPI 101-150

RPI 150+

0- 6  
0- 2  
0- 4  
0- 0

0- 0  
0- 0  
0- 0  
0- 0

0- 0  
0- 0  
0- 0  
0- 0

OVERALL  
HOME  
AWAY  
NEUTRAL

0- 0  
0- 0  
0- 0  
0- 0

0- 0  
0- 0  
0- 0  
0- 0

0- 6  
0- 2  
0- 4  
0- 0

0- 6  
0- 2  
0- 4  
0- 0

0- 0  
0- 0  
0- 0  
0- 0

0- 0  
0- 0  
0- 0  
0- 0

NON-CONFERENCE  
HOME  
AWAY  
NEUTRAL

0- 0  
0- 0  
0- 0  
0- 0

0- 0  
0- 0  
0- 0  
0- 0

0- 6  
0- 2  
0- 4  
0- 0

0- 0  
0- 0  
0- 0  
0- 0

0- 0  
0- 0  
0- 0  
0- 0

0- 0  
0- 0  
0- 0  
0- 0

CONFERENCE  
HOME  
AWAY  
NEUTRAL

0- 0  
0- 0  
0- 0  
0- 0

0- 0  
0- 0  
0- 0  
0- 0

0- 0  
0- 0  
0- 0  
0- 0

RPI 1-25

RPI S Opponent Score

RPI 26-50

RPI S Opponent Score

RPI 51-100

RPI S Opponent Score

RPI 101+

Team's RPI: 350

RPI	S	Opponent	Score
164	A	UAB	53 80
181	H	Southeastern La.	59 77
273	A	Southern Mi ss.	47 66
311	A	UTEP	51 77
312	H	Central Ark.	46 57
340	A	Northwestern St.	65 78

LAST 12 Division I GAMES:

311	A	UTEP	51	77	273	A	Southern Mi ss.	47	66
					164	A	UAB	53	80
					312	H	Central Ark.	46	57
					340	A	Northwestern St.	65	78
					181	H	Southeastern La.	59	77

Non-Div I Games:

Lane

58

70

Fisk

67

64

Rust

59

78

Al corn

Loss, Non-Conf, S Site, H Home A Away N Neutral

Average RPI	Win:	221	WON-LOST	WINNING	LAST 10	STRENGTH OF	OPP. STRENGTH	TEAM	ADJ.	CONF.	ADJ CONF.
Average RPI	Loss:	93	RECORD	PCT. RANK	GAMES	SCHEDULE	OF SCHEDULE	RPI	RPI	RPI	RPI
DIV. I ONLY			4- 5	191	0- 1	99	157	150	150	23	23
DIV. I NON-CONF.			4- 5	191	0- 1	99	157	150	150	23	23
-----											
TOTALS	RPI 1-25		RPI 26-50		W-L RECORDS	RPI 51-100		RPI 101-150		RPI 150+	
4- 5	0- 1		0- 0		OVERALL	0- 1		0- 2		4- 1	
3- 0	0- 0		0- 0		HOME	0- 0		0- 0		3- 0	
1- 3	0- 0		0- 0		AWAY	0- 0		0- 2		1- 1	
0- 2	0- 1		0- 0		NEUTRAL	0- 1		0- 0		0- 0	
4- 5	0- 1		0- 0		NON-CONFERENCE	0- 1		0- 2		4- 1	
3- 0	0- 0		0- 0		HOME	0- 0		0- 0		3- 0	
1- 3	0- 0		0- 0		AWAY	0- 0		0- 2		1- 1	
0- 2	0- 1		0- 0		NEUTRAL	0- 1		0- 0		0- 0	
0- 0	0- 0		0- 0		CONFERENCE	0- 0		0- 0		0- 0	
0- 0	0- 0		0- 0		HOME	0- 0		0- 0		0- 0	
0- 0	0- 0		0- 0		AWAY	0- 0		0- 0		0- 0	
0- 0	0- 0		0- 0		NEUTRAL	0- 0		0- 0		0- 0	

RPI	S	Opponent	Score	RPI	S	Opponent	Score	RPI	S	Opponent	Score	RPI	S	Opponent	Score
10	N	Stanford	49 71					89	N	FGCU	71 90	102	A	Penn St.	59 80
												103	A	Denver	54 83
												157	H	George Mason	86 71
												159	A	Vi rgi ni a	54 57
												165	H	Tul sa	68 52
												276	H	UMBC	64 42
												284	A	Hawai i	69 57
-----															
Team's RPI: 150															
LAST 12 Di vi si on I GAMES:															
102	A	Penn St.	59 80	284	A	Hawai i	69 57	103	A	Denver	54 83	157	H	George Mason	86 71
159	A	Vi rgi ni a	54 57	103	A	Denver	54 83	157	H	George Mason	86 71	165	H	Tul sa	68 52
276	H	UMBC	64 42	157	H	George Mason	86 71	165	H	Tul sa	68 52				
89	N	FGCU	71 90												
10	N	Stanford	49 71												

Non-Di v I Games:

American

Average RPI Win:	266	WON-LOST	WINNING	LAST 10	STRENGTH OF	OPP. STRENGTH	TEAM	ADJ.	CONF.	ADJ CONF.
Average RPI Loss:	148	RECORD	PCT. RANK	GAMES	SCHEDULE	OF SCHEDULE	RPI	RPI	RPI	RPI
DIV. I ONLY	6- 4	122	1- 0	214	306	160	160	19	19	
DIV. I NON-CONF.	6- 4	122	1- 0	214	306	160	160	19	19	
-----										
TOTALS	RPI 1-25	RPI 26-50	W-L RECORDS	RPI 51-100	RPI 101-150	RPI 150+				
6- 4	0- 0	0- 0	OVERALL	0- 2	0- 0	6- 2				
5- 0	0- 0	0- 0	HOME	0- 0	0- 0	5- 0				
1- 4	0- 0	0- 0	AWAY	0- 2	0- 0	1- 2				
0- 0	0- 0	0- 0	NEUTRAL	0- 0	0- 0	0- 0				
6- 4	0- 0	0- 0	NON-CONFERENCE	0- 2	0- 0	6- 2				
5- 0	0- 0	0- 0	HOME	0- 0	0- 0	5- 0				
1- 4	0- 0	0- 0	AWAY	0- 2	0- 0	1- 2				
0- 0	0- 0	0- 0	NEUTRAL	0- 0	0- 0	0- 0				
0- 0	0- 0	0- 0	CONFERENCE	0- 0	0- 0	0- 0				
0- 0	0- 0	0- 0	HOME	0- 0	0- 0	0- 0				
0- 0	0- 0	0- 0	AWAY	0- 0	0- 0	0- 0				
0- 0	0- 0	0- 0	NEUTRAL	0- 0	0- 0	0- 0				

RPI 1-25				RPI 26-50				RPI 51-100				RPI 101+				Team's RPI: 160
RPI	S	Opponent	Score	RPI	S	Opponent	Score	RPI	S	Opponent	Score	RPI	S	Opponent	Score	
								60	A	South Carolina	50 80	164	A	UAB	61 80	
								72	A	Georgia Tech	53 71	194	H	Elon	65 62	
												231	A	Davidson	81 78	
												242	H	Wofford	94 70	
												283	H	Col. of Charleston	80 66	
												296	A	ETSU	64 95	
												310	H	Marshall	74 52	
												333	H	UNC Greensboro	68 65	
LAST 12 Division I GAMES:																
283	H	Col. of Charleston	80 66	242	H	Wofford	94 70	60	A	South Carolina	50 80					
296	A	ETSU	64 95	72	A	Georgia Tech	53 71	164	A	UAB	61 80					
310	H	Marshall	74 52													
194	H	Elon	65 62													
231	A	Davidson	81 78													
333	H	UNC Greensboro	68 65													

Non-Div I Games:

Appalachian St.



Average RPI Win:	131	WON-LOST	WINNING	LAST 10	STRENGTH OF	OPP. STRENGTH	TEAM	ADJ.	CONF.	ADJ CONF.
Average RPI Loss:	11	RECORD	PCT. RANK	GAMES	SCHEDULE	OF SCHEDULE	RPI	RPI	RPI	RPI

DIV. I ONLY	8- 2	46	1- 0	78	14	26	26	2	2
DIV. I NON-CONF.	8- 2	46	1- 0	78	14	26	26	2	2

TOTALS	RPI 1-25	RPI 26-50	W-L RECORDS	RPI 51-100	RPI 101-150	RPI 150+
8- 2	0- 2	0- 0	OVERALL	4- 0	1- 0	3- 0
4- 1	0- 1	0- 0	HOME	2- 0	0- 0	2- 0
2- 0	0- 0	0- 0	AWAY	1- 0	1- 0	0- 0
2- 1	0- 1	0- 0	NEUTRAL	1- 0	0- 0	1- 0
8- 2	0- 2	0- 0	NON-CONFERENCE	4- 0	1- 0	3- 0
4- 1	0- 1	0- 0	HOME	2- 0	0- 0	2- 0
2- 0	0- 0	0- 0	AWAY	1- 0	1- 0	0- 0
2- 1	0- 1	0- 0	NEUTRAL	1- 0	0- 0	1- 0
0- 0	0- 0	0- 0	CONFERENCE	0- 0	0- 0	0- 0
0- 0	0- 0	0- 0	HOME	0- 0	0- 0	0- 0
0- 0	0- 0	0- 0	AWAY	0- 0	0- 0	0- 0
0- 0	0- 0	0- 0	NEUTRAL	0- 0	0- 0	0- 0

RPI 1-25	RPI 26-50	Team's RPI: 26	RPI 51-100	RPI 101+
RPI S Opponent Score	RPI S Opponent Score		RPI S Opponent Score	RPI S Opponent Score
9 N Louisville 56 58			52 A Arkansas 88 85	136 A Colorado St. 70 39
12 H Baylor 59 65			65 H Louisiana Tech 80 44	165 H Tulsa 70 52
			84 H Southern U. 69 47	168 N Southern Ill. 82 38
			88 N Kansas St. 65 51	293 H Incarnate Word 81 43
LAST 12 Division I GAMES:				
9 N Louisville 56 58	165 H Tulsa 70 52			
52 A Arkansas 88 85	88 N Kansas St. 65 51			
12 H Baylor 59 65	136 A Colorado St. 70 39			
293 H Incarnate Word 81 43	84 H Southern U. 69 47			
	65 H Louisiana Tech 80 44			
	168 N Southern Ill. 82 38			

Non-Div I Games:

Ari zona St.

Average RPI Win:	0	WON-LOST	WINNING	LAST 10	STRENGTH OF	OPP. STRENGTH	TEAM	ADJ.	CONF.	ADJ CONF.
Average RPI Loss:	126	RECORD	PCT. RANK	GAMES	SCHEDULE	OF SCHEDULE	RPI	RPI	RPI	RPI
DIV. I ONLY	0- 3	330	0- 0	3	326	186	186	28	28	
DIV. I NON-CONF.	0- 3	330	0- 0	3	326	186	186	28	28	
-----										
TOTALS	RPI 1-25	RPI 26-50	W-L RECORDS	RPI 51-100	RPI 101-150	RPI 150+				
0- 3	0- 0	0- 1	OVERALL	0- 1	0- 0	0- 1				
0- 0	0- 0	0- 0	HOME	0- 0	0- 0	0- 0				
0- 3	0- 0	0- 1	AWAY	0- 1	0- 0	0- 1				
0- 0	0- 0	0- 0	NEUTRAL	0- 0	0- 0	0- 0				
0- 3	0- 0	0- 1	NON-CONFERENCE	0- 1	0- 0	0- 1				
0- 0	0- 0	0- 0	HOME	0- 0	0- 0	0- 0				
0- 3	0- 0	0- 1	AWAY	0- 1	0- 0	0- 1				
0- 0	0- 0	0- 0	NEUTRAL	0- 0	0- 0	0- 0				
0- 0	0- 0	0- 0	CONFERENCE	0- 0	0- 0	0- 0				
0- 0	0- 0	0- 0	HOME	0- 0	0- 0	0- 0				
0- 0	0- 0	0- 0	AWAY	0- 0	0- 0	0- 0				
0- 0	0- 0	0- 0	NEUTRAL	0- 0	0- 0	0- 0				

RPI 1-25				RPI 26-50				RPI 51-100				RPI 101+ Team's RPI: 186			
RPI	S	Opponent	Score	RPI	S	Opponent	Score	RPI	S	Opponent	Score	RPI	S	Opponent	Score
				32	A	Minnesota	42 84	98	A	Oregon St.	33 89	248	A	Wichita St.	39 76
LAST 12 Division I GAMES:															
				32	A	Minnesota	42 84	248	A	Wichita St.	39 76				
				98	A	Oregon St.	33 89								

Non-Div I Games: Paul Quinn 68 52 Tougaloo 68 60

Ark. -Pine Bluff

Loss, Non-Conf, S Site, H Home A Away N Neutral

Average RPI	Win:	192	WON-LOST	WINNING	LAST 10	STRENGTH OF	OPP. STRENGTH	TEAM	ADJ.	CONF.	ADJ CONF.
Average RPI	Loss:	49	RECORD	PCT. RANK	GAMES	SCHEDULE	OF SCHEDULE	RPI	RPI	RPI	RPI
DIV. I ONLY		8- 3		81	1- 0	115	90	52	52	5	5
DIV. I NON-CONF.		8- 3		81	1- 0	115	90	52	52	5	5
-----											
TOTALS	RPI 1-25		RPI 26-50		W-L RECORDS	RPI 51-100		RPI 101-150		RPI 150+	
8- 3	0- 1		0- 1		OVERALL	1- 0		2- 1		5- 0	
4- 1	0- 0		0- 1		HOME	1- 0		0- 0		3- 0	
2- 1	0- 1		0- 0		AWAY	0- 0		1- 0		1- 0	
2- 1	0- 0		0- 0		NEUTRAL	0- 0		1- 1		1- 0	
8- 3	0- 1		0- 1		NON-CONFERENCE	1- 0		2- 1		5- 0	
4- 1	0- 0		0- 1		HOME	1- 0		0- 0		3- 0	
2- 1	0- 1		0- 0		AWAY	0- 0		1- 0		1- 0	
2- 1	0- 0		0- 0		NEUTRAL	0- 0		1- 1		1- 0	
0- 0	0- 0		0- 0		CONFERENCE	0- 0		0- 0		0- 0	
0- 0	0- 0		0- 0		HOME	0- 0		0- 0		0- 0	
0- 0	0- 0		0- 0		AWAY	0- 0		0- 0		0- 0	
0- 0	0- 0		0- 0		NEUTRAL	0- 0		0- 0		0- 0	

RPI 1-25				RPI 26-50				RPI 51-100				RPI 101+			
RPI	S	Opponent	Score	RPI	S	Opponent	Score	RPI	S	Opponent	Score	RPI	S	Opponent	Score
5	A	Iowa St.	82 91	26	H	Arizona St.	85 88	95	H	Tennessee Tech	65 42	117	N	Pittsburgh	54 61
												140	A	Abilene Christian	80 68
												141	N	Wisconsin	69 68
												152	H	Oral Roberts	74 61
												156	A	UT Arlington	66 65
												206	H	Prairie View	71 44
												302	N	Tennessee St.	79 55
												340	H	Northwestern St.	98 53
-----															
LAST 12 Division I GAMES:															
141	N	Wisconsin	69 68	206	H	Prairie View	71 44	140	A	Abilene Christian	80 68	95	H	Tennessee Tech	65 42
117	N	Pittsburgh	54 61	26	H	Arizona St.	85 88	5	A	Iowa St.	82 91	152	H	Oral Roberts	74 61
302	N	Tennessee St.	79 55	156	A	UT Arlington	66 65								
26	H	Arizona St.	85 88	340	H	Northwestern St.	98 53								

Non-Div I Games:

Arkansas

Average RPI Win: 259		WON-LOST RECORD	WINNING PCT. RANK	LAST 10 GAMES	STRENGTH OF SCHEDULE	OPP. STRENGTH OF SCHEDULE	TEAM RPI	ADJ. RPI	CONF. RPI	ADJ. CONF. RPI
Loss: 73										
DIV. I ONLY		5- 4	140	1- 0	192	167	170	170	19	19
DIV. I NON-CONF.		5- 4	140	1- 0	192	167	170	170	19	19
TOTALS		RPI 1-25	RPI 26-50	W-L RECORDS		RPI 51-100	RPI 101-150	RPI 150+		
5- 4	0- 0		0- 1	OVERALL		0- 2	0- 1	5- 0		
4- 1	0- 0		0- 0	HOME		0- 1	0- 0	4- 0		
1- 3	0- 0		0- 1	AWAY		0- 1	0- 1	1- 0		
0- 0	0- 0		0- 0	NEUTRAL		0- 0	0- 0	0- 0		
5- 4	0- 0		0- 1	NON-CONFERENCE		0- 2	0- 1	5- 0		
4- 1	0- 0		0- 0	HOME		0- 1	0- 0	4- 0		
1- 3	0- 0		0- 1	AWAY		0- 1	0- 1	1- 0		
0- 0	0- 0		0- 0	NEUTRAL		0- 0	0- 0	0- 0		
0- 0	0- 0		0- 0	CONFERENCE		0- 0	0- 0	0- 0		
0- 0	0- 0		0- 0	HOME		0- 0	0- 0	0- 0		
0- 0	0- 0		0- 0	AWAY		0- 0	0- 0	0- 0		
0- 0	0- 0		0- 0	NEUTRAL		0- 0	0- 0	0- 0		

RPI 1-25				RPI 26-50				RPI 51-100				RPI 101+				Team's RPI: 170	
RPI	S	Opponent	Score	RPI	S	Opponent	Score	RPI	S	Opponent	Score	RPI	S	Opponent	Score		
				46	A	Texas A&M	56 97	65	H	Louisiana Tech	70 80	116	A	Oklahoma St.	60 62		
								66	A	UT Martin	91 97	165	H	Tulsa	73 60		
												253	H	Memphis	77 66		
												266	H	Mississippi Val.	60 57		
												301	H	Murray St.	74 63		
												311	A	UTEP	67 66		
LAST 12 Division I GAMES:																	
				66	A	UT Martin	91 97	266	H	Mississippi Val.	60 57						
				253	H	Memphis	77 66	165	H	Tulsa	73 60						
				116	A	Oklahoma St.	60 62	311	A	UTEP	67 66						
								301	H	Murray St.	74 63						
								46	A	Texas A&M	56 97						
								65	H	Louisiana Tech	70 80						

Non-Div I Games:

Arkansas St.



Average RPI Win: 328

Average RPI Loss: 161

WON-LOST  
RECORDWINNING  
PCT. RANKLAST 10  
GAMESSTRENGTH OF  
SCHEDULEOPP. STRENGTH  
OF SCHEDULETEAM  
RPIADJ.  
RPICONF.  
RPIADJ CONF.  
RPIDIV. I ONLY  
DIV. I NON-CONF.4- 6  
4- 6211  
2110- 1  
0- 1321  
321267  
267306  
306306  
30623  
2323  
23

TOTALS

RPI 1-25

RPI 26-50

W-L RECORDS

RPI 51-100

RPI 101-150

RPI 150+

4- 6

0- 0

0- 0

OVERALL

0- 2

0- 1

4- 3

2- 3

0- 0

0- 0

HOME

0- 1

0- 1

2- 1

2- 3

0- 0

0- 0

AWAY

0- 1

0- 0

2- 2

0- 0

0- 0

0- 0

NEUTRAL

0- 0

0- 0

0- 0

4- 6

0- 0

0- 0

NON-CONFERENCE

0- 2

0- 1

4- 3

2- 3

0- 0

0- 0

HOME

0- 1

0- 1

2- 1

2- 3

0- 0

0- 0

AWAY

0- 1

0- 0

2- 2

0- 0

0- 0

0- 0

NEUTRAL

0- 0

0- 0

0- 0

0- 0

0- 0

0- 0

CONFERENCE

0- 0

0- 0

0- 0

0- 0

0- 0

0- 0

HOME

0- 0

0- 0

0- 0

0- 0

0- 0

0- 0

AWAY

0- 0

0- 0

0- 0

0- 0

0- 0

0- 0

NEUTRAL

0- 0

0- 0

0- 0

RPI 1-25

RPI 26-50

RPI 51-100

RPI 101+

Team's RPI: 306

RPI S Opponent Score

RPI S Opponent Score

RPI S Opponent Score

RPI S Opponent Score

57 A TCU 38 63  
83 H St. John's (NY) 49 60120 H Yale 51 62  
176 H Air Force 60 71  
240 A Binghamton 47 60  
288 A Columbia 49 70  
290 H St. Francis Brooklyn 69 57  
328 A Wagner 61 46  
342 H Fairleigh Dickinson 62 40  
351 A LIU Brooklyn 57 42

LAST 12 Division I GAMES:

120 H Yale 51 62  
328 A Wagner 61 46  
342 H Fairleigh Dickinson 62 40  
351 A LIU Brooklyn 57 42  
57 A TCU 38 63  
290 H St. Francis Brooklyn 69 57  
240 A Binghamton 47 60  
176 H Air Force 60 71  
83 H St. John's (NY) 49 60  
288 A Columbia 49 70

Non-Div I Games:

Army West Point

Average RPI	Win:	220	WON-LOST	WINNING	LAST 10	STRENGTH OF	OPP. STRENGTH	TEAM	ADJ.	CONF.	ADJ CONF.
Average RPI	Loss:	5	RECORD	PCT. RANK	GAMES	SCHEDULE	OF SCHEDULE	RPI	RPI	RPI	RPI
DIV. I ONLY		7- 1		34	1- 0	241	94	43	43	5	5
DIV. I NON-CONF.		7- 1		34	1- 0	241	94	43	43	5	5
-----											
TOTALS	RPI 1-25		RPI 26-50		W-L RECORDS	RPI 51-100		RPI 101-150		RPI 150+	
7- 1	0- 1		1- 0		OVERALL	0- 0		0- 0		6- 0	
5- 0	0- 0		0- 0		HOME	0- 0		0- 0		5- 0	
2- 1	0- 1		1- 0		AWAY	0- 0		0- 0		1- 0	
0- 0	0- 0		0- 0		NEUTRAL	0- 0		0- 0		0- 0	
7- 1	0- 1		1- 0		NON-CONFERENCE	0- 0		0- 0		6- 0	
5- 0	0- 0		0- 0		HOME	0- 0		0- 0		5- 0	
2- 1	0- 1		1- 0		AWAY	0- 0		0- 0		1- 0	
0- 0	0- 0		0- 0		NEUTRAL	0- 0		0- 0		0- 0	
0- 0	0- 0		0- 0		CONFERENCE	0- 0		0- 0		0- 0	
0- 0	0- 0		0- 0		HOME	0- 0		0- 0		0- 0	
0- 0	0- 0		0- 0		AWAY	0- 0		0- 0		0- 0	
0- 0	0- 0		0- 0		NEUTRAL	0- 0		0- 0		0- 0	

RPI 1-25				RPI 26-50				Team's RPI: 43				RPI 51-100				RPI 101+			
RPI	S	Opponent	Score	RPI	S	Opponent	Score					RPI	S	Opponent	Score	RPI	S	Opponent	Score
5	A	Iowa St.	64 67	27	A	New Mexico	79 76									175	H	Ni chol l s St.	80 59
																193	H	Okl ahoma	95 79
																241	H	Grambl i ng	97 48
																254	H	Samford	73 46
																305	A	Sai nt Joseph' s	81 70
																343	H	Loui si ana	71 59
-----																			
LAST 12 Divi sion I GAMES:																			
				27	A	New Mexico	79 76					343	H	Loui si ana	71 59				
				5	A	Iowa St.	64 67					175	H	Ni chol l s St.	80 59				
				254	H	Samford	73 46					241	H	Grambl i ng	97 48				
				305	A	Sai nt Joseph' s	81 70												
				193	H	Okl ahoma	95 79												

Non-Di v I Games: Xavier (LA) 77 58

Auburn

Average RPI Win:	295	WON-LOST	WINNING	LAST 10	STRENGTH OF	OPP. STRENGTH	TEAM	ADJ.	CONF.	ADJ CONF.
Average RPI Loss:	218	RECORD	PCT. RANK	GAMES	SCHEDULE	OF SCHEDULE	RPI	RPI	RPI	RPI
DIV. I ONLY	3- 5	223	0- 0	350	134	345	345	20	20	
DIV. I NON-CONF.	3- 5	223	0- 0	350	134	345	345	20	20	
-----										
TOTALS	RPI 1-25	RPI 26-50	W-L RECORDS	RPI 51-100	RPI 101-150	RPI 150+				
3- 5	0- 0	0- 0	OVERALL	0- 0	0- 1	3- 4				
3- 1	0- 0	0- 0	HOME	0- 0	0- 0	3- 1				
0- 4	0- 0	0- 0	AWAY	0- 0	0- 1	0- 3				
0- 0	0- 0	0- 0	NEUTRAL	0- 0	0- 0	0- 0				
3- 5	0- 0	0- 0	NON-CONFERENCE	0- 0	0- 1	3- 4				
3- 1	0- 0	0- 0	HOME	0- 0	0- 0	3- 1				
0- 4	0- 0	0- 0	AWAY	0- 0	0- 1	0- 3				
0- 0	0- 0	0- 0	NEUTRAL	0- 0	0- 0	0- 0				
0- 0	0- 0	0- 0	CONFERENCE	0- 0	0- 0	0- 0				
0- 0	0- 0	0- 0	HOME	0- 0	0- 0	0- 0				
0- 0	0- 0	0- 0	AWAY	0- 0	0- 0	0- 0				
0- 0	0- 0	0- 0	NEUTRAL	0- 0	0- 0	0- 0				

RPI 1-25				RPI 26-50				RPI 51-100				RPI 101+ Team's RPI : 345							
RPI	S	Opponent	Score	RPI	S	Opponent	Score	RPI	S	Opponent	Score	RPI	S	Opponent	Score				
145	A	Cincinnati	48	69	163	A	Vanderbilt	70	99	250	A	Illinois St.	49	61	255	H	Alabama A&M	75	58
266	H	Mississippi Val.	89	95	267	A	Western Ill.	72	77	304	H	Northern Ky.	52	48	326	H	Lipscomb	70	58
LAST 12 Division I GAMES:																			
326	H	Lipscomb	70	58	255	H	Alabama A&M	75	58	250	A	Illinois St.	49	61	267	A	Western Ill.	72	77
304	H	Northern Ky.	52	48	266	H	Mississippi Val.	89	95	163	A	Vanderbilt	70	99	145	A	Cincinnati	48	69

Non-Div I Games: Christian Bros. 100 62 Trevecca Nazarene 90 78

Austin Peay

Average RPI Win: 191		WON-LOST	WINNING	LAST 10	STRENGTH OF	OPP. STRENGTH	TEAM	ADJ.	CONF.	ADJ CONF.
Average RPI Loss: 109		RECORD	PCT. RANK	GAMES	SCHEDULE	OF SCHEDULE	RPI	RPI	RPI	RPI
DIV. I ONLY	7- 3	87	1- 0	176	88	80	80	7	7	
DIV. I NON-CONF.	7- 3	87	1- 0	176	88	80	80	7	7	
-----										
TOTALS	RPI 1-25	RPI 26-50	W-L RECORDS	RPI 51-100	RPI 101-150	RPI 150+				
7- 3	0- 1	0- 0	OVERALL	1- 1	2- 0	4- 1				
3- 1	0- 1	0- 0	HOME	0- 0	1- 0	2- 0				
2- 2	0- 0	0- 0	AWAY	0- 1	1- 0	1- 1				
2- 0	0- 0	0- 0	NEUTRAL	1- 0	0- 0	1- 0				
7- 3	0- 1	0- 0	NON-CONFERENCE	1- 1	2- 0	4- 1				
3- 1	0- 1	0- 0	HOME	0- 0	1- 0	2- 0				
2- 2	0- 0	0- 0	AWAY	0- 1	1- 0	1- 1				
2- 0	0- 0	0- 0	NEUTRAL	1- 0	0- 0	1- 0				
0- 0	0- 0	0- 0	CONFERENCE	0- 0	0- 0	0- 0				
0- 0	0- 0	0- 0	HOME	0- 0	0- 0	0- 0				
0- 0	0- 0	0- 0	AWAY	0- 0	0- 0	0- 0				
0- 0	0- 0	0- 0	NEUTRAL	0- 0	0- 0	0- 0				

RPI 1-25				RPI 26-50				RPI 51-100 Team's RPI: 80				RPI 101+			
RPI	S	Opponent	Score	RPI	S	Opponent	Score	RPI	S	Opponent	Score	RPI	S	Opponent	Score
4	H	Cal i forni a	52 70					57	N	TCU	61 58	104	A	Utah St.	62 57
								99	A	Utah	67 78	136	H	Col orado St.	51 42
												183	H	UC Ri versi de	72 70
												223	A	Southern Utah	64 67
												270	H	Eastern Wash.	80 65
												289	N	Cal i forni a Bapti st	76 69
												295	A	Utah Val ley	77 51
LAST 12 Division I GAMES:															
136	H	Col orado St.	51 42	99	A	Utah	67 78	295	A	Utah Val ley	77 51	223	A	Southern Utah	64 67
270	H	Eastern Wash.	80 65	289	N	Cal i forni a Bapti st	76 69	57	N	TCU	61 58	104	A	Utah St.	62 57
4	H	Cal i forni a	52 70												
183	H	UC Ri versi de	72 70												

Non-Div I Games:

BYU

Average RPI Win:	208	WON-LOST	WINNING	LAST 10	STRENGTH OF	OPP. STRENGTH	TEAM	ADJ.	CONF.	ADJ CONF.
Average RPI Loss:	110	RECORD	PCT. RANK	GAMES	SCHEDULE	OF SCHEDULE	RPI	RPI	RPI	RPI
DIV. I ONLY	3- 7	252	0- 1	244	30	261	261	10	10	
DIV. I NON-CONF.	3- 7	252	0- 1	244	30	261	261	10	10	
-----										
TOTALS	RPI 1-25	RPI 26-50	W-L RECORDS	RPI 51-100	RPI 101-150	RPI 150+				
3- 7	0- 0	0- 2	OVERALL	0- 2	1- 0	2- 3				
2- 2	0- 0	0- 0	HOME	0- 1	1- 0	1- 1				
1- 2	0- 0	0- 1	AWAY	0- 0	0- 0	1- 1				
0- 3	0- 0	0- 1	NEUTRAL	0- 1	0- 0	0- 1				
3- 7	0- 0	0- 2	NON-CONFERENCE	0- 2	1- 0	2- 3				
2- 2	0- 0	0- 0	HOME	0- 1	1- 0	1- 1				
1- 2	0- 0	0- 1	AWAY	0- 0	0- 0	1- 1				
0- 3	0- 0	0- 1	NEUTRAL	0- 1	0- 0	0- 1				
0- 0	0- 0	0- 0	CONFERENCE	0- 0	0- 0	0- 0				
0- 0	0- 0	0- 0	HOME	0- 0	0- 0	0- 0				
0- 0	0- 0	0- 0	AWAY	0- 0	0- 0	0- 0				
0- 0	0- 0	0- 0	NEUTRAL	0- 0	0- 0	0- 0				

RPI 1-25				RPI 26-50				RPI 51-100				RPI 101+				Team's RPI: 261	
RPI	S	Opponent	Score	RPI	S	Opponent	Score	RPI	S	Opponent	Score	RPI	S	Opponent	Score		
				41	N	Duke	62 79	54	N	Qui nni pi ac	66 69	145	H	Ci nci nnati	75 63		
				42	A	Butl er	47 64	93	H	Purdue	38 80	155	N	Fordham	70 78		
												163	H	Vanderbil t	43 60		
												207	A	Western Ky.	86 83		
												225	A	Mi ssouri St.	54 74		
												271	H	Cl evel and St.	67 62		
LAST 12 Division I GAMES:																	
				54	N	Qui nni pi ac	66 69	163	H	Vanderbil t	43 60						
				41	N	Duke	62 79	42	A	Butl er	47 64						
				207	A	Western Ky.	86 83	145	H	Ci nci nnati	75 63						
				93	H	Purdue	38 80	155	N	Fordham	70 78						
								225	A	Mi ssouri St.	54 74						
								271	H	Cl evel and St.	67 62						

Non-Div I Games:

Ball St.

Average RPI	Win:	125	WON-LOST	WINNING	LAST 10	STRENGTH OF	OPP. STRENGTH	TEAM	ADJ.	CONF.	ADJ CONF.
Average RPI	Loss:	10	RECORD	PCT. RANK	GAMES	SCHEDULE	OF SCHEDULE	RPI	RPI	RPI	RPI
DIV. I ONLY		8- 1	28	0- 1	89	8	12	12	6	6	
DIV. I NON-CONF.		8- 1	28	0- 1	89	8	12	12	6	6	
-----											
TOTALS	RPI 1-25		RPI 26-50		W-L RECORDS	RPI 51-100	RPI 101-150		RPI 150+		
8- 1	0- 1		2- 0		OVERALL	2- 0	0- 0		4- 0		
4- 0	0- 0		0- 0		HOME	1- 0	0- 0		3- 0		
2- 1	0- 1		1- 0		AWAY	1- 0	0- 0		0- 0		
2- 0	0- 0		1- 0		NEUTRAL	0- 0	0- 0		1- 0		
8- 1	0- 1		2- 0		NON-CONFERENCE	2- 0	0- 0		4- 0		
4- 0	0- 0		0- 0		HOME	1- 0	0- 0		3- 0		
2- 1	0- 1		1- 0		AWAY	1- 0	0- 0		0- 0		
2- 0	0- 0		1- 0		NEUTRAL	0- 0	0- 0		1- 0		
0- 0	0- 0		0- 0		CONFERENCE	0- 0	0- 0		0- 0		
0- 0	0- 0		0- 0		HOME	0- 0	0- 0		0- 0		
0- 0	0- 0		0- 0		AWAY	0- 0	0- 0		0- 0		
0- 0	0- 0		0- 0		NEUTRAL	0- 0	0- 0		0- 0		

RPI	S	Opponent	Score	RPI	S	Opponent	Score	RPI	S	Opponent	Score	RPI	S	Opponent	Score
10	A	Stanford	63 68	26	A	Arizona St.	65 59	60	A	South Carolina	94 69	175	H	Nicholls St.	100 39
				31	N	South Dakota St.	72 66	84	H	Southern U.	94 49	177	H	Morehead St.	96 58
												182	N	Georgetown	67 46
												263	H	Saint Francis (PA)	116 58
-----															
LAST 12 Division I GAMES:															
10	A	Stanford	63 68	84	H	Southern U.	94 49	26	A	Arizona St.	65 59	263	H	Saint Francis (PA)	116 58
177	H	Morehead St.	96 58	26	A	Arizona St.	65 59	175	H	Nicholls St.	100 39				
60	A	South Carolina	94 69												
182	N	Georgetown	67 46												
31	N	South Dakota St.	72 66												

Non-Div I Games:

Bayl or

B  
e  
l  
m  
o  
n  
t

Belmont					Through Games Of Dec. 17, 2018						
Average RPI	Win:	181	WON-LOST	WINNING	LAST 10	STRENGTH OF	OPP. STRENGTH	TEAM	ADJ.	CONF.	ADJ CONF.
Average RPI	Loss:	57	RECORD	PCT. RANK	GAMES	SCHEDULE	OF SCHEDULE	RPI	RPI	RPI	RPI
DIV. I ONLY		6- 3	97	1- 0	123	69	47	47	20	20	
DIV. I NON-CONF.		6- 3	97	1- 0	123	69	47	47	20	20	
-----											
TOTALS		RPI 1-25	RPI 26-50		W-L RECORDS		RPI 51-100	RPI 101-150	RPI 150+		
6- 3	0- 1	0- 0	0- 0		OVERALL		1- 2	2- 0	3- 0		
2- 1	0- 0	0- 0	0- 0		HOME		0- 1	0- 0	2- 0		
4- 2	0- 1	0- 0	0- 0		AWAY		1- 1	2- 0	1- 0		
0- 0	0- 0	0- 0	0- 0		NEUTRAL		0- 0	0- 0	0- 0		
6- 3	0- 1	0- 0	0- 0		NON-CONFERENCE		1- 2	2- 0	3- 0		
2- 1	0- 0	0- 0	0- 0		HOME		0- 1	0- 0	2- 0		
4- 2	0- 1	0- 0	0- 0		AWAY		1- 1	2- 0	1- 0		
0- 0	0- 0	0- 0	0- 0		NEUTRAL		0- 0	0- 0	0- 0		
0- 0	0- 0	0- 0	0- 0		CONFERENCE		0- 0	0- 0	0- 0		
0- 0	0- 0	0- 0	0- 0		HOME		0- 0	0- 0	0- 0		
0- 0	0- 0	0- 0	0- 0		AWAY		0- 0	0- 0	0- 0		
0- 0	0- 0	0- 0	0- 0		NEUTRAL		0- 0	0- 0	0- 0		
-----											
RPI 1-25				RPI 26-50		Team's RPI: 47		RPI 51-100		RPI 101+	
RPI	S	Opponent	Score	RPI	S	Opponent	Score	RPI	S	Opponent	Score
3	A	NC State	62 77					55	A	Middle Tenn.	45 38
								71	H	Toledo	69 78
								96	A	Clemson	62 65

B  
e  
l  
m  
o  
n  
t

Non-Div I Games:

Bel mont

Average RPI Win: **271**  
 Average RPI Loss: **173**

WON-LOST  
RECORD

WINNING  
PCT. RANK

LAST 10  
GAMES

STRENGTH OF  
SCHEDULE

OPP. STRENGTH  
OF SCHEDULE

TEAM  
RPI

ADJ.  
RPI

CONF.  
RPI

ADJ CONF.  
RPI

DIV. I ONLY	4- 3	135	1- 0	314	215	224	224	32	32
DIV. I NON-CONF.	4- 3	135	1- 0	314	215	224	224	32	32
<hr/>									
TOTALS	RPI 1-25	RPI 26-50	W-L RECORDS	RPI 51-100	RPI 101-150	RPI 150+			
4- 3	0- 0	0- 0	OVERALL	0- 1	0- 0	4- 2			
3- 0	0- 0	0- 0	HOME	0- 0	0- 0	3- 0			
1- 3	0- 0	0- 0	AWAY	0- 1	0- 0	1- 2			
0- 0	0- 0	0- 0	NEUTRAL	0- 0	0- 0	0- 0			
4- 3	0- 0	0- 0	NON-CONFERENCE	0- 1	0- 0	4- 2			
3- 0	0- 0	0- 0	HOME	0- 0	0- 0	3- 0			
1- 3	0- 0	0- 0	AWAY	0- 1	0- 0	1- 2			
0- 0	0- 0	0- 0	NEUTRAL	0- 0	0- 0	0- 0			
0- 0	0- 0	0- 0	CONFERENCE	0- 0	0- 0	0- 0			
0- 0	0- 0	0- 0	HOME	0- 0	0- 0	0- 0			
0- 0	0- 0	0- 0	AWAY	0- 0	0- 0	0- 0			
0- 0	0- 0	0- 0	NEUTRAL	0- 0	0- 0	0- 0			

RPI 1-25				RPI 26-50				RPI 51-100				RPI 101+ Team's RPI: 224			
RPI	S	Opponent	Score	RPI	S	Opponent	Score	RPI	S	Opponent	Score	RPI	S	Opponent	Score
								87	A	South Fla.	39 88	188	A	Florida	53 64
												219	A	Jacksonville	58 56
												235	H	North Florida	76 60
												244	A	Ga. Southern	76 77
												314	H	FIU	68 57
												316	H	Liberty	81 76
<hr/>															
LAST 12 Division I GAMES:															
								87	A	South Fla.	39 88	235	H	North Florida	76 60
								316	H	Liberty	81 76	188	A	Florida	53 64
												219	A	Jacksonville	58 56
												244	A	Ga. Southern	76 77
												314	H	FIU	68 57

Non-Div I Games: Flagler 74 59 Edward Waters 73 46

Bethune-Cookman

Loss, Non-Conf, S Site, H Home A Away N Neutral



Average RPI Win: 302 WON-LOST RECORD WINNING PCT. RANK LAST 10 GAMES STRENGTH OF SCHEDULE OPP. STRENGTH OF SCHEDULE TEAM RPI ADJ. RPI CONF. RPI ADJ CONF. RPI

DIV. I ONLY	3- 7	252	0- 1	102	272	240	240	22	22
DIV. I NON-CONF.	3- 7	252	0- 1	102	272	240	240	22	22
TOTALS	RPI 1-25	RPI 26-50	W-L RECORDS	RPI 51-100	RPI 101-150	RPI 150+			
3- 7	0- 2	0- 0	OVERALL	0- 1	0- 1	3- 3			
3- 2	0- 0	0- 0	HOME	0- 0	0- 1	3- 1			
0- 5	0- 2	0- 0	AWAY	0- 1	0- 0	0- 2			
0- 0	0- 0	0- 0	NEUTRAL	0- 0	0- 0	0- 0			
3- 7	0- 2	0- 0	NON-CONFERENCE	0- 1	0- 1	3- 3			
3- 2	0- 0	0- 0	HOME	0- 0	0- 1	3- 1			
0- 5	0- 2	0- 0	AWAY	0- 1	0- 0	0- 2			
0- 0	0- 0	0- 0	NEUTRAL	0- 0	0- 0	0- 0			
0- 0	0- 0	0- 0	CONFERENCE	0- 0	0- 0	0- 0			
0- 0	0- 0	0- 0	HOME	0- 0	0- 0	0- 0			
0- 0	0- 0	0- 0	AWAY	0- 0	0- 0	0- 0			
0- 0	0- 0	0- 0	NEUTRAL	0- 0	0- 0	0- 0			

RPI	S	Opponent	Score	RPI	S	Opponent	Score	RPI	S	Opponent	Score	RPI	S	Opponent	Score	Team's RPI: 240
1	A	Notre Dame	53 103					62	A	Ohio	49 86	137	H	Lehigh	55 65	
7	A	Marquette	40 93									232	H	Rider	57 62	
												258	H	Cornell	72 61	
												292	A	Niagara	72 79	
												306	H	Army West Point	60 47	
												324	A	Lafayette	50 59	
												342	H	Fairleigh Dickinson	73 54	
LAST 12 Division I GAMES:																
7	A	Marquette	40 93	342	H	Fairleigh Dickinson	73 54									
1	A	Notre Dame	53 103	306	H	Army West Point	60 47									
232	H	Rider	57 62	137	H	Lehigh	55 65									
292	A	Niagara	72 79	62	A	Ohio	49 86									
				324	A	Lafayette	50 59									
				258	H	Cornell	72 61									

Non-Div I Games: Charleston (WV) 69 62 Caldwell 73 54

Binghamton

Average RPI Win:

166

Average RPI Loss:

90

WON-LOST  
RECORD6- 2  
6- 2WINNING  
PCT. RANK66  
66LAST 10  
GAMES1- 0  
1- 0STRENGTH OF  
SCHEDULE230  
230OPP. STRENGTH  
OF SCHEDULE34  
34TEAM  
RPI90  
90ADJ.  
RPI90  
90CONF.  
RPI9  
9ADJ CONF.  
RPI9  
9DIV. I ONLY  
DIV. I NON-CONF.

TOTALS

RPI 1-25

RPI 26-50

W-L RECORDS

RPI 51-100

RPI 101-150

RPI 150+

6- 2

0- 1

0- 0

OVERALL

2- 0

1- 0

3- 1

2- 1

0- 1

0- 0

HOME

0- 0

1- 0

1- 0

1- 1

0- 0

0- 0

AWAY

1- 0

0- 0

0- 1

3- 0

0- 0

0- 0

NEUTRAL

1- 0

0- 0

2- 0

6- 2

0- 1

0- 0

NON-CONFERENCE

2- 0

1- 0

3- 1

2- 1

0- 1

0- 0

HOME

0- 0

1- 0

1- 0

1- 1

0- 0

0- 0

AWAY

1- 0

0- 0

0- 1

3- 0

0- 0

0- 0

NEUTRAL

1- 0

0- 0

2- 0

0- 0

0- 0

0- 0

CONFERENCE

0- 0

0- 0

0- 0

0- 0

0- 0

0- 0

HOME

0- 0

0- 0

0- 0

0- 0

0- 0

0- 0

AWAY

0- 0

0- 0

0- 0

0- 0

0- 0

0- 0

NEUTRAL

0- 0

0- 0

0- 0

RPI 1-25

RPI 26-50

RPI 51-100

Team's RPI: 90

RPI 101+

RPI	S	Opponent	Score
9	H	Louisville	55 74

RPI	S	Opponent	Score
63	A	Washington	73 69
81	N	UNI	61 60

RPI	S	Opponent	Score
126	H	CSUN	74 63
171	A	Washington St.	71 95
190	N	Idaho	91 85
263	N	Saint Francis (PA)	78 64
270	H	Eastern Wash.	67 55

RPI	S	Opponent	Score
126	H	CSUN	74 63
171	A	Washington St.	71 95
190	N	Idaho	91 85
263	N	Saint Francis (PA)	78 64
270	H	Eastern Wash.	67 55

LAST 12 Division I GAMES:

63	A	Washington	73	69
263	N	Saint Francis (PA)	78	64
270	H	Eastern Wash.	67	55
171	A	Washington St.	71	95
81	N	UNI	61	60
190	N	Idaho	91	85

9	H	Louisville	55	74
126	H	CSUN	74	63

Non-Div I Games:

Southern Ore.

91 46

Northwest Chrst.

93 26

Boise St.

Average RPI	Win:	232	WON-LOST	WINNING	LAST 10	STRENGTH OF	OPP. STRENGTH	TEAM	ADJ.	CONF.	ADJ CONF.
Average RPI	Loss:	77	RECORD	PCT. RANK	GAMES	SCHEDULE	OF SCHEDULE	RPI	RPI	RPI	RPI
DIV. I ONLY		9- 2		41	1- 0	237	179	122	122	1	1
DIV. I NON-CONF.		9- 2		41	1- 0	237	179	122	122	1	1
-----											
TOTALS	RPI 1-25		RPI 26-50		W-L RECORDS	RPI 51-100		RPI 101-150		RPI 150+	
9- 2	0- 0		0- 1		OVERALL	0- 0		1- 1		8- 0	
5- 2	0- 0		0- 1		HOME	0- 0		0- 1		5- 0	
2- 0	0- 0		0- 0		AWAY	0- 0		1- 0		1- 0	
2- 0	0- 0		0- 0		NEUTRAL	0- 0		0- 0		2- 0	
9- 2	0- 0		0- 1		NON-CONFERENCE	0- 0		1- 1		8- 0	
5- 2	0- 0		0- 1		HOME	0- 0		0- 1		5- 0	
2- 0	0- 0		0- 0		AWAY	0- 0		1- 0		1- 0	
2- 0	0- 0		0- 0		NEUTRAL	0- 0		0- 0		2- 0	
0- 0	0- 0		0- 0		CONFERENCE	0- 0		0- 0		0- 0	
0- 0	0- 0		0- 0		HOME	0- 0		0- 0		0- 0	
0- 0	0- 0		0- 0		AWAY	0- 0		0- 0		0- 0	
0- 0	0- 0		0- 0		NEUTRAL	0- 0		0- 0		0- 0	

RPI 1-25				RPI 26-50				RPI 51-100				RPI 101+ Team's RPI: 122			
RPI	S	Opponent	Score	RPI	S	Opponent	Score	RPI	S	Opponent	Score	RPI	S	Opponent	Score
				32	H	Minnesota	69 77					121	H	Providence	57 61
												129	A	Houston	64 57
												151	A	Rhode Island	88 64
												189	H	Boston U.	78 51
												209	H	Holy Cross	89 63
												232	N	Rider	112 61
												281	H	Saint Peter's	89 57
												286	H	Bryant	83 46
												288	H	Columbia	74 60
												322	N	Loyola Maryland	73 47
LAST 12 Division I GAMES:															
				288	H	Columbia	74 60					232	N	Rider	112 61
				121	H	Providence	57 61					189	H	Boston U.	78 51
				322	N	Loyola Maryland	73 47					32	H	Minnesota	69 77
				129	A	Houston	64 57					286	H	Bryant	83 46
				209	H	Holy Cross	89 63					151	A	Rhode Island	88 64
				281	H	Saint Peter's	89 57								

Non-Div I Games:

Boston College

Average RPI	Win:	253	WON-LOST	WINNING	LAST 10	STRENGTH OF	OPP. STRENGTH	TEAM	ADJ.	CONF.	ADJ CONF.
Average RPI	Loss:	148	RECORD	PCT. RANK	GAMES	SCHEDULE	OF SCHEDULE	RPI	RPI	RPI	RPI
DIV. I ONLY		4- 5	191	0- 1	122	280	189	189	23	23	
DIV. I NON-CONF.		4- 5	191	0- 1	122	280	189	189	23	23	
-----											
TOTALS	RPI 1-25		RPI 26-50		W-L RECORDS	RPI 51-100		RPI 101-150		RPI 150+	
4- 5	0- 0		0- 1		OVERALL	0- 0		0- 2		4- 2	
4- 0	0- 0		0- 0		HOME	0- 0		0- 0		4- 0	
0- 5	0- 0		0- 1		AWAY	0- 0		0- 2		0- 2	
0- 0	0- 0		0- 0		NEUTRAL	0- 0		0- 0		0- 0	
4- 5	0- 0		0- 1		NON-CONFERENCE	0- 0		0- 2		4- 2	
4- 0	0- 0		0- 0		HOME	0- 0		0- 0		4- 0	
0- 5	0- 0		0- 1		AWAY	0- 0		0- 2		0- 2	
0- 0	0- 0		0- 0		NEUTRAL	0- 0		0- 0		0- 0	
0- 0	0- 0		0- 0		CONFERENCE	0- 0		0- 0		0- 0	
0- 0	0- 0		0- 0		HOME	0- 0		0- 0		0- 0	
0- 0	0- 0		0- 0		AWAY	0- 0		0- 0		0- 0	
0- 0	0- 0		0- 0		NEUTRAL	0- 0		0- 0		0- 0	

RPI	S	Opponent	Score	RPI	S	Opponent	Score	RPI	S	Opponent	Score	RPI	S	Opponent	Score
				29	A	Northeastern	51 81					122	A	Boston College	51 78
												133	A	Marist	57 68
												200	A	Massachusetts	55 66
												208	H	Delaware	72 61
												239	H	Brown	72 51
												256	A	Dartmouth	44 64
												277	H	New Hampshire	60 39
												286	H	Bryant	67 65
-----															
LAST 12 Division I GAMES:															
				286	H	Bryant	67 65					122	A	Boston College	51 78
				133	A	Marist	57 68					200	A	Massachusetts	55 66
				239	H	Brown	72 51					256	A	Dartmouth	44 64
				29	A	Northeastern	51 81					208	H	Delaware	72 61
												277	H	New Hampshire	60 39

Non-Div I Games:

Boston U.

## Bowling Green

Through Games Of Dec. 17, 2018

Average RPI Win:	291	WON-LOST	WINNING	LAST 10	STRENGTH OF	OPP. STRENGTH	TEAM	ADJ.	CONF.	ADJ CONF.
Average RPI Loss:	95	RECORD	PCT. RANK	GAMES	SCHEDULE	OF SCHEDULE	RPI	RPI	RPI	RPI
DIV. I ONLY	5- 4	140	1- 0	188	262	167	167	10	10	
DIV. I NON-CONF.	5- 4	140	1- 0	188	262	167	167	10	10	
-----										
TOTALS	RPI 1-25	RPI 26-50	W-L RECORDS	RPI 51-100	RPI 101-150	RPI 150+				
5- 4	0- 1	0- 0	OVERALL	0- 1	0- 1	5- 1				
4- 0	0- 0	0- 0	HOME	0- 0	0- 0	4- 0				
1- 3	0- 1	0- 0	AWAY	0- 1	0- 0	1- 1				
0- 1	0- 0	0- 0	NEUTRAL	0- 0	0- 1	0- 0				
5- 4	0- 1	0- 0	NON-CONFERENCE	0- 1	0- 1	5- 1				
4- 0	0- 0	0- 0	HOME	0- 0	0- 0	4- 0				
1- 3	0- 1	0- 0	AWAY	0- 1	0- 0	1- 1				
0- 1	0- 0	0- 0	NEUTRAL	0- 0	0- 1	0- 0				
0- 0	0- 0	0- 0	CONFERENCE	0- 0	0- 0	0- 0				
0- 0	0- 0	0- 0	HOME	0- 0	0- 0	0- 0				
0- 0	0- 0	0- 0	AWAY	0- 0	0- 0	0- 0				
0- 0	0- 0	0- 0	NEUTRAL	0- 0	0- 0	0- 0				

RPI 1-25				RPI 26-50				RPI 51-100				RPI 101+				Team's RPI: 167
RPI	S	Opponent	Score	RPI	S	Opponent	Score	RPI	S	Opponent	Score	RPI	S	Opponent	Score	
25	A	Michigan St.	69 99					69	A	Xavier	49 65	131	N	Mercer	63 76	
												154	A	Coastal Caro.	80 81	
												229	H	Loyol a Chi cago	88 74	
												287	H	Robert Morris	61 60	
												297	H	Detroit Mercy	79 73	
												310	H	Marshall	99 76	
												330	A	Canisius	74 53	
-----																
LAST 12 Division I GAMES:																
297	H	Detroit Mercy	79 73	69	A	Xavier	49 65	131	N	Mercer	63 76					
330	A	Canisius	74 53					154	A	Coastal Caro.	80 81					
25	A	Michigan St.	69 99					229	H	Loyol a Chi cago	88 74					
								287	H	Robert Morris	61 60					
								310	H	Marshall	99 76					

Non-Div I Games:

Bowling Green

■ Loss, 
 ■ Non-Conf, 
 S Site, 
 H Home 
 A Away 
 N Neutral

Average RPI Win: 242		WON-LOST RECORD	WINNING PCT. RANK	LAST 10 GAMES	STRENGTH OF SCHEDULE	OPP. STRENGTH OF SCHEDULE	TEAM RPI	ADJ. RPI	CONF. RPI	ADJ. CONF. RPI
Average RPI Loss: 0										
DIV. I ONLY		7- 0	1	1- 0	341	80	125	125	15	15
DIV. I NON-CONF.		7- 0	1	1- 0	341	80	125	125	15	15
TOTALS		RPI 1-25	RPI 26-50	W-L RECORDS		RPI 51-100	RPI 101-150	RPI 150+		
7- 0	0- 0		0- 0	OVERALL		0- 0	0- 0	7- 0		
4- 0	0- 0		0- 0	HOME		0- 0	0- 0	4- 0		
2- 0	0- 0		0- 0	AWAY		0- 0	0- 0	2- 0		
1- 0	0- 0		0- 0	NEUTRAL		0- 0	0- 0	1- 0		
7- 0	0- 0		0- 0	NON-CONFERENCE		0- 0	0- 0	7- 0		
4- 0	0- 0		0- 0	HOME		0- 0	0- 0	4- 0		
2- 0	0- 0		0- 0	AWAY		0- 0	0- 0	2- 0		
1- 0	0- 0		0- 0	NEUTRAL		0- 0	0- 0	1- 0		
0- 0	0- 0		0- 0	CONFERENCE		0- 0	0- 0	0- 0		
0- 0	0- 0		0- 0	HOME		0- 0	0- 0	0- 0		
0- 0	0- 0		0- 0	AWAY		0- 0	0- 0	0- 0		
0- 0	0- 0		0- 0	NEUTRAL		0- 0	0- 0	0- 0		

RPI 1-25				RPI 26-50				RPI 51-100				RPI 101+ Team's RPI: 125			
RPI	S	Opponent	Score	RPI	S	Opponent	Score	RPI	S	Opponent	Score	RPI	S	Opponent	Score
												208	N	Delaware	59 47
												221	H	Oakland	73 64
												222	H	Southeast Mo. St.	85 79
												246	H	Eastern Ill.	67 64
												260	A	Omaha	80 60
												267	H	Western Ill.	82 68
												269	A	Fla. Atlantic	80 59
LAST 12 Division I GAMES:															
				269	A	Fla. Atlantic	80 59	208	N	Delaware	59 47				
				260	A	Omaha	80 60	222	H	Southeast Mo. St.	85 79				
				267	H	Western Ill.	82 68								
				221	H	Oakland	73 64								
				246	H	Eastern Ill.	67 64								

Bradley

Average RPI Win:	258	WON-LOST	WINNING	LAST 10	STRENGTH OF	OPP. STRENGTH	TEAM	ADJ.	CONF.	ADJ CONF.
Average RPI Loss:	152	RECORD	PCT. RANK	GAMES	SCHEDULE	OF SCHEDULE	RPI	RPI	RPI	RPI
DIV. I ONLY	5- 6	187	0- 1	268	196	239	239	17	17	
DIV. I NON-CONF.	5- 6	187	0- 1	268	196	239	239	17	17	
-----										
TOTALS	RPI 1-25	RPI 26-50	W-L RECORDS	RPI 51-100	RPI 101-150	RPI 150+				
5- 6	0- 0	0- 2	OVERALL	0- 0	0- 0	5- 4				
3- 2	0- 0	0- 1	HOME	0- 0	0- 0	3- 1				
1- 4	0- 0	0- 1	AWAY	0- 0	0- 0	1- 3				
1- 0	0- 0	0- 0	NEUTRAL	0- 0	0- 0	1- 0				
5- 6	0- 0	0- 2	NON-CONFERENCE	0- 0	0- 0	5- 4				
3- 2	0- 0	0- 1	HOME	0- 0	0- 0	3- 1				
1- 4	0- 0	0- 1	AWAY	0- 0	0- 0	1- 3				
1- 0	0- 0	0- 0	NEUTRAL	0- 0	0- 0	1- 0				
0- 0	0- 0	0- 0	CONFERENCE	0- 0	0- 0	0- 0				
0- 0	0- 0	0- 0	HOME	0- 0	0- 0	0- 0				
0- 0	0- 0	0- 0	AWAY	0- 0	0- 0	0- 0				
0- 0	0- 0	0- 0	NEUTRAL	0- 0	0- 0	0- 0				

RPI 1-25				RPI 26-50				RPI 51-100				RPI 101+				Team's RPI: 239	
RPI	S	Opponent	Score	RPI	S	Opponent	Score	RPI	S	Opponent	Score	RPI	S	Opponent	Score		
				38	A	Maine	96	102				151	A	Rhode Island	67	72	
				48	H	Bucknell	78	91				189	A	Boston U.	51	72	
												200	H	Massachusetts	61	90	
												209	A	Holy Cross	89	85	
												252	H	Central Conn. St.	68	63	
												265	H	Fairfield	68	49	
												277	H	New Hampshire	76	70	
												286	A	Bryant	57	75	
												286	N	Bryant	84	68	
LAST 12 Division I GAMES:																	
				200	H	Massachusetts	61	90				151	A	Rhode Island	67	72	
				265	H	Fairfield	68	49				38	A	Maine	96	102	
				209	A	Holy Cross	89	85				286	N	Bryant	84	68	
				277	H	New Hampshire	76	70				48	H	Bucknell	78	91	
				189	A	Boston U.	51	72				252	H	Central Conn. St.	68	63	
				286	A	Bryant	57	75									

Non-Div I Games: Johnson &amp; Wales (RI) 78 46

Brown

Average RPI Win: **278**  
 Average RPI Loss: **166**

WON-LOST  
RECORD

WINNING  
PCT. RANK

LAST 10  
GAMES

STRENGTH OF  
SCHEDULE

OPP. STRENGTH  
OF SCHEDULE

TEAM  
RPI

ADJ.  
RPI

CONF.  
RPI

ADJ CONF.  
RPI

DIV. I ONLY	2- 8	283	0- 1	222	199	286	286	31	31
DIV. I NON-CONF.	2- 8	283	0- 1	222	199	286	286	31	31
-----									
TOTALS	RPI 1-25	RPI 26-50	W-L RECORDS	RPI 51-100	RPI 101-150	RPI 150+			
2- 8	0- 0	0- 1	OVERALL	0- 0	0- 3	2- 4			
1- 1	0- 0	0- 1	HOME	0- 0	0- 0	1- 0			
1- 5	0- 0	0- 0	AWAY	0- 0	0- 2	1- 3			
0- 2	0- 0	0- 0	NEUTRAL	0- 0	0- 1	0- 1			
2- 8	0- 0	0- 1	NON-CONFERENCE	0- 0	0- 3	2- 4			
1- 1	0- 0	0- 1	HOME	0- 0	0- 0	1- 0			
1- 5	0- 0	0- 0	AWAY	0- 0	0- 2	1- 3			
0- 2	0- 0	0- 0	NEUTRAL	0- 0	0- 1	0- 1			
0- 0	0- 0	0- 0	CONFERENCE	0- 0	0- 0	0- 0			
0- 0	0- 0	0- 0	HOME	0- 0	0- 0	0- 0			
0- 0	0- 0	0- 0	AWAY	0- 0	0- 0	0- 0			
0- 0	0- 0	0- 0	NEUTRAL	0- 0	0- 0	0- 0			

RPI 1-25				RPI 26-50				RPI 51-100				RPI 101+ Team's RPI: 286			
RPI	S	Opponent	Score	RPI	S	Opponent	Score	RPI	S	Opponent	Score	RPI	S	Opponent	Score
				38	H	Maine	57 74					119	A	Hartford	57 67
												121	N	Providence	64 72
												122	A	Boston College	46 83
												189	A	Boston U.	65 67
												220	A	West Virginia	48 94
												239	H	Brown	75 57
												239	N	Brown	68 84
												277	A	New Hampshire	74 79
												317	A	UMass Lowell	58 57
LAST 12 Division I GAMES:															
				189	A	Boston U.	65 67	121	N	Providence	64 72				
				220	A	West Virginia	48 94	119	A	Hartford	57 67				
				38	H	Maine	57 74	122	A	Boston College	46 83				
				239	H	Brown	75 57	239	N	Brown	68 84				
				317	A	UMass Lowell	58 57	277	A	New Hampshire	74 79				

Non-Div I Games:

Bryant



Average RPI	Win:	210	WON-LOST	WINNING	LAST 10	STRENGTH OF	OPP. STRENGTH	TEAM	ADJ.	CONF.	ADJ CONF.
Average RPI	Loss:	79	RECORD	PCT. RANK	GAMES	SCHEDULE	OF SCHEDULE	RPI	RPI	RPI	RPI
DIV. I ONLY		8- 2		46	1- 0	225	101	48	48	23	23
DIV. I NON-CONF.		8- 2		46	1- 0	225	101	48	48	23	23
-----											
TOTALS	RPI 1-25		RPI 26-50		W-L RECORDS	RPI 51-100		RPI 101-150		RPI 150+	
8- 2	0- 1		0- 0		OVERALL	1- 0		0- 1		7- 0	
3- 0	0- 0		0- 0		HOME	1- 0		0- 0		2- 0	
3- 2	0- 1		0- 0		AWAY	0- 0		0- 1		3- 0	
2- 0	0- 0		0- 0		NEUTRAL	0- 0		0- 0		2- 0	
8- 2	0- 1		0- 0		NON-CONFERENCE	1- 0		0- 1		7- 0	
3- 0	0- 0		0- 0		HOME	1- 0		0- 0		2- 0	
3- 2	0- 1		0- 0		AWAY	0- 0		0- 1		3- 0	
2- 0	0- 0		0- 0		NEUTRAL	0- 0		0- 0		2- 0	
0- 0	0- 0		0- 0		CONFERENCE	0- 0		0- 0		0- 0	
0- 0	0- 0		0- 0		HOME	0- 0		0- 0		0- 0	
0- 0	0- 0		0- 0		AWAY	0- 0		0- 0		0- 0	
0- 0	0- 0		0- 0		NEUTRAL	0- 0		0- 0		0- 0	

RPI 1-25	RPI 26-50	Team's RPI: 48	RPI 51-100	RPI 101+
RPI S Opponent Score	RPI S Opponent Score		RPI S Opponent Score	RPI S Opponent Score
15 A Syracuse 56 70			54 H Quinnipiac 75 58	143 A Drexel 42 64
				191 A Monmouth 70 32
				200 N Massachusetts 77 58
				232 H Rider 80 59
				239 A Brown 91 78
				245 A St. Bonaventure 77 46
				251 H Iona 81 43
				265 N Fairfield 77 54
LAST 12 Division I GAMES:				
232 H Rider 80 59	251 H Iona 81 43		245 A St. Bonaventure 77 46	
143 A Drexel 42 64	239 A Brown 91 78		265 N Fairfield 77 54	
54 H Quinnipiac 75 58	200 N Massachusetts 77 58		15 A Syracuse 56 70	
191 A Monmouth 70 32				

Non-Div I Games:

Bucknell I

Average RPI Win: 234

Average RPI Loss: 67

WON-LOST  
RECORDWINNING  
PCT. RANKLAST 10  
GAMESSTRENGTH OF  
SCHEDULEOPP. STRENGTH  
OF SCHEDULETEAM  
RPIADJ.  
RPICONF.  
RPIADJ CONF.  
RPIDIV. I ONLY  
DIV. I NON-CONF.6- 2  
6- 266  
660- 1  
0- 1274  
27484  
8491  
9191  
9110  
1010  
10

TOTALS

RPI 1-25

RPI 26-50

W-L RECORDS

RPI 51-100

RPI 101-150

RPI 150+

6- 2 0- 1

1- 0 0- 0

3- 2 0- 1

2- 0 0- 0

1- 0

0- 0

0- 0

1- 0

OVERALL

HOME

AWAY

NEUTRAL

0- 0

0- 0

0- 0

0- 0

0- 1

0- 0

0- 1

0- 0

5- 0

1- 0

3- 0

1- 0

6- 2 0- 1

1- 0 0- 0

3- 2 0- 1

2- 0 0- 0

1- 0

0- 0

0- 0

1- 0

NON-CONFERENCE

HOME

AWAY

NEUTRAL

0- 0

0- 0

0- 0

0- 0

0- 1

0- 0

0- 1

0- 0

5- 0

1- 0

3- 0

1- 0

0- 0 0- 0

0- 0 0- 0

0- 0 0- 0

0- 0 0- 0

0- 0

0- 0

0- 0

0- 0

CONFERENCE

HOME

AWAY

NEUTRAL

0- 0

0- 0

0- 0

0- 0

0- 0

0- 0

0- 0

0- 0

0- 0

0- 0

0- 0

0- 0

RPI 1-25

RPI 26-50

RPI 51-100 Team's RPI: 91

RPI 101+

RPI	S	Opponent	Score
6	A	Oregon	82 102

RPI	S	Opponent	Score
31	N	South Dakota St.	61 55

RPI	S	Opponent	Score
-----	---	----------	-------

RPI	S	Opponent	Score
127	A	Dayton	59 72
182	N	Georgetown	73 64
252	A	Central Conn. St.	82 69
292	H	Niagara	88 61
315	A	UMES	69 63
330	A	Canisius	84 66

LAST 12 Division I GAMES:

127	A	Dayton	59	72	31	N	South Dakota St.	61	55
330	A	Canisius	84	66	182	N	Georgetown	73	64
252	A	Central Conn. St.	82	69	6	A	Oregon	82	102
					292	H	Niagara	88	61
					315	A	UMES	69	63

Non-Div I Games:

Buffalo

■ Loss, 
 ■ Non-Conf, S Site, 
 ■ Home 
 ■ Away 
 N Neutral

Butler

Butler			Through Games Of Dec. 17, 2018								
Average RPI	Win:	247	WON-LOST RECORD	WINNING PCT. RANK	LAST 10 GAMES	STRENGTH OF SCHEDULE	OPP. STRENGTH OF SCHEDULE	TEAM RPI	ADJ. RPI	CONF. RPI	ADJ CONF. RPI
Average RPI	Loss:	14									
DIV. I ONLY			8- 1	28	1- 0	181	277	42	42	4	4
DIV. I NON-CONF.			8- 1	28	1- 0	181	277	42	42	4	4
-----											
TOTALS	RPI 1-25			RPI 26-50		W-L RECORDS	RPI 51-100		RPI 101-150		RPI 150+
8- 1	0- 1			0- 0		OVERALL	0- 0		1- 0		7- 0
7- 0	0- 0			0- 0		HOME	0- 0		1- 0		6- 0
1- 1	0- 1			0- 0		AWAY	0- 0		0- 0		1- 0
0- 0	0- 0			0- 0		NEUTRAL	0- 0		0- 0		0- 0
8- 1	0- 1			0- 0		NON-CONFERENCE	0- 0		1- 0		7- 0
7- 0	0- 0			0- 0		HOME	0- 0		1- 0		6- 0
1- 1	0- 1			0- 0		AWAY	0- 0		0- 0		1- 0
0- 0	0- 0			0- 0		NEUTRAL	0- 0		0- 0		0- 0
0- 0	0- 0			0- 0		CONFERENCE	0- 0		0- 0		0- 0
0- 0	0- 0			0- 0		HOME	0- 0		0- 0		0- 0
0- 0	0- 0			0- 0		AWAY	0- 0		0- 0		0- 0
0- 0	0- 0			0- 0		NEUTRAL	0- 0		0- 0		0- 0

Butler

RPI 1-25				Team's RPI: 42				RPI 51-100				RPI 101+			
RPI	S	Opponent	Score	RPI	S	Opponent	Score	RPI	S	Opponent	Score	RPI	S	Opponent	Score
14	A	Indiana	46 66									106	H	Indiana St.	72 49
												230	A	Akron	63 47
												246	H	Eastern Ill.	72 37
												250	H	Illinois St.	58 56
												261	H	Ball St.	64 47
												267	H	Western Ill.	92 51
												301	H	Murray St.	86 65
												317	H	UMass Lowell	89 36
LAST 12 Division I GAMES:															
230	A	Akron	63 47	106	H	Indiana St.	72 49								
14	A	Indiana	46 66	301	H	Murray St.	86 65								
261	H	Ball St.	64 47	246	H	Eastern Ill.	72 37								
250	H	Illinois St.	58 56												
317	H	UMass Lowell	89 36												
267	H	Western Ill.	92 51												

Non-Div I Games:

Butler

Average RPI Win: 194 WON-LOST RECORD WINNING PCT. RANK LAST 10 GAMES STRENGTH OF SCHEDULE OPP. STRENGTH OF SCHEDULE TEAM RPI ADJ. RPI CONF. RPI ADJ. CONF. RPI

DIV. I ONLY	2- 5	260	0- 1	290	251	279	279	30	30
DIV. I NON-CONF.	2- 5	260	0- 1	290	251	279	279	30	30
TOTALS	RPI 1-25	RPI 26-50	W-L RECORDS	RPI 51-100	RPI 101-150	RPI 150+			
2- 5	0- 0	0- 0	OVERALL	0- 0	1- 0	1- 5			
1- 0	0- 0	0- 0	HOME	0- 0	1- 0	0- 0			
1- 5	0- 0	0- 0	AWAY	0- 0	0- 0	1- 5			
0- 0	0- 0	0- 0	NEUTRAL	0- 0	0- 0	0- 0			
2- 5	0- 0	0- 0	NON-CONFERENCE	0- 0	1- 0	1- 5			
1- 0	0- 0	0- 0	HOME	0- 0	1- 0	0- 0			
1- 5	0- 0	0- 0	AWAY	0- 0	0- 0	1- 5			
0- 0	0- 0	0- 0	NEUTRAL	0- 0	0- 0	0- 0			
0- 0	0- 0	0- 0	CONFERENCE	0- 0	0- 0	0- 0			
0- 0	0- 0	0- 0	HOME	0- 0	0- 0	0- 0			
0- 0	0- 0	0- 0	AWAY	0- 0	0- 0	0- 0			
0- 0	0- 0	0- 0	NEUTRAL	0- 0	0- 0	0- 0			

RPI S Opponent	Score	RPI S Opponent	Score	RPI S Opponent	Score	RPI S Opponent	Score	Team's RPI: 279
						105 H Wright St.	76 74	
						153 A UC Irvine	78 85	
						210 A Cal St. Fullerton	56 64	
						247 A San Jose St.	72 82	
						260 A Omaha	46 53	
						282 A UC Santa Barbara	56 48	
						311 A UTEP	47 53	
LAST 12 Division I GAMES:								
311 A UTEP	47 53	260 A Omaha	46 53	210 A Cal St. Fullerton	56 64	153 A UC Irvine	78 85	
282 A UC Santa Barbara	56 48	210 A Cal St. Fullerton	56 64	153 A UC Irvine	78 85	247 A San Jose St.	72 82	
105 H Wright St.	76 74							

Non-Div I Games: Whittier 74 46 Westcliff 91 37

CSUN

Average RPI Win: 204

Average RPI Loss: 82

WON-LOST RECORD

WINNING PCT. RANK

LAST 10 GAMES

STRENGTH OF SCHEDULE

OPP. STRENGTH OF SCHEDULE

TEAM RPI

ADJ. RPI

CONF. RPI

ADJ CONF. RPI

DIV. I ONLY

DIV. I NON-CONF.

5- 7

208

0- 1

57

158

126

126

21

21

5- 7

208

0- 1

57

158

126

126

21

21

TOTALS

RPI 1-25

RPI 26-50

W-L RECORDS

RPI 51-100

RPI 101-150

RPI 150+

5- 7

0- 2

0- 0

OVERALL

0- 3

1- 1

4- 1

3- 2

0- 0

0- 0

HOME

0- 1

0- 1

3- 0

2- 5

0- 2

0- 0

AWAY

0- 2

1- 0

1- 1

0- 0

0- 0

NEUTRAL

0- 0

0- 0

0- 0

5- 7

0- 2

0- 0

NON-CONFERENCE

0- 3

1- 1

4- 1

3- 2

0- 0

0- 0

HOME

0- 1

0- 1

3- 0

2- 5

0- 2

0- 0

AWAY

0- 2

1- 0

1- 1

0- 0

0- 0

NEUTRAL

0- 0

0- 0

0- 0

0- 0

0- 0

CONFERENCE

0- 0

0- 0

0- 0

0- 0

0- 0

HOME

0- 0

0- 0

0- 0

0- 0

0- 0

AWAY

0- 0

0- 0

0- 0

0- 0

0- 0

NEUTRAL

0- 0

0- 0

0- 0

0- 0

RPI 1-25

RPI 26-50

RPI 51-100

RPI 101+

Team's RPI: 126

RPI S Opponent Score

RPI S Opponent Score

RPI S Opponent Score

RPI S Opponent Score

4 A Cal i forn i a 42 67

8 A Drake 63 73

53 A Southern Cal i forn i a 42 58

79 H Loyol a Marymount 53 72

90 A Bo i se St. 63 74

139 A Santa Clara 53 38

149 H Harvard 55 75

162 H San Diego St. 77 74

171 H Wash i ngton St. 65 52

190 A I daho 73 88

260 A Omaha 64 52

289 H Cal i forn i a Bapt i st 73 67

LAST 12 Di v i s i o n I GAMES:

149 H Harvard 55 75

53 A Southern Cal i forn i a 42 58

162 H San Diego St. 77 74

260 A Omaha 64 52

90 A Bo i se St. 63 74

190 A I daho 73 88

79 H Loyol a Marymount 53 72

4 A Cal i forn i a 42 67

139 A Santa Clara 53 38

289 H Cal i forn i a Bapt i st 73 67

171 H Wash i ngton St. 65 52

8 A Drake 63 73

Non-Di v I Games:

CSUN

Loss, Non-Conf, S Site, H Home A Away N Neutral

Page 37

Non-Di v I Games:

CSUN

C  
a  
l  
P  
o  
l  
y

Cal Poly		Through Games Of Dec. 17, 2018									
Average RPI	Win: 281	WON-LOST	WINNING	LAST 10	STRENGTH OF	OPP. STRENGTH	TEAM	ADJ.	CONF.	ADJ CONF.	
Average RPI	Loss: 140	RECORD	PCT. RANK	GAMES	SCHEDULE	OF SCHEDULE	RPI	RPI	RPI	RPI	
DIV. I ONLY		2- 7	274	1- 0	273	137	307	307	21	21	
DIV. I NON-CONF.		2- 7	274	1- 0	273	137	307	307	21	21	
-----											
TOTALS	RPI 1-25	RPI 26-50		W-L RECORDS		RPI 51-100	RPI 101-150	RPI 150+			
2- 7	0- 0	0- 1		OVERALL		0- 2	0- 2	2- 2			
1- 3	0- 0	0- 1		HOME		0- 0	0- 2	1- 0			
1- 3	0- 0	0- 0		AWAY		0- 2	0- 0	1- 1			
0- 1	0- 0	0- 0		NEUTRAL		0- 0	0- 0	0- 1			
2- 7	0- 0	0- 1		NON-CONFERENCE		0- 2	0- 2	2- 2			
1- 3	0- 0	0- 1		HOME		0- 0	0- 2	1- 0			
1- 3	0- 0	0- 0		AWAY		0- 2	0- 0	1- 1			
0- 1	0- 0	0- 0		NEUTRAL		0- 0	0- 0	0- 1			
0- 0	0- 0	0- 0		CONFERENCE		0- 0	0- 0	0- 0			
0- 0	0- 0	0- 0		HOME		0- 0	0- 0	0- 0			
0- 0	0- 0	0- 0		AWAY		0- 0	0- 0	0- 0			
0- 0	0- 0	0- 0		NEUTRAL		0- 0	0- 0	0- 0			

RPI 1-25				RPI 26-50				RPI 51-100				RPI 101+ Team's RPI: 307			
RPI	S	Opponent	Score	RPI	S	Opponent	Score	RPI	S	Opponent	Score	RPI	S	Opponent	Score
				50	H	Saint Mary's (CA)	51 69	92	A	Fresno St.	58 76	123	H	Illinois	51 74
								98	A	Oregon St.	54 79	135	H	Pepperdine	63 70
												238	N	San Francisco	62 65
												243	A	Sacramento St.	85 88
												270	H	Eastern Wash.	59 55
												291	A	Seattle U	60 50
LAST 12 Division I GAMES:															
				291	A	Seattle U	60 50	135	H	Pepperdine	63 70				
				50	H	Saint Mary's (CA)	51 69	123	H	Illinois	51 74				
				270	H	Eastern Wash.	59 55	238	N	San Francisco	62 65				
								92	A	Fresno St.	58 76				
								243	A	Sacramento St.	85 88				
								98	A	Oregon St.	54 79				

Non-Div I Games: Academy of Art 87 65

Cal Poly

C  
a  
l  
P  
o  
l  
y

Average RPI Win:	281	WON-LOST	WINNING	LAST 10	STRENGTH OF	OPP. STRENGTH	TEAM	ADJ.	CONF.	ADJ CONF.
Average RPI Loss:	111	RECORD	PCT. RANK	GAMES	SCHEDULE	OF SCHEDULE	RPI	RPI	RPI	RPI
DIV. I ONLY	6- 4	122	0- 0	297	189	210	210	21	21	
DIV. I NON-CONF.	6- 4	122	0- 0	297	189	210	210	21	21	
-----										
TOTALS	RPI 1-25	RPI 26-50	W-L RECORDS	RPI 51-100	RPI 101-150	RPI 150+				
6- 4	0- 0	0- 0	OVERALL	0- 2	0- 1	6- 1				
2- 2	0- 0	0- 0	HOME	0- 0	0- 1	2- 1				
4- 2	0- 0	0- 0	AWAY	0- 2	0- 0	4- 0				
0- 0	0- 0	0- 0	NEUTRAL	0- 0	0- 0	0- 0				
6- 4	0- 0	0- 0	NON-CONFERENCE	0- 2	0- 1	6- 1				
2- 2	0- 0	0- 0	HOME	0- 0	0- 1	2- 1				
4- 2	0- 0	0- 0	AWAY	0- 2	0- 0	4- 0				
0- 0	0- 0	0- 0	NEUTRAL	0- 0	0- 0	0- 0				
0- 0	0- 0	0- 0	CONFERENCE	0- 0	0- 0	0- 0				
0- 0	0- 0	0- 0	HOME	0- 0	0- 0	0- 0				
0- 0	0- 0	0- 0	AWAY	0- 0	0- 0	0- 0				
0- 0	0- 0	0- 0	NEUTRAL	0- 0	0- 0	0- 0				

RPI 1-25				RPI 26-50				RPI 51-100				RPI 101+				Team's RPI: 210
RPI	S	Opponent	Score	RPI	S	Opponent	Score	RPI	S	Opponent	Score	RPI	S	Opponent	Score	
								63	A	Washington	74 83	139	H	Santa Clara	60 64	
								78	A	Portland	74 83	162	H	San Diego St.	72 83	
												256	H	Dartmouth	67 62	
												279	H	CSU Bakersfield	64 56	
												281	A	Saint Peter's	69 45	
												288	A	Columbia	61 58	
												289	A	California Baptist	79 65	
												291	A	Seattle U	57 54	
-----																
LAST 12 Division I GAMES:																
				281	A	Saint Peter's	69 45	162	H	San Diego St.	72 83					
				288	A	Columbia	61 58	289	A	California Baptist	79 65					
				279	H	CSU Bakersfield	64 56	63	A	Washington	74 83					
				256	H	Dartmouth	67 62	291	A	Seattle U	57 54					
				78	A	Portland	74 83									
				139	H	Santa Clara	60 64									

Non-Div I Games: Antelope Valley 77 65

Cal St. Fullerton

Average RPI	Win:	116	WON-LOST	WINNING	LAST 10	STRENGTH OF	OPP. STRENGTH	TEAM	ADJ.	CONF.	ADJ CONF.
Average RPI	Loss:	0	RECORD	PCT. RANK	GAMES	SCHEDULE	OF SCHEDULE	RPI	RPI	RPI	RPI
DIV. I ONLY		9- 0		1	1- 0	41	59	4	4	2	2
DIV. I NON-CONF.		9- 0		1	1- 0	41	59	4	4	2	2
-----											
TOTALS	RPI 1-25		RPI 26-50		W-L RECORDS	RPI 51-100		RPI 101-150		RPI 150+	
9- 0	0- 0		2- 0		OVERALL	2- 0		3- 0		2- 0	
3- 0	0- 0		0- 0		HOME	0- 0		2- 0		1- 0	
4- 0	0- 0		1- 0		AWAY	1- 0		1- 0		1- 0	
2- 0	0- 0		1- 0		NEUTRAL	1- 0		0- 0		0- 0	
9- 0	0- 0		2- 0		NON-CONFERENCE	2- 0		3- 0		2- 0	
3- 0	0- 0		0- 0		HOME	0- 0		2- 0		1- 0	
4- 0	0- 0		1- 0		AWAY	1- 0		1- 0		1- 0	
2- 0	0- 0		1- 0		NEUTRAL	1- 0		0- 0		0- 0	
0- 0	0- 0		0- 0		CONFERENCE	0- 0		0- 0		0- 0	
0- 0	0- 0		0- 0		HOME	0- 0		0- 0		0- 0	
0- 0	0- 0		0- 0		AWAY	0- 0		0- 0		0- 0	
0- 0	0- 0		0- 0		NEUTRAL	0- 0		0- 0		0- 0	

RPI 1-25				Team's RPI : 4				RPI 26-50				RPI 51-100				RPI 101+			
RPI	S	Opponent	Score	RPI	S	Opponent	Score	RPI	S	Opponent	Score	RPI	S	Opponent	Score	RPI	S	Opponent	Score
				37	N	Tulane	65 57					61	N	Pacific	81 69	102	A	Penn St.	75 58
				50	A	Saint Mary's (CA)	81 78					80	A	BYU	70 52	126	H	CSUN	67 42
																129	H	Houston	80 79
																174	A	San Diego	70 53
																282	H	UC Santa Barbara	69 45
LAST 12 Division I GAMES:																			
				126	H	CSUN	67 42					282	H	UC Santa Barbara	69 45				
				174	A	San Diego	70 53					50	A	Saint Mary's (CA)	81 78				
				37	N	Tulane	65 57					129	H	Houston	80 79				
				61	N	Pacific	81 69												
				80	A	BYU	70 52												
				102	A	Penn St.	75 58												

Non-Div I Games:

Cal i forni a



Average RPI Win:	229	WON-LOST	WINNING	LAST 10	STRENGTH OF	OPP. STRENGTH	TEAM	ADJ.	CONF.	ADJ CONF.
Average RPI Loss:	131	RECORD	PCT. RANK	GAMES	SCHEDULE	OF SCHEDULE	RPI	RPI	RPI	RPI

DIV. I ONLY	2- 6	269	0- 0	271	67	289	289	30	30
DIV. I NON-CONF.	2- 6	269	0- 0	271	67	289	289	30	30
TOTALS	RPI 1-25	RPI 26-50	W-L RECORDS	RPI 51-100	RPI 101-150	RPI 150+			
2- 6	0- 0	0- 0	OVERALL	0- 2	0- 2	2- 2			
1- 2	0- 0	0- 0	HOME	0- 1	0- 0	1- 1			
1- 3	0- 0	0- 0	AWAY	0- 0	0- 2	1- 1			
0- 1	0- 0	0- 0	NEUTRAL	0- 1	0- 0	0- 0			
2- 6	0- 0	0- 0	NON-CONFERENCE	0- 2	0- 2	2- 2			
1- 2	0- 0	0- 0	HOME	0- 1	0- 0	1- 1			
1- 3	0- 0	0- 0	AWAY	0- 0	0- 2	1- 1			
0- 1	0- 0	0- 0	NEUTRAL	0- 1	0- 0	0- 0			
0- 0	0- 0	0- 0	CONFERENCE	0- 0	0- 0	0- 0			
0- 0	0- 0	0- 0	HOME	0- 0	0- 0	0- 0			
0- 0	0- 0	0- 0	AWAY	0- 0	0- 0	0- 0			
0- 0	0- 0	0- 0	NEUTRAL	0- 0	0- 0	0- 0			

RPI S Opponent	RPI S Opponent	RPI S Opponent	RPI S Opponent	Team's RPI: 289
RPI 1-25	RPI 26-50	RPI 51-100	RPI 101+	
67 H Idaho St.	57 72	126 A CSUN	67 73	
80 N BYU	69 76	142 A Northern Ari z.	88 91	
		162 A San Diego St.	67 83	
		183 H UC Ri versi de	65 57	
		210 H Cal St. Fullerton	65 79	
		274 A Long Beach St.	85 83	
LAST 12 Division I GAMES:				
210 H Cal St. Fullerton	65 79	183 H UC Ri versi de	65 57	
274 A Long Beach St.	85 83	126 A CSUN	67 73	
67 H Idaho St.	57 72	80 N BYU	69 76	
		162 A San Diego St.	67 83	
		142 A Northern Ari z.	88 91	

Non-Div I Games: La Sierra 91 44 Notre Dame de Namur 80 47 Fresno Paci fic 93 71

Average RPI Win: 302		WON-LOST	WINNING	LAST 10	STRENGTH OF	OPP. STRENGTH	TEAM	ADJ.	CONF.	ADJ CONF.
Average RPI Loss: 113		RECORD	PCT. RANK	GAMES	SCHEDULE	OF SCHEDULE	RPI	RPI	RPI	RPI
DIV. I ONLY		6- 2	66	1- 0	304	266	203	203	29	29
DIV. I NON-CONF.		6- 2	66	1- 0	304	266	203	203	29	29
-----										
TOTALS		RPI 1-25		RPI 26-50	W-L RECORDS		RPI 51-100	RPI 101-150		RPI 150+
6- 2		0- 1		0- 0	OVERALL		0- 0	0- 0		6- 1
2- 2		0- 1		0- 0	HOME		0- 0	0- 0		2- 1
3- 0		0- 0		0- 0	AWAY		0- 0	0- 0		3- 0
1- 0		0- 0		0- 0	NEUTRAL		0- 0	0- 0		1- 0
6- 2		0- 1		0- 0	NON-CONFERENCE		0- 0	0- 0		6- 1
2- 2		0- 1		0- 0	HOME		0- 0	0- 0		2- 1
3- 0		0- 0		0- 0	AWAY		0- 0	0- 0		3- 0
1- 0		0- 0		0- 0	NEUTRAL		0- 0	0- 0		1- 0
0- 0		0- 0		0- 0	CONFERENCE		0- 0	0- 0		0- 0
0- 0		0- 0		0- 0	HOME		0- 0	0- 0		0- 0
0- 0		0- 0		0- 0	AWAY		0- 0	0- 0		0- 0
0- 0		0- 0		0- 0	NEUTRAL		0- 0	0- 0		0- 0

RPI 1-25				RPI 26-50				RPI 51-100				RPI 101+ Team's RPI: 203			
RPI	S	Opponent	Score	RPI	S	Opponent	Score	RPI	S	Opponent	Score	RPI	S	Opponent	Score
22	H	Old Domini on	59 83									204	H	Howard	64 69
												260	N	Omaha	65 52
												283	H	Col. of Charleston	66 65
												294	A	Norfolk St.	57 49
												314	A	FIU	59 54
												327	A	Western Caro.	63 37
												333	H	UNC Greensboro	53 49
LAST 12 Division I GAMES:															
314	A	FIU	59 54	260	N	Omaha	65 52	294	A	Norfolk St.	57 49	283	H	Col. of Charleston	66 65
204	H	Howard	64 69	283	H	Col. of Charleston	66 65	327	A	Western Caro.	63 37	22	H	Old Domini on	59 83
333	H	UNC Greensboro	53 49												

Non-Div I Games: William Peace 65 36

Campbel I

■ Loss, 
 ■ Non-Conf, S Site, 
 ■ Home 
 ■ Away 
 N Neutral

Average RPI Win:	323	WON-LOST	WINNING	LAST 10	STRENGTH OF	OPP. STRENGTH	TEAM	ADJ.	CONF.	ADJ CONF.
Average RPI Loss:	212	RECORD	PCT. RANK	GAMES	SCHEDULE	OF SCHEDULE	RPI	RPI	RPI	RPI
DIV. I ONLY	1- 9	325	0- 1	235	328	330	330	27	27	
DIV. I NON-CONF.	1- 9	325	0- 1	235	328	330	330	27	27	
-----										
TOTALS	RPI 1-25	RPI 26-50	W-L RECORDS	RPI 51-100	RPI 101-150	RPI 150+				
1- 9	0- 0	0- 0	OVERALL	0- 1	0- 1	1- 7				
0- 5	0- 0	0- 0	HOME	0- 1	0- 1	0- 3				
1- 4	0- 0	0- 0	AWAY	0- 0	0- 0	1- 4				
0- 0	0- 0	0- 0	NEUTRAL	0- 0	0- 0	0- 0				
1- 9	0- 0	0- 0	NON-CONFERENCE	0- 1	0- 1	1- 7				
0- 5	0- 0	0- 0	HOME	0- 1	0- 1	0- 3				
1- 4	0- 0	0- 0	AWAY	0- 0	0- 0	1- 4				
0- 0	0- 0	0- 0	NEUTRAL	0- 0	0- 0	0- 0				
0- 0	0- 0	0- 0	CONFERENCE	0- 0	0- 0	0- 0				
0- 0	0- 0	0- 0	HOME	0- 0	0- 0	0- 0				
0- 0	0- 0	0- 0	AWAY	0- 0	0- 0	0- 0				
0- 0	0- 0	0- 0	NEUTRAL	0- 0	0- 0	0- 0				

RPI 1-25				RPI 26-50				RPI 51-100				RPI 101+ Team's RPI: 330					
RPI	S	Opponent	Score	RPI	S	Opponent	Score	RPI	S	Opponent	Score	RPI	S	Opponent	Score		
								91	H	Buffalo	66	84	146	H	Youngstown St.	36	62
													158	H	Miami (OH)	59	62
													167	H	Bowling Green	53	74
													221	A	Oakland	60	71
													230	A	Akron	53	62
													245	A	St. Bonaventure	94	100
													319	A	Colgate	53	67
													323	A	Albany (NY)	48	42
													331	H	UTRGV	53	57
LAST 12 Division I GAMES:																	
				</													

Non-Div I Games:

Canisius

Average RPI Win: 350

Average RPI Loss: 177

WON-LOST  
RECORDWINNING  
PCT. RANKLAST 10  
GAMESSTRENGTH OF  
SCHEDULEOPP. STRENGTH  
OF SCHEDULETEAM  
RPIADJ.  
RPICONF.  
RPIADJ CONF.  
RPIDIV. I ONLY  
DIV. I NON-CONF.1- 4  
1- 4283  
2830- 0  
0- 0293  
293311  
311312  
312312  
31224  
2424  
24

TOTALS

RPI 1-25

RPI 26-50

W-L RECORDS

RPI 51-100

RPI 101-150

RPI 150+

1- 4

0- 0

0- 1

OVERALL

0- 0

0- 1

1- 2

0- 1

0- 0

0- 0

HOME

0- 0

0- 1

0- 0

1- 3

0- 0

0- 1

AWAY

0- 0

0- 0

1- 2

0- 0

0- 0

0- 0

NEUTRAL

0- 0

0- 0

0- 0

1- 4

0- 0

0- 1

NON-CONFERENCE

0- 0

0- 1

1- 2

0- 1

0- 0

0- 0

HOME

0- 0

0- 1

0- 0

1- 3

0- 0

0- 1

AWAY

0- 0

0- 0

1- 2

0- 0

0- 0

0- 0

NEUTRAL

0- 0

0- 0

0- 0

0- 0

0- 0

0- 0

CONFERENCE

0- 0

0- 0

0- 0

0- 0

0- 0

0- 0

HOME

0- 0

0- 0

0- 0

0- 0

0- 0

0- 0

AWAY

0- 0

0- 0

0- 0

0- 0

0- 0

0- 0

NEUTRAL

0- 0

0- 0

0- 0

RPI 1-25

RPI 26-50

RPI 51-100

RPI 101+

Team's RPI: 312

RPI S Opponent Score

RPI S Opponent Score

RPI S Opponent Score

RPI S Opponent Score

46 A Texas A&amp;M 27 84

147 H South Alabama 50 58

193 A Oklahoma 52 65

320 A Jackson St. 56 65

350 A Alcorn 57 46

LAST 12 Division I GAMES:

147 H South Alabama 50 58

46 A Texas A&amp;M 27 84

320 A Jackson St. 56 65

193 A Oklahoma 52 65

350 A Alcorn 57 46

Non-Div I Games:

Central Baptist

55 34

Crowley's Ridge

91 33

Williams Baptist

70 35

Hendrix

72 40  
Central Ark.

Average RPI Win:	312	WON-LOST	WINNING	LAST 10	STRENGTH OF	OPP. STRENGTH	TEAM	ADJ.	CONF.	ADJ CONF.
Average RPI Loss:	145	RECORD	PCT. RANK	GAMES	SCHEDULE	OF SCHEDULE	RPI	RPI	RPI	RPI
DIV. I ONLY	3- 5	223	1- 0	264	233	252	252	31	31	
DIV. I NON-CONF.	3- 5	223	1- 0	264	233	252	252	31	31	
-----										
TOTALS	RPI 1-25	RPI 26-50	W-L RECORDS	RPI 51-100	RPI 101-150	RPI 150+				
3- 5	0- 0	0- 0	OVERALL	0- 2	0- 1	3- 2				
1- 2	0- 0	0- 0	HOME	0- 1	0- 1	1- 0				
2- 3	0- 0	0- 0	AWAY	0- 1	0- 0	2- 2				
0- 0	0- 0	0- 0	NEUTRAL	0- 0	0- 0	0- 0				
3- 5	0- 0	0- 0	NON-CONFERENCE	0- 2	0- 1	3- 2				
1- 2	0- 0	0- 0	HOME	0- 1	0- 1	1- 0				
2- 3	0- 0	0- 0	AWAY	0- 1	0- 0	2- 2				
0- 0	0- 0	0- 0	NEUTRAL	0- 0	0- 0	0- 0				
0- 0	0- 0	0- 0	CONFERENCE	0- 0	0- 0	0- 0				
0- 0	0- 0	0- 0	HOME	0- 0	0- 0	0- 0				
0- 0	0- 0	0- 0	AWAY	0- 0	0- 0	0- 0				
0- 0	0- 0	0- 0	NEUTRAL	0- 0	0- 0	0- 0				

RPI 1-25				RPI 26-50				RPI 51-100				RPI 101+ Team's RPI: 252					
RPI	S	Opponent	Score	RPI	S	Opponent	Score	RPI	S	Opponent	Score	RPI	S	Opponent	Score		
								59	A	Rutgers	44	73	137	H	Lehi gh	62	88
								91	H	Buffal o	69	82	200	A	Massachusetts	59	74
													239	A	Brown	63	68
													277	H	New Hampshi re	56	47
													323	A	Al bany (NY)	60	53
													337	A	Morgan St.	60	36
LAST 12 Di vi si on I GAMES:																	
				277	H	New Hampshi re	56	47					200	A	Massachusetts	59	74
				323	A	Al bany (NY)	60	53					59	A	Rutgers	44	73
				91	H	Buffal o	69	82					137	H	Lehi gh	62	88
				337	A	Morgan St.	60	36					239	A	Brown	63	68

Non-Div I Games:

Central Conn. St.

Central Mich.					Through Games Of Dec. 17, 2018														
Average RPI	Win:	151	WON-LOST	WINNING	LAST 10	STRENGTH OF	OPP. STRENGTH	TEAM	ADJ.	CONF.	ADJ CONF.								
Average RPI	Loss:	31	RECORD	PCT. RANK	GAMES	SCHEDULE	OF SCHEDULE	RPI	RPI	RPI	RPI								
DIV. I ONLY		8- 1	28	1- 0	258	3	44	44	10	10									
DIV. I NON-CONF.		8- 1	28	1- 0	258	3	44	44	10	10									
-----																			
TOTALS	RPI 1-25		RPI 26-50		W-L RECORDS	RPI 51-100		RPI 101-150		RPI 150+									
8- 1	1- 0		0- 1		OVERALL	1- 0		1- 0		5- 0									
3- 1	1- 0		0- 1		HOME	0- 0		0- 0		2- 0									
4- 0	0- 0		0- 0		AWAY	1- 0		0- 0		3- 0									
1- 0	0- 0		0- 0		NEUTRAL	0- 0		1- 0		0- 0									
8- 1	1- 0		0- 1		NON-CONFERENCE	1- 0		1- 0		5- 0									
3- 1	1- 0		0- 1		HOME	0- 0		0- 0		2- 0									
4- 0	0- 0		0- 0		AWAY	1- 0		0- 0		3- 0									
1- 0	0- 0		0- 0		NEUTRAL	0- 0		1- 0		0- 0									
0- 0	0- 0		0- 0		CONFERENCE	0- 0		0- 0		0- 0									
0- 0	0- 0		0- 0		HOME	0- 0		0- 0		0- 0									
0- 0	0- 0		0- 0		AWAY	0- 0		0- 0		0- 0									
0- 0	0- 0		0- 0		NEUTRAL	0- 0		0- 0		0- 0									
-----																			
RPI 1-25					Team's RPI: 44	RPI 51-100			RPI 101+										
RPI	S	Opponent	Score	RPI	S	Opponent	Score	RPI	S	Opponent	Score								
18	H	UCF	75 68	31	H	South Dakota St.	71 80	54	A	Qui nni pi ac	67 52								
												132	N	Chattanooga	73 50				
												159	A	Vi rgi ni a	74 61				
												163	A	Vanderbi l t	66 57				
												207	H	Western Ky.	108 90				
												221	H	Oakl and	104 61				
												251	A	Iona	82 39				
												LAST 12 Di vi si on I GAMES:							
												251	A	Iona	82 39	163	A	Vanderbi l t	66 57
												132	N	Chattanooga	73 50	54	A	Qui nni pi ac	67 52
159	A	Vi rgi ni a	74 61	221	H	Oakl and	104 61												
18	H	UCF	75 68																
207	H	Western Ky.	108 90																
31	H	South Dakota St.	71 80																

Non-Di v I Games:

Central Mich.

Average RPI	Win:	0	WON-LOST	WINNING	LAST 10	STRENGTH OF	OPP. STRENGTH	TEAM	ADJ.	CONF.	ADJ CONF.
Average RPI	Loss:	202	RECORD	PCT. RANK	GAMES	SCHEDULE	OF SCHEDULE	RPI	RPI	RPI	RPI
DIV. I ONLY		0- 6		330	0- 0	306	275	347	347	29	29
DIV. I NON-CONF.		0- 6		330	0- 0	306	275	347	347	29	29
-----											
TOTALS	RPI 1-25		RPI 26-50		W-L RECORDS	RPI 51-100		RPI 101-150		RPI 150+	
0- 6	0- 0		0- 0		OVERALL	0- 1		0- 1		0- 4	
0- 3	0- 0		0- 0		HOME	0- 1		0- 0		0- 2	
0- 3	0- 0		0- 0		AWAY	0- 0		0- 1		0- 2	
0- 0	0- 0		0- 0		NEUTRAL	0- 0		0- 0		0- 0	
0- 6	0- 0		0- 0		NON-CONFERENCE	0- 1		0- 1		0- 4	
0- 3	0- 0		0- 0		HOME	0- 1		0- 0		0- 2	
0- 3	0- 0		0- 0		AWAY	0- 0		0- 1		0- 2	
0- 0	0- 0		0- 0		NEUTRAL	0- 0		0- 0		0- 0	
0- 0	0- 0		0- 0		CONFERENCE	0- 0		0- 0		0- 0	
0- 0	0- 0		0- 0		HOME	0- 0		0- 0		0- 0	
0- 0	0- 0		0- 0		AWAY	0- 0		0- 0		0- 0	
0- 0	0- 0		0- 0		NEUTRAL	0- 0		0- 0		0- 0	

RPI 1-25				RPI 26-50				RPI 51-100				RPI 101+ Team's RPI: 347						
RPI	S	Opponent	Score	RPI	S	Opponent	Score	RPI	S	Opponent	Score	RPI	S	Opponent	Score			
								95	H	Tennessee Tech	55	77	134	A	Georgia	75	83	
												219	H	Jacksonville	58	68		
												231	H	Davidson	34	72		
												235	A	North Florida	76	82		
												299	A	South Carolina St.	58	67		
-----																		
LAST 12 Division I GAMES:																		
				231	H	Davidson	34	72	134	A	Georgia	75	83	235	A	North Florida	76	82
									219	H	Jacksonville	58	68	95	H	Tennessee Tech	55	77
									299	A	South Carolina St.	58	67					

Non-Div I Games: Converse 101 50 Col umbi a (SC) 89 57 Erski ne 74 50 Charleston So.

Average RPI		Win: 213	WON-LOST RECORD	WINNING PCT. RANK	LAST 10 GAMES	STRENGTH OF SCHEDULE	OPP. STRENGTH OF SCHEDULE	TEAM RPI	ADJ. RPI	CONF. RPI	ADJ. CONF. RPI
Loss: 118											
DIV. I ONLY			5- 3	115	1- 0	70	242	75	75	18	18
DIV. I NON-CONF.			5- 3	115	1- 0	70	242	75	75	18	18
TOTALS		RPI 1-25		RPI 26-50		W-L RECORDS	RPI 51-100	RPI 101-150		RPI 150+	
5- 3	0- 0			0- 0		OVERALL	0- 1	1- 1		4- 1	
3- 1	0- 0			0- 0		HOME	0- 1	0- 0		3- 0	
1- 2	0- 0			0- 0		AWAY	0- 0	1- 1		0- 1	
1- 0	0- 0			0- 0		NEUTRAL	0- 0	0- 0		1- 0	
5- 3	0- 0			0- 0		NON-CONFERENCE	0- 1	1- 1		4- 1	
3- 1	0- 0			0- 0		HOME	0- 1	0- 0		3- 0	
1- 2	0- 0			0- 0		AWAY	0- 0	1- 1		0- 1	
1- 0	0- 0			0- 0		NEUTRAL	0- 0	0- 0		1- 0	
0- 0	0- 0			0- 0		CONFERENCE	0- 0	0- 0		0- 0	
0- 0	0- 0			0- 0		HOME	0- 0	0- 0		0- 0	
0- 0	0- 0			0- 0		AWAY	0- 0	0- 0		0- 0	
0- 0	0- 0			0- 0		NEUTRAL	0- 0	0- 0		0- 0	

[illegible]

### Non-Div I Games:

Charlotte



Average RPI	Win: 248	WON-LOST	WINNING	LAST 10	STRENGTH OF	OPP. STRENGTH	TEAM	ADJ.	CONF.	ADJ CONF.
Average RPI	Loss: 38	RECORD	PCT. RANK	GAMES	SCHEDULE	OF SCHEDULE	RPI	RPI	RPI	RPI
DIV. I ONLY	3- 8	266	0- 1	13	151	132	132	26	26	
DIV. I NON-CONF.	3- 8	266	0- 1	13	151	132	132	26	26	
-----										
TOTALS	RPI 1-25	RPI 26-50	W-L RECORDS	RPI 51-100	RPI 101-150	RPI 150+				
3- 8	0- 2	0- 4	OVERALL	0- 2	0- 0	3- 0				
1- 4	0- 1	0- 2	HOME	0- 1	0- 0	1- 0				
1- 3	0- 1	0- 1	AWAY	0- 1	0- 0	1- 0				
1- 1	0- 0	0- 1	NEUTRAL	0- 0	0- 0	1- 0				
3- 8	0- 2	0- 4	NON-CONFERENCE	0- 2	0- 0	3- 0				
1- 4	0- 1	0- 2	HOME	0- 1	0- 0	1- 0				
1- 3	0- 1	0- 1	AWAY	0- 1	0- 0	1- 0				
1- 1	0- 0	0- 1	NEUTRAL	0- 0	0- 0	1- 0				
0- 0	0- 0	0- 0	CONFERENCE	0- 0	0- 0	0- 0				
0- 0	0- 0	0- 0	HOME	0- 0	0- 0	0- 0				
0- 0	0- 0	0- 0	AWAY	0- 0	0- 0	0- 0				
0- 0	0- 0	0- 0	NEUTRAL	0- 0	0- 0	0- 0				

RPI 1-25				RPI 26-50				RPI 51-100				RPI 101+ Team's RPI: 132			
RPI	S	Opponent	Score	RPI	S	Opponent	Score	RPI	S	Opponent	Score	RPI	S	Opponent	Score
9	H	Louisville	49 75	31	H	South Dakota St.	54 71	58	A	Northern Colo.	65 68	213	A	Hampton	58 50
18	A	UCF	37 75	33	A	Virginia Tech	59 74	66	H	UT Martin	79 81	214	N	Saint Louis	71 61
				44	N	Central Mich.	50 73					316	H	Liberty	75 60
				47	H	Belmont	51 67								
LAST 12 Division I GAMES:															
				18	A	UCF	37 75	47	H	Belmont	51 67				
				66	H	UT Martin	79 81	58	A	Northern Colo.	65 68				
				44	N	Central Mich.	50 73	31	H	South Dakota St.	54 71				
				214	N	Saint Louis	71 61	213	A	Hampton	58 50				
				316	H	Liberty	75 60	9	H	Louisville	49 75				
				33	A	Virginia Tech	59 74								

Non-Div I Games: Lee

61 55

Chattanooga

Average RPI	Win:	0	WON-LOST	WINNING	LAST 10	STRENGTH OF	OPP. STRENGTH	TEAM	ADJ.	CONF.	ADJ CONF.
Average RPI	Loss:	204	RECORD	PCT. RANK	GAMES	SCHEDULE	OF SCHEDULE	RPI	RPI	RPI	RPI
DIV. I ONLY		0- 10		330	0- 1	134	348	334	334	30	30
DIV. I NON-CONF.		0- 10		330	0- 1	134	348	334	334	30	30
-----											
TOTALS	RPI 1-25		RPI 26-50		W-L RECORDS	RPI 51-100		RPI 101-150		RPI 150+	
0- 10	0- 0		0- 0		OVERALL	0- 2		0- 1		0- 7	
0- 4	0- 0		0- 0		HOME	0- 0		0- 0		0- 4	
0- 5	0- 0		0- 0		AWAY	0- 2		0- 1		0- 2	
0- 1	0- 0		0- 0		NEUTRAL	0- 0		0- 0		0- 1	
0- 10	0- 0		0- 0		NON-CONFERENCE	0- 2		0- 1		0- 7	
0- 4	0- 0		0- 0		HOME	0- 0		0- 0		0- 4	
0- 5	0- 0		0- 0		AWAY	0- 2		0- 1		0- 2	
0- 1	0- 0		0- 0		NEUTRAL	0- 0		0- 0		0- 1	
0- 0	0- 0		0- 0		CONFERENCE	0- 0		0- 0		0- 0	
0- 0	0- 0		0- 0		HOME	0- 0		0- 0		0- 0	
0- 0	0- 0		0- 0		AWAY	0- 0		0- 0		0- 0	
0- 0	0- 0		0- 0		NEUTRAL	0- 0		0- 0		0- 0	

RPI 1-25				RPI 26-50				RPI 51-100				RPI 101+ Team's RPI : 334					
RPI	S	Opponent	Score	RPI	S	Opponent	Score	RPI	S	Opponent	Score	RPI	S	Opponent	Score		
								69	A	Xavi er	57	91	141	A	Wi sconsi n	38	85
								97	A	Northwestern	35	97	164	H	UAB	45	90
												177	A	Morehead St.	68	104	
												218	H	SI UE	66	82	
												229	A	Loyol a Chi cago	40	76	
												290	N	St. Franci s Brookl yn	73	110	
												309	H	Val parai so	70	76	
												348	H	Evansvi lle	58	67	
-----																	
LAST 12 Division I GAMES:																	
229	A	Loyol a Chi cago	40	76	97	A	Northwestern	35	97	141	A	Wi sconsi n	38	85			
164	H	UAB	45	90	218	H	SI UE	66	82	309	H	Val parai so	70	76			
177	A	Morehead St.	68	104													
290	N	St. Franci s Brookl yn	73	110													
348	H	Evansvi lle	58	67													
69	A	Xavi er	57	91													

Non-Div I Games:

Chicago St.

Average RPI Win:	206	WON-LOST	WINNING	LAST 10	STRENGTH OF	OPP. STRENGTH	TEAM	ADJ.	CONF.	ADJ CONF.
Average RPI Loss:	127	RECORD	PCT. RANK	GAMES	SCHEDULE	OF SCHEDULE	RPI	RPI	RPI	RPI
DIV. I ONLY	7- 5	131	1- 0	151	214	145	145	8	8	
DIV. I NON-CONF.	7- 5	131	1- 0	151	214	145	145	8	8	
-----										
TOTALS	RPI 1-25	RPI 26-50	W-L RECORDS	RPI 51-100	RPI 101-150	RPI 150+				
7- 5	0- 1	0- 0	OVERALL	2- 1	1- 1	4- 2				
6- 1	0- 1	0- 0	HOME	2- 0	1- 0	3- 0				
1- 4	0- 0	0- 0	AWAY	0- 1	0- 1	1- 2				
0- 0	0- 0	0- 0	NEUTRAL	0- 0	0- 0	0- 0				
7- 5	0- 1	0- 0	NON-CONFERENCE	2- 1	1- 1	4- 2				
6- 1	0- 1	0- 0	HOME	2- 0	1- 0	3- 0				
1- 4	0- 0	0- 0	AWAY	0- 1	0- 1	1- 2				
0- 0	0- 0	0- 0	NEUTRAL	0- 0	0- 0	0- 0				
0- 0	0- 0	0- 0	CONFERENCE	0- 0	0- 0	0- 0				
0- 0	0- 0	0- 0	HOME	0- 0	0- 0	0- 0				
0- 0	0- 0	0- 0	AWAY	0- 0	0- 0	0- 0				
0- 0	0- 0	0- 0	NEUTRAL	0- 0	0- 0	0- 0				

RPI 1-25				RPI 26-50				RPI 51-100				RPI 101+				Team's RPI: 145
RPI	S	Opponent	Score	RPI	S	Opponent	Score	RPI	S	Opponent	Score	RPI	S	Opponent	Score	
22	H	Old Domini on	72 76					69	H	Xavier	79 61	117	A	Pittsburgh	48 65	
								73	H	VCU	66 54	120	H	Yale	66 52	
								76	A	Ohio St.	56 69	158	A	Miami (OH)	65 78	
												214	A	Saint Louis	51 50	
												261	A	Ball St.	63 75	
												296	H	ETSU	77 64	
												326	H	Lipscomb	71 55	
												345	H	Austin Peay	69 48	
LAST 12 Division I GAMES:																
120	H	Yale	66 52	69	H	Xavier	79 61	120	H	Yale	66 52	158	A	Miami (OH)	65 78	
214	A	Saint Louis	51 50	73	H	VCU	66 54	76	A	Ohio St.	56 69	261	A	Ball St.	63 75	
117	A	Pittsburgh	48 65	76	A	Ohio St.	56 69	296	H	ETSU	77 64	326	H	Lipscomb	71 55	
22	H	Old Domini on	72 76	345	H	Austin Peay	69 48									

Non-Div I Games:

Cincinnati

Clemson				Through Games Of Dec. 17, 2018																							
Average RPI Win:		187		WON-LOST RECORD		WINNING PCT. RANK		LAST 10 GAMES		STRENGTH OF SCHEDULE		OPP. STRENGTH OF SCHEDULE		TEAM RPI		ADJ. RPI		CONF. RPI		ADJ CONF. RPI							
Average RPI Loss:		105																									
DIV. I ONLY		7- 4		106		1- 0		79		164		96		96		1		1									
DIV. I NON-CONF.		7- 4		106		1- 0		79		164		96		96		1		1									
-----																											
TOTALS		RPI 1-25		RPI 26-50		W-L RECORDS		RPI 51-100		RPI 101-150		RPI 150+															
7- 4		0- 1		1- 0		OVERALL		0- 1		1- 1		5- 1															
6- 1		0- 0		1- 0		HOME		0- 0		1- 0		4- 1															
0- 2		0- 0		0- 0		AWAY		0- 1		0- 1		0- 0															
1- 1		0- 1		0- 0		NEUTRAL		0- 0		0- 0		1- 0															
7- 4		0- 1		1- 0		NON-CONFERENCE		0- 1		1- 1		5- 1															
6- 1		0- 0		1- 0		HOME		0- 0		1- 0		4- 1															
0- 2		0- 0		0- 0		AWAY		0- 1		0- 1		0- 0															
1- 1		0- 1		0- 0		NEUTRAL		0- 0		0- 0		1- 0															
0- 0		0- 0		0- 0		CONFERENCE		0- 0		0- 0		0- 0															
0- 0		0- 0		0- 0		HOME		0- 0		0- 0		0- 0															
0- 0		0- 0		0- 0		AWAY		0- 0		0- 0		0- 0															
0- 0		0- 0		0- 0		NEUTRAL		0- 0		0- 0		0- 0															
-----																											
RPI 1-25				RPI 26-50				RPI 51-100				Team's RPI: 96				RPI 101+											
RPI	S	Opponent	Score	RPI	S	Opponent	Score	RPI	S	Opponent	Score	RPI	S	Opponent	Score												
13	N	Tennessee	66 78	47	H	Belmont	65 62	60	A	South Carolina	57 69	115	A	Alabama	56 76												
																123	H	Illinois	69 67								
																151	H	Rhode Island	80 67								
																193	N	Oklahoma	74 62								
																226	H	High Point	83 64								
																231	H	Davidson	80 90								
																242	H	Wofford	85 77								
																326	H	Lipscomb	68 26								
-----																											
LAST 12 Division I GAMES:																											
																13	N	Tennessee	66 78	193	N	Oklahoma	74 62				
																115	A	Alabama	56 76	231	H	Davidson	80 90				
																60	A	South Carolina	57 69	151	H	Rhode Island	80 67				
																326	H	Lipscomb	68 26	226	H	High Point	83 64				
																242	H	Wofford	85 77	47	H	Belmont	65 62				
																123	H	Illinois	69 67								

Non-Div I Games:

Clemson

Average RPI Win:	250	WON-LOST	WINNING	LAST 10	STRENGTH OF	OPP. STRENGTH	TEAM	ADJ.	CONF.	ADJ CONF.
Average RPI Loss:	156	RECORD	PCT. RANK	GAMES	SCHEDULE	OF SCHEDULE	RPI	RPI	RPI	RPI
DIV. I ONLY	1- 7	309	0- 1	61	329	271	271	14	14	
DIV. I NON-CONF.	1- 7	309	0- 1	61	329	271	271	14	14	
-----										
TOTALS	RPI 1-25	RPI 26-50	W-L RECORDS	RPI 51-100	RPI 101-150	RPI 150+				
1- 7	0- 0	0- 1	OVERALL	0- 2	0- 0	1- 4				
1- 1	0- 0	0- 0	HOME	0- 1	0- 0	1- 0				
0- 5	0- 0	0- 0	AWAY	0- 1	0- 0	0- 4				
0- 1	0- 0	0- 1	NEUTRAL	0- 0	0- 0	0- 0				
1- 7	0- 0	0- 1	NON-CONFERENCE	0- 2	0- 0	1- 4				
1- 1	0- 0	0- 0	HOME	0- 1	0- 0	1- 0				
0- 5	0- 0	0- 0	AWAY	0- 1	0- 0	0- 4				
0- 1	0- 0	0- 1	NEUTRAL	0- 0	0- 0	0- 0				
0- 0	0- 0	0- 0	CONFERENCE	0- 0	0- 0	0- 0				
0- 0	0- 0	0- 0	HOME	0- 0	0- 0	0- 0				
0- 0	0- 0	0- 0	AWAY	0- 0	0- 0	0- 0				
0- 0	0- 0	0- 0	NEUTRAL	0- 0	0- 0	0- 0				

RPI 1-25				RPI 26-50				RPI 51-100				RPI 101+ Team's RPI: 271			
RPI	S	Opponent	Score	RPI	S	Opponent	Score	RPI	S	Opponent	Score	RPI	S	Opponent	Score
				37	N	Tulane	72 81	62	A	Ohio	54 72	174	A	San Diego	82 83
								71	H	Toledo	60 65	178	A	Eastern Mich.	63 69
												250	H	Illinois St.	67 63
												261	A	Ball St.	62 67
												310	A	Marshall	64 86
LAST 12 Division I GAMES:															
310	A	Marshall	64 86	71	H	Toledo	60 65	62	A	Ohio	54 72	37	N	Tulane	72 81
178	A	Eastern Mich.	63 69									174	A	San Diego	82 83
												250	H	Illinois St.	67 63
												261	A	Ball St.	62 67

Non-Div I Games: Lake Erie 79 49 Salem (WV) 113 81

Cleveland and St.

Average RPI Win: 277

Average RPI Loss: 183

WON-LOST  
RECORDWINNING  
PCT. RANKLAST 10  
GAMESSTRENGTH OF  
SCHEDULEOPP. STRENGTH  
OF SCHEDULETEAM  
RPIADJ.  
RPICONF.  
RPIADJ CONF.  
RPIDIV. I ONLY  
DIV. I NON-CONF.5- 1  
5- 139  
390- 0  
0- 0320  
320239  
239154  
154154  
15419  
1919  
19

TOTALS

RPI 1-25

RPI 26-50

W-L RECORDS

RPI 51-100

RPI 101-150

RPI 150+

5- 1

0- 0

0- 0

OVERALL

0- 0

0- 0

5- 1

4- 0

0- 0

0- 0

HOME

0- 0

0- 0

4- 0

1- 1

0- 0

0- 0

AWAY

0- 0

0- 0

1- 1

0- 0

0- 0

0- 0

NEUTRAL

0- 0

0- 0

0- 0

5- 1

0- 0

0- 0

NON-CONFERENCE

0- 0

0- 0

5- 1

4- 0

0- 0

0- 0

HOME

0- 0

0- 0

4- 0

1- 1

0- 0

0- 0

AWAY

0- 0

0- 0

1- 1

0- 0

0- 0

0- 0

NEUTRAL

0- 0

0- 0

0- 0

0- 0

0- 0

0- 0

CONFERENCE

0- 0

0- 0

0- 0

0- 0

0- 0

0- 0

HOME

0- 0

0- 0

0- 0

0- 0

0- 0

0- 0

AWAY

0- 0

0- 0

0- 0

0- 0

0- 0

0- 0

NEUTRAL

0- 0

0- 0

0- 0

RPI 1-25

RPI 26-50

RPI 51-100

RPI 101+

Team's RPI: 154

RPI S Opponent Score

RPI S Opponent Score

RPI S Opponent Score

RPI S Opponent Score

167 H Bowling Green 81 80

183 A UC Riverside 43 62

253 H Memphis 90 71

299 H South Carolina St. 57 44

327 H Western Caro. 77 59

339 A N.C. Central 89 66

LAST 12 Division I GAMES:

339 A N.C. Central 89 66  
 253 H Memphis 90 71  
 167 H Bowling Green 81 80  
 183 A UC Riverside 43 62  
 299 H South Carolina St. 57 44

327 H Western Caro. 77 59

Non-Div I Games:

N.C. Wesleyan

126 65

Meredith

128 39

Coastal Caro.

Average RPI Win:	313	WON-LOST	WINNING	LAST 10	STRENGTH OF	OPP. STRENGTH	TEAM	ADJ.	CONF.	ADJ CONF.
Average RPI Loss:	194	RECORD	PCT. RANK	GAMES	SCHEDULE	OF SCHEDULE	RPI	RPI	RPI	RPI
DIV. I ONLY	2- 5	260	1- 0	209	335	283	283	12	12	
DIV. I NON-CONF.	2- 5	260	1- 0	209	335	283	283	12	12	
-----										
TOTALS	RPI 1-25	RPI 26-50	W-L RECORDS	RPI 51-100	RPI 101-150	RPI 150+				
2- 5	0- 0	0- 0	OVERALL	0- 0	0- 0	2- 5				
1- 2	0- 0	0- 0	HOME	0- 0	0- 0	1- 2				
1- 3	0- 0	0- 0	AWAY	0- 0	0- 0	1- 3				
0- 0	0- 0	0- 0	NEUTRAL	0- 0	0- 0	0- 0				
2- 5	0- 0	0- 0	NON-CONFERENCE	0- 0	0- 0	2- 5				
1- 2	0- 0	0- 0	HOME	0- 0	0- 0	1- 2				
1- 3	0- 0	0- 0	AWAY	0- 0	0- 0	1- 3				
0- 0	0- 0	0- 0	NEUTRAL	0- 0	0- 0	0- 0				
0- 0	0- 0	0- 0	CONFERENCE	0- 0	0- 0	0- 0				
0- 0	0- 0	0- 0	HOME	0- 0	0- 0	0- 0				
0- 0	0- 0	0- 0	AWAY	0- 0	0- 0	0- 0				
0- 0	0- 0	0- 0	NEUTRAL	0- 0	0- 0	0- 0				

RPI 1-25				RPI 26-50				RPI 51-100				RPI 101+ Team's RPI: 283			
RPI	S	Opponent	Score	RPI	S	Opponent	Score	RPI	S	Opponent	Score	RPI	S	Opponent	Score
												160	A	Appalachian St.	66 80
												173	H	Winthrop	64 71
												192	H	Furman	67 70
												203	A	Campbell	65 66
												242	A	Wofford	58 78
												299	H	South Carolina St.	75 51
												326	A	Lipscomb	65 63
LAST 12 Division I GAMES:															
203	A	Campbell	65 66	326	A	Lipscomb	65 63	160	A	Appalachian St.	66 80				
299	H	South Carolina St.	75 51	173	H	Winthrop	64 71	192	H	Furman	67 70				
				242	A	Wofford	58 78								

Non-Div I Games: North Greenville 95 62

Col. of Charleston

Loss, 
Non-Conf, S Site, H Home
A Away
N Neutral

Average RPI Win: **319**  
 Average RPI Loss: **199**

WON-LOST  
RECORD

WINNING  
PCT. RANK

LAST 10  
GAMES

STRENGTH OF  
SCHEDULE

OPP. STRENGTH  
OF SCHEDULE

TEAM  
RPI

ADJ.  
RPI

CONF.  
RPI

ADJ CONF.  
RPI

DIV. I ONLY	4- 5	191	0- 1	343	256	319	319	23	23
DIV. I NON-CONF.	4- 5	191	0- 1	343	256	319	319	23	23
-----									
TOTALS	RPI 1-25	RPI 26-50	W-L RECORDS	RPI 51-100	RPI 101-150	RPI 150+			
4- 5	0- 0	0- 0	OVERALL	0- 0	0- 2	4- 3			
3- 1	0- 0	0- 0	HOME	0- 0	0- 0	3- 1			
1- 4	0- 0	0- 0	AWAY	0- 0	0- 2	1- 2			
0- 0	0- 0	0- 0	NEUTRAL	0- 0	0- 0	0- 0			
4- 5	0- 0	0- 0	NON-CONFERENCE	0- 0	0- 2	4- 3			
3- 1	0- 0	0- 0	HOME	0- 0	0- 0	3- 1			
1- 4	0- 0	0- 0	AWAY	0- 0	0- 2	1- 2			
0- 0	0- 0	0- 0	NEUTRAL	0- 0	0- 0	0- 0			
0- 0	0- 0	0- 0	CONFERENCE	0- 0	0- 0	0- 0			
0- 0	0- 0	0- 0	HOME	0- 0	0- 0	0- 0			
0- 0	0- 0	0- 0	AWAY	0- 0	0- 0	0- 0			
0- 0	0- 0	0- 0	NEUTRAL	0- 0	0- 0	0- 0			

RPI 1-25				RPI 26-50				RPI 51-100				RPI 101+				Team's RPI: 319
RPI	S	Opponent	Score	RPI	S	Opponent	Score	RPI	S	Opponent	Score	RPI	S	Opponent	Score	
												120	A	Yale	61	80
												127	A	Dayton	58	67
												157	A	George Mason	61	64
												264	A	Siena	53	55
												288	H	Columbia	84	71
												317	A	UMass Lowell	61	52
												329	H	NJIT	53	71
												330	H	Canisius	67	53
												342	H	Fairleigh Dickinson	71	52
LAST 12 Division I GAMES:																
				329	H	NJIT	53	71				288	H	Columbia	84	71
				317	A	UMass Lowell	61	52				330	H	Canisius	67	53
				342	H	Fairleigh Dickinson	71	52				157	A	George Mason	61	64
				264	A	Siena	53	55				127	A	Dayton	58	67
												120	A	Yale	61	80

Non-Div I Games:

Colgate



Colorado					Through Games Of Dec. 17, 2018						
Average RPI	Win:	147	WON-LOST	WINNING	LAST 10	STRENGTH OF	OPP. STRENGTH	TEAM	ADJ.	CONF.	ADJ CONF.
Average RPI	Loss:	23	RECORD	PCT. RANK	GAMES	SCHEDULE	OF SCHEDULE	RPI	RPI	RPI	RPI
DIV. I ONLY		9- 1	21	1- 0	182	18	24	24	2	2	
DIV. I NON-CONF.		9- 1	21	1- 0	182	18	24	24	2	2	
-----											
TOTALS	RPI 1-25		RPI 26-50		W-L RECORDS	RPI 51-100		RPI 101-150		RPI 150+	
9- 1	0- 1		1- 0		OVERALL	1- 0		3- 0		4- 0	
7- 0	0- 0		1- 0		HOME	1- 0		2- 0		3- 0	
1- 1	0- 1		0- 0		AWAY	0- 0		0- 0		1- 0	
1- 0	0- 0		0- 0		NEUTRAL	0- 0		1- 0		0- 0	
9- 1	0- 1		1- 0		NON-CONFERENCE	1- 0		3- 0		4- 0	
7- 0	0- 0		1- 0		HOME	1- 0		2- 0		3- 0	
1- 1	0- 1		0- 0		AWAY	0- 0		0- 0		1- 0	
1- 0	0- 0		0- 0		NEUTRAL	0- 0		1- 0		0- 0	
0- 0	0- 0		0- 0		CONFERENCE	0- 0		0- 0		0- 0	
0- 0	0- 0		0- 0		HOME	0- 0		0- 0		0- 0	
0- 0	0- 0		0- 0		AWAY	0- 0		0- 0		0- 0	
0- 0	0- 0		0- 0		NEUTRAL	0- 0		0- 0		0- 0	

RPI 1-25				Team's RPI: 24				RPI 26-50				RPI 51-100				RPI 101+			
RPI	S	Opponent	Score	RPI	S	Opponent	Score	RPI	S	Opponent	Score	RPI	S	Opponent	Score				
23	A	Mi ami (FL)	58 73	36	H	North Carolina	86 74	58	H	Northern Colo.	77 69	104	N	Utah St.	78 68				
												135	H	Pepperdi ne	80 65				
												136	H	Col orado St.	59 40				
												198	A	Nevada	65 52				
												202	H	Navy	59 43				
												206	H	Prai ri e View	79 38				
												247	H	San Jose St.	76 64				
LAST 12 Division I GAMES:																			
202	H	Navy	59 43	206	H	Prai ri e View	79 38												
247	H	San Jose St.	76 64	36	H	North Carolina	86 74												
23	A	Mi ami (FL)	58 73	136	H	Col orado St.	59 40												
135	H	Pepperdi ne	80 65	58	H	Northern Colo.	77 69												
104	N	Utah St.	78 68																
198	A	Nevada	65 52																

Non-Div I Games:

Colorado

Average RPI Win: 212		WON-LOST RECORD	WINNING PCT. RANK	LAST 10 GAMES	STRENGTH OF SCHEDULE	OPP. STRENGTH OF SCHEDULE	TEAM RPI	ADJ. RPI	CONF. RPI	ADJ CONF. RPI
Average RPI Loss: 42										
DIV. I ONLY		3- 5	223	0- 1	16	177	136	136	9	9
DIV. I NON-CONF.		3- 5	223	0- 1	16	177	136	136	9	9
TOTALS		RPI 1-25	RPI 26-50	W-L RECORDS		RPI 51-100	RPI 101-150	RPI 150+		
3- 5	0- 2		0- 1	OVERALL		0- 2	1- 0	2- 0		
3- 2	0- 0		0- 1	HOME		0- 1	1- 0	2- 0		
0- 3	0- 2		0- 0	AWAY		0- 1	0- 0	0- 0		
0- 0	0- 0		0- 0	NEUTRAL		0- 0	0- 0	0- 0		
3- 5	0- 2		0- 1	NON-CONFERENCE		0- 2	1- 0	2- 0		
3- 2	0- 0		0- 1	HOME		0- 1	1- 0	2- 0		
0- 3	0- 2		0- 0	AWAY		0- 1	0- 0	0- 0		
0- 0	0- 0		0- 0	NEUTRAL		0- 0	0- 0	0- 0		
0- 0	0- 0		0- 0	CONFERENCE		0- 0	0- 0	0- 0		
0- 0	0- 0		0- 0	HOME		0- 0	0- 0	0- 0		
0- 0	0- 0		0- 0	AWAY		0- 0	0- 0	0- 0		
0- 0	0- 0		0- 0	NEUTRAL		0- 0	0- 0	0- 0		

RPI 1-25					
RPI	S	Opponent	Score		
20	A	Gonzaga	39	50	
24	A	Col orado	40	59	

RPI 26-50					
RPI	S	Opponent	Score		
26	H	Ari zona St.	39	70	

RPI 51-100					
RPI	S	Opponent	Score		
58	H	Northern Colo.	47	53	
80	A	BYU	42	51	

RPI 101+					
RPI	S	Opponent	Score		
142	H	Northern Ari z.	65	54	
235	H	North Florida	61	59	
258	H	Cornell I	56	53	

Team's RPI : 136					

LAST 12 Division I GAMES:					
235	H	North Florida	61	59	
20	A	Gonzaga	39	50	
258	H	Cornell I	56	53	
58	H	Northern Colo.	47	53	
24	A	Col orado	40	59	
80	A	BYU	42	51	
26	H	Ari zona St.	39	70	
142	H	Northern Ari z.	65	54	

Non-Div I Games:	Eastern N.M.	72	46
------------------	--------------	----	----

Col orado St.

■ Loss, ■ Non-Conf, S Site, H Home A Away N Neutral

Columbi a				Through Games Of Dec. 17, 2018							
Average RPI Win:		282	WON-LOST RECORD	WINNING PCT. RANK	LAST 10 GAMES	STRENGTH OF SCHEDULE	OPP. STRENGTH OF SCHEDULE	TEAM RPI	ADJ. RPI	CONF. RPI	ADJ CONF. RPI
Average RPI Loss:		193									
DIV. I ONLY			2- 8	283	0- 1	196	299	288	288	17	17
DIV. I NON-CONF.			2- 8	283	0- 1	196	299	288	288	17	17
-----											
TOTALS		RPI 1-25	RPI 26-50		W-L RECORDS		RPI 51-100	RPI 101-150	RPI 150+		
2- 8	0- 0	0- 0		OVERALL		0- 0	0- 3	2- 5			
1- 2	0- 0	0- 0		HOME		0- 0	0- 1	1- 1			
1- 6	0- 0	0- 0		AWAY		0- 0	0- 2	1- 4			
0- 0	0- 0	0- 0		NEUTRAL		0- 0	0- 0	0- 0			
2- 8	0- 0	0- 0		NON-CONFERENCE		0- 0	0- 3	2- 5			
1- 2	0- 0	0- 0		HOME		0- 0	0- 1	1- 1			
1- 6	0- 0	0- 0		AWAY		0- 0	0- 2	1- 4			
0- 0	0- 0	0- 0		NEUTRAL		0- 0	0- 0	0- 0			
0- 0	0- 0	0- 0		CONFERENCE		0- 0	0- 0	0- 0			
0- 0	0- 0	0- 0		HOME		0- 0	0- 0	0- 0			
0- 0	0- 0	0- 0		AWAY		0- 0	0- 0	0- 0			
0- 0	0- 0	0- 0		NEUTRAL		0- 0	0- 0	0- 0			
-----											
RPI 1-25			RPI 26-50			RPI 51-100			RPI 101+ Team's RPI: 288		
RPI	S	Opponent	Score	RPI	S	Opponent	Score	RPI	S	Opponent	Score
								122	A	Boston College	60 74
								123	A	Illinois	69 76
								129	H	Houston	72 83
								155	A	Fordham	49 68
								180	A	Milwaukee	65 78
								210	H	Cal St. Fullerton	58 61
								257	A	Hofstra	65 63
								305	A	Saint Joseph's	61 68
								306	H	Army West Point	70 49
								319	A	Colgate	71 84
-----											
LAST 12 Division I GAMES:											
155	A	Fordham	49 68	210	H	Cal St. Fullerton	58 61				
180	A	Milwaukee	65 78	122	A	Boston College	60 74				
306	H	Army West Point	70 49	305	A	Saint Joseph's	61 68				
257	A	Hofstra	65 63	319	A	Colgate	71 84				
				129	H	Houston	72 83				
				123	A	Illinois	69 76				

Non-Div I Games:

Columbi a

Average RPI	Win:	0	WON-LOST	WINNING	LAST 10	STRENGTH OF	OPP. STRENGTH	TEAM	ADJ.	CONF.	ADJ CONF.
Average RPI	Loss:	157	RECORD	PCT. RANK	GAMES	SCHEDULE	OF SCHEDULE	RPI	RPI	RPI	RPI
DIV. I ONLY		0- 9	330	0- 1	17	330	262	262	32	32	
DIV. I NON-CONF.		0- 9	330	0- 1	17	330	262	262	32	32	
-----											
TOTALS	RPI 1-25		RPI 26-50		W-L RECORDS	RPI 51-100	RPI 101-150		RPI 150+		
0- 9	0- 1		0- 2		OVERALL	0- 1	0- 0		0- 5		
0- 1	0- 0		0- 0		HOME	0- 0	0- 0		0- 1		
0- 8	0- 1		0- 2		AWAY	0- 1	0- 0		0- 4		
0- 0	0- 0		0- 0		NEUTRAL	0- 0	0- 0		0- 0		
0- 9	0- 1		0- 2		NON-CONFERENCE	0- 1	0- 0		0- 5		
0- 1	0- 0		0- 0		HOME	0- 0	0- 0		0- 1		
0- 8	0- 1		0- 2		AWAY	0- 1	0- 0		0- 4		
0- 0	0- 0		0- 0		NEUTRAL	0- 0	0- 0		0- 0		
0- 0	0- 0		0- 0		CONFERENCE	0- 0	0- 0		0- 0		
0- 0	0- 0		0- 0		HOME	0- 0	0- 0		0- 0		
0- 0	0- 0		0- 0		AWAY	0- 0	0- 0		0- 0		
0- 0	0- 0		0- 0		NEUTRAL	0- 0	0- 0		0- 0		

RPI 1-25				RPI 26-50				RPI 51-100				RPI 101+ Team's RPI: 262			
RPI	S	Opponent	Score	RPI	S	Opponent	Score	RPI	S	Opponent	Score	RPI	S	Opponent	Score
19	A	Mississippi St.	38 110	32	A	Minnesota	52 84	62	A	Ohio	62 87	159	A	Virginia	41 55
				40	A	Maryland	36 93					220	A	West Virginia	37 78
												276	H	UMBC	52 57
												292	A	Niagara	69 71
												310	A	Marshall	67 88
-----															
LAST 12 Division I GAMES:															
292	A	Niagara	69 71	159	A	Virginia	41 55	310	A	Marshall	67 88	19	A	Mississippi St.	38 110
32	A	Minnesota	52 84	40	A	Maryland	36 93	276	H	UMBC	52 57	220	A	West Virginia	37 78
62	A	Ohio	62 87												

Non-Div I Games:

Coppin St.

Average RPI Win: 326

Average RPI Loss: 131

WON-LOST  
RECORDWINNING  
PCT. RANKLAST 10  
GAMESSTRENGTH OF  
SCHEDULEOPP. STRENGTH  
OF SCHEDULETEAM  
RPIADJ.  
RPICONF.  
RPIADJ CONF.  
RPIDIV. I ONLY  
DIV. I NON-CONF.3- 5  
3- 5223  
2231- 0  
1- 0254  
254217  
217258  
258258  
25817  
1717  
17

TOTALS

RPI 1-25

RPI 26-50

W-L RECORDS

RPI 51-100

RPI 101-150

RPI 150+

3- 5

0- 0

0- 1

OVERALL

0- 0

0- 3

3- 1

3- 0

0- 0

0- 0

HOME

0- 0

0- 0

3- 0

0- 5

0- 0

0- 1

AWAY

0- 0

0- 3

0- 1

0- 0

0- 0

0- 0

NEUTRAL

0- 0

0- 0

0- 0

3- 5

0- 0

0- 1

NON-CONFERENCE

0- 0

0- 3

3- 1

3- 0

0- 0

0- 0

HOME

0- 0

0- 0

3- 0

0- 5

0- 0

0- 1

AWAY

0- 0

0- 3

0- 1

0- 0

0- 0

0- 0

NEUTRAL

0- 0

0- 0

0- 0

0- 0

0- 0

0- 0

CONFERENCE

0- 0

0- 0

0- 0

0- 0

0- 0

0- 0

HOME

0- 0

0- 0

0- 0

0- 0

0- 0

0- 0

AWAY

0- 0

0- 0

0- 0

0- 0

0- 0

0- 0

NEUTRAL

0- 0

0- 0

0- 0

RPI 1-25

RPI 26-50

RPI 51-100

RPI 101+

Team's RPI: 258

RPI S Opponent Score

RPI S Opponent Score

RPI S Opponent Score

RPI S Opponent Score

32 A Minnesota 45 65

109 A Stony Brook 61 63

136 A Colorado St. 53 56

137 A Lehigh 54 67

240 A Binghamton 61 72

317 H UMass Lowell 63 54

323 H Albany (NY) 48 34

338 H Delaware St. 94 59

LAST 12 Division I GAMES:

338 H Delaware St. 94 59

323 H Albany (NY) 48 34

109 A Stony Brook 61 63

240 A Binghamton 61 72

137 A Lehigh 54 67

136 A Colorado St. 53 56

32 A Minnesota 45 65

317 H UMass Lowell 63 54

C  
o  
r  
n  
e  
l  
lC  
o  
r  
n  
e  
l  
l

Non-Div I Games:

Cornell

Average RPI	Win: 233	WON-LOST	WINNING	LAST 10	STRENGTH OF	OPP. STRENGTH	TEAM	ADJ.	CONF.	ADJ CONF.
Average RPI	Loss: 31	RECORD	PCT. RANK	GAMES	SCHEDULE	OF SCHEDULE	RPI	RPI	RPI	RPI
DIV. I ONLY	4- 5	191	0- 1	49	108	114	114	4	4	
DIV. I NON-CONF.	4- 5	191	0- 1	49	108	114	114	4	4	
-----										
TOTALS	RPI 1-25	RPI 26-50	W-L RECORDS	RPI 51-100	RPI 101-150	RPI 150+				
4- 5	0- 3	0- 1	OVERALL	0- 1	1- 0	3- 0				
2- 3	0- 3	0- 0	HOME	0- 0	1- 0	1- 0				
2- 2	0- 0	0- 1	AWAY	0- 1	0- 0	2- 0				
0- 0	0- 0	0- 0	NEUTRAL	0- 0	0- 0	0- 0				
4- 5	0- 3	0- 1	NON-CONFERENCE	0- 1	1- 0	3- 0				
2- 3	0- 3	0- 0	HOME	0- 0	1- 0	1- 0				
2- 2	0- 0	0- 1	AWAY	0- 1	0- 0	2- 0				
0- 0	0- 0	0- 0	NEUTRAL	0- 0	0- 0	0- 0				
0- 0	0- 0	0- 0	CONFERENCE	0- 0	0- 0	0- 0				
0- 0	0- 0	0- 0	HOME	0- 0	0- 0	0- 0				
0- 0	0- 0	0- 0	AWAY	0- 0	0- 0	0- 0				
0- 0	0- 0	0- 0	NEUTRAL	0- 0	0- 0	0- 0				

RPI 1-25				RPI 26-50				RPI 51-100				RPI 101+ Team's RPI: 114			
RPI	S	Opponent	Score	RPI	S	Opponent	Score	RPI	S	Opponent	Score	RPI	S	Opponent	Score
8	H	Drake	69 85	31	A	South Dakota St.	48 74	81	A	UNI	55 65	110	H	Nebraska	74 65
16	H	South Dakota	65 77									248	A	Wichita St.	83 71
21	H	Florida St.	52 71									260	H	Omaha	66 51
												313	A	North Dakota St.	86 51
-----															
LAST 12 Division I GAMES:															
8	H	Drake	69 85	21	H	Florida St.	52 71	81	A	UNI	55 65	248	A	Wichita St.	83 71
31	A	South Dakota St.	48 74	260	H	Omaha	66 51	313	A	North Dakota St.	86 51	110	H	Nebraska	74 65
16	H	South Dakota	65 77												

Non-Div I Games:

Creighton

Average RPI	Win:	274	WON-LOST	WINNING	LAST 10	STRENGTH OF	OPP. STRENGTH	TEAM	ADJ.	CONF.	ADJ CONF.
Average RPI	Loss:	180	RECORD	PCT. RANK	GAMES	SCHEDULE	OF SCHEDULE	RPI	RPI	RPI	RPI
DIV. I ONLY		5- 4		140	0- 1	322	175	256	256	17	17
DIV. I NON-CONF.		5- 4		140	0- 1	322	175	256	256	17	17
-----											
TOTALS	RPI 1-25		RPI 26-50		W-L RECORDS	RPI 51-100		RPI 101-150		RPI 150+	
5- 4	0- 0		0- 0		OVERALL	0- 1		0- 0		5- 3	
4- 0	0- 0		0- 0		HOME	0- 0		0- 0		4- 0	
1- 2	0- 0		0- 0		AWAY	0- 0		0- 0		1- 2	
0- 2	0- 0		0- 0		NEUTRAL	0- 1		0- 0		0- 1	
5- 4	0- 0		0- 0		NON-CONFERENCE	0- 1		0- 0		5- 3	
4- 0	0- 0		0- 0		HOME	0- 0		0- 0		4- 0	
1- 2	0- 0		0- 0		AWAY	0- 0		0- 0		1- 2	
0- 2	0- 0		0- 0		NEUTRAL	0- 1		0- 0		0- 1	
0- 0	0- 0		0- 0		CONFERENCE	0- 0		0- 0		0- 0	
0- 0	0- 0		0- 0		HOME	0- 0		0- 0		0- 0	
0- 0	0- 0		0- 0		AWAY	0- 0		0- 0		0- 0	
0- 0	0- 0		0- 0		NEUTRAL	0- 0		0- 0		0- 0	

RPI 1-25				RPI 26-50				RPI 51-100				RPI 101+				Team's RPI: 256
RPI	S	Opponent	Score	RPI	S	Opponent	Score	RPI	S	Opponent	Score	RPI	S	Opponent	Score	
								55	N	Middle Tenn.	58 70	174	A	San Diego	76 78	
												189	H	Boston U.	64 44	
												210	A	Cal St. Fullerton	62 67	
												265	H	Fairfield	59 46	
												275	A	Vermont	66 42	
												282	N	UC Santa Barbara	56 62	
												317	H	UMass Lowell	70 54	
												322	H	Loyola Maryland	54 41	
-----																
LAST 12 Division I GAMES:																
				282	N	UC Santa Barbara	56 62	317	H	UMass Lowell	70 54					
				275	A	Vermont	66 42	265	H	Fairfield	59 46					
				322	H	Loyola Maryland	54 41	189	H	Boston U.	64 44					
								174	A	San Diego	76 78					
								210	A	Cal St. Fullerton	62 67					
								55	N	Middle Tenn.	58 70					

Non-Div I Games:

Dartmouth

D  
a  
v  
i  
d  
s  
o  
n

Davidson				Through Games Of Dec. 17, 2018						
Average RPI	Win: 210	WON-LOST RECORD	WINNING PCT. RANK	LAST 10 GAMES	STRENGTH OF SCHEDULE	OPP. STRENGTH OF SCHEDULE	TEAM RPI	ADJ. RPI	CONF. RPI	ADJ CONF. RPI
DIV. I ONLY		4- 5	191	1- 0	285	172	231	231	16	16
DIV. I NON-CONF.		4- 5	191	1- 0	285	172	231	231	16	16
-----										
TOTALS		RPI 1-25	RPI 26-50		W-L RECORDS		RPI 51-100	RPI 101-150	RPI 150+	
4- 5	0- 0	0- 0		OVERALL		1- 0	0- 1	3- 4		
2- 1	0- 0	0- 0		HOME		0- 0	0- 0	2- 1		
2- 4	0- 0	0- 0		AWAY		1- 0	0- 1	1- 3		
0- 0	0- 0	0- 0		NEUTRAL		0- 0	0- 0	0- 0		
4- 5	0- 0	0- 0		NON-CONFERENCE		1- 0	0- 1	3- 4		
2- 1	0- 0	0- 0		HOME		0- 0	0- 0	2- 1		
2- 4	0- 0	0- 0		AWAY		1- 0	0- 1	1- 3		
0- 0	0- 0	0- 0		NEUTRAL		0- 0	0- 0	0- 0		
0- 0	0- 0	0- 0		CONFERENCE		0- 0	0- 0	0- 0		
0- 0	0- 0	0- 0		HOME		0- 0	0- 0	0- 0		
0- 0	0- 0	0- 0		AWAY		0- 0	0- 0	0- 0		
0- 0	0- 0	0- 0		NEUTRAL		0- 0	0- 0	0- 0		

RPI 1-25				RPI 26-50				RPI 51-100				RPI 101+ Team's RPI: 231			
RPI	S	Opponent	Score	RPI	S	Opponent	Score	RPI	S	Opponent	Score	RPI	S	Opponent	Score
								96	A	Clemson	90 80	130	A	Princeton	57 65
												160	H	Appalachian St.	78 81
												169	H	William & Mary	76 65
												172	A	UNC Asheville	56 69
												194	A	Elon	72 73
												226	H	High Point	71 62
												249	A	Gardner-Webb	49 54
												347	A	Charleston So.	72 34
-----															
LAST 12 Division I GAMES:															
				96	A	Clemson	90 80	169	H	William & Mary	76 65				
				194	A	Elon	72 73	172	A	UNC Asheville	56 69				
				130	A	Princeton	57 65	160	H	Appalachian St.	78 81				
				226	H	High Point	71 62	249	A	Gardner-Webb	49 54				
								347	A	Charleston So.	72 34				

Non-Div I Games: Queens (NC) 80 47

Davi dson

D  
a  
v  
i  
d  
s  
o  
n



Average RPI Win: 207

Average RPI Loss: 54

WON-LOST  
RECORDWINNING  
PCT. RANKLAST 10  
GAMESSTRENGTH OF  
SCHEDULEOPP. STRENGTH  
OF SCHEDULETEAM  
RPIADJ.  
RPICONF.  
RPIADJ CONF.  
RPIDIV. I ONLY  
DIV. I NON-CONF.4- 5  
4- 5191  
1911- 0  
1- 024  
24278  
278127  
127127  
12716  
1616  
16

TOTALS

RPI 1-25

RPI 26-50

W-L RECORDS

RPI 51-100

RPI 101-150

RPI 150+

4- 5 0- 0  
4- 1 0- 0  
0- 4 0- 0  
0- 0 0- 00- 3  
0- 1  
0- 2  
0- 0OVERALL  
HOME  
AWAY  
NEUTRAL2- 1  
2- 0  
0- 1  
0- 00- 1  
0- 0  
0- 1  
0- 02- 0  
2- 0  
0- 0  
0- 04- 5 0- 0  
4- 1 0- 0  
0- 4 0- 0  
0- 0 0- 00- 3  
0- 1  
0- 2  
0- 0NON-CONFERENCE  
HOME  
AWAY  
NEUTRAL2- 1  
2- 0  
0- 1  
0- 00- 1  
0- 0  
0- 1  
0- 02- 0  
2- 0  
0- 0  
0- 00- 0 0- 0  
0- 0 0- 0  
0- 0 0- 0  
0- 0 0- 00- 0  
0- 0  
0- 0  
0- 0CONFERENCE  
HOME  
AWAY  
NEUTRAL0- 0  
0- 0  
0- 0  
0- 00- 0  
0- 0  
0- 0  
0- 00- 0  
0- 0  
0- 0  
0- 0

RPI 1-25

RPI 26-50

RPI 51-100

RPI 101+

Team's RPI: 127

RPI S Opponent Score

RPI S Opponent Score

29 H Northeastern 79 84  
30 A Green Bay 35 51  
40 A Maryl and 71 82

RPI S Opponent Score

60 A South Carolina 55 65  
71 H Toledo 70 49  
91 H Buffal o 72 59

RPI S Opponent Score

113 A James Madi son 55 68  
319 H Col gate 67 58  
348 H Evansvi lle 69 30

LAST 12 Division I GAMES:

91 H Buffal o 72 59  
113 A James Madi son 55 68  
60 A South Carolina 55 65  
30 A Green Bay 35 51  
71 H Toledo 70 49  
29 H Northeastern 79 84348 H Evansvi lle 69 30  
40 A Maryl and 71 82  
319 H Col gate 67 58D  
a  
y  
t  
o  
nD  
a  
y  
t  
o  
n

Non-Div I Games:

Dayton

DePaul

DePaul				Through Games Of Dec. 17, 2018							
Average RPI	Win:	177	WON-LOST	WINNING	LAST 10	STRENGTH OF	OPP. STRENGTH	TEAM	ADJ.	CONF.	ADJ CONF.
Average RPI	Loss:	6	RECORD	PCT. RANK	GAMES	SCHEDULE	OF SCHEDULE	RPI	RPI	RPI	RPI
DIV. I ONLY			8- 3	81	1- 0	119	11	45	45	4	4
DIV. I NON-CONF.			8- 3	81	1- 0	119	11	45	45	4	4
-----											
TOTALS		RPI 1-25		RPI 26-50		W-L RECORDS		RPI 51-100		RPI 101-150	RPI 150+
8- 3		0- 3		1- 0		OVERALL		2- 0		1- 0	4- 0
5- 1		0- 1		1- 0		HOME		1- 0		0- 0	3- 0
1- 1		0- 1		0- 0		AWAY		0- 0		0- 0	1- 0
2- 1		0- 1		0- 0		NEUTRAL		1- 0		1- 0	0- 0
8- 3		0- 3		1- 0		NON-CONFERENCE		2- 0		1- 0	4- 0
5- 1		0- 1		1- 0		HOME		1- 0		0- 0	3- 0
1- 1		0- 1		0- 0		AWAY		0- 0		0- 0	1- 0
2- 1		0- 1		0- 0		NEUTRAL		1- 0		1- 0	0- 0
0- 0		0- 0		0- 0		CONFERENCE		0- 0		0- 0	0- 0
0- 0		0- 0		0- 0		HOME		0- 0		0- 0	0- 0
0- 0		0- 0		0- 0		AWAY		0- 0		0- 0	0- 0
0- 0		0- 0		0- 0		NEUTRAL		0- 0		0- 0	0- 0

RPI 1-25				RPI 26-50				Team's RPI: 45				RPI 51-100				RPI 101+			
RPI	S	Opponent	Score	RPI	S	Opponent	Score					RPI	S	Opponent	Score	RPI	S	Opponent	Score
1	H	Notre Dame	77 101	30	H	Green Bay	73 64					88	N	Kansas St.	79 59	130	N	Princeton	82 67
2	A	UConn	63 99									97	H	Northwestern	76 60	193	A	Oklahoma	87 76
15	N	Syracuse	81 83													228	H	Temple	102 88
																302	H	Tennessee St.	95 73
																346	H	Savannah St.	124 61
LAST 12 Division I GAMES:																			
2	A	UConn	63 99	302	H	Tennessee St.	95 73												
346	H	Savannah St.	124 61	193	A	Oklahoma	87 76												
15	N	Syracuse	81 83	97	H	Northwestern	76 60												
88	N	Kansas St.	79 59	228	H	Temple	102 88												
130	N	Princeton	82 67	30	H	Green Bay	73 64												
1	H	Notre Dame	77 101																

Non-Div I Games:

DePaul

DePaul

Delaware

Delaware				Through Games Of Dec. 17, 2018							
Average RPI	Win:	279	WON-LOST	WINNING	LAST 10	STRENGTH OF	OPP. STRENGTH	TEAM	ADJ.	CONF.	ADJ CONF.
Average RPI	Loss:	111	RECORD	PCT. RANK	GAMES	SCHEDULE	OF SCHEDULE	RPI	RPI	RPI	RPI
DIV. I ONLY		3- 6		237	1- 0	112	296	208	208	12	12
DIV. I NON-CONF.		3- 6		237	1- 0	112	296	208	208	12	12
-----											
TOTALS	RPI 1-25		RPI 26-50		W-L RECORDS	RPI 51-100		RPI 101-150		RPI 150+	
3- 6	0- 1		0- 0		OVERALL	0- 2		0- 1		3- 2	
0- 1	0- 1		0- 0		HOME	0- 0		0- 0		0- 0	
1- 3	0- 0		0- 0		AWAY	0- 1		0- 0		1- 2	
2- 2	0- 0		0- 0		NEUTRAL	0- 1		0- 1		2- 0	
3- 6	0- 1		0- 0		NON-CONFERENCE	0- 2		0- 1		3- 2	
0- 1	0- 1		0- 0		HOME	0- 0		0- 0		0- 0	
1- 3	0- 0		0- 0		AWAY	0- 1		0- 0		1- 2	
2- 2	0- 0		0- 0		NEUTRAL	0- 1		0- 1		2- 0	
0- 0	0- 0		0- 0		CONFERENCE	0- 0		0- 0		0- 0	
0- 0	0- 0		0- 0		HOME	0- 0		0- 0		0- 0	
0- 0	0- 0		0- 0		AWAY	0- 0		0- 0		0- 0	
0- 0	0- 0		0- 0		NEUTRAL	0- 0		0- 0		0- 0	

Delaware

RPI 1-25				RPI 26-50				RPI 51-100				RPI 101+ Team's RPI: 208			
RPI	S	Opponent	Score	RPI	S	Opponent	Score	RPI	S	Opponent	Score	RPI	S	Opponent	Score
18	H	UCF	60 71					81	A	UNI	67 79	125	N	Bradley	47 59
								94	N	Montana St.	60 69	157	A	George Mason	46 72
												175	N	Nicholls St.	71 56
												189	A	Boston U.	61 72
												324	N	Lafayette	65 47
												338	A	Delaware St.	85 77
-----															
LAST 12 Division I GAMES:															
125	N	Bradley	47 59	324	N	Lafayette	65 47								
338	A	Delaware St.	85 77	175	N	Nicholls St.	71 56								
94	N	Montana St.	60 69	18	H	UCF	60 71								
81	A	UNI	67 79	157	A	George Mason	46 72								
				189	A	Boston U.	61 72								

Non-Div I Games:

Delaware

Average RPI Win: 0

Average RPI Loss: 160

WON-LOST  
RECORD

WINNING  
PCT. RANK

LAST 10  
GAMES

STRENGTH OF  
SCHEDULE

OPP. STRENGTH  
OF SCHEDULE

TEAM  
RPI

ADJ.  
RPI

CONF.  
RPI

ADJ CONF.  
RPI

DIV. I ONLY	0- 6	330	0- 1	216	198	338	338	32	32
DIV. I NON-CONF.	0- 6	330	0- 1	216	198	338	338	32	32
TOTALS	RPI 1-25	RPI 26-50	W-L RECORDS	RPI 51-100	RPI 101-150	RPI 150+			
0- 6	0- 0	0- 0	OVERALL	0- 2	0- 1	0- 3			
0- 2	0- 0	0- 0	HOME	0- 0	0- 1	0- 1			
0- 4	0- 0	0- 0	AWAY	0- 2	0- 0	0- 2			
0- 0	0- 0	0- 0	NEUTRAL	0- 0	0- 0	0- 0			
0- 6	0- 0	0- 0	NON-CONFERENCE	0- 2	0- 1	0- 3			
0- 2	0- 0	0- 0	HOME	0- 0	0- 1	0- 1			
0- 4	0- 0	0- 0	AWAY	0- 2	0- 0	0- 2			
0- 0	0- 0	0- 0	NEUTRAL	0- 0	0- 0	0- 0			
0- 0	0- 0	0- 0	CONFERENCE	0- 0	0- 0	0- 0			
0- 0	0- 0	0- 0	HOME	0- 0	0- 0	0- 0			
0- 0	0- 0	0- 0	AWAY	0- 0	0- 0	0- 0			
0- 0	0- 0	0- 0	NEUTRAL	0- 0	0- 0	0- 0			

RPI 1-25				RPI 26-50				RPI 51-100				RPI 101+ Team's RPI: 338					
RPI	S	Opponent	Score	RPI	S	Opponent	Score	RPI	S	Opponent	Score	RPI	S	Opponent	Score		
								69	A	Xavier	59	80	113	H	James Madison	57	103
								83	A	St. John's (NY)	44	82	208	H	Delaware	77	85
													228	A	Temple	61	75
													258	A	Cornell	59	94
LAST 12 Division I GAMES:																	
				258	A	Cornell	59	94	83	A	St. John's (NY)	44	82				
				69	A	Xavier	59	80	208	H	Delaware	77	85				
									113	H	James Madison	57	103				
									228	A	Temple	61	75				

Non-Di v I Games:

Post

65 53

Cheyney

79 59

Del aware St.

D  
e  
n  
v  
e  
r

Denver			Through Games Of Dec. 17, 2018								
Average RPI	Win:	153	WON-LOST RECORD	WINNING PCT. RANK	LAST 10 GAMES	STRENGTH OF SCHEDULE	OPP. STRENGTH OF SCHEDULE	TEAM RPI	ADJ. RPI	CONF. RPI	ADJ CONF. RPI
Average RPI	Loss:	82									
DIV. I ONLY			7- 4	106	0- 1	207	28	103	103	13	13
DIV. I NON-CONF.			7- 4	106	0- 1	207	28	103	103	13	13
-----											
TOTALS	RPI 1-25			RPI 26-50		W-L RECORDS	RPI 51-100	RPI 101-150		RPI 150+	
7- 4	0- 0			1- 0		OVERALL	1- 2	1- 2		4- 0	
6- 0	0- 0			1- 0		HOME	1- 0	1- 0		3- 0	
1- 4	0- 0			0- 0		AWAY	0- 2	0- 2		1- 0	
0- 0	0- 0			0- 0		NEUTRAL	0- 0	0- 0		0- 0	
7- 4	0- 0			1- 0		NON-CONFERENCE	1- 2	1- 2		4- 0	
6- 0	0- 0			1- 0		HOME	1- 0	1- 0		3- 0	
1- 4	0- 0			0- 0		AWAY	0- 2	0- 2		1- 0	
0- 0	0- 0			0- 0		NEUTRAL	0- 0	0- 0		0- 0	
0- 0	0- 0			0- 0		CONFERENCE	0- 0	0- 0		0- 0	
0- 0	0- 0			0- 0		HOME	0- 0	0- 0		0- 0	
0- 0	0- 0			0- 0		AWAY	0- 0	0- 0		0- 0	
0- 0	0- 0			0- 0		NEUTRAL	0- 0	0- 0		0- 0	

D  
e  
n  
v  
e  
r

RPI 1-25				RPI 26-50				RPI 51-100				RPI 101+ Team's RPI: 103			
RPI	S	Opponent	Score	RPI	S	Opponent	Score	RPI	S	Opponent	Score	RPI	S	Opponent	Score
				35	H	Lamar University	117 110	51	A	Wyoming	74 78	107	A	New Mexico St.	64 66
								58	A	Northern Colo.	66 74	110	A	Nebraska	71 96
								79	H	Loyola Marymount	104 75	150	H	American	83 54
												166	H	UMKC	92 75
												176	H	Air Force	92 66
												223	A	Southern Utah	71 70
												245	H	St. Bonaventure	76 62
-----															
LAST 12 Division I GAMES:															
223	A	Southern Utah	71 70	110	A	Nebraska	71 96								
51	A	Wyoming	74 78	107	A	New Mexico St.	64 66								
79	H	Loyola Marymount	104 75	58	A	Northern Colo.	66 74								
245	H	St. Bonaventure	76 62	176	H	Air Force	92 66								
35	H	Lamar University	117 110	166	H	UMKC	92 75								
150	H	American	83 54												

Non-Div I Games:

Denver

Average RPI Win: 341 WON-LOST RECORD WINNING PCT. RANK LAST 10 GAMES STRENGTH OF SCHEDULE OPP. STRENGTH OF SCHEDULE TEAM RPI ADJ. RPI CONF. RPI ADJ CONF. RPI

DIV. I ONLY	1- 8	318	0- 1	141	319	297	297	14	14
DIV. I NON-CONF.	1- 8	318	0- 1	141	319	297	297	14	14
TOTALS	RPI 1-25	RPI 26-50	W-L RECORDS	RPI 51-100	RPI 101-150	RPI 150+			
1- 8	0- 0	0- 0	OVERALL	0- 2	0- 0	1- 6			
0- 3	0- 0	0- 0	HOME	0- 0	0- 0	0- 3			
1- 5	0- 0	0- 0	AWAY	0- 2	0- 0	1- 3			
0- 0	0- 0	0- 0	NEUTRAL	0- 0	0- 0	0- 0			
1- 8	0- 0	0- 0	NON-CONFERENCE	0- 2	0- 0	1- 6			
0- 3	0- 0	0- 0	HOME	0- 0	0- 0	0- 3			
1- 5	0- 0	0- 0	AWAY	0- 2	0- 0	1- 3			
0- 0	0- 0	0- 0	NEUTRAL	0- 0	0- 0	0- 0			
0- 0	0- 0	0- 0	CONFERENCE	0- 0	0- 0	0- 0			
0- 0	0- 0	0- 0	HOME	0- 0	0- 0	0- 0			
0- 0	0- 0	0- 0	AWAY	0- 0	0- 0	0- 0			
0- 0	0- 0	0- 0	NEUTRAL	0- 0	0- 0	0- 0			

RPI	S	Opponent	Score	RPI	S	Opponent	Score	RPI	S	Opponent	Score	RPI	S	Opponent	Score	Team's RPI: 297
64	A	Michigan	62	95	76	A	Ohio St.	41	55	158	H	Miami (OH)	59	78		
										167	A	Bowling Green	73	79		
										178	A	Eastern Mich.	53	60		
										229	A	Loyola Chicago	43	52		
										260	H	Omaha	42	51		
										300	H	Western Mich.	44	54		
										341	A	Manhattan	58	56		
LAST 12 Division I GAMES:																
260	H	Omaha	42	51	167	A	Bowling Green	73	79	300	H	Western Mich.	44	54		
341	A	Manhattan	58	56	178	A	Eastern Mich.	53	60							
64	A	Michigan	62	95												
158	H	Miami (OH)	59	78												
229	A	Loyola Chicago	43	52												
76	A	Ohio St.	41	55												

Non-Div I Games: Mich. -Dearborn 68 60

Detroit Mercy

Average RPI Win: 107

Average RPI Loss: 12

WON-LOST  
RECORDWINNING  
PCT. RANKLAST 10  
GAMESSTRENGTH OF  
SCHEDULEOPP. STRENGTH  
OF SCHEDULETEAM  
RPIADJ.  
RPICONF.  
RPIADJ CONF.  
RPIDIV. I ONLY  
DIV. I NON-CONF.7- 3  
7- 387  
871- 0  
1- 025  
252  
28  
88  
815  
1515  
15

TOTALS

RPI 1-25

RPI 26-50

W-L RECORDS

RPI 51-100

RPI 101-150

RPI 150+

7- 3 1- 2  
2- 0 1- 0  
3- 2 0- 1  
2- 1 0- 10- 1  
0- 0  
0- 1  
0- 0OVERALL  
HOME  
AWAY  
NEUTRAL2- 0  
0- 0  
0- 0  
2- 03- 0  
1- 0  
2- 0  
0- 01- 0  
0- 0  
1- 0  
0- 07- 3 1- 2  
2- 0 1- 0  
3- 2 0- 1  
2- 1 0- 10- 1  
0- 0  
0- 1  
0- 0NON-CONFERENCE  
HOME  
AWAY  
NEUTRAL2- 0  
0- 0  
0- 0  
2- 03- 0  
1- 0  
2- 0  
0- 01- 0  
0- 0  
1- 0  
0- 00- 0 0- 0  
0- 0 0- 0  
0- 0 0- 0  
0- 0 0- 00- 0  
0- 0  
0- 0  
0- 0CONFERENCE  
HOME  
AWAY  
NEUTRAL0- 0  
0- 0  
0- 0  
0- 00- 0  
0- 0  
0- 0  
0- 00- 0  
0- 0  
0- 0  
0- 0

RPI 1-25 Team's RPI: 8

RPI 26-50

RPI 51-100

RPI 101+

RPI	S	Opponent	Score
1	N	Notre Dame	64 82
5	A	Iowa St.	81 86
16	H	South Dakota	76 64

RPI	S	Opponent	Score
31	A	South Dakota St.	71 80

RPI	S	Opponent	Score
59	N	Rutgers	69 59
60	N	South Carolina	90 85

RPI	S	Opponent	Score
110	A	Nebraska	83 77
114	A	Creighton	85 69
126	H	CSUN	73 63
267	A	Western Ill.	98 71

LAST 12 Division I GAMES:

126	H	CSUN	73 63	60	N	South Carolina	90 85
16	H	South Dakota	76 64	1	N	Notre Dame	64 82
267	A	Western Ill.	98 71	5	A	Iowa St.	81 86
110	A	Nebraska	83 77	31	A	South Dakota St.	71 80
				114	A	Creighton	85 69
				59	N	Rutgers	69 59

Drake

Drake

Non-Div I Games:

Clarke

91 43

Drake

Loss, 
 Non-Conf, S Site, 
 H Home
A Away 
 N Neutral

Average RPI Win:	254	WON-LOST	WINNING	LAST 10	STRENGTH OF	OPP. STRENGTH	TEAM	ADJ.	CONF.	ADJ CONF.
Average RPI Loss:	80	RECORD	PCT. RANK	GAMES	SCHEDULE	OF SCHEDULE	RPI	RPI	RPI	RPI

DIV. I ONLY	7- 2	56	1- 0	280	162	143	143	12	12
DIV. I NON-CONF.	7- 2	56	1- 0	280	162	143	143	12	12
TOTALS	RPI 1-25	RPI 26-50	W-L RECORDS	RPI 51-100	RPI 101-150	RPI 150+			
7- 2	0- 0	1- 0	OVERALL	0- 1	0- 1	6- 0			
3- 1	0- 0	1- 0	HOME	0- 1	0- 0	2- 0			
3- 0	0- 0	0- 0	AWAY	0- 0	0- 0	3- 0			
1- 1	0- 0	0- 0	NEUTRAL	0- 0	0- 1	1- 0			
7- 2	0- 0	1- 0	NON-CONFERENCE	0- 1	0- 1	6- 0			
3- 1	0- 0	1- 0	HOME	0- 1	0- 0	2- 0			
3- 0	0- 0	0- 0	AWAY	0- 0	0- 0	3- 0			
1- 1	0- 0	0- 0	NEUTRAL	0- 0	0- 1	1- 0			
0- 0	0- 0	0- 0	CONFERENCE	0- 0	0- 0	0- 0			
0- 0	0- 0	0- 0	HOME	0- 0	0- 0	0- 0			
0- 0	0- 0	0- 0	AWAY	0- 0	0- 0	0- 0			
0- 0	0- 0	0- 0	NEUTRAL	0- 0	0- 0	0- 0			

RPI 1-25	RPI 26-50	RPI 51-100	RPI 101+	Team's RPI: 143
RPI S Opponent Score	RPI S Opponent Score	RPI S Opponent Score	RPI S Opponent Score	
	48 H Bucknel l 64 42	54 H Qui nni pi ac 52 56	105 N Wright St. 63 71	
			249 H Gardner-Webb 65 48	
			264 N Si ena 51 39	
			275 A Vermont 60 44	
			298 A La Salle 58 43	
			305 H Saint Joseph' s 51 34	
			341 A Manhattan 53 39	
LAST 12 Di vi si on I GAMES:				
	275 A Vermont 60 44	105 N Wright St. 63 71		
	249 H Gardner-Webb 65 48	341 A Manhattan 53 39		
	54 H Qui nni pi ac 52 56	298 A La Salle 58 43		
		264 N Si ena 51 39		
		48 H Bucknel l 64 42		
		305 H Saint Joseph' s 51 34		

Non-Di v I Games:

Drexel



Average RPI	Win:	164	WON-LOST	WINNING	LAST 10	STRENGTH OF	OPP. STRENGTH	TEAM	ADJ.	CONF.	ADJ CONF.
Average RPI	Loss:	79	RECORD	PCT. RANK	GAMES	SCHEDULE	OF SCHEDULE	RPI	RPI	RPI	RPI
DIV. I ONLY		6- 3		97	0- 1	76	113	41	41	1	1
DIV. I NON-CONF.		6- 3		97	0- 1	76	113	41	41	1	1
-----											
TOTALS	RPI 1-25		RPI 26-50		W-L RECORDS	RPI 51-100		RPI 101-150		RPI 150+	
6- 3	0- 0		1- 0		OVERALL	0- 3		2- 0		3- 0	
3- 0	0- 0		0- 0		HOME	0- 0		1- 0		2- 0	
2- 1	0- 0		1- 0		AWAY	0- 1		1- 0		0- 0	
1- 2	0- 0		0- 0		NEUTRAL	0- 2		0- 0		1- 0	
6- 3	0- 0		1- 0		NON-CONFERENCE	0- 3		2- 0		3- 0	
3- 0	0- 0		0- 0		HOME	0- 0		1- 0		2- 0	
2- 1	0- 0		1- 0		AWAY	0- 1		1- 0		0- 0	
1- 2	0- 0		0- 0		NEUTRAL	0- 2		0- 0		1- 0	
0- 0	0- 0		0- 0		CONFERENCE	0- 0		0- 0		0- 0	
0- 0	0- 0		0- 0		HOME	0- 0		0- 0		0- 0	
0- 0	0- 0		0- 0		AWAY	0- 0		0- 0		0- 0	
0- 0	0- 0		0- 0		NEUTRAL	0- 0		0- 0		0- 0	

RPI	S	Opponent	Score	RPI	S	Opponent	Score	Team's RPI: 41	RPI	S	Opponent	Score	RPI	S	Opponent	Score
				38	A	Maine	66 63						63	N	Washington	64 71
													77	N	Missouri	54 62
													97	A	Northwestern	58 84
													133	H	Marist	64 56
													141	A	Wisconsin	60 53
													194	H	Elon	81 64
													215	H	UNLV	66 38
													261	N	Ball St.	79 62
LAST 12 Division I GAMES:																
				77	N	Missouri	54 62					63	N	Washington	64 71	
				261	N	Ball St.	79 62					194	H	Elon	81 64	
				215	H	UNLV	66 38					38	A	Maine	66 63	
				133	H	Marist	64 56					97	A	Northwestern	58 84	
				141	A	Wisconsin	60 53									

Non-Div I Games:

Duke

D  
u  
q  
u  
e  
s  
n  
e

Duquesne					Through Games Of Dec. 17, 2018								
Average RPI	Win:	185	WON-LOST	WINNING	LAST 10	STRENGTH OF	OPP. STRENGTH	TEAM	ADJ.	CONF.	ADJ CONF.		
Average RPI	Loss:	51	RECORD	PCT. RANK	GAMES	SCHEDULE	OF SCHEDULE	RPI	RPI	RPI	RPI		
DIV. I ONLY		5- 4	140	1- 0	63	139	49	49	16	16			
DIV. I NON-CONF.		5- 4	140	1- 0	63	139	49	49	16	16			
-----													
TOTALS	RPI 1-25		RPI 26-50		W-L RECORDS	RPI 51-100		RPI 101-150		RPI 150+			
5- 4	0- 1		0- 0		OVERALL	0- 3		3- 0		2- 0			
2- 1	0- 1		0- 0		HOME	0- 0		1- 0		1- 0			
3- 3	0- 0		0- 0		AWAY	0- 3		2- 0		1- 0			
0- 0	0- 0		0- 0		NEUTRAL	0- 0		0- 0		0- 0			
5- 4	0- 1		0- 0		NON-CONFERENCE	0- 3		3- 0		2- 0			
2- 1	0- 1		0- 0		HOME	0- 0		1- 0		1- 0			
3- 3	0- 0		0- 0		AWAY	0- 3		2- 0		1- 0			
0- 0	0- 0		0- 0		NEUTRAL	0- 0		0- 0		0- 0			
0- 0	0- 0		0- 0		CONFERENCE	0- 0		0- 0		0- 0			
0- 0	0- 0		0- 0		HOME	0- 0		0- 0		0- 0			
0- 0	0- 0		0- 0		AWAY	0- 0		0- 0		0- 0			
0- 0	0- 0		0- 0		NEUTRAL	0- 0		0- 0		0- 0			
-----													
RPI 1-25				RPI 26-50		Team's RPI: 49		RPI 51-100		RPI 101+			
RPI	S	Opponent	Score	RPI	S	Opponent	Score	RPI	S	Opponent	Score		
18	H	UCF	63 71					56	A	Texas	41 78		
								57	A	TCU	48 61		
								71	A	Toledo	52 65		
										102	A	Penn St.	64 58
										128	H	Mt. St. Mary's	73 64
										138	A	Kent St.	77 72
										263	A	Saint Francis (PA)	93 73
										296	H	ETSU	66 58
-----													
LAST 12 Division I GAMES:													
102	A	Penn St.	64 58	296	H	ETSU	66 58						
138	A	Kent St.	77 72	18	H	UCF	63 71						
263	A	Saint Francis (PA)	93 73	57	A	TCU	48 61						
71	A	Toledo	52 65										
128	H	Mt. St. Mary's	73 64										
56	A	Texas	41 78										

D  
u  
q  
u  
e  
s  
n  
e

Non-Div I Games:

Duquesne

ETSU				Through Games Of Dec. 17, 2018							
Average RPI	Win:	243	WON-LOST	WINNING	LAST 10	STRENGTH OF	OPP. STRENGTH	TEAM	ADJ.	CONF.	ADJ CONF.
Average RPI	Loss:	137	RECORD	PCT. RANK	GAMES	SCHEDULE	OF SCHEDULE	RPI	RPI	RPI	RPI
DIV. I ONLY		2- 12	302	0- 2	140	195	296	296	26	26	
DIV. I NON-CONF.		2- 12	302	0- 2	140	195	296	296	26	26	
-----											
TOTALS	RPI 1-25		RPI 26-50		W-L RECORDS	RPI 51-100		RPI 101-150		RPI 150+	
2- 12	0- 1		0- 1		OVERALL	0- 2		0- 4		2- 4	
2- 3	0- 0		0- 0		HOME	0- 0		0- 1		2- 2	
0- 6	0- 1		0- 1		AWAY	0- 0		0- 3		0- 1	
0- 3	0- 0		0- 0		NEUTRAL	0- 2		0- 0		0- 1	
2- 12	0- 1		0- 1		NON-CONFERENCE	0- 2		0- 4		2- 4	
2- 3	0- 0		0- 0		HOME	0- 0		0- 1		2- 2	
0- 6	0- 1		0- 1		AWAY	0- 0		0- 3		0- 1	
0- 3	0- 0		0- 0		NEUTRAL	0- 2		0- 0		0- 1	
0- 0	0- 0		0- 0		CONFERENCE	0- 0		0- 0		0- 0	
0- 0	0- 0		0- 0		HOME	0- 0		0- 0		0- 0	
0- 0	0- 0		0- 0		AWAY	0- 0		0- 0		0- 0	
0- 0	0- 0		0- 0		NEUTRAL	0- 0		0- 0		0- 0	

RPI 1-25				RPI 26-50				RPI 51-100				RPI 101+ Team's RPI: 296			
RPI	S	Opponent	Score	RPI	S	Opponent	Score	RPI	S	Opponent	Score	RPI	S	Opponent	Score
25	A	Michigan St.	53 75	49	A	Duquesne	58 66	59	N	Rutgers	44 68	124	A	Radford	64 79
								60	N	South Carolina	55 101	129	H	Houston	77 84
												145	A	Cincinnati	64 77
												147	A	South Alabama	74 81
												160	H	Appalachian St.	95 64
												172	A	UNC Asheville	55 56
												207	N	Western Ky.	68 82
												216	H	Troy	66 84
												316	H	Liberty	86 89
												325	H	N.C. A&T	61 56
-----															
LAST 12 Division I GAMES:															
316	H	Liberty	86 89	59	N	Rutgers	44 68	207	N	Western Ky.	68 82	49	A	Duquesne	58 66
129	H	Houston	77 84									325	H	N.C. A&T	61 56
160	H	Appalachian St.	95 64					172	A	UNC Asheville	55 56	124	A	Radford	64 79
147	A	South Alabama	74 81												
60	N	South Carolina	55 101												
216	H	Troy	66 84												

Non-Div I Games:

ETSU

Average RPI	Win:	253	WON-LOST	WINNING	LAST 10	STRENGTH OF	OPP. STRENGTH	TEAM	ADJ.	CONF.	ADJ CONF.
Average RPI	Loss:	122	RECORD	PCT. RANK	GAMES	SCHEDULE	OF SCHEDULE	RPI	RPI	RPI	RPI
DIV. I ONLY		7- 2		56	1- 0	331	144	197	197	8	8
DIV. I NON-CONF.		7- 2		56	1- 0	331	144	197	197	8	8
-----											
TOTALS	RPI 1-25		RPI 26-50		W-L RECORDS	RPI 51-100		RPI 101-150		RPI 150+	
7- 2	0- 0		0- 0		OVERALL	1- 1		0- 0		6- 1	
7- 0	0- 0		0- 0		HOME	1- 0		0- 0		6- 0	
0- 2	0- 0		0- 0		AWAY	0- 1		0- 0		0- 1	
0- 0	0- 0		0- 0		NEUTRAL	0- 0		0- 0		0- 0	
7- 2	0- 0		0- 0		NON-CONFERENCE	1- 1		0- 0		6- 1	
7- 0	0- 0		0- 0		HOME	1- 0		0- 0		6- 0	
0- 2	0- 0		0- 0		AWAY	0- 1		0- 0		0- 1	
0- 0	0- 0		0- 0		NEUTRAL	0- 0		0- 0		0- 0	
0- 0	0- 0		0- 0		CONFERENCE	0- 0		0- 0		0- 0	
0- 0	0- 0		0- 0		HOME	0- 0		0- 0		0- 0	
0- 0	0- 0		0- 0		AWAY	0- 0		0- 0		0- 0	
0- 0	0- 0		0- 0		NEUTRAL	0- 0		0- 0		0- 0	

RPI 1-25				RPI 26-50				RPI 51-100				RPI 101+				Team's RPI: 197
RPI	S	Opponent	Score	RPI	S	Opponent	Score	RPI	S	Opponent	Score	RPI	S	Opponent	Score	
								68	H	Wake Forest	70 61	169	A	William & Mary	43 63	
								75	A	Charlotte	46 52	191	H	Monmouth	73 67	
												237	H	Kennesaw St.	68 56	
												303	H	USC Upstate	63 53	
												315	H	UMES	84 69	
												316	H	Liberty	66 63	
												344	H	Grand Canyon	59 47	
-----																
LAST 12 Division I GAMES:																
237	H	Kennesaw St.	68 56	303	H	USC Upstate	63 53									
344	H	Grand Canyon	59 47	316	H	Liberty	66 63									
191	H	Monmouth	73 67	75	A	Charlotte	46 52									
315	H	UMES	84 69	169	A	William & Mary	43 63									
				68	H	Wake Forest	70 61									

Non-Div I Games:

East Carolina

Average RPI Win:	300	WON-LOST	WINNING	LAST 10	STRENGTH OF	OPP. STRENGTH	TEAM	ADJ.	CONF.	ADJ CONF.
Average RPI Loss:	151	RECORD	PCT. RANK	GAMES	SCHEDULE	OF SCHEDULE	RPI	RPI	RPI	RPI
DIV. I ONLY	2- 5	260	0- 1	193	279	246	246	20	20	
DIV. I NON-CONF.	2- 5	260	0- 1	193	279	246	246	20	20	
-----										
TOTALS	RPI 1-25	RPI 26-50	W-L RECORDS	RPI 51-100	RPI 101-150	RPI 150+				
2- 5	0- 0	0- 1	OVERALL	0- 0	0- 2	2- 2				
1- 0	0- 0	0- 0	HOME	0- 0	0- 0	1- 0				
0- 5	0- 0	0- 1	AWAY	0- 0	0- 2	0- 2				
1- 0	0- 0	0- 0	NEUTRAL	0- 0	0- 0	1- 0				
2- 5	0- 0	0- 1	NON-CONFERENCE	0- 0	0- 2	2- 2				
1- 0	0- 0	0- 0	HOME	0- 0	0- 0	1- 0				
0- 5	0- 0	0- 1	AWAY	0- 0	0- 2	0- 2				
1- 0	0- 0	0- 0	NEUTRAL	0- 0	0- 0	1- 0				
0- 0	0- 0	0- 0	CONFERENCE	0- 0	0- 0	0- 0				
0- 0	0- 0	0- 0	HOME	0- 0	0- 0	0- 0				
0- 0	0- 0	0- 0	AWAY	0- 0	0- 0	0- 0				
0- 0	0- 0	0- 0	NEUTRAL	0- 0	0- 0	0- 0				

RPI 1-25				RPI 26-50				RPI 51-100				RPI 101+ Team's RPI: 246			
RPI	S	Opponent	Score	RPI	S	Opponent	Score	RPI	S	Opponent	Score	RPI	S	Opponent	Score
				42	A	Butler	37 72					112	A	Northern Ill.	59 78
												125	A	Bradley	64 67
												168	A	Southern Ill.	59 73
												267	N	Western Ill.	64 62
												309	A	Valparaiso	60 62
												332	H	Purdue Fort Wayne	72 63
-----															
LAST 12 Division I GAMES:															
				112	A	Northern Ill.	59 78	267	N	Western Ill.	64 62				
				168	A	Southern Ill.	59 73	309	A	Valparaiso	60 62				
								125	A	Bradley	64 67				
								332	H	Purdue Fort Wayne	72 63				
								42	A	Butler	37 72				

Non-Div I Games: Lincoln Christian 97 34 Oakland City 102 43

Eastern III.

Average RPI Win:	0	WON-LOST	WINNING	LAST 10	STRENGTH OF	OPP. STRENGTH	TEAM	ADJ.	CONF.	ADJ CONF.
Average RPI Loss:	176	RECORD	PCT. RANK	GAMES	SCHEDULE	OF SCHEDULE	RPI	RPI	RPI	RPI
DIV. I ONLY	0- 9	330	0- 1	14	351	268	268	20	20	
DIV. I NON-CONF.	0- 9	330	0- 1	14	351	268	268	20	20	
<hr/>										
TOTALS	RPI 1-25	RPI 26-50	W-L RECORDS	RPI 51-100	RPI 101-150	RPI 150+				
0- 9	0- 1	0- 0	OVERALL	0- 1	0- 0	0- 7				
0- 2	0- 0	0- 0	HOME	0- 0	0- 0	0- 2				
0- 5	0- 0	0- 0	AWAY	0- 1	0- 0	0- 4				
0- 2	0- 1	0- 0	NEUTRAL	0- 0	0- 0	0- 1				
0- 9	0- 1	0- 0	NON-CONFERENCE	0- 1	0- 0	0- 7				
0- 2	0- 0	0- 0	HOME	0- 0	0- 0	0- 2				
0- 5	0- 0	0- 0	AWAY	0- 1	0- 0	0- 4				
0- 2	0- 1	0- 0	NEUTRAL	0- 0	0- 0	0- 1				
0- 0	0- 0	0- 0	CONFERENCE	0- 0	0- 0	0- 0				
0- 0	0- 0	0- 0	HOME	0- 0	0- 0	0- 0				
0- 0	0- 0	0- 0	AWAY	0- 0	0- 0	0- 0				
0- 0	0- 0	0- 0	NEUTRAL	0- 0	0- 0	0- 0				

RPI 1-25				RPI 26-50				RPI 51-100				RPI 101+ Team's RPI: 268			
RPI	S	Opponent	Score	RPI	S	Opponent	Score	RPI	S	Opponent	Score	RPI	S	Opponent	Score
21	N	Florida St.	45 62					62	A	Ohio	60 100	157	H	George Mason	75 91
												158	A	Miami (OH)	44 60
												214	H	Saint Louis	43 70
												220	A	West Virginia	29 78
												220	N	West Virginia	39 81
												230	A	Akron	54 63
												300	A	Western Mich.	53 64
<hr/>															
LAST 12 Division I GAMES:															
220	A	West Virginia	29 78	220	N	West Virginia	39 81	158	A	Miami (OH)	44 60	214	H	Saint Louis	43 70
157	H	George Mason	75 91												
230	A	Akron	54 63												
300	A	Western Mich.	53 64												
21	N	Florida St.	45 62												
62	A	Ohio	60 100												

Non-Div I Games: Ky. Christian 90 35

Eastern Ky.

Average RPI Win: 289		WON-LOST RECORD		WINNING PCT. RANK		LAST 10 GAMES		STRENGTH OF SCHEDULE		OPP. STRENGTH OF SCHEDULE		TEAM RPI		ADJ. RPI		CONF. RPI		ADJ CONF. RPI	
Average RPI Loss: 64																			
DIV. I ONLY		6- 2		66		1- 0		313		200		178		178		10		10	
DIV. I NON-CONF.		6- 2		66		1- 0		313		200		178		178		10		10	
TOTALS		RPI 1-25		RPI 26-50		W-L RECORDS		RPI 51-100		RPI 101-150		RPI 150+							
6- 2		0- 1		0- 0		OVERALL		0- 0		0- 1		6- 0							
4- 0		0- 0		0- 0		HOME		0- 0		0- 0		4- 0							
2- 1		0- 0		0- 0		AWAY		0- 0		0- 1		2- 0							
0- 1		0- 1		0- 0		NEUTRAL		0- 0		0- 0		0- 0							
6- 2		0- 1		0- 0		NON-CONFERENCE		0- 0		0- 1		6- 0							
4- 0		0- 0		0- 0		HOME		0- 0		0- 0		4- 0							
2- 1		0- 0		0- 0		AWAY		0- 0		0- 1		2- 0							
0- 1		0- 1		0- 0		NEUTRAL		0- 0		0- 0		0- 0							
0- 0		0- 0		0- 0		CONFERENCE		0- 0		0- 0		0- 0							
0- 0		0- 0		0- 0		HOME		0- 0		0- 0		0- 0							
0- 0		0- 0		0- 0		AWAY		0- 0		0- 0		0- 0							
0- 0		0- 0		0- 0		NEUTRAL		0- 0		0- 0		0- 0							

RPI 1-25				RPI 26-50				RPI 51-100				RPI 101+				Team's RPI: 178
RPI	S	Opponent	Score	RPI	S	Opponent	Score	RPI	S	Opponent	Score	RPI	S	Opponent	Score	
5	N	Iowa St.	59 85									123	A	Illinois	66 72	
												236	H	UIC	52 38	
												250	H	Illinois St.	50 41	
												271	H	Cleveland St.	69 63	
												297	H	Detroit Mercy	60 53	
												332	A	Purdue Fort Wayne	87 72	
												349	A	Longwood	64 45	
-----																
LAST 12 Division I GAMES:																
236	H	UIC	52 38	349	A	Longwood	64 45									
5	N	Iowa St.	59 85	332	A	Purdue Fort Wayne	87 72									
250	H	Illinois St.	50 41	297	H	Detroit Mercy	60 53									
271	H	Cleveland St.	69 63	123	A	Illinois	66 72									

Non-Div I Games:

Eastern Mich.

Average RPI Win:	0	WON-LOST	WINNING	LAST 10	STRENGTH OF	OPP. STRENGTH	TEAM	ADJ.	CONF.	ADJ CONF.
Average RPI Loss:	121	RECORD	PCT. RANK	GAMES	SCHEDULE	OF SCHEDULE	RPI	RPI	RPI	RPI

DIV. I ONLY	0- 8	330	0- 1	35	246	270	270	11	11
DIV. I NON-CONF.	0- 8	330	0- 1	35	246	270	270	11	11
-----									
TOTALS	RPI 1-25	RPI 26-50	W-L RECORDS	RPI 51-100	RPI 101-150	RPI 150+			
0- 8	0- 1	0- 0	OVERALL	0- 5	0- 0	0- 2			
0- 3	0- 1	0- 0	HOME	0- 2	0- 0	0- 0			
0- 3	0- 0	0- 0	AWAY	0- 2	0- 0	0- 1			
0- 2	0- 0	0- 0	NEUTRAL	0- 1	0- 0	0- 1			
0- 8	0- 1	0- 0	NON-CONFERENCE	0- 5	0- 0	0- 2			
0- 3	0- 1	0- 0	HOME	0- 2	0- 0	0- 0			
0- 3	0- 0	0- 0	AWAY	0- 2	0- 0	0- 1			
0- 2	0- 0	0- 0	NEUTRAL	0- 1	0- 0	0- 1			
0- 0	0- 0	0- 0	CONFERENCE	0- 0	0- 0	0- 0			
0- 0	0- 0	0- 0	HOME	0- 0	0- 0	0- 0			
0- 0	0- 0	0- 0	AWAY	0- 0	0- 0	0- 0			
0- 0	0- 0	0- 0	NEUTRAL	0- 0	0- 0	0- 0			

RPI 1-25				RPI 26-50				RPI 51-100				RPI 101+ Team's RPI: 270			
RPI	S	Opponent	Score	RPI	S	Opponent	Score	RPI	S	Opponent	Score	RPI	S	Opponent	Score
20	H	Gonzaga	51 63					80	A	BYU	65 80	183	N	UC Ri versi de	45 57
								90	A	Boi se St.	55 67	307	A	Cal Poly	55 59
								92	H	Fresno St.	58 68				
								98	N	Oregon St.	45 93				
								99	H	Utah	51 95				
-----															
LAST 12 Division I GAMES:															
183	N	UC Ri versi de	45 57	90	A	Boi se St.	55 67								
98	N	Oregon St.	45 93	92	H	Fresno St.	58 68								
				307	A	Cal Poly	55 59								
				99	H	Utah	51 95								
				80	A	BYU	65 80								
				20	H	Gonzaga	51 63								

Non-Div I Games: Eastern Ore. 66 45

Eastern Wash.





Average RPI Win: 334		WON-LOST	WINNING	LAST 10	STRENGTH OF		OPP. STRENGTH	TEAM	ADJ.	CONF.	ADJ CONF.
Loss: 240		RECORD	PCT. RANK	GAMES	SCHEDULE		OF SCHEDULE	RPI	RPI	RPI	RPI
DIV. I ONLY		1- 8	318	0- 1	347		228	348	348	15	15
DIV. I NON-CONF.		1- 8	318	0- 1	347		228	348	348	15	15
TOTALS		RPI 1-25	RPI 26-50	W-L RECORDS		RPI 51-100	RPI 101-150	RPI 150+			
1- 8	0- 0		0- 0	OVERALL		0- 0	0- 1	1- 7			
0- 4	0- 0		0- 0	HOME		0- 0	0- 0	0- 4			
1- 4	0- 0		0- 0	AWAY		0- 0	0- 1	1- 3			
0- 0	0- 0		0- 0	NEUTRAL		0- 0	0- 0	0- 0			
1- 8	0- 0		0- 0	NON-CONFERENCE		0- 0	0- 1	1- 7			
0- 4	0- 0		0- 0	HOME		0- 0	0- 0	0- 4			
1- 4	0- 0		0- 0	AWAY		0- 0	0- 1	1- 3			
0- 0	0- 0		0- 0	NEUTRAL		0- 0	0- 0	0- 0			
0- 0	0- 0		0- 0	CONFERENCE		0- 0	0- 0	0- 0			
0- 0	0- 0		0- 0	HOME		0- 0	0- 0	0- 0			
0- 0	0- 0		0- 0	AWAY		0- 0	0- 0	0- 0			
0- 0	0- 0		0- 0	NEUTRAL		0- 0	0- 0	0- 0			

RPI 1-25				RPI 26-50				RPI 51-100				RPI 101+ Team' s RPI : 348					
RPI	S	Opponent	Score	RPI	S	Opponent	Score	RPI	S	Opponent	Score	RPI	S	Opponent	Score		
												127	A	Dayton	30 69		
												177	A	Morehead St.	63 85		
												218	H	SIUE	45 54		
												222	H	Southeast Mo. St.	50 54		
												236	H	UIC	54 62		
												301	A	Murray St.	53 81		
												310	A	Marshall	65 72		
												332	H	Purdue Fort Wayne	66 72		
												334	A	Chi cago St.	67 58		
LAST 12 Di vi si on I GAMES:																	
				310	A	Marshall	65 72	127	A	Dayton	30 69						
				332	H	Purdue Fort Wayne	66 72	222	H	Southeast Mo. St.	50 54						
				218	H	SIUE	45 54	236	H	UIC	54 62						
				334	A	Chi cago St.	67 58	177	A	Morehead St.	63 85						
				301	A	Murray St.	53 81										

Non-Div I Games:

Evansville

Average RPI Win:	213	WON-LOST	WINNING	LAST 10	STRENGTH OF	OPP. STRENGTH	TEAM	ADJ.	CONF.	ADJ CONF.
Average RPI Loss:	21	RECORD	PCT. RANK	GAMES	SCHEDULE	OF SCHEDULE	RPI	RPI	RPI	RPI
DIV. I ONLY	6- 2	66	1- 0	248	46	89	89	25	25	
DIV. I NON-CONF.	6- 2	66	1- 0	248	46	89	89	25	25	
<hr/>										
TOTALS	RPI 1-25	RPI 26-50	W-L RECORDS	RPI 51-100	RPI 101-150	RPI 150+				
6- 2	0- 1	0- 1	OVERALL	0- 0	3- 0	3- 0				
3- 0	0- 0	0- 0	HOME	0- 0	2- 0	1- 0				
2- 1	0- 0	0- 1	AWAY	0- 0	0- 0	2- 0				
1- 1	0- 1	0- 0	NEUTRAL	0- 0	1- 0	0- 0				
6- 2	0- 1	0- 1	NON-CONFERENCE	0- 0	3- 0	3- 0				
3- 0	0- 0	0- 0	HOME	0- 0	2- 0	1- 0				
2- 1	0- 0	0- 1	AWAY	0- 0	0- 0	2- 0				
1- 1	0- 1	0- 0	NEUTRAL	0- 0	1- 0	0- 0				
0- 0	0- 0	0- 0	CONFERENCE	0- 0	0- 0	0- 0				
0- 0	0- 0	0- 0	HOME	0- 0	0- 0	0- 0				
0- 0	0- 0	0- 0	AWAY	0- 0	0- 0	0- 0				
0- 0	0- 0	0- 0	NEUTRAL	0- 0	0- 0	0- 0				

RPI S	Opponent	Score	RPI S	Opponent	Score	RPI S	Opponent	Score	RPI S	Opponent	Score
10 N	Stanford	65 88	31 A	South Dakota St.	62 80				129 H	Houston	76 71
									140 H	Abilene Christian	81 65
									150 N	American	90 71
									263 A	Saint Francis (PA)	83 69
									284 A	Hawaii	73 67
									314 H	FIU	100 58
<hr/>											
Team's RPI: 89											
<hr/>											
LAST 12 Division I GAMES:											
140 H	Abilene Christian	81 65	263 A	Saint Francis (PA)	83 69						
31 A	South Dakota St.	62 80	129 H	Houston	76 71						
			150 N	American	90 71						
			284 A	Hawaii	73 67						
			10 N	Stanford	65 88						
			314 H	FIU	100 58						

Non-Div I Games: Fla. Memorial 99 68 Johnson & Wales (FL) 109 64

FGCU

Average RPI Win:	323	WON-LOST	WINNING	LAST 10	STRENGTH OF	OPP. STRENGTH	TEAM	ADJ.	CONF.	ADJ CONF.
Average RPI Loss:	168	RECORD	PCT. RANK	GAMES	SCHEDULE	OF SCHEDULE	RPI	RPI	RPI	RPI
DIV. I ONLY	2- 7	274	0- 1	202	300	314	314	18	18	
DIV. I NON-CONF.	2- 7	274	0- 1	202	300	314	314	18	18	
-----										
TOTALS	RPI 1-25	RPI 26-50	W-L RECORDS	RPI 51-100	RPI 101-150	RPI 150+				
2- 7	0- 1	0- 0	OVERALL	0- 1	0- 0	2- 5				
2- 4	0- 1	0- 0	HOME	0- 0	0- 0	2- 3				
0- 3	0- 0	0- 0	AWAY	0- 1	0- 0	0- 2				
0- 0	0- 0	0- 0	NEUTRAL	0- 0	0- 0	0- 0				
2- 7	0- 1	0- 0	NON-CONFERENCE	0- 1	0- 0	2- 5				
2- 4	0- 1	0- 0	HOME	0- 0	0- 0	2- 3				
0- 3	0- 0	0- 0	AWAY	0- 1	0- 0	0- 2				
0- 0	0- 0	0- 0	NEUTRAL	0- 0	0- 0	0- 0				
0- 0	0- 0	0- 0	CONFERENCE	0- 0	0- 0	0- 0				
0- 0	0- 0	0- 0	HOME	0- 0	0- 0	0- 0				
0- 0	0- 0	0- 0	AWAY	0- 0	0- 0	0- 0				
0- 0	0- 0	0- 0	NEUTRAL	0- 0	0- 0	0- 0				

RPI	S	Opponent	Score	RPI	S	Opponent	Score	RPI	S	Opponent	Score	RPI	S	Opponent	Score
23	H	Mi ami (FL)	43 94					89	A	FGCU	58 100	195	H	Georgi a St.	61 67
												203	H	Campbel l	54 59
												204	H	Howard	62 89
												224	A	Bethune-Cookman	57 68
												235	A	North Flori da	53 62
												308	H	Flori da A&M	77 54
												337	H	Morgan St.	59 50
-----															
Team's RPI: 314															
LAST 12 Division I GAMES:															
203	H	Campbel l	54 59	224	A	Bethune-Cookman	57 68								
204	H	Howard	62 89	89	A	FGCU	58 100								
235	A	North Flori da	53 62	195	H	Georgi a St.	61 67								
337	H	Morgan St.	59 50	23	H	Mi ami (FL)	43 94								
308	H	Flori da A&M	77 54												

Non-Div I Games: Palm Beach Atl. 63 66

Average RPI Win: 316		WON-LOST	WINNING	LAST 10	STRENGTH OF		OPP. STRENGTH	TEAM	ADJ.	CONF.	ADJ CONF.
Average RPI Loss: 144		RECORD	PCT. RANK	GAMES	SCHEDULE		OF SCHEDULE	RPI	RPI	RPI	RPI
DIV. I ONLY		2- 7	274	0- 1	139		303	265	265	27	27
DIV. I NON-CONF.		2- 7	274	0- 1	139		303	265	265	27	27
<hr/>											
TOTALS		RPI 1-25	RPI 26-50		W-L RECORDS		RPI 51-100	RPI 101-150		RPI 150+	
2- 7	0- 0		0- 2		OVERALL		0- 1	0- 0		2- 4	
1- 2	0- 0		0- 1		HOME		0- 0	0- 0		1- 1	
1- 3	0- 0		0- 0		AWAY		0- 1	0- 0		1- 2	
0- 2	0- 0		0- 1		NEUTRAL		0- 0	0- 0		0- 1	
2- 7	0- 0		0- 2		NON-CONFERENCE		0- 1	0- 0		2- 4	
1- 2	0- 0		0- 1		HOME		0- 0	0- 0		1- 1	
1- 3	0- 0		0- 0		AWAY		0- 1	0- 0		1- 2	
0- 2	0- 0		0- 1		NEUTRAL		0- 0	0- 0		0- 1	
0- 0	0- 0		0- 0		CONFERENCE		0- 0	0- 0		0- 0	
0- 0	0- 0		0- 0		HOME		0- 0	0- 0		0- 0	
0- 0	0- 0		0- 0		AWAY		0- 0	0- 0		0- 0	
0- 0	0- 0		0- 0		NEUTRAL		0- 0	0- 0		0- 0	

RPI 1-25				RPI 26-50				RPI 51-100				RPI 101+ Team's RPI: 265			
RPI	S	Opponent	Score	RPI	S	Opponent	Score	RPI	S	Opponent	Score	RPI	S	Opponent	Score
				29	H	Northeastern	50 59	69	A	Xavier	35 48	169	H	William & Mary	54 60
				48	N	Bucknell	54 77					200	N	Massachusetts	49 59
												239	A	Brown	49 68
												256	A	Dartmouth	46 59
												280	A	Richmond	58 40
												351	H	LIU Brooklyn	71 43
<hr/>															
LAST 12 Division I GAMES:															
				169	H	William & Mary	54 60	256	A	Dartmouth	46 59				
				200	N	Massachusetts	49 59	29	H	Northeastern	50 59				
				48	N	Bucknell	54 77	280	A	Richmond	58 40				
				239	A	Brown	49 68								
				69	A	Xavier	35 48								
				351	H	LIU Brooklyn	71 43								

Non-Div I Games:

Fairfield

Average RPI Win: 329		WON-LOST	WINNING	LAST 10	STRENGTH OF		OPP. STRENGTH	TEAM	ADJ.	CONF.	ADJ CONF.
Average RPI Loss: 240		RECORD	PCT. RANK	GAMES	SCHEDULE		OF SCHEDULE	RPI	RPI	RPI	RPI
DIV. I ONLY		1- 7	309	0- 1	250		350	342	342	31	31
DIV. I NON-CONF.		1- 7	309	0- 1	250		350	342	342	31	31
-----											
TOTALS		RPI 1-25	RPI 26-50		W-L RECORDS		RPI 51-100	RPI 101-150		RPI 150+	
1- 7		0- 0	0- 0		OVERALL		0- 0	0- 1		1- 6	
1- 2		0- 0	0- 0		HOME		0- 0	0- 0		1- 2	
0- 5		0- 0	0- 0		AWAY		0- 0	0- 1		0- 4	
0- 0		0- 0	0- 0		NEUTRAL		0- 0	0- 0		0- 0	
1- 7		0- 0	0- 0		NON-CONFERENCE		0- 0	0- 1		1- 6	
1- 2		0- 0	0- 0		HOME		0- 0	0- 0		1- 2	
0- 5		0- 0	0- 0		AWAY		0- 0	0- 1		0- 4	
0- 0		0- 0	0- 0		NEUTRAL		0- 0	0- 0		0- 0	
0- 0		0- 0	0- 0		CONFERENCE		0- 0	0- 0		0- 0	
0- 0		0- 0	0- 0		HOME		0- 0	0- 0		0- 0	
0- 0		0- 0	0- 0		AWAY		0- 0	0- 0		0- 0	
0- 0		0- 0	0- 0		NEUTRAL		0- 0	0- 0		0- 0	

RPI 1-25				RPI 26-50				RPI 51-100				RPI 101+				Team's RPI: 342
RPI	S	Opponent	Score	RPI	S	Opponent	Score	RPI	S	Opponent	Score	RPI	S	Opponent	Score	
												109	A	Stony Brook	49	63
												176	A	Air Force	37	85
												204	H	Howard	58	79
												240	A	Binghamton	54	73
												306	A	Army West Point	40	62
												319	A	Colgate	52	71
												324	H	Lafayette	57	63
												329	H	NJIT	64	43
-----																
LAST 12 Division I GAMES:																
329	H	NJIT	64	43	109	A	Stony Brook	49	63	306	A	Army West Point	40	62		
176	A	Air Force	37	85	319	A	Colgate	52	71	240	A	Binghamton	54	73		
324	H	Lafayette	57	63	204	H	Howard	58	79							

Non-Div I Games: Rutgers-Newark 97 51

Fairleigh Dickinson

Average RPI Win: 289

Average RPI Loss: 173

WON-LOST  
RECORDWINNING  
PCT. RANKLAST 10  
GAMESSTRENGTH OF  
SCHEDULEOPP. STRENGTH  
OF SCHEDULETEAM  
RPIADJ.  
RPICONF.  
RPIADJ CONF.  
RPIDIV. I ONLY  
DIV. I NON-CONF.3- 7  
3- 7252  
2520- 1  
0- 1162  
162312  
312269  
269269  
26918  
1818  
18

TOTALS

RPI 1-25

RPI 26-50

W-L RECORDS

RPI 51-100

RPI 101-150

RPI 150+

3- 7

0- 0

0- 1

OVERALL

0- 0

0- 2

3- 4

2- 4

0- 0

0- 0

HOME

0- 0

0- 1

2- 3

1- 3

0- 0

0- 1

AWAY

0- 0

0- 1

1- 1

0- 0

0- 0

0- 0

NEUTRAL

0- 0

0- 0

0- 0

3- 7

0- 0

0- 1

NON-CONFERENCE

0- 0

0- 2

3- 4

2- 4

0- 0

0- 0

HOME

0- 0

0- 1

2- 3

1- 3

0- 0

0- 1

AWAY

0- 0

0- 1

1- 1

0- 0

0- 0

0- 0

NEUTRAL

0- 0

0- 0

0- 0

0- 0

0- 0

0- 0

CONFERENCE

0- 0

0- 0

0- 0

0- 0

0- 0

0- 0

HOME

0- 0

0- 0

0- 0

0- 0

0- 0

0- 0

AWAY

0- 0

0- 0

0- 0

0- 0

0- 0

0- 0

NEUTRAL

0- 0

0- 0

0- 0

RPI 1-25

RPI 26-50

RPI 51-100

RPI 101+

Team's RPI: 269

RPI S Opponent Score

RPI S Opponent Score

37 A Tulane 45 88

RPI S Opponent Score

RPI S Opponent Score

125 H Bradley 59 80

148 A Little Rock 38 61

192 A Furman 57 73

195 H Georgia St. 59 75

213 H Hampton 68 72

264 A Siena 70 66

280 H Richmond 69 55

300 H Western Mi ch. 59 69

324 H Lafayette 53 49

LAST 12 Division I GAMES:

125 H Bradley 59 80

300 H Western Mi ch. 59 69

192 A Furman 57 73

213 H Hampton 68 72

264 A Siena 70 66

37 A Tulane 45 88

324 H Lafayette 53 49

280 H Richmond 69 55

148 A Little Rock 38 61

195 H Georgia St. 59 75

Non-Div I Games:

Fla. Atlantic

F  
l  
o  
r  
i  
d  
a

Florida				Through Games Of Dec. 17, 2018																													
Average RPI Win:		240	WON-LOST RECORD		WINNING PCT. RANK		LAST 10 GAMES		STRENGTH OF SCHEDULE		OPP. STRENGTH OF SCHEDULE		TEAM RPI		ADJ. RPI		CONF. RPI		ADJ CONF. RPI														
DIV. I ONLY			3- 7		252		0- 1		27		180		188		188		5		5														
DIV. I NON-CONF.			3- 7		252		0- 1		27		180		188		188		5		5														
-----																																	
TOTALS		RPI 1-25		RPI 26-50		W-L RECORDS		RPI 51-100		RPI 101-150		RPI 150+																					
3- 7		0- 2		0- 1		OVERALL		0- 2		0- 1		3- 1																					
3- 3		0- 0		0- 1		HOME		0- 1		0- 0		3- 1																					
0- 4		0- 2		0- 0		AWAY		0- 1		0- 1		0- 0																					
0- 0		0- 0		0- 0		NEUTRAL		0- 0		0- 0		0- 0																					
3- 7		0- 2		0- 1		NON-CONFERENCE		0- 2		0- 1		3- 1																					
3- 3		0- 0		0- 1		HOME		0- 1		0- 0		3- 1																					
0- 4		0- 2		0- 0		AWAY		0- 1		0- 1		0- 0																					
0- 0		0- 0		0- 0		NEUTRAL		0- 0		0- 0		0- 0																					
0- 0		0- 0		0- 0		CONFERENCE		0- 0		0- 0		0- 0																					
0- 0		0- 0		0- 0		HOME		0- 0		0- 0		0- 0																					
0- 0		0- 0		0- 0		AWAY		0- 0		0- 0		0- 0																					
0- 0		0- 0		0- 0		NEUTRAL		0- 0		0- 0		0- 0																					
-----																																	
RPI 1-25				RPI 26-50				RPI 51-100				RPI 101+				Team's RPI: 188																	
RPI	S	Opponent		Score		RPI	S	Opponent		Score		RPI	S	Opponent		Score																	
14	A	Indiana		64	83	29	H	Northeastern		66	79	76	A	Ohio St.		41	46	131	A	Mercer	82	92											
21	A	Florida St.		56	63							97	H	Northwestern		74	83	187	H	Texas Tech	72	67											
																				224	H	Bethune-Cookman		64	53			249	H	Gardner-Webb		58	60
																				308	H	Florida A&M		62	38					62	38		
																				-----													
LAST 12 Division I GAMES:																																	
76	A	Ohio St.		41	46	14	A	Indiana		64	83	97	H	Northwestern		74	83	131	A	Mercer	82	92											
308	H	Florida A&M		62	38	21	A	Florida St.		56	63	249	H	Gardner-Webb		58	60																
224	H	Bethune-Cookman		64	53																												
187	H	Texas Tech		72	67																												
29	H	Northeastern		66	79																												

F  
l  
o  
r  
i  
d  
a

Non-Div I Games:

Florida



Average RPI Win: 158

Average RPI Loss: 198

WON-LOST  
RECORDWINNING  
PCT. RANKLAST 10  
GAMESSTRENGTH OF  
SCHEDULEOPP. STRENGTH  
OF SCHEDULETEAM  
RPIADJ.  
RPICONF.  
RPIADJ CONF.  
RPIDIV. I ONLY  
DIV. I NON-CONF.1- 6  
1- 6302  
3020- 1  
0- 1184  
184250  
250308  
308308  
30832  
3232  
32

TOTALS

RPI 1-25

RPI 26-50

W-L RECORDS

RPI 51-100

RPI 101-150

RPI 150+

1- 6 0- 1  
1- 1 0- 0  
0- 4 0- 1  
0- 1 0- 00- 0  
0- 0  
0- 0  
0- 0OVERALL  
HOME  
AWAY  
NEUTRAL0- 0  
0- 0  
0- 0  
0- 00- 0  
0- 0  
0- 0  
0- 01- 5  
1- 1  
0- 3  
0- 11- 6 0- 1  
1- 1 0- 0  
0- 4 0- 1  
0- 1 0- 00- 0  
0- 0  
0- 0  
0- 0NON-CONFERENCE  
HOME  
AWAY  
NEUTRAL0- 0  
0- 0  
0- 0  
0- 00- 0  
0- 0  
0- 0  
0- 01- 5  
1- 1  
0- 3  
0- 10- 0 0- 0  
0- 0 0- 0  
0- 0 0- 0  
0- 0 0- 00- 0  
0- 0  
0- 0  
0- 0CONFERENCE  
HOME  
AWAY  
NEUTRAL0- 0  
0- 0  
0- 0  
0- 00- 0  
0- 0  
0- 0  
0- 00- 0  
0- 0  
0- 0  
0- 0

RPI 1-25

RPI S Opponent Score  
13 A Tennessee 31 96

RPI 26-50

RPI S Opponent Score

RPI 51-100

RPI S Opponent Score

RPI 101+

Team's RPI: 308

RPI S Opponent Score  
158 H Miami (OH) 57 56  
179 H Jacksonville St. 31 62  
188 A Florida 38 62  
235 A North Florida 53 64  
260 N Omaha 50 57  
314 A FIU 54 77

LAST 12 Division I GAMES:

158 H Miami (OH) 57 56  
188 A Florida 38 62  
314 A FIU 54 77  
13 A Tennessee 31 96  
235 A North Florida 53 64  
179 H Jacksonville St. 31 62

260 N Omaha 50 57

Non-Div I Games:

Edward Waters

70 64

Florida A&amp;M

Average RPI Win:	157	WON-LOST	WINNING	LAST 10	STRENGTH OF	OPP. STRENGTH	TEAM	ADJ.	CONF.	ADJ CONF.
Average RPI Loss:	82	RECORD	PCT. RANK	GAMES	SCHEDULE	OF SCHEDULE	RPI	RPI	RPI	RPI
DIV. I ONLY	10- 1	18	1- 0	103	62	21	21	1	1	
DIV. I NON-CONF.	10- 1	18	1- 0	103	62	21	21	1	1	
-----										
TOTALS	RPI 1-25	RPI 26-50	W-L RECORDS	RPI 51-100	RPI 101-150	RPI 150+				
10- 1	1- 0	0- 0	OVERALL	1- 1	3- 0	5- 0				
5- 1	0- 0	0- 0	HOME	0- 1	1- 0	4- 0				
3- 0	0- 0	0- 0	AWAY	1- 0	2- 0	0- 0				
2- 0	1- 0	0- 0	NEUTRAL	0- 0	0- 0	1- 0				
10- 1	1- 0	0- 0	NON-CONFERENCE	1- 1	3- 0	5- 0				
5- 1	0- 0	0- 0	HOME	0- 1	1- 0	4- 0				
3- 0	0- 0	0- 0	AWAY	1- 0	2- 0	0- 0				
2- 0	1- 0	0- 0	NEUTRAL	0- 0	0- 0	1- 0				
0- 0	0- 0	0- 0	CONFERENCE	0- 0	0- 0	0- 0				
0- 0	0- 0	0- 0	HOME	0- 0	0- 0	0- 0				
0- 0	0- 0	0- 0	AWAY	0- 0	0- 0	0- 0				
0- 0	0- 0	0- 0	NEUTRAL	0- 0	0- 0	0- 0				

RPI	S	Opponent	Score	RPI	S	Opponent	Score	RPI	S	Opponent	Score	RPI	S	Opponent	Score
17	N	Iowa	71 67					82	H	LSU	45 58	102	H	Penn St.	87 58
								83	A	St. John's (NY)	57 53	114	A	Creighton	71 52
												131	A	Mercer	57 56
												188	H	Florida	63 56
												216	H	Troy	103 67
												219	H	Jacksonville	79 46
												235	H	North Florida	74 53
												268	N	Eastern Ky.	62 45
-----															
LAST 12 Division I GAMES:															
82	H	LSU	45 58	17	N	Iowa	71 67	114	A	Creighton	71 52	83	A	St. John's (NY)	57 53
219	H	Jacksonville	79 46					131	A	Mercer	57 56	102	H	Penn St.	87 58
188	H	Florida	63 56					268	N	Eastern Ky.	62 45				
235	H	North Florida	74 53												
216	H	Troy	103 67												

Non-Div I Games:

Florida St.

Average RPI Win:	226	WON-LOST	WINNING	LAST 10	STRENGTH OF	OPP. STRENGTH	TEAM	ADJ.	CONF.	ADJ CONF.
Average RPI Loss:	97	RECORD	PCT. RANK	GAMES	SCHEDULE	OF SCHEDULE	RPI	RPI	RPI	RPI
DIV. I ONLY	6- 5	159	0- 1	153	127	155	155	16	16	
DIV. I NON-CONF.	6- 5	159	0- 1	153	127	155	155	16	16	
-----										
TOTALS	RPI 1-25	RPI 26-50	W-L RECORDS	RPI 51-100	RPI 101-150	RPI 150+				
6- 5	0- 0	0- 1	OVERALL	2- 1	0- 2	4- 1				
4- 1	0- 0	0- 0	HOME	1- 0	0- 1	3- 0				
0- 3	0- 0	0- 1	AWAY	0- 0	0- 1	0- 1				
2- 1	0- 0	0- 0	NEUTRAL	1- 1	0- 0	1- 0				
6- 5	0- 0	0- 1	NON-CONFERENCE	2- 1	0- 2	4- 1				
4- 1	0- 0	0- 0	HOME	1- 0	0- 1	3- 0				
0- 3	0- 0	0- 1	AWAY	0- 0	0- 1	0- 1				
2- 1	0- 0	0- 0	NEUTRAL	1- 1	0- 0	1- 0				
0- 0	0- 0	0- 0	CONFERENCE	0- 0	0- 0	0- 0				
0- 0	0- 0	0- 0	HOME	0- 0	0- 0	0- 0				
0- 0	0- 0	0- 0	AWAY	0- 0	0- 0	0- 0				
0- 0	0- 0	0- 0	NEUTRAL	0- 0	0- 0	0- 0				

RPI	S	Opponent	Score	RPI	S	Opponent	Score	RPI	S	Opponent	Score	RPI	S	Opponent	Score
29	A	Northeastern	54 58	56	N	Texas	54 72	102	H	Penn St.	55 72	117	A	Pittsburgh	62 65
				63	N	Washington	65 57	182	A	Georgetown	38 58	261	N	Ball St.	78 70
				75	H	Charlotte	71 64	288	H	Columbia	68 49	328	H	Wagner	80 59
								341	H	Manhattan	65 61				
LAST 12 Division I GAMES:															
56	N	Texas	54 72	63	N	Washington	65 57	288	H	Columbia	68 49	117	A	Pittsburgh	62 65
75	H	Charlotte	71 64	261	N	Ball St.	78 70	341	H	Manhattan	65 61	182	A	Georgetown	38 58
102	H	Penn St.	55 72												
29	A	Northeastern	54 58												
328	H	Wagner	80 59												

Non-Div I Games:

Fordham

Average RPI	Win: 210	WON-LOST RECORD	WINNING PCT. RANK	LAST 10 GAMES	STRENGTH OF SCHEDULE	OPP. STRENGTH OF SCHEDULE	TEAM RPI	ADJ. RPI	CONF. RPI	ADJ. CONF. RPI
Average RPI	Loss: 74									
DIV. I ONLY		5- 3	115	0- 0	146	150	92	92	9	9
DIV. I NON-CONF.		5- 3	115	0- 0	146	150	92	92	9	9
-----										
TOTALS	RPI 1-25		RPI 26-50	W-L RECORDS	RPI 51-100		RPI 101-150		RPI 150+	
5- 3	0- 0		0- 1	OVERALL	0- 1		1- 1		4- 0	
4- 0	0- 0		0- 0	HOME	0- 0		1- 0		3- 0	
1- 3	0- 0		0- 1	AWAY	0- 1		0- 1		1- 0	
0- 0	0- 0		0- 0	NEUTRAL	0- 0		0- 0		0- 0	
5- 3	0- 0		0- 1	NON-CONFERENCE	0- 1		1- 1		4- 0	
4- 0	0- 0		0- 0	HOME	0- 0		1- 0		3- 0	
1- 3	0- 0		0- 1	AWAY	0- 1		0- 1		1- 0	
0- 0	0- 0		0- 0	NEUTRAL	0- 0		0- 0		0- 0	
0- 0	0- 0		0- 0	CONFERENCE	0- 0		0- 0		0- 0	
0- 0	0- 0		0- 0	HOME	0- 0		0- 0		0- 0	
0- 0	0- 0		0- 0	AWAY	0- 0		0- 0		0- 0	
0- 0	0- 0		0- 0	NEUTRAL	0- 0		0- 0		0- 0	

RPI	S	Opponent	Score	RPI	S	Opponent	Score	RPI	S	Opponent	Score	RPI	S	Opponent	Score
28	A	UCLA	80 89	53	A	Southern Cal i forni a	61 62	139	H	Santa Clara	80 53	142	A	Northern Ariz.	73 86
								156	H	UT Ar lington	70 61	180	H	Mi lwaukee	65 48
								270	A	Eastern Wash.	68 58	307	H	Cal Poly	76 58
								142	A	Northern Ariz.	73 86				
LAST 12 Di v i s i o n I GAMES:															
139	H	Santa Clara	80 53	270	A	Eastern Wash.	68 58								
28	A	UCLA	80 89	53	A	Southern Cal i forni a	61 62								
				156	H	UT Ar lington	70 61								
				180	H	Mi lwaukee	65 48								
				307	H	Cal Poly	76 58								
				142	A	Northern Ariz.	73 86								

Non-Di v I Games: Stanislaus St. 86 51

Fresno St.

Average RPI Win: 255  
Average RPI Loss: 111

WON-LOST  
RECORD

WINNING  
PCT. RANK

LAST 10  
GAMES

STRENGTH OF  
SCHEDULE

OPP. STRENGTH  
OF SCHEDULE

TEAM  
RPI

ADJ.  
RPI

CONF.  
RPI

ADJ CONF.  
RPI

DIV. I ONLY	5- 4	140	1- 0	232	159	192	192	26	26
DIV. I NON-CONF.	5- 4	140	1- 0	232	159	192	192	26	26
TOTALS	RPI 1-25	RPI 26-50	W-L RECORDS	RPI 51-100	RPI 101-150	RPI 150+			
5- 4	0- 1	0- 0	OVERALL	0- 1	0- 1	5- 1			
4- 1	0- 0	0- 0	HOME	0- 1	0- 0	4- 0			
1- 3	0- 1	0- 0	AWAY	0- 0	0- 1	1- 1			
0- 0	0- 0	0- 0	NEUTRAL	0- 0	0- 0	0- 0			
5- 4	0- 1	0- 0	NON-CONFERENCE	0- 1	0- 1	5- 1			
4- 1	0- 0	0- 0	HOME	0- 1	0- 0	4- 0			
1- 3	0- 1	0- 0	AWAY	0- 0	0- 1	1- 1			
0- 0	0- 0	0- 0	NEUTRAL	0- 0	0- 0	0- 0			
0- 0	0- 0	0- 0	CONFERENCE	0- 0	0- 0	0- 0			
0- 0	0- 0	0- 0	HOME	0- 0	0- 0	0- 0			
0- 0	0- 0	0- 0	AWAY	0- 0	0- 0	0- 0			
0- 0	0- 0	0- 0	NEUTRAL	0- 0	0- 0	0- 0			

RPI	S	Opponent	Score	RPI	S	Opponent	Score	RPI	S	Opponent	Score	RPI	S	Opponent	Score	Team's RPI: 192
19	A	Mississippi St.	41 106					55	H	Middle Tenn.	71 78	134	A	Georgia	38 61	
												172	H	UNC Asheville	58 47	
												237	A	Kennesaw St.	63 74	
												249	H	Gardner-Webb	70 57	
												269	H	Fla. Atlantic	73 57	
												283	A	Col. of Charleston	70 67	
												303	H	USC Upstate	78 67	
LAST 12 Division I GAMES:																
269	H	Fla. Atlantic	73 57	303	H	USC Upstate	78 67									
249	H	Gardner-Webb	70 57	237	A	Kennesaw St.	63 74									
134	A	Georgia	38 61	55	H	Middle Tenn.	71 78									
172	H	UNC Asheville	58 47													
283	A	Col. of Charleston	70 67													
19	A	Mississippi St.	41 106													

Non-Div I Games:

Coker

71 42

Furman

Ga. Southern					Through Games Of Dec. 17, 2018							
Average RPI	Win:	302	WON-LOST	WINNING	LAST 10	STRENGTH OF	OPP. STRENGTH	TEAM	ADJ.	CONF.	ADJ CONF.	
Average RPI	Loss:	150	RECORD	PCT. RANK	GAMES	SCHEDULE	OF SCHEDULE	RPI	RPI	RPI	RPI	
DIV. I ONLY		3- 5		223	0- 0	234		310	244	244	19	19
DIV. I NON-CONF.		3- 5		223	0- 0	234		310	244	244	19	19
-----												
TOTALS	RPI 1-25		RPI 26-50		W-L RECORDS	RPI 51-100		RPI 101-150		RPI 150+		
3- 5	0- 0		0- 1		OVERALL	0- 0		0- 2		3- 2		
1- 2	0- 0		0- 0		HOME	0- 0		0- 1		1- 1		
2- 3	0- 0		0- 1		AWAY	0- 0		0- 1		2- 1		
0- 0	0- 0		0- 0		NEUTRAL	0- 0		0- 0		0- 0		
3- 5	0- 0		0- 1		NON-CONFERENCE	0- 0		0- 2		3- 2		
1- 2	0- 0		0- 0		HOME	0- 0		0- 1		1- 1		
2- 3	0- 0		0- 1		AWAY	0- 0		0- 1		2- 1		
0- 0	0- 0		0- 0		NEUTRAL	0- 0		0- 0		0- 0		
0- 0	0- 0		0- 0		CONFERENCE	0- 0		0- 0		0- 0		
0- 0	0- 0		0- 0		HOME	0- 0		0- 0		0- 0		
0- 0	0- 0		0- 0		AWAY	0- 0		0- 0		0- 0		
0- 0	0- 0		0- 0		NEUTRAL	0- 0		0- 0		0- 0		

RPI 1-25				RPI 26-50				RPI 51-100				RPI 101+ Team's RPI: 244			
RPI	S	Opponent	Score	RPI	S	Opponent	Score	RPI	S	Opponent	Score	RPI	S	Opponent	Score
				33	A	Virginia Tech	49 78					109	A	Stony Brook	43 72
												131	H	Mercer	72 79
												224	H	Bethune-Cookman	77 76
												237	A	Kennesaw St.	59 78
												242	H	Wofford	65 81
												336	A	Presbyteri an	69 68
												346	A	Savannah St.	82 71
LAST 12 Division I GAMES:															
				109	A	Stony Brook	43 72	336	A	Presbyteri an	69 68				
				346	A	Savannah St.	82 71	237	A	Kennesaw St.	59 78				
				131	H	Mercer	72 79	224	H	Bethune-Cookman	77 76				
				33	A	Virginia Tech	49 78								
				242	H	Wofford	65 81								

Non-Div I Games: Coastal Ga. 68 46

Ga. Southern

Average RPI Win: 210  
Average RPI Loss: 176

WON-LOST  
RECORD

WINNING  
PCT. RANK

LAST 10  
GAMES

STRENGTH OF  
SCHEDULE

OPP. STRENGTH  
OF SCHEDULE

TEAM  
RPI

ADJ.  
RPI

CONF.  
RPI

ADJ CONF.  
RPI

DIV. I ONLY	2- 5	260	0- 1	167	273	249	249	29	29
DIV. I NON-CONF.	2- 5	260	0- 1	167	273	249	249	29	29
TOTALS	RPI 1-25	RPI 26-50	W-L RECORDS	RPI 51-100	RPI 101-150	RPI 150+			
2- 5	0- 0	0- 0	OVERALL	0- 0	0- 2	2- 3			
1- 2	0- 0	0- 0	HOME	0- 0	0- 1	1- 1			
1- 3	0- 0	0- 0	AWAY	0- 0	0- 1	1- 2			
0- 0	0- 0	0- 0	NEUTRAL	0- 0	0- 0	0- 0			
2- 5	0- 0	0- 0	NON-CONFERENCE	0- 0	0- 2	2- 3			
1- 2	0- 0	0- 0	HOME	0- 0	0- 1	1- 1			
1- 3	0- 0	0- 0	AWAY	0- 0	0- 1	1- 2			
0- 0	0- 0	0- 0	NEUTRAL	0- 0	0- 0	0- 0			
0- 0	0- 0	0- 0	CONFERENCE	0- 0	0- 0	0- 0			
0- 0	0- 0	0- 0	HOME	0- 0	0- 0	0- 0			
0- 0	0- 0	0- 0	AWAY	0- 0	0- 0	0- 0			
0- 0	0- 0	0- 0	NEUTRAL	0- 0	0- 0	0- 0			

RPI 1-25				RPI 26-50				RPI 51-100				RPI 101+ Team's RPI: 249			
RPI	S	Opponent	Score	RPI	S	Opponent	Score	RPI	S	Opponent	Score	RPI	S	Opponent	Score
												128	H	Mt. St. Mary's	62 69
												143	A	Drexel	48 65
												177	H	Morehead St.	69 84
												188	A	Florida	60 58
												192	A	Furman	57 70
												231	H	Davidson	54 49
												242	A	Wofford	53 59
LAST 12 Division I GAMES:															
				143	A	Drexel	48 65	192	A	Furman	57 70				
								128	H	Mt. St. Mary's	62 69				
								242	A	Wofford	53 59				
								231	H	Davidson	54 49				
								177	H	Morehead St.	69 84				
								188	A	Florida	60 58				

Non-Div I Games: Pfeiffer 82 46 Warren Wilson 100 37

Gardner-Webb

Average RPI	Win: 243	WON-LOST	WINNING	LAST 10	STRENGTH OF	OPP. STRENGTH	TEAM	ADJ.	CONF.	ADJ CONF.
Average RPI	Loss: 122	RECORD	PCT. RANK	GAMES	SCHEDULE	OF SCHEDULE	RPI	RPI	RPI	RPI
DIV. I ONLY	6- 4	122	1- 0	289	128	157	157	16	16	
DIV. I NON-CONF.	6- 4	122	1- 0	289	128	157	157	16	16	
-----										
TOTALS	RPI 1-25	RPI 26-50	W-L RECORDS	RPI 51-100	RPI 101-150	RPI 150+				
6- 4	0- 0	0- 0	OVERALL	0- 2	0- 1	6- 1				
3- 0	0- 0	0- 0	HOME	0- 0	0- 0	3- 0				
3- 4	0- 0	0- 0	AWAY	0- 2	0- 1	3- 1				
0- 0	0- 0	0- 0	NEUTRAL	0- 0	0- 0	0- 0				
6- 4	0- 0	0- 0	NON-CONFERENCE	0- 2	0- 1	6- 1				
3- 0	0- 0	0- 0	HOME	0- 0	0- 0	3- 0				
3- 4	0- 0	0- 0	AWAY	0- 2	0- 1	3- 1				
0- 0	0- 0	0- 0	NEUTRAL	0- 0	0- 0	0- 0				
0- 0	0- 0	0- 0	CONFERENCE	0- 0	0- 0	0- 0				
0- 0	0- 0	0- 0	HOME	0- 0	0- 0	0- 0				
0- 0	0- 0	0- 0	AWAY	0- 0	0- 0	0- 0				
0- 0	0- 0	0- 0	NEUTRAL	0- 0	0- 0	0- 0				

RPI 1-25				RPI 26-50				RPI 51-100				RPI 101+				Team's RPI: 157
RPI	S	Opponent	Score	RPI	S	Opponent	Score	RPI	S	Opponent	Score	RPI	S	Opponent	Score	
								63	A	Washington	52 81	150	A	American	71 86	
								70	A	Kansas	56 77	166	A	UMKC	91 84	
												176	A	Air Force	78 71	
												204	A	Howard	59 73	
												208	H	Delaware	72 46	
												268	A	Eastern Ky.	91 75	
												319	H	Colgate	64 61	
												322	H	Loyola Maryland	70 38	
LAST 12 Division I GAMES:																
268	A	Eastern Ky.	91 75	319	H	Colgate	64 61									
208	H	Delaware	72 46	150	A	American	71 86									
63	A	Washington	52 81	176	A	Air Force	78 71									
204	A	Howard	59 73	322	H	Loyola Maryland	70 38									
166	A	UMKC	91 84													
70	A	Kansas	56 77													

Non-Div I Games:

George Mason



Average RPI Win: **163**  
 Average RPI Loss: **99**

WON-LOST  
RECORD

WINNING  
PCT. RANK

LAST 10  
GAMES

STRENGTH OF  
SCHEDULE

OPP. STRENGTH  
OF SCHEDULE

TEAM  
RPI

ADJ.  
RPI

CONF.  
RPI

ADJ CONF.  
RPI

DIV. I ONLY	2- 8	283	0- 1	28	141	217	217	16	16
DIV. I NON-CONF.	2- 8	283	0- 1	28	141	217	217	16	16
<hr/>									
TOTALS	RPI 1-25	RPI 26-50	W-L RECORDS	RPI 51-100	RPI 101-150	RPI 150+			
2- 8	0- 1	0- 2	OVERALL	0- 2	1- 1	1- 2			
2- 3	0- 0	0- 2	HOME	0- 0	1- 0	1- 1			
0- 3	0- 0	0- 0	AWAY	0- 1	0- 1	0- 1			
0- 2	0- 1	0- 0	NEUTRAL	0- 1	0- 0	0- 0			
2- 8	0- 1	0- 2	NON-CONFERENCE	0- 2	1- 1	1- 2			
2- 3	0- 0	0- 2	HOME	0- 0	1- 0	1- 1			
0- 3	0- 0	0- 0	AWAY	0- 1	0- 1	0- 1			
0- 2	0- 1	0- 0	NEUTRAL	0- 1	0- 0	0- 0			
0- 0	0- 0	0- 0	CONFERENCE	0- 0	0- 0	0- 0			
0- 0	0- 0	0- 0	HOME	0- 0	0- 0	0- 0			
0- 0	0- 0	0- 0	AWAY	0- 0	0- 0	0- 0			
0- 0	0- 0	0- 0	NEUTRAL	0- 0	0- 0	0- 0			

RPI 1-25				RPI 26-50				RPI 51-100				RPI 101+ Team's RPI: 217			
RPI	S	Opponent	Score	RPI	S	Opponent	Score	RPI	S	Opponent	Score	RPI	S	Opponent	Score
3	N	NC State	61 <b>69</b>	34	H	Villanova	45 <b>60</b>	72	N	Georgia Tech	55 <b>70</b>	113	A	James Madison	37 <b>50</b>
				40	H	Maryland	30 <b>69</b>	87	A	South Fla.	30 <b>63</b>	130	H	Princeton	64 49
												191	H	Monmouth	51 <b>55</b>
												196	H	Towson	76 63
												251	A	Iona	43 <b>52</b>
<hr/>															
LAST 12 Division I GAMES:															
191	H	Monmouth	51 <b>55</b>	87	A	South Fla.	30 <b>63</b>	34	H	Villanova	45 <b>60</b>	130	H	Princeton	64 49
196	H	Towson	76 63									113	A	James Madison	37 <b>50</b>
3	N	NC State	61 <b>69</b>												
72	N	Georgia Tech	55 <b>70</b>												
251	A	Iona	43 <b>52</b>												
40	H	Maryland	30 <b>69</b>												

Non-Div I Games:

George Washington

**Loss**, **Non-Conf**, **S Site**, **H Home** **A Away** **N Neutral**

Average RPI Win:	238	WON-LOST	WINNING	LAST 10	STRENGTH OF	OPP. STRENGTH	TEAM	ADJ.	CONF.	ADJ CONF.
Average RPI Loss:	58	RECORD	PCT. RANK	GAMES	SCHEDULE	OF SCHEDULE	RPI	RPI	RPI	RPI
DIV. I ONLY	5- 5	161	0- 1	142	97	182	182	4	4	
DIV. I NON-CONF.	5- 5	161	0- 1	142	97	182	182	4	4	
-----										
TOTALS	RPI 1-25	RPI 26-50	W-L RECORDS	RPI 51-100	RPI 101-150	RPI 150+				
5- 5	0- 2	0- 0	OVERALL	0- 2	1- 1	4- 0				
4- 2	0- 1	0- 0	HOME	0- 1	1- 0	3- 0				
1- 1	0- 0	0- 0	AWAY	0- 0	0- 1	1- 0				
0- 2	0- 1	0- 0	NEUTRAL	0- 1	0- 0	0- 0				
5- 5	0- 2	0- 0	NON-CONFERENCE	0- 2	1- 1	4- 0				
4- 2	0- 1	0- 0	HOME	0- 1	1- 0	3- 0				
1- 1	0- 0	0- 0	AWAY	0- 0	0- 1	1- 0				
0- 2	0- 1	0- 0	NEUTRAL	0- 1	0- 0	0- 0				
0- 0	0- 0	0- 0	CONFERENCE	0- 0	0- 0	0- 0				
0- 0	0- 0	0- 0	HOME	0- 0	0- 0	0- 0				
0- 0	0- 0	0- 0	AWAY	0- 0	0- 0	0- 0				
0- 0	0- 0	0- 0	NEUTRAL	0- 0	0- 0	0- 0				

RPI 1-25				RPI 26-50				RPI 51-100				RPI 101+ Team's RPI: 182			
RPI	S	Opponent	Score	RPI	S	Opponent	Score	RPI	S	Opponent	Score	RPI	S	Opponent	Score
3	H	NC State	65 76					73	H	VCU	45 47	113	A	James Madison	57 69
12	N	Baylor	46 67					91	N	Buffalo	64 73	117	H	Pittsburgh	70 41
												155	H	Fordham	58 38
												280	A	Richmond	73 53
												315	H	UMES	74 55
												322	H	Loyola Maryland	45 30
-----															
LAST 12 Division I GAMES:															
91	N	Buffalo	64 73	3	H	NC State	65 76								
117	H	Pittsburgh	70 41	73	H	VCU	45 47								
113	A	James Madison	57 69	155	H	Fordham	58 38								
322	H	Loyola Maryland	45 30	12	N	Baylor	46 67								
315	H	UMES	74 55												
280	A	Richmond	73 53												

Non-Div I Games:

Georgetown

Average RPI Win: 238

Average RPI Loss: 44

WON-LOST  
RECORDWINNING  
PCT. RANKLAST 10  
GAMESSTRENGTH OF  
SCHEDULEOPP. STRENGTH  
OF SCHEDULETEAM  
RPIADJ.  
RPICONF.  
RPIADJ CONF.  
RPIDIV. I ONLY  
DIV. I NON-CONF.6- 4  
6- 4122  
1220- 1  
0- 1168  
168143  
143134  
134134  
1345  
55  
5

TOTALS

RPI 1-25

RPI 26-50

W-L RECORDS

RPI 51-100

RPI 101-150

RPI 150+

6- 4  
5- 0  
0- 3  
1- 10- 0  
0- 0  
0- 0  
0- 00- 3  
0- 0  
0- 2  
0- 1OVERALL  
HOME  
AWAY  
NEUTRAL0- 1  
0- 0  
0- 1  
0- 01- 0  
1- 0  
0- 0  
0- 05- 0  
4- 0  
0- 0  
1- 06- 4  
5- 0  
0- 3  
1- 10- 0  
0- 0  
0- 0  
0- 00- 3  
0- 0  
0- 2  
0- 1NON-CONFERENCE  
HOME  
AWAY  
NEUTRAL0- 1  
0- 0  
0- 1  
0- 01- 0  
1- 0  
0- 0  
0- 05- 0  
4- 0  
0- 0  
1- 00- 0  
0- 0  
0- 0  
0- 00- 0  
0- 0  
0- 0  
0- 00- 0  
0- 0  
0- 0  
0- 0CONFERENCE  
HOME  
AWAY  
NEUTRAL0- 0  
0- 0  
0- 0  
0- 00- 0  
0- 0  
0- 0  
0- 00- 0  
0- 0  
0- 0  
0- 0

RPI 1-25

RPI 26-50

RPI 51-100

RPI 101+

Team's RPI: 134

RPI S Opponent Score

RPI S Opponent Score

RPI S Opponent Score

RPI S Opponent Score

28 A UCLA 69 80

34 A Villanova 56 62

40 N Maryland 51 58

72 A Georgia Tech 53 63

131 H Mercer 67 60

173 H Winthrop 85 39

192 H Furman 61 38

245 H St. Bonaventure 67 40

337 N Morgan St. 60 33

347 H Charleston So. 83 75

LAST 12 Division I GAMES:

72 A Georgia Tech 53 63

28 A UCLA 69 80

173 H Winthrop 85 39

245 H St. Bonaventure 67 40

34 A Villanova 56 62

192 H Furman 61 38

347 H Charleston So. 83 75

131 H Mercer 67 60

40 N Maryland 51 58

337 N Morgan St. 60 33

Non-Div I Games:

Georgia

Loss, Non-Conf, S Site, H Home A Away N Neutral

Average RPI Win: 288

Average RPI Loss: 104

WON-LOST  
RECORDWINNING  
PCT. RANKLAST 10  
GAMESSTRENGTH OF  
SCHEDULEOPP. STRENGTH  
OF SCHEDULETEAM  
RPIADJ.  
RPICONF.  
RPIADJ CONF.  
RPIDIV. I ONLY  
DIV. I NON-CONF.4- 4  
4- 4161  
1610- 1  
0- 1224  
224249  
249195  
195195  
19519  
1919  
19

TOTALS

RPI 1-25

RPI 26-50

W-L RECORDS

RPI 51-100

RPI 101-150

RPI 150+

4- 4  
2- 1  
2- 3  
0- 00- 0  
0- 0  
0- 0  
0- 00- 0  
0- 0  
0- 0  
0- 0OVERALL  
HOME  
AWAY  
NEUTRAL0- 2  
0- 1  
0- 1  
0- 00- 1  
0- 0  
0- 1  
0- 04- 1  
2- 0  
2- 1  
0- 04- 4  
2- 1  
2- 3  
0- 00- 0  
0- 0  
0- 0  
0- 00- 0  
0- 0  
0- 0  
0- 0NON-CONFERENCE  
HOME  
AWAY  
NEUTRAL0- 2  
0- 1  
0- 1  
0- 00- 1  
0- 0  
0- 1  
0- 04- 1  
2- 0  
2- 1  
0- 00- 0  
0- 0  
0- 0  
0- 00- 0  
0- 0  
0- 0  
0- 00- 0  
0- 0  
0- 0  
0- 0CONFERENCE  
HOME  
AWAY  
NEUTRAL0- 0  
0- 0  
0- 0  
0- 00- 0  
0- 0  
0- 0  
0- 00- 0  
0- 0  
0- 0  
0- 0

RPI 1-25

RPI 26-50

RPI 51-100

RPI 101+

Team's RPI: 195

RPI S Opponent Score

RPI S Opponent Score

RPI S Opponent Score

RPI S Opponent Score

55 A Middle Tenn. 54 69  
72 H Georgia Tech 71 78108 A Rice 49 66  
179 A Jacksonville St. 56 61  
237 H Kennesaw St. 79 73  
269 A Fla. Atlantic 75 59  
314 A FIU 67 61  
333 H UNC Greensboro 70 63

LAST 12 Division I GAMES:

179 A Jacksonville St. 56 61  
237 H Kennesaw St. 79 73  
72 H Georgia Tech 71 78  
55 A Middle Tenn. 54 69  
108 A Rice 49 66  
314 A FIU 67 61  
269 A Fla. Atlantic 75 59  
333 H UNC Greensboro 70 63

Non-Div I Games:

Georgia St.

Average RPI	Win: 196	WON-LOST	WINNING	LAST 10	STRENGTH OF	OPP. STRENGTH	TEAM	ADJ.	CONF.	ADJ CONF.
Average RPI	Loss: 85	RECORD	PCT. RANK	GAMES	SCHEDULE	OF SCHEDULE	RPI	RPI	RPI	RPI
DIV. I ONLY	8- 2	46	1- 0	260	53	72	72	1	1	
DIV. I NON-CONF.	8- 2	46	1- 0	260	53	72	72	1	1	
-----										
TOTALS	RPI 1-25	RPI 26-50	W-L RECORDS	RPI 51-100	RPI 101-150	RPI 150+				
8- 2	0- 0	0- 1	OVERALL	1- 0	1- 1	6- 0				
5- 0	0- 0	0- 0	HOME	0- 0	1- 0	4- 0				
1- 2	0- 0	0- 1	AWAY	0- 0	0- 1	1- 0				
2- 0	0- 0	0- 0	NEUTRAL	1- 0	0- 0	1- 0				
8- 2	0- 0	0- 1	NON-CONFERENCE	1- 0	1- 1	6- 0				
5- 0	0- 0	0- 0	HOME	0- 0	1- 0	4- 0				
1- 2	0- 0	0- 1	AWAY	0- 0	0- 1	1- 0				
2- 0	0- 0	0- 0	NEUTRAL	1- 0	0- 0	1- 0				
0- 0	0- 0	0- 0	CONFERENCE	0- 0	0- 0	0- 0				
0- 0	0- 0	0- 0	HOME	0- 0	0- 0	0- 0				
0- 0	0- 0	0- 0	AWAY	0- 0	0- 0	0- 0				
0- 0	0- 0	0- 0	NEUTRAL	0- 0	0- 0	0- 0				

RPI	S	Opponent	Score	RPI	S	Opponent	Score	RPI	S	Opponent	Score	RPI	S	Opponent	Score
40	A	Maryl and	54 67	67	N	Idaho St.	74 51	129	A	Houston	89 95	134	H	Georgi a	63 53
								160	H	Appal achian St.	71 53	195	A	Georgi a St.	78 71
								217	N	George Washi ngton	70 55	227	H	Al abama St.	69 42
								237	H	Kennesaw St.	60 35	327	H	Western Caro.	84 49
-----															
LAST 12 Di vi si on I GAMES:															
237	H	Kennesaw St.	60 35	134	H	Georgi a	63 53	327	H	Western Caro.	84 49	160	H	Appal achian St.	71 53
227	H	Al abama St.	69 42	67	N	Idaho St.	74 51	129	A	Houston	89 95	217	N	George Washi ngton	70 55
195	A	Georgi a St.	78 71	40	A	Maryl and	54 67								
67	N	Idaho St.	74 51												
217	N	George Washi ngton	70 55												

Non-Di v I Games:

Georgi a Tech

Average RPI Loss: 1

DIV. I ONLY	10- 1	18	1- 0	189	1	20	20	7	7
DIV. I NON-CONF.	10- 1	18	1- 0	189	1	20	20	7	7
TOTALS	RPI 1-25	RPI 26-50	W-L RECORDS	RPI 51-100	RPI 101-150	RPI 150+			
10- 1	1- 1	0- 0	OVERALL	3- 0	1- 0	5- 0			
5- 0	1- 0	0- 0	HOME	2- 0	1- 0	1- 0			
3- 0	0- 0	0- 0	AWAY	0- 0	0- 0	3- 0			
2- 1	0- 1	0- 0	NEUTRAL	1- 0	0- 0	1- 0			
10- 1	1- 1	0- 0	NON-CONFERENCE	3- 0	1- 0	5- 0			
5- 0	1- 0	0- 0	HOME	2- 0	1- 0	1- 0			
3- 0	0- 0	0- 0	AWAY	0- 0	0- 0	3- 0			
2- 1	0- 1	0- 0	NEUTRAL	1- 0	0- 0	1- 0			
0- 0	0- 0	0- 0	CONFERENCE	0- 0	0- 0	0- 0			
0- 0	0- 0	0- 0	HOME	0- 0	0- 0	0- 0			
0- 0	0- 0	0- 0	AWAY	0- 0	0- 0	0- 0			
0- 0	0- 0	0- 0	NEUTRAL	0- 0	0- 0	0- 0			

RPI 1-25				Team's RPI: 20				RPI 26-50				RPI 51-100				RPI 101+			
RPI	S	Opponent	Score	RPI	S	Opponent	Score	RPI	S	Opponent	Score	RPI	S	Opponent	Score	RPI	S	Opponent	Score
1	N	Notre Dame	65 81									59	N	Rutgers	57 40	136	H	Col orado St.	50 39
10	H	Stanford	79 73									67	H	Idaho St.	70 51	171	H	Washington St.	76 53
												74	H	Montana	76 52	207	N	Western Ky.	76 55
																215	A	UNLV	70 59
																225	A	Mi ssouri St.	70 67
																270	A	Eastern Wash.	63 51
LAST 12 Division I GAMES:																			
225	A	Missouri St.	70 67	207	N	Western Ky.	76 55												
171	H	Washington St.	76 53	59	N	Rutgers	57 40												
10	H	Stanford	79 73	67	H	Idaho St.	70 51												
136	H	Col orado St.	50 39	270	A	Eastern Wash.	63 51												
1	N	Notre Dame	65 81	74	H	Montana	76 52												
215	A	UNLV	70 59																

Average RPI	Win: 335	WON-LOST	WINNING	LAST 10	STRENGTH OF	OPP. STRENGTH	TEAM	ADJ.	CONF.	ADJ CONF.
Average RPI	Loss: 142	RECORD	PCT. RANK	GAMES	SCHEDULE	OF SCHEDULE	RPI	RPI	RPI	RPI
DIV. I ONLY	1- 7	309	0- 1	45	302	241	241	28	28	
DIV. I NON-CONF.	1- 7	309	0- 1	45	302	241	241	28	28	
-----										
TOTALS	RPI 1-25	RPI 26-50	W-L RECORDS	RPI 51-100	RPI 101-150	RPI 150+				
1- 7	0- 0	0- 1	OVERALL	0- 2	0- 1	1- 3				
1- 0	0- 0	0- 0	HOME	0- 0	0- 0	1- 0				
0- 7	0- 0	0- 1	AWAY	0- 2	0- 1	0- 3				
0- 0	0- 0	0- 0	NEUTRAL	0- 0	0- 0	0- 0				
1- 7	0- 0	0- 1	NON-CONFERENCE	0- 2	0- 1	1- 3				
1- 0	0- 0	0- 0	HOME	0- 0	0- 0	1- 0				
0- 7	0- 0	0- 1	AWAY	0- 2	0- 1	0- 3				
0- 0	0- 0	0- 0	NEUTRAL	0- 0	0- 0	0- 0				
0- 0	0- 0	0- 0	CONFERENCE	0- 0	0- 0	0- 0				
0- 0	0- 0	0- 0	HOME	0- 0	0- 0	0- 0				
0- 0	0- 0	0- 0	AWAY	0- 0	0- 0	0- 0				
0- 0	0- 0	0- 0	NEUTRAL	0- 0	0- 0	0- 0				

RPI 1-25				RPI 26-50				RPI 51-100				RPI 101+				Team's RPI: 241
RPI	S	Opponent	Score	RPI	S	Opponent	Score	RPI	S	Opponent	Score	RPI	S	Opponent	Score	
				43	A	Auburn	48 97	70	A	Kansas	45 76	115	A	Al abama	55 73	
								87	A	South Fla.	50 67	156	A	UT Ar lington	54 78	
												248	A	Wi chi ta St.	61 70	
												273	A	Southern Mi ss.	47 68	
												335	H	McNeese	75 51	
-----																
LAST 12 Di vi si on I GAMES:																
				115	A	Al abama	55 73	87	A	South Fla.	50 67					
				156	A	UT Ar lington	54 78	248	A	Wi chi ta St.	61 70					
				273	A	Southern Mi ss.	47 68	70	A	Kansas	45 76					
				335	H	McNeese	75 51									
				43	A	Auburn	48 97									

Non-Di v I Games:

Grambl ing

## Grand Canyon

Through Games Of Dec. 17, 2018

Average RPI Win: 322  
Average RPI Loss: 176WON-LOST  
RECORDWINNING  
PCT. RANKLAST 10  
GAMESSTRENGTH OF  
SCHEDULEOPP. STRENGTH  
OF SCHEDULETEAM  
RPIADJ.  
RPICONF.  
RPIADJ CONF.  
RPIDIV. I ONLY  
DIV. I NON-CONF.2- 7  
2- 7274  
2740- 1  
0- 1318  
318245  
245344  
344344  
34430  
3030  
30

TOTALS

RPI 1-25

RPI 26-50

W-L RECORDS

RPI 51-100

RPI 101-150

RPI 150+

2- 7  
2- 3  
0- 4  
0- 00- 0  
0- 0  
0- 0  
0- 00- 0  
0- 0  
0- 0  
0- 0OVERALL  
HOME  
AWAY  
NEUTRAL0- 1  
0- 1  
0- 0  
0- 00- 2  
0- 2  
0- 0  
0- 02- 4  
2- 0  
0- 4  
0- 02- 7  
2- 3  
0- 4  
0- 00- 0  
0- 0  
0- 0  
0- 00- 0  
0- 0  
0- 0  
0- 0NON-CONFERENCE  
HOME  
AWAY  
NEUTRAL0- 1  
0- 1  
0- 0  
0- 00- 2  
0- 2  
0- 0  
0- 02- 4  
2- 0  
0- 4  
0- 00- 0  
0- 0  
0- 0  
0- 00- 0  
0- 0  
0- 0  
0- 00- 0  
0- 0  
0- 0  
0- 0CONFERENCE  
HOME  
AWAY  
NEUTRAL0- 0  
0- 0  
0- 0  
0- 00- 0  
0- 0  
0- 0  
0- 00- 0  
0- 0  
0- 0  
0- 0

RPI 1-25

RPI 26-50

RPI 51-100

RPI 101+

Team's RPI: 344

RPI S Opponent Score

RPI S Opponent Score

RPI S Opponent Score

RPI S Opponent Score

74 H Montana 47 69

106 H Indiana St. 81 88

118 H Portland St. 55 60

184 A UNCW 55 77

197 A East Carolina 47 59

274 A Long Beach St. 50 57

282 A UC Santa Barbara 55 66

293 H Incarnate Word 74 63

351 H LIU Brooklyn 65 62

LAST 12 Division I GAMES:

274 A Long Beach St. 50 57  
197 A East Carolina 47 59  
293 H Incarnate Word 74 63118 H Portland St. 55 60  
74 H Montana 47 69  
282 A UC Santa Barbara 55 66  
351 H LIU Brooklyn 65 62  
106 H Indiana St. 81 88  
184 A UNCW 55 77

Grand Canyon

Grand Canyon

Non-Div I Games:

Grand Canyon

Loss, Non-Conf, S Site, H Home A Away N Neutral



Average RPI	Win:	96	WON-LOST	WINNING	LAST 10	STRENGTH OF	OPP. STRENGTH	TEAM	ADJ.	CONF.	ADJ CONF.
Average RPI	Loss:	39	RECORD	PCT. RANK	GAMES	SCHEDULE	OF SCHEDULE	RPI	RPI	RPI	RPI
DIV. I ONLY		4- 5	191	0- 1	7	47	30	30	14	14	
DIV. I NON-CONF.		4- 5	191	0- 1	7	47	30	30	14	14	
-----											
TOTALS	RPI 1-25		RPI 26-50		W-L RECORDS		RPI 51-100		RPI 101-150		RPI 150+
4- 5	0- 2		1- 2		OVERALL		1- 1		2- 0		0- 0
3- 1	0- 0		1- 0		HOME		0- 1		2- 0		0- 0
1- 4	0- 2		0- 2		AWAY		1- 0		0- 0		0- 0
0- 0	0- 0		0- 0		NEUTRAL		0- 0		0- 0		0- 0
4- 5	0- 2		1- 2		NON-CONFERENCE		1- 1		2- 0		0- 0
3- 1	0- 0		1- 0		HOME		0- 1		2- 0		0- 0
1- 4	0- 2		0- 2		AWAY		1- 0		0- 0		0- 0
0- 0	0- 0		0- 0		NEUTRAL		0- 0		0- 0		0- 0
0- 0	0- 0		0- 0		CONFERENCE		0- 0		0- 0		0- 0
0- 0	0- 0		0- 0		HOME		0- 0		0- 0		0- 0
0- 0	0- 0		0- 0		AWAY		0- 0		0- 0		0- 0
0- 0	0- 0		0- 0		NEUTRAL		0- 0		0- 0		0- 0

RPI	S	Opponent	Score	RPI	S	Opponent	Score	RPI	S	Opponent	Score	RPI	S	Opponent	Score
7	A	Marquette	54 80	31	A	South Dakota St.	47 77	77	A	Missouri	56 49	127	H	Dayton	51 35
16	A	South Dakota	49 55	38	H	Maine	70 39	97	H	Northwestern	55 57	141	H	Wisconsin	55 46
				45	A	DePaul	64 73								
-----															
LAST 12 Division I GAMES:															
7	A	Marquette	54 80	127	H	Dayton	51 35	38	H	Maine	70 39	77	A	Missouri	56 49
141	H	Wisconsin	55 46	31	A	South Dakota St.	47 77	45	A	DePaul	64 73	97	H	Northwestern	55 57

Non-Div I Games:

Green Bay

H  
a  
m  
p  
t  
o  
n

Hampton				Through Games Of Dec. 17, 2018								
Average RPI	Win:	212	WON-LOST	WINNING	LAST 10	STRENGTH OF	OPP. STRENGTH	TEAM	ADJ.	CONF.	ADJ CONF.	
Average RPI	Loss:	110	RECORD	PCT. RANK	GAMES	SCHEDULE	OF SCHEDULE	RPI	RPI	RPI	RPI	
DIV. I ONLY		3- 3		161	0- 0	228	48	213	213	29	29	
DIV. I NON-CONF.		3- 3		161	0- 0	228	48	213	213	29	29	
-----												
TOTALS		RPI 1-25		RPI 26-50		W-L RECORDS		RPI 51-100		RPI 101-150		RPI 150+
3- 3		0- 1		0- 0		OVERALL		0- 0		1- 1		2- 1
2- 2		0- 0		0- 0		HOME		0- 0		1- 1		1- 1
1- 1		0- 1		0- 0		AWAY		0- 0		0- 0		1- 0
0- 0		0- 0		0- 0		NEUTRAL		0- 0		0- 0		0- 0
3- 3		0- 1		0- 0		NON-CONFERENCE		0- 0		1- 1		2- 1
2- 2		0- 0		0- 0		HOME		0- 0		1- 1		1- 1
1- 1		0- 1		0- 0		AWAY		0- 0		0- 0		1- 0
0- 0		0- 0		0- 0		NEUTRAL		0- 0		0- 0		0- 0
0- 0		0- 0		0- 0		CONFERENCE		0- 0		0- 0		0- 0
0- 0		0- 0		0- 0		HOME		0- 0		0- 0		0- 0
0- 0		0- 0		0- 0		AWAY		0- 0		0- 0		0- 0
0- 0		0- 0		0- 0		NEUTRAL		0- 0		0- 0		0- 0

RPI 1-25				RPI 26-50				RPI 51-100				RPI 101+ Team's RPI: 213			
RPI	S	Opponent	Score	RPI	S	Opponent	Score	RPI	S	Opponent	Score	RPI	S	Opponent	Score
3	A	NC State	51 83									113	H	James Madi son	72 65
												132	H	Chattanooga	50 58
												194	H	El on	62 77
												254	H	Samford	64 57
												269	A	Fl a. Atlantic	72 68
-----															
LAST 12 Division I GAMES:															
194	H	El on	62 77	3	A	NC State	51 83								
254	H	Samford	64 57												
113	H	James Madi son	72 65												
132	H	Chattanooga	50 58												
269	A	Fl a. Atlantic	72 68												

Non-Div I Games: Mid-Atlantic Christ.115 48

Hampton

Average RPI Win:	218	WON-LOST	WINNING	LAST 10	STRENGTH OF	OPP. STRENGTH	TEAM	ADJ.	CONF.	ADJ CONF.
Average RPI Loss:	48	RECORD	PCT. RANK	GAMES	SCHEDULE	OF SCHEDULE	RPI	RPI	RPI	RPI
DIV. I ONLY	5- 6	187	0- 1	47	136	119	119	22	22	
DIV. I NON-CONF.	5- 6	187	0- 1	47	136	119	119	22	22	
-----										
TOTALS	RPI 1-25	RPI 26-50	W-L RECORDS	RPI 51-100	RPI 101-150	RPI 150+				
5- 6	0- 3	0- 2	OVERALL	0- 0	1- 0	4- 1				
4- 1	0- 1	0- 0	HOME	0- 0	1- 0	3- 0				
1- 3	0- 1	0- 2	AWAY	0- 0	0- 0	1- 0				
0- 2	0- 1	0- 0	NEUTRAL	0- 0	0- 0	0- 1				
5- 6	0- 3	0- 2	NON-CONFERENCE	0- 0	1- 0	4- 1				
4- 1	0- 1	0- 0	HOME	0- 0	1- 0	3- 0				
1- 3	0- 1	0- 2	AWAY	0- 0	0- 0	1- 0				
0- 2	0- 1	0- 0	NEUTRAL	0- 0	0- 0	0- 1				
0- 0	0- 0	0- 0	CONFERENCE	0- 0	0- 0	0- 0				
0- 0	0- 0	0- 0	HOME	0- 0	0- 0	0- 0				
0- 0	0- 0	0- 0	AWAY	0- 0	0- 0	0- 0				
0- 0	0- 0	0- 0	NEUTRAL	0- 0	0- 0	0- 0				

RPI 1-25				RPI 26-50				RPI 51-100				RPI 101+ Team's RPI: 119			
RPI	S	Opponent	Score	RPI	S	Opponent	Score	RPI	S	Opponent	Score	RPI	S	Opponent	Score
9	N	Louisville	69 86	27	A	New Mexico	65 72					149	H	Harvard	73 60
23	A	Miami (FL)	62 75	34	A	Villanova	41 59					151	A	Rhode Island	65 51
25	H	Michigan St.	66 74									168	N	Southern Ill.	50 72
												169	H	William & Mary	50 45
												286	H	Bryant	67 57
												337	H	Morgan St.	80 59
-----															
LAST 12 Division I GAMES:															
27	A	New Mexico	65 72	23	A	Miami (FL)	62 75					9	N	Louisville	69 86
168	N	Southern Ill.	50 72	25	H	Michigan St.	66 74					151	A	Rhode Island	65 51
149	H	Harvard	73 60	169	H	William & Mary	50 45					286	H	Bryant	67 57
337	H	Morgan St.	80 59	34	A	Villanova	41 59								

Non-Div I Games:

Hartford

Average RPI	Win:	217	WON-LOST	WINNING	LAST 10	STRENGTH OF	OPP. STRENGTH	TEAM	ADJ.	CONF.	ADJ CONF.
Average RPI	Loss:	61	RECORD	PCT. RANK	GAMES	SCHEDULE	OF SCHEDULE	RPI	RPI	RPI	RPI
DIV. I ONLY		4- 6	211	1- 0	129	22	149	149	17	17	
DIV. I NON-CONF.		4- 6	211	1- 0	129	22	149	149	17	17	
-----											
TOTALS	RPI 1-25		RPI 26-50		W-L RECORDS	RPI 51-100		RPI 101-150		RPI 150+	
4- 6	0- 1		0- 1		OVERALL	0- 3		1- 1		3- 0	
1- 3	0- 0		0- 1		HOME	0- 2		0- 0		1- 0	
2- 3	0- 1		0- 0		AWAY	0- 1		1- 1		1- 0	
1- 0	0- 0		0- 0		NEUTRAL	0- 0		0- 0		1- 0	
4- 6	0- 1		0- 1		NON-CONFERENCE	0- 3		1- 1		3- 0	
1- 3	0- 0		0- 1		HOME	0- 2		0- 0		1- 0	
2- 3	0- 1		0- 0		AWAY	0- 1		1- 1		1- 0	
1- 0	0- 0		0- 0		NEUTRAL	0- 0		0- 0		1- 0	
0- 0	0- 0		0- 0		CONFERENCE	0- 0		0- 0		0- 0	
0- 0	0- 0		0- 0		HOME	0- 0		0- 0		0- 0	
0- 0	0- 0		0- 0		AWAY	0- 0		0- 0		0- 0	
0- 0	0- 0		0- 0		NEUTRAL	0- 0		0- 0		0- 0	

RPI 1-25				RPI 26-50				RPI 51-100				RPI 101+ Team's RPI: 149			
RPI	S	Opponent	Score	RPI	S	Opponent	Score	RPI	S	Opponent	Score	RPI	S	Opponent	Score
1	A	Notre Dame	58 103	38	H	Maine	60 67	54	H	Quinnipiac	67 72	119	A	Hartford	60 73
								59	H	Rutgers	49 60	126	A	CSUN	75 55
								93	A	Purdue	65 66	179	N	Jacksonville St.	69 62
												264	A	Siena	73 54
												298	H	La Salle	88 43
LAST 12 Division I GAMES:															
126	A	CSUN	75 55	38	H	Maine	60 67	54	H	Quinnipiac	67 72	119	A	Hartford	60 73
59	H	Rutgers	49 60					179	N	Jacksonville St.	69 62				
93	A	Purdue	65 66									264	A	Siena	73 54
1	A	Notre Dame	58 103					298	H	La Salle	88 43				

Non-Div I Games:

Harvard

Average RPI Win: 241  
Average RPI Loss: 114

WON-LOST  
RECORD

WINNING  
PCT. RANK

LAST 10  
GAMES

STRENGTH OF  
SCHEDULE

OPP. STRENGTH  
OF SCHEDULE

TEAM  
RPI

ADJ.  
RPI

CONF.  
RPI

ADJ CONF.  
RPI

DIV. I ONLY	2- 7	274	0- 0	166	111	284	284	21	21
DIV. I NON-CONF.	2- 7	274	0- 0	166	111	284	284	21	21
TOTALS	RPI 1-25	RPI 26-50	W-L RECORDS	RPI 51-100	RPI 101-150	RPI 150+			
2- 7	0- 1	0- 0	OVERALL	0- 2	0- 2	2- 2			
2- 5	0- 1	0- 0	HOME	0- 2	0- 2	2- 0			
0- 2	0- 0	0- 0	AWAY	0- 0	0- 0	0- 2			
0- 0	0- 0	0- 0	NEUTRAL	0- 0	0- 0	0- 0			
2- 7	0- 1	0- 0	NON-CONFERENCE	0- 2	0- 2	2- 2			
2- 5	0- 1	0- 0	HOME	0- 2	0- 2	2- 0			
0- 2	0- 0	0- 0	AWAY	0- 0	0- 0	0- 2			
0- 0	0- 0	0- 0	NEUTRAL	0- 0	0- 0	0- 0			
0- 0	0- 0	0- 0	CONFERENCE	0- 0	0- 0	0- 0			
0- 0	0- 0	0- 0	HOME	0- 0	0- 0	0- 0			
0- 0	0- 0	0- 0	AWAY	0- 0	0- 0	0- 0			
0- 0	0- 0	0- 0	NEUTRAL	0- 0	0- 0	0- 0			

RPI 1-25				RPI 26-50				RPI 51-100				RPI 101+				Team's RPI: 284
RPI	S	Opponent	Score	RPI	S	Opponent	Score	RPI	S	Opponent	Score	RPI	S	Opponent	Score	
10	H	Stanford	59 81					78	H	Portland	65 72	135	H	Pepperdine	64 65	
								89	H	FGCU	67 73	150	H	American	57 69	
												162	A	San Diego St.	57 58	
												174	A	San Diego	50 58	
												190	H	Idaho	69 61	
												291	H	Seattle U	67 51	
LAST 12 Division I GAMES:																
190	H	Idaho	69 61	291	H	Seattle U	67 51									
10	H	Stanford	59 81	78	H	Portland	65 72									
89	H	FGCU	67 73	174	A	San Diego	50 58									
150	H	American	57 69	162	A	San Diego St.	57 58									
				135	H	Pepperdine	64 65									

Non-Div I Games: Hawai i Paci fic 66 51

Hawai i

Average RPI Win: 322 WON-LOST RECORD WINNING PCT. RANK LAST 10 GAMES STRENGTH OF SCHEDULE OPP. STRENGTH OF SCHEDULE TEAM RPI ADJ. RPI CONF. RPI ADJ CONF. RPI

DIV. I ONLY	3- 4	205	1- 0	194	294	226	226	29	29
DIV. I NON-CONF.	3- 4	205	1- 0	194	294	226	226	29	29
TOTALS	RPI 1-25	RPI 26-50	W-L RECORDS	RPI 51-100	RPI 101-150	RPI 150+			
3- 4	0- 1	0- 0	OVERALL	0- 1	0- 0	3- 2			
3- 0	0- 0	0- 0	HOME	0- 0	0- 0	3- 0			
0- 4	0- 1	0- 0	AWAY	0- 1	0- 0	0- 2			
0- 0	0- 0	0- 0	NEUTRAL	0- 0	0- 0	0- 0			
3- 4	0- 1	0- 0	NON-CONFERENCE	0- 1	0- 0	3- 2			
3- 0	0- 0	0- 0	HOME	0- 0	0- 0	3- 0			
0- 4	0- 1	0- 0	AWAY	0- 1	0- 0	0- 2			
0- 0	0- 0	0- 0	NEUTRAL	0- 0	0- 0	0- 0			
0- 0	0- 0	0- 0	CONFERENCE	0- 0	0- 0	0- 0			
0- 0	0- 0	0- 0	HOME	0- 0	0- 0	0- 0			
0- 0	0- 0	0- 0	AWAY	0- 0	0- 0	0- 0			
0- 0	0- 0	0- 0	NEUTRAL	0- 0	0- 0	0- 0			

RPI 1-25				RPI 26-50				RPI 51-100				RPI 101+ Team's RPI: 226			
RPI	S	Opponent	Score	RPI	S	Opponent	Score	RPI	S	Opponent	Score	RPI	S	Opponent	Score
11	A	Kentucky	49 71					96	A	Clemson	64 83	158	A	Miami (OH)	55 68
												231	A	Davidson	62 71
												294	H	Norfolk St.	83 51
												333	H	UNC Greensboro	82 75
												339	H	N. C. Central	80 69
LAST 12 Division I GAMES:															
				96	A	Clemson	64 83	294	H	Norfolk St.	83 51				
				333	H	UNC Greensboro	82 75								
				231	A	Davidson	62 71								
				158	A	Miami (OH)	55 68								
				11	A	Kentucky	49 71								
				339	H	N. C. Central	80 69								

Non-Div I Games: Greensboro 102 50 Mars Hill 86 36

High Point

H  
o  
f  
s  
t  
r  
a

Hofstra				Through Games Of Dec. 17, 2018							
Average RPI Win:		251	WON-LOST RECORD	WINNING PCT. RANK	LAST 10 GAMES	STRENGTH OF SCHEDULE	OPP. STRENGTH OF SCHEDULE	TEAM RPI	ADJ. RPI	CONF. RPI	ADJ CONF. RPI
Average RPI Loss:		176									
DIV. I ONLY			4- 6	211	1- 0	279	211	257	257	12	12
DIV. I NON-CONF.			4- 6	211	1- 0	279	211	257	257	12	12
-----											
TOTALS		RPI 1-25	RPI 26-50		W-L RECORDS		RPI 51-100	RPI 101-150		RPI 150+	
4- 6		0- 0	0- 0		OVERALL		0- 0	0- 3		4- 3	
1- 2		0- 0	0- 0		HOME		0- 0	0- 0		1- 2	
2- 2		0- 0	0- 0		AWAY		0- 0	0- 1		2- 1	
1- 2		0- 0	0- 0		NEUTRAL		0- 0	0- 2		1- 0	
4- 6		0- 0	0- 0		NON-CONFERENCE		0- 0	0- 3		4- 3	
1- 2		0- 0	0- 0		HOME		0- 0	0- 0		1- 2	
2- 2		0- 0	0- 0		AWAY		0- 0	0- 1		2- 1	
1- 2		0- 0	0- 0		NEUTRAL		0- 0	0- 2		1- 0	
0- 0		0- 0	0- 0		CONFERENCE		0- 0	0- 0		0- 0	
0- 0		0- 0	0- 0		HOME		0- 0	0- 0		0- 0	
0- 0		0- 0	0- 0		AWAY		0- 0	0- 0		0- 0	
0- 0		0- 0	0- 0		NEUTRAL		0- 0	0- 0		0- 0	

H  
o  
f  
s  
t  
r  
a

RPI 1-25				RPI 26-50				RPI 51-100				RPI 101+ Team's RPI: 257			
RPI	S	Opponent	Score	RPI	S	Opponent	Score	RPI	S	Opponent	Score	RPI	S	Opponent	Score
												105	N	Wright St.	64 93
												109	A	Stony Brook	49 77
												133	N	Marist	57 71
												209	A	Holy Cross	66 72
												211	H	Sacred Heart	64 70
												233	N	Stetson	53 50
												245	A	St. Bonaventure	67 59
												251	H	Iona	74 49
												276	A	UMBC	45 42
												288	H	Col umbi a	63 65
-----															
LAST 12 Division I GAMES:															
245	A	St. Bonaventure	67 59	276	A	UMBC	45 42	209	A	Holy Cross	66 72	211	H	Sacred Heart	64 70
109	A	Stony Brook	49 77	233	N	Stetson	53 50	133	N	Marist	57 71	105	N	Wright St.	64 93
288	H	Col umbi a	63 65												
251	H	Iona	74 49												

Non-Div I Games:

Hofstra

Average RPI	Win: 259	WON-LOST RECORD	WINNING PCT. RANK	LAST 10 GAMES	STRENGTH OF SCHEDULE	OPP. STRENGTH OF SCHEDULE	TEAM RPI	ADJ. RPI	CONF. RPI	ADJ. CONF. RPI
Average RPI	Loss: 213									
DIV. I ONLY		6- 3	97	0- 1	301	247	209	209	23	23
DIV. I NON-CONF.		6- 3	97	0- 1	301	247	209	209	23	23
-----										
TOTALS	RPI 1-25		RPI 26-50		W-L RECORDS		RPI 51-100		RPI 101-150	RPI 150+
6- 3	0- 0		0- 0		OVERALL		0- 0		0- 1	6- 2
4- 1	0- 0		0- 0		HOME		0- 0		0- 0	4- 1
2- 2	0- 0		0- 0		AWAY		0- 0		0- 1	2- 1
0- 0	0- 0		0- 0		NEUTRAL		0- 0		0- 0	0- 0
6- 3	0- 0		0- 0		NON-CONFERENCE		0- 0		0- 1	6- 2
4- 1	0- 0		0- 0		HOME		0- 0		0- 0	4- 1
2- 2	0- 0		0- 0		AWAY		0- 0		0- 1	2- 1
0- 0	0- 0		0- 0		NEUTRAL		0- 0		0- 0	0- 0
0- 0	0- 0		0- 0		CONFERENCE		0- 0		0- 0	0- 0
0- 0	0- 0		0- 0		HOME		0- 0		0- 0	0- 0
0- 0	0- 0		0- 0		AWAY		0- 0		0- 0	0- 0
0- 0	0- 0		0- 0		NEUTRAL		0- 0		0- 0	0- 0

RPI 1-25				RPI 26-50				RPI 51-100				RPI 101+ Team's RPI: 209			
RPI	S	Opponent	Score	RPI	S	Opponent	Score	RPI	S	Opponent	Score	RPI	S	Opponent	Score
												122	A	Boston College	63 89
												151	H	Rhode Island	73 65
												232	H	Rider	71 61
												239	H	Brown	85 89
												257	H	Hofstra	72 66
												275	A	Vermont	65 40
												277	A	New Hampshire	62 74
												317	H	UMass Lowell	63 54
												323	A	Albany (NY)	56 50
												323	A	Albany (NY)	56 50
-----															
LAST 12 Division I GAMES:															
				277	A	New Hampshire	62 74	317	H	UMass Lowell	63 54				
				257	H	Hofstra	72 66	275	A	Vermont	65 40				
				232	H	Rider	71 61	323	A	Albany (NY)	56 50				
								151	H	Rhode Island	73 65				
								239	H	Brown	85 89				
								122	A	Boston College	63 89				

Non-Div I Games:

Holy Cross



H  
o  
u  
s  
t  
o  
n

Houston				Through Games Of Dec. 17, 2018											
Average RPI Win:		237	WON-LOST RECORD	WINNING PCT. RANK	LAST 10 GAMES	STRENGTH OF SCHEDULE	OPP. STRENGTH OF SCHEDULE	TEAM RPI	ADJ. RPI	CONF. RPI	ADJ CONF. RPI				
Average RPI Loss:		73													
DIV. I ONLY		4- 7	235	0- 1	40	166	129	129	8	8					
DIV. I NON-CONF.		4- 7	235	0- 1	40	166	129	129	8	8					
-----															
TOTALS		RPI 1-25	RPI 26-50	W-L RECORDS		RPI 51-100	RPI 101-150	RPI 150+							
4- 7		0- 1	0- 2	OVERALL		1- 2	0- 1	3- 1							
1- 4		0- 0	0- 2	HOME		1- 0	0- 1	0- 1							
3- 3		0- 1	0- 0	AWAY		0- 2	0- 0	3- 0							
0- 0		0- 0	0- 0	NEUTRAL		0- 0	0- 0	0- 0							
4- 7		0- 1	0- 2	NON-CONFERENCE		1- 2	0- 1	3- 1							
1- 4		0- 0	0- 2	HOME		1- 0	0- 1	0- 1							
3- 3		0- 1	0- 0	AWAY		0- 2	0- 0	3- 0							
0- 0		0- 0	0- 0	NEUTRAL		0- 0	0- 0	0- 0							
0- 0		0- 0	0- 0	CONFERENCE		0- 0	0- 0	0- 0							
0- 0		0- 0	0- 0	HOME		0- 0	0- 0	0- 0							
0- 0		0- 0	0- 0	AWAY		0- 0	0- 0	0- 0							
0- 0		0- 0	0- 0	NEUTRAL		0- 0	0- 0	0- 0							
-----															
RPI 1-25				RPI 26-50				RPI 51-100				RPI 101+ Team's RPI: 129			
RPI	S	Opponent	Score	RPI	S	Opponent	Score	RPI	S	Opponent	Score	RPI	S	Opponent	Score
4	A	Cal i forni a	79 80	27	H	New Mexi co	84 89	65	A	Loui si ana Tech	88 100	122	H	Boston Col lege	57 64
				46	H	Texas A&M	52 68	72	H	Georgi a Tech	95 89	156	H	UT Ar lington	61 65
								89	A	FGCU	71 76	288	A	Col umbi a	83 72
												293	A	Incarnate Word	79 60
												296	A	ETSU	84 77
-----															
LAST 12 Division I GAMES:															
156	H	UT Ar lington	61 65	288	A	Col umbi a	83 72	122	H	Boston Col lege	57 64	293	A	Incarnate Word	79 60
46	H	Texas A&M	52 68	72	H	Georgi a Tech	95 89	65	A	Loui si ana Tech	88 100	72	H	Georgi a Tech	95 89
296	A	ETSU	84 77	89	A	FGCU	71 76	4	A	Cal i forni a	79 80				
89	A	FGCU	71 76	27	H	New Mexi co	84 89								

H  
o  
u  
s  
t  
o  
n

Non-Div I Games:

Houston

Average RPI Win: 0 WON-LOST WINNING LAST 10 STRENGTH OF OPP. STRENGTH TEAM ADJ. CONF. ADJ CONF.  
Average RPI Loss: 198 RECORD PCT. RANK GAMES SCHEDULE OF SCHEDULE RPI RPI RPI RPI

DIV. I ONLY	0- 5	330	0- 0	99	323	318	318	24	24
DIV. I NON-CONF.	0- 5	330	0- 0	99	323	318	318	24	24
TOTALS	RPI 1-25	RPI 26-50	W-L RECORDS	RPI 51-100	RPI 101-150	RPI 150+			
0- 5	0- 0	0- 0	OVERALL	0- 0	0- 1	0- 4			
0- 1	0- 0	0- 0	HOME	0- 0	0- 0	0- 1			
0- 4	0- 0	0- 0	AWAY	0- 0	0- 1	0- 3			
0- 0	0- 0	0- 0	NEUTRAL	0- 0	0- 0	0- 0			
0- 5	0- 0	0- 0	NON-CONFERENCE	0- 0	0- 1	0- 4			
0- 1	0- 0	0- 0	HOME	0- 0	0- 0	0- 1			
0- 4	0- 0	0- 0	AWAY	0- 0	0- 1	0- 3			
0- 0	0- 0	0- 0	NEUTRAL	0- 0	0- 0	0- 0			
0- 0	0- 0	0- 0	CONFERENCE	0- 0	0- 0	0- 0			
0- 0	0- 0	0- 0	HOME	0- 0	0- 0	0- 0			
0- 0	0- 0	0- 0	AWAY	0- 0	0- 0	0- 0			
0- 0	0- 0	0- 0	NEUTRAL	0- 0	0- 0	0- 0			

RPI 1-25				RPI 26-50				RPI 51-100				RPI 101+ Team's RPI: 318			
RPI	S	Opponent	Score	RPI	S	Opponent	Score	RPI	S	Opponent	Score	RPI	S	Opponent	Score
												116	A	Oklahoma St.	44 77
												152	H	Oral Roberts	56 74
												187	A	Texas Tech	76 82
												248	A	Wichita St.	50 68
												285	A	North Texas	75 100
LAST 12 Division I GAMES:															
				152	H	Oral Roberts	56 74								
				116	A	Oklahoma St.	44 77								
				285	A	North Texas	75 100								
				187	A	Texas Tech	76 82								
				248	A	Wichita St.	50 68								

Non-Div I Games: Howard Payne 93 60 Tex. A&M Int'l 81 48 McMurry 92 41 Southwest (NM) 100 57  
Houston Baptist

Average RPI Win: **276**  
 Average RPI Loss: **238**

WON-LOST  
RECORD

WINNING  
PCT. RANK

LAST 10  
GAMES

STRENGTH OF  
SCHEDULE

OPP. STRENGTH  
OF SCHEDULE

TEAM  
RPI

ADJ.  
RPI

CONF.  
RPI

ADJ CONF.  
RPI

DIV. I ONLY	7- 3	87	1- 0	319	289	204	204	32	32
DIV. I NON-CONF.	7- 3	87	1- 0	319	289	204	204	32	32
TOTALS	RPI 1-25	RPI 26-50	W-L RECORDS	RPI 51-100	RPI 101-150	RPI 150+			
7- 3	0- 0	0- 0	OVERALL	0- 0	0- 0	7- 3			
2- 1	0- 0	0- 0	HOME	0- 0	0- 0	2- 1			
5- 2	0- 0	0- 0	AWAY	0- 0	0- 0	5- 2			
0- 0	0- 0	0- 0	NEUTRAL	0- 0	0- 0	0- 0			
7- 3	0- 0	0- 0	NON-CONFERENCE	0- 0	0- 0	7- 3			
2- 1	0- 0	0- 0	HOME	0- 0	0- 0	2- 1			
5- 2	0- 0	0- 0	AWAY	0- 0	0- 0	5- 2			
0- 0	0- 0	0- 0	NEUTRAL	0- 0	0- 0	0- 0			
0- 0	0- 0	0- 0	CONFERENCE	0- 0	0- 0	0- 0			
0- 0	0- 0	0- 0	HOME	0- 0	0- 0	0- 0			
0- 0	0- 0	0- 0	AWAY	0- 0	0- 0	0- 0			
0- 0	0- 0	0- 0	NEUTRAL	0- 0	0- 0	0- 0			

RPI	S	Opponent	Score	RPI	S	Opponent	Score	RPI	S	Opponent	Score	RPI	S	Opponent	Score	Team's RPI: 204
												157	H	George Mason	73	59
												169	A	William & Mary	75	88
												203	A	Campbel l	69	64
												264	H	Si ena	81	86
												280	A	Ri chmond	60	67
												292	A	Ni agara	68	61
												298	A	La Salle	57	54
												314	A	FIU	89	62
												329	H	NJIT	77	57
												342	A	Fai rlei gh Di cki nson	79	58
LAST 12 Division I GAMES:																
314	A	FIU	89	62	203	A	Campbel l	69	64							
169	A	William & Mary	75	88	280	A	Ri chmond	60	67							
329	H	NJIT	77	57	292	A	Ni agara	68	61							
298	A	La Salle	57	54	157	H	George Mason	73	59							
					342	A	Fai rlei gh Di cki nson	79	58							
					264	H	Si ena	81	86							

Howard

Howard

Non-Div I Games:

Howard

Average RPI Win:	150	WON-LOST	WINNING	LAST 10	STRENGTH OF	OPP. STRENGTH	TEAM	ADJ.	CONF.	ADJ CONF.
Average RPI Loss:	75	RECORD	PCT. RANK	GAMES	SCHEDULE	OF SCHEDULE	RPI	RPI	RPI	RPI
DIV. I ONLY	5- 4	140	0- 1	22	153	39	39	14	14	
DIV. I NON-CONF.	5- 4	140	0- 1	22	153	39	39	14	14	
-----										
TOTALS	RPI 1-25	RPI 26-50	W-L RECORDS	RPI 51-100	RPI 101-150	RPI 150+				
5- 4	0- 1	0- 0	OVERALL	2- 2	1- 1	2- 0				
1- 2	0- 0	0- 0	HOME	1- 2	0- 0	0- 0				
3- 2	0- 1	0- 0	AWAY	0- 0	1- 1	2- 0				
1- 0	0- 0	0- 0	NEUTRAL	1- 0	0- 0	0- 0				
5- 4	0- 1	0- 0	NON-CONFERENCE	2- 2	1- 1	2- 0				
1- 2	0- 0	0- 0	HOME	1- 2	0- 0	0- 0				
3- 2	0- 1	0- 0	AWAY	0- 0	1- 1	2- 0				
1- 0	0- 0	0- 0	NEUTRAL	1- 0	0- 0	0- 0				
0- 0	0- 0	0- 0	CONFERENCE	0- 0	0- 0	0- 0				
0- 0	0- 0	0- 0	HOME	0- 0	0- 0	0- 0				
0- 0	0- 0	0- 0	AWAY	0- 0	0- 0	0- 0				
0- 0	0- 0	0- 0	NEUTRAL	0- 0	0- 0	0- 0				

RPI	S	Opponent	Score	RPI	S	Opponent	Score	Team's RPI: 39	RPI	S	Opponent	Score	RPI	S	Opponent	Score
17	A	Iowa	58 72						62	H	Ohio	66 73	106	A	Indiana St.	64 59
									66	H	UT Martin	73 72	141	A	Wisconsin	64 65
									73	N	VCU	63 61	234	A	Ole Miss	66 58
									81	H	UNI	40 53	272	A	UTSA	58 50
-----																
LAST 12 Division I GAMES:																
62	H	Ohio	66 73	81	H	UNI	40 53									
17	A	Iowa	58 72	73	N	VCU	63 61									
106	A	Indiana St.	64 59	272	A	UTSA	58 50									
				141	A	Wisconsin	64 65									
				66	H	UT Martin	73 72									
				234	A	Ole Miss	66 58									

Non-Div I Games: Purdue Northwest 101 40

IUPUI

Average RPI Win: 184

Average RPI Loss: 142

WON-LOST  
RECORDWINNING  
PCT. RANKLAST 10  
GAMESSTRENGTH OF  
SCHEDULEOPP. STRENGTH  
OF SCHEDULETEAM  
RPIADJ.  
RPICONF.  
RPIADJ CONF.  
RPIDIV. I ONLY  
DIV. I NON-CONF.3- 5  
3- 5223  
2230- 1  
0- 1157  
157116  
116190  
190190  
19011  
1111  
11

TOTALS

RPI 1-25

RPI 26-50

W-L RECORDS

RPI 51-100

RPI 101-150

RPI 150+

3- 5 0- 1  
2- 0 0- 0  
1- 4 0- 1  
0- 1 0- 00- 0  
0- 0  
0- 0  
0- 0OVERALL  
HOME  
AWAY  
NEUTRAL0- 2  
0- 0  
0- 1  
0- 11- 0  
1- 0  
0- 0  
0- 02- 2  
1- 0  
1- 2  
0- 03- 5 0- 1  
2- 0 0- 0  
1- 4 0- 1  
0- 1 0- 00- 0  
0- 0  
0- 0  
0- 0NON-CONFERENCE  
HOME  
AWAY  
NEUTRAL0- 2  
0- 0  
0- 1  
0- 11- 0  
1- 0  
0- 0  
0- 02- 2  
1- 0  
1- 2  
0- 00- 0 0- 0  
0- 0 0- 0  
0- 0 0- 0  
0- 0 0- 00- 0  
0- 0  
0- 0  
0- 0CONFERENCE  
HOME  
AWAY  
NEUTRAL0- 0  
0- 0  
0- 0  
0- 00- 0  
0- 0  
0- 0  
0- 00- 0  
0- 0  
0- 0  
0- 0

RPI 1-25

RPI S Opponent Score  
10 A Stanford 71 115

RPI 26-50

RPI S Opponent Score

RPI 51-100

RPI S Opponent Score  
51 A Wyoming 61 64  
90 N Boise St. 85 91

RPI 101+

Team's RPI: 190

RPI S Opponent Score  
126 H CSUN 88 73  
187 A Texas Tech 88 77  
238 H San Francisco 70 63  
274 A Long Beach St. 63 70  
284 A Hawaii 61 69

LAST 12 Division I GAMES:

51 A Wyoming	61 64	10 A Stanford	71 115
284 A Hawaii	61 69	126 H CSUN	88 73
238 H San Francisco	70 63		
274 A Long Beach St.	63 70		
90 N Boise St.	85 91		
187 A Texas Tech	88 77		

Non-Div I Games:

Idaho

Average RPI Win: 239

Average RPI Loss: 73

WON-LOST  
RECORDWINNING  
PCT. RANKLAST 10  
GAMESSTRENGTH OF  
SCHEDULEOPP. STRENGTH  
OF SCHEDULETEAM  
RPIADJ.  
RPICONF.  
RPIADJ CONF.  
RPIDIV. I ONLY  
DIV. I NON-CONF.4- 4  
4- 4161  
1611- 0  
1- 026  
26305  
30567  
6767  
6711  
1111  
11

TOTALS

RPI 1-25

RPI 26-50

W-L RECORDS

RPI 51-100

RPI 101-150

RPI 150+

4- 4 0- 1  
2- 0 0- 0  
1- 3 0- 1  
1- 1 0- 00- 0  
0- 0  
0- 0  
0- 0OVERALL  
HOME  
AWAY  
NEUTRAL0- 2  
0- 0  
0- 1  
0- 11- 1  
1- 0  
0- 1  
0- 03- 0  
1- 0  
1- 0  
1- 04- 4 0- 1  
2- 0 0- 0  
1- 3 0- 1  
1- 1 0- 00- 0  
0- 0  
0- 0  
0- 0NON-CONFERENCE  
HOME  
AWAY  
NEUTRAL0- 2  
0- 0  
0- 1  
0- 11- 1  
1- 0  
0- 1  
0- 03- 0  
1- 0  
1- 0  
1- 00- 0 0- 0  
0- 0 0- 0  
0- 0 0- 0  
0- 0 0- 00- 0  
0- 0  
0- 0  
0- 0CONFERENCE  
HOME  
AWAY  
NEUTRAL0- 0  
0- 0  
0- 0  
0- 00- 0  
0- 0  
0- 0  
0- 00- 0  
0- 0  
0- 0  
0- 0

RPI 1-25

RPI 26-50

RPI 51-100

Team's RPI: 67

RPI 101+

RPI S Opponent Score  
20 A Gonzaga 51 70

RPI S Opponent Score

RPI S Opponent Score  
72 N Georgi a Tech 51 74  
99 A Utah 60 74RPI S Opponent Score  
101 A Ari zona 46 71  
135 H Pepperdi ne 65 63  
237 N Kennesaw St. 60 49  
289 A Cal i forni a Bapti st 72 57  
295 H Utah Valley 80 68

LAST 12 Division I GAMES:

99 A Utah	60 74	135 H Pepperdi ne	65 63
20 A Gonzaga	51 70	295 H Utah Valley	80 68
101 A Ari zona	46 71	72 N Georgi a Tech	51 74
289 A Cal i forni a Bapti st	72 57	237 N Kennesaw St.	60 49

Non-Div I Games: Benedictine Mesa 88 51

Idaho St.

# Ilinois

I  
l  
l  
i  
n  
o  
i  
s

Illinois

Average RPI Win:	264	WON-LOST	WINNING	LAST 10	STRENGTH OF	OPP. STRENGTH	TEAM	ADJ.	CONF.	ADJ CONF.
Average RPI Loss:	177	RECORD	PCT. RANK	GAMES	SCHEDULE	OF SCHEDULE	RPI	RPI	RPI	RPI

DIV. I ONLY	4- 4	161	0- 0	324	185	250	250	15	15
DIV. I NON-CONF.	4- 4	161	0- 0	324	185	250	250	15	15
-----									
TOTALS	RPI 1-25	RPI 26-50	W-L RECORDS	RPI 51-100	RPI 101-150	RPI 150+			
4- 4	0- 0	0- 1	OVERALL	0- 0	0- 0	4- 3			
3- 0	0- 0	0- 0	HOME	0- 0	0- 0	3- 0			
1- 4	0- 0	0- 1	AWAY	0- 0	0- 0	1- 3			
0- 0	0- 0	0- 0	NEUTRAL	0- 0	0- 0	0- 0			
4- 4	0- 0	0- 1	NON-CONFERENCE	0- 0	0- 0	4- 3			
3- 0	0- 0	0- 0	HOME	0- 0	0- 0	3- 0			
1- 4	0- 0	0- 1	AWAY	0- 0	0- 0	1- 3			
0- 0	0- 0	0- 0	NEUTRAL	0- 0	0- 0	0- 0			
0- 0	0- 0	0- 0	CONFERENCE	0- 0	0- 0	0- 0			
0- 0	0- 0	0- 0	HOME	0- 0	0- 0	0- 0			
0- 0	0- 0	0- 0	AWAY	0- 0	0- 0	0- 0			
0- 0	0- 0	0- 0	NEUTRAL	0- 0	0- 0	0- 0			

RPI	S	Opponent	Score	RPI	S	Opponent	Score	RPI	S	Opponent	Score	RPI	S	Opponent	Score
42	A	Butler	56 58									178	A	Eastern Mi ch.	41 50
												185	H	North Dakota	67 55
												218	A	SIUE	61 68
												221	H	Oakland	62 56
												271	A	Cleveland St.	63 67
												304	A	Northern Ky.	58 53
												345	H	Austin Peay	61 49
-----															
Team's RPI: 250															
LAST 12 Division I GAMES:															
304	A	Northern Ky.	58 53	271	A	Cleveland St.	63 67								
345	H	Austin Peay	61 49	178	A	Eastern Mi ch.	41 50								
221	H	Oakland	62 56	185	H	North Dakota	67 55								
42	A	Butler	56 58	218	A	SIUE	61 68								

Non-Div I Games: Maryville (MO) 61 52

Illinois St.



Average RPI	Win:	0	WON-LOST	WINNING	LAST 10	STRENGTH OF	OPP. STRENGTH	TEAM	ADJ.	CONF.	ADJ CONF.
Average RPI	Loss:	143	RECORD	PCT. RANK	GAMES	SCHEDULE	OF SCHEDULE	RPI	RPI	RPI	RPI
DIV. I ONLY		0- 10		330	0- 1	68	232	293	293	24	24
DIV. I NON-CONF.		0- 10		330	0- 1	68	232	293	293	24	24
-----											
TOTALS	RPI 1-25		RPI 26-50		W-L RECORDS	RPI 51-100		RPI 101-150		RPI 150+	
0- 10	0- 1		0- 2		OVERALL	0- 0		0- 2		0- 5	
0- 3	0- 0		0- 0		HOME	0- 0		0- 1		0- 2	
0- 7	0- 1		0- 2		AWAY	0- 0		0- 1		0- 3	
0- 0	0- 0		0- 0		NEUTRAL	0- 0		0- 0		0- 0	
0- 10	0- 1		0- 2		NON-CONFERENCE	0- 0		0- 2		0- 5	
0- 3	0- 0		0- 0		HOME	0- 0		0- 1		0- 2	
0- 7	0- 1		0- 2		AWAY	0- 0		0- 1		0- 3	
0- 0	0- 0		0- 0		NEUTRAL	0- 0		0- 0		0- 0	
0- 0	0- 0		0- 0		CONFERENCE	0- 0		0- 0		0- 0	
0- 0	0- 0		0- 0		HOME	0- 0		0- 0		0- 0	
0- 0	0- 0		0- 0		AWAY	0- 0		0- 0		0- 0	
0- 0	0- 0		0- 0		NEUTRAL	0- 0		0- 0		0- 0	

RPI 1-25				RPI 26-50				RPI 51-100				RPI 101+				Team's RPI: 293
RPI	S	Opponent	Score	RPI	S	Opponent	Score	RPI	S	Opponent	Score	RPI	S	Opponent	Score	
16	A	South Dakota	43 96	26	A	Arizona St.	43 81					101	A	Arizona	42 84	
				32	A	Minnesota	39 75					129	H	Houston	60 79	
												156	H	UT Arlington	49 97	
												162	A	San Diego St.	38 81	
												200	A	Massachusetts	59 71	
												259	H	Weber St.	64 72	
												344	A	Grand Canyon	63 74	
-----																
LAST 12 Division I GAMES:																
156	H	UT Arlington	49 97	200	A	Massachusetts	59 71									
101	A	Arizona	42 84	32	A	Minnesota	39 75									
259	H	Weber St.	64 72	344	A	Grand Canyon	63 74									
162	A	San Diego St.	38 81	26	A	Arizona St.	43 81									
129	H	Houston	60 79													
16	A	South Dakota	43 96													

Non-Div I Games:

Incarnate Word

Average RPI Win:	144	WON-LOST	WINNING	LAST 10	STRENGTH OF	OPP. STRENGTH	TEAM	ADJ.	CONF.	ADJ CONF.
Average RPI Loss:	0	RECORD	PCT. RANK	GAMES	SCHEDULE	OF SCHEDULE	RPI	RPI	RPI	RPI
DIV. I ONLY	9- 0	1	1- 0	158	9	14	14	3	3	
DIV. I NON-CONF.	9- 0	1	1- 0	158	9	14	14	3	3	
-----										
TOTALS	RPI 1-25	RPI 26-50	W-L RECORDS	RPI 51-100	RPI 101-150	RPI 150+				
9- 0	0- 0	2- 0	OVERALL	1- 0	1- 0	5- 0				
6- 0	0- 0	1- 0	HOME	0- 0	1- 0	4- 0				
3- 0	0- 0	1- 0	AWAY	1- 0	0- 0	1- 0				
0- 0	0- 0	0- 0	NEUTRAL	0- 0	0- 0	0- 0				
9- 0	0- 0	2- 0	NON-CONFERENCE	1- 0	1- 0	5- 0				
6- 0	0- 0	1- 0	HOME	0- 0	1- 0	4- 0				
3- 0	0- 0	1- 0	AWAY	1- 0	0- 0	1- 0				
0- 0	0- 0	0- 0	NEUTRAL	0- 0	0- 0	0- 0				
0- 0	0- 0	0- 0	CONFERENCE	0- 0	0- 0	0- 0				
0- 0	0- 0	0- 0	HOME	0- 0	0- 0	0- 0				
0- 0	0- 0	0- 0	AWAY	0- 0	0- 0	0- 0				
0- 0	0- 0	0- 0	NEUTRAL	0- 0	0- 0	0- 0				

RPI	S	Opponent	Score	RPI	S	Opponent	Score	RPI	S	Opponent	Score	RPI	S	Opponent	Score
28	A	UCLA	67 65	68	A	Wake Forest	87 73	112	H	Northern Ill.	91 73	180	H	Milwaukee	68 66
42	H	Butler	66 46					188	H	Florida	83 64	221	A	Oakland	59 32
								225	H	Missouri St.	98 74	235	H	North Florida	75 52
-----															
LAST 12 Division I GAMES:															
112	H	Northern Ill.	91 73	225	H	Missouri St.	98 74	188	H	Florida	83 64	42	H	Butler	66 46
235	H	North Florida	75 52	28	A	UCLA	67 65	221	A	Oakland	59 32	68	A	Wake Forest	87 73
221	A	Oakland	59 32					180	H	Milwaukee	68 66				
180	H	Milwaukee	68 66												

Non-Div I Games:

Indiana

Average RPI	Win:	265	WON-LOST	WINNING	LAST 10	STRENGTH OF	OPP. STRENGTH	TEAM	ADJ.	CONF.	ADJ CONF.
Average RPI	Loss:	89	RECORD	PCT. RANK	GAMES	SCHEDULE	OF SCHEDULE	RPI	RPI	RPI	RPI
DIV. I ONLY		5- 4		140	0- 1	114	252	106	106	15	15
DIV. I NON-CONF.		5- 4		140	0- 1	114	252	106	106	15	15
<hr/>											
TOTALS	RPI 1-25		RPI 26-50		W-L RECORDS	RPI 51-100		RPI 101-150		RPI 150+	
5- 4	0- 0		0- 2		OVERALL	0- 0		0- 1		5- 1	
1- 1	0- 0		0- 1		HOME	0- 0		0- 0		1- 0	
4- 2	0- 0		0- 1		AWAY	0- 0		0- 1		4- 0	
0- 1	0- 0		0- 0		NEUTRAL	0- 0		0- 0		0- 1	
5- 4	0- 0		0- 2		NON-CONFERENCE	0- 0		0- 1		5- 1	
1- 1	0- 0		0- 1		HOME	0- 0		0- 0		1- 0	
4- 2	0- 0		0- 1		AWAY	0- 0		0- 1		4- 0	
0- 1	0- 0		0- 0		NEUTRAL	0- 0		0- 0		0- 1	
0- 0	0- 0		0- 0		CONFERENCE	0- 0		0- 0		0- 0	
0- 0	0- 0		0- 0		HOME	0- 0		0- 0		0- 0	
0- 0	0- 0		0- 0		AWAY	0- 0		0- 0		0- 0	
0- 0	0- 0		0- 0		NEUTRAL	0- 0		0- 0		0- 0	

RPI	S	Opponent	Score	RPI	S	Opponent	Score	RPI	S	Opponent	Score	RPI	S	Opponent	Score
39	H	IUPUI	59 64	42	A	Butler	49 72					123	A	Illinois	57 75
												153	N	UC Irvine	61 77
												214	A	Saint Louis	60 56
												222	A	Southeast Mo. St.	62 51
												236	H	UIC	60 53
												310	A	Marshall	62 53
												344	A	Grand Canyon	88 81
<hr/>															
LAST 12 Division I GAMES:															
42	A	Butler	49 72	236	H	UIC	60 53	123	A	Illinois	57 75	39	H	IUPUI	59 64
214	A	Saint Louis	60 56	123	A	Illinois	57 75	222	A	Southeast Mo. St.	62 51	153	N	UC Irvine	61 77
310	A	Marshall	62 53	344	A	Grand Canyon	88 81								

Non-Div I Games:

Indiana St.

Average RPI Win:	217	WON-LOST	WINNING	LAST 10	STRENGTH OF	OPP. STRENGTH	TEAM	ADJ.	CONF.	ADJ CONF.
Average RPI Loss:	113	RECORD	PCT. RANK	GAMES	SCHEDULE	OF SCHEDULE	RPI	RPI	RPI	RPI
DIV. I ONLY	1- 9	325	0- 1	36	271	251	251	27	27	
DIV. I NON-CONF.	1- 9	325	0- 1	36	271	251	251	27	27	
-----										
TOTALS	RPI 1-25	RPI 26-50	W-L RECORDS	RPI 51-100	RPI 101-150	RPI 150+				
1- 9	0- 0	0- 2	OVERALL	0- 3	0- 2	1- 2				
1- 4	0- 0	0- 1	HOME	0- 1	0- 2	1- 0				
0- 5	0- 0	0- 1	AWAY	0- 2	0- 0	0- 2				
0- 0	0- 0	0- 0	NEUTRAL	0- 0	0- 0	0- 0				
1- 9	0- 0	0- 2	NON-CONFERENCE	0- 3	0- 2	1- 2				
1- 4	0- 0	0- 1	HOME	0- 1	0- 2	1- 0				
0- 5	0- 0	0- 1	AWAY	0- 2	0- 0	0- 2				
0- 0	0- 0	0- 0	NEUTRAL	0- 0	0- 0	0- 0				
0- 0	0- 0	0- 0	CONFERENCE	0- 0	0- 0	0- 0				
0- 0	0- 0	0- 0	HOME	0- 0	0- 0	0- 0				
0- 0	0- 0	0- 0	AWAY	0- 0	0- 0	0- 0				
0- 0	0- 0	0- 0	NEUTRAL	0- 0	0- 0	0- 0				

RPI	S	Opponent	Score	RPI	S	Opponent	Score	RPI	S	Opponent	Score	RPI	S	Opponent	Score	Team's RPI: 251
44	H	Central Mich.	39 82	70	A	Kansas	44 75	109	H	Stony Brook	51 53					
48	A	Bucknell	43 81	71	A	Tol edo	38 84	111	H	Penn	43 66					
				83	H	St. John's (NY)	35 61	217	H	George Washi ngton	52 43					
								228	A	Temple	39 59					
								257	A	Hofstra	49 74					
LAST 12 Division I GAMES:																
109	H	Stony Brook	51 53	44	H	Central Mich.	39 82									
111	H	Penn	43 66	70	A	Kansas	44 75									
228	A	Temple	39 59	217	H	George Washi ngton	52 43									
48	A	Bucknell	43 81	71	A	Tol edo	38 84									
				83	H	St. John's (NY)	35 61									
				257	A	Hofstra	49 74									

Non-Div I Games:

Iona

Average RPI Win: **166**  
 Average RPI Loss: **11**

WON-LOST  
RECORD

WINNING  
PCT. RANK

LAST 10  
GAMES

STRENGTH OF  
SCHEDULE

OPP. STRENGTH  
OF SCHEDULE

TEAM  
RPI

ADJ.  
RPI

CONF.  
RPI

ADJ CONF.  
RPI

DIV. I ONLY	8- 2	46	0- 1	42	52	17	17	3	3
DIV. I NON-CONF.	8- 2	46	0- 1	42	52	17	17	3	3
TOTALS	RPI 1-25	RPI 26-50	W-L RECORDS	RPI 51-100	RPI 101-150	RPI 150+			
8- 2	1- 2	1- 0	OVERALL	1- 0	0- 0	5- 0			
6- 0	1- 0	1- 0	HOME	1- 0	0- 0	3- 0			
1- 1	0- 1	0- 0	AWAY	0- 0	0- 0	1- 0			
1- 1	0- 1	0- 0	NEUTRAL	0- 0	0- 0	1- 0			
8- 2	1- 2	1- 0	NON-CONFERENCE	1- 0	0- 0	5- 0			
6- 0	1- 0	1- 0	HOME	1- 0	0- 0	3- 0			
1- 1	0- 1	0- 0	AWAY	0- 0	0- 0	1- 0			
1- 1	0- 1	0- 0	NEUTRAL	0- 0	0- 0	1- 0			
0- 0	0- 0	0- 0	CONFERENCE	0- 0	0- 0	0- 0			
0- 0	0- 0	0- 0	HOME	0- 0	0- 0	0- 0			
0- 0	0- 0	0- 0	AWAY	0- 0	0- 0	0- 0			
0- 0	0- 0	0- 0	NEUTRAL	0- 0	0- 0	0- 0			

RPI	S	Opponent	Score	RPI	S	Opponent	Score	RPI	S	Opponent	Score	RPI	S	Opponent	Score
1	A	Notre Dame	71 105	39	H	IUPUI	72 58	81	H	UNI	83 57	152	H	Oral Roberts	90 77
5	H	Iowa St.	73 70									207	A	Western Ky.	104 67
21	N	Florida St.	67 71									220	N	West Virginia	84 81
												287	H	Robert Morris	92 63
												339	H	N. C. Central	106 39
LAST 12 Division I GAMES:															
21	N	Florida St.	67 71	220	N	West Virginia	84 81								
81	H	UNI	83 57	339	H	N. C. Central	106 39								
39	H	IUPUI	72 58	207	A	Western Ky.	104 67								
5	H	Iowa St.	73 70	152	H	Oral Roberts	90 77								
287	H	Robert Morris	92 63												
1	A	Notre Dame	71 105												

Non-Div I Games:

Iowa

Average RPI	Win:	112	WON-LOST	WINNING	LAST 10	STRENGTH OF	OPP. STRENGTH	TEAM	ADJ.	CONF.	ADJ CONF.
Average RPI	Loss:	17	RECORD	PCT. RANK	GAMES	SCHEDULE	OF SCHEDULE	RPI	RPI	RPI	RPI
DIV. I ONLY			8- 2	46	3- 0	6	132	5	5	6	6
DIV. I NON-CONF.			8- 2	46	3- 0	6	132	5	5	6	6
-----											
TOTALS	RPI 1-25		RPI 26-50		W-L RECORDS	RPI 51-100		RPI 101-150		RPI 150+	
8- 2	2- 2		1- 0		OVERALL	1- 0		1- 0		3- 0	
7- 0	2- 0		1- 0		HOME	1- 0		1- 0		2- 0	
0- 2	0- 2		0- 0		AWAY	0- 0		0- 0		0- 0	
1- 0	0- 0		0- 0		NEUTRAL	0- 0		0- 0		1- 0	
8- 2	2- 2		1- 0		NON-CONFERENCE	1- 0		1- 0		3- 0	
7- 0	2- 0		1- 0		HOME	1- 0		1- 0		2- 0	
0- 2	0- 2		0- 0		AWAY	0- 0		0- 0		0- 0	
1- 0	0- 0		0- 0		NEUTRAL	0- 0		0- 0		1- 0	
0- 0	0- 0		0- 0		CONFERENCE	0- 0		0- 0		0- 0	
0- 0	0- 0		0- 0		HOME	0- 0		0- 0		0- 0	
0- 0	0- 0		0- 0		AWAY	0- 0		0- 0		0- 0	
0- 0	0- 0		0- 0		NEUTRAL	0- 0		0- 0		0- 0	

RPI	S	Opponent	Score	RPI	S	Opponent	Score	RPI	S	Opponent	Score	RPI	S	Opponent	Score
8	H	Drake	86 81	43	H	Auburn	67 64	52	H	Arkansas	91 82	112	H	Northern Ill.	70 60
16	A	South Dakota	59 64									178	N	Eastern Mi ch.	85 59
17	A	Iowa	70 73									185	H	North Dakota	87 35
23	H	Miami (FL)	75 52									292	H	Niagara	95 35
-----															
LAST 12 Division I GAMES:															
23	H	Miami (FL)	75 52	112	H	Northern Ill.	70 60	43	H	Auburn	67 64	178	N	Eastern Mi ch.	85 59
8	H	Drake	86 81									292	H	Niagara	95 35
185	H	North Dakota	87 35												
17	A	Iowa	70 73												
52	H	Arkansas	91 82												
16	A	South Dakota	59 64												

Non-Div I Games:

Iowa St.

Average RPI Win:	312	WON-LOST	WINNING	LAST 10	STRENGTH OF	OPP. STRENGTH	TEAM	ADJ.	CONF.	ADJ CONF.
Average RPI Loss:	190	RECORD	PCT. RANK	GAMES	SCHEDULE	OF SCHEDULE	RPI	RPI	RPI	RPI
DIV. I ONLY	1- 5	298	0- 0	190	342	320	320	28	28	
DIV. I NON-CONF.	1- 5	298	0- 0	190	342	320	320	28	28	
-----										
TOTALS	RPI 1-25	RPI 26-50	W-L RECORDS	RPI 51-100	RPI 101-150	RPI 150+				
1- 5	0- 1	0- 0	OVERALL	0- 0	0- 0	1- 4				
1- 1	0- 0	0- 0	HOME	0- 0	0- 0	1- 1				
0- 4	0- 1	0- 0	AWAY	0- 0	0- 0	0- 3				
0- 0	0- 0	0- 0	NEUTRAL	0- 0	0- 0	0- 0				
1- 5	0- 1	0- 0	NON-CONFERENCE	0- 0	0- 0	1- 4				
1- 1	0- 0	0- 0	HOME	0- 0	0- 0	1- 1				
0- 4	0- 1	0- 0	AWAY	0- 0	0- 0	0- 3				
0- 0	0- 0	0- 0	NEUTRAL	0- 0	0- 0	0- 0				
0- 0	0- 0	0- 0	CONFERENCE	0- 0	0- 0	0- 0				
0- 0	0- 0	0- 0	HOME	0- 0	0- 0	0- 0				
0- 0	0- 0	0- 0	AWAY	0- 0	0- 0	0- 0				
0- 0	0- 0	0- 0	NEUTRAL	0- 0	0- 0	0- 0				

RPI 1-25				RPI 26-50				RPI 51-100				RPI 101+ Team' s RPI : 320			
RPI	S	Opponent	Score	RPI	S	Opponent	Score	RPI	S	Opponent	Score	RPI	S	Opponent	Score
19	A	Mississippi St.	38 105									156	A	UT Arlington	63 99
												181	H	Southeastern La.	45 50
												253	A	Memphis	67 68
												312	H	Central Ark.	65 56
												343	A	Louisiana	61 68
LAST 12 Division I GAMES:															
156	A	UT Arlington	63 99	181	H	Southeastern La.	45 50	19	A	Mississippi St.	38 105	343	A	Louisiana	61 68
253	A	Memphis	67 68	312	H	Central Ark.	65 56								

Non-Div I Games: Spring Hill 105 57 Millsaps 88 38

Jackson St.

Average RPI Win:	347	WON-LOST	WINNING	LAST 10	STRENGTH OF	OPP. STRENGTH	TEAM	ADJ.	CONF.	ADJ CONF.
Average RPI Loss:	83	RECORD	PCT. RANK	GAMES	SCHEDULE	OF SCHEDULE	RPI	RPI	RPI	RPI
DIV. I ONLY	2- 5	260	0- 0	170	218	219	219	25	25	
DIV. I NON-CONF.	2- 5	260	0- 0	170	218	219	219	25	25	
-----										
TOTALS	RPI 1-25	RPI 26-50	W-L RECORDS	RPI 51-100	RPI 101-150	RPI 150+				
2- 5	0- 2	0- 1	OVERALL	0- 0	0- 1	2- 1				
0- 1	0- 0	0- 0	HOME	0- 0	0- 0	0- 1				
2- 3	0- 1	0- 1	AWAY	0- 0	0- 1	2- 0				
0- 1	0- 1	0- 0	NEUTRAL	0- 0	0- 0	0- 0				
2- 5	0- 2	0- 1	NON-CONFERENCE	0- 0	0- 1	2- 1				
0- 1	0- 0	0- 0	HOME	0- 0	0- 0	0- 1				
2- 3	0- 1	0- 1	AWAY	0- 0	0- 1	2- 0				
0- 1	0- 1	0- 0	NEUTRAL	0- 0	0- 0	0- 0				
0- 0	0- 0	0- 0	CONFERENCE	0- 0	0- 0	0- 0				
0- 0	0- 0	0- 0	HOME	0- 0	0- 0	0- 0				
0- 0	0- 0	0- 0	AWAY	0- 0	0- 0	0- 0				
0- 0	0- 0	0- 0	NEUTRAL	0- 0	0- 0	0- 0				

RPI 1-25				RPI 26-50				RPI 51-100				RPI 101+ Team's RPI: 219			
RPI	S	Opponent	Score	RPI	S	Opponent	Score	RPI	S	Opponent	Score	RPI	S	Opponent	Score
21	A	Florida St.	46 79	46	A	Texas A&M	53 73					102	A	Penn St.	61 80
22	N	Old Dominion	76 78									224	H	Bethune-Cookman	56 58
												346	A	Savannah St.	68 58
												347	A	Charleston So.	68 58
-----															
LAST 12 Division I GAMES:															
102	A	Penn St.	61 80	346	A	Savannah St.	68 58	21	A	Florida St.	46 79				
224	H	Bethune-Cookman	56 58	46	A	Texas A&M	53 73								
347	A	Charleston So.	68 58												
22	N	Old Dominion	76 78												

Non-Div I Games: Webber Int'l 73 39 Edward Waters 100 48

Jacksonville



Average RPI Win: **264**  
 Average RPI Loss: **169**

WON-LOST  
RECORD

WINNING  
PCT. RANK

LAST 10  
GAMES

STRENGTH OF  
SCHEDULE

OPP. STRENGTH  
OF SCHEDULE

TEAM  
RPI

ADJ.  
RPI

CONF.  
RPI

ADJ CONF.  
RPI

DIV. I ONLY	5- 3	115	0- 1	298	196	179	179	20	20
DIV. I NON-CONF.	5- 3	115	0- 1	298	196	179	179	20	20
<hr/>									
TOTALS	RPI 1-25	RPI 26-50	W-L RECORDS	RPI 51-100	RPI 101-150	RPI 150+			
5- 3	0- 0	0- 0	OVERALL	0- 0	0- 1	5- 2			
1- 0	0- 0	0- 0	HOME	0- 0	0- 0	1- 0			
4- 1	0- 0	0- 0	AWAY	0- 0	0- 0	4- 1			
0- 2	0- 0	0- 0	NEUTRAL	0- 0	0- 1	0- 1			
5- 3	0- 0	0- 0	NON-CONFERENCE	0- 0	0- 1	5- 2			
1- 0	0- 0	0- 0	HOME	0- 0	0- 0	1- 0			
4- 1	0- 0	0- 0	AWAY	0- 0	0- 0	4- 1			
0- 2	0- 0	0- 0	NEUTRAL	0- 0	0- 1	0- 1			
0- 0	0- 0	0- 0	CONFERENCE	0- 0	0- 0	0- 0			
0- 0	0- 0	0- 0	HOME	0- 0	0- 0	0- 0			
0- 0	0- 0	0- 0	AWAY	0- 0	0- 0	0- 0			
0- 0	0- 0	0- 0	NEUTRAL	0- 0	0- 0	0- 0			

RPI 1-25				RPI 26-50				RPI 51-100				RPI 101+				Team's RPI: 179
RPI	S	Opponent	Score	RPI	S	Opponent	Score	RPI	S	Opponent	Score	RPI	S	Opponent	Score	
												149	N	Harvard	62	69
												171	N	Washington St.	51	64
												187	A	Texas Tech	58	71
												195	H	Georgia St.	61	56
												234	A	Ole Miss	60	49
												255	A	Alabama A&M	55	48
												308	A	Florida A&M	62	31
												326	A	Lipscomb	58	46
<hr/>																
LAST 12 Division I GAMES:																
				234	A	Ole Miss	60	49				171	N	Washington St.	51	64
				149	N	Harvard	62	69				195	H	Georgia St.	61	56
				326	A	Lipscomb	58	46				255	A	Alabama A&M	55	48
				187	A	Texas Tech	58	71								
				308	A	Florida A&M	62	31								

Non-Div I Games: Montevallo 84 52

Jacksonville St.

Average RPI		Win: 226	WON-LOST	WINNING	LAST 10	STRENGTH OF		OPP. STRENGTH	TEAM	ADJ.	CONF.	ADJ CONF.
Loss: 107			RECORD	PCT. RANK	GAMES	SCHEDULE		OF SCHEDULE	RPI	RPI	RPI	RPI
DIV. I ONLY		6- 3		97	0- 1	243		130	113	113	12	12
DIV. I NON-CONF.		6- 3		97	0- 1	243		130	113	113	12	12
-----												
TOTALS		RPI 1-25		RPI 26-50		W-L RECORDS		RPI 51-100	RPI 101-150		RPI 150+	
6- 3		0- 0		0- 1		OVERALL		0- 1	1- 0		5- 1	
4- 0		0- 0		0- 0		HOME		0- 0	1- 0		3- 0	
2- 3		0- 0		0- 1		AWAY		0- 1	0- 0		2- 1	
0- 0		0- 0		0- 0		NEUTRAL		0- 0	0- 0		0- 0	
6- 3		0- 0		0- 1		NON-CONFERENCE		0- 1	1- 0		5- 1	
4- 0		0- 0		0- 0		HOME		0- 0	1- 0		3- 0	
2- 3		0- 0		0- 1		AWAY		0- 1	0- 0		2- 1	
0- 0		0- 0		0- 0		NEUTRAL		0- 0	0- 0		0- 0	
0- 0		0- 0		0- 0		CONFERENCE		0- 0	0- 0		0- 0	
0- 0		0- 0		0- 0		HOME		0- 0	0- 0		0- 0	
0- 0		0- 0		0- 0		AWAY		0- 0	0- 0		0- 0	
0- 0		0- 0		0- 0		NEUTRAL		0- 0	0- 0		0- 0	

RPI 1-25				RPI 26-50				RPI 51-100				RPI 101+ Team's RPI: 113			
RPI	S	Opponent	Score	RPI	S	Opponent	Score	RPI	S	Opponent	Score	RPI	S	Opponent	Score
				40	A	Maryland	63 87	68	A	Wake Forest	49 50	127	H	Dayton	68 55
												173	H	Winthrop	56 39
												182	H	Georgetown	69 57
												213	A	Hampton	65 72
												217	H	George Washington	50 37
												316	A	Liberty	74 53
												338	A	Delaware St.	103 57
LAST 12 Division I GAMES:															
				68	A	Wake Forest	49 50	40	A	Maryland	63 87	127	H	Dayton	68 55
				338	A	Delaware St.	103 57	316	A	Liberty	74 53	173	H	Winthrop	56 39
				217	H	George Washington	50 37	213	A	Hampton	65 72	182	H	Georgetown	69 57

Non-Div I Games:

James Madison

Average RPI Win: 186		WON-LOST RECORD	WINNING PCT. RANK	LAST 10 GAMES	STRENGTH OF SCHEDULE	OPP. STRENGTH OF SCHEDULE	TEAM RPI	ADJ. RPI	CONF. RPI	ADJ. CONF. RPI
Average RPI Loss: 110										
DIV. I ONLY		7- 1	34	1- 0	284	54	70	70	6	6
DIV. I NON-CONF.		7- 1	34	1- 0	284	54	70	70	6	6
TOTALS		RPI 1-25	RPI 26-50	W-L RECORDS	RPI 51-100	RPI 101-150	RPI 150+			
7- 1	0- 0		0- 0	OVERALL	1- 0	0- 1	6- 0			
6- 0	0- 0		0- 0	HOME	0- 0	0- 0	6- 0			
1- 1	0- 0		0- 0	AWAY	1- 0	0- 1	0- 0			
0- 0	0- 0		0- 0	NEUTRAL	0- 0	0- 0	0- 0			
7- 1	0- 0		0- 0	NON-CONFERENCE	1- 0	0- 1	6- 0			
6- 0	0- 0		0- 0	HOME	0- 0	0- 0	6- 0			
1- 1	0- 0		0- 0	AWAY	1- 0	0- 1	0- 0			
0- 0	0- 0		0- 0	NEUTRAL	0- 0	0- 0	0- 0			
0- 0	0- 0		0- 0	CONFERENCE	0- 0	0- 0	0- 0			
0- 0	0- 0		0- 0	HOME	0- 0	0- 0	0- 0			
0- 0	0- 0		0- 0	AWAY	0- 0	0- 0	0- 0			
0- 0	0- 0		0- 0	NEUTRAL	0- 0	0- 0	0- 0			

RPI 1-25				RPI 26-50				RPI 51-100				RPI 101+			
RPI	S	Opponent	Score	RPI	S	Opponent	Score	RPI	S	Opponent	Score	RPI	S	Opponent	Score
								82	A	LSU	68 61	110	A	Nebraska	52 58
												152	H	Oral Roberts	70 58
												157	H	George Mason	77 56
												166	H	UMKC	67 55
												241	H	Grambling	76 45
												251	H	Iona	75 44
												255	H	Alabama A&M	65 54
LAST 12 Division I Games:															
				241	H	Grambling	76 45	157	H	George Mason	77 56				
				110	A	Nebraska	52 58	255	H	Alabama A&M	65 54				
				82	A	LSU	68 61	152	H	Oral Roberts	70 58				
				251	H	Iona	75 44	166	H	UMKC	67 55				

Non-Div l Games:

Kansas

Average RPI Win:	170	WON-LOST	WINNING	LAST 10	STRENGTH OF	OPP. STRENGTH	TEAM	ADJ.	CONF.	ADJ CONF.
Average RPI Loss:	29	RECORD	PCT. RANK	GAMES	SCHEDULE	OF SCHEDULE	RPI	RPI	RPI	RPI

DIV. I ONLY	7- 3	87	0- 1	154	25	88	88	6	6
DIV. I NON-CONF.	7- 3	87	0- 1	154	25	88	88	6	6
-----									
TOTALS	RPI 1-25	RPI 26-50	W-L RECORDS	RPI 51-100	RPI 101-150	RPI 150+			
7- 3	0- 1	1- 2	OVERALL	0- 0	2- 0	4- 0			
5- 0	0- 0	1- 0	HOME	0- 0	0- 0	4- 0			
1- 0	0- 0	0- 0	AWAY	0- 0	1- 0	0- 0			
1- 3	0- 1	0- 2	NEUTRAL	0- 0	1- 0	0- 0			
7- 3	0- 1	1- 2	NON-CONFERENCE	0- 0	2- 0	4- 0			
5- 0	0- 0	1- 0	HOME	0- 0	0- 0	4- 0			
1- 0	0- 0	0- 0	AWAY	0- 0	1- 0	0- 0			
1- 3	0- 1	0- 2	NEUTRAL	0- 0	1- 0	0- 0			
0- 0	0- 0	0- 0	CONFERENCE	0- 0	0- 0	0- 0			
0- 0	0- 0	0- 0	HOME	0- 0	0- 0	0- 0			
0- 0	0- 0	0- 0	AWAY	0- 0	0- 0	0- 0			
0- 0	0- 0	0- 0	NEUTRAL	0- 0	0- 0	0- 0			

RPI S Opponent Score	RPI S Opponent Score	RPI S Opponent Score	RPI S Opponent Score
15 N Syracuse 61 70	26 N Arizona St. 51 65	130 N Princeton 80 61	
	35 H Lamar University 73 55	148 A Little Rock 53 47	
	45 N DePaul 59 79	163 H Vanderbilt 72 61	
		166 H UMKC 61 50	
		260 H Omaha 61 46	
		285 H North Texas 60 42	
LAST 12 Division I GAMES:			
35 H Lamar University 73 55	26 N Arizona St. 51 65		
163 H Vanderbilt 72 61	148 A Little Rock 53 47		
130 N Princeton 80 61	285 H North Texas 60 42		
45 N DePaul 59 79	260 H Omaha 61 46		
15 N Syracuse 61 70			
166 H UMKC 61 50			

Non-Div I Games:

Kansas St.

Average RPI Win:	218	WON-LOST	WINNING	LAST 10	STRENGTH OF	OPP. STRENGTH	TEAM	ADJ.	CONF.	ADJ CONF.
Average RPI Loss:	133	RECORD	PCT. RANK	GAMES	SCHEDULE	OF SCHEDULE	RPI	RPI	RPI	RPI

DIV. I ONLY	2- 8	283	0- 1	72	244	237	237	25	25
DIV. I NON-CONF.	2- 8	283	0- 1	72	244	237	237	25	25
TOTALS	RPI 1-25	RPI 26-50	W-L RECORDS	RPI 51-100	RPI 101-150	RPI 150+			
2- 8	0- 1	0- 0	OVERALL	0- 3	0- 1	2- 3			
2- 0	0- 0	0- 0	HOME	0- 0	0- 0	2- 0			
0- 5	0- 0	0- 0	AWAY	0- 2	0- 1	0- 2			
0- 3	0- 1	0- 0	NEUTRAL	0- 1	0- 0	0- 1			
2- 8	0- 1	0- 0	NON-CONFERENCE	0- 3	0- 1	2- 3			
2- 0	0- 0	0- 0	HOME	0- 0	0- 0	2- 0			
0- 5	0- 0	0- 0	AWAY	0- 2	0- 1	0- 2			
0- 3	0- 1	0- 0	NEUTRAL	0- 1	0- 0	0- 1			
0- 0	0- 0	0- 0	CONFERENCE	0- 0	0- 0	0- 0			
0- 0	0- 0	0- 0	HOME	0- 0	0- 0	0- 0			
0- 0	0- 0	0- 0	AWAY	0- 0	0- 0	0- 0			
0- 0	0- 0	0- 0	NEUTRAL	0- 0	0- 0	0- 0			

RPI S Opponent Score	RPI S Opponent Score	RPI S Opponent Score	RPI S Opponent Score
25 N Michigan St. 51 75		67 N Idaho St. 49 60	131 A Mercer 48 64
		72 A Georgia Tech 35 60	192 H Furman 74 63
		100 A Seton Hall 80 102	195 A Georgia St. 73 79
			197 A East Carolina 56 68
			244 H Ga. Southern 78 59
			276 N UMBC 53 57
Team's RPI: 237			
LAST 12 Division I GAMES:			
25 N Michigan St. 51 75	72 A Georgia Tech 35 60	195 A Georgia St. 73 79	
67 N Idaho St. 49 60	131 A Mercer 48 64		
197 A East Carolina 56 68	244 H Ga. Southern 78 59		
192 H Furman 74 63			
276 N UMBC 53 57			
100 A Seton Hall 80 102			

Non-Div I Games: Middle Ga. St. 80 70

Kennesaw St.

Average RPI Win: 241

Average RPI Loss: 48

WON-LOST  
RECORDWINNING  
PCT. RANKLAST 10  
GAMESSTRENGTH OF  
SCHEDULEOPP. STRENGTH  
OF SCHEDULETEAM  
RPIADJ.  
RPICONF.  
RPIADJ CONF.  
RPIDIV. I ONLY  
DIV. I NON-CONF.5- 4  
5- 4140  
1401- 0  
1- 0227  
22724  
24138  
138138  
13810  
1010  
10

TOTALS

RPI 1-25

RPI 26-50

W-L RECORDS

RPI 51-100

RPI 101-150

RPI 150+

5- 4 0- 1  
3- 1 0- 0  
2- 3 0- 1  
0- 0 0- 00- 2  
0- 1  
0- 1  
0- 0OVERALL  
HOME  
AWAY  
NEUTRAL0- 0  
0- 0  
0- 0  
0- 01- 1  
1- 0  
0- 1  
0- 04- 0  
2- 0  
2- 0  
0- 05- 4 0- 1  
3- 1 0- 0  
2- 3 0- 1  
0- 0 0- 00- 2  
0- 1  
0- 1  
0- 0NON-CONFERENCE  
HOME  
AWAY  
NEUTRAL0- 0  
0- 0  
0- 0  
0- 01- 1  
1- 0  
0- 1  
0- 04- 0  
2- 0  
2- 0  
0- 00- 0 0- 0  
0- 0 0- 0  
0- 0 0- 0  
0- 0 0- 00- 0  
0- 0  
0- 0  
0- 0CONFERENCE  
HOME  
AWAY  
NEUTRAL0- 0  
0- 0  
0- 0  
0- 00- 0  
0- 0  
0- 0  
0- 00- 0  
0- 0  
0- 0  
0- 0

RPI 1-25

RPI 26-50

RPI 51-100

RPI 101+

Team's RPI: 138

RPI S Opponent Score  
3 A NC State 61 78RPI S Opponent Score  
36 A North Carolina 60 73  
49 H Duquesne 72 77

RPI S Opponent Score

RPI S Opponent Score  
105 A Wright St. 55 61  
146 H Youngstown St. 62 34  
221 H Oakland 75 65  
245 A St. Bonaventure 76 64  
287 A Robert Morris 54 46  
304 H Northern Ky. 62 61

LAST 12 Division I GAMES:

304 H Northern Ky.	62	61	245 A St. Bonaventure	76	64
3 A NC State	61	78	287 A Robert Morris	54	46
36 A North Carolina	60	73	105 A Wright St.	55	61
			49 H Duquesne	72	77
			146 H Youngstown St.	62	34
			221 H Oakland	75	65

Kent St.

Kent St.

Non-Div I Games:

Kent St.

Loss, Non-Conf, S Site, H Home A Away N Neutral

Average RPI Win: 123

Average RPI Loss: 9

WON-LOST  
RECORDWINNING  
PCT. RANKLAST 10  
GAMESSTRENGTH OF  
SCHEDULEOPP. STRENGTH  
OF SCHEDULETEAM  
RPIADJ.  
RPICONF.  
RPIADJ CONF.  
RPIDIV. I ONLY  
DIV. I NON-CONF.10- 1  
10- 118  
181- 0  
1- 087  
876  
611  
1111  
115  
55  
5

TOTALS

RPI 1-25

RPI 26-50

W-L RECORDS

RPI 51-100

RPI 101-150

RPI 150+

10- 1

0- 1

2- 0

OVERALL

3- 0

0- 0

5- 0

7- 0

0- 0

0- 0

HOME

2- 0

0- 0

5- 0

0- 1

0- 1

0- 0

AWAY

0- 0

0- 0

0- 0

3- 0

0- 0

2- 0

NEUTRAL

1- 0

0- 0

0- 0

10- 1

0- 1

2- 0

NON-CONFERENCE

3- 0

0- 0

5- 0

7- 0

0- 0

0- 0

HOME

2- 0

0- 0

5- 0

0- 1

0- 1

0- 0

AWAY

0- 0

0- 0

0- 0

3- 0

0- 0

2- 0

NEUTRAL

1- 0

0- 0

0- 0

0- 0

0- 0

0- 0

CONFERENCE

0- 0

0- 0

0- 0

0- 0

0- 0

0- 0

HOME

0- 0

0- 0

0- 0

0- 0

0- 0

0- 0

AWAY

0- 0

0- 0

0- 0

0- 0

0- 0

0- 0

NEUTRAL

0- 0

0- 0

0- 0

RPI 1-25

Team's RPI: 11

RPI 26-50

RPI 51-100

RPI 101+

RPI	S	Opponent	Score
9	A	Louisville	75 80

RPI	S	Opponent	Score
28	N	UCLA	75 74
36	N	North Carolina	85 75

RPI	S	Opponent	Score
55	H	Middle Tenn.	72 55
84	H	Southern U.	91 41
87	N	South Fla.	85 63

RPI	S	Opponent	Score
151	H	Rhode Island	75 52
159	H	Virginia	63 51
177	H	Morehead St.	87 57
226	H	High Point	71 49
227	H	Alabama St.	87 35

LAST 12 Division I GAMES:

55	H	Middle Tenn.	72	55	177	H	Morehead St.	87	57
9	A	Louisville	75	80	36	N	North Carolina	85	75
151	H	Rhode Island	75	52	28	N	UCLA	75	74
84	H	Southern U.	91	41	87	N	South Fla.	85	63
227	H	Alabama St.	87	35	226	H	High Point	71	49
					159	H	Virginia	63	51

Non-Div I Games:

Kentucky

Average RPI	Win:	0	WON-LOST	WINNING	LAST 10	STRENGTH OF	OPP. STRENGTH	TEAM	ADJ.	CONF.	ADJ CONF.
Average RPI	Loss:	267	RECORD	PCT. RANK	GAMES	SCHEDULE	OF SCHEDULE	RPI	RPI	RPI	RPI
DIV. I ONLY		0- 9		330	0- 1	335	331	351	351	31	31
DIV. I NON-CONF.		0- 9		330	0- 1	335	331	351	351	31	31
<hr/>											
TOTALS	RPI 1-25		RPI 26-50		W-L RECORDS	RPI 51-100		RPI 101-150		RPI 150+	
0- 9	0- 0		0- 0		OVERALL	0- 1		0- 0		0- 8	
0- 3	0- 0		0- 0		HOME	0- 0		0- 0		0- 3	
0- 5	0- 0		0- 0		AWAY	0- 1		0- 0		0- 4	
0- 1	0- 0		0- 0		NEUTRAL	0- 0		0- 0		0- 1	
0- 9	0- 0		0- 0		NON-CONFERENCE	0- 1		0- 0		0- 8	
0- 3	0- 0		0- 0		HOME	0- 0		0- 0		0- 3	
0- 5	0- 0		0- 0		AWAY	0- 1		0- 0		0- 4	
0- 1	0- 0		0- 0		NEUTRAL	0- 0		0- 0		0- 1	
0- 0	0- 0		0- 0		CONFERENCE	0- 0		0- 0		0- 0	
0- 0	0- 0		0- 0		HOME	0- 0		0- 0		0- 0	
0- 0	0- 0		0- 0		AWAY	0- 0		0- 0		0- 0	
0- 0	0- 0		0- 0		NEUTRAL	0- 0		0- 0		0- 0	

RPI 1-25				RPI 26-50				RPI 51-100				RPI 101+ Team's RPI : 351					
RPI	S	Opponent	Score	RPI	S	Opponent	Score	RPI	S	Opponent	Score	RPI	S	Opponent	Score		
								64	A	Michigan	38	83	153	N	UC Irvine	71	84
												265	A	Fairfield	43	71	
												281	A	Saint Peter's	59	86	
												306	H	Army West Point	42	57	
												317	H	UMass Lowell	64	69	
												329	H	NJIT	51	72	
												341	A	Manhattan	46	61	
												344	A	Grand Canyon	62	65	
LAST 12 Division I GAMES:																	
329	H	NJIT	51	72	153	N	UC Irvine	71	84	281	A	Saint Peter's	59	86			
64	A	Michigan	38	83	265	A	Fairfield	43	71	306	H	Army West Point	42	57			
317	H	UMass Lowell	64	69	341	A	Manhattan	46	61								
344	A	Grand Canyon	62	65													

Non-Div I Games:

LIU Brooklyn



Average RPI Win:	155	WON-LOST	WINNING	LAST 10	STRENGTH OF	OPP. STRENGTH	TEAM	ADJ.	CONF.	ADJ CONF.
Average RPI Loss:	55	RECORD	PCT. RANK	GAMES	SCHEDULE	OF SCHEDULE	RPI	RPI	RPI	RPI
DIV. I ONLY	5- 3	115	0- 1	60	96	82	82	5	5	
DIV. I NON-CONF.	5- 3	115	0- 1	60	96	82	82	5	5	
-----										
TOTALS	RPI 1-25	RPI 26-50	W-L RECORDS	RPI 51-100	RPI 101-150	RPI 150+				
5- 3	1- 0	0- 1	OVERALL	1- 2	1- 0	2- 0				
4- 2	0- 0	0- 1	HOME	1- 1	1- 0	2- 0				
1- 1	1- 0	0- 0	AWAY	0- 1	0- 0	0- 0				
0- 0	0- 0	0- 0	NEUTRAL	0- 0	0- 0	0- 0				
5- 3	1- 0	0- 1	NON-CONFERENCE	1- 2	1- 0	2- 0				
4- 2	0- 0	0- 1	HOME	1- 1	1- 0	2- 0				
1- 1	1- 0	0- 0	AWAY	0- 1	0- 0	0- 0				
0- 0	0- 0	0- 0	NEUTRAL	0- 0	0- 0	0- 0				
0- 0	0- 0	0- 0	CONFERENCE	0- 0	0- 0	0- 0				
0- 0	0- 0	0- 0	HOME	0- 0	0- 0	0- 0				
0- 0	0- 0	0- 0	AWAY	0- 0	0- 0	0- 0				
0- 0	0- 0	0- 0	NEUTRAL	0- 0	0- 0	0- 0				

RPI 1-25				RPI 26-50				RPI 51-100				Team's RPI: 82				RPI 101+			
RPI	S	Opponent	Score	RPI	S	Opponent	Score	RPI	S	Opponent	Score	RPI	S	Opponent	Score	RPI	S	Opponent	Score
21	A	Florida St.	58 45	37	H	Tulane	54 56	58	H	Northern Colo.	62 57	148	H	Little Rock	60 45				
								59	A	Rutgers	43 57	212	H	Sam Houston St.	66 52				
								70	H	Kansas	61 68	335	H	McNeese	86 36				
LAST 12 Division I GAMES:																			
335	H	McNeese	86 36	59	A	Rutgers	43 57												
70	H	Kansas	61 68	212	H	Sam Houston St.	66 52												
148	H	Little Rock	60 45																
21	A	Florida St.	58 45																
37	H	Tulane	54 56																
58	H	Northern Colo.	62 57																

Non-Div I Games:

LSU

Average RPI Win: 294		WON-LOST	WINNING	LAST 10	STRENGTH OF	OPP. STRENGTH	TEAM	ADJ.	CONF.	ADJ CONF.
Average RPI Loss: 145		RECORD	PCT. RANK	GAMES	SCHEDULE	OF SCHEDULE	RPI	RPI	RPI	RPI
DIV. I ONLY		1- 9	325	0- 1	94	285	298	298	16	16
DIV. I NON-CONF.		1- 9	325	0- 1	94	285	298	298	16	16
-----										
TOTALS		RPI 1-25		RPI 26-50	W-L RECORDS		RPI 51-100	RPI 101-150	RPI 150+	
1- 9		0- 0		0- 1	OVERALL		0- 2	0- 3	1- 3	
1- 3		0- 0		0- 0	HOME		0- 1	0- 1	1- 1	
0- 6		0- 0		0- 1	AWAY		0- 1	0- 2	0- 2	
0- 0		0- 0		0- 0	NEUTRAL		0- 0	0- 0	0- 0	
1- 9		0- 0		0- 1	NON-CONFERENCE		0- 2	0- 3	1- 3	
1- 3		0- 0		0- 0	HOME		0- 1	0- 1	1- 1	
0- 6		0- 0		0- 1	AWAY		0- 1	0- 2	0- 2	
0- 0		0- 0		0- 0	NEUTRAL		0- 0	0- 0	0- 0	
0- 0		0- 0		0- 0	CONFERENCE		0- 0	0- 0	0- 0	
0- 0		0- 0		0- 0	HOME		0- 0	0- 0	0- 0	
0- 0		0- 0		0- 0	AWAY		0- 0	0- 0	0- 0	
0- 0		0- 0		0- 0	NEUTRAL		0- 0	0- 0	0- 0	

RPI 1-25				RPI 26-50				RPI 51-100				RPI 101+				Team's RPI: 298	
RPI	S	Opponent	Score	RPI	S	Opponent	Score	RPI	S	Opponent	Score	RPI	S	Opponent	Score		
				34	A	Villanova	68 81										
								83	H	St. John's (NY)	57 83	111	A	Penn	34 65		
								98	A	Oregon St.	46 100	143	H	Drexel	43 58		
												149	A	Harvard	43 88		
												196	A	Towson	68 92		
												204	H	Howard	54 57		
												287	A	Robert Morris	39 67		
												294	H	Norfolk St.	62 52		
LAST 12 Division I GAMES:																	
				34	A	Villanova	68 81	83	H	St. John's (NY)	57 83						
				196	A	Towson	68 92	294	H	Norfolk St.	62 52	111	A	Penn	34 65		
				149	A	Harvard	43 88	98	A	Oregon St.	46 100	143	H	Drexel	43 58		
				287	A	Robert Morris	39 67										
				204	H	Howard	54 57										

Non-Div I Games:

La Salle

Average RPI Win:	286	WON-LOST	WINNING	LAST 10	STRENGTH OF	OPP. STRENGTH	TEAM	ADJ.	CONF.	ADJ CONF.
Average RPI Loss:	186	RECORD	PCT. RANK	GAMES	SCHEDULE	OF SCHEDULE	RPI	RPI	RPI	RPI
DIV. I ONLY	4- 4	161	0- 1	334	220	278	278	19	19	
DIV. I NON-CONF.	4- 4	161	0- 1	334	220	278	278	19	19	
-----										
TOTALS	RPI 1-25	RPI 26-50	W-L RECORDS	RPI 51-100	RPI 101-150	RPI 150+				
4- 4	0- 0	0- 0	OVERALL	0- 0	0- 0	4- 4				
2- 1	0- 0	0- 0	HOME	0- 0	0- 0	2- 1				
2- 3	0- 0	0- 0	AWAY	0- 0	0- 0	2- 3				
0- 0	0- 0	0- 0	NEUTRAL	0- 0	0- 0	0- 0				
4- 4	0- 0	0- 0	NON-CONFERENCE	0- 0	0- 0	4- 4				
2- 1	0- 0	0- 0	HOME	0- 0	0- 0	2- 1				
2- 3	0- 0	0- 0	AWAY	0- 0	0- 0	2- 3				
0- 0	0- 0	0- 0	NEUTRAL	0- 0	0- 0	0- 0				
0- 0	0- 0	0- 0	CONFERENCE	0- 0	0- 0	0- 0				
0- 0	0- 0	0- 0	HOME	0- 0	0- 0	0- 0				
0- 0	0- 0	0- 0	AWAY	0- 0	0- 0	0- 0				
0- 0	0- 0	0- 0	NEUTRAL	0- 0	0- 0	0- 0				

RPI 1-25				RPI 26-50				RPI 51-100				RPI 101+ Team's RPI: 278			
RPI	S	Opponent	Score	RPI	S	Opponent	Score	RPI	S	Opponent	Score	RPI	S	Opponent	Score
												175	H	Ni chol l s St.	54 55
												181	A	Southeastern La.	42 49
												187	A	Texas Tech	42 86
												199	A	SMU	38 49
												201	A	New OrLeans	57 44
												266	H	Mi ssi ssi ppi Val .	72 65
												335	H	McNeese	69 60
												340	A	Northwestern St.	63 55
LAST 12 Division I GAMES:															
				181	A	Southeastern La.	42 49	175	H	Ni chol l s St.	54 55				
				199	A	SMU	38 49	266	H	Mi ssi ssi ppi Val .	72 65				
								340	A	Northwestern St.	63 55				
								201	A	New Orleans	57 44				
								335	H	McNeese	69 60				
								187	A	Texas Tech	42 86				

Non-Div I Games: LSU-Alexandria 93 62

La. -Monroe

Average RPI Win:	285	WON-LOST	WINNING	LAST 10	STRENGTH OF	OPP. STRENGTH	TEAM	ADJ.	CONF.	ADJ CONF.
Average RPI Loss:	275	RECORD	PCT. RANK	GAMES	SCHEDULE	OF SCHEDULE	RPI	RPI	RPI	RPI
DIV. I ONLY	5- 4	140	0- 1	351	206	324	324	23	23	
DIV. I NON-CONF.	5- 4	140	0- 1	351	206	324	324	23	23	
-----										
TOTALS	RPI 1-25	RPI 26-50	W-L RECORDS	RPI 51-100	RPI 101-150	RPI 150+				
5- 4	0- 0	0- 0	OVERALL	0- 0	0- 0	5- 4				
3- 1	0- 0	0- 0	HOME	0- 0	0- 0	3- 1				
2- 2	0- 0	0- 0	AWAY	0- 0	0- 0	2- 2				
0- 1	0- 0	0- 0	NEUTRAL	0- 0	0- 0	0- 1				
5- 4	0- 0	0- 0	NON-CONFERENCE	0- 0	0- 0	5- 4				
3- 1	0- 0	0- 0	HOME	0- 0	0- 0	3- 1				
2- 2	0- 0	0- 0	AWAY	0- 0	0- 0	2- 2				
0- 1	0- 0	0- 0	NEUTRAL	0- 0	0- 0	0- 1				
0- 0	0- 0	0- 0	CONFERENCE	0- 0	0- 0	0- 0				
0- 0	0- 0	0- 0	HOME	0- 0	0- 0	0- 0				
0- 0	0- 0	0- 0	AWAY	0- 0	0- 0	0- 0				
0- 0	0- 0	0- 0	NEUTRAL	0- 0	0- 0	0- 0				

RPI 1-25				RPI 26-50				RPI 51-100				RPI 101+				Team's RPI: 324	
RPI	S	Opponent	Score	RPI	S	Opponent	Score	RPI	S	Opponent	Score	RPI	S	Opponent	Score		
												191	H	Monmouth	73	69	
												208	N	Delaware	47	65	
												240	H	Binghamton	59	50	
												269	A	Fla. Atlantic	49	53	
												281	H	Saint Peter's	60	62	
												323	H	Albany (NY)	67	66	
												328	A	Wagner	66	43	
												341	A	Manhattan	49	60	
												342	A	Fairleigh Dickinson	63	57	
-----																	
LAST 12 Division I GAMES:																	
				208	N	Delaware	47	65				281	H	Saint Peter's	60	62	
				191	H	Monmouth	73	69				328	A	Wagner	66	43	
				341	A	Manhattan	49	60				240	H	Binghamton	59	50	
				323	H	Albany (NY)	67	66				342	A	Fairleigh Dickinson	63	57	
				269	A	Fla. Atlantic	49	53									

Non-Div I Games:

Lafayette

Average RPI Win: 195 WON-LOST WINNING LAST 10 STRENGTH OF OPP. STRENGTH TEAM ADJ. CONF. ADJ CONF.  
Average RPI Loss: 68 RECORD PCT. RANK GAMES SCHEDULE OF SCHEDULE RPI RPI RPI RPI

DIV. I ONLY	2- 4	237	0- 0	5	315	35	35	24	24
DIV. I NON-CONF.	2- 4	237	0- 0	5	315	35	35	24	24
TOTALS	RPI 1-25	RPI 26-50	W-L RECORDS	RPI 51-100	RPI 101-150	RPI 150+			
2- 4	0- 1	1- 0	OVERALL	0- 2	0- 1	1- 0			
0- 0	0- 0	0- 0	HOME	0- 0	0- 0	0- 0			
2- 3	0- 1	1- 0	AWAY	0- 1	0- 1	1- 0			
0- 1	0- 0	0- 0	NEUTRAL	0- 1	0- 0	0- 0			
2- 4	0- 1	1- 0	NON-CONFERENCE	0- 2	0- 1	1- 0			
0- 0	0- 0	0- 0	HOME	0- 0	0- 0	0- 0			
2- 3	0- 1	1- 0	AWAY	0- 1	0- 1	1- 0			
0- 1	0- 0	0- 0	NEUTRAL	0- 1	0- 0	0- 0			
0- 0	0- 0	0- 0	CONFERENCE	0- 0	0- 0	0- 0			
0- 0	0- 0	0- 0	HOME	0- 0	0- 0	0- 0			
0- 0	0- 0	0- 0	AWAY	0- 0	0- 0	0- 0			
0- 0	0- 0	0- 0	NEUTRAL	0- 0	0- 0	0- 0			

RPI S Opponent Score	RPI S Opponent Score	Team's RPI: 35	RPI S Opponent Score	RPI S Opponent Score
19 A Mississippi St. 53 104	46 A Texas A&M 74 68		62 N Ohio 62 87	103 A Denver 110 117
			88 A Kansas St. 55 73	343 A Louisiana 79 77
LAST 12 Division I GAMES:				
62 N Ohio 62 87	88 A Kansas St. 55 73			
103 A Denver 110 117	46 A Texas A&M 74 68			
19 A Mississippi St. 53 104				
343 A Louisiana 79 77				

Non-Div I Games: LeTourneau 104 27 Louisiana Col. 94 43 McMurry 100 37 Howard Payne 93 37 Lamar University

Average RPI Win:	241	WON-LOST	WINNING	LAST 10	STRENGTH OF	OPP. STRENGTH	TEAM	ADJ.	CONF.	ADJ CONF.
Average RPI Loss:	55	RECORD	PCT. RANK	GAMES	SCHEDULE	OF SCHEDULE	RPI	RPI	RPI	RPI

DIV. I ONLY	6- 2	66	0- 1	212	169	137	137	23	23
DIV. I NON-CONF.	6- 2	66	0- 1	212	169	137	137	23	23
-----									
TOTALS	RPI 1-25	RPI 26-50	W-L RECORDS	RPI 51-100	RPI 101-150	RPI 150+			
6- 2	0- 0	0- 1	OVERALL	0- 1	0- 0	6- 0			
4- 2	0- 0	0- 1	HOME	0- 1	0- 0	4- 0			
2- 0	0- 0	0- 0	AWAY	0- 0	0- 0	2- 0			
0- 0	0- 0	0- 0	NEUTRAL	0- 0	0- 0	0- 0			
6- 2	0- 0	0- 1	NON-CONFERENCE	0- 1	0- 0	6- 0			
4- 2	0- 0	0- 1	HOME	0- 1	0- 0	4- 0			
2- 0	0- 0	0- 0	AWAY	0- 0	0- 0	2- 0			
0- 0	0- 0	0- 0	NEUTRAL	0- 0	0- 0	0- 0			
0- 0	0- 0	0- 0	CONFERENCE	0- 0	0- 0	0- 0			
0- 0	0- 0	0- 0	HOME	0- 0	0- 0	0- 0			
0- 0	0- 0	0- 0	AWAY	0- 0	0- 0	0- 0			
0- 0	0- 0	0- 0	NEUTRAL	0- 0	0- 0	0- 0			

RPI 1-25	RPI 26-50	RPI 51-100	RPI 101+	Team's RPI: 137
RPI S Opponent Score	RPI S Opponent Score	RPI S Opponent Score	RPI S Opponent Score	
	34 H Villanova 48 70	75 H Charlotte 60 62	191 H Monmouth 63 48	
			211 H Sacred Heart 70 66	
			240 A Binghamton 65 55	
			252 A Central Conn. St. 88 62	
			258 H Cornell 67 54	
			294 H Norfolk St. 62 41	
LAST 12 Division I GAMES:				
	75 H Charlotte 60 62	258 H Cornell 67 54		
	211 H Sacred Heart 70 66	294 H Norfolk St. 62 41		
		240 A Binghamton 65 55		
		34 H Villanova 48 70		
		191 H Monmouth 63 48		
		252 A Central Conn. St. 88 62		

Non-Div I Games: Kutztown 73 39

Lehigh

Average RPI	Win: 280	WON-LOST	WINNING	LAST 10	STRENGTH OF	OPP. STRENGTH	TEAM	ADJ.	CONF.	ADJ CONF.
Average RPI	Loss: 175	RECORD	PCT. RANK	GAMES	SCHEDULE	OF SCHEDULE	RPI	RPI	RPI	RPI
DIV. I ONLY	2- 8	283	0- 1	278	226	316	316	25	25	
DIV. I NON-CONF.	2- 8	283	0- 1	278	226	316	316	25	25	
-----										
TOTALS	RPI 1-25	RPI 26-50	W-L RECORDS	RPI 51-100	RPI 101-150	RPI 150+				
2- 8	0- 0	0- 1	OVERALL	0- 1	0- 2	2- 4				
1- 2	0- 0	0- 1	HOME	0- 0	0- 1	1- 0				
1- 4	0- 0	0- 0	AWAY	0- 0	0- 1	1- 3				
0- 2	0- 0	0- 0	NEUTRAL	0- 1	0- 0	0- 1				
2- 8	0- 0	0- 1	NON-CONFERENCE	0- 1	0- 2	2- 4				
1- 2	0- 0	0- 1	HOME	0- 0	0- 1	1- 0				
1- 4	0- 0	0- 0	AWAY	0- 0	0- 1	1- 3				
0- 2	0- 0	0- 0	NEUTRAL	0- 1	0- 0	0- 1				
0- 0	0- 0	0- 0	CONFERENCE	0- 0	0- 0	0- 0				
0- 0	0- 0	0- 0	HOME	0- 0	0- 0	0- 0				
0- 0	0- 0	0- 0	AWAY	0- 0	0- 0	0- 0				
0- 0	0- 0	0- 0	NEUTRAL	0- 0	0- 0	0- 0				

RPI 1-25				RPI 26-50				RPI 51-100				RPI 101+				Team's RPI: 316	
RPI	S	Opponent	Score	RPI	S	Opponent	Score	RPI	S	Opponent	Score	RPI	S	Opponent	Score		
				33	H	Virginia Tech	61 72					75	N	Charlotte	61 63		

Non-Div I Games:

Liberty

Average RPI Win:	279	WON-LOST	WINNING	LAST 10	STRENGTH OF	OPP. STRENGTH	TEAM	ADJ.	CONF.	ADJ CONF.
Average RPI Loss:	183	RECORD	PCT. RANK	GAMES	SCHEDULE	OF SCHEDULE	RPI	RPI	RPI	RPI
DIV. I ONLY	2- 8	283	0- 1	302	224	326	326	25	25	
DIV. I NON-CONF.	2- 8	283	0- 1	302	224	326	326	25	25	
-----										
TOTALS	RPI 1-25	RPI 26-50	W-L RECORDS	RPI 51-100	RPI 101-150	RPI 150+				
2- 8	0- 0	0- 1	OVERALL	0- 2	0- 1	2- 4				
1- 3	0- 0	0- 0	HOME	0- 1	0- 0	1- 2				
1- 5	0- 0	0- 1	AWAY	0- 1	0- 1	1- 2				
0- 0	0- 0	0- 0	NEUTRAL	0- 0	0- 0	0- 0				
2- 8	0- 0	0- 1	NON-CONFERENCE	0- 2	0- 1	2- 4				
1- 3	0- 0	0- 0	HOME	0- 1	0- 0	1- 2				
1- 5	0- 0	0- 1	AWAY	0- 1	0- 1	1- 2				
0- 0	0- 0	0- 0	NEUTRAL	0- 0	0- 0	0- 0				
0- 0	0- 0	0- 0	CONFERENCE	0- 0	0- 0	0- 0				
0- 0	0- 0	0- 0	HOME	0- 0	0- 0	0- 0				
0- 0	0- 0	0- 0	AWAY	0- 0	0- 0	0- 0				
0- 0	0- 0	0- 0	NEUTRAL	0- 0	0- 0	0- 0				

RPI 1-25				RPI 26-50				RPI 51-100				RPI 101+ Team's RPI: 326			
RPI	S	Opponent	Score	RPI	S	Opponent	Score	RPI	S	Opponent	Score	RPI	S	Opponent	Score
47	A	Belmont	43 83	66	H	UT Martin	53 62	145	A	Cincinnati	55 71	179	H	Jacksonville St.	46 58
				96	A	Clemson	26 68	255	A	Alabama A&M	62 58	283	H	Col. of Charleston	63 65
								301	A	Murray St.	61 97	302	H	Tennessee St.	64 62
								345	A	Austin Peay	58 70				
LAST 12 Division I GAMES:															
47	A	Belmont	43 83	283	H	Col. of Charleston	63 65								
345	A	Austin Peay	58 70	66	H	UT Martin	53 62								
145	A	Cincinnati	55 71	96	A	Clemson	26 68								
301	A	Murray St.	61 97	302	H	Tennessee St.	64 62								
179	H	Jacksonville St.	46 58												
255	A	Alabama A&M	62 58												

Non-Div I Games:

Lipscomb



Average RPI	Win: 166	WON-LOST	WINNING	LAST 10	STRENGTH OF	OPP. STRENGTH	TEAM	ADJ.	CONF.	ADJ CONF.
Average RPI	Loss: 92	RECORD	PCT. RANK	GAMES	SCHEDULE	OF SCHEDULE	RPI	RPI	RPI	RPI
DIV. I ONLY	3- 6	237	1- 0	30	144	148	148	19	19	
DIV. I NON-CONF.	3- 6	237	1- 0	30	144	148	148	19	19	
-----										
TOTALS	RPI 1-25	RPI 26-50	W-L RECORDS	RPI 51-100	RPI 101-150	RPI 150+				
3- 6	0- 1	0- 1	OVERALL	1- 2	0- 1	2- 1				
1- 5	0- 1	0- 1	HOME	0- 1	0- 1	1- 1				
2- 1	0- 0	0- 0	AWAY	1- 1	0- 0	1- 0				
0- 0	0- 0	0- 0	NEUTRAL	0- 0	0- 0	0- 0				
3- 6	0- 1	0- 1	NON-CONFERENCE	1- 2	0- 1	2- 1				
1- 5	0- 1	0- 1	HOME	0- 1	0- 1	1- 1				
2- 1	0- 0	0- 0	AWAY	1- 1	0- 0	1- 0				
0- 0	0- 0	0- 0	NEUTRAL	0- 0	0- 0	0- 0				
0- 0	0- 0	0- 0	CONFERENCE	0- 0	0- 0	0- 0				
0- 0	0- 0	0- 0	HOME	0- 0	0- 0	0- 0				
0- 0	0- 0	0- 0	AWAY	0- 0	0- 0	0- 0				
0- 0	0- 0	0- 0	NEUTRAL	0- 0	0- 0	0- 0				

RPI 1-25				RPI 26-50				RPI 51-100				RPI 101+				Team's RPI: 148
RPI	S	Opponent	Score	RPI	S	Opponent	Score	RPI	S	Opponent	Score	RPI	S	Opponent	Score	
19	H	Mississippi St.	63 98	46	H	Texas A&M	40 61	65	A	Louisiana Tech	69 58	108	H	Rice	65 79	
								82	A	LSU	45 60	165	A	Tulsa	63 53	
								88	H	Kansas St.	47 53	207	H	Western Ky.	56 68	
												269	H	Fla. Atlantic	61 38	
-----																
LAST 12 Division I GAMES:																
				82	A	LSU	45 60	165	A	Tulsa	63 53					
				46	H	Texas A&M	40 61	88	H	Kansas St.	47 53					
				108	H	Rice	65 79	207	H	Western Ky.	56 68					
				269	H	Fla. Atlantic	61 38	19	H	Mississippi St.	63 98					
				65	A	Louisiana Tech	69 58									

Non-Div I Games:

Little Rock

Average RPI Win:

267

Average RPI Loss:

117

WON-LOST  
RECORDWINNING  
PCT. RANKLAST 10  
GAMESSTRENGTH OF  
SCHEDULEOPP. STRENGTH  
OF SCHEDULETEAM  
RPIADJ.  
RPICONF.  
RPIADJ CONF.  
RPIDIV. I ONLY  
DIV. I NON-CONF.2- 10  
2- 10298  
2981- 0  
1- 086  
86230  
230274  
274274  
27421  
2121  
21

TOTALS

RPI 1-25

RPI 26-50

W-L RECORDS

RPI 51-100

RPI 101-150

RPI 150+

2- 10

0- 1

0- 0

OVERALL

0- 5

0- 1

2- 3

2- 6

0- 0

0- 0

HOME

0- 2

0- 1

2- 3

0- 4

0- 1

0- 0

AWAY

0- 3

0- 0

0- 0

0- 0

0- 0

0- 0

NEUTRAL

0- 0

0- 0

0- 0

2- 10

0- 1

0- 0

NON-CONFERENCE

0- 5

0- 1

2- 3

2- 6

0- 0

0- 0

HOME

0- 2

0- 1

2- 3

0- 4

0- 1

0- 0

AWAY

0- 3

0- 0

0- 0

0- 0

0- 0

0- 0

NEUTRAL

0- 0

0- 0

0- 0

0- 0

0- 0

0- 0

CONFERENCE

0- 0

0- 0

0- 0

0- 0

0- 0

0- 0

HOME

0- 0

0- 0

0- 0

0- 0

0- 0

0- 0

AWAY

0- 0

0- 0

0- 0

0- 0

0- 0

0- 0

NEUTRAL

0- 0

0- 0

0- 0

RPI 1-25

RPI 26-50

RPI 51-100

RPI 101+

Team's RPI: 274

RPI	S	Opponent	Score
6	A	Oregon	48 110

RPI	S	Opponent	Score
-----	---	----------	-------

RPI	S	Opponent	Score
53	H	Southern California	50 86
79	A	Loyola Marymount	62 71
81	H	UNI	64 71
94	A	Montana St.	62 85
99	A	Utah	59 82

RPI	S	Opponent	Score
101	H	Arizona	43 70
174	H	San Diego	56 60
190	H	Idaho	70 63
198	H	Nevada	67 76
289	H	California Baptist	83 85
344	H	Grand Canyon	57 50

LAST 12 Division I GAMES:

344	H	Grand Canyon	57	50	79	A	Loyola Marymount	62	71
81	H	UNI	64	71	101	H	Arizona	43	70
198	H	Nevada	67	76	174	H	San Diego	56	60
99	A	Utah	59	82	6	A	Oregon	48	110
53	H	Southern California	50	86	94	A	Montana St.	62	85
289	H	California Baptist	83	85	190	H	Idaho	70	63

Non-Div I Games:

Long Beach St.

Loss, 
 Non-Conf, 
 S Site, 
 H Home 
 A Away 
 N Neutral

Average RPI Win: 315		WON-LOST	WINNING	LAST 10	STRENGTH OF		OPP. STRENGTH	TEAM	ADJ.	CONF.	ADJ CONF.
Loss: 230		RECORD	PCT. RANK	GAMES	SCHEDULE		OF SCHEDULE	RPI	RPI	RPI	RPI
DIV. I ONLY		1- 6	302	0- 1	346		263	349	349	29	29
DIV. I NON-CONF.		1- 6	302	0- 1	346		263	349	349	29	29
TOTALS		RPI 1-25	RPI 26-50	W-L RECORDS		RPI 51-100	RPI 101-150	RPI 150+			
1- 6	0- 0		0- 0	OVERALL		0- 1	0- 0	1- 5			
1- 4	0- 0		0- 0	HOME		0- 0	0- 0	1- 4			
0- 2	0- 0		0- 0	AWAY		0- 1	0- 0	0- 1			
0- 0	0- 0		0- 0	NEUTRAL		0- 0	0- 0	0- 0			
1- 6	0- 0		0- 0	NON-CONFERENCE		0- 1	0- 0	1- 5			
1- 4	0- 0		0- 0	HOME		0- 0	0- 0	1- 4			
0- 2	0- 0		0- 0	AWAY		0- 1	0- 0	0- 1			
0- 0	0- 0		0- 0	NEUTRAL		0- 0	0- 0	0- 0			
0- 0	0- 0		0- 0	CONFERENCE		0- 0	0- 0	0- 0			
0- 0	0- 0		0- 0	HOME		0- 0	0- 0	0- 0			
0- 0	0- 0		0- 0	AWAY		0- 0	0- 0	0- 0			
0- 0	0- 0		0- 0	NEUTRAL		0- 0	0- 0	0- 0			

RPI 1-25				RPI 26-50				RPI 51-100				RPI 101+ Team's RPI : 349					
RPI	S	Opponent	Score	RPI	S	Opponent	Score	RPI	S	Opponent	Score	RPI	S	Opponent	Score		
								73	A	VCU	55	84	178	H	Eastern Mi ch.	45	64
													242	H	Wofford	72	101
													263	H	Saint Francis (PA)	88	91
													294	A	Norfol k St.	42	74
													315	H	UMES	83	71
													328	H	Wagner	60	86
LAST 12 Division I GAMES:																	
				178	H	Eastern Mi ch.	45	64					294	A	Norfol k St.	42	74
													242	H	Wofford	72	101
													263	H	Saint Francis (PA)	88	91
													315	H	UMES	83	71
													328	H	Wagner	60	86
													73	A	VCU	55	84

### Non-Div I Games:

Longwood



Average RPI Win:	180	WON-LOST	WINNING	LAST 10	STRENGTH OF	OPP. STRENGTH	TEAM	ADJ.	CONF.	ADJ CONF.
Average RPI Loss:	141	RECORD	PCT. RANK	GAMES	SCHEDULE	OF SCHEDULE	RPI	RPI	RPI	RPI

DIV. I ONLY	6- 3	97	1- 0	110	123	65	65	18	18
DIV. I NON-CONF.	6- 3	97	1- 0	110	123	65	65	18	18
-----									
TOTALS	RPI 1-25	RPI 26-50	W-L RECORDS	RPI 51-100	RPI 101-150	RPI 150+			
6- 3	0- 0	0- 1	OVERALL	0- 0	2- 1	4- 1			
3- 1	0- 0	0- 0	HOME	0- 0	1- 1	2- 0			
2- 2	0- 0	0- 1	AWAY	0- 0	0- 0	2- 1			
1- 0	0- 0	0- 0	NEUTRAL	0- 0	1- 0	0- 0			
6- 3	0- 0	0- 1	NON-CONFERENCE	0- 0	2- 1	4- 1			
3- 1	0- 0	0- 0	HOME	0- 0	1- 1	2- 0			
2- 2	0- 0	0- 1	AWAY	0- 0	0- 0	2- 1			
1- 0	0- 0	0- 0	NEUTRAL	0- 0	1- 0	0- 0			
0- 0	0- 0	0- 0	CONFERENCE	0- 0	0- 0	0- 0			
0- 0	0- 0	0- 0	HOME	0- 0	0- 0	0- 0			
0- 0	0- 0	0- 0	AWAY	0- 0	0- 0	0- 0			
0- 0	0- 0	0- 0	NEUTRAL	0- 0	0- 0	0- 0			

RPI 1-25	RPI 26-50	RPI 51-100	Team's RPI: 65	RPI 101+
RPI S Opponent Score	RPI S Opponent Score	RPI S Opponent Score		RPI S Opponent Score
	26 A Arizona St. 44 80			115 N Al abama 79 62
				129 H Houston 100 88
				148 H Little Rock 58 69
				170 A Arkansas St. 80 70
				181 H Southeastern La. 72 53
				234 H Ole Mi ss 80 71
				248 A Wi chi ta St. 56 70
				253 A Memphi s 66 50
LAST 12 Division I GAMES:				
248 A Wi chi ta St. 56 70	115 N Al abama 79 62			
170 A Arkansas St. 80 70	234 H Ole Mi ss 80 71			
253 A Memphi s 66 50	181 H Southeastern La. 72 53			
129 H Houston 100 88	26 A Ari zona St. 44 80			
148 H Little Rock 58 69				

Non-Div I Games: LSU-Alexandria 112 70

Louisiana Tech

Average RPI Win:	139	WON-LOST	WINNING	LAST 10	STRENGTH OF	OPP. STRENGTH	TEAM	ADJ.	CONF.	ADJ CONF.
Average RPI Loss:	0	RECORD	PCT. RANK	GAMES	SCHEDULE	OF SCHEDULE	RPI	RPI	RPI	RPI
DIV. I ONLY	11- 0	1	1- 0	95	58	9	9	1	1	
DIV. I NON-CONF.	11- 0	1	1- 0	95	58	9	9	1	1	
-----										
TOTALS	RPI 1-25	RPI 26-50	W-L RECORDS	RPI 51-100	RPI 101-150	RPI 150+				
11- 0	1- 0	1- 0	OVERALL	2- 0	3- 0	4- 0				
6- 0	1- 0	0- 0	HOME	1- 0	1- 0	3- 0				
3- 0	0- 0	0- 0	AWAY	1- 0	1- 0	1- 0				
2- 0	0- 0	1- 0	NEUTRAL	0- 0	1- 0	0- 0				
11- 0	1- 0	1- 0	NON-CONFERENCE	2- 0	3- 0	4- 0				
6- 0	1- 0	0- 0	HOME	1- 0	1- 0	3- 0				
3- 0	0- 0	0- 0	AWAY	1- 0	1- 0	1- 0				
2- 0	0- 0	1- 0	NEUTRAL	0- 0	1- 0	0- 0				
0- 0	0- 0	0- 0	CONFERENCE	0- 0	0- 0	0- 0				
0- 0	0- 0	0- 0	HOME	0- 0	0- 0	0- 0				
0- 0	0- 0	0- 0	AWAY	0- 0	0- 0	0- 0				
0- 0	0- 0	0- 0	NEUTRAL	0- 0	0- 0	0- 0				

RPI S Opponent Score	RPI S Opponent Score	RPI S Opponent Score	RPI S Opponent Score
11 H Kentucky 80 75	26 N Arizona St. 58 56	66 H UT Martin 102 62	110 H Nebraska 85 68
		90 A Boise St. 74 55	119 N Hartford 86 69
			132 A Chattanooga 75 49
			158 H Miami (OH) 95 73
			207 A Western Ky. 102 80
			302 H Tennessee St. 107 52
			304 H Northern Ky. 92 59
LAST 12 Division I GAMES:			
304 H Northern Ky. 92 59	11 H Kentucky 80 75	66 H UT Martin 102 62	302 H Tennessee St. 107 52
26 N Arizona St. 58 56			110 H Nebraska 85 68
90 A Boise St. 74 55			158 H Miami (OH) 95 73
132 A Chattanooga 75 49			119 N Hartford 86 69
207 A Western Ky. 102 80			

Non-Div I Games:

Louisville

Average RPI Win: 286		WON-LOST	WINNING	LAST 10	STRENGTH OF	OPP. STRENGTH	TEAM	ADJ.	CONF.	ADJ CONF.
Average RPI Loss: 143		RECORD	PCT. RANK	GAMES	SCHEDULE	OF SCHEDULE	RPI	RPI	RPI	RPI
DIV. I ONLY		6- 4	122	0- 1	317	203	229	229	15	15
DIV. I NON-CONF.		6- 4	122	0- 1	317	203	229	229	15	15
-----										
TOTALS		RPI 1-25		RPI 26-50	W-L RECORDS		RPI 51-100	RPI 101-150	RPI 150+	
6- 4		0- 0		0- 0	OVERALL		0- 1	0- 1	6- 2	
4- 1		0- 0		0- 0	HOME		0- 0	0- 0	4- 1	
2- 3		0- 0		0- 0	AWAY		0- 1	0- 1	2- 1	
0- 0		0- 0		0- 0	NEUTRAL		0- 0	0- 0	0- 0	
6- 4		0- 0		0- 0	NON-CONFERENCE		0- 1	0- 1	6- 2	
4- 1		0- 0		0- 0	HOME		0- 0	0- 0	4- 1	
2- 3		0- 0		0- 0	AWAY		0- 1	0- 1	2- 1	
0- 0		0- 0		0- 0	NEUTRAL		0- 0	0- 0	0- 0	
0- 0		0- 0		0- 0	CONFERENCE		0- 0	0- 0	0- 0	
0- 0		0- 0		0- 0	HOME		0- 0	0- 0	0- 0	
0- 0		0- 0		0- 0	AWAY		0- 0	0- 0	0- 0	
0- 0		0- 0		0- 0	NEUTRAL		0- 0	0- 0	0- 0	

RPI 1-25				RPI 26-50				RPI 51-100				RPI 101+ Team's RPI: 229			
RPI	S	Opponent	Score	RPI	S	Opponent	Score	RPI	S	Opponent	Score	RPI	S	Opponent	Score
								93	A	Purdue	41 65	146	A	Youngstown St.	63 74
												166	H	UMKC	74 88
												167	A	Bowling Green	74 88
												218	H	SIUE	56 43
												236	A	UIC	75 60
												297	H	Detroit Mercy	52 43
												300	A	Western Mi ch.	64 53
												332	H	Purdue Fort Wayne	81 67
												334	H	Chi cago St.	76 40
-----															
LAST 12 Division I GAMES:															
				166	H	UMKC	74 88	218	H	SIUE	56 43				
				93	A	Purdue	41 65	300	A	Western Mi ch.	64 53				
				297	H	Detroit Mercy	52 43	332	H	Purdue Fort Wayne	81 67				
				146	A	Youngstown St.	63 74	334	H	Chi cago St.	76 40				
								167	A	Bowling Green	74 88				
								236	A	UIC	75 60				

Non-Div I Games:

Loyol a Chi cago

Average RPI	Win:	0	WON-LOST	WINNING	LAST 10	STRENGTH OF	OPP. STRENGTH	TEAM	ADJ.	CONF.	ADJ CONF.
Average RPI	Loss:	185	RECORD	PCT. RANK	GAMES	SCHEDULE	OF SCHEDULE	RPI	RPI	RPI	RPI
DIV. I ONLY		0- 10	330	0- 1	105	321	322	322	23	23	
DIV. I NON-CONF.		0- 10	330	0- 1	105	321	322	322	23	23	
-----											
TOTALS	RPI 1-25		RPI 26-50		W-L RECORDS	RPI 51-100		RPI 101-150		RPI 150+	
0- 10	0- 0		0- 1		OVERALL	0- 0		0- 2		0- 7	
0- 3	0- 0		0- 0		HOME	0- 0		0- 1		0- 2	
0- 6	0- 0		0- 1		AWAY	0- 0		0- 0		0- 5	
0- 1	0- 0		0- 0		NEUTRAL	0- 0		0- 1		0- 0	
0- 10	0- 0		0- 1		NON-CONFERENCE	0- 0		0- 2		0- 7	
0- 3	0- 0		0- 0		HOME	0- 0		0- 1		0- 2	
0- 6	0- 0		0- 1		AWAY	0- 0		0- 0		0- 5	
0- 1	0- 0		0- 0		NEUTRAL	0- 0		0- 1		0- 0	
0- 0	0- 0		0- 0		CONFERENCE	0- 0		0- 0		0- 0	
0- 0	0- 0		0- 0		HOME	0- 0		0- 0		0- 0	
0- 0	0- 0		0- 0		AWAY	0- 0		0- 0		0- 0	
0- 0	0- 0		0- 0		NEUTRAL	0- 0		0- 0		0- 0	

RPI 1-25				RPI 26-50				RPI 51-100				RPI 101+ Team's RPI: 322			
RPI	S	Opponent	Score	RPI	S	Opponent	Score	RPI	S	Opponent	Score	RPI	S	Opponent	Score
				40	A	Maryland	48 83					122	N	Boston College	47 73
												128	H	Mt. St. Mary's	67 77
												157	A	George Mason	38 70
												169	H	William & Mary	49 65
												182	A	Georgetown	30 45
												196	A	Towson	57 62
												256	A	Dartmouth	41 54
												290	H	St. Francis Brooklyn	70 75
												305	A	Saint Joseph's	46 49
-----															
LAST 12 Division I GAMES:															
				305	A	Saint Joseph's	46 49	128	H	Mt. St. Mary's	67 77				
				40	A	Maryland	48 83	122	N	Boston College	47 73				
				290	H	St. Francis Brooklyn	70 75	169	H	William & Mary	49 65				
				196	A	Towson	57 62	182	A	Georgetown	30 45				
								256	A	Dartmouth	41 54				
								157	A	George Mason	38 70				

Non-Div I Games:

Loyola Maryland



Average RPI Win:	169	WON-LOST	WINNING	LAST 10	STRENGTH OF	OPP. STRENGTH	TEAM	ADJ.	CONF.	ADJ CONF.
Average RPI Loss:	123	RECORD	PCT. RANK	GAMES	SCHEDULE	OF SCHEDULE	RPI	RPI	RPI	RPI
DIV. I ONLY	7- 2	56	1- 0	220	60	79	79	7	7	
DIV. I NON-CONF.	7- 2	56	1- 0	220	60	79	79	7	7	
-----										
TOTALS	RPI 1-25	RPI 26-50	W-L RECORDS	RPI 51-100	RPI 101-150	RPI 150+				
7- 2	0- 0	1- 0	OVERALL	1- 0	2- 2	3- 0				
4- 1	0- 0	1- 0	HOME	1- 0	0- 1	2- 0				
3- 1	0- 0	0- 0	AWAY	0- 0	2- 1	1- 0				
0- 0	0- 0	0- 0	NEUTRAL	0- 0	0- 0	0- 0				
7- 2	0- 0	1- 0	NON-CONFERENCE	1- 0	2- 2	3- 0				
4- 1	0- 0	1- 0	HOME	1- 0	0- 1	2- 0				
3- 1	0- 0	0- 0	AWAY	0- 0	2- 1	1- 0				
0- 0	0- 0	0- 0	NEUTRAL	0- 0	0- 0	0- 0				
0- 0	0- 0	0- 0	CONFERENCE	0- 0	0- 0	0- 0				
0- 0	0- 0	0- 0	HOME	0- 0	0- 0	0- 0				
0- 0	0- 0	0- 0	AWAY	0- 0	0- 0	0- 0				
0- 0	0- 0	0- 0	NEUTRAL	0- 0	0- 0	0- 0				

RPI 1-25				RPI 26-50				RPI 51-100				RPI 101+			
RPI	S	Opponent	Score	RPI	S	Opponent	Score	RPI	S	Opponent	Score	RPI	S	Opponent	Score
				28	H	UCLA	69 63	86	H	UC Davis	60 53	101	A	Arizona	66 64
												103	A	Denver	75 104
												126	A	CSUN	72 53
												142	H	Northern Ariz.	62 63
												274	H	Long Beach St.	71 62
												282	A	UC Santa Barbara	70 57
												287	H	Robert Morris	61 53
LAST 12 Division I GAMES:															
				287	H	Robert Morris	61 53	282	A	UC Santa Barbara	70 57				
				274	H	Long Beach St.	71 62	101	A	Arizona	66 64				
				126	A	CSUN	72 53	28	H	UCLA	69 63				
				103	A	Denver	75 104								
				86	H	UC Davis	60 53								
				142	H	Northern Ariz.	62 63								

Non-Div I Games:

Loyola Marymount

Average RPI	Win:	174	WON-LOST	WINNING	LAST 10	STRENGTH OF	OPP. STRENGTH	TEAM	ADJ.	CONF.	ADJ CONF.
Average RPI	Loss:	25	RECORD	PCT. RANK	GAMES	SCHEDULE	OF SCHEDULE	RPI	RPI	RPI	RPI
DIV. I ONLY		7- 3		87	0- 1	83		95	38	38	22
DIV. I NON-CONF.		7- 3		87	0- 1	83		95	38	38	22
-----											
TOTALS	RPI 1-25		RPI 26-50		W-L RECORDS	RPI 51-100		RPI 101-150		RPI 150+	
7- 3	0- 1		1- 2		OVERALL	1- 0		2- 0		3- 0	
2- 1	0- 0		0- 1		HOME	1- 0		0- 0		1- 0	
3- 2	0- 1		1- 1		AWAY	0- 0		1- 0		1- 0	
2- 0	0- 0		0- 0		NEUTRAL	0- 0		1- 0		1- 0	
7- 3	0- 1		1- 2		NON-CONFERENCE	1- 0		2- 0		3- 0	
2- 1	0- 0		0- 1		HOME	1- 0		0- 0		1- 0	
3- 2	0- 1		1- 1		AWAY	0- 0		1- 0		1- 0	
2- 0	0- 0		0- 0		NEUTRAL	0- 0		1- 0		1- 0	
0- 0	0- 0		0- 0		CONFERENCE	0- 0		0- 0		0- 0	
0- 0	0- 0		0- 0		HOME	0- 0		0- 0		0- 0	
0- 0	0- 0		0- 0		AWAY	0- 0		0- 0		0- 0	
0- 0	0- 0		0- 0		NEUTRAL	0- 0		0- 0		0- 0	

RPI 1-25				RPI 26-50				Team's RPI: 38				RPI 51-100				RPI 101+			
RPI	S	Opponent	Score	RPI	S	Opponent	Score	RPI	S	Opponent	Score	RPI	S	Opponent	Score	RPI	S	Opponent	Score
3	A	NC State	46 84	30	A	Green Bay	39 70	71	H	Tol edo	73 59	111	N	Penn	47 46				
				36	A	North Carolina	85 73					149	A	Harvard	67 60				
				41	H	Duke	63 66					239	H	Brown	102 96				
												286	A	Bryant	74 57				
												325	N	N. C. A&T	58 52				
-----																			
LAST 12 Division I GAMES:																			
36	A	North Carolina	85 73	3	A	NC State	46 84	239	H	Brown	102 96								
111	N	Penn	47 46	325	N	N. C. A&T	58 52	149	A	Harvard	67 60								
30	A	Green Bay	39 70	41	H	Duke	63 66	71	H	Tol edo	73 59								
286	A	Bryant	74 57																

Non-Div I Games:

Maine

Average RPI Win:	338	WON-LOST	WINNING	LAST 10	STRENGTH OF	OPP. STRENGTH	TEAM	ADJ.	CONF.	ADJ CONF.
Average RPI Loss:	204	RECORD	PCT. RANK	GAMES	SCHEDULE	OF SCHEDULE	RPI	RPI	RPI	RPI
DIV. I ONLY	2- 8	283	0- 1	255	340	341	341	27	27	
DIV. I NON-CONF.	2- 8	283	0- 1	255	340	341	341	27	27	
-----										
TOTALS	RPI 1-25	RPI 26-50	W-L RECORDS	RPI 51-100	RPI 101-150	RPI 150+				
2- 8	0- 0	0- 0	OVERALL	0- 0	0- 3	2- 5				
2- 5	0- 0	0- 0	HOME	0- 0	0- 3	2- 2				
0- 3	0- 0	0- 0	AWAY	0- 0	0- 0	0- 3				
0- 0	0- 0	0- 0	NEUTRAL	0- 0	0- 0	0- 0				
2- 8	0- 0	0- 0	NON-CONFERENCE	0- 0	0- 3	2- 5				
2- 5	0- 0	0- 0	HOME	0- 0	0- 3	2- 2				
0- 3	0- 0	0- 0	AWAY	0- 0	0- 0	0- 3				
0- 0	0- 0	0- 0	NEUTRAL	0- 0	0- 0	0- 0				
0- 0	0- 0	0- 0	CONFERENCE	0- 0	0- 0	0- 0				
0- 0	0- 0	0- 0	HOME	0- 0	0- 0	0- 0				
0- 0	0- 0	0- 0	AWAY	0- 0	0- 0	0- 0				
0- 0	0- 0	0- 0	NEUTRAL	0- 0	0- 0	0- 0				

RPI 1-25				RPI 26-50				RPI 51-100				RPI 101+				Team's RPI: 341
RPI	S	Opponent	Score	RPI	S	Opponent	Score	RPI	S	Opponent	Score	RPI	S	Opponent	Score	
												105	H	Wright St.	44	60
												109	H	Stony Brook	48	79
												143	H	Drexel	39	53
												155	A	Fordham	61	65
												211	H	Sacred Heart	46	74
												290	A	St. Francis Brooklyn	65	73
												297	H	Detroit Mercy	56	58
												323	A	Albany (NY)	54	60
												324	H	Lafayette	60	49
												351	H	LIU Brooklyn	61	46
-----																
LAST 12 Division I GAMES:																
				297	H	Detroit Mercy	56	58	211	H	Sacred Heart	46	74			
				109	H	Stony Brook	48	79	105	H	Wright St.	44	60			
				323	A	Albany (NY)	54	60	143	H	Drexel	39	53			
				290	A	St. Francis Brooklyn	65	73	324	H	Lafayette	60	49			
				351	H	LIU Brooklyn	61	46	155	A	Fordham	61	65			

Non-Div I Games:

Manhattan

Marist

M  
a  
r  
i  
s  
t

Mari st

Average RPI Win:	117	WON-LOST	WINNING	LAST 10	STRENGTH OF	OPP. STRENGTH	TEAM	ADJ.	CONF.	ADJ CONF.
Average RPI Loss:	21	RECORD	PCT. RANK	GAMES	SCHEDULE	OF SCHEDULE	RPI	RPI	RPI	RPI
DIV. I ONLY	9- 2	41	1- 0	29	55	7	7	4	4	
DIV. I NON-CONF.	9- 2	41	1- 0	29	55	7	7	4	4	
-----										
TOTALS	RPI 1-25	RPI 26-50	W-L RECORDS	RPI 51-100	RPI 101-150	RPI 150+				
9- 2	0- 2	2- 0	OVERALL	4- 0	0- 0	3- 0				
7- 0	0- 0	2- 0	HOME	3- 0	0- 0	2- 0				
2- 2	0- 2	0- 0	AWAY	1- 0	0- 0	1- 0				
0- 0	0- 0	0- 0	NEUTRAL	0- 0	0- 0	0- 0				
9- 2	0- 2	2- 0	NON-CONFERENCE	4- 0	0- 0	3- 0				
7- 0	0- 0	2- 0	HOME	3- 0	0- 0	2- 0				
2- 2	0- 2	0- 0	AWAY	1- 0	0- 0	1- 0				
0- 0	0- 0	0- 0	NEUTRAL	0- 0	0- 0	0- 0				
0- 0	0- 0	0- 0	CONFERENCE	0- 0	0- 0	0- 0				
0- 0	0- 0	0- 0	HOME	0- 0	0- 0	0- 0				
0- 0	0- 0	0- 0	AWAY	0- 0	0- 0	0- 0				
0- 0	0- 0	0- 0	NEUTRAL	0- 0	0- 0	0- 0				

RPI	S	Opponent	Score	RPI	S	Opponent	Score	RPI	S	Opponent	Score	RPI	S	Opponent	Score
19	A	Mississippi St.	82 87	30	H	Green Bay	80 54	64	H	Michigan	85 74	180	A	Milwaukee	83 74
23	A	Miami (FL)	55 63	31	H	South Dakota St.	91 52	81	H	UNI	102 61	236	H	UI C	96 32
								94	H	Montana St.	100 52	240	H	Binghamton	93 40
								97	A	Northwestern	76 57				
LAST 12 Division I GAMES:															
81	H	UNI	102 61	30	H	Green Bay	80 54	97	A	Northwestern	76 57	19	A	Mississippi St.	82 87
23	A	Miami (FL)	55 63	97	A	Northwestern	76 57	64	H	Michigan	85 74	180	A	Milwaukee	83 74
240	H	Binghamton	93 40	19	A	Mississippi St.	82 87	81	H	UNI	102 61	236	H	UI C	96 32
94	H	Montana St.	100 52	64	H	Michigan	85 74	94	H	Montana St.	100 52				
31	H	South Dakota St.	91 52	180	A	Milwaukee	83 74	31	H	South Dakota St.	91 52				
				236	H	UI C	96 32								

Non-Div I Games:

Marquette

Average RPI Win:	296	WON-LOST	WINNING	LAST 10	STRENGTH OF	OPP. STRENGTH	TEAM	ADJ.	CONF.	ADJ CONF.
Average RPI Loss:	148	RECORD	PCT. RANK	GAMES	SCHEDULE	OF SCHEDULE	RPI	RPI	RPI	RPI
DIV. I ONLY	4- 5	191	1- 0	328	161	310	310	18	18	
DIV. I NON-CONF.	4- 5	191	1- 0	328	161	310	310	18	18	
-----										
TOTALS	RPI 1-25	RPI 26-50	W-L RECORDS	RPI 51-100	RPI 101-150	RPI 150+				
4- 5	0- 0	0- 0	OVERALL	0- 0	0- 2	4- 3				
4- 1	0- 0	0- 0	HOME	0- 0	0- 1	4- 0				
0- 4	0- 0	0- 0	AWAY	0- 0	0- 1	0- 3				
0- 0	0- 0	0- 0	NEUTRAL	0- 0	0- 0	0- 0				
4- 5	0- 0	0- 0	NON-CONFERENCE	0- 0	0- 2	4- 3				
4- 1	0- 0	0- 0	HOME	0- 0	0- 1	4- 0				
0- 4	0- 0	0- 0	AWAY	0- 0	0- 1	0- 3				
0- 0	0- 0	0- 0	NEUTRAL	0- 0	0- 0	0- 0				
0- 0	0- 0	0- 0	CONFERENCE	0- 0	0- 0	0- 0				
0- 0	0- 0	0- 0	HOME	0- 0	0- 0	0- 0				
0- 0	0- 0	0- 0	AWAY	0- 0	0- 0	0- 0				
0- 0	0- 0	0- 0	NEUTRAL	0- 0	0- 0	0- 0				

RPI 1-25				RPI 26-50				RPI 51-100				RPI 101+				Team's RPI: 310
RPI	S	Opponent	Score	RPI	S	Opponent	Score	RPI	S	Opponent	Score	RPI	S	Opponent	Score	
												106	H	Indiana St.	53	62
												141	A	Wisconsin	49	67
												160	A	Appalachian St.	52	74
												167	A	Bowling Green	76	99
												168	A	Southern Ill.	49	58
												262	H	Coppin St.	88	67
												271	H	Cleveland St.	86	64
												302	H	Tennessee St.	80	59
												348	H	Evansville	72	65
-----																
LAST 12 Division I GAMES:																
302	H	Tennessee St.	80	59	348	H	Evansville	72	65	160	A	Appalachian St.	52	74		
271	H	Cleveland St.	86	64	168	A	Southern Ill.	49	58	167	A	Bowling Green	76	99		
141	A	Wisconsin	49	67	106	H	Indiana St.	53	62							
262	H	Coppin St.	88	67												

Non-Div I Games: Bluefield St. 82 29

Marshall

Average RPI	Win:	192	WON-LOST	WINNING	LAST 10	STRENGTH OF	OPP. STRENGTH	TEAM	ADJ.	CONF.	ADJ CONF.
Average RPI	Loss:	0	RECORD	PCT. RANK	GAMES	SCHEDULE	OF SCHEDULE	RPI	RPI	RPI	RPI
DIV. I ONLY		10- 0		1	1- 0	283	86	40	40	3	3
DIV. I NON-CONF.		10- 0		1	1- 0	283	86	40	40	3	3
-----											
TOTALS	RPI 1-25		RPI 26-50		W-L RECORDS	RPI 51-100		RPI 101-150		RPI 150+	
10- 0	0- 0		0- 0		OVERALL	2- 0		3- 0		5- 0	
6- 0	0- 0		0- 0		HOME	1- 0		2- 0		3- 0	
2- 0	0- 0		0- 0		AWAY	1- 0		0- 0		1- 0	
2- 0	0- 0		0- 0		NEUTRAL	0- 0		1- 0		1- 0	
10- 0	0- 0		0- 0		NON-CONFERENCE	2- 0		3- 0		5- 0	
6- 0	0- 0		0- 0		HOME	1- 0		2- 0		3- 0	
2- 0	0- 0		0- 0		AWAY	1- 0		0- 0		1- 0	
2- 0	0- 0		0- 0		NEUTRAL	0- 0		1- 0		1- 0	
0- 0	0- 0		0- 0		CONFERENCE	0- 0		0- 0		0- 0	
0- 0	0- 0		0- 0		HOME	0- 0		0- 0		0- 0	
0- 0	0- 0		0- 0		AWAY	0- 0		0- 0		0- 0	
0- 0	0- 0		0- 0		NEUTRAL	0- 0		0- 0		0- 0	

RPI 1-25				RPI 26-50				Team's RPI: 40				RPI 51-100				RPI 101+			
RPI	S	Opponent	Score	RPI	S	Opponent	Score					RPI	S	Opponent	Score	RPI	S	Opponent	Score
												60	A	South Carolina	85 61	113	H	James Madison	87 63
												72	H	Georgia Tech	67 54	127	H	Dayton	82 71
																134	N	Georgia	58 51
																217	A	George Washington	69 30
																262	H	Coppin St.	93 36
																276	H	UMBC	92 61
																322	H	Loyola Maryland	83 48
																337	N	Morgan St.	68 44
LAST 12 Division I GAMES:																			
113	H	James Madison	87 63	322	H	Loyola Maryland	83 48					217	A	George Washington	69 30				
276	H	UMBC	92 61									127	H	Dayton	82 71				
72	H	Georgia Tech	67 54									262	H	Coppin St.	93 36				
134	N	Georgia	58 51																
337	N	Morgan St.	68 44																
60	A	South Carolina	85 61																

Non-Div I Games:

Maryland

Average RPI Win: 254		WON-LOST	WINNING	LAST 10	STRENGTH OF		OPP. STRENGTH	TEAM	ADJ.	CONF.	ADJ CONF.
Average RPI Loss: 144		RECORD	PCT. RANK	GAMES	SCHEDULE		OF SCHEDULE	RPI	RPI	RPI	RPI
DIV. I ONLY		7- 5	131	0- 1	238		265	200	200	16	16
DIV. I NON-CONF.		7- 5	131	0- 1	238		265	200	200	16	16
-----											
TOTALS		RPI 1-25		RPI 26-50	W-L RECORDS		RPI 51-100	RPI 101-150		RPI 150+	
7- 5		0- 0		0- 2	OVERALL		0- 0	0- 0		7- 3	
5- 1		0- 0		0- 0	HOME		0- 0	0- 0		5- 1	
1- 3		0- 0		0- 1	AWAY		0- 0	0- 0		1- 2	
1- 1		0- 0		0- 1	NEUTRAL		0- 0	0- 0		1- 0	
7- 5		0- 0		0- 2	NON-CONFERENCE		0- 0	0- 0		7- 3	
5- 1		0- 0		0- 0	HOME		0- 0	0- 0		5- 1	
1- 3		0- 0		0- 1	AWAY		0- 0	0- 0		1- 2	
1- 1		0- 0		0- 1	NEUTRAL		0- 0	0- 0		1- 0	
0- 0		0- 0		0- 0	CONFERENCE		0- 0	0- 0		0- 0	
0- 0		0- 0		0- 0	HOME		0- 0	0- 0		0- 0	
0- 0		0- 0		0- 0	AWAY		0- 0	0- 0		0- 0	
0- 0		0- 0		0- 0	NEUTRAL		0- 0	0- 0		0- 0	

RPI 1-25				RPI 26-50				RPI 51-100				RPI 101+ Team's RPI: 200			
RPI	S	Opponent	Score	RPI	S	Opponent	Score	RPI	S	Opponent	Score	RPI	S	Opponent	Score
				29	A	Northeastern	52 53					185	H	North Dakota	52 59
				48	N	Bucknell	58 77					189	H	Boston U.	66 55
												196	A	Towson	53 78
												211	H	Sacred Heart	78 61
												239	A	Brown	90 61
												252	H	Central Conn. St.	74 59
												264	A	Siena	59 64
												265	N	Fairfield	59 49
												293	H	Incarnate Word	71 59
												331	H	UTRGV	74 70
-----															
LAST 12 Division I GAMES:															
				29	A	Northeastern	52 53	264	A	Siena	59 64				
				185	H	North Dakota	52 59	189	H	Boston U.	66 55				
				265	N	Fairfield	59 49	293	H	Incarnate Word	71 59				
				239	A	Brown	90 61	252	H	Central Conn. St.	74 59				
				48	N	Bucknell	58 77	196	A	Towson	53 78				
				331	H	UTRGV	74 70	211	H	Sacred Heart	78 61				

Non-Div I Games:

Massachusetts



**M  
C  
N  
e  
e  
s  
e**

M  
C  
N  
e  
e  
s  
e

McNeese

Page 161

**M  
e  
m  
p  
h  
i  
s**

M  
e  
m  
p  
h  
i  
s

Memphis

Average RPI Win: 182

Average RPI Loss: 99

WON-LOST  
RECORDWINNING  
PCT. RANKLAST 10  
GAMESSTRENGTH OF  
SCHEDULEOPP. STRENGTH  
OF SCHEDULETEAM  
RPIADJ.  
RPICONF.  
RPIADJ CONF.  
RPIDIV. I ONLY  
DIV. I NON-CONF.5- 5  
5- 5161  
1611- 0  
1- 090  
9070  
70131  
131131  
13126  
2626  
26

TOTALS

RPI 1-25

RPI 26-50

W-L RECORDS

RPI 51-100

RPI 101-150

RPI 150+

5- 5  
3- 2  
1- 2  
1- 10- 2  
0- 2  
0- 0  
0- 00- 0  
0- 0  
0- 0  
0- 0OVERALL  
HOME  
AWAY  
NEUTRAL1- 1  
1- 0  
0- 1  
0- 00- 1  
0- 0  
0- 1  
0- 04- 1  
2- 0  
1- 0  
1- 15- 5  
3- 2  
1- 2  
1- 10- 2  
0- 2  
0- 0  
0- 00- 0  
0- 0  
0- 0  
0- 0NON-CONFERENCE  
HOME  
AWAY  
NEUTRAL1- 1  
1- 0  
0- 1  
0- 00- 1  
0- 0  
0- 1  
0- 04- 1  
2- 0  
1- 0  
1- 10- 0  
0- 0  
0- 0  
0- 00- 0  
0- 0  
0- 0  
0- 00- 0  
0- 0  
0- 0  
0- 0CONFERENCE  
HOME  
AWAY  
NEUTRAL0- 0  
0- 0  
0- 0  
0- 00- 0  
0- 0  
0- 0  
0- 00- 0  
0- 0  
0- 0  
0- 0

RPI 1-25

RPI 26-50

RPI 51-100

RPI 101+

Team's RPI: 131

RPI	S	Opponent	Score
18	H	UCF	42 76
21	H	Florida St.	56 57

RPI	S	Opponent	Score
-----	---	----------	-------

RPI	S	Opponent	Score
68	A	Wake Forest	54 69
75	H	Charlotte	57 40

RPI	S	Opponent	Score
134	A	Georgia	60 67
167	N	Bowling Green	76 63
188	H	Florida	92 82
237	H	Kennesaw St.	64 48
244	A	Ga. Southern	79 72
253	N	Memphis	53 59

LAST 12 Division I GAMES:

75	H	Charlotte	57	40	167	N	Bowling Green	76	63
21	H	Florida St.	56	57	253	N	Memphis	53	59
237	H	Kennesaw St.	64	48	18	H	UCF	42	76
134	A	Georgia	60	67	188	H	Florida	92	82
					244	A	Ga. Southern	79	72
					68	A	Wake Forest	54	69

M  
e  
r  
c  
e  
rM  
e  
r  
c  
e  
r

Non-Div I Games:

Mercer

■ Loss, 
 ■ Non-Conf, 
 S Site, 
 ■ Home 
 ■ Away 
 N Neutral

Average RPI Win:	156	WON-LOST	WINNING	LAST 10	STRENGTH OF	OPP. STRENGTH	TEAM	ADJ.	CONF.	ADJ CONF.
Average RPI Loss:	49	RECORD	PCT. RANK	GAMES	SCHEDULE	OF SCHEDULE	RPI	RPI	RPI	RPI
DIV. I ONLY	9- 2	41	2- 1	101	39	23	23	1	1	
DIV. I NON-CONF.	9- 2	41	2- 1	101	39	23	23	1	1	
-----										
TOTALS	RPI 1-25	RPI 26-50	W-L RECORDS	RPI 51-100	RPI 101-150	RPI 150+				
9- 2	2- 1	0- 0	OVERALL	1- 1	2- 0	4- 0				
8- 0	2- 0	0- 0	HOME	1- 0	2- 0	3- 0				
1- 2	0- 1	0- 0	AWAY	0- 1	0- 0	1- 0				
0- 0	0- 0	0- 0	NEUTRAL	0- 0	0- 0	0- 0				
9- 2	2- 1	0- 0	NON-CONFERENCE	1- 1	2- 0	4- 0				
8- 0	2- 0	0- 0	HOME	1- 0	2- 0	3- 0				
1- 2	0- 1	0- 0	AWAY	0- 1	0- 0	1- 0				
0- 0	0- 0	0- 0	NEUTRAL	0- 0	0- 0	0- 0				
0- 0	0- 0	0- 0	CONFERENCE	0- 0	0- 0	0- 0				
0- 0	0- 0	0- 0	HOME	0- 0	0- 0	0- 0				
0- 0	0- 0	0- 0	AWAY	0- 0	0- 0	0- 0				
0- 0	0- 0	0- 0	NEUTRAL	0- 0	0- 0	0- 0				

RPI 1-25	Team's RPI: 23	RPI 26-50	RPI 51-100	RPI 101+
RPI S Opponent Score	RPI S Opponent Score	RPI S Opponent Score	RPI S Opponent Score	RPI S Opponent Score
5 A Iowa St. 52 75		85 H SFA 81 60	110 H Nebraska 82 68	
7 H Marquette 63 55		93 A Purdue 63 74	119 H Hartford 75 62	
24 H Colorado 73 58			201 H New Orleans 78 38	
			228 H Temple 73 61	
			314 A FIU 94 43	
			315 H UMES 71 53	
LAST 12 Division I GAMES:				
119 H Hartford 75 62		93 A Purdue 63 74		
7 H Marquette 63 55		228 H Temple 73 61		
5 A Iowa St. 52 75		110 H Nebraska 82 68		
315 H UMES 71 53		85 H SFA 81 60		
201 H New Orleans 78 38		314 A FIU 94 43		
24 H Colorado 73 58				

Non-Div I Games:

Miami (FL)

Average RPI Win:	259	WON-LOST	WINNING	LAST 10	STRENGTH OF	OPP. STRENGTH	TEAM	ADJ.	CONF.	ADJ CONF.
Average RPI Loss:	159	RECORD	PCT. RANK	GAMES	SCHEDULE	OF SCHEDULE	RPI	RPI	RPI	RPI
DIV. I ONLY	7- 2	56	0- 1	330	126	158	158	10	10	
DIV. I NON-CONF.	7- 2	56	0- 1	330	126	158	158	10	10	
-----										
TOTALS	RPI 1-25	RPI 26-50	W-L RECORDS	RPI 51-100	RPI 101-150	RPI 150+				
7- 2	0- 1	0- 0	OVERALL	0- 0	1- 0	6- 1				
3- 0	0- 0	0- 0	HOME	0- 0	1- 0	2- 0				
4- 2	0- 1	0- 0	AWAY	0- 0	0- 0	4- 1				
0- 0	0- 0	0- 0	NEUTRAL	0- 0	0- 0	0- 0				
7- 2	0- 1	0- 0	NON-CONFERENCE	0- 0	1- 0	6- 1				
3- 0	0- 0	0- 0	HOME	0- 0	1- 0	2- 0				
4- 2	0- 1	0- 0	AWAY	0- 0	0- 0	4- 1				
0- 0	0- 0	0- 0	NEUTRAL	0- 0	0- 0	0- 0				
0- 0	0- 0	0- 0	CONFERENCE	0- 0	0- 0	0- 0				
0- 0	0- 0	0- 0	HOME	0- 0	0- 0	0- 0				
0- 0	0- 0	0- 0	AWAY	0- 0	0- 0	0- 0				
0- 0	0- 0	0- 0	NEUTRAL	0- 0	0- 0	0- 0				

RPI 1-25				RPI 26-50				RPI 51-100				RPI 101+				Team's RPI: 158									
RPI	S	Opponent	Score	RPI	S	Opponent	Score	RPI	S	Opponent	Score	RPI	S	Opponent	Score										
9	A	Louisville	73 95									145	H	Cincinnati	78 65										
												226	H	High Point	68 55										
												236	A	UIC	65 56										
												268	H	Eastern Ky.	60 44										
												297	A	Detroit Mercy	78 59										
												308	A	Florida A&M	56 57										
												309	A	Valparaiso	68 47										
												330	A	Canisius	62 59										
-----																									
LAST 12 Division I GAMES:																									
309	A	Valparaiso	68 47	308	A	Florida A&M	56 57																		
145	H	Cincinnati	78 65	268	H	Eastern Ky.	60 44																		
236	A	UIC	65 56	330	A	Canisius	62 59																		
9	A	Louisville	73 95																						
226	H	High Point	68 55																						
297	A	Detroit Mercy	78 59																						

Non-Div I Games:

Miami (OH)

Average RPI	Win: 222	WON-LOST	WINNING	LAST 10	STRENGTH OF	OPP. STRENGTH	TEAM	ADJ.	CONF.	ADJ CONF.
Average RPI	Loss: 22	RECORD	PCT. RANK	GAMES	SCHEDULE	OF SCHEDULE	RPI	RPI	RPI	RPI
DIV. I ONLY	8- 3	81	1- 1	180	112	64	64	3	3	
DIV. I NON-CONF.	8- 3	81	1- 1	180	112	64	64	3	3	
-----										
TOTALS	RPI 1-25	RPI 26-50	W-L RECORDS	RPI 51-100	RPI 101-150	RPI 150+				
8- 3	0- 2	0- 0	OVERALL	2- 1	1- 0	5- 0				
4- 0	0- 0	0- 0	HOME	0- 0	1- 0	3- 0				
2- 2	0- 2	0- 0	AWAY	0- 0	0- 0	2- 0				
2- 1	0- 0	0- 0	NEUTRAL	2- 1	0- 0	0- 0				
8- 3	0- 2	0- 0	NON-CONFERENCE	2- 1	1- 0	5- 0				
4- 0	0- 0	0- 0	HOME	0- 0	1- 0	3- 0				
2- 2	0- 2	0- 0	AWAY	0- 0	0- 0	2- 0				
2- 1	0- 0	0- 0	NEUTRAL	2- 1	0- 0	0- 0				
0- 0	0- 0	0- 0	CONFERENCE	0- 0	0- 0	0- 0				
0- 0	0- 0	0- 0	HOME	0- 0	0- 0	0- 0				
0- 0	0- 0	0- 0	AWAY	0- 0	0- 0	0- 0				
0- 0	0- 0	0- 0	NEUTRAL	0- 0	0- 0	0- 0				

RPI 1-25				RPI 26-50				RPI 51-100 Team's RPI: 64				RPI 101+			
RPI	S	Opponent	Score	RPI	S	Opponent	Score	RPI	S	Opponent	Score	RPI	S	Opponent	Score
3	A	NC State	55 66					56	N	Texas	52 69	128	H	Mt. St. Mary's	88 40
7	A	Marquette	74 85					63	N	Washington	80 73	221	A	Oakland	85 59
								77	N	Missouri	70 54	297	H	Detroit Mercy	95 62
												300	A	Western Mich.	79 42
												337	H	Morgan St.	70 47
												351	H	LIU Brooklyn	83 38
-----															
LAST 12 Division I GAMES:															
351	H	LIU Brooklyn	83 38	63	N	Washington	80 73								
7	A	Marquette	74 85	56	N	Texas	52 69								
3	A	NC State	55 66	337	H	Morgan St.	70 47								
77	N	Missouri	70 54	221	A	Oakland	85 59								
297	H	Detroit Mercy	95 62	128	H	Mt. St. Mary's	88 40								
300	A	Western Mich.	79 42												

Non-Div I Games:

Michigan

Average RPI	Win:	168	WON-LOST	WINNING	LAST 10	STRENGTH OF	OPP. STRENGTH	TEAM	ADJ.	CONF.	ADJ CONF.
Average RPI	Loss:	3	RECORD	PCT. RANK	GAMES	SCHEDULE	OF SCHEDULE	RPI	RPI	RPI	RPI
DIV. I ONLY		9- 1		21	1- 0	149	15	25	25	3	3
DIV. I NON-CONF.		9- 1		21	1- 0	149	15	25	25	3	3
-----											
TOTALS	RPI 1-25		RPI 26-50		W-L RECORDS	RPI 51-100		RPI 101-150		RPI 150+	
9- 1	1- 1		0- 0		OVERALL	0- 0		2- 0		6- 0	
6- 0	1- 0		0- 0		HOME	0- 0		1- 0		4- 0	
2- 0	0- 0		0- 0		AWAY	0- 0		1- 0		1- 0	
1- 1	0- 1		0- 0		NEUTRAL	0- 0		0- 0		1- 0	
9- 1	1- 1		0- 0		NON-CONFERENCE	0- 0		2- 0		6- 0	
6- 0	1- 0		0- 0		HOME	0- 0		1- 0		4- 0	
2- 0	0- 0		0- 0		AWAY	0- 0		1- 0		1- 0	
1- 1	0- 1		0- 0		NEUTRAL	0- 0		0- 0		1- 0	
0- 0	0- 0		0- 0		CONFERENCE	0- 0		0- 0		0- 0	
0- 0	0- 0		0- 0		HOME	0- 0		0- 0		0- 0	
0- 0	0- 0		0- 0		AWAY	0- 0		0- 0		0- 0	
0- 0	0- 0		0- 0		NEUTRAL	0- 0		0- 0		0- 0	

RPI	S	Opponent	Score
3	N	NC State	74 78
6	H	Oregon	88 82

RPI	S	Opponent	Score
-----	---	----------	-------

RPI	S	Opponent	Score
-----	---	----------	-------

RPI	S	Opponent	Score
105	H	Wright St.	84 68
119	A	Hartford	74 66
159	H	Virginia	91 66
167	H	Bowling Green	99 69
205	H	Texas Southern	91 45
221	A	Oakland	102 58
237	N	Kennesaw St.	75 51
296	H	ETSU	75 53

## LAST 12 Division I GAMES:

237	N	Kennesaw St.	75	51	119	A	Hartford	74	66
3	N	NC State	74	78	6	H	Oregon	88	82
105	H	Wright St.	84	68	221	A	Oakland	102	58
296	H	ETSU	75	53	205	H	Texas Southern	91	45
167	H	Bowling Green	99	69	159	H	Virginia	91	66

Non-Div I Games:

Michigan St.

Average RPI Win:	215	WON-LOST	WINNING	LAST 10	STRENGTH OF	OPP. STRENGTH	TEAM	ADJ.	CONF.	ADJ CONF.
Average RPI Loss:	51	RECORD	PCT. RANK	GAMES	SCHEDULE	OF SCHEDULE	RPI	RPI	RPI	RPI
DIV. I ONLY	7- 3	87	1- 0	118	142	55	55	18	18	
DIV. I NON-CONF.	7- 3	87	1- 0	118	142	55	55	18	18	
-----										
TOTALS	RPI 1-25	RPI 26-50	W-L RECORDS	RPI 51-100	RPI 101-150	RPI 150+				
7- 3	0- 1	0- 1	OVERALL	0- 1	0- 0	7- 0				
3- 1	0- 0	0- 1	HOME	0- 0	0- 0	3- 0				
3- 2	0- 1	0- 0	AWAY	0- 1	0- 0	3- 0				
1- 0	0- 0	0- 0	NEUTRAL	0- 0	0- 0	1- 0				
7- 3	0- 1	0- 1	NON-CONFERENCE	0- 1	0- 0	7- 0				
3- 1	0- 0	0- 1	HOME	0- 0	0- 0	3- 0				
3- 2	0- 1	0- 0	AWAY	0- 1	0- 0	3- 0				
1- 0	0- 0	0- 0	NEUTRAL	0- 0	0- 0	1- 0				
0- 0	0- 0	0- 0	CONFERENCE	0- 0	0- 0	0- 0				
0- 0	0- 0	0- 0	HOME	0- 0	0- 0	0- 0				
0- 0	0- 0	0- 0	AWAY	0- 0	0- 0	0- 0				
0- 0	0- 0	0- 0	NEUTRAL	0- 0	0- 0	0- 0				

RPI	S	Opponent	Score	RPI	S	Opponent	Score	RPI	S	Opponent	Score	RPI	S	Opponent	Score
11	A	Kentucky	55 72	47	H	Belmont	38 45	95	A	Tennessee Tech	64 68	163	H	Vanderbilt	65 58
-----															
Team's RPI: 55															
RPI 101+															
192 A Furman 78 71															
195 H Georgia St. 69 54															
215 A UNLV 66 62															
216 A Troy 67 64															
256 N Dartmouth 70 58															
266 H Mississippi Val. 101 51															
LAST 12 Division I GAMES:															
215	A	UNLV	66 62	11	A	Kentucky	55 72	216	A	Troy	67 64	195	H	Georgia St.	69 54
95	A	Tennessee Tech	64 68	47	H	Belmont	38 45	256	N	Dartmouth	70 58	266	H	Mississippi Val.	101 51
192	A	Furman	78 71												
163	H	Vanderbilt	65 58												

Non-Div I Games:

Middle Tenn.



Average RPI Win:	260	WON-LOST	WINNING	LAST 10	STRENGTH OF	OPP. STRENGTH	TEAM	ADJ.	CONF.	ADJ CONF.
Average RPI Loss:	61	RECORD	PCT. RANK	GAMES	SCHEDULE	OF SCHEDULE	RPI	RPI	RPI	RPI
DIV. I ONLY	5- 5	161	1- 0	205	120	180	180	14	14	
DIV. I NON-CONF.	5- 5	161	1- 0	205	120	180	180	14	14	
-----										
TOTALS	RPI 1-25	RPI 26-50	W-L RECORDS	RPI 51-100	RPI 101-150	RPI 150+				
5- 5	0- 2	0- 1	OVERALL	0- 1	0- 1	5- 0				
2- 2	0- 1	0- 0	HOME	0- 0	0- 1	2- 0				
2- 3	0- 1	0- 1	AWAY	0- 1	0- 0	2- 0				
1- 0	0- 0	0- 0	NEUTRAL	0- 0	0- 0	1- 0				
5- 5	0- 2	0- 1	NON-CONFERENCE	0- 1	0- 1	5- 0				
2- 2	0- 1	0- 0	HOME	0- 0	0- 1	2- 0				
2- 3	0- 1	0- 1	AWAY	0- 1	0- 0	2- 0				
1- 0	0- 0	0- 0	NEUTRAL	0- 0	0- 0	1- 0				
0- 0	0- 0	0- 0	CONFERENCE	0- 0	0- 0	0- 0				
0- 0	0- 0	0- 0	HOME	0- 0	0- 0	0- 0				
0- 0	0- 0	0- 0	AWAY	0- 0	0- 0	0- 0				
0- 0	0- 0	0- 0	NEUTRAL	0- 0	0- 0	0- 0				

RPI 1-25				RPI 26-50				RPI 51-100				RPI 101+ Team's RPI: 180			
RPI	S	Opponent	Score	RPI	S	Opponent	Score	RPI	S	Opponent	Score	RPI	S	Opponent	Score
7	H	Marquette	74 83	50	A	Saint Mary's (CA)	71 73	92	A	Fresno St.	48 65	141	H	Wisconsin	57 68
14	A	Indiana	66 68									183	N	UC Riverside	56 54
												185	A	North Dakota	64 46
												288	H	Columbia	78 65
												313	A	North Dakota St.	57 55
												332	H	Purdue Fort Wayne	70 48
-----															
LAST 12 Division I GAMES:															
313	A	North Dakota St.	57 55	7	H	Marquette	74 83	183	N	UC Riverside	56 54	50	A	Saint Mary's (CA)	71 73
185	A	North Dakota	64 46	92	A	Fresno St.	48 65	288	H	Columbia	78 65	141	H	Wisconsin	57 68
332	H	Purdue Fort Wayne	70 48												
14	A	Indiana	66 68												

Non-Div I Games:

Milwaukee

Average RPI	Win:	183	WON-LOST	WINNING	LAST 10	STRENGTH OF	OPP. STRENGTH	TEAM	ADJ.	CONF.	ADJ CONF.
Average RPI	Loss:	0	RECORD	PCT. RANK	GAMES	SCHEDULE	OF SCHEDULE	RPI	RPI	RPI	RPI
DIV. I ONLY		10- 0		1	1- 0	256	31	32	32	3	3
DIV. I NON-CONF.		10- 0		1	1- 0	256	31	32	32	3	3
-----											
TOTALS	RPI 1-25		RPI 26-50		W-L RECORDS	RPI 51-100		RPI 101-150		RPI 150+	
10- 0	1- 0		0- 0		OVERALL	1- 0		1- 0		7- 0	
8- 0	1- 0		0- 0		HOME	0- 0		0- 0		7- 0	
2- 0	0- 0		0- 0		AWAY	1- 0		1- 0		0- 0	
0- 0	0- 0		0- 0		NEUTRAL	0- 0		0- 0		0- 0	
10- 0	1- 0		0- 0		NON-CONFERENCE	1- 0		1- 0		7- 0	
8- 0	1- 0		0- 0		HOME	0- 0		0- 0		7- 0	
2- 0	0- 0		0- 0		AWAY	1- 0		1- 0		0- 0	
0- 0	0- 0		0- 0		NEUTRAL	0- 0		0- 0		0- 0	
0- 0	0- 0		0- 0		CONFERENCE	0- 0		0- 0		0- 0	
0- 0	0- 0		0- 0		HOME	0- 0		0- 0		0- 0	
0- 0	0- 0		0- 0		AWAY	0- 0		0- 0		0- 0	
0- 0	0- 0		0- 0		NEUTRAL	0- 0		0- 0		0- 0	

RPI	S	Opponent	Score	RPI	S	Opponent	Score	Team's RPI: 32	RPI	S	Opponent	Score	RPI	S	Opponent	Score
15	H	Syracuse	72 68						69	A	Xavier	78 53	122	A	Boston College	77 69
													174	H	San Diego	53 48
													176	H	Air Force	67 50
													186	H	Ark. -Pine Bluff	84 42
													258	H	Cornell	65 45
													262	H	Coppin St.	84 52
													277	H	New Hampshire	70 47
													293	H	Incarnate Word	75 39
-----																
LAST 12 Division I GAMES:																
262	H	Coppin St.	84 52	258	H	Cornell	65 45		186	H	Ark. -Pine Bluff	84 42				
122	A	Boston College	77 69						174	H	San Diego	53 48				
293	H	Incarnate Word	75 39						69	A	Xavier	78 53				
176	H	Air Force	67 50						277	H	New Hampshire	70 47				
15	H	Syracuse	72 68													

Non-Div I Games:

Minnesota

Average RPI	Win:	167	WON-LOST	WINNING	LAST 10	STRENGTH OF	OPP. STRENGTH	TEAM	ADJ.	CONF.	ADJ CONF.
Average RPI	Loss:	0	RECORD	PCT. RANK	GAMES	SCHEDULE	OF SCHEDULE	RPI	RPI	RPI	RPI
DIV. I ONLY		10- 0		1	1- 0	199	35	19	19	5	5
DIV. I NON-CONF.		10- 0		1	1- 0	199	35	19	19	5	5
-----											
TOTALS	RPI 1-25		RPI 26-50		W-L RECORDS	RPI 51-100		RPI 101-150		RPI 150+	
10- 0	1- 0		1- 0		OVERALL	1- 0		1- 0		6- 0	
6- 0	1- 0		1- 0		HOME	0- 0		0- 0		4- 0	
4- 0	0- 0		0- 0		AWAY	1- 0		1- 0		2- 0	
0- 0	0- 0		0- 0		NEUTRAL	0- 0		0- 0		0- 0	
10- 0	1- 0		1- 0		NON-CONFERENCE	1- 0		1- 0		6- 0	
6- 0	1- 0		1- 0		HOME	0- 0		0- 0		4- 0	
4- 0	0- 0		0- 0		AWAY	1- 0		1- 0		2- 0	
0- 0	0- 0		0- 0		NEUTRAL	0- 0		0- 0		0- 0	
0- 0	0- 0		0- 0		CONFERENCE	0- 0		0- 0		0- 0	
0- 0	0- 0		0- 0		HOME	0- 0		0- 0		0- 0	
0- 0	0- 0		0- 0		AWAY	0- 0		0- 0		0- 0	
0- 0	0- 0		0- 0		NEUTRAL	0- 0		0- 0		0- 0	

RPI	S	Opponent	Score	RPI	S	Opponent	Score	RPI	S	Opponent	Score	RPI	S	Opponent	Score
7	H	Marquette	87 82	35	H	Lamar University	104 53	56	A	Texas	67 49	148	A	Little Rock	98 63
												159	A	Virginia	72 44
												192	H	Furman	106 41
												222	H	Southeast Mo. St.	88 53
												262	H	Coppin St.	110 38
												273	A	Southern Miss.	86 42
												320	H	Jackson St.	105 38
-----															
LAST 12 Division I GAMES:															
7	H	Marquette	87 82	273	A	Southern Miss.	86 42	35	H	Lamar University	104 53	159	A	Virginia	72 44
56	A	Texas	67 49	222	H	Southeast Mo. St.	88 53								
148	A	Little Rock	98 63												
320	H	Jackson St.	105 38												
192	H	Furman	106 41												
262	H	Coppin St.	110 38												

Non-Div I Games:

Mississippi St.

RPI 1-25				RPI 26-50				RPI 51-100				RPI 101+ Team's RPI: 266			
RPI	S	Opponent	Score	RPI	S	Opponent	Score	RPI	S	Opponent	Score	RPI	S	Opponent	Score
								55	A	Middle Tenn.	51 101	144	H	North Ala.	72 86
								57	A	TCU	47 96	170	A	Arkansas St.	57 60
												175	A	Nicholls St.	47 72
												199	A	SMU	47 62
												216	N	Troy	54 75
												273	A	Southern Miss.	60 67
												278	A	La. -Monroe	65 72
												345	A	Austin Peay	95 89
LAST 12 Division I GAMES:															
				175	A	Nicholls St.	47 72	144	H	North Ala.	72 86				
				216	N	Troy	54 75	170	A	Arkansas St.	57 60				
				273	A	Southern Miss.	60 67	278	A	La. -Monroe	65 72				
				55	A	Middle Tenn.	51 101	57	A	TCU	47 96				
				345	A	Austin Peay	95 89								
				199	A	SMU	47 62								

■ Loss, ■ Non-Conf, S Site, H Home A Away N Neutral

Missouri

Missouri				Through Games Of Dec. 17, 2018											
Average RPI	Win:	174	WON-LOST RECORD	WINNING PCT. RANK	LAST 10 GAMES	STRENGTH OF SCHEDULE	OPP. STRENGTH OF SCHEDULE	TEAM RPI	ADJ. RPI	CONF. RPI	ADJ CONF. RPI				
DIV. I ONLY			9- 3	66	1- 0	169	56	77	77	5	5				
DIV. I NON-CONF.			9- 3	66	1- 0	169	56	77	77	5	5				
-----															
TOTALS		RPI 1-25		RPI 26-50		W-L RECORDS		RPI 51-100		RPI 101-150		RPI 150+			
9- 3		0- 1		1- 1		OVERALL		1- 1		0- 0		7- 0			
4- 2		0- 1		0- 1		HOME		0- 0		0- 0		4- 0			
3- 0		0- 0		0- 0		AWAY		0- 0		0- 0		3- 0			
2- 1		0- 0		1- 0		NEUTRAL		1- 1		0- 0		0- 0			
9- 3		0- 1		1- 1		NON-CONFERENCE		1- 1		0- 0		7- 0			
4- 2		0- 1		0- 1		HOME		0- 0		0- 0		4- 0			
3- 0		0- 0		0- 0		AWAY		0- 0		0- 0		3- 0			
2- 1		0- 0		1- 0		NEUTRAL		1- 1		0- 0		0- 0			
0- 0		0- 0		0- 0		CONFERENCE		0- 0		0- 0		0- 0			
0- 0		0- 0		0- 0		HOME		0- 0		0- 0		0- 0			
0- 0		0- 0		0- 0		AWAY		0- 0		0- 0		0- 0			
0- 0		0- 0		0- 0		NEUTRAL		0- 0		0- 0		0- 0			
-----															
RPI 1-25				RPI 26-50				RPI 51-100		Team's RPI: 77		RPI 101+			
RPI	S	Opponent	Score	RPI	S	Opponent	Score	RPI	S	Opponent	Score	RPI	S	Opponent	Score
16	H	South Dakota	61 74	30	H	Green Bay	49 56	54	N	Qui nni pi ac	65 51	161	H	Texas St.	69 50
				41	N	Duke	62 54	64	N	Mi chi gan	54 70	166	H	UMKC	66 59
												214	A	Sai nt Loui s	74 62
												218	H	SIUE	59 36
												220	A	West Vi rgi ni a	68 51
												225	H	Missouri St.	65 61
												267	A	Western Ill.	89 64
-----															
LAST 12 Di vi si on I GAMES:															
166 H UMKC 66 59				41 N Duke 62 54				54 N Qui nni pi ac 65 51				161 H Texas St. 69 50			
220 A West Vi rgi ni a 68 51				54 N Qui nni pi ac 65 51				16 H South Dakota 61 74				214 A Sai nt Loui s 74 62			
64 N Mi chi gan 54 70				161 H Texas St. 69 50				214 A Sai nt Loui s 74 62				267 A Western Ill. 89 64			
218 H SIUE 59 36				16 H South Dakota 61 74											
30 H Green Bay 49 56				214 A Sai nt Loui s 74 62											
225 H Missouri St. 65 61				267 A Western Ill. 89 64											

Missouri

Non-Di v I Games:

Missouri

Average RPI Win:	261	WON-LOST	WINNING	LAST 10	STRENGTH OF	OPP. STRENGTH	TEAM	ADJ.	CONF.	ADJ CONF.
Average RPI Loss:	114	RECORD	PCT. RANK	GAMES	SCHEDULE	OF SCHEDULE	RPI	RPI	RPI	RPI
DIV. I ONLY	1- 7	309	0- 1	21	240	225	225	15	15	
DIV. I NON-CONF.	1- 7	309	0- 1	21	240	225	225	15	15	
-----										
TOTALS	RPI 1-25	RPI 26-50	W-L RECORDS	RPI 51-100	RPI 101-150	RPI 150+				
1- 7	0- 3	0- 0	OVERALL	0- 1	0- 1	1- 2				
1- 2	0- 2	0- 0	HOME	0- 0	0- 0	1- 0				
0- 5	0- 1	0- 0	AWAY	0- 1	0- 1	0- 2				
0- 0	0- 0	0- 0	NEUTRAL	0- 0	0- 0	0- 0				
1- 7	0- 3	0- 0	NON-CONFERENCE	0- 1	0- 1	1- 2				
1- 2	0- 2	0- 0	HOME	0- 0	0- 0	1- 0				
0- 5	0- 1	0- 0	AWAY	0- 1	0- 1	0- 2				
0- 0	0- 0	0- 0	NEUTRAL	0- 0	0- 0	0- 0				
0- 0	0- 0	0- 0	CONFERENCE	0- 0	0- 0	0- 0				
0- 0	0- 0	0- 0	HOME	0- 0	0- 0	0- 0				
0- 0	0- 0	0- 0	AWAY	0- 0	0- 0	0- 0				
0- 0	0- 0	0- 0	NEUTRAL	0- 0	0- 0	0- 0				

RPI 1-25				RPI 26-50				RPI 51-100				RPI 101+ Team's RPI: 225			
RPI	S	Opponent	Score	RPI	S	Opponent	Score	RPI	S	Opponent	Score	RPI	S	Opponent	Score
14	A	Indiana	74 98					77	A	Missouri	61 65	139	A	Santa Clara	73 77
16	H	South Dakota	74 85									248	A	Wichita St.	60 63
20	H	Gonzaga	67 70									261	H	Ball St.	74 54
												285	A	North Texas	76 83
-----															
LAST 12 Division I GAMES:															
261	H	Ball St.	74 54	20	H	Gonzaga	67 70	14	A	Indiana	74 98				
77	A	Missouri	61 65	16	H	South Dakota	74 85	285	A	North Texas	76 83				
248	A	Wichita St.	60 63	139	A	Santa Clara	73 77								

Non-Div I Games:

Missouri St.

Average RPI	Win: 250	WON-LOST RECORD	WINNING PCT. RANK	LAST 10 GAMES	STRENGTH OF SCHEDULE	OPP. STRENGTH OF SCHEDULE	TEAM RPI	ADJ. RPI	CONF. RPI	ADJ CONF. RPI
Average RPI	Loss: 145									
DIV. I ONLY		3- 6	237	0- 1	91	282	191	191	27	27
DIV. I NON-CONF.		3- 6	237	0- 1	91	282	191	191	27	27
-----										
TOTALS	RPI 1-25		RPI 26-50		W-L RECORDS		RPI 51-100		RPI 101-150	RPI 150+
3- 6	0- 0		0- 2		OVERALL		0- 0		0- 2	3- 2
1- 2	0- 0		0- 1		HOME		0- 0		0- 1	1- 0
2- 4	0- 0		0- 1		AWAY		0- 0		0- 1	2- 2
0- 0	0- 0		0- 0		NEUTRAL		0- 0		0- 0	0- 0
3- 6	0- 0		0- 2		NON-CONFERENCE		0- 0		0- 2	3- 2
1- 2	0- 0		0- 1		HOME		0- 0		0- 1	1- 0
2- 4	0- 0		0- 1		AWAY		0- 0		0- 1	2- 2
0- 0	0- 0		0- 0		NEUTRAL		0- 0		0- 0	0- 0
0- 0	0- 0		0- 0		CONFERENCE		0- 0		0- 0	0- 0
0- 0	0- 0		0- 0		HOME		0- 0		0- 0	0- 0
0- 0	0- 0		0- 0		AWAY		0- 0		0- 0	0- 0
0- 0	0- 0		0- 0		NEUTRAL		0- 0		0- 0	0- 0

RPI	S	Opponent	Score	RPI	S	Opponent	Score	RPI	S	Opponent	Score	RPI	S	Opponent	Score
33	A	Virginia Tech	49 82	48	H	Bucknell	32 70					130	H	Princeton	47 79
												137	A	Lehigh	48 63
												197	A	East Carolina	67 73
												211	A	Sacred Heart	55 50
												217	A	George Washington	55 51
												323	H	Albany (NY)	64 56
												324	A	Lafayette	69 73
-----															
Team's RPI: 191															
LAST 12 Division I GAMES:															
130	H	Princeton	47 79	211	A	Sacred Heart	55 50	323	H	Albany (NY)	64 56	33	A	Virginia Tech	49 82
324	A	Lafayette	69 73	48	H	Bucknell	32 70	137	A	Lehigh	48 63	197	A	East Carolina	67 73
217	A	George Washington	55 51												

Non-Div I Games:

Monmouth

Average RPI Win:	201	WON-LOST	WINNING	LAST 10	STRENGTH OF	OPP. STRENGTH	TEAM	ADJ.	CONF.	ADJ CONF.
Average RPI Loss:	50	RECORD	PCT. RANK	GAMES	SCHEDULE	OF SCHEDULE	RPI	RPI	RPI	RPI

DIV. I ONLY	4- 4	161	1- 0	39	187	74	74	11	11
DIV. I NON-CONF.	4- 4	161	1- 0	39	187	74	74	11	11
TOTALS	RPI 1-25	RPI 26-50	W-L RECORDS	RPI 51-100	RPI 101-150	RPI 150+			
4- 4	0- 2	0- 0	OVERALL	1- 1	1- 1	2- 0			
2- 1	0- 1	0- 0	HOME	1- 0	1- 0	0- 0			
1- 3	0- 1	0- 0	AWAY	0- 1	0- 1	1- 0			
1- 0	0- 0	0- 0	NEUTRAL	0- 0	0- 0	1- 0			
4- 4	0- 2	0- 0	NON-CONFERENCE	1- 1	1- 1	2- 0			
2- 1	0- 1	0- 0	HOME	1- 0	1- 0	0- 0			
1- 3	0- 1	0- 0	AWAY	0- 1	0- 1	1- 0			
1- 0	0- 0	0- 0	NEUTRAL	0- 0	0- 0	1- 0			
0- 0	0- 0	0- 0	CONFERENCE	0- 0	0- 0	0- 0			
0- 0	0- 0	0- 0	HOME	0- 0	0- 0	0- 0			
0- 0	0- 0	0- 0	AWAY	0- 0	0- 0	0- 0			
0- 0	0- 0	0- 0	NEUTRAL	0- 0	0- 0	0- 0			

RPI S Opponent Score	RPI S Opponent Score	RPI S Opponent Score	RPI S Opponent Score
16 H South Dakota 41 64		63 A Washington 54 69	101 A Arizona 51 100
20 A Gonzaga 52 76		86 H UC Davis 62 56	112 H Northern Ill. 86 70
			263 N Saint Francis (PA) 79 77
			344 A Grand Canyon 69 47
LAST 12 Division I GAMES:			
263 N Saint Francis (PA) 79 77	16 H South Dakota 41 64		
86 H UC Davis 62 56	20 A Gonzaga 52 76		
63 A Washington 54 69			
344 A Grand Canyon 69 47			
101 A Arizona 51 100			
112 H Northern Ill. 86 70			

Non-Div I Games: Providence (MT) 90 45

Montana



Average RPI Win:	226	WON-LOST	WINNING	LAST 10	STRENGTH OF	OPP. STRENGTH	TEAM	ADJ.	CONF.	ADJ CONF.
Average RPI Loss:	50	RECORD	PCT. RANK	GAMES	SCHEDULE	OF SCHEDULE	RPI	RPI	RPI	RPI
DIV. I ONLY	4- 4	161	1- 0	104	102	94	94	11	11	
DIV. I NON-CONF.	4- 4	161	1- 0	104	102	94	94	11	11	
-----										
TOTALS	RPI 1-25	RPI 26-50	W-L RECORDS	RPI 51-100	RPI 101-150	RPI 150+				
4- 4	0- 1	0- 0	OVERALL	0- 3	0- 0	4- 0				
2- 0	0- 0	0- 0	HOME	0- 0	0- 0	2- 0				
1- 4	0- 1	0- 0	AWAY	0- 3	0- 0	1- 0				
1- 0	0- 0	0- 0	NEUTRAL	0- 0	0- 0	1- 0				
4- 4	0- 1	0- 0	NON-CONFERENCE	0- 3	0- 0	4- 0				
2- 0	0- 0	0- 0	HOME	0- 0	0- 0	2- 0				
1- 4	0- 1	0- 0	AWAY	0- 3	0- 0	1- 0				
1- 0	0- 0	0- 0	NEUTRAL	0- 0	0- 0	1- 0				
0- 0	0- 0	0- 0	CONFERENCE	0- 0	0- 0	0- 0				
0- 0	0- 0	0- 0	HOME	0- 0	0- 0	0- 0				
0- 0	0- 0	0- 0	AWAY	0- 0	0- 0	0- 0				
0- 0	0- 0	0- 0	NEUTRAL	0- 0	0- 0	0- 0				

RPI	S	Opponent	Score	RPI	S	Opponent	Score	RPI	S	Opponent	Score	RPI	S	Opponent	Score
7	A	Marquette	52 100					51	A	Wyoming	58 66	161	A	Texas St.	67 59
								57	A	TCU	49 71	208	N	Delaware	69 60
								85	A	SFA	53 60	260	H	Omaha	59 56
												274	H	Long Beach St.	85 62
-----															
LAST 12 Division I GAMES:															
274	H	Long Beach St.	85 62	161	A	Texas St.	67 59	51	A	Wyoming	58 66	260	H	Omaha	59 56
208	N	Delaware	69 60	57	A	TCU	49 71	7	A	Marquette	52 100	85	A	SFA	53 60

Non-Div I Games: Carroll (MT) 64 48

Montana St.

Average RPI Win:	282	WON-LOST	WINNING	LAST 10	STRENGTH OF	OPP. STRENGTH	TEAM	ADJ.	CONF.	ADJ CONF.
Average RPI Loss:	104	RECORD	PCT. RANK	GAMES	SCHEDULE	OF SCHEDULE	RPI	RPI	RPI	RPI
DIV. I ONLY	6- 3	97	1- 0	272	274	177	177	20	20	
DIV. I NON-CONF.	6- 3	97	1- 0	272	274	177	177	20	20	
-----										
TOTALS	RPI 1-25	RPI 26-50	W-L RECORDS	RPI 51-100	RPI 101-150	RPI 150+				
6- 3	0- 2	0- 0	OVERALL	0- 0	1- 0	5- 1				
3- 1	0- 0	0- 0	HOME	0- 0	0- 0	3- 1				
3- 2	0- 2	0- 0	AWAY	0- 0	1- 0	2- 0				
0- 0	0- 0	0- 0	NEUTRAL	0- 0	0- 0	0- 0				
6- 3	0- 2	0- 0	NON-CONFERENCE	0- 0	1- 0	5- 1				
3- 1	0- 0	0- 0	HOME	0- 0	0- 0	3- 1				
3- 2	0- 2	0- 0	AWAY	0- 0	1- 0	2- 0				
0- 0	0- 0	0- 0	NEUTRAL	0- 0	0- 0	0- 0				
0- 0	0- 0	0- 0	CONFERENCE	0- 0	0- 0	0- 0				
0- 0	0- 0	0- 0	HOME	0- 0	0- 0	0- 0				
0- 0	0- 0	0- 0	AWAY	0- 0	0- 0	0- 0				
0- 0	0- 0	0- 0	NEUTRAL	0- 0	0- 0	0- 0				

RPI 1-25				RPI 26-50				RPI 51-100				RPI 101+ Team's RPI: 177			
RPI	S	Opponent	Score	RPI	S	Opponent	Score	RPI	S	Opponent	Score	RPI	S	Opponent	Score
11	A	Kentucky	57 87									124	A	Radford	79 72
12	A	Baylor	58 96									249	A	Gardner-Webb	84 69
												290	H	St. Francis Brooklyn	94 101
												309	H	Valparaiso	68 62
												325	A	N. C. A&T	72 67
												334	H	Chicago St.	104 68
												348	H	Evansville	85 63
-----															
LAST 12 Division I GAMES:															
124	A	Radford	79 72	348	H	Evansville	85 63	11	A	Kentucky	57 87	290	H	St. Francis Brooklyn	94 101
12	A	Baylor	58 96					334	H	Chicago St.	104 68	309	H	Valparaiso	68 62
325	A	N. C. A&T	72 67					249	A	Gardner-Webb	84 69				

Non-Div I Games: Alice Lloyd 121 56 Ky. Christian 119 28

Morehead St.

Average RPI Win:	0	WON-LOST	WINNING	LAST 10	STRENGTH OF	OPP. STRENGTH	TEAM	ADJ.	CONF.	ADJ CONF.
Average RPI Loss:	167	RECORD	PCT. RANK	GAMES	SCHEDULE	OF SCHEDULE	RPI	RPI	RPI	RPI
DIV. I ONLY	0- 9	330	0- 1	213	192	337	337	32	32	
DIV. I NON-CONF.	0- 9	330	0- 1	213	192	337	337	32	32	
-----										
TOTALS	RPI 1-25	RPI 26-50	W-L RECORDS	RPI 51-100	RPI 101-150	RPI 150+				
0- 9	0- 0	0- 1	OVERALL	0- 2	0- 2	0- 4				
0- 1	0- 0	0- 0	HOME	0- 0	0- 0	0- 1				
0- 5	0- 0	0- 0	AWAY	0- 2	0- 1	0- 2				
0- 3	0- 0	0- 1	NEUTRAL	0- 0	0- 1	0- 1				
0- 9	0- 0	0- 1	NON-CONFERENCE	0- 2	0- 2	0- 4				
0- 1	0- 0	0- 0	HOME	0- 0	0- 0	0- 1				
0- 5	0- 0	0- 0	AWAY	0- 2	0- 1	0- 2				
0- 3	0- 0	0- 1	NEUTRAL	0- 0	0- 1	0- 1				
0- 0	0- 0	0- 0	CONFERENCE	0- 0	0- 0	0- 0				
0- 0	0- 0	0- 0	HOME	0- 0	0- 0	0- 0				
0- 0	0- 0	0- 0	AWAY	0- 0	0- 0	0- 0				
0- 0	0- 0	0- 0	NEUTRAL	0- 0	0- 0	0- 0				

RPI 1-25				RPI 26-50				RPI 51-100				RPI 101+ Team's RPI: 337			
RPI	S	Opponent	Score	RPI	S	Opponent	Score	RPI	S	Opponent	Score	RPI	S	Opponent	Score
				40	N	Maryl and	44 68	64	A	Michigan	47 70	119	A	Hartford	59 80
								85	A	SFA	42 69	134	N	Georgi a	33 60
												207	A	Western Ky.	43 90
												252	H	Central Conn. St.	36 60
												292	N	Niagara	57 67
												314	A	FIU	50 59
LAST 12 Division I GAMES:															
				292	N	Niagara	57 67	40	N	Maryl and	44 68				
				64	A	Michigan	47 70	134	N	Georgi a	33 60				
				314	A	FIU	50 59	85	A	SFA	42 69				
				207	A	Western Ky.	43 90	119	A	Hartford	59 80				
				252	H	Central Conn. St.	36 60								

Non-Div I Games: Washington Adventist 60 43 Lincoln (PA) 46 51

Morgan St.

Average RPI Win:	261
Average RPI Loss:	95

DIV. I ONLY	4- 4	161	0- 1	191	221	128	128	31	31
DIV. I NON-CONF.	4- 4	161	0- 1	191	221	128	128	31	31
TOTALS	RPI 1-25	RPI 26-50	W-L RECORDS	RPI 51-100	RPI 101-150	RPI 150+			
4- 4	0- 0	0- 2	OVERALL	0- 1	0- 0	4- 1			
1- 0	0- 0	0- 0	HOME	0- 0	0- 0	1- 0			
3- 4	0- 0	0- 2	AWAY	0- 1	0- 0	3- 1			
0- 0	0- 0	0- 0	NEUTRAL	0- 0	0- 0	0- 0			
4- 4	0- 0	0- 2	NON-CONFERENCE	0- 1	0- 0	4- 1			
1- 0	0- 0	0- 0	HOME	0- 0	0- 0	1- 0			
3- 4	0- 0	0- 2	AWAY	0- 1	0- 0	3- 1			
0- 0	0- 0	0- 0	NEUTRAL	0- 0	0- 0	0- 0			
0- 0	0- 0	0- 0	CONFERENCE	0- 0	0- 0	0- 0			
0- 0	0- 0	0- 0	HOME	0- 0	0- 0	0- 0			
0- 0	0- 0	0- 0	AWAY	0- 0	0- 0	0- 0			
0- 0	0- 0	0- 0	NEUTRAL	0- 0	0- 0	0- 0			

RPI 1-25				RPI 26-50				RPI 51-100				RPI 101+ Team's RPI: 128			
RPI	S	Opponent	Score	RPI	S	Opponent	Score	RPI	S	Opponent	Score	RPI	S	Opponent	Score
				33	A	Vi rgi ni a Tech	51 83	64	A	Mi chi gan	40 88	196	H	Towson	87 78
				49	A	Duquesne	64 73					232	A	Ri der	67 85
												249	A	Gardner-Webb	69 62
												276	A	UMBC	65 52
												322	A	Loyol a Maryl and	77 67
LAST 12 Di vi si on I GAMES:															
				249	A	Gardner-Webb	69 62	33	A	Vi rgi ni a Tech	51 83				
				322	A	Loyol a Maryl and	77 67	276	A	UMBC	65 52				
				196	H	Towson	87 78								
				232	A	Ri der	67 85								
				49	A	Duquesne	64 73								
				64	A	Mi chi gan	40 88								

Mt. St. Mary's

Average RPI Win:	337	WON-LOST	WINNING	LAST 10	STRENGTH OF	OPP. STRENGTH	TEAM	ADJ.	CONF.	ADJ CONF.
Average RPI Loss:	148	RECORD	PCT. RANK	GAMES	SCHEDULE	OF SCHEDULE	RPI	RPI	RPI	RPI
DIV. I ONLY	2- 4	237	0- 0	236	318	301	301	20	20	
DIV. I NON-CONF.	2- 4	237	0- 0	236	318	301	301	20	20	
-----										
TOTALS	RPI 1-25	RPI 26-50	W-L RECORDS	RPI 51-100	RPI 101-150	RPI 150+				
2- 4	0- 0	0- 1	OVERALL	0- 0	0- 1	2- 2				
2- 1	0- 0	0- 0	HOME	0- 0	0- 0	2- 1				
0- 3	0- 0	0- 1	AWAY	0- 0	0- 1	0- 1				
0- 0	0- 0	0- 0	NEUTRAL	0- 0	0- 0	0- 0				
2- 4	0- 0	0- 1	NON-CONFERENCE	0- 0	0- 1	2- 2				
2- 1	0- 0	0- 0	HOME	0- 0	0- 0	2- 1				
0- 3	0- 0	0- 1	AWAY	0- 0	0- 1	0- 1				
0- 0	0- 0	0- 0	NEUTRAL	0- 0	0- 0	0- 0				
0- 0	0- 0	0- 0	CONFERENCE	0- 0	0- 0	0- 0				
0- 0	0- 0	0- 0	HOME	0- 0	0- 0	0- 0				
0- 0	0- 0	0- 0	AWAY	0- 0	0- 0	0- 0				
0- 0	0- 0	0- 0	NEUTRAL	0- 0	0- 0	0- 0				

RPI 1-25				RPI 26-50				RPI 51-100				RPI 101+ Team's RPI: 301			
RPI	S	Opponent	Score	RPI	S	Opponent	Score	RPI	S	Opponent	Score	RPI	S	Opponent	Score
				42	A	Butler	65 86					123	A	Illinois	52 84
												170	A	Arkansas St.	63 74
												255	H	Alabama A&M	53 59
												326	H	Lipscomb	97 61
												348	H	Evansville	81 53
-----															
								LAST 12 Division I GAMES:							
								123	A	Illinois	52 84				
								255	H	Alabama A&M	53 59				
								170	A	Arkansas St.	63 74				
								326	H	Lipscomb	97 61				
								42	A	Butler	65 86				
								348	H	Evansville	81 53				

N  
•  
C  
•  
A  
&  
T

N  
•  
C  
•  
A  
&  
T

■ Loss, ■ Non-Conf, S Site, H Home A Away N Neutral

Average RPI Win:	288	WON-LOST	WINNING	LAST 10	STRENGTH OF	OPP. STRENGTH	TEAM	ADJ.	CONF.	ADJ CONF.
Average RPI Loss:	179	RECORD	PCT. RANK	GAMES	SCHEDULE	OF SCHEDULE	RPI	RPI	RPI	RPI

DIV. I ONLY	2- 7	274	1- 0	288	259	339	339	32	32
DIV. I NON-CONF.	2- 7	274	1- 0	288	259	339	339	32	32
TOTALS	RPI 1-25	RPI 26-50	W-L RECORDS	RPI 51-100	RPI 101-150	RPI 150+			
2- 7	0- 1	0- 0	OVERALL	0- 0	0- 0	2- 6			
2- 4	0- 0	0- 0	HOME	0- 0	0- 0	2- 4			
0- 3	0- 1	0- 0	AWAY	0- 0	0- 0	0- 2			
0- 0	0- 0	0- 0	NEUTRAL	0- 0	0- 0	0- 0			
2- 7	0- 1	0- 0	NON-CONFERENCE	0- 0	0- 0	2- 6			
2- 4	0- 0	0- 0	HOME	0- 0	0- 0	2- 4			
0- 3	0- 1	0- 0	AWAY	0- 0	0- 0	0- 2			
0- 0	0- 0	0- 0	NEUTRAL	0- 0	0- 0	0- 0			
0- 0	0- 0	0- 0	CONFERENCE	0- 0	0- 0	0- 0			
0- 0	0- 0	0- 0	HOME	0- 0	0- 0	0- 0			
0- 0	0- 0	0- 0	AWAY	0- 0	0- 0	0- 0			
0- 0	0- 0	0- 0	NEUTRAL	0- 0	0- 0	0- 0			

RPI S Opponent Score	RPI S Opponent Score	RPI S Opponent Score	RPI S Opponent Score
17 A Iowa 39 106			154 H Coastal Caro. 66 89
			173 A Winthrop 41 66
			184 H UNCW 82 89
			194 H El on 54 83
			226 A High Poi nt 69 80
			242 H Wofford 66 59
			303 H USC Upstate 63 82
			333 H UNC Greensboro 66 57
LAST 12 Division I GAMES:			
17 A Iowa 39 106	242 H Wofford 66 59		
173 A Winthrop 41 66	333 H UNC Greensboro 66 57		
194 H El on 54 83	154 H Coastal Caro. 66 89		
226 A High Poi nt 69 80	303 H USC Upstate 63 82		
	184 H UNCW 82 89		

Non-Div I Games: Johnson & Wales (NC) 5 43

N. C. Central

N  
C  
S  
t  
a  
t  
e

NC State					Through Games Of Dec. 17, 2018										
Average RPI	Win:	112	WON-LOST	WINNING	LAST 10	STRENGTH OF	OPP. STRENGTH	TEAM	ADJ.	CONF.	ADJ CONF.				
Average RPI	Loss:	0	RECORD	PCT. RANK	GAMES	SCHEDULE	OF SCHEDULE	RPI	RPI	RPI	RPI				
DIV. I ONLY		11- 0		1	1- 0	18	71	3	3	1	1				
DIV. I NON-CONF.		11- 0		1	1- 0	18	71	3	3	1	1				
-----															
TOTALS	RPI 1-25		RPI 26-50		W-L RECORDS	RPI 51-100		RPI 101-150		RPI 150+					
11- 0	2- 0		2- 0		OVERALL	1- 0		2- 0		4- 0					
8- 0	1- 0		2- 0		HOME	1- 0		2- 0		2- 0					
1- 0	0- 0		0- 0		AWAY	0- 0		0- 0		1- 0					
2- 0	1- 0		0- 0		NEUTRAL	0- 0		0- 0		1- 0					
11- 0	2- 0		2- 0		NON-CONFERENCE	1- 0		2- 0		4- 0					
8- 0	1- 0		2- 0		HOME	1- 0		2- 0		2- 0					
1- 0	0- 0		0- 0		AWAY	0- 0		0- 0		1- 0					
2- 0	1- 0		0- 0		NEUTRAL	0- 0		0- 0		1- 0					
0- 0	0- 0		0- 0		CONFERENCE	0- 0		0- 0		0- 0					
0- 0	0- 0		0- 0		HOME	0- 0		0- 0		0- 0					
0- 0	0- 0		0- 0		AWAY	0- 0		0- 0		0- 0					
0- 0	0- 0		0- 0		NEUTRAL	0- 0		0- 0		0- 0					
-----															
RPI 1-25			Team's RPI: 3			RPI 26-50			RPI 51-100			RPI 101+			
RPI	S	Opponent	Score	RPI	S	Opponent	Score	RPI	S	Opponent	Score	RPI	S	Opponent	Score
22	H	Old Domini on	85 56	38	H	Maine	84 46	64	H	Mi chi gan	66 55	124	H	Radford	75 58
25	N	Michi gan St.	78 74	47	H	Bel mont	77 62					138	H	Kent St.	78 61
												163	H	Vanderbi l t	74 54
												182	A	Georgetown	76 65
												213	H	Hampton	83 51
												217	N	George Washi ngton	69 61
-----															
LAST 12 Di vision I GAMES:															
38	H	Maine	84 46	213	H	Hampton	83 51								
182	A	Georgetown	76 65	22	H	Old Domini on	85 56								
163	H	Vanderbi l t	74 54	64	H	Mi chi gan	66 55								
138	H	Kent St.	78 61	217	N	George Washi ngton	69 61								
47	H	Bel mont	77 62	25	N	Mi chi gan St.	78 74								
				124	H	Radford	75 58								

N  
C  
S  
t  
a  
t  
e

Non-Div I Games:

NC State



Average RPI Win:	332	WON-LOST	WINNING	LAST 10	STRENGTH OF	OPP. STRENGTH	TEAM	ADJ.	CONF.	ADJ CONF.
Average RPI Loss:	236	RECORD	PCT. RANK	GAMES	SCHEDULE	OF SCHEDULE	RPI	RPI	RPI	RPI
DIV. I ONLY	3- 8	266	1- 0	323	333	329	329	25	25	
DIV. I NON-CONF.	3- 8	266	1- 0	323	333	329	329	25	25	
-----										
TOTALS	RPI 1-25	RPI 26-50	W-L RECORDS	RPI 51-100	RPI 101-150	RPI 150+				
3- 8	0- 0	0- 0	OVERALL	0- 0	0- 1	3- 7				
1- 2	0- 0	0- 0	HOME	0- 0	0- 0	1- 2				
2- 6	0- 0	0- 0	AWAY	0- 0	0- 1	2- 5				
0- 0	0- 0	0- 0	NEUTRAL	0- 0	0- 0	0- 0				
3- 8	0- 0	0- 0	NON-CONFERENCE	0- 0	0- 1	3- 7				
1- 2	0- 0	0- 0	HOME	0- 0	0- 0	1- 2				
2- 6	0- 0	0- 0	AWAY	0- 0	0- 1	2- 5				
0- 0	0- 0	0- 0	NEUTRAL	0- 0	0- 0	0- 0				
0- 0	0- 0	0- 0	CONFERENCE	0- 0	0- 0	0- 0				
0- 0	0- 0	0- 0	HOME	0- 0	0- 0	0- 0				
0- 0	0- 0	0- 0	AWAY	0- 0	0- 0	0- 0				
0- 0	0- 0	0- 0	NEUTRAL	0- 0	0- 0	0- 0				

RPI 1-25				RPI 26-50				RPI 51-100				RPI 101+ Team's RPI : 329			
RPI	S	Opponent	Score	RPI	S	Opponent	Score	RPI	S	Opponent	Score	RPI	S	Opponent	Score
												111	A	Penn	42 85
												204	A	Howard	57 77
												220	A	West Virginia	50 95
												222	H	Southeast Mo. St.	58 68
												232	A	Rider	46 67
												275	H	Vermont	63 71
												281	A	Saint Peter's	57 70
												319	A	Colgate	71 53
												327	H	Western Caro.	79 71
												342	A	Fairleigh Dickinson	43 64
												351	A	LIU Brooklyn	72 51
LAST 12 Division I GAMES:															
319	A	Colgate	71 53	232	A	Rider	46 67								
351	A	LIU Brooklyn	72 51	222	H	Southeast Mo. St.	58 68								
275	H	Vermont	63 71	327	H	Western Caro.	79 71								
204	A	Howard	57 77	342	A	Fairleigh Dickinson	43 64								
281	A	Saint Peter's	57 70	111	A	Penn	42 85								
				220	A	West Virginia	50 95								

Non-Di v I Games:

NJIT

Average RPI	Win: 244	WON-LOST RECORD	WINNING PCT. RANK	LAST 10 GAMES	STRENGTH OF SCHEDULE	OPP. STRENGTH OF SCHEDULE	TEAM RPI	ADJ. RPI	CONF. RPI	ADJ CONF. RPI
Average RPI	Loss: 141									
DIV. I ONLY		3- 4	205	0- 1	159	270	202	202	23	23
DIV. I NON-CONF.		3- 4	205	0- 1	159	270	202	202	23	23
-----										
TOTALS	RPI 1-25		RPI 26-50		W-L RECORDS		RPI 51-100		RPI 101-150	RPI 150+
3- 4	0- 1		0- 0		OVERALL		0- 0		0- 2	3- 1
1- 2	0- 0		0- 0		HOME		0- 0		0- 2	1- 0
2- 2	0- 1		0- 0		AWAY		0- 0		0- 0	2- 1
0- 0	0- 0		0- 0		NEUTRAL		0- 0		0- 0	0- 0
3- 4	0- 1		0- 0		NON-CONFERENCE		0- 0		0- 2	3- 1
1- 2	0- 0		0- 0		HOME		0- 0		0- 2	1- 0
2- 2	0- 1		0- 0		AWAY		0- 0		0- 0	2- 1
0- 0	0- 0		0- 0		NEUTRAL		0- 0		0- 0	0- 0
0- 0	0- 0		0- 0		CONFERENCE		0- 0		0- 0	0- 0
0- 0	0- 0		0- 0		HOME		0- 0		0- 0	0- 0
0- 0	0- 0		0- 0		AWAY		0- 0		0- 0	0- 0
0- 0	0- 0		0- 0		NEUTRAL		0- 0		0- 0	0- 0

RPI 1-25				RPI 26-50				RPI 51-100				RPI 101+				Team's RPI: 202
RPI	S	Opponent	Score	RPI	S	Opponent	Score	RPI	S	Opponent	Score	RPI	S	Opponent	Score	
24	A	Col orado	43 59									111	H	Penn	61 65	
												133	H	Marist	48 72	
												176	A	Air Force	54 47	
												232	A	Rider	66 60	
												294	A	Norfolk St.	58 65	
												325	H	N. C. A&T	72 49	
-----																
LAST 12 Division I GAMES:																
24	A	Col orado	43 59	111	H	Penn	61 65	294	A	Norfolk St.	58 65	133	H	Marist	48 72	
176	A	Air Force	54 47													
232	A	Rider	66 60													
325	H	N. C. A&T	72 49													

Non-Div I Games: Catholic 81 36

Navy

Average RPI Win:

169

Average RPI Loss:

65

WON-LOST  
RECORD

5- 5

WINNING  
PCT. RANK

161

LAST 10  
GAMES

1- 0

STRENGTH OF  
SCHEDULE

75

OPP. STRENGTH  
OF SCHEDULE

63

TEAM  
RPI

110

ADJ.  
RPI

110

CONF.  
RPI

3

ADJ CONF.  
RPI

3

DIV. I ONLY  
DIV. I NON-CONF.

5- 5

161

1- 0

75

63

110

110

3

3

5- 5

161

1- 0

75

63

110

110

3

3

TOTALS

RPI 1-25

RPI 26-50

W-L RECORDS

RPI 51-100

RPI 101-150

RPI 150+

5- 5

0- 3

0- 0

OVERALL

1- 0

2- 1

2- 1

4- 1

0- 1

0- 0

HOME

1- 0

1- 0

2- 0

0- 4

0- 2

0- 0

AWAY

0- 0

0- 1

0- 1

1- 0

0- 0

0- 0

NEUTRAL

0- 0

1- 0

0- 0

5- 5

0- 3

0- 0

NON-CONFERENCE

1- 0

2- 1

2- 1

4- 1

0- 1

0- 0

HOME

1- 0

1- 0

2- 0

0- 4

0- 2

0- 0

AWAY

0- 0

0- 1

0- 1

1- 0

0- 0

0- 0

NEUTRAL

0- 0

1- 0

0- 0

0- 0

0- 0

0- 0

CONFERENCE

0- 0

0- 0

0- 0

0- 0

0- 0

0- 0

HOME

0- 0

0- 0

0- 0

0- 0

0- 0

0- 0

AWAY

0- 0

0- 0

0- 0

0- 0

0- 0

0- 0

NEUTRAL

0- 0

0- 0

0- 0

RPI 1-25

RPI 26-50

RPI 51-100

RPI 101+

Team's RPI: 110

RPI	S	Opponent	Score
8	H	Drake	77 83
9	A	Louisville	68 85
23	A	Miami (FL)	68 82

RPI	S	Opponent	Score
-----	---	----------	-------

RPI	S	Opponent	Score
70	H	Kansas	58 52

RPI	S	Opponent	Score
103	H	Denver	96 71
114	A	Creighton	65 74
124	N	Radford	77 39
171	A	Washington St.	84 87
247	H	San Jose St.	96 63
303	H	USC Upstate	87 64

LAST 12 Division I GAMES:

114	A	Creighton	65	74	103	H	Denver	96	71
9	A	Louisville	68	85	247	H	San Jose St.	96	63
124	N	Radford	77	39	70	H	Kansas	58	52
23	A	Miami (FL)	68	82	8	H	Drake	77	83
171	A	Washington St.	84	87					
303	H	USC Upstate	87	64					

Nebraska

Nebraska

Non-Div I Games:

Nebraska

Loss, 
 Non-Conf, S Site, 
 H Home
A Away 
 N Neutral

Average RPI Win: 274  
Average RPI Loss: 100

WON-LOST  
RECORD

WINNING  
PCT. RANK

LAST 10  
GAMES

STRENGTH OF  
SCHEDULE

OPP. STRENGTH  
OF SCHEDULE

TEAM  
RPI

ADJ.  
RPI

CONF.  
RPI

ADJ CONF.  
RPI

DIV. I ONLY	1- 7	309	0- 1	12	283	198	198	9	9
DIV. I NON-CONF.	1- 7	309	0- 1	12	283	198	198	9	9
<hr/>									
TOTALS	RPI 1-25	RPI 26-50	W-L RECORDS	RPI 51-100	RPI 101-150	RPI 150+			
1- 7	0- 1	0- 0	OVERALL	0- 3	0- 2	1- 1			
0- 4	0- 1	0- 0	HOME	0- 2	0- 0	0- 1			
1- 1	0- 0	0- 0	AWAY	0- 0	0- 1	1- 0			
0- 2	0- 0	0- 0	NEUTRAL	0- 1	0- 1	0- 0			
1- 7	0- 1	0- 0	NON-CONFERENCE	0- 3	0- 2	1- 1			
0- 4	0- 1	0- 0	HOME	0- 2	0- 0	0- 1			
1- 1	0- 0	0- 0	AWAY	0- 0	0- 1	1- 0			
0- 2	0- 0	0- 0	NEUTRAL	0- 1	0- 1	0- 0			
0- 0	0- 0	0- 0	CONFERENCE	0- 0	0- 0	0- 0			
0- 0	0- 0	0- 0	HOME	0- 0	0- 0	0- 0			
0- 0	0- 0	0- 0	AWAY	0- 0	0- 0	0- 0			
0- 0	0- 0	0- 0	NEUTRAL	0- 0	0- 0	0- 0			

RPI 1-25				RPI 26-50				RPI 51-100				RPI 101+ Team's RPI: 198			
RPI	S	Opponent	Score	RPI	S	Opponent	Score	RPI	S	Opponent	Score	RPI	S	Opponent	Score
24	H	Colorado	52 65					53	H	Southern California	51 72	112	N	Northern Ill.	69 98
								86	N	UC Davis	68 84	139	A	Santa Clara	48 56
								99	H	Utah	52 74	187	H	Texas Tech	67 86
												274	A	Long Beach St.	76 67
<hr/>															
LAST 12 Division I GAMES:															
274	A	Long Beach St.	76 67	112	N	Northern Ill.	69 98	187	H	Texas Tech	67 86				
139	A	Santa Clara	48 56	86	N	UC Davis	68 84	53	H	Southern California	51 72				
99	H	Utah	52 74	24	H	Colorado	52 65								

Non-Div I Games: Stanislaus St. 75 52

Nevada

Average RPI Win: 248

Average RPI Loss: 169

WON-LOST  
RECORDWINNING  
PCT. RANKLAST 10  
GAMESSTRENGTH OF  
SCHEDULEOPP. STRENGTH  
OF SCHEDULETEAM  
RPIADJ.  
RPICONF.  
RPIADJ CONF.  
RPIDIV. I ONLY  
DIV. I NON-CONF.2- 8  
2- 8283  
2830- 1  
0- 1124  
124293  
293277  
277277  
27722  
2222  
22

TOTALS

RPI 1-25

RPI 26-50

W-L RECORDS

RPI 51-100

RPI 101-150

RPI 150+

2- 8  
2- 1  
0- 7  
0- 00- 0  
0- 0  
0- 0  
0- 00- 2  
0- 0  
0- 2  
0- 0OVERALL  
HOME  
AWAY  
NEUTRAL0- 1  
0- 0  
0- 1  
0- 00- 0  
0- 0  
0- 0  
0- 02- 5  
2- 1  
0- 4  
0- 02- 8  
2- 1  
0- 7  
0- 00- 0  
0- 0  
0- 0  
0- 00- 2  
0- 0  
0- 2  
0- 0NON-CONFERENCE  
HOME  
AWAY  
NEUTRAL0- 1  
0- 0  
0- 1  
0- 00- 0  
0- 0  
0- 0  
0- 02- 5  
2- 1  
0- 4  
0- 00- 0  
0- 0  
0- 0  
0- 00- 0  
0- 0  
0- 0  
0- 00- 0  
0- 0  
0- 0  
0- 0CONFERENCE  
HOME  
AWAY  
NEUTRAL0- 0  
0- 0  
0- 0  
0- 00- 0  
0- 0  
0- 0  
0- 00- 0  
0- 0  
0- 0  
0- 0

RPI 1-25

RPI 26-50

RPI 51-100

RPI 101+

Team's RPI: 277

RPI S Opponent Score

RPI S Opponent Score

29 A Northeastern 54 69  
32 A Minnesota 47 70

RPI S Opponent Score

87 A South Fla. 36 79

RPI S Opponent Score

189 A Boston U. 39 60  
209 H Holy Cross 74 62  
211 H Sacred Heart 60 71  
239 A Brown 70 76  
252 A Central Conn. St. 47 56  
286 H Bryant 79 74  
313 A North Dakota St. 51 56

LAST 12 Division I GAMES:

252 A Central Conn. St. 47 56  
209 H Holy Cross 74 62  
87 A South Fla. 36 79  
32 A Minnesota 47 70  
189 A Boston U. 39 60  
286 H Bryant 79 74  
29 A Northeastern 54 69  
211 H Sacred Heart 60 71  
239 A Brown 70 76  
313 A North Dakota St. 51 56

Non-Div I Games: U New England 68 44

New Hampshire

Average RPI	Win:	159	WON-LOST	WINNING	LAST 10	STRENGTH OF	OPP. STRENGTH	TEAM	ADJ.	CONF.	ADJ CONF.
Average RPI	Loss:	43	RECORD	PCT. RANK	GAMES	SCHEDULE	OF SCHEDULE	RPI	RPI	RPI	RPI
DIV. I ONLY		8- 1		28	1- 0	116	37	27	27	9	9
DIV. I NON-CONF.		8- 1		28	1- 0	116	37	27	27	9	9
-----											
TOTALS	RPI 1-25		RPI 26-50		W-L RECORDS	RPI 51-100		RPI 101-150		RPI 150+	
8- 1	0- 0		0- 1		OVERALL	0- 0		5- 0		3- 0	
5- 1	0- 0		0- 1		HOME	0- 0		2- 0		3- 0	
3- 0	0- 0		0- 0		AWAY	0- 0		3- 0		0- 0	
0- 0	0- 0		0- 0		NEUTRAL	0- 0		0- 0		0- 0	
8- 1	0- 0		0- 1		NON-CONFERENCE	0- 0		5- 0		3- 0	
5- 1	0- 0		0- 1		HOME	0- 0		2- 0		3- 0	
3- 0	0- 0		0- 0		AWAY	0- 0		3- 0		0- 0	
0- 0	0- 0		0- 0		NEUTRAL	0- 0		0- 0		0- 0	
0- 0	0- 0		0- 0		CONFERENCE	0- 0		0- 0		0- 0	
0- 0	0- 0		0- 0		HOME	0- 0		0- 0		0- 0	
0- 0	0- 0		0- 0		AWAY	0- 0		0- 0		0- 0	
0- 0	0- 0		0- 0		NEUTRAL	0- 0		0- 0		0- 0	

RPI 1-25				RPI 26-50				Team's RPI: 27				RPI 51-100				RPI 101+			
RPI	S	Opponent	Score	RPI	S	Opponent	Score	RPI	S	Opponent	Score	RPI	S	Opponent	Score	RPI	S	Opponent	Score
				43	H	Auburn	76 79									107	A	New Mexico St.	75 50
																107	H	New Mexico St.	83 58
																119	H	Hartford	72 65
																129	A	Houston	89 84
																142	A	Northern Ariz.	84 55
																161	H	Texas St.	82 51
																193	H	Oklahoma	84 80
																311	H	UTEP	69 51
LAST 12 Division I GAMES:																			
				119	H	Hartford	72 65					107	H	New Mexico St.	83 58				
				43	H	Auburn	76 79					193	H	Oklahoma	84 80				
				107	A	New Mexico St.	75 50					129	A	Houston	89 84				
				142	A	Northern Ariz.	84 55					161	H	Texas St.	82 51				
				311	H	UTEP	69 51												

Non-Div I Games:

New Mexico

Average RPI	Win:	238	WON-LOST	WINNING	LAST 10	STRENGTH OF	OPP. STRENGTH	TEAM	ADJ.	CONF.	ADJ CONF.
Average RPI	Loss:	65	RECORD	PCT. RANK	GAMES	SCHEDULE	OF SCHEDULE	RPI	RPI	RPI	RPI
DIV. I ONLY		3- 3		161	0- 1	53	229	107	107	30	30
DIV. I NON-CONF.		3- 3		161	0- 1	53	229	107	107	30	30
-----											
TOTALS	RPI 1-25		RPI 26-50		W-L RECORDS	RPI 51-100		RPI 101-150		RPI 150+	
3- 3	0- 0		0- 2		OVERALL	0- 0		1- 1		2- 0	
1- 2	0- 0		0- 1		HOME	0- 0		1- 1		0- 0	
2- 1	0- 0		0- 1		AWAY	0- 0		0- 0		2- 0	
0- 0	0- 0		0- 0		NEUTRAL	0- 0		0- 0		0- 0	
3- 3	0- 0		0- 2		NON-CONFERENCE	0- 0		1- 1		2- 0	
1- 2	0- 0		0- 1		HOME	0- 0		1- 1		0- 0	
2- 1	0- 0		0- 1		AWAY	0- 0		0- 0		2- 0	
0- 0	0- 0		0- 0		NEUTRAL	0- 0		0- 0		0- 0	
0- 0	0- 0		0- 0		CONFERENCE	0- 0		0- 0		0- 0	
0- 0	0- 0		0- 0		HOME	0- 0		0- 0		0- 0	
0- 0	0- 0		0- 0		AWAY	0- 0		0- 0		0- 0	
0- 0	0- 0		0- 0		NEUTRAL	0- 0		0- 0		0- 0	

RPI 1-25				RPI 26-50				RPI 51-100				RPI 101+ Team's RPI: 107			
RPI	S	Opponent	Score	RPI	S	Opponent	Score	RPI	S	Opponent	Score	RPI	S	Opponent	Score
				27	A	New Mexico	58 83					103	H	Denver	66 64
				27	H	New Mexico	50 75					140	H	Abilene Christian	46 58
												300	A	Western Mi ch.	66 54
												311	A	UTEP	69 65
-----															
LAST 12 Division I GAMES:															
				27	A	New Mexico	58 83	27	H	New Mexico	50 75				
				140	H	Abilene Christian	46 58	103	H	Denver	66 64				
				311	A	UTEP	69 65								
				300	A	Western Mi ch.	66 54								

Non-Div I Games: Tex. Permian Basin 70 38 Northern N.M. 101 51

New Mexico St.

Average RPI	Win: 253	WON-LOST	WINNING	LAST 10	STRENGTH OF	OPP. STRENGTH	TEAM	ADJ.	CONF.	ADJ CONF.
Average RPI	Loss: 132	RECORD	PCT. RANK	GAMES	SCHEDULE	OF SCHEDULE	RPI	RPI	RPI	RPI
DIV. I ONLY	1- 4	283	0- 0	67	260	201	201	24	24	
DIV. I NON-CONF.	1- 4	283	0- 0	67	260	201	201	24	24	
-----										
TOTALS	RPI 1-25	RPI 26-50	W-L RECORDS	RPI 51-100	RPI 101-150	RPI 150+				
1- 4	0- 1	0- 0	OVERALL	0- 0	0- 2	1- 1				
0- 1	0- 0	0- 0	HOME	0- 0	0- 0	0- 1				
1- 3	0- 1	0- 0	AWAY	0- 0	0- 2	1- 0				
0- 0	0- 0	0- 0	NEUTRAL	0- 0	0- 0	0- 0				
1- 4	0- 1	0- 0	NON-CONFERENCE	0- 0	0- 2	1- 1				
0- 1	0- 0	0- 0	HOME	0- 0	0- 0	0- 1				
1- 3	0- 1	0- 0	AWAY	0- 0	0- 2	1- 0				
0- 0	0- 0	0- 0	NEUTRAL	0- 0	0- 0	0- 0				
0- 0	0- 0	0- 0	CONFERENCE	0- 0	0- 0	0- 0				
0- 0	0- 0	0- 0	HOME	0- 0	0- 0	0- 0				
0- 0	0- 0	0- 0	AWAY	0- 0	0- 0	0- 0				
0- 0	0- 0	0- 0	NEUTRAL	0- 0	0- 0	0- 0				

RPI 1-25				RPI 26-50				RPI 51-100				RPI 101+				Team's RPI: 201
RPI	S	Opponent	Score	RPI	S	Opponent	Score	RPI	S	Opponent	Score	RPI	S	Opponent	Score	
23	A	Mi ami (FL)	38 78									108	A	Ri ce	56 67	
												117	A	Pi ttsburgh	38 90	
												253	A	Memphi s	66 59	
												278	H	La. -Monroe	44 57	
-----																
LAST 12 Division I GAMES:																
23	A	Mi ami (FL)	38 78	108	A	Ri ce	56 67									
253	A	Memphi s	66 59	278	H	La. -Monroe	44 57									
				117	A	Pi ttsburgh	38 90									

Non-Div I Games: Dillard 68 59 Centenary (LA) 104 42 Trinity Baptist 93 38

New Orleans



Average RPI Win:	280	WON-LOST	WINNING	LAST 10	STRENGTH OF	OPP. STRENGTH	TEAM	ADJ.	CONF.	ADJ CONF.
Average RPI Loss:	141	RECORD	PCT. RANK	GAMES	SCHEDULE	OF SCHEDULE	RPI	RPI	RPI	RPI
DIV. I ONLY	3- 7	252	1- 0	269	93	292	292	27	27	
DIV. I NON-CONF.	3- 7	252	1- 0	269	93	292	292	27	27	
-----										
TOTALS	RPI 1-25	RPI 26-50	W-L RECORDS	RPI 51-100	RPI 101-150	RPI 150+				
3- 7	0- 2	0- 0	OVERALL	0- 1	0- 1	3- 3				
2- 2	0- 0	0- 0	HOME	0- 0	0- 0	2- 2				
0- 4	0- 2	0- 0	AWAY	0- 1	0- 0	0- 1				
1- 1	0- 0	0- 0	NEUTRAL	0- 0	0- 1	1- 0				
3- 7	0- 2	0- 0	NON-CONFERENCE	0- 1	0- 1	3- 3				
2- 2	0- 0	0- 0	HOME	0- 0	0- 0	2- 2				
0- 4	0- 2	0- 0	AWAY	0- 1	0- 0	0- 1				
1- 1	0- 0	0- 0	NEUTRAL	0- 0	0- 1	1- 0				
0- 0	0- 0	0- 0	CONFERENCE	0- 0	0- 0	0- 0				
0- 0	0- 0	0- 0	HOME	0- 0	0- 0	0- 0				
0- 0	0- 0	0- 0	AWAY	0- 0	0- 0	0- 0				
0- 0	0- 0	0- 0	NEUTRAL	0- 0	0- 0	0- 0				

RPI 1-25				RPI 26-50				RPI 51-100				RPI 101+ Team's RPI: 292											
RPI	S	Opponent	Score	RPI	S	Opponent	Score	RPI	S	Opponent	Score	RPI	S	Opponent	Score								
5	A	Iowa St.	35 95					91	A	Buffal o	61 88	120	N	Yale	64 67								
15	A	Syracuse	45 94									204	H	Howard	61 68								
												240	H	Bi nghamton	79 72								
												245	H	St. Bonaventure	48 76								
												262	H	Coppin St.	71 69								
												305	A	Saint Joseph's	54 68								
												337	N	Morgan St.	67 57								
-----																							
LAST 12 Division I GAMES:																							
262	H	Coppin St.	71 69	337	N	Morgan St.	67 57																
240	H	Bi nghamton	79 72	120	N	Yale	64 67																
204	H	Howard	61 68	15	A	Syracuse	45 94																
305	A	Saint Joseph's	54 68	245	H	St. Bonaventure	48 76																
91	A	Buffal o	61 88																				
5	A	Iowa St.	35 95																				

Non-Div I Games:

Niagara

Average RPI	Win:	265	WON-LOST	WINNING	LAST 10	STRENGTH OF	OPP. STRENGTH	TEAM	ADJ.	CONF.	ADJ CONF.
Average RPI	Loss:	92	RECORD	PCT. RANK	GAMES	SCHEDULE	OF SCHEDULE	RPI	RPI	RPI	RPI
DIV. I ONLY		4- 5		191	0- 1	223	138	175	175	24	24
DIV. I NON-CONF.		4- 5		191	0- 1	223	138	175	175	24	24
-----											
TOTALS	RPI 1-25		RPI 26-50		W-L RECORDS	RPI 51-100		RPI 101-150		RPI 150+	
4- 5	0- 1		0- 2		OVERALL	0- 0		0- 0		4- 2	
1- 0	0- 0		0- 0		HOME	0- 0		0- 0		1- 0	
2- 4	0- 1		0- 2		AWAY	0- 0		0- 0		2- 1	
1- 1	0- 0		0- 0		NEUTRAL	0- 0		0- 0		1- 1	
4- 5	0- 1		0- 2		NON-CONFERENCE	0- 0		0- 0		4- 2	
1- 0	0- 0		0- 0		HOME	0- 0		0- 0		1- 0	
2- 4	0- 1		0- 2		AWAY	0- 0		0- 0		2- 1	
1- 1	0- 0		0- 0		NEUTRAL	0- 0		0- 0		1- 1	
0- 0	0- 0		0- 0		CONFERENCE	0- 0		0- 0		0- 0	
0- 0	0- 0		0- 0		HOME	0- 0		0- 0		0- 0	
0- 0	0- 0		0- 0		AWAY	0- 0		0- 0		0- 0	
0- 0	0- 0		0- 0		NEUTRAL	0- 0		0- 0		0- 0	

RPI 1-25				RPI 26-50				RPI 51-100				RPI 101+				Team's RPI: 175
RPI	S	Opponent	Score	RPI	S	Opponent	Score	RPI	S	Opponent	Score	RPI	S	Opponent	Score	
12	A	Baylor	39 100	37	A	Tulane	46 71					161	A	Texas St.	67 72	
				43	A	Auburn	59 80					205	N	Texas Southern	58 57	
												208	N	Delaware	56 71	
												266	H	Mississippi Val.	72 47	
												278	A	La.-Monroe	55 54	
												311	A	UTEP	58 56	
-----																
LAST 12 Division I GAMES:																
205	N	Texas Southern	58 57	208	N	Delaware	56 71									
311	A	UTEP	58 56	161	A	Texas St.	67 72									
43	A	Auburn	59 80	278	A	La.-Monroe	55 54									
12	A	Baylor	39 100	37	A	Tulane	46 71									
				266	H	Mississippi Val.	72 47									

Non-Div I Games: Southern-N.O. 86 49

Nicholls St.

Average RPI Win: 289

Average RPI Loss: 187

WON-LOST  
RECORDWINNING  
PCT. RANKLAST 10  
GAMESSTRENGTH OF  
SCHEDULEOPP. STRENGTH  
OF SCHEDULETEAM  
RPIADJ.  
RPICONF.  
RPIADJ CONF.  
RPIDIV. I ONLY  
DIV. I NON-CONF.3- 6  
3- 6237  
2371- 0  
1- 0277  
277238  
238294  
294294  
29432  
3232  
32

TOTALS

RPI 1-25

RPI 26-50

W-L RECORDS

RPI 51-100

RPI 101-150

RPI 150+

3- 6 0- 1  
2- 1 0- 0  
0- 5 0- 1  
1- 0 0- 00- 0  
0- 0  
0- 0  
0- 0OVERALL  
HOME  
AWAY  
NEUTRAL0- 0  
0- 0  
0- 0  
0- 00- 1  
0- 0  
0- 1  
0- 03- 4  
2- 1  
0- 3  
1- 03- 6 0- 1  
2- 1 0- 0  
0- 5 0- 1  
1- 0 0- 00- 0  
0- 0  
0- 0  
0- 0NON-CONFERENCE  
HOME  
AWAY  
NEUTRAL0- 0  
0- 0  
0- 0  
0- 00- 1  
0- 0  
0- 1  
0- 03- 4  
2- 1  
0- 3  
1- 00- 0 0- 0  
0- 0 0- 0  
0- 0 0- 0  
0- 0 0- 00- 0  
0- 0  
0- 0  
0- 0CONFERENCE  
HOME  
AWAY  
NEUTRAL0- 0  
0- 0  
0- 0  
0- 00- 0  
0- 0  
0- 0  
0- 00- 0  
0- 0  
0- 0  
0- 0

RPI 1-25

RPI 26-50

RPI 51-100

RPI 101+

Team's RPI: 294

RPI S Opponent Score  
22 A Old Domini on 53 69

RPI S Opponent Score

RPI S Opponent Score

RPI S Opponent Score

137 A Lehigh 41 62

202 H Navy 65 58

203 H Campbell 49 57

226 A High Point 51 83

234 A Ole Miss 42 60

298 A La Salle 52 62

316 N Liberty 66 53

349 H Longwood 74 42

LAST 12 Division I GAMES:

316 N Liberty 66 53  
226 A High Point 51 83  
234 A Ole Miss 42 60349 H Longwood 74 42  
298 A La Salle 52 62  
137 A Lehigh 41 62  
203 H Campbell 49 57  
202 H Navy 65 58  
22 A Old Domini on 53 69

Non-Div I Games:

Cheyney

93 40

Norfolk St.

Average RPI	Win:	241	WON-LOST	WINNING	LAST 10	STRENGTH OF	OPP. STRENGTH	TEAM	ADJ.	CONF.	ADJ CONF.
Average RPI	Loss:	69	RECORD	PCT. RANK	GAMES	SCHEDULE	OF SCHEDULE	RPI	RPI	RPI	RPI
DIV. I ONLY		5- 1		39	0- 0	342	26	144	144	25	25
DIV. I NON-CONF.		5- 1		39	0- 0	342	26	144	144	25	25
-----											
TOTALS	RPI 1-25		RPI 26-50		W-L RECORDS	RPI 51-100		RPI 101-150		RPI 150+	
5- 1	0- 0		0- 0		OVERALL	0- 1		0- 0		5- 0	
1- 0	0- 0		0- 0		HOME	0- 0		0- 0		1- 0	
3- 1	0- 0		0- 0		AWAY	0- 1		0- 0		3- 0	
1- 0	0- 0		0- 0		NEUTRAL	0- 0		0- 0		1- 0	
5- 1	0- 0		0- 0		NON-CONFERENCE	0- 1		0- 0		5- 0	
1- 0	0- 0		0- 0		HOME	0- 0		0- 0		1- 0	
3- 1	0- 0		0- 0		AWAY	0- 1		0- 0		3- 0	
1- 0	0- 0		0- 0		NEUTRAL	0- 0		0- 0		1- 0	
0- 0	0- 0		0- 0		CONFERENCE	0- 0		0- 0		0- 0	
0- 0	0- 0		0- 0		HOME	0- 0		0- 0		0- 0	
0- 0	0- 0		0- 0		AWAY	0- 0		0- 0		0- 0	
0- 0	0- 0		0- 0		NEUTRAL	0- 0		0- 0		0- 0	

RPI 1-25				RPI 26-50				RPI 51-100				RPI 101+ Team's RPI: 144				
RPI	S	Opponent	Score	RPI	S	Opponent	Score	RPI	S	Opponent	Score	RPI	S	Opponent	Score	
								69	A	Xavier	81	94	163	A	Vanderbilt	74 71
												222	N	Southeast Mo. St.	80 67	
												227	H	Alabama St.	68 42	
												266	A	Mississippi Val.	86 72	
												327	A	Western Caro.	89 66	
-----																
LAST 12 Division I GAMES:																
				266	A	Mississippi Val.	86 72	163	A	Vanderbilt	74 71					
				69	A	Xavier	81 94									
				327	A	Western Caro.	89 66									
				222	N	Southeast Mo. St.	80 67									
				227	H	Alabama St.	68 42									

Non-Div I Games: Stillman 99 43 Martin Methodist 79 48 Lane 98 57 Blue Mountain (MS) 70 42 North Ala.

Average RPI Win:	148	WON-LOST	WINNING	LAST 10	STRENGTH OF	OPP. STRENGTH	TEAM	ADJ.	CONF.	ADJ CONF.
Average RPI Loss:	37	RECORD	PCT. RANK	GAMES	SCHEDULE	OF SCHEDULE	RPI	RPI	RPI	RPI
DIV. I ONLY	7- 4	106	1- 0	31	83	36	36	1	1	
DIV. I NON-CONF.	7- 4	106	1- 0	31	83	36	36	1	1	
-----										
TOTALS	RPI 1-25	RPI 26-50	W-L RECORDS	RPI 51-100	RPI 101-150	RPI 150+				
7- 4	0- 2	1- 1	OVERALL	2- 1	1- 0	3- 0				
4- 1	0- 0	0- 1	HOME	1- 0	1- 0	2- 0				
1- 2	0- 1	0- 0	AWAY	0- 1	0- 0	1- 0				
2- 1	0- 1	1- 0	NEUTRAL	1- 0	0- 0	0- 0				
7- 4	0- 2	1- 1	NON-CONFERENCE	2- 1	1- 0	3- 0				
4- 1	0- 0	0- 1	HOME	1- 0	1- 0	2- 0				
1- 2	0- 1	0- 0	AWAY	0- 1	0- 0	1- 0				
2- 1	0- 1	1- 0	NEUTRAL	1- 0	0- 0	0- 0				
0- 0	0- 0	0- 0	CONFERENCE	0- 0	0- 0	0- 0				
0- 0	0- 0	0- 0	HOME	0- 0	0- 0	0- 0				
0- 0	0- 0	0- 0	AWAY	0- 0	0- 0	0- 0				
0- 0	0- 0	0- 0	NEUTRAL	0- 0	0- 0	0- 0				

RPI 1-25				RPI 26-50				RPI 51-100				RPI 101+			
RPI	S	Opponent	Score	RPI	S	Opponent	Score	RPI	S	Opponent	Score	RPI	S	Opponent	Score
11	N	Kentucky	75 85	28	N	UCLA	83 49	73	H	VCU	59 47	138	H	Kent St.	73 60
24	A	Col orado	74 86	38	H	Maine	73 85	76	A	Ohio St.	69 76	184	H	UNCW	82 55
								87	N	South Fla.	71 69	194	A	El on	100 69
												333	H	UNC Greensboro	83 62
-----															
LAST 12 Division I GAMES:															
				87	N	South Fla.	71 69	333	H	UNC Greensboro	83 62				
				28	N	UCLA	83 49	184	H	UNCW	82 55				
				24	A	Col orado	74 86	38	H	Maine	73 85				
				73	H	VCU	59 47	76	A	Ohio St.	69 76				
				138	H	Kent St.	73 60	11	N	Kentucky	75 85				
				194	A	El on	100 69								

Non-Div I Games:

North Carolina

Average RPI Win:	255	WON-LOST	WINNING	LAST 10	STRENGTH OF	OPP. STRENGTH	TEAM	ADJ.	CONF.	ADJ CONF.
Average RPI Loss:	112	RECORD	PCT. RANK	GAMES	SCHEDULE	OF SCHEDULE	RPI	RPI	RPI	RPI
DIV. I ONLY	2- 7	274	0- 0	96	122	185	185	13	13	
DIV. I NON-CONF.	2- 7	274	0- 0	96	122	185	185	13	13	
-----										
TOTALS	RPI 1-25	RPI 26-50	W-L RECORDS	RPI 51-100	RPI 101-150	RPI 150+				
2- 7	0- 2	0- 0	OVERALL	0- 1	0- 1	2- 3				
0- 1	0- 0	0- 0	HOME	0- 0	0- 0	0- 1				
2- 6	0- 2	0- 0	AWAY	0- 1	0- 1	2- 2				
0- 0	0- 0	0- 0	NEUTRAL	0- 0	0- 0	0- 0				
2- 7	0- 2	0- 0	NON-CONFERENCE	0- 1	0- 1	2- 3				
0- 1	0- 0	0- 0	HOME	0- 0	0- 0	0- 1				
2- 6	0- 2	0- 0	AWAY	0- 1	0- 1	2- 2				
0- 0	0- 0	0- 0	NEUTRAL	0- 0	0- 0	0- 0				
0- 0	0- 0	0- 0	CONFERENCE	0- 0	0- 0	0- 0				
0- 0	0- 0	0- 0	HOME	0- 0	0- 0	0- 0				
0- 0	0- 0	0- 0	AWAY	0- 0	0- 0	0- 0				
0- 0	0- 0	0- 0	NEUTRAL	0- 0	0- 0	0- 0				

RPI 1-25				RPI 26-50				RPI 51-100				RPI 101+ Team's RPI: 185			
RPI	S	Opponent	Score	RPI	S	Opponent	Score	RPI	S	Opponent	Score	RPI	S	Opponent	Score
5	A	Iowa St.	35 87					81	A	UNI	60 64	102	A	Penn St.	68 75
15	A	Syracuse	49 85									151	A	Rhode Island	63 77
												180	H	Milwaukee	46 64
												200	A	Massachusetts	59 52
												250	A	Illinois St.	55 67
												309	A	Valparaiso	62 56
-----															
LAST 12 Division I GAMES:															
250	A	Illinois St.	55 67	5	A	Iowa St.	35 87	180	H	Milwaukee	46 64				
309	A	Valparaiso	62 56	81	A	UNI	60 64	200	A	Massachusetts	59 52				
15	A	Syracuse	49 85					151	A	Rhode Island	63 77				
								102	A	Penn St.	68 75				

Non-Div I Games: Mayville St. 84 50

North Dakota

Average RPI Win:	293	WON-LOST	WINNING	LAST 10	STRENGTH OF	OPP. STRENGTH	TEAM	ADJ.	CONF.	ADJ CONF.
Average RPI Loss:	151	RECORD	PCT. RANK	GAMES	SCHEDULE	OF SCHEDULE	RPI	RPI	RPI	RPI
DIV. I ONLY	2- 7	274	1- 0	276	181	313	313	13	13	
DIV. I NON-CONF.	2- 7	274	1- 0	276	181	313	313	13	13	
-----										
TOTALS	RPI 1-25	RPI 26-50	W-L RECORDS	RPI 51-100	RPI 101-150	RPI 150+				
2- 7	0- 0	0- 0	OVERALL	0- 1	0- 3	2- 3				
1- 3	0- 0	0- 0	HOME	0- 0	0- 1	1- 2				
1- 3	0- 0	0- 0	AWAY	0- 1	0- 2	1- 0				
0- 1	0- 0	0- 0	NEUTRAL	0- 0	0- 0	0- 1				
2- 7	0- 0	0- 0	NON-CONFERENCE	0- 1	0- 3	2- 3				
1- 3	0- 0	0- 0	HOME	0- 0	0- 1	1- 2				
1- 3	0- 0	0- 0	AWAY	0- 1	0- 2	1- 0				
0- 1	0- 0	0- 0	NEUTRAL	0- 0	0- 0	0- 1				
0- 0	0- 0	0- 0	CONFERENCE	0- 0	0- 0	0- 0				
0- 0	0- 0	0- 0	HOME	0- 0	0- 0	0- 0				
0- 0	0- 0	0- 0	AWAY	0- 0	0- 0	0- 0				
0- 0	0- 0	0- 0	NEUTRAL	0- 0	0- 0	0- 0				

RPI 1-25				RPI 26-50				RPI 51-100				RPI 101+				Team's RPI: 313	
RPI	S	Opponent	Score	RPI	S	Opponent	Score	RPI	S	Opponent	Score	RPI	S	Opponent	Score		
								61	A	Paci fi c	68	75	112	A	Northern Ill.	63	81
													114	H	Creighton	51	86
													141	A	Wi sconsi n	53	64
													166	H	UMKC	59	69
													180	H	Mi lwaukee	55	57
													277	H	New Hampshi re	56	51
													285	N	North Texas	78	92
													309	A	Valparai so	51	48
LAST 12 Division I GAMES:																	
309	A	Valparai so	51	48	112	A	Northern Ill.	63	81	285	N	North Texas	78	92			
180	H	Mi lwaukee	55	57	61	A	Paci fi c	68	75	141	A	Wi sconsi n	53	64			
166	H	UMKC	59	69	277	H	New Hampshi re	56	51	114	H	Creighton	51	86			

Non-Div I Games: Mayville St. 49 43

North Dakota St.

Average RPI Win:	323	WON-LOST	WINNING	LAST 10	STRENGTH OF	OPP. STRENGTH	TEAM	ADJ.	CONF.	ADJ CONF.
Average RPI Loss:	99	RECORD	PCT. RANK	GAMES	SCHEDULE	OF SCHEDULE	RPI	RPI	RPI	RPI
DIV. I ONLY	3- 4	205	0- 1	252	182	235	235	25	25	
DIV. I NON-CONF.	3- 4	205	0- 1	252	182	235	235	25	25	
-----										
TOTALS	RPI 1-25	RPI 26-50	W-L RECORDS	RPI 51-100	RPI 101-150	RPI 150+				
3- 4	0- 2	0- 0	OVERALL	0- 0	0- 1	3- 1				
3- 0	0- 0	0- 0	HOME	0- 0	0- 0	3- 0				
0- 4	0- 2	0- 0	AWAY	0- 0	0- 1	0- 1				
0- 0	0- 0	0- 0	NEUTRAL	0- 0	0- 0	0- 0				
3- 4	0- 2	0- 0	NON-CONFERENCE	0- 0	0- 1	3- 1				
3- 0	0- 0	0- 0	HOME	0- 0	0- 0	3- 0				
0- 4	0- 2	0- 0	AWAY	0- 0	0- 1	0- 1				
0- 0	0- 0	0- 0	NEUTRAL	0- 0	0- 0	0- 0				
0- 0	0- 0	0- 0	CONFERENCE	0- 0	0- 0	0- 0				
0- 0	0- 0	0- 0	HOME	0- 0	0- 0	0- 0				
0- 0	0- 0	0- 0	AWAY	0- 0	0- 0	0- 0				
0- 0	0- 0	0- 0	NEUTRAL	0- 0	0- 0	0- 0				

RPI 1-25				RPI 26-50				RPI 51-100				RPI 101+ Team's RPI : 235											
RPI	S	Opponent	Score	RPI	S	Opponent	Score	RPI	S	Opponent	Score	RPI	S	Opponent	Score								
14	A	Indiana	52 75									136	A	Colorado St.	59 61								
21	A	Florida St.	53 74									224	A	Bethune-Cookman	60 76								
												308	H	Florida A&M	64 53								
												314	H	FIU	62 53								
												347	H	Charleston So.	82 76								
-----																							
LAST 12 Division I GAMES:																							
224	A	Bethune-Cookman	60 76	21	A	Florida St.	53 74																
314	H	FIU	62 53																				
136	A	Colorado St.	59 61																				
347	H	Charleston So.	82 76																				
14	A	Indiana	52 75																				
308	H	Florida A&M	64 53																				

Non-Div I Games: Trinity Baptist 99 40

North Florida



Average RPI Win: 285

Average RPI Loss: 100

WON-LOST  
RECORDWINNING  
PCT. RANKLAST 10  
GAMESSTRENGTH OF  
SCHEDULEOPP. STRENGTH  
OF SCHEDULETEAM  
RPIADJ.  
RPICONF.  
RPIADJ CONF.  
RPIDIV. I ONLY  
DIV. I NON-CONF.3- 5  
3- 5223  
2230- 0  
0- 0291  
29172  
72285  
285285  
28518  
1818  
18

TOTALS

RPI 1-25

RPI 26-50

W-L RECORDS

RPI 51-100

RPI 101-150

RPI 150+

3- 5  
2- 2  
0- 2  
1- 10- 0  
0- 0  
0- 0  
0- 00- 0  
0- 0  
0- 0  
0- 0OVERALL  
HOME  
AWAY  
NEUTRAL0- 3  
0- 1  
0- 1  
0- 10- 1  
0- 1  
0- 0  
0- 03- 1  
2- 0  
0- 1  
1- 03- 5  
2- 2  
0- 2  
1- 10- 0  
0- 0  
0- 0  
0- 00- 0  
0- 0  
0- 0  
0- 0NON-CONFERENCE  
HOME  
AWAY  
NEUTRAL0- 3  
0- 1  
0- 1  
0- 10- 1  
0- 1  
0- 0  
0- 03- 1  
2- 0  
0- 1  
1- 00- 0  
0- 0  
0- 0  
0- 00- 0  
0- 0  
0- 0  
0- 00- 0  
0- 0  
0- 0  
0- 0CONFERENCE  
HOME  
AWAY  
NEUTRAL0- 0  
0- 0  
0- 0  
0- 00- 0  
0- 0  
0- 0  
0- 00- 0  
0- 0  
0- 0  
0- 0

RPI 1-25

RPI 26-50

RPI 51-100

RPI 101+

Team's RPI: 285

RPI S Opponent Score

RPI S Opponent Score

RPI S Opponent Score

RPI S Opponent Score

51 N Wyoming 49 53  
56 H Texas 54 64  
88 A Kansas St. 42 60104 H Utah St. 41 57  
199 A SMU 66 73  
225 H Missouri St. 83 76  
313 N North Dakota St. 92 78  
318 H Houston Baptist 100 75

LAST 12 Division I GAMES:

51 N Wyoming 49 53  
88 A Kansas St. 42 60  
56 H Texas 54 64  
104 H Utah St. 41 57  
318 H Houston Baptist 100 75  
225 H Missouri St. 83 76  
199 A SMU 66 73  
313 N North Dakota St. 92 78

Non-Div I Games: Mid-Amer. Christian 82 35 Xavier (LA) 59 46

North Texas

Loss, Non-Conf, S Site, H Home A Away N Neutral

Average RPI	Win:	189	WON-LOST	WINNING	LAST 10	STRENGTH OF	OPP. STRENGTH	TEAM	ADJ.	CONF.	ADJ CONF.
Average RPI	Loss:	0	RECORD	PCT. RANK	GAMES	SCHEDULE	OF SCHEDULE	RPI	RPI	RPI	RPI
DIV. I ONLY		9- 0		1	1- 0	240	50	29	29	12	12
DIV. I NON-CONF.		9- 0		1	1- 0	240	50	29	29	12	12
-----											
TOTALS	RPI 1-25		RPI 26-50		W-L RECORDS	RPI 51-100		RPI 101-150		RPI 150+	
9- 0	0- 0		0- 0		OVERALL	0- 0		2- 0		7- 0	
5- 0	0- 0		0- 0		HOME	0- 0		0- 0		5- 0	
4- 0	0- 0		0- 0		AWAY	0- 0		2- 0		2- 0	
0- 0	0- 0		0- 0		NEUTRAL	0- 0		0- 0		0- 0	
9- 0	0- 0		0- 0		NON-CONFERENCE	0- 0		2- 0		7- 0	
5- 0	0- 0		0- 0		HOME	0- 0		0- 0		5- 0	
4- 0	0- 0		0- 0		AWAY	0- 0		2- 0		2- 0	
0- 0	0- 0		0- 0		NEUTRAL	0- 0		0- 0		0- 0	
0- 0	0- 0		0- 0		CONFERENCE	0- 0		0- 0		0- 0	
0- 0	0- 0		0- 0		HOME	0- 0		0- 0		0- 0	
0- 0	0- 0		0- 0		AWAY	0- 0		0- 0		0- 0	
0- 0	0- 0		0- 0		NEUTRAL	0- 0		0- 0		0- 0	

RPI 1-25				RPI 26-50				Team's RPI: 29				RPI 51-100				RPI 101+			
RPI	S	Opponent	Score	RPI	S	Opponent	Score	RPI	S	Opponent	Score	RPI	S	Opponent	Score	RPI	S	Opponent	Score
																121	A	Provi dence	65 59
																127	A	Dayton	84 79
																155	H	Fordham	58 54
																176	H	Air Force	54 41
																188	A	Fl ori da	79 66
																189	H	Boston U.	81 51
																200	H	Massachusetts	53 52
																265	A	Fai rfi eld	59 50
																277	H	New Hampshi re	69 54
LAST 12 Division I GAMES:																			
121	A	Provi dence	65 59	188	A	Fl ori da	79 66												
265	A	Fai rfi eld	59 50	176	H	Air Force	54 41												
200	H	Massachusetts	53 52	277	H	New Hampshi re	69 54												
				127	A	Dayton	84 79												
				155	H	Fordham	58 54												
				189	H	Boston U.	81 51												

Non-Div I Games:

Northeastern

Average RPI Win:	188	WON-LOST	WINNING	LAST 10	STRENGTH OF	OPP. STRENGTH	TEAM	ADJ.	CONF.	ADJ CONF.
Average RPI Loss:	106	RECORD	PCT. RANK	GAMES	SCHEDULE	OF SCHEDULE	RPI	RPI	RPI	RPI
DIV. I ONLY	4- 4	161	0- 1	155	74	142	142	11	11	
DIV. I NON-CONF.	4- 4	161	0- 1	155	74	142	142	11	11	
-----										
TOTALS	RPI 1-25	RPI 26-50	W-L RECORDS	RPI 51-100	RPI 101-150	RPI 150+				
4- 4	0- 0	0- 1	OVERALL	2- 1	0- 1	2- 1				
2- 1	0- 0	0- 1	HOME	1- 0	0- 0	1- 0				
2- 2	0- 0	0- 0	AWAY	1- 1	0- 1	1- 0				
0- 1	0- 0	0- 0	NEUTRAL	0- 0	0- 0	0- 1				
4- 4	0- 0	0- 1	NON-CONFERENCE	2- 1	0- 1	2- 1				
2- 1	0- 0	0- 1	HOME	1- 0	0- 0	1- 0				
2- 2	0- 0	0- 0	AWAY	1- 1	0- 1	1- 0				
0- 1	0- 0	0- 0	NEUTRAL	0- 0	0- 0	0- 1				
0- 0	0- 0	0- 0	CONFERENCE	0- 0	0- 0	0- 0				
0- 0	0- 0	0- 0	HOME	0- 0	0- 0	0- 0				
0- 0	0- 0	0- 0	AWAY	0- 0	0- 0	0- 0				
0- 0	0- 0	0- 0	NEUTRAL	0- 0	0- 0	0- 0				

RPI 1-25				RPI 26-50				RPI 51-100				RPI 101+ Team's RPI: 142			
RPI	S	Opponent	Score	RPI	S	Opponent	Score	RPI	S	Opponent	Score	RPI	S	Opponent	Score
				27	H	New Mexico	55 84	63	A	Washington	59 81	136	A	Colorado St.	54 65
								79	A	Loyola Marymount	63 62	199	N	SMU	48 55
								92	H	Fresno St.	86 73	289	H	California Baptist	91 88
												291	A	Seattle U	65 58
-----															
LAST 12 Division I GAMES:															
				199	N	SMU	48 55	291	A	Seattle U	65 58				
				27	H	New Mexico	55 84	92	H	Fresno St.	86 73				
				136	A	Colorado St.	54 65								
				79	A	Loyola Marymount	63 62								
				289	H	California Baptist	91 88								
				63	A	Washington	59 81								

Non-Div I Games:

Northern Ariz.

Average RPI	Win:	162	WON-LOST	WINNING	LAST 10	STRENGTH OF	OPP. STRENGTH	TEAM	ADJ.	CONF.	ADJ CONF.
Average RPI	Loss:	94	RECORD	PCT. RANK	GAMES	SCHEDULE	OF SCHEDULE	RPI	RPI	RPI	RPI
DIV. I ONLY		5- 3		115	1- 0	150	38	58	58	11	11
DIV. I NON-CONF.		5- 3		115	1- 0	150	38	58	58	11	11
-----											
TOTALS	RPI 1-25		RPI 26-50		W-L RECORDS	RPI 51-100		RPI 101-150		RPI 150+	
5- 3	0- 1		0- 0		OVERALL	0- 1		3- 0		2- 1	
3- 0	0- 0		0- 0		HOME	0- 0		2- 0		1- 0	
2- 3	0- 1		0- 0		AWAY	0- 1		1- 0		1- 1	
0- 0	0- 0		0- 0		NEUTRAL	0- 0		0- 0		0- 0	
5- 3	0- 1		0- 0		NON-CONFERENCE	0- 1		3- 0		2- 1	
3- 0	0- 0		0- 0		HOME	0- 0		2- 0		1- 0	
2- 3	0- 1		0- 0		AWAY	0- 1		1- 0		1- 1	
0- 0	0- 0		0- 0		NEUTRAL	0- 0		0- 0		0- 0	
0- 0	0- 0		0- 0		CONFERENCE	0- 0		0- 0		0- 0	
0- 0	0- 0		0- 0		HOME	0- 0		0- 0		0- 0	
0- 0	0- 0		0- 0		AWAY	0- 0		0- 0		0- 0	
0- 0	0- 0		0- 0		NEUTRAL	0- 0		0- 0		0- 0	

RPI 1-25				RPI 26-50				RPI 51-100				RPI 101+			
RPI	S	Opponent	Score	RPI	S	Opponent	Score	RPI	S	Opponent	Score	RPI	S	Opponent	Score
24	A	Col orado	69 77					82	A	LSU	57 62	103	H	Denver	74 66
												132	H	Chattanooga	68 65
												136	A	Col orado St.	53 47
												176	A	Air Force	57 69
												199	H	SMU	58 57
												238	A	San Franci sco	68 63
-----															
LAST 12 Division I GAMES:															
136	A	Col orado St.	53 47	132	H	Chattanooga	68 65	199	H	SMU	58 57				
103	H	Denver	74 66	176	A	Air Force	57 69	238	A	San Franci sco	68 63				
82	A	LSU	57 62												
24	A	Col orado	69 77												

Non-Div I Games:

Northern Colo.

Average RPI	Win:	204	WON-LOST	WINNING	LAST 10	STRENGTH OF	OPP. STRENGTH	TEAM	ADJ.	CONF.	ADJ CONF.
Average RPI	Loss:	65	RECORD	PCT. RANK	GAMES	SCHEDULE	OF SCHEDULE	RPI	RPI	RPI	RPI
DIV. I ONLY		6- 4		122	1- 0	201	51	112	112	10	10
DIV. I NON-CONF.		6- 4		122	1- 0	201	51	112	112	10	10
-----											
TOTALS	RPI 1-25		RPI 26-50		W-L RECORDS	RPI 51-100		RPI 101-150		RPI 150+	
6- 4	0- 2		0- 0		OVERALL	1- 1		1- 0		4- 1	
4- 0	0- 0		0- 0		HOME	1- 0		1- 0		2- 0	
0- 4	0- 2		0- 0		AWAY	0- 1		0- 0		0- 1	
2- 0	0- 0		0- 0		NEUTRAL	0- 0		0- 0		2- 0	
6- 4	0- 2		0- 0		NON-CONFERENCE	1- 1		1- 0		4- 1	
4- 0	0- 0		0- 0		HOME	1- 0		1- 0		2- 0	
0- 4	0- 2		0- 0		AWAY	0- 1		0- 0		0- 1	
2- 0	0- 0		0- 0		NEUTRAL	0- 0		0- 0		2- 0	
0- 0	0- 0		0- 0		CONFERENCE	0- 0		0- 0		0- 0	
0- 0	0- 0		0- 0		HOME	0- 0		0- 0		0- 0	
0- 0	0- 0		0- 0		AWAY	0- 0		0- 0		0- 0	
0- 0	0- 0		0- 0		NEUTRAL	0- 0		0- 0		0- 0	

RPI	S	Opponent	Score	RPI	S	Opponent	Score	RPI	S	Opponent	Score	RPI	S	Opponent	Score	Team's RPI: 112
5	A	Iowa St.	60 70					74	A	Montana	70 86	120	H	Yale	89 80	
14	A	Indiana	73 91					81	H	UNI	70 59	168	A	Southern Ill.	73 82	
												198	N	Nevada	98 69	
												246	H	Eastern Ill.	78 59	
												267	N	Western Ill.	86 61	
												313	H	North Dakota St.	81 63	
-----																
LAST 12 Division I GAMES:																
198	N	Nevada	98 69	5	A	Iowa St.	60 70	246	H	Eastern Ill.	78 59	168	A	Southern Ill.	73 82	
81	H	UNI	70 59	74	A	Montana	70 86	267	N	Western Ill.	86 61	74	A	Montana	70 86	
14	A	Indiana	73 91	313	H	North Dakota St.	81 63									
120	H	Yale	89 80													

Non-Div I Games:

Northern Ill.

Average RPI Win:	0	WON-LOST	WINNING	LAST 10	STRENGTH OF	OPP. STRENGTH	TEAM	ADJ.	CONF.	ADJ CONF.
Average RPI Loss:	170	RECORD	PCT. RANK	GAMES	SCHEDULE	OF SCHEDULE	RPI	RPI	RPI	RPI
DIV. I ONLY	0- 6	330	0- 1	64	343	304	304	14	14	
DIV. I NON-CONF.	0- 6	330	0- 1	64	343	304	304	14	14	
-----										
TOTALS	RPI 1-25	RPI 26-50	W-L RECORDS	RPI 51-100	RPI 101-150	RPI 150+				
0- 6	0- 1	0- 1	OVERALL	0- 0	0- 1	0- 3				
0- 2	0- 0	0- 1	HOME	0- 0	0- 0	0- 1				
0- 3	0- 1	0- 0	AWAY	0- 0	0- 1	0- 1				
0- 1	0- 0	0- 0	NEUTRAL	0- 0	0- 0	0- 1				
0- 6	0- 1	0- 1	NON-CONFERENCE	0- 0	0- 1	0- 3				
0- 2	0- 0	0- 1	HOME	0- 0	0- 0	0- 1				
0- 3	0- 1	0- 0	AWAY	0- 0	0- 1	0- 1				
0- 1	0- 0	0- 0	NEUTRAL	0- 0	0- 0	0- 1				
0- 0	0- 0	0- 0	CONFERENCE	0- 0	0- 0	0- 0				
0- 0	0- 0	0- 0	HOME	0- 0	0- 0	0- 0				
0- 0	0- 0	0- 0	AWAY	0- 0	0- 0	0- 0				
0- 0	0- 0	0- 0	NEUTRAL	0- 0	0- 0	0- 0				

RPI 1-25				RPI 26-50				RPI 51-100				RPI 101+ Team's RPI: 304			
RPI	S	Opponent	Score	RPI	S	Opponent	Score	RPI	S	Opponent	Score	RPI	S	Opponent	Score
9	A	Louisville	59 92	47	H	Belmont	53 71					138	A	Kent St.	61 62
												230	N	Akron	60 77
												250	H	Illinois St.	53 58
												345	A	Austin Peay	48 52
LAST 12 Division I GAMES:															
9	A	Louisville	59 92	230	N	Akron	60 77								
250	H	Illinois St.	53 58	138	A	Kent St.	61 62								
345	A	Austin Peay	48 52												
47	H	Belmont	53 71												

Non-Div I Games: Alderson Broaddus 73 32

Northern Ky.

Average RPI	Win:	149	WON-LOST	WINNING	LAST 10	STRENGTH OF	OPP. STRENGTH	TEAM	ADJ.	CONF.	ADJ CONF.
Average RPI	Loss:	56	RECORD	PCT. RANK	GAMES	SCHEDULE	OF SCHEDULE	RPI	RPI	RPI	RPI
DIV. I ONLY		6- 3		97	1- 0	156	10	97	97	3	3
DIV. I NON-CONF.		6- 3		97	1- 0	156	10	97	97	3	3
-----											
TOTALS	RPI 1-25		RPI 26-50		W-L RECORDS	RPI 51-100		RPI 101-150		RPI 150+	
6- 3	0- 1		2- 1		OVERALL	1- 0		0- 1		3- 0	
4- 2	0- 1		1- 0		HOME	1- 0		0- 1		2- 0	
2- 1	0- 0		1- 1		AWAY	0- 0		0- 0		1- 0	
0- 0	0- 0		0- 0		NEUTRAL	0- 0		0- 0		0- 0	
6- 3	0- 1		2- 1		NON-CONFERENCE	1- 0		0- 1		3- 0	
4- 2	0- 1		1- 0		HOME	1- 0		0- 1		2- 0	
2- 1	0- 0		1- 1		AWAY	0- 0		0- 0		1- 0	
0- 0	0- 0		0- 0		NEUTRAL	0- 0		0- 0		0- 0	
0- 0	0- 0		0- 0		CONFERENCE	0- 0		0- 0		0- 0	
0- 0	0- 0		0- 0		HOME	0- 0		0- 0		0- 0	
0- 0	0- 0		0- 0		AWAY	0- 0		0- 0		0- 0	
0- 0	0- 0		0- 0		NEUTRAL	0- 0		0- 0		0- 0	

RPI 1-25				RPI 26-50				RPI 51-100				RPI 101+			
RPI	S	Opponent	Score	RPI	S	Opponent	Score	RPI	S	Opponent	Score	RPI	S	Opponent	Score
7	H	Marquette	57 76	30	A	Green Bay	57 55	66	H	UT Martin	90 64	117	H	Pittsburgh	49 52
				41	H	Duke	84 58					188	A	Florida	83 74
				45	A	DePaul	60 76					236	H	UIC	87 44
												334	H	Chicago St.	97 35
-----															
Team's RPI: 97															
LAST 12 Division I GAMES:															
				66	H	UT Martin	90 64	334	H	Chicago St.	97 35				
				188	A	Florida	83 74	7	H	Marquette	57 76				
				236	H	UIC	87 44	45	A	DePaul	60 76				
				41	H	Duke	84 58	117	H	Pittsburgh	49 52				
				30	A	Green Bay	57 55								

Non-Div I Games:

Northwestern

Northwestern St.				Through Games Of Dec. 17, 2018						
Average RPI Win: 350		WON-LOST RECORD	WINNING PCT. RANK	LAST 10 GAMES	STRENGTH OF SCHEDULE	OPP. STRENGTH OF SCHEDULE	TEAM RPI	ADJ. RPI	CONF. RPI	ADJ. CONF. RPI
Loss: 182										
DIV. I ONLY		1- 5	298	0- 0	281	263	340	340	24	24
DIV. I NON-CONF.		1- 5	298	0- 0	281	263	340	340	24	24
-----										
TOTALS		RPI 1-25		RPI 26-50	W-L RECORDS		RPI 51-100	RPI 101-150	RPI 150+	
1- 5	0- 0			0- 0	OVERALL		0- 1	0- 1	1- 3	
1- 1	0- 0			0- 0	HOME		0- 0	0- 0	1- 1	
0- 4	0- 0			0- 0	AWAY		0- 1	0- 1	0- 2	
0- 0	0- 0			0- 0	NEUTRAL		0- 0	0- 0	0- 0	
1- 5	0- 0			0- 0	NON-CONFERENCE		0- 1	0- 1	1- 3	
1- 1	0- 0			0- 0	HOME		0- 0	0- 0	1- 1	
0- 4	0- 0			0- 0	AWAY		0- 1	0- 1	0- 2	
0- 0	0- 0			0- 0	NEUTRAL		0- 0	0- 0	0- 0	
0- 0	0- 0			0- 0	CONFERENCE		0- 0	0- 0	0- 0	
0- 0	0- 0			0- 0	HOME		0- 0	0- 0	0- 0	
0- 0	0- 0			0- 0	AWAY		0- 0	0- 0	0- 0	
0- 0	0- 0			0- 0	NEUTRAL		0- 0	0- 0	0- 0	

RPI 1-25				RPI 26-50				RPI 51-100				RPI 101+				Team's RPI : 340	
RPI	S	Opponent	Score	RPI	S	Opponent	Score	RPI	S	Opponent	Score	RPI	S	Opponent	Score		
								52	A	Arkansas	53	98	115	A	Al abama	73	87
													193	A	Okl ahoma	56	93
													273	A	Southern Mi ss.	54	69
													278	H	La. -Monroe	55	63
													350	H	Al corn	78	65
LAST 12 Division I GAMES:																	
				115	A	Al abama	73	87	278	H	La. -Monroe	55	63				
									273	A	Southern Mi ss.	54	69				
									350	H	Al corn	78	65				
									193	A	Okl ahoma	56	93				
									52	A	Arkansas	53	98				

Northwestern St.



Average RPI	Win:	84	WON-LOST	WINNING	LAST 10	STRENGTH OF	OPP. STRENGTH	TEAM	ADJ.	CONF.	ADJ CONF.
Average RPI	Loss:	2	RECORD	PCT. RANK	GAMES	SCHEDULE	OF SCHEDULE	RPI	RPI	RPI	RPI

DIV. I ONLY	9- 1	21	1- 0	4	81	1	1	1	1
DIV. I NON-CONF.	9- 1	21	1- 0	4	81	1	1	1	1
-----									
TOTALS	RPI 1-25	RPI 26-50	W-L RECORDS	RPI 51-100	RPI 101-150	RPI 150+			
9- 1	3- 1	1- 0	OVERALL	2- 0	2- 0	1- 0			
4- 1	1- 1	0- 0	HOME	0- 0	2- 0	1- 0			
2- 0	0- 0	1- 0	AWAY	1- 0	0- 0	0- 0			
3- 0	2- 0	0- 0	NEUTRAL	1- 0	0- 0	0- 0			
9- 1	3- 1	1- 0	NON-CONFERENCE	2- 0	2- 0	1- 0			
4- 1	1- 1	0- 0	HOME	0- 0	2- 0	1- 0			
2- 0	0- 0	1- 0	AWAY	1- 0	0- 0	0- 0			
3- 0	2- 0	0- 0	NEUTRAL	1- 0	0- 0	0- 0			
0- 0	0- 0	0- 0	CONFERENCE	0- 0	0- 0	0- 0			
0- 0	0- 0	0- 0	HOME	0- 0	0- 0	0- 0			
0- 0	0- 0	0- 0	AWAY	0- 0	0- 0	0- 0			
0- 0	0- 0	0- 0	NEUTRAL	0- 0	0- 0	0- 0			

RPI 1-25	Team's RPI: 1	RPI 26-50	RPI 51-100	RPI 101+
RPI S Opponent Score	RPI S Opponent Score	RPI S Opponent Score	RPI S Opponent Score	RPI S Opponent Score
2 H UConn 71 89	45 A DePaul 101 77	71 A Toledo 72 56	111 H Penn 75 55	
8 N Drake 82 64		98 N Oregon St. 91 81	149 H Harvard 103 58	
17 H Iowa 105 71			240 H Binghamton 103 53	
20 N Gonzaga 81 65				
LAST 12 Division I GAMES:				
8 N Drake 82 64	98 N Oregon St. 91 81	45 A DePaul 101 77	111 H Penn 75 55	
240 H Binghamton 103 53			149 H Harvard 103 58	
71 A Toledo 72 56				
2 H UConn 71 89				
17 H Iowa 105 71				
20 N Gonzaga 81 65				

Non-Div I Games:

Notre Dame

Average RPI Win: 330

Average RPI Loss: 111

WON-LOST  
RECORDWINNING  
PCT. RANKLAST 10  
GAMESSTRENGTH OF  
SCHEDULEOPP. STRENGTH  
OF SCHEDULETEAM  
RPIADJ.  
RPICONF.  
RPIADJ CONF.  
RPIDIV. I ONLY  
DIV. I NON-CONF.1- 8  
1- 8318  
3180- 0  
0- 010  
10325  
325221  
221221  
22114  
1414  
14

TOTALS

RPI 1-25

RPI 26-50

W-L RECORDS

RPI 51-100

RPI 101-150

RPI 150+

1- 8

0- 2

0- 1

OVERALL

0- 1

0- 2

1- 2

1- 3

0- 2

0- 0

HOME

0- 1

0- 0

1- 0

0- 4

0- 0

0- 1

AWAY

0- 0

0- 2

0- 1

0- 1

0- 0

0- 0

NEUTRAL

0- 0

0- 0

0- 1

1- 8

0- 2

0- 1

NON-CONFERENCE

0- 1

0- 2

1- 2

1- 3

0- 2

0- 0

HOME

0- 1

0- 0

1- 0

0- 4

0- 0

0- 1

AWAY

0- 0

0- 2

0- 1

0- 1

0- 0

0- 0

NEUTRAL

0- 0

0- 0

0- 1

0- 0

0- 0

0- 0

CONFERENCE

0- 0

0- 0

0- 0

0- 0

0- 0

0- 0

HOME

0- 0

0- 0

0- 0

0- 0

0- 0

0- 0

AWAY

0- 0

0- 0

0- 0

0- 0

0- 0

0- 0

NEUTRAL

0- 0

0- 0

0- 0

RPI 1-25

RPI 26-50

RPI 51-100

RPI 101+

Team's RPI: 221

RPI	S	Opponent	Score
14	H	Indiana	32 59
25	H	Michigan St.	58 102

RPI	S	Opponent	Score
44	A	Central Mich.	61 104

RPI	S	Opponent	Score
64	H	Michigan	59 85

RPI	S	Opponent	Score
125	A	Bradley	64 73
138	A	Kent St.	65 75
230	N	Akron	65 85
250	A	Illinois St.	56 62
330	H	Canisius	71 60

LAST 12 Division I GAMES:

250	A	Illinois St.	56	62	64	H	Michigan	59	85
330	H	Canisius	71	60	25	H	Michigan St.	58	102
138	A	Kent St.	65	75	125	A	Bradley	64	73
230	N	Akron	65	85					
14	H	Indiana	32	59					
44	A	Central Mich.	61	104					

Non-Div I Games:

Grace Bible (MI)

94 48

Rochester College

64 46

Oakland

Average RPI Win:	182	WON-LOST	WINNING	LAST 10	STRENGTH OF	OPP. STRENGTH	TEAM	ADJ.	CONF.	ADJ CONF.
Average RPI Loss:	0	RECORD	PCT. RANK	GAMES	SCHEDULE	OF SCHEDULE	RPI	RPI	RPI	RPI
DIV. I ONLY	9- 0	1	1- 0	327	4	62	62	10	10	
DIV. I NON-CONF.	9- 0	1	1- 0	327	4	62	62	10	10	
-----										
TOTALS	RPI 1-25	RPI 26-50	W-L RECORDS	RPI 51-100	RPI 101-150	RPI 150+				
9- 0	0- 0	2- 0	OVERALL	1- 0	0- 0	6- 0				
6- 0	0- 0	0- 0	HOME	1- 0	0- 0	5- 0				
1- 0	0- 0	1- 0	AWAY	0- 0	0- 0	0- 0				
2- 0	0- 0	1- 0	NEUTRAL	0- 0	0- 0	1- 0				
9- 0	0- 0	2- 0	NON-CONFERENCE	1- 0	0- 0	6- 0				
6- 0	0- 0	0- 0	HOME	1- 0	0- 0	5- 0				
1- 0	0- 0	1- 0	AWAY	0- 0	0- 0	0- 0				
2- 0	0- 0	1- 0	NEUTRAL	0- 0	0- 0	1- 0				
0- 0	0- 0	0- 0	CONFERENCE	0- 0	0- 0	0- 0				
0- 0	0- 0	0- 0	HOME	0- 0	0- 0	0- 0				
0- 0	0- 0	0- 0	AWAY	0- 0	0- 0	0- 0				
0- 0	0- 0	0- 0	NEUTRAL	0- 0	0- 0	0- 0				

RPI	S	Opponent	Score	RPI	S	Opponent	Score	RPI	S	Opponent	Score	RPI	S	Opponent	Score
35	N	Lamar University	87 62	39	A	IUPUI	73 66	93	H	Purdue	80 73	184	H	UNCW	95 72
240	H	Binghamton	86 49	245	N	St. Bonaventure	70 53	262	H	Coppin St.	87 62	268	H	Eastern Ky.	100 60
271	H	Cleveland St.	72 54	35	N	Lamar University	87 62	245	N	St. Bonaventure	70 53				
-----															
LAST 12 Division I GAMES:															
268	H	Eastern Ky.	100 60	39	A	IUPUI	73 66	262	H	Coppin St.	87 62	93	H	Purdue	80 73
240	H	Binghamton	86 49	271	H	Cleveland St.	72 54	35	N	Lamar University	87 62	245	N	St. Bonaventure	70 53
184	H	UNCW	95 72												

Non-Div I Games:

Ohio

Average RPI Win: 167

Average RPI Loss: 51

WON-LOST  
RECORDWINNING  
PCT. RANKLAST 10  
GAMESSTRENGTH OF  
SCHEDULEOPP. STRENGTH  
OF SCHEDULETEAM  
RPIADJ.  
RPICONF.  
RPIADJ CONF.  
RPIDIV. I ONLY  
DIV. I NON-CONF.4- 3  
4- 3135  
1351- 0  
1- 054  
5420  
2076  
7676  
763  
33  
3

TOTALS

RPI 1-25

RPI 26-50

W-L RECORDS

RPI 51-100

RPI 101-150

RPI 150+

4- 3 0- 1  
4- 1 0- 0  
0- 2 0- 1  
0- 0 0- 01- 0  
1- 0  
0- 0  
0- 0OVERALL  
HOME  
AWAY  
NEUTRAL0- 2  
0- 1  
0- 1  
0- 01- 0  
1- 0  
0- 0  
0- 02- 0  
2- 0  
0- 0  
0- 04- 3 0- 1  
4- 1 0- 0  
0- 2 0- 1  
0- 0 0- 01- 0  
1- 0  
0- 0  
0- 0NON-CONFERENCE  
HOME  
AWAY  
NEUTRAL0- 2  
0- 1  
0- 1  
0- 01- 0  
1- 0  
0- 0  
0- 02- 0  
2- 0  
0- 0  
0- 00- 0 0- 0  
0- 0 0- 0  
0- 0 0- 0  
0- 0 0- 00- 0  
0- 0  
0- 0  
0- 0CONFERENCE  
HOME  
AWAY  
NEUTRAL0- 0  
0- 0  
0- 0  
0- 00- 0  
0- 0  
0- 0  
0- 00- 0  
0- 0  
0- 0  
0- 0

RPI 1-25

RPI 26-50

RPI 51-100

Team's RPI: 76

RPI 101+

RPI S Opponent Score  
2 A UConn 53 85RPI S Opponent Score  
36 H North Carolina 76 69RPI S Opponent Score  
63 A Washington 59 69  
87 H South Fla. 47 71RPI S Opponent Score  
145 H Cincinnati 69 56  
188 H Florida 46 41  
297 H Detroit Mercy 55 41

LAST 12 Division I GAMES:

188 H Florida 46 41  
63 A Washington 59 69  
145 H Cincinnati 69 5636 H North Carolina 76 69  
2 A UConn 53 85  
297 H Detroit Mercy 55 41  
87 H South Fla. 47 71

Ohio St.

Ohio St.

Non-Div I Games:

Ohio St.

Average RPI Win:

286

Average RPI Loss:

77

WON-LOST  
RECORDWINNING  
PCT. RANKLAST 10  
GAMESSTRENGTH OF  
SCHEDULEOPP. STRENGTH  
OF SCHEDULETEAM  
RPIADJ.  
RPICONF.  
RPIADJ CONF.  
RPIDIV. I ONLY  
DIV. I NON-CONF.3- 6  
3- 6237  
2370- 1  
0- 137  
37248  
248193  
193193  
1936  
66  
6

TOTALS

RPI 1-25

RPI 26-50

W-L RECORDS

RPI 51-100

RPI 101-150

RPI 150+

3- 6  
3- 1  
0- 3  
0- 20- 0  
0- 0  
0- 0  
0- 00- 3  
0- 1  
0- 2  
0- 0OVERALL  
HOME  
AWAY  
NEUTRAL0- 2  
0- 0  
0- 1  
0- 10- 0  
0- 0  
0- 0  
0- 03- 1  
3- 0  
0- 0  
0- 13- 6  
3- 1  
0- 3  
0- 20- 0  
0- 0  
0- 0  
0- 00- 3  
0- 1  
0- 2  
0- 0NON-CONFERENCE  
HOME  
AWAY  
NEUTRAL0- 2  
0- 0  
0- 1  
0- 10- 0  
0- 0  
0- 0  
0- 03- 1  
3- 0  
0- 0  
0- 10- 0  
0- 0  
0- 0  
0- 00- 0  
0- 0  
0- 0  
0- 00- 0  
0- 0  
0- 0  
0- 0CONFERENCE  
HOME  
AWAY  
NEUTRAL0- 0  
0- 0  
0- 0  
0- 00- 0  
0- 0  
0- 0  
0- 00- 0  
0- 0  
0- 0  
0- 0

RPI 1-25

RPI 26-50

RPI 51-100

RPI 101+

Team's RPI: 193

RPI S Opponent Score

RPI S Opponent Score

27 A New Mexico 80 84

43 A Auburn 79 95

45 H DePaul 76 87

RPI S Opponent Score

87 A South Fla. 70 87

96 N Clemson 62 74

RPI S Opponent Score

164 N UAB 84 89

207 H Western Ky. 90 83

312 H Central Ark. 65 52

340 H Northwestern St. 93 56

LAST 12 Division I GAMES:

312 H Central Ark. 65 52

43 A Auburn 79 95

27 A New Mexico 80 84

164 N UAB 84 89

87 A South Fla. 70 87

340 H Northwestern St. 93 56

96 N Clemson 62 74

45 H DePaul 76 87

207 H Western Ky. 90 83

O  
k  
l  
a  
h  
o  
m  
aO  
k  
l  
a  
h  
o  
m  
a

Non-Div I Games:

Okla homa

Loss, 
 Non-Conf, S Site, 
 H Home
A Away 
 N Neutral

Average RPI	Win:	220	WON-LOST	WINNING	LAST 10	STRENGTH OF	OPP. STRENGTH	TEAM	ADJ.	CONF.	ADJ CONF.
Average RPI	Loss:	21	RECORD	PCT. RANK	GAMES	SCHEDULE	OF SCHEDULE	RPI	RPI	RPI	RPI
DIV. I ONLY		7- 2		56	0- 1	259	27	116	116	6	6
DIV. I NON-CONF.		7- 2		56	0- 1	259	27	116	116	6	6
<hr/>											
TOTALS	RPI 1-25		RPI 26-50		W-L RECORDS	RPI 51-100		RPI 101-150		RPI 150+	
7- 2	0- 1		0- 1		OVERALL	0- 0		0- 0		7- 0	
6- 1	0- 1		0- 0		HOME	0- 0		0- 0		6- 0	
1- 1	0- 0		0- 1		AWAY	0- 0		0- 0		1- 0	
0- 0	0- 0		0- 0		NEUTRAL	0- 0		0- 0		0- 0	
7- 2	0- 1		0- 1		NON-CONFERENCE	0- 0		0- 0		7- 0	
6- 1	0- 1		0- 0		HOME	0- 0		0- 0		6- 0	
1- 1	0- 0		0- 1		AWAY	0- 0		0- 0		1- 0	
0- 0	0- 0		0- 0		NEUTRAL	0- 0		0- 0		0- 0	
0- 0	0- 0		0- 0		CONFERENCE	0- 0		0- 0		0- 0	
0- 0	0- 0		0- 0		HOME	0- 0		0- 0		0- 0	
0- 0	0- 0		0- 0		AWAY	0- 0		0- 0		0- 0	
0- 0	0- 0		0- 0		NEUTRAL	0- 0		0- 0		0- 0	

RPI 1-25				RPI 26-50				RPI 51-100				RPI 101+ Team's RPI: 116			
RPI	S	Opponent	Score	RPI	S	Opponent	Score	RPI	S	Opponent	Score	RPI	S	Opponent	Score
13	H	Tennessee	63 76	28	A	UCLA	59 71					161	H	Texas St.	66 55
												170	H	Arkansas St.	62 60
												183	H	UC Riverside	76 51
												206	H	Prairie View	70 50
												248	A	Wichita St.	60 47
												254	H	Samford	82 62
												318	H	Houston Baptist	77 44
<hr/>															
LAST 12 Division I GAMES:															
254	H	Samford	82 62	28	A	UCLA	59 71								
206	H	Prairie View	70 50	318	H	Houston Baptist	77 44								
183	H	UC Riverside	76 51	13	H	Tennessee	63 76								
170	H	Arkansas St.	62 60	161	H	Texas St.	66 55								
				248	A	Wichita St.	60 47								

Non-Div I Games:

Oklahoma St.

Average RPI	Win: 171	WON-LOST	WINNING	LAST 10	STRENGTH OF	OPP. STRENGTH	TEAM	ADJ.	CONF.	ADJ CONF.
Average RPI	Loss: 81	RECORD	PCT. RANK	GAMES	SCHEDULE	OF SCHEDULE	RPI	RPI	RPI	RPI
DIV. I ONLY	7- 2	56	1- 0	46	135	22	22	18	18	
DIV. I NON-CONF.	7- 2	56	1- 0	46	135	22	22	18	18	
TOTALS	RPI 1-25	RPI 26-50	W-L RECORDS	RPI 51-100	RPI 101-150	RPI 150+				
7- 2	0- 1	0- 0	OVERALL	2- 0	1- 0	4- 1				
3- 1	0- 0	0- 0	HOME	1- 0	0- 0	2- 1				
2- 1	0- 1	0- 0	AWAY	0- 0	1- 0	1- 0				
2- 0	0- 0	0- 0	NEUTRAL	1- 0	0- 0	1- 0				
7- 2	0- 1	0- 0	NON-CONFERENCE	2- 0	1- 0	4- 1				
3- 1	0- 0	0- 0	HOME	1- 0	0- 0	2- 1				
2- 1	0- 1	0- 0	AWAY	0- 0	1- 0	1- 0				
2- 0	0- 0	0- 0	NEUTRAL	1- 0	0- 0	1- 0				
0- 0	0- 0	0- 0	CONFERENCE	0- 0	0- 0	0- 0				
0- 0	0- 0	0- 0	HOME	0- 0	0- 0	0- 0				
0- 0	0- 0	0- 0	AWAY	0- 0	0- 0	0- 0				
0- 0	0- 0	0- 0	NEUTRAL	0- 0	0- 0	0- 0				

RPI S Opponent Score	RPI S Opponent Score	RPI S Opponent Score	RPI S Opponent Score
3 A NC State 56 85		73 H VCU 60 57	145 A Cincinnati 76 72
		95 N Tennessee Tech 80 73	159 H Virginia 67 73
			169 H William & Mary 83 69
			203 A Campbell 83 59
			219 N Jacksonville 78 76
			294 H Norfolk St. 69 53
LAST 12 Division I GAMES:			
73 H VCU 60 57	3 A NC State 56 85	95 N Tennessee Tech 80 73	219 N Jacksonville 78 76
169 H William & Mary 83 69		159 H Virginia 67 73	145 A Cincinnati 76 72
203 A Campbell 83 59		294 H Norfolk St. 69 53	

Non-Div I Games:

Old Dominion

Average RPI Win:	302	WON-LOST	WINNING	LAST 10	STRENGTH OF	OPP. STRENGTH	TEAM	ADJ.	CONF.	ADJ CONF.
Average RPI Loss:	74	RECORD	PCT. RANK	GAMES	SCHEDULE	OF SCHEDULE	RPI	RPI	RPI	RPI
DIV. I ONLY	5- 7	208	0- 1	121	235	234	234	5	5	
DIV. I NON-CONF.	5- 7	208	0- 1	121	235	234	234	5	5	
-----										
TOTALS	RPI 1-25	RPI 26-50	W-L RECORDS	RPI 51-100	RPI 101-150	RPI 150+				
5- 7	0- 1	0- 1	OVERALL	0- 4	0- 0	5- 1				
5- 3	0- 0	0- 1	HOME	0- 1	0- 0	5- 1				
0- 1	0- 0	0- 0	AWAY	0- 1	0- 0	0- 0				
0- 3	0- 1	0- 0	NEUTRAL	0- 2	0- 0	0- 0				
5- 7	0- 1	0- 1	NON-CONFERENCE	0- 4	0- 0	5- 1				
5- 3	0- 0	0- 1	HOME	0- 1	0- 0	5- 1				
0- 1	0- 0	0- 0	AWAY	0- 1	0- 0	0- 0				
0- 3	0- 1	0- 0	NEUTRAL	0- 2	0- 0	0- 0				
0- 0	0- 0	0- 0	CONFERENCE	0- 0	0- 0	0- 0				
0- 0	0- 0	0- 0	HOME	0- 0	0- 0	0- 0				
0- 0	0- 0	0- 0	AWAY	0- 0	0- 0	0- 0				
0- 0	0- 0	0- 0	NEUTRAL	0- 0	0- 0	0- 0				

RPI 1-25				RPI 26-50				RPI 51-100				RPI 101+ Team's RPI: 234			
RPI	S	Opponent	Score	RPI	S	Opponent	Score	RPI	S	Opponent	Score	RPI	S	Opponent	Score
2	N	UConn	50 90	39	H	IUPUI	58 66	57	H	TCU	50 55	179	H	Jacksonville St.	49 60
								65	A	Louisiana Tech	71 80	228	H	Temple	62 55
								83	N	St. John's (NY)	59 64	294	H	Norfolk St.	60 42
								93	N	Purdue	59 70	300	H	Western Mich.	69 66
												343	H	Louisiana	79 57
												346	H	Savannah St.	74 51
-----															
LAST 12 Division I GAMES:															
65	A	Louisiana Tech	71 80	83	N	St. John's (NY)	59 64	2	N	UConn	50 90	300	H	Western Mich.	69 66
343	H	Louisiana	79 57	93	N	Purdue	59 70	228	H	Temple	62 55	39	H	IUPUI	58 66
346	H	Savannah St.	74 51												
179	H	Jacksonville St.	49 60												
57	H	TCU	50 55												
294	H	Norfolk St.	60 42												

Non-Div I Games:

Ole Miss



Average RPI	Win:	297	WON-LOST	WINNING	LAST 10	STRENGTH OF	OPP. STRENGTH	TEAM	ADJ.	CONF.	ADJ CONF.
Average RPI	Loss:	125	RECORD	PCT. RANK	GAMES	SCHEDULE	OF SCHEDULE	RPI	RPI	RPI	RPI
DIV. I ONLY		4- 6	211	1- 0	265	216	260	260	13	13	
DIV. I NON-CONF.		4- 6	211	1- 0	265	216	260	260	13	13	
-----											
TOTALS	RPI 1-25		RPI 26-50		W-L RECORDS	RPI 51-100		RPI 101-150		RPI 150+	
4- 6	0- 0		0- 0		OVERALL	0- 2		0- 3		4- 1	
2- 2	0- 0		0- 0		HOME	0- 0		0- 2		2- 0	
1- 3	0- 0		0- 0		AWAY	0- 2		0- 1		1- 0	
1- 1	0- 0		0- 0		NEUTRAL	0- 0		0- 0		1- 1	
4- 6	0- 0		0- 0		NON-CONFERENCE	0- 2		0- 3		4- 1	
2- 2	0- 0		0- 0		HOME	0- 0		0- 2		2- 0	
1- 3	0- 0		0- 0		AWAY	0- 2		0- 1		1- 0	
1- 1	0- 0		0- 0		NEUTRAL	0- 0		0- 0		1- 1	
0- 0	0- 0		0- 0		CONFERENCE	0- 0		0- 0		0- 0	
0- 0	0- 0		0- 0		HOME	0- 0		0- 0		0- 0	
0- 0	0- 0		0- 0		AWAY	0- 0		0- 0		0- 0	
0- 0	0- 0		0- 0		NEUTRAL	0- 0		0- 0		0- 0	

RPI 1-25				RPI 26-50				RPI 51-100				RPI 101+ Team's RPI: 260					
RPI	S	Opponent	Score	RPI	S	Opponent	Score	RPI	S	Opponent	Score	RPI	S	Opponent	Score		
								88	A	Kansas St.	46	61	114	A	Creighton	51	66
								94	A	Montana St.	56	59	125	H	Bradley	60	80
													126	H	CSUN	52	64
													203	N	Campbell	52	65
													279	H	CSU Bakersfield	53	46
													297	A	Detroit Mercy	51	42
													303	H	USC Upstate	96	69
													308	N	Florida A&M	57	50
LAST 12 Division I GAMES:																	
308	N	Florida A&M	57	50	297	A	Detroit Mercy	51	42								
94	A	Montana St.	56	59	203	N	Campbell	52	65								
125	H	Bradley	60	80	126	H	CSUN	52	64								
279	H	CSU Bakersfield	53	46	88	A	Kansas St.	46	61								
114	A	Creighton	51	66	303	H	USC Upstate	96	69								

Non-Div I Games: Graceland (IA) 81 39

Omaha

Average RPI Win:	216	WON-LOST	WINNING	LAST 10	STRENGTH OF	OPP. STRENGTH	TEAM	ADJ.	CONF.	ADJ CONF.
Average RPI Loss:	92	RECORD	PCT. RANK	GAMES	SCHEDULE	OF SCHEDULE	RPI	RPI	RPI	RPI

DIV. I ONLY	5- 5	161	1- 0	179	120	152	152	13	13
DIV. I NON-CONF.	5- 5	161	1- 0	179	120	152	152	13	13
-----									
TOTALS	RPI 1-25	RPI 26-50	W-L RECORDS	RPI 51-100	RPI 101-150	RPI 150+			
5- 5	0- 1	0- 0	OVERALL	0- 2	0- 0	5- 2			
2- 2	0- 0	0- 0	HOME	0- 0	0- 0	2- 2			
3- 3	0- 1	0- 0	AWAY	0- 2	0- 0	3- 0			
0- 0	0- 0	0- 0	NEUTRAL	0- 0	0- 0	0- 0			
5- 5	0- 1	0- 0	NON-CONFERENCE	0- 2	0- 0	5- 2			
2- 2	0- 0	0- 0	HOME	0- 0	0- 0	2- 2			
3- 3	0- 1	0- 0	AWAY	0- 2	0- 0	3- 0			
0- 0	0- 0	0- 0	NEUTRAL	0- 0	0- 0	0- 0			
0- 0	0- 0	0- 0	CONFERENCE	0- 0	0- 0	0- 0			
0- 0	0- 0	0- 0	HOME	0- 0	0- 0	0- 0			
0- 0	0- 0	0- 0	AWAY	0- 0	0- 0	0- 0			
0- 0	0- 0	0- 0	NEUTRAL	0- 0	0- 0	0- 0			

RPI 1-25				RPI 26-50				RPI 51-100				RPI 101+ Team's RPI: 152			
RPI	S	Opponent	Score	RPI	S	Opponent	Score	RPI	S	Opponent	Score	RPI	S	Opponent	Score
17	A	Iowa	77 90					52	A	Arkansas	61 74	156	H	UT Arlington	62 80
								70	A	Kansas	58 70	161	A	Texas St.	81 64
												165	H	Tulsa	68 76
												166	H	UMKC	75 64
												212	A	Sam Houston St.	73 62
												223	H	Southern Utah	64 59
												318	A	Houston Baptist	74 56
LAST 12 Division I GAMES:															
212	A	Sam Houston St.	73 62	318	A	Houston Baptist	74 56	165	H	Tulsa	68 76				
156	H	UT Arlington	62 80	70	A	Kansas	58 70	17	A	Iowa	77 90				
223	H	Southern Utah	64 59												
52	A	Arkansas	61 74												
161	A	Texas St.	81 64												
166	H	UMKC	75 64												

Non-Div I Games: Harris-Stowe 74 46 Cent. Christian (KS) 47

Oral Roberts

Average RPI Win: 107

Average RPI Loss: 25

WON-LOST  
RECORDWINNING  
PCT. RANKLAST 10  
GAMESSTRENGTH OF  
SCHEDULEOPP. STRENGTH  
OF SCHEDULETEAM  
RPIADJ.  
RPICONF.  
RPIADJ CONF.  
RPIDIV. I ONLY  
DIV. I NON-CONF.7- 1  
7- 134  
341- 0  
1- 034  
3420  
206  
66  
62  
22  
2

TOTALS

RPI 1-25

RPI 26-50

W-L RECORDS

RPI 51-100

RPI 101-150

RPI 150+

7- 1 1- 1  
3- 0 1- 0  
3- 1 0- 1  
1- 0 0- 02- 0  
0- 0  
2- 0  
0- 0OVERALL  
HOME  
AWAY  
NEUTRAL1- 0  
1- 0  
0- 0  
0- 01- 0  
0- 0  
1- 0  
0- 02- 0  
1- 0  
0- 0  
1- 07- 1 1- 1  
3- 0 1- 0  
3- 1 0- 1  
1- 0 0- 02- 0  
0- 0  
2- 0  
0- 0NON-CONFERENCE  
HOME  
AWAY  
NEUTRAL1- 0  
1- 0  
0- 0  
0- 01- 0  
0- 0  
1- 0  
0- 02- 0  
1- 0  
0- 0  
1- 00- 0 0- 0  
0- 0 0- 0  
0- 0 0- 0  
0- 0 0- 00- 0  
0- 0  
0- 0  
0- 0CONFERENCE  
HOME  
AWAY  
NEUTRAL0- 0  
0- 0  
0- 0  
0- 00- 0  
0- 0  
0- 0  
0- 00- 0  
0- 0  
0- 0  
0- 0

RPI 1-25 Team's RPI: 6

RPI	S	Opponent	Score
15	H	Syracuse	75 73
25	A	Michigan St.	82 88

RPI 26-50

RPI	S	Opponent	Score
31	A	South Dakota St.	87 79
50	A	Saint Mary's (CA)	79 55

RPI 51-100

RPI	S	Opponent	Score
91	H	Buffalo	102 82

RPI 101+

RPI	S	Opponent	Score
104	A	Utah St.	88 58
183	N	UC Riverside	94 44
274	H	Long Beach St.	110 48

LAST 12 Division I GAMES:

50	A	Saint Mary's (CA)	79 55	31	A	South Dakota St.	87 79
183	N	UC Riverside	94 44	25	A	Michigan St.	82 88
91	H	Buffalo	102 82	274	H	Long Beach St.	110 48
104	A	Utah St.	88 58				
15	H	Syracuse	75 73				

Non-Div I Games: Alas. Fairbanks 115 36

Oregon

Loss, 
 Non-Conf, S Site, 
 H Home
A Away 
 N Neutral

Average RPI Win:	190	WON-LOST	WINNING	LAST 10	STRENGTH OF	OPP. STRENGTH	TEAM	ADJ.	CONF.	ADJ CONF.
Average RPI Loss:	24	RECORD	PCT. RANK	GAMES	SCHEDULE	OF SCHEDULE	RPI	RPI	RPI	RPI

DIV. I ONLY	8- 2	46	0- 1	261	7	98	98	2	2
DIV. I NON-CONF.	8- 2	46	0- 1	261	7	98	98	2	2
-----									
TOTALS	RPI 1-25	RPI 26-50	W-L RECORDS	RPI 51-100	RPI 101-150	RPI 150+			
8- 2	0- 1	1- 1	OVERALL	1- 0	1- 0	5- 0			
5- 0	0- 0	1- 0	HOME	0- 0	1- 0	3- 0			
0- 0	0- 0	0- 0	AWAY	0- 0	0- 0	0- 0			
3- 2	0- 1	0- 1	NEUTRAL	1- 0	0- 0	2- 0			
8- 2	0- 1	1- 1	NON-CONFERENCE	1- 0	1- 0	5- 0			
5- 0	0- 0	1- 0	HOME	0- 0	1- 0	3- 0			
0- 0	0- 0	0- 0	AWAY	0- 0	0- 0	0- 0			
3- 2	0- 1	0- 1	NEUTRAL	1- 0	0- 0	2- 0			
0- 0	0- 0	0- 0	CONFERENCE	0- 0	0- 0	0- 0			
0- 0	0- 0	0- 0	HOME	0- 0	0- 0	0- 0			
0- 0	0- 0	0- 0	AWAY	0- 0	0- 0	0- 0			
0- 0	0- 0	0- 0	NEUTRAL	0- 0	0- 0	0- 0			

RPI 1-25				RPI 26-50				RPI 51-100 Team's RPI: 98				RPI 101+			
RPI	S	Opponent	Score	RPI	S	Opponent	Score	RPI	S	Opponent	Score	RPI	S	Opponent	Score
1	N	Notre Dame	81 91	46	N	Texas A&M	70 76	60	N	South Carolina	70 68	139	H	Santa Clara	82 31
				50	H	Saint Mary's (CA)	89 56					186	H	Ark. -Pine Bluff	89 33
												207	N	Western Ky.	74 60
												270	N	Eastern Wash.	93 45
												298	H	La Salle	100 46
												307	H	Cal Poly	79 54
-----															
LAST 12 Division I GAMES:															
1	N	Notre Dame	81 91	60	N	South Carolina	70 68								
50	H	Saint Mary's (CA)	89 56	46	N	Texas A&M	70 76								
186	H	Ark. -Pine Bluff	89 33	270	N	Eastern Wash.	93 45								
307	H	Cal Poly	79 54	139	H	Santa Clara	82 31								
				298	H	La Salle	100 46								
				207	N	Western Ky.	74 60								

Non-Div I Games:

Oregon St.

Pacific

Paci f i c				Through Games Of Dec. 17, 2018											
Average RPI		Win:	212	WON-LOST	WINNING	LAST 10	STRENGTH OF	OPP. STRENGTH	TEAM	ADJ.	CONF.	ADJ CONF.			
Average RPI		Loss:	11	RECORD	PCT. RANK	GAMES	SCHEDULE	OF SCHEDULE	RPI	RPI	RPI	RPI			
DIV. I ONLY	6- 2	66	0- 1	187	57	61	61	7	7						
DIV. I NON-CONF.	6- 2	66	0- 1	187	57	61	61	7	7						
-----															
TOTALS		RPI 1-25		RPI 26-50		W-L RECORDS		RPI 51-100		RPI 101-150		RPI 150+			
6- 2	0- 2			0- 0	OVERALL		2- 0	0- 0		4- 0					
4- 0	0- 0			0- 0	HOME		1- 0	0- 0		3- 0					
2- 1	0- 1			0- 0	AWAY		1- 0	0- 0		1- 0					
0- 1	0- 1			0- 0	NEUTRAL		0- 0	0- 0		0- 0					
6- 2	0- 2			0- 0	NON-CONFERENCE		2- 0	0- 0		4- 0					
4- 0	0- 0			0- 0	HOME		1- 0	0- 0		3- 0					
2- 1	0- 1			0- 0	AWAY		1- 0	0- 0		1- 0					
0- 1	0- 1			0- 0	NEUTRAL		0- 0	0- 0		0- 0					
0- 0	0- 0			0- 0	CONFERENCE		0- 0	0- 0		0- 0					
0- 0	0- 0			0- 0	HOME		0- 0	0- 0		0- 0					
0- 0	0- 0			0- 0	AWAY		0- 0	0- 0		0- 0					
0- 0	0- 0			0- 0	NEUTRAL		0- 0	0- 0		0- 0					
-----															
RPI 1-25				RPI 26-50				RPI 51-100		Team's RPI: 61		RPI 101+			
RPI	S	Opponent	Score	RPI	S	Opponent	Score	RPI	S	Opponent	Score	RPI	S	Opponent	Score
4	N	Cal i forni a	69 81					51	H	Wyomi ng	70 64	247	A	San Jose St.	91 67
18	A	UCF	57 64					86	A	UC Davi s	83 80	282	H	UC Santa Barbara	69 53

Pacific

Non-Div I Games:

Paci f i c

Average RPI Win:	275	WON-LOST	WINNING	LAST 10	STRENGTH OF	OPP. STRENGTH	TEAM	ADJ.	CONF.	ADJ CONF.
Average RPI Loss:	20	RECORD	PCT. RANK	GAMES	SCHEDULE	OF SCHEDULE	RPI	RPI	RPI	RPI
DIV. I ONLY	6- 2	66	1- 0	275	77	111	111	17	17	
DIV. I NON-CONF.	6- 2	66	1- 0	275	77	111	111	17	17	
-----										
TOTALS	RPI 1-25	RPI 26-50	W-L RECORDS	RPI 51-100	RPI 101-150	RPI 150+				
6- 2	0- 1	0- 1	OVERALL	0- 0	0- 0	6- 0				
3- 0	0- 0	0- 0	HOME	0- 0	0- 0	3- 0				
3- 1	0- 1	0- 0	AWAY	0- 0	0- 0	3- 0				
0- 1	0- 0	0- 1	NEUTRAL	0- 0	0- 0	0- 0				
6- 2	0- 1	0- 1	NON-CONFERENCE	0- 0	0- 0	6- 0				
3- 0	0- 0	0- 0	HOME	0- 0	0- 0	3- 0				
3- 1	0- 1	0- 0	AWAY	0- 0	0- 0	3- 0				
0- 1	0- 0	0- 1	NEUTRAL	0- 0	0- 0	0- 0				
0- 0	0- 0	0- 0	CONFERENCE	0- 0	0- 0	0- 0				
0- 0	0- 0	0- 0	HOME	0- 0	0- 0	0- 0				
0- 0	0- 0	0- 0	AWAY	0- 0	0- 0	0- 0				
0- 0	0- 0	0- 0	NEUTRAL	0- 0	0- 0	0- 0				

RPI	S	Opponent	Score	RPI	S	Opponent	Score	RPI	S	Opponent	Score	RPI	S	Opponent	Score	Team's RPI: 111
1	A	Notre Dame	55 75	38	N	Maine	46 47					202	A	Navy	65 61	
												251	A	Iona	66 43	
												264	A	Siena	58 51	
												298	H	La Salle	65 34	
												305	H	Saint Joseph's	65 45	
												329	H	NJIT	85 42	
-----																
LAST 12 Division I GAMES:																
298	H	La Salle	65 34	251	A	Iona	66 43									
38	N	Maine	46 47	264	A	Siena	58 51									
202	A	Navy	65 61													
329	H	NJIT	85 42													
305	H	Saint Joseph's	65 45													
1	A	Notre Dame	55 75													

Non-Div I Games:

Penn

Average RPI Win: 172

Average RPI Loss: 46

WON-LOST  
RECORDWINNING  
PCT. RANKLAST 10  
GAMESSTRENGTH OF  
SCHEDULEOPP. STRENGTH  
OF SCHEDULETEAM  
RPIADJ.  
RPICONF.  
RPIADJ CONF.  
RPIDIV. I ONLY  
DIV. I NON-CONF.7- 4  
7- 4106  
1061- 0  
1- 074  
7478  
78102  
102102  
1023  
33  
3

TOTALS

RPI 1-25

RPI 26-50

W-L RECORDS

RPI 51-100

RPI 101-150

RPI 150+

7- 4

0- 2

0- 1

OVERALL

0- 0

3- 1

4- 0

6- 3

0- 1

0- 1

HOME

0- 0

3- 1

3- 0

1- 1

0- 1

0- 0

AWAY

0- 0

0- 0

1- 0

0- 0

0- 0

0- 0

NEUTRAL

0- 0

0- 0

0- 0

7- 4

0- 2

0- 1

NON-CONFERENCE

0- 0

3- 1

4- 0

6- 3

0- 1

0- 1

HOME

0- 0

3- 1

3- 0

1- 1

0- 1

0- 0

AWAY

0- 0

0- 0

1- 0

0- 0

0- 0

0- 0

NEUTRAL

0- 0

0- 0

0- 0

0- 0

0- 0

0- 0

CONFERENCE

0- 0

0- 0

0- 0

0- 0

0- 0

0- 0

HOME

0- 0

0- 0

0- 0

0- 0

0- 0

0- 0

AWAY

0- 0

0- 0

0- 0

0- 0

0- 0

0- 0

NEUTRAL

0- 0

0- 0

0- 0

RPI 1-25

RPI 26-50

RPI 51-100

RPI 101+

Team's RPI: 102

RPI	S	Opponent	Score
4	H	Cal i forni a	58 75
21	A	Fl ori da St.	58 87

RPI	S	Opponent	Score
49	H	Duquesne	58 64

RPI	S	Opponent	Score
-----	---	----------	-------

RPI	S	Opponent	Score
109	H	Stony Brook	70 81
121	H	Providence	74 72
130	H	Princeton	79 71
150	H	American	80 59
155	A	Fordham	72 55
185	H	North Dakota	75 68
219	H	Jacksonville	80 61
245	H	St. Bonaventure	80 65

LAST 12 Division I GAMES:

109	H	Stony Brook	70	81	150	H	American	80	59
185	H	North Dakota	75	68	245	H	St. Bonaventure	80	65
130	H	Princeton	79	71	49	H	Duquesne	58	64
155	A	Fordham	72	55	219	H	Jacksonville	80	61
4	H	Cal i forni a	58	75	21	A	Fl ori da St.	58	87
121	H	Providence	74	72					

Non-Div I Games:

Penn St.

Average RPI	Win:	277	WON-LOST	WINNING	LAST 10	STRENGTH OF	OPP. STRENGTH	TEAM	ADJ.	CONF.	ADJ CONF.
Average RPI	Loss:	46	RECORD	PCT. RANK	GAMES	SCHEDULE	OF SCHEDULE	RPI	RPI	RPI	RPI
DIV. I ONLY		5- 2		85	0- 1	310	117	135	135	7	7
DIV. I NON-CONF.		5- 2		85	0- 1	310	117	135	135	7	7
-----											
TOTALS	RPI 1-25		RPI 26-50		W-L RECORDS	RPI 51-100		RPI 101-150		RPI 150+	
5- 2	0- 1		0- 0		OVERALL	0- 1		0- 0		5- 0	
1- 0	0- 0		0- 0		HOME	0- 0		0- 0		1- 0	
3- 2	0- 1		0- 0		AWAY	0- 1		0- 0		3- 0	
1- 0	0- 0		0- 0		NEUTRAL	0- 0		0- 0		1- 0	
5- 2	0- 1		0- 0		NON-CONFERENCE	0- 1		0- 0		5- 0	
1- 0	0- 0		0- 0		HOME	0- 0		0- 0		1- 0	
3- 2	0- 1		0- 0		AWAY	0- 1		0- 0		3- 0	
1- 0	0- 0		0- 0		NEUTRAL	0- 0		0- 0		1- 0	
0- 0	0- 0		0- 0		CONFERENCE	0- 0		0- 0		0- 0	
0- 0	0- 0		0- 0		HOME	0- 0		0- 0		0- 0	
0- 0	0- 0		0- 0		AWAY	0- 0		0- 0		0- 0	
0- 0	0- 0		0- 0		NEUTRAL	0- 0		0- 0		0- 0	

RPI 1-25				RPI 26-50				RPI 51-100				RPI 101+				Team's RPI: 135
RPI	S	Opponent	Score	RPI	S	Opponent	Score	RPI	S	Opponent	Score	RPI	S	Opponent	Score	
24	A	Colorado	65 80					67	A	Idaho St.	63 65	243	N	Sacramento St.	113 97	
												259	H	Weber St.	68 47	
												284	A	Hawaii	65 64	
												291	A	Seattle U	78 64	
												307	A	Cal Poly	70 63	
-----																
LAST 12 Division I GAMES:																
284	A	Hawaii	65 64	67	A	Idaho St.	63 65	259	H	Weber St.	68 47	291	A	Seattle U	78 64	
				24	A	Colorado	65 80	307	A	Cal Poly	70 63	243	N	Sacramento St.	113 97	

Non-Div I Games:

Pepperdine



Average RPI Win:	159	WON-LOST	WINNING	LAST 10	STRENGTH OF	OPP. STRENGTH	TEAM	ADJ.	CONF.	ADJ CONF.
Average RPI Loss:	141	RECORD	PCT. RANK	GAMES	SCHEDULE	OF SCHEDULE	RPI	RPI	RPI	RPI
DIV. I ONLY	6- 5	159	0- 1	65	168	117	117	1	1	
DIV. I NON-CONF.	6- 5	159	0- 1	65	168	117	117	1	1	
-----										
TOTALS	RPI 1-25	RPI 26-50	W-L RECORDS	RPI 51-100	RPI 101-150	RPI 150+				
6- 5	0- 1	0- 0	OVERALL	2- 0	1- 2	3- 2				
3- 3	0- 1	0- 0	HOME	0- 0	1- 1	2- 1				
1- 1	0- 0	0- 0	AWAY	1- 0	0- 0	0- 1				
2- 1	0- 0	0- 0	NEUTRAL	1- 0	0- 1	1- 0				
6- 5	0- 1	0- 0	NON-CONFERENCE	2- 0	1- 2	3- 2				
3- 3	0- 1	0- 0	HOME	0- 0	1- 1	2- 1				
1- 1	0- 0	0- 0	AWAY	1- 0	0- 0	0- 1				
2- 1	0- 0	0- 0	NEUTRAL	1- 0	0- 1	1- 0				
0- 0	0- 0	0- 0	CONFERENCE	0- 0	0- 0	0- 0				
0- 0	0- 0	0- 0	HOME	0- 0	0- 0	0- 0				
0- 0	0- 0	0- 0	AWAY	0- 0	0- 0	0- 0				
0- 0	0- 0	0- 0	NEUTRAL	0- 0	0- 0	0- 0				

RPI 1-25				RPI 26-50				RPI 51-100				RPI 101+				Team's RPI: 117
RPI	S	Opponent	Score	RPI	S	Opponent	Score	RPI	S	Opponent	Score	RPI	S	Opponent	Score	
18	H	UCF	58 61					52	N	Arkansas	61 54	141	N	Wisconsin	42 57	
								97	A	Northwestern	52 49	145	H	Cincinnati	65 48	
												146	H	Youngstown St.	55 64	
												155	H	Fordham	65 62	
												182	A	Georgetown	41 70	
												201	H	New Orleans	90 38	
												220	H	West Virginia	43 77	
												302	N	Tennessee St.	78 56	
-----																
LAST 12 Division I GAMES:																
220	H	West Virginia	43 77	141	N	Wisconsin	42 57									
155	H	Fordham	65 62	182	A	Georgetown	41 70									
97	A	Northwestern	52 49	145	H	Cincinnati	65 48									
302	N	Tennessee St.	78 56	146	H	Youngstown St.	55 64									
52	N	Arkansas	61 54	201	H	New Orleans	90 38									
				18	H	UCF	58 61									

Non-Div I Games:

Pittsburgh

P  
o  
r  
t  
l  
a  
n  
d

Portland				Through Games Of Dec. 17, 2018						
Average RPI Win:	230	WON-LOST RECORD	WINNING PCT. RANK	LAST 10 GAMES	STRENGTH OF SCHEDULE	OPP. STRENGTH OF SCHEDULE	TEAM RPI	ADJ. RPI	CONF. RPI	ADJ CONF. RPI
Average RPI Loss:	124									
DIV. I ONLY		5- 3	115	0- 0	71	304	78	78	7	7
DIV. I NON-CONF.		5- 3	115	0- 0	71	304	78	78	7	7
-----										
TOTALS	RPI 1-25		RPI 26-50	W-L RECORDS	RPI 51-100		RPI 101-150		RPI 150+	
5- 3	0- 0		0- 0	OVERALL	0- 0		1- 2		4- 1	
2- 1	0- 0		0- 0	HOME	0- 0		1- 0		1- 1	
3- 1	0- 0		0- 0	AWAY	0- 0		0- 1		3- 0	
0- 1	0- 0		0- 0	NEUTRAL	0- 0		0- 1		0- 0	
5- 3	0- 0		0- 0	NON-CONFERENCE	0- 0		1- 2		4- 1	
2- 1	0- 0		0- 0	HOME	0- 0		1- 0		1- 1	
3- 1	0- 0		0- 0	AWAY	0- 0		0- 1		3- 0	
0- 1	0- 0		0- 0	NEUTRAL	0- 0		0- 1		0- 0	
0- 0	0- 0		0- 0	CONFERENCE	0- 0		0- 0		0- 0	
0- 0	0- 0		0- 0	HOME	0- 0		0- 0		0- 0	
0- 0	0- 0		0- 0	AWAY	0- 0		0- 0		0- 0	
0- 0	0- 0		0- 0	NEUTRAL	0- 0		0- 0		0- 0	

RPI 1-25				RPI 26-50				RPI 51-100 Team's RPI: 78				RPI 101+			
RPI	S	Opponent	Score	RPI	S	Opponent	Score	RPI	S	Opponent	Score	RPI	S	Opponent	Score
												101	N	Arizona	70 92
												104	H	Utah St.	61 54
												118	A	Portland St.	79 92
												153	H	UC Irvine	69 84
												210	H	Cal St. Fullerton	83 74
												259	A	Weber St.	89 73
												284	A	Hawaii	72 65
												295	A	Utah Valley	65 60
LAST 12 Division I GAMES:															
				153	H	UC Irvine	69 84	259	A	Weber St.	89 73				
				118	A	Portland St.	79 92	295	A	Utah Valley	65 60				
				104	H	Utah St.	61 54								
				210	H	Cal St. Fullerton	83 74								
				101	N	Arizona	70 92								
				284	A	Hawaii	72 65								

Non-Div I Games: Warner Pacific 98 63 Willamette 82 27

Portland

P  
o  
r  
t  
l  
a  
n  
d

Average RPI Win:	225	WON-LOST	WINNING	LAST 10	STRENGTH OF	OPP. STRENGTH	TEAM	ADJ.	CONF.	ADJ CONF.
Average RPI Loss:	0	RECORD	PCT. RANK	GAMES	SCHEDULE	OF SCHEDULE	RPI	RPI	RPI	RPI

DIV. I ONLY	7- 0	1	1- 0	344	45	118	118	11	11
DIV. I NON-CONF.	7- 0	1	1- 0	344	45	118	118	11	11
-----									
TOTALS	RPI 1-25	RPI 26-50	W-L RECORDS	RPI 51-100	RPI 101-150	RPI 150+			
7- 0	0- 0	0- 0	OVERALL	2- 0	0- 0	5- 0			
5- 0	0- 0	0- 0	HOME	2- 0	0- 0	3- 0			
2- 0	0- 0	0- 0	AWAY	0- 0	0- 0	2- 0			
0- 0	0- 0	0- 0	NEUTRAL	0- 0	0- 0	0- 0			
7- 0	0- 0	0- 0	NON-CONFERENCE	2- 0	0- 0	5- 0			
5- 0	0- 0	0- 0	HOME	2- 0	0- 0	3- 0			
2- 0	0- 0	0- 0	AWAY	0- 0	0- 0	2- 0			
0- 0	0- 0	0- 0	NEUTRAL	0- 0	0- 0	0- 0			
0- 0	0- 0	0- 0	CONFERENCE	0- 0	0- 0	0- 0			
0- 0	0- 0	0- 0	HOME	0- 0	0- 0	0- 0			
0- 0	0- 0	0- 0	AWAY	0- 0	0- 0	0- 0			
0- 0	0- 0	0- 0	NEUTRAL	0- 0	0- 0	0- 0			

RPI 1-25				RPI 26-50				RPI 51-100				RPI 101+ Team's RPI: 118			
RPI	S	Opponent	Score	RPI	S	Opponent	Score	RPI	S	Opponent	Score	RPI	S	Opponent	Score
								78	H	Portland	92 79	215	H	UNLV	58 49
								86	H	UC Davis	65 50	247	H	San Jose St.	80 51
												291	H	Seattle U	68 43
												311	A	UTEP	89 61
												344	A	Grand Canyon	60 55
-----															
LAST 12 Division I GAMES:															
291	H	Seattle U	68 43	215	H	UNLV	58 49	344	A	Grand Canyon	60 55	311	A	UTEP	89 61
86	H	UC Davis	65 50	78	H	Portland	92 79								
247	H	San Jose St.	80 51												

Non-Div I Games: Warner Pacific 102 49

Portland St.

Average RPI Win: 321 WON-LOST RECORD WINNING PCT. RANK LAST 10 GAMES STRENGTH OF SCHEDULE OPP. STRENGTH OF SCHEDULE TEAM RPI ADJ. RPI CONF. RPI ADJ CONF. RPI

DIV. I ONLY	1- 5	298	0- 1	19	336	206	206	28	28
DIV. I NON-CONF.	1- 5	298	0- 1	19	336	206	206	28	28
TOTALS	RPI 1-25	RPI 26-50	W-L RECORDS	RPI 51-100	RPI 101-150	RPI 150+			
1- 5	0- 1	0- 0	OVERALL	0- 1	0- 2	1- 1			
0- 1	0- 0	0- 0	HOME	0- 0	0- 1	0- 0			
0- 4	0- 1	0- 0	AWAY	0- 1	0- 1	0- 1			
1- 0	0- 0	0- 0	NEUTRAL	0- 0	0- 0	1- 0			
1- 5	0- 1	0- 0	NON-CONFERENCE	0- 1	0- 2	1- 1			
0- 1	0- 0	0- 0	HOME	0- 0	0- 1	0- 0			
0- 4	0- 1	0- 0	AWAY	0- 1	0- 1	0- 1			
1- 0	0- 0	0- 0	NEUTRAL	0- 0	0- 0	1- 0			
0- 0	0- 0	0- 0	CONFERENCE	0- 0	0- 0	0- 0			
0- 0	0- 0	0- 0	HOME	0- 0	0- 0	0- 0			
0- 0	0- 0	0- 0	AWAY	0- 0	0- 0	0- 0			
0- 0	0- 0	0- 0	NEUTRAL	0- 0	0- 0	0- 0			

RPI S Opponent Score	RPI S Opponent Score	RPI S Opponent Score	RPI S Opponent Score
24 A Col orado 38 79		52 A Arkansas 44 71	108 H Ri ce 58 68
			116 A Okl ahoma St. 50 70
			321 N A&M-Corpus Christi 67 59
			331 A UTRGV 50 57
LAST 12 Division I GAMES:			
52 A Arkansas 44 71	321 N A&M-Corpus Christi 67 59		
24 A Col orado 38 79	331 A UTRGV 50 57		
108 H Ri ce 58 68	116 A Okl ahoma St. 50 70		

Non-Div I Games: Jarvis Christian 117 32 Arlington Baptist 105 31

Prairie View

Average RPI Win: 242		WON-LOST	WINNING	LAST 10	STRENGTH OF		OPP. STRENGTH	TEAM	ADJ.	CONF.	ADJ CONF.
Average RPI Loss: 193		RECORD	PCT. RANK	GAMES	SCHEDULE		OF SCHEDULE	RPI	RPI	RPI	RPI
DIV. I ONLY		1- 6	302	0- 1	267		231	336	336	29	29
DIV. I NON-CONF.		1- 6	302	0- 1	267		231	336	336	29	29
-----											
TOTALS		RPI 1-25		RPI 26-50	W-L RECORDS		RPI 51-100	RPI 101-150		RPI 150+	
1- 6		0- 1		0- 0	OVERALL		0- 0	0- 0		1- 5	
1- 2		0- 0		0- 0	HOME		0- 0	0- 0		1- 2	
0- 4		0- 1		0- 0	AWAY		0- 0	0- 0		0- 3	
0- 0		0- 0		0- 0	NEUTRAL		0- 0	0- 0		0- 0	
1- 6		0- 1		0- 0	NON-CONFERENCE		0- 0	0- 0		1- 5	
1- 2		0- 0		0- 0	HOME		0- 0	0- 0		1- 2	
0- 4		0- 1		0- 0	AWAY		0- 0	0- 0		0- 3	
0- 0		0- 0		0- 0	NEUTRAL		0- 0	0- 0		0- 0	
0- 0		0- 0		0- 0	CONFERENCE		0- 0	0- 0		0- 0	
0- 0		0- 0		0- 0	HOME		0- 0	0- 0		0- 0	
0- 0		0- 0		0- 0	AWAY		0- 0	0- 0		0- 0	
0- 0		0- 0		0- 0	NEUTRAL		0- 0	0- 0		0- 0	

RPI 1-25				RPI 26-50				RPI 51-100				RPI 101+ Team's RPI: 336			
RPI	S	Opponent	Score	RPI	S	Opponent	Score	RPI	S	Opponent	Score	RPI	S	Opponent	Score
13	A	Tennessee	49 97									163	A	Vanderbi l t	43 78
												184	A	UNCW	48 63
												242	H	Wofford	61 50
												244	H	Ga. Southern	68 69
												254	A	Samford	54 75
												299	H	South Carolina St.	48 57
-----															
LAST 12 Division I GAMES:															
299	H	South Carolina St.	48 57	244	H	Ga. Southern	68 69								
242	H	Wofford	61 50	254	A	Samford	54 75								
184	A	UNCW	48 63	163	A	Vanderbi l t	43 78								
13	A	Tennessee	49 97												

Non-Div I Games:

Presbyterian

Average RPI Win:	168	WON-LOST	WINNING	LAST 10	STRENGTH OF	OPP. STRENGTH	TEAM	ADJ.	CONF.	ADJ CONF.
Average RPI Loss:	86	RECORD	PCT. RANK	GAMES	SCHEDULE	OF SCHEDULE	RPI	RPI	RPI	RPI
DIV. I ONLY	5- 7	208	1- 0	69	100	130	130	17	17	
DIV. I NON-CONF.	5- 7	208	1- 0	69	100	130	130	17	17	
-----										
TOTALS	RPI 1-25	RPI 26-50	W-L RECORDS	RPI 51-100	RPI 101-150	RPI 150+				
5- 7	0- 1	0- 2	OVERALL	1- 2	1- 1	3- 1				
3- 1	0- 0	0- 0	HOME	1- 1	1- 0	1- 0				
2- 3	0- 0	0- 1	AWAY	0- 0	0- 1	2- 1				
0- 3	0- 1	0- 1	NEUTRAL	0- 1	0- 0	0- 0				
5- 7	0- 1	0- 2	NON-CONFERENCE	1- 2	1- 1	3- 1				
3- 1	0- 0	0- 0	HOME	1- 1	1- 0	1- 0				
2- 3	0- 0	0- 1	AWAY	0- 0	0- 1	2- 1				
0- 3	0- 1	0- 1	NEUTRAL	0- 1	0- 0	0- 0				
0- 0	0- 0	0- 0	CONFERENCE	0- 0	0- 0	0- 0				
0- 0	0- 0	0- 0	HOME	0- 0	0- 0	0- 0				
0- 0	0- 0	0- 0	AWAY	0- 0	0- 0	0- 0				
0- 0	0- 0	0- 0	NEUTRAL	0- 0	0- 0	0- 0				

RPI 1-25				RPI 26-50				RPI 51-100				RPI 101+ Team's RPI: 130			
RPI	S	Opponent	Score	RPI	S	Opponent	Score	RPI	S	Opponent	Score	RPI	S	Opponent	Score
15	N	Syracuse	61 92	34	A	Villanova	46 67	54	H	Quinnipiac	54 42	102	A	Penn St.	71 79
				45	N	DePaul	67 82	88	N	Kansas St.	61 80	133	H	Marist	60 57
								100	H	Seton Hall	66 70	191	A	Monmouth	79 47
												217	A	George Washington	49 64
												231	H	Davidson	65 57
												232	A	Rider	89 65
LAST 12 Division I GAMES:															
133	H	Marist	60 57	54	H	Quinnipiac	54 42	231	H	Davidson	65 57				
191	A	Monmouth	79 47	34	A	Villanova	46 67	88	N	Kansas St.	61 80				
102	A	Penn St.	71 79	49	A	George Washington	49 64	15	N	Syracuse	61 92				
100	H	Seton Hall	66 70	45	N	DePaul	67 82								

Non-Div I Games:

Princeton

Average RPI	Win: 211	WON-LOST	WINNING	LAST 10	STRENGTH OF	OPP. STRENGTH	TEAM	ADJ.	CONF.	ADJ CONF.
Average RPI	Loss: 84	RECORD	PCT. RANK	GAMES	SCHEDULE	OF SCHEDULE	RPI	RPI	RPI	RPI
DIV. I ONLY	5- 4	140	1- 0	107	156	121	121	4	4	
DIV. I NON-CONF.	5- 4	140	1- 0	107	156	121	121	4	4	
-----										
TOTALS	RPI 1-25	RPI 26-50	W-L RECORDS	RPI 51-100	RPI 101-150	RPI 150+				
5- 4	0- 0	0- 1	OVERALL	0- 1	2- 1	3- 1				
2- 2	0- 0	0- 1	HOME	0- 1	1- 0	1- 0				
2- 2	0- 0	0- 0	AWAY	0- 0	1- 1	1- 1				
1- 0	0- 0	0- 0	NEUTRAL	0- 0	0- 0	1- 0				
5- 4	0- 0	0- 1	NON-CONFERENCE	0- 1	2- 1	3- 1				
2- 2	0- 0	0- 1	HOME	0- 1	1- 0	1- 0				
2- 2	0- 0	0- 0	AWAY	0- 0	1- 1	1- 1				
1- 0	0- 0	0- 0	NEUTRAL	0- 0	0- 0	1- 0				
0- 0	0- 0	0- 0	CONFERENCE	0- 0	0- 0	0- 0				
0- 0	0- 0	0- 0	HOME	0- 0	0- 0	0- 0				
0- 0	0- 0	0- 0	AWAY	0- 0	0- 0	0- 0				
0- 0	0- 0	0- 0	NEUTRAL	0- 0	0- 0	0- 0				

RPI	S	Opponent	Score	RPI	S	Opponent	Score	RPI	S	Opponent	Score	RPI	S	Opponent	Score
29	H	Northeastern	59 65	54	H	Qui nni pi ac	44 48	102	A	Penn St.	72 74	120	H	Yale	59 42
								122	A	Boston Col lege	61 57	151	A	Rhode Isl and	65 72
								211	H	Sacred Heart	62 52	286	N	Bryant	72 64
								317	A	UMass Lowell	71 47				
LAST 12 Di vi si on I GAMES:															
286	N	Bryant	72 64	317	A	UMass Lowell	71 47	151	A	Rhode Isl and	65 72	120	H	Yale	59 42
29	H	Northeastern	59 65	122	A	Boston Col lege	61 57	211	H	Sacred Heart	62 52	54	H	Qui nni pi ac	44 48
102	A	Penn St.	72 74												

Non-Di v I Games:

Provi dence

Average RPI Win: 214

Average RPI Loss: 52

WON-LOST  
RECORDWINNING  
PCT. RANKLAST 10  
GAMESSTRENGTH OF  
SCHEDULEOPP. STRENGTH  
OF SCHEDULETEAM  
RPIADJ.  
RPICONF.  
RPIADJ CONF.  
RPIDIV. I ONLY  
DIV. I NON-CONF.7- 4  
7- 4106  
1060- 1  
0- 181  
81148  
14893  
9393  
933  
33  
3

TOTALS

RPI 1-25

RPI 26-50

W-L RECORDS

RPI 51-100

RPI 101-150

RPI 150+

7- 4 1- 1  
5- 1 1- 0  
1- 1 0- 0  
1- 2 0- 10- 0  
0- 0  
0- 0  
0- 0OVERALL  
HOME  
AWAY  
NEUTRAL0- 3  
0- 1  
0- 1  
0- 11- 0  
1- 0  
0- 0  
0- 05- 0  
3- 0  
1- 0  
1- 07- 4 1- 1  
5- 1 1- 0  
1- 1 0- 0  
1- 2 0- 10- 0  
0- 0  
0- 0  
0- 0NON-CONFERENCE  
HOME  
AWAY  
NEUTRAL0- 3  
0- 1  
0- 1  
0- 11- 0  
1- 0  
0- 0  
0- 05- 0  
3- 0  
1- 0  
1- 00- 0 0- 0  
0- 0 0- 0  
0- 0 0- 0  
0- 0 0- 00- 0  
0- 0  
0- 0  
0- 0CONFERENCE  
HOME  
AWAY  
NEUTRAL0- 0  
0- 0  
0- 0  
0- 00- 0  
0- 0  
0- 0  
0- 00- 0  
0- 0  
0- 0  
0- 0

RPI 1-25

RPI 26-50

RPI 51-100 Team's RPI: 93

RPI 101+

RPI	S	Opponent	Score
2	N	UConn	40 86
23	H	Miami (FL)	74 63

RPI	S	Opponent	Score
-----	---	----------	-------

RPI	S	Opponent	Score
60	H	South Carolina	73 82
62	A	Ohio	73 80
83	N	St. John's (NY)	62 68

RPI	S	Opponent	Score
149	H	Harvard	66 65
229	H	Loyola Chicago	65 41
234	N	Ole Miss	70 59
261	A	Ball St.	80 38
267	H	Western Ill.	81 60
332	H	Purdue Fort Wayne	78 44

LAST 12 Division I GAMES:

60	H	South Carolina	73	82	234	N	Ole Miss	70	59
229	H	Loyola Chicago	65	41	83	N	St. John's (NY)	62	68
62	A	Ohio	73	80	332	H	Purdue Fort Wayne	78	44
23	H	Miami (FL)	74	63	267	H	Western Ill.	81	60
2	N	UConn	40	86	149	H	Harvard	66	65
					261	A	Ball St.	80	38

Non-Div I Games:

Purdue

■ Loss, 
 ■ Non-Conf, 
 S Site, 
 ■ Home 
 ■ Away 
 N Neutral



Average RPI Win:	348	WON-LOST	WINNING	LAST 10	STRENGTH OF	OPP. STRENGTH	TEAM	ADJ.	CONF.	ADJ CONF.
Average RPI Loss:	206	RECORD	PCT. RANK	GAMES	SCHEDULE	OF SCHEDULE	RPI	RPI	RPI	RPI

DIV. I ONLY	1- 7	309	0- 0	263	339	332	332	13	13
DIV. I NON-CONF.	1- 7	309	0- 0	263	339	332	332	13	13
TOTALS	RPI 1-25	RPI 26-50	W-L RECORDS	RPI 51-100	RPI 101-150	RPI 150+			
1- 7	0- 0	0- 0	OVERALL	0- 1	0- 0	1- 6			
0- 2	0- 0	0- 0	HOME	0- 0	0- 0	0- 2			
1- 5	0- 0	0- 0	AWAY	0- 1	0- 0	1- 4			
0- 0	0- 0	0- 0	NEUTRAL	0- 0	0- 0	0- 0			
1- 7	0- 0	0- 0	NON-CONFERENCE	0- 1	0- 0	1- 6			
0- 2	0- 0	0- 0	HOME	0- 0	0- 0	0- 2			
1- 5	0- 0	0- 0	AWAY	0- 1	0- 0	1- 4			
0- 0	0- 0	0- 0	NEUTRAL	0- 0	0- 0	0- 0			
0- 0	0- 0	0- 0	CONFERENCE	0- 0	0- 0	0- 0			
0- 0	0- 0	0- 0	HOME	0- 0	0- 0	0- 0			
0- 0	0- 0	0- 0	AWAY	0- 0	0- 0	0- 0			
0- 0	0- 0	0- 0	NEUTRAL	0- 0	0- 0	0- 0			

RPI 1-25				RPI 26-50				RPI 51-100				RPI 101+				Team's RPI: 332	
RPI	S	Opponent	Score	RPI	S	Opponent	Score	RPI	S	Opponent	Score	RPI	S	Opponent	Score		
								93	A	Purdue	44	78					
												178	H	Eastern Mich.	72	87	
												180	A	Milwaukee	48	70	
												218	H	SIUE	49	57	
												229	A	Loyola Chicago	67	81	
												246	A	Eastern Ill.	63	72	
												300	A	Western Mich.	61	69	
												348	A	Evansville	72	66	
LAST 12 Division I GAMES:																	
				178	H	Eastern Mich.	72	87	246	A	Eastern Ill.	63	72				
				180	A	Milwaukee	48	70	300	A	Western Mich.	61	69				
				229	A	Loyola Chicago	67	81									
				218	H	SIUE	49	57									
				348	A	Evansville	72	66									
				93	A	Purdue	44	78									

Non-Div I Games: Taylor (IN) 84 74 Goshen 86 45 Ind. -Kokomo 87 50

Average RPI Win: 169		WON-LOST	WINNING	LAST 10	STRENGTH OF		OPP. STRENGTH	TEAM	ADJ.	CONF.	ADJ CONF.
Average RPI Loss: 71		RECORD	PCT. RANK	GAMES	SCHEDULE		OF SCHEDULE	RPI	RPI	RPI	RPI
DIV. I ONLY		4- 5	191	1- 0	23		178	54	54	27	27
DIV. I NON-CONF.		4- 5	191	1- 0	23		178	54	54	27	27
-----											
TOTALS		RPI 1-25	RPI 26-50		W-L RECORDS		RPI 51-100	RPI 101-150	RPI 150+		
4- 5		0- 0	0- 2		OVERALL		0- 2	3- 1	1- 0		
0- 1		0- 0	0- 1		HOME		0- 0	0- 0	0- 0		
3- 2		0- 0	0- 1		AWAY		0- 0	3- 1	0- 0		
1- 2		0- 0	0- 0		NEUTRAL		0- 2	0- 0	1- 0		
4- 5		0- 0	0- 2		NON-CONFERENCE		0- 2	3- 1	1- 0		
0- 1		0- 0	0- 1		HOME		0- 0	0- 0	0- 0		
3- 2		0- 0	0- 1		AWAY		0- 0	3- 1	0- 0		
1- 2		0- 0	0- 0		NEUTRAL		0- 2	0- 0	1- 0		
0- 0		0- 0	0- 0		CONFERENCE		0- 0	0- 0	0- 0		
0- 0		0- 0	0- 0		HOME		0- 0	0- 0	0- 0		
0- 0		0- 0	0- 0		AWAY		0- 0	0- 0	0- 0		
0- 0		0- 0	0- 0		NEUTRAL		0- 0	0- 0	0- 0		

RPI 1-25				RPI 26-50				RPI 51-100				Team's RPI: 54				RPI 101+			
RPI	S	Opponent	Score	RPI	S	Opponent	Score	RPI	S	Opponent	Score	RPI	S	Opponent	Score	RPI	S	Opponent	Score
44	H	Central Mi ch.	52 67	44	H	Central Mi ch.	52 67	56	N	Texas	55 56	121	A	Provi dence	48 44				
48	A	Bucknel I	58 75	48	A	Bucknel I	58 75	77	N	Mi ssouri	51 65	130	A	Princeton	42 54				
												143	A	Drexel	56 52				
												149	A	Harvard	72 67				
												261	N	Ball St.	69 66				
LAST 12 Division I GAMES:																			
149	A	Harvard	72 67	261	N	Ball St.	69 66	56	N	Texas	55 56	77	N	Mi ssouri	51 65				
121	A	Provi dence	48 44	130	A	Princeton	42 54	44	H	Central Mi ch.	52 67								
48	A	Bucknel I	58 75																
143	A	Drexel	56 52																

Non-Div I Games:

Qui nni pi ac

Average RPI	Win:	246	WON-LOST	WINNING	LAST 10	STRENGTH OF	OPP. STRENGTH	TEAM	ADJ.	CONF.	ADJ CONF.
Average RPI	Loss:	81	RECORD	PCT. RANK	GAMES	SCHEDULE	OF SCHEDULE	RPI	RPI	RPI	RPI
DIV. I ONLY		4- 4	161	0- 1	82	154	124	124	29	29	
DIV. I NON-CONF.		4- 4	161	0- 1	82	154	124	124	29	29	
-----											
TOTALS	RPI 1-25		RPI 26-50		W-L RECORDS	RPI 51-100		RPI 101-150		RPI 150+	
4- 4	0- 1		0- 1		OVERALL	0- 0		0- 1		4- 1	
2- 1	0- 0		0- 0		HOME	0- 0		0- 0		2- 1	
1- 2	0- 1		0- 1		AWAY	0- 0		0- 0		1- 0	
1- 1	0- 0		0- 0		NEUTRAL	0- 0		0- 1		1- 0	
4- 4	0- 1		0- 1		NON-CONFERENCE	0- 0		0- 1		4- 1	
2- 1	0- 0		0- 0		HOME	0- 0		0- 0		2- 1	
1- 2	0- 1		0- 1		AWAY	0- 0		0- 0		1- 0	
1- 1	0- 0		0- 0		NEUTRAL	0- 0		0- 1		1- 0	
0- 0	0- 0		0- 0		CONFERENCE	0- 0		0- 0		0- 0	
0- 0	0- 0		0- 0		HOME	0- 0		0- 0		0- 0	
0- 0	0- 0		0- 0		AWAY	0- 0		0- 0		0- 0	
0- 0	0- 0		0- 0		NEUTRAL	0- 0		0- 0		0- 0	

RPI 1-25				RPI 26-50				RPI 51-100				RPI 101+ Team's RPI: 124			
RPI	S	Opponent	Score	RPI	S	Opponent	Score	RPI	S	Opponent	Score	RPI	S	Opponent	Score
3	A	NC State	58 75	33	A	Virginia Tech	44 55					110	N	Nebraska	39 77
												159	A	Virginia	57 44
												177	H	Morehead St.	72 79
												228	N	Temple	56 50
												296	H	ETSU	79 64
												299	H	South Carolina St.	61 31
LAST 12 Division I GAMES:															
177	H	Morehead St.	72 79	159	A	Virginia	57 44								
299	H	South Carolina St.	61 31	33	A	Virginia Tech	44 55								
				110	N	Nebraska	39 77								
				228	N	Temple	56 50								
				3	A	NC State	58 75								
				296	H	ETSU	79 64								

Non-Div I Games:

Radford

Average RPI Win: 221		WON-LOST		WINNING		LAST 10		STRENGTH OF		OPP. STRENGTH		TEAM		ADJ.		CONF.		ADJ CONF.	
Average RPI Loss: 111		RECORD		PCT. RANK		GAMES		SCHEDULE		OF SCHEDULE		RPI		RPI		RPI		RPI	
DIV. I ONLY		5- 5		161		1- 0		143		131		151		151		16		16	
DIV. I NON-CONF.		5- 5		161		1- 0		143		131		151		151		16		16	
TOTALS		RPI 1-25		RPI 26-50		W-L RECORDS		RPI 51-100		RPI 101-150		RPI 150+							
5- 5		0- 1		0- 0		OVERALL		0- 1		1- 2		4- 1							
3- 2		0- 0		0- 0		HOME		0- 0		1- 2		2- 0							
2- 3		0- 1		0- 0		AWAY		0- 1		0- 0		2- 1							
0- 0		0- 0		0- 0		NEUTRAL		0- 0		0- 0		0- 0							
5- 5		0- 1		0- 0		NON-CONFERENCE		0- 1		1- 2		4- 1							
3- 2		0- 0		0- 0		HOME		0- 0		1- 2		2- 0							
2- 3		0- 1		0- 0		AWAY		0- 1		0- 0		2- 1							
0- 0		0- 0		0- 0		NEUTRAL		0- 0		0- 0		0- 0							
0- 0		0- 0		0- 0		CONFERENCE		0- 0		0- 0		0- 0							
0- 0		0- 0		0- 0		HOME		0- 0		0- 0		0- 0							
0- 0		0- 0		0- 0		AWAY		0- 0		0- 0		0- 0							
0- 0		0- 0		0- 0		NEUTRAL		0- 0		0- 0		0- 0							

RPI 1-25				RPI 26-50				RPI 51-100				RPI 101+				Team's RPI: 151
RPI	S	Opponent	Score	RPI	S	Opponent	Score	RPI	S	Opponent	Score	RPI	S	Opponent	Score	
11	A	Kentucky	52 75					96	A	Clemson	67 80	119	H	Hartford	51 65	
												121	H	Providence	72 65	
												122	H	Boston College	64 88	
												185	H	North Dakota	77 63	
												209	A	Holy Cross	65 73	
												239	H	Brown	72 67	
												275	A	Vermont	61 58	
												287	A	Robert Morris	46 41	
-----																
LAST 12 Division I GAMES:																
239	H	Brown	72 67	185	H	North Dakota	77 63	209	A	Holy Cross	65 73					
119	H	Hartford	51 65	275	A	Vermont	61 58	287	A	Robert Morris	46 41					
96	A	Clemson	67 80	122	H	Boston College	64 88									
11	A	Kentucky	52 75													
121	H	Providence	72 65													

Non-Div I Games:

Rhode Island

Average RPI	Win: 213	WON-LOST RECORD	WINNING PCT. RANK	LAST 10 GAMES	STRENGTH OF SCHEDULE	OPP. STRENGTH OF SCHEDULE	TEAM RPI	ADJ. RPI	CONF. RPI	ADJ CONF. RPI
Average RPI	Loss: 37									
DIV. I ONLY	7- 2	56	1- 0	305	16	108	108	18	18	
DIV. I NON-CONF.	7- 2	56	1- 0	305	16	108	108	18	18	
-----										
TOTALS	RPI 1-25	RPI 26-50	W-L RECORDS	RPI 51-100	RPI 101-150	RPI 150+				
7- 2	0- 0	0- 2	OVERALL	0- 0	1- 0	6- 0				
5- 0	0- 0	0- 0	HOME	0- 0	0- 0	5- 0				
2- 2	0- 0	0- 2	AWAY	0- 0	1- 0	1- 0				
0- 0	0- 0	0- 0	NEUTRAL	0- 0	0- 0	0- 0				
7- 2	0- 0	0- 2	NON-CONFERENCE	0- 0	1- 0	6- 0				
5- 0	0- 0	0- 0	HOME	0- 0	0- 0	5- 0				
2- 2	0- 0	0- 2	AWAY	0- 0	1- 0	1- 0				
0- 0	0- 0	0- 0	NEUTRAL	0- 0	0- 0	0- 0				
0- 0	0- 0	0- 0	CONFERENCE	0- 0	0- 0	0- 0				
0- 0	0- 0	0- 0	HOME	0- 0	0- 0	0- 0				
0- 0	0- 0	0- 0	AWAY	0- 0	0- 0	0- 0				
0- 0	0- 0	0- 0	NEUTRAL	0- 0	0- 0	0- 0				

RPI	S	Opponent	Score	RPI	S	Opponent	Score	RPI	S	Opponent	Score	RPI	S	Opponent	Score
28	A	UCLA	50 59	46	A	Texas A&M	54 65	148	A	Little Rock	79 65	195	H	Georgia St.	66 49
								199	H	SMU	66 52	201	H	New Orleans	67 56
								205	H	Texas Southern	76 71	206	A	Prairie View	68 58
								335	H	McNeese	93 65				
-----															
Team's RPI: 108															
LAST 12 Division I GAMES:															
206	A	Prairie View	68 58	199	H	SMU	66 52	28	A	UCLA	50 59	46	A	Texas A&M	54 65
201	H	New Orleans	67 56												
335	H	McNeese	93 65												
195	H	Georgia St.	66 49												
205	H	Texas Southern	76 71												
148	A	Little Rock	79 65												

Non-Div I Games:

Rice

Average RPI Win: 260 WON-LOST RECORD WINNING PCT. RANK LAST 10 GAMES STRENGTH OF SCHEDULE OPP. STRENGTH OF SCHEDULE TEAM RPI ADJ. RPI CONF. RPI ADJ CONF. RPI

DIV. I ONLY	2- 7	274	1- 0	165	165	280	280	16	16
DIV. I NON-CONF.	2- 7	274	1- 0	165	165	280	280	16	16
TOTALS	RPI 1-25	RPI 26-50	W-L RECORDS	RPI 51-100	RPI 101-150	RPI 150+			
2- 7	0- 1	0- 1	OVERALL	0- 1	0- 0	2- 4			
2- 2	0- 0	0- 0	HOME	0- 0	0- 0	2- 2			
0- 4	0- 1	0- 0	AWAY	0- 1	0- 0	0- 2			
0- 1	0- 0	0- 1	NEUTRAL	0- 0	0- 0	0- 0			
2- 7	0- 1	0- 1	NON-CONFERENCE	0- 1	0- 0	2- 4			
2- 2	0- 0	0- 0	HOME	0- 0	0- 0	2- 2			
0- 4	0- 1	0- 0	AWAY	0- 1	0- 0	0- 2			
0- 1	0- 0	0- 1	NEUTRAL	0- 0	0- 0	0- 0			
0- 0	0- 0	0- 0	CONFERENCE	0- 0	0- 0	0- 0			
0- 0	0- 0	0- 0	HOME	0- 0	0- 0	0- 0			
0- 0	0- 0	0- 0	AWAY	0- 0	0- 0	0- 0			
0- 0	0- 0	0- 0	NEUTRAL	0- 0	0- 0	0- 0			

RPI	S	Opponent	Score	RPI	S	Opponent	Score	RPI	S	Opponent	Score	RPI	S	Opponent	Score	Team's RPI: 280
18	A	UCF	48 70	33	N	Virginia Tech	57 85	68	A	Wake Forest	48 62	169	A	William & Mary	55 65	
												182	H	Georgetown	53 73	
												204	H	Howard	67 60	
												265	H	Fairfield	40 58	
												269	A	Fla. Atlantic	55 69	
												315	H	UMES	57 55	
LAST 12 Division I GAMES:																
269	A	Fla. Atlantic	55 69	204	H	Howard	67 60	169	A	William & Mary	55 65					
315	H	UMES	57 55	33	N	Virginia Tech	57 85	18	A	UCF	48 70					
68	A	Wake Forest	48 62													
265	H	Fairfield	40 58													
182	H	Georgetown	53 73													

Non-Div I Games:

Ri chmond

Average RPI Win:	251	WON-LOST	WINNING	LAST 10	STRENGTH OF	OPP. STRENGTH	TEAM	ADJ.	CONF.	ADJ CONF.
Average RPI Loss:	164	RECORD	PCT. RANK	GAMES	SCHEDULE	OF SCHEDULE	RPI	RPI	RPI	RPI
DIV. I ONLY	4- 6	211	0- 1	221	225	232	232	27	27	
DIV. I NON-CONF.	4- 6	211	0- 1	221	225	232	232	27	27	
-----										
TOTALS	RPI 1-25	RPI 26-50	W-L RECORDS	RPI 51-100	RPI 101-150	RPI 150+				
4- 6	0- 0	0- 1	OVERALL	0- 0	1- 2	3- 3				
2- 2	0- 0	0- 0	HOME	0- 0	1- 1	1- 1				
2- 3	0- 0	0- 1	AWAY	0- 0	0- 0	2- 2				
0- 1	0- 0	0- 0	NEUTRAL	0- 0	0- 1	0- 0				
4- 6	0- 0	0- 1	NON-CONFERENCE	0- 0	1- 2	3- 3				
2- 2	0- 0	0- 0	HOME	0- 0	1- 1	1- 1				
2- 3	0- 0	0- 1	AWAY	0- 0	0- 0	2- 2				
0- 1	0- 0	0- 0	NEUTRAL	0- 0	0- 1	0- 0				
0- 0	0- 0	0- 0	CONFERENCE	0- 0	0- 0	0- 0				
0- 0	0- 0	0- 0	HOME	0- 0	0- 0	0- 0				
0- 0	0- 0	0- 0	AWAY	0- 0	0- 0	0- 0				
0- 0	0- 0	0- 0	NEUTRAL	0- 0	0- 0	0- 0				

RPI	S	Opponent	Score	RPI	S	Opponent	Score	RPI	S	Opponent	Score	RPI	S	Opponent	Score
48	A	Bucknel I	59	80								122	N	Boston College	61
												128	H	Mt. St. Mary's	85
												130	H	Princeton	65
												202	H	Navy	60
												209	A	Holy Cross	61
												240	A	Binghamton	62
												275	A	Vermont	49
												305	A	Saint Joseph's	56
												329	H	NJIT	67
Team's RPI: 232															
-----															
LAST 12 Division I GAMES:															
122	N	Boston College	61	112	48	A	Bucknel I	59	80	240	A	Binghamton	62	57	
209	A	Holy Cross	61	71	202	H	Navy	60	66	329	H	NJIT	67	46	
275	A	Vermont	49	54	305	A	Saint Joseph's	56	54	128	H	Mt. St. Mary's	85	67	
130	H	Princeton	65	89											

Non-Div I Games:

Ri der

Average RPI Win:	298	WON-LOST	WINNING	LAST 10	STRENGTH OF	OPP. STRENGTH	TEAM	ADJ.	CONF.	ADJ CONF.
Average RPI Loss:	128	RECORD	PCT. RANK	GAMES	SCHEDULE	OF SCHEDULE	RPI	RPI	RPI	RPI
DIV. I ONLY	1- 7	309	0- 1	132	140	287	287	31	31	
DIV. I NON-CONF.	1- 7	309	0- 1	132	140	287	287	31	31	
-----										
TOTALS	RPI 1-25	RPI 26-50	W-L RECORDS	RPI 51-100	RPI 101-150	RPI 150+				
1- 7	0- 1	0- 0	OVERALL	0- 1	0- 2	1- 3				
1- 2	0- 0	0- 0	HOME	0- 0	0- 1	1- 1				
0- 4	0- 1	0- 0	AWAY	0- 1	0- 1	0- 1				
0- 1	0- 0	0- 0	NEUTRAL	0- 0	0- 0	0- 1				
1- 7	0- 1	0- 0	NON-CONFERENCE	0- 1	0- 2	1- 3				
1- 2	0- 0	0- 0	HOME	0- 0	0- 1	1- 1				
0- 4	0- 1	0- 0	AWAY	0- 1	0- 1	0- 1				
0- 1	0- 0	0- 0	NEUTRAL	0- 0	0- 0	0- 1				
0- 0	0- 0	0- 0	CONFERENCE	0- 0	0- 0	0- 0				
0- 0	0- 0	0- 0	HOME	0- 0	0- 0	0- 0				
0- 0	0- 0	0- 0	AWAY	0- 0	0- 0	0- 0				
0- 0	0- 0	0- 0	NEUTRAL	0- 0	0- 0	0- 0				

RPI 1-25				RPI 26-50				RPI 51-100				RPI 101+				Team's RPI: 287
RPI	S	Opponent	Score	RPI	S	Opponent	Score	RPI	S	Opponent	Score	RPI	S	Opponent	Score	
17	A	Iowa	63 92					79	A	Loyola Marymount	53 61	138	H	Kent St.	46 54	
												146	A	Youngstown St.	59 69	
												151	H	Rhode Island	41 46	
												167	A	Bowling Green	60 61	
												199	N	SMU	55 60	
												298	H	La Salle	67 39	
-----																
LAST 12 Division I GAMES:																
				79	A	Loyola Marymount	53 61	199	N	SMU	55 60					
				138	H	Kent St.	46 54	167	A	Bowling Green	60 61					
				17	A	Iowa	63 92	151	H	Rhode Island	41 46					
								298	H	La Salle	67 39					
								146	A	Youngstown St.	59 69					

Non-Div I Games: Pitt.-Johnstown 73 53

Robert Morris



Average RPI	Win:	211	WON-LOST	WINNING	LAST 10	STRENGTH OF	OPP. STRENGTH	TEAM	ADJ.	CONF.	ADJ CONF.
Average RPI	Loss:	20	RECORD	PCT. RANK	GAMES	SCHEDULE	OF SCHEDULE	RPI	RPI	RPI	RPI
DIV. I ONLY		7- 3		87	1- 0	84	160	59	59	3	3
DIV. I NON-CONF.		7- 3		87	1- 1	84	160	59	59	3	3
-----											
TOTALS	RPI 1-25		RPI 26-50		W-L RECORDS	RPI 51-100		RPI 101-150		RPI 150+	
7- 3	0- 2		0- 1		OVERALL	1- 0		2- 0		4- 0	
5- 0	0- 0		0- 0		HOME	1- 0		1- 0		3- 0	
1- 1	0- 0		0- 1		AWAY	0- 0		1- 0		0- 0	
1- 2	0- 2		0- 0		NEUTRAL	0- 0		0- 0		1- 0	
7- 3	0- 2		0- 1		NON-CONFERENCE	1- 0		2- 0		4- 0	
5- 0	0- 0		0- 0		HOME	1- 0		1- 0		3- 0	
1- 1	0- 0		0- 1		AWAY	0- 0		1- 0		0- 0	
1- 2	0- 2		0- 0		NEUTRAL	0- 0		0- 0		1- 0	
0- 0	0- 0		0- 0		CONFERENCE	0- 0		0- 0		0- 0	
0- 0	0- 0		0- 0		HOME	0- 0		0- 0		0- 0	
0- 0	0- 0		0- 0		AWAY	0- 0		0- 0		0- 0	
0- 0	0- 0		0- 0		NEUTRAL	0- 0		0- 0		0- 0	

RPI 1-25				RPI 26-50				RPI 51-100				RPI 101+			
RPI	S	Opponent	Score	RPI	S	Opponent	Score	RPI	S	Opponent	Score	RPI	S	Opponent	Score
8	N	Drake	59 69	33	A	Virginia Tech	51 67	82	H	LSU	57 43	109	H	Stony Brook	61 47
20	N	Gonzaga	40 57									149	A	Harvard	60 49
												252	H	Central Conn. St.	73 44
												263	H	Saint Francis (PA)	96 52
												296	N	ETSU	68 44
												323	H	Albany (NY)	65 39
-----															
LAST 12 Division I GAMES:															
20	N	Gonzaga	40 57	296	N	ETSU	68 44	252	H	Central Conn. St.	73 44	109	H	Stony Brook	61 47
82	H	LSU	57 43	263	H	Saint Francis (PA)	96 52								
149	A	Harvard	60 49												
33	A	Virginia Tech	51 67												
8	N	Drake	59 69												
323	H	Albany (NY)	65 39												

Non-Div I Games:

Rutgers

Average RPI Win: 184  
Average RPI Loss: 105

WON-LOST  
RECORD

WINNING  
PCT. RANK

LAST 10  
GAMES

STRENGTH OF  
SCHEDULE

OPP. STRENGTH  
OF SCHEDULE

TEAM  
RPI

ADJ.  
RPI

CONF.  
RPI

ADJ CONF.  
RPI

DIV. I ONLY  
DIV. I NON-CONF.

5- 2  
5- 2

85  
85

1- 0  
1- 0

173  
173

163  
163

85  
85

85  
85

24  
24

24  
24

TOTALS

RPI 1-25

RPI 26-50

W-L RECORDS

RPI 51-100

RPI 101-150

RPI 150+

5- 2

0- 1

0- 0

OVERALL

1- 0

1- 0

3- 1

4- 0

0- 0

0- 0

HOME

1- 0

0- 0

3- 0

0- 2

0- 1

0- 0

AWAY

0- 0

0- 0

0- 1

1- 0

0- 0

0- 0

NEUTRAL

0- 0

1- 0

0- 0

5- 2

0- 1

0- 0

NON-CONFERENCE

1- 0

1- 0

3- 1

4- 0

0- 0

0- 0

HOME

1- 0

0- 0

3- 0

0- 2

0- 1

0- 0

AWAY

0- 0

0- 0

0- 1

1- 0

0- 0

0- 0

NEUTRAL

0- 0

1- 0

0- 0

0- 0

0- 0

0- 0

CONFERENCE

0- 0

0- 0

0- 0

0- 0

0- 0

0- 0

HOME

0- 0

0- 0

0- 0

0- 0

0- 0

0- 0

AWAY

0- 0

0- 0

0- 0

0- 0

0- 0

0- 0

NEUTRAL

0- 0

0- 0

0- 0

RPI 1-25

RPI 26-50

RPI 51-100

Team's RPI: 85

RPI 101+

RPI S Opponent Score  
23 A Mi ami (FL) 60 81

RPI S Opponent Score

RPI S Opponent Score  
94 H Montana St. 60 53

RPI S Opponent Score  
120 N Yale 67 57  
165 H Tul sa 76 34  
187 A Texas Tech 69 77  
205 H Texas Southern 74 55  
337 H Morgan St. 69 42

LAST 12 Division I GAMES:

187 A Texas Tech 69 77 120 N Yale 67 57  
165 H Tul sa 76 34 205 H Texas Southern 74 55  
337 H Morgan St. 69 42 94 H Montana St. 60 53  
23 A Mi ami (FL) 60 81

Non-Div I Games: Wiley

97 38

Our Lady of the Lake 93 77

SFA

S  
I  
U  
E

SIUE				Through Games Of Dec. 17, 2018						
Average RPI Win: 316		WON-LOST RECORD	WINNING PCT. RANK	LAST 10 GAMES	STRENGTH OF SCHEDULE	OPP. STRENGTH OF SCHEDULE	TEAM RPI	ADJ. RPI	CONF. RPI	ADJ CONF. RPI
Average RPI Loss: 161										
DIV. I ONLY		4- 4	161	0- 1	295	324	218	218	20	20
DIV. I NON-CONF.		4- 4	161	0- 1	295	324	218	218	20	20
-----										
TOTALS		RPI 1-25	RPI 26-50	W-L RECORDS	RPI 51-100	RPI 101-150	RPI 150+			
4- 4	0- 0		0- 0	OVERALL	0- 1	0- 1	4- 2			
1- 0	0- 0		0- 0	HOME	0- 0	0- 0	1- 0			
3- 4	0- 0		0- 0	AWAY	0- 1	0- 1	3- 2			
0- 0	0- 0		0- 0	NEUTRAL	0- 0	0- 0	0- 0			
4- 4	0- 0		0- 0	NON-CONFERENCE	0- 1	0- 1	4- 2			
1- 0	0- 0		0- 0	HOME	0- 0	0- 0	1- 0			
3- 4	0- 0		0- 0	AWAY	0- 1	0- 1	3- 2			
0- 0	0- 0		0- 0	NEUTRAL	0- 0	0- 0	0- 0			
0- 0	0- 0		0- 0	CONFERENCE	0- 0	0- 0	0- 0			
0- 0	0- 0		0- 0	HOME	0- 0	0- 0	0- 0			
0- 0	0- 0		0- 0	AWAY	0- 0	0- 0	0- 0			
0- 0	0- 0		0- 0	NEUTRAL	0- 0	0- 0	0- 0			

S  
I  
U  
E

RPI 1-25				RPI 26-50				RPI 51-100				RPI 101+ Team's RPI: 218			
RPI	S	Opponent	Score	RPI	S	Opponent	Score	RPI	S	Opponent	Score	RPI	S	Opponent	Score
								77	A	Missouri	36 59	123	A	Illinois	57 74
												214	A	Saint Louis	56 63
												229	A	Loyol a Chi cago	43 56
												250	H	Illinoi s St.	68 61
												332	A	Purdue Fort Wayne	57 49
												334	A	Chi cago St.	82 66
												348	A	Evansv ille	54 45
-----															
LAST 12 Divisi on I GAMES:															
123	A	Illinois	57 74	229	A	Loyol a Chi cago	43 56								
334	A	Chi cago St.	82 66	214	A	Sai nt Loui s	56 63								
				332	A	Purdue Fort Wayne	57 49								
				77	A	Mi ssouri	36 59								
				348	A	Evansv ille	54 45								
				250	H	Illinoi s St.	68 61								

Non-Div I Games:

SIUE

SMU												Through Games Of Dec. 17, 2018											
Average RPI Win: 252				WON-LOST RECORD		WINNING PCT. RANK		LAST 10 GAMES		STRENGTH OF SCHEDULE		OPP. STRENGTH OF SCHEDULE		TEAM RPI		ADJ. RPI		CONF. RPI		ADJ CONF. RPI			
Average RPI Loss: 104																							
DIV. I ONLY				5- 5		161		1- 0		152		261		199		199		8		8			
DIV. I NON-CONF.				5- 5		161		1- 0		152		261		199		199		8		8			
-----																							
TOTALS		RPI 1-25		RPI 26-50		W-L RECORDS		RPI 51-100		RPI 101-150		RPI 150+											
5- 5		0- 0		0- 0		OVERALL		0- 2		1- 2		4- 1											
3- 2		0- 0		0- 0		HOME		0- 0		0- 1		3- 1											
0- 3		0- 0		0- 0		AWAY		0- 2		0- 1		0- 0											
2- 0		0- 0		0- 0		NEUTRAL		0- 0		1- 0		1- 0											
5- 5		0- 0		0- 0		NON-CONFERENCE		0- 2		1- 2		4- 1											
3- 2		0- 0		0- 0		HOME		0- 0		0- 1		3- 1											
0- 3		0- 0		0- 0		AWAY		0- 2		0- 1		0- 0											
2- 0		0- 0		0- 0		NEUTRAL		0- 0		1- 0		1- 0											
0- 0		0- 0		0- 0		CONFERENCE		0- 0		0- 0		0- 0											
0- 0		0- 0		0- 0		HOME		0- 0		0- 0		0- 0											
0- 0		0- 0		0- 0		AWAY		0- 0		0- 0		0- 0											
0- 0		0- 0		0- 0		NEUTRAL		0- 0		0- 0		0- 0											
-----																							
RPI 1-25				RPI 26-50				RPI 51-100				RPI 101+				Team's RPI: 199							
RPI	S	Opponent	Score	RPI	S	Opponent	Score	RPI	S	Opponent	Score	RPI	S	Opponent	Score								
								57 A TCU 63 65				108 A Ri ce 52 66											
								58 A Northern Colo. 57 58				115 H Al abama 61 62											
												142 N Northern Ari z. 55 48											
												181 H Southeastern La. 62 63											
												266 H Mi ssi ssi ppi Val . 62 47											
												278 H La. -Monroe 49 38											
												285 H North Texas 73 66											
												287 N Robert Morris 60 55											
												287 N Robert Morris 60 55											

Average RPI	Win:	215	WON-LOST	WINNING	LAST 10	STRENGTH OF	OPP. STRENGTH	TEAM	ADJ.	CONF.	ADJ CONF.
Average RPI	Loss:	153	RECORD	PCT. RANK	GAMES	SCHEDULE	OF SCHEDULE	RPI	RPI	RPI	RPI
DIV. I ONLY		2- 3		211	0- 1	145	292	243	243	11	11
DIV. I NON-CONF.		2- 3		211	0- 1	145	292	243	243	11	11
-----											
TOTALS	RPI 1-25		RPI 26-50		W-L RECORDS	RPI 51-100		RPI 101-150		RPI 150+	
2- 3	0- 0		0- 0		OVERALL	0- 1		1- 1		1- 1	
1- 2	0- 0		0- 0		HOME	0- 1		0- 0		1- 1	
0- 0	0- 0		0- 0		AWAY	0- 0		0- 0		0- 0	
1- 1	0- 0		0- 0		NEUTRAL	0- 0		1- 1		0- 0	
2- 3	0- 0		0- 0		NON-CONFERENCE	0- 1		1- 1		1- 1	
1- 2	0- 0		0- 0		HOME	0- 1		0- 0		1- 1	
0- 0	0- 0		0- 0		AWAY	0- 0		0- 0		0- 0	
1- 1	0- 0		0- 0		NEUTRAL	0- 0		1- 1		0- 0	
0- 0	0- 0		0- 0		CONFERENCE	0- 0		0- 0		0- 0	
0- 0	0- 0		0- 0		HOME	0- 0		0- 0		0- 0	
0- 0	0- 0		0- 0		AWAY	0- 0		0- 0		0- 0	
0- 0	0- 0		0- 0		NEUTRAL	0- 0		0- 0		0- 0	

RPI 1-25				RPI 26-50				RPI 51-100				RPI 101+ Team's RPI: 243			
RPI	S	Opponent	Score	RPI	S	Opponent	Score	RPI	S	Opponent	Score	RPI	S	Opponent	Score
								86	H	UC Davis	60 109	123	N	Illinois	109 107
												135	N	Pepperdine	97 113
												238	H	San Francisco	75 86
												307	H	Cal Poly	88 85
-----															
LAST 12 Division I GAMES:															
123	N	Illinois	109 107	86	H	UC Davis	60 109	238	H	San Francisco	75 86				
135	N	Pepperdine	97 113												
307	H	Cal Poly	88 85												

Non-Div I Games: Antelope Valley 86 80

Sacramento St.

Average RPI Win:	285	WON-LOST	WINNING	LAST 10	STRENGTH OF	OPP. STRENGTH	TEAM	ADJ.	CONF.	ADJ CONF.
Average RPI Loss:	152	RECORD	PCT. RANK	GAMES	SCHEDULE	OF SCHEDULE	RPI	RPI	RPI	RPI
DIV. I ONLY	4- 5	191	1- 0	219	234	211	211	31	31	
DIV. I NON-CONF.	4- 5	191	1- 0	219	234	211	211	31	31	
-----										
TOTALS	RPI 1-25	RPI 26-50	W-L RECORDS	RPI 51-100	RPI 101-150	RPI 150+				
4- 5	0- 0	0- 0	OVERALL	0- 0	0- 3	4- 2				
1- 2	0- 0	0- 0	HOME	0- 0	0- 1	1- 1				
3- 3	0- 0	0- 0	AWAY	0- 0	0- 2	3- 1				
0- 0	0- 0	0- 0	NEUTRAL	0- 0	0- 0	0- 0				
4- 5	0- 0	0- 0	NON-CONFERENCE	0- 0	0- 3	4- 2				
1- 2	0- 0	0- 0	HOME	0- 0	0- 1	1- 1				
3- 3	0- 0	0- 0	AWAY	0- 0	0- 2	3- 1				
0- 0	0- 0	0- 0	NEUTRAL	0- 0	0- 0	0- 0				
0- 0	0- 0	0- 0	CONFERENCE	0- 0	0- 0	0- 0				
0- 0	0- 0	0- 0	HOME	0- 0	0- 0	0- 0				
0- 0	0- 0	0- 0	AWAY	0- 0	0- 0	0- 0				
0- 0	0- 0	0- 0	NEUTRAL	0- 0	0- 0	0- 0				

RPI 1-25				RPI 26-50				RPI 51-100				RPI 101+ Team's RPI: 211			
RPI	S	Opponent	Score	RPI	S	Opponent	Score	RPI	S	Opponent	Score	RPI	S	Opponent	Score
												109	H	Stony Brook	58 73
												121	A	Provi dence	52 62
												137	A	Lehi gh	66 70
												191	H	Monmouth	50 55
												200	A	Massachusetts	61 78
												257	A	Hofstra	70 64
												264	H	Si ena	72 50
												277	A	New Hampshi re	71 60
												341	A	Manhattan	74 46
LAST 12 Division I GAMES:															
341	A	Manhattan	74 46	257	A	Hofstra	70 64								
137	A	Lehigh	66 70	191	H	Monmouth	50 55								
109	H	Stony Brook	58 73	121	A	Provi dence	52 62								
				277	A	New Hampshire	71 60								
				264	H	Si ena	72 50								
				200	A	Massachusetts	61 78								

Non-Div I Games:

Sacred Heart

Average RPI Win:	349	WON-LOST	WINNING	LAST 10	STRENGTH OF	OPP. STRENGTH	TEAM	ADJ.	CONF.	ADJ CONF.
Average RPI Loss:	104	RECORD	PCT. RANK	GAMES	SCHEDULE	OF SCHEDULE	RPI	RPI	RPI	RPI
DIV. I ONLY	1- 8	318	0- 1	108	205	263	263	31	31	
DIV. I NON-CONF.	1- 8	318	0- 1	108	205	263	263	31	31	
-----										
TOTALS	RPI 1-25	RPI 26-50	W-L RECORDS	RPI 51-100	RPI 101-150	RPI 150+				
1- 8	0- 1	0- 1	OVERALL	0- 4	0- 1	1- 1				
0- 2	0- 0	0- 1	HOME	0- 1	0- 0	0- 0				
1- 4	0- 1	0- 0	AWAY	0- 1	0- 1	1- 1				
0- 2	0- 0	0- 0	NEUTRAL	0- 2	0- 0	0- 0				
1- 8	0- 1	0- 1	NON-CONFERENCE	0- 4	0- 1	1- 1				
0- 2	0- 0	0- 1	HOME	0- 1	0- 0	0- 0				
1- 4	0- 1	0- 0	AWAY	0- 1	0- 1	1- 1				
0- 2	0- 0	0- 0	NEUTRAL	0- 2	0- 0	0- 0				
0- 0	0- 0	0- 0	CONFERENCE	0- 0	0- 0	0- 0				
0- 0	0- 0	0- 0	HOME	0- 0	0- 0	0- 0				
0- 0	0- 0	0- 0	AWAY	0- 0	0- 0	0- 0				
0- 0	0- 0	0- 0	NEUTRAL	0- 0	0- 0	0- 0				

RPI 1-25				RPI 26-50				RPI 51-100				RPI 101+ Team's RPI : 263			
RPI	S	Opponent	Score	RPI	S	Opponent	Score	RPI	S	Opponent	Score	RPI	S	Opponent	Score
12	A	Bayl or	58 116	49	H	Duquesne	73 93	59	A	Rutgers	52 96	146	A	Youngstown St.	56 80
								74	N	Montana	77 79	316	A	Li berty	53 82
								89	H	FGCU	69 83	349	A	Longwood	91 88
								90	N	Boi se St.	64 78				
LAST 12 Di vi si on I GAMES:															
74	N	Montana	77 79	316	A	Li berty	53 82								
90	N	Boi se St.	64 78	12	A	Bayl or	58 116								
146	A	Youngstown St.	56 80	59	A	Rutgers	52 96								
89	H	FGCU	69 83												
349	A	Longwood	91 88												
49	H	Duquesne	73 93												

Non-Div I Games: Seton Hill 86 74

Saint Francis (PA)

Loss, 
Non-Conf, S Site, H Home
A Away 
N Neutral

Average RPI Win:	301	WON-LOST	WINNING	LAST 10	STRENGTH OF	OPP. STRENGTH	TEAM	ADJ.	CONF.	ADJ CONF.
Average RPI Loss:	141	RECORD	PCT. RANK	GAMES	SCHEDULE	OF SCHEDULE	RPI	RPI	RPI	RPI
DIV. I ONLY	3- 7	252	1- 0	211	269	305	305	16	16	
DIV. I NON-CONF.	3- 7	252	1- 0	211	269	305	305	16	16	
-----										
TOTALS	RPI 1-25	RPI 26-50	W-L RECORDS	RPI 51-100	RPI 101-150	RPI 150+				
3- 7	0- 0	0- 2	OVERALL	0- 0	0- 2	3- 3				
3- 5	0- 0	0- 2	HOME	0- 0	0- 0	3- 3				
0- 2	0- 0	0- 0	AWAY	0- 0	0- 2	0- 0				
0- 0	0- 0	0- 0	NEUTRAL	0- 0	0- 0	0- 0				
3- 7	0- 0	0- 2	NON-CONFERENCE	0- 0	0- 2	3- 3				
3- 5	0- 0	0- 2	HOME	0- 0	0- 0	3- 3				
0- 2	0- 0	0- 0	AWAY	0- 0	0- 2	0- 0				
0- 0	0- 0	0- 0	NEUTRAL	0- 0	0- 0	0- 0				
0- 0	0- 0	0- 0	CONFERENCE	0- 0	0- 0	0- 0				
0- 0	0- 0	0- 0	HOME	0- 0	0- 0	0- 0				
0- 0	0- 0	0- 0	AWAY	0- 0	0- 0	0- 0				
0- 0	0- 0	0- 0	NEUTRAL	0- 0	0- 0	0- 0				

RPI 1-25				RPI 26-50				RPI 51-100				RPI 101+ Team's RPI : 305			
RPI	S	Opponent	Score	RPI	S	Opponent	Score	RPI	S	Opponent	Score	RPI	S	Opponent	Score
				34	H	Villanova	35 47					111	A	Penn	45 65
				43	H	Auburn	70 81					143	A	Drexel	34 51
												196	H	Towson	52 73
												228	H	Temple	52 58
												232	H	Rider	54 56
												288	H	Columbia	68 61
												292	H	Niagara	68 54
												322	H	Loyola Maryland	49 46
LAST 12 Division I GAMES:															
				34	H	Villanova	35 47					322	H	Loyola Maryland	49 46
				288	H	Columbia	68 61					196	H	Towson	52 73
				232	H	Rider	54 56					43	H	Auburn	70 81
				292	H	Niagara	68 54					228	H	Temple	52 58
				111	A	Penn	45 65								
				143	A	Drexel	34 51								



Average RPI Win:	203	WON-LOST	WINNING	LAST 10	STRENGTH OF	OPP. STRENGTH	TEAM	ADJ.	CONF.	ADJ CONF.
Average RPI Loss:	105	RECORD	PCT. RANK	GAMES	SCHEDULE	OF SCHEDULE	RPI	RPI	RPI	RPI
DIV. I ONLY	4- 6	211	0- 1	172	44	214	214	16	16	
DIV. I NON-CONF.	4- 6	211	0- 1	172	44	214	214	16	16	
-----										
TOTALS	RPI 1-25	RPI 26-50	W-L RECORDS	RPI 51-100	RPI 101-150	RPI 150+				
4- 6	0- 1	0- 0	OVERALL	0- 1	0- 3	4- 1				
2- 4	0- 1	0- 0	HOME	0- 1	0- 2	2- 0				
2- 1	0- 0	0- 0	AWAY	0- 0	0- 0	2- 1				
0- 1	0- 0	0- 0	NEUTRAL	0- 0	0- 1	0- 0				
4- 6	0- 1	0- 0	NON-CONFERENCE	0- 1	0- 3	4- 1				
2- 4	0- 1	0- 0	HOME	0- 1	0- 2	2- 0				
2- 1	0- 0	0- 0	AWAY	0- 0	0- 0	2- 1				
0- 1	0- 0	0- 0	NEUTRAL	0- 0	0- 1	0- 0				
0- 0	0- 0	0- 0	CONFERENCE	0- 0	0- 0	0- 0				
0- 0	0- 0	0- 0	HOME	0- 0	0- 0	0- 0				
0- 0	0- 0	0- 0	AWAY	0- 0	0- 0	0- 0				
0- 0	0- 0	0- 0	NEUTRAL	0- 0	0- 0	0- 0				

RPI 1-25				RPI 26-50				RPI 51-100				RPI 101+ Team's RPI: 214			
RPI	S	Opponent	Score	RPI	S	Opponent	Score	RPI	S	Opponent	Score	RPI	S	Opponent	Score
2	H	UConn	42 98					77	H	Missouri	62 74	106	H	Indiana St.	56 60
												132	N	Chattanooga	61 71
												145	H	Cincinnati	50 51
												159	A	Virginia	67 65
												165	A	Tulsa	75 86
												168	H	Southern Ill.	62 58
												218	H	SIUE	63 56
												268	A	Eastern Ky.	70 43
-----															
LAST 12 Division I GAMES:															
132	N	Chattanooga	61 71	77	H	Missouri	62 74								
165	A	Tulsa	75 86	2	H	UConn	42 98								
145	H	Cincinnati	50 51	218	H	SIUE	63 56								
106	H	Indiana St.	56 60	168	H	Southern Ill.	62 58								
268	A	Eastern Ky.	70 43	159	A	Virginia	67 65								

Non-Div I Games:

Saint Louis

Average RPI	Win:	198	WON-LOST	WINNING	LAST 10	STRENGTH OF	OPP. STRENGTH	TEAM	ADJ.	CONF.	ADJ CONF.
Average RPI	Loss:	49	RECORD	PCT. RANK	GAMES	SCHEDULE	OF SCHEDULE	RPI	RPI	RPI	RPI
DIV. I ONLY		5- 4		140	0- 1	43	105	50	50	7	7
DIV. I NON-CONF.		5- 4		140	0- 1	43	105	50	50	7	7
-----											
TOTALS	RPI 1-25		RPI 26-50		W-L RECORDS	RPI 51-100		RPI 101-150		RPI 150+	
5- 4	0- 2		0- 0		OVERALL	1- 2		0- 0		4- 0	
2- 2	0- 2		0- 0		HOME	1- 0		0- 0		1- 0	
3- 2	0- 0		0- 0		AWAY	0- 2		0- 0		3- 0	
0- 0	0- 0		0- 0		NEUTRAL	0- 0		0- 0		0- 0	
5- 4	0- 2		0- 0		NON-CONFERENCE	1- 2		0- 0		4- 0	
2- 2	0- 2		0- 0		HOME	1- 0		0- 0		1- 0	
3- 2	0- 0		0- 0		AWAY	0- 2		0- 0		3- 0	
0- 0	0- 0		0- 0		NEUTRAL	0- 0		0- 0		0- 0	
0- 0	0- 0		0- 0		CONFERENCE	0- 0		0- 0		0- 0	
0- 0	0- 0		0- 0		HOME	0- 0		0- 0		0- 0	
0- 0	0- 0		0- 0		AWAY	0- 0		0- 0		0- 0	
0- 0	0- 0		0- 0		NEUTRAL	0- 0		0- 0		0- 0	

RPI 1-25				RPI 26-50				Team's RPI: 50				RPI 51-100				RPI 101+			
RPI	S	Opponent	Score	RPI	S	Opponent	Score					RPI	S	Opponent	Score	RPI	S	Opponent	Score
4	H	Cal i forni a	78 81									51	H	Wyomi ng	90 84	171	A	Washington St.	70 64
6	H	Oregon	55 79									86	A	UC Davi s	74 76	180	H	Mi l waukee	73 71
												98	A	Oregon St.	56 89	282	A	UC Santa Barbara	80 55
																307	A	Cal Poly	69 51
-----																			
LAST 12 Division I GAMES:																			
86	A	UC Davi s	74 76	4	H	Cal i forni a	78 81					307	A	Cal Poly	69 51				
171	A	Washington St.	70 64	282	A	UC Santa Barbara	80 55					6	H	Oregon	55 79				
51	H	Wyomi ng	90 84	6	H	Oregon	55 79					180	H	Mi l waukee	73 71				
				98	A	Oregon St.	56 89					98	A	Oregon St.	56 89				

Non-Div I Games:

Saint Mary's (CA)

Average RPI Win:	333	WON-LOST	WINNING	LAST 10	STRENGTH OF	OPP. STRENGTH	TEAM	ADJ.	CONF.	ADJ CONF.
Average RPI Loss:	193	RECORD	PCT. RANK	GAMES	SCHEDULE	OF SCHEDULE	RPI	RPI	RPI	RPI
DIV. I ONLY	4- 6	211	0- 1	266	349	281	281	27	27	
DIV. I NON-CONF.	4- 6	211	0- 1	266	349	281	281	27	27	
-----										
TOTALS	RPI 1-25	RPI 26-50	W-L RECORDS	RPI 51-100	RPI 101-150	RPI 150+				
4- 6	0- 0	0- 0	OVERALL	0- 1	0- 2	4- 3				
3- 1	0- 0	0- 0	HOME	0- 0	0- 0	3- 1				
1- 5	0- 0	0- 0	AWAY	0- 1	0- 2	1- 2				
0- 0	0- 0	0- 0	NEUTRAL	0- 0	0- 0	0- 0				
4- 6	0- 0	0- 0	NON-CONFERENCE	0- 1	0- 2	4- 3				
3- 1	0- 0	0- 0	HOME	0- 0	0- 0	3- 1				
1- 5	0- 0	0- 0	AWAY	0- 1	0- 2	1- 2				
0- 0	0- 0	0- 0	NEUTRAL	0- 0	0- 0	0- 0				
0- 0	0- 0	0- 0	CONFERENCE	0- 0	0- 0	0- 0				
0- 0	0- 0	0- 0	HOME	0- 0	0- 0	0- 0				
0- 0	0- 0	0- 0	AWAY	0- 0	0- 0	0- 0				
0- 0	0- 0	0- 0	NEUTRAL	0- 0	0- 0	0- 0				

RPI 1-25				RPI 26-50				RPI 51-100				RPI 101+				Team's RPI: 281
RPI	S	Opponent	Score	RPI	S	Opponent	Score	RPI	S	Opponent	Score	RPI	S	Opponent	Score	
								100	A	Seton Hall I	47 90	120	A	Yale	56 72	
												122	A	Boston College	57 89	
												210	H	Cal St. Fullerton	45 69	
												290	A	St. Francis Brooklyn	70 74	
												317	A	UMass Lowell I	57 59	
												324	A	Lafayette	62 60	
												328	H	Wagner	69 57	
												329	H	NJIT	70 57	
												351	H	LIU Brooklyn	86 59	
LAST 12 Division I GAMES:																
290	A	St. Francis Brooklyn	70 74	328	H	Wagner	69 57									
210	H	Cal St. Fullerton	45 69	324	A	Lafayette	62 60									
120	A	Yale	56 72	351	H	LIU Brooklyn	86 59									
100	A	Seton Hall I	47 90	122	A	Boston College	57 89									
				317	A	UMass Lowell I	57 59									
				329	H	NJIT	70 57									

Non-Div I Games:

Saint Peter's

Average RPI Win: 308 WON-LOST RECORD WINNING PCT. RANK LAST 10 GAMES STRENGTH OF SCHEDULE OPP. STRENGTH OF SCHEDULE TEAM RPI ADJ. RPI CONF. RPI ADJ CONF. RPI

DIV. I ONLY	2- 4	237	0- 1	127	334	212	212	24	24
DIV. I NON-CONF.	2- 4	237	0- 1	127	334	212	212	24	24
TOTALS	RPI 1-25	RPI 26-50	W-L RECORDS	RPI 51-100	RPI 101-150	RPI 150+			
2- 4	0- 0	0- 0	OVERALL	0- 1	0- 0	2- 3			
0- 1	0- 0	0- 0	HOME	0- 0	0- 0	0- 1			
2- 2	0- 0	0- 0	AWAY	0- 1	0- 0	2- 1			
0- 1	0- 0	0- 0	NEUTRAL	0- 0	0- 0	0- 1			
2- 4	0- 0	0- 0	NON-CONFERENCE	0- 1	0- 0	2- 3			
0- 1	0- 0	0- 0	HOME	0- 0	0- 0	0- 1			
2- 2	0- 0	0- 0	AWAY	0- 1	0- 0	2- 1			
0- 1	0- 0	0- 0	NEUTRAL	0- 0	0- 0	0- 1			
0- 0	0- 0	0- 0	CONFERENCE	0- 0	0- 0	0- 0			
0- 0	0- 0	0- 0	HOME	0- 0	0- 0	0- 0			
0- 0	0- 0	0- 0	AWAY	0- 0	0- 0	0- 0			
0- 0	0- 0	0- 0	NEUTRAL	0- 0	0- 0	0- 0			

RPI 1-25				RPI 26-50				RPI 51-100				RPI 101+				Team's RPI: 212	
RPI	S	Opponent	Score	RPI	S	Opponent	Score	RPI	S	Opponent	Score	RPI	S	Opponent	Score		
								82	A	LSU	52	66	152	H	Oral Roberts	62	73
													216	N	Troy	79	84
													248	A	Wichi ta St.	55	63
													273	A	Southern Mi ss.	65	61
													343	A	Loui si ana	68	62
LAST 12 Di vi si on I GAMES:																	
								152	H	Oral Roberts	62	73					
								343	A	Loui si ana	68	62					
								273	A	Southern Mi ss.	65	61					
								216	N	Troy	79	84					
								248	A	Wichi ta St.	55	63					
								82	A	LSU	52	66					

Non-Di v I Games: UNKNOWN 94 46 Wiley 101 63 Jarvis Christian 100 55

Sam Houston St.

Average RPI Win: 282  
Average RPI Loss: 168

WON-LOST  
RECORD

WINNING  
PCT. RANK

LAST 10  
GAMES

STRENGTH OF  
SCHEDULE

OPP. STRENGTH  
OF SCHEDULE

TEAM  
RPI

ADJ.  
RPI

CONF.  
RPI

ADJ CONF.  
RPI

DIV. I ONLY	2- 8	283	0- 1	147	287	254	254	26	26
DIV. I NON-CONF.	2- 8	283	0- 1	147	287	254	254	26	26
-----									
TOTALS	RPI 1-25	RPI 26-50	W-L RECORDS	RPI 51-100	RPI 101-150	RPI 150+			
2- 8	0- 0	0- 1	OVERALL	0- 1	0- 1	2- 5			
1- 1	0- 0	0- 0	HOME	0- 0	0- 0	1- 1			
1- 7	0- 0	0- 1	AWAY	0- 1	0- 1	1- 4			
0- 0	0- 0	0- 0	NEUTRAL	0- 0	0- 0	0- 0			
2- 8	0- 0	0- 1	NON-CONFERENCE	0- 1	0- 1	2- 5			
1- 1	0- 0	0- 0	HOME	0- 0	0- 0	1- 1			
1- 7	0- 0	0- 1	AWAY	0- 1	0- 1	1- 4			
0- 0	0- 0	0- 0	NEUTRAL	0- 0	0- 0	0- 0			
0- 0	0- 0	0- 0	CONFERENCE	0- 0	0- 0	0- 0			
0- 0	0- 0	0- 0	HOME	0- 0	0- 0	0- 0			
0- 0	0- 0	0- 0	AWAY	0- 0	0- 0	0- 0			
0- 0	0- 0	0- 0	NEUTRAL	0- 0	0- 0	0- 0			

RPI	S	Opponent	Score	RPI	S	Opponent	Score	RPI	S	Opponent	Score	RPI	S	Opponent	Score	Team's RPI: 254
43	A	Auburn	46 73	66	A	UT Martin	68 89	116	A	Oklahoma St.	62 82	164	H	UAB	41 66	
								213	A	Hampton	57 64	216	A	Troy	52 72	
								227	A	Alabama St.	60 51	253	A	Memphis	48 53	
								273	A	Southern Miss.	40 76	336	H	Presbyterian	75 54	
-----																
LAST 12 Division I GAMES:																
273	A	Southern Miss.	40 76	43	A	Auburn	46 73	253	A	Memphis	48 53	164	H	UAB	41 66	
227	A	Alabama St.	60 51	66	A	UT Martin	68 89	336	H	Presbyterian	75 54	213	A	Hampton	57 64	
216	A	Troy	52 72					116	A	Oklahoma St.	62 82					

Non-Div I Games: Rhodes 71 54

Samford

Average RPI Win: 249

Average RPI Loss: 133

WON-LOST  
RECORDWINNING  
PCT. RANKLAST 10  
GAMESSTRENGTH OF  
SCHEDULEOPP. STRENGTH  
OF SCHEDULETEAM  
RPIADJ.  
RPICONF.  
RPIADJ CONF.  
RPIDIV. I ONLY  
DIV. I NON-CONF.5- 4  
5- 4140  
1400- 1  
0- 1206  
206133  
133174  
174174  
1747  
77  
7

TOTALS

RPI 1-25

RPI 26-50

W-L RECORDS

RPI 51-100

RPI 101-150

RPI 150+

5- 4 0- 1  
4- 1 0- 1  
1- 3 0- 0  
0- 0 0- 00- 1  
0- 0  
0- 1  
0- 0OVERALL  
HOME  
AWAY  
NEUTRAL0- 0  
0- 0  
0- 0  
0- 00- 0  
0- 0  
0- 0  
0- 05- 2  
4- 0  
1- 2  
0- 05- 4 0- 1  
4- 1 0- 1  
1- 3 0- 0  
0- 0 0- 00- 1  
0- 0  
0- 1  
0- 0NON-CONFERENCE  
HOME  
AWAY  
NEUTRAL0- 0  
0- 0  
0- 0  
0- 00- 0  
0- 0  
0- 0  
0- 05- 2  
4- 0  
1- 2  
0- 00- 0 0- 0  
0- 0 0- 0  
0- 0 0- 0  
0- 0 0- 00- 0  
0- 0  
0- 0  
0- 0CONFERENCE  
HOME  
AWAY  
NEUTRAL0- 0  
0- 0  
0- 0  
0- 00- 0  
0- 0  
0- 0  
0- 00- 0  
0- 0  
0- 0  
0- 0

RPI 1-25

RPI 26-50

RPI 51-100

RPI 101+

Team's RPI: 174

RPI S Opponent Score  
4 H Cal i forni a 53 70RPI S Opponent Score  
32 A Mi nnesota 48 53

RPI S Opponent Score

RPI S Opponent Score  
162 H San Diego St. 72 71  
223 A Southern Utah 59 69  
256 H Dartmouth 78 76  
271 H Cleveland St. 83 82  
272 A UTSA 77 87  
274 A Long Beach St. 60 56  
284 H Hawai i 58 50

LAST 12 Division I GAMES:

272 A UTSA 77 87  
274 A Long Beach St. 60 56  
223 A Southern Utah 59 69256 H Dartmouth 78 76  
162 H San Diego St. 72 71  
4 H Cal i forni a 53 70  
271 H Cleveland St. 83 82  
32 A Mi nnesota 48 53  
284 H Hawai i 58 50

Non-Div I Games: Cal St. San B'dino 76 58

San Diego

Average RPI Win: 246		WON-LOST	WINNING	LAST 10	STRENGTH OF	OPP. STRENGTH	TEAM	ADJ.	CONF.	ADJ CONF.
Loss: 119		RECORD	PCT. RANK	GAMES	SCHEDULE	OF SCHEDULE	RPI	RPI	RPI	RPI
DIV. I ONLY		5- 5	161	0- 1	125	253	162	162	9	9
DIV. I NON-CONF.		5- 5	161	0- 1	125	253	162	162	9	9
TOTALS		RPI 1-25	RPI 26-50	W-L RECORDS		RPI 51-100	RPI 101-150	RPI 150+		
5- 5	0- 0		0- 0	OVERALL		0- 1	0- 3	5- 1		
3- 2	0- 0		0- 0	HOME		0- 1	0- 1	3- 0		
2- 3	0- 0		0- 0	AWAY		0- 0	0- 2	2- 1		
0- 0	0- 0		0- 0	NEUTRAL		0- 0	0- 0	0- 0		
5- 5	0- 0		0- 0	NON-CONFERENCE		0- 1	0- 3	5- 1		
3- 2	0- 0		0- 0	HOME		0- 1	0- 1	3- 0		
2- 3	0- 0		0- 0	AWAY		0- 0	0- 2	2- 1		
0- 0	0- 0		0- 0	NEUTRAL		0- 0	0- 0	0- 0		
0- 0	0- 0		0- 0	CONFERENCE		0- 0	0- 0	0- 0		
0- 0	0- 0		0- 0	HOME		0- 0	0- 0	0- 0		
0- 0	0- 0		0- 0	AWAY		0- 0	0- 0	0- 0		
0- 0	0- 0		0- 0	NEUTRAL		0- 0	0- 0	0- 0		

RPI 1-25				RPI 26-50				RPI 51-100				RPI 101+ Team's RPI: 162					
RPI	S	Opponent	Score	RPI	S	Opponent	Score	RPI	S	Opponent	Score	RPI	S	Opponent	Score		
								57	H	TCU	64	81	101	H	Ari zona	60	69
												126	A	CSUN	74	77	
												139	A	Santa Clara	43	60	
												153	A	UC Irvine	78	70	
												174	A	San Diego	71	72	
												210	A	Cal St. Fullerton	83	72	
												284	H	Hawai i	58	57	
												289	H	Cal i forni a Baptist	83	67	
												293	H	Incarnate Word	81	38	
LAST 12 Division I GAMES:																	
				126	A	CSUN	74	77	289	H	Cal i forni a Baptist	83	67				
				153	A	UC Irvine	78	70	293	H	Incarnate Word	81	38				
				101	H	Ari zona	60	69	210	A	Cal St. Fullerton	83	72				
				174	A	San Diego	71	72	139	A	Santa Clara	43	60				
				57	H	TCU	64	81	284	H	Hawai i	58	57				

Non-Div I Games:

San Di ego St.

Average RPI	Win:	266	WON-LOST	WINNING	LAST 10	STRENGTH OF	OPP. STRENGTH	TEAM	ADJ.	CONF.	ADJ CONF.
Average RPI	Loss:	112	RECORD	PCT. RANK	GAMES	SCHEDULE	OF SCHEDULE	RPI	RPI	RPI	RPI
DIV. I ONLY		3- 6		237	0- 1	215		124	238	238	7 7
DIV. I NON-CONF.		3- 6		237	0- 1	215		124	238	238	7 7
-----											
TOTALS	RPI 1-25		RPI 26-50		W-L RECORDS	RPI 51-100		RPI 101-150		RPI 150+	
3- 6	0- 1		0- 0		OVERALL	0- 2		0- 0		3- 3	
1- 3	0- 0		0- 0		HOME	0- 2		0- 0		1- 1	
1- 3	0- 1		0- 0		AWAY	0- 0		0- 0		1- 2	
1- 0	0- 0		0- 0		NEUTRAL	0- 0		0- 0		1- 0	
3- 6	0- 1		0- 0		NON-CONFERENCE	0- 2		0- 0		3- 3	
1- 3	0- 0		0- 0		HOME	0- 2		0- 0		1- 1	
1- 3	0- 1		0- 0		AWAY	0- 0		0- 0		1- 2	
1- 0	0- 0		0- 0		NEUTRAL	0- 0		0- 0		1- 0	
0- 0	0- 0		0- 0		CONFERENCE	0- 0		0- 0		0- 0	
0- 0	0- 0		0- 0		HOME	0- 0		0- 0		0- 0	
0- 0	0- 0		0- 0		AWAY	0- 0		0- 0		0- 0	
0- 0	0- 0		0- 0		NEUTRAL	0- 0		0- 0		0- 0	

RPI 1-25				RPI 26-50				RPI 51-100				RPI 101+ Team's RPI: 238			
RPI	S	Opponent	Score	RPI	S	Opponent	Score	RPI	S	Opponent	Score	RPI	S	Opponent	Score
10	A	Stanford	62 96					58	H	Northern Colo.	63 68	156	H	UT Arlington	73 80
								86	H	UC Davis	68 70	171	A	Washington St.	61 91
												190	A	Idaho	63 70
												243	A	Sacramento St.	86 75
												247	H	San Jose St.	85 63
												307	N	Cal Poly	65 62
-----															
LAST 12 Division I GAMES:															
243	A	Sacramento St.	86 75	86	H	UC Davis	68 70	10	A	Stanford	62 96				
190	A	Idaho	63 70												
171	A	Washington St.	61 91	247	H	San Jose St.	85 63								
156	H	UT Arlington	73 80												
58	H	Northern Colo.	63 68												
307	N	Cal Poly	65 62												

Non-Div I Games:

San Francisco



Average RPI	Win:	279	WON-LOST	WINNING	LAST 10	STRENGTH OF	OPP. STRENGTH	TEAM	ADJ.	CONF.	ADJ CONF.
Average RPI	Loss:	120	RECORD	PCT. RANK	GAMES	SCHEDULE	OF SCHEDULE	RPI	RPI	RPI	RPI
DIV. I ONLY		1- 7		309	0- 1	33		295	247	247	9 9
DIV. I NON-CONF.		1- 7		309	0- 1	33		295	247	247	9 9
-----											
TOTALS	RPI 1-25		RPI 26-50		W-L RECORDS	RPI 51-100		RPI 101-150		RPI 150+	
1- 7	0- 1		0- 0		OVERALL	0- 1		0- 3		1- 2	
1- 3	0- 0		0- 0		HOME	0- 1		0- 1		1- 1	
0- 4	0- 1		0- 0		AWAY	0- 0		0- 2		0- 1	
0- 0	0- 0		0- 0		NEUTRAL	0- 0		0- 0		0- 0	
1- 7	0- 1		0- 0		NON-CONFERENCE	0- 1		0- 3		1- 2	
1- 3	0- 0		0- 0		HOME	0- 1		0- 1		1- 1	
0- 4	0- 1		0- 0		AWAY	0- 0		0- 2		0- 1	
0- 0	0- 0		0- 0		NEUTRAL	0- 0		0- 0		0- 0	
0- 0	0- 0		0- 0		CONFERENCE	0- 0		0- 0		0- 0	
0- 0	0- 0		0- 0		HOME	0- 0		0- 0		0- 0	
0- 0	0- 0		0- 0		AWAY	0- 0		0- 0		0- 0	
0- 0	0- 0		0- 0		NEUTRAL	0- 0		0- 0		0- 0	

RPI 1-25				RPI 26-50				RPI 51-100				RPI 101+ Team's RPI: 247			
RPI	S	Opponent	Score	RPI	S	Opponent	Score	RPI	S	Opponent	Score	RPI	S	Opponent	Score
24	A	Col orado	64 76					61	H	Paci fi c	67 91	110	A	Nebraska	63 96
												118	A	Portland St.	51 80
												139	H	Santa Clara	56 62
												153	H	UC Irvi ne	66 74
												238	A	San Franci sco	63 85
												279	H	CSU Bakersfi el d	82 72
LAST 12 Divi sion I GAMES:															
				61	H	Paci fi c	67 91	139	H	Santa Clara	56 62				
				279	H	CSU Bakersfi el d	82 72	110	A	Nebraska	63 96				
				118	A	Portland St.	51 80	24	A	Col orado	64 76				
				238	A	San Franci sco	63 85	153	H	UC Irvi ne	66 74				

Non-Div I Games: San Fran. St. 66 73

San Jose St.

Average RPI	Win: 208	WON-LOST RECORD	WINNING PCT. RANK	LAST 10 GAMES	STRENGTH OF SCHEDULE	OPP. STRENGTH OF SCHEDULE	TEAM RPI	ADJ. RPI	CONF. RPI	ADJ CONF. RPI
Average RPI	Loss: 92									
DIV. I ONLY	5- 4	140	1- 0	197	91	139	139	7	7	
DIV. I NON-CONF.	5- 4	140	1- 0	197	91	139	139	7	7	
-----										
TOTALS	RPI 1-25	RPI 26-50	W-L RECORDS	RPI 51-100	RPI 101-150	RPI 150+				
5- 4	0- 0	0- 0	OVERALL	0- 3	0- 1	5- 0				
3- 1	0- 0	0- 0	HOME	0- 0	0- 1	3- 0				
2- 3	0- 0	0- 0	AWAY	0- 3	0- 0	2- 0				
0- 0	0- 0	0- 0	NEUTRAL	0- 0	0- 0	0- 0				
5- 4	0- 0	0- 0	NON-CONFERENCE	0- 3	0- 1	5- 0				
3- 1	0- 0	0- 0	HOME	0- 0	0- 1	3- 0				
2- 3	0- 0	0- 0	AWAY	0- 3	0- 0	2- 0				
0- 0	0- 0	0- 0	NEUTRAL	0- 0	0- 0	0- 0				
0- 0	0- 0	0- 0	CONFERENCE	0- 0	0- 0	0- 0				
0- 0	0- 0	0- 0	HOME	0- 0	0- 0	0- 0				
0- 0	0- 0	0- 0	AWAY	0- 0	0- 0	0- 0				
0- 0	0- 0	0- 0	NEUTRAL	0- 0	0- 0	0- 0				

RPI 1-25				RPI 26-50				RPI 51-100				RPI 101+				Team's RPI: 139
RPI	S	Opponent	Score	RPI	S	Opponent	Score	RPI	S	Opponent	Score	RPI	S	Opponent	Score	
								53	A	Southern California	46 77	126	H	CSUN	38 53	
								92	A	Fresno St.	53 80	162	H	San Diego St.	60 43	
								98	A	Oregon St.	31 82	198	H	Nevada	56 48	
												210	A	Cal St. Fullerton	64 60	
												225	H	Missouri St.	77 73	
												247	A	San Jose St.	62 56	
-----																
LAST 12 Division I GAMES:																
247	A	San Jose St.	62 56	98	A	Oregon St.	31 82	126	H	CSUN	38 53	225	H	Missouri St.	77 73	
92	A	Fresno St.	53 80					210	A	Cal St. Fullerton	64 60	53	A	Southern California	46 77	
198	H	Nevada	56 48					162	H	San Diego St.	60 43					

Non-Div I Games: Sonoma St. 98 38

Santa Clara

Average RPI Win:	0	WON-LOST	WINNING	LAST 10	STRENGTH OF	OPP. STRENGTH	TEAM	ADJ.	CONF.	ADJ CONF.
Average RPI Loss:	163	RECORD	PCT. RANK	GAMES	SCHEDULE	OF SCHEDULE	RPI	RPI	RPI	RPI
DIV. I ONLY	0- 6	330	0- 1	311	75	346	346	32	32	
DIV. I NON-CONF.	0- 6	330	0- 1	311	75	346	346	32	32	
-----										
TOTALS	RPI 1-25	RPI 26-50	W-L RECORDS	RPI 51-100	RPI 101-150	RPI 150+				
0- 6	0- 0	0- 2	OVERALL	0- 0	0- 0	0- 4				
0- 3	0- 0	0- 0	HOME	0- 0	0- 0	0- 3				
0- 3	0- 0	0- 2	AWAY	0- 0	0- 0	0- 1				
0- 0	0- 0	0- 0	NEUTRAL	0- 0	0- 0	0- 0				
0- 6	0- 0	0- 2	NON-CONFERENCE	0- 0	0- 0	0- 4				
0- 3	0- 0	0- 0	HOME	0- 0	0- 0	0- 3				
0- 3	0- 0	0- 2	AWAY	0- 0	0- 0	0- 1				
0- 0	0- 0	0- 0	NEUTRAL	0- 0	0- 0	0- 0				
0- 0	0- 0	0- 0	CONFERENCE	0- 0	0- 0	0- 0				
0- 0	0- 0	0- 0	HOME	0- 0	0- 0	0- 0				
0- 0	0- 0	0- 0	AWAY	0- 0	0- 0	0- 0				
0- 0	0- 0	0- 0	NEUTRAL	0- 0	0- 0	0- 0				

RPI 1-25				RPI 26-50				RPI 51-100				RPI 101+ Team's RPI: 346			
RPI	S	Opponent	Score	RPI	S	Opponent	Score	RPI	S	Opponent	Score	RPI	S	Opponent	Score
				31	A	South Dakota St.	49 97					205	H	Texas Southern	41 65
				45	A	DePaul	61 124					219	H	Jacksonville	58 68
												234	A	Ole Miss	51 74
												244	H	Ga. Southern	71 82
LAST 12 Division I GAMES:															
				31	A	South Dakota St.	49 97	244	H	Ga. Southern	71 82				
				234	A	Ole Miss	51 74								
				205	H	Texas Southern	41 65								
				45	A	DePaul	61 124								
				219	H	Jacksonville	58 68								

Non-Div I Games: Carver 101 49 Wesleyan (GA) 155 26

Savannah St.

Average RPI Win:	0	WON-LOST	WINNING	LAST 10	STRENGTH OF	OPP. STRENGTH	TEAM	ADJ.	CONF.	ADJ CONF.
Average RPI Loss:	146	RECORD	PCT. RANK	GAMES	SCHEDULE	OF SCHEDULE	RPI	RPI	RPI	RPI
DIV. I ONLY	0- 11	330	0- 1	51	308	291	291	30	30	
DIV. I NON-CONF.	0- 11	330	0- 1	51	308	291	291	30	30	
-----										
TOTALS	RPI 1-25	RPI 26-50	W-L RECORDS	RPI 51-100	RPI 101-150	RPI 150+				
0- 11	0- 0	0- 0	OVERALL	0- 4	0- 4	0- 3				
0- 5	0- 0	0- 0	HOME	0- 1	0- 2	0- 2				
0- 5	0- 0	0- 0	AWAY	0- 3	0- 1	0- 1				
0- 1	0- 0	0- 0	NEUTRAL	0- 0	0- 1	0- 0				
0- 11	0- 0	0- 0	NON-CONFERENCE	0- 4	0- 4	0- 3				
0- 5	0- 0	0- 0	HOME	0- 1	0- 2	0- 2				
0- 5	0- 0	0- 0	AWAY	0- 3	0- 1	0- 1				
0- 1	0- 0	0- 0	NEUTRAL	0- 0	0- 1	0- 0				
0- 0	0- 0	0- 0	CONFERENCE	0- 0	0- 0	0- 0				
0- 0	0- 0	0- 0	HOME	0- 0	0- 0	0- 0				
0- 0	0- 0	0- 0	AWAY	0- 0	0- 0	0- 0				
0- 0	0- 0	0- 0	NEUTRAL	0- 0	0- 0	0- 0				

RPI 1-25				RPI 26-50				RPI 51-100				RPI 101+ Team' s RPI : 291					
RPI	S	Opponent	Score	RPI	S	Opponent	Score	RPI	S	Opponent	Score	RPI	S	Opponent	Score		
								61	A	Paci fi c	61	75	101	N	Ari zona	54	84
								63	H	Washi ngton	58	69	118	A	Portland St.	43	68
								86	A	UC Davi s	59	76	135	H	Pepperdi ne	64	78
								99	A	Utah	62	89	142	H	Northern Ari z.	58	65
													210	H	Cal St. Fullerton	54	57
													284	A	Hawai i	51	67
													307	H	Cal Poly	50	60
LAST 12 Di vi si on I GAMES:																	
				99	A	Utah	62	89	307	H	Cal Poly	50	60				
				118	A	Portland St.	43	68	86	A	UC Davi s	59	76				
				284	A	Hawai i	51	67	61	A	Paci fi c	61	75				
				101	N	Ari zona	54	84	135	H	Pepperdi ne	64	78				
				142	H	Northern Ari z.	58	65	63	H	Washi ngton	58	69				
				210	H	Cal St. Fullerton	54	57									

Non-Div I Games:

Seattle U

Average RPI	Win:	265	WON-LOST	WINNING	LAST 10	STRENGTH OF	OPP. STRENGTH	TEAM	ADJ.	CONF.	ADJ CONF.
Average RPI	Loss:	15	RECORD	PCT. RANK	GAMES	SCHEDULE	OF SCHEDULE	RPI	RPI	RPI	RPI
DIV. I ONLY		7- 2		56	0- 1	262	87	100	100	4	4
DIV. I NON-CONF.		7- 2		56	0- 1	262	87	100	100	4	4
<hr/>											
TOTALS	RPI 1-25		RPI 26-50		W-L RECORDS	RPI 51-100		RPI 101-150		RPI 150+	
7- 2	0- 1		0- 1		OVERALL	0- 0		1- 0		6- 0	
6- 0	0- 0		0- 0		HOME	0- 0		0- 0		6- 0	
1- 2	0- 1		0- 1		AWAY	0- 0		1- 0		0- 0	
0- 0	0- 0		0- 0		NEUTRAL	0- 0		0- 0		0- 0	
7- 2	0- 1		0- 1		NON-CONFERENCE	0- 0		1- 0		6- 0	
6- 0	0- 0		0- 0		HOME	0- 0		0- 0		6- 0	
1- 2	0- 1		0- 1		AWAY	0- 0		1- 0		0- 0	
0- 0	0- 0		0- 0		NEUTRAL	0- 0		0- 0		0- 0	
0- 0	0- 0		0- 0		CONFERENCE	0- 0		0- 0		0- 0	
0- 0	0- 0		0- 0		HOME	0- 0		0- 0		0- 0	
0- 0	0- 0		0- 0		AWAY	0- 0		0- 0		0- 0	
0- 0	0- 0		0- 0		NEUTRAL	0- 0		0- 0		0- 0	

RPI	S	Opponent	Score	RPI	S	Opponent	Score	RPI	S	Opponent	Score	RPI	S	Opponent	Score
2	A	UConn	61 99	28	A	UCLA	62 78					130	A	Princeton	70 66
												237	H	Kennesaw St.	102 80
												272	H	UTSA	84 53
												281	H	Saint Peter's	90 47
												290	H	St. Francis Brooklyn	100 77
												317	H	UMass Lowell	90 57
												328	H	Wagner	95 40
<hr/>															
Team's RPI: 100															
<hr/>															
LAST 12 Division I GAMES:															
272	H	UTSA	84 53	2	A	UConn	61 99	281	H	Saint Peter's	90 47	317	H	UMass Lowell	90 57
237	H	Kennesaw St.	102 80	290	H	St. Francis Brooklyn	100 77	28	A	UCLA	62 78	130	A	Princeton	70 66
328	H	Wagner	95 40												

Non-Div I Games:

Seton Hall

Average RPI Win:	263	WON-LOST	WINNING	LAST 10	STRENGTH OF	OPP. STRENGTH	TEAM	ADJ.	CONF.	ADJ CONF.
Average RPI Loss:	188	RECORD	PCT. RANK	GAMES	SCHEDULE	OF SCHEDULE	RPI	RPI	RPI	RPI
DIV. I ONLY	4- 6	211	1- 0	231	297	264	264	27	27	
DIV. I NON-CONF.	4- 6	211	1- 0	231	297	264	264	27	27	
-----										
TOTALS	RPI 1-25	RPI 26-50	W-L RECORDS	RPI 51-100	RPI 101-150	RPI 150+				
4- 6	0- 0	0- 0	OVERALL	0- 0	0- 3	4- 3				
2- 3	0- 0	0- 0	HOME	0- 0	0- 2	2- 1				
1- 2	0- 0	0- 0	AWAY	0- 0	0- 0	1- 2				
1- 1	0- 0	0- 0	NEUTRAL	0- 0	0- 1	1- 0				
4- 6	0- 0	0- 0	NON-CONFERENCE	0- 0	0- 3	4- 3				
2- 3	0- 0	0- 0	HOME	0- 0	0- 2	2- 1				
1- 2	0- 0	0- 0	AWAY	0- 0	0- 0	1- 2				
1- 1	0- 0	0- 0	NEUTRAL	0- 0	0- 1	1- 0				
0- 0	0- 0	0- 0	CONFERENCE	0- 0	0- 0	0- 0				
0- 0	0- 0	0- 0	HOME	0- 0	0- 0	0- 0				
0- 0	0- 0	0- 0	AWAY	0- 0	0- 0	0- 0				
0- 0	0- 0	0- 0	NEUTRAL	0- 0	0- 0	0- 0				

RPI 1-25				RPI 26-50				RPI 51-100				RPI 101+ Team's RPI: 264			
RPI	S	Opponent	Score	RPI	S	Opponent	Score	RPI	S	Opponent	Score	RPI	S	Opponent	Score
												111	H	Penn	51 58
												143	N	Drexel	39 51
												149	H	Harvard	54 73
												200	H	Massachusetts	64 59
												204	A	Howard	86 81
												211	A	Sacred Heart	50 72
												245	A	St. Bonaventure	58 74
												269	H	Fla. Atlantic	66 70
												319	H	Colgate	55 53
												328	N	Wagner	74 71
LAST 12 Division I GAMES:															
				328	N	Wagner	74 71					269	H	Fla. Atlantic	66 70
				200	H	Massachusetts	64 59					319	H	Colgate	55 53
				245	A	St. Bonaventure	58 74					143	N	Drexel	39 51
				111	H	Penn	51 58					204	A	Howard	86 81
												149	H	Harvard	54 73
												211	A	Sacred Heart	50 72

Non-Div I Games:

Si ena

Average RPI Win: 230 WON-LOST RECORD WINNING PCT. RANK LAST 10 GAMES STRENGTH OF SCHEDULE OPP. STRENGTH OF SCHEDULE TEAM RPI ADJ. RPI CONF. RPI ADJ CONF. RPI

DIV. I ONLY	7- 0	1	0- 0	349	13	147	147	19	19
DIV. I NON-CONF.	7- 0	1	0- 0	349	13	147	147	19	19
TOTALS	RPI 1-25	RPI 26-50	W-L RECORDS	RPI 51-100	RPI 101-150	RPI 150+			
7- 0	0- 0	0- 0	OVERALL	1- 0	1- 0	5- 0			
3- 0	0- 0	0- 0	HOME	0- 0	0- 0	3- 0			
4- 0	0- 0	0- 0	AWAY	1- 0	1- 0	2- 0			
0- 0	0- 0	0- 0	NEUTRAL	0- 0	0- 0	0- 0			
7- 0	0- 0	0- 0	NON-CONFERENCE	1- 0	1- 0	5- 0			
3- 0	0- 0	0- 0	HOME	0- 0	0- 0	3- 0			
4- 0	0- 0	0- 0	AWAY	1- 0	1- 0	2- 0			
0- 0	0- 0	0- 0	NEUTRAL	0- 0	0- 0	0- 0			
0- 0	0- 0	0- 0	CONFERENCE	0- 0	0- 0	0- 0			
0- 0	0- 0	0- 0	HOME	0- 0	0- 0	0- 0			
0- 0	0- 0	0- 0	AWAY	0- 0	0- 0	0- 0			
0- 0	0- 0	0- 0	NEUTRAL	0- 0	0- 0	0- 0			

RPI 1-25				RPI 26-50				RPI 51-100				RPI 101+ Team's RPI: 147			
RPI	S	Opponent	Score	RPI	S	Opponent	Score	RPI	S	Opponent	Score	RPI	S	Opponent	Score
								84	A	Southern U.	53 49	115	A	Alabama	72 67
												227	H	Alabama St.	77 65
												273	H	Southern Miss.	77 68
												296	H	ETSU	81 74
												302	A	Tennessee St.	78 56
												312	A	Central Ark.	58 50
LAST 12 Division I GAMES:															
				227	H	Alabama St.	77 65	312	A	Central Ark.	58 50				
				115	A	Alabama	72 67	273	H	Southern Miss.	77 68				
				302	A	Tennessee St.	78 56								
				296	H	ETSU	81 74								
				84	A	Southern U.	53 49								

Non-Div I Games: Faulkner 97 40 Spring Hill 75 57

South Alabama

Average RPI Win: 167 WON-LOST RECORD WINNING PCT. RANK LAST 10 GAMES STRENGTH OF SCHEDULE OPP. STRENGTH OF SCHEDULE TEAM RPI ADJ. RPI CONF. RPI ADJ CONF. RPI

DIV. I ONLY	6- 4	122	0- 1	52	49	60	60	5	5
DIV. I NON-CONF.	6- 4	122	0- 1	52	49	60	60	5	5
TOTALS	RPI 1-25	RPI 26-50	W-L RECORDS	RPI 51-100	RPI 101-150	RPI 150+			
6- 4	0- 2	0- 1	OVERALL	2- 1	1- 0	3- 0			
3- 2	0- 1	0- 1	HOME	1- 0	1- 0	1- 0			
2- 0	0- 0	0- 0	AWAY	1- 0	0- 0	1- 0			
1- 2	0- 1	0- 0	NEUTRAL	0- 1	0- 0	1- 0			
6- 4	0- 2	0- 1	NON-CONFERENCE	2- 1	1- 0	3- 0			
3- 2	0- 1	0- 1	HOME	1- 0	1- 0	1- 0			
2- 0	0- 0	0- 0	AWAY	1- 0	0- 0	1- 0			
1- 2	0- 1	0- 0	NEUTRAL	0- 1	0- 0	1- 0			
0- 0	0- 0	0- 0	CONFERENCE	0- 0	0- 0	0- 0			
0- 0	0- 0	0- 0	HOME	0- 0	0- 0	0- 0			
0- 0	0- 0	0- 0	AWAY	0- 0	0- 0	0- 0			
0- 0	0- 0	0- 0	NEUTRAL	0- 0	0- 0	0- 0			

RPI S Opponent Score	RPI S Opponent Score	RPI S Opponent Score	RPI S Opponent Score
8 N Drake 85 90	40 H Maryl and 61 85	93 A Purdue 82 73	127 H Dayton 65 55
12 H Bayl or 69 94		96 H Cl emson 69 57	160 H Appal achi an St. 80 50
		98 N Oregon St. 68 70	227 A Al abama St. 94 38
			296 N ETSU 101 55
LAST 12 Division I GAMES:			
12 H Bayl or 69 94	8 N Drake 85 90	98 N Oregon St. 68 70	
127 H Dayton 65 55	93 A Purdue 82 73		
296 N ETSU 101 55	160 H Appal achi an St. 80 50		
40 H Maryl and 61 85			
96 H Cl emson 69 57			
227 A Al abama St. 94 38			

Non-Div I Games:

South Carolina



Average RPI Win:	300	WON-LOST	WINNING	LAST 10	STRENGTH OF	OPP. STRENGTH	TEAM	ADJ.	CONF.	ADJ CONF.
Average RPI Loss:	167	RECORD	PCT. RANK	GAMES	SCHEDULE	OF SCHEDULE	RPI	RPI	RPI	RPI

DIV. I ONLY	4- 5	191	0- 0	326	237	299	299	32	32
DIV. I NON-CONF.	4- 5	191	0- 0	326	237	299	299	32	32
-----									
TOTALS	RPI 1-25	RPI 26-50	W-L RECORDS	RPI 51-100	RPI 101-150	RPI 150+			
4- 5	0- 0	0- 0	OVERALL	0- 0	0- 2	4- 3			
3- 1	0- 0	0- 0	HOME	0- 0	0- 0	3- 1			
1- 4	0- 0	0- 0	AWAY	0- 0	0- 2	1- 2			
0- 0	0- 0	0- 0	NEUTRAL	0- 0	0- 0	0- 0			
4- 5	0- 0	0- 0	NON-CONFERENCE	0- 0	0- 2	4- 3			
3- 1	0- 0	0- 0	HOME	0- 0	0- 0	3- 1			
1- 4	0- 0	0- 0	AWAY	0- 0	0- 2	1- 2			
0- 0	0- 0	0- 0	NEUTRAL	0- 0	0- 0	0- 0			
0- 0	0- 0	0- 0	CONFERENCE	0- 0	0- 0	0- 0			
0- 0	0- 0	0- 0	HOME	0- 0	0- 0	0- 0			
0- 0	0- 0	0- 0	AWAY	0- 0	0- 0	0- 0			
0- 0	0- 0	0- 0	NEUTRAL	0- 0	0- 0	0- 0			

RPI 1-25				RPI 26-50				RPI 51-100				RPI 101+ Team's RPI: 299			
RPI	S	Opponent	Score	RPI	S	Opponent	Score	RPI	S	Opponent	Score	RPI	S	Opponent	Score
												101	A	Ari zona	32 73
												124	A	Radford	31 61
												154	A	Coastal Caro.	44 57
												173	H	Winthrop	50 58
												215	H	UNLV	58 49
												283	A	Col. of Charleston	51 75
												303	H	USC Upstate	71 66
												336	A	Presbyteri an	57 48
												347	H	Charleston So.	67 58
LAST 12 Division I GAMES:															
154	A	Coastal Caro.	44 57	215	H	UNLV	58 49	173	H	Winthrop	50 58	303	H	USC Upstate	71 66
283	A	Col. of Charleston	51 75	101	A	Ari zona	32 73	336	A	Presbyteri an	57 48	347	H	Charleston So.	67 58
124	A	Radford	31 61												

Non-Div I Games: UNKNOWN 67 51 Voorhees 88 61

South Carolina St.

Average RPI Win: 133      WON-LOST      WINNING      LAST 10  
Average RPI Loss: 8      RECORD      PCT. RANK      GAMES      STRENGTH OF      OPP. STRENGTH      TEAM      ADJ.      CONF.      ADJ CONF.  
SCHEDULE      OF SCHEDULE      RPI      RPI      RPI      RPI

DIV. I ONLY	8- 1	28	1- 0	136	5	16	16	13	13
DIV. I NON-CONF.	8- 1	28	1- 0	136	5	16	16	13	13
-----									
TOTALS	RPI 1-25	RPI 26-50	W-L RECORDS	RPI 51-100	RPI 101-150	RPI 150+			
8- 1	1- 1	1- 0	OVERALL	2- 0	1- 0	3- 0			
3- 0	1- 0	1- 0	HOME	0- 0	0- 0	1- 0			
4- 1	0- 1	0- 0	AWAY	2- 0	1- 0	1- 0			
1- 0	0- 0	0- 0	NEUTRAL	0- 0	0- 0	1- 0			
8- 1	1- 1	1- 0	NON-CONFERENCE	2- 0	1- 0	3- 0			
3- 0	1- 0	1- 0	HOME	0- 0	0- 0	1- 0			
4- 1	0- 1	0- 0	AWAY	2- 0	1- 0	1- 0			
1- 0	0- 0	0- 0	NEUTRAL	0- 0	0- 0	1- 0			
0- 0	0- 0	0- 0	CONFERENCE	0- 0	0- 0	0- 0			
0- 0	0- 0	0- 0	HOME	0- 0	0- 0	0- 0			
0- 0	0- 0	0- 0	AWAY	0- 0	0- 0	0- 0			
0- 0	0- 0	0- 0	NEUTRAL	0- 0	0- 0	0- 0			

RPI 1-25				RPI 26-50				RPI 51-100				RPI 101+			
RPI	S	Opponent	Score	RPI	S	Opponent	Score	RPI	S	Opponent	Score	RPI	S	Opponent	Score
5	H	Iowa St.	64 59	30	H	Green Bay	55 49	74	A	Montana	64 41	114	A	Creighton	77 65
8	A	Drake	64 76					77	A	Missouri	74 61	225	A	Missouri St.	85 74
												248	N	Wichita St.	73 64
												293	H	Incarnate Word	96 43
LAST 12 Division I GAMES:															
77	A	Missouri	74 61	5	H	Iowa St.	64 59	74	A	Montana	64 41				
225	A	Missouri St.	85 74	248	N	Wichita St.	73 64	8	A	Drake	64 76				
30	H	Green Bay	55 49					293	H	Incarnate Word	96 43				
								114	A	Creighton	77 65				

Non-Div I Games:      Bellevue      79 40      St. Mary (NE)      112 52

South Dakota

Average RPI	Win: 109	WON-LOST	WINNING	LAST 10	STRENGTH OF	OPP. STRENGTH	TEAM	ADJ.	CONF.	ADJ CONF.
Average RPI	Loss: 29	RECORD	PCT. RANK	GAMES	SCHEDULE	OF SCHEDULE	RPI	RPI	RPI	RPI
DIV. I ONLY	7- 4	106	1- 0	20	43	31	31	13	13	
DIV. I NON-CONF.	7- 4	106	1- 0	20	43	31	31	13	13	
-----										
TOTALS	RPI 1-25	RPI 26-50	W-L RECORDS	RPI 51-100	RPI 101-150	RPI 150+				
7- 4	1- 3	2- 0	OVERALL	1- 1	2- 0	1- 0				
5- 1	1- 1	1- 0	HOME	1- 0	1- 0	1- 0				
2- 1	0- 1	1- 0	AWAY	0- 0	1- 0	0- 0				
0- 2	0- 1	0- 0	NEUTRAL	0- 1	0- 0	0- 0				
7- 4	1- 3	2- 0	NON-CONFERENCE	1- 1	2- 0	1- 0				
5- 1	1- 1	1- 0	HOME	1- 0	1- 0	1- 0				
2- 1	0- 1	1- 0	AWAY	0- 0	1- 0	0- 0				
0- 2	0- 1	0- 0	NEUTRAL	0- 1	0- 0	0- 0				
0- 0	0- 0	0- 0	CONFERENCE	0- 0	0- 0	0- 0				
0- 0	0- 0	0- 0	HOME	0- 0	0- 0	0- 0				
0- 0	0- 0	0- 0	AWAY	0- 0	0- 0	0- 0				
0- 0	0- 0	0- 0	NEUTRAL	0- 0	0- 0	0- 0				

RPI	S	Opponent	Score	RPI	S	Opponent	Score	RPI	S	Opponent	Score	RPI	S	Opponent	Score
6	H	Oregon	79 87	30	H	Green Bay	77 47	89	H	FGCU	80 62	114	H	Creighton	74 48
7	A	Marquette	52 91	44	A	Central Mi ch.	80 71	91	N	Buffal o	55 61	132	A	Chattanooga	71 54
8	H	Drake	80 71									346	H	Savannah St.	97 49
12	N	Baylor	66 72												
LAST 12 Division I GAMES:															
346	H	Savannah St.	97 49	12	N	Baylor	66 72	114	H	Creighton	74 48				
6	H	Oregon	79 87	44	A	Central Mi ch.	80 71	89	H	FGCU	80 62				
8	H	Drake	80 71	7	A	Marquette	52 91								
132	A	Chattanooga	71 54												
30	H	Green Bay	77 47												
91	N	Buffal o	55 61												

Non-Div I Games:

South Dakota St.

Average RPI	Win: 206	WON-LOST	WINNING	LAST 10	STRENGTH OF	OPP. STRENGTH	TEAM	ADJ.	CONF.	ADJ CONF.
Average RPI	Loss: 24	RECORD	PCT. RANK	GAMES	SCHEDULE	OF SCHEDULE	RPI	RPI	RPI	RPI
DIV. I ONLY	9- 2	41	1- 0	247	23	87	87	8	8	
DIV. I NON-CONF.	9- 2	41	1- 0	247	23	87	87	8	8	
TOTALS	RPI 1-25	RPI 26-50	W-L RECORDS	RPI 51-100	RPI 101-150	RPI 150+				
9- 2	0- 1	1- 1	OVERALL	1- 0	0- 0	7- 0				
7- 0	0- 0	0- 0	HOME	0- 0	0- 0	7- 0				
1- 0	0- 0	0- 0	AWAY	1- 0	0- 0	0- 0				
1- 2	0- 1	1- 1	NEUTRAL	0- 0	0- 0	0- 0				
9- 2	0- 1	1- 1	NON-CONFERENCE	1- 0	0- 0	7- 0				
7- 0	0- 0	0- 0	HOME	0- 0	0- 0	7- 0				
1- 0	0- 0	0- 0	AWAY	1- 0	0- 0	0- 0				
1- 2	0- 1	1- 1	NEUTRAL	0- 0	0- 0	0- 0				
0- 0	0- 0	0- 0	CONFERENCE	0- 0	0- 0	0- 0				
0- 0	0- 0	0- 0	HOME	0- 0	0- 0	0- 0				
0- 0	0- 0	0- 0	AWAY	0- 0	0- 0	0- 0				
0- 0	0- 0	0- 0	NEUTRAL	0- 0	0- 0	0- 0				

RPI	S	Opponent	Score	RPI	S	Opponent	Score	RPI	S	Opponent	Score	RPI	S	Opponent	Score
11	N	Kentucky	63 85	28	N	UCLA	60 56	76	A	Ohio St.	71 47	193	H	Oklahoma	87 70
				36	N	North Carolina	69 71					217	H	George Washington	63 30
												224	H	Bethune-Cookman	88 39
												241	H	Grambling	67 50
												275	H	Vermont	102 55
												277	H	New Hampshire	79 36
												323	H	Albany (NY)	74 37
LAST 12 Division I GAMES:															
241	H	Grambling	67 50	275	H	Vermont	102 55	193	H	Oklahoma	87 70				
217	H	George Washington	63 30					224	H	Bethune-Cookman	88 39				
277	H	New Hampshire	79 36					323	H	Albany (NY)	74 37				
28	N	UCLA	60 56	76	A	Ohio St.	71 47								
36	N	North Carolina	69 71												
11	N	Kentucky	63 85												

Non-Div I Games:

South Fla.

Average RPI Win:	315	WON-LOST	WINNING	LAST 10	STRENGTH OF	OPP. STRENGTH	TEAM	ADJ.	CONF.	ADJ CONF.
Average RPI Loss:	136	RECORD	PCT. RANK	GAMES	SCHEDULE	OF SCHEDULE	RPI	RPI	RPI	RPI

DIV. I ONLY	3- 6	237	0- 1	144	327	222	222	20	20
DIV. I NON-CONF.	3- 6	237	0- 1	144	327	222	222	20	20
TOTALS	RPI 1-25	RPI 26-50	W-L RECORDS	RPI 51-100	RPI 101-150	RPI 150+			
3- 6	0- 1	0- 0	OVERALL	0- 0	0- 3	3- 2			
1- 1	0- 0	0- 0	HOME	0- 0	0- 1	1- 0			
2- 4	0- 1	0- 0	AWAY	0- 0	0- 1	2- 2			
0- 1	0- 0	0- 0	NEUTRAL	0- 0	0- 1	0- 0			
3- 6	0- 1	0- 0	NON-CONFERENCE	0- 0	0- 3	3- 2			
1- 1	0- 0	0- 0	HOME	0- 0	0- 1	1- 0			
2- 4	0- 1	0- 0	AWAY	0- 0	0- 1	2- 2			
0- 1	0- 0	0- 0	NEUTRAL	0- 0	0- 1	0- 0			
0- 0	0- 0	0- 0	CONFERENCE	0- 0	0- 0	0- 0			
0- 0	0- 0	0- 0	HOME	0- 0	0- 0	0- 0			
0- 0	0- 0	0- 0	AWAY	0- 0	0- 0	0- 0			
0- 0	0- 0	0- 0	NEUTRAL	0- 0	0- 0	0- 0			

RPI 1-25				RPI 26-50				RPI 51-100				RPI 101+				Team's RPI: 222	
RPI	S	Opponent	Score	RPI	S	Opponent	Score	RPI	S	Opponent	Score	RPI	S	Opponent	Score		
19	A	Mississippi St.	53 88									106	H	Indiana St.	51 62		
												125	A	Bradley	79 85		
												144	N	North Ala.	67 80		
												168	A	Southern Ill.	40 60		
												253	A	Memphis	57 69		
												267	H	Western Ill.	81 71		
												329	A	NJIT	68 58		
												348	A	Evansville	54 50		
LAST 12 Division I GAMES:																	
												106	H	Indiana St.	51 62		
												329	A	NJIT	68 58		
												144	N	North Ala.	67 80		
												267	H	Western Ill.	81 71		
												168	A	Southern Ill.	40 60		
												125	A	Bradley	79 85		
												253	A	Memphis	57 69		
												348	A	Evansville	54 50		
												19	A	Mississippi St.	53 88		

Non-Div I Games: Ill.-Springfield 82 46

Southeast Mo. St.

Average RPI	Win:	287	WON-LOST	WINNING	LAST 10	STRENGTH OF	OPP. STRENGTH	TEAM	ADJ.	CONF.	ADJ CONF.
Average RPI	Loss:	145	RECORD	PCT. RANK	GAMES	SCHEDULE	OF SCHEDULE	RPI	RPI	RPI	RPI
DIV. I ONLY		4- 3		135	1- 0	299	258	181	181	24	24
DIV. I NON-CONF.		4- 3		135	1- 0	299	258	181	181	24	24
-----											
TOTALS	RPI 1-25		RPI 26-50		W-L RECORDS	RPI 51-100		RPI 101-150		RPI 150+	
4- 3	0- 0		0- 0		OVERALL	0- 1		0- 1		4- 1	
1- 0	0- 0		0- 0		HOME	0- 0		0- 0		1- 0	
3- 3	0- 0		0- 0		AWAY	0- 1		0- 1		3- 1	
0- 0	0- 0		0- 0		NEUTRAL	0- 0		0- 0		0- 0	
4- 3	0- 0		0- 0		NON-CONFERENCE	0- 1		0- 1		4- 1	
1- 0	0- 0		0- 0		HOME	0- 0		0- 0		1- 0	
3- 3	0- 0		0- 0		AWAY	0- 1		0- 1		3- 1	
0- 0	0- 0		0- 0		NEUTRAL	0- 0		0- 0		0- 0	
0- 0	0- 0		0- 0		CONFERENCE	0- 0		0- 0		0- 0	
0- 0	0- 0		0- 0		HOME	0- 0		0- 0		0- 0	
0- 0	0- 0		0- 0		AWAY	0- 0		0- 0		0- 0	
0- 0	0- 0		0- 0		NEUTRAL	0- 0		0- 0		0- 0	

RPI 1-25				RPI 26-50				RPI 51-100				RPI 101+ Team's RPI : 181					
RPI	S	Opponent	Score	RPI	S	Opponent	Score	RPI	S	Opponent	Score	RPI	S	Opponent	Score		
								65	A	Louisiana Tech	53	72	115	A	Alabama	40	88
													199	A	SMU	63	62
													255	A	Alabama A&M	48	51
													278	H	La. -Monroe	49	42
													320	A	Jackson St.	50	45
													350	A	Alcorn	77	59
LAST 12 Division I GAMES:																	
350	A	Alcorn	77	59	278	H	La. -Monroe	49	42	255	A	Alabama A&M	48	51			
115	A	Alabama	40	88	65	A	Louisiana Tech	53	72	320	A	Jackson St.	50	45			
					199	A	SMU	63	62								

Non-Div I Games: Mobile 70 57 Xavier (LA) 47 59

Southeastern La.

Average RPI Win: 179		WON-LOST RECORD	WINNING PCT. RANK	LAST 10 GAMES	STRENGTH OF SCHEDULE	OPP. STRENGTH OF SCHEDULE	TEAM RPI	ADJ. RPI	CONF. RPI	ADJ. CONF. RPI
Average RPI Loss: 0										
DIV. I ONLY		9- 0	1	1- 0	316	12	53	53	2	2
DIV. I NON-CONF.		9- 0	1	1- 0	316	12	53	53	2	2
TOTALS		RPI 1-25	RPI 26-50	W-L RECORDS		RPI 51-100	RPI 101-150	RPI 150+		
9- 0	0- 0		0- 0	OVERALL		1- 0	3- 0	5- 0		
5- 0	0- 0		0- 0	HOME		1- 0	2- 0	2- 0		
3- 0	0- 0		0- 0	AWAY		0- 0	0- 0	3- 0		
1- 0	0- 0		0- 0	NEUTRAL		0- 0	1- 0	0- 0		
9- 0	0- 0		0- 0	NON-CONFERENCE		1- 0	3- 0	5- 0		
5- 0	0- 0		0- 0	HOME		1- 0	2- 0	2- 0		
3- 0	0- 0		0- 0	AWAY		0- 0	0- 0	3- 0		
1- 0	0- 0		0- 0	NEUTRAL		0- 0	1- 0	0- 0		
0- 0	0- 0		0- 0	CONFERENCE		0- 0	0- 0	0- 0		
0- 0	0- 0		0- 0	HOME		0- 0	0- 0	0- 0		
0- 0	0- 0		0- 0	AWAY		0- 0	0- 0	0- 0		
0- 0	0- 0		0- 0	NEUTRAL		0- 0	0- 0	0- 0		

[illegible]

Non-Div I Games:

Southern California

Average RPI	Win:	202	WON-LOST	WINNING	LAST 10	STRENGTH OF	OPP. STRENGTH	TEAM	ADJ.	CONF.	ADJ CONF.
Average RPI	Loss:	128	RECORD	PCT. RANK	GAMES	SCHEDULE	OF SCHEDULE	RPI	RPI	RPI	RPI
DIV. I ONLY		5- 4		140	1- 0	198	147	168	168	15	15
DIV. I NON-CONF.		5- 4		140	1- 0	198	147	168	168	15	15
-----											
TOTALS	RPI 1-25		RPI 26-50		W-L RECORDS	RPI 51-100		RPI 101-150		RPI 150+	
5- 4	0- 0		0- 1		OVERALL	0- 1		2- 0		3- 2	
4- 0	0- 0		0- 0		HOME	0- 0		1- 0		3- 0	
0- 3	0- 0		0- 0		AWAY	0- 1		0- 0		0- 2	
1- 1	0- 0		0- 1		NEUTRAL	0- 0		1- 0		0- 0	
5- 4	0- 0		0- 1		NON-CONFERENCE	0- 1		2- 0		3- 2	
4- 0	0- 0		0- 0		HOME	0- 0		1- 0		3- 0	
0- 3	0- 0		0- 0		AWAY	0- 1		0- 0		0- 2	
1- 1	0- 0		0- 1		NEUTRAL	0- 0		1- 0		0- 0	
0- 0	0- 0		0- 0		CONFERENCE	0- 0		0- 0		0- 0	
0- 0	0- 0		0- 0		HOME	0- 0		0- 0		0- 0	
0- 0	0- 0		0- 0		AWAY	0- 0		0- 0		0- 0	
0- 0	0- 0		0- 0		NEUTRAL	0- 0		0- 0		0- 0	

RPI 1-25				RPI 26-50				RPI 51-100				RPI 101+ Team's RPI: 168			
RPI	S	Opponent	Score	RPI	S	Opponent	Score	RPI	S	Opponent	Score	RPI	S	Opponent	Score
				26	N	Arizona St.	38 82	66	A	UT Martin	94 95	112	H	Northern Ill.	82 73
												119	N	Hartford	72 50
												207	A	Western Ky.	76 83
												214	A	Saint Louis	58 62
												222	H	Southeast Mo. St.	60 40
												246	H	Eastern Ill.	73 59
												310	H	Marshall	58 49
LAST 12 Division I GAMES:															
				112	H	Northern Ill.	82 73	246	H	Eastern Ill.	73 59				
				214	A	Saint Louis	58 62	222	H	Southeast Mo. St.	60 40				
				26	N	Arizona St.	38 82	66	A	UT Martin	94 95				
				119	N	Hartford	72 50								
				207	A	Western Ky.	76 83								
				310	H	Marshall	58 49								

Non-Div I Games:

Southern Ill.



Average RPI Win:	290	WON-LOST	WINNING	LAST 10	STRENGTH OF	OPP. STRENGTH	TEAM	ADJ.	CONF.	ADJ CONF.
Average RPI Loss:	104	RECORD	PCT. RANK	GAMES	SCHEDULE	OF SCHEDULE	RPI	RPI	RPI	RPI
DIV. I ONLY	5- 4	140	0- 1	296	236	273	273	18	18	
DIV. I NON-CONF.	5- 4	140	0- 1	296	236	273	273	18	18	
-----										
TOTALS	RPI 1-25	RPI 26-50	W-L RECORDS	RPI 51-100	RPI 101-150	RPI 150+				
5- 4	0- 1	0- 1	OVERALL	0- 0	0- 1	5- 1				
5- 2	0- 1	0- 0	HOME	0- 0	0- 0	5- 1				
0- 2	0- 0	0- 1	AWAY	0- 0	0- 1	0- 0				
0- 0	0- 0	0- 0	NEUTRAL	0- 0	0- 0	0- 0				
5- 4	0- 1	0- 1	NON-CONFERENCE	0- 0	0- 1	5- 1				
5- 2	0- 1	0- 0	HOME	0- 0	0- 0	5- 1				
0- 2	0- 0	0- 1	AWAY	0- 0	0- 1	0- 0				
0- 0	0- 0	0- 0	NEUTRAL	0- 0	0- 0	0- 0				
0- 0	0- 0	0- 0	CONFERENCE	0- 0	0- 0	0- 0				
0- 0	0- 0	0- 0	HOME	0- 0	0- 0	0- 0				
0- 0	0- 0	0- 0	AWAY	0- 0	0- 0	0- 0				
0- 0	0- 0	0- 0	NEUTRAL	0- 0	0- 0	0- 0				

RPI 1-25				RPI 26-50				RPI 51-100				RPI 101+ Team's RPI: 273			
RPI	S	Opponent	Score	RPI	S	Opponent	Score	RPI	S	Opponent	Score	RPI	S	Opponent	Score
19	H	Mississippi St.	42 86	37	A	Tulane	54 71					147	A	South Alabama	68 77
												212	H	Sam Houston St.	61 65
												241	H	Grambling	68 47
												254	H	Samford	76 40
												266	H	Mississippi Val.	67 60
												340	H	Northwestern St.	69 54
												350	H	Alcorn	66 47
LAST 12 Division I GAMES:															
212	H	Sam Houston St.	61 65	19	H	Mississippi St.	42 86	350	H	Alcorn	66 47				
266	H	Mississippi Val.	67 60	37	A	Tulane	54 71	340	H	Northwestern St.	69 54				
254	H	Samford	76 40												
147	A	South Alabama	68 77												
241	H	Grambling	68 47												

Non-Div I Games: William Carey 74 48

Southern Miss.

Average RPI		Win: 0	WON-LOST RECORD	WINNING PCT. RANK	LAST 10 GAMES	STRENGTH OF SCHEDULE	OPP. STRENGTH OF SCHEDULE	TEAM RPI	ADJ. RPI	CONF. RPI	ADJ CONF. RPI
Loss: 51											
DIV. I ONLY			0- 5	330	0- 0	1	227	84	84	28	28
DIV. I NON-CONF.			0- 5	330	0- 0	1	227	84	84	28	28
TOTALS		RPI 1-25		RPI 26-50		W-L RECORDS	RPI 51-100	RPI 101-150		RPI 150+	
0- 5	0- 2			0- 1		OVERALL	0- 1	0- 1		0- 0	
0- 1	0- 0			0- 0		HOME	0- 0	0- 1		0- 0	
0- 4	0- 2			0- 1		AWAY	0- 1	0- 0		0- 0	
0- 0	0- 0			0- 0		NEUTRAL	0- 0	0- 0		0- 0	
0- 5	0- 2			0- 1		NON-CONFERENCE	0- 1	0- 1		0- 0	
0- 1	0- 0			0- 0		HOME	0- 0	0- 1		0- 0	
0- 4	0- 2			0- 1		AWAY	0- 1	0- 0		0- 0	
0- 0	0- 0			0- 0		NEUTRAL	0- 0	0- 0		0- 0	
0- 0	0- 0			0- 0		CONFERENCE	0- 0	0- 0		0- 0	
0- 0	0- 0			0- 0		HOME	0- 0	0- 0		0- 0	
0- 0	0- 0			0- 0		AWAY	0- 0	0- 0		0- 0	
0- 0	0- 0			0- 0		NEUTRAL	0- 0	0- 0		0- 0	

RPI 1-25					RPI 26-50					RPI 51-100					RPI 101+				
RPI	S	Opponent	Score		RPI	S	Opponent	Score		RPI	S	Opponent	Score		RPI	S	Opponent	Score	
11	A	Kentucky	41	91	26	A	Ari zona St.	47	69	57	A	TCU	40	69	147	H	South Al abama	49	53
12	A	Bayl or	49	94															
LAST 12 Di vi sion I GAMES:																			
					57	A	TCU	40	69	26	A	Ari zona St.	47	69					
										147	H	South Al abama	49	53					
										12	A	Bayl or	49	94					
										11	A	Kentucky	41	91					

Non-Div I Games:	Dillard	61	63	Louisiana Col.	77	53	Wiley	89	58	Millsaps	71	36	Southern U.
------------------	---------	----	----	----------------	----	----	-------	----	----	----------	----	----	-------------

Average RPI Win:	183	WON-LOST	WINNING	LAST 10	STRENGTH OF	OPP. STRENGTH	TEAM	ADJ.	CONF.	ADJ CONF.
Average RPI Loss:	135	RECORD	PCT. RANK	GAMES	SCHEDULE	OF SCHEDULE	RPI	RPI	RPI	RPI
DIV. I ONLY	3- 5	223	0- 1	133	183	223	223	11	11	
DIV. I NON-CONF.	3- 5	223	0- 1	133	183	223	223	11	11	
-----										
TOTALS	RPI 1-25	RPI 26-50	W-L RECORDS	RPI 51-100	RPI 101-150	RPI 150+				
3- 5	0- 0	0- 0	OVERALL	1- 1	0- 1	2- 3				
3- 1	0- 0	0- 0	HOME	1- 0	0- 1	2- 0				
0- 4	0- 0	0- 0	AWAY	0- 1	0- 0	0- 3				
0- 0	0- 0	0- 0	NEUTRAL	0- 0	0- 0	0- 0				
3- 5	0- 0	0- 0	NON-CONFERENCE	1- 1	0- 1	2- 3				
3- 1	0- 0	0- 0	HOME	1- 0	0- 1	2- 0				
0- 4	0- 0	0- 0	AWAY	0- 1	0- 0	0- 3				
0- 0	0- 0	0- 0	NEUTRAL	0- 0	0- 0	0- 0				
0- 0	0- 0	0- 0	CONFERENCE	0- 0	0- 0	0- 0				
0- 0	0- 0	0- 0	HOME	0- 0	0- 0	0- 0				
0- 0	0- 0	0- 0	AWAY	0- 0	0- 0	0- 0				
0- 0	0- 0	0- 0	NEUTRAL	0- 0	0- 0	0- 0				

RPI 1-25				RPI 26-50				RPI 51-100				RPI 101+ Team' s RPI : 223			
RPI	S	Opponent	Score	RPI	S	Opponent	Score	RPI	S	Opponent	Score	RPI	S	Opponent	Score
								80	H	BYU	67 64	103	H	Denver	70 71
								86	A	UC Davi s	45 68	152	A	Oral Roberts	59 64
												153	A	UC Irvi ne	58 75
												174	H	San Di ego	69 59
												183	A	UC Ri versi de	50 56
												295	H	Utah Valley	60 59
LAST 12 Di vi si on I GAMES:															
295	H	Utah Valley	60 59	183	A	UC Ri versi de	50 56								
152	A	Oral Roberts	59 64	103	H	Denver	70 71								
80	H	BYU	67 64												
86	A	UC Davi s	45 68												
153	A	UC Irvi ne	58 75												
174	H	San Di ego	69 59												

Non-Div I Games:

Southern Utah

Average RPI Win: 295		WON-LOST	WINNING	LAST 10	STRENGTH OF		OPP. STRENGTH	TEAM	ADJ.	CONF.	ADJ CONF.
Average RPI Loss: 134		RECORD	PCT. RANK	GAMES	SCHEDULE		OF SCHEDULE	RPI	RPI	RPI	RPI
DIV. I ONLY		3- 8	266	0- 1	109		301	245	245	16	16
DIV. I NON-CONF.		3- 8	266	0- 1	109		301	245	245	16	16
-----											
TOTALS		RPI 1-25	RPI 26-50		W-L RECORDS		RPI 51-100	RPI 101-150	RPI 150+		
3- 8		0- 0	0- 1		OVERALL		0- 1	0- 4	3- 2		
2- 3		0- 0	0- 1		HOME		0- 0	0- 1	2- 1		
1- 4		0- 0	0- 0		AWAY		0- 0	0- 3	1- 1		
0- 1		0- 0	0- 0		NEUTRAL		0- 1	0- 0	0- 0		
3- 8		0- 0	0- 1		NON-CONFERENCE		0- 1	0- 4	3- 2		
2- 3		0- 0	0- 1		HOME		0- 0	0- 1	2- 1		
1- 4		0- 0	0- 0		AWAY		0- 0	0- 3	1- 1		
0- 1		0- 0	0- 0		NEUTRAL		0- 1	0- 0	0- 0		
0- 0		0- 0	0- 0		CONFERENCE		0- 0	0- 0	0- 0		
0- 0		0- 0	0- 0		HOME		0- 0	0- 0	0- 0		
0- 0		0- 0	0- 0		AWAY		0- 0	0- 0	0- 0		
0- 0		0- 0	0- 0		NEUTRAL		0- 0	0- 0	0- 0		

RPI 1-25				RPI 26-50				RPI 51-100				RPI 101+				Team's RPI: 245
RPI	S	Opponent	Score	RPI	S	Opponent	Score	RPI	S	Opponent	Score	RPI	S	Opponent	Score	
				48	H	Bucknel I	46 77	62	N	Ohio	53 70	102	A	Penn St.	65 80	
												103	A	Denver	62 76	
												134	A	Georgi a	40 67	
												138	H	Kent St.	64 76	
												230	A	Akron	58 67	
												257	H	Hofstra	59 67	
												264	H	Si ena	74 58	
												292	A	Ni agara	76 48	
												330	H	Cani si us	100 94	
LAST 12 Division I GAMES:																
				62	N	Ohio	53 70	138	H	Kent St.	64 76					
				257	H	Hofstra	59 67	102	A	Penn St.	65 80					
				330	H	Cani si us	100 94	264	H	Si ena	74 58					
				134	A	Georgi a	40 67	230	A	Akron	58 67					
				292	A	Ni agara	76 48	48	H	Bucknel I	46 77					
								103	A	Denver	62 76					

Non-Div I Games:

St. Bonaventure

Average RPI Win:

291

Average RPI Loss:

260

WON-LOST

RECORD

WINNING

PCT. RANK

LAST 10

GAMES

STRENGTH OF

SCHEDULE

OPP. STRENGTH

OF SCHEDULE

TEAM

RPI

ADJ.

RPI

CONF.

RPI

ADJ CONF.

RPI

DIV. I ONLY  
DIV. I NON-CONF.5- 4  
5- 4140  
1400- 1  
0- 1337  
337298  
298290  
290290  
29031  
3131  
31

TOTALS

RPI 1-25

RPI 26-50

W-L RECORDS

RPI 51-100

RPI 101-150

RPI 150+

5- 4

0- 0

0- 0

OVERALL

0- 1

0- 0

5- 3

2- 1

0- 0

0- 0

HOME

0- 0

0- 0

2- 1

2- 2

0- 0

0- 0

AWAY

0- 1

0- 0

2- 1

1- 1

0- 0

0- 0

NEUTRAL

0- 0

0- 0

1- 1

5- 4

0- 0

0- 0

NON-CONFERENCE

0- 1

0- 0

5- 3

2- 1

0- 0

0- 0

HOME

0- 0

0- 0

2- 1

2- 2

0- 0

0- 0

AWAY

0- 1

0- 0

2- 1

1- 1

0- 0

0- 0

NEUTRAL

0- 0

0- 0

1- 1

0- 0

0- 0

0- 0

CONFERENCE

0- 0

0- 0

0- 0

0- 0

0- 0

0- 0

HOME

0- 0

0- 0

0- 0

0- 0

0- 0

0- 0

AWAY

0- 0

0- 0

0- 0

0- 0

0- 0

0- 0

NEUTRAL

0- 0

0- 0

0- 0

RPI 1-25

RPI 26-50

RPI 51-100

RPI 101+

Team's RPI: 290

RPI S Opponent Score

RPI S Opponent Score

RPI S Opponent Score

RPI S Opponent Score

RPI S Opponent Score

RPI S Opponent Score

RPI S Opponent Score

RPI S Opponent Score

RPI S Opponent Score

RPI S Opponent Score

RPI S Opponent Score

RPI S Opponent Score

RPI S Opponent Score

RPI S Opponent Score

RPI S Opponent Score

RPI S Opponent Score

RPI S Opponent Score

RPI S Opponent Score

RPI S Opponent Score

RPI S Opponent Score

RPI S Opponent Score

RPI S Opponent Score

RPI S Opponent Score

RPI S Opponent Score

RPI S Opponent Score

RPI S Opponent Score

RPI S Opponent Score

RPI S Opponent Score

RPI S Opponent Score

RPI S Opponent Score

RPI S Opponent Score

RPI S Opponent Score

RPI S Opponent Score

RPI S Opponent Score

RPI S Opponent Score

RPI S Opponent Score

RPI S Opponent Score

RPI S Opponent Score

RPI S Opponent Score

RPI S Opponent Score

RPI S Opponent Score

RPI S Opponent Score

RPI S Opponent Score

RPI S Opponent Score

RPI S Opponent Score

RPI S Opponent Score

RPI S Opponent Score

RPI S Opponent Score

RPI S Opponent Score

RPI S Opponent Score

RPI S Opponent Score

RPI S Opponent Score

RPI S Opponent Score

RPI S Opponent Score

RPI S Opponent Score

RPI S Opponent Score

RPI S Opponent Score

RPI S Opponent Score

RPI S Opponent Score

RPI S Opponent Score

RPI S Opponent Score

RPI S Opponent Score

RPI S Opponent Score

RPI S Opponent Score

RPI S Opponent Score

RPI S Opponent Score

RPI S Opponent Score

RPI S Opponent Score

RPI S Opponent Score

RPI S Opponent Score

RPI S Opponent Score

RPI S Opponent Score

RPI S Opponent Score

RPI S Opponent Score

RPI S Opponent Score

RPI S Opponent Score

RPI S Opponent Score

RPI S Opponent Score

RPI S Opponent Score

RPI S Opponent Score

RPI S Opponent Score

RPI S Opponent Score

RPI S Opponent Score

RPI S Opponent Score

RPI S Opponent Score

RPI S Opponent Score

RPI S Opponent Score

RPI S Opponent Score

RPI S Opponent Score

RPI S Opponent Score

RPI S Opponent Score

RPI S Opponent Score

RPI S Opponent Score

RPI S Opponent Score

RPI S Opponent Score

RPI S Opponent Score

RPI S Opponent Score

RPI S Opponent Score

RPI S Opponent Score

RPI S Opponent Score

RPI S Opponent Score

RPI S Opponent Score

RPI S Opponent Score

RPI S Opponent Score

RPI S Opponent Score

RPI S Opponent Score

RPI S Opponent Score

RPI S Opponent Score

RPI S Opponent Score

RPI S Opponent Score

RPI S Opponent Score

RPI S Opponent Score

RPI S Opponent Score

RPI S Opponent Score

RPI S Opponent Score

RPI S Opponent Score

RPI S Opponent Score

RPI S Opponent Score

RPI S Opponent Score

RPI S Opponent Score

RPI S Opponent Score

RPI S Opponent Score

RPI S Opponent Score

RPI S Opponent Score

RPI S Opponent Score

RPI S Opponent Score

RPI S Opponent Score

RPI S Opponent Score

RPI S Opponent Score

RPI S Opponent Score

RPI S Opponent Score

RPI S Opponent Score

RPI S Opponent Score

RPI S Opponent Score

RPI S Opponent Score

RPI S Opponent Score

RPI S Opponent Score

RPI S Opponent Score

RPI S Opponent Score

RPI S Opponent Score

RPI S Opponent Score

RPI S Opponent Score

RPI S Opponent Score

RPI S Opponent Score

RPI S Opponent Score

RPI S Opponent Score

RPI S Opponent Score

RPI S Opponent Score

RPI S Opponent Score

RPI S Opponent Score

RPI S Opponent Score

RPI S Opponent Score

LAST 12 Division I GAMES:

323 H Albany (NY) 60 67  
 334 N Chicago St. 110 73  
 341 H Manhattan 73 65

281 H Saint Peter's 74 70  
 322 A Loyola Maryland 75 70  
 306 A Army West Point 57 69  
 100 A Seton Hall 77 100  
 177 A Morehead St. 101 94  
 309 N Valparaiso 76 78

Non-Div I Games:

Mercy

102 51

St. Francis Brooklyn

Average RPI	Win:	234	WON-LOST	WINNING	LAST 10	STRENGTH OF	OPP. STRENGTH	TEAM	ADJ.	CONF.	ADJ CONF.
Average RPI	Loss:	30	RECORD	PCT. RANK	GAMES	SCHEDULE	OF SCHEDULE	RPI	RPI	RPI	RPI
DIV. I ONLY		7- 3		87	1- 0	183	61	83	83	4	4
DIV. I NON-CONF.		7- 3		87	1- 0	183	61	83	83	4	4
-----											
TOTALS	RPI 1-25		RPI 26-50		W-L RECORDS	RPI 51-100		RPI 101-150		RPI 150+	
7- 3	0- 2		0- 0		OVERALL	1- 1		1- 0		5- 0	
2- 1	0- 1		0- 0		HOME	0- 0		1- 0		1- 0	
3- 1	0- 0		0- 0		AWAY	0- 1		0- 0		3- 0	
2- 1	0- 1		0- 0		NEUTRAL	1- 0		0- 0		1- 0	
7- 3	0- 2		0- 0		NON-CONFERENCE	1- 1		1- 0		5- 0	
2- 1	0- 1		0- 0		HOME	0- 0		1- 0		1- 0	
3- 1	0- 0		0- 0		AWAY	0- 1		0- 0		3- 0	
2- 1	0- 1		0- 0		NEUTRAL	1- 0		0- 0		1- 0	
0- 0	0- 0		0- 0		CONFERENCE	0- 0		0- 0		0- 0	
0- 0	0- 0		0- 0		HOME	0- 0		0- 0		0- 0	
0- 0	0- 0		0- 0		AWAY	0- 0		0- 0		0- 0	
0- 0	0- 0		0- 0		NEUTRAL	0- 0		0- 0		0- 0	

RPI 1-25				RPI 26-50				RPI 51-100 Team's RPI: 83				RPI 101+			
RPI	S	Opponent	Score	RPI	S	Opponent	Score	RPI	S	Opponent	Score	RPI	S	Opponent	Score
2	N	UConn	55 65					68	A	Wake Forest	59 64	120	H	Yale	56 52
21	H	Florida St.	53 57					93	N	Purdue	68 62	234	N	Ole Miss	64 59
												251	A	Iona	61 35
												298	A	La Salle	83 57
												306	A	Army West Point	60 49
												338	H	Delaware St.	82 44
-----															
LAST 12 Division I GAMES:															
298	A	La Salle	83 57	338	H	Delaware St.	82 44								
21	H	Florida St.	53 57	234	N	Ole Miss	64 59								
120	H	Yale	56 52	2	N	UConn	55 65								
68	A	Wake Forest	59 64	93	N	Purdue	68 62								
				306	A	Army West Point	60 49								
				251	A	Iona	61 35								

Non-Div I Games:

St. John's (NY)

Average RPI Win: 150

Average RPI Loss: 20

WON-LOST  
RECORDWINNING  
PCT. RANKLAST 10  
GAMESSTRENGTH OF  
SCHEDULEOPP. STRENGTH  
OF SCHEDULETEAM  
RPIADJ.  
RPICONF.  
RPIADJ CONF.  
RPIDIV. I ONLY  
DIV. I NON-CONF.7- 1  
7- 134  
341- 0  
1- 038  
38146  
14610  
1010  
102  
22  
2

TOTALS

RPI 1-25

RPI 26-50

W-L RECORDS

RPI 51-100

RPI 101-150

RPI 150+

7- 1 1- 1  
4- 0 1- 0  
1- 1 0- 1  
2- 0 0- 00- 0  
0- 0  
0- 0  
0- 0OVERALL  
HOME  
AWAY  
NEUTRAL2- 0  
1- 0  
0- 0  
1- 01- 0  
0- 0  
0- 0  
1- 03- 0  
2- 0  
1- 0  
0- 07- 1 1- 1  
4- 0 1- 0  
1- 1 0- 1  
2- 0 0- 00- 0  
0- 0  
0- 0  
0- 0NON-CONFERENCE  
HOME  
AWAY  
NEUTRAL2- 0  
1- 0  
0- 0  
1- 01- 0  
0- 0  
0- 0  
1- 03- 0  
2- 0  
1- 0  
0- 00- 0 0- 0  
0- 0 0- 0  
0- 0 0- 0  
0- 0 0- 00- 0  
0- 0  
0- 0  
0- 0CONFERENCE  
HOME  
AWAY  
NEUTRAL0- 0  
0- 0  
0- 0  
0- 00- 0  
0- 0  
0- 0  
0- 00- 0  
0- 0  
0- 0  
0- 0

RPI	S	Opponent	Score
12	H	Bayl or	68 63
20	A	Gonzaga	73 79

RPI	S	Opponent	Score
-----	---	----------	-------

RPI	S	Opponent	Score
86	H	UC Davi s	71 43
89	N	FGCU	88 65

RPI	S	Opponent	Score
150	N	Ameri can	71 49
190	H	Idaho	115 71
238	H	San Franci sco	96 62
284	A	Hawai i	81 59

LAST 12 Di vi si on I GAMES:

12	H	Bayl or	68 63
20	A	Gonzaga	73 79
284	A	Hawai i	81 59
150	N	Ameri can	71 49
89	N	FGCU	88 65
238	H	San Franci sco	96 62

190	H	Idaho	115 71
86	H	UC Davi s	71 43

s  
t  
a  
n  
f  
o  
r  
ds  
t  
a  
n  
f  
o  
r  
d

Non-Di v I Games:

Stanford

Loss, 
 Non-Conf, S Site, 
 H Home
A Away 
 N Neutral

Average RPI Win:	0	WON-LOST	WINNING	LAST 10	STRENGTH OF	OPP. STRENGTH	TEAM	ADJ.	CONF.	ADJ CONF.
Average RPI Loss:	108	RECORD	PCT. RANK	GAMES	SCHEDULE	OF SCHEDULE	RPI	RPI	RPI	RPI
DIV. I ONLY	0- 8	330	0- 1	15	173	233	233	25	25	
DIV. I NON-CONF.	0- 8	330	0- 1	15	173	233	233	25	25	
-----										
TOTALS	RPI 1-25	RPI 26-50	W-L RECORDS	RPI 51-100	RPI 101-150	RPI 150+				
0- 8	0- 2	0- 0	OVERALL	0- 1	0- 3	0- 2				
0- 1	0- 1	0- 0	HOME	0- 0	0- 0	0- 0				
0- 4	0- 1	0- 0	AWAY	0- 1	0- 1	0- 1				
0- 3	0- 0	0- 0	NEUTRAL	0- 0	0- 2	0- 1				
0- 8	0- 2	0- 0	NON-CONFERENCE	0- 1	0- 3	0- 2				
0- 1	0- 1	0- 0	HOME	0- 0	0- 0	0- 0				
0- 4	0- 1	0- 0	AWAY	0- 1	0- 1	0- 1				
0- 3	0- 0	0- 0	NEUTRAL	0- 0	0- 2	0- 1				
0- 0	0- 0	0- 0	CONFERENCE	0- 0	0- 0	0- 0				
0- 0	0- 0	0- 0	HOME	0- 0	0- 0	0- 0				
0- 0	0- 0	0- 0	AWAY	0- 0	0- 0	0- 0				
0- 0	0- 0	0- 0	NEUTRAL	0- 0	0- 0	0- 0				

RPI 1-25				RPI 26-50				RPI 51-100				RPI 101+ Team's RPI: 233			
RPI	S	Opponent	Score	RPI	S	Opponent	Score	RPI	S	Opponent	Score	RPI	S	Opponent	Score
13	A	Tennessee	55 65					56	A	Texas	46 65	105	N	Wright St.	44 57
18	H	UCF	55 78									115	A	Al abama	47 59
												133	N	Marist	69 76
												165	A	Tul sa	54 55
												257	N	Hofstra	50 53
LAST 12 Division I GAMES:															
105	N	Wright St.	44 57	56	A	Texas	46 65	13	A	Tennessee	55 65				
133	N	Marist	69 76					115	A	Al abama	47 59				
18	H	UCF	55 78					257	N	Hofstra	50 53				
165	A	Tul sa	54 55												

Non-Div I Games: Webber Int'l 80 52

Stetson



Average RPI Win:	259	WON-LOST	WINNING	LAST 10	STRENGTH OF	OPP. STRENGTH	TEAM	ADJ.	CONF.	ADJ CONF.
Average RPI Loss:	59	RECORD	PCT. RANK	GAMES	SCHEDULE	OF SCHEDULE	RPI	RPI	RPI	RPI

DIV. I ONLY	9- 1	21	1- 0	312	191	109	109	22	22
DIV. I NON-CONF.	9- 1	21	1- 0	312	191	109	109	22	22
-----									
TOTALS	RPI 1-25	RPI 26-50	W-L RECORDS	RPI 51-100	RPI 101-150	RPI 150+			
9- 1	0- 0	0- 0	OVERALL	0- 1	1- 0	8- 0			
5- 0	0- 0	0- 0	HOME	0- 0	0- 0	5- 0			
4- 1	0- 0	0- 0	AWAY	0- 1	1- 0	3- 0			
0- 0	0- 0	0- 0	NEUTRAL	0- 0	0- 0	0- 0			
9- 1	0- 0	0- 0	NON-CONFERENCE	0- 1	1- 0	8- 0			
5- 0	0- 0	0- 0	HOME	0- 0	0- 0	5- 0			
4- 1	0- 0	0- 0	AWAY	0- 1	1- 0	3- 0			
0- 0	0- 0	0- 0	NEUTRAL	0- 0	0- 0	0- 0			
0- 0	0- 0	0- 0	CONFERENCE	0- 0	0- 0	0- 0			
0- 0	0- 0	0- 0	HOME	0- 0	0- 0	0- 0			
0- 0	0- 0	0- 0	AWAY	0- 0	0- 0	0- 0			
0- 0	0- 0	0- 0	NEUTRAL	0- 0	0- 0	0- 0			

RPI 1-25				RPI 26-50				RPI 51-100				RPI 101+ Team's RPI: 109			
RPI	S	Opponent	Score	RPI	S	Opponent	Score	RPI	S	Opponent	Score	RPI	S	Opponent	Score
								59	A	Rutgers	47 61	102	A	Penn St.	81 70
												211	A	Sacred Heart	73 58
												244	H	Ga. Southern	72 43
												251	A	Iona	53 51
												257	H	Hofstra	77 49
												258	H	Cornell	63 61
												328	H	Wagner	70 45
												341	A	Manhattan	79 48
												342	H	Fairleigh Dickinson	63 49
-----															
LAST 12 Division I GAMES:															
328	H	Wagner	70 45	342	H	Fairleigh Dickinson	63 49	211	A	Sacred Heart	73 58	258	H	Cornell	63 61
251	A	Iona	53 51	102	A	Penn St.	81 70	244	H	Ga. Southern	72 43	341	A	Manhattan	79 48
257	H	Hofstra	77 49												
59	A	Rutgers	47 61												

Non-Div I Games: SUNY New Paltz 87 50

Stony Brook

Average RPI Win: 149		WON-LOST	WINNING	LAST 10	STRENGTH OF		OPP. STRENGTH	TEAM	ADJ.	CONF.	ADJ CONF.
Average RPI Loss: 19		RECORD	PCT. RANK	GAMES	SCHEDULE		OF SCHEDULE	RPI	RPI	RPI	RPI
DIV. I ONLY		9- 2	41	1- 0	32		155	15	15	1	1
DIV. I NON-CONF.		9- 2	41	1- 0	32		155	15	15	1	1
-----											
TOTALS		RPI 1-25		RPI 26-50	W-L RECORDS		RPI 51-100	RPI 101-150		RPI 150+	
9- 2		0- 1		3- 1	OVERALL		1- 0	1- 0		4- 0	
6- 0		0- 0		2- 0	HOME		0- 0	0- 0		4- 0	
0- 2		0- 1		0- 1	AWAY		0- 0	0- 0		0- 0	
3- 0		0- 0		1- 0	NEUTRAL		1- 0	1- 0		0- 0	
9- 2		0- 1		3- 1	NON-CONFERENCE		1- 0	1- 0		4- 0	
6- 0		0- 0		2- 0	HOME		0- 0	0- 0		4- 0	
0- 2		0- 1		0- 1	AWAY		0- 0	0- 0		0- 0	
3- 0		0- 0		1- 0	NEUTRAL		1- 0	1- 0		0- 0	
0- 0		0- 0		0- 0	CONFERENCE		0- 0	0- 0		0- 0	
0- 0		0- 0		0- 0	HOME		0- 0	0- 0		0- 0	
0- 0		0- 0		0- 0	AWAY		0- 0	0- 0		0- 0	
0- 0		0- 0		0- 0	NEUTRAL		0- 0	0- 0		0- 0	

RPI	S	Opponent	Score	RPI	S	Opponent	Score	RPI	S	Opponent	Score	RPI	S	Opponent	Score
6	A	Oregon	73 75	32	A	Minnesota	68 72	88	N	Kansas St.	70 61	130	N	Princeton	92 61
				45	N	DePaul	83 81					185	H	North Dakota	85 49
				46	H	Texas A&M	75 65					196	H	Towson	98 55
				48	H	Bucknell	70 56					292	H	Niagara	94 45
												315	H	UMES	96 51
-----															
LAST 12 Division I GAMES:															
				292	H	Niagara	94 45					45	N	DePaul	83 81
				315	H	UMES	96 51					130	N	Princeton	92 61
				196	H	Towson	98 55					88	N	Kansas St.	70 61
				32	A	Minnesota	68 72					48	H	Bucknell	70 56
				185	H	North Dakota	85 49					46	H	Texas A&M	75 65
												6	A	Oregon	73 75

Non-Div I Games:

Syracuse

TCUTCU

TCU

Average RPI Win: 298

Average RPI Loss: 99

WON-LOST  
RECORDWINNING  
PCT. RANKLAST 10  
GAMESSTRENGTH OF  
SCHEDULEOPP. STRENGTH  
OF SCHEDULETEAM  
RPIADJ.  
RPICONF.  
RPIADJ CONF.  
RPIDIV. I ONLY  
DIV. I NON-CONF.3- 6  
3- 6237  
2370- 1  
0- 1229  
229110  
110228  
228228  
2288  
88  
8

TOTALS

RPI 1-25

RPI 26-50

W-L RECORDS

RPI 51-100

RPI 101-150

RPI 150+

3- 6 0- 1  
2- 0 0- 0  
1- 5 0- 1  
0- 1 0- 00- 2  
0- 0  
0- 2  
0- 0OVERALL  
HOME  
AWAY  
NEUTRAL0- 0  
0- 0  
0- 0  
0- 00- 2  
0- 0  
0- 1  
0- 13- 1  
2- 0  
1- 1  
0- 03- 6 0- 1  
2- 0 0- 0  
1- 5 0- 1  
0- 1 0- 00- 2  
0- 0  
0- 2  
0- 0NON-CONFERENCE  
HOME  
AWAY  
NEUTRAL0- 0  
0- 0  
0- 0  
0- 00- 2  
0- 0  
0- 1  
0- 13- 1  
2- 0  
1- 1  
0- 00- 0 0- 0  
0- 0 0- 0  
0- 0 0- 0  
0- 0 0- 00- 0  
0- 0  
0- 0  
0- 0CONFERENCE  
HOME  
AWAY  
NEUTRAL0- 0  
0- 0  
0- 0  
0- 00- 0  
0- 0  
0- 0  
0- 00- 0  
0- 0  
0- 0  
0- 0

RPI 1-25

RPI 26-50

RPI 51-100

RPI 101+

Team's RPI: 228

RPI S Opponent Score  
23 A Miami (FL) 61 73RPI S Opponent Score  
34 A Villanova 68 76  
45 A DePaul 88 102

RPI S Opponent Score

RPI S Opponent Score  
124 N Radford 50 56  
133 A Marist 68 74  
234 A Ole Miss 55 62  
251 H Iona 59 39  
305 A Saint Joseph's 58 52  
338 H Delaware St. 75 61

LAST 12 Division I GAMES:

45	A	DePaul	88	102	34	A	Villanova	68	76
23	A	Miami (FL)	61	73	251	H	Iona	59	39
124	N	Radford	50	56	338	H	Delaware St.	75	61
133	A	Marist	68	74					
234	A	Ole Miss	55	62					
305	A	Saint Joseph's	58	52					

Non-Div I Games:

Temple

Average RPI	Win:	185	WON-LOST	WINNING	LAST 10	STRENGTH OF	OPP. STRENGTH	TEAM	ADJ.	CONF.	ADJ CONF.
Average RPI	Loss:	0	RECORD	PCT. RANK	GAMES	SCHEDULE	OF SCHEDULE	RPI	RPI	RPI	RPI
DIV. I ONLY		8- 0		1	1- 0	92	190	13	13	5	5
DIV. I NON-CONF.		8- 0		1	1- 0	92	190	13	13	5	5
-----											
TOTALS	RPI 1-25		RPI 26-50		W-L RECORDS	RPI 51-100		RPI 101-150		RPI 150+	
8- 0	0- 0		0- 0		OVERALL	2- 0		1- 0		5- 0	
4- 0	0- 0		0- 0		HOME	0- 0		0- 0		4- 0	
2- 0	0- 0		0- 0		AWAY	1- 0		1- 0		0- 0	
2- 0	0- 0		0- 0		NEUTRAL	1- 0		0- 0		1- 0	
8- 0	0- 0		0- 0		NON-CONFERENCE	2- 0		1- 0		5- 0	
4- 0	0- 0		0- 0		HOME	0- 0		0- 0		4- 0	
2- 0	0- 0		0- 0		AWAY	1- 0		1- 0		0- 0	
2- 0	0- 0		0- 0		NEUTRAL	1- 0		0- 0		1- 0	
0- 0	0- 0		0- 0		CONFERENCE	0- 0		0- 0		0- 0	
0- 0	0- 0		0- 0		HOME	0- 0		0- 0		0- 0	
0- 0	0- 0		0- 0		AWAY	0- 0		0- 0		0- 0	
0- 0	0- 0		0- 0		NEUTRAL	0- 0		0- 0		0- 0	

RPI	S	Opponent	Score	RPI	S	Opponent	Score	RPI	S	Opponent	Score	RPI	S	Opponent	Score
56	A	Texas	88 82	96	N	Clemson	78 66	116	A	Oklahoma St.	76 63	164	N	UAB	73 69
172	H	UNC Asheville	73 46	233	H	Stetson	65 55	308	H	Florida A&M	96 31	336	H	Presbyterian	97 49
-----															
LAST 12 Division I GAMES:															
308	H	Florida A&M	96 31	164	N	UAB	73 69	56	A	Texas	88 82	233	H	Stetson	65 55
172	H	UNC Asheville	73 46	116	A	Oklahoma St.	76 63	96	N	Clemson	78 66				
336	H	Presbyterian	97 49												

Non-Div I Games:

Tennessee

Average RPI Win:	0	WON-LOST	WINNING	LAST 10	STRENGTH OF	OPP. STRENGTH	TEAM	ADJ.	CONF.	ADJ CONF.
Average RPI Loss:	162	RECORD	PCT. RANK	GAMES	SCHEDULE	OF SCHEDULE	RPI	RPI	RPI	RPI
DIV. I ONLY	0- 11	330	0- 1	73	276	302	302	20	20	
DIV. I NON-CONF.	0- 11	330	0- 1	73	276	302	302	20	20	
-----										
TOTALS	RPI 1-25	RPI 26-50	W-L RECORDS	RPI 51-100	RPI 101-150	RPI 150+				
0- 11	0- 1	0- 1	OVERALL	0- 1	0- 3	0- 5				
0- 1	0- 0	0- 0	HOME	0- 0	0- 1	0- 0				
0- 7	0- 1	0- 1	AWAY	0- 0	0- 0	0- 5				
0- 3	0- 0	0- 0	NEUTRAL	0- 1	0- 2	0- 0				
0- 11	0- 1	0- 1	NON-CONFERENCE	0- 1	0- 3	0- 5				
0- 1	0- 0	0- 0	HOME	0- 0	0- 1	0- 0				
0- 7	0- 1	0- 1	AWAY	0- 0	0- 0	0- 5				
0- 3	0- 0	0- 0	NEUTRAL	0- 1	0- 2	0- 0				
0- 0	0- 0	0- 0	CONFERENCE	0- 0	0- 0	0- 0				
0- 0	0- 0	0- 0	HOME	0- 0	0- 0	0- 0				
0- 0	0- 0	0- 0	AWAY	0- 0	0- 0	0- 0				
0- 0	0- 0	0- 0	NEUTRAL	0- 0	0- 0	0- 0				

RPI 1-25				RPI 26-50				RPI 51-100				RPI 101+				Team's RPI: 302
RPI	S	Opponent	Score	RPI	S	Opponent	Score	RPI	S	Opponent	Score	RPI	S	Opponent	Score	
9	A	Louisville	52 107	45	A	DePaul	73 95	52	N	Arkansas	55 79	117	N	Pittsburgh	56 78	
												141	N	Wisconsin	53 58	
												147	H	South Alabama	56 78	
												163	A	Vanderbilt	63 89	
												216	A	Troy	67 92	
												255	A	Alabama A&M	57 67	
												310	A	Marshall	59 80	
												326	A	Lipscomb	62 64	
-----																
LAST 12 Division I GAMES:																
				45	A	DePaul	73 95	147	H	South Alabama	56 78					
				310	A	Marshall	59 80	117	N	Pittsburgh	56 78					
				9	A	Louisville	52 107	141	N	Wisconsin	53 58					
				255	A	Alabama A&M	57 67	52	N	Arkansas	55 79					
				326	A	Lipscomb	62 64	163	A	Vanderbilt	63 89					
								216	A	Troy	67 92					

Non-Div I Games:

Tennessee St.

Average RPI	Win:	244	WON-LOST	WINNING	LAST 10	STRENGTH OF	OPP. STRENGTH	TEAM	ADJ.	CONF.	ADJ CONF.
Average RPI	Loss:	48	RECORD	PCT. RANK	GAMES	SCHEDULE	OF SCHEDULE	RPI	RPI	RPI	RPI
DIV. I ONLY		4- 3		135	0- 1	117	171	95	95	20	20
DIV. I NON-CONF.		4- 3		135	0- 1	117	171	95	95	20	20
-----											
TOTALS	RPI 1-25		RPI 26-50		W-L RECORDS	RPI 51-100		RPI 101-150		RPI 150+	
4- 3	0- 1		0- 0		OVERALL	1- 2		0- 0		3- 0	
2- 0	0- 0		0- 0		HOME	1- 0		0- 0		1- 0	
2- 2	0- 0		0- 0		AWAY	0- 2		0- 0		2- 0	
0- 1	0- 1		0- 0		NEUTRAL	0- 0		0- 0		0- 0	
4- 3	0- 1		0- 0		NON-CONFERENCE	1- 2		0- 0		3- 0	
2- 0	0- 0		0- 0		HOME	1- 0		0- 0		1- 0	
2- 2	0- 0		0- 0		AWAY	0- 2		0- 0		2- 0	
0- 1	0- 1		0- 0		NEUTRAL	0- 0		0- 0		0- 0	
0- 0	0- 0		0- 0		CONFERENCE	0- 0		0- 0		0- 0	
0- 0	0- 0		0- 0		HOME	0- 0		0- 0		0- 0	
0- 0	0- 0		0- 0		AWAY	0- 0		0- 0		0- 0	
0- 0	0- 0		0- 0		NEUTRAL	0- 0		0- 0		0- 0	

RPI 1-25				RPI 26-50				RPI 51-100				RPI 101+			
RPI	S	Opponent	Score	RPI	S	Opponent	Score	RPI	S	Opponent	Score	RPI	S	Opponent	Score
22	N	Old Dominion	73 80					52	A	Arkansas	42 65	248	A	Wichita St.	55 45
								55	H	Middle Tenn.	68 64	327	H	Western Caro.	77 58
								69	A	Xavier	60 70	347	A	Charleston So.	77 55
-----															
LAST 12 Division I GAMES:															
				52	A	Arkansas	42 65	327	H	Western Caro.	77 58				
				248	A	Wichita St.	55 45	55	H	Middle Tenn.	68 64				
				22	N	Old Dominion	73 80	69	A	Xavier	60 70				
				347	A	Charleston So.	77 55								

Non-Div I Games: Cumberland (TN) 88 55

Tennessee Tech

Average RPI Win: **181**  
 Average RPI Loss: **16**

WON-LOST  
RECORD

WINNING  
PCT. RANK

LAST 10  
GAMES

STRENGTH OF  
SCHEDULE

OPP. STRENGTH  
OF SCHEDULE

TEAM  
RPI

ADJ.  
RPI

CONF.  
RPI

ADJ CONF.  
RPI

DIV. I ONLY	8- 2	46	2- 0	126	82	56	56	6	6
DIV. I NON-CONF.	8- 2	46	2- 0	126	82	56	56	6	6
TOTALS	RPI 1-25	RPI 26-50	W-L RECORDS	RPI 51-100	RPI 101-150	RPI 150+			
8- 2	0- 2	1- 0	OVERALL	2- 0	0- 0	5- 0			
4- 2	0- 2	1- 0	HOME	0- 0	0- 0	3- 0			
1- 0	0- 0	0- 0	AWAY	0- 0	0- 0	1- 0			
3- 0	0- 0	0- 0	NEUTRAL	2- 0	0- 0	1- 0			
8- 2	0- 2	1- 0	NON-CONFERENCE	2- 0	0- 0	5- 0			
4- 2	0- 2	1- 0	HOME	0- 0	0- 0	3- 0			
1- 0	0- 0	0- 0	AWAY	0- 0	0- 0	1- 0			
3- 0	0- 0	0- 0	NEUTRAL	2- 0	0- 0	1- 0			
0- 0	0- 0	0- 0	CONFERENCE	0- 0	0- 0	0- 0			
0- 0	0- 0	0- 0	HOME	0- 0	0- 0	0- 0			
0- 0	0- 0	0- 0	AWAY	0- 0	0- 0	0- 0			
0- 0	0- 0	0- 0	NEUTRAL	0- 0	0- 0	0- 0			

RPI 1-25				RPI 26-50				RPI 51-100				RPI 101+			
RPI	S	Opponent	Score	RPI	S	Opponent	Score	RPI	S	Opponent	Score	RPI	S	Opponent	Score
13	H	Tennessee	82 88	49	H	Duquesne	78 41	54	N	Qui nni pi ac	56 55	155	N	Fordham	72 54
19	H	Missi ssi ppi St.	49 67					64	N	Mi chi gan	69 52	233	H	Stetson	65 46
												272	H	UTSA	98 54
												285	A	North Texas	64 54
												335	H	McNeese	96 40
LAST 12 Di vi si on I GAMES:															
13	H	Tennessee	82 88	155	N	Fordham	72 54								
19	H	Missi ssi ppi St.	49 67	64	N	Mi chi gan	69 52								
272	H	UTSA	98 54	233	H	Stetson	65 46								
54	N	Qui nni pi ac	56 55	49	H	Duquesne	78 41								
335	H	McNeese	96 40												
285	A	North Texas	64 54												

Non-Di v I Games:

Texas



Average RPI Win: 171

Average RPI Loss: 25

WON-LOST  
RECORDWINNING  
PCT. RANKLAST 10  
GAMESSTRENGTH OF  
SCHEDULEOPP. STRENGTH  
OF SCHEDULETEAM  
RPIADJ.  
RPICONF.  
RPIADJ CONF.  
RPIDIV. I ONLY  
DIV. I NON-CONF.8- 2  
8- 246  
461- 0  
1- 0161  
16166  
6646  
4646  
465  
55  
5

TOTALS

RPI 1-25

RPI 26-50

W-L RECORDS

RPI 51-100

RPI 101-150

RPI 150+

8- 2 0- 1  
4- 1 0- 0  
2- 1 0- 1  
2- 0 0- 00- 1  
0- 1  
0- 0  
0- 0OVERALL  
HOME  
AWAY  
NEUTRAL1- 0  
0- 0  
0- 0  
1- 03- 0  
1- 0  
2- 0  
0- 04- 0  
3- 0  
0- 0  
1- 08- 2 0- 1  
4- 1 0- 0  
2- 1 0- 1  
2- 0 0- 00- 1  
0- 1  
0- 0  
0- 0NON-CONFERENCE  
HOME  
AWAY  
NEUTRAL1- 0  
0- 0  
0- 0  
1- 03- 0  
1- 0  
2- 0  
0- 04- 0  
3- 0  
0- 0  
1- 00- 0 0- 0  
0- 0 0- 0  
0- 0 0- 0  
0- 0 0- 00- 0  
0- 0  
0- 0  
0- 0CONFERENCE  
HOME  
AWAY  
NEUTRAL0- 0  
0- 0  
0- 0  
0- 00- 0  
0- 0  
0- 0  
0- 00- 0  
0- 0  
0- 0  
0- 0

RPI 1-25

RPI 26-50

Team's RPI: 46

RPI 51-100

RPI 101+

RPI S Opponent Score  
15 A Syracuse 65 75RPI S Opponent Score  
35 H Lamar Uni versi ty 68 74RPI S Opponent Score  
98 N Oregon St. 76 70RPI S Opponent Score  
108 H Ri ce 65 54  
129 A Houston 68 52  
148 A Little Rock 61 40  
170 H Arkansas St. 97 56  
183 N UC Ri versi de 70 63  
219 H Jacksonville 73 53  
312 H Central Ark. 84 27

LAST 12 Division I GAMES:

170 H Arkansas St. 97 56  
148 A Little Rock 61 40  
15 A Syracuse 65 75  
219 H Jacksonville 73 53  
108 H Ri ce 65 5498 N Oregon St. 76 70  
183 N UC Ri versi de 70 63  
312 H Central Ark. 84 27  
129 A Houston 68 52  
35 H Lamar Uni versi ty 68 74T  
e  
x  
a  
s  
A  
&  
MT  
e  
x  
a  
s  
A  
&  
M

Non-Div I Games:

Texas A&amp;M

Average RPI Win:	339	WON-LOST	WINNING	LAST 10	STRENGTH OF	OPP. STRENGTH	TEAM	ADJ.	CONF.	ADJ CONF.
Average RPI Loss:	95	RECORD	PCT. RANK	GAMES	SCHEDULE	OF SCHEDULE	RPI	RPI	RPI	RPI
DIV. I ONLY	2- 6	269	0- 1	98	309	205	205	28	28	
DIV. I NON-CONF.	2- 6	269	0- 1	98	309	205	205	28	28	
-----										
TOTALS	RPI 1-25	RPI 26-50	W-L RECORDS	RPI 51-100	RPI 101-150	RPI 150+				
2- 6	0- 1	0- 1	OVERALL	0- 1	0- 2	2- 1				
0- 0	0- 0	0- 0	HOME	0- 0	0- 0	0- 0				
2- 4	0- 1	0- 1	AWAY	0- 1	0- 1	2- 0				
0- 2	0- 0	0- 0	NEUTRAL	0- 0	0- 1	0- 1				
2- 6	0- 1	0- 1	NON-CONFERENCE	0- 1	0- 2	2- 1				
0- 0	0- 0	0- 0	HOME	0- 0	0- 0	0- 0				
2- 4	0- 1	0- 1	AWAY	0- 1	0- 1	2- 0				
0- 2	0- 0	0- 0	NEUTRAL	0- 0	0- 1	0- 1				
0- 0	0- 0	0- 0	CONFERENCE	0- 0	0- 0	0- 0				
0- 0	0- 0	0- 0	HOME	0- 0	0- 0	0- 0				
0- 0	0- 0	0- 0	AWAY	0- 0	0- 0	0- 0				
0- 0	0- 0	0- 0	NEUTRAL	0- 0	0- 0	0- 0				

RPI 1-25				RPI 26-50				RPI 51-100				RPI 101+ Team's RPI: 205			
RPI	S	Opponent	Score	RPI	S	Opponent	Score	RPI	S	Opponent	Score	RPI	S	Opponent	Score
25	A	Michigan St.	45 91	37	A	Tulane	56 62	85	A	SFA	55 74	108	A	Rice	71 76
												140	N	Abilene Christian	39 81
												175	N	Nicholls St.	57 58
												331	A	UTRGV	69 55
												346	A	Savannah St.	65 41
LAST 12 Division I GAMES:															
85	A	SFA	55 74	331	A	UTRGV	69 55	25	A	Michigan St.	45 91	346	A	Savannah St.	65 41
37	A	Tulane	56 62	175	N	Nicholls St.	57 58	140	N	Abilene Christian	39 81	108	A	Rice	71 76

Non-Div I Games: Paul Quinn 83 54

Texas Southern

Average RPI Win: 256

Average RPI Loss: 93

WON-LOST  
RECORDWINNING  
PCT. RANKLAST 10  
GAMESSTRENGTH OF  
SCHEDULEOPP. STRENGTH  
OF SCHEDULETEAM  
RPIADJ.  
RPICONF.  
RPIADJ CONF.  
RPIDIV. I ONLY  
DIV. I NON-CONF.3- 5  
3- 5223  
2230- 1  
0- 185  
85213  
213161  
161161  
16119  
1919  
19

TOTALS

RPI 1-25

RPI 26-50

W-L RECORDS

RPI 51-100

RPI 101-150

RPI 150+

3- 5

0- 0

0- 1

OVERALL

0- 2

0- 1

3- 1

1- 2

0- 0

0- 0

HOME

0- 1

0- 0

1- 1

2- 3

0- 0

0- 1

AWAY

0- 1

0- 1

2- 0

0- 0

0- 0

0- 0

NEUTRAL

0- 0

0- 0

0- 0

3- 5

0- 0

0- 1

NON-CONFERENCE

0- 2

0- 1

3- 1

1- 2

0- 0

0- 0

HOME

0- 1

0- 0

1- 1

2- 3

0- 0

0- 1

AWAY

0- 1

0- 1

2- 0

0- 0

0- 0

0- 0

NEUTRAL

0- 0

0- 0

0- 0

0- 0

0- 0

0- 0

CONFERENCE

0- 0

0- 0

0- 0

0- 0

0- 0

0- 0

HOME

0- 0

0- 0

0- 0

0- 0

0- 0

0- 0

AWAY

0- 0

0- 0

0- 0

0- 0

0- 0

0- 0

NEUTRAL

0- 0

0- 0

0- 0

RPI 1-25

RPI 26-50

RPI 51-100

RPI 101+

Team's RPI: 161

RPI S Opponent Score

RPI S Opponent Score

RPI S Opponent Score

RPI S Opponent Score

27 A New Mexico 51 82

77 A Missouri 50 69

116 A Oklahoma St. 55 66

94 H Montana St. 59 67

152 H Oral Roberts 64 81

175 H Nicholls St. 72 67

272 A UTSA 68 60

321 A A&amp;M-Corpus Christi 60 53

LAST 12 Division I GAMES:

94 H Montana St. 59 67

152 H Oral Roberts 64 81

175 H Nicholls St. 72 67

272 A UTSA 68 60

77 A Missouri 50 69

27 A New Mexico 51 82

116 A Oklahoma St. 55 66

321 A A&amp;M-Corpus Christi 60 53

Non-Div I Games:

UNKNOWN

92 39

Texas St.

Average RPI Win:	230	WON-LOST	WINNING	LAST 10	STRENGTH OF	OPP. STRENGTH	TEAM	ADJ.	CONF.	ADJ CONF.
Average RPI Loss:	189	RECORD	PCT. RANK	GAMES	SCHEDULE	OF SCHEDULE	RPI	RPI	RPI	RPI
DIV. I ONLY	6- 2	66	1- 0	300	176	187	187	6	6	
DIV. I NON-CONF.	6- 2	66	1- 0	300	176	187	187	6	6	
-----										
TOTALS	RPI 1-25	RPI 26-50	W-L RECORDS	RPI 51-100	RPI 101-150	RPI 150+				
6- 2	0- 0	0- 0	OVERALL	1- 0	0- 0	5- 2				
5- 1	0- 0	0- 0	HOME	1- 0	0- 0	4- 1				
1- 1	0- 0	0- 0	AWAY	0- 0	0- 0	1- 1				
0- 0	0- 0	0- 0	NEUTRAL	0- 0	0- 0	0- 0				
6- 2	0- 0	0- 0	NON-CONFERENCE	1- 0	0- 0	5- 2				
5- 1	0- 0	0- 0	HOME	1- 0	0- 0	4- 1				
1- 1	0- 0	0- 0	AWAY	0- 0	0- 0	1- 1				
0- 0	0- 0	0- 0	NEUTRAL	0- 0	0- 0	0- 0				
0- 0	0- 0	0- 0	CONFERENCE	0- 0	0- 0	0- 0				
0- 0	0- 0	0- 0	HOME	0- 0	0- 0	0- 0				
0- 0	0- 0	0- 0	AWAY	0- 0	0- 0	0- 0				
0- 0	0- 0	0- 0	NEUTRAL	0- 0	0- 0	0- 0				

RPI 1-25				RPI 26-50				RPI 51-100				RPI 101+				Team's RPI: 187
RPI	S	Opponent	Score	RPI	S	Opponent	Score	RPI	S	Opponent	Score	RPI	S	Opponent	Score	
								85	H	SFA	77 69	179	H	Jacksonville St.	71 58	
												188	A	Florida	67 72	
												190	H	Idaho	77 88	
												198	A	Nevada	86 67	
												278	H	La. -Monroe	86 42	
												318	H	Houston Baptist	82 76	
												321	H	A&M-Corpus Christi	78 61	
LAST 12 Division I GAMES:																
318	H	Houston Baptist	82 76	198	A	Nevada	86 67									
321	H	A&M-Corpus Christi	78 61	188	A	Florida	67 72									
190	H	Idaho	77 88	85	H	SFA	77 69									
278	H	La. -Monroe	86 42													
179	H	Jacksonville St.	71 58													

Non-Div I Games:

Texas Tech

Average RPI Win: 197		WON-LOST	WINNING	LAST 10	STRENGTH OF		OPP. STRENGTH	TEAM	ADJ.	CONF.	ADJ CONF.
Loss: 55		RECORD	PCT. RANK	GAMES	SCHEDULE		OF SCHEDULE	RPI	RPI	RPI	RPI
DIV. I ONLY		6- 3	97	0- 1	200		17	71	71	10	10
DIV. I NON-CONF.		6- 3	97	0- 1	200		17	71	71	10	10
TOTALS		RPI 1-25	RPI 26-50		W-L RECORDS		RPI 51-100	RPI 101-150		RPI 150+	
6- 3	0- 1	2- 1		OVERALL		0- 0	0- 1		4- 0		
2- 1	0- 1	1- 0		HOME		0- 0	0- 0		1- 0		
4- 2	0- 0	1- 1		AWAY		0- 0	0- 1		3- 0		
0- 0	0- 0	0- 0		NEUTRAL		0- 0	0- 0		0- 0		
6- 3	0- 1	2- 1		NON-CONFERENCE		0- 0	0- 1		4- 0		
2- 1	0- 1	1- 0		HOME		0- 0	0- 0		1- 0		
4- 2	0- 0	1- 1		AWAY		0- 0	0- 1		3- 0		
0- 0	0- 0	0- 0		NEUTRAL		0- 0	0- 0		0- 0		
0- 0	0- 0	0- 0		CONFERENCE		0- 0	0- 0		0- 0		
0- 0	0- 0	0- 0		HOME		0- 0	0- 0		0- 0		
0- 0	0- 0	0- 0		AWAY		0- 0	0- 0		0- 0		
0- 0	0- 0	0- 0		NEUTRAL		0- 0	0- 0		0- 0		

RPI 1-25				RPI 26-50				RPI 51-100				RPI 101+			
RPI	S	Opponent	Score	RPI	S	Opponent	Score	RPI	S	Opponent	Score	RPI	S	Opponent	Score
1	H	Notre Dame	56 72	38	A	Maine	59 73					127	A	Dayton	49 70
				47	A	Belmont	78 69					251	H	Iona	84 38
				49	H	Duquesne	65 52					253	A	Memphis	58 48
												271	A	Cleveland St.	65 60
												309	A	Valparaiso	65 59
LAST 12 Division I GAMES:															
1	H	Notre Dame	56 72	271	A	Cleveland St.	65 60								
251	H	Iona	84 38	253	A	Memphis	58 48								
38	A	Maine	59 73	47	A	Belmont	78 69								
				309	A	Valparaiso	65 59								
				127	A	Dayton	49 70								
				49	H	Duquesne	65 52								

### Non-Div I Games:

Tol edo

Average RPI Win:	280	WON-LOST	WINNING	LAST 10	STRENGTH OF	OPP. STRENGTH	TEAM	ADJ.	CONF.	ADJ CONF.
Average RPI Loss:	107	RECORD	PCT. RANK	GAMES	SCHEDULE	OF SCHEDULE	RPI	RPI	RPI	RPI
DIV. I ONLY	5- 4	140	1- 0	307	92	196	196	12	12	
DIV. I NON-CONF.	5- 4	140	1- 0	307	92	196	196	12	12	
-----										
TOTALS	RPI 1-25	RPI 26-50	W-L RECORDS	RPI 51-100	RPI 101-150	RPI 150+				
5- 4	0- 1	0- 0	OVERALL	0- 1	0- 1	5- 1				
3- 0	0- 0	0- 0	HOME	0- 0	0- 0	3- 0				
2- 4	0- 1	0- 0	AWAY	0- 1	0- 1	2- 1				
0- 0	0- 0	0- 0	NEUTRAL	0- 0	0- 0	0- 0				
5- 4	0- 1	0- 0	NON-CONFERENCE	0- 1	0- 1	5- 1				
3- 0	0- 0	0- 0	HOME	0- 0	0- 0	3- 0				
2- 4	0- 1	0- 0	AWAY	0- 1	0- 1	2- 1				
0- 0	0- 0	0- 0	NEUTRAL	0- 0	0- 0	0- 0				
0- 0	0- 0	0- 0	CONFERENCE	0- 0	0- 0	0- 0				
0- 0	0- 0	0- 0	HOME	0- 0	0- 0	0- 0				
0- 0	0- 0	0- 0	AWAY	0- 0	0- 0	0- 0				
0- 0	0- 0	0- 0	NEUTRAL	0- 0	0- 0	0- 0				

RPI	S	Opponent	Score	RPI	S	Opponent	Score	RPI	S	Opponent	Score	RPI	S	Opponent	Score	Team's RPI: 196
15	A	Syracuse	55 98					68	A	Wake Forest	53 60	128	A	Mt. St. Mary's	78 87	
												200	H	Massachusetts	78 53	
												217	A	George Washington	63 76	
												276	A	UMBC	71 62	
												298	H	La Salle	92 68	
												305	A	Saint Joseph's	73 52	
												322	H	Loyola Maryland	62 57	
-----																
LAST 12 Division I GAMES:																
305	A	Saint Joseph's	73 52	128	A	Mt. St. Mary's	78 87	276	A	UMBC	71 62	298	H	La Salle	92 68	
322	H	Loyola Maryland	62 57	200	H	Massachusetts	78 53	68	A	Wake Forest	53 60					
15	A	Syracuse	55 98													
217	A	George Washington	63 76													

Non-Div I Games:

Towson

Average RPI	Win:	260	WON-LOST	WINNING	LAST 10	STRENGTH OF	OPP. STRENGTH	TEAM	ADJ.	CONF.	ADJ CONF.
Average RPI	Loss:	38	RECORD	PCT. RANK	GAMES	SCHEDULE	OF SCHEDULE	RPI	RPI	RPI	RPI
DIV. I ONLY		6- 2		66	0- 0	339	32	216	216	19	19
DIV. I NON-CONF.		6- 2		66	0- 0	339	32	216	216	19	19
<hr/>											
TOTALS	RPI 1-25		RPI 26-50		W-L RECORDS	RPI 51-100		RPI 101-150		RPI 150+	
6- 2	0- 1		0- 0		OVERALL	0- 1		0- 0		6- 0	
3- 1	0- 0		0- 0		HOME	0- 1		0- 0		3- 0	
1- 1	0- 1		0- 0		AWAY	0- 0		0- 0		1- 0	
2- 0	0- 0		0- 0		NEUTRAL	0- 0		0- 0		2- 0	
6- 2	0- 1		0- 0		NON-CONFERENCE	0- 1		0- 0		6- 0	
3- 1	0- 0		0- 0		HOME	0- 1		0- 0		3- 0	
1- 1	0- 1		0- 0		AWAY	0- 0		0- 0		1- 0	
2- 0	0- 0		0- 0		NEUTRAL	0- 0		0- 0		2- 0	
0- 0	0- 0		0- 0		CONFERENCE	0- 0		0- 0		0- 0	
0- 0	0- 0		0- 0		HOME	0- 0		0- 0		0- 0	
0- 0	0- 0		0- 0		AWAY	0- 0		0- 0		0- 0	
0- 0	0- 0		0- 0		NEUTRAL	0- 0		0- 0		0- 0	

RPI 1-25				RPI 26-50				RPI 51-100				RPI 101+ Team's RPI: 216			
RPI	S	Opponent	Score	RPI	S	Opponent	Score	RPI	S	Opponent	Score	RPI	S	Opponent	Score
21	A	Florida St.	67 103					55	H	Middle Tenn.	64 67	212	N	Sam Houston St.	84 79
												227	H	Alabama St.	116 46
												254	H	Samford	72 52
												266	N	Mississippi Val.	75 54
												296	A	ETSU	84 66
												302	H	Tennessee St.	92 67
<hr/>															
LAST 12 Division I GAMES:															
227	H	Alabama St.	116 46	55	H	Middle Tenn.	64 67	21	A	Florida St.	67 103				
266	N	Mississippi Val.	75 54												
212	N	Sam Houston St.	84 79												
296	A	ETSU	84 66												
302	H	Tennessee St.	92 67												
254	H	Samford	72 52												

Non-Div I Games: Talladega 91 70

Troy

T  
u  
l  
a  
n  
e

Tulane					Through Games Of Dec. 17, 2018							
Average RPI	Win:	191	WON-LOST	WINNING	LAST 10	STRENGTH OF	OPP. STRENGTH	TEAM	ADJ.	CONF.	ADJ CONF.	
Average RPI	Loss:	60	RECORD	PCT. RANK	GAMES	SCHEDULE	OF SCHEDULE	RPI	RPI	RPI	RPI	
DIV. I ONLY	7- 2	56	0- 1	106	65	37	37	8	8			
DIV. I NON-CONF.	7- 2	56	0- 1	106	65	37	37	8	8			
-----												
TOTALS		RPI 1-25	RPI 26-50	W-L RECORDS		RPI 51-100	RPI 101-150	RPI 150+				
7- 2	0- 1	0- 0	0- 0	OVERALL		2- 0	0- 1	5- 0				
5- 0	0- 0	0- 0	0- 0	HOME		1- 0	0- 0	4- 0				
1- 1	0- 0	0- 0	0- 0	AWAY		1- 0	0- 1	0- 0				
1- 1	0- 1	0- 0	0- 0	NEUTRAL		0- 0	0- 0	1- 0				
7- 2	0- 1	0- 0	0- 0	NON-CONFERENCE		2- 0	0- 1	5- 0				
5- 0	0- 0	0- 0	0- 0	HOME		1- 0	0- 0	4- 0				
1- 1	0- 0	0- 0	0- 0	AWAY		1- 0	0- 1	0- 0				
1- 1	0- 1	0- 0	0- 0	NEUTRAL		0- 0	0- 0	1- 0				
0- 0	0- 0	0- 0	0- 0	CONFERENCE		0- 0	0- 0	0- 0				
0- 0	0- 0	0- 0	0- 0	HOME		0- 0	0- 0	0- 0				
0- 0	0- 0	0- 0	0- 0	AWAY		0- 0	0- 0	0- 0				
0- 0	0- 0	0- 0	0- 0	NEUTRAL		0- 0	0- 0	0- 0				
-----												
RPI 1-25			RPI 26-50	Team's RPI: 37	RPI 51-100			RPI 101+				
RPI S	Opponent		Score	RPI S	Opponent		Score	RPI S	Opponent		Score	
4 N	Cal i forni a		57 65					63 H	Washi ngton		63 51	
								82 A	LSU		56 54	
									115 A	Al abama		58 69
									175 H	Ni chol l s St.		71 46
									205 H	Texas Southern		62 56
									269 H	Fl a. Atlantic		88 45
									271 N	Cleveland St.		81 72
									273 H	Southern Mi ss.		71 54
-----												
LAST 12 Divisi on I GAMES:												
4 N	Cal i forni a		57 65	115 A	Al abama		58 69					
63 H	Washi ngton		63 51	175 H	Ni chol l s St.		71 46					
82 A	LSU		56 54	273 H	Southern Mi ss.		71 54					
205 H	Texas Southern		62 56	269 H	Fl a. Atlantic		88 45					
				271 N	Cleveland St.		81 72					

T  
u  
l  
a  
n  
e

Non-Di v I Games:

Tulane



T  
u  
l  
s  
a

Tulsa			Through Games Of Dec. 17, 2018									
Average RPI	Win:	171	WON-LOST RECORD	WINNING PCT. RANK	LAST 10 GAMES	STRENGTH OF SCHEDULE	OPP. STRENGTH OF SCHEDULE	TEAM RPI	ADJ. RPI	CONF. RPI	ADJ CONF. RPI	
Average RPI	Loss:	104										
DIV. I ONLY			5- 6	187	0- 1	178	64	165	165	8	8	
DIV. I NON-CONF.			5- 6	187	0- 1	178	64	165	165	8	8	
-----												
TOTALS		RPI 1-25	RPI 26-50		W-L RECORDS		RPI 51-100	RPI 101-150	RPI 150+			
5- 6	0- 0	0- 2		OVERALL		0- 1	2- 2	3- 1				
3- 1	0- 0	0- 0		HOME		0- 0	1- 1	2- 0				
1- 5	0- 0	0- 2		AWAY		0- 1	0- 1	1- 1				
1- 0	0- 0	0- 0		NEUTRAL		0- 0	1- 0	0- 0				
5- 6	0- 0	0- 2		NON-CONFERENCE		0- 1	2- 2	3- 1				
3- 1	0- 0	0- 0		HOME		0- 0	1- 1	2- 0				
1- 5	0- 0	0- 2		AWAY		0- 1	0- 1	1- 1				
1- 0	0- 0	0- 0		NEUTRAL		0- 0	1- 0	0- 0				
0- 0	0- 0	0- 0		CONFERENCE		0- 0	0- 0	0- 0				
0- 0	0- 0	0- 0		HOME		0- 0	0- 0	0- 0				
0- 0	0- 0	0- 0		AWAY		0- 0	0- 0	0- 0				
0- 0	0- 0	0- 0		NEUTRAL		0- 0	0- 0	0- 0				

T  
u  
l  
s  
a

RPI 1-25				RPI 26-50				RPI 51-100				RPI 101+ Team's RPI: 165			
RPI	S	Opponent	Score	RPI	S	Opponent	Score	RPI	S	Opponent	Score	RPI	S	Opponent	Score
				26	A	Arizona St.	52 70	85	A	SFA	34 76	115	N	Alabama	80 73
				47	A	Belmont	53 78					140	H	Abilene Christian	75 63
												148	H	Little Rock	53 63
												150	A	American	52 68
												152	A	Oral Roberts	76 68
												170	A	Arkansas St.	60 73
												214	H	Saint Louis	86 75
												233	H	Stetson	55 54
-----															
LAST 12 Division I GAMES:															
				26	A	Arizona St.	52 70	170	A	Arkansas St.	60 73				
				148	H	Little Rock	53 63	115	N	Alabama	80 73				
				47	A	Belmont	53 78	140	H	Abilene Christian	75 63				
				150	A	American	52 68	85	A	SFA	34 76				
				233	H	Stetson	55 54	214	H	Saint Louis	86 75				
								152	A	Oral Roberts	76 68				

Non-Div I Games:

Tul sa

Average RPI	Win:	262	WON-LOST	WINNING	LAST 10	STRENGTH OF	OPP. STRENGTH	TEAM	ADJ.	CONF.	ADJ CONF.
Average RPI	Loss:	13	RECORD	PCT. RANK	GAMES	SCHEDULE	OF SCHEDULE	RPI	RPI	RPI	RPI
DIV. I ONLY		9- 1		21	0- 1	338	107	164	164	18	18
DIV. I NON-CONF.		9- 1		21	0- 1	338	107	164	164	18	18
-----											
TOTALS	RPI 1-25		RPI 26-50		W-L RECORDS	RPI 51-100		RPI 101-150		RPI 150+	
9- 1	0- 1		0- 0		OVERALL	0- 0		0- 0		9- 0	
5- 0	0- 0		0- 0		HOME	0- 0		0- 0		5- 0	
3- 0	0- 0		0- 0		AWAY	0- 0		0- 0		3- 0	
1- 1	0- 1		0- 0		NEUTRAL	0- 0		0- 0		1- 0	
9- 1	0- 1		0- 0		NON-CONFERENCE	0- 0		0- 0		9- 0	
5- 0	0- 0		0- 0		HOME	0- 0		0- 0		5- 0	
3- 0	0- 0		0- 0		AWAY	0- 0		0- 0		3- 0	
1- 1	0- 1		0- 0		NEUTRAL	0- 0		0- 0		1- 0	
0- 0	0- 0		0- 0		CONFERENCE	0- 0		0- 0		0- 0	
0- 0	0- 0		0- 0		HOME	0- 0		0- 0		0- 0	
0- 0	0- 0		0- 0		AWAY	0- 0		0- 0		0- 0	
0- 0	0- 0		0- 0		NEUTRAL	0- 0		0- 0		0- 0	

RPI 1-25				RPI 26-50				RPI 51-100				RPI 101+ Team's RPI: 164			
RPI	S	Opponent	Score	RPI	S	Opponent	Score	RPI	S	Opponent	Score	RPI	S	Opponent	Score
13	N	Tennessee	69 73									160	H	Appalachian St.	80 61
												193	N	Oklahoma	89 84
												227	A	Alabama St.	62 47
												253	H	Memphis	85 54
												254	A	Samford	66 41
												255	H	Alabama A&M	82 47
												334	A	Chicago St.	90 45
												335	H	McNeese	91 48
												350	H	Alcorn	80 53
-----															
LAST 12 Division I GAMES:															
13	N	Tennessee	69 73	254	A	Samford	66 41	350	H	Alcorn	80 53	255	H	Alabama A&M	82 47
227	A	Alabama St.	62 47	350	H	Alcorn	80 53	255	H	Alabama A&M	82 47	193	N	Oklahoma	89 84
335	H	McNeese	91 48	193	N	Oklahoma	89 84	334	A	Chicago St.	90 45	253	H	Memphis	85 54
160	H	Appalachian St.	80 61	253	H	Memphis	85 54								

Non-Div I Games:

UAB

UC Davis

UC Davis												Through Games Of Dec. 17, 2018											
Average RPI Win:		202		WON-LOST RECORD		WINNING PCT. RANK		LAST 10 GAMES		STRENGTH OF SCHEDULE		OPP. STRENGTH OF SCHEDULE		TEAM RPI		ADJ. RPI		CONF. RPI		ADJ CONF. RPI			
Average RPI Loss:		68																					
DIV. I ONLY		7- 5		131		0- 1		138		76		86		86		21		21					
DIV. I NON-CONF.		7- 5		131		0- 1		138		76		86		86		21		21					
TOTALS		RPI 1-25		RPI 26-50		W-L RECORDS		RPI 51-100		RPI 101-150		RPI 150+											
7- 5		0- 1		1- 0		OVERALL		0- 3		0- 1		6- 0											
3- 1		0- 0		1- 0		HOME		0- 1		0- 0		2- 0											
3- 4		0- 1		0- 0		AWAY		0- 2		0- 1		3- 0											
1- 0		0- 0		0- 0		NEUTRAL		0- 0		0- 0		1- 0											
7- 5		0- 1		1- 0		NON-CONFERENCE		0- 3		0- 1		6- 0											
3- 1		0- 0		1- 0		HOME		0- 1		0- 0		2- 0											
3- 4		0- 1		0- 0		AWAY		0- 2		0- 1		3- 0											
1- 0		0- 0		0- 0		NEUTRAL		0- 0		0- 0		1- 0											
0- 0		0- 0		0- 0		CONFERENCE		0- 0		0- 0		0- 0											
0- 0		0- 0		0- 0		HOME		0- 0		0- 0		0- 0											
0- 0		0- 0		0- 0		AWAY		0- 0		0- 0		0- 0											
0- 0		0- 0		0- 0		NEUTRAL		0- 0		0- 0		0- 0											
RPI 1-25				RPI 26-50				RPI 51-100				Team's RPI: 86				RPI 101+							
RPI	S	Opponent	Score	RPI	S	Opponent	Score	RPI	S	Opponent	Score	RPI	S	Opponent	Score	RPI	S	Opponent	Score				
10	A	Stanford	43 71	50	H	Saint Mary's (CA)	76 74	61	H	Paci fi c	80 83	118	A	Portland St.	50 65								
								74	A	Montana	56 62	171	A	Washington St.	75 62								
								79	A	Loyola Marymount	53 60	198	N	Nevada	84 68								
												223	H	Southern Utah	68 45								
												238	A	San Francisco	70 68								
												243	A	Sacramento St.	109 60								
												291	H	Seattle U	76 59								
LAST 12 Division I GAMES:																							
74	A	Montana	56 62	198	N	Nevada	84 68																
50	H	Saint Mary's (CA)	76 74	79	A	Loyola Marymount	53 60																
238	A	San Francisco	70 68	223	H	Southern Utah	68 45																
291	H	Seattle U	76 59	171	A	Washington St.	75 62																
243	A	Sacramento St.	109 60	118	A	Portland St.	50 65																
10	A	Stanford	43 71	61	H	Paci fi c	80 83																

UC Davis

Non-Div I Games:

UC Davis

UC Irvine				Through Games Of Dec. 17, 2018																	
Average RPI Win:		214	WON-LOST RECORD		WINNING PCT. RANK		LAST 10 GAMES		STRENGTH OF SCHEDULE		OPP. STRENGTH OF SCHEDULE		TEAM RPI		ADJ. RPI		CONF. RPI		ADJ CONF. RPI		
Average RPI Loss:		162																			
DIV. I ONLY			7- 1		34		1- 0		325		98		153		153		21		21		
DIV. I NON-CONF.			7- 1		34		1- 0		325		98		153		153		21		21		
-----																					
TOTALS		RPI 1-25		RPI 26-50		W-L RECORDS		RPI 51-100		RPI 101-150		RPI 150+									
7- 1		0- 0		0- 0		OVERALL		1- 0		1- 0		5- 1									
3- 1		0- 0		0- 0		HOME		0- 0		0- 0		3- 1									
2- 0		0- 0		0- 0		AWAY		1- 0		0- 0		1- 0									
2- 0		0- 0		0- 0		NEUTRAL		0- 0		1- 0		1- 0									
7- 1		0- 0		0- 0		NON-CONFERENCE		1- 0		1- 0		5- 1									
3- 1		0- 0		0- 0		HOME		0- 0		0- 0		3- 1									
2- 0		0- 0		0- 0		AWAY		1- 0		0- 0		1- 0									
2- 0		0- 0		0- 0		NEUTRAL		0- 0		1- 0		1- 0									
0- 0		0- 0		0- 0		CONFERENCE		0- 0		0- 0		0- 0									
0- 0		0- 0		0- 0		HOME		0- 0		0- 0		0- 0									
0- 0		0- 0		0- 0		AWAY		0- 0		0- 0		0- 0									
0- 0		0- 0		0- 0		NEUTRAL		0- 0		0- 0		0- 0									
-----																					
RPI 1-25				RPI 26-50				RPI 51-100				RPI 101+				Team's RPI: 153					
RPI	S	Opponent	Score	RPI	S	Opponent	Score	RPI	S	Opponent	Score	RPI	S	Opponent	Score						
								78	A	Portland	84 69	106	N	Indiana St.	77 61						
												162	H	San Diego St.	70 78						
												215	H	UNLV	57 55						
												223	H	Southern Utah	75 58						
												247	A	San Jose St.	74 66						
												279	H	CSU Bakersfi el d	85 78						
												351	N	LIU Brookl yn	84 71						
-----																					
LAST 12 Di vi si on I GAMES:																					

Non-Div I Games: LIFE Pacific 105 31

UC Irvine

Average RPI Win:	216	WON-LOST	WINNING	LAST 10	STRENGTH OF	OPP. STRENGTH	TEAM	ADJ.	CONF.	ADJ CONF.
Average RPI Loss:	110	RECORD	PCT. RANK	GAMES	SCHEDULE	OF SCHEDULE	RPI	RPI	RPI	RPI
DIV. I ONLY	3- 7	252	1- 0	48	210	183	183	21	21	
DIV. I NON-CONF.	3- 7	252	1- 0	48	210	183	183	21	21	
-----										
TOTALS	RPI 1-25	RPI 26-50	W-L RECORDS	RPI 51-100	RPI 101-150	RPI 150+				
3- 7	0- 1	0- 1	OVERALL	0- 2	0- 1	3- 2				
2- 0	0- 0	0- 0	HOME	0- 0	0- 0	2- 0				
0- 4	0- 0	0- 0	AWAY	0- 2	0- 1	0- 1				
1- 3	0- 1	0- 1	NEUTRAL	0- 0	0- 0	1- 1				
3- 7	0- 1	0- 1	NON-CONFERENCE	0- 2	0- 1	3- 2				
2- 0	0- 0	0- 0	HOME	0- 0	0- 0	2- 0				
0- 4	0- 0	0- 0	AWAY	0- 2	0- 1	0- 1				
1- 3	0- 1	0- 1	NEUTRAL	0- 0	0- 0	1- 1				
0- 0	0- 0	0- 0	CONFERENCE	0- 0	0- 0	0- 0				
0- 0	0- 0	0- 0	HOME	0- 0	0- 0	0- 0				
0- 0	0- 0	0- 0	AWAY	0- 0	0- 0	0- 0				
0- 0	0- 0	0- 0	NEUTRAL	0- 0	0- 0	0- 0				

RPI 1-25				RPI 26-50				RPI 51-100				RPI 101+ Team's RPI: 183			
RPI	S	Opponent	Score	RPI	S	Opponent	Score	RPI	S	Opponent	Score	RPI	S	Opponent	Score
6	N	Oregon	44 94	46	N	Texas A&M	63 70	53	A	Southern Cal i forni a	55 73	116	A	Oklahoma St.	51 76
								80	A	BYU	70 72	154	H	Coastal Caro.	62 43
												180	N	Milwaukee	54 56
												223	H	Southern Utah	56 50
												270	N	Eastern Wash.	57 45
												289	A	Cal i forni a Baptist	57 65
LAST 12 Division I GAMES:															
				289	A	Cal i forni a Baptist	57 65	223	H	Southern Utah	56 50				
				180	N	Milwaukee	54 56	270	N	Eastern Wash.	57 45				
				6	N	Oregon	44 94	46	N	Texas A&M	63 70				
				154	H	Coastal Caro.	62 43	53	A	Southern Cal i forni a	55 73				
				116	A	Oklahoma St.	51 76								
				80	A	BYU	70 72								

Non-Div I Games:

UC Riverside

RPI

Average RPI	Win:	138	WON-LOST	WINNING	LAST 10	STRENGTH OF	OPP. STRENGTH	TEAM	ADJ.	CONF.	ADJ CONF.
Average RPI	Loss:	44	RECORD	PCT. RANK	GAMES	SCHEDULE	OF SCHEDULE	RPI	RPI	RPI	RPI
DIV. I ONLY		9- 1		21	1- 0	128	41	18	18	8	8
DIV. I NON-CONF.		9- 1		21	1- 0	128	41	18	18	8	8
-----											
TOTALS	RPI 1-25		RPI 26-50		W-L RECORDS	RPI 51-100		RPI 101-150		RPI 150+	
9- 1	0- 0		2- 1		OVERALL	1- 0		3- 0		3- 0	
4- 0	0- 0		1- 0		HOME	1- 0		1- 0		1- 0	
5- 1	0- 0		1- 1		AWAY	0- 0		2- 0		2- 0	
0- 0	0- 0		0- 0		NEUTRAL	0- 0		0- 0		0- 0	
9- 1	0- 0		2- 1		NON-CONFERENCE	1- 0		3- 0		3- 0	
4- 0	0- 0		1- 0		HOME	1- 0		1- 0		1- 0	
5- 1	0- 0		1- 1		AWAY	0- 0		2- 0		2- 0	
0- 0	0- 0		0- 0		NEUTRAL	0- 0		0- 0		0- 0	
0- 0	0- 0		0- 0		CONFERENCE	0- 0		0- 0		0- 0	
0- 0	0- 0		0- 0		HOME	0- 0		0- 0		0- 0	
0- 0	0- 0		0- 0		AWAY	0- 0		0- 0		0- 0	
0- 0	0- 0		0- 0		NEUTRAL	0- 0		0- 0		0- 0	

RPI	S	Opponent	Score	RPI	S	Opponent	Score	RPI	S	Opponent	Score
34	H	Villanova	71 56	61	H	Pacific	64 57	117	A	Pittsburgh	61 58
44	A	Central Mich.	68 75					131	A	Mercer	76 42
49	A	Duquesne	71 63					132	H	Chattanooga	75 37
								208	A	Delaware	71 60
								233	A	Stetson	78 55
								280	H	Richmond	70 48
-----											
LAST 12 Division I GAMES:											
61	H	Pacific	64 57	49	A	Duquesne	71 63				
131	A	Mercer	76 42	208	A	Delaware	71 60				
233	A	Stetson	78 55	132	H	Chattanooga	75 37				
117	A	Pittsburgh	61 58	34	H	Villanova	71 56				
				280	H	Richmond	70 48				
				44	A	Central Mich.	68 75				

Non-Div I Games:

UCF

Average RPI	Win:	110	WON-LOST	WINNING	LAST 10	STRENGTH OF	OPP. STRENGTH	TEAM	ADJ.	CONF.	ADJ CONF.
Average RPI	Loss:	45	RECORD	PCT. RANK	GAMES	SCHEDULE	OF SCHEDULE	RPI	RPI	RPI	RPI
DIV. I ONLY		5- 5	161	1- 0	2	193	28	28	2	2	
DIV. I NON-CONF.		5- 5	161	1- 0	2	193	28	28	2	2	
-----											
TOTALS	RPI 1-25		RPI 26-50		W-L RECORDS	RPI 51-100		RPI 101-150		RPI 150+	
5- 5	0- 2		0- 1		OVERALL	2- 2		3- 0		0- 0	
5- 1	0- 1		0- 0		HOME	2- 0		3- 0		0- 0	
0- 1	0- 0		0- 0		AWAY	0- 1		0- 0		0- 0	
0- 3	0- 1		0- 1		NEUTRAL	0- 1		0- 0		0- 0	
5- 5	0- 2		0- 1		NON-CONFERENCE	2- 2		3- 0		0- 0	
5- 1	0- 1		0- 0		HOME	2- 0		3- 0		0- 0	
0- 1	0- 0		0- 0		AWAY	0- 1		0- 0		0- 0	
0- 3	0- 1		0- 1		NEUTRAL	0- 1		0- 0		0- 0	
0- 0	0- 0		0- 0		CONFERENCE	0- 0		0- 0		0- 0	
0- 0	0- 0		0- 0		HOME	0- 0		0- 0		0- 0	
0- 0	0- 0		0- 0		AWAY	0- 0		0- 0		0- 0	
0- 0	0- 0		0- 0		NEUTRAL	0- 0		0- 0		0- 0	

RPI 1-25				RPI 26-50				Team's RPI: 28				RPI 51-100				RPI 101+			
RPI	S	Opponent	Score	RPI	S	Opponent	Score	RPI	S	Opponent	Score	RPI	S	Opponent	Score	RPI	S	Opponent	Score
11	N	Kentucky	74 75	36	N	North Carolina	49 83	79	A	Loyola Marymount	63 69	108	H	Rice	59 50				
14	H	Indiana	65 67					87	N	South Fla.	56 60	116	H	Oklahoma St.	71 59				
								92	H	Fresno St.	89 80	134	H	Georgia	80 69				
								100	H	Seton Hall	78 62								
LAST 12 Division I GAMES:																			
116	H	Oklahoma St.	71 59	87	N	South Fla.	56 60	11	N	Kentucky	74 75								
92	H	Fresno St.	89 80	36	N	North Carolina	49 83	100	H	Seton Hall	78 62								
14	H	Indiana	65 67					134	H	Georgia	80 69								
79	A	Loyola Marymount	63 69					108	H	Rice	59 50								

Non-Div I Games:

UCLA



Average RPI Win:	112	WON-LOST	WINNING	LAST 10	STRENGTH OF	OPP. STRENGTH	TEAM	ADJ.	CONF.	ADJ CONF.
Average RPI Loss:	0	RECORD	PCT. RANK	GAMES	SCHEDULE	OF SCHEDULE	RPI	RPI	RPI	RPI
DIV. I ONLY	9- 0	1	1- 0	11	40	2	2	8	8	
DIV. I NON-CONF.	9- 0	1	1- 0	11	40	2	2	8	8	
-----										
TOTALS	RPI 1-25	RPI 26-50	W-L RECORDS	RPI 51-100	RPI 101-150	RPI 150+				
9- 0	1- 0	1- 0	OVERALL	4- 0	0- 0	3- 0				
3- 0	0- 0	1- 0	HOME	2- 0	0- 0	0- 0				
2- 0	1- 0	0- 0	AWAY	0- 0	0- 0	1- 0				
4- 0	0- 0	0- 0	NEUTRAL	2- 0	0- 0	2- 0				
9- 0	1- 0	1- 0	NON-CONFERENCE	4- 0	0- 0	3- 0				
3- 0	0- 0	1- 0	HOME	2- 0	0- 0	0- 0				
2- 0	1- 0	0- 0	AWAY	0- 0	0- 0	1- 0				
4- 0	0- 0	0- 0	NEUTRAL	2- 0	0- 0	2- 0				
0- 0	0- 0	0- 0	CONFERENCE	0- 0	0- 0	0- 0				
0- 0	0- 0	0- 0	HOME	0- 0	0- 0	0- 0				
0- 0	0- 0	0- 0	AWAY	0- 0	0- 0	0- 0				
0- 0	0- 0	0- 0	NEUTRAL	0- 0	0- 0	0- 0				

RPI	S	Opponent	Score	RPI	S	Opponent	Score	RPI	S	Opponent	Score	RPI	S	Opponent	Score
1	A	Notre Dame	89 71	45	H	DePaul	99 63	76	H	Ohio St.	85 53	163	N	Vanderbilt	80 42
								83	N	St. John's (NY)	65 55	214	A	Saint Louis	98 42
								93	N	Purdue	86 40	234	N	Ole Miss	90 50
								100	H	Seton Hall	99 61				
LAST 12 Division I GAMES:															
100	H	Seton Hall	99 61	83	N	St. John's (NY)	65 55	234	N	Ole Miss	90 50	163	N	Vanderbilt	80 42
214	A	Saint Louis	98 42	76	H	Ohio St.	85 53								
1	A	Notre Dame	89 71												
45	H	DePaul	99 63												
93	N	Purdue	86 40												

Non-Div I Games:

UConn

U  
I  
CU  
I  
C

UIC

U  
M  
B  
CU  
M  
B  
C

Page 307



U  
M  
K  
C

U  
M  
K  
C

UMKC

Page 309

Average RPI Win:	316	WON-LOST	WINNING	LAST 10	STRENGTH OF	OPP. STRENGTH	TEAM	ADJ.	CONF.	ADJ CONF.
Average RPI Loss:	199	RECORD	PCT. RANK	GAMES	SCHEDULE	OF SCHEDULE	RPI	RPI	RPI	RPI
DIV. I ONLY	2- 8	283	0- 1	249	332	317	317	22	22	
DIV. I NON-CONF.	2- 8	283	0- 1	249	332	317	317	22	22	
-----										
TOTALS	RPI 1-25	RPI 26-50	W-L RECORDS	RPI 51-100	RPI 101-150	RPI 150+				
2- 8	0- 0	0- 1	OVERALL	0- 1	0- 1	2- 5				
1- 3	0- 0	0- 0	HOME	0- 0	0- 1	1- 2				
1- 5	0- 0	0- 1	AWAY	0- 1	0- 0	1- 3				
0- 0	0- 0	0- 0	NEUTRAL	0- 0	0- 0	0- 0				
2- 8	0- 0	0- 1	NON-CONFERENCE	0- 1	0- 1	2- 5				
1- 3	0- 0	0- 0	HOME	0- 0	0- 1	1- 2				
1- 5	0- 0	0- 1	AWAY	0- 1	0- 0	1- 3				
0- 0	0- 0	0- 0	NEUTRAL	0- 0	0- 0	0- 0				
0- 0	0- 0	0- 0	CONFERENCE	0- 0	0- 0	0- 0				
0- 0	0- 0	0- 0	HOME	0- 0	0- 0	0- 0				
0- 0	0- 0	0- 0	AWAY	0- 0	0- 0	0- 0				
0- 0	0- 0	0- 0	NEUTRAL	0- 0	0- 0	0- 0				

RPI	S	Opponent	Score	RPI	S	Opponent	Score	RPI	S	Opponent	Score	RPI	S	Opponent	Score	Team's RPI: 317
42	A	Butler	36 89	100	A	Seton Hall	57 90	121	H	Providence	47 71	209	A	Holy Cross	54 63	
								256	A	Dartmouth	54 70	258	A	Cornell	54 63	
								281	H	Saint Peter's	59 57	286	H	Bryant	57 58	
								319	H	Colgate	52 61	351	A	LIU Brooklyn	69 64	
-----																
LAST 12 Division I GAMES:																
42	A	Butler	36 89	256	A	Dartmouth	54 70	121	H	Providence	47 71	209	A	Holy Cross	54 63	
258	A	Cornell	54 63	319	H	Colgate	52 61	286	H	Bryant	57 58	351	A	LIU Brooklyn	69 64	
281	H	Saint Peter's	59 57	100	A	Seton Hall	57 90									

Non-Div I Games: Fisher 79 45

UMass Lowell

Average RPI Win: 274 WON-LOST WINNING LAST 10 STRENGTH OF OPP. STRENGTH TEAM ADJ. CONF. ADJ CONF.  
Average RPI Loss: 93 RECORD PCT. RANK GAMES SCHEDULE OF SCHEDULE RPI RPI RPI RPI

DIV. I ONLY	4- 3	135	1- 0	204	202	172	172	29	29
DIV. I NON-CONF.	4- 3	135	1- 0	204	202	172	172	29	29
TOTALS	RPI 1-25	RPI 26-50	W-L RECORDS	RPI 51-100	RPI 101-150	RPI 150+			
4- 3	0- 1	0- 0	OVERALL	0- 1	0- 0	4- 1			
4- 0	0- 0	0- 0	HOME	0- 0	0- 0	4- 0			
0- 3	0- 1	0- 0	AWAY	0- 1	0- 0	0- 1			
0- 0	0- 0	0- 0	NEUTRAL	0- 0	0- 0	0- 0			
4- 3	0- 1	0- 0	NON-CONFERENCE	0- 1	0- 0	4- 1			
4- 0	0- 0	0- 0	HOME	0- 0	0- 0	4- 0			
0- 3	0- 1	0- 0	AWAY	0- 1	0- 0	0- 1			
0- 0	0- 0	0- 0	NEUTRAL	0- 0	0- 0	0- 0			
0- 0	0- 0	0- 0	CONFERENCE	0- 0	0- 0	0- 0			
0- 0	0- 0	0- 0	HOME	0- 0	0- 0	0- 0			
0- 0	0- 0	0- 0	AWAY	0- 0	0- 0	0- 0			
0- 0	0- 0	0- 0	NEUTRAL	0- 0	0- 0	0- 0			

RPI S Opponent Score	RPI S Opponent Score	RPI S Opponent Score	RPI S Opponent Score
13 A Tennessee 46 73		75 A Charlotte 53 70	192 A Furman 47 58
			231 H Davi dson 69 56
			242 H Wofford 60 46
			296 H ETSU 56 55
			327 H Western Caro. 74 49
LAST 12 Division I GAMES:			
296 H ETSU 56 55	242 H Wofford 60 46		
192 A Furman 47 58	231 H Davi dson 69 56		
	327 H Western Caro. 74 49		
	13 A Tennessee 46 73		
	75 A Charlotte 53 70		

Non-Div I Games: Warren Wilson 92 31

UNC Asheville

Average RPI Win:	316	WON-LOST	WINNING	LAST 10	STRENGTH OF	OPP. STRENGTH	TEAM	ADJ.	CONF.	ADJ CONF.
Average RPI Loss:	193	RECORD	PCT. RANK	GAMES	SCHEDULE	OF SCHEDULE	RPI	RPI	RPI	RPI

DIV. I ONLY	1- 6	302	1- 0	270	255	333	333	26	26
DIV. I NON-CONF.	1- 6	302	1- 0	270	255	333	333	26	26
TOTALS	RPI 1-25	RPI 26-50	W-L RECORDS	RPI 51-100	RPI 101-150	RPI 150+			
1- 6	0- 0	0- 1	OVERALL	0- 0	0- 0	1- 5			
1- 0	0- 0	0- 0	HOME	0- 0	0- 0	1- 0			
0- 6	0- 0	0- 1	AWAY	0- 0	0- 0	0- 5			
0- 0	0- 0	0- 0	NEUTRAL	0- 0	0- 0	0- 0			
1- 6	0- 0	0- 1	NON-CONFERENCE	0- 0	0- 0	1- 5			
1- 0	0- 0	0- 0	HOME	0- 0	0- 0	1- 0			
0- 6	0- 0	0- 1	AWAY	0- 0	0- 0	0- 5			
0- 0	0- 0	0- 0	NEUTRAL	0- 0	0- 0	0- 0			
0- 0	0- 0	0- 0	CONFERENCE	0- 0	0- 0	0- 0			
0- 0	0- 0	0- 0	HOME	0- 0	0- 0	0- 0			
0- 0	0- 0	0- 0	AWAY	0- 0	0- 0	0- 0			
0- 0	0- 0	0- 0	NEUTRAL	0- 0	0- 0	0- 0			

RPI 1-25				RPI 26-50				RPI 51-100				RPI 101+ Team's RPI: 333			
RPI	S	Opponent	Score	RPI	S	Opponent	Score	RPI	S	Opponent	Score	RPI	S	Opponent	Score
				36	A	North Carolina	62 83					160	A	Appalachian St.	65 68
												195	A	Georgia St.	63 70
												203	A	Campbell	49 53
												226	A	High Point	75 82
												316	H	Liberty	48 45
												339	A	N.C. Central	57 66
LAST 12 Division I GAMES:															
				339	A	N.C. Central	57 66	316	H	Liberty	48 45				
				36	A	North Carolina	62 83								
				226	A	High Point	75 82								
				203	A	Campbell	49 53								
				160	A	Appalachian St.	65 68								
				195	A	Georgia St.	63 70								

Non-Div I Games:	Pfeiffer	92 23	UNC Pembroke	72 32	Lees-McRae	92 36	Young Harris	62 29	UNC Greensboro
------------------	----------	-------	--------------	-------	------------	-------	--------------	-------	----------------



Average RPI	Win:	340	WON-LOST	WINNING	LAST 10	STRENGTH OF	OPP. STRENGTH	TEAM	ADJ.	CONF.	ADJ CONF.
Average RPI	Loss:	57	RECORD	PCT. RANK	GAMES	SCHEDULE	OF SCHEDULE	RPI	RPI	RPI	RPI
DIV. I ONLY		3- 3		161	0- 1	217	286	184	184	12	12
DIV. I NON-CONF.		3- 3		161	0- 1	217	286	184	184	12	12
-----											
TOTALS	RPI 1-25		RPI 26-50		W-L RECORDS	RPI 51-100		RPI 101-150		RPI 150+	
3- 3	0- 0		0- 1		OVERALL	0- 2		0- 0		3- 0	
2- 0	0- 0		0- 0		HOME	0- 0		0- 0		2- 0	
1- 3	0- 0		0- 1		AWAY	0- 2		0- 0		1- 0	
0- 0	0- 0		0- 0		NEUTRAL	0- 0		0- 0		0- 0	
3- 3	0- 0		0- 1		NON-CONFERENCE	0- 2		0- 0		3- 0	
2- 0	0- 0		0- 0		HOME	0- 0		0- 0		2- 0	
1- 3	0- 0		0- 1		AWAY	0- 2		0- 0		1- 0	
0- 0	0- 0		0- 0		NEUTRAL	0- 0		0- 0		0- 0	
0- 0	0- 0		0- 0		CONFERENCE	0- 0		0- 0		0- 0	
0- 0	0- 0		0- 0		HOME	0- 0		0- 0		0- 0	
0- 0	0- 0		0- 0		AWAY	0- 0		0- 0		0- 0	
0- 0	0- 0		0- 0		NEUTRAL	0- 0		0- 0		0- 0	

RPI 1-25				RPI 26-50				RPI 51-100				RPI 101+ Team's RPI: 184			
RPI	S	Opponent	Score	RPI	S	Opponent	Score	RPI	S	Opponent	Score	RPI	S	Opponent	Score
				36	A	North Carolina	55 82	62	A	Ohio	72 95	336	H	Presbyteria n	63 48
								73	A	VCU	47 58	339	A	N. C. Central	89 82
												344	H	Grand Canyon	77 55
LAST 12 Division I GAMES:															
								36	A	North Carolina	55 82				
								73	A	VCU	47 58				
								339	A	N. C. Central	89 82				
								344	H	Grand Canyon	77 55				
								336	H	Presbyteria n	63 48				
								62	A	Ohio	72 95				

Non-Div I Games: Fayetteville St. 72 54 Belmont Abbey 74 58

UNCW

Average RPI Win:	164	WON-LOST	WINNING	LAST 10	STRENGTH OF	OPP. STRENGTH	TEAM	ADJ.	CONF.	ADJ CONF.
Average RPI Loss:	57	RECORD	PCT. RANK	GAMES	SCHEDULE	OF SCHEDULE	RPI	RPI	RPI	RPI
DIV. I ONLY	5- 4	140	0- 1	131	33	81	81	15	15	
DIV. I NON-CONF.	5- 4	140	0- 1	131	33	81	81	15	15	
-----										
TOTALS	RPI 1-25	RPI 26-50	W-L RECORDS	RPI 51-100	RPI 101-150	RPI 150+				
5- 4	0- 2	1- 0	OVERALL	0- 1	1- 1	3- 0				
3- 0	0- 0	0- 0	HOME	0- 0	1- 0	2- 0				
2- 3	0- 2	1- 0	AWAY	0- 0	0- 1	1- 0				
0- 1	0- 0	0- 0	NEUTRAL	0- 1	0- 0	0- 0				
5- 4	0- 2	1- 0	NON-CONFERENCE	0- 1	1- 1	3- 0				
3- 0	0- 0	0- 0	HOME	0- 0	1- 0	2- 0				
2- 3	0- 2	1- 0	AWAY	0- 0	0- 1	1- 0				
0- 1	0- 0	0- 0	NEUTRAL	0- 1	0- 0	0- 0				
0- 0	0- 0	0- 0	CONFERENCE	0- 0	0- 0	0- 0				
0- 0	0- 0	0- 0	HOME	0- 0	0- 0	0- 0				
0- 0	0- 0	0- 0	AWAY	0- 0	0- 0	0- 0				
0- 0	0- 0	0- 0	NEUTRAL	0- 0	0- 0	0- 0				

RPI 1-25				RPI 26-50				RPI 51-100				Team's RPI: 81				RPI 101+			
RPI	S	Opponent	Score	RPI	S	Opponent	Score	RPI	S	Opponent	Score	RPI	S	Opponent	Score	RPI	S	Opponent	Score
7	A	Marquette	61 102	39	A	IUPUI	53 40	90	N	Boise St.	60 61	112	A	Northern Ill.	59 70				
17	A	Iowa	57 83									114	H	Creighton	65 55				
												185	H	North Dakota	64 60				
												208	H	Delaware	79 67				
												274	A	Long Beach St.	71 64				
-----																			
LAST 12 Division I GAMES:																			
112	A	Northern Ill.	59 70	274	A	Long Beach St.	71 64												
7	A	Marquette	61 102	114	H	Creighton	65 55												
17	A	Iowa	57 83	208	H	Delaware	79 67												
185	H	North Dakota	64 60																
39	A	IUPUI	53 40																
90	N	Boise St.	60 61																

Non-Div I Games:

UNI

Average RPI Win:	282	WON-LOST	WINNING	LAST 10	STRENGTH OF	OPP. STRENGTH	TEAM	ADJ.	CONF.	ADJ CONF.
Average RPI Loss:	106	RECORD	PCT. RANK	GAMES	SCHEDULE	OF SCHEDULE	RPI	RPI	RPI	RPI
DIV. I ONLY	1- 8	318	0- 1	9	313	215	215	9	9	
DIV. I NON-CONF.	1- 8	318	0- 1	9	313	215	215	9	9	
-----										
TOTALS	RPI 1-25	RPI 26-50	W-L RECORDS	RPI 51-100	RPI 101-150	RPI 150+				
1- 8	0- 1	0- 1	OVERALL	0- 2	0- 2	1- 2				
1- 4	0- 1	0- 0	HOME	0- 2	0- 1	1- 0				
0- 4	0- 0	0- 1	AWAY	0- 0	0- 1	0- 2				
0- 0	0- 0	0- 0	NEUTRAL	0- 0	0- 0	0- 0				
1- 8	0- 1	0- 1	NON-CONFERENCE	0- 2	0- 2	1- 2				
1- 4	0- 1	0- 0	HOME	0- 2	0- 1	1- 0				
0- 4	0- 0	0- 1	AWAY	0- 0	0- 1	0- 2				
0- 0	0- 0	0- 0	NEUTRAL	0- 0	0- 0	0- 0				
0- 0	0- 0	0- 0	CONFERENCE	0- 0	0- 0	0- 0				
0- 0	0- 0	0- 0	HOME	0- 0	0- 0	0- 0				
0- 0	0- 0	0- 0	AWAY	0- 0	0- 0	0- 0				
0- 0	0- 0	0- 0	NEUTRAL	0- 0	0- 0	0- 0				

RPI 1-25				RPI 26-50				RPI 51-100				RPI 101+ Team's RPI: 215			
RPI	S	Opponent	Score	RPI	S	Opponent	Score	RPI	S	Opponent	Score	RPI	S	Opponent	Score
20	H	Gonzaga	59 70	41	A	Duke	38 66	53	H	Southern California	72 86	105	H	Wright St.	52 68
								55	H	Middle Tenn.	62 66	118	A	Portland St.	49 58
												153	A	UC Irvine	55 57
												282	H	UC Santa Barbara	69 51
												299	A	South Carolina St.	49 58
LAST 12 Division I GAMES:															
				41	A	Duke	38 66	55	H	Middle Tenn.	62 66				
				53	H	Southern California	72 86	118	A	Portland St.	49 58				
				282	H	UC Santa Barbara	69 51	299	A	South Carolina St.	49 58				
				20	H	Gonzaga	59 70								
				153	A	UC Irvine	55 57								
				105	H	Wright St.	52 68								

Non-Div I Games:

UNLV

Average RPI Win: 339		WON-LOST	WINNING	LAST 10	STRENGTH OF	OPP. STRENGTH	TEAM	ADJ.	CONF.	ADJ CONF.
Loss: 203		RECORD	PCT. RANK	GAMES	SCHEDULE	OF SCHEDULE	RPI	RPI	RPI	RPI
DIV. I ONLY		1- 7	309	0- 1	239	314	303	303	29	29
DIV. I NON-CONF.		1- 7	309	0- 1	239	314	303	303	29	29
TOTALS		RPI 1-25	RPI 26-50	W-L RECORDS		RPI 51-100	RPI 101-150	RPI 150+		
1- 7	0- 0		0- 1	OVERALL		0- 0	0- 1	1- 5		
0- 0	0- 0		0- 0	HOME		0- 0	0- 0	0- 0		
1- 7	0- 0		0- 1	AWAY		0- 0	0- 1	1- 5		
0- 0	0- 0		0- 0	NEUTRAL		0- 0	0- 0	0- 0		
1- 7	0- 0		0- 1	NON-CONFERENCE		0- 0	0- 1	1- 5		
0- 0	0- 0		0- 0	HOME		0- 0	0- 0	0- 0		
1- 7	0- 0		0- 1	AWAY		0- 0	0- 1	1- 5		
0- 0	0- 0		0- 0	NEUTRAL		0- 0	0- 0	0- 0		
0- 0	0- 0		0- 0	CONFERENCE		0- 0	0- 0	0- 0		
0- 0	0- 0		0- 0	HOME		0- 0	0- 0	0- 0		
0- 0	0- 0		0- 0	AWAY		0- 0	0- 0	0- 0		
0- 0	0- 0		0- 0	NEUTRAL		0- 0	0- 0	0- 0		

RPI 1-25				RPI 26-50				RPI 51-100				RPI 101+ Team's RPI: 303			
RPI	S	Opponent	Score	RPI	S	Opponent	Score	RPI	S	Opponent	Score	RPI	S	Opponent	Score
				33	A	Virginia Tech	45 96					110	A	Nebraska	64 87
												192	A	Furman	67 78
												197	A	East Carolina	53 63
												260	A	Omaha	69 96
												299	A	South Carolina St.	66 71
												327	A	Western Caro.	64 68
												339	A	N. C. Central	82 63
LAST 12 Division I GAMES:															
				260	A	Omaha	69 96	197	A	East Carolina	53 63				
				33	A	Virginia Tech	45 96	327	A	Western Caro.	64 68				
								299	A	South Carolina St.	66 71				
								339	A	N. C. Central	82 63				
								192	A	Furman	67 78				
								110	A	Nebraska	64 87				

Non-Div I Games:	Converse	69	51	UNKNOWN	101	53
------------------	----------	----	----	---------	-----	----

USC Upstate

■ Loss, ■ Non-Conf, S Site, H Home A Away N Neutral

UT Arlington				Through Games Of Dec. 17, 2018							
Average RPI	Win:	229	WON-LOST	WINNING	LAST 10	STRENGTH OF	OPP. STRENGTH	TEAM	ADJ.	CONF.	ADJ CONF.
Average RPI	Loss:	72	RECORD	PCT. RANK	GAMES	SCHEDULE	OF SCHEDULE	RPI	RPI	RPI	RPI
DIV. I ONLY			6- 2	66	1- 0	315	73	156	156	19	19
DIV. I NON-CONF.			6- 2	66	1- 0	315	73	156	156	19	19
-----											
TOTALS		RPI 1-25		RPI 26-50		W-L RECORDS		RPI 51-100		RPI 101-150	RPI 150+
6- 2		0- 0		0- 0		OVERALL		0- 2		1- 0	5- 0
2- 1		0- 0		0- 0		HOME		0- 1		0- 0	2- 0
4- 1		0- 0		0- 0		AWAY		0- 1		1- 0	3- 0
0- 0		0- 0		0- 0		NEUTRAL		0- 0		0- 0	0- 0
6- 2		0- 0		0- 0		NON-CONFERENCE		0- 2		1- 0	5- 0
2- 1		0- 0		0- 0		HOME		0- 1		0- 0	2- 0
4- 1		0- 0		0- 0		AWAY		0- 1		1- 0	3- 0
0- 0		0- 0		0- 0		NEUTRAL		0- 0		0- 0	0- 0
0- 0		0- 0		0- 0		CONFERENCE		0- 0		0- 0	0- 0
0- 0		0- 0		0- 0		HOME		0- 0		0- 0	0- 0
0- 0		0- 0		0- 0		AWAY		0- 0		0- 0	0- 0
0- 0		0- 0		0- 0		NEUTRAL		0- 0		0- 0	0- 0

RPI 1-25				RPI 26-50				RPI 51-100				RPI 101+ Team's RPI: 156			
RPI	S	Opponent	Score	RPI	S	Opponent	Score	RPI	S	Opponent	Score	RPI	S	Opponent	Score
								52	H	Arkansas	65 66	129	A	Houston	65 61
								92	A	Fresno St.	61 70	152	A	Oral Roberts	80 62
												238	A	San Francisco	80 73
												241	H	Grambling	78 54
												293	A	Incarnate Word	97 49
												320	H	Jackson St.	99 63
-----															
LAST 12 Division I GAMES:															
129	A	Houston	65 61	92	A	Fresno St.	61 70	241	H	Grambling	78 54				
152	A	Oral Roberts	80 62	52	H	Arkansas	65 66								
293	A	Incarnate Word	97 49	320	H	Jackson St.	99 63								
238	A	San Francisco	80 73												

Non-Div I Games:

Average RPI	Win:	210	WON-LOST	WINNING	LAST 10	STRENGTH OF	OPP. STRENGTH	TEAM	ADJ.	CONF.	ADJ CONF.
Average RPI	Loss:	48	RECORD	PCT. RANK	GAMES	SCHEDULE	OF SCHEDULE	RPI	RPI	RPI	RPI
DIV. I ONLY		5- 3		115	1- 0	148	89	66	66	20	20
DIV. I NON-CONF.		5- 3		115	1- 0	148	89	66	66	20	20
-----											
TOTALS	RPI 1-25		RPI 26-50		W-L RECORDS	RPI 51-100		RPI 101-150		RPI 150+	
5- 3	0- 1		0- 1		OVERALL	0- 1		1- 0		4- 0	
3- 0	0- 0		0- 0		HOME	0- 0		0- 0		3- 0	
2- 3	0- 1		0- 1		AWAY	0- 1		1- 0		1- 0	
0- 0	0- 0		0- 0		NEUTRAL	0- 0		0- 0		0- 0	
5- 3	0- 1		0- 1		NON-CONFERENCE	0- 1		1- 0		4- 0	
3- 0	0- 0		0- 0		HOME	0- 0		0- 0		3- 0	
2- 3	0- 1		0- 1		AWAY	0- 1		1- 0		1- 0	
0- 0	0- 0		0- 0		NEUTRAL	0- 0		0- 0		0- 0	
0- 0	0- 0		0- 0		CONFERENCE	0- 0		0- 0		0- 0	
0- 0	0- 0		0- 0		HOME	0- 0		0- 0		0- 0	
0- 0	0- 0		0- 0		AWAY	0- 0		0- 0		0- 0	
0- 0	0- 0		0- 0		NEUTRAL	0- 0		0- 0		0- 0	

RPI 1-25				RPI 26-50				RPI 51-100				Team's RPI: 66				RPI 101+											
RPI	S	Opponent	Score	RPI	S	Opponent	Score	RPI	S	Opponent	Score	RPI	S	Opponent	Score	RPI	S	Opponent	Score								
9	A	Louisville	62 102	39	A	IUPUI	72 73	97	A	Northwestern	64 90	132	A	Chattanooga	81 79	168	H	Southern Ill.	95 94								
												170	H	Arkansas St.	97 91	254	H	Samford	89 68								
												326	A	Lipscomb	62 53												
-----																											
LAST 12 Division I GAMES:																											
132	A	Chattanooga	81 79	326	A	Lipscomb	62 53	9	A	Louisville	62 102																
97	A	Northwestern	64 90																								
170	H	Arkansas St.	97 91																								
39	A	IUPUI	72 73																								
168	H	Southern Ill.	95 94																								
254	H	Samford	89 68																								

Non-Div I Games: Christian Bros. 108 82

UT Martin

U  
T  
E  
P

UTEP				Through Games Of Dec. 17, 2018								
Average RPI	Win:	315	WON-LOST	WINNING	LAST 10	STRENGTH OF	OPP. STRENGTH	TEAM	ADJ.	CONF.	ADJ CONF.	
Average RPI	Loss:	137	RECORD	PCT. RANK	GAMES	SCHEDULE	OF SCHEDULE	RPI	RPI	RPI	RPI	
DIV. I ONLY			2- 8	283	0- 1	185	290	311	311	18	18	
DIV. I NON-CONF.			2- 8	283	0- 1	185	290	311	311	18	18	
-----												
TOTALS	RPI	1-25		RPI	26-50	W-L RECORDS	RPI	51-100	RPI	101-150	RPI	150+
2- 8		0- 0			0- 1	OVERALL		0- 0		0- 4		2- 3
2- 5		0- 0			0- 0	HOME		0- 0		0- 3		2- 2
0- 3		0- 0			0- 1	AWAY		0- 0		0- 1		0- 1
0- 0		0- 0			0- 0	NEUTRAL		0- 0		0- 0		0- 0
2- 8		0- 0			0- 1	NON-CONFERENCE		0- 0		0- 4		2- 3
2- 5		0- 0			0- 0	HOME		0- 0		0- 3		2- 2
0- 3		0- 0			0- 1	AWAY		0- 0		0- 1		0- 1
0- 0		0- 0			0- 0	NEUTRAL		0- 0		0- 0		0- 0
0- 0		0- 0			0- 0	CONFERENCE		0- 0		0- 0		0- 0
0- 0		0- 0			0- 0	HOME		0- 0		0- 0		0- 0
0- 0		0- 0			0- 0	AWAY		0- 0		0- 0		0- 0
0- 0		0- 0			0- 0	NEUTRAL		0- 0		0- 0		0- 0

U  
T  
E  
P

RPI 1-25				RPI 26-50				RPI 51-100				RPI 101+ Team's RPI: 311			
RPI	S	Opponent	Score	RPI	S	Opponent	Score	RPI	S	Opponent	Score	RPI	S	Opponent	Score
				27	A	New Mexico	51 69					101	A	Arizona	40 62
												107	H	New Mexico St.	65 69
												118	H	Portland St.	61 89
												140	H	Abilene Christian	69 70
												170	H	Arkansas St.	66 67
												175	H	Nicholls St.	56 58
												259	A	Weber St.	63 68
												279	H	CSU Bakersfield	53 47
												350	H	Alcorn	77 51
-----															
LAST 12 Division I GAMES:															
				175	H	Nicholls St.	56 58	101	A	Arizona	40 62				
				107	H	New Mexico St.	65 69	118	H	Portland St.	61 89				
				279	H	CSU Bakersfield	53 47	27	A	New Mexico	51 69				
				350	H	Alcorn	77 51	170	H	Arkansas St.	66 67				
								259	A	Weber St.	63 68				
								140	H	Abilene Christian	69 70				

Non-Div I Games:

UTEP

Average RPI Win: 300  
Average RPI Loss: 250

WON-LOST  
RECORD

WINNING  
PCT. RANK

LAST 10  
GAMES

STRENGTH OF  
SCHEDULE

OPP. STRENGTH  
OF SCHEDULE

TEAM  
RPI

ADJ.  
RPI

CONF.  
RPI

ADJ CONF.  
RPI

DIV. I ONLY	4- 4	161	0- 1	348	268	331	331	30	30
DIV. I NON-CONF.	4- 4	161	0- 1	348	268	331	331	30	30
<hr/>									
TOTALS	RPI 1-25	RPI 26-50	W-L RECORDS	RPI 51-100	RPI 101-150	RPI 150+			
4- 4	0- 0	0- 0	OVERALL	0- 0	0- 0	4- 4			
2- 2	0- 0	0- 0	HOME	0- 0	0- 0	2- 2			
2- 2	0- 0	0- 0	AWAY	0- 0	0- 0	2- 2			
0- 0	0- 0	0- 0	NEUTRAL	0- 0	0- 0	0- 0			
4- 4	0- 0	0- 0	NON-CONFERENCE	0- 0	0- 0	4- 4			
2- 2	0- 0	0- 0	HOME	0- 0	0- 0	2- 2			
2- 2	0- 0	0- 0	AWAY	0- 0	0- 0	2- 2			
0- 0	0- 0	0- 0	NEUTRAL	0- 0	0- 0	0- 0			
0- 0	0- 0	0- 0	CONFERENCE	0- 0	0- 0	0- 0			
0- 0	0- 0	0- 0	HOME	0- 0	0- 0	0- 0			
0- 0	0- 0	0- 0	AWAY	0- 0	0- 0	0- 0			
0- 0	0- 0	0- 0	NEUTRAL	0- 0	0- 0	0- 0			

RPI 1-25				RPI 26-50				RPI 51-100				RPI 101+ Team's RPI: 331			
RPI	S	Opponent	Score	RPI	S	Opponent	Score	RPI	S	Opponent	Score	RPI	S	Opponent	Score
												200	A	Massachusetts	70 74
												205	H	Texas Southern	55 69
												206	H	Prairie View	57 50
												272	A	UTSA	58 61
												321	A	A&M-Corpus Christi	70 57
												321	H	A&M-Corpus Christi	49 59
												330	A	Canisius	57 53
												343	H	Louisiana	75 60
<hr/>															
LAST 12 Division I GAMES:															
				205	H	Texas Southern	55 69	343	H	Louisiana	75 60				
				321	A	A&M-Corpus Christi	70 57	206	H	Prairie View	57 50				
								200	A	Massachusetts	70 74				
								330	A	Canisius	57 53				
								272	A	UTSA	58 61				
								321	H	A&M-Corpus Christi	49 59				

Non-Div I Games: Texas Lutheran 82 38 UNKNOWN 74 43

UTRGV

Loss, Non-Conf, S Site, H Home A Away N Neutral



Average RPI Win:	255	WON-LOST	WINNING	LAST 10	STRENGTH OF	OPP. STRENGTH	TEAM	ADJ.	CONF.	ADJ CONF.
Average RPI Loss:	123	RECORD	PCT. RANK	GAMES	SCHEDULE	OF SCHEDULE	RPI	RPI	RPI	RPI
DIV. I ONLY	3- 6	237	1- 0	175	204	272	272	18	18	
DIV. I NON-CONF.	3- 6	237	1- 0	175	204	272	272	18	18	
-----										
TOTALS	RPI 1-25	RPI 26-50	W-L RECORDS	RPI 51-100	RPI 101-150	RPI 150+				
3- 6	0- 0	0- 1	OVERALL	0- 2	0- 1	3- 2				
3- 3	0- 0	0- 1	HOME	0- 0	0- 1	3- 1				
0- 2	0- 0	0- 0	AWAY	0- 2	0- 0	0- 0				
0- 1	0- 0	0- 0	NEUTRAL	0- 0	0- 0	0- 1				
3- 6	0- 0	0- 1	NON-CONFERENCE	0- 2	0- 1	3- 2				
3- 3	0- 0	0- 1	HOME	0- 0	0- 1	3- 1				
0- 2	0- 0	0- 0	AWAY	0- 2	0- 0	0- 0				
0- 1	0- 0	0- 0	NEUTRAL	0- 0	0- 0	0- 1				
0- 0	0- 0	0- 0	CONFERENCE	0- 0	0- 0	0- 0				
0- 0	0- 0	0- 0	HOME	0- 0	0- 0	0- 0				
0- 0	0- 0	0- 0	AWAY	0- 0	0- 0	0- 0				
0- 0	0- 0	0- 0	NEUTRAL	0- 0	0- 0	0- 0				

RPI 1-25				RPI 26-50				RPI 51-100				RPI 101+ Team's RPI: 272			
RPI	S	Opponent	Score	RPI	S	Opponent	Score	RPI	S	Opponent	Score	RPI	S	Opponent	Score
				39	H	IUPUI	50 58	56	A	Texas	54 98	104	H	Utah St.	56 62
								100	A	Seton Hall	53 84	161	H	Texas St.	60 68
												174	H	San Diego	87 77
												259	H	Weber St.	66 59
												276	N	UMBC	58 72
												331	H	UTRGV	61 58
-----															
LAST 12 Division I GAMES:															
174	H	San Diego	87 77	331	H	UTRGV	61 58	100	A	Seton Hall	53 84				
104	H	Utah St.	56 62					276	N	UMBC	58 72				
56	A	Texas	54 98												
259	H	Weber St.	66 59												
39	H	IUPUI	50 58												
161	H	Texas St.	60 68												

Non-Div I Games: Concordia (TX) 78 51

UTSA

Average RPI Win: 205  
Average RPI Loss: 0

WON-LOST  
RECORD

WINNING  
PCT. RANK

LAST 10  
GAMES

STRENGTH OF  
SCHEDULE

OPP. STRENGTH  
OF SCHEDULE

TEAM  
RPI

ADJ.  
RPI

CONF.  
RPI

ADJ CONF.  
RPI

DIV. I ONLY	9- 0	1	1- 0	336	29	99	99	2	2
DIV. I NON-CONF.	9- 0	1	1- 0	336	29	99	99	2	2
-----									
TOTALS	RPI 1-25	RPI 26-50	W-L RECORDS	RPI 51-100	RPI 101-150	RPI 150+			
9- 0	0- 0	0- 0	OVERALL	2- 0	1- 0	6- 0			
7- 0	0- 0	0- 0	HOME	2- 0	1- 0	4- 0			
2- 0	0- 0	0- 0	AWAY	0- 0	0- 0	2- 0			
0- 0	0- 0	0- 0	NEUTRAL	0- 0	0- 0	0- 0			
9- 0	0- 0	0- 0	NON-CONFERENCE	2- 0	1- 0	6- 0			
7- 0	0- 0	0- 0	HOME	2- 0	1- 0	4- 0			
2- 0	0- 0	0- 0	AWAY	0- 0	0- 0	2- 0			
0- 0	0- 0	0- 0	NEUTRAL	0- 0	0- 0	0- 0			
0- 0	0- 0	0- 0	CONFERENCE	0- 0	0- 0	0- 0			
0- 0	0- 0	0- 0	HOME	0- 0	0- 0	0- 0			
0- 0	0- 0	0- 0	AWAY	0- 0	0- 0	0- 0			
0- 0	0- 0	0- 0	NEUTRAL	0- 0	0- 0	0- 0			

RPI 1-25				RPI 26-50				RPI 51-100				RPI 101+			
RPI	S	Opponent	Score	RPI	S	Opponent	Score	RPI	S	Opponent	Score	RPI	S	Opponent	Score
								67	H	Idaho St.	74 60	115	H	Alabama	72 62
								80	H	BYU	78 67	198	A	Nevada	74 52
												259	H	Weber St.	77 56
												270	A	Eastern Wash.	95 51
												274	H	Long Beach St.	82 59
												291	H	Seattle U	89 62
												295	H	Utah Valley	85 47
-----															
LAST 12 Division I GAMES:															
291	H	Seattle U	89 62	259	H	Weber St.	77 56								
270	A	Eastern Wash.	95 51	80	H	BYU	78 67								
67	H	Idaho St.	74 60	295	H	Utah Valley	85 47								
274	H	Long Beach St.	82 59												
115	H	Alabama	72 62												
198	A	Nevada	74 52												

Non-Div I Games:

Utah

Average RPI Win: 256

Average RPI Loss: 48

WON-LOST  
RECORDWINNING  
PCT. RANKLAST 10  
GAMESSTRENGTH OF  
SCHEDULEOPP. STRENGTH  
OF SCHEDULETEAM  
RPIADJ.  
RPICONF.  
RPIADJ CONF.  
RPIDIV. I ONLY  
DIV. I NON-CONF.4- 5  
4- 5191  
1911- 0  
1- 050  
50152  
152104  
104104  
1049  
99  
9

TOTALS

RPI 1-25

RPI 26-50

W-L RECORDS

RPI 51-100

RPI 101-150

RPI 150+

4- 5

0- 2

0- 0

OVERALL

0- 3

0- 0

4- 0

1- 2

0- 1

0- 0

HOME

0- 1

0- 0

1- 0

3- 1

0- 0

0- 0

AWAY

0- 1

0- 0

3- 0

0- 2

0- 1

0- 0

NEUTRAL

0- 1

0- 0

0- 0

4- 5

0- 2

0- 0

NON-CONFERENCE

0- 3

0- 0

4- 0

1- 2

0- 1

0- 0

HOME

0- 1

0- 0

1- 0

3- 1

0- 0

0- 0

AWAY

0- 1

0- 0

3- 0

0- 2

0- 1

0- 0

NEUTRAL

0- 1

0- 0

0- 0

0- 0

0- 0

0- 0

CONFERENCE

0- 0

0- 0

0- 0

0- 0

0- 0

0- 0

HOME

0- 0

0- 0

0- 0

0- 0

0- 0

0- 0

AWAY

0- 0

0- 0

0- 0

0- 0

0- 0

0- 0

NEUTRAL

0- 0

0- 0

0- 0

RPI 1-25

RPI 26-50

RPI 51-100

RPI 101+

Team's RPI: 104

RPI	S	Opponent	Score
6	H	Oregon	58 88
24	N	Col orado	68 78

RPI	S	Opponent	Score
-----	---	----------	-------

RPI	S	Opponent	Score
53	N	Southern Cal i forni a	46 55
78	A	Portl and	54 61
80	H	BYU	57 62

RPI	S	Opponent	Score
171	A	Washington St.	72 61
272	A	UTSA	62 56
285	A	North Texas	57 41
295	H	Utah Valley	67 62

LAST 12 Division I GAMES:

80	H	BYU	57 62	295	H	Utah Valley	67 62
6	H	Oregon	58 88	285	A	North Texas	57 41
171	A	Washington St.	72 61	272	A	UTSA	62 56
				78	A	Portl and	54 61
				24	N	Col orado	68 78
				53	N	Southern Cal i forni a	46 55

Non-Div I Games:

Northern N.M.

106 35

Utah St.

Loss, 
 Non-Conf, S Site, 
 H Home
A Away 
 N Neutral

Average RPI Win: 282

Average RPI Loss: 109

WON-LOST  
RECORDWINNING  
PCT. RANKLAST 10  
GAMESSTRENGTH OF  
SCHEDULEOPP. STRENGTH  
OF SCHEDULETEAM  
RPIADJ.  
RPICONF.  
RPIADJ CONF.  
RPIDIV. I ONLY  
DIV. I NON-CONF.1- 6  
1- 6302  
3020- 1  
0- 1163  
163106  
106295  
295295  
29530  
3030  
30

TOTALS

RPI 1-25

RPI 26-50

W-L RECORDS

RPI 51-100

RPI 101-150

RPI 150+

1- 6

0- 0

0- 0

OVERALL

0- 4

0- 1

1- 1

1- 2

0- 0

0- 0

HOME

0- 2

0- 0

1- 0

0- 4

0- 0

0- 0

AWAY

0- 2

0- 1

0- 1

0- 0

0- 0

0- 0

NEUTRAL

0- 0

0- 0

0- 0

1- 6

0- 0

0- 0

NON-CONFERENCE

0- 4

0- 1

1- 1

1- 2

0- 0

0- 0

HOME

0- 2

0- 0

1- 0

0- 4

0- 0

0- 0

AWAY

0- 2

0- 1

0- 1

0- 0

0- 0

0- 0

NEUTRAL

0- 0

0- 0

0- 0

0- 0

0- 0

0- 0

CONFERENCE

0- 0

0- 0

0- 0

0- 0

0- 0

0- 0

HOME

0- 0

0- 0

0- 0

0- 0

0- 0

0- 0

AWAY

0- 0

0- 0

0- 0

0- 0

0- 0

0- 0

NEUTRAL

0- 0

0- 0

0- 0

RPI 1-25

RPI 26-50

RPI 51-100

RPI 101+



Team's RPI: 295



RPI S Opponent Score



RPI S Opponent Score



RPI S Opponent Score



RPI S Opponent Score



67  Idaho St. 68  80


78  Portland 60  65

80  BYU 51  77



99  Utah 47  85



104  Utah St. 62  67



223  Southern Utah 59  60



282  UC Santa Barbara 63 54



LAST 12 Division I GAMES:



104  Utah St. 62  67


67  Idaho St. 68  80

223  Southern Utah 59  60

99  Utah 47  85

80  BYU 51  77

78  Portland 60  65

282  UC Santa Barbara 63 54

Non-Div I Games:

Ottawa (AZ)





90 61

La Verne

86 79

Arizona Christian 76 68

Utah Valley

 Loss,  Non-Conf, S Site,  Home  Away N Neutral

VCU

Average RPI Win:202

Average RPI Loss:61

WON-LOST  
RECORD

WINNING  
PCT. RANK

LAST 10  
GAMES

STRENGTH OF  
SCHEDULE

OPP. STRENGTH  
OF SCHEDULE

TEAM  
RPI

ADJ.  
RPI

CONF.  
RPI

ADJ CONF.  
RPI

DIV. I ONLY

6- 4

122

0- 1

120

118

73

73

16

16

DIV. I NON-CONF.

6- 4

122

0- 1

120

118

73

73

16

16

TOTALS

RPI 1-25

RPI 26-50

W-L RECORDS

RPI 51-100

RPI 101-150

RPI 150+

6- 4

0- 1

0- 2

OVERALL

1- 0

0- 1

5- 0

3- 0

0- 0

0- 0

HOME

1- 0

0- 0

2- 0

2- 3

0- 1

0- 1

AWAY

0- 0

0- 1

2- 0

1- 1

0- 0

0- 1

NEUTRAL

0- 0

0- 0

1- 0

6- 4

0- 1

0- 2

NON-CONFERENCE

1- 0

0- 1

5- 0

3- 0

0- 0

0- 0

HOME

1- 0

0- 0

2- 0

2- 3

0- 1

0- 1

AWAY

0- 0

0- 1

2- 0

1- 1

0- 0

0- 1

NEUTRAL

0- 0

0- 0

1- 0

0- 0

0- 0

0- 0

CONFERENCE

0- 0

0- 0

0- 0

0- 0

0- 0

0- 0

HOME

0- 0

0- 0

0- 0

0- 0

0- 0

0- 0

AWAY

0- 0

0- 0

0- 0

0- 0

0- 0

0- 0

NEUTRAL

0- 0

0- 0

0- 0

RPI 1-25

RPI 26-50

RPI 51-100

Team's RPI: 73

RPI 101+

RPI S Opponent Score

22 A Old Domini on 57 60

36 A North Carolina 47 59

39 N IUPUI 61 63

RPI S Opponent Score

68 H Wake Forest 53 40

RPI S Opponent Score

145 A Cincinnati 54 66

169 A William & Mary 72 55

182 A Georgetown 47 45

184 H UNCW 58 47

259 N Weber St. 64 36

349 H Longwood 84 55

LAST 12 Division I GAMES:

182 A Georgetown 47 45

184 H UNCW 58 47

39 N IUPUI 61 63

259 N Weber St. 64 36

68 H Wake Forest 53 40

36 A North Carolina 47 59

22 A Old Domini on 57 60

145 A Cincinnati 54 66

349 H Longwood 84 55

169 A William & Mary 72 55

Non-Div I Games:

VCU

Loss, Non-Conf, S Site, H Home A Away N Neutral

Page 325

Average RPI Win:	290	WON-LOST	WINNING	LAST 10	STRENGTH OF	OPP. STRENGTH	TEAM	ADJ.	CONF.	ADJ CONF.
Average RPI Loss:	180	RECORD	PCT. RANK	GAMES	SCHEDULE	OF SCHEDULE	RPI	RPI	RPI	RPI
DIV. I ONLY	3- 7	252	0- 1	282	284	309	309	15	15	
DIV. I NON-CONF.	3- 7	252	0- 1	282	284	309	309	15	15	
-----										
TOTALS	RPI 1-25	RPI 26-50	W-L RECORDS	RPI 51-100	RPI 101-150	RPI 150+				
3- 7	0- 0	0- 0	OVERALL	0- 1	0- 1	3- 5				
1- 4	0- 0	0- 0	HOME	0- 1	0- 0	1- 3				
1- 3	0- 0	0- 0	AWAY	0- 0	0- 1	1- 2				
1- 0	0- 0	0- 0	NEUTRAL	0- 0	0- 0	1- 0				
3- 7	0- 0	0- 0	NON-CONFERENCE	0- 1	0- 1	3- 5				
1- 4	0- 0	0- 0	HOME	0- 1	0- 0	1- 3				
1- 3	0- 0	0- 0	AWAY	0- 0	0- 1	1- 2				
1- 0	0- 0	0- 0	NEUTRAL	0- 0	0- 0	1- 0				
0- 0	0- 0	0- 0	CONFERENCE	0- 0	0- 0	0- 0				
0- 0	0- 0	0- 0	HOME	0- 0	0- 0	0- 0				
0- 0	0- 0	0- 0	AWAY	0- 0	0- 0	0- 0				
0- 0	0- 0	0- 0	NEUTRAL	0- 0	0- 0	0- 0				

RPI 1-25				RPI 26-50				RPI 51-100				RPI 101+				Team's RPI: 309
RPI	S	Opponent	Score	RPI	S	Opponent	Score	RPI	S	Opponent	Score	RPI	S	Opponent	Score	
								71	H	Toledo	59 65	123	A	Illinois	54 73	
												158	H	Miami (OH)	47 68	
												177	A	Morehead St.	62 68	
												185	H	North Dakota	56 62	
												236	A	UIC	65 75	
												246	H	Eastern Ill.	62 60	
												290	N	St. Francis Brooklyn	78 76	
												313	H	North Dakota St.	48 51	
												334	A	Chicago St.	76 70	
-----																
LAST 12 Division I GAMES:																
								71	H	Toledo	59 65	313	H	North Dakota St.	48 51	
								290	N	St. Francis Brooklyn	78 76	158	H	Miami (OH)	47 68	
								177	A	Morehead St.	62 68	246	H	Eastern Ill.	62 60	
								123	A	Illinois	54 73	334	A	Chicago St.	76 70	
								185	H	North Dakota	56 62					
								236	A	UIC	65 75					

Non-Div I Games:

Valparaiso

Average RPI	Win: 311	WON-LOST RECORD	WINNING PCT. RANK	LAST 10 GAMES	STRENGTH OF SCHEDULE	OPP. STRENGTH OF SCHEDULE	TEAM RPI	ADJ. RPI	CONF. RPI	ADJ CONF. RPI
Average RPI	Loss: 56									
DIV. I ONLY		4- 6	211	0- 1	62	219	163	163	5	5
DIV. I NON-CONF.		4- 6	211	0- 1	62	219	163	163	5	5
-----										
TOTALS	RPI 1-25		RPI 26-50	W-L RECORDS	RPI 51-100		RPI 101-150		RPI 150+	
4- 6	0- 2		0- 1	OVERALL	0- 2		0- 1		4- 0	
3- 2	0- 0		0- 1	HOME	0- 0		0- 1		3- 0	
1- 3	0- 1		0- 0	AWAY	0- 2		0- 0		1- 0	
0- 1	0- 1		0- 0	NEUTRAL	0- 0		0- 0		0- 0	
4- 6	0- 2		0- 1	NON-CONFERENCE	0- 2		0- 1		4- 0	
3- 2	0- 0		0- 1	HOME	0- 0		0- 1		3- 0	
1- 3	0- 1		0- 0	AWAY	0- 2		0- 0		1- 0	
0- 1	0- 1		0- 0	NEUTRAL	0- 0		0- 0		0- 0	
0- 0	0- 0		0- 0	CONFERENCE	0- 0		0- 0		0- 0	
0- 0	0- 0		0- 0	HOME	0- 0		0- 0		0- 0	
0- 0	0- 0		0- 0	AWAY	0- 0		0- 0		0- 0	
0- 0	0- 0		0- 0	NEUTRAL	0- 0		0- 0		0- 0	

RPI 1-25				RPI 26-50				RPI 51-100				RPI 101+ Team's RPI: 163			
RPI	S	Opponent	Score	RPI	S	Opponent	Score	RPI	S	Opponent	Score	RPI	S	Opponent	Score
2	N	UConn	42 80	44	H	Central Mich.	57 66	55	A	Middle Tenn.	58 65	144	H	North Ala.	71 74
3	A	NC State	54 74					88	A	Kansas St.	61 72	261	A	Ball St.	60 43
												302	H	Tennessee St.	89 63
												336	H	Presbyterian	78 43
												345	H	Austin Peay	99 70
-----															
LAST 12 Division I GAMES:															
3	A	NC State	54 74	44	H	Central Mich.	57 66	261	A	Ball St.	60 43				
345	H	Austin Peay	99 70					88	A	Kansas St.	61 72				
55	A	Middle Tenn.	58 65					336	H	Presbyterian	78 43				
144	H	North Ala.	71 74					302	H	Tennessee St.	89 63				
								2	N	UConn	42 80				

Non-Div I Games:

Vanderbilt

Average RPI Win:	296	WON-LOST	WINNING	LAST 10	STRENGTH OF	OPP. STRENGTH	TEAM	ADJ.	CONF.	ADJ CONF.
Average RPI Loss:	161	RECORD	PCT. RANK	GAMES	SCHEDULE	OF SCHEDULE	RPI	RPI	RPI	RPI

DIV. I ONLY	3- 6	237	0- 1	171	317	275	275	22	22
DIV. I NON-CONF.	3- 6	237	0- 1	171	317	275	275	22	22
TOTALS	RPI 1-25	RPI 26-50	W-L RECORDS	RPI 51-100	RPI 101-150	RPI 150+			
3- 6	0- 0	0- 0	OVERALL	0- 1	0- 2	3- 3			
2- 5	0- 0	0- 0	HOME	0- 0	0- 2	2- 3			
1- 1	0- 0	0- 0	AWAY	0- 1	0- 0	1- 0			
0- 0	0- 0	0- 0	NEUTRAL	0- 0	0- 0	0- 0			
3- 6	0- 0	0- 0	NON-CONFERENCE	0- 1	0- 2	3- 3			
2- 5	0- 0	0- 0	HOME	0- 0	0- 2	2- 3			
1- 1	0- 0	0- 0	AWAY	0- 1	0- 0	1- 0			
0- 0	0- 0	0- 0	NEUTRAL	0- 0	0- 0	0- 0			
0- 0	0- 0	0- 0	CONFERENCE	0- 0	0- 0	0- 0			
0- 0	0- 0	0- 0	HOME	0- 0	0- 0	0- 0			
0- 0	0- 0	0- 0	AWAY	0- 0	0- 0	0- 0			
0- 0	0- 0	0- 0	NEUTRAL	0- 0	0- 0	0- 0			

RPI S Opponent	Score	RPI S Opponent	Score	RPI S Opponent	Score	RPI S Opponent	Score
				87 A South Fla.	55 102	120 H Yale	55 58
						143 H Drexel	44 60
						151 H Rhode Island	58 61
						209 H Holy Cross	40 65
						232 H Rider	54 49
						256 H Dartmouth	42 66
						328 H Wagner	56 54
						329 A NJIT	71 63
LAST 12 Division I GAMES:				143 H Drexel	44 60	120 H Yale	55 58
				87 A South Fla.	55 102	329 A NJIT	71 63
				232 H Rider	54 49	209 H Holy Cross	40 65
						328 H Wagner	56 54
						151 H Rhode Island	58 61
						256 H Dartmouth	42 66

Non-Div I Games: Norwich 78 28

Vermont



Average RPI Win:	196	WON-LOST	WINNING	LAST 10	STRENGTH OF	OPP. STRENGTH	TEAM	ADJ.	CONF.	ADJ CONF.
Average RPI Loss:	26	RECORD	PCT. RANK	GAMES	SCHEDULE	OF SCHEDULE	RPI	RPI	RPI	RPI
DIV. I ONLY	8- 2	46	1- 0	113	103	34	34	4	4	
DIV. I NON-CONF.	8- 2	46	1- 0	113	103	34	34	4	4	
-----										
TOTALS	RPI 1-25	RPI 26-50	W-L RECORDS	RPI 51-100	RPI 101-150	RPI 150+				
8- 2	0- 1	0- 1	OVERALL	0- 0	4- 0	4- 0				
5- 0	0- 0	0- 0	HOME	0- 0	3- 0	2- 0				
3- 1	0- 1	0- 0	AWAY	0- 0	1- 0	2- 0				
0- 1	0- 0	0- 1	NEUTRAL	0- 0	0- 0	0- 0				
8- 2	0- 1	0- 1	NON-CONFERENCE	0- 0	4- 0	4- 0				
5- 0	0- 0	0- 0	HOME	0- 0	3- 0	2- 0				
3- 1	0- 1	0- 0	AWAY	0- 0	1- 0	2- 0				
0- 1	0- 0	0- 1	NEUTRAL	0- 0	0- 0	0- 0				
0- 0	0- 0	0- 0	CONFERENCE	0- 0	0- 0	0- 0				
0- 0	0- 0	0- 0	HOME	0- 0	0- 0	0- 0				
0- 0	0- 0	0- 0	AWAY	0- 0	0- 0	0- 0				
0- 0	0- 0	0- 0	NEUTRAL	0- 0	0- 0	0- 0				

RPI	S	Opponent	Score	RPI	S	Opponent	Score	RPI	S	Opponent	Score	RPI	S	Opponent	Score
18	A	UCF	56 71	33	N	Virginia Tech	59 61					119	H	Hartford	59 41
												130	H	Princeton	67 46
												134	H	Georgia	62 56
												137	A	Lehigh	70 48
												217	A	George Washington	60 45
												228	H	Temple	76 68
												298	H	La Salle	81 68
												305	A	Saint Joseph's	47 35
-----															
LAST 12 Division I GAMES:															
134	H	Georgia	62 56	18	A	UCF	56 71								
228	H	Temple	76 68	33	N	Virginia Tech	59 61								
217	A	George Washington	60 45	298	H	La Salle	81 68								
305	A	Saint Joseph's	47 35	137	A	Lehigh	70 48								
130	H	Princeton	67 46	119	H	Hartford	59 41								

Non-Div I Games:

Villanova

Average RPI Win: 190		WON-LOST	WINNING	LAST 10	STRENGTH OF	OPP. STRENGTH	TEAM	ADJ.	CONF.	ADJ CONF.
Average RPI Loss: 73		RECORD	PCT. RANK	GAMES	SCHEDULE	OF SCHEDULE	RPI	RPI	RPI	RPI
DIV. I ONLY		4- 6	211	0- 1	56	99	159	159	1	1
DIV. I NON-CONF.		4- 6	211	0- 1	56	99	159	159	1	1
-----										
TOTALS		RPI 1-25	RPI 26-50	W-L RECORDS		RPI 51-100	RPI 101-150	RPI 150+		
4- 6	1- 3		0- 1	OVERALL		0- 0	1- 1	2- 1		
3- 4	0- 1		0- 1	HOME		0- 0	1- 1	2- 1		
1- 2	1- 2		0- 0	AWAY		0- 0	0- 0	0- 0		
0- 0	0- 0		0- 0	NEUTRAL		0- 0	0- 0	0- 0		
4- 6	1- 3		0- 1	NON-CONFERENCE		0- 0	1- 1	2- 1		
3- 4	0- 1		0- 1	HOME		0- 0	1- 1	2- 1		
1- 2	1- 2		0- 0	AWAY		0- 0	0- 0	0- 0		
0- 0	0- 0		0- 0	NEUTRAL		0- 0	0- 0	0- 0		
0- 0	0- 0		0- 0	CONFERENCE		0- 0	0- 0	0- 0		
0- 0	0- 0		0- 0	HOME		0- 0	0- 0	0- 0		
0- 0	0- 0		0- 0	AWAY		0- 0	0- 0	0- 0		
0- 0	0- 0		0- 0	NEUTRAL		0- 0	0- 0	0- 0		

RPI 1-25				RPI 26-50				RPI 51-100				RPI 101+ Team's RPI: 159			
RPI	S	Opponent	Score	RPI	S	Opponent	Score	RPI	S	Opponent	Score	RPI	S	Opponent	Score
11	A	Kentucky	51 63	44	H	Central Mich.	61 74					124	H	Radford	44 57
19	H	Mississippi St.	44 72									150	H	American	57 54
22	A	Old Dominion	73 67									214	H	Saint Louis	65 67
25	A	Michigan St.	66 91									262	H	Coppin St.	55 41
												325	H	N.C. A&T	67 57
LAST 12 Division I GAMES:															
150	H	American	57 54	124	H	Radford	44 57								
262	H	Coppin St.	55 41	22	A	Old Dominion	73 67								
25	A	Michigan St.	66 91	11	A	Kentucky	51 63								
214	H	Saint Louis	65 67	19	H	Mississippi St.	44 72								
44	H	Central Mich.	61 74												
325	H	N.C. A&T	67 57												

Non-Div I Games:

Virginia

Average RPI	Win:	181	WON-LOST	WINNING	LAST 10	STRENGTH OF	OPP. STRENGTH	TEAM	ADJ.	CONF.	ADJ CONF.
Average RPI	Loss:	0	RECORD	PCT. RANK	GAMES	SCHEDULE	OF SCHEDULE	RPI	RPI	RPI	RPI
DIV. I ONLY		10- 0		1	1- 0	242	109	33	33	1	1
DIV. I NON-CONF.		10- 0		1	1- 0	242	109	33	33	1	1
-----											
TOTALS	RPI 1-25		RPI 26-50		W-L RECORDS	RPI 51-100		RPI 101-150		RPI 150+	
10- 0	0- 0		1- 0		OVERALL	1- 0		3- 0		5- 0	
7- 0	0- 0		0- 0		HOME	1- 0		3- 0		3- 0	
1- 0	0- 0		0- 0		AWAY	0- 0		0- 0		1- 0	
2- 0	0- 0		1- 0		NEUTRAL	0- 0		0- 0		1- 0	
10- 0	0- 0		1- 0		NON-CONFERENCE	1- 0		3- 0		5- 0	
7- 0	0- 0		0- 0		HOME	1- 0		3- 0		3- 0	
1- 0	0- 0		0- 0		AWAY	0- 0		0- 0		1- 0	
2- 0	0- 0		1- 0		NEUTRAL	0- 0		0- 0		1- 0	
0- 0	0- 0		0- 0		CONFERENCE	0- 0		0- 0		0- 0	
0- 0	0- 0		0- 0		HOME	0- 0		0- 0		0- 0	
0- 0	0- 0		0- 0		AWAY	0- 0		0- 0		0- 0	
0- 0	0- 0		0- 0		NEUTRAL	0- 0		0- 0		0- 0	

RPI	S	Opponent	Score	RPI	S	Opponent	Score	RPI	S	Opponent	Score	RPI	S	Opponent	Score
				34	N	Villanova	61 59	59	H	Rutgers	67 51	124	H	Radford	55 44
												128	H	Mt. St. Mary's	83 51
												132	H	Chattanooga	74 59
												191	H	Monmouth	82 49
												244	H	Ga. Southern	78 49
												280	N	Richmond	85 57
												303	H	USC Upstate	96 45
												316	A	Liberty	72 61
-----															
LAST 12 Division I GAMES:															
280	N	Richmond	85 57	128	H	Mt. St. Mary's	83 51	124	H	Radford	55 44	59	H	Rutgers	67 51
34	N	Villanova	61 59	124	H	Radford	55 44	303	H	USC Upstate	96 45				
132	H	Chattanooga	74 59												
191	H	Monmouth	82 49												
316	A	Liberty	72 61												
244	H	Ga. Southern	78 49												

Non-Div I Games:

Virginia Tech

Average RPI Win: **349**  
 Average RPI Loss: **215**

WON-LOST  
RECORD

WINNING  
PCT. RANK

LAST 10  
GAMES

STRENGTH OF  
SCHEDULE

OPP. STRENGTH  
OF SCHEDULE

TEAM  
RPI

ADJ.  
RPI

CONF.  
RPI

ADJ CONF.  
RPI

DIV. I ONLY	1- 9	325	0- 1	233	341	328	328	31	31
DIV. I NON-CONF.	1- 9	325	0- 1	233	341	328	328	31	31
TOTALS	RPI 1-25	RPI 26-50	W-L RECORDS	RPI 51-100	RPI 101-150	RPI 150+			
1- 9	0- 0	0- 0	OVERALL	0- 1	0- 2	1- 6			
0- 3	0- 0	0- 0	HOME	0- 0	0- 1	0- 2			
1- 5	0- 0	0- 0	AWAY	0- 1	0- 1	1- 3			
0- 1	0- 0	0- 0	NEUTRAL	0- 0	0- 0	0- 1			
1- 9	0- 0	0- 0	NON-CONFERENCE	0- 1	0- 2	1- 6			
0- 3	0- 0	0- 0	HOME	0- 0	0- 1	0- 2			
1- 5	0- 0	0- 0	AWAY	0- 1	0- 1	1- 3			
0- 1	0- 0	0- 0	NEUTRAL	0- 0	0- 0	0- 1			
0- 0	0- 0	0- 0	CONFERENCE	0- 0	0- 0	0- 0			
0- 0	0- 0	0- 0	HOME	0- 0	0- 0	0- 0			
0- 0	0- 0	0- 0	AWAY	0- 0	0- 0	0- 0			
0- 0	0- 0	0- 0	NEUTRAL	0- 0	0- 0	0- 0			

RPI 1-25				RPI 26-50				RPI 51-100				RPI 101+ Team's RPI: 328					
RPI	S	Opponent	Score	RPI	S	Opponent	Score	RPI	S	Opponent	Score	RPI	S	Opponent	Score		
								100	A	Seton Hall I	40	95	109	A	Stony Brook	45	70
													120	H	Yale	41	74
													155	A	Fordham	59	80
													264	N	Siena	71	74
													275	A	Vermont	54	56
													281	A	Saint Peter's	57	69
													306	H	Army West Point	46	61
													324	H	Lafayette	43	66
													349	A	Longwood	86	60
LAST 12 Division I GAMES:																	
275	A	Vermont	54	56	264	N	Siena	71	74								
324	H	Lafayette	43	66	109	A	Stony Brook	45	70								
349	A	Longwood	86	60	306	H	Army West Point	46	61								
155	A	Fordham	59	80	281	A	Saint Peter's	57	69								
100	A	Seton Hall I	40	95	120	H	Yale	41	74								

Wagner

Wagner

Non-Div I Games:

Wagner

Average RPI Win:	170	WON-LOST	WINNING	LAST 10	STRENGTH OF	OPP. STRENGTH	TEAM	ADJ.	CONF.	ADJ CONF.
Average RPI Loss:	88	RECORD	PCT. RANK	GAMES	SCHEDULE	OF SCHEDULE	RPI	RPI	RPI	RPI
DIV. I ONLY	7- 4	106	1- 0	44	185	68	68	1	1	
DIV. I NON-CONF.	7- 4	106	1- 0	44	185	68	68	1	1	
-----										
TOTALS	RPI 1-25	RPI 26-50	W-L RECORDS	RPI 51-100	RPI 101-150	RPI 150+				
7- 4	0- 1	0- 0	OVERALL	2- 2	2- 0	3- 1				
6- 2	0- 1	0- 0	HOME	1- 1	2- 0	3- 0				
1- 2	0- 0	0- 0	AWAY	1- 1	0- 0	0- 1				
0- 0	0- 0	0- 0	NEUTRAL	0- 0	0- 0	0- 0				
7- 4	0- 1	0- 0	NON-CONFERENCE	2- 2	2- 0	3- 1				
6- 2	0- 1	0- 0	HOME	1- 1	2- 0	3- 0				
1- 2	0- 0	0- 0	AWAY	1- 1	0- 0	0- 1				
0- 0	0- 0	0- 0	NEUTRAL	0- 0	0- 0	0- 0				
0- 0	0- 0	0- 0	CONFERENCE	0- 0	0- 0	0- 0				
0- 0	0- 0	0- 0	HOME	0- 0	0- 0	0- 0				
0- 0	0- 0	0- 0	AWAY	0- 0	0- 0	0- 0				
0- 0	0- 0	0- 0	NEUTRAL	0- 0	0- 0	0- 0				

RPI 1-25				RPI 26-50				RPI 51-100 Team's RPI: 68				RPI 101+			
RPI	S	Opponent	Score	RPI	S	Opponent	Score	RPI	S	Opponent	Score	RPI	S	Opponent	Score
14	H	Indiana	73 87					69	H	Xavier	50 62	113	H	James Madison	50 49
								73	A	VCU	40 53	131	H	Mercer	69 54
								75	A	Charlotte	69 43	196	H	Towson	60 53
								83	H	St. John's (NY)	64 59	197	A	East Carolina	61 70
												280	H	Richmond	62 48
												315	H	UMES	78 67
-----															
LAST 12 Division I GAMES:															
113	H	James Madison	50 49	315	H	UMES	78 67	75	A	Charlotte	69 43				
73	A	VCU	40 53	83	H	St. John's (NY)	64 59	14	H	Indiana	73 87				
280	H	Richmond	62 48	197	A	East Carolina	61 70	69	H	Xavier	50 62				
131	H	Mercer	69 54												
196	H	Towson	60 53												

Non-Div I Games:

Wake Forest

Average RPI	Win:	142	WON-LOST	WINNING	LAST 10	STRENGTH OF	OPP. STRENGTH	TEAM	ADJ.	CONF.	ADJ CONF.
Average RPI	Loss:	87	RECORD	PCT. RANK	GAMES	SCHEDULE	OF SCHEDULE	RPI	RPI	RPI	RPI
DIV. I ONLY		7- 4		106	0- 1	58	115	63	63	2	2
DIV. I NON-CONF.		7- 4		106	0- 1	58	115	63	63	2	2
-----											
TOTALS	RPI 1-25		RPI 26-50		W-L RECORDS	RPI 51-100		RPI 101-150		RPI 150+	
7- 4	0- 0		1- 1		OVERALL	2- 2		1- 0		3- 1	
5- 1	0- 0		0- 0		HOME	2- 1		1- 0		2- 0	
1- 1	0- 0		0- 1		AWAY	0- 0		0- 0		1- 0	
1- 2	0- 0		1- 0		NEUTRAL	0- 1		0- 0		0- 1	
7- 4	0- 0		1- 1		NON-CONFERENCE	2- 2		1- 0		3- 1	
5- 1	0- 0		0- 0		HOME	2- 1		1- 0		2- 0	
1- 1	0- 0		0- 1		AWAY	0- 0		0- 0		1- 0	
1- 2	0- 0		1- 0		NEUTRAL	0- 1		0- 0		0- 1	
0- 0	0- 0		0- 0		CONFERENCE	0- 0		0- 0		0- 0	
0- 0	0- 0		0- 0		HOME	0- 0		0- 0		0- 0	
0- 0	0- 0		0- 0		AWAY	0- 0		0- 0		0- 0	
0- 0	0- 0		0- 0		NEUTRAL	0- 0		0- 0		0- 0	

RPI	S	Opponent	Score	RPI	S	Opponent	Score	RPI	S	Opponent	Score	RPI	S	Opponent	Score
37	A	Tulane	51 63	41	N	Duke	71 64	64	N	Michigan	73 80	74	H	Montana	69 54
								76	H	Ohio St.	69 59	157	H	George Mason	81 52
								90	H	Boise St.	69 73	210	H	Cal St. Fullerton	83 74
												291	A	Seattle U	69 58
-----															
Team's RPI: 63															
LAST 12 Division I GAMES:															
90	H	Boise St.	69 73	155	N	Fordham	57 65	74	H	Montana	69 54	76	H	Ohio St.	69 59
64	N	Michigan	73 80	74	H	Montana	69 54	157	H	George Mason	81 52	291	A	Seattle U	69 58
37	A	Tulane	51 63	76	H	Ohio St.	69 59	41	N	Duke	71 64				
142	H	Northern Ari z.	81 59												
210	H	Cal St. Fullerton	83 74												

Non-Div I Games:

Washington

Average RPI	Win:	154	WON-LOST	WINNING	LAST 10	STRENGTH OF	OPP. STRENGTH	TEAM	ADJ.	CONF.	ADJ CONF.
Average RPI	Loss:	77	RECORD	PCT. RANK	GAMES	SCHEDULE	OF SCHEDULE	RPI	RPI	RPI	RPI
DIV. I ONLY		4- 5		191	1- 0	77	104	171	171	2	2
DIV. I NON-CONF.		4- 5		191	1- 0	77	104	171	171	2	2
-----											
TOTALS	RPI 1-25		RPI 26-50		W-L RECORDS	RPI 51-100		RPI 101-150		RPI 150+	
4- 5	0- 1		0- 1		OVERALL	1- 1		1- 2		2- 0	
3- 3	0- 0		0- 1		HOME	1- 1		1- 1		1- 0	
0- 2	0- 1		0- 0		AWAY	0- 0		0- 1		0- 0	
1- 0	0- 0		0- 0		NEUTRAL	0- 0		0- 0		1- 0	
4- 5	0- 1		0- 1		NON-CONFERENCE	1- 1		1- 2		2- 0	
3- 3	0- 0		0- 1		HOME	1- 1		1- 1		1- 0	
0- 2	0- 1		0- 0		AWAY	0- 0		0- 1		0- 0	
1- 0	0- 0		0- 0		NEUTRAL	0- 0		0- 0		1- 0	
0- 0	0- 0		0- 0		CONFERENCE	0- 0		0- 0		0- 0	
0- 0	0- 0		0- 0		HOME	0- 0		0- 0		0- 0	
0- 0	0- 0		0- 0		AWAY	0- 0		0- 0		0- 0	
0- 0	0- 0		0- 0		NEUTRAL	0- 0		0- 0		0- 0	

RPI 1-25				RPI 26-50				RPI 51-100				RPI 101+ Team's RPI: 171			
RPI	S	Opponent	Score	RPI	S	Opponent	Score	RPI	S	Opponent	Score	RPI	S	Opponent	Score
20	A	Gonzaga	53 76	50	H	Saint Mary's (CA)	64 70	86	H	UC Davis	62 75	104	H	Utah St.	61 72
								90	H	Boise St.	95 71	110	H	Nebraska	87 84
												126	A	CSUN	52 65
												179	N	Jacksonville St.	64 51
												238	H	San Francisco	91 61
-----															
LAST 12 Division I GAMES:															
179	N	Jacksonville St.	64 51	238	H	San Francisco	91 61	126	A	CSUN	52 65	86	H	UC Davis	62 75
20	A	Gonzaga	53 76	50	H	Saint Mary's (CA)	64 70	110	H	Nebraska	87 84	104	H	Utah St.	61 72
90	H	Boise St.	95 71												

Non-Div I Games:

Washington St.

Average RPI	Win: 302	WON-LOST	WINNING	LAST 10	STRENGTH OF	OPP. STRENGTH	TEAM	ADJ.	CONF.	ADJ CONF.
Average RPI	Loss: 131	RECORD	PCT. RANK	GAMES	SCHEDULE	OF SCHEDULE	RPI	RPI	RPI	RPI
DIV. I ONLY	2- 5	260	0- 0	226	208	259	259	11	11	
DIV. I NON-CONF.	2- 5	260	0- 0	226	208	259	259	11	11	
-----										
TOTALS	RPI 1-25	RPI 26-50	W-L RECORDS	RPI 51-100	RPI 101-150	RPI 150+				
2- 5	0- 0	0- 0	OVERALL	0- 3	0- 1	2- 1				
1- 1	0- 0	0- 0	HOME	0- 1	0- 0	1- 0				
1- 3	0- 0	0- 0	AWAY	0- 1	0- 1	1- 1				
0- 1	0- 0	0- 0	NEUTRAL	0- 1	0- 0	0- 0				
2- 5	0- 0	0- 0	NON-CONFERENCE	0- 3	0- 1	2- 1				
1- 1	0- 0	0- 0	HOME	0- 1	0- 0	1- 0				
1- 3	0- 0	0- 0	AWAY	0- 1	0- 1	1- 1				
0- 1	0- 0	0- 0	NEUTRAL	0- 1	0- 0	0- 0				
0- 0	0- 0	0- 0	CONFERENCE	0- 0	0- 0	0- 0				
0- 0	0- 0	0- 0	HOME	0- 0	0- 0	0- 0				
0- 0	0- 0	0- 0	AWAY	0- 0	0- 0	0- 0				
0- 0	0- 0	0- 0	NEUTRAL	0- 0	0- 0	0- 0				

RPI 1-25				RPI 26-50				RPI 51-100				RPI 101+ Team's RPI: 259			
RPI	S	Opponent	Score	RPI	S	Opponent	Score	RPI	S	Opponent	Score	RPI	S	Opponent	Score
								73	N	VCU	36 64	135	A	Pepperdine	47 68
								78	H	Portland	73 89	272	A	UTSA	59 66
								99	A	Utah	56 77	293	A	Incarnate Word	72 64
												311	H	UTEP	68 63
LAST 12 Division I GAMES:															
				99	A	Utah	56 77	78	H	Portland	73 89				
				135	A	Pepperdine	47 68								
				311	H	UTEP	68 63								
				272	A	UTSA	59 66								
				73	N	VCU	36 64								
				293	A	Incarnate Word	72 64								

Non-Div I Games: La Verne 105 43

Weber St.



Average RPI Win: 255

Average RPI Loss: 47

WON-LOST  
RECORDWINNING  
PCT. RANKLAST 10  
GAMESSTRENGTH OF  
SCHEDULEOPP. STRENGTH  
OF SCHEDULETEAM  
RPIADJ.  
RPICONF.  
RPIADJ CONF.  
RPIDIV. I ONLY  
DIV. I NON-CONF.6- 2  
6- 266  
661- 0  
1- 0332  
33236  
36220  
220220  
2206  
66  
6

TOTALS

RPI 1-25

RPI 26-50

W-L RECORDS

RPI 51-100

RPI 101-150

RPI 150+

6- 2 0- 1

4- 1 0- 0

1- 0 0- 0

1- 1 0- 1

0- 0

0- 0

0- 0

0- 0

OVERALL

0- 1

1- 0

5- 0

HOME

0- 1

0- 0

4- 0

AWAY

0- 0

1- 0

0- 0

NEUTRAL

0- 0

0- 0

1- 0

NON-CONFERENCE

0- 1

1- 0

5- 0

HOME

0- 1

0- 0

4- 0

AWAY

0- 0

1- 0

0- 0

NEUTRAL

0- 0

0- 0

1- 0

CONFERENCE

0- 0

0- 0

0- 0

HOME

0- 0

0- 0

0- 0

AWAY

0- 0

0- 0

0- 0

NEUTRAL

0- 0

0- 0

0- 0

RPI 1-25

RPI 26-50

RPI 51-100

RPI 101+

Team's RPI: 220

RPI	S	Opponent	Score
17	N	Iowa	81 84

RPI	S	Opponent	Score

RPI	S	Opponent	Score
77	H	Missouri	51 68

RPI	S	Opponent	Score
117	A	Pittsburgh	77 43
262	H	Coppin St.	78 37
268	H	Eastern Ky.	78 29
268	N	Eastern Ky.	81 39
286	H	Bryant	94 48
329	H	NJIT	95 50

LAST 12 Division I GAMES:

286	H	Bryant	94	48
329	H	NJIT	95	50
262	H	Coppin St.	78	37

268	N	Eastern Ky.	81	39
268	H	Eastern Ky.	78	29
117	A	Pittsburgh	77	43
77	H	Missouri	51	68
17	N	Iowa	81	84

West Virginia

West Virginia

Non-Div I Games:

West Virginia

Average RPI Win: 303  
Average RPI Loss: 187

WON-LOST  
RECORD

WINNING  
PCT. RANK

LAST 10  
GAMES

STRENGTH OF  
SCHEDULE

OPP. STRENGTH  
OF SCHEDULE

TEAM  
RPI

ADJ.  
RPI

CONF.  
RPI

ADJ CONF.  
RPI

DIV. I ONLY  
DIV. I NON-CONF.

1- 8  
1- 8

318  
318

1- 0  
1- 0

186  
186

337  
337

327  
327

327  
327

26  
26

26  
26

TOTALS

RPI 1-25

RPI 26-50

W-L RECORDS

RPI 51-100

RPI 101-150

RPI 150+

1- 8  
1- 3  
0- 5  
0- 0

0- 0  
0- 0  
0- 0  
0- 0

0- 0  
0- 0  
0- 0  
0- 0

OVERALL  
HOME  
AWAY  
NEUTRAL

0- 2  
0- 0  
0- 2  
0- 0

0- 1  
0- 1  
0- 0  
0- 0

1- 5  
1- 2  
0- 3  
0- 0

1- 8  
1- 3  
0- 5  
0- 0

0- 0  
0- 0  
0- 0  
0- 0

0- 0  
0- 0  
0- 0  
0- 0

NON-CONFERENCE  
HOME  
AWAY  
NEUTRAL

0- 2  
0- 0  
0- 2  
0- 0

0- 1  
0- 1  
0- 0  
0- 0

1- 5  
1- 2  
0- 3  
0- 0

0- 0  
0- 0  
0- 0  
0- 0

0- 0  
0- 0  
0- 0  
0- 0

0- 0  
0- 0  
0- 0  
0- 0

CONFERENCE  
HOME  
AWAY  
NEUTRAL

0- 0  
0- 0  
0- 0  
0- 0

0- 0  
0- 0  
0- 0  
0- 0

0- 0  
0- 0  
0- 0  
0- 0

RPI 1-25

RPI 26-50

RPI 51-100

RPI 101+

Team's RPI: 327

RPI S Opponent Score

RPI S Opponent Score

RPI S Opponent Score

RPI S Opponent Score

72 A Georgi a Tech 49 84  
95 A Tennessee Tech 58 77

144 H North Ala. 66 89  
154 A Coastal Caro. 59 77  
172 A UNC Asheville 49 74  
203 H Campbell 37 63  
303 H USC Upstate 68 64  
325 H N. C. A&T 51 69  
329 A NJIT 71 79

LAST 12 Division I GAMES:

303 H USC Upstate 68 64  
325 H N. C. A&T 51 69  
144 H North Ala. 66 89

329 A NJIT 71 79  
95 A Tennessee Tech 58 77  
172 A UNC Asheville 49 74  
72 A Georgi a Tech 49 84  
203 H Campbell 37 63  
154 A Coastal Caro. 59 77

Non-Div I Games: Young Harris 63 54

Western Caro.

Loss, Non-Conf, S Site, H Home A Away N Neutral

Average RPI Win:	345	WON-LOST	WINNING	LAST 10	STRENGTH OF	OPP. STRENGTH	TEAM	ADJ.	CONF.	ADJ CONF.
Average RPI Loss:	116	RECORD	PCT. RANK	GAMES	SCHEDULE	OF SCHEDULE	RPI	RPI	RPI	RPI
DIV. I ONLY	1- 8	318	0- 1	66	241	267	267	13	13	
DIV. I NON-CONF.	1- 8	318	0- 1	66	241	267	267	13	13	
-----										
TOTALS	RPI 1-25	RPI 26-50	W-L RECORDS	RPI 51-100	RPI 101-150	RPI 150+				
1- 8	0- 1	0- 1	OVERALL	0- 2	0- 2	1- 2				
1- 2	0- 1	0- 0	HOME	0- 1	0- 0	1- 0				
0- 4	0- 0	0- 1	AWAY	0- 1	0- 1	0- 1				
0- 2	0- 0	0- 0	NEUTRAL	0- 0	0- 1	0- 1				
1- 8	0- 1	0- 1	NON-CONFERENCE	0- 2	0- 2	1- 2				
1- 2	0- 1	0- 0	HOME	0- 1	0- 0	1- 0				
0- 4	0- 0	0- 1	AWAY	0- 1	0- 1	0- 1				
0- 2	0- 0	0- 0	NEUTRAL	0- 0	0- 1	0- 1				
0- 0	0- 0	0- 0	CONFERENCE	0- 0	0- 0	0- 0				
0- 0	0- 0	0- 0	HOME	0- 0	0- 0	0- 0				
0- 0	0- 0	0- 0	AWAY	0- 0	0- 0	0- 0				
0- 0	0- 0	0- 0	NEUTRAL	0- 0	0- 0	0- 0				

RPI 1-25				RPI 26-50				RPI 51-100				RPI 101+ Team' s RPI : 267											
RPI	S	Opponent	Score	RPI	S	Opponent	Score	RPI	S	Opponent	Score	RPI	S	Opponent	Score								
8	H	Drake	71 98	42	A	Butler	51 92	77	H	Missouri	64 89	112	N	Northern Ill.	61 86								
								93	A	Purdue	60 81	125	A	Bradley	68 82								
												222	A	Southeast Mo. St.	71 81								
												246	N	Eastern Ill.	62 64								
												345	H	Austin Peay	77 72								
-----																							
LAST 12 Division I GAMES:																							
112	N	Northern Ill.	61 86	93	A	Purdue	60 81																
246	N	Eastern Ill.	62 64	8	H	Drake	71 98																
125	A	Bradley	68 82	77	H	Missouri	64 89																
345	H	Austin Peay	77 72																				
222	A	Southeast Mo. St.	71 81																				
42	A	Butler	51 92																				

Non-Div I Games: MacMurray 136 39 William Woods 81 73

Western Ill.

Average RPI Win: 237		WON-LOST	WINNING	LAST 10	STRENGTH OF		OPP. STRENGTH	TEAM	ADJ.	CONF.	ADJ CONF.
Average RPI Loss: 92		RECORD	PCT. RANK	GAMES	SCHEDULE		OF SCHEDULE	RPI	RPI	RPI	RPI
DIV. I ONLY		4- 7	235	0- 1	111		125	207	207	18	18
DIV. I NON-CONF.		4- 7	235	0- 1	111		125	207	207	18	18
-----											
TOTALS		RPI 1-25		RPI 26-50	W-L RECORDS		RPI 51-100	RPI 101-150		RPI 150+	
4- 7		0- 3		0- 1	OVERALL		0- 1	1- 0		3- 2	
2- 3		0- 2		0- 0	HOME		0- 0	0- 0		2- 1	
1- 2		0- 0		0- 1	AWAY		0- 0	1- 0		0- 1	
1- 2		0- 1		0- 0	NEUTRAL		0- 1	0- 0		1- 0	
4- 7		0- 3		0- 1	NON-CONFERENCE		0- 1	1- 0		3- 2	
2- 3		0- 2		0- 0	HOME		0- 0	0- 0		2- 1	
1- 2		0- 0		0- 1	AWAY		0- 0	1- 0		0- 1	
1- 2		0- 1		0- 0	NEUTRAL		0- 1	0- 0		1- 0	
0- 0		0- 0		0- 0	CONFERENCE		0- 0	0- 0		0- 0	
0- 0		0- 0		0- 0	HOME		0- 0	0- 0		0- 0	
0- 0		0- 0		0- 0	AWAY		0- 0	0- 0		0- 0	
0- 0		0- 0		0- 0	NEUTRAL		0- 0	0- 0		0- 0	

RPI	S	Opponent	Score
9	H	Louisville	80 102
17	H	Iowa	67 104
20	N	Gonzaga	55 76

RPI	S	Opponent	Score
44	A	Central Mich.	90 108

RPI	S	Opponent	Score
98	N	Oregon St.	60 74

RPI	S	Opponent	Score
148	A	Little Rock	68 56
168	H	Southern Ill.	83 76
193	A	Oklahoma	83 90
261	H	Ball St.	83 86
296	N	ETSU	82 68
337	H	Morgan St.	90 43

## LAST 12 Division I GAMES:

148	A	Little Rock	68	56	20	N	Gonzaga	55	76
337	H	Morgan St.	90	43	296	N	ETSU	82	68
98	N	Oregon St.	60	74	261	H	Ball St.	83	86
168	H	Southern Ill.	83	76	193	A	Oklahoma	83	90
44	A	Central Mich.	90	108	9	H	Louisville	80	102
17	H	Iowa	67	104					

Non-Div I Games: Bel Air mi ne 95 57

Western Ky.

Average RPI	Win:	292	WON-LOST	WINNING	LAST 10	STRENGTH OF	OPP. STRENGTH	TEAM	ADJ.	CONF.	ADJ CONF.
Average RPI	Loss:	159	RECORD	PCT. RANK	GAMES	SCHEDULE	OF SCHEDULE	RPI	RPI	RPI	RPI
DIV. I ONLY		4- 4		161	1- 0	333	129	300	300	10	10
DIV. I NON-CONF.		4- 4		161	1- 0	333	129	300	300	10	10
-----											
TOTALS	RPI 1-25		RPI 26-50		W-L RECORDS	RPI 51-100		RPI 101-150		RPI 150+	
4- 4	0- 0		0- 0		OVERALL	0- 1		0- 1		4- 2	
2- 3	0- 0		0- 0		HOME	0- 1		0- 1		2- 1	
2- 1	0- 0		0- 0		AWAY	0- 0		0- 0		2- 1	
0- 0	0- 0		0- 0		NEUTRAL	0- 0		0- 0		0- 0	
4- 4	0- 0		0- 0		NON-CONFERENCE	0- 1		0- 1		4- 2	
2- 3	0- 0		0- 0		HOME	0- 1		0- 1		2- 1	
2- 1	0- 0		0- 0		AWAY	0- 0		0- 0		2- 1	
0- 0	0- 0		0- 0		NEUTRAL	0- 0		0- 0		0- 0	
0- 0	0- 0		0- 0		CONFERENCE	0- 0		0- 0		0- 0	
0- 0	0- 0		0- 0		HOME	0- 0		0- 0		0- 0	
0- 0	0- 0		0- 0		AWAY	0- 0		0- 0		0- 0	
0- 0	0- 0		0- 0		NEUTRAL	0- 0		0- 0		0- 0	

RPI 1-25				RPI 26-50				RPI 51-100				RPI 101+ Team's RPI: 300			
RPI	S	Opponent	Score	RPI	S	Opponent	Score	RPI	S	Opponent	Score	RPI	S	Opponent	Score
								64	H	Michigan	42	79			
												107	H	New Mexico St.	54
												229	H	Loyola Chicago	53
												234	A	Ole Miss	66
												268	H	Eastern Ky.	64
												269	A	Fla. Atlantic	69
												297	A	Detroit Mercy	54
												332	H	Purdue Fort Wayne	69
															61
LAST 12 Division I GAMES:															
234	A	Ole Miss	66	69	269	A	Fla. Atlantic	69	59	297	A	Detroit Mercy	54	44	
64	H	Michigan	42	79	229	H	Loyola Chicago	53	64	268	H	Eastern Ky.	64	53	
107	H	New Mexico St.	54	66											
332	H	Purdue Fort Wayne	69	61											

Non-Div I Games:

Western Mich.

Average RPI Win:	208	WON-LOST	WINNING	LAST 10	STRENGTH OF	OPP. STRENGTH	TEAM	ADJ.	CONF.	ADJ CONF.
Average RPI Loss:	85	RECORD	PCT. RANK	GAMES	SCHEDULE	OF SCHEDULE	RPI	RPI	RPI	RPI
DIV. I ONLY	6- 4	122	1- 0	303	19	248	248	8	8	
DIV. I NON-CONF.	6- 4	122	1- 0	303	19	248	248	8	8	
-----										
TOTALS	RPI 1-25	RPI 26-50	W-L RECORDS	RPI 51-100	RPI 101-150	RPI 150+				
6- 4	0- 1	0- 0	OVERALL	1- 1	0- 2	5- 0				
6- 3	0- 0	0- 0	HOME	1- 1	0- 2	5- 0				
0- 0	0- 0	0- 0	AWAY	0- 0	0- 0	0- 0				
0- 1	0- 1	0- 0	NEUTRAL	0- 0	0- 0	0- 0				
6- 4	0- 1	0- 0	NON-CONFERENCE	1- 1	0- 2	5- 0				
6- 3	0- 0	0- 0	HOME	1- 1	0- 2	5- 0				
0- 0	0- 0	0- 0	AWAY	0- 0	0- 0	0- 0				
0- 1	0- 1	0- 0	NEUTRAL	0- 0	0- 0	0- 0				
0- 0	0- 0	0- 0	CONFERENCE	0- 0	0- 0	0- 0				
0- 0	0- 0	0- 0	HOME	0- 0	0- 0	0- 0				
0- 0	0- 0	0- 0	AWAY	0- 0	0- 0	0- 0				
0- 0	0- 0	0- 0	NEUTRAL	0- 0	0- 0	0- 0				

RPI 1-25				RPI 26-50				RPI 51-100				RPI 101+ Team's RPI: 248			
RPI	S	Opponent	Score	RPI	S	Opponent	Score	RPI	S	Opponent	Score	RPI	S	Opponent	Score
16	N	South Dakota	64 73					65	H	Louisiana Tech	70 56	114	H	Creighton	71 83
								95	H	Tennessee Tech	45 55	116	H	Oklahoma St.	47 60
												186	H	Ark.-Pine Bluff	76 39
												212	H	Sam Houston St.	63 55
												225	H	Missouri St.	63 60
												241	H	Grambling	70 61
												318	H	Houston Baptist	68 50
-----															
LAST 12 Division I GAMES:															
241	H	Grambling	70 61	95	H	Tennessee Tech	45 55	116	H	Oklahoma St.	47 60				
114	H	Creighton	71 83	65	H	Louisiana Tech	70 56	16	N	South Dakota	64 73				
225	H	Missouri St.	63 60	318	H	Houston Baptist	68 50	212	H	Sam Houston St.	63 55				
186	H	Ark.-Pine Bluff	76 39												

Non-Div I Games:

Wichita St.

Average RPI Win:	254	WON-LOST	WINNING	LAST 10	STRENGTH OF	OPP. STRENGTH	TEAM	ADJ.	CONF.	ADJ CONF.
Average RPI Loss:	111	RECORD	PCT. RANK	GAMES	SCHEDULE	OF SCHEDULE	RPI	RPI	RPI	RPI
DIV. I ONLY	5- 4	140	0- 1	217	184	169	169	12	12	
DIV. I NON-CONF.	5- 4	140	0- 1	217	184	169	169	12	12	
-----										
TOTALS	RPI 1-25	RPI 26-50	W-L RECORDS	RPI 51-100	RPI 101-150	RPI 150+				
5- 4	0- 1	0- 0	OVERALL	0- 1	0- 1	5- 1				
3- 1	0- 0	0- 0	HOME	0- 1	0- 0	3- 0				
2- 3	0- 1	0- 0	AWAY	0- 0	0- 1	2- 1				
0- 0	0- 0	0- 0	NEUTRAL	0- 0	0- 0	0- 0				
5- 4	0- 1	0- 0	NON-CONFERENCE	0- 1	0- 1	5- 1				
3- 1	0- 0	0- 0	HOME	0- 1	0- 0	3- 0				
2- 3	0- 1	0- 0	AWAY	0- 0	0- 1	2- 1				
0- 0	0- 0	0- 0	NEUTRAL	0- 0	0- 0	0- 0				
0- 0	0- 0	0- 0	CONFERENCE	0- 0	0- 0	0- 0				
0- 0	0- 0	0- 0	HOME	0- 0	0- 0	0- 0				
0- 0	0- 0	0- 0	AWAY	0- 0	0- 0	0- 0				
0- 0	0- 0	0- 0	NEUTRAL	0- 0	0- 0	0- 0				

RPI 1-25				RPI 26-50				RPI 51-100				RPI 101+				Team's RPI: 169
RPI	S	Opponent	Score	RPI	S	Opponent	Score	RPI	S	Opponent	Score	RPI	S	Opponent	Score	
22	A	Old Domini on	69 83					73	H	VCU	55 72	119	A	Hartford	45 50	
												197	H	East Carol i na	63 43	
												204	H	Howard	88 75	
												231	A	Davi dson	65 76	
												265	A	Fai rfi el d	60 54	
												280	H	Ri chmond	65 55	
												322	A	Loyol a Maryl and	65 49	
LAST 12 Divi sion I GAMES:																
22	A	Old Domini on	69 83	197	H	East Carol i na	63 43	231	A	Davi dson	65 76	204	H	Howard	88 75	
280	H	Ri chmond	65 55	322	A	Loyol a Maryl and	65 49	73	H	VCU	55 72					
265	A	Fai rfi el d	60 54													
119	A	Hartford	45 50													

Non-Div I Games:

William &amp; Mary

Average RPI Win:	279	WON-LOST	WINNING	LAST 10	STRENGTH OF	OPP. STRENGTH	TEAM	ADJ.	CONF.	ADJ CONF.
Average RPI Loss:	158	RECORD	PCT. RANK	GAMES	SCHEDULE	OF SCHEDULE	RPI	RPI	RPI	RPI
DIV. I ONLY	4- 4	161	1- 0	210	307	173	173	29	29	
DIV. I NON-CONF.	4- 4	161	1- 0	210	307	173	173	29	29	
-----										
TOTALS	RPI 1-25	RPI 26-50	W-L RECORDS	RPI 51-100	RPI 101-150	RPI 150+				
4- 4	0- 0	0- 0	OVERALL	0- 0	0- 3	4- 1				
2- 0	0- 0	0- 0	HOME	0- 0	0- 0	2- 0				
2- 4	0- 0	0- 0	AWAY	0- 0	0- 3	2- 1				
0- 0	0- 0	0- 0	NEUTRAL	0- 0	0- 0	0- 0				
4- 4	0- 0	0- 0	NON-CONFERENCE	0- 0	0- 3	4- 1				
2- 0	0- 0	0- 0	HOME	0- 0	0- 0	2- 0				
2- 4	0- 0	0- 0	AWAY	0- 0	0- 3	2- 1				
0- 0	0- 0	0- 0	NEUTRAL	0- 0	0- 0	0- 0				
0- 0	0- 0	0- 0	CONFERENCE	0- 0	0- 0	0- 0				
0- 0	0- 0	0- 0	HOME	0- 0	0- 0	0- 0				
0- 0	0- 0	0- 0	AWAY	0- 0	0- 0	0- 0				
0- 0	0- 0	0- 0	NEUTRAL	0- 0	0- 0	0- 0				

RPI 1-25				RPI 26-50				RPI 51-100				RPI 101+ Team's RPI: 173			
RPI	S	Opponent	Score	RPI	S	Opponent	Score	RPI	S	Opponent	Score	RPI	S	Opponent	Score
												113	A	James Madison	39 56
												134	A	Georgia	39 85
												141	A	Wisconsin	41 76
												194	H	Elon	58 57
												242	A	Wofford	53 70
												283	A	Col. of Charleston	71 64
												299	A	South Carolina St.	58 50
												339	H	N.C. Central	66 41
LAST 12 Division I GAMES:															
299	A	South Carolina St.	58 50	194	H	Elon	58 57								
283	A	Col. of Charleston	71 64	141	A	Wisconsin	41 76								
113	A	James Madison	39 56												
242	A	Wofford	53 70												
339	H	N.C. Central	66 41												
134	A	Georgia	39 85												

Non-Div I Games: Newberry

63

67

Winthrop



W  
i  
s  
c  
o  
n  
s  
i  
n

Wisconsin				Through Games Of Dec. 17, 2018							
Average RPI	Win: 221	WON-LOST	WINNING	LAST 10	STRENGTH OF	OPP. STRENGTH	TEAM	ADJ.	CONF.	ADJ. CONF.	
Average RPI	Loss: 41	RECORD	PCT. RANK	GAMES	SCHEDULE	OF SCHEDULE	RPI	RPI	RPI	RPI	
DIV. I ONLY		8- 3	81	1- 0	257	85	141	141	3	3	
DIV. I NON-CONF.		8- 3	81	1- 0	257	85	141	141	3	3	
<hr/>											
TOTALS	RPI 1-25		RPI 26-50		W-L RECORDS		RPI 51-100		RPI 101-150	RPI 150+	
8- 3	0- 0		1- 2		OVERALL		0- 1		1- 0	6- 0	
5- 1	0- 0		1- 1		HOME		0- 0		0- 0	4- 0	
1- 1	0- 0		0- 1		AWAY		0- 0		0- 0	1- 0	
2- 1	0- 0		0- 0		NEUTRAL		0- 1		1- 0	1- 0	
8- 3	0- 0		1- 2		NON-CONFERENCE		0- 1		1- 0	6- 0	
5- 1	0- 0		1- 1		HOME		0- 0		0- 0	4- 0	
1- 1	0- 0		0- 1		AWAY		0- 0		0- 0	1- 0	
2- 1	0- 0		0- 0		NEUTRAL		0- 1		1- 0	1- 0	
0- 0	0- 0		0- 0		CONFERENCE		0- 0		0- 0	0- 0	
0- 0	0- 0		0- 0		HOME		0- 0		0- 0	0- 0	
0- 0	0- 0		0- 0		AWAY		0- 0		0- 0	0- 0	
0- 0	0- 0		0- 0		NEUTRAL		0- 0		0- 0	0- 0	

RPI 1-25				RPI 26-50				RPI 51-100				RPI 101+ Team's RPI: 141			
RPI	S	Opponent	Score	RPI	S	Opponent	Score	RPI	S	Opponent	Score	RPI	S	Opponent	Score
				30	A	Green Bay	46 55	52	N	Arkansas	68 69	117	N	Pittsburgh	57 42
				39	H	IUPUI	65 64					173	H	Winthrop	76 41
				41	H	Duke	53 60					180	A	Milwaukee	68 57
												302	N	Tennessee St.	58 53
												310	H	Marshall	67 49
												313	H	North Dakota St.	64 53
												334	H	Chicago St.	85 38
-----															
LAST 12 Division I GAMES:															
				302	N	Tennessee St.	58 53	334	H	Chicago St.	85 38				
				117	N	Pittsburgh	57 42	30	A	Green Bay	46 55				
				39	H	IUPUI	65 64	310	H	Marshall	67 49				
				313	H	North Dakota St.	64 53	41	H	Duke	53 60				
				180	A	Milwaukee	68 57	52	N	Arkansas	68 69				
				173	H	Winthrop	76 41								

Non-Div I Games:

Wisconsin

W  
i  
s  
c  
o  
n  
s  
i  
n

Average RPI Win:	260	WON-LOST	WINNING	LAST 10	STRENGTH OF	OPP. STRENGTH	TEAM	ADJ.	CONF.	ADJ CONF.
Average RPI Loss:	196	RECORD	PCT. RANK	GAMES	SCHEDULE	OF SCHEDULE	RPI	RPI	RPI	RPI

DIV. I ONLY	5- 6	187	0- 1	309	257	242	242	26	26
DIV. I NON-CONF.	5- 6	187	0- 1	309	257	242	242	26	26
TOTALS	RPI 1-25	RPI 26-50	W-L RECORDS	RPI 51-100	RPI 101-150	RPI 150+			
5- 6	0- 0	0- 0	OVERALL	0- 2	0- 0	5- 4			
3- 0	0- 0	0- 0	HOME	0- 0	0- 0	3- 0			
2- 6	0- 0	0- 0	AWAY	0- 2	0- 0	2- 4			
0- 0	0- 0	0- 0	NEUTRAL	0- 0	0- 0	0- 0			
5- 6	0- 0	0- 0	NON-CONFERENCE	0- 2	0- 0	5- 4			
3- 0	0- 0	0- 0	HOME	0- 0	0- 0	3- 0			
2- 6	0- 0	0- 0	AWAY	0- 2	0- 0	2- 4			
0- 0	0- 0	0- 0	NEUTRAL	0- 0	0- 0	0- 0			
0- 0	0- 0	0- 0	CONFERENCE	0- 0	0- 0	0- 0			
0- 0	0- 0	0- 0	HOME	0- 0	0- 0	0- 0			
0- 0	0- 0	0- 0	AWAY	0- 0	0- 0	0- 0			
0- 0	0- 0	0- 0	NEUTRAL	0- 0	0- 0	0- 0			

RPI S Opponent	RPI S Opponent	RPI S Opponent	RPI S Opponent	Team's RPI: 242
RPI 1-25	RPI 26-50	RPI 51-100	RPI 101+	
Score	Score	Score	Score	
		75 A Charlotte 63 85	160 A Appalachian St. 70 94	
		96 A Clemson 77 85	172 A UNC Asheville 46 60	
			173 H Winthrop 70 53	
			244 A Ga. Southern 81 65	
			249 H Gardner-Webb 59 53	
			283 H Col. of Charleston 78 58	
			336 A Presbyterian 50 61	
			339 A N.C. Central 59 66	
			349 A Longwood 101 72	
LAST 12 Division I GAMES:				
283 H Col. of Charleston 78 58	160 A Appalachian St. 70 94			
336 A Presbyterian 50 61	339 A N.C. Central 59 66			
75 A Charlotte 63 85	349 A Longwood 101 72			
96 A Clemson 77 85	249 H Gardner-Webb 59 53			
244 A Ga. Southern 81 65	172 A UNC Asheville 46 60			
	173 H Winthrop 70 53			

Non-Div I Games: Warren Wilson 107 30

Wofford

Average RPI Win:	209	WON-LOST	WINNING	LAST 10	STRENGTH OF	OPP. STRENGTH	TEAM	ADJ.	CONF.	ADJ CONF.
Average RPI Loss:	117	RECORD	PCT. RANK	GAMES	SCHEDULE	OF SCHEDULE	RPI	RPI	RPI	RPI
DIV. I ONLY	7- 3	87	0- 0	208	174	105	105	14	14	
DIV. I NON-CONF.	7- 3	87	0- 0	208	174	105	105	14	14	
-----										
TOTALS	RPI 1-25	RPI 26-50	W-L RECORDS	RPI 51-100	RPI 101-150	RPI 150+				
7- 3	0- 1	0- 1	OVERALL	0- 0	3- 0	4- 1				
1- 1	0- 0	0- 1	HOME	0- 0	1- 0	0- 0				
2- 2	0- 1	0- 0	AWAY	0- 0	0- 0	2- 1				
4- 0	0- 0	0- 0	NEUTRAL	0- 0	2- 0	2- 0				
7- 3	0- 1	0- 1	NON-CONFERENCE	0- 0	3- 0	4- 1				
1- 1	0- 0	0- 1	HOME	0- 0	1- 0	0- 0				
2- 2	0- 1	0- 0	AWAY	0- 0	0- 0	2- 1				
4- 0	0- 0	0- 0	NEUTRAL	0- 0	2- 0	2- 0				
0- 0	0- 0	0- 0	CONFERENCE	0- 0	0- 0	0- 0				
0- 0	0- 0	0- 0	HOME	0- 0	0- 0	0- 0				
0- 0	0- 0	0- 0	AWAY	0- 0	0- 0	0- 0				
0- 0	0- 0	0- 0	NEUTRAL	0- 0	0- 0	0- 0				

RPI 1-25				RPI 26-50				RPI 51-100				RPI 101+				Team's RPI: 105
RPI	S	Opponent	Score	RPI	S	Opponent	Score	RPI	S	Opponent	Score	RPI	S	Opponent	Score	
25	A	Michigan St.	68 84	47	H	Belmont	63 79					133	N	Marist	76 60	
												138	H	Kent St.	61 55	
												143	N	Drexel	71 63	
												215	A	UNLV	68 52	
												233	N	Stetson	57 44	
												257	N	Hofstra	93 64	
												279	A	CSU Bakersfield	74 76	
												341	A	Manhattan	60 44	
-----																
LAST 12 Division I GAMES:																
341	A	Manhattan	60 44	143	N	Drexel	71 63									
47	H	Belmont	63 79	138	H	Kent St.	61 55									
215	A	UNLV	68 52	133	N	Marist	76 60									
279	A	CSU Bakersfield	74 76	233	N	Stetson	57 44									
				257	N	Hofstra	93 64									
				25	A	Michigan St.	68 84									

Non-Div I Games: Kentucky St. 83 53

Wright St.

Average RPI Win: **168**  
 Average RPI Loss: **56**

WON-LOST  
RECORD

WINNING  
PCT. RANK

LAST 10  
GAMES

STRENGTH OF  
SCHEDULE

OPP. STRENGTH  
OF SCHEDULE

TEAM  
RPI

ADJ.  
RPI

CONF.  
RPI

ADJ CONF.  
RPI

DIV. I ONLY	4- 2	97	1- 0	93	149	51	51	9	9
DIV. I NON-CONF.	4- 2	97	1- 0	93	149	51	51	9	9
TOTALS	RPI 1-25	RPI 26-50	W-L RECORDS	RPI 51-100	RPI 101-150	RPI 150+			
4- 2	0- 0	0- 1	OVERALL	1- 1	1- 0	2- 0			
3- 0	0- 0	0- 0	HOME	1- 0	1- 0	1- 0			
0- 2	0- 0	0- 1	AWAY	0- 1	0- 0	0- 0			
1- 0	0- 0	0- 0	NEUTRAL	0- 0	0- 0	1- 0			
4- 2	0- 0	0- 1	NON-CONFERENCE	1- 1	1- 0	2- 0			
3- 0	0- 0	0- 0	HOME	1- 0	1- 0	1- 0			
0- 2	0- 0	0- 1	AWAY	0- 1	0- 0	0- 0			
1- 0	0- 0	0- 0	NEUTRAL	0- 0	0- 0	1- 0			
0- 0	0- 0	0- 0	CONFERENCE	0- 0	0- 0	0- 0			
0- 0	0- 0	0- 0	HOME	0- 0	0- 0	0- 0			
0- 0	0- 0	0- 0	AWAY	0- 0	0- 0	0- 0			
0- 0	0- 0	0- 0	NEUTRAL	0- 0	0- 0	0- 0			

RPI 1-25			
RPI	S	Opponent	Score
50	A	Saint Mary's (CA)	84 90

RPI 26-50			
RPI	S	Opponent	Score
50	A	Saint Mary's (CA)	84 90

RPI 51-100			
RPI	S	Opponent	Score
61	A	Pacific	64 70
94	H	Montana St.	66 58

Team's RPI : 51			
RPI	S	Opponent	Score
103	H	Denver	78 74
190	H	Idaho	64 61
285	N	North Texas	53 49

RPI 101+			
RPI	S	Opponent	Score
103	H	Denver	78 74
190	H	Idaho	64 61
285	N	North Texas	53 49

LAST 12 Division I GAMES:			
190	H	Idaho	64 61
103	H	Denver	78 74
94	H	Montana St.	66 58
61	A	Pacific	64 70
285	N	North Texas	53 49
50	A	Saint Mary's (CA)	84 90

Non-Div I Games: Chadron St. 80 33 UC-Colo. Springs 98 37

Wyoming

Average RPI	Win: 202	WON-LOST RECORD	WINNING PCT. RANK	LAST 10 GAMES	STRENGTH OF SCHEDULE	OPP. STRENGTH OF SCHEDULE	TEAM RPI	ADJ. RPI	CONF. RPI	ADJ CONF. RPI
Average RPI	Loss: 89									
DIV. I ONLY	7- 2	56	0- 1	130	188	69	69	4	4	
DIV. I NON-CONF.	7- 2	56	0- 1	130	188	69	69	4	4	
-----										
TOTALS	RPI 1-25	RPI 26-50	W-L RECORDS	RPI 51-100	RPI 101-150	RPI 150+				
7- 2	0- 0	0- 1	OVERALL	2- 0	1- 1	4- 0				
6- 1	0- 0	0- 1	HOME	1- 0	1- 0	4- 0				
1- 1	0- 0	0- 0	AWAY	1- 0	0- 1	0- 0				
0- 0	0- 0	0- 0	NEUTRAL	0- 0	0- 0	0- 0				
7- 2	0- 0	0- 1	NON-CONFERENCE	2- 0	1- 1	4- 0				
6- 1	0- 0	0- 1	HOME	1- 0	1- 0	4- 0				
1- 1	0- 0	0- 0	AWAY	1- 0	0- 1	0- 0				
0- 0	0- 0	0- 0	NEUTRAL	0- 0	0- 0	0- 0				
0- 0	0- 0	0- 0	CONFERENCE	0- 0	0- 0	0- 0				
0- 0	0- 0	0- 0	HOME	0- 0	0- 0	0- 0				
0- 0	0- 0	0- 0	AWAY	0- 0	0- 0	0- 0				
0- 0	0- 0	0- 0	NEUTRAL	0- 0	0- 0	0- 0				

RPI 1-25				RPI 26-50				RPI 51-100				RPI 101+			
RPI	S	Opponent	Score	RPI	S	Opponent	Score	RPI	S	Opponent	Score	RPI	S	Opponent	Score
				32	H	Minnesota	53 78	68	A	Wake Forest	62 50	144	H	North Ala.	94 81
								95	H	Tennessee Tech	70 60	145	A	Cincinnati	61 79
												167	H	Bowling Green	65 49
												265	H	Fairfield	48 35
												334	H	Chicago St.	91 57
												338	H	Delaware St.	80 59
Team's RPI: 69															
LAST 12 Division I GAMES:															
				167	H	Bowling Green	65 49	145	A	Cincinnati	61 79				
				68	A	Wake Forest	62 50	338	H	Delaware St.	80 59				
				265	H	Fairfield	48 35	144	H	North Ala.	94 81				
				32	H	Minnesota	53 78								
				95	H	Tennessee Tech	70 60								
				334	H	Chicago St.	91 57								

Non-Div I Games:

Xavier

Average RPI Win:	278	WON-LOST	WINNING	LAST 10	STRENGTH OF	OPP. STRENGTH	TEAM	ADJ.	CONF.	ADJ CONF.
Average RPI Loss:	109	RECORD	PCT. RANK	GAMES	SCHEDULE	OF SCHEDULE	RPI	RPI	RPI	RPI
DIV. I ONLY	7- 5	131	0- 1	177	281	120	120	17	17	
DIV. I NON-CONF.	7- 5	131	0- 1	177	281	120	120	17	17	
-----										
TOTALS	RPI 1-25	RPI 26-50	W-L RECORDS	RPI 51-100	RPI 101-150	RPI 150+				
7- 5	0- 0	0- 0	OVERALL	0- 2	1- 3	6- 0				
2- 0	0- 0	0- 0	HOME	0- 0	0- 0	2- 0				
4- 4	0- 0	0- 0	AWAY	0- 1	1- 3	3- 0				
1- 1	0- 0	0- 0	NEUTRAL	0- 1	0- 0	1- 0				
7- 5	0- 0	0- 0	NON-CONFERENCE	0- 2	1- 3	6- 0				
2- 0	0- 0	0- 0	HOME	0- 0	0- 0	2- 0				
4- 4	0- 0	0- 0	AWAY	0- 1	1- 3	3- 0				
1- 1	0- 0	0- 0	NEUTRAL	0- 1	0- 0	1- 0				
0- 0	0- 0	0- 0	CONFERENCE	0- 0	0- 0	0- 0				
0- 0	0- 0	0- 0	HOME	0- 0	0- 0	0- 0				
0- 0	0- 0	0- 0	AWAY	0- 0	0- 0	0- 0				
0- 0	0- 0	0- 0	NEUTRAL	0- 0	0- 0	0- 0				

RPI 1-25				RPI 26-50				RPI 51-100				RPI 101+ Team's RPI: 120					
RPI	S	Opponent	Score	RPI	S	Opponent	Score	RPI	S	Opponent	Score	RPI	S	Opponent	Score		
								83	A	St. John's (NY)	52	56	112	A	Northern Ill.	80	89
								85	N	SFA	57	67	121	A	Providence	42	59
													145	A	Cincinnati	52	66
													146	A	Youngstown St.	58	56
													275	A	Vermont	58	55
													281	H	Saint Peter's	72	56
													292	N	Niagara	67	64
													306	A	Army West Point	62	51
													319	H	Colgate	80	61
													328	A	Wagner	74	41
LAST 12 Division I GAMES:																	
121	A	Providence	42	59	85	N	SFA	57	67	292	N	Niagara	67	64			
328	A	Wagner	74	41	306	A	Army West Point	62	51	275	A	Vermont	58	55			
146	A	Youngstown St.	58	56	83	A	St. John's (NY)	52	56	281	H	Saint Peter's	72	56			
145	A	Cincinnati	52	66													
112	A	Northern Ill.	80	89													
319	H	Colgate	80	61													

Non-Div I Games:

Yale

Average RPI Win:	243	WON-LOST	WINNING	LAST 10	STRENGTH OF	OPP. STRENGTH	TEAM	ADJ.	CONF.	ADJ CONF.
Average RPI Loss:	129	RECORD	PCT. RANK	GAMES	SCHEDULE	OF SCHEDULE	RPI	RPI	RPI	RPI

DIV. I ONLY	6- 2	66	1- 0	251	254	146	146	14	14
DIV. I NON-CONF.	6- 2	66	1- 0	251	254	146	146	14	14
TOTALS	RPI 1-25	RPI 26-50	W-L RECORDS	RPI 51-100	RPI 101-150	RPI 150+			
6- 2	0- 0	0- 0	OVERALL	0- 0	1- 2	5- 0			
4- 1	0- 0	0- 0	HOME	0- 0	0- 1	4- 0			
2- 1	0- 0	0- 0	AWAY	0- 0	1- 1	1- 0			
0- 0	0- 0	0- 0	NEUTRAL	0- 0	0- 0	0- 0			
6- 2	0- 0	0- 0	NON-CONFERENCE	0- 0	1- 2	5- 0			
4- 1	0- 0	0- 0	HOME	0- 0	0- 1	4- 0			
2- 1	0- 0	0- 0	AWAY	0- 0	1- 1	1- 0			
0- 0	0- 0	0- 0	NEUTRAL	0- 0	0- 0	0- 0			
0- 0	0- 0	0- 0	CONFERENCE	0- 0	0- 0	0- 0			
0- 0	0- 0	0- 0	HOME	0- 0	0- 0	0- 0			
0- 0	0- 0	0- 0	AWAY	0- 0	0- 0	0- 0			
0- 0	0- 0	0- 0	NEUTRAL	0- 0	0- 0	0- 0			

RPI 1-25	RPI 26-50	RPI 51-100	RPI 101+	Team's RPI: 146
RPI S Opponent Score	RPI S Opponent Score	RPI S Opponent Score	RPI S Opponent Score	
			117 A Pittsburgh 64 55	
			120 H Yale 56 58	
			138 A Kent St. 34 62	
			229 H Loyol a Chi cago 74 63	
			230 H Akron 72 61	
			263 H Saint Francis (PA) 80 56	
			287 H Robert Morris 69 59	
			330 A Cani si us 62 36	
LAST 12 Division I GAMES:				
229 H Loyol a Chi cago 74 63	263 H Saint Francis (PA) 80 56			
287 H Robert Morris 69 59	330 A Cani si us 62 36			
	230 H Akron 72 61			
	120 H Yale 56 58			
	138 A Kent St. 34 62			
	117 A Pittsburgh 64 55			

Non-Div I Games: Carlow 90 31

Youngstown St.