

Average RPI Win: 271 WON-LOST WINNING LAST 10 STRENGTH OF OPP. STRENGTH TEAM ADJ. CONF. ADJ CONF.  
Average RPI Loss: 172 RECORD PCT. RANK GAMES SCHEDULE OF SCHEDULE RPI RPI RPI RPI

DIV. I ONLY	3- 3	158	3- 3	316	235	231	231	27	27
DIV. I NON-CONF.	3- 3	158	3- 3	316	235	231	231	27	27
-----									
TOTALS	RPI 1-25	RPI 26-50	W-L RECORDS	RPI 51-100	RPI 101-150	RPI 150+			
3- 3	0- 0	0- 0	OVERALL	0- 0	0- 1	3- 2			
1- 0	0- 0	0- 0	HOME	0- 0	0- 0	1- 0			
0- 3	0- 0	0- 0	AWAY	0- 0	0- 0	0- 0			
2- 0	0- 0	0- 0	NEUTRAL	0- 0	0- 0	2- 0			
3- 3	0- 0	0- 0	NON-CONFERENCE	0- 0	0- 1	3- 2			
1- 0	0- 0	0- 0	HOME	0- 0	0- 0	1- 0			
0- 3	0- 0	0- 0	AWAY	0- 0	0- 1	0- 2			
2- 0	0- 0	0- 0	NEUTRAL	0- 0	0- 0	2- 0			
0- 0	0- 0	0- 0	CONFERENCE	0- 0	0- 0	0- 0			
0- 0	0- 0	0- 0	HOME	0- 0	0- 0	0- 0			
0- 0	0- 0	0- 0	AWAY	0- 0	0- 0	0- 0			
0- 0	0- 0	0- 0	NEUTRAL	0- 0	0- 0	0- 0			

RPI 1-25				RPI 26-50				RPI 51-100				RPI 101+ Team's RPI: 231			
RPI	S	Opponent	Score	RPI	S	Opponent	Score	RPI	S	Opponent	Score	RPI	S	Opponent	Score
												130	A	UTEP	49 69
												186	A	New Mexico St.	61 70
												200	A	UTRGV	53 56
												200	H	UTRGV	71 41
												288	N	Prairie View	72 62
												326	N	Florida A&M	58 55
LAST 12 Division I GAMES:															
				200	H	UTRGV	71 41								
				326	N	Florida A&M	58 55								
				288	N	Prairie View	72 62								
				186	A	New Mexico St.	61 70								
				130	A	UTEP	49 69								
				200	A	UTRGV	53 56								

Non-Div I Games: Tex. A&M Int'l 53 34 McMurry 62 43 Texas Lutheran 87 56

Average RPI Win:	217	WON-LOST	WINNING	LAST 10	STRENGTH OF	OPP. STRENGTH	TEAM	ADJ.	CONF.	ADJ CONF.
Average RPI Loss:	99	RECORD	PCT. RANK	GAMES	SCHEDULE	OF SCHEDULE	RPI	RPI	RPI	RPI

DIV. I ONLY	1- 3	264	1- 3	128	78	244	244	27	27
DIV. I NON-CONF.	1- 3	264	1- 3	128	78	244	244	27	27
TOTALS	RPI 1-25	RPI 26-50	W-L RECORDS	RPI 51-100	RPI 101-150	RPI 150+			
1- 3	0- 0	0- 1	OVERALL	0- 1	0- 0	1- 1			
1- 1	0- 0	0- 1	HOME	0- 0	0- 0	1- 0			
0- 2	0- 0	0- 0	AWAY	0- 1	0- 0	0- 1			
0- 0	0- 0	0- 0	NEUTRAL	0- 0	0- 0	0- 0			
1- 3	0- 0	0- 1	NON-CONFERENCE	0- 1	0- 0	1- 1			
1- 1	0- 0	0- 1	HOME	0- 0	0- 0	1- 0			
0- 2	0- 0	0- 0	AWAY	0- 1	0- 0	0- 1			
0- 0	0- 0	0- 0	NEUTRAL	0- 0	0- 0	0- 0			
0- 0	0- 0	0- 0	CONFERENCE	0- 0	0- 0	0- 0			
0- 0	0- 0	0- 0	HOME	0- 0	0- 0	0- 0			
0- 0	0- 0	0- 0	AWAY	0- 0	0- 0	0- 0			
0- 0	0- 0	0- 0	NEUTRAL	0- 0	0- 0	0- 0			

RPI 1-25	RPI 26-50	RPI 51-100	RPI 101+	Team's RPI: 244
RPI S Opponent Score	RPI S Opponent Score	RPI S Opponent Score	RPI S Opponent Score	
	29 H FGCU 55 94	57 A Arkansas 65 79	212 A SMU 44 65	
			217 H Idaho 82 72	
LAST 12 Division I GAMES:				
	29 H FGCU 55 94	57 A Arkansas 65 79	212 A SMU 44 65	
		217 H Idaho 82 72		

Non-Div I Games:	Schreiner	97 48	Southwest (NM)	91 47	Howard Payne	88 46	Midwestern St.	88 67
------------------	-----------	-------	----------------	-------	--------------	-------	----------------	-------

Average RPI Win:	0	WON-LOST	WINNING	LAST 10	STRENGTH OF	OPP. STRENGTH	TEAM	ADJ.	CONF.	ADJ CONF.
Average RPI Loss:	213	RECORD	PCT. RANK	GAMES	SCHEDULE	OF SCHEDULE	RPI	RPI	RPI	RPI
DIV. I ONLY	0- 9	331	0- 9	216	336	339	339	20	20	
DIV. I NON-CONF.	0- 9	331	0- 9	216	336	339	339	20	20	
-----										
TOTALS	RPI 1-25	RPI 26-50	W-L RECORDS	RPI 51-100	RPI 101-150	RPI 150+				
0- 9	0- 0	0- 0	OVERALL	0- 2	0- 0	0- 7				
0- 4	0- 0	0- 0	HOME	0- 1	0- 0	0- 3				
0- 5	0- 0	0- 0	AWAY	0- 1	0- 0	0- 4				
0- 0	0- 0	0- 0	NEUTRAL	0- 0	0- 0	0- 0				
0- 9	0- 0	0- 0	NON-CONFERENCE	0- 2	0- 0	0- 7				
0- 4	0- 0	0- 0	HOME	0- 1	0- 0	0- 3				
0- 5	0- 0	0- 0	AWAY	0- 1	0- 0	0- 4				
0- 0	0- 0	0- 0	NEUTRAL	0- 0	0- 0	0- 0				
0- 0	0- 0	0- 0	CONFERENCE	0- 0	0- 0	0- 0				
0- 0	0- 0	0- 0	HOME	0- 0	0- 0	0- 0				
0- 0	0- 0	0- 0	AWAY	0- 0	0- 0	0- 0				
0- 0	0- 0	0- 0	NEUTRAL	0- 0	0- 0	0- 0				

RPI 1-25				RPI 26-50				RPI 51-100				RPI 101+ Team's RPI: 339					
RPI	S	Opponent	Score	RPI	S	Opponent	Score	RPI	S	Opponent	Score	RPI	S	Opponent	Score		
								64	H	Colorado	43	68	164	H	Army West Point	59	65
								82	A	Navy	64	71	170	A	Weber St.	52	62
													219	A	SIUE	40	76
													267	H	Denver	54	75
													283	H	Eastern Wash.	63	65
													331	A	FIU	69	70
													334	A	Utah Valley	56	59
LAST 12 Division I GAMES:																	
				334	A	Utah Valley	56	59					64	H	Colorado	43	68
				164	H	Army West Point	59	65					170	A	Weber St.	52	62
				82	A	Navy	64	71					267	H	Denver	54	75
				331	A	FIU	69	70									
				219	A	SIUE	40	76									
				283	H	Eastern Wash.	63	65									

Non-Div I Games: Colo. Christian 66 68

Air Force

Loss, 
Non-Conf, S Site, 
H Home
A Away 
N Neutral

Average RPI Win: 304  
Average RPI Loss: 92

WON-LOST  
RECORD

WINNING  
PCT. RANK

LAST 10  
GAMES

STRENGTH OF  
SCHEDULE

OPP. STRENGTH  
OF SCHEDULE

TEAM  
RPI

ADJ.  
RPI

CONF.  
RPI

ADJ CONF.  
RPI

DIV. I ONLY  
DIV. I NON-CONF.

4- 4  
4- 4

158  
158

4- 4  
4- 4

250  
250

244  
244

257  
257

257  
257

8  
8

8  
8

TOTALS

RPI 1-25

RPI 26-50

W-L RECORDS

RPI 51-100

RPI 101-150

RPI 150+

4- 4

0- 0

0- 2

OVERALL

0- 1

0- 0

4- 1

4- 2

0- 0

0- 2

HOME

0- 0

0- 0

4- 0

0- 2

0- 0

0- 0

AWAY

0- 1

0- 0

0- 1

0- 0

0- 0

0- 0

NEUTRAL

0- 0

0- 0

0- 0

4- 4

0- 0

0- 2

NON-CONFERENCE

0- 1

0- 0

4- 1

4- 2

0- 0

0- 2

HOME

0- 0

0- 0

4- 0

0- 2

0- 0

0- 0

AWAY

0- 1

0- 0

0- 1

0- 0

0- 0

0- 0

NEUTRAL

0- 0

0- 0

0- 0

0- 0

0- 0

0- 0

CONFERENCE

0- 0

0- 0

0- 0

0- 0

0- 0

0- 0

HOME

0- 0

0- 0

0- 0

0- 0

0- 0

0- 0

AWAY

0- 0

0- 0

0- 0

0- 0

0- 0

0- 0

NEUTRAL

0- 0

0- 0

0- 0

RPI 1-25

RPI S Opponent

Score

RPI 26-50

RPI S Opponent

Score

RPI 51-100

RPI S Opponent

Score

RPI 101+

RPI S Opponent

Score

Team's RPI: 257

29 H FGCU 63 82  
42 H Maryl and 54 75

89 A Duquesne 60 66

207 A Bucknell I 52 63  
284 H Eastern Ky. 62 45  
306 H Youngstown St. 75 58  
310 H Southeastern La. 66 54  
314 H Winthrop 69 43

LAST 12 Division I GAMES:

29 H FGCU 63 82  
310 H Southeastern La. 66 54  
207 A Bucknell I 52 63  
89 A Duquesne 60 66  
306 H Youngstown St. 75 58  
42 H Maryl and 54 75  
314 H Winthrop 69 43  
284 H Eastern Ky. 62 45

Non-Div I Games: Ohio Christian 93 33

Akron

Loss, Non-Conf, S Site, H Home A Away N Neutral

Average RPI	Win:	206	WON-LOST	WINNING	LAST 10	STRENGTH OF	OPP. STRENGTH	TEAM	ADJ.	CONF.	ADJ CONF.
Average RPI	Loss:	55	RECORD	PCT. RANK	GAMES	SCHEDULE	OF SCHEDULE	RPI	RPI	RPI	RPI
DIV. I ONLY		7- 3		77	7- 3	104	216	72	72	1	1
DIV. I NON-CONF.		7- 3		77	7- 3	104	216	72	72	1	1
-----											
TOTALS	RPI 1-25		RPI 26-50		W-L RECORDS	RPI 51-100		RPI 101-150		RPI 150+	
7- 3	0- 0		1- 1		OVERALL	0- 2		1- 0		5- 0	
5- 0	0- 0		1- 0		HOME	0- 0		1- 0		3- 0	
2- 1	0- 0		0- 0		AWAY	0- 1		0- 0		2- 0	
0- 2	0- 0		0- 1		NEUTRAL	0- 1		0- 0		0- 0	
7- 3	0- 0		1- 1		NON-CONFERENCE	0- 2		1- 0		5- 0	
5- 0	0- 0		1- 0		HOME	0- 0		1- 0		3- 0	
2- 1	0- 0		0- 0		AWAY	0- 1		0- 0		2- 0	
0- 2	0- 0		0- 1		NEUTRAL	0- 1		0- 0		0- 0	
0- 0	0- 0		0- 0		CONFERENCE	0- 0		0- 0		0- 0	
0- 0	0- 0		0- 0		HOME	0- 0		0- 0		0- 0	
0- 0	0- 0		0- 0		AWAY	0- 0		0- 0		0- 0	
0- 0	0- 0		0- 0		NEUTRAL	0- 0		0- 0		0- 0	

RPI 1-25				RPI 26-50				RPI 51-100				RPI 101+			
RPI	S	Opponent	Score	RPI	S	Opponent	Score	RPI	S	Opponent	Score	RPI	S	Opponent	Score
				32	N	NC State	49 68	62	N	Elon	55 60	102	H	Jacksonville	75 60
				35	H	Utah	65 60	70	A	TCU	67 88	212	H	SMU	59 44
												241	H	Alabama A&M	90 32
												245	H	Grambling	73 49
												296	A	Lipscomb	73 51
												309	A	Ga. Southern	84 36
-----															
LAST 12 Division I GAMES:															
				212	H	SMU	59 44	70	A	TCU	67 88				
				245	H	Grambling	73 49	62	N	Elon	55 60				
				296	A	Lipscomb	73 51	32	N	NC State	49 68				
				241	H	Alabama A&M	90 32	309	A	Ga. Southern	84 36				
								102	H	Jacksonville	75 60				
								35	H	Utah	65 60				

Non-Div I Games:

Alabama

Average RPI Win:	321	WON-LOST	WINNING	LAST 10	STRENGTH OF	OPP. STRENGTH	TEAM	ADJ.	CONF.	ADJ CONF.
Average RPI Loss:	144	RECORD	PCT. RANK	GAMES	SCHEDULE	OF SCHEDULE	RPI	RPI	RPI	RPI
DIV. I ONLY	4- 5	195	4- 5	274	313	241	241	31	31	
DIV. I NON-CONF.	4- 5	195	4- 5	274	313	241	241	31	31	
-----										
TOTALS	RPI 1-25	RPI 26-50	W-L RECORDS	RPI 51-100	RPI 101-150	RPI 150+				
4- 5	0- 0	0- 0	OVERALL	0- 1	0- 1	4- 3				
2- 1	0- 0	0- 0	HOME	0- 0	0- 0	2- 1				
2- 3	0- 0	0- 0	AWAY	0- 0	0- 1	2- 0				
0- 1	0- 0	0- 0	NEUTRAL	0- 0	0- 0	0- 1				
4- 5	0- 0	0- 0	NON-CONFERENCE	0- 1	0- 1	4- 3				
2- 1	0- 0	0- 0	HOME	0- 0	0- 0	2- 1				
2- 3	0- 0	0- 0	AWAY	0- 1	0- 1	2- 1				
0- 1	0- 0	0- 0	NEUTRAL	0- 0	0- 0	0- 1				
0- 0	0- 0	0- 0	CONFERENCE	0- 0	0- 0	0- 0				
0- 0	0- 0	0- 0	HOME	0- 0	0- 0	0- 0				
0- 0	0- 0	0- 0	AWAY	0- 0	0- 0	0- 0				
0- 0	0- 0	0- 0	NEUTRAL	0- 0	0- 0	0- 0				

RPI 1-25				RPI 26-50				RPI 51-100				RPI 101+ Team's RPI: 241			
RPI	S	Opponent	Score	RPI	S	Opponent	Score	RPI	S	Opponent	Score	RPI	S	Opponent	Score
								72	A	Al abama	32 90	104	A	Jacksonville St.	33 49
												154	N	Hartford	47 56
												177	A	UAB	58 85
												214	H	Austin Peay	52 55
												295	A	Tennessee St.	77 75
												328	H	Murray St.	71 54
												329	H	Evansville	70 56
												331	A	FIU	58 51
LAST 12 Division I GAMES:															
				177	A	UAB	58 85					214	H	Austin Peay	52 55
				104	A	Jacksonville St.	33 49					295	A	Tennessee St.	77 75
				328	H	Murray St.	71 54					329	H	Evansville	70 56
				154	N	Hartford	47 56					72	A	Al abama	32 90
				331	A	FIU	58 51								

Non-Div I Games:

Alabama A&amp;M

Average RPI Win:	285	WON-LOST	WINNING	LAST 10	STRENGTH OF	OPP. STRENGTH	TEAM	ADJ.	CONF.	ADJ CONF.
Average RPI Loss:	109	RECORD	PCT. RANK	GAMES	SCHEDULE	OF SCHEDULE	RPI	RPI	RPI	RPI
DIV. I ONLY	1- 8	314	1- 8	73	187	266	266	31	31	
DIV. I NON-CONF.	1- 8	314	1- 8	73	187	266	266	31	31	
-----										
TOTALS	RPI 1-25	RPI 26-50	W-L RECORDS	RPI 51-100	RPI 101-150	RPI 150+				
1- 8	0- 2	0- 0	OVERALL	0- 1	0- 3	1- 2				
1- 2	0- 0	0- 0	HOME	0- 1	0- 1	1- 0				
0- 5	0- 2	0- 0	AWAY	0- 0	0- 2	0- 1				
0- 1	0- 0	0- 0	NEUTRAL	0- 0	0- 0	0- 1				
1- 8	0- 2	0- 0	NON-CONFERENCE	0- 1	0- 3	1- 2				
1- 2	0- 0	0- 0	HOME	0- 1	0- 1	1- 0				
0- 5	0- 2	0- 0	AWAY	0- 0	0- 2	0- 1				
0- 1	0- 0	0- 0	NEUTRAL	0- 0	0- 0	0- 1				
0- 0	0- 0	0- 0	CONFERENCE	0- 0	0- 0	0- 0				
0- 0	0- 0	0- 0	HOME	0- 0	0- 0	0- 0				
0- 0	0- 0	0- 0	AWAY	0- 0	0- 0	0- 0				
0- 0	0- 0	0- 0	NEUTRAL	0- 0	0- 0	0- 0				

RPI 1-25				RPI 26-50				RPI 51-100				RPI 101+ Team's RPI: 266			
RPI	S	Opponent	Score	RPI	S	Opponent	Score	RPI	S	Opponent	Score	RPI	S	Opponent	Score
12	A	South Carolina	31 99					83	H	South Ala.	47 59	108	H	Troy	63 93
18	A	Tennessee	51 104									110	A	Samford	39 58
												134	A	Miami (FL)	31 79
												174	A	Southern Miss.	35 72
												232	N	SFA	50 77
												285	H	Savannah St.	81 61
LAST 12 Division I GAMES:															
				83	H	South Ala.	47 59	134	A	Miami (FL)	31 79				
				174	A	Southern Miss.	35 72	18	A	Tennessee	51 104				
				232	N	SFA	50 77	12	A	South Carolina	31 99				
				110	A	Samford	39 58								
				108	H	Troy	63 93								
				285	H	Savannah St.	81 61								

Non-Div I Games:

Alabama St.

Loss, 
Non-Conf, S Site, H Home A Away N Neutral

Average RPI Win:	195	WON-LOST	WINNING	LAST 10	STRENGTH OF	OPP. STRENGTH	TEAM	ADJ.	CONF.	ADJ CONF.
Average RPI Loss:	33	RECORD	PCT. RANK	GAMES	SCHEDULE	OF SCHEDULE	RPI	RPI	RPI	RPI
DIV. I ONLY	8- 2	43	8- 2	249	23	73	73	24	24	
DIV. I NON-CONF.	8- 2	43	8- 2	249	23	73	73	24	24	
-----										
TOTALS	RPI 1-25	RPI 26-50	W-L RECORDS	RPI 51-100	RPI 101-150	RPI 150+				
8- 2	0- 1	0- 1	OVERALL	2- 0	0- 0	6- 0				
3- 1	0- 1	0- 0	HOME	1- 0	0- 0	2- 0				
5- 1	0- 0	0- 1	AWAY	1- 0	0- 0	4- 0				
0- 0	0- 0	0- 0	NEUTRAL	0- 0	0- 0	0- 0				
8- 2	0- 1	0- 1	NON-CONFERENCE	2- 0	0- 0	6- 0				
3- 1	0- 1	0- 0	HOME	1- 0	0- 0	2- 0				
5- 1	0- 0	0- 1	AWAY	1- 0	0- 0	4- 0				
0- 0	0- 0	0- 0	NEUTRAL	0- 0	0- 0	0- 0				
0- 0	0- 0	0- 0	CONFERENCE	0- 0	0- 0	0- 0				
0- 0	0- 0	0- 0	HOME	0- 0	0- 0	0- 0				
0- 0	0- 0	0- 0	AWAY	0- 0	0- 0	0- 0				
0- 0	0- 0	0- 0	NEUTRAL	0- 0	0- 0	0- 0				

RPI 1-25				RPI 26-50				RPI 51-100 Team's RPI: 73				RPI 101+			
RPI	S	Opponent	Score	RPI	S	Opponent	Score	RPI	S	Opponent	Score	RPI	S	Opponent	Score
23	H	St. John's (NY)	66 71	42	A	Maryland	58 91	69	H	Fordham	59 52	199	H	St. Bonaventure	69 52
								97	A	Siena	78 63	208	A	Monmouth	68 44
												209	A	Manhattan	62 56
												227	A	Central Conn. St.	72 60
												258	A	Holy Cross	65 56
												291	H	Wagner	89 44
LAST 12 Division I GAMES:															
227	A	Central Conn. St.	72 60	199	H	St. Bonaventure	69 52	97	A	Siena	78 63	209	A	Manhattan	62 56
291	H	Wagner	89 44	258	A	Holy Cross	65 56	23	H	St. John's (NY)	66 71				
69	H	Fordham	59 52												
208	A	Monmouth	68 44												
42	A	Maryland	58 91												

Non-Div I Games:

Albany (NY)

Loss, 
Non-Conf, S Site, H Home A Away N Neutral



Average RPI Win: 310      WON-LOST      WINNING      LAST 10  
Average RPI Loss: 197      RECORD      PCT. RANK      GAMES      STRENGTH OF      OPP. STRENGTH      TEAM      ADJ.      CONF.      ADJ CONF.  
SCHEDULE      OF SCHEDULE      RPI      RPI      RPI      RPI

DIV. I ONLY	1- 5	297	1- 5	323	302	325	325	31	31
DIV. I NON-CONF.	1- 5	297	1- 5	323	302	325	325	31	31
-----									
TOTALS	RPI 1-25		RPI 26-50	W-L RECORDS	RPI 51-100	RPI 101-150		RPI 150+	
1- 5	0- 0		0- 0	OVERALL	0- 0	0- 1		1- 4	
0- 0	0- 0		0- 0	HOME	0- 0	0- 0		0- 0	
1- 3	0- 0		0- 0	AWAY	0- 0	0- 1		1- 0	
0- 2	0- 0		0- 0	NEUTRAL	0- 0	0- 0		0- 2	
1- 5	0- 0		0- 0	NON-CONFERENCE	0- 0	0- 1		1- 4	
0- 0	0- 0		0- 0	HOME	0- 0	0- 0		0- 0	
1- 3	0- 0		0- 0	AWAY	0- 0	0- 1		1- 2	
0- 2	0- 0		0- 0	NEUTRAL	0- 0	0- 0		0- 2	
0- 0	0- 0		0- 0	CONFERENCE	0- 0	0- 0		0- 0	
0- 0	0- 0		0- 0	HOME	0- 0	0- 0		0- 0	
0- 0	0- 0		0- 0	AWAY	0- 0	0- 0		0- 0	
0- 0	0- 0		0- 0	NEUTRAL	0- 0	0- 0		0- 0	

RPI 1-25				RPI 26-50				RPI 51-100				RPI 101+      Team's RPI: 325			
RPI	S	Opponent	Score	RPI	S	Opponent	Score	RPI	S	Opponent	Score	RPI	S	Opponent	Score
												123	A	Central Ark.	52 75
												174	A	Southern Mi ss.	67 72
												226	N	Oral Roberts	52 76
												228	A	Wichi ta St.	46 87
												232	N	SFA	79 83
												310	A	Southeastern La.	84 77
LAST 12 Division I GAMES:															
				228	A	Wichi ta St.	46 87	226	N	Oral Roberts	52 76				
								232	N	SFA	79 83				
								174	A	Southern Mi ss.	67 72				
								123	A	Central Ark.	52 75				
								310	A	Southeastern La.	84 77				

Non-Div I Games:      Tougaloo      76   64      Blue Mountain (MS)   76   35      LeMoyne-Owen      81   54

Al corn

Average RPI Win:	268	WON-LOST	WINNING	LAST 10	STRENGTH OF	OPP. STRENGTH	TEAM	ADJ.	CONF.	ADJ CONF.
Average RPI Loss:	83	RECORD	PCT. RANK	GAMES	SCHEDULE	OF SCHEDULE	RPI	RPI	RPI	RPI
DIV. I ONLY	6- 4	117	6- 4	225	227	120	120	16	16	
DIV. I NON-CONF.	6- 4	117	6- 4	225	227	120	120	16	16	
TOTALS	RPI 1-25	RPI 26-50	W-L RECORDS	RPI 51-100	RPI 101-150	RPI 150+				
6- 4	0- 1	0- 0	OVERALL	0- 0	0- 3	6- 0				
3- 0	0- 0	0- 0	HOME	0- 0	0- 0	3- 0				
3- 3	0- 0	0- 0	AWAY	0- 0	0- 3	3- 0				
0- 1	0- 1	0- 0	NEUTRAL	0- 0	0- 0	0- 0				
6- 4	0- 1	0- 0	NON-CONFERENCE	0- 0	0- 3	6- 0				
3- 0	0- 0	0- 0	HOME	0- 0	0- 0	3- 0				
3- 3	0- 0	0- 0	AWAY	0- 0	0- 3	3- 0				
0- 1	0- 1	0- 0	NEUTRAL	0- 0	0- 0	0- 0				
0- 0	0- 0	0- 0	CONFERENCE	0- 0	0- 0	0- 0				
0- 0	0- 0	0- 0	HOME	0- 0	0- 0	0- 0				
0- 0	0- 0	0- 0	AWAY	0- 0	0- 0	0- 0				
0- 0	0- 0	0- 0	NEUTRAL	0- 0	0- 0	0- 0				

RPI	S	Opponent	Score	RPI	S	Opponent	Score	RPI	S	Opponent	Score	RPI	S	Opponent	Score	Team's RPI: 120
5	N	Villanova	60 65									106	A	George Mason	53 71	
												109	A	Delaware	56 72	
												111	A	George Washington	44 61	
												167	H	La Salle	66 48	
												196	A	Tulsa	72 67	
												267	H	Denver	66 53	
												306	H	Youngstown St.	78 72	
												332	A	Vermont	64 62	
												337	A	UMBC	61 48	
LAST 12 Division I GAMES:																
267	H	Denver	66 53	111	A	George Washington	44 61									
306	H	Youngstown St.	78 72	109	A	Delaware	56 72									
337	A	UMBC	61 48	167	H	La Salle	66 48									
5	N	Villanova	60 65	196	A	Tulsa	72 67									
332	A	Vermont	64 62													
106	A	George Mason	53 71													

Non-Div I Games:

American

Average RPI Win: 256		WON-LOST	WINNING	LAST 10	STRENGTH OF		OPP. STRENGTH	TEAM	ADJ.	CONF.	ADJ CONF.
Average RPI Loss: 150		RECORD	PCT. RANK	GAMES	SCHEDULE		OF SCHEDULE	RPI	RPI	RPI	RPI
DIV. I ONLY		2- 8	284	2- 8	210		178	269	269	21	21
DIV. I NON-CONF.		2- 8	284	2- 8	210		178	269	269	21	21
-----											
TOTALS		RPI 1-25		RPI 26-50	W-L RECORDS		RPI 51-100	RPI 101-150		RPI 150+	
2- 8		0- 0		0- 1	OVERALL		0- 2	0- 1		2- 4	
0- 4		0- 0		0- 1	HOME		0- 0	0- 1		0- 2	
2- 4		0- 0		0- 0	AWAY		0- 0	0- 0		2- 1	
0- 0		0- 0		0- 0	NEUTRAL		0- 0	0- 0		0- 0	
2- 8		0- 0		0- 1	NON-CONFERENCE		0- 2	0- 1		2- 4	
0- 4		0- 0		0- 1	HOME		0- 0	0- 1		0- 2	
2- 4		0- 0		0- 0	AWAY		0- 2	0- 0		2- 2	
0- 0		0- 0		0- 0	NEUTRAL		0- 0	0- 0		0- 0	
0- 0		0- 0		0- 0	CONFERENCE		0- 0	0- 0		0- 0	
0- 0		0- 0		0- 0	HOME		0- 0	0- 0		0- 0	
0- 0		0- 0		0- 0	AWAY		0- 0	0- 0		0- 0	
0- 0		0- 0		0- 0	NEUTRAL		0- 0	0- 0		0- 0	

RPI 1-25				RPI 26-50				RPI 51-100				RPI 101+ Team's RPI: 269			
RPI	S	Opponent	Score	RPI	S	Opponent	Score	RPI	S	Opponent	Score	RPI	S	Opponent	Score
				33	H	Georgia Tech	41 75	71	A	North Carolina	43 56	129	H	ETSU	57 70
								90	A	Wake Forest	49 78	177	H	UAB	59 70
												190	H	Davidson	57 59
												198	A	Col. of Charleston	76 70
												220	A	Radford	40 61
												286	A	N. C. A&T	56 81
												313	A	Marshall	56 54
-----															
LAST 12 Division I GAMES:															
				177	H	UAB	59 70	313	A	Marshall	56 54				
				198	A	Col. of Charleston	76 70	90	A	Wake Forest	49 78				
				286	A	N. C. A&T	56 81	71	A	North Carolina	43 56				
				190	H	Davidson	57 59	33	H	Georgia Tech	41 75				
				129	H	ETSU	57 70								
				220	A	Radford	40 61								

Non-Div I Games:

Appalachian St.

Average RPI Win:	276	WON-LOST	WINNING	LAST 10	STRENGTH OF	OPP. STRENGTH	TEAM	ADJ.	CONF.	ADJ CONF.
Average RPI Loss:	209	RECORD	PCT. RANK	GAMES	SCHEDULE	OF SCHEDULE	RPI	RPI	RPI	RPI

DIV. I ONLY	3- 7	247	3- 7	324	233	317	317	4	4
DIV. I NON-CONF.	3- 7	247	3- 7	324	233	317	317	4	4
TOTALS	RPI 1-25	RPI 26-50	W-L RECORDS	RPI 51-100	RPI 101-150	RPI 150+			
3- 7	0- 0	0- 0	OVERALL	0- 1	0- 0	3- 6			
2- 3	0- 0	0- 0	HOME	0- 0	0- 0	2- 3			
1- 3	0- 0	0- 0	AWAY	0- 0	0- 0	1- 3			
0- 1	0- 0	0- 0	NEUTRAL	0- 1	0- 0	0- 0			
3- 7	0- 0	0- 0	NON-CONFERENCE	0- 1	0- 0	3- 6			
2- 3	0- 0	0- 0	HOME	0- 0	0- 0	2- 3			
1- 3	0- 0	0- 0	AWAY	0- 0	0- 0	1- 3			
0- 1	0- 0	0- 0	NEUTRAL	0- 1	0- 0	0- 0			
0- 0	0- 0	0- 0	CONFERENCE	0- 0	0- 0	0- 0			
0- 0	0- 0	0- 0	HOME	0- 0	0- 0	0- 0			
0- 0	0- 0	0- 0	AWAY	0- 0	0- 0	0- 0			
0- 0	0- 0	0- 0	NEUTRAL	0- 0	0- 0	0- 0			

RPI 1-25	RPI 26-50	RPI 51-100	RPI 101+ Team's RPI: 317
RPI S Opponent Score	RPI S Opponent Score	RPI S Opponent Score	RPI S Opponent Score
		70 N TCU 59 68	151 A Loyola Marymount 70 84
			181 H Hawaii 60 65
			186 H New Mexico St. 83 44
			215 A CSUN 63 66
			250 H Long Beach St. 72 80
			252 H San Diego St. 67 78
			307 H Iona 71 58
			336 A Utah St. 65 49
			342 A Northern Ari z. 66 84
LAST 12 Division I GAMES:			
215 A CSUN 63 66	181 H Hawaii 60 65		
70 N TCU 59 68	186 H New Mexico St. 83 44		
151 A Loyola Marymount 70 84	342 A Northern Ari z. 66 84		
336 A Utah St. 65 49	252 H San Diego St. 67 78		
307 H Iona 71 58	250 H Long Beach St. 72 80		

Non-Div I Games:

Ari zona

Average RPI	Win:	180	WON-LOST	WINNING	LAST 10	STRENGTH OF	OPP. STRENGTH	TEAM	ADJ.	CONF.	ADJ CONF.
Average RPI	Loss:	5	RECORD	PCT. RANK	GAMES	SCHEDULE	OF SCHEDULE	RPI	RPI	RPI	RPI
DIV. I ONLY		7- 3		77	7- 3	68	19	48	48	4	4
DIV. I NON-CONF.		7- 3		77	7- 3	68	19	48	48	4	4
-----											
TOTALS	RPI 1-25		RPI 26-50		W-L RECORDS	RPI 51-100		RPI 101-150		RPI 150+	
7- 3	1- 3		0- 0		OVERALL	0- 0		0- 0		6- 0	
5- 0	1- 0		0- 0		HOME	0- 0		0- 0		4- 0	
1- 1	0- 1		0- 0		AWAY	0- 0		0- 0		1- 0	
1- 2	0- 2		0- 0		NEUTRAL	0- 0		0- 0		1- 0	
7- 3	1- 3		0- 0		NON-CONFERENCE	0- 0		0- 0		6- 0	
5- 0	1- 0		0- 0		HOME	0- 0		0- 0		4- 0	
1- 1	0- 1		0- 0		AWAY	0- 0		0- 0		1- 0	
1- 2	0- 2		0- 0		NEUTRAL	0- 0		0- 0		1- 0	
0- 0	0- 0		0- 0		CONFERENCE	0- 0		0- 0		0- 0	
0- 0	0- 0		0- 0		HOME	0- 0		0- 0		0- 0	
0- 0	0- 0		0- 0		AWAY	0- 0		0- 0		0- 0	
0- 0	0- 0		0- 0		NEUTRAL	0- 0		0- 0		0- 0	

RPI 1-25				RPI 26-50				Team's RPI: 48				RPI 51-100				RPI 101+			
RPI	S	Opponent	Score	RPI	S	Opponent	Score					RPI	S	Opponent	Score	RPI	S	Opponent	Score
3	N	Mississippi St.	57 65													152	H	Col gate	65 54
4	N	Green Bay	48 61													162	N	Col umbi a	72 48
9	A	Florida St.	66 77													184	H	Sacramento St.	106 58
17	H	Buffalo	76 57													221	H	UC Ri versi de	73 48
																255	H	UTSA	74 42
																270	A	Fresno St.	81 49
-----																			
LAST 12 Division I GAMES:																			
9	A	Florida St.	66 77	221	H	UC Ri versi de	73 48												
184	H	Sacramento St.	106 58	17	H	Buffalo	76 57												
270	A	Fresno St.	81 49	162	N	Col umbi a	72 48												
255	H	UTSA	74 42	4	N	Green Bay	48 61												
				3	N	Mississippi St.	57 65												
				152	H	Col gate	65 54												

Non-Div I Games:

Ari zona St.

Average RPI	Win:	0	WON-LOST	WINNING	LAST 10	STRENGTH OF	OPP. STRENGTH	TEAM	ADJ.	CONF.	ADJ CONF.
Average RPI	Loss:	139	RECORD	PCT. RANK	GAMES	SCHEDULE	OF SCHEDULE	RPI	RPI	RPI	RPI
DIV. I ONLY		0- 6		331	0- 6	37	241	264	264	31	31
DIV. I NON-CONF.		0- 6		331	0- 6	37	241	264	264	31	31
-----											
TOTALS	RPI 1-25		RPI 26-50		W-L RECORDS	RPI 51-100		RPI 101-150		RPI 150+	
0- 6	0- 1		0- 0		OVERALL	0- 2		0- 0		0- 3	
0- 0	0- 0		0- 0		HOME	0- 0		0- 0		0- 0	
0- 6	0- 0		0- 0		AWAY	0- 0		0- 0		0- 0	
0- 0	0- 0		0- 0		NEUTRAL	0- 0		0- 0		0- 0	
0- 6	0- 1		0- 0		NON-CONFERENCE	0- 2		0- 0		0- 3	
0- 0	0- 0		0- 0		HOME	0- 0		0- 0		0- 0	
0- 6	0- 1		0- 0		AWAY	0- 2		0- 0		0- 3	
0- 0	0- 0		0- 0		NEUTRAL	0- 0		0- 0		0- 0	
0- 0	0- 0		0- 0		CONFERENCE	0- 0		0- 0		0- 0	
0- 0	0- 0		0- 0		HOME	0- 0		0- 0		0- 0	
0- 0	0- 0		0- 0		AWAY	0- 0		0- 0		0- 0	
0- 0	0- 0		0- 0		NEUTRAL	0- 0		0- 0		0- 0	

RPI 1-25				RPI 26-50				RPI 51-100				RPI 101+ Team's RPI: 264			
RPI	S	Opponent	Score	RPI	S	Opponent	Score	RPI	S	Opponent	Score	RPI	S	Opponent	Score
21	A	Iowa	45 85					79	A	Dayton	43 81	196	A	Tulsa	37 87
								92	A	Nebraska	52 73	214	A	Austin Peay	61 97
												230	A	Texas Tech	47 74
LAST 12 Division I GAMES:															
21	A	Iowa	45 85	214	A	Austin Peay	61 97								
196	A	Tulsa	37 87	79	A	Dayton	43 81								
92	A	Nebraska	52 73	230	A	Texas Tech	47 74								

Non-Div I Games: Tougalo 71 51 Philander Smith 81 73

Ark. -Pine Bluff

Average RPI	Win:	186	WON-LOST	WINNING	LAST 10	STRENGTH OF	OPP. STRENGTH	TEAM	ADJ.	CONF.	ADJ CONF.
Average RPI	Loss:	92	RECORD	PCT. RANK	GAMES	SCHEDULE	OF SCHEDULE	RPI	RPI	RPI	RPI
DIV. I ONLY		8- 3		69	7- 3		136	82	57	57	1 1
DIV. I NON-CONF.		8- 3		69	8- 3		136	82	57	57	1 1
-----											
TOTALS	RPI 1-25		RPI 26-50		W-L RECORDS		RPI 51-100		RPI 101-150		RPI 150+
8- 3	0- 0		0- 0		OVERALL		0- 2		2- 1		6- 0
6- 0	0- 0		0- 0		HOME		0- 0		2- 0		4- 0
1- 3	0- 0		0- 0		AWAY		0- 2		0- 1		1- 0
1- 0	0- 0		0- 0		NEUTRAL		0- 0		0- 0		1- 0
8- 3	0- 0		0- 0		NON-CONFERENCE		0- 2		2- 1		6- 0
6- 0	0- 0		0- 0		HOME		0- 0		2- 0		4- 0
1- 3	0- 0		0- 0		AWAY		0- 2		0- 1		1- 0
1- 0	0- 0		0- 0		NEUTRAL		0- 0		0- 0		1- 0
0- 0	0- 0		0- 0		CONFERENCE		0- 0		0- 0		0- 0
0- 0	0- 0		0- 0		HOME		0- 0		0- 0		0- 0
0- 0	0- 0		0- 0		AWAY		0- 0		0- 0		0- 0
0- 0	0- 0		0- 0		NEUTRAL		0- 0		0- 0		0- 0

RPI 1-25				RPI 26-50				RPI 51-100				RPI 101+			
RPI	S	Opponent	Score	RPI	S	Opponent	Score	RPI	S	Opponent	Score	RPI	S	Opponent	Score
								53	A	Kansas	60 71	110	H	Samford	84 63
								92	A	Nebraska	69 80	118	H	UT Arlington	91 57
												130	A	UTEP	61 64
												160	H	Charlotte	73 72
												186	N	New Mexico St.	69 60
												196	H	Tulsa	67 41
												226	A	Oral Roberts	77 66
												244	H	Abilene Christian	79 65
												249	H	Sam Houston St.	65 54
-----															
LAST 12 Division I GAMES:															
				53	A	Kansas	60 71	118	H	UT Arlington	91 57				
				244	H	Abilene Christian	79 65	196	H	Tulsa	67 41				
				186	N	New Mexico St.	69 60	160	H	Charlotte	73 72				
				130	A	UTEP	61 64	110	H	Samford	84 63				
				226	A	Oral Roberts	77 66	249	H	Sam Houston St.	65 54				
				92	A	Nebraska	69 80								

Non-Div I Games:

Arkansas

Average RPI	Win:	218	WON-LOST	WINNING	LAST 10	STRENGTH OF	OPP. STRENGTH	TEAM	ADJ.	CONF.	ADJ CONF.
Average RPI	Loss:	74	RECORD	PCT. RANK	GAMES	SCHEDULE	OF SCHEDULE	RPI	RPI	RPI	RPI
DIV. I ONLY		5- 5		158	5- 5	77	133	105	105	21	21
DIV. I NON-CONF.		5- 5		158	5- 5	77	133	105	105	21	21
-----											
TOTALS	RPI 1-25		RPI 26-50		W-L RECORDS	RPI 51-100		RPI 101-150		RPI 150+	
5- 5	0- 0		0- 2		OVERALL	0- 2		1- 1		4- 0	
4- 1	0- 0		0- 0		HOME	0- 1		1- 0		3- 0	
1- 4	0- 0		0- 2		AWAY	0- 1		0- 1		1- 0	
0- 0	0- 0		0- 0		NEUTRAL	0- 0		0- 0		0- 0	
5- 5	0- 0		0- 2		NON-CONFERENCE	0- 2		1- 1		4- 0	
4- 1	0- 0		0- 0		HOME	0- 1		1- 0		3- 0	
1- 4	0- 0		0- 2		AWAY	0- 1		0- 1		1- 0	
0- 0	0- 0		0- 0		NEUTRAL	0- 0		0- 0		0- 0	
0- 0	0- 0		0- 0		CONFERENCE	0- 0		0- 0		0- 0	
0- 0	0- 0		0- 0		HOME	0- 0		0- 0		0- 0	
0- 0	0- 0		0- 0		AWAY	0- 0		0- 0		0- 0	
0- 0	0- 0		0- 0		NEUTRAL	0- 0		0- 0		0- 0	

RPI 1-25				RPI 26-50				RPI 51-100				RPI 101+				Team's RPI: 105	
RPI	S	Opponent	Score	RPI	S	Opponent	Score	RPI	S	Opponent	Score	RPI	S	Opponent	Score		
				40	A	South Fla.	55 98	58	H	Bel mont	52 83	130	H	UTEP	76 73		
				50	A	Ole Miss	48 74	84	A	Indi ana	51 93	136	A	Pittsburgh	47 87		
												159	A	Flori da	70 69		
												245	H	Grambl ing	76 56		
												259	H	UT Martin	84 73		
												295	H	Tennessee St.	68 62		
LAST 12 Division I GAMES:																	
				295	H	Tennessee St.	68 62	245	H	Grambl ing	76 56						
				136	A	Pittsburgh	47 87	58	H	Bel mont	52 83						
				259	H	UT Martin	84 73	130	H	UTEP	76 73						
				40	A	South Fla.	55 98	50	A	Ole Miss	48 74						
				159	A	Flori da	70 69										
				84	A	Indi ana	51 93										

Non-Div I Games:

Arkansas St.



Average RPI Win:	232	WON-LOST	WINNING	LAST 10	STRENGTH OF	OPP. STRENGTH	TEAM	ADJ.	CONF.	ADJ CONF.
Average RPI Loss:	158	RECORD	PCT. RANK	GAMES	SCHEDULE	OF SCHEDULE	RPI	RPI	RPI	RPI
DIV. I ONLY	6- 4	117	5- 4	224	300	164	164	16	16	
DIV. I NON-CONF.	6- 4	117	6- 4	224	300	164	164	16	16	
-----										
TOTALS	RPI 1-25	RPI 26-50	W-L RECORDS	RPI 51-100	RPI 101-150	RPI 150+				
6- 4	0- 0	0- 1	OVERALL	1- 0	1- 1	4- 2				
4- 1	0- 0	0- 0	HOME	0- 0	1- 1	3- 0				
2- 3	0- 0	0- 1	AWAY	1- 0	0- 0	1- 2				
0- 0	0- 0	0- 0	NEUTRAL	0- 0	0- 0	0- 0				
6- 4	0- 0	0- 1	NON-CONFERENCE	1- 0	1- 1	4- 2				
4- 1	0- 0	0- 0	HOME	0- 0	1- 1	3- 0				
2- 3	0- 0	0- 1	AWAY	1- 0	0- 0	1- 2				
0- 0	0- 0	0- 0	NEUTRAL	0- 0	0- 0	0- 0				
0- 0	0- 0	0- 0	CONFERENCE	0- 0	0- 0	0- 0				
0- 0	0- 0	0- 0	HOME	0- 0	0- 0	0- 0				
0- 0	0- 0	0- 0	AWAY	0- 0	0- 0	0- 0				
0- 0	0- 0	0- 0	NEUTRAL	0- 0	0- 0	0- 0				

RPI 1-25				RPI 26-50				RPI 51-100				RPI 101+				Team's RPI: 164	
RPI	S	Opponent	Score	RPI	S	Opponent	Score	RPI	S	Opponent	Score	RPI	S	Opponent	Score		
				44	A	Marquette	53 83	74	A	Yale	82 65	109	H	Delaware	59 70		
												126	H	Dartmouth	71 56		
												210	A	Fairleigh Dickinson	56 58		
												251	H	Binghamton	73 61		
												256	H	LIU Brooklyn	71 37		
												268	A	St. Francis Brooklyn	52 73		
												339	A	Air Force	65 59		
												343	H	NJIT	79 49		
LAST 12 Division I GAMES:																	
				256	H	LIU Brooklyn	71 37	44	A	Marquette	53 83						
				268	A	St. Francis Brooklyn	52 73	109	H	Delaware	59 70						
				210	A	Fairleigh Dickinson	56 58	339	A	Air Force	65 59						
				251	H	Binghamton	73 61	126	H	Dartmouth	71 56						
								74	A	Yale	82 65						
								343	H	NJIT	79 49						

Non-Div I Games: St. Joseph's (Brklyn) 107 46

Army West Point

Average RPI	Win:	220	WON-LOST	WINNING	LAST 10	STRENGTH OF	OPP. STRENGTH	TEAM	ADJ.	CONF.	ADJ CONF.
Average RPI	Loss:	90	RECORD	PCT. RANK	GAMES	SCHEDULE	OF SCHEDULE	RPI	RPI	RPI	RPI
DIV. I ONLY		7- 3		77	7- 3	260	105	127	127	1	1
DIV. I NON-CONF.		7- 3		77	7- 3	260	105	127	127	1	1
-----											
TOTALS	RPI 1-25		RPI 26-50		W-L RECORDS	RPI 51-100		RPI 101-150		RPI 150+	
7- 3	0- 0		0- 1		OVERALL	1- 1		0- 0		6- 1	
4- 0	0- 0		0- 0		HOME	0- 0		0- 0		4- 0	
2- 1	0- 0		0- 1		AWAY	1- 0		0- 0		1- 0	
1- 2	0- 0		0- 0		NEUTRAL	0- 1		0- 0		1- 1	
7- 3	0- 0		0- 1		NON-CONFERENCE	1- 1		0- 0		6- 1	
4- 0	0- 0		0- 0		HOME	0- 0		0- 0		4- 0	
2- 1	0- 0		0- 1		AWAY	1- 0		0- 0		1- 0	
1- 2	0- 0		0- 0		NEUTRAL	0- 1		0- 0		1- 1	
0- 0	0- 0		0- 0		CONFERENCE	0- 0		0- 0		0- 0	
0- 0	0- 0		0- 0		HOME	0- 0		0- 0		0- 0	
0- 0	0- 0		0- 0		AWAY	0- 0		0- 0		0- 0	
0- 0	0- 0		0- 0		NEUTRAL	0- 0		0- 0		0- 0	

RPI 1-25				RPI 26-50				RPI 51-100				RPI 101+				Team's RPI: 127
RPI	S	Opponent	Score	RPI	S	Opponent	Score	RPI	S	Opponent	Score	RPI	S	Opponent	Score	
				45	A	Virginia Tech	63 72	63	N	Chattanooga	41 50	161	N	Northwestern	48 49	
								84	A	Indiana	65 53	182	N	Georgetown	60 40	
												183	H	Louisiana Tech	75 59	
												187	A	Louisiana	70 60	
												272	H	Southern U.	65 47	
												286	H	N. C. A&T	63 53	
												348	H	La. -Monroe	67 41	
LAST 12 Division I GAMES:																
272	H	Southern U.	65 47	84	A	Indiana	65 53	348	H	La. -Monroe	67 41	63	N	Chattanooga	41 50	
187	A	Louisiana	70 60	45	A	Virginia Tech	63 72	161	N	Northwestern	48 49	182	N	Georgetown	60 40	
286	H	N. C. A&T	63 53					183	H	Louisiana Tech	75 59					

Non-Div I Games:

Auburn

Average RPI	Win: 295	WON-LOST	WINNING	LAST 10	STRENGTH OF	OPP. STRENGTH	TEAM	ADJ.	CONF.	ADJ CONF.
Average RPI	Loss: 103	RECORD	PCT. RANK	GAMES	SCHEDULE	OF SCHEDULE	RPI	RPI	RPI	RPI
DIV. I ONLY	5- 3	112	5- 3	329	192	214	214	25	25	
DIV. I NON-CONF.	5- 3	112	5- 3	329	192	214	214	25	25	
-----										
TOTALS	RPI 1-25	RPI 26-50	W-L RECORDS	RPI 51-100	RPI 101-150	RPI 150+				
5- 3	0- 0	0- 1	OVERALL	0- 0	0- 2	5- 0				
2- 1	0- 0	0- 0	HOME	0- 0	0- 1	2- 0				
3- 2	0- 0	0- 0	AWAY	0- 0	0- 0	3- 0				
0- 0	0- 0	0- 0	NEUTRAL	0- 0	0- 0	0- 0				
5- 3	0- 0	0- 1	NON-CONFERENCE	0- 0	0- 2	5- 0				
2- 1	0- 0	0- 0	HOME	0- 0	0- 1	2- 0				
3- 2	0- 0	0- 1	AWAY	0- 0	0- 1	3- 0				
0- 0	0- 0	0- 0	NEUTRAL	0- 0	0- 0	0- 0				
0- 0	0- 0	0- 0	CONFERENCE	0- 0	0- 0	0- 0				
0- 0	0- 0	0- 0	HOME	0- 0	0- 0	0- 0				
0- 0	0- 0	0- 0	AWAY	0- 0	0- 0	0- 0				
0- 0	0- 0	0- 0	NEUTRAL	0- 0	0- 0	0- 0				

RPI 1-25				RPI 26-50				RPI 51-100				RPI 101+				Team's RPI: 214
RPI	S	Opponent	Score	RPI	S	Opponent	Score	RPI	S	Opponent	Score	RPI	S	Opponent	Score	
				43	A	Butler	54 75					132	A	Illinois	47 59	
												135	H	Western Ill.	68 81	
												241	A	Alabama A&M	55 52	
												264	H	Ark. -Pine Bluff	97 61	
												296	A	Lipscomb	71 63	
												329	H	Evansville	82 73	
												346	A	Northern Ky.	53 52	
LAST 12 Division I GAMES:																
				132	A	Illinois	47 59	264	H	Ark. -Pine Bluff	97 61					
				135	H	Western Ill.	68 81	296	A	Lipscomb	71 63					
				346	A	Northern Ky.	53 52	241	A	Alabama A&M	55 52					
				329	H	Evansville	82 73	43	A	Butler	54 75					

Non-Div I Games: Christian Bros. 73 50 Trevecca Nazarene 80 72

Austin Peay

Average RPI Win:	248	WON-LOST	WINNING	LAST 10	STRENGTH OF	OPP. STRENGTH	TEAM	ADJ.	CONF.	ADJ CONF.
Average RPI Loss:	119	RECORD	PCT. RANK	GAMES	SCHEDULE	OF SCHEDULE	RPI	RPI	RPI	RPI
DIV. I ONLY	4- 6	213	4- 6	171	173	211	211	12	12	
DIV. I NON-CONF.	4- 6	213	4- 6	171	173	211	211	12	12	
-----										
TOTALS	RPI 1-25	RPI 26-50	W-L RECORDS	RPI 51-100	RPI 101-150	RPI 150+				
4- 6	0- 1	1- 1	OVERALL	0- 1	0- 1	3- 2				
3- 2	0- 0	1- 1	HOME	0- 0	0- 0	2- 1				
1- 4	0- 1	0- 0	AWAY	0- 1	0- 1	1- 1				
0- 0	0- 0	0- 0	NEUTRAL	0- 0	0- 0	0- 0				
4- 6	0- 1	1- 1	NON-CONFERENCE	0- 1	0- 1	3- 2				
3- 2	0- 0	1- 1	HOME	0- 0	0- 0	2- 1				
1- 4	0- 1	0- 0	AWAY	0- 1	0- 1	1- 1				
0- 0	0- 0	0- 0	NEUTRAL	0- 0	0- 0	0- 0				
0- 0	0- 0	0- 0	CONFERENCE	0- 0	0- 0	0- 0				
0- 0	0- 0	0- 0	HOME	0- 0	0- 0	0- 0				
0- 0	0- 0	0- 0	AWAY	0- 0	0- 0	0- 0				
0- 0	0- 0	0- 0	NEUTRAL	0- 0	0- 0	0- 0				

RPI 1-25				RPI 26-50				RPI 51-100				RPI 101+ Team's RPI: 211			
RPI	S	Opponent	Score	RPI	S	Opponent	Score	RPI	S	Opponent	Score	RPI	S	Opponent	Score
14	A	Cal i forni a	45 70	35	H	Utah	77 68	55	A	Northern Colo.	74 79	116	A	Washi ngton	72 80
				37	H	Georgi a	63 79					153	A	Col orado St.	54 56
												283	A	Eastern Wash.	73 69
												334	H	Utah Valley	75 54
												336	H	Utah St.	69 76
												338	H	Southern Utah	75 67
LAST 12 Di v i s i o n I GAMES:															
336	H	Utah St.	69 76	14	A	Cal i forni a	45 70	35	H	Utah	77 68	116	A	Washi ngton	72 80
153	A	Col orado St.	54 56	55	A	Northern Colo.	74 79	116	A	Washi ngton	72 80	338	H	Southern Utah	75 67
37	H	Georgi a	63 79												
334	H	Utah Valley	75 54												
283	A	Eastern Wash.	73 69												

Non-Di v I Games:

BYU

Average RPI	Win:	164	WON-LOST	WINNING	LAST 10	STRENGTH OF	OPP. STRENGTH	TEAM	ADJ.	CONF.	ADJ CONF.
Average RPI	Loss:	0	RECORD	PCT. RANK	GAMES	SCHEDULE	OF SCHEDULE	RPI	RPI	RPI	RPI
DIV. I ONLY		8- 0		1	8- 0	279	5	41	41	8	8
DIV. I NON-CONF.		8- 0		1	8- 0	279	5	41	41	8	8
-----											
TOTALS	RPI 1-25		RPI 26-50		W-L RECORDS	RPI 51-100		RPI 101-150		RPI 150+	
8- 0	0- 0		1- 0		OVERALL	1- 0		2- 0		4- 0	
4- 0	0- 0		1- 0		HOME	0- 0		1- 0		2- 0	
4- 0	0- 0		0- 0		AWAY	1- 0		1- 0		2- 0	
0- 0	0- 0		0- 0		NEUTRAL	0- 0		0- 0		0- 0	
8- 0	0- 0		1- 0		NON-CONFERENCE	1- 0		2- 0		4- 0	
4- 0	0- 0		1- 0		HOME	0- 0		1- 0		2- 0	
4- 0	0- 0		0- 0		AWAY	1- 0		1- 0		2- 0	
0- 0	0- 0		0- 0		NEUTRAL	0- 0		0- 0		0- 0	
0- 0	0- 0		0- 0		CONFERENCE	0- 0		0- 0		0- 0	
0- 0	0- 0		0- 0		HOME	0- 0		0- 0		0- 0	
0- 0	0- 0		0- 0		AWAY	0- 0		0- 0		0- 0	
0- 0	0- 0		0- 0		NEUTRAL	0- 0		0- 0		0- 0	

RPI 1-25	RPI 26-50	Team's RPI: 41	RPI 51-100	RPI 101+
RPI S Opponent Score	RPI S Opponent Score		RPI S Opponent Score	RPI S Opponent Score
	43 H Butler 87 75		67 A Purdue 66 60	115 H Southeast Mo. St. 69 56
				144 A Vanderbilt 88 79
				157 A Cleveland St. 76 64
				192 H Missouri St. 70 58
				295 A Tennessee St. 85 65
				296 H Lipscomb 84 46
LAST 12 Division I GAMES:				
144 A Vanderbilt 88 79	115 H Southeast Mo. St. 69 56			
296 H Lipscomb 84 46	67 A Purdue 66 60			
192 H Missouri St. 70 58	43 H Butler 87 75			
157 A Cleveland St. 76 64	295 A Tennessee St. 85 65			

Non-Div I Games: Oakland City 126 55

Bal I St.

Average RPI	Win:	144	WON-LOST	WINNING	LAST 10	STRENGTH OF	OPP. STRENGTH	TEAM	ADJ.	CONF.	ADJ CONF.
Average RPI	Loss:	20	RECORD	PCT. RANK	GAMES	SCHEDULE	OF SCHEDULE	RPI	RPI	RPI	RPI
DIV. I ONLY		9- 1		15	9- 1	178	8	30	30	5	5
DIV. I NON-CONF.		9- 1		15	9- 1	178	8	30	30	5	5
-----											
TOTALS	RPI 1-25		RPI 26-50		W-L RECORDS	RPI 51-100		RPI 101-150		RPI 150+	
9- 1	1- 1		1- 0		OVERALL	2- 0		2- 0		3- 0	
7- 0	1- 0		0- 0		HOME	2- 0		2- 0		2- 0	
0- 1	0- 1		0- 0		AWAY	0- 0		0- 0		0- 0	
2- 0	0- 0		1- 0		NEUTRAL	0- 0		0- 0		1- 0	
9- 1	1- 1		1- 0		NON-CONFERENCE	2- 0		2- 0		3- 0	
7- 0	1- 0		0- 0		HOME	2- 0		2- 0		2- 0	
0- 1	0- 1		0- 0		AWAY	0- 0		0- 0		0- 0	
2- 0	0- 0		1- 0		NEUTRAL	0- 0		0- 0		1- 0	
0- 0	0- 0		0- 0		CONFERENCE	0- 0		0- 0		0- 0	
0- 0	0- 0		0- 0		HOME	0- 0		0- 0		0- 0	
0- 0	0- 0		0- 0		AWAY	0- 0		0- 0		0- 0	
0- 0	0- 0		0- 0		NEUTRAL	0- 0		0- 0		0- 0	

RPI 1-25				RPI 26-50				Team's RPI: 30				RPI 51-100				RPI 101+			
RPI	S	Opponent	Score	RPI	S	Opponent	Score	RPI	S	Opponent	Score	RPI	S	Opponent	Score	RPI	S	Opponent	Score
20	A	UCLA	68 82	33	N	Georgia Tech	80 57	78	H	Kentucky	90 63	123	H	Central Ark.	86 55				
25	H	Stanford	81 57					81	H	North Dakota	105 43	141	H	Lamar University	121 62				
												192	N	Missouri St.	100 58				
												303	H	McNeese	95 34				
												319	H	Coppin St.	100 54				
-----																			
LAST 12 Division I GAMES:																			
303	H	McNeese	95 34	25	H	Stanford	81 57	78	H	Kentucky	90 63	33	N	Georgia Tech	80 57				
81	H	North Dakota	105 43									192	N	Missouri St.	100 58				
319	H	Coppin St.	100 54									20	A	UCLA	68 82				
141	H	Lamar University	121 62									123	H	Central Ark.	86 55				

Non-Di v I Games:

Bayl or

Average RPI Win:	170	WON-LOST	WINNING	LAST 10	STRENGTH OF	OPP. STRENGTH	TEAM	ADJ.	CONF.	ADJ CONF.
Average RPI Loss:	36	RECORD	PCT. RANK	GAMES	SCHEDULE	OF SCHEDULE	RPI	RPI	RPI	RPI
DIV. I ONLY	8- 2	43	8- 1	223	11	58	58	25	25	
DIV. I NON-CONF.	8- 2	43	8- 2	223	11	58	58	25	25	
-----										
TOTALS	RPI 1-25	RPI 26-50	W-L RECORDS	RPI 51-100	RPI 101-150	RPI 150+				
8- 2	0- 1	1- 1	OVERALL	0- 0	3- 0	4- 0				
3- 0	0- 0	0- 0	HOME	0- 0	1- 0	2- 0				
3- 1	0- 0	0- 0	AWAY	0- 0	1- 0	2- 0				
2- 1	0- 1	1- 0	NEUTRAL	0- 0	1- 0	0- 0				
8- 2	0- 1	1- 1	NON-CONFERENCE	0- 0	3- 0	4- 0				
3- 0	0- 0	0- 0	HOME	0- 0	1- 0	2- 0				
3- 1	0- 0	0- 1	AWAY	0- 0	1- 0	2- 0				
2- 1	0- 1	1- 0	NEUTRAL	0- 0	1- 0	0- 0				
0- 0	0- 0	0- 0	CONFERENCE	0- 0	0- 0	0- 0				
0- 0	0- 0	0- 0	HOME	0- 0	0- 0	0- 0				
0- 0	0- 0	0- 0	AWAY	0- 0	0- 0	0- 0				
0- 0	0- 0	0- 0	NEUTRAL	0- 0	0- 0	0- 0				

RPI S	RPI 1-25	Opponent	Score	RPI S	RPI 26-50	Opponent	Score	RPI S	RPI 51-100	Team's RPI: 58	Opponent	Score	RPI S	RPI 101+	Opponent	Score
25 N		Stanford	53 74	29 N		FGCU	75 65						105 A		Arkansas St.	83 52
				47 A		Oklahoma	73 96						110 H		Samford	83 46
-----																
LAST 12 Division I GAMES:																
				105 A		Arkansas St.	83 52	25 N			Stanford	53 74				
				296 A		Lipscomb	91 59	121 N			Gonzaga	71 63				
				224 H		Presbyterian	90 48	110 H			Samford	83 46				
				29 N		FGCU	75 65	282 H			Fort Wayne	74 42				
								196 A			Tulsa	90 65				
								47 A			Oklahoma	73 96				

Non-Div I Games: Trevecca Nazarene 97 39

Belmont

Average RPI	Win:	295	WON-LOST	WINNING	LAST 10	STRENGTH OF	OPP. STRENGTH	TEAM	ADJ.	CONF.	ADJ CONF.
Average RPI	Loss:	194	RECORD	PCT. RANK	GAMES	SCHEDULE	OF SCHEDULE	RPI	RPI	RPI	RPI
DIV. I ONLY		4- 3		137	4- 3	349	103	341	341	32	32
DIV. I NON-CONF.		4- 3		137	4- 3	349	103	341	341	32	32
-----											
TOTALS	RPI 1-25		RPI 26-50		W-L RECORDS	RPI 51-100		RPI 101-150		RPI 150+	
4- 3	0- 0		0- 0		OVERALL	0- 0		0- 1		4- 2	
3- 2	0- 0		0- 0		HOME	0- 0		0- 1		3- 1	
1- 1	0- 0		0- 0		AWAY	0- 0		0- 0		1- 1	
0- 0	0- 0		0- 0		NEUTRAL	0- 0		0- 0		0- 0	
4- 3	0- 0		0- 0		NON-CONFERENCE	0- 0		0- 1		4- 2	
3- 2	0- 0		0- 0		HOME	0- 0		0- 1		3- 1	
1- 1	0- 0		0- 0		AWAY	0- 0		0- 0		1- 1	
0- 0	0- 0		0- 0		NEUTRAL	0- 0		0- 0		0- 0	
0- 0	0- 0		0- 0		CONFERENCE	0- 0		0- 0		0- 0	
0- 0	0- 0		0- 0		HOME	0- 0		0- 0		0- 0	
0- 0	0- 0		0- 0		AWAY	0- 0		0- 0		0- 0	
0- 0	0- 0		0- 0		NEUTRAL	0- 0		0- 0		0- 0	

RPI 1-25				RPI 26-50				RPI 51-100				RPI 101+				Team's RPI: 341
RPI	S	Opponent	Score	RPI	S	Opponent	Score	RPI	S	Opponent	Score	RPI	S	Opponent	Score	
												102	H	Jacksonville	58	68
												171	A	North Florida	63	70
												272	H	Southern U.	68	56
												288	H	Prairie View	77	52
												289	H	Grand Canyon	69	60
												310	H	Southeastern La.	58	60
												331	A	FIU	77	59
-----																
LAST 12 Division I GAMES:																
				102	H	Jacksonville	58	68	331	A	FIU	77	59			
				272	H	Southern U.	68	56								
				289	H	Grand Canyon	69	60								
				171	A	North Florida	63	70								
				310	H	Southeastern La.	58	60								
				288	H	Prairie View	77	52								

Non-Div I Games: Edward Waters 101 60 Palm Beach Atl. 61 48

Bethune-Cookman



Average RPI Win: 258 WON-LOST RECORD WINNING PCT. RANK LAST 10 GAMES STRENGTH OF SCHEDULE OPP. STRENGTH OF SCHEDULE TEAM RPI ADJ. RPI CONF. RPI ADJ CONF. RPI

DIV. I ONLY	5- 4	140	5- 4	339	119	251	251	24	24
DIV. I NON-CONF.	5- 4	140	5- 4	339	119	251	251	24	24
TOTALS	RPI 1-25	RPI 26-50	W-L RECORDS	RPI 51-100	RPI 101-150	RPI 150+			
5- 4	0- 0	0- 0	OVERALL	0- 1	1- 0	4- 3			
2- 1	0- 0	0- 0	HOME	0- 1	1- 0	1- 0			
2- 2	0- 0	0- 0	AWAY	0- 0	0- 0	2- 2			
1- 1	0- 0	0- 0	NEUTRAL	0- 0	0- 0	1- 1			
5- 4	0- 0	0- 0	NON-CONFERENCE	0- 1	1- 0	4- 3			
2- 1	0- 0	0- 0	HOME	0- 1	1- 0	1- 0			
2- 2	0- 0	0- 0	AWAY	0- 0	0- 0	2- 2			
1- 1	0- 0	0- 0	NEUTRAL	0- 0	0- 0	1- 1			
0- 0	0- 0	0- 0	CONFERENCE	0- 0	0- 0	0- 0			
0- 0	0- 0	0- 0	HOME	0- 0	0- 0	0- 0			
0- 0	0- 0	0- 0	AWAY	0- 0	0- 0	0- 0			
0- 0	0- 0	0- 0	NEUTRAL	0- 0	0- 0	0- 0			

RPI 1-25				RPI 26-50				RPI 51-100				RPI 101+				Team's RPI: 251	
RPI	S	Opponent	Score	RPI	S	Opponent	Score	RPI	S	Opponent	Score	RPI	S	Opponent	Score		
								74	H	Yal e	69	73	128	H	Penn	77	72
													164	A	Army West Poi nt	61	73
													180	N	UMES	68	51
													196	N	Tul sa	55	60
													207	A	Bucknel I	59	64
													299	A	Bryant	55	47
													338	A	Southern Utah	72	66
													343	H	NJIT	67	36
LAST 12 Di vi si on I GAMES:																	
				196	N	Tul sa	55	60	343	H	NJIT	67	36				
				338	A	Southern Utah	72	66	299	A	Bryant	55	47				
				128	H	Penn	77	72	74	H	Yal e	69	73				
				164	A	Army West Point	61	73	207	A	Bucknel I	59	64				
									180	N	UMES	68	51				

Non-Div I Games: SUNY Cortland 90 36

Binghamton

Average RPI Win: 242

Average RPI Loss: 185

WON-LOST  
RECORDWINNING  
PCT. RANKLAST 10  
GAMESSTRENGTH OF  
SCHEDULEOPP. STRENGTH  
OF SCHEDULETEAM  
RPIADJ.  
RPICONF.  
RPIADJ CONF.  
RPIDIV. I ONLY  
DIV. I NON-CONF.3- 3  
3- 3158  
1583- 3  
3- 3276  
276275  
275236  
236236  
23620  
2020  
20

TOTALS

RPI 1-25

RPI 26-50

W-L RECORDS

RPI 51-100

RPI 101-150

RPI 150+

3- 3

0- 0

0- 0

OVERALL

0- 1

1- 1

2- 1

1- 1

0- 0

0- 0

HOME

0- 1

1- 0

0- 0

2- 0

0- 0

0- 0

AWAY

0- 0

0- 0

2- 0

0- 2

0- 0

0- 0

NEUTRAL

0- 0

0- 1

0- 1

3- 3

0- 0

0- 0

NON-CONFERENCE

0- 1

1- 1

2- 1

1- 1

0- 0

0- 0

HOME

0- 1

1- 0

0- 0

2- 0

0- 0

0- 0

AWAY

0- 0

0- 0

2- 0

0- 2

0- 0

0- 0

NEUTRAL

0- 0

0- 1

0- 1

0- 0

0- 0

0- 0

CONFERENCE

0- 0

0- 0

0- 0

0- 0

0- 0

0- 0

HOME

0- 0

0- 0

0- 0

0- 0

0- 0

0- 0

AWAY

0- 0

0- 0

0- 0

0- 0

0- 0

0- 0

NEUTRAL

0- 0

0- 0

0- 0

RPI 1-25

RPI 26-50

RPI 51-100

RPI 101+

Team's RPI: 236

RPI S Opponent Score

RPI S Opponent Score

RPI S Opponent Score

RPI S Opponent Score

66 H Saint Mary's (CA) 72 74

116 H Washington 85 62

147 N San Diego 52 72

283 A Eastern Wash. 61 57

327 A Portland 73 47

342 N Northern Ariz. 60 62

LAST 12 Division I GAMES:

327 A Portland 73 47 283 A Eastern Wash. 61 57

116 H Washington 85 62 66 H Saint Mary's (CA) 72 74

342 N Northern Ariz. 60 62

147 N San Diego 52 72

Non-Div I Games:

Corban

94 50

Northwest Chrst.

83 51

Boi se St.

Average RPI Win:	165	WON-LOST	WINNING	LAST 10	STRENGTH OF	OPP. STRENGTH	TEAM	ADJ.	CONF.	ADJ CONF.
Average RPI Loss:	148	RECORD	PCT. RANK	GAMES	SCHEDULE	OF SCHEDULE	RPI	RPI	RPI	RPI
DIV. I ONLY	5- 6	190	4- 6	78	238	156	156	2	2	
DIV. I NON-CONF.	5- 6	190	5- 6	78	238	156	156	2	2	
-----										
TOTALS	RPI 1-25	RPI 26-50	W-L RECORDS	RPI 51-100	RPI 101-150	RPI 150+				
5- 6	0- 0	1- 0	OVERALL	1- 2	0- 1	3- 3				
4- 2	0- 0	1- 0	HOME	1- 1	0- 0	2- 1				
1- 4	0- 0	0- 0	AWAY	0- 1	0- 1	1- 1				
0- 0	0- 0	0- 0	NEUTRAL	0- 0	0- 0	0- 0				
5- 6	0- 0	1- 0	NON-CONFERENCE	1- 2	0- 1	3- 3				
4- 2	0- 0	1- 0	HOME	1- 1	0- 0	2- 1				
1- 4	0- 0	0- 0	AWAY	0- 1	0- 1	1- 2				
0- 0	0- 0	0- 0	NEUTRAL	0- 0	0- 0	0- 0				
0- 0	0- 0	0- 0	CONFERENCE	0- 0	0- 0	0- 0				
0- 0	0- 0	0- 0	HOME	0- 0	0- 0	0- 0				
0- 0	0- 0	0- 0	AWAY	0- 0	0- 0	0- 0				
0- 0	0- 0	0- 0	NEUTRAL	0- 0	0- 0	0- 0				

RPI	S	Opponent	Score	RPI	S	Opponent	Score	RPI	S	Opponent	Score	RPI	S	Opponent	Score	Team's RPI: 156
27	H	Houston	79 74	54	A	Minnesota	68 78	126	A	Dartmouth	57 68	162	A	Col umbi a	60 68	
				69	H	Fordham	55 52	172	H	New Hampshi re	64 55	195	A	Boston U.	57 61	
				80	H	Seton Hall	53 73	258	A	Holy Cross	70 61	273	H	Fairfi eld	58 66	
								299	H	Bryant	65 42					
LAST 12 Division I GAMES:																
258	A	Holy Cross	70 61	172	H	New Hampshi re	64 55									
273	H	Fairfi eld	58 66	80	H	Seton Hall	53 73									
162	A	Col umbi a	60 68	69	H	Fordham	55 52									
195	A	Boston U.	57 61	126	A	Dartmouth	57 68									
27	H	Houston	79 74	299	H	Bryant	65 42									
54	A	Minnesota	68 78													

Non-Div I Games:

Boston College

Average RPI	Win: 224	WON-LOST RECORD	WINNING PCT. RANK	LAST 10 GAMES	STRENGTH OF SCHEDULE	OPP. STRENGTH OF SCHEDULE	TEAM RPI	ADJ. RPI	CONF. RPI	ADJ. CONF. RPI
Average RPI	Loss: 128									
DIV. I ONLY	5- 4	140	5- 4	283	99	195	195	16	16	
DIV. I NON-CONF.	5- 4	140	5- 4	283	99	195	195	16	16	
-----										
TOTALS	RPI 1-25	RPI 26-50	W-L RECORDS	RPI 51-100	RPI 101-150	RPI 150+				
5- 4	0- 0	0- 1	OVERALL	0- 0	1- 1	4- 2				
2- 2	0- 0	0- 1	HOME	0- 0	0- 0	2- 1				
3- 2	0- 0	0- 0	AWAY	0- 0	1- 1	2- 1				
0- 0	0- 0	0- 0	NEUTRAL	0- 0	0- 0	0- 0				
5- 4	0- 0	0- 1	NON-CONFERENCE	0- 0	1- 1	4- 2				
2- 2	0- 0	0- 1	HOME	0- 0	0- 0	2- 1				
3- 2	0- 0	0- 0	AWAY	0- 0	1- 1	2- 1				
0- 0	0- 0	0- 0	NEUTRAL	0- 0	0- 0	0- 0				
0- 0	0- 0	0- 0	CONFERENCE	0- 0	0- 0	0- 0				
0- 0	0- 0	0- 0	HOME	0- 0	0- 0	0- 0				
0- 0	0- 0	0- 0	AWAY	0- 0	0- 0	0- 0				
0- 0	0- 0	0- 0	NEUTRAL	0- 0	0- 0	0- 0				

RPI	S	Opponent	Score	RPI	S	Opponent	Score	RPI	S	Opponent	Score	RPI	S	Opponent	Score
				36	H	UCF	32 47					109	A	Delaware	85 79
												114	A	Harvard	70 80
												156	H	Boston College	61 57
												172	A	New Hampshire	57 72
												191	H	Marist	52 80
												222	H	Northeastern	74 73
												299	A	Bryant	78 61
												332	A	Vermont	57 41
-----															
Team's RPI: 195															
LAST 12 Division I GAMES:															
299	A	Bryant	78 61	36	H	UCF	32 47	191	H	Marist	52 80				
156	H	Boston College	61 57					332	A	Vermont	57 41				
114	A	Harvard	70 80												
109	A	Delaware	85 79												
172	A	New Hampshire	57 72												
222	H	Northeastern	74 73												

Non-Div I Games:

Boston U.

Average RPI Win:	233	WON-LOST	WINNING	LAST 10	STRENGTH OF	OPP. STRENGTH	TEAM	ADJ.	CONF.	ADJ CONF.
Average RPI Loss:	137	RECORD	PCT. RANK	GAMES	SCHEDULE	OF SCHEDULE	RPI	RPI	RPI	RPI
DIV. I ONLY	7- 2	51	7- 2	228	229	95	95	8	8	
DIV. I NON-CONF.	7- 2	51	7- 2	228	229	95	95	8	8	
-----										
TOTALS	RPI 1-25	RPI 26-50	W-L RECORDS	RPI 51-100	RPI 101-150	RPI 150+				
7- 2	0- 0	0- 1	OVERALL	1- 0	0- 0	6- 1				
3- 1	0- 0	0- 0	HOME	1- 0	0- 0	2- 1				
2- 1	0- 0	0- 1	AWAY	0- 0	0- 0	2- 0				
2- 0	0- 0	0- 0	NEUTRAL	0- 0	0- 0	2- 0				
7- 2	0- 0	0- 1	NON-CONFERENCE	1- 0	0- 0	6- 1				
3- 1	0- 0	0- 0	HOME	1- 0	0- 0	2- 1				
2- 1	0- 0	0- 1	AWAY	0- 0	0- 0	2- 0				
2- 0	0- 0	0- 0	NEUTRAL	0- 0	0- 0	2- 0				
0- 0	0- 0	0- 0	CONFERENCE	0- 0	0- 0	0- 0				
0- 0	0- 0	0- 0	HOME	0- 0	0- 0	0- 0				
0- 0	0- 0	0- 0	AWAY	0- 0	0- 0	0- 0				
0- 0	0- 0	0- 0	NEUTRAL	0- 0	0- 0	0- 0				

RPI	S	Opponent	Score	RPI	S	Opponent	Score	RPI	S	Opponent	Score	RPI	S	Opponent	Score
28	A	South Dakota St.	44 76	99	H	Xavier	63 53	203	A	Robert Morris	64 62	218	N	Fla. Atlantic	66 55
								246	H	Canisius	57 71	274	H	Valparaiso	90 77
								276	N	Norfolk St.	59 50	277	A	Detroit Mercy	85 81
								284	H	Eastern Ky.	77 60				
LAST 12 Division I GAMES:															
203	A	Robert Morris	64 62	28	A	South Dakota St.	44 76	274	H	Valparaiso	90 77				
277	A	Detroit Mercy	85 81	99	H	Xavier	63 53	218	N	Fla. Atlantic	66 55				
284	H	Eastern Ky.	77 60	276	N	Norfolk St.	59 50	246	H	Canisius	57 71				

Non-Div I Games:

Bowling Green

Average RPI	Win:	264	WON-LOST	WINNING	LAST 10	STRENGTH OF	OPP. STRENGTH	TEAM	ADJ.	CONF.	ADJ CONF.
Average RPI	Loss:	102	RECORD	PCT. RANK	GAMES	SCHEDULE	OF SCHEDULE	RPI	RPI	RPI	RPI
DIV. I ONLY		4- 4		158	4- 4	103	263	103	103	26	26
DIV. I NON-CONF.		4- 4		158	4- 4	103	263	103	103	26	26
-----											
TOTALS	RPI 1-25		RPI 26-50		W-L RECORDS	RPI 51-100		RPI 101-150		RPI 150+	
4- 4	0- 1		0- 0		OVERALL	0- 0		0- 2		4- 1	
2- 0	0- 0		0- 0		HOME	0- 0		0- 0		2- 0	
1- 4	0- 1		0- 0		AWAY	0- 0		0- 2		1- 1	
1- 0	0- 0		0- 0		NEUTRAL	0- 0		0- 0		1- 0	
4- 4	0- 1		0- 0		NON-CONFERENCE	0- 0		0- 2		4- 1	
2- 0	0- 0		0- 0		HOME	0- 0		0- 0		2- 0	
1- 4	0- 1		0- 0		AWAY	0- 0		0- 2		1- 1	
1- 0	0- 0		0- 0		NEUTRAL	0- 0		0- 0		1- 0	
0- 0	0- 0		0- 0		CONFERENCE	0- 0		0- 0		0- 0	
0- 0	0- 0		0- 0		HOME	0- 0		0- 0		0- 0	
0- 0	0- 0		0- 0		AWAY	0- 0		0- 0		0- 0	
0- 0	0- 0		0- 0		NEUTRAL	0- 0		0- 0		0- 0	

RPI 1-25				RPI 26-50				RPI 51-100				RPI 101+ Team's RPI: 103			
RPI	S	Opponent	Score	RPI	S	Opponent	Score	RPI	S	Opponent	Score	RPI	S	Opponent	Score
4	A	Green Bay	40 72									115	A	Southeast Mo. St.	53 57
												132	A	Illinois	62 74
												155	A	Northern Ill.	52 76
												166	H	Omaha	69 56
												253	N	Nicholls St.	75 65
												312	A	Eastern Ill.	67 52
												323	H	Ill.-Chicago	58 48
-----															
LAST 12 Division I GAMES:															
4	A	Green Bay	40 72	155	A	Northern Ill.	52 76								
312	A	Eastern Ill.	67 52	115	A	Southeast Mo. St.	53 57								
323	H	Ill.-Chicago	58 48	253	N	Nicholls St.	75 65								
				132	A	Illinois	62 74								
				166	H	Omaha	69 56								

Non-Div I Games: Lincoln (MO) 88 44

Bradley

Loss, 
Non-Conf, S Site, 
H Home
A Away 
N Neutral

Average RPI Win: 208  
Average RPI Loss: 14

WON-LOST  
RECORD

WINNING  
PCT. RANK

LAST 10  
GAMES

STRENGTH OF  
SCHEDULE

OPP. STRENGTH  
OF SCHEDULE

TEAM  
RPI

ADJ.  
RPI

CONF.  
RPI

ADJ CONF.  
RPI

DIV. I ONLY  
DIV. I NON-CONF.

9- 1  
9- 1

15  
15

9- 1  
9- 1

311  
311

39  
39

94  
94

94  
94

9  
9

9  
9

TOTALS

RPI 1-25

RPI 26-50

W-L RECORDS

RPI 51-100

RPI 101-150

RPI 150+

9- 1

0- 1

0- 0

OVERALL

0- 0

2- 0

7- 0

3- 1

0- 1

0- 0

HOME

0- 0

0- 0

3- 0

4- 0

0- 0

0- 0

AWAY

0- 0

1- 0

3- 0

2- 0

0- 0

0- 0

NEUTRAL

0- 0

1- 0

1- 0

9- 1

0- 1

0- 0

NON-CONFERENCE

0- 0

2- 0

7- 0

3- 1

0- 1

0- 0

HOME

0- 0

0- 0

3- 0

4- 0

0- 0

0- 0

AWAY

0- 0

1- 0

3- 0

2- 0

0- 0

0- 0

NEUTRAL

0- 0

1- 0

1- 0

0- 0

0- 0

0- 0

CONFERENCE

0- 0

0- 0

0- 0

0- 0

0- 0

0- 0

HOME

0- 0

0- 0

0- 0

0- 0

0- 0

0- 0

AWAY

0- 0

0- 0

0- 0

0- 0

0- 0

0- 0

NEUTRAL

0- 0

0- 0

0- 0

RPI 1-25

RPI S Opponent Score  
14 H Cal i forni a 79 89

RPI 26-50

RPI S Opponent Score

RPI 51-100

Team's RPI: 94

RPI S Opponent Score

RPI 101+

RPI S Opponent Score  
113 N Hampton 73 66  
125 A Provi dence 64 59  
152 A Col gate 83 73  
193 A Paci fi c 74 57  
206 H Sacred Heart 102 77  
227 A Central Conn. St. 78 55  
258 H Hol y Cross 82 78  
299 H Bryant 85 62  
299 N Bryant 72 60

LAST 12 Divi sion I GAMES:

206 H Sacred Heart 102 77  
299 N Bryant 72 60  
125 A Provi dence 64 59  
258 H Hol y Cross 82 78  
193 A Paci fi c 74 57  
113 N Hampton 73 66

152 A Col gate 83 73  
14 H Cal i forni a 79 89  
227 A Central Conn. St. 78 55  
299 H Bryant 85 62

B  
r  
o  
w  
n

B  
r  
o  
w  
n

Non-Di v I Games:

Brown

Loss, Non-Conf, S Site, H Home A Away N Neutral

Average RPI Win: 315		WON-LOST	WINNING	LAST 10	STRENGTH OF		OPP. STRENGTH	TEAM	ADJ.	CONF.	ADJ CONF.
Average RPI Loss: 161		RECORD	PCT. RANK	GAMES	SCHEDULE		OF SCHEDULE	RPI	RPI	RPI	RPI
DIV. I ONLY		1- 9	325	1- 9	126		321	299	299	28	28
DIV. I NON-CONF.		1- 9	325	1- 9	126		321	299	299	28	28
<hr/>											
TOTALS		RPI 1-25		RPI 26-50	W-L RECORDS		RPI 51-100	RPI 101-150		RPI 150+	
1- 9		0- 0		0- 0	OVERALL		0- 3	0- 0		1- 6	
0- 4		0- 0		0- 0	HOME		0- 0	0- 0		0- 4	
0- 4		0- 0		0- 0	AWAY		0- 2	0- 0		0- 2	
1- 1		0- 0		0- 0	NEUTRAL		0- 1	0- 0		1- 0	
1- 9		0- 0		0- 0	NON-CONFERENCE		0- 3	0- 0		1- 6	
0- 4		0- 0		0- 0	HOME		0- 0	0- 0		0- 4	
0- 4		0- 0		0- 0	AWAY		0- 2	0- 0		0- 2	
1- 1		0- 0		0- 0	NEUTRAL		0- 1	0- 0		1- 0	
0- 0		0- 0		0- 0	CONFERENCE		0- 0	0- 0		0- 0	
0- 0		0- 0		0- 0	HOME		0- 0	0- 0		0- 0	
0- 0		0- 0		0- 0	AWAY		0- 0	0- 0		0- 0	
0- 0		0- 0		0- 0	NEUTRAL		0- 0	0- 0		0- 0	

RPI 1-25				RPI 26-50				RPI 51-100				RPI 101+				Team's RPI : 299	
RPI	S	Opponent	Score	RPI	S	Opponent	Score	RPI	S	Opponent	Score	RPI	S	Opponent	Score		
								76	A	Maine	68	70	154	H	Hartford	47	59
								94	A	Brown	62	85	156	A	Boston College	42	65
								94	N	Brown	60	72	172	H	New Hampshire	65	74
													195	H	Boston U.	61	78
													251	H	Binghamton	47	55
													258	A	Holy Cross	57	59
													315	N	Rhode Island	58	52
LAST 12 Division I GAMES:																	
				315	N	Rhode Island	58	52	154	H	Hartford	47	59				
				195	H	Boston U.	61	78	251	H	Binghamton	47	55				
				258	A	Holy Cross	57	59	94	N	Brown	60	72				
				172	H	New Hampshire	65	74	156	A	Boston College	42	65				
				76	A	Maine	68	70									
				94	A	Brown	62	85									

Non-Div I Games:

Bryant



Average RPI	Win: 277	WON-LOST RECORD	WINNING PCT. RANK	LAST 10 GAMES	STRENGTH OF SCHEDULE	OPP. STRENGTH OF SCHEDULE	TEAM RPI	ADJ. RPI	CONF. RPI	ADJ. CONF. RPI
Average RPI	Loss: 126									
DIV. I ONLY	6- 4	117	6- 4	292	245	207	207	16	16	
DIV. I NON-CONF.	6- 4	117	6- 4	292	245	207	207	16	16	
-----										
TOTALS	RPI 1-25	RPI 26-50	W-L RECORDS	RPI 51-100	RPI 101-150	RPI 150+				
6- 4	0- 0	0- 1	OVERALL	0- 1	0- 0	6- 2				
3- 2	0- 0	0- 0	HOME	0- 0	0- 0	3- 2				
3- 2	0- 0	0- 1	AWAY	0- 1	0- 0	3- 0				
0- 0	0- 0	0- 0	NEUTRAL	0- 0	0- 0	0- 0				
6- 4	0- 0	0- 1	NON-CONFERENCE	0- 1	0- 0	6- 2				
3- 2	0- 0	0- 0	HOME	0- 0	0- 0	3- 2				
3- 2	0- 0	0- 1	AWAY	0- 1	0- 0	3- 0				
0- 0	0- 0	0- 0	NEUTRAL	0- 0	0- 0	0- 0				
0- 0	0- 0	0- 0	CONFERENCE	0- 0	0- 0	0- 0				
0- 0	0- 0	0- 0	HOME	0- 0	0- 0	0- 0				
0- 0	0- 0	0- 0	AWAY	0- 0	0- 0	0- 0				
0- 0	0- 0	0- 0	NEUTRAL	0- 0	0- 0	0- 0				

RPI	S	Opponent	Score	RPI	S	Opponent	Score	RPI	S	Opponent	Score	RPI	S	Opponent	Score
49	A	Drexel	54 63	69	A	Fordham	62 71	185	H	Saint Joseph's	53 77	199	H	St. Bonaventure	48 59
								246	H	Canisius	76 57	251	H	Binghamton	64 59
								257	H	Akron	63 52	297	A	Rider	76 71
								306	A	Youngstown St.	66 60	307	A	Iona	60 53
-----															
LAST 12 Division I GAMES:															
199	H	St. Bonaventure	48 59	69	A	Fordham	62 71	307	A	Iona	60 53	251	H	Binghamton	64 59
49	A	Drexel	54 63	307	A	Iona	60 53	246	H	Canisius	76 57	306	A	Youngstown St.	66 60
185	H	Saint Joseph's	53 77	251	H	Binghamton	64 59	297	A	Rider	76 71				
257	H	Akron	63 52	246	H	Canisius	76 57								
297	A	Rider	76 71	306	A	Youngstown St.	66 60								

Non-Div I Games:

Bucknell

Average RPI	Win:	153	WON-LOST	WINNING	LAST 10	STRENGTH OF	OPP. STRENGTH	TEAM	ADJ.	CONF.	ADJ CONF.
Average RPI	Loss:	48	RECORD	PCT. RANK	GAMES	SCHEDULE	OF SCHEDULE	RPI	RPI	RPI	RPI
DIV. I ONLY		8- 1		22	8- 1	95	52	17	17	8	8
DIV. I NON-CONF.		8- 1		22	8- 1	95	52	17	17	8	8
-----											
TOTALS	RPI 1-25		RPI 26-50		W-L RECORDS	RPI 51-100		RPI 101-150		RPI 150+	
8- 1	0- 0		0- 1		OVERALL	2- 0		2- 0		4- 0	
3- 0	0- 0		0- 0		HOME	0- 0		1- 0		2- 0	
2- 1	0- 0		0- 1		AWAY	0- 0		0- 0		2- 0	
3- 0	0- 0		0- 0		NEUTRAL	2- 0		1- 0		0- 0	
8- 1	0- 0		0- 1		NON-CONFERENCE	2- 0		2- 0		4- 0	
3- 0	0- 0		0- 0		HOME	0- 0		1- 0		2- 0	
2- 1	0- 0		0- 1		AWAY	0- 0		0- 0		2- 0	
3- 0	0- 0		0- 0		NEUTRAL	2- 0		1- 0		0- 0	
0- 0	0- 0		0- 0		CONFERENCE	0- 0		0- 0		0- 0	
0- 0	0- 0		0- 0		HOME	0- 0		0- 0		0- 0	
0- 0	0- 0		0- 0		AWAY	0- 0		0- 0		0- 0	
0- 0	0- 0		0- 0		NEUTRAL	0- 0		0- 0		0- 0	

RPI	S	Opponent	Score	RPI	S	Opponent	Score	RPI	S	Opponent	Score
48	A	Arizona St.	57 76	92	N	Nebraska	82 72	109	H	Del aware	87 73
				95	N	Cl emson	61 41	142	N	UNLV	80 53
								162	A	Col umbi a	65 63
								180	H	UMES	76 41
								199	A	St. Bonaventure	76 59
								246	H	Can i si us	73 47
-----											
LAST 12 Di vi si on I GAMES:											
199	A	St. Bonaventure	76 59	162	A	Col umbi a	65 63				
180	H	UMES	76 41	246	H	Can i si us	73 47				
109	H	Del aware	87 73	142	N	UNLV	80 53				
				48	A	Ari zona St.	57 76				
				95	N	Cl emson	61 41				
				92	N	Nebraska	82 72				

Non-Di v I Games:

Buffalo

Butler

Butler			Through Games Of Dec. 17, 2017								
Average RPI	Win:	217	WON-LOST	WINNING	LAST 10	STRENGTH OF	OPP. STRENGTH	TEAM	ADJ.	CONF.	ADJ CONF.
Average RPI	Loss:	36	RECORD	PCT. RANK	GAMES	SCHEDULE	OF SCHEDULE	RPI	RPI	RPI	RPI
DIV. I ONLY			6- 4	117	6- 4	15	286	43	43	6	6
DIV. I NON-CONF.			6- 4	117	6- 4	15	286	43	43	6	6
-----											
TOTALS	RPI 1-25			RPI 26-50		W-L RECORDS		RPI 51-100		RPI 101-150	
6- 4	0- 1			1- 3		OVERALL		0- 0		1- 0	
3- 0	0- 0			0- 0		HOME		0- 0		1- 0	
2- 2	0- 0			0- 2		AWAY		0- 0		0- 0	
1- 2	0- 1			1- 1		NEUTRAL		0- 0		0- 0	
6- 4	0- 1			1- 3		NON-CONFERENCE		0- 0		1- 0	
3- 0	0- 0			0- 0		HOME		0- 0		1- 0	
2- 2	0- 0			0- 2		AWAY		0- 0		0- 0	
1- 2	0- 1			1- 1		NEUTRAL		0- 0		0- 0	
0- 0	0- 0			0- 0		CONFERENCE		0- 0		0- 0	
0- 0	0- 0			0- 0		HOME		0- 0		0- 0	
0- 0	0- 0			0- 0		AWAY		0- 0		0- 0	
0- 0	0- 0			0- 0		NEUTRAL		0- 0		0- 0	

Butler

RPI 1-25				RPI 26-50				Team's RPI: 43				RPI 51-100				RPI 101+			
RPI	S	Opponent	Score	RPI	S	Opponent	Score	RPI	S	Opponent	Score	RPI	S	Opponent	Score	RPI	S	Opponent	Score
15	N	West Virginia	68 75	40	A	South Fla.	55 71					139	H	Wisconsin	69 62				
				41	A	Ball St.	75 87					214	H	Austin Peay	75 54				
				45	N	Virginia Tech	79 77					278	A	Illinois St.	56 45				
				49	N	Drexel	62 76					296	H	Lipscomb	70 58				
												328	A	Murray St.	88 59				
LAST 12 Division I GAMES:																			
139	H	Wisconsin	69 62	45	N	Virginia Tech	79 77					15	N	West Virginia	68 75				
278	A	Illinois St.	56 45	15	N	West Virginia	68 75					40	A	South Fla.	55 71				
41	A	Ball St.	75 87	40	A	South Fla.	55 71					296	H	Lipscomb	70 58				
49	N	Drexel	62 76	296	H	Lipscomb	70 58					328	A	Murray St.	88 59				
				214	H	Austin Peay	75 54												

Non-Div I Games:

Butler

Average RPI Win: 336 WON-LOST RECORD WINNING PCT. RANK LAST 10 GAMES STRENGTH OF SCHEDULE OPP. STRENGTH OF SCHEDULE TEAM RPI ADJ. RPI CONF. RPI ADJ CONF. RPI

DIV. I ONLY	2- 6	264	2- 6	338	205	311	311	30	30
DIV. I NON-CONF.	2- 6	264	2- 6	338	205	311	311	30	30
TOTALS	RPI 1-25	RPI 26-50	W-L RECORDS	RPI 51-100	RPI 101-150	RPI 150+			
2- 6	0- 1	0- 0	OVERALL	0- 0	0- 1	2- 4			
1- 0	0- 0	0- 0	HOME	0- 0	0- 0	1- 0			
1- 6	0- 1	0- 0	AWAY	0- 0	0- 1	1- 4			
0- 0	0- 0	0- 0	NEUTRAL	0- 0	0- 0	0- 0			
2- 6	0- 1	0- 0	NON-CONFERENCE	0- 0	0- 1	2- 4			
1- 0	0- 0	0- 0	HOME	0- 0	0- 0	1- 0			
1- 6	0- 1	0- 0	AWAY	0- 0	0- 1	1- 4			
0- 0	0- 0	0- 0	NEUTRAL	0- 0	0- 0	0- 0			
0- 0	0- 0	0- 0	CONFERENCE	0- 0	0- 0	0- 0			
0- 0	0- 0	0- 0	HOME	0- 0	0- 0	0- 0			
0- 0	0- 0	0- 0	AWAY	0- 0	0- 0	0- 0			
0- 0	0- 0	0- 0	NEUTRAL	0- 0	0- 0	0- 0			

RPI 1-25				RPI 26-50				RPI 51-100				RPI 101+ Team's RPI: 311			
RPI	S	Opponent	Score	RPI	S	Opponent	Score	RPI	S	Opponent	Score	RPI	S	Opponent	Score
25	A	Stanford	34 57									130	A	UTEP	56 67
												189	A	South Dakota	50 66
												212	A	SMU	29 41
												221	A	UC Riverside	65 68
												293	A	San Jose St.	57 67
												333	H	Cal St. Fullerton	55 43
												338	A	Southern Utah	46 45
LAST 12 Division I GAMES:															
				189	A	South Dakota	50 66	293	A	San Jose St.	57 67				
				221	A	UC Riverside	65 68	130	A	UTEP	56 67				
				212	A	SMU	29 41								
				338	A	Southern Utah	46 45								
				333	H	Cal St. Fullerton	55 43								
				25	A	Stanford	34 57								

Non-Div I Games: Fresno Pacific 74 63 Whittier 72 35

CSUN

Through Games Of Dec. 17, 2017

Average RPI Win: 258

Average RPI Loss: 163

WON-LOST RECORD

WINNING PCT. RANK

LAST 10 GAMES

STRENGTH OF SCHEDULE

OPP. STRENGTH OF SCHEDULE

TEAM RPI

ADJ. RPI

CONF. RPI

ADJ CONF. RPI

DIV. I ONLY

4- 6

213

4- 6

188

282

215

215

23

23

DIV. I NON-CONF.

4- 6

213

4- 6

188

282

215

215

23

23

TOTALS

RPI 1-25

RPI 26-50

W-L RECORDS

RPI 51-100

RPI 101-150

RPI 150+

4- 6

0- 1

0- 0

OVERALL

0- 1

0- 0

4- 4

2- 2

0- 0

0- 0

HOME

0- 0

0- 0

2- 2

2- 3

0- 1

0- 0

AWAY

0- 0

0- 0

2- 2

0- 1

0- 0

0- 0

NEUTRAL

0- 1

0- 0

0- 0

4- 6

0- 1

0- 0

NON-CONFERENCE

0- 1

0- 0

4- 4

2- 2

0- 0

0- 0

HOME

0- 0

0- 0

2- 2

2- 3

0- 1

0- 0

AWAY

0- 0

0- 0

2- 2

0- 1

0- 0

0- 0

NEUTRAL

0- 1

0- 0

0- 0

0- 0

0- 0

0- 0

CONFERENCE

0- 0

0- 0

0- 0

0- 0

0- 0

0- 0

HOME

0- 0

0- 0

0- 0

0- 0

0- 0

0- 0

AWAY

0- 0

0- 0

0- 0

0- 0

0- 0

0- 0

NEUTRAL

0- 0

0- 0

0- 0

RPI 1-25

RPI 26-50

RPI 51-100

RPI 101+

Team's RPI: 215

RPI S Opponent Score

RPI S Opponent Score

RPI S Opponent Score

RPI S Opponent Score

10 A Oregon 43 91

87 N Milwaukee 50 58

151 A Loyola Marymount 75 68

170 H Weber St. 61 64

217 H Idaho 75 80

239 A New Orleans 73 76

252 A San Diego St. 55 58

270 H Fresno St. 85 72

293 A San Jose St. 76 59

317 H Arizona 66 63

LAST 12 Division I GAMES:

317 H Arizona 66 63

217 H Idaho 75 80

87 N Milwaukee 50 58

239 A New Orleans 73 76

252 A San Diego St. 55 58

10 A Oregon 43 91

151 A Loyola Marymount 75 68

293 A San Jose St. 76 59

270 H Fresno St. 85 72

170 H Weber St. 61 64

Non-Div I Games:

CSUN

Loss,

Non-Conf,S Site,

H Home

A Away

N Neutral

Page 37

Non-Div I Games:

CSUN

Average RPI Win:

266

Average RPI Loss:

157

WON-LOST  
RECORD

4- 5

4- 5

WINNING  
PCT. RANK

195

195

LAST 10  
GAMES

4- 5

4- 5

STRENGTH OF  
SCHEDULE

234

234

OPP. STRENGTH  
OF SCHEDULE

276

276

TEAM  
RPI

205

205

ADJ.  
RPI

205

205

CONF.  
RPI

23

23

ADJ CONF.  
RPI

23

23

DIV. I ONLY  
DIV. I NON-CONF.

TOTALS

RPI 1-25

RPI 26-50

W-L RECORDS

RPI 51-100

RPI 101-150

RPI 150+

4- 5

0- 0

0- 0

OVERALL

0- 2

0- 0

4- 3

2- 1

0- 0

0- 0

HOME

0- 0

0- 0

2- 1

2- 4

0- 0

0- 0

AWAY

0- 2

0- 0

2- 2

0- 0

0- 0

0- 0

NEUTRAL

0- 0

0- 0

0- 0

4- 5

0- 0

0- 0

NON-CONFERENCE

0- 2

0- 0

4- 3

2- 1

0- 0

0- 0

HOME

0- 0

0- 0

2- 1

2- 4

0- 0

0- 0

AWAY

0- 2

0- 0

2- 2

0- 0

0- 0

0- 0

NEUTRAL

0- 0

0- 0

0- 0

0- 0

0- 0

0- 0

CONFERENCE

0- 0

0- 0

0- 0

0- 0

0- 0

0- 0

HOME

0- 0

0- 0

0- 0

0- 0

0- 0

0- 0

AWAY

0- 0

0- 0

0- 0

0- 0

0- 0

0- 0

NEUTRAL

0- 0

0- 0

0- 0

RPI 1-25

RPI 26-50

RPI 51-100

RPI 101+



Team's RPI: 205



RPI S Opponent Score



RPI S Opponent Score


RPI S Opponent Score



RPI S Opponent Score


54  Minnesota 68  112



66  Saint Mary's (CA) 64  82


178  San Francisco 71  83


178  San Francisco 88 83

203  Robert Morris 50  66



254  North Dakota St. 73 69


283  Eastern Wash. 72  75



289  Grand Canyon 75 69


342  Northern Ariz. 89 73



LAST 12 Division I GAMES:



66  Saint Mary's (CA) 64  82


289  Grand Canyon 75 69


178  San Francisco 71  83



254  North Dakota St. 73 69

54  Minnesota 68  112

283  Eastern Wash. 72  75

342  Northern Ariz. 89 73

178  San Francisco 88 83

203  Robert Morris 50  66

Non-Div I Games: Cal St. Monterey Bay 77 44

Cal Poly

Average RPI Win:	288	WON-LOST	WINNING	LAST 10	STRENGTH OF	OPP. STRENGTH	TEAM	ADJ.	CONF.	ADJ CONF.
Average RPI Loss:	253	RECORD	PCT. RANK	GAMES	SCHEDULE	OF SCHEDULE	RPI	RPI	RPI	RPI
DIV. I ONLY	2- 7	273	2- 7	325	343	333	333	23	23	
DIV. I NON-CONF.	2- 7	273	2- 7	325	343	333	333	23	23	
-----										
TOTALS	RPI 1-25	RPI 26-50	W-L RECORDS	RPI 51-100	RPI 101-150	RPI 150+				
2- 7	0- 0	0- 0	OVERALL	0- 0	0- 0	2- 7				
1- 1	0- 0	0- 0	HOME	0- 0	0- 0	1- 1				
1- 5	0- 0	0- 0	AWAY	0- 0	0- 0	1- 5				
0- 1	0- 0	0- 0	NEUTRAL	0- 0	0- 0	0- 1				
2- 7	0- 0	0- 0	NON-CONFERENCE	0- 0	0- 0	2- 7				
1- 1	0- 0	0- 0	HOME	0- 0	0- 0	1- 1				
1- 5	0- 0	0- 0	AWAY	0- 0	0- 0	1- 5				
0- 1	0- 0	0- 0	NEUTRAL	0- 0	0- 0	0- 1				
0- 0	0- 0	0- 0	CONFERENCE	0- 0	0- 0	0- 0				
0- 0	0- 0	0- 0	HOME	0- 0	0- 0	0- 0				
0- 0	0- 0	0- 0	AWAY	0- 0	0- 0	0- 0				
0- 0	0- 0	0- 0	NEUTRAL	0- 0	0- 0	0- 0				

RPI 1-25				RPI 26-50				RPI 51-100				RPI 101+				Team's RPI: 333
RPI	S	Opponent	Score	RPI	S	Opponent	Score	RPI	S	Opponent	Score	RPI	S	Opponent	Score	
												193	A	Pacific	65	81
												217	A	Idaho	60	80
												226	N	Oral Roberts	50	60
												248	A	Santa Clara	73	69
												252	A	San Diego St.	58	59
												267	H	Denver	58	83
												308	A	Montana	47	68
												311	A	CSU Bakersfield	43	55
												327	H	Portland	66	61
-----																
LAST 12 Division I GAMES:																
				217	A	Idaho	60	80	267	H	Denver	58	83			
				226	N	Oral Roberts	50	60	327	H	Portland	66	61			
				308	A	Montana	47	68	311	A	CSU Bakersfield	43	55			
									252	A	San Diego St.	58	59			
									193	A	Pacific	65	81			
									248	A	Santa Clara	73	69			

Non-Div I Games: Antelope Valley 74 48

Cal St. Fullerton

Cal i f o r n i a						Through Games Of Dec. 17, 2017									
Average RPI Win:		167	WON-LOST		WINNING	LAST 10	STRENGTH OF	OPP. STRENGTH	TEAM	ADJ.	CONF.	ADJ CONF.			
Average RPI Loss:		9	RECORD		PCT. RANK	GAMES	SCHEDULE	OF SCHEDULE	RPI	RPI	RPI	RPI			
DIV. I ONLY	8- 2	43	8- 2	18	72	14	14	4	4						
DIV. I NON-CONF.	8- 2	43	8- 2	18	72	14	14	4	4						
-----															
TOTALS		RPI 1-25	RPI 26-50		W-L RECORDS		RPI 51-100		RPI 101-150		RPI 150+				
8- 2	0- 2	0- 0		OVERALL		2- 0		1- 0		5- 0					
5- 1	0- 1	0- 0		HOME		1- 0		1- 0		3- 0					
3- 1	0- 1	0- 0		AWAY		1- 0		0- 0		2- 0					
0- 0	0- 0	0- 0		NEUTRAL		0- 0		0- 0		0- 0					
8- 2	0- 2	0- 0		NON-CONFERENCE		2- 0		1- 0		5- 0					
5- 1	0- 1	0- 0		HOME		1- 0		1- 0		3- 0					
3- 1	0- 1	0- 0		AWAY		1- 0		0- 0		2- 0					
0- 0	0- 0	0- 0		NEUTRAL		0- 0		0- 0		0- 0					
0- 0	0- 0	0- 0		CONFERENCE		0- 0		0- 0		0- 0					
0- 0	0- 0	0- 0		HOME		0- 0		0- 0		0- 0					
0- 0	0- 0	0- 0		AWAY		0- 0		0- 0		0- 0					
0- 0	0- 0	0- 0		NEUTRAL		0- 0		0- 0		0- 0					
-----															
RPI 1-25 Team's RPI: 14				RPI 26-50			RPI 51-100			RPI 101+					
RPI S	Opponent		Score	RPI S	Opponent		Score	RPI S	Opponent		Score	RPI S	Opponent		Score
1	A	UConn	47 82					66	H	Saint Mary's (CA)	87 80	147	H	San Diego	89 64
16	H	Missouri	52 55					94	A	Brown	89 79	168	H	Seattle U	87 67
												193	A	Paci fic	92 85
												209	H	Manhattan	87 66
												211	H	BYU	70 45
												248	A	Santa Clara	79 41
-----															
LAST 12 Di v i s i o n I GAMES:															
211	H	BYU	70 45	209	H	Manhattan	87 66								
193	A	Paci fic	92 85	94	A	Brown	89 79								
147	H	San Diego	89 64	1	A	UConn	47 82								
248	A	Santa Clara	79 41	66	H	Saint Mary's (CA)	87 80								
168	H	Seattle U	87 67												
16	H	Missouri	52 55												

Non-Di v I Games:

Cal i f o r n i a



Average RPI Win: 289

Average RPI Loss: 76

WON-LOST  
RECORDWINNING  
PCT. RANKLAST 10  
GAMESSTRENGTH OF  
SCHEDULEOPP. STRENGTH  
OF SCHEDULETEAM  
RPIADJ.  
RPICONF.  
RPIADJ CONF.  
RPIDIV. I ONLY  
DIV. I NON-CONF.4- 2  
4- 289  
894- 2  
4- 2256  
256269  
269165  
165165  
16529  
2929  
29

TOTALS

RPI 1-25

RPI 26-50

W-L RECORDS

RPI 51-100

RPI 101-150

RPI 150+

4- 2

0- 0

0- 0

OVERALL

0- 2

0- 0

4- 0

2- 1

0- 0

0- 0

HOME

0- 1

0- 0

2- 0

2- 1

0- 0

0- 0

AWAY

0- 0

0- 0

2- 0

0- 0

0- 0

0- 0

NEUTRAL

0- 0

0- 0

0- 0

4- 2

0- 0

0- 0

NON-CONFERENCE

0- 2

0- 0

4- 0

2- 1

0- 0

0- 0

HOME

0- 1

0- 0

2- 0

2- 1

0- 0

0- 0

AWAY

0- 1

0- 0

2- 0

0- 0

0- 0

0- 0

NEUTRAL

0- 0

0- 0

0- 0

0- 0

0- 0

0- 0

CONFERENCE

0- 0

0- 0

0- 0

0- 0

0- 0

0- 0

HOME

0- 0

0- 0

0- 0

0- 0

0- 0

0- 0

AWAY

0- 0

0- 0

0- 0

0- 0

0- 0

0- 0

NEUTRAL

0- 0

0- 0

0- 0

RPI 1-25

RPI 26-50

RPI 51-100

RPI 101+

Team's RPI: 165

RPI S Opponent Score

RPI S Opponent Score

RPI S Opponent Score

RPI S Opponent Score

53 A Kansas 48 66  
98 H Mercer 57 58198 A Col. of Charleston 53 45  
304 H USC Upstate 69 49  
318 A UNCG 72 61  
335 H Western Caro. 58 51

LAST 12 Division I GAMES:

318 A UNCG 72 61  
198 A Col. of Charleston 53 45  
304 H USC Upstate 69 49  
53 A Kansas 48 66  
335 H Western Caro. 58 51  
98 H Mercer 57 58

Non-Div I Games: Columbia Int'l 78 39 William Peace 94 42

Campbell

Average RPI Win:	147	WON-LOST	WINNING	LAST 10	STRENGTH OF	OPP. STRENGTH	TEAM	ADJ.	CONF.	ADJ CONF.
Average RPI Loss:	168	RECORD	PCT. RANK	GAMES	SCHEDULE	OF SCHEDULE	RPI	RPI	RPI	RPI
DIV. I ONLY	2- 7	273	2- 7	98	274	246	246	22	22	
DIV. I NON-CONF.	2- 7	273	2- 7	98	274	246	246	22	22	
-----										
TOTALS	RPI 1-25	RPI 26-50	W-L RECORDS	RPI 51-100	RPI 101-150	RPI 150+				
2- 7	0- 1	0- 0	OVERALL	1- 1	0- 0	1- 5				
1- 4	0- 0	0- 0	HOME	0- 0	0- 0	1- 4				
1- 3	0- 0	0- 0	AWAY	1- 1	0- 0	0- 0				
0- 0	0- 0	0- 0	NEUTRAL	0- 0	0- 0	0- 0				
2- 7	0- 1	0- 0	NON-CONFERENCE	1- 1	0- 0	1- 5				
1- 4	0- 0	0- 0	HOME	0- 0	0- 0	1- 4				
1- 3	0- 1	0- 0	AWAY	1- 1	0- 0	0- 1				
0- 0	0- 0	0- 0	NEUTRAL	0- 0	0- 0	0- 0				
0- 0	0- 0	0- 0	CONFERENCE	0- 0	0- 0	0- 0				
0- 0	0- 0	0- 0	HOME	0- 0	0- 0	0- 0				
0- 0	0- 0	0- 0	AWAY	0- 0	0- 0	0- 0				
0- 0	0- 0	0- 0	NEUTRAL	0- 0	0- 0	0- 0				

RPI 1-25				RPI 26-50				RPI 51-100				RPI 101+				Team's RPI: 246
RPI	S	Opponent	Score	RPI	S	Opponent	Score	RPI	S	Opponent	Score	RPI	S	Opponent	Score	
17	A	Buffalo	47 73					86	A	Miami (OH)	47 72	152	H	Colgate	63 70	
								95	A	Bowling Green	71 57	163	H	Oakland	48 83	
												199	H	St. Bonaventure	71 69	
												207	A	Bucknell	57 76	
												229	H	Morehead St.	52 76	
												320	H	Cornell	59 67	
LAST 12 Division I GAMES:																
229	H	Morehead St.	52 76	86	A	Miami (OH)	47 72	163	H	Oakland	48 83	207	A	Bucknell	57 76	
17	A	Buffalo	47 73	95	A	Bowling Green	71 57	199	H	St. Bonaventure	71 69					
152	H	Colgate	63 70													

Non-Div I Games:

Canisius

Average RPI Win: 325		WON-LOST	WINNING	LAST 10	STRENGTH OF	OPP. STRENGTH	TEAM	ADJ.	CONF.	ADJ CONF.
Average RPI Loss: 38		RECORD	PCT. RANK	GAMES	SCHEDULE	OF SCHEDULE	RPI	RPI	RPI	RPI
DIV. I ONLY		1- 4	284	1- 4	4	185	123	123	27	27
DIV. I NON-CONF.		1- 4	284	1- 4	4	185	123	123	27	27
-----										
TOTALS		RPI 1-25		RPI 26-50	W-L RECORDS		RPI 51-100	RPI 101-150	RPI 150+	
1- 4		0- 2		0- 1	OVERALL		0- 1	0- 0	1- 0	
1- 0		0- 0		0- 0	HOME		0- 0	0- 0	1- 0	
0- 4		0- 0		0- 0	AWAY		0- 0	0- 0	0- 0	
0- 0		0- 0		0- 0	NEUTRAL		0- 0	0- 0	0- 0	
1- 4		0- 2		0- 1	NON-CONFERENCE		0- 1	0- 0	1- 0	
1- 0		0- 0		0- 0	HOME		0- 0	0- 0	1- 0	
0- 4		0- 2		0- 1	AWAY		0- 1	0- 0	0- 0	
0- 0		0- 0		0- 0	NEUTRAL		0- 0	0- 0	0- 0	
0- 0		0- 0		0- 0	CONFERENCE		0- 0	0- 0	0- 0	
0- 0		0- 0		0- 0	HOME		0- 0	0- 0	0- 0	
0- 0		0- 0		0- 0	AWAY		0- 0	0- 0	0- 0	
0- 0		0- 0		0- 0	NEUTRAL		0- 0	0- 0	0- 0	

RPI 1-25				RPI 26-50				RPI 51-100				RPI 101+ Team's RPI: 123			
RPI	S	Opponent	Score	RPI	S	Opponent	Score	RPI	S	Opponent	Score	RPI	S	Opponent	Score
18	A	Tennessee	34 77	30	A	Baylor	55 86	83	A	South Ala.	43 64	325	H	Alcorn	75 52
22	A	Texas A&M	61 72												
LAST 12 Division I GAMES:															
83	A	South Ala.	43 64	22	A	Texas A&M	61 72								
18	A	Tennessee	34 77	30	A	Baylor	55 86								
325	H	Alcorn	75 52												

Non-Div I Games: Central Baptist 75 34 Williams Baptist 77 31 Crowley's Ridge 106 23 Hendrix 79 22 Central Ark.

Average RPI Win:	0	WON-LOST	WINNING	LAST 10	STRENGTH OF	OPP. STRENGTH	TEAM	ADJ.	CONF.	ADJ CONF.
Average RPI Loss:	110	RECORD	PCT. RANK	GAMES	SCHEDULE	OF SCHEDULE	RPI	RPI	RPI	RPI
DIV. I ONLY	0- 10	331	0- 10	10	272	227	227	28	28	
DIV. I NON-CONF.	0- 10	331	0- 10	10	272	227	227	28	28	
-----										
TOTALS	RPI 1-25	RPI 26-50	W-L RECORDS	RPI 51-100	RPI 101-150	RPI 150+				
0- 10	0- 1	0- 0	OVERALL	0- 5	0- 1	0- 3				
0- 4	0- 0	0- 0	HOME	0- 3	0- 0	0- 1				
0- 6	0- 1	0- 0	AWAY	0- 2	0- 1	0- 2				
0- 0	0- 0	0- 0	NEUTRAL	0- 0	0- 0	0- 0				
0- 10	0- 1	0- 0	NON-CONFERENCE	0- 5	0- 1	0- 3				
0- 4	0- 0	0- 0	HOME	0- 3	0- 0	0- 1				
0- 6	0- 1	0- 0	AWAY	0- 2	0- 1	0- 2				
0- 0	0- 0	0- 0	NEUTRAL	0- 0	0- 0	0- 0				
0- 0	0- 0	0- 0	CONFERENCE	0- 0	0- 0	0- 0				
0- 0	0- 0	0- 0	HOME	0- 0	0- 0	0- 0				
0- 0	0- 0	0- 0	AWAY	0- 0	0- 0	0- 0				
0- 0	0- 0	0- 0	NEUTRAL	0- 0	0- 0	0- 0				

RPI 1-25				RPI 26-50				RPI 51-100				RPI 101+ Team's RPI: 227			
RPI	S	Opponent	Score	RPI	S	Opponent	Score	RPI	S	Opponent	Score	RPI	S	Opponent	Score
15	A	West Virginia	52 102					65	A	Penn St.	66 83	117	A	Virginia	59 103
								73	H	Albany (NY)	60 72	154	A	Hartford	52 68
								74	H	Yale	62 75	197	A	Stony Brook	55 60
								89	A	Duquesne	58 83	225	H	Morgan St.	41 61
								94	H	Brown	55 78				
-----															
LAST 12 Division I GAMES:															
65	A	Penn St.	66 83	197	A	Stony Brook	55 60								
94	H	Brown	55 78	74	H	Yale	62 75								
117	A	Virginia	59 103	154	A	Hartford	52 68								
15	A	West Virginia	52 102	89	A	Duquesne	58 83								
				225	H	Morgan St.	41 61								
				73	H	Albany (NY)	60 72								

Non-Div I Games:

Central Conn. St.

Average RPI	Win:	217	WON-LOST	WINNING	LAST 10	STRENGTH OF	OPP. STRENGTH	TEAM	ADJ.	CONF.	ADJ CONF.
Average RPI	Loss:	78	RECORD	PCT. RANK	GAMES	SCHEDULE	OF SCHEDULE	RPI	RPI	RPI	RPI
DIV. I ONLY		7- 2		51	7- 2	207	162	77	77	8	8
DIV. I NON-CONF.		7- 2		51	7- 2	207	162	77	77	8	8
-----											
TOTALS	RPI 1-25		RPI 26-50		W-L RECORDS	RPI 51-100		RPI 101-150		RPI 150+	
7- 2	0- 0		0- 0		OVERALL	0- 2		1- 0		6- 0	
2- 1	0- 0		0- 0		HOME	0- 1		1- 0		1- 0	
3- 1	0- 0		0- 0		AWAY	0- 1		0- 0		3- 0	
2- 0	0- 0		0- 0		NEUTRAL	0- 0		0- 0		2- 0	
7- 2	0- 0		0- 0		NON-CONFERENCE	0- 2		1- 0		6- 0	
2- 1	0- 0		0- 0		HOME	0- 1		1- 0		1- 0	
3- 1	0- 0		0- 0		AWAY	0- 1		0- 0		3- 0	
2- 0	0- 0		0- 0		NEUTRAL	0- 0		0- 0		2- 0	
0- 0	0- 0		0- 0		CONFERENCE	0- 0		0- 0		0- 0	
0- 0	0- 0		0- 0		HOME	0- 0		0- 0		0- 0	
0- 0	0- 0		0- 0		AWAY	0- 0		0- 0		0- 0	
0- 0	0- 0		0- 0		NEUTRAL	0- 0		0- 0		0- 0	

RPI 1-25				RPI 26-50				RPI 51-100 Team's RPI: 77				RPI 101+			
RPI	S	Opponent	Score	RPI	S	Opponent	Score	RPI	S	Opponent	Score	RPI	S	Opponent	Score
								67	H	Purdue	69 79	144	H	Vanderbi l t	92 75
								89	A	Duquesne	61 64	163	A	Oakland	103 85
												198	H	Col. of Charleston	79 58
												219	A	SIUE	94 56
												247	N	Iowa St.	81 60
												252	N	San Diego St.	85 76
												294	A	Indi ana St.	77 67
-----															
LAST 12 Division I GAMES:															
				89	A	Duquesne	61 64	219	A	SIUE	94 56				
				294	A	Indiana St.	77 67	163	A	Oakland	103 85				
				67	H	Purdue	69 79	247	N	Iowa St.	81 60				
								252	N	San Diego St.	85 76				
								198	H	Col. of Charleston	79 58				
								144	H	Vanderbi l t	92 75				

Non-Div I Games: Aquinas 96 47

Central Mich.

Average RPI Win: 319		WON-LOST	WINNING	LAST 10	STRENGTH OF		OPP. STRENGTH	TEAM	ADJ.	CONF.	ADJ CONF.
Loss: 236		RECORD	PCT. RANK	GAMES	SCHEDULE		OF SCHEDULE	RPI	RPI	RPI	RPI
DIV. I ONLY		1- 5	297	1- 5	335		329	347	347	29	29
DIV. I NON-CONF.		1- 5	297	1- 5	335		329	347	347	29	29
TOTALS		RPI 1-25	RPI 26-50	W-L RECORDS		RPI 51-100	RPI 101-150	RPI 150+			
1- 5	0- 0	0- 0		OVERALL		0- 1	0- 0	1- 4			
1- 2	0- 0	0- 0		HOME		0- 0	0- 0	1- 2			
0- 2	0- 0	0- 0		AWAY		0- 0	0- 0	0- 1			
0- 1	0- 0	0- 0		NEUTRAL		0- 0	0- 0	0- 1			
1- 5	0- 0	0- 0		NON-CONFERENCE		0- 1	0- 0	1- 4			
1- 2	0- 0	0- 0		HOME		0- 0	0- 0	1- 2			
0- 2	0- 0	0- 0		AWAY		0- 1	0- 0	0- 1			
0- 1	0- 0	0- 0		NEUTRAL		0- 0	0- 0	0- 1			
0- 0	0- 0	0- 0		CONFERENCE		0- 0	0- 0	0- 0			
0- 0	0- 0	0- 0		HOME		0- 0	0- 0	0- 0			
0- 0	0- 0	0- 0		AWAY		0- 0	0- 0	0- 0			
0- 0	0- 0	0- 0		NEUTRAL		0- 0	0- 0	0- 0			

RPI 1-25				RPI 26-50				RPI 51-100				RPI 101+ Team's RPI: 347			
RPI	S	Opponent	Score	RPI	S	Opponent	Score	RPI	S	Opponent	Score	RPI	S	Opponent	Score
								95	A	Clemson	30 66	154	N	Hartford	43 62
												296	H	Lipscomb	54 58
												305	H	South Carolina St.	58 60
												319	H	Coppin St.	72 58
												331	A	FIU	70 77
LAST 12 Division I GAMES:															
				305	H	South Carolina St.	58 60	296	H	Lipscomb	54 58				
				95	A	Clemson	30 66								
				331	A	FIU	70 77								
				154	N	Hartford	43 62								
				319	H	Coppin St.	72 58								

Non-Div I Games:	Southern Wesleyan	94	56	Ersine	79	43
------------------	-------------------	----	----	--------	----	----

Charleston So.

Average RPI	Win:	243	WON-LOST	WINNING	LAST 10	STRENGTH OF	OPP. STRENGTH	TEAM	ADJ.	CONF.	ADJ CONF.
Average RPI	Loss:	83	RECORD	PCT. RANK	GAMES	SCHEDULE	OF SCHEDULE	RPI	RPI	RPI	RPI
DIV. I ONLY		3- 6		232	3- 6	53	179	160	160	17	17
DIV. I NON-CONF.		3- 6		232	3- 6	53	179	160	160	17	17
<hr/>											
TOTALS	RPI 1-25		RPI 26-50		W-L RECORDS	RPI 51-100		RPI 101-150		RPI 150+	
3- 6	0- 2		0- 1		OVERALL	1- 1		0- 1		2- 1	
2- 1	0- 1		0- 0		HOME	1- 0		0- 0		1- 0	
1- 3	0- 0		0- 0		AWAY	0- 1		0- 1		1- 1	
0- 2	0- 1		0- 1		NEUTRAL	0- 0		0- 0		0- 0	
3- 6	0- 2		0- 1		NON-CONFERENCE	1- 1		0- 1		2- 1	
2- 1	0- 1		0- 0		HOME	1- 0		0- 0		1- 0	
1- 3	0- 0		0- 0		AWAY	0- 1		0- 1		1- 1	
0- 2	0- 1		0- 1		NEUTRAL	0- 0		0- 0		0- 0	
0- 0	0- 0		0- 0		CONFERENCE	0- 0		0- 0		0- 0	
0- 0	0- 0		0- 0		HOME	0- 0		0- 0		0- 0	
0- 0	0- 0		0- 0		AWAY	0- 0		0- 0		0- 0	
0- 0	0- 0		0- 0		NEUTRAL	0- 0		0- 0		0- 0	

RPI 1-25				RPI 26-50				RPI 51-100				RPI 101+				Team's RPI: 160
RPI	S	Opponent	Score	RPI	S	Opponent	Score	RPI	S	Opponent	Score	RPI	S	Opponent	Score	
8	H	Rutgers	54 77	28	N	South Dakota St.	70 71	57	A	Arkansas	72 73	139	A	Wisconsin	66 80	
21	N	Iowa	64 77					89	H	Duquesne	75 72	242	A	East Carolina	55 58	
												319	H	Coppin St.	78 49	
												321	A	UNC Asheville	51 47	
<hr/>																
LAST 12 Division I GAMES:																
321	A	UNC Asheville	51 47	57	A	Arkansas	72 73	319	H	Coppin St.	78 49					
8	H	Rutgers	54 77	242	A	East Carolina	55 58	28	N	South Dakota St.	70 71					
139	A	Wisconsin	66 80	21	N	Iowa	64 77									
89	H	Duquesne	75 72													

Non-Div I Games:

Charlotte

Average RPI	Win:	152	WON-LOST	WINNING	LAST 10	STRENGTH OF	OPP. STRENGTH	TEAM	ADJ.	CONF.	ADJ CONF.
Average RPI	Loss:	59	RECORD	PCT. RANK	GAMES	SCHEDULE	OF SCHEDULE	RPI	RPI	RPI	RPI
DIV. I ONLY		7- 4		107	7- 3	64	28	63	63	13	13
DIV. I NON-CONF.		7- 4		107	7- 4	64	28	63	63	13	13
<hr/>											
TOTALS	RPI 1-25		RPI 26-50		W-L RECORDS	RPI 51-100		RPI 101-150		RPI 150+	
7- 4	0- 1		1- 2		OVERALL	1- 0		1- 1		4- 0	
3- 2	0- 0		1- 2		HOME	0- 0		0- 0		2- 0	
1- 2	0- 1		0- 0		AWAY	1- 0		0- 1		0- 0	
3- 0	0- 0		0- 0		NEUTRAL	0- 0		1- 0		2- 0	
7- 4	0- 1		1- 2		NON-CONFERENCE	1- 0		1- 1		4- 0	
3- 2	0- 0		1- 2		HOME	0- 0		0- 0		2- 0	
1- 2	0- 1		0- 0		AWAY	1- 0		0- 1		0- 0	
3- 0	0- 0		0- 0		NEUTRAL	0- 0		1- 0		2- 0	
0- 0	0- 0		0- 0		CONFERENCE	0- 0		0- 0		0- 0	
0- 0	0- 0		0- 0		HOME	0- 0		0- 0		0- 0	
0- 0	0- 0		0- 0		AWAY	0- 0		0- 0		0- 0	
0- 0	0- 0		0- 0		NEUTRAL	0- 0		0- 0		0- 0	

RPI 1-25				RPI 26-50				RPI 51-100				Team's RPI : 63				RPI 101+			
RPI	S	Opponent	Score	RPI	S	Opponent	Score	RPI	S	Opponent	Score	RPI	S	Opponent	Score	RPI	S	Opponent	Score
4	A	Green Bay	30 60	29	H	FGCU	68 61	84	A	Indiana	64 61	127	N	Auburn	50 41	149	A	Stetson	67 78
				36	H	UCF	57 58					161	N	Northwestern	61 44	182	N	Georgetown	54 41
				45	H	Virginia Tech	44 64					224	H	Presbyterian	71 51	259	H	UT Martin	87 82
LAST 12 Division I GAMES:																			
				29	H	FGCU	68 61	259	H	UT Martin	87 82								
				45	H	Virginia Tech	44 64	127	N	Auburn	50 41								
				149	A	Stetson	67 78	182	N	Georgetown	54 41								
				36	H	UCF	57 58	161	N	Northwestern	61 44								
				4	A	Green Bay	30 60	84	A	Indiana	64 61								
								224	H	Presbyterian	71 51								

Non-Div I Games:

Chattanooga



RPI

RPI 1-25				RPI 26-50				RPI 51-100				RPI 101+ Team's RPI: 330			
RPI	S	Opponent	Score	RPI	S	Opponent	Score	RPI	S	Opponent	Score	RPI	S	Opponent	Score
												132	A	Illinois	56 66
												135	A	Western Ill.	54 71
												135	H	Western Ill.	45 83
												143	A	Wright St.	39 84
												155	H	Northern Ill.	59 80
												161	H	Northwestern	36 63
												226	N	Oral Roberts	43 73
												228	A	Wichita St.	63 66
												229	H	Morehead St.	40 79
												274	A	Valparaiso	60 71
												298	H	Loyola Chicago	28 46
												316	H	Jackson St.	69 87
LAST 12 Division I GAMES:															
				226	N	Oral Roberts	43 73	143	A	Wright St.	39 84				
				228	A	Wichita St.	63 66	298	H	Loyola Chicago	28 46				
				274	A	Valparaiso	60 71	135	A	Western Ill.	54 71				
				316	H	Jackson St.	69 87	229	H	Morehead St.	40 79				
				132	A	Illinois	56 66	135	H	Western Ill.	45 83				
				161	H	Northwestern	36 63	155	H	Northern Ill.	59 80				

Average RPI Win:	230	WON-LOST	WINNING	LAST 10	STRENGTH OF	OPP. STRENGTH	TEAM	ADJ.	CONF.	ADJ CONF.
Average RPI Loss:	117	RECORD	PCT. RANK	GAMES	SCHEDULE	OF SCHEDULE	RPI	RPI	RPI	RPI
DIV. I ONLY	6- 5	148	6- 4	288	66	233	233	7	7	
DIV. I NON-CONF.	6- 5	148	6- 5	288	66	233	233	7	7	
-----										
TOTALS	RPI 1-25	RPI 26-50	W-L RECORDS	RPI 51-100	RPI 101-150	RPI 150+				
6- 5	0- 1	0- 0	OVERALL	1- 1	1- 2	4- 1				
5- 3	0- 1	0- 0	HOME	1- 0	1- 1	3- 1				
1- 2	0- 0	0- 0	AWAY	0- 1	0- 1	1- 0				
0- 0	0- 0	0- 0	NEUTRAL	0- 0	0- 0	0- 0				
6- 5	0- 1	0- 0	NON-CONFERENCE	1- 1	1- 2	4- 1				
5- 3	0- 1	0- 0	HOME	1- 0	1- 1	3- 1				
1- 2	0- 0	0- 0	AWAY	0- 1	0- 1	1- 0				
0- 0	0- 0	0- 0	NEUTRAL	0- 0	0- 0	0- 0				
0- 0	0- 0	0- 0	CONFERENCE	0- 0	0- 0	0- 0				
0- 0	0- 0	0- 0	HOME	0- 0	0- 0	0- 0				
0- 0	0- 0	0- 0	AWAY	0- 0	0- 0	0- 0				
0- 0	0- 0	0- 0	NEUTRAL	0- 0	0- 0	0- 0				

RPI 1-25				RPI 26-50				RPI 51-100				RPI 101+				Team's RPI: 233
RPI	S	Opponent	Score	RPI	S	Opponent	Score	RPI	S	Opponent	Score	RPI	S	Opponent	Score	
7	H	Ohio St.	76 87					86	H	Miami (OH)	73 62	115	H	Southeast Mo. St.	65 52	
								99	A	Xavier	50 53	129	A	ETSU	77 87	
												136	H	Pittsburgh	46 66	
												216	H	Saint Francis (PA)	73 77	
												261	H	Howard	87 53	
												284	H	Eastern Ky.	64 53	
												310	H	Southeastern La.	82 43	
												322	A	Old Dominion	54 33	
LAST 12 Division I GAMES:																
7	H	Ohio St.	76 87	322	A	Old Dominion	54 33	115	H	Southeast Mo. St.	65 52	216	H	Saint Francis (PA)	73 77	
261	H	Howard	87 53	136	H	Pittsburgh	46 66	284	H	Eastern Ky.	64 53	310	H	Southeastern La.	82 43	
99	A	Xavier	50 53	86	H	Miami (OH)	73 62									
310	H	Southeastern La.	82 43													
129	A	ETSU	77 87													

Non-Div I Games: Slippery Rock 85 52

Cincinnati

C  
l  
e  
m  
s  
o  
n

Clemson					Through Games Of Dec. 17, 2017						
Average RPI	Win:	222	WON-LOST	WINNING	LAST 10	STRENGTH OF	OPP. STRENGTH	TEAM	ADJ.	CONF.	ADJ CONF.
Average RPI	Loss:	15	RECORD	PCT. RANK	GAMES	SCHEDULE	OF SCHEDULE	RPI	RPI	RPI	RPI
DIV. I ONLY		9- 2	35	8- 2	238	121	95	95	2	2	
DIV. I NON-CONF.		9- 2	35	9- 2	238	121	95	95	2	2	
-----											
TOTALS		RPI 1-25		RPI 26-50		W-L RECORDS	RPI 51-100		RPI 101-150		RPI 150+
9- 2		0- 2		0- 0		OVERALL	1- 0		1- 0		7- 0
6- 1		0- 1		0- 0		HOME	0- 0		1- 0		5- 0
2- 0		0- 0		0- 0		AWAY	1- 0		0- 0		1- 0
1- 1		0- 1		0- 0		NEUTRAL	0- 0		0- 0		1- 0
9- 2		0- 2		0- 0		NON-CONFERENCE	1- 0		1- 0		7- 0
6- 1		0- 1		0- 0		HOME	0- 0		1- 0		5- 0
2- 0		0- 0		0- 0		AWAY	1- 0		0- 0		1- 0
1- 1		0- 1		0- 0		NEUTRAL	0- 0		0- 0		1- 0
0- 0		0- 0		0- 0		CONFERENCE	0- 0		0- 0		0- 0
0- 0		0- 0		0- 0		HOME	0- 0		0- 0		0- 0
0- 0		0- 0		0- 0		AWAY	0- 0		0- 0		0- 0
0- 0		0- 0		0- 0		NEUTRAL	0- 0		0- 0		0- 0

RPI 1-25				RPI 26-50				RPI 51-100 Team's RPI: 95				RPI 101+			
RPI	S	Opponent	Score	RPI	S	Opponent	Score	RPI	S	Opponent	Score	RPI	S	Opponent	Score
12	H	South Carolina	36 66					92	A	Nebraska	67 66	104	H	Jacksonville St.	53 45
17	N	Buffalo	41 61									183	A	Louisiana Tech	55 47
												194	H	Kennesaw St.	41 28
												208	H	Monmouth	57 54
												277	N	Detroit Mercy	72 44
												288	H	Prairie View	64 58
												305	H	South Carolina St.	56 48
												347	H	Charleston So.	66 30
-----															
LAST 12 Division I GAMES:															
104	H	Jacksonville St.	53 45	92	A	Nebraska	67 66								
288	H	Prairie View	64 58	17	N	Buffalo	41 61								
183	A	Louisiana Tech	55 47	277	N	Detroit Mercy	72 44								
347	H	Charleston So.	66 30	208	H	Monmouth	57 54								
194	H	Kennesaw St.	41 28	12	H	South Carolina	36 66								
				305	H	South Carolina St.	56 48								

Non-Div I Games:

Clemson

C  
l  
e  
m  
s  
o  
n

Average RPI Win:	257	WON-LOST	WINNING	LAST 10	STRENGTH OF	OPP. STRENGTH	TEAM	ADJ.	CONF.	ADJ CONF.
Average RPI Loss:	89	RECORD	PCT. RANK	GAMES	SCHEDULE	OF SCHEDULE	RPI	RPI	RPI	RPI
DIV. I ONLY	7- 3	77	7- 3	263	220	157	157	15	15	
DIV. I NON-CONF.	7- 3	77	7- 3	263	220	157	157	15	15	
-----										
TOTALS	RPI 1-25	RPI 26-50	W-L RECORDS	RPI 51-100	RPI 101-150	RPI 150+				
7- 3	0- 0	0- 2	OVERALL	0- 0	1- 0	6- 1				
4- 1	0- 0	0- 1	HOME	0- 0	1- 0	3- 0				
2- 1	0- 0	0- 1	AWAY	0- 0	0- 0	2- 0				
1- 1	0- 0	0- 0	NEUTRAL	0- 0	0- 0	1- 1				
7- 3	0- 0	0- 2	NON-CONFERENCE	0- 0	1- 0	6- 1				
4- 1	0- 0	0- 1	HOME	0- 0	1- 0	3- 0				
2- 1	0- 0	0- 1	AWAY	0- 0	0- 0	2- 0				
1- 1	0- 0	0- 0	NEUTRAL	0- 0	0- 0	1- 1				
0- 0	0- 0	0- 0	CONFERENCE	0- 0	0- 0	0- 0				
0- 0	0- 0	0- 0	HOME	0- 0	0- 0	0- 0				
0- 0	0- 0	0- 0	AWAY	0- 0	0- 0	0- 0				
0- 0	0- 0	0- 0	NEUTRAL	0- 0	0- 0	0- 0				

RPI 1-25				RPI 26-50				RPI 51-100				RPI 101+ Team's RPI: 157			
RPI	S	Opponent	Score	RPI	S	Opponent	Score	RPI	S	Opponent	Score	RPI	S	Opponent	Score
				41	H	Bail St.	64 76					146	H	Ohio	71 64
				46	A	Toledo	56 65					179	N	Saint Louis	64 80
												187	N	Louisiana	54 45
												275	A	Niagara	70 61
												278	A	Illinois St.	56 47
												287	H	Eastern Mich.	77 65
												312	H	Eastern Ill.	77 69
												313	H	Marshall	85 76
LAST 12 Division I GAMES:															
				278	A	Illinois St.	56 47					187	N	Louisiana	54 45
				46	A	Toledo	56 65					179	N	Saint Louis	64 80
				146	H	Ohio	71 64					313	H	Marshall	85 76
				275	A	Niagara	70 61					287	H	Eastern Mich.	77 65
				312	H	Eastern Ill.	77 69					41	H	Bail St.	64 76

Non-Div I Games:

Cleveland and St.

Average RPI Win:	276	WON-LOST	WINNING	LAST 10	STRENGTH OF	OPP. STRENGTH	TEAM	ADJ.	CONF.	ADJ CONF.
Average RPI Loss:	151	RECORD	PCT. RANK	GAMES	SCHEDULE	OF SCHEDULE	RPI	RPI	RPI	RPI
DIV. I ONLY	3- 5	227	3- 5	231	294	290	290	21	21	
DIV. I NON-CONF.	3- 5	227	3- 5	231	294	290	290	21	21	
<hr/>										
TOTALS	RPI 1-25	RPI 26-50	W-L RECORDS	RPI 51-100	RPI 101-150	RPI 150+				
3- 5	0- 0	0- 1	OVERALL	0- 1	0- 1	3- 2				
3- 2	0- 0	0- 0	HOME	0- 0	0- 0	3- 2				
0- 0	0- 0	0- 0	AWAY	0- 0	0- 0	0- 0				
0- 3	0- 0	0- 1	NEUTRAL	0- 1	0- 1	0- 0				
3- 5	0- 0	0- 1	NON-CONFERENCE	0- 1	0- 1	3- 2				
3- 2	0- 0	0- 0	HOME	0- 0	0- 0	3- 2				
0- 0	0- 0	0- 0	AWAY	0- 0	0- 0	0- 0				
0- 3	0- 0	0- 1	NEUTRAL	0- 1	0- 1	0- 0				
0- 0	0- 0	0- 0	CONFERENCE	0- 0	0- 0	0- 0				
0- 0	0- 0	0- 0	HOME	0- 0	0- 0	0- 0				
0- 0	0- 0	0- 0	AWAY	0- 0	0- 0	0- 0				
0- 0	0- 0	0- 0	NEUTRAL	0- 0	0- 0	0- 0				

RPI 1-25				RPI 26-50				RPI 51-100				RPI 101+ Team's RPI: 290			
RPI	S	Opponent	Score	RPI	S	Opponent	Score	RPI	S	Opponent	Score	RPI	S	Opponent	Score
				26	N	Syracuse	57 69	92	N	Nebraska	47 55	119	N	North Texas	34 50
												198	H	Col. of Charleston	70 72
												202	H	UNCW	57 41
												282	H	Fort Wayne	67 58
												318	H	UNCG	54 60
												345	H	N. C. Central	68 65
<hr/>															
LAST 12 Division I GAMES:															
				345	H	N. C. Central	68 65	26	N	Syracuse	57 69				
				282	H	Fort Wayne	67 58	318	H	UNCG	54 60				
				198	H	Col. of Charleston	70 72								
				92	N	Nebraska	47 55								
				119	N	North Texas	34 50								
				202	H	UNCW	57 41								

Non-Div I Games: Lees-McRae 73 47 Allen 93 49

Coastal Caro.

Average RPI Win:	252	WON-LOST	WINNING	LAST 10	STRENGTH OF	OPP. STRENGTH	TEAM	ADJ.	CONF.	ADJ CONF.
Average RPI Loss:	111	RECORD	PCT. RANK	GAMES	SCHEDULE	OF SCHEDULE	RPI	RPI	RPI	RPI
DIV. I ONLY	3- 6	232	3- 6	156	137	198	198	10	10	
DIV. I NON-CONF.	3- 6	232	3- 6	156	137	198	198	10	10	
-----										
TOTALS	RPI 1-25	RPI 26-50	W-L RECORDS	RPI 51-100	RPI 101-150	RPI 150+				
3- 6	0- 1	0- 0	OVERALL	0- 3	0- 0	3- 2				
1- 2	0- 0	0- 0	HOME	0- 0	0- 0	1- 2				
2- 4	0- 1	0- 0	AWAY	0- 3	0- 0	2- 0				
0- 0	0- 0	0- 0	NEUTRAL	0- 0	0- 0	0- 0				
3- 6	0- 1	0- 0	NON-CONFERENCE	0- 3	0- 0	3- 2				
1- 2	0- 0	0- 0	HOME	0- 0	0- 0	1- 2				
2- 4	0- 1	0- 0	AWAY	0- 3	0- 0	2- 0				
0- 0	0- 0	0- 0	NEUTRAL	0- 0	0- 0	0- 0				
0- 0	0- 0	0- 0	CONFERENCE	0- 0	0- 0	0- 0				
0- 0	0- 0	0- 0	HOME	0- 0	0- 0	0- 0				
0- 0	0- 0	0- 0	AWAY	0- 0	0- 0	0- 0				
0- 0	0- 0	0- 0	NEUTRAL	0- 0	0- 0	0- 0				

RPI 1-25				RPI 26-50				RPI 51-100				RPI 101+				Team's RPI: 198
RPI	S	Opponent	Score	RPI	S	Opponent	Score	RPI	S	Opponent	Score	RPI	S	Opponent	Score	
12	A	South Carolina	43 69					52	A	Michigan St.	43 107	165	H	Campbell	45 53	
								77	A	Central Mich.	58 79	171	A	North Florida	73 69	
								91	A	Furman	58 72	269	H	Appalachian St.	70 76	
												290	A	Coastal Caro.	72 70	
												296	H	Lipscomb	85 69	
LAST 12 Division I GAMES:																
52	A	Michigan St.	43 107	171	A	North Florida	73 69									
77	A	Central Mich.	58 79	12	A	South Carolina	43 69									
91	A	Furman	58 72	290	A	Coastal Caro.	72 70									
296	H	Lipscomb	85 69	269	H	Appalachian St.	70 76									
				165	H	Campbell	45 53									

Non-Div I Games:

Col. of Charleston

C  
o  
l  
g  
a  
t  
e

Colgate				Through Games Of Dec. 17, 2017								
Average RPI	Win:	302	WON-LOST	WINNING	LAST 10	STRENGTH OF	OPP. STRENGTH	TEAM	ADJ.	CONF.	ADJ CONF.	
Average RPI	Loss:	92	RECORD	PCT. RANK	GAMES	SCHEDULE	OF SCHEDULE	RPI	RPI	RPI	RPI	
DIV. I ONLY			4- 6	213	4- 6	88	299	152	152	16	16	
DIV. I NON-CONF.			4- 6	213	4- 6	88	299	152	152	16	16	
-----												
TOTALS		RPI 1-25		RPI 26-50		W-L RECORDS		RPI 51-100		RPI 101-150		RPI 150+
4- 6		0- 0		0- 2		OVERALL		0- 3		0- 0		4- 1
1- 2		0- 0		0- 0		HOME		0- 2		0- 0		1- 0
3- 4		0- 0		0- 2		AWAY		0- 1		0- 0		3- 1
0- 0		0- 0		0- 0		NEUTRAL		0- 0		0- 0		0- 0
4- 6		0- 0		0- 2		NON-CONFERENCE		0- 3		0- 0		4- 1
1- 2		0- 0		0- 0		HOME		0- 2		0- 0		1- 0
3- 4		0- 0		0- 2		AWAY		0- 1		0- 0		3- 1
0- 0		0- 0		0- 0		NEUTRAL		0- 0		0- 0		0- 0
0- 0		0- 0		0- 0		CONFERENCE		0- 0		0- 0		0- 0
0- 0		0- 0		0- 0		HOME		0- 0		0- 0		0- 0
0- 0		0- 0		0- 0		AWAY		0- 0		0- 0		0- 0
0- 0		0- 0		0- 0		NEUTRAL		0- 0		0- 0		0- 0

RPI 1-25				RPI 26-50				RPI 51-100				RPI 101+ Team's RPI: 152			
RPI	S	Opponent	Score	RPI	S	Opponent	Score	RPI	S	Opponent	Score	RPI	S	Opponent	Score
				26	A	Syracuse	39 79	74	A	Yale	56 82	210	A	Fairleigh Dickinson	51 61
				48	A	Arizona St.	54 65	94	H	Brown	73 83	246	A	Canisius	70 63
								97	H	Siena	70 73	302	A	Towson	65 61
												320	A	Cornell	74 70
												340	H	UMass Lowell	84 64
LAST 12 Division I GAMES:															
				94	H	Brown	73 83	340	H	UMass Lowell	84 64				
				26	A	Syracuse	39 79	97	H	Siena	70 73				
				74	A	Yale	56 82	302	A	Towson	65 61				
				246	A	Canisius	70 63	210	A	Fairleigh Dickinson	51 61				
								48	A	Arizona St.	54 65				
								320	A	Cornell	74 70				

Non-Div I Games:

Colgate

C  
o  
l  
g  
a  
t  
e

Colorado					Through Games Of Dec. 17, 2017								
Average RPI	Win:	205	WON-LOST	WINNING	LAST 10	STRENGTH OF	OPP. STRENGTH	TEAM	ADJ.	CONF.	ADJ CONF.		
Average RPI	Loss:	99	RECORD	PCT. RANK	GAMES	SCHEDULE	OF SCHEDULE	RPI	RPI	RPI	RPI		
DIV. I ONLY		8- 2		43	8- 2	131	198	64	64	4	4		
DIV. I NON-CONF.		8- 2		43	8- 2	131	198	64	64	4	4		
-----													
TOTALS		RPI 1-25		RPI 26-50		W-L RECORDS		RPI 51-100		RPI 101-150		RPI 150+	
8- 2		0- 0		0- 0		OVERALL		0- 1		3- 1		5- 0	
5- 1		0- 0		0- 0		HOME		0- 0		2- 1		3- 0	
3- 1		0- 0		0- 0		AWAY		0- 1		1- 0		2- 0	
0- 0		0- 0		0- 0		NEUTRAL		0- 0		0- 0		0- 0	
8- 2		0- 0		0- 0		NON-CONFERENCE		0- 1		3- 1		5- 0	
5- 1		0- 0		0- 0		HOME		0- 0		2- 1		3- 0	
3- 1		0- 0		0- 0		AWAY		0- 1		1- 0		2- 0	
0- 0		0- 0		0- 0		NEUTRAL		0- 0		0- 0		0- 0	
0- 0		0- 0		0- 0		CONFERENCE		0- 0		0- 0		0- 0	
0- 0		0- 0		0- 0		HOME		0- 0		0- 0		0- 0	
0- 0		0- 0		0- 0		AWAY		0- 0		0- 0		0- 0	
0- 0		0- 0		0- 0		NEUTRAL		0- 0		0- 0		0- 0	

RPI 1-25				RPI 26-50				RPI 51-100 Team's RPI: 64				RPI 101+			
RPI	S	Opponent	Score	RPI	S	Opponent	Score	RPI	S	Opponent	Score	RPI	S	Opponent	Score
								71	A	North Carolina	80 87	106	H	George Mason	76 61
												110	A	Samford	71 60
												126	H	Dartmouth	75 81
												134	H	Miami (FL)	67 61
												153	A	Colorado St.	70 67
												218	H	Fla. Atlantic	76 69
												254	H	North Dakota St.	108 59
												324	H	Mississippi Val.	85 48
												339	A	Air Force	68 43
-----															
LAST 12 Division I GAMES:															
339	A	Air Force	68 43	106	H	George Mason	76 61								
126	H	Dartmouth	75 81	324	H	Mississippi Val.	85 48								
153	A	Colorado St.	70 67	134	H	Miami (FL)	67 61								
254	H	North Dakota St.	108 59	218	H	Fla. Atlantic	76 69								
				71	A	North Carolina	80 87								
				110	A	Samford	71 60								

Non-Div I Games:

Colorado



Average RPI Win:	200	WON-LOST	WINNING	LAST 10	STRENGTH OF	OPP. STRENGTH	TEAM	ADJ.	CONF.	ADJ CONF.
Average RPI Loss:	109	RECORD	PCT. RANK	GAMES	SCHEDULE	OF SCHEDULE	RPI	RPI	RPI	RPI
DIV. I ONLY	5- 3	112	5- 3	161	144	153	153	20	20	
DIV. I NON-CONF.	5- 3	112	5- 3	161	144	153	153	20	20	
-----										
TOTALS	RPI 1-25	RPI 26-50	W-L RECORDS	RPI 51-100	RPI 101-150	RPI 150+				
5- 3	0- 0	0- 1	OVERALL	1- 1	1- 0	3- 1				
3- 3	0- 0	0- 1	HOME	0- 1	1- 0	2- 1				
2- 0	0- 0	0- 0	AWAY	1- 0	0- 0	1- 0				
0- 0	0- 0	0- 0	NEUTRAL	0- 0	0- 0	0- 0				
5- 3	0- 0	0- 1	NON-CONFERENCE	1- 1	1- 0	3- 1				
3- 3	0- 0	0- 1	HOME	0- 1	1- 0	2- 1				
2- 0	0- 0	0- 0	AWAY	1- 0	0- 0	1- 0				
0- 0	0- 0	0- 0	NEUTRAL	0- 0	0- 0	0- 0				
0- 0	0- 0	0- 0	CONFERENCE	0- 0	0- 0	0- 0				
0- 0	0- 0	0- 0	HOME	0- 0	0- 0	0- 0				
0- 0	0- 0	0- 0	AWAY	0- 0	0- 0	0- 0				
0- 0	0- 0	0- 0	NEUTRAL	0- 0	0- 0	0- 0				

RPI	S	Opponent	Score	RPI	S	Opponent	Score	RPI	S	Opponent	Score	RPI	S	Opponent	Score	Team's RPI: 153
47	H	Oklahoma	46 78	55	A	Northern Colo.	55 44	121	H	Gonzaga	65 49	211	H	BYU	56 54	
				64	H	Colorado	67 70	217	H	Idaho	69 83	267	A	Denver	61 56	
								345	H	N. C. Central	85 48					
LAST 12 Division I GAMES:																
55	A	Northern Colo.	55 44	121	H	Gonzaga	65 49									
64	H	Colorado	67 70	217	H	Idaho	69 83									
211	H	BYU	56 54													
267	A	Denver	61 56													
345	H	N. C. Central	85 48													
47	H	Oklahoma	46 78													

Non-Div I Games: Eastern N.M. 75 35

Colorado St.

Average RPI	Win: 232	WON-LOST RECORD	WINNING PCT. RANK	LAST 10 GAMES	STRENGTH OF SCHEDULE	OPP. STRENGTH OF SCHEDULE	TEAM RPI	ADJ. RPI	CONF. RPI	ADJ CONF. RPI
Average RPI	Loss: 98									
DIV. I ONLY		6- 6	158	5- 5	162	109	162	162	9	9
DIV. I NON-CONF.		6- 6	158	6- 6	162	109	162	162	9	9
-----										
TOTALS	RPI 1-25		RPI 26-50	W-L RECORDS	RPI 51-100		RPI 101-150		RPI 150+	
6- 6	0- 3		0- 1	OVERALL	0- 0		1- 0		5- 2	
3- 2	0- 1		0- 0	HOME	0- 0		0- 0		3- 1	
3- 1	0- 0		0- 0	AWAY	0- 0		1- 0		2- 1	
0- 3	0- 2		0- 1	NEUTRAL	0- 0		0- 0		0- 0	
6- 6	0- 3		0- 1	NON-CONFERENCE	0- 0		1- 0		5- 2	
3- 2	0- 1		0- 0	HOME	0- 0		0- 0		3- 1	
3- 1	0- 0		0- 0	AWAY	0- 0		1- 0		2- 1	
0- 3	0- 2		0- 1	NEUTRAL	0- 0		0- 0		0- 0	
0- 0	0- 0		0- 0	CONFERENCE	0- 0		0- 0		0- 0	
0- 0	0- 0		0- 0	HOME	0- 0		0- 0		0- 0	
0- 0	0- 0		0- 0	AWAY	0- 0		0- 0		0- 0	
0- 0	0- 0		0- 0	NEUTRAL	0- 0		0- 0		0- 0	

RPI 1-25				RPI 26-50				RPI 51-100				RPI 101+ Team's RPI: 162			
RPI	S	Opponent	Score	RPI	S	Opponent	Score	RPI	S	Opponent	Score	RPI	S	Opponent	Score
3	N	Mississippi St.	54 90	48	N	Arizona St.	48 72					125	A	Providence	73 64
4	N	Green Bay	43 61									156	H	Boston College	68 60
17	H	Buffalo	63 65									175	H	Richmond	79 85
												216	H	Saint Francis (PA)	94 81
												223	H	Hofstra	75 53
												332	A	Vermont	73 66
												337	A	UMBC	60 44
												340	A	UMass Lowell	70 77
-----															
LAST 12 Division I GAMES:															
156	H	Boston College	68 60	223	H	Hofstra	75 53								
48	N	Arizona St.	48 72	17	H	Buffalo	63 65								
3	N	Mississippi St.	54 90	216	H	Saint Francis (PA)	94 81								
4	N	Green Bay	43 61	337	A	UMBC	60 44								
332	A	Vermont	73 66	175	H	Richmond	79 85								
340	A	UMass Lowell	70 77	125	A	Providence	73 64								

Non-Div I Games:

Columbi a

Average RPI Win:	292	WON-LOST	WINNING	LAST 10	STRENGTH OF	OPP. STRENGTH	TEAM	ADJ.	CONF.	ADJ CONF.
Average RPI Loss:	163	RECORD	PCT. RANK	GAMES	SCHEDULE	OF SCHEDULE	RPI	RPI	RPI	RPI
DIV. I ONLY	1- 9	325	1- 9	242	254	319	319	32	32	
DIV. I NON-CONF.	1- 9	325	1- 9	242	254	319	319	32	32	
-----										
TOTALS	RPI 1-25	RPI 26-50	W-L RECORDS	RPI 51-100	RPI 101-150	RPI 150+				
1- 9	0- 2	0- 1	OVERALL	0- 0	0- 1	1- 5				
1- 0	0- 0	0- 0	HOME	0- 0	0- 0	1- 0				
0- 7	0- 0	0- 0	AWAY	0- 0	0- 0	0- 1				
0- 2	0- 1	0- 0	NEUTRAL	0- 0	0- 0	0- 1				
1- 9	0- 2	0- 1	NON-CONFERENCE	0- 0	0- 1	1- 5				
1- 0	0- 0	0- 0	HOME	0- 0	0- 0	1- 0				
0- 7	0- 1	0- 1	AWAY	0- 0	0- 1	0- 4				
0- 2	0- 1	0- 0	NEUTRAL	0- 0	0- 0	0- 1				
0- 0	0- 0	0- 0	CONFERENCE	0- 0	0- 0	0- 0				
0- 0	0- 0	0- 0	HOME	0- 0	0- 0	0- 0				
0- 0	0- 0	0- 0	AWAY	0- 0	0- 0	0- 0				
0- 0	0- 0	0- 0	NEUTRAL	0- 0	0- 0	0- 0				

RPI 1-25				RPI 26-50				RPI 51-100				RPI 101+ Team's RPI: 319			
RPI	S	Opponent	Score	RPI	S	Opponent	Score	RPI	S	Opponent	Score	RPI	S	Opponent	Score
15	A	West Virginia	43 101	30	A	Baylor	54 100					133	A	Middle Tenn.	39 69
16	N	Missouri	50 73									160	A	Charlotte	49 78
												209	N	Manhattan	56 74
												232	A	SFA	59 72
												292	H	Mt. St. Mary's	68 54
												322	A	Old Dominion	67 75
												347	A	Charleston So.	58 72
LAST 12 Division I GAMES:															
209	N	Manhattan	56 74	15	A	West Virginia	43 101								
16	N	Missouri	50 73	133	A	Middle Tenn.	39 69								
347	A	Charleston So.	58 72	160	A	Charlotte	49 78								
292	H	Mt. St. Mary's	68 54	322	A	Old Dominion	67 75								
232	A	SFA	59 72												
30	A	Baylor	54 100												

Non-Div I Games:

Coppin St.

Average RPI Win: 222  
Average RPI Loss: 208

WON-LOST  
RECORD

WINNING  
PCT. RANK

LAST 10  
GAMES

STRENGTH OF  
SCHEDULE

OPP. STRENGTH  
OF SCHEDULE

TEAM  
RPI

ADJ.  
RPI

CONF.  
RPI

ADJ CONF.  
RPI

DIV. I ONLY	2- 6	264	2- 6	318	210	320	320	9	9
DIV. I NON-CONF.	2- 6	264	2- 6	318	210	320	320	9	9
<hr/>									
TOTALS	RPI 1-25	RPI 26-50	W-L RECORDS	RPI 51-100	RPI 101-150	RPI 150+			
2- 6	0- 0	0- 0	OVERALL	0- 0	0- 1	2- 5			
1- 4	0- 0	0- 0	HOME	0- 0	0- 0	1- 4			
1- 2	0- 0	0- 0	AWAY	0- 0	0- 1	1- 1			
0- 0	0- 0	0- 0	NEUTRAL	0- 0	0- 0	0- 0			
2- 6	0- 0	0- 0	NON-CONFERENCE	0- 0	0- 1	2- 5			
1- 4	0- 0	0- 0	HOME	0- 0	0- 0	1- 4			
1- 2	0- 0	0- 0	AWAY	0- 0	0- 1	1- 1			
0- 0	0- 0	0- 0	NEUTRAL	0- 0	0- 0	0- 0			
0- 0	0- 0	0- 0	CONFERENCE	0- 0	0- 0	0- 0			
0- 0	0- 0	0- 0	HOME	0- 0	0- 0	0- 0			
0- 0	0- 0	0- 0	AWAY	0- 0	0- 0	0- 0			
0- 0	0- 0	0- 0	NEUTRAL	0- 0	0- 0	0- 0			

RPI 1-25				RPI 26-50				RPI 51-100				RPI 101+				Team's RPI: 320
RPI	S	Opponent	Score	RPI	S	Opponent	Score	RPI	S	Opponent	Score	RPI	S	Opponent	Score	
												136	A	Pittsburgh	39	51
												152	H	Colgate	70	74
												163	H	Oakland	77	79
												197	H	Stony Brook	48	40
												235	H	Lehigh	57	62
												246	A	Canisius	67	59
												280	H	Lafayette	58	59
												281	A	Loyola Maryland	63	78
<hr/>																
LAST 12 Division I GAMES:																
				136	A	Pittsburgh	39	51	163	H	Oakland	77	79			
				281	A	Loyola Maryland	63	78	197	H	Stony Brook	48	40			
									280	H	Lafayette	58	59			
									246	A	Canisius	67	59			
									235	H	Lehigh	57	62			
									152	H	Colgate	70	74			

Non-Div I Games:

Cornell

Creighton				Through Games Of Dec. 17, 2017							
Average RPI	Win:	139	WON-LOST	WINNING	LAST 10	STRENGTH OF	OPP. STRENGTH	TEAM	ADJ.	CONF.	ADJ CONF.
Average RPI	Loss:	108	RECORD	PCT. RANK	GAMES	SCHEDULE	OF SCHEDULE	RPI	RPI	RPI	RPI
DIV. I ONLY			6- 3	89	6- 3	72	54	51	51	6	6
DIV. I NON-CONF.			6- 3	89	6- 3	72	54	51	51	6	6
-----											
TOTALS		RPI 1-25	RPI 26-50		W-L RECORDS		RPI 51-100	RPI 101-150	RPI 150+		
6- 3	0- 1		1- 0		OVERALL	1- 0	1- 1	3- 1			
3- 0	0- 0		1- 0		HOME	0- 0	1- 0	1- 0			
3- 1	0- 0		0- 0		AWAY	1- 0	0- 0	2- 1			
0- 2	0- 1		0- 0		NEUTRAL	0- 0	0- 1	0- 0			
6- 3	0- 1		1- 0		NON-CONFERENCE	1- 0	1- 1	3- 1			
3- 0	0- 0		1- 0		HOME	0- 0	1- 0	1- 0			
3- 1	0- 0		0- 0		AWAY	1- 0	0- 0	2- 1			
0- 2	0- 1		0- 0		NEUTRAL	0- 0	0- 1	0- 0			
0- 0	0- 0		0- 0		CONFERENCE	0- 0	0- 0	0- 0			
0- 0	0- 0		0- 0		HOME	0- 0	0- 0	0- 0			
0- 0	0- 0		0- 0		AWAY	0- 0	0- 0	0- 0			
0- 0	0- 0		0- 0		NEUTRAL	0- 0	0- 0	0- 0			

RPI 1-25				RPI 26-50				RPI 51-100				RPI 101+			
RPI	S	Opponent	Score	RPI	S	Opponent	Score	RPI	S	Opponent	Score	RPI	S	Opponent	Score
20	N	UCLA	63 72	28	H	South Dakota St.	72 65	92	A	Nebraska	64 49	116	N	Washington	64 67
												150	H	UNI	89 78
												166	A	Omaha	72 51
												172	A	Drake	108 100
												189	A	South Dakota	68 73
												228	H	Wichi ta St.	66 61
LAST 12 Division I GAMES:															
				28	H	South Dakota St.	72 65					116	N	Washington	64 67
				166	A	Omaha	72 51					150	H	UNI	89 78
				172	A	Drake	108 100					92	A	Nebraska	64 49
				20	N	UCLA	63 72					189	A	South Dakota	68 73
												228	H	Wichi ta St.	66 61

Non-Div I Games:

Average RPI	Win: 225	WON-LOST	WINNING	LAST 10	STRENGTH OF	OPP. STRENGTH	TEAM	ADJ.	CONF.	ADJ CONF.
Average RPI	Loss: 82	RECORD	PCT. RANK	GAMES	SCHEDULE	OF SCHEDULE	RPI	RPI	RPI	RPI
DIV. I ONLY	7- 3	77	7- 3	251	116	126	126	9	9	
DIV. I NON-CONF.	7- 3	77	7- 3	251	116	126	126	9	9	
-----										
TOTALS	RPI 1-25	RPI 26-50	W-L RECORDS	RPI 51-100	RPI 101-150	RPI 150+				
7- 3	0- 1	0- 0	OVERALL	1- 1	0- 0	6- 1				
5- 1	0- 0	0- 0	HOME	0- 1	0- 0	5- 0				
2- 2	0- 1	0- 0	AWAY	1- 0	0- 0	1- 1				
0- 0	0- 0	0- 0	NEUTRAL	0- 0	0- 0	0- 0				
7- 3	0- 1	0- 0	NON-CONFERENCE	1- 1	0- 0	6- 1				
5- 1	0- 0	0- 0	HOME	0- 1	0- 0	5- 0				
2- 2	0- 1	0- 0	AWAY	1- 0	0- 0	1- 1				
0- 0	0- 0	0- 0	NEUTRAL	0- 0	0- 0	0- 0				
0- 0	0- 0	0- 0	CONFERENCE	0- 0	0- 0	0- 0				
0- 0	0- 0	0- 0	HOME	0- 0	0- 0	0- 0				
0- 0	0- 0	0- 0	AWAY	0- 0	0- 0	0- 0				
0- 0	0- 0	0- 0	NEUTRAL	0- 0	0- 0	0- 0				

RPI 1-25				RPI 26-50				RPI 51-100				RPI 101+				Team's RPI: 126
RPI	S	Opponent	Score	RPI	S	Opponent	Score	RPI	S	Opponent	Score	RPI	S	Opponent	Score	
7	A	Ohio St.	70 103					64	A	Colorado	81 75	156	H	Boston College	68 57	
								76	H	Maine	51 64	164	A	Army West Point	56 71	
												172	H	New Hampshire	57 49	
												191	A	Marist	60 51	
												315	H	Rhode Island	70 54	
												332	H	Vermont	66 56	
												343	H	NJIT	81 50	
-----																
LAST 12 Division I GAMES:																
64	A	Colorado	81 75	7	A	Ohio St.	70 103	315	H	Rhode Island	70 54					
76	H	Maine	51 64					156	H	Boston College	68 57					
172	H	New Hampshire	57 49					332	H	Vermont	66 56					
191	A	Marist	60 51													
164	A	Army West Point	56 71													
343	H	NJIT	81 50													

Non-Div I Games:

Dartmouth

Average RPI	Win:	308	WON-LOST	WINNING	LAST 10	STRENGTH OF	OPP. STRENGTH	TEAM	ADJ.	CONF.	ADJ CONF.
Average RPI	Loss:	74	RECORD	PCT. RANK	GAMES	SCHEDULE	OF SCHEDULE	RPI	RPI	RPI	RPI
DIV. I ONLY		3- 7		247	3- 7	74		262	190	190	11
DIV. I NON-CONF.		3- 7		247	3- 7	74		262	190	190	11
-----											
TOTALS	RPI 1-25		RPI 26-50		W-L RECORDS	RPI 51-100		RPI 101-150		RPI 150+	
3- 7	0- 0		0- 2		OVERALL	0- 5		0- 0		3- 0	
1- 3	0- 0		0- 1		HOME	0- 2		0- 0		1- 0	
2- 4	0- 0		0- 1		AWAY	0- 3		0- 0		2- 0	
0- 0	0- 0		0- 0		NEUTRAL	0- 0		0- 0		0- 0	
3- 7	0- 0		0- 2		NON-CONFERENCE	0- 5		0- 0		3- 0	
1- 3	0- 0		0- 1		HOME	0- 2		0- 0		1- 0	
2- 4	0- 0		0- 1		AWAY	0- 3		0- 0		2- 0	
0- 0	0- 0		0- 0		NEUTRAL	0- 0		0- 0		0- 0	
0- 0	0- 0		0- 0		CONFERENCE	0- 0		0- 0		0- 0	
0- 0	0- 0		0- 0		HOME	0- 0		0- 0		0- 0	
0- 0	0- 0		0- 0		AWAY	0- 0		0- 0		0- 0	
0- 0	0- 0		0- 0		NEUTRAL	0- 0		0- 0		0- 0	

RPI 1-25				RPI 26-50				RPI 51-100				RPI 101+ Team's RPI: 190			
RPI	S	Opponent	Score	RPI	S	Opponent	Score	RPI	S	Opponent	Score	RPI	S	Opponent	Score
				32	A	NC State	49 73	62	H	Elon	58 75	269	A	Appalachian St.	59 57
				39	H	Princeton	57 63	91	A	Furman	62 65	321	H	UNC Asheville	58 50
								93	H	Gardner-Webb	65 70	335	A	Western Caro.	70 57
								98	A	Mercer	54 69				
								100	A	William & Mary	55 73				
LAST 12 Division I GAMES:															
				100	A	William & Mary	55 73	93	H	Gardner-Webb	65 70				
				39	H	Princeton	57 63	62	H	Elon	58 75				
				321	H	UNC Asheville	58 50	98	A	Mercer	54 69				
				269	A	Appalachian St.	59 57	335	A	Western Caro.	70 57				
				91	A	Furman	62 65								
				32	A	NC State	49 73								

Non-Div I Games:

Davidson

Average RPI Win: 168

Average RPI Loss: 25

WON-LOST  
RECORDWINNING  
PCT. RANKLAST 10  
GAMESSTRENGTH OF  
SCHEDULEOPP. STRENGTH  
OF SCHEDULETEAM  
RPIADJ.  
RPICONF.  
RPIADJ CONF.  
RPIDIV. I ONLY  
DIV. I NON-CONF.6- 3  
6- 389  
896- 3  
6- 3142  
1429  
979  
7979  
7911  
1111  
11

TOTALS

RPI 1-25

RPI 26-50

W-L RECORDS

RPI 51-100

RPI 101-150

RPI 150+

6- 3  
4- 1  
0- 2  
2- 00- 2  
0- 1  
0- 1  
0- 00- 1  
0- 0  
0- 1  
0- 0OVERALL  
HOME  
AWAY  
NEUTRAL0- 0  
0- 0  
0- 0  
0- 03- 0  
1- 0  
0- 0  
2- 03- 0  
3- 0  
0- 0  
0- 06- 3  
4- 1  
0- 2  
2- 00- 2  
0- 1  
0- 1  
0- 00- 1  
0- 0  
0- 1  
0- 0NON-CONFERENCE  
HOME  
AWAY  
NEUTRAL0- 0  
0- 0  
0- 0  
0- 03- 0  
1- 0  
0- 0  
2- 03- 0  
3- 0  
0- 0  
0- 00- 0  
0- 0  
0- 0  
0- 00- 0  
0- 0  
0- 0  
0- 00- 0  
0- 0  
0- 0  
0- 0CONFERENCE  
HOME  
AWAY  
NEUTRAL0- 0  
0- 0  
0- 0  
0- 00- 0  
0- 0  
0- 0  
0- 00- 0  
0- 0  
0- 0  
0- 0

RPI 1-25

RPI 26-50

RPI 51-100 Team's RPI: 79

RPI 101+

RPI	S	Opponent	Score
4	H	Green Bay	64 75
24	A	Quinnipiac	66 72

RPI	S	Opponent	Score
46	A	Toledo	50 68

RPI	S	Opponent	Score
-----	---	----------	-------

RPI	S	Opponent	Score
114	N	Harvard	72 66
117	H	Virginia	61 46
131	N	Tulane	71 65
158	H	James Madison	82 54
225	H	Morgan St.	88 52
264	H	Ark.-Pine Bluff	81 43

LAST 12 Division I GAMES:

117	H	Virginia	61	46	158	H	James Madison	82	54
225	H	Morgan St.	88	52	4	H	Green Bay	64	75
131	N	Tulane	71	65	24	A	Quinnipiac	66	72
114	N	Harvard	72	66	264	H	Ark.-Pine Bluff	81	43
					46	A	Toledo	50	68

Dayton

Dayton

Non-Div I Games:

Dayton



DePaul

DePaul				Through Games Of Dec. 17, 2017							
Average RPI	Win:	186	WON-LOST	WINNING	LAST 10	STRENGTH OF	OPP. STRENGTH	TEAM	ADJ.	CONF.	ADJ CONF.
Average RPI	Loss:	22	RECORD	PCT. RANK	GAMES	SCHEDULE	OF SCHEDULE	RPI	RPI	RPI	RPI
DIV. I ONLY		7- 4		107	7- 3	101	3	75	75	6	6
DIV. I NON-CONF.		7- 4		107	7- 4	101	3	75	75	6	6
-----											
TOTALS	RPI 1-25		RPI 26-50		W-L RECORDS	RPI 51-100		RPI 101-150		RPI 150+	
7- 4	0- 2		1- 1		OVERALL	0- 1		1- 0		5- 0	
4- 2	0- 1		1- 0		HOME	0- 1		0- 0		3- 0	
1- 1	0- 1		0- 0		AWAY	0- 0		0- 0		1- 0	
2- 1	0- 0		0- 1		NEUTRAL	0- 0		1- 0		1- 0	
7- 4	0- 2		1- 1		NON-CONFERENCE	0- 1		1- 0		5- 0	
4- 2	0- 1		1- 0		HOME	0- 1		0- 0		3- 0	
1- 1	0- 1		0- 0		AWAY	0- 0		0- 0		1- 0	
2- 1	0- 0		0- 1		NEUTRAL	0- 0		1- 0		1- 0	
0- 0	0- 0		0- 0		CONFERENCE	0- 0		0- 0		0- 0	
0- 0	0- 0		0- 0		HOME	0- 0		0- 0		0- 0	
0- 0	0- 0		0- 0		AWAY	0- 0		0- 0		0- 0	
0- 0	0- 0		0- 0		NEUTRAL	0- 0		0- 0		0- 0	

RPI 1-25				RPI 26-50				RPI 51-100 Team's RPI: 75				RPI 101+			
RPI	S	Opponent	Score	RPI	S	Opponent	Score	RPI	S	Opponent	Score	RPI	S	Opponent	Score
1	H	UConn	69 103	29	N	FGCU	84 89	55	H	Northern Colo.	88 94	121	N	Gonzaga	88 71
2	A	Notre Dame	82 91	47	H	Oklahoma	111 108					161	A	Northwestern	92 63
												179	H	Saint Louis	86 78
												238	N	Memphis	81 67
												260	H	Delaware St.	110 71
												298	H	Loyola Chicago	88 47
-----															
LAST 12 Division I GAMES:															
2	A	Notre Dame	82 91	1	H	UConn	69 103	298	H	Loyola Chicago	88 47				
161	A	Northwestern	92 63					121	N	Gonzaga	88 71				
260	H	Delaware St.	110 71					238	N	Memphis	81 67				
47	H	Oklahoma	111 108					29	N	FGCU	84 89				
55	H	Northern Colo.	88 94					179	H	Saint Louis	86 78				

Non-Div I Games:

DePaul

DePaul

Delaware

Delaware				Through Games Of Dec. 17, 2017									
Average RPI	Win:	202	WON-LOST	WINNING	LAST 10	STRENGTH OF	OPP. STRENGTH	TEAM	ADJ.	CONF.	ADJ CONF.		
Average RPI	Loss:	138	RECORD	PCT. RANK	GAMES	SCHEDULE	OF SCHEDULE	RPI	RPI	RPI	RPI		
DIV. I ONLY		6- 4		117	6- 4	170	190	109	109	10	10		
DIV. I NON-CONF.		6- 4		117	6- 4	170	190	109	109	10	10		
-----													
TOTALS		RPI 1-25		RPI 26-50		W-L RECORDS		RPI 51-100		RPI 101-150		RPI 150+	
6- 4		0- 1		0- 1		OVERALL		0- 0		1- 0		5- 2	
2- 1		0- 0		0- 0		HOME		0- 0		1- 0		1- 1	
3- 2		0- 1		0- 1		AWAY		0- 0		0- 0		3- 0	
1- 1		0- 0		0- 0		NEUTRAL		0- 0		0- 0		1- 1	
6- 4		0- 1		0- 1		NON-CONFERENCE		0- 0		1- 0		5- 2	
2- 1		0- 0		0- 0		HOME		0- 0		1- 0		1- 1	
3- 2		0- 1		0- 1		AWAY		0- 0		0- 0		3- 0	
1- 1		0- 0		0- 0		NEUTRAL		0- 0		0- 0		1- 1	
0- 0		0- 0		0- 0		CONFERENCE		0- 0		0- 0		0- 0	
0- 0		0- 0		0- 0		HOME		0- 0		0- 0		0- 0	
0- 0		0- 0		0- 0		AWAY		0- 0		0- 0		0- 0	
0- 0		0- 0		0- 0		NEUTRAL		0- 0		0- 0		0- 0	

RPI 1-25				RPI 26-50				RPI 51-100				RPI 101+ Team's RPI: 109			
RPI	S	Opponent	Score	RPI	S	Opponent	Score	RPI	S	Opponent	Score	RPI	S	Opponent	Score
17	A	Buffalo	73 87	39	A	Princeton	60 78					120	H	American	72 56
												154	A	Hartford	72 63
												164	A	Army West Point	70 59
												195	H	Boston U.	79 85
												199	A	St. Bonaventure	53 52
												260	H	Delaware St.	84 49
												300	N	Saint Peter's	87 90
												312	N	Eastern Ill.	66 37
-----															
LAST 12 Division I GAMES:															
260	H	Delaware St.	84 49	199	A	St. Bonaventure	53 52								
164	A	Army West Point	70 59	312	N	Eastern Ill.	66 37								
39	A	Princeton	60 78	300	N	Saint Peter's	87 90								
17	A	Buffalo	73 87	195	H	Boston U.	79 85								
				120	H	American	72 56								
				154	A	Hartford	72 63								

Non-Div I Games:

Delaware

Average RPI	Win:	349	WON-LOST	WINNING	LAST 10	STRENGTH OF	OPP. STRENGTH	TEAM	ADJ.	CONF.	ADJ CONF.
Average RPI	Loss:	104	RECORD	PCT. RANK	GAMES	SCHEDULE	OF SCHEDULE	RPI	RPI	RPI	RPI
DIV. I ONLY		1- 8		314	1- 8	54	256	260	260	32	32
DIV. I NON-CONF.		1- 8		314	1- 8	54	256	260	260	32	32
-----											
TOTALS	RPI 1-25		RPI 26-50		W-L RECORDS	RPI 51-100		RPI 101-150		RPI 150+	
1- 8	0- 0		0- 2		OVERALL	0- 2		0- 2		1- 2	
1- 3	0- 0		0- 1		HOME	0- 0		0- 0		1- 2	
0- 4	0- 0		0- 0		AWAY	0- 0		0- 1		0- 0	
0- 1	0- 0		0- 1		NEUTRAL	0- 0		0- 0		0- 0	
1- 8	0- 0		0- 2		NON-CONFERENCE	0- 2		0- 2		1- 2	
1- 3	0- 0		0- 1		HOME	0- 0		0- 0		1- 2	
0- 4	0- 0		0- 0		AWAY	0- 2		0- 2		0- 0	
0- 1	0- 0		0- 1		NEUTRAL	0- 0		0- 0		0- 0	
0- 0	0- 0		0- 0		CONFERENCE	0- 0		0- 0		0- 0	
0- 0	0- 0		0- 0		HOME	0- 0		0- 0		0- 0	
0- 0	0- 0		0- 0		AWAY	0- 0		0- 0		0- 0	
0- 0	0- 0		0- 0		NEUTRAL	0- 0		0- 0		0- 0	

RPI 1-25				RPI 26-50				RPI 51-100				RPI 101+ Team's RPI: 260			
RPI	S	Opponent	Score	RPI	S	Opponent	Score	RPI	S	Opponent	Score	RPI	S	Opponent	Score
				49	H	Drexel	52 73	53	A	Kansas	49 81	109	A	Del aware	49 84
				50	N	Ole Miss	58 110	75	A	DePaul	71 110	122	A	Temple	72 96
												167	H	La Salle	48 71
												203	H	Robert Morris	42 65
												349	H	Longwood	60 56
LAST 12 Division I GAMES:															
167	H	La Salle	48 71	53	A	Kansas	49 81								
109	A	Del aware	49 84	50	N	Ole Miss	58 110								
203	H	Robert Morris	42 65	75	A	DePaul	71 110								
49	H	Drexel	52 73	122	A	Temple	72 96								
349	H	Longwood	60 56												

Non-Div I Games:

Del aware St.

Average RPI Win: 329

Average RPI Loss: 111

WON-LOST  
RECORDWINNING  
PCT. RANKLAST 10  
GAMESSTRENGTH OF  
SCHEDULEOPP. STRENGTH  
OF SCHEDULETEAM  
RPIADJ.  
RPICONF.  
RPIADJ CONF.  
RPIDIV. I ONLY  
DIV. I NON-CONF.6- 5  
6- 5148  
1485- 4  
6- 5330  
330283  
283267  
267267  
26714  
1414  
14

TOTALS

RPI 1-25

RPI 26-50

W-L RECORDS

RPI 51-100

RPI 101-150

RPI 150+

6- 5  
1- 3  
4- 1  
1- 10- 0  
0- 0  
0- 0  
0- 00- 0  
0- 0  
0- 0  
0- 0OVERALL  
HOME  
AWAY  
NEUTRAL0- 2  
0- 1  
0- 0  
0- 10- 2  
0- 1  
0- 1  
0- 06- 1  
1- 1  
4- 0  
1- 06- 5  
1- 3  
4- 1  
1- 10- 0  
0- 0  
0- 0  
0- 00- 0  
0- 0  
0- 0  
0- 0NON-CONFERENCE  
HOME  
AWAY  
NEUTRAL0- 2  
0- 1  
0- 0  
0- 10- 2  
0- 1  
0- 1  
0- 06- 1  
1- 1  
4- 0  
1- 00- 0  
0- 0  
0- 0  
0- 00- 0  
0- 0  
0- 0  
0- 00- 0  
0- 0  
0- 0  
0- 0CONFERENCE  
HOME  
AWAY  
NEUTRAL0- 0  
0- 0  
0- 0  
0- 00- 0  
0- 0  
0- 0  
0- 00- 0  
0- 0  
0- 0  
0- 0

RPI 1-25

RPI 26-50

RPI 51-100

RPI 101+

Team's RPI: 267

RPI S Opponent Score

RPI S Opponent Score

RPI S Opponent Score

RPI S Opponent Score

55 H Northern Colo. 63 71  
86 N Miami (OH) 52 69120 A American 53 66  
140 H Wyoming 51 61  
153 H Colorado St. 56 61  
287 N Eastern Mich. 60 54  
333 A Cal St. Fullerton 83 58  
336 A Utah St. 74 72  
337 A UMBC 70 48  
339 A Air Force 75 54  
342 H Northern Ari z. 80 73

LAST 12 Division I GAMES:

337 A UMBC 70 48  
342 H Northern Ari z. 80 73  
153 H Colorado St. 56 61  
333 A Cal St. Fullerton 83 58  
86 N Miami (OH) 52 69  
287 N Eastern Mich. 60 54  
336 A Utah St. 74 72  
120 A American 53 66  
140 H Wyoming 51 61  
55 H Northern Colo. 63 71  
339 A Air Force 75 54D  
e  
n  
v  
e  
rD  
e  
n  
v  
e  
r

Non-Div I Games:

Chadron St.

99 55

Denver

Average RPI Win:	0	WON-LOST	WINNING	LAST 10	STRENGTH OF	OPP. STRENGTH	TEAM	ADJ.	CONF.	ADJ CONF.
Average RPI Loss:	120	RECORD	PCT. RANK	GAMES	SCHEDULE	OF SCHEDULE	RPI	RPI	RPI	RPI
DIV. I ONLY	0- 10	331	0- 10	48	226	277	277	15	15	
DIV. I NON-CONF.	0- 10	331	0- 10	48	226	277	277	15	15	
-----										
TOTALS	RPI 1-25	RPI 26-50	W-L RECORDS	RPI 51-100	RPI 101-150	RPI 150+				
0- 10	0- 0	0- 1	OVERALL	0- 5	0- 2	0- 2				
0- 4	0- 0	0- 1	HOME	0- 2	0- 0	0- 1				
0- 4	0- 0	0- 0	AWAY	0- 2	0- 1	0- 1				
0- 2	0- 0	0- 0	NEUTRAL	0- 1	0- 1	0- 0				
0- 10	0- 0	0- 1	NON-CONFERENCE	0- 5	0- 2	0- 2				
0- 4	0- 0	0- 1	HOME	0- 2	0- 0	0- 1				
0- 4	0- 0	0- 0	AWAY	0- 2	0- 1	0- 1				
0- 2	0- 0	0- 0	NEUTRAL	0- 1	0- 1	0- 0				
0- 0	0- 0	0- 0	CONFERENCE	0- 0	0- 0	0- 0				
0- 0	0- 0	0- 0	HOME	0- 0	0- 0	0- 0				
0- 0	0- 0	0- 0	AWAY	0- 0	0- 0	0- 0				
0- 0	0- 0	0- 0	NEUTRAL	0- 0	0- 0	0- 0				

RPI	S	Opponent	Score	RPI	S	Opponent	Score	RPI	S	Opponent	Score	RPI	S	Opponent	Score	Team's RPI: 277
38	H	Michigan	50 86	52	H	Michigan St.	60 97	119	N	North Texas	57 63	132	A	Illinois	65 73	
				85	A	Western Mi ch.	62 74	213	A	Kent St.	74 82	287	H	Eastern Mi ch.	76 78	
				86	A	Miami (OH)	64 91									
				95	H	Bowling Green	81 85									
				95	N	Clemson	44 72									
-----																
LAST 12 Division I GAMES:																
38	H	Michigan	50 86	287	H	Eastern Mi ch.	76 78	132	A	Illinois	65 73					
213	A	Kent St.	74 82	85	A	Western Mi ch.	62 74	86	A	Miami (OH)	64 91					
119	N	North Texas	57 63													
95	N	Clemson	44 72													
52	H	Michigan St.	60 97													
95	H	Bowling Green	81 85													

Non-Div I Games:

Detroit Mercy

Average RPI Win: 224

Average RPI Loss: 71

WON-LOST  
RECORDWINNING  
PCT. RANKLAST 10  
GAMESSTRENGTH OF  
SCHEDULEOPP. STRENGTH  
OF SCHEDULETEAM  
RPIADJ.  
RPICONF.  
RPIADJ CONF.  
RPIDIV. I ONLY  
DIV. I NON-CONF.4- 6  
4- 6213  
2133- 6  
4- 652  
52189  
189172  
172172  
17226  
2626  
26

TOTALS

RPI 1-25

RPI 26-50

W-L RECORDS

RPI 51-100

RPI 101-150

RPI 150+

4- 6 0- 1  
3- 3 0- 0  
0- 2 0- 1  
1- 1 0- 00- 1  
0- 1  
0- 0  
0- 0OVERALL  
HOME  
AWAY  
NEUTRAL1- 2  
1- 2  
0- 0  
0- 00- 2  
0- 0  
0- 1  
0- 13- 0  
2- 0  
0- 0  
1- 04- 6 0- 1  
3- 3 0- 0  
0- 2 0- 1  
1- 1 0- 00- 1  
0- 1  
0- 0  
0- 0NON-CONFERENCE  
HOME  
AWAY  
NEUTRAL1- 2  
1- 2  
0- 0  
0- 00- 2  
0- 0  
0- 1  
0- 13- 0  
2- 0  
0- 0  
1- 00- 0 0- 0  
0- 0 0- 0  
0- 0 0- 0  
0- 0 0- 00- 0  
0- 0  
0- 0  
0- 0CONFERENCE  
HOME  
AWAY  
NEUTRAL0- 0  
0- 0  
0- 0  
0- 00- 0  
0- 0  
0- 0  
0- 00- 0  
0- 0  
0- 0  
0- 0

RPI 1-25

RPI 26-50

RPI 51-100

RPI 101+

Team's RPI: 172

RPI S Opponent Score  
10 A Oregon 77 110RPI S Opponent Score  
28 H South Dakota St. 78 85RPI S Opponent Score  
51 H Creighton 100 108  
87 H Milwaukee 77 73  
92 H Nebraska 84 89RPI S Opponent Score  
106 N George Mason 75 87  
140 A Wyoming 61 75  
237 H Liberty 96 68  
247 H Iowa St. 83 80  
324 N Mississippi Val. 96 60

LAST 12 Division I GAMES:

106 N George Mason	75 87	28 H South Dakota St.	78 85
140 A Wyoming	61 75	92 H Nebraska	84 89
237 H Liberty	96 68	51 H Creighton	100 108
10 A Oregon	77 110	247 H Iowa St.	83 80
87 H Milwaukee	77 73	324 N Mississippi Val.	96 60

D  
r  
a  
k  
eD  
r  
a  
k  
e

Non-Div I Games: Iowa Wesleyan 102 25

Drake

Average RPI Win: 202  
Average RPI Loss: 38

WON-LOST  
RECORD

WINNING  
PCT. RANK

LAST 10  
GAMES

STRENGTH OF  
SCHEDULE

OPP. STRENGTH  
OF SCHEDULE

TEAM  
RPI

ADJ.  
RPI

CONF.  
RPI

ADJ CONF.  
RPI

DIV. I ONLY  
DIV. I NON-CONF.

7- 4  
7- 4

107  
107

7- 3  
7- 4

49  
49

138  
138

49  
49

49  
49

10  
10

10  
10

TOTALS

RPI 1-25

RPI 26-50

W-L RECORDS

RPI 51-100

RPI 101-150

RPI 150+

7- 4  
3- 0  
3- 2  
1- 2

0- 1  
0- 0  
0- 0  
0- 1

1- 2  
0- 0  
0- 1  
1- 1

OVERALL  
HOME  
AWAY  
NEUTRAL

0- 1  
0- 0  
0- 1  
0- 0

0- 0  
0- 0  
0- 0  
0- 0

6- 0  
3- 0  
3- 0  
0- 0

7- 4  
3- 0  
3- 2  
1- 2

0- 1  
0- 0  
0- 0  
0- 1

1- 2  
0- 0  
0- 1  
1- 1

NON-CONFERENCE  
HOME  
AWAY  
NEUTRAL

0- 1  
0- 0  
0- 1  
0- 0

0- 0  
0- 0  
0- 0  
0- 0

6- 0  
3- 0  
3- 0  
0- 0

0- 0  
0- 0  
0- 0  
0- 0

0- 0  
0- 0  
0- 0  
0- 0

0- 0  
0- 0  
0- 0  
0- 0

CONFERENCE  
HOME  
AWAY  
NEUTRAL

0- 0  
0- 0  
0- 0  
0- 0

0- 0  
0- 0  
0- 0  
0- 0

0- 0  
0- 0  
0- 0  
0- 0

RPI 1-25

RPI 26-50

Team's RPI: 49

RPI 51-100

RPI 101+

RPI S Opponent Score  
15 N West Virginia 42 75

RPI S Opponent Score  
26 A Syracuse 62 72  
43 N Butler 76 62  
45 N Virginia Tech 67 79

RPI S Opponent Score  
65 A Penn St. 70 84

RPI S Opponent Score  
167 H La Salle 79 54  
185 A Saint Joseph's 65 58  
207 H Bucknell 63 54  
260 A Delaware St. 73 52  
275 A Niagara 66 65  
280 H Lafayette 52 37

LAST 12 Division I GAMES:

185 A Saint Joseph's 65 58  
45 N Virginia Tech 67 79  
207 H Bucknell 63 54  
167 H La Salle 79 54  
65 A Penn St. 70 84

26 A Syracuse 62 72  
275 A Niagara 66 65  
260 A Delaware St. 73 52  
280 H Lafayette 52 37  
43 N Butler 76 62  
15 N West Virginia 42 75

D  
r  
e  
x  
e  
lD  
r  
e  
x  
e  
l

Non-Div I Games:

Drexel

Loss, Non-Conf, S Site, H Home A Away N Neutral

D  
u  
k  
e

D  
u  
k  
e

### Non-Divisible Games:





Average RPI Win:	251	WON-LOST	WINNING	LAST 10	STRENGTH OF	OPP. STRENGTH	TEAM	ADJ.	CONF.	ADJ CONF.
Average RPI Loss:	39	RECORD	PCT. RANK	GAMES	SCHEDULE	OF SCHEDULE	RPI	RPI	RPI	RPI
DIV. I ONLY	6- 7	189	0- 1	118	76	129	129	13	13	
DIV. I NON-CONF.	6- 7	189	0- 1	118	76	129	129	13	13	
<hr/>										
TOTALS	RPI 1-25	RPI 26-50	W-L RECORDS	RPI 51-100	RPI 101-150	RPI 150+				
6- 7	0- 2	0- 2	OVERALL	1- 3	0- 0	5- 0				
3- 1	0- 0	0- 0	HOME	1- 1	0- 0	2- 0				
3- 3	0- 1	0- 2	AWAY	0- 0	0- 0	3- 0				
0- 3	0- 1	0- 0	NEUTRAL	0- 2	0- 0	0- 0				
6- 7	0- 2	0- 2	NON-CONFERENCE	1- 3	0- 0	5- 0				
3- 1	0- 0	0- 0	HOME	1- 1	0- 0	2- 0				
3- 3	0- 1	0- 2	AWAY	0- 0	0- 0	3- 0				
0- 3	0- 1	0- 0	NEUTRAL	0- 2	0- 0	0- 0				
0- 0	0- 0	0- 0	CONFERENCE	0- 0	0- 0	0- 0				
0- 0	0- 0	0- 0	HOME	0- 0	0- 0	0- 0				
0- 0	0- 0	0- 0	AWAY	0- 0	0- 0	0- 0				
0- 0	0- 0	0- 0	NEUTRAL	0- 0	0- 0	0- 0				

RPI 1-25				RPI 26-50				RPI 51-100				RPI 101+ Team's RPI: 129			
RPI	S	Opponent	Score	RPI	S	Opponent	Score	RPI	S	Opponent	Score	RPI	S	Opponent	Score
2	N	Notre Dame	46 77	27	A	Houston	69 88	52	H	Michigan St.	74 83	233	H	Cincinnati	87 77
18	A	Tennessee	49 87	32	A	NC State	58 70	60	N	Washington St.	76 80	269	A	Appalachian St.	70 57
								85	N	Western Mich.	79 87	271	H	Tennessee Tech	74 55
								89	H	Duquesne	81 77	314	A	Winthrop	74 63
												328	A	Murray St.	96 68
<hr/>															
LAST 12 Division I GAMES:															
				85	N	Western Mich.	79 87	314	A	Winthrop	74 63				
				52	H	Michigan St.	74 83	328	A	Murray St.	96 68				
				32	A	NC State	58 70	60	N	Washington St.	76 80				
				27	A	Houston	69 88	2	N	Notre Dame	46 77				
				269	A	Appalachian St.	70 57	89	H	Duquesne	81 77				
				18	A	Tennessee	49 87	271	H	Tennessee Tech	74 55				

Non-Div I Games:

ETSU

Average RPI Win: 263

Average RPI Loss: 142

WON-LOST  
RECORDWINNING  
PCT. RANKLAST 10  
GAMESSTRENGTH OF  
SCHEDULEOPP. STRENGTH  
OF SCHEDULETEAM  
RPIADJ.  
RPICONF.  
RPIADJ CONF.  
RPIDIV. I ONLY  
DIV. I NON-CONF.6- 5  
6- 5148  
1485- 5  
6- 5285  
285247  
247242  
242242  
2427  
77  
7

TOTALS

RPI 1-25

RPI 26-50

W-L RECORDS

RPI 51-100

RPI 101-150

RPI 150+

6- 5

0- 0

0- 0

OVERALL

0- 1

0- 2

6- 2

4- 2

0- 0

0- 0

HOME

0- 1

0- 0

4- 1

1- 1

0- 0

0- 0

AWAY

0- 0

0- 0

1- 0

1- 2

0- 0

0- 0

NEUTRAL

0- 0

0- 2

1- 0

6- 5

0- 0

0- 0

NON-CONFERENCE

0- 1

0- 2

6- 2

4- 2

0- 0

0- 0

HOME

0- 1

0- 0

4- 1

1- 1

0- 0

0- 0

AWAY

0- 0

0- 0

1- 1

1- 2

0- 0

0- 0

NEUTRAL

0- 0

0- 2

1- 0

0- 0

0- 0

0- 0

CONFERENCE

0- 0

0- 0

0- 0

0- 0

0- 0

0- 0

HOME

0- 0

0- 0

0- 0

0- 0

0- 0

0- 0

AWAY

0- 0

0- 0

0- 0

0- 0

0- 0

0- 0

NEUTRAL

0- 0

0- 0

0- 0

RPI 1-25

RPI 26-50

RPI 51-100

RPI 101+

Team's RPI: 242

RPI S Opponent Score

RPI S Opponent Score

RPI S Opponent Score

RPI S Opponent Score

100 H William &amp; Mary 65 71

104 N Jacksonville St. 73 82

130 N UTEP 79 93

160 H Charlotte 58 55

175 H Richmond 64 65

194 A Kennesaw St. 66 56

202 A UNCW 62 66

276 H Norfolk St. 51 46

297 N Rider 66 63

304 H USC Upstate 66 53

345 H N.C. Central 73 61

LAST 12 Division I GAMES:

130 N UTEP 79 93

345 H N.C. Central 73 61

194 A Kennesaw St. 66 56

276 H Norfolk St. 51 46

304 H USC Upstate 66 53

160 H Charlotte 58 55

297 N Rider 66 63

104 N Jacksonville St. 73 82

100 H William &amp; Mary 65 71

175 H Richmond 64 65

202 A UNCW 62 66

Non-Div I Games:

East Carolina

Average RPI Win:	329	WON-LOST	WINNING	LAST 10	STRENGTH OF	OPP. STRENGTH	TEAM	ADJ.	CONF.	ADJ CONF.
Average RPI Loss:	162	RECORD	PCT. RANK	GAMES	SCHEDULE	OF SCHEDULE	RPI	RPI	RPI	RPI
DIV. I ONLY	1- 7	307	1- 7	208	295	312	312	25	25	
DIV. I NON-CONF.	1- 7	307	1- 7	208	295	312	312	25	25	
-----										
TOTALS	RPI 1-25	RPI 26-50	W-L RECORDS	RPI 51-100	RPI 101-150	RPI 150+				
1- 7	0- 0	0- 0	OVERALL	0- 0	0- 3	1- 4				
1- 2	0- 0	0- 0	HOME	0- 0	0- 1	1- 1				
0- 4	0- 0	0- 0	AWAY	0- 0	0- 1	0- 3				
0- 1	0- 0	0- 0	NEUTRAL	0- 0	0- 1	0- 0				
1- 7	0- 0	0- 0	NON-CONFERENCE	0- 0	0- 3	1- 4				
1- 2	0- 0	0- 0	HOME	0- 0	0- 1	1- 1				
0- 4	0- 0	0- 0	AWAY	0- 0	0- 1	0- 3				
0- 1	0- 0	0- 0	NEUTRAL	0- 0	0- 1	0- 0				
0- 0	0- 0	0- 0	CONFERENCE	0- 0	0- 0	0- 0				
0- 0	0- 0	0- 0	HOME	0- 0	0- 0	0- 0				
0- 0	0- 0	0- 0	AWAY	0- 0	0- 0	0- 0				
0- 0	0- 0	0- 0	NEUTRAL	0- 0	0- 0	0- 0				

RPI 1-25				RPI 26-50				RPI 51-100				RPI 101+				Team's RPI: 312
RPI	S	Opponent	Score	RPI	S	Opponent	Score	RPI	S	Opponent	Score	RPI	S	Opponent	Score	
												103	H	Bradley	52	67
												109	N	Delaware	37	66
												143	A	Wright St.	46	81
												155	H	Northern Ill.	64	93
												157	A	Cleveland St.	69	77
												185	A	Saint Joseph's	62	80
												282	A	Fort Wayne	77	93
												329	H	Evansville	79	52
-----																
LAST 12 Division I GAMES:																
				282	A	Fort Wayne	77	93	329	H	Evansville	79	52			
				103	H	Bradley	52	67	143	A	Wright St.	46	81			
				157	A	Cleveland St.	69	77	155	H	Northern Ill.	64	93			
				109	N	Delaware	37	66								
				185	A	Saint Joseph's	62	80								

Non-Div I Games:

Eastern Ill.

Average RPI Win: 327

Average RPI Loss: 175

WON-LOST  
RECORDWINNING  
PCT. RANKLAST 10  
GAMESSTRENGTH OF  
SCHEDULEOPP. STRENGTH  
OF SCHEDULETEAM  
RPIADJ.  
RPICONF.  
RPIADJ CONF.  
RPIDIV. I ONLY  
DIV. I NON-CONF.2- 6  
2- 6264  
2642- 6  
2- 6205  
205338  
338284  
284284  
28425  
2525  
25

TOTALS

RPI 1-25

RPI 26-50

W-L RECORDS

RPI 51-100

RPI 101-150

RPI 150+

2- 6

0- 0

0- 0

OVERALL

0- 1

0- 2

2- 3

1- 2

0- 0

0- 0

HOME

0- 0

0- 1

1- 1

1- 4

0- 0

0- 0

AWAY

0- 1

0- 1

1- 2

0- 0

0- 0

0- 0

NEUTRAL

0- 0

0- 0

0- 0

2- 6

0- 0

0- 0

NON-CONFERENCE

0- 1

0- 2

2- 3

1- 2

0- 0

0- 0

HOME

0- 0

0- 1

1- 1

1- 4

0- 0

0- 0

AWAY

0- 1

0- 1

1- 2

0- 0

0- 0

0- 0

NEUTRAL

0- 0

0- 0

0- 0

0- 0

0- 0

0- 0

CONFERENCE

0- 0

0- 0

0- 0

0- 0

0- 0

0- 0

HOME

0- 0

0- 0

0- 0

0- 0

0- 0

0- 0

AWAY

0- 0

0- 0

0- 0

0- 0

0- 0

0- 0

NEUTRAL

0- 0

0- 0

0- 0

RPI 1-25

RPI S Opponent Score

RPI 26-50

RPI S Opponent Score

RPI 51-100

RPI S Opponent Score  
95 A Bowling Green 60 77

RPI 101+

Team's RPI: 284

RPI	S	Opponent	Score
106	A	George Mason	41 64
146	H	Ohio	57 69
213	H	Kent St.	57 65
233	A	Cincinnati	53 64
257	A	Akron	45 62
318	H	UNCG	70 59
335	A	Western Caro.	62 59

LAST 12 Division I GAMES:

233	A	Cincinnati	53	64	106	A	George Mason	41	64
257	A	Akron	45	62	213	H	Kent St.	57	65
318	H	UNCG	70	59	146	H	Ohio	57	69
335	A	Western Caro.	62	59					
95	A	Bowling Green	60	77					

E  
a  
s  
t  
e  
r  
n  
K  
y  
.E  
a  
s  
t  
e  
r  
n  
K  
y  
.

Non-Div I Games:

Eastern Ky.

Loss, 
 Non-Conf, S Site, 
 H Home
A Away 
 N Neutral

Average RPI Win: 302

Average RPI Loss: 204

WON-LOST  
RECORDWINNING  
PCT. RANKLAST 10  
GAMESSTRENGTH OF  
SCHEDULEOPP. STRENGTH  
OF SCHEDULETEAM  
RPIADJ.  
RPICONF.  
RPIADJ CONF.  
RPIDIV. I ONLY  
DIV. I NON-CONF.2- 7  
2- 7273  
2732- 7  
2- 7245  
245328  
328287  
287287  
2878  
88  
8

TOTALS

RPI 1-25

RPI 26-50

W-L RECORDS

RPI 51-100

RPI 101-150

RPI 150+

2- 7  
1- 0  
1- 6  
0- 10- 0  
0- 0  
0- 0  
0- 00- 0  
0- 0  
0- 0  
0- 0OVERALL  
HOME  
AWAY  
NEUTRAL0- 1  
0- 0  
0- 1  
0- 00- 0  
0- 0  
0- 0  
0- 02- 6  
1- 0  
1- 5  
0- 12- 7  
1- 0  
1- 6  
0- 10- 0  
0- 0  
0- 0  
0- 00- 0  
0- 0  
0- 0  
0- 0NON-CONFERENCE  
HOME  
AWAY  
NEUTRAL0- 1  
0- 0  
0- 1  
0- 00- 0  
0- 0  
0- 0  
0- 02- 6  
1- 0  
1- 5  
0- 10- 0  
0- 0  
0- 0  
0- 00- 0  
0- 0  
0- 0  
0- 00- 0  
0- 0  
0- 0  
0- 0CONFERENCE  
HOME  
AWAY  
NEUTRAL0- 0  
0- 0  
0- 0  
0- 00- 0  
0- 0  
0- 0  
0- 00- 0  
0- 0  
0- 0  
0- 0

RPI 1-25

RPI 26-50

RPI 51-100

RPI 101+

Team's RPI: 287

RPI S Opponent Score

RPI S Opponent Score

RPI S Opponent Score

RPI S Opponent Score

54 A Minnesota 56 80

151 A Loyola Marymount 64 73

157 A Cleveland St. 65 77

199 A St. Bonaventure 51 70

267 N Denver 54 60

277 A Detroit Mercy 78 76

278 A Illinois St. 56 65

323 A Ill. -Chicago 70 73

326 H Florida A&amp;M 83 61

LAST 12 Division I GAMES:

277 A Detroit Mercy 78 76  
157 A Cleveland St. 65 77  
326 H Florida A&M 83 61278 A Illinois St. 56 65  
323 A Ill. -Chicago 70 73  
54 A Minnesota 56 80  
151 A Loyola Marymount 64 73  
267 N Denver 54 60  
199 A St. Bonaventure 51 70

Non-Div I Games: Rochester College 62 29

Eastern Mich.

Loss, Non-Conf, S Site, H Home A Away N Neutral

Average RPI Win:	293	WON-LOST	WINNING	LAST 10	STRENGTH OF	OPP. STRENGTH	TEAM	ADJ.	CONF.	ADJ CONF.
Average RPI Loss:	153	RECORD	PCT. RANK	GAMES	SCHEDULE	OF SCHEDULE	RPI	RPI	RPI	RPI
DIV. I ONLY	3- 6	232	3- 6	270	218	283	283	18	18	
DIV. I NON-CONF.	3- 6	232	3- 6	270	218	283	283	18	18	
-----										
TOTALS	RPI 1-25	RPI 26-50	W-L RECORDS	RPI 51-100	RPI 101-150	RPI 150+				
3- 6	0- 1	0- 0	OVERALL	0- 1	0- 1	3- 3				
2- 2	0- 0	0- 0	HOME	0- 0	0- 0	2- 2				
1- 4	0- 1	0- 0	AWAY	0- 1	0- 1	1- 1				
0- 0	0- 0	0- 0	NEUTRAL	0- 0	0- 0	0- 0				
3- 6	0- 1	0- 0	NON-CONFERENCE	0- 1	0- 1	3- 3				
2- 2	0- 0	0- 0	HOME	0- 0	0- 0	2- 2				
1- 4	0- 1	0- 0	AWAY	0- 1	0- 1	1- 1				
0- 0	0- 0	0- 0	NEUTRAL	0- 0	0- 0	0- 0				
0- 0	0- 0	0- 0	CONFERENCE	0- 0	0- 0	0- 0				
0- 0	0- 0	0- 0	HOME	0- 0	0- 0	0- 0				
0- 0	0- 0	0- 0	AWAY	0- 0	0- 0	0- 0				
0- 0	0- 0	0- 0	NEUTRAL	0- 0	0- 0	0- 0				

RPI 1-25				RPI 26-50				RPI 51-100				RPI 101+				Team's RPI: 283
RPI	S	Opponent	Score	RPI	S	Opponent	Score	RPI	S	Opponent	Score	RPI	S	Opponent	Score	
10	A	Oregon	40 81					67	A	Purdue	40 65	121	A	Gonzaga	45 69	
												205	H	Cal Poly	75 72	
												211	H	BYU	69 73	
												236	H	Boise St.	57 61	
												270	A	Fresno St.	56 81	
												334	H	Utah Valley	61 41	
												339	A	Air Force	65 63	
-----																
LAST 12 Division I GAMES:																
67	A	Purdue	40 65	334	H	Utah Valley	61 41	10	A	Oregon	40 81	211	H	BYU	69 73	
205	H	Cal Poly	75 72	339	A	Air Force	65 63	270	A	Fresno St.	56 81					
236	H	Boise St.	57 61													
121	A	Gonzaga	45 69													

Non-Div I Games: Multnomah 88 42

Eastern Wash.

Average RPI Win: **169**  
 Average RPI Loss: **48**

WON-LOST  
RECORD

WINNING  
PCT. RANK

LAST 10  
GAMES

STRENGTH OF  
SCHEDULE

OPP. STRENGTH  
OF SCHEDULE

TEAM  
RPI

ADJ.  
RPI

CONF.  
RPI

ADJ CONF.  
RPI

DIV. I ONLY  
DIV. I NON-CONF.

6- 3  
6- 3

89  
89

6- 3  
6- 3

152  
152

15  
15

62  
62

62  
62

10  
10

10  
10

TOTALS

RPI 1-25

RPI 26-50

W-L RECORDS

RPI 51-100

RPI 101-150

RPI 150+

6- 3 0- 1  
2- 0 0- 0  
3- 2 0- 0  
1- 1 0- 1

1- 1  
0- 0  
1- 0  
0- 0

OVERALL  
HOME  
AWAY  
NEUTRAL

1- 1  
0- 0  
0- 0  
1- 0

1- 0  
1- 0  
0- 0  
0- 0

3- 0  
1- 0  
2- 0  
0- 0

6- 3 0- 1  
2- 0 0- 0  
3- 2 0- 0  
1- 1 0- 1

1- 1  
0- 0  
1- 1  
0- 0

NON-CONFERENCE  
HOME  
AWAY  
NEUTRAL

1- 1  
0- 0  
0- 1  
1- 0

1- 0  
1- 0  
0- 0  
0- 0

3- 0  
1- 0  
2- 0  
0- 0

0- 0 0- 0  
0- 0 0- 0  
0- 0 0- 0  
0- 0 0- 0

0- 0  
0- 0  
0- 0  
0- 0

CONFERENCE  
HOME  
AWAY  
NEUTRAL

0- 0  
0- 0  
0- 0  
0- 0

0- 0  
0- 0  
0- 0  
0- 0

0- 0  
0- 0  
0- 0  
0- 0

RPI 1-25

RPI S Opponent Score  
21 N Iowa 61 **74**

RPI 26-50

RPI S Opponent Score  
32 A NC State 57 **70**  
36 A UCF 71 57

RPI 51-100

Team's RPI: 62

RPI S Opponent Score  
72 N Alabama 60 55  
90 A Wake Forest 51 **53**

RPI 101+

RPI S Opponent Score  
113 H Hampton 82 59  
190 A Davidson 75 58  
286 A N.C. A&T 90 59  
314 H Winthrop 98 37

LAST 12 Division I GAMES:

190 A Davidson 75 58  
90 A Wake Forest 51 **53**  
21 N Iowa 61 **74**  
72 N Alabama 60 55  
36 A UCF 71 57  
113 H Hampton 82 59

32 A NC State 57 **70**  
286 A N.C. A&T 90 59  
314 H Winthrop 98 37

E  
l  
o  
nE  
l  
o  
n

Non-Div I Games:

Coker

106 54

El on



Average RPI Win:	328	WON-LOST	WINNING	LAST 10	STRENGTH OF	OPP. STRENGTH	TEAM	ADJ.	CONF.	ADJ CONF.
Average RPI Loss:	204	RECORD	PCT. RANK	GAMES	SCHEDULE	OF SCHEDULE	RPI	RPI	RPI	RPI

DIV. I ONLY	1- 7	307	1- 7	235	346	329	329	26	26
DIV. I NON-CONF.	1- 7	307	1- 7	235	346	329	329	26	26
TOTALS	RPI 1-25	RPI 26-50	W-L RECORDS	RPI 51-100	RPI 101-150	RPI 150+			
1- 7	0- 0	0- 1	OVERALL	0- 1	0- 0	1- 5			
1- 1	0- 0	0- 0	HOME	0- 0	0- 0	1- 1			
0- 6	0- 0	0- 0	AWAY	0- 1	0- 0	0- 0			
0- 0	0- 0	0- 0	NEUTRAL	0- 0	0- 0	0- 0			
1- 7	0- 0	0- 1	NON-CONFERENCE	0- 1	0- 0	1- 5			
1- 1	0- 0	0- 0	HOME	0- 0	0- 0	1- 1			
0- 6	0- 0	0- 1	AWAY	0- 1	0- 0	0- 4			
0- 0	0- 0	0- 0	NEUTRAL	0- 0	0- 0	0- 0			
0- 0	0- 0	0- 0	CONFERENCE	0- 0	0- 0	0- 0			
0- 0	0- 0	0- 0	HOME	0- 0	0- 0	0- 0			
0- 0	0- 0	0- 0	AWAY	0- 0	0- 0	0- 0			
0- 0	0- 0	0- 0	NEUTRAL	0- 0	0- 0	0- 0			

RPI 1-25	RPI 26-50	RPI 51-100	RPI 101+	Team's RPI: 329
RPI S Opponent Score	RPI S Opponent Score	RPI S Opponent Score	RPI S Opponent Score	
	34 A Western Ky. 54 92	78 A Kentucky 62 100	214 A Austin Peay 73 82	
			229 H Morehead St. 75 82	
			241 A Al abama A&M 56 70	
			312 A Eastern Ill. 52 79	
			323 A Ill. -Chicago 77 96	
			328 H Murray St. 89 81	
LAST 12 Division I GAMES:				
	34 A Western Ky. 54 92	323 A Ill. -Chicago 77 96		
	312 A Eastern Ill. 52 79	229 H Morehead St. 75 82		
	241 A Al abama A&M 56 70	78 A Kentucky 62 100		
	328 H Murray St. 89 81	214 A Austin Peay 73 82		

Non-Div I Games: Oakland City 96 59 Westminster (MO) 79 53

Evansville

Average RPI Win: 178

Average RPI Loss: 43

WON-LOST  
RECORDWINNING  
PCT. RANKLAST 10  
GAMESSTRENGTH OF  
SCHEDULEOPP. STRENGTH  
OF SCHEDULETEAM  
RPIADJ.  
RPICONF.  
RPIADJ CONF.  
RPIDIV. I ONLY  
DIV. I NON-CONF.8- 3  
8- 369  
695- 3  
7- 343  
43129  
12929  
2929  
2919  
1919  
19

TOTALS

RPI 1-25

RPI 26-50

W-L RECORDS

RPI 51-100

RPI 101-150

RPI 150+

8- 3 0- 1  
2- 0 0- 0  
4- 1 0- 0  
2- 2 0- 10- 0  
0- 0  
0- 0  
0- 0OVERALL  
HOME  
AWAY  
NEUTRAL3- 2  
1- 0  
1- 0  
1- 11- 0  
1- 0  
0- 0  
0- 04- 0  
0- 0  
3- 0  
1- 08- 3 0- 1  
2- 0 0- 0  
4- 1 0- 0  
2- 2 0- 10- 0  
0- 0  
0- 0  
0- 0NON-CONFERENCE  
HOME  
AWAY  
NEUTRAL3- 2  
1- 0  
1- 1  
1- 11- 0  
1- 0  
0- 0  
0- 04- 0  
0- 0  
3- 0  
1- 00- 0 0- 0  
0- 0 0- 0  
0- 0 0- 0  
0- 0 0- 00- 0  
0- 0  
0- 0  
0- 0CONFERENCE  
HOME  
AWAY  
NEUTRAL0- 0  
0- 0  
0- 0  
0- 00- 0  
0- 0  
0- 0  
0- 00- 0  
0- 0  
0- 0  
0- 0F  
G  
C  
UF  
G  
C  
U

RPI 1-25

RPI S Opponent Score  
7 N Ohio St. 62 104

RPI 26-50

RPI S Opponent Score

Team's RPI: 29

RPI 51-100

RPI S Opponent Score  
58 N Belmont 65 75  
63 A Chattanooga 61 68  
75 N DePaul 89 84  
78 H Kentucky 70 64  
97 A Siena 63 50

RPI 101+

RPI S Opponent Score  
132 H Illinois 85 61  
213 N Kent St. 80 62  
244 A Abilene Christian 94 55  
257 A Akron 82 63  
331 A FIU 88 52

LAST 12 Division I GAMES:

63 A Chattanooga	61 68	244 A Abilene Christian	94 55
78 H Kentucky	70 64	58 N Belmont	65 75
213 N Kent St.	80 62	7 N Ohio St.	62 104
331 A FIU	88 52	75 N DePaul	89 84
132 H Illinois	85 61	97 A Siena	63 50
		257 A Akron	82 63

Non-Div I Games: Southeastern (FL) 76 66 Ave Maria 99 35

FGCU

Loss, Non-Conf, S Site, H Home A Away N Neutral

Average RPI Win:	343	WON-LOST	WINNING	LAST 10	STRENGTH OF	OPP. STRENGTH	TEAM	ADJ.	CONF.	ADJ CONF.
Average RPI Loss:	182	RECORD	PCT. RANK	GAMES	SCHEDULE	OF SCHEDULE	RPI	RPI	RPI	RPI
DIV. I ONLY	2- 8	284	2- 8	265	323	331	331	17	17	
DIV. I NON-CONF.	2- 8	284	2- 8	265	323	331	331	17	17	
-----										
TOTALS	RPI 1-25	RPI 26-50	W-L RECORDS	RPI 51-100	RPI 101-150	RPI 150+				
2- 8	0- 0	0- 2	OVERALL	0- 0	0- 1	2- 5				
2- 4	0- 0	0- 2	HOME	0- 0	0- 0	2- 2				
0- 4	0- 0	0- 0	AWAY	0- 0	0- 1	0- 3				
0- 0	0- 0	0- 0	NEUTRAL	0- 0	0- 0	0- 0				
2- 8	0- 0	0- 2	NON-CONFERENCE	0- 0	0- 1	2- 5				
2- 4	0- 0	0- 2	HOME	0- 0	0- 0	2- 2				
0- 4	0- 0	0- 0	AWAY	0- 0	0- 1	0- 3				
0- 0	0- 0	0- 0	NEUTRAL	0- 0	0- 0	0- 0				
0- 0	0- 0	0- 0	CONFERENCE	0- 0	0- 0	0- 0				
0- 0	0- 0	0- 0	HOME	0- 0	0- 0	0- 0				
0- 0	0- 0	0- 0	AWAY	0- 0	0- 0	0- 0				
0- 0	0- 0	0- 0	NEUTRAL	0- 0	0- 0	0- 0				

RPI	S	Opponent	Score	RPI	S	Opponent	Score	RPI	S	Opponent	Score	RPI	S	Opponent	Score
29	H	FGCU	52 88	40	H	South Fla.	52 82					134	A	Mi ami (FL)	69 77
												182	A	Georgetown	56 77
												225	A	Morgan St.	51 62
												241	H	Al abama A&M	51 58
												261	A	Howard	62 69
												339	H	Air Force	70 69
												341	H	Bethune-Cookman	59 77
												347	H	Charleston So.	77 70
-----															
Team's RPI: 331															
LAST 12 Division I GAMES:															
40	H	South Fla.	52 82	182	A	Georgetown	56 77	347	H	Charleston So.	77 70	241	H	Al abama A&M	51 58
225	A	Morgan St.	51 62	347	H	Charleston So.	77 70	241	H	Al abama A&M	51 58	339	H	Air Force	70 69
261	A	Howard	62 69	347	H	Charleston So.	77 70	241	H	Al abama A&M	51 58	29	H	FGCU	52 88
134	A	Mi ami (FL)	69 77	347	H	Charleston So.	77 70	241	H	Al abama A&M	51 58	341	H	Bethune-Cookman	59 77

Non-Div I Games:

FIU

Average RPI Win:	263	WON-LOST	WINNING	LAST 10	STRENGTH OF	OPP. STRENGTH	TEAM	ADJ.	CONF.	ADJ CONF.
Average RPI Loss:	175	RECORD	PCT. RANK	GAMES	SCHEDULE	OF SCHEDULE	RPI	RPI	RPI	RPI
DIV. I ONLY	3- 7	247	3- 7	220	290	273	273	22	22	
DIV. I NON-CONF.	3- 7	247	3- 7	220	290	273	273	22	22	
-----										
TOTALS	RPI 1-25	RPI 26-50	W-L RECORDS	RPI 51-100	RPI 101-150	RPI 150+				
3- 7	0- 1	0- 0	OVERALL	0- 1	0- 0	3- 5				
2- 2	0- 1	0- 0	HOME	0- 0	0- 0	2- 1				
1- 4	0- 0	0- 0	AWAY	0- 1	0- 0	1- 3				
0- 1	0- 0	0- 0	NEUTRAL	0- 0	0- 0	0- 1				
3- 7	0- 1	0- 0	NON-CONFERENCE	0- 1	0- 0	3- 5				
2- 2	0- 1	0- 0	HOME	0- 0	0- 0	2- 1				
1- 4	0- 0	0- 0	AWAY	0- 1	0- 0	1- 3				
0- 1	0- 0	0- 0	NEUTRAL	0- 0	0- 0	0- 1				
0- 0	0- 0	0- 0	CONFERENCE	0- 0	0- 0	0- 0				
0- 0	0- 0	0- 0	HOME	0- 0	0- 0	0- 0				
0- 0	0- 0	0- 0	AWAY	0- 0	0- 0	0- 0				
0- 0	0- 0	0- 0	NEUTRAL	0- 0	0- 0	0- 0				

RPI 1-25				RPI 26-50				RPI 51-100				RPI 101+				Team's RPI: 273
RPI	S	Opponent	Score	RPI	S	Opponent	Score	RPI	S	Opponent	Score	RPI	S	Opponent	Score	
5	H	Villanova	44 73					100	A	William & Mary	47 57	156	A	Boston College	66 58	
												172	N	New Hampshire	61 71	
												175	H	Richmond	67 72	
												222	A	Northeastern	43 63	
												235	A	Lehigh	53 56	
												292	H	Mt. St. Mary's	76 65	
												315	A	Rhode Island	47 62	
												340	H	UMass Lowell	78 67	
LAST 12 Division I GAMES:																
315	A	Rhode Island	47 62	235	A	Lehigh	53 56									
5	H	Villanova	44 73	292	H	Mt. St. Mary's	76 65									
156	A	Boston College	66 58	222	A	Northeastern	43 63									
340	H	UMass Lowell	78 67	100	A	William & Mary	47 57									
172	N	New Hampshire	61 71	175	H	Richmond	67 72									

Non-Div I Games:

Fairfield

Average RPI Win:	259	WON-LOST	WINNING	LAST 10	STRENGTH OF	OPP. STRENGTH	TEAM	ADJ.	CONF.	ADJ CONF.
Average RPI Loss:	155	RECORD	PCT. RANK	GAMES	SCHEDULE	OF SCHEDULE	RPI	RPI	RPI	RPI
DIV. I ONLY	6- 3	89	6- 3	317	264	210	210	28	28	
DIV. I NON-CONF.	6- 3	89	6- 3	317	264	210	210	28	28	
-----										
TOTALS	RPI 1-25	RPI 26-50	W-L RECORDS	RPI 51-100	RPI 101-150	RPI 150+				
6- 3	0- 1	0- 0	OVERALL	0- 0	0- 0	6- 2				
4- 1	0- 0	0- 0	HOME	0- 0	0- 0	4- 1				
2- 2	0- 1	0- 0	AWAY	0- 0	0- 0	2- 1				
0- 0	0- 0	0- 0	NEUTRAL	0- 0	0- 0	0- 0				
6- 3	0- 1	0- 0	NON-CONFERENCE	0- 0	0- 0	6- 2				
4- 1	0- 0	0- 0	HOME	0- 0	0- 0	4- 1				
2- 2	0- 1	0- 0	AWAY	0- 0	0- 0	2- 1				
0- 0	0- 0	0- 0	NEUTRAL	0- 0	0- 0	0- 0				
0- 0	0- 0	0- 0	CONFERENCE	0- 0	0- 0	0- 0				
0- 0	0- 0	0- 0	HOME	0- 0	0- 0	0- 0				
0- 0	0- 0	0- 0	AWAY	0- 0	0- 0	0- 0				
0- 0	0- 0	0- 0	NEUTRAL	0- 0	0- 0	0- 0				

RPI	S	Opponent	Score	RPI	S	Opponent	Score	RPI	S	Opponent	Score	RPI	S	Opponent	Score	Team's RPI: 210
8	A	Rutgers	35 101									152	H	Colgate	61 51	
												164	H	Army West Point	58 56	
												197	H	Stony Brook	51 56	
												208	H	Monmouth	78 61	
												261	A	Howard	65 68	
												340	H	UMass Lowell	60 51	
												343	A	NJIT	74 70	
												349	A	Longwood	72 52	
-----																
LAST 12 Division I GAMES:																
340	H	UMass Lowell	60 51	8	A	Rutgers	35 101	343	A	NJIT	74 70	164	H	Army West Point	58 56	
208	H	Monmouth	78 61													
261	A	Howard	65 68													
349	A	Longwood	72 52													
152	H	Colgate	61 51													
197	H	Stony Brook	51 56													

Non-Div I Games: Rutgers-Newark 76 40

Average RPI	Win: 250	WON-LOST	WINNING	LAST 10	STRENGTH OF	OPP. STRENGTH	TEAM	ADJ.	CONF.	ADJ CONF.
Average RPI	Loss: 137	RECORD	PCT. RANK	GAMES	SCHEDULE	OF SCHEDULE	RPI	RPI	RPI	RPI
DIV. I ONLY	4- 4	158	4- 4	248	212	218	218	17	17	
DIV. I NON-CONF.	4- 4	158	4- 4	248	212	218	218	17	17	
-----										
TOTALS	RPI 1-25	RPI 26-50	W-L RECORDS	RPI 51-100	RPI 101-150	RPI 150+				
4- 4	0- 0	0- 0	OVERALL	0- 3	0- 0	4- 1				
2- 2	0- 0	0- 0	HOME	0- 1	0- 0	2- 1				
2- 1	0- 0	0- 0	AWAY	0- 1	0- 0	2- 0				
0- 1	0- 0	0- 0	NEUTRAL	0- 1	0- 0	0- 0				
4- 4	0- 0	0- 0	NON-CONFERENCE	0- 3	0- 0	4- 1				
2- 2	0- 0	0- 0	HOME	0- 1	0- 0	2- 1				
2- 1	0- 0	0- 0	AWAY	0- 1	0- 0	2- 0				
0- 1	0- 0	0- 0	NEUTRAL	0- 1	0- 0	0- 0				
0- 0	0- 0	0- 0	CONFERENCE	0- 0	0- 0	0- 0				
0- 0	0- 0	0- 0	HOME	0- 0	0- 0	0- 0				
0- 0	0- 0	0- 0	AWAY	0- 0	0- 0	0- 0				
0- 0	0- 0	0- 0	NEUTRAL	0- 0	0- 0	0- 0				

RPI 1-25				RPI 26-50				RPI 51-100				RPI 101+ Team' s RPI : 218				
RPI	S	Opponent	Score	RPI	S	Opponent	Score	RPI	S	Opponent	Score	RPI	S	Opponent	Score	
								64	A	Colorado	69	76	171	H	North Florida	83 75
								95	N	Bowling Green	55	66	265	A	Georgia St.	82 50
								98	H	Mercer	55	66	268	H	St. Francis Brooklyn	80 60
													289	H	Grand Canyon	73 77
													294	A	Indiana St.	66 58
LAST 12 Division I GAMES:																
268	H	St. Francis Brooklyn	80 60	265	A	Georgia St.	82 50									
294	A	Indiana St.	66 58	171	H	North Florida	83 75									
64	A	Colorado	69 76	289	H	Grand Canyon	73 77									
98	H	Mercer	55 66	95	N	Bowling Green	55 66									

Non-Div I Games:

Fla. Atlantic

F  
l  
o  
r  
i  
d  
a

Florida				Through Games Of Dec. 17, 2017											
Average RPI	Win:	198	WON-LOST RECORD	WINNING PCT.	RANK	LAST 10 GAMES	STRENGTH OF SCHEDULE	OPP. STRENGTH OF SCHEDULE	TEAM RPI	ADJ. RPI	CONF. RPI	ADJ CONF. RPI			
DIV. I ONLY			6- 4	117		6- 4	198	33	159	159	1	1			
DIV. I NON-CONF.			6- 4	117		6- 4	198	33	159	159	1	1			
-----															
TOTALS		RPI 1-25		RPI 26-50		W-L RECORDS		RPI 51-100		RPI 101-150		RPI 150+			
6- 4		0- 2		1- 0		OVERALL		0- 0		1- 2		4- 0			
3- 3		0- 2		0- 0		HOME		0- 0		1- 1		2- 0			
1- 0		0- 0		1- 0		AWAY		0- 0		0- 0		0- 0			
2- 1		0- 0		0- 0		NEUTRAL		0- 0		0- 1		2- 0			
6- 4		0- 2		1- 0		NON-CONFERENCE		0- 0		1- 2		4- 0			
3- 3		0- 2		0- 0		HOME		0- 0		1- 1		2- 0			
1- 0		0- 0		1- 0		AWAY		0- 0		0- 0		0- 0			
2- 1		0- 0		0- 0		NEUTRAL		0- 0		0- 1		2- 0			
0- 0		0- 0		0- 0		CONFERENCE		0- 0		0- 0		0- 0			
0- 0		0- 0		0- 0		HOME		0- 0		0- 0		0- 0			
0- 0		0- 0		0- 0		AWAY		0- 0		0- 0		0- 0			
0- 0		0- 0		0- 0		NEUTRAL		0- 0		0- 0		0- 0			
-----															
RPI 1-25				RPI 26-50				RPI 51-100				RPI 101+ Team's RPI: 159			
RPI	S	Opponent	Score	RPI	S	Opponent	Score	RPI	S	Opponent	Score	RPI	S	Opponent	Score
7	H	Ohio St.	77 103	47	A	Oklahoma	80 61					102	H	Jacksonville	69 59
9	H	Florida St.	54 84									105	H	Arkansas St.	69 70
												149	N	Stetson	71 85
												175	N	Richmond	87 80
												265	H	Georgia St.	82 66
												285	N	Savannah St.	90 40
												313	H	Marshall	74 69
-----															
LAST 12 Division I GAMES:															
313	H	Marshall	74 69	47	A	Oklahoma	80 61	102	H	Jacksonville	69 59				
7	H	Ohio St.	77 103	285	N	Savannah St.	90 40	149	N	Stetson	71 85				
105	H	Arkansas St.	69 70	175	N	Richmond	87 80	9	H	Florida St.	54 84				
265	H	Georgia St.	82 66												

F  
l  
o  
r  
i  
d  
a

Non-Div I Games:

Florida

Average RPI Win:	335	WON-LOST	WINNING	LAST 10	STRENGTH OF	OPP. STRENGTH	TEAM	ADJ.	CONF.	ADJ CONF.
Average RPI Loss:	189	RECORD	PCT. RANK	GAMES	SCHEDULE	OF SCHEDULE	RPI	RPI	RPI	RPI
DIV. I ONLY	1- 8	314	1- 8	293	267	326	326	32	32	
DIV. I NON-CONF.	1- 8	314	1- 8	293	267	326	326	32	32	
-----										
TOTALS	RPI 1-25	RPI 26-50	W-L RECORDS	RPI 51-100	RPI 101-150	RPI 150+				
1- 8	0- 1	0- 0	OVERALL	0- 0	0- 0	1- 7				
0- 2	0- 0	0- 0	HOME	0- 0	0- 0	0- 2				
1- 5	0- 1	0- 0	AWAY	0- 0	0- 0	1- 4				
0- 1	0- 0	0- 0	NEUTRAL	0- 0	0- 0	0- 1				
1- 8	0- 1	0- 0	NON-CONFERENCE	0- 0	0- 0	1- 7				
0- 2	0- 0	0- 0	HOME	0- 0	0- 0	0- 2				
1- 5	0- 1	0- 0	AWAY	0- 0	0- 0	1- 4				
0- 1	0- 0	0- 0	NEUTRAL	0- 0	0- 0	0- 1				
0- 0	0- 0	0- 0	CONFERENCE	0- 0	0- 0	0- 0				
0- 0	0- 0	0- 0	HOME	0- 0	0- 0	0- 0				
0- 0	0- 0	0- 0	AWAY	0- 0	0- 0	0- 0				
0- 0	0- 0	0- 0	NEUTRAL	0- 0	0- 0	0- 0				

RPI 1-25				RPI 26-50				RPI 51-100				RPI 101+				Team's RPI: 326
RPI	S	Opponent	Score	RPI	S	Opponent	Score	RPI	S	Opponent	Score	RPI	S	Opponent	Score	
19	A	Kansas St.	57 81									166	A	Omaha	73 78	
												171	H	North Florida	68 77	
												200	A	UTRGV	38 51	
												206	H	Sacred Heart	68 73	
												230	A	Texas Tech	63 82	
												231	N	A&M-Corpus Christi	55 58	
												287	A	Eastern Mi ch.	61 83	
												335	A	Western Caro.	80 63	
LAST 12 Division I GAMES:																
171	H	North Florida	68 77	206	H	Sacred Heart	68 73									
335	A	Western Caro.	80 63	166	A	Omaha	73 78									
231	N	A&M-Corpus Christi	55 58	19	A	Kansas St.	57 81									
200	A	UTRGV	38 51	230	A	Texas Tech	63 82									
				287	A	Eastern Mi ch.	61 83									

Non-Div I Games: Lynn

74 37

Florida A&amp;M



Average RPI Win: 137

Average RPI Loss: 11

WON-LOST  
RECORDWINNING  
PCT. RANKLAST 10  
GAMESSTRENGTH OF  
SCHEDULEOPP. STRENGTH  
OF SCHEDULETEAM  
RPIADJ.  
RPICONF.  
RPIADJ CONF.  
RPIDIV. I ONLY  
DIV. I NON-CONF.10- 1  
10- 110  
109- 1  
10- 167  
6735  
359  
99  
92  
22  
2

TOTALS

RPI 1-25

RPI 26-50

W-L RECORDS

RPI 51-100

RPI 101-150

RPI 150+

10- 1

1- 1

1- 0

OVERALL

0- 0

3- 0

5- 0

5- 0

0- 0

1- 0

HOME

0- 0

2- 0

2- 0

5- 1

1- 1

0- 0

AWAY

0- 0

1- 0

3- 0

0- 0

0- 0

0- 0

NEUTRAL

0- 0

0- 0

0- 0

10- 1

1- 1

1- 0

NON-CONFERENCE

0- 0

3- 0

5- 0

5- 0

0- 0

1- 0

HOME

0- 0

2- 0

2- 0

5- 1

1- 1

0- 0

AWAY

0- 0

1- 0

3- 0

0- 0

0- 0

0- 0

NEUTRAL

0- 0

0- 0

0- 0

0- 0

0- 0

0- 0

CONFERENCE

0- 0

0- 0

0- 0

0- 0

0- 0

0- 0

HOME

0- 0

0- 0

0- 0

0- 0

0- 0

0- 0

AWAY

0- 0

0- 0

0- 0

0- 0

0- 0

0- 0

NEUTRAL

0- 0

0- 0

0- 0

RPI 1-25 Team's RPI: 9

RPI 26-50

RPI 51-100

RPI 101+

RPI	S	Opponent	Score
11	A	Texas	72 87
21	A	Iowa	94 93

RPI	S	Opponent	Score
48	H	Arizona St.	77 66

RPI	S	Opponent	Score
-----	---	----------	-------

RPI	S	Opponent	Score
104	A	Jacksonville St.	75 51
110	H	Samford	87 62
149	H	Stetson	84 39
158	A	James Madison	79 63
159	A	Florida	84 54
171	H	North Florida	109 51
206	H	Sacred Heart	101 52
245	A	Grambling	96 53

LAST 12 Division I GAMES:

48	H	Arizona St.	77 66	11	A	Texas	72 87
149	H	Stetson	84 39	245	A	Grambling	96 53
158	A	James Madison	79 63	159	A	Florida	84 54
21	A	Iowa	94 93	104	A	Jacksonville St.	75 51
110	H	Samford	87 62	171	H	North Florida	109 51
206	H	Sacred Heart	101 52				

Non-Div I Games:

Florida St.

■ Loss, 
 ■ Non-Conf, S Site, 
 ■ Home 
 ■ Away 
 N Neutral

Average RPI Win:	182	WON-LOST	WINNING	LAST 10	STRENGTH OF	OPP. STRENGTH	TEAM	ADJ.	CONF.	ADJ CONF.
Average RPI Loss:	98	RECORD	PCT. RANK	GAMES	SCHEDULE	OF SCHEDULE	RPI	RPI	RPI	RPI
DIV. I ONLY	7- 3	77	7- 3	173	68	69	69	11	11	
DIV. I NON-CONF.	7- 3	77	7- 3	173	68	69	69	11	11	
-----										
TOTALS	RPI 1-25	RPI 26-50	W-L RECORDS	RPI 51-100	RPI 101-150	RPI 150+				
7- 3	1- 0	0- 0	OVERALL	1- 2	1- 0	4- 1				
5- 0	0- 0	0- 0	HOME	1- 0	1- 0	3- 0				
2- 3	1- 0	0- 0	AWAY	0- 2	0- 0	1- 1				
0- 0	0- 0	0- 0	NEUTRAL	0- 0	0- 0	0- 0				
7- 3	1- 0	0- 0	NON-CONFERENCE	1- 2	1- 0	4- 1				
5- 0	0- 0	0- 0	HOME	1- 0	1- 0	3- 0				
2- 3	1- 0	0- 0	AWAY	0- 2	0- 0	1- 1				
0- 0	0- 0	0- 0	NEUTRAL	0- 0	0- 0	0- 0				
0- 0	0- 0	0- 0	CONFERENCE	0- 0	0- 0	0- 0				
0- 0	0- 0	0- 0	HOME	0- 0	0- 0	0- 0				
0- 0	0- 0	0- 0	AWAY	0- 0	0- 0	0- 0				
0- 0	0- 0	0- 0	NEUTRAL	0- 0	0- 0	0- 0				

RPI 1-25				RPI 26-50				RPI 51-100 Team's RPI: 69				RPI 101+			
RPI	S	Opponent	Score	RPI	S	Opponent	Score	RPI	S	Opponent	Score	RPI	S	Opponent	Score
23	A	St. John's (NY)	67 64					55	H	Northern Colo.	48 33	136	H	Pittsburgh	58 55
								65	A	Penn St.	60 65	156	A	Boston College	52 55
								73	A	Albany (NY)	52 59	207	H	Bucknell	71 62
												209	A	Manhattan	54 48
												307	H	Iona	78 48
												337	H	UMBC	55 46
LAST 12 Division I GAMES:															
307	H	Iona	78 48	207	H	Bucknell	71 62								
65	A	Penn St.	60 65	23	A	St. John's (NY)	67 64								
136	H	Pittsburgh	58 55	156	A	Boston College	52 55								
209	A	Manhattan	54 48	337	H	UMBC	55 46								
55	H	Northern Colo.	48 33												
73	A	Albany (NY)	52 59												

Non-Div I Games:

Fordham

Average RPI Win:	305	WON-LOST	WINNING	LAST 10	STRENGTH OF	OPP. STRENGTH	TEAM	ADJ.	CONF.	ADJ CONF.
Average RPI Loss:	147	RECORD	PCT. RANK	GAMES	SCHEDULE	OF SCHEDULE	RPI	RPI	RPI	RPI
DIV. I ONLY	2- 7	273	2- 6	147	278	282	282	14	14	
DIV. I NON-CONF.	2- 7	273	2- 7	147	278	282	282	14	14	
-----										
TOTALS	RPI 1-25	RPI 26-50	W-L RECORDS	RPI 51-100	RPI 101-150	RPI 150+				
2- 7	0- 0	0- 1	OVERALL	0- 3	0- 1	2- 2				
2- 2	0- 0	0- 0	HOME	0- 1	0- 0	2- 1				
0- 5	0- 0	0- 1	AWAY	0- 2	0- 1	0- 1				
0- 0	0- 0	0- 0	NEUTRAL	0- 0	0- 0	0- 0				
2- 7	0- 0	0- 1	NON-CONFERENCE	0- 3	0- 1	2- 2				
2- 2	0- 0	0- 0	HOME	0- 1	0- 0	2- 1				
0- 5	0- 0	0- 1	AWAY	0- 2	0- 1	0- 1				
0- 0	0- 0	0- 0	NEUTRAL	0- 0	0- 0	0- 0				
0- 0	0- 0	0- 0	CONFERENCE	0- 0	0- 0	0- 0				
0- 0	0- 0	0- 0	HOME	0- 0	0- 0	0- 0				
0- 0	0- 0	0- 0	AWAY	0- 0	0- 0	0- 0				
0- 0	0- 0	0- 0	NEUTRAL	0- 0	0- 0	0- 0				

RPI 1-25				RPI 26-50				RPI 51-100				RPI 101+				Team's RPI: 282
RPI	S	Opponent	Score	RPI	S	Opponent	Score	RPI	S	Opponent	Score	RPI	S	Opponent	Score	
				38	A	Michigan	45 77	58	A	Belmont	42 74	132	A	Illinois	50 64	
								87	H	Milwaukee	48 60	290	A	Coastal Caro.	58 67	
								99	A	Xavier	50 62	298	H	Loyola Chi cago	79 70	
												312	H	Eastern Ill.	93 77	
												323	H	Ill.-Chicago	51 67	
LAST 12 Division I GAMES:																
				99	A	Xavier	50 62	38	A	Michigan	45 77					
				323	H	Ill.-Chicago	51 67	87	H	Milwaukee	48 60					
				58	A	Belmont	42 74	312	H	Eastern Ill.	93 77					
				298	H	Loyola Chi cago	79 70	290	A	Coastal Caro.	58 67					
				132	A	Illinois	50 64									

Non-Div I Games: Quincy 73 72 Findlay 55 75

Fort Wayne

Average RPI Win:	266	WON-LOST	WINNING	LAST 10	STRENGTH OF	OPP. STRENGTH	TEAM	ADJ.	CONF.	ADJ CONF.
Average RPI Loss:	153	RECORD	PCT. RANK	GAMES	SCHEDULE	OF SCHEDULE	RPI	RPI	RPI	RPI
DIV. I ONLY	4- 6	213	4- 6	282	206	270	270	20	20	
DIV. I NON-CONF.	4- 6	213	4- 6	282	206	270	270	20	20	
-----										
TOTALS	RPI 1-25	RPI 26-50	W-L RECORDS	RPI 51-100	RPI 101-150	RPI 150+				
4- 6	0- 0	0- 1	OVERALL	0- 0	0- 2	4- 3				
3- 2	0- 0	0- 1	HOME	0- 0	0- 0	3- 1				
1- 4	0- 0	0- 0	AWAY	0- 0	0- 2	1- 2				
0- 0	0- 0	0- 0	NEUTRAL	0- 0	0- 0	0- 0				
4- 6	0- 0	0- 1	NON-CONFERENCE	0- 0	0- 2	4- 3				
3- 2	0- 0	0- 1	HOME	0- 0	0- 0	3- 1				
1- 4	0- 0	0- 0	AWAY	0- 0	0- 2	1- 2				
0- 0	0- 0	0- 0	NEUTRAL	0- 0	0- 0	0- 0				
0- 0	0- 0	0- 0	CONFERENCE	0- 0	0- 0	0- 0				
0- 0	0- 0	0- 0	HOME	0- 0	0- 0	0- 0				
0- 0	0- 0	0- 0	AWAY	0- 0	0- 0	0- 0				
0- 0	0- 0	0- 0	NEUTRAL	0- 0	0- 0	0- 0				

RPI 1-25				RPI 26-50				RPI 51-100				RPI 101+ Team's RPI: 270			
RPI	S	Opponent	Score	RPI	S	Opponent	Score	RPI	S	Opponent	Score	RPI	S	Opponent	Score
				48	H	Arizona St.	49 81					118	A	UT Arlington	54 67
												138	A	Texas St.	59 76
												178	A	San Francisco	62 70
												193	H	Pacific	81 70
												215	A	CSUN	72 85
												221	H	UC Riverside	56 68
												279	A	UC Santa Barbara	64 57
												283	H	Eastern Wash.	81 56
												308	H	Montana	61 58
LAST 12 Division I GAMES:															
178	A	San Francisco	62 70	308	H	Montana	61 58								
221	H	UC Riverside	56 68	193	H	Pacific	81 70								
48	H	Arizona St.	49 81	215	A	CSUN	72 85								
283	H	Eastern Wash.	81 56	279	A	UC Santa Barbara	64 57								
				138	A	Texas St.	59 76								
				118	A	UT Arlington	54 67								

Non-Div I Games:

Fresno St.

Average RPI Win: **206**  
 Average RPI Loss: **75**

WON-LOST  
RECORD

WINNING  
PCT. RANK

LAST 10  
GAMES

STRENGTH OF  
SCHEDULE

OPP. STRENGTH  
OF SCHEDULE

TEAM  
RPI

ADJ.  
RPI

CONF.  
RPI

ADJ CONF.  
RPI

DIV. I ONLY  
DIV. I NON-CONF.

6- 4  
6- 4

117  
117

4- 4  
6- 4

133  
133

102  
102

91  
91

91  
91

13  
13

13  
13

TOTALS

RPI 1-25

RPI 26-50

W-L RECORDS

RPI 51-100

RPI 101-150

RPI 150+

6- 4

0- 0

0- 1

OVERALL

0- 3

1- 0

5- 0

4- 0

0- 0

0- 0

HOME

0- 0

0- 0

4- 0

1- 3

0- 0

0- 0

AWAY

0- 1

0- 0

1- 0

1- 1

0- 0

0- 0

NEUTRAL

0- 1

1- 0

0- 0

6- 4

0- 0

0- 1

NON-CONFERENCE

0- 3

1- 0

5- 0

4- 0

0- 0

0- 0

HOME

0- 0

0- 0

4- 0

1- 3

0- 0

0- 1

AWAY

0- 2

0- 0

1- 0

1- 1

0- 0

0- 0

NEUTRAL

0- 1

1- 0

0- 0

0- 0

0- 0

0- 0

CONFERENCE

0- 0

0- 0

0- 0

0- 0

0- 0

0- 0

HOME

0- 0

0- 0

0- 0

0- 0

0- 0

0- 0

AWAY

0- 0

0- 0

0- 0

0- 0

0- 0

0- 0

NEUTRAL

0- 0

0- 0

0- 0

RPI 1-25

RPI 26-50

RPI 51-100

Team's RPI: 91

RPI 101+

RPI S Opponent Score

RPI S Opponent Score

RPI S Opponent Score

RPI S Opponent Score

37 **A** Georgia 44 **79**

71 **A** North Carolina 56 **84**

146 N Ohio 70 68

93 **A** Gardner-Webb 57 **71**

190 **H** Davidson 65 62

99 N Xavier 62 **75**

194 **H** Kennesaw St. 78 59

198 **H** Col. of Charleston 72 58

202 **H** UNCW 76 71

304 **A** USC Upstate 80 59

LAST 12 Division I GAMES:

99 N Xavier 62 **75**

304 **A** USC Upstate 80 59

146 N Ohio 70 68

37 **A** Georgia 44 **79**

71 **A** North Carolina 56 **84**

202 **H** UNCW 76 71

198 **H** Col. of Charleston 72 58

93 **A** Gardner-Webb 57 **71**

194 **H** Kennesaw St. 78 59

190 **H** Davidson 65 62

Non-Div I Games:

Bob Jones

93 46

Pfeiffer

102 51

Furman

**Loss**, **Non-Conf**, **S Site**, **H Home** **A Away** **N Neutral**

Average RPI	Win:	305	WON-LOST	WINNING	LAST 10	STRENGTH OF	OPP. STRENGTH	TEAM	ADJ.	CONF.	ADJ CONF.
Average RPI	Loss:	162	RECORD	PCT. RANK	GAMES	SCHEDULE	OF SCHEDULE	RPI	RPI	RPI	RPI
DIV. I ONLY		1- 6		302	1- 6	281	214	309	309	21	21
DIV. I NON-CONF.		1- 6		302	1- 6	281	214	309	309	21	21
<hr/>											
TOTALS	RPI 1-25		RPI 26-50		W-L RECORDS	RPI 51-100		RPI 101-150		RPI 150+	
1- 6	0- 0		0- 1		OVERALL	0- 2		0- 0		1- 3	
0- 3	0- 0		0- 0		HOME	0- 1		0- 0		0- 2	
1- 3	0- 0		0- 1		AWAY	0- 1		0- 0		1- 1	
0- 0	0- 0		0- 0		NEUTRAL	0- 0		0- 0		0- 0	
1- 6	0- 0		0- 1		NON-CONFERENCE	0- 2		0- 0		1- 3	
0- 3	0- 0		0- 0		HOME	0- 1		0- 0		0- 2	
1- 3	0- 0		0- 1		AWAY	0- 1		0- 0		1- 1	
0- 0	0- 0		0- 0		NEUTRAL	0- 0		0- 0		0- 0	
0- 0	0- 0		0- 0		CONFERENCE	0- 0		0- 0		0- 0	
0- 0	0- 0		0- 0		HOME	0- 0		0- 0		0- 0	
0- 0	0- 0		0- 0		AWAY	0- 0		0- 0		0- 0	
0- 0	0- 0		0- 0		NEUTRAL	0- 0		0- 0		0- 0	

RPI 1-25				RPI 26-50				RPI 51-100				RPI 101+ Team's RPI : 309			
RPI	S	Opponent	Score	RPI	S	Opponent	Score	RPI	S	Opponent	Score	RPI	S	Opponent	Score
				36	A	UCF	38 62	72	H	Al abama	36 84	194	H	Kennesaw St.	58 60
								98	A	Mercer	45 72	285	H	Savannah St.	67 71
												286	A	N. C. A&T	49 60
												305	A	South Carol in a St.	61 58
LAST 12 Di vi si on I GAMES:															
194	H	Kennesaw St.	58 60	98	A	Mercer	45 72								
36	A	UCF	38 62	286	A	N. C. A&T	49 60								
285	H	Savannah St.	67 71												
305	A	South Carol in a St.	61 58												
72	H	Al abama	36 84												

Non-Div I Games: Coastal Ga. 68 63 Thomas (GA) 79 51

Ga. Southern

Average RPI Win:	225	WON-LOST	WINNING	LAST 10	STRENGTH OF	OPP. STRENGTH	TEAM	ADJ.	CONF.	ADJ CONF.
Average RPI Loss:	57	RECORD	PCT. RANK	GAMES	SCHEDULE	OF SCHEDULE	RPI	RPI	RPI	RPI
DIV. I ONLY	6- 2	61	6- 2	226	142	93	93	29	29	
DIV. I NON-CONF.	6- 2	61	6- 2	226	142	93	93	29	29	
<hr/>										
TOTALS	RPI 1-25	RPI 26-50	W-L RECORDS	RPI 51-100	RPI 101-150	RPI 150+				
6- 2	0- 0	0- 1	OVERALL	1- 1	0- 0	5- 0				
3- 1	0- 0	0- 1	HOME	1- 0	0- 0	2- 0				
3- 1	0- 0	0- 0	AWAY	0- 0	0- 0	3- 0				
0- 0	0- 0	0- 0	NEUTRAL	0- 0	0- 0	0- 0				
6- 2	0- 0	0- 1	NON-CONFERENCE	1- 1	0- 0	5- 0				
3- 1	0- 0	0- 1	HOME	1- 0	0- 0	2- 0				
3- 1	0- 0	0- 0	AWAY	0- 1	0- 0	3- 0				
0- 0	0- 0	0- 0	NEUTRAL	0- 0	0- 0	0- 0				
0- 0	0- 0	0- 0	CONFERENCE	0- 0	0- 0	0- 0				
0- 0	0- 0	0- 0	HOME	0- 0	0- 0	0- 0				
0- 0	0- 0	0- 0	AWAY	0- 0	0- 0	0- 0				
0- 0	0- 0	0- 0	NEUTRAL	0- 0	0- 0	0- 0				

RPI 1-25			
RPI	S	Opponent	Score
36	H	UCF	30 65

Non-Div I Games: Montreat 83 26 Pfeiffer 72 53

Gardner-Webb

Average RPI	Win: 235	WON-LOST	WINNING	LAST 10	STRENGTH OF	OPP. STRENGTH	TEAM	ADJ.	CONF.	ADJ CONF.
Average RPI	Loss: 51	RECORD	PCT. RANK	GAMES	SCHEDULE	OF SCHEDULE	RPI	RPI	RPI	RPI
DIV. I ONLY	10- 2	29	9- 1	315	75	106	106	11	11	
DIV. I NON-CONF.	10- 2	29	10- 2	315	75	106	106	11	11	
-----										
TOTALS	RPI 1-25	RPI 26-50	W-L RECORDS	RPI 51-100	RPI 101-150	RPI 150+				
10- 2	0- 0	0- 1	OVERALL	0- 1	2- 0	8- 0				
8- 0	0- 0	0- 0	HOME	0- 0	2- 0	6- 0				
1- 2	0- 0	0- 0	AWAY	0- 1	0- 0	1- 0				
1- 0	0- 0	0- 0	NEUTRAL	0- 0	0- 0	1- 0				
10- 2	0- 0	0- 1	NON-CONFERENCE	0- 1	2- 0	8- 0				
8- 0	0- 0	0- 0	HOME	0- 0	2- 0	6- 0				
1- 2	0- 0	0- 1	AWAY	0- 1	0- 0	1- 0				
1- 0	0- 0	0- 0	NEUTRAL	0- 0	0- 0	1- 0				
0- 0	0- 0	0- 0	CONFERENCE	0- 0	0- 0	0- 0				
0- 0	0- 0	0- 0	HOME	0- 0	0- 0	0- 0				
0- 0	0- 0	0- 0	AWAY	0- 0	0- 0	0- 0				
0- 0	0- 0	0- 0	NEUTRAL	0- 0	0- 0	0- 0				

RPI 1-25				RPI 26-50				RPI 51-100				RPI 101+ Team's RPI: 106			
RPI	S	Opponent	Score	RPI	S	Opponent	Score	RPI	S	Opponent	Score	RPI	S	Opponent	Score
				38	A	Michigan	61 75	64	A	Colorado	61 76	115	H	Southeast Mo. St.	57 38
												120	H	American	71 53
												172	N	Drake	87 75
												180	H	UMES	82 68
												256	H	LIU Brooklyn	73 70
												278	H	Illinois St.	56 37
												281	A	Loyola Maryland	80 72
												284	H	Eastern Ky.	64 41
												322	H	Old Dominion	66 53
												337	H	UMBC	58 38
LAST 12 Division I GAMES:															
337	H	UMBC	58 38	256	H	LIU Brooklyn	73 70	180	H	UMES	82 68	64	A	Colorado	61 76
284	H	Eastern Ky.	64 41									172	N	Drake	87 75
115	H	Southeast Mo. St.	57 38									278	H	Illinois St.	56 37
322	H	Old Dominion	66 53									281	A	Loyola Maryland	80 72
281	A	Loyola Maryland	80 72									284	H	Eastern Ky.	64 41
38	A	Michigan	61 75	120	H	American	71 53					322	H	Old Dominion	66 53

Non-Div I Games:

George Mason



Average RPI	Win:	186	WON-LOST	WINNING	LAST 10	STRENGTH OF	OPP. STRENGTH	TEAM	ADJ.	CONF.	ADJ CONF.
Average RPI	Loss:	60	RECORD	PCT. RANK	GAMES	SCHEDULE	OF SCHEDULE	RPI	RPI	RPI	RPI
DIV. I ONLY		4- 7		231	4- 6	14	170	111	111	11	11
DIV. I NON-CONF.		4- 7		231	4- 7	14	170	111	111	11	11
-----											
TOTALS	RPI 1-25		RPI 26-50		W-L RECORDS	RPI 51-100		RPI 101-150		RPI 150+	
4- 7	0- 0		0- 5		OVERALL	0- 1		2- 1		2- 0	
3- 4	0- 0		0- 3		HOME	0- 0		2- 1		1- 0	
1- 3	0- 0		0- 0		AWAY	0- 0		0- 0		1- 0	
0- 0	0- 0		0- 0		NEUTRAL	0- 0		0- 0		0- 0	
4- 7	0- 0		0- 5		NON-CONFERENCE	0- 1		2- 1		2- 0	
3- 4	0- 0		0- 3		HOME	0- 0		2- 1		1- 0	
1- 3	0- 0		0- 2		AWAY	0- 1		0- 0		1- 0	
0- 0	0- 0		0- 0		NEUTRAL	0- 0		0- 0		0- 0	
0- 0	0- 0		0- 0		CONFERENCE	0- 0		0- 0		0- 0	
0- 0	0- 0		0- 0		HOME	0- 0		0- 0		0- 0	
0- 0	0- 0		0- 0		AWAY	0- 0		0- 0		0- 0	
0- 0	0- 0		0- 0		NEUTRAL	0- 0		0- 0		0- 0	

RPI 1-25				RPI 26-50				RPI 51-100				RPI 101+ Team's RPI: 111			
RPI	S	Opponent	Score	RPI	S	Opponent	Score	RPI	S	Opponent	Score	RPI	S	Opponent	Score
				26	H	Syracuse	62 74	98	A	Mercer	44 61	120	H	American	61 44
				28	H	South Dakota St.	88 97					139	H	Wisconsin	61 46
				39	A	Princeton	52 72					144	H	Vanderbilt	59 69
				40	H	South Fla.	78 83					182	H	Georgetown	65 54
				42	A	Maryland	54 80					302	A	Towson	66 43
LAST 12 Division I GAMES:															
120	H	American	61 44	98	A	Mercer	44 61	40	H	South Fla.	78 83	26	H	Syracuse	62 74
42	A	Maryland	54 80	40	H	South Fla.	78 83	26	H	Syracuse	62 74	139	H	Wisconsin	61 46
302	A	Towson	66 43	26	H	Syracuse	62 74	139	H	Wisconsin	61 46	144	H	Vanderbilt	59 69
28	H	South Dakota St.	88 97	139	H	Wisconsin	61 46	144	H	Vanderbilt	59 69	182	H	Georgetown	65 54
39	A	Princeton	52 72	144	H	Vanderbilt	59 69	182	H	Georgetown	65 54				

Non-Div I Games:

George Washington

Average RPI	Win:	259	WON-LOST	WINNING	LAST 10	STRENGTH OF	OPP. STRENGTH	TEAM	ADJ.	CONF.	ADJ CONF.
Average RPI	Loss:	77	RECORD	PCT. RANK	GAMES	SCHEDULE	OF SCHEDULE	RPI	RPI	RPI	RPI
DIV. I ONLY		4- 5		195	4- 5	159	95	182	182	6	6
DIV. I NON-CONF.		4- 5		195	4- 5	159	95	182	182	6	6
-----											
TOTALS	RPI 1-25		RPI 26-50		W-L RECORDS	RPI 51-100		RPI 101-150		RPI 150+	
4- 5	0- 0		0- 1		OVERALL	0- 2		0- 2		4- 0	
2- 1	0- 0		0- 0		HOME	0- 1		0- 0		2- 0	
1- 2	0- 0		0- 1		AWAY	0- 0		0- 1		1- 0	
1- 2	0- 0		0- 0		NEUTRAL	0- 1		0- 1		1- 0	
4- 5	0- 0		0- 1		NON-CONFERENCE	0- 2		0- 2		4- 0	
2- 1	0- 0		0- 0		HOME	0- 1		0- 0		2- 0	
1- 2	0- 0		0- 1		AWAY	0- 0		0- 1		1- 0	
1- 2	0- 0		0- 0		NEUTRAL	0- 1		0- 1		1- 0	
0- 0	0- 0		0- 0		CONFERENCE	0- 0		0- 0		0- 0	
0- 0	0- 0		0- 0		HOME	0- 0		0- 0		0- 0	
0- 0	0- 0		0- 0		AWAY	0- 0		0- 0		0- 0	
0- 0	0- 0		0- 0		NEUTRAL	0- 0		0- 0		0- 0	

RPI 1-25				RPI 26-50				RPI 51-100				RPI 101+ Team's RPI: 182			
RPI	S	Opponent	Score	RPI	S	Opponent	Score	RPI	S	Opponent	Score	RPI	S	Opponent	Score
				32	A	NC State	49 63	54	H	Minnesota	63 73	111	A	George Washington	54 65
								63	N	Chattanooga	41 54	127	N	Auburn	40 60
												161	N	Northwestern	55 54
												261	H	Howard	93 41
												281	A	Loyola Maryland	72 54
												331	H	FIU	77 56
-----															
LAST 12 Division I GAMES:															
				32	A	NC State	49 63	161	N	Northwestern	55 54				
				54	H	Minnesota	63 73	63	N	Chattanooga	41 54				
				331	H	FIU	77 56	127	N	Auburn	40 60				
								111	A	George Washington	54 65				
								281	A	Loyola Maryland	72 54				
								261	H	Howard	93 41				

Non-Div I Games:

Georgetown

Average RPI Win: 187

Average RPI Loss: 11

WON-LOST  
RECORDWINNING  
PCT. RANKLAST 10  
GAMESSTRENGTH OF  
SCHEDULEOPP. STRENGTH  
OF SCHEDULETEAM  
RPIADJ.  
RPICONF.  
RPIADJ CONF.  
RPIDIV. I ONLY  
DIV. I NON-CONF.9- 1  
9- 115  
159- 1  
9- 1137  
13793  
9337  
3737  
371  
11  
1

TOTALS

RPI 1-25

RPI 26-50

W-L RECORDS

RPI 51-100

RPI 101-150

RPI 150+

9- 1

0- 1

1- 0

OVERALL

2- 0

1- 0

5- 0

5- 1

0- 1

1- 0

HOME

1- 0

0- 0

3- 0

4- 0

0- 0

0- 0

AWAY

1- 0

1- 0

2- 0

0- 0

0- 0

0- 0

NEUTRAL

0- 0

0- 0

0- 0

9- 1

0- 1

1- 0

NON-CONFERENCE

2- 0

1- 0

5- 0

5- 1

0- 1

1- 0

HOME

1- 0

0- 0

3- 0

4- 0

0- 0

0- 0

AWAY

1- 0

1- 0

2- 0

0- 0

0- 0

0- 0

NEUTRAL

0- 0

0- 0

0- 0

0- 0

0- 0

0- 0

CONFERENCE

0- 0

0- 0

0- 0

0- 0

0- 0

0- 0

HOME

0- 0

0- 0

0- 0

0- 0

0- 0

0- 0

AWAY

0- 0

0- 0

0- 0

0- 0

0- 0

0- 0

NEUTRAL

0- 0

0- 0

0- 0

RPI 1-25

RPI 26-50

Team's RPI: 37

RPI 51-100

RPI 101+

RPI	S	Opponent	Score
11	H	Texas	53 81

RPI	S	Opponent	Score
33	H	Georgi a Tech	60 53

RPI	S	Opponent	Score
91	H	Furman	79 44
98	A	Mercer	72 54

RPI	S	Opponent	Score
117	A	Vi rgi ni a	64 61
211	A	BYU	79 63
243	H	Wofford	95 56
271	H	Tennessee Tech	56 48
286	A	N. C. A&T	73 63
335	H	Western Caro.	76 50

LAST 12 Division I GAMES:

33	H	Georgi a Tech	60 53
286	A	N. C. A&T	73 63
11	H	Texas	53 81
91	H	Furman	79 44
271	H	Tennessee Tech	56 48
211	A	BYU	79 63

335	H	Western Caro.	76 50
98	A	Mercer	72 54
117	A	Vi rgi ni a	64 61
243	H	Wofford	95 56

Non-Div I Games:

Georgia

Average RPI Win: 344

Average RPI Loss: 107

WON-LOST  
RECORDWINNING  
PCT. RANKLAST 10  
GAMESSTRENGTH OF  
SCHEDULEOPP. STRENGTH  
OF SCHEDULETEAM  
RPIADJ.  
RPICONF.  
RPIADJ CONF.  
RPIDIV. I ONLY  
DIV. I NON-CONF.1- 6  
1- 6302  
3021- 6  
1- 693  
93122  
122265  
265265  
26521  
2121  
21

TOTALS

RPI 1-25

RPI 26-50

W-L RECORDS

RPI 51-100

RPI 101-150

RPI 150+

1- 6 0- 1  
1- 2 0- 0  
0- 4 0- 0  
0- 0 0- 00- 2  
0- 1  
0- 0  
0- 0OVERALL  
HOME  
AWAY  
NEUTRAL0- 0  
0- 0  
0- 0  
0- 00- 0  
0- 0  
0- 0  
0- 01- 3  
1- 1  
0- 0  
0- 01- 6 0- 1  
1- 2 0- 0  
0- 4 0- 1  
0- 0 0- 00- 2  
0- 1  
0- 1  
0- 0NON-CONFERENCE  
HOME  
AWAY  
NEUTRAL0- 0  
0- 0  
0- 0  
0- 00- 0  
0- 0  
0- 0  
0- 01- 3  
1- 1  
0- 2  
0- 00- 0 0- 0  
0- 0 0- 0  
0- 0 0- 0  
0- 0 0- 00- 0  
0- 0  
0- 0  
0- 0CONFERENCE  
HOME  
AWAY  
NEUTRAL0- 0  
0- 0  
0- 0  
0- 00- 0  
0- 0  
0- 0  
0- 00- 0  
0- 0  
0- 0  
0- 0

RPI 1-25

RPI 26-50

RPI 51-100

RPI 101+

Team's RPI: 265

RPI S Opponent Score  
3 A Mississippi St. 50 106RPI S Opponent Score  
33 A Georgia Tech 51 75  
34 H Western Ky. 63 74

RPI S Opponent Score

RPI S Opponent Score  
159 A Florida 66 82  
194 A Kennesaw St. 61 71  
218 H Fla. Atlantic 50 82  
344 H VCU 61 56

LAST 12 Division I GAMES:

34 H Western Ky.	63	74	218 H Fla. Atlantic	50	82
344 H VCU	61	56	194 A Kennesaw St.	61	71
33 A Georgia Tech	51	75			
3 A Mississippi St.	50	106			
159 A Florida	66	82			

Non-Div I Games:

Allen

101 56

North Greenville

91 89

Georgia St.

■ Loss, 
 ■ Non-Conf, S Site, 
 ■ Home 
 ■ Away 
 N Neutral

Average RPI Win: 169

Average RPI Loss: 34

WON-LOST  
RECORDWINNING  
PCT. RANKLAST 10  
GAMESSTRENGTH OF  
SCHEDULEOPP. STRENGTH  
OF SCHEDULETEAM  
RPIADJ.  
RPICONF.  
RPIADJ CONF.  
RPIDIV. I ONLY  
DIV. I NON-CONF.9- 2  
9- 235  
358- 2  
9- 284  
84149  
14933  
3333  
332  
22  
2

TOTALS

RPI 1-25

RPI 26-50

W-L RECORDS

RPI 51-100

RPI 101-150

RPI 150+

9- 2

0- 0

1- 2

OVERALL

1- 0

3- 0

4- 0

6- 0

0- 0

0- 0

HOME

1- 0

2- 0

3- 0

2- 1

0- 0

1- 1

AWAY

0- 0

0- 0

1- 0

1- 1

0- 0

0- 1

NEUTRAL

0- 0

1- 0

0- 0

9- 2

0- 0

1- 2

NON-CONFERENCE

1- 0

3- 0

4- 0

6- 0

0- 0

0- 0

HOME

1- 0

2- 0

3- 0

2- 1

0- 0

1- 1

AWAY

0- 0

0- 0

1- 0

1- 1

0- 0

0- 1

NEUTRAL

0- 0

1- 0

0- 0

0- 0

0- 0

0- 0

CONFERENCE

0- 0

0- 0

0- 0

0- 0

0- 0

0- 0

HOME

0- 0

0- 0

0- 0

0- 0

0- 0

0- 0

AWAY

0- 0

0- 0

0- 0

0- 0

0- 0

0- 0

NEUTRAL

0- 0

0- 0

0- 0

RPI 1-25

RPI 26-50

Team's RPI: 33

RPI 51-100

RPI 101+

RPI S Opponent Score

RPI S Opponent Score

30 N Baylor 57 80

37 A Georgia 53 60

39 A Princeton 67 56

RPI S Opponent Score

67 H Purdue 68 55

RPI S Opponent Score

118 H UT Arlington 80 52

128 N Penn 69 55

133 H Middle Tenn. 48 45

194 H Kennesaw St. 86 48

265 H Georgia St. 75 51

269 A Appalachian St. 75 41

305 H South Carolina St. 86 40

LAST 12 Division I GAMES:

37 A Georgia 53 60

39 A Princeton 67 56

194 H Kennesaw St. 86 48

305 H South Carolina St. 86 40

269 A Appalachian St. 75 41

118 H UT Arlington 80 52

133 H Middle Tenn. 48 45

67 H Purdue 68 55

30 N Baylor 57 80

128 N Penn 69 55

265 H Georgia St. 75 51

Non-Div I Games:

Georgia Tech

Average RPI Win: 204  
Average RPI Loss: 107

WON-LOST  
RECORD

WINNING  
PCT. RANK

LAST 10  
GAMES

STRENGTH OF  
SCHEDULE

OPP. STRENGTH  
OF SCHEDULE

TEAM  
RPI

ADJ.  
RPI

CONF.  
RPI

ADJ CONF.  
RPI

DIV. I ONLY	6- 4	117	6- 4	153	183	121	121	12	12
DIV. I NON-CONF.	6- 4	117	6- 4	153	183	121	121	12	12
-----									
TOTALS	RPI 1-25	RPI 26-50	W-L RECORDS	RPI 51-100	RPI 101-150	RPI 150+			
6- 4	0- 0	0- 0	OVERALL	1- 2	1- 1	4- 1			
3- 1	0- 0	0- 0	HOME	0- 0	1- 1	2- 0			
2- 1	0- 0	0- 0	AWAY	1- 0	0- 0	1- 1			
1- 2	0- 0	0- 0	NEUTRAL	0- 2	0- 0	1- 0			
6- 4	0- 0	0- 0	NON-CONFERENCE	1- 2	1- 1	4- 1			
3- 1	0- 0	0- 0	HOME	0- 0	1- 1	2- 0			
2- 1	0- 0	0- 0	AWAY	1- 0	0- 0	1- 1			
1- 2	0- 0	0- 0	NEUTRAL	0- 2	0- 0	1- 0			
0- 0	0- 0	0- 0	CONFERENCE	0- 0	0- 0	0- 0			
0- 0	0- 0	0- 0	HOME	0- 0	0- 0	0- 0			
0- 0	0- 0	0- 0	AWAY	0- 0	0- 0	0- 0			
0- 0	0- 0	0- 0	NEUTRAL	0- 0	0- 0	0- 0			

RPI 1-25				RPI 26-50				RPI 51-100				RPI 101+ Team's RPI: 121			
RPI	S	Opponent	Score	RPI	S	Opponent	Score	RPI	S	Opponent	Score	RPI	S	Opponent	Score
								58	N	Belmont	63 71	142	H	UNLV	50 52
								60	A	Washington St.	64 56	145	H	Portland St.	91 52
								75	N	DePaul	71 88	153	A	Colorado St.	49 65
												213	N	Kent St.	77 57
												216	H	Saint Francis (PA)	97 74
												283	H	Eastern Wash.	69 45
												308	A	Montana	70 55
LAST 12 Division I GAMES:															
216	H	Saint Francis (PA)	97 74	60	A	Washington St.	64 56	145	H	Portland St.	91 52	283	H	Eastern Wash.	69 45
142	H	UNLV	50 52	145	H	Portland St.	91 52	75	N	DePaul	71 88	213	N	Kent St.	77 57
308	A	Montana	70 55	283	H	Eastern Wash.	69 45	58	N	Belmont	63 71				
153	A	Colorado St.	49 65												

Non-Div I Games:

Gonzaga

Loss, Non-Conf, S Site, H Home A Away N Neutral

Average RPI	Win:	320	WON-LOST	WINNING	LAST 10	STRENGTH OF	OPP. STRENGTH	TEAM	ADJ.	CONF.	ADJ CONF.
Average RPI	Loss:	94	RECORD	PCT. RANK	GAMES	SCHEDULE	OF SCHEDULE	RPI	RPI	RPI	RPI
DIV. I ONLY		3- 5		227	3- 5	262	177	245	245	31	31
DIV. I NON-CONF.		3- 5		227	3- 5	262	177	245	245	31	31
-----											
TOTALS	RPI 1-25		RPI 26-50		W-L RECORDS	RPI 51-100		RPI 101-150		RPI 150+	
3- 5	0- 1		0- 0		OVERALL	0- 2		0- 1		3- 1	
2- 1	0- 1		0- 0		HOME	0- 0		0- 0		2- 0	
1- 4	0- 0		0- 0		AWAY	0- 0		0- 0		1- 0	
0- 0	0- 0		0- 0		NEUTRAL	0- 0		0- 0		0- 0	
3- 5	0- 1		0- 0		NON-CONFERENCE	0- 2		0- 1		3- 1	
2- 1	0- 1		0- 0		HOME	0- 0		0- 0		2- 0	
1- 4	0- 0		0- 0		AWAY	0- 2		0- 1		1- 1	
0- 0	0- 0		0- 0		NEUTRAL	0- 0		0- 0		0- 0	
0- 0	0- 0		0- 0		CONFERENCE	0- 0		0- 0		0- 0	
0- 0	0- 0		0- 0		HOME	0- 0		0- 0		0- 0	
0- 0	0- 0		0- 0		AWAY	0- 0		0- 0		0- 0	
0- 0	0- 0		0- 0		NEUTRAL	0- 0		0- 0		0- 0	

RPI 1-25				RPI 26-50				RPI 51-100				RPI 101+ Team's RPI: 245			
RPI	S	Opponent	Score	RPI	S	Opponent	Score	RPI	S	Opponent	Score	RPI	S	Opponent	Score
9	H	Florida St.	53 96					72	A	Alabama	49 73	105	A	Arkansas St.	56 76
								99	A	Xavier	67 72	183	A	Louisiana Tech	53 64
												303	A	McNeese	75 60
												310	H	Southeastern La.	61 52
												348	H	La. -Monroe	61 52
-----															
LAST 12 Division I GAMES:															
105	A	Arkansas St.	56 76	9	H	Florida St.	53 96	72	A	Alabama	49 73	99	A	Xavier	67 72
310	H	Southeastern La.	61 52	348	H	La. -Monroe	61 52	183	A	Louisiana Tech	53 64				
303	A	McNeese	75 60												

Non-Div I Games:

Grambling

## Grand Canyon

Through Games Of Dec. 17, 2017

Average RPI Win:	280	WON-LOST	WINNING	LAST 10	STRENGTH OF	OPP. STRENGTH	TEAM	ADJ.	CONF.	ADJ CONF.
Average RPI Loss:	195	RECORD	PCT. RANK	GAMES	SCHEDULE	OF SCHEDULE	RPI	RPI	RPI	RPI
DIV. I ONLY	2- 8	284	2- 7	236	340	289	289	30	30	
DIV. I NON-CONF.	2- 8	284	2- 8	236	340	289	289	30	30	
-----										
TOTALS	RPI 1-25	RPI 26-50	W-L RECORDS	RPI 51-100	RPI 101-150	RPI 150+				
2- 8	0- 0	0- 0	OVERALL	0- 1	0- 2	2- 5				
0- 3	0- 0	0- 0	HOME	0- 1	0- 0	0- 2				
2- 5	0- 0	0- 0	AWAY	0- 0	0- 2	2- 3				
0- 0	0- 0	0- 0	NEUTRAL	0- 0	0- 0	0- 0				
2- 8	0- 0	0- 0	NON-CONFERENCE	0- 1	0- 2	2- 5				
0- 3	0- 0	0- 0	HOME	0- 1	0- 0	0- 2				
2- 5	0- 0	0- 0	AWAY	0- 0	0- 2	2- 3				
0- 0	0- 0	0- 0	NEUTRAL	0- 0	0- 0	0- 0				
0- 0	0- 0	0- 0	CONFERENCE	0- 0	0- 0	0- 0				
0- 0	0- 0	0- 0	HOME	0- 0	0- 0	0- 0				
0- 0	0- 0	0- 0	AWAY	0- 0	0- 0	0- 0				
0- 0	0- 0	0- 0	NEUTRAL	0- 0	0- 0	0- 0				

RPI 1-25				RPI 26-50				RPI 51-100				RPI 101+ Team's RPI : 289					
RPI	S	Opponent	Score	RPI	S	Opponent	Score	RPI	S	Opponent	Score	RPI	S	Opponent	Score		
								56	H	Duke	61	74	116	A	Washi ngton	65	79
													142	A	UNLV	47	76
													176	H	Ri ce	59	69
													205	A	Cal Poly	69	75
													218	A	Fla. Atlantic	77	73
													250	H	Long Beach St.	63	65
													274	A	Val parai so	75	80
													341	A	Bethune-Cookman	60	69
													342	A	Northern Ariz.	72	54
LAST 12 Division I GAMES:																	
250	H	Long Beach St.	63	65	342	A	Northern Ariz.	72	54								
341	A	Bethune-Cookman	60	69	116	A	Washi ngton	65	79								
218	A	Fla. Atlantic	77	73	56	H	Duke	61	74								
274	A	Val parai so	75	80	176	H	Ri ce	59	69								
142	A	UNLV	47	76													
205	A	Cal Poly	69	75													

Non-Div I Games: Benedictine Mesa 67 53

Grand Canyon

■ Loss, 
 ■ Non-Conf, 
 ■ S Site, 
 ■ H Home 
 ■ A Away 
 N Neutral



Average RPI Win: 107

Average RPI Loss: 3

WON-LOST  
RECORDWINNING  
PCT. RANKLAST 10  
GAMESSTRENGTH OF  
SCHEDULEOPP. STRENGTH  
OF SCHEDULETEAM  
RPIADJ.  
RPICONF.  
RPIADJ CONF.  
RPIDIV. I ONLY  
DIV. I NON-CONF.9- 1  
9- 115  
159- 1  
9- 116  
1627  
274  
44  
415  
1515  
15

TOTALS

RPI 1-25

RPI 26-50

W-L RECORDS

RPI 51-100

RPI 101-150

RPI 150+

9- 1 0- 1

3- 0

OVERALL

2- 0

2- 0

2- 0

4- 0 0- 0

2- 0

HOME

1- 0

1- 0

0- 0

3- 0 0- 0

0- 0

AWAY

1- 0

1- 0

1- 0

2- 1 0- 1

1- 0

NEUTRAL

0- 0

0- 0

1- 0

9- 1 0- 1

3- 0

NON-CONFERENCE

2- 0

2- 0

2- 0

4- 0 0- 0

2- 0

HOME

1- 0

1- 0

0- 0

3- 0 0- 0

0- 0

AWAY

1- 0

1- 0

1- 0

2- 1 0- 1

1- 0

NEUTRAL

0- 0

0- 0

1- 0

0- 0 0- 0

0- 0

CONFERENCE

0- 0

0- 0

0- 0

0- 0 0- 0

0- 0

HOME

0- 0

0- 0

0- 0

0- 0 0- 0

0- 0

AWAY

0- 0

0- 0

0- 0

0- 0 0- 0

0- 0

NEUTRAL

0- 0

0- 0

0- 0

RPI 1-25 Team's RPI: 4

RPI 26-50

RPI 51-100

RPI 101+

RPI	S	Opponent	Score
3	N	Mississippi St.	46 67

RPI	S	Opponent	Score
28	H	South Dakota St.	55 41
44	H	Marquette	63 55
48	N	Arizona St.	61 48

RPI	S	Opponent	Score
63	H	Chattanooga	60 30
79	A	Dayton	75 64

RPI	S	Opponent	Score
103	H	Bradley	72 40
139	A	Wisconsin	67 34
162	N	Columbia	61 43
298	A	Loyola Chicago	76 39

LAST 12 Division I GAMES:

3	N	Mississippi St.	46	67	103	H	Bradley	72	40
48	N	Arizona St.	61	48	298	A	Loyola Chicago	76	39
162	N	Columbia	61	43	79	A	Dayton	75	64
28	H	South Dakota St.	55	41	44	H	Marquette	63	55
139	A	Wisconsin	67	34					
63	H	Chattanooga	60	30					

Green Bay

Green Bay

Non-Div I Games:

Green Bay

■ Loss, 
 ■ Non-Conf, 
 ■ S Site, 
 ■ Home 
 ■ Away 
 N Neutral

Average RPI Win: 182

Average RPI Loss: 72

WON-LOST  
RECORDWINNING  
PCT. RANKLAST 10  
GAMESSTRENGTH OF  
SCHEDULEOPP. STRENGTH  
OF SCHEDULETEAM  
RPIADJ.  
RPICONF.  
RPIADJ CONF.  
RPIDIV. I ONLY  
DIV. I NON-CONF.2- 6  
2- 6264  
2642- 6  
2- 631  
3163  
63113  
113113  
11332  
3232  
32

TOTALS

RPI 1-25

RPI 26-50

W-L RECORDS

RPI 51-100

RPI 101-150

RPI 150+

2- 6 0- 2  
0- 1 0- 1  
1- 4 0- 1  
1- 1 0- 00- 0  
0- 0  
0- 0  
0- 0OVERALL  
HOME  
AWAY  
NEUTRAL1- 2  
0- 0  
1- 1  
0- 10- 2  
0- 0  
0- 2  
0- 01- 0  
0- 0  
0- 0  
1- 02- 6 0- 2  
0- 1 0- 1  
1- 4 0- 1  
1- 1 0- 00- 0  
0- 0  
0- 0  
0- 0NON-CONFERENCE  
HOME  
AWAY  
NEUTRAL1- 2  
0- 0  
1- 1  
0- 10- 2  
0- 0  
0- 2  
0- 01- 0  
0- 0  
0- 0  
1- 00- 0 0- 0  
0- 0 0- 0  
0- 0 0- 0  
0- 0 0- 00- 0  
0- 0  
0- 0  
0- 0CONFERENCE  
HOME  
AWAY  
NEUTRAL0- 0  
0- 0  
0- 0  
0- 00- 0  
0- 0  
0- 0  
0- 00- 0  
0- 0  
0- 0  
0- 0

RPI 1-25

RPI 26-50

RPI 51-100

RPI 101+

Team's RPI: 113

RPI	S	Opponent	Score
10	A	Oregon	45 87
24	H	Quinnipiac	58 64

RPI	S	Opponent	Score
-----	---	----------	-------

RPI	S	Opponent	Score
62	A	Elon	59 82
71	A	North Carolina	70 66
94	N	Brown	66 73

RPI	S	Opponent	Score
117	A	Virginia	62 66
122	A	Temple	56 65
293	N	San Jose St.	81 73

LAST 12 Division I GAMES:

62	A	Elon	59	82
71	A	North Carolina	70	66

122	A	Temple	56	65
24	H	Quinnipiac	58	64
10	A	Oregon	45	87
293	N	San Jose St.	81	73
94	N	Brown	66	73
117	A	Virginia	62	66

Hampton

Hampton

Non-Div I Games:

Hampton

Average RPI Win: 269

Average RPI Loss: 53

WON-LOST  
RECORDWINNING  
PCT. RANKLAST 10  
GAMESSTRENGTH OF  
SCHEDULEOPP. STRENGTH  
OF SCHEDULETEAM  
RPIADJ.  
RPICONF.  
RPIADJ CONF.  
RPIDIV. I ONLY  
DIV. I NON-CONF.6- 4  
6- 4117  
1176- 4  
6- 4197  
197143  
143154  
154154  
15424  
2424  
24

TOTALS

RPI 1-25

RPI 26-50

W-L RECORDS

RPI 51-100

RPI 101-150

RPI 150+

6- 4 0- 1  
3- 2 0- 1  
1- 2 0- 0  
2- 0 0- 00- 1  
0- 0  
0- 0  
0- 0OVERALL  
HOME  
AWAY  
NEUTRAL0- 1  
0- 0  
0- 0  
0- 00- 1  
0- 1  
0- 0  
0- 06- 0  
3- 0  
1- 0  
2- 06- 4 0- 1  
3- 2 0- 1  
1- 2 0- 0  
2- 0 0- 00- 1  
0- 0  
0- 1  
0- 0NON-CONFERENCE  
HOME  
AWAY  
NEUTRAL0- 1  
0- 0  
0- 1  
0- 00- 1  
0- 1  
0- 0  
0- 06- 0  
3- 0  
1- 0  
2- 00- 0 0- 0  
0- 0 0- 0  
0- 0 0- 0  
0- 0 0- 00- 0  
0- 0  
0- 0  
0- 0CONFERENCE  
HOME  
AWAY  
NEUTRAL0- 0  
0- 0  
0- 0  
0- 00- 0  
0- 0  
0- 0  
0- 00- 0  
0- 0  
0- 0  
0- 0

RPI 1-25

RPI S Opponent Score  
5 H Villanova 53 71

RPI 26-50

RPI S Opponent Score  
26 A Syracuse 63 75

RPI 51-100

RPI S Opponent Score  
71 A North Carolina 70 90

RPI 101+

Team's RPI: 154

RPI S Opponent Score  
109 H Delaware 63 72  
223 H Hofstra 60 49  
227 H Central Conn. St. 68 52  
241 N Alabama A&M 56 47  
275 H Niagara 83 65  
299 A Bryant 59 47  
347 N Charleston So. 62 43

LAST 12 Division I GAMES:

299 A Bryant 59 47  
227 H Central Conn. St. 68 52  
275 H Niagara 83 65  
71 A North Carolina 70 90241 N Alabama A&M 56 47  
347 N Charleston So. 62 43  
26 A Syracuse 63 75  
223 H Hofstra 60 49  
109 H Delaware 63 72  
5 H Villanova 53 71H  
a  
r  
t  
f  
o  
r  
dH  
a  
r  
t  
f  
o  
r  
d

Non-Div I Games:

Hartford

Loss, Non-Conf, S Site, H Home A Away N Neutral

Average RPI	Win: 201	WON-LOST RECORD	WINNING PCT. RANK	LAST 10 GAMES	STRENGTH OF SCHEDULE	OPP. STRENGTH OF SCHEDULE	TEAM RPI	ADJ. RPI	CONF. RPI	ADJ CONF. RPI
Average RPI	Loss: 99									
DIV. I ONLY		5- 4	140	5- 4	172	104	114	114	9	9
DIV. I NON-CONF.		5- 4	140	5- 4	172	104	114	114	9	9
-----										
TOTALS	RPI 1-25		RPI 26-50		W-L RECORDS	RPI 51-100	RPI 101-150		RPI 150+	
5- 4	0- 0		0- 0		OVERALL	1- 2	0- 2		4- 0	
3- 0	0- 0		0- 0		HOME	1- 0	0- 0		2- 0	
1- 3	0- 0		0- 0		AWAY	0- 1	0- 2		1- 0	
1- 1	0- 0		0- 0		NEUTRAL	0- 1	0- 0		1- 0	
5- 4	0- 0		0- 0		NON-CONFERENCE	1- 2	0- 2		4- 0	
3- 0	0- 0		0- 0		HOME	1- 0	0- 0		2- 0	
1- 3	0- 0		0- 0		AWAY	0- 1	0- 2		1- 0	
1- 1	0- 0		0- 0		NEUTRAL	0- 1	0- 0		1- 0	
0- 0	0- 0		0- 0		CONFERENCE	0- 0	0- 0		0- 0	
0- 0	0- 0		0- 0		HOME	0- 0	0- 0		0- 0	
0- 0	0- 0		0- 0		AWAY	0- 0	0- 0		0- 0	
0- 0	0- 0		0- 0		NEUTRAL	0- 0	0- 0		0- 0	

RPI 1-25				RPI 26-50				RPI 51-100				RPI 101+ Team's RPI: 114			
RPI	S	Opponent	Score	RPI	S	Opponent	Score	RPI	S	Opponent	Score	RPI	S	Opponent	Score
								76	A	Maine	51 76	117	A	Virginia	48 50
								79	N	Dayton	66 72	122	A	Temple	64 86
								97	H	Siena	75 67	195	H	Boston U.	80 70
												206	H	Sacred Heart	70 62
												222	A	Northeastern	79 69
												286	N	N. C. A&T	64 60
-----															
LAST 12 Division I GAMES:															
222	A	Northeastern	79 69	97	H	Siena	75 67	76	A	Maine	51 76				
122	A	Temple	64 86	79	N	Dayton	66 72								
286	N	N. C. A&T	64 60												
117	A	Virginia	48 50												
195	H	Boston U.	80 70												
206	H	Sacred Heart	70 62												

Non-Div I Games:

Harvard

Average RPI	Win:	215	WON-LOST	WINNING	LAST 10	STRENGTH OF	OPP. STRENGTH	TEAM	ADJ.	CONF.	ADJ CONF.
Average RPI	Loss:	128	RECORD	PCT. RANK	GAMES	SCHEDULE	OF SCHEDULE	RPI	RPI	RPI	RPI
DIV. I ONLY		6- 4		117	6- 4	196	223	181	181	23	23
DIV. I NON-CONF.		6- 4		117	6- 4	196	223	181	181	23	23
-----											
TOTALS	RPI 1-25		RPI 26-50		W-L RECORDS	RPI 51-100		RPI 101-150		RPI 150+	
6- 4	0- 0		0- 1		OVERALL	0- 2		2- 0		4- 1	
4- 3	0- 0		0- 1		HOME	0- 2		2- 0		2- 0	
2- 1	0- 0		0- 0		AWAY	0- 0		0- 0		2- 1	
0- 0	0- 0		0- 0		NEUTRAL	0- 0		0- 0		0- 0	
6- 4	0- 0		0- 1		NON-CONFERENCE	0- 2		2- 0		4- 1	
4- 3	0- 0		0- 1		HOME	0- 2		2- 0		2- 0	
2- 1	0- 0		0- 0		AWAY	0- 0		0- 0		2- 1	
0- 0	0- 0		0- 0		NEUTRAL	0- 0		0- 0		0- 0	
0- 0	0- 0		0- 0		CONFERENCE	0- 0		0- 0		0- 0	
0- 0	0- 0		0- 0		HOME	0- 0		0- 0		0- 0	
0- 0	0- 0		0- 0		AWAY	0- 0		0- 0		0- 0	
0- 0	0- 0		0- 0		NEUTRAL	0- 0		0- 0		0- 0	

RPI 1-25				RPI 26-50				RPI 51-100				RPI 101+				Team's RPI: 181
RPI	S	Opponent	Score	RPI	S	Opponent	Score	RPI	S	Opponent	Score	RPI	S	Opponent	Score	
				31	H	Southern Cal i forn i a	60 71	67	H	Purdue	67 79	124	H	Montana St.	81 75	
								88	H	Idaho St.	62 64	147	H	San Diego	64 63	
												168	A	Seattle U	73 58	
												191	H	Marist	70 63	
												317	A	Arizona	65 60	
												327	A	Portland	47 76	
												342	H	Northern Ariz.	84 68	
-----																
LAST 12 Division I GAMES:																
				31	H	Southern Cal i forn i a	60 71	317	A	Arizona	65 60					
				67	H	Purdue	67 79	88	H	Idaho St.	62 64					
				191	H	Marist	70 63	124	H	Montana St.	81 75					
				147	H	San Diego	64 63	327	A	Portland	47 76					
				342	H	Northern Ariz.	84 68									
				168	A	Seattle U	73 58									

Non-Div I Games:

Hawai i

Average RPI	Win:	213	WON-LOST	WINNING	LAST 10	STRENGTH OF	OPP. STRENGTH	TEAM	ADJ.	CONF.	ADJ CONF.
Average RPI	Loss:	106	RECORD	PCT. RANK	GAMES	SCHEDULE	OF SCHEDULE	RPI	RPI	RPI	RPI

DIV. I ONLY	2- 4	232	2- 4	40	252	101	101	29	29
DIV. I NON-CONF.	2- 4	232	2- 4	40	252	101	101	29	29
TOTALS	RPI 1-25	RPI 26-50	W-L RECORDS	RPI 51-100	RPI 101-150	RPI 150+			
2- 4	0- 0	0- 1	OVERALL	0- 1	1- 1	1- 1			
0- 1	0- 0	0- 0	HOME	0- 0	0- 0	0- 1			
2- 3	0- 0	0- 0	AWAY	0- 0	1- 1	1- 0			
0- 0	0- 0	0- 0	NEUTRAL	0- 0	0- 0	0- 0			
2- 4	0- 0	0- 1	NON-CONFERENCE	0- 1	1- 1	1- 1			
0- 1	0- 0	0- 0	HOME	0- 0	0- 0	0- 1			
2- 3	0- 0	0- 1	AWAY	0- 1	1- 1	1- 0			
0- 0	0- 0	0- 0	NEUTRAL	0- 0	0- 0	0- 0			
0- 0	0- 0	0- 0	CONFERENCE	0- 0	0- 0	0- 0			
0- 0	0- 0	0- 0	HOME	0- 0	0- 0	0- 0			
0- 0	0- 0	0- 0	AWAY	0- 0	0- 0	0- 0			
0- 0	0- 0	0- 0	NEUTRAL	0- 0	0- 0	0- 0			

RPI 1-25	RPI 26-50	RPI 51-100	RPI 101+	Team's RPI: 101
RPI S Opponent Score	RPI S Opponent Score	RPI S Opponent Score	RPI S Opponent Score	
	45 A Virginia Tech 63 86	56 A Duke 50 77	146 A Ohio 61 64	
			149 A Stetson 69 64	
			177 H UAB 61 77	
			276 A Norfolk St. 59 56	
LAST 12 Division I GAMES:				
	146 A Ohio 61 64	45 A Virginia Tech 63 86		
		177 H UAB 61 77		
		276 A Norfolk St. 59 56		
		149 A Stetson 69 64		
		56 A Duke 50 77		

Non-Div I Games: N. C. Wesleyan 111 54 Barton 82 69

High Point

Average RPI Win:	240	WON-LOST	WINNING	LAST 10	STRENGTH OF	OPP. STRENGTH	TEAM	ADJ.	CONF.	ADJ CONF.
Average RPI Loss:	150	RECORD	PCT. RANK	GAMES	SCHEDULE	OF SCHEDULE	RPI	RPI	RPI	RPI

DIV. I ONLY	5- 5	158	5- 5	289	181	223	223	10	10
DIV. I NON-CONF.	5- 5	158	5- 5	289	181	223	223	10	10
-----									
TOTALS	RPI 1-25	RPI 26-50	W-L RECORDS	RPI 51-100	RPI 101-150	RPI 150+			
5- 5	0- 0	0- 0	OVERALL	1- 1	0- 1	4- 3			
2- 2	0- 0	0- 0	HOME	0- 1	0- 0	2- 1			
2- 3	0- 0	0- 0	AWAY	0- 0	0- 1	2- 2			
1- 0	0- 0	0- 0	NEUTRAL	1- 0	0- 0	0- 0			
5- 5	0- 0	0- 0	NON-CONFERENCE	1- 1	0- 1	4- 3			
2- 2	0- 0	0- 0	HOME	0- 1	0- 0	2- 1			
2- 3	0- 0	0- 0	AWAY	0- 0	0- 1	2- 2			
1- 0	0- 0	0- 0	NEUTRAL	1- 0	0- 0	0- 0			
0- 0	0- 0	0- 0	CONFERENCE	0- 0	0- 0	0- 0			
0- 0	0- 0	0- 0	HOME	0- 0	0- 0	0- 0			
0- 0	0- 0	0- 0	AWAY	0- 0	0- 0	0- 0			
0- 0	0- 0	0- 0	NEUTRAL	0- 0	0- 0	0- 0			

RPI 1-25	RPI 26-50	RPI 51-100	RPI 101+	Team's RPI: 223
RPI S Opponent Score	RPI S Opponent Score	RPI S Opponent Score	RPI S Opponent Score	
		90 N Wake Forest 69 66	142 A UNLV 52 68	
		97 H Si ena 60 70	154 A Hartford 49 60	
			162 A Col umbi a 53 75	
			197 H Stony Brook 49 73	
			206 A Sacred Heart 86 81	
			258 H Holy Cross 69 63	
			307 A Iona 68 43	
			337 H UMBC 71 55	
LAST 12 Division I GAMES:				
162 A Col umbi a 53 75	142 A UNLV 52 68			
307 A Iona 68 43	258 H Holy Cross 69 63			
97 H Si ena 60 70	154 A Hartford 49 60			
206 A Sacred Heart 86 81	197 H Stony Brook 49 73			
90 N Wake Forest 69 66	337 H UMBC 71 55			

Non-Div I Games:

Hofstra

Average RPI Win:	317	WON-LOST	WINNING	LAST 10	STRENGTH OF	OPP. STRENGTH	TEAM	ADJ.	CONF.	ADJ CONF.
Average RPI Loss:	147	RECORD	PCT. RANK	GAMES	SCHEDULE	OF SCHEDULE	RPI	RPI	RPI	RPI
DIV. I ONLY	5- 5	158	5- 5	321	293	258	258	16	16	
DIV. I NON-CONF.	5- 5	158	5- 5	321	293	258	258	16	16	
-----										
TOTALS	RPI 1-25	RPI 26-50	W-L RECORDS	RPI 51-100	RPI 101-150	RPI 150+				
5- 5	0- 0	0- 0	OVERALL	0- 2	0- 0	5- 3				
2- 2	0- 0	0- 0	HOME	0- 1	0- 0	2- 1				
3- 3	0- 0	0- 0	AWAY	0- 1	0- 0	3- 2				
0- 0	0- 0	0- 0	NEUTRAL	0- 0	0- 0	0- 0				
5- 5	0- 0	0- 0	NON-CONFERENCE	0- 2	0- 0	5- 3				
2- 2	0- 0	0- 0	HOME	0- 1	0- 0	2- 1				
3- 3	0- 0	0- 0	AWAY	0- 1	0- 0	3- 2				
0- 0	0- 0	0- 0	NEUTRAL	0- 0	0- 0	0- 0				
0- 0	0- 0	0- 0	CONFERENCE	0- 0	0- 0	0- 0				
0- 0	0- 0	0- 0	HOME	0- 0	0- 0	0- 0				
0- 0	0- 0	0- 0	AWAY	0- 0	0- 0	0- 0				
0- 0	0- 0	0- 0	NEUTRAL	0- 0	0- 0	0- 0				

RPI 1-25				RPI 26-50				RPI 51-100				RPI 101+ Team's RPI: 258			
RPI	S	Opponent	Score	RPI	S	Opponent	Score	RPI	S	Opponent	Score	RPI	S	Opponent	Score
								73	H	Albany (NY)	56 65	156	H	Boston College	61 70
								94	A	Brown	78 82	191	A	Marist	74 85
												223	A	Hofstra	63 69
												297	A	Rider	83 56
												299	H	Bryant	59 57
												315	A	Rhode Island	69 63
												332	H	Vermont	64 53
												340	A	UMass Lowell	84 56
-----															
LAST 12 Division I GAMES:															
332	H	Vermont	64 53	315	A	Rhode Island	69 63								
156	H	Boston College	61 70	297	A	Rider	83 56								
73	H	Albany (NY)	56 65	191	A	Marist	74 85								
94	A	Brown	78 82	340	A	UMass Lowell	84 56								
299	H	Bryant	59 57												
223	A	Hofstra	63 69												

Non-Div I Games:

Holy Cross



H  
o  
u  
s  
t  
o  
n

Houston				Through Games Of Dec. 17, 2017											
Average RPI	Win:	175	WON-LOST	WINNING	LAST 10	STRENGTH OF	OPP. STRENGTH	TEAM	ADJ.	CONF.	ADJ CONF.				
Average RPI	Loss:	62	RECORD	PCT. RANK	GAMES	SCHEDULE	OF SCHEDULE	RPI	RPI	RPI	RPI				
DIV. I ONLY	8- 3	69	8- 2	63	115	27	27	7	7						
DIV. I NON-CONF.	8- 3	69	8- 3	63	115	27	27	7	7						
-----															
TOTALS		RPI 1-25		RPI 26-50		W-L RECORDS		RPI 51-100		RPI 101-150		RPI 150+			
8- 3		0- 2		0- 0		OVERALL		1- 0		3- 0		4- 1			
2- 0		0- 0		0- 0		HOME		0- 0		1- 0		1- 0			
3- 3		0- 2		0- 0		AWAY		0- 0		2- 0		1- 1			
3- 0		0- 0		0- 0		NEUTRAL		1- 0		0- 0		2- 0			
8- 3		0- 2		0- 0		NON-CONFERENCE		1- 0		3- 0		4- 1			
2- 0		0- 0		0- 0		HOME		0- 0		1- 0		1- 0			
3- 3		0- 2		0- 0		AWAY		0- 0		2- 0		1- 1			
3- 0		0- 0		0- 0		NEUTRAL		1- 0		0- 0		2- 0			
0- 0		0- 0		0- 0		CONFERENCE		0- 0		0- 0		0- 0			
0- 0		0- 0		0- 0		HOME		0- 0		0- 0		0- 0			
0- 0		0- 0		0- 0		AWAY		0- 0		0- 0		0- 0			
0- 0		0- 0		0- 0		NEUTRAL		0- 0		0- 0		0- 0			
-----															
RPI 1-25				RPI 26-50		Team's RPI: 27		RPI 51-100		RPI 101+					
RPI	S	Opponent	Score	RPI	S	Opponent	Score	RPI	S	Opponent	Score	RPI	S	Opponent	Score
8	A	Rutgers	57 75					87	N	Milwaukee	74 59	118	A	UT Arlington	62 58
22	A	Texas A&M	65 83									129	H	ETSU	88 69

H  
o  
u  
s  
t  
o  
n

Non-Div I Games:

Houston

Average RPI Win: 0 WON-LOST WINNING LAST 10 STRENGTH OF OPP. STRENGTH TEAM ADJ. CONF. ADJ CONF.  
Average RPI Loss: 143 RECORD PCT. RANK GAMES SCHEDULE OF SCHEDULE RPI RPI RPI RPI

DIV. I ONLY	0- 4	331	0- 4	7	347	240	240	27	27
DIV. I NON-CONF.	0- 4	331	0- 4	7	347	240	240	27	27
TOTALS	RPI 1-25	RPI 26-50	W-L RECORDS	RPI 51-100	RPI 101-150	RPI 150+			
0- 4	0- 0	0- 1	OVERALL	0- 0	0- 1	0- 2			
0- 0	0- 0	0- 0	HOME	0- 0	0- 0	0- 0			
0- 4	0- 0	0- 1	AWAY	0- 0	0- 1	0- 2			
0- 0	0- 0	0- 0	NEUTRAL	0- 0	0- 0	0- 0			
0- 4	0- 0	0- 1	NON-CONFERENCE	0- 0	0- 1	0- 2			
0- 0	0- 0	0- 0	HOME	0- 0	0- 0	0- 0			
0- 4	0- 0	0- 1	AWAY	0- 0	0- 1	0- 2			
0- 0	0- 0	0- 0	NEUTRAL	0- 0	0- 0	0- 0			
0- 0	0- 0	0- 0	CONFERENCE	0- 0	0- 0	0- 0			
0- 0	0- 0	0- 0	HOME	0- 0	0- 0	0- 0			
0- 0	0- 0	0- 0	AWAY	0- 0	0- 0	0- 0			
0- 0	0- 0	0- 0	NEUTRAL	0- 0	0- 0	0- 0			

RPI 1-25				RPI 26-50				RPI 51-100				RPI 101+ Team's RPI: 240			
RPI	S	Opponent	Score	RPI	S	Opponent	Score	RPI	S	Opponent	Score	RPI	S	Opponent	Score
				40	A	South Fla.	43 90					130	A	UTEP	62 69
												176	A	Ri ce	45 67
												226	A	Oral Roberts	56 78
LAST 12 Division I GAMES:															
								130	A	UTEP	62 69				
								226	A	Oral Roberts	56 78				
								176	A	Ri ce	45 67				
								40	A	South Fla.	43 90				

Non-Div I Games: LeTourneau 88 43 Paul Quinn 74 54 Jarvis Christian 78 30 Huston-Tillotson 76 72 Houston Baptist

Average RPI	Win:	270	WON-LOST	WINNING	LAST 10	STRENGTH OF	OPP. STRENGTH	TEAM	ADJ.	CONF.	ADJ CONF.
Average RPI	Loss:	164	RECORD	PCT. RANK	GAMES	SCHEDULE	OF SCHEDULE	RPI	RPI	RPI	RPI
DIV. I ONLY		3- 6		232	3- 6	183	311	261	261	32	32
DIV. I NON-CONF.		3- 6		232	3- 6	183	311	261	261	32	32
-----											
TOTALS	RPI 1-25		RPI 26-50		W-L RECORDS	RPI 51-100		RPI 101-150		RPI 150+	
3- 6	0- 0		0- 1		OVERALL	0- 2		0- 0		3- 3	
3- 1	0- 0		0- 0		HOME	0- 1		0- 0		3- 0	
0- 5	0- 0		0- 0		AWAY	0- 0		0- 0		0- 1	
0- 0	0- 0		0- 0		NEUTRAL	0- 0		0- 0		0- 0	
3- 6	0- 0		0- 1		NON-CONFERENCE	0- 2		0- 0		3- 3	
3- 1	0- 0		0- 0		HOME	0- 1		0- 0		3- 0	
0- 5	0- 0		0- 1		AWAY	0- 1		0- 0		0- 3	
0- 0	0- 0		0- 0		NEUTRAL	0- 0		0- 0		0- 0	
0- 0	0- 0		0- 0		CONFERENCE	0- 0		0- 0		0- 0	
0- 0	0- 0		0- 0		HOME	0- 0		0- 0		0- 0	
0- 0	0- 0		0- 0		AWAY	0- 0		0- 0		0- 0	
0- 0	0- 0		0- 0		NEUTRAL	0- 0		0- 0		0- 0	

RPI	S	Opponent	Score	RPI	S	Opponent	Score	RPI	S	Opponent	Score	RPI	S	Opponent	Score
				42	A	Maryland	49 111	97	A	Siena	61 72	182	A	Georgetown	41 93
								100	H	William & Mary	71 83	210	H	Fairleigh Dickinson	68 65
												233	A	Cincinnati	53 87
												268	H	St. Francis Brooklyn	72 69
												331	H	FIU	69 62
												332	A	Vermont	65 88
-----															
Team's RPI: 261															
LAST 12 Division I GAMES:															
				233	A	Cincinnati	53 87	332	A	Vermont	65 88				
				268	H	St. Francis Brooklyn	72 69	182	A	Georgetown	41 93				
				331	H	FIU	69 62	100	H	William & Mary	71 83				
				210	H	Fairleigh Dickinson	68 65								
				97	A	Siena	61 72								
				42	A	Maryland	49 111								

Non-Div I Games:

Howard

I  
U  
P  
U  
I

I  
U  
P  
U  
I

I UPU I

Average RPI Win:	234	WON-LOST	WINNING	LAST 10	STRENGTH OF	OPP. STRENGTH	TEAM	ADJ.	CONF.	ADJ CONF.
Average RPI Loss:	124	RECORD	PCT. RANK	GAMES	SCHEDULE	OF SCHEDULE	RPI	RPI	RPI	RPI
DIV. I ONLY	3- 6	232	3- 6	174	124	217	217	18	18	
DIV. I NON-CONF.	3- 6	232	3- 6	174	124	217	217	18	18	
-----										
TOTALS	RPI 1-25	RPI 26-50	W-L RECORDS	RPI 51-100	RPI 101-150	RPI 150+				
3- 6	0- 1	0- 0	OVERALL	0- 1	0- 2	3- 2				
1- 3	0- 0	0- 0	HOME	0- 0	0- 2	1- 1				
2- 2	0- 0	0- 0	AWAY	0- 0	0- 0	2- 0				
0- 1	0- 0	0- 0	NEUTRAL	0- 1	0- 0	0- 0				
3- 6	0- 1	0- 0	NON-CONFERENCE	0- 1	0- 2	3- 2				
1- 3	0- 0	0- 0	HOME	0- 0	0- 2	1- 1				
2- 2	0- 1	0- 0	AWAY	0- 0	0- 0	2- 1				
0- 1	0- 0	0- 0	NEUTRAL	0- 1	0- 0	0- 0				
0- 0	0- 0	0- 0	CONFERENCE	0- 0	0- 0	0- 0				
0- 0	0- 0	0- 0	HOME	0- 0	0- 0	0- 0				
0- 0	0- 0	0- 0	AWAY	0- 0	0- 0	0- 0				
0- 0	0- 0	0- 0	NEUTRAL	0- 0	0- 0	0- 0				

RPI 1-25				RPI 26-50				RPI 51-100				RPI 101+				Team's RPI: 217
RPI	S	Opponent	Score	RPI	S	Opponent	Score	RPI	S	Opponent	Score	RPI	S	Opponent	Score	
7	A	Ohio St.	56 99					70	N	TCU	76 86	116	H	Washington	69 81	
												140	H	Wyoming	64 70	
												153	A	Colorado St.	83 69	
												168	H	Seattle U	60 68	
												215	A	CSUN	80 75	
												244	A	Abilene Christian	72 82	
												333	H	Cal St. Fullerton	80 60	
-----																
LAST 12 Division I GAMES:																
168	H	Seattle U	60 68	140	H	Wyoming	64 70	333	H	Cal St. Fullerton	80 60	116	H	Washington	69 81	
7	A	Ohio St.	56 99	70	N	TCU	76 86	215	A	CSUN	80 75	244	A	Abilene Christian	72 82	
153	A	Colorado St.	83 69													

Non-Div I Games:

Idaho

Average RPI Win: 228

Average RPI Loss: 123

WON-LOST  
RECORDWINNING  
PCT. RANKLAST 10  
GAMESSTRENGTH OF  
SCHEDULEOPP. STRENGTH  
OF SCHEDULETEAM  
RPIADJ.  
RPICONF.  
RPIADJ CONF.  
RPIDIV. I ONLY  
DIV. I NON-CONF.6- 3  
6- 389  
896- 3  
6- 3243  
243194  
19488  
8888  
8818  
1818  
18

TOTALS

RPI 1-25

RPI 26-50

W-L RECORDS

RPI 51-100

RPI 101-150

RPI 150+

6- 3

0- 0

0- 0

OVERALL

0- 1

1- 1

5- 1

1- 0

0- 0

0- 0

HOME

0- 0

0- 0

1- 0

5- 3

0- 0

0- 0

AWAY

0- 0

1- 0

4- 0

0- 0

0- 0

0- 0

NEUTRAL

0- 0

0- 0

0- 0

6- 3

0- 0

0- 0

NON-CONFERENCE

0- 1

1- 1

5- 1

1- 0

0- 0

0- 0

HOME

0- 0

0- 0

1- 0

5- 3

0- 0

0- 0

AWAY

0- 1

1- 1

4- 1

0- 0

0- 0

0- 0

NEUTRAL

0- 0

0- 0

0- 0

0- 0

0- 0

0- 0

CONFERENCE

0- 0

0- 0

0- 0

0- 0

0- 0

0- 0

HOME

0- 0

0- 0

0- 0

0- 0

0- 0

0- 0

AWAY

0- 0

0- 0

0- 0

0- 0

0- 0

0- 0

NEUTRAL

0- 0

0- 0

0- 0

RPI 1-25

RPI 26-50

RPI 51-100 Team's RPI: 88

RPI 101+

RPI S Opponent Score

RPI S Opponent Score

RPI S Opponent Score

RPI S Opponent Score

60 A Washington St. 55 72

116 A Washington 79 59

140 A Wyoming 53 61

168 A Seattle U 74 69

169 A Pepperdine 74 80

181 A Hawaii 64 62

234 A UC Irvine 78 72

334 A Utah Valley 70 58

336 H Utah St. 64 44

LAST 12 Division I GAMES:

334	A	Utah Valley	70	58	336	H	Utah St.	64	44
181	A	Hawaii	64	62	169	A	Pepperdine	74	80
140	A	Wyoming	53	61	234	A	UC Irvine	78	72
60	A	Washington St.	55	72	116	A	Washington	79	59
					168	A	Seattle U	74	69

Non-Div I Games:

Col. of Idaho

89 32

Idaho St.

Average RPI Win:	298	WON-LOST	WINNING	LAST 10	STRENGTH OF	OPP. STRENGTH	TEAM	ADJ.	CONF.	ADJ CONF.
Average RPI Loss:	222	RECORD	PCT. RANK	GAMES	SCHEDULE	OF SCHEDULE	RPI	RPI	RPI	RPI
DIV. I ONLY	4- 3	137	4- 3	346	296	323	323	15	15	
DIV. I NON-CONF.	4- 3	137	4- 3	346	296	323	323	15	15	
-----										
TOTALS	RPI 1-25	RPI 26-50	W-L RECORDS	RPI 51-100	RPI 101-150	RPI 150+				
4- 3	0- 0	0- 0	OVERALL	0- 0	0- 1	4- 2				
3- 2	0- 0	0- 0	HOME	0- 0	0- 0	3- 2				
1- 1	0- 0	0- 0	AWAY	0- 0	0- 1	1- 0				
0- 0	0- 0	0- 0	NEUTRAL	0- 0	0- 0	0- 0				
4- 3	0- 0	0- 0	NON-CONFERENCE	0- 0	0- 1	4- 2				
3- 2	0- 0	0- 0	HOME	0- 0	0- 0	3- 2				
1- 1	0- 0	0- 0	AWAY	0- 0	0- 1	1- 0				
0- 0	0- 0	0- 0	NEUTRAL	0- 0	0- 0	0- 0				
0- 0	0- 0	0- 0	CONFERENCE	0- 0	0- 0	0- 0				
0- 0	0- 0	0- 0	HOME	0- 0	0- 0	0- 0				
0- 0	0- 0	0- 0	AWAY	0- 0	0- 0	0- 0				
0- 0	0- 0	0- 0	NEUTRAL	0- 0	0- 0	0- 0				

RPI 1-25				RPI 26-50				RPI 51-100				RPI 101+				Team's RPI: 323
RPI	S	Opponent	Score	RPI	S	Opponent	Score	RPI	S	Opponent	Score	RPI	S	Opponent	Score	
												103	A	Bradley	48	58
												248	H	Santa Clara	36	45
												282	A	Fort Wayne	67	51
												287	H	Eastern Mich.	73	70
												294	H	Indiana St.	55	46
												316	H	Jackson St.	63	76
												329	H	Evansville	96	77
-----																
LAST 12 Division I GAMES:																
				287	H	Eastern Mich.	73	70				329	H	Evansville	96	77
				103	A	Bradley	48	58								
				294	H	Indiana St.	55	46								
				248	H	Santa Clara	36	45								
				282	A	Fort Wayne	67	51								
				316	H	Jackson St.	63	76								

Non-Div I Games: Bethel (IN) 66 46 Ind.-Northwest 74 56

# Ilinois

I  
l  
l  
i  
n  
o  
i  
s

Illinois



Average RPI Win:	288	WON-LOST	WINNING	LAST 10	STRENGTH OF	OPP. STRENGTH	TEAM	ADJ.	CONF.	ADJ CONF.
Average RPI Loss:	111	RECORD	PCT. RANK	GAMES	SCHEDULE	OF SCHEDULE	RPI	RPI	RPI	RPI
DIV. I ONLY	4- 5	195	4- 5	272	200	278	278	26	26	
DIV. I NON-CONF.	4- 5	195	4- 5	272	200	278	278	26	26	
TOTALS	RPI 1-25	RPI 26-50	W-L RECORDS	RPI 51-100	RPI 101-150	RPI 150+				
4- 5	0- 0	0- 1	OVERALL	0- 1	0- 1	4- 2				
4- 2	0- 0	0- 1	HOME	0- 0	0- 0	4- 1				
0- 3	0- 0	0- 0	AWAY	0- 0	0- 0	0- 0				
0- 0	0- 0	0- 0	NEUTRAL	0- 0	0- 0	0- 0				
4- 5	0- 0	0- 1	NON-CONFERENCE	0- 1	0- 1	4- 2				
4- 2	0- 0	0- 1	HOME	0- 0	0- 0	4- 1				
0- 3	0- 0	0- 0	AWAY	0- 1	0- 1	0- 1				
0- 0	0- 0	0- 0	NEUTRAL	0- 0	0- 0	0- 0				
0- 0	0- 0	0- 0	CONFERENCE	0- 0	0- 0	0- 0				
0- 0	0- 0	0- 0	HOME	0- 0	0- 0	0- 0				
0- 0	0- 0	0- 0	AWAY	0- 0	0- 0	0- 0				
0- 0	0- 0	0- 0	NEUTRAL	0- 0	0- 0	0- 0				

RPI S Opponent Score	RPI S Opponent Score	RPI S Opponent Score	RPI S Opponent Score
	43 H Butler 45 56	87 A Milwaukee 59 61	Team's RPI: 278
			106 A George Mason 37 56
			157 H Cleveland St. 47 56
			163 A Oakland 43 64
			219 H SIUE 62 47
			287 H Eastern Mi ch. 65 56
			301 H UMKC 64 53
			346 H Northern Ky. 49 37
LAST 12 Division I GAMES:			
106 A George Mason 37 56	157 H Cleveland St. 47 56	287 H Eastern Mi ch. 65 56	
346 H Northern Ky. 49 37	87 A Milwaukee 59 61	43 H Butler 45 56	
163 A Oakland 43 64	219 H SIUE 62 47	301 H UMKC 64 53	

Non-Div I Games:

Illinois St.

Average RPI Win:	0	WON-LOST	WINNING	LAST 10	STRENGTH OF	OPP. STRENGTH	TEAM	ADJ.	CONF.	ADJ CONF.
Average RPI Loss:	144	RECORD	PCT. RANK	GAMES	SCHEDULE	OF SCHEDULE	RPI	RPI	RPI	RPI
DIV. I ONLY	0- 8	331	0- 8	21	335	263	263	27	27	
DIV. I NON-CONF.	0- 8	331	0- 8	21	335	263	263	27	27	
-----										
TOTALS	RPI 1-25	RPI 26-50	W-L RECORDS	RPI 51-100	RPI 101-150	RPI 150+				
0- 8	0- 0	0- 1	OVERALL	0- 1	0- 2	0- 4				
0- 3	0- 0	0- 0	HOME	0- 0	0- 1	0- 2				
0- 5	0- 0	0- 0	AWAY	0- 0	0- 0	0- 0				
0- 0	0- 0	0- 0	NEUTRAL	0- 0	0- 0	0- 0				
0- 8	0- 0	0- 1	NON-CONFERENCE	0- 1	0- 2	0- 4				
0- 3	0- 0	0- 0	HOME	0- 0	0- 1	0- 2				
0- 5	0- 0	0- 1	AWAY	0- 1	0- 1	0- 2				
0- 0	0- 0	0- 0	NEUTRAL	0- 0	0- 0	0- 0				
0- 0	0- 0	0- 0	CONFERENCE	0- 0	0- 0	0- 0				
0- 0	0- 0	0- 0	HOME	0- 0	0- 0	0- 0				
0- 0	0- 0	0- 0	AWAY	0- 0	0- 0	0- 0				
0- 0	0- 0	0- 0	NEUTRAL	0- 0	0- 0	0- 0				

RPI 1-25				RPI 26-50				RPI 51-100				RPI 101+ Team's RPI: 263			
RPI	S	Opponent	Score	RPI	S	Opponent	Score	RPI	S	Opponent	Score	RPI	S	Opponent	Score
				35	A	Utah	31 90	61	A	Oklahoma St.	35 86	118	A	UT Arlington	48 61
												138	H	Texas St.	33 74
												170	A	Weber St.	55 79
												176	A	Rice	43 60
												189	H	South Dakota	51 81
												262	H	Massachusetts	45 64
LAST 12 Division I GAMES:															
176	A	Rice	43 60	170	A	Weber St.	55 79								
189	H	South Dakota	51 81	35	A	Utah	31 90								
262	H	Massachusetts	45 64	138	H	Texas St.	33 74								
				118	A	UT Arlington	48 61								
				61	A	Oklahoma St.	35 86								

Non-Div I Games: Mary Hardin-Baylor 76 58

Incarnate Word

Average RPI Loss: 56

DIV. I ONLY	6- 5	148	5- 5	34	98	84	84	3	3
DIV. I NON-CONF.	6- 5	148	6- 5	34	98	84	84	3	3
TOTALS	RPI 1-25	RPI 26-50	W-L RECORDS	RPI 51-100	RPI 101-150	RPI 150+			
6- 5	0- 2	1- 0	OVERALL	0- 2	2- 1	3- 0			
4- 3	0- 1	1- 0	HOME	0- 1	2- 1	1- 0			
1- 1	0- 0	0- 0	AWAY	0- 1	0- 0	1- 0			
1- 1	0- 1	0- 0	NEUTRAL	0- 0	0- 0	1- 0			
6- 5	0- 2	1- 0	NON-CONFERENCE	0- 2	2- 1	3- 0			
4- 3	0- 1	1- 0	HOME	0- 1	2- 1	1- 0			
1- 1	0- 0	0- 0	AWAY	0- 1	0- 0	1- 0			
1- 1	0- 1	0- 0	NEUTRAL	0- 0	0- 0	1- 0			
0- 0	0- 0	0- 0	CONFERENCE	0- 0	0- 0	0- 0			
0- 0	0- 0	0- 0	HOME	0- 0	0- 0	0- 0			
0- 0	0- 0	0- 0	AWAY	0- 0	0- 0	0- 0			
0- 0	0- 0	0- 0	NEUTRAL	0- 0	0- 0	0- 0			

RPI 1-25				RPI 26-50				RPI 51-100				RPI 101+			
RPI	S	Opponent	Score	RPI	S	Opponent	Score	RPI	S	Opponent	Score	RPI	S	Opponent	Score
6	H	Louisville	59 72	34	H	Western Ky.	73 71	63	H	Chattanooga	61 64	105	H	Arkansas St.	93 51
16	N	Missouri	55 75					66	A	Saint Mary's (CA)	82 88	119	H	North Texas	68 63
												127	H	Auburn	53 65
												177	N	UAB	71 63
												272	H	Southern U.	64 49
												346	A	Northern Ky.	67 56
LAST 12 Division I GAMES:															
346	A	Northern Ky.	67 56	16	N	Missouri	55 75								
119	H	North Texas	68 63	63	H	Chattanooga	61 64								
127	H	Auburn	53 65	34	H	Western Ky.	73 71								
6	H	Louisville	59 72	272	H	Southern U.	64 49								
66	A	Saint Mary's (CA)	82 88	105	H	Arkansas St.	93 51								
177	N	UAB	71 63												

Indiana

Average RPI Win: 308

Average RPI Loss: 176

WON-LOST  
RECORDWINNING  
PCT. RANKLAST 10  
GAMESSTRENGTH OF  
SCHEDULEOPP. STRENGTH  
OF SCHEDULETEAM  
RPIADJ.  
RPICONF.  
RPIADJ CONF.  
RPIDIV. I ONLY  
DIV. I NON-CONF.1- 7  
1- 7307  
3071- 7  
1- 7134  
134333  
333294  
294294  
29426  
2626  
26

TOTALS

RPI 1-25

RPI 26-50

W-L RECORDS

RPI 51-100

RPI 101-150

RPI 150+

1- 7

0- 0

0- 0

OVERALL

0- 1

0- 2

1- 4

0- 3

0- 0

0- 0

HOME

0- 1

0- 0

0- 2

0- 3

0- 0

0- 0

AWAY

0- 0

0- 2

0- 1

1- 1

0- 0

0- 0

NEUTRAL

0- 0

0- 0

1- 1

1- 7

0- 0

0- 0

NON-CONFERENCE

0- 1

0- 2

1- 4

0- 3

0- 0

0- 0

HOME

0- 1

0- 0

0- 2

0- 3

0- 0

0- 0

AWAY

0- 0

0- 2

0- 1

1- 1

0- 0

0- 0

NEUTRAL

0- 0

0- 0

1- 1

0- 0

0- 0

0- 0

CONFERENCE

0- 0

0- 0

0- 0

0- 0

0- 0

0- 0

HOME

0- 0

0- 0

0- 0

0- 0

0- 0

0- 0

AWAY

0- 0

0- 0

0- 0

0- 0

0- 0

0- 0

NEUTRAL

0- 0

0- 0

0- 0

RPI 1-25

RPI 26-50

RPI 51-100

RPI 101+

Team's RPI: 294

RPI S Opponent Score

RPI S Opponent Score

RPI S Opponent Score

RPI S Opponent Score

77 H Central Mich. 67 77

112 A IUPUI 57 86

132 A Illinois 52 81

179 H Saint Louis 59 60

189 N South Dakota 59 71

218 H Fla. Atlantic 58 66

308 N Montana 57 45

323 A Ill. -Chicago 46 55

LAST 12 Division I GAMES:

323 A Ill. -Chicago 46 55

189 N South Dakota 59 71

308 N Montana 57 45

218 H Fla. Atlantic 58 66

112 A IUPUI 57 86

179 H Saint Louis 59 60

77 H Central Mich. 67 77

132 A Illinois 52 81

Indiana St.

Average RPI Win:	0	WON-LOST	WINNING	LAST 10	STRENGTH OF	OPP. STRENGTH	TEAM	ADJ.	CONF.	ADJ CONF.
Average RPI Loss:	164	RECORD	PCT. RANK	GAMES	SCHEDULE	OF SCHEDULE	RPI	RPI	RPI	RPI
DIV. I ONLY	0- 10	331	0- 10	97	320	307	307	22	22	
DIV. I NON-CONF.	0- 10	331	0- 10	97	320	307	307	22	22	
-----										
TOTALS	RPI 1-25	RPI 26-50	W-L RECORDS	RPI 51-100	RPI 101-150	RPI 150+				
0- 10	0- 0	0- 1	OVERALL	0- 2	0- 2	0- 5				
0- 4	0- 0	0- 1	HOME	0- 0	0- 1	0- 2				
0- 6	0- 0	0- 0	AWAY	0- 2	0- 1	0- 3				
0- 0	0- 0	0- 0	NEUTRAL	0- 0	0- 0	0- 0				
0- 10	0- 0	0- 1	NON-CONFERENCE	0- 2	0- 2	0- 5				
0- 4	0- 0	0- 1	HOME	0- 0	0- 1	0- 2				
0- 6	0- 0	0- 0	AWAY	0- 2	0- 1	0- 3				
0- 0	0- 0	0- 0	NEUTRAL	0- 0	0- 0	0- 0				
0- 0	0- 0	0- 0	CONFERENCE	0- 0	0- 0	0- 0				
0- 0	0- 0	0- 0	HOME	0- 0	0- 0	0- 0				
0- 0	0- 0	0- 0	AWAY	0- 0	0- 0	0- 0				
0- 0	0- 0	0- 0	NEUTRAL	0- 0	0- 0	0- 0				

RPI 1-25				RPI 26-50				RPI 51-100				RPI 101+				Team's RPI: 307	
RPI	S	Opponent	Score	RPI	S	Opponent	Score	RPI	S	Opponent	Score	RPI	S	Opponent	Score		
				46	H	Tol edo	57 74	69	A	Fordham	48 78	102	A	Jacksonvi l l e	62 71		
								89	A	Duquesne	59 80	122	H	Templ e	54 59		
												197	A	Stony Brook	46 63		
												207	H	Bucknel l	53 60		
												223	H	Hofstra	43 68		
												268	A	St. Franci s Brookl yn	63 72		
												317	A	Ari zona	58 71		
LAST 12 Division I GAMES:																	
				89	A	Duquesne	59 80	268	A	St. Franci s Brookl yn	63 72						
				122	H	Templ e	54 59	197	A	Stony Brook	46 63						
				102	A	Jacksonvi l l e	62 71	69	A	Fordham	48 78						
				317	A	Ari zona	58 71	223	H	Hofstra	43 68						
								207	H	Bucknel l	53 60						
								46	H	Tol edo	57 74						

Non-Div I Games:

Iona

Average RPI Win:	138	WON-LOST	WINNING	LAST 10	STRENGTH OF	OPP. STRENGTH	TEAM	ADJ.	CONF.	ADJ CONF.
Average RPI Loss:	9	RECORD	PCT. RANK	GAMES	SCHEDULE	OF SCHEDULE	RPI	RPI	RPI	RPI
DIV. I ONLY	11- 1	9	9- 1	89	42	21	21	3	3	
DIV. I NON-CONF.	11- 1	9	11- 1	89	42	21	21	3	3	
-----										
TOTALS	RPI 1-25	RPI 26-50	W-L RECORDS	RPI 51-100	RPI 101-150	RPI 150+				
11- 1	1- 1	1- 0	OVERALL	2- 0	2- 0	5- 0				
6- 1	1- 1	1- 0	HOME	1- 0	1- 0	2- 0				
2- 0	0- 0	0- 0	AWAY	0- 0	1- 0	1- 0				
3- 0	0- 0	0- 0	NEUTRAL	1- 0	0- 0	2- 0				
11- 1	1- 1	1- 0	NON-CONFERENCE	2- 0	2- 0	5- 0				
6- 1	1- 1	1- 0	HOME	1- 0	1- 0	2- 0				
2- 0	0- 0	0- 0	AWAY	0- 0	1- 0	1- 0				
3- 0	0- 0	0- 0	NEUTRAL	1- 0	0- 0	2- 0				
0- 0	0- 0	0- 0	CONFERENCE	0- 0	0- 0	0- 0				
0- 0	0- 0	0- 0	HOME	0- 0	0- 0	0- 0				
0- 0	0- 0	0- 0	AWAY	0- 0	0- 0	0- 0				
0- 0	0- 0	0- 0	NEUTRAL	0- 0	0- 0	0- 0				

RPI	S	Opponent	Score	RPI	S	Opponent	Score	RPI	S	Opponent	Score	RPI	S	Opponent	Score
9	H	Florida St.	93 94	34	H	Western Ky.	104 97	62	N	Elon	74 61	110	H	Samford	80 59
24	H	Quinnipiac	83 67					85	H	Western Mich.	79 56	150	A	UNI	71 47
												155	H	Northern Ill.	105 80
												160	N	Charlotte	77 64
												225	N	Morgan St.	90 46
												247	A	Iowa St.	61 55
												264	H	Ark.-Pine Bluff	85 45
-----															
LAST 12 Division I GAMES:															
150	A	UNI	71 47	247	A	Iowa St.	61 55	110	H	Samford	80 59	9	H	Florida St.	93 94
264	H	Ark.-Pine Bluff	85 45	160	N	Charlotte	77 64	62	N	Elon	74 61	34	H	Western Ky.	104 97
85	H	Western Mich.	79 56	225	N	Morgan St.	90 46	24	H	Quinnipiac	83 67				
155	H	Northern Ill.	105 80												

Non-Div I Games:

Iowa

Average RPI Win: 237

Average RPI Loss: 113

WON-LOST  
RECORDWINNING  
PCT. RANKLAST 10  
GAMESSTRENGTH OF  
SCHEDULEOPP. STRENGTH  
OF SCHEDULETEAM  
RPIADJ.  
RPICONF.  
RPIADJ CONF.  
RPIDIV. I ONLY  
DIV. I NON-CONF.5- 5  
5- 5158  
1585- 5  
5- 5307  
30760  
60247  
247247  
2475  
55  
5

TOTALS

RPI 1-25

RPI 26-50

W-L RECORDS

RPI 51-100

RPI 101-150

RPI 150+

5- 5

0- 1

0- 0

OVERALL

0- 1

1- 2

4- 1

4- 1

0- 1

0- 0

HOME

0- 0

0- 0

4- 0

0- 3

0- 0

0- 0

AWAY

0- 0

0- 2

0- 1

1- 1

0- 0

0- 0

NEUTRAL

0- 1

1- 0

0- 0

5- 5

0- 1

0- 0

NON-CONFERENCE

0- 1

1- 2

4- 1

4- 1

0- 1

0- 0

HOME

0- 0

0- 0

4- 0

0- 3

0- 0

0- 0

AWAY

0- 0

0- 2

0- 1

1- 1

0- 0

0- 0

NEUTRAL

0- 1

1- 0

0- 0

0- 0

0- 0

0- 0

CONFERENCE

0- 0

0- 0

0- 0

0- 0

0- 0

0- 0

HOME

0- 0

0- 0

0- 0

0- 0

0- 0

0- 0

AWAY

0- 0

0- 0

0- 0

0- 0

0- 0

0- 0

NEUTRAL

0- 0

0- 0

0- 0

RPI 1-25

RPI 26-50

RPI 51-100

RPI 101+

Team's RPI: 247

RPI	S	Opponent	Score
21	H	Iowa	55 61

RPI	S	Opponent	Score
77	N	Central Mich.	60 81

RPI	S	Opponent	Score
77	N	Central Mich.	60 81

RPI	S	Opponent	Score
131	N	Tulane	67 64
144	A	Vanderbilt	74 77
150	A	UNI	53 57
172	A	Drake	80 83
189	H	South Dakota	81 76
221	H	UC Riverside	89 66
301	H	UMKC	61 45
345	H	N.C. Central	99 58

LAST 12 Division I GAMES:

221	H	UC Riverside	89 66
345	H	N.C. Central	99 58
150	A	UNI	53 57
189	H	South Dakota	81 76

21	H	Iowa	55 61
144	A	Vanderbilt	74 77
172	A	Drake	80 83
77	N	Central Mich.	60 81
131	N	Tulane	67 64
301	H	UMKC	61 45

Non-Div I Games:

Iowa St.

Loss, 
 Non-Conf, S Site, 
 H Home
A Away 
 N Neutral

Average RPI Win: 327

Average RPI Loss: 251

WON-LOST  
RECORDWINNING  
PCT. RANKLAST 10  
GAMESSTRENGTH OF  
SCHEDULEOPP. STRENGTH  
OF SCHEDULETEAM  
RPIADJ.  
RPICONF.  
RPIADJ CONF.  
RPIDIV. I ONLY  
DIV. I NON-CONF.2- 2  
2- 2158  
1582- 2  
2- 2347  
347287  
287316  
316316  
31631  
3131  
31

TOTALS

RPI 1-25

RPI 26-50

W-L RECORDS

RPI 51-100

RPI 101-150

RPI 150+

2- 2

0- 0

0- 0

OVERALL

0- 0

0- 0

2- 2

0- 1

0- 0

0- 0

HOME

0- 0

0- 0

0- 1

2- 1

0- 0

0- 0

AWAY

0- 0

0- 0

2- 0

0- 0

0- 0

0- 0

NEUTRAL

0- 0

0- 0

0- 0

2- 2

0- 0

0- 0

NON-CONFERENCE

0- 0

0- 0

2- 2

0- 1

0- 0

0- 0

HOME

0- 0

0- 0

0- 1

2- 1

0- 0

0- 0

AWAY

0- 0

0- 0

2- 1

0- 0

0- 0

0- 0

NEUTRAL

0- 0

0- 0

0- 0

0- 0

0- 0

0- 0

CONFERENCE

0- 0

0- 0

0- 0

0- 0

0- 0

0- 0

HOME

0- 0

0- 0

0- 0

0- 0

0- 0

0- 0

AWAY

0- 0

0- 0

0- 0

0- 0

0- 0

0- 0

NEUTRAL

0- 0

0- 0

0- 0

RPI 1-25

RPI 26-50

RPI 51-100

RPI 101+

Team's RPI: 316

RPI S Opponent Score

RPI S Opponent Score

RPI S Opponent Score

RPI S Opponent Score

249 A Sam Houston St. 68 74

253 H Nicholls St. 64 90

323 A Ill. -Chicago 76 63

330 A Chicago St. 87 69

LAST 12 Division I GAMES:

249 A Sam Houston St. 68 74

253 H Nicholls St. 64 90

330 A Chicago St. 87 69

323 A Ill. -Chicago 76 63

Non-Div I Games:

Mississippi

79 41

LSU-Shreveport

85

86

Spring Hill

77 50

Jackson St.



Average RPI Win:	238	WON-LOST	WINNING	LAST 10	STRENGTH OF	OPP. STRENGTH	TEAM	ADJ.	CONF.	ADJ CONF.
Average RPI Loss:	93	RECORD	PCT. RANK	GAMES	SCHEDULE	OF SCHEDULE	RPI	RPI	RPI	RPI
DIV. I ONLY	5- 4	140	5- 3	190	224	102	102	19	19	
DIV. I NON-CONF.	5- 4	140	5- 4	190	224	102	102	19	19	
-----										
TOTALS	RPI 1-25	RPI 26-50	W-L RECORDS	RPI 51-100	RPI 101-150	RPI 150+				
5- 4	0- 0	0- 1	OVERALL	1- 1	0- 1	4- 1				
2- 0	0- 0	0- 0	HOME	0- 0	0- 0	2- 0				
3- 4	0- 0	0- 1	AWAY	1- 1	0- 1	2- 1				
0- 0	0- 0	0- 0	NEUTRAL	0- 0	0- 0	0- 0				
5- 4	0- 0	0- 1	NON-CONFERENCE	1- 1	0- 1	4- 1				
2- 0	0- 0	0- 0	HOME	0- 0	0- 0	2- 0				
3- 4	0- 0	0- 1	AWAY	1- 1	0- 1	2- 1				
0- 0	0- 0	0- 0	NEUTRAL	0- 0	0- 0	0- 0				
0- 0	0- 0	0- 0	CONFERENCE	0- 0	0- 0	0- 0				
0- 0	0- 0	0- 0	HOME	0- 0	0- 0	0- 0				
0- 0	0- 0	0- 0	AWAY	0- 0	0- 0	0- 0				
0- 0	0- 0	0- 0	NEUTRAL	0- 0	0- 0	0- 0				

RPI 1-25				RPI 26-50				RPI 51-100				RPI 101+				Team's RPI: 102	
RPI	S	Opponent	Score	RPI	S	Opponent	Score	RPI	S	Opponent	Score	RPI	S	Opponent	Score		
				32	A	NC State	44 64	72	A	Al abama	60 75	108	A	Troy	88 89		
								83	A	South Al a.	60 58	159	A	Fl ori da	59 69		
												208	H	Monmouth	74 65		
												253	A	Ni chol l s St.	69 61		
												307	H	I ona	71 62		
												341	A	Bethune-Cookman	68 58		
LAST 12 Division I GAMES:																	
				72	A	Al abama	60 75	341	A	Bethune-Cookman	68 58						
				307	H	I ona	71 62	83	A	South Al a.	60 58						
				32	A	NC State	44 64	108	A	Troy	88 89						
								159	A	Fl ori da	59 69						
								208	H	Monmouth	74 65						
								253	A	Ni chol l s St.	69 61						

Non-Div I Games: Flagler 79 52 Webber Int'l 64 43

Jacksonville

Average RPI	Win: 259	WON-LOST	WINNING	LAST 10	STRENGTH OF	OPP. STRENGTH	TEAM	ADJ.	CONF.	ADJ CONF.
Average RPI	Loss: 68	RECORD	PCT. RANK	GAMES	SCHEDULE	OF SCHEDULE	RPI	RPI	RPI	RPI
DIV. I ONLY	4- 4	158	4- 4	76	230	104	104	25	25	
DIV. I NON-CONF.	4- 4	158	4- 4	76	230	104	104	25	25	
-----										
TOTALS	RPI 1-25	RPI 26-50	W-L RECORDS	RPI 51-100	RPI 101-150	RPI 150+				
4- 4	0- 1	0- 0	OVERALL	0- 3	0- 0	4- 0				
2- 1	0- 1	0- 0	HOME	0- 0	0- 0	2- 0				
1- 3	0- 0	0- 0	AWAY	0- 2	0- 0	1- 0				
1- 0	0- 0	0- 0	NEUTRAL	0- 0	0- 0	1- 0				
4- 4	0- 1	0- 0	NON-CONFERENCE	0- 3	0- 0	4- 0				
2- 1	0- 1	0- 0	HOME	0- 0	0- 0	2- 0				
1- 3	0- 0	0- 0	AWAY	0- 3	0- 0	1- 0				
1- 0	0- 0	0- 0	NEUTRAL	0- 0	0- 0	1- 0				
0- 0	0- 0	0- 0	CONFERENCE	0- 0	0- 0	0- 0				
0- 0	0- 0	0- 0	HOME	0- 0	0- 0	0- 0				
0- 0	0- 0	0- 0	AWAY	0- 0	0- 0	0- 0				
0- 0	0- 0	0- 0	NEUTRAL	0- 0	0- 0	0- 0				

RPI 1-25				RPI 26-50				RPI 51-100				RPI 101+				Team's RPI: 104
RPI	S	Opponent	Score	RPI	S	Opponent	Score	RPI	S	Opponent	Score	RPI	S	Opponent	Score	
9	H	Florida St.	51 75					80	A	Seton Hall I	54 73	239	A	New Orleans	59 54	
								86	A	Miami (OH)	55 58	241	H	Alabama A&M	49 33	
								95	A	Clemson	45 53	242	N	East Carolina	82 73	
												315	H	Rhode Island	63 53	
-----																
LAST 12 Division I GAMES:																
95	A	Clemson	45 53	239	A	New Orleans	59 54	80	A	Seton Hall I	54 73					
241	H	Alabama A&M	49 33	242	N	East Carolina	82 73									
86	A	Miami (OH)	55 58	315	H	Rhode Island	63 53									
				9	H	Florida St.	51 75									

Non-Div I Games: Stillman 93 38 Brewton-Parker 103 44

Jacksonville St.

Average RPI	Win: 287	WON-LOST	WINNING	LAST 10	STRENGTH OF	OPP. STRENGTH	TEAM	ADJ.	CONF.	ADJ CONF.
Average RPI	Loss: 47	RECORD	PCT. RANK	GAMES	SCHEDULE	OF SCHEDULE	RPI	RPI	RPI	RPI
DIV. I ONLY	3- 7	247	3- 7	47	40	158	158	10	10	
DIV. I NON-CONF.	3- 7	247	3- 7	47	40	158	158	10	10	
-----										
TOTALS	RPI 1-25	RPI 26-50	W-L RECORDS	RPI 51-100	RPI 101-150	RPI 150+				
3- 7	0- 5	0- 0	OVERALL	0- 1	0- 0	3- 1				
2- 3	0- 2	0- 0	HOME	0- 0	0- 0	2- 1				
1- 3	0- 2	0- 0	AWAY	0- 1	0- 0	1- 0				
0- 1	0- 1	0- 0	NEUTRAL	0- 0	0- 0	0- 0				
3- 7	0- 5	0- 0	NON-CONFERENCE	0- 1	0- 0	3- 1				
2- 3	0- 2	0- 0	HOME	0- 0	0- 0	2- 1				
1- 3	0- 2	0- 0	AWAY	0- 1	0- 0	1- 0				
0- 1	0- 1	0- 0	NEUTRAL	0- 0	0- 0	0- 0				
0- 0	0- 0	0- 0	CONFERENCE	0- 0	0- 0	0- 0				
0- 0	0- 0	0- 0	HOME	0- 0	0- 0	0- 0				
0- 0	0- 0	0- 0	AWAY	0- 0	0- 0	0- 0				
0- 0	0- 0	0- 0	NEUTRAL	0- 0	0- 0	0- 0				

RPI 1-25				RPI 26-50				RPI 51-100				RPI 101+ Team's RPI: 158			
RPI	S	Opponent	Score	RPI	S	Opponent	Score	RPI	S	Opponent	Score	RPI	S	Opponent	Score
5	N	Villanova	57 60					79	A	Dayton	54 82	185	H	Saint Joseph's	66 73
8	H	Rutgers	63 76									237	H	Liberty	58 47
9	H	Florida St.	63 79									291	H	Wagner	68 45
18	A	Tennessee	60 89									332	A	Vermont	68 56
23	A	St. John's (NY)	64 81												
LAST 12 Division I GAMES:															
23	A	St. John's (NY)	64 81	79	A	Dayton	54 82	18	A	Tennessee	60 89				
237	H	Liberty	58 47					291	H	Wagner	68 45				
9	H	Florida St.	63 79					8	H	Rutgers	63 76				
332	A	Vermont	68 56												
5	N	Villanova	57 60												
185	H	Saint Joseph's	66 73												

Non-Div I Games:

James Madison

Average RPI	Win:	162	WON-LOST	WINNING	LAST 10	STRENGTH OF	OPP. STRENGTH	TEAM	ADJ.	CONF.	ADJ CONF.
Average RPI	Loss:	92	RECORD	PCT. RANK	GAMES	SCHEDULE	OF SCHEDULE	RPI	RPI	RPI	RPI
DIV. I ONLY		8- 1		22	8- 1	110	118	53	53	5	5
DIV. I NON-CONF.		8- 1		22	8- 1	110	118	53	53	5	5
-----											
TOTALS	RPI 1-25		RPI 26-50		W-L RECORDS	RPI 51-100		RPI 101-150		RPI 150+	
8- 1	0- 0		0- 0		OVERALL	2- 1		2- 0		4- 0	
8- 1	0- 0		0- 0		HOME	2- 1		2- 0		4- 0	
0- 0	0- 0		0- 0		AWAY	0- 0		0- 0		0- 0	
0- 0	0- 0		0- 0		NEUTRAL	0- 0		0- 0		0- 0	
8- 1	0- 0		0- 0		NON-CONFERENCE	2- 1		2- 0		4- 0	
8- 1	0- 0		0- 0		HOME	2- 1		2- 0		4- 0	
0- 0	0- 0		0- 0		AWAY	0- 0		0- 0		0- 0	
0- 0	0- 0		0- 0		NEUTRAL	0- 0		0- 0		0- 0	
0- 0	0- 0		0- 0		CONFERENCE	0- 0		0- 0		0- 0	
0- 0	0- 0		0- 0		HOME	0- 0		0- 0		0- 0	
0- 0	0- 0		0- 0		AWAY	0- 0		0- 0		0- 0	
0- 0	0- 0		0- 0		NEUTRAL	0- 0		0- 0		0- 0	

RPI 1-25				RPI 26-50				RPI 51-100				RPI 101+			
RPI	S	Opponent	Score	RPI	S	Opponent	Score	RPI	S	Opponent	Score	RPI	S	Opponent	Score
								57	H	Arkansas	71 60	115	H	Southeast Mo. St.	51 50
								74	H	Yal e	81 75	148	H	Texas Southern	72 37
								92	H	Nebraska	49 66	165	H	Campbel l	66 48
												176	H	Ri ce	73 65
												260	H	Del aware St.	81 49
												301	H	UMKC	63 48
-----															
LAST 12 Division I GAMES:															
301	H	UMKC	63 48	115	H	Southeast Mo. St.	51 50	92	H	Nebraska	49 66	57	H	Arkansas	71 60
176	H	Ri ce	73 65												
260	H	Del aware St.	81 49												
74	H	Yal e	81 75												
148	H	Texas Southern	72 37												
165	H	Campbel l	66 48												

Non-Div I Games:

Kansas

Average RPI	Win:	173	WON-LOST	WINNING	LAST 10	STRENGTH OF	OPP. STRENGTH	TEAM	ADJ.	CONF.	ADJ CONF.
Average RPI	Loss:	18	RECORD	PCT. RANK	GAMES	SCHEDULE	OF SCHEDULE	RPI	RPI	RPI	RPI
DIV. I ONLY		7- 2		51	7- 2	25	207	19	19	5	5
DIV. I NON-CONF.		7- 2		51	7- 2	25	207	19	19	5	5
-----											
TOTALS	RPI 1-25		RPI 26-50		W-L RECORDS	RPI 51-100		RPI 101-150		RPI 150+	
7- 2	0- 2		0- 0		OVERALL	1- 0		2- 0		4- 0	
5- 0	0- 0		0- 0		HOME	0- 0		1- 0		4- 0	
1- 1	0- 1		0- 0		AWAY	0- 0		1- 0		0- 0	
1- 1	0- 1		0- 0		NEUTRAL	1- 0		0- 0		0- 0	
7- 2	0- 2		0- 0		NON-CONFERENCE	1- 0		2- 0		4- 0	
5- 0	0- 0		0- 0		HOME	0- 0		1- 0		4- 0	
1- 1	0- 1		0- 0		AWAY	0- 0		1- 0		0- 0	
1- 1	0- 1		0- 0		NEUTRAL	1- 0		0- 0		0- 0	
0- 0	0- 0		0- 0		CONFERENCE	0- 0		0- 0		0- 0	
0- 0	0- 0		0- 0		HOME	0- 0		0- 0		0- 0	
0- 0	0- 0		0- 0		AWAY	0- 0		0- 0		0- 0	
0- 0	0- 0		0- 0		NEUTRAL	0- 0		0- 0		0- 0	

RPI 1-25				Team's RPI: 19				RPI 26-50				RPI 51-100				RPI 101+			
RPI	S	Opponent	Score	RPI	S	Opponent	Score	RPI	S	Opponent	Score	RPI	S	Opponent	Score	RPI	S	Opponent	Score
16	A	Missouri	59 73									65	N	Penn St.	70 65	118	H	UT Arlington	70 56
20	N	UCLA	55 64													119	A	North Texas	55 54
																166	H	Omaha	81 60
																188	H	Little Rock	66 51
																232	H	SFA	74 49
																326	H	Florida A&M	81 57
-----																			
LAST 12 Division I GAMES:																			
326	H	Florida A&M	81 57	188	H	Little Rock	66 51												
166	H	Omaha	81 60	118	H	UT Arlington	70 56												
232	H	SFA	74 49	16	A	Missouri	59 73												
				65	N	Penn St.	70 65												
				20	N	UCLA	55 64												
				119	A	North Texas	55 54												

Non-Div I Games:

Kansas St.

Average RPI	Win: 266	WON-LOST RECORD	WINNING PCT. RANK	LAST 10 GAMES	STRENGTH OF SCHEDULE	OPP. STRENGTH OF SCHEDULE	TEAM RPI	ADJ. RPI	CONF. RPI	ADJ CONF. RPI
Average RPI	Loss: 90									
DIV. I ONLY		3- 7	247	3- 6	138	127	194	194	19	19
DIV. I NON-CONF.		3- 7	247	3- 7	138	127	194	194	19	19
-----										
TOTALS	RPI 1-25		RPI 26-50		W-L RECORDS		RPI 51-100		RPI 101-150	RPI 150+
3- 7	0- 0		0- 3		OVERALL		0- 3		0- 0	3- 1
1- 1	0- 0		0- 0		HOME		0- 0		0- 0	1- 1
2- 4	0- 0		0- 2		AWAY		0- 2		0- 0	2- 0
0- 2	0- 0		0- 1		NEUTRAL		0- 1		0- 0	0- 0
3- 7	0- 0		0- 3		NON-CONFERENCE		0- 3		0- 0	3- 1
1- 1	0- 0		0- 0		HOME		0- 0		0- 0	1- 1
2- 4	0- 0		0- 2		AWAY		0- 2		0- 0	2- 0
0- 2	0- 0		0- 1		NEUTRAL		0- 1		0- 0	0- 0
0- 0	0- 0		0- 0		CONFERENCE		0- 0		0- 0	0- 0
0- 0	0- 0		0- 0		HOME		0- 0		0- 0	0- 0
0- 0	0- 0		0- 0		AWAY		0- 0		0- 0	0- 0
0- 0	0- 0		0- 0		NEUTRAL		0- 0		0- 0	0- 0

RPI 1-25				RPI 26-50				RPI 51-100				RPI 101+ Team's RPI: 194			
RPI	S	Opponent	Score	RPI	S	Opponent	Score	RPI	S	Opponent	Score	RPI	S	Opponent	Score
				33	A	Georgi a Tech	48 86	76	N	Maine	39 75	224	A	Presbyteri an	60 51
				42	N	Maryl and	35 89	91	A	Furman	59 78	242	H	East Caroli na	56 66
				50	A	Ole Mi ss	63 92	95	A	Cl emson	28 41	265	H	Georgi a St.	71 61
												309	A	Ga. Southern	60 58
-----															
LAST 12 Division I GAMES:															
				309	A	Ga. Southern	60 58	76	N	Maine	39 75				
				242	H	East Caroli na	56 66	42	N	Maryl and	35 89				
				265	H	Georgi a St.	71 61	224	A	Presbyteri an	60 51				
				95	A	Cl emson	28 41	91	A	Furman	59 78				
								33	A	Georgi a Tech	48 86				
								50	A	Ole Mi ss	63 92				

Non-Div I Games: Middle Ga. St. 81 65

Kennesaw St.

Average RPI	Win:	294	WON-LOST	WINNING	LAST 10	STRENGTH OF	OPP. STRENGTH	TEAM	ADJ.	CONF.	ADJ CONF.
Average RPI	Loss:	71	RECORD	PCT. RANK	GAMES	SCHEDULE	OF SCHEDULE	RPI	RPI	RPI	RPI
DIV. I ONLY		6- 5		148	5- 5	306	120	213	213	8	8
DIV. I NON-CONF.		6- 5		148	6- 5	306	120	213	213	8	8
-----											
TOTALS	RPI 1-25		RPI 26-50		W-L RECORDS	RPI 51-100		RPI 101-150		RPI 150+	
6- 5	0- 1		0- 2		OVERALL	0- 0		0- 2		6- 0	
1- 1	0- 0		0- 0		HOME	0- 0		0- 1		1- 0	
3- 1	0- 0		0- 0		AWAY	0- 0		0- 0		3- 0	
2- 3	0- 1		0- 1		NEUTRAL	0- 0		0- 1		2- 0	
6- 5	0- 1		0- 2		NON-CONFERENCE	0- 0		0- 2		6- 0	
1- 1	0- 0		0- 0		HOME	0- 0		0- 1		1- 0	
3- 1	0- 0		0- 1		AWAY	0- 0		0- 0		3- 0	
2- 3	0- 1		0- 1		NEUTRAL	0- 0		0- 1		2- 0	
0- 0	0- 0		0- 0		CONFERENCE	0- 0		0- 0		0- 0	
0- 0	0- 0		0- 0		HOME	0- 0		0- 0		0- 0	
0- 0	0- 0		0- 0		AWAY	0- 0		0- 0		0- 0	
0- 0	0- 0		0- 0		NEUTRAL	0- 0		0- 0		0- 0	

RPI 1-25				RPI 26-50				RPI 51-100				RPI 101+ Team's RPI: 213			
RPI	S	Opponent	Score	RPI	S	Opponent	Score	RPI	S	Opponent	Score	RPI	S	Opponent	Score
25	N	Stanford	54 79	29	N	FGCU	62 80					121	N	Gonzaga	57 77
				38	A	Michigan	41 54					143	H	Wright St.	60 72
												238	N	Memphis	70 55
												277	H	Detroit Mercy	82 74
												284	A	Eastern Ky.	65 57
												306	A	Youngstown St.	55 44
												310	N	Southeastern La.	81 60
												346	A	Northern Ky.	59 54
-----															
LAST 12 Division I GAMES:															
38	A	Michigan	41 54	121	N	Gonzaga	57 77								
143	H	Wright St.	60 72	25	N	Stanford	54 79								
284	A	Eastern Ky.	65 57	310	N	Southeastern La.	81 60								
277	H	Detroit Mercy	82 74	29	N	FGCU	62 80								
238	N	Memphis	70 55	306	A	Youngstown St.	55 44								
				346	A	Northern Ky.	59 54								

Non-Div I Games:

Kent St.

Average RPI Win:	223	WON-LOST	WINNING	LAST 10	STRENGTH OF	OPP. STRENGTH	TEAM	ADJ.	CONF.	ADJ CONF.
Average RPI Loss:	50	RECORD	PCT. RANK	GAMES	SCHEDULE	OF SCHEDULE	RPI	RPI	RPI	RPI
DIV. I ONLY	8- 4	89	6- 4	119	107	78	78	1	1	
DIV. I NON-CONF.	8- 4	89	8- 4	119	107	78	78	1	1	
-----										
TOTALS	RPI 1-25	RPI 26-50	W-L RECORDS	RPI 51-100	RPI 101-150	RPI 150+				
8- 4	0- 1	0- 2	OVERALL	2- 0	0- 1	6- 0				
6- 1	0- 1	0- 0	HOME	1- 0	0- 0	5- 0				
2- 3	0- 0	0- 2	AWAY	1- 0	0- 1	1- 0				
0- 0	0- 0	0- 0	NEUTRAL	0- 0	0- 0	0- 0				
8- 4	0- 1	0- 2	NON-CONFERENCE	2- 0	0- 1	6- 0				
6- 1	0- 1	0- 0	HOME	1- 0	0- 0	5- 0				
2- 3	0- 0	0- 2	AWAY	1- 0	0- 1	1- 0				
0- 0	0- 0	0- 0	NEUTRAL	0- 0	0- 0	0- 0				
0- 0	0- 0	0- 0	CONFERENCE	0- 0	0- 0	0- 0				
0- 0	0- 0	0- 0	HOME	0- 0	0- 0	0- 0				
0- 0	0- 0	0- 0	AWAY	0- 0	0- 0	0- 0				
0- 0	0- 0	0- 0	NEUTRAL	0- 0	0- 0	0- 0				

RPI 1-25				RPI 26-50				RPI 51-100				RPI 101+			
RPI	S	Opponent	Score	RPI	S	Opponent	Score	RPI	S	Opponent	Score	RPI	S	Opponent	Score
6	H	Louisville	63 87	29	A	FGCU	64 70	60	A	Washington St.	73 68	134	A	Miami (FL)	54 65
				30	A	Baylor	63 90	93	H	Gardner-Webb	72 34	184	H	Sacramento St.	101 70
												229	H	Morehead St.	86 53
												271	H	Tennessee Tech	82 54
												308	A	Montana	71 54
												313	H	Marshall	69 39
												329	H	Evansville	100 62
-----															
LAST 12 Division I GAMES:															
6	H	Louisville	63 87	313	H	Marshall	69 39	229	H	Morehead St.	86 53	60	A	Washington St.	73 68
134	A	Miami (FL)	54 65	29	A	FGCU	64 70	308	A	Montana	71 54	93	H	Gardner-Webb	72 34
29	A	FGCU	64 70	329	H	Evansville	100 62	184	H	Sacramento St.	101 70				
271	H	Tennessee Tech	82 54												
30	A	Baylor	63 90												

Non-Div I Games:

Kentucky



Average RPI	Win: 304	WON-LOST RECORD	WINNING PCT. RANK	LAST 10 GAMES	STRENGTH OF SCHEDULE	OPP. STRENGTH OF SCHEDULE	TEAM RPI	ADJ. RPI	CONF. RPI	ADJ CONF. RPI
Average RPI	Loss: 145									
DIV. I ONLY		4- 6	213	4- 6	271	273	256	256	28	28
DIV. I NON-CONF.		4- 6	213	4- 6	271	273	256	256	28	28
-----										
TOTALS	RPI 1-25		RPI 26-50		W-L RECORDS		RPI 51-100		RPI 101-150	RPI 150+
4- 6	0- 0		0- 1		OVERALL		0- 1		0- 1	4- 3
2- 2	0- 0		0- 1		HOME		0- 0		0- 0	2- 1
2- 4	0- 0		0- 0		AWAY		0- 0		0- 0	2- 0
0- 0	0- 0		0- 0		NEUTRAL		0- 0		0- 0	0- 0
4- 6	0- 0		0- 1		NON-CONFERENCE		0- 1		0- 1	4- 3
2- 2	0- 0		0- 1		HOME		0- 0		0- 0	2- 1
2- 4	0- 0		0- 0		AWAY		0- 1		0- 1	2- 2
0- 0	0- 0		0- 0		NEUTRAL		0- 0		0- 0	0- 0
0- 0	0- 0		0- 0		CONFERENCE		0- 0		0- 0	0- 0
0- 0	0- 0		0- 0		HOME		0- 0		0- 0	0- 0
0- 0	0- 0		0- 0		AWAY		0- 0		0- 0	0- 0
0- 0	0- 0		0- 0		NEUTRAL		0- 0		0- 0	0- 0

RPI 1-25				RPI 26-50				RPI 51-100				RPI 101+ Team's RPI: 256			
RPI	S	Opponent	Score	RPI	S	Opponent	Score	RPI	S	Opponent	Score	RPI	S	Opponent	Score
				38	H	Michigan	49 86	74	A	Yale	51 62	106	A	George Mason	70 73
												164	A	Army West Point	37 71
												209	H	Manhattan	38 72
												235	H	Lehigh	72 69
												280	A	Lafayette	53 69
												300	H	Saint Peter's	57 46
												337	A	UMBC	66 52
												343	A	NJIT	67 49
-----															
LAST 12 Division I GAMES:															
				209	H	Manhattan	38 72	164	A	Army West Point	37 71				
				235	H	Lehigh	72 69	337	A	UMBC	66 52				
				106	A	George Mason	70 73	300	H	Saint Peter's	57 46				
				38	H	Michigan	49 86	74	A	Yale	51 62				
				343	A	NJIT	67 49								
				280	A	Lafayette	53 69								

Non-Div I Games:

LIU Brooklyn

Average RPI	Win: 215	WON-LOST	WINNING	LAST 10	STRENGTH OF	OPP. STRENGTH	TEAM	ADJ.	CONF.	ADJ CONF.
Average RPI	Loss: 35	RECORD	PCT. RANK	GAMES	SCHEDULE	OF SCHEDULE	RPI	RPI	RPI	RPI
DIV. I ONLY	6- 3	89	6- 3	105	151	68	68	1	1	
DIV. I NON-CONF.	6- 3	89	6- 3	105	151	68	68	1	1	
<hr/>										
TOTALS	RPI 1-25	RPI 26-50	W-L RECORDS	RPI 51-100	RPI 101-150	RPI 150+				
6- 3	0- 1	0- 1	OVERALL	0- 1	1- 0	5- 0				
3- 0	0- 0	0- 0	HOME	0- 0	0- 0	3- 0				
2- 2	0- 0	0- 1	AWAY	0- 1	1- 0	1- 0				
1- 1	0- 1	0- 0	NEUTRAL	0- 0	0- 0	1- 0				
6- 3	0- 1	0- 1	NON-CONFERENCE	0- 1	1- 0	5- 0				
3- 0	0- 0	0- 0	HOME	0- 0	0- 0	3- 0				
2- 2	0- 0	0- 1	AWAY	0- 1	1- 0	1- 0				
1- 1	0- 1	0- 0	NEUTRAL	0- 0	0- 0	1- 0				
0- 0	0- 0	0- 0	CONFERENCE	0- 0	0- 0	0- 0				
0- 0	0- 0	0- 0	HOME	0- 0	0- 0	0- 0				
0- 0	0- 0	0- 0	AWAY	0- 0	0- 0	0- 0				
0- 0	0- 0	0- 0	NEUTRAL	0- 0	0- 0	0- 0				

RPI	S	Opponent	Score	RPI	S	Opponent	Score	RPI	S	Opponent	Score	RPI	S	Opponent	Score
11	N	Texas	66 75	40	A	South Fla.	55 61	55	A	Northern Colo.	50 58	131	A	Tulane	73 50
												179	N	Saint Louis	71 59
												187	H	Louisiana	60 45
												230	A	Texas Tech	48 40
												253	H	Nicholls St.	65 50
												310	H	Southeastern La.	84 56
<hr/>															
Team's RPI: 68															
LAST 12 Division I GAMES:															
230	A	Texas Tech	48 40	187	H	Louisiana	60 45	131	A	Tulane	73 50	40	A	South Fla.	55 61
179	N	Saint Louis	71 59												
11	N	Texas	66 75												
253	H	Nicholls St.	65 50												
55	A	Northern Colo.	50 58												
310	H	Southeastern La.	84 56												

Non-Div I Games:

LSU

L  
a  
s  
a  
l  
l  
e

La Salle		Through Games Of Dec. 17, 2017								
Average RPI Win:	215	WON-LOST RECORD	WINNING PCT. RANK	LAST 10 GAMES	STRENGTH OF SCHEDULE	OPP. STRENGTH OF SCHEDULE	TEAM RPI	ADJ. RPI	CONF. RPI	ADJ CONF. RPI
Average RPI Loss:	141									
DIV. I ONLY		5- 6	190	4- 6	179	231	167	167	11	11
DIV. I NON-CONF.		5- 6	190	5- 6	179	231	167	167	11	11
-----										
TOTALS		RPI 1-25	RPI 26-50	W-L RECORDS	RPI 51-100	RPI 101-150	RPI 150+			
5- 6	0- 0		0- 1	OVERALL	0- 0	1- 4	4- 1			
1- 2	0- 0		0- 0	HOME	0- 0	1- 1	0- 1			
3- 4	0- 0		0- 1	AWAY	0- 0	0- 3	3- 0			
1- 0	0- 0		0- 0	NEUTRAL	0- 0	0- 0	1- 0			
5- 6	0- 0		0- 1	NON-CONFERENCE	0- 0	1- 4	4- 1			
1- 2	0- 0		0- 0	HOME	0- 0	1- 1	0- 1			
3- 4	0- 0		0- 1	AWAY	0- 0	0- 3	3- 0			
1- 0	0- 0		0- 0	NEUTRAL	0- 0	0- 0	1- 0			
0- 0	0- 0		0- 0	CONFERENCE	0- 0	0- 0	0- 0			
0- 0	0- 0		0- 0	HOME	0- 0	0- 0	0- 0			
0- 0	0- 0		0- 0	AWAY	0- 0	0- 0	0- 0			
0- 0	0- 0		0- 0	NEUTRAL	0- 0	0- 0	0- 0			

L  
a  
s  
a  
l  
l  
e

RPI 1-25				RPI 26-50				RPI 51-100				RPI 101+ Team's RPI: 167			
RPI	S	Opponent	Score	RPI	S	Opponent	Score	RPI	S	Opponent	Score	RPI	S	Opponent	Score
				49	A	Drexel	54 79					119	A	North Texas	44 70
												120	A	Ameri can	48 66
												122	H	Temple	52 69
												128	H	Penn	66 59
												139	A	Wi sconsi n	60 71
												172	N	New Hampshi re	59 51
												235	A	Lehi gh	69 61
												260	A	Del aware St.	71 48
												280	A	Lafayette	74 47
												297	H	Ri der	55 76
LAST 12 Division I GAMES:															
235	A	Lehi gh	69 61	260	A	Del aware St.	71 48								
172	N	New Hampshi re	59 51	119	A	North Texas	44 70								
122	H	Temple	52 69	297	H	Ri der	55 76								
49	A	Drexel	54 79	139	A	Wi sconsi n	60 71								
120	A	Ameri can	48 66	128	H	Penn	66 59								
280	A	Lafayette	74 47												

Non-Div I Games:

La Salle

Average RPI	Win:	0	WON-LOST	WINNING	LAST 10	STRENGTH OF	OPP. STRENGTH	TEAM	ADJ.	CONF.	ADJ CONF.
Average RPI	Loss:	211	RECORD	PCT. RANK	GAMES	SCHEDULE	OF SCHEDULE	RPI	RPI	RPI	RPI
DIV. I ONLY		0- 7		331	0- 7	336	284	348	348	21	21
DIV. I NON-CONF.		0- 7		331	0- 7	336	284	348	348	21	21
-----											
TOTALS	RPI 1-25		RPI 26-50		W-L RECORDS	RPI 51-100		RPI 101-150		RPI 150+	
0- 7	0- 0		0- 0		OVERALL	0- 0		0- 1		0- 6	
0- 2	0- 0		0- 0		HOME	0- 0		0- 0		0- 2	
0- 5	0- 0		0- 0		AWAY	0- 0		0- 0		0- 0	
0- 0	0- 0		0- 0		NEUTRAL	0- 0		0- 0		0- 0	
0- 7	0- 0		0- 0		NON-CONFERENCE	0- 0		0- 1		0- 6	
0- 2	0- 0		0- 0		HOME	0- 0		0- 0		0- 2	
0- 5	0- 0		0- 0		AWAY	0- 0		0- 1		0- 4	
0- 0	0- 0		0- 0		NEUTRAL	0- 0		0- 0		0- 0	
0- 0	0- 0		0- 0		CONFERENCE	0- 0		0- 0		0- 0	
0- 0	0- 0		0- 0		HOME	0- 0		0- 0		0- 0	
0- 0	0- 0		0- 0		AWAY	0- 0		0- 0		0- 0	
0- 0	0- 0		0- 0		NEUTRAL	0- 0		0- 0		0- 0	

RPI 1-25				RPI 26-50				RPI 51-100				RPI 101+				Team's RPI: 348
RPI	S	Opponent	Score	RPI	S	Opponent	Score	RPI	S	Opponent	Score	RPI	S	Opponent	Score	
												127	A	Auburn	41	67
												176	A	Ri ce	47	63
												183	A	Loui si ana Tech	49	71
												204	H	Northwestern St.	48	70
												239	H	New Orleans	51	89
												245	A	Grambl ing	52	61
												303	A	McNeese	61	65
-----																
LAST 12 Division I GAMES:																
				245	A	Grambl ing	52	61	239	H	New Orleans	51	89			
									176	A	Ri ce	47	63			
									183	A	Loui si ana Tech	49	71			
									204	H	Northwestern St.	48	70			
									127	A	Auburn	41	67			
									303	A	McNeese	61	65			

Non-Div I Games: Millsaps 73 41 Centenary (LA) 90 53

La. -Monroe

Average RPI Win:	291	WON-LOST	WINNING	LAST 10	STRENGTH OF	OPP. STRENGTH	TEAM	ADJ.	CONF.	ADJ CONF.
Average RPI Loss:	148	RECORD	PCT. RANK	GAMES	SCHEDULE	OF SCHEDULE	RPI	RPI	RPI	RPI
DIV. I ONLY	3- 6	232	3- 6	257	271	280	280	16	16	
DIV. I NON-CONF.	3- 6	232	3- 6	257	271	280	280	16	16	
-----										
TOTALS	RPI 1-25	RPI 26-50	W-L RECORDS	RPI 51-100	RPI 101-150	RPI 150+				
3- 6	0- 0	0- 2	OVERALL	0- 0	0- 1	3- 3				
2- 2	0- 0	0- 1	HOME	0- 0	0- 0	2- 1				
1- 4	0- 0	0- 1	AWAY	0- 0	0- 1	1- 2				
0- 0	0- 0	0- 0	NEUTRAL	0- 0	0- 0	0- 0				
3- 6	0- 0	0- 2	NON-CONFERENCE	0- 0	0- 1	3- 3				
2- 2	0- 0	0- 1	HOME	0- 0	0- 0	2- 1				
1- 4	0- 0	0- 1	AWAY	0- 0	0- 1	1- 2				
0- 0	0- 0	0- 0	NEUTRAL	0- 0	0- 0	0- 0				
0- 0	0- 0	0- 0	CONFERENCE	0- 0	0- 0	0- 0				
0- 0	0- 0	0- 0	HOME	0- 0	0- 0	0- 0				
0- 0	0- 0	0- 0	AWAY	0- 0	0- 0	0- 0				
0- 0	0- 0	0- 0	NEUTRAL	0- 0	0- 0	0- 0				

RPI	S	Opponent	Score	RPI	S	Opponent	Score	RPI	S	Opponent	Score	RPI	S	Opponent	Score
39	H	Princeton	45 53	49	A	Drexel	37 52	128	A	Penn	42 55	167	H	La Salle	47 74
203	A	Robert Morris	42 63	256	H	LIU Brooklyn	69 53	297	H	Rider	60 45	300	A	Saint Peter's	61 64
320	A	Cornell	59 58	256	H	LIU Brooklyn	69 53	320	A	Cornell	59 58				
LAST 12 Division I GAMES:															
203	A	Robert Morris	42 63	297	H	Rider	60 45	128	A	Penn	42 55	300	A	Saint Peter's	61 64
39	H	Princeton	45 53	167	H	La Salle	47 74								
49	A	Drexel	37 52												
320	A	Cornell	59 58												
256	H	LIU Brooklyn	69 53												

Non-Div I Games:

Lafayette

Average RPI Win: 155 WON-LOST RECORD WINNING PCT. RANK LAST 10 GAMES STRENGTH OF SCHEDULE OPP. STRENGTH OF SCHEDULE TEAM RPI ADJ. RPI CONF. RPI ADJ CONF. RPI

DIV. I ONLY	1- 4	284	1- 4	19	164	141	141	27	27
DIV. I NON-CONF.	1- 4	284	1- 4	19	164	141	141	27	27

TOTALS	RPI 1-25	RPI 26-50	W-L RECORDS	RPI 51-100	RPI 101-150	RPI 150+
1- 4	0- 0	0- 1	OVERALL	0- 2	0- 0	1- 1
0- 0	0- 0	0- 0	HOME	0- 0	0- 0	0- 0
0- 3	0- 0	0- 1	AWAY	0- 1	0- 0	0- 1
1- 1	0- 0	0- 0	NEUTRAL	0- 1	0- 0	1- 0
1- 4	0- 0	0- 1	NON-CONFERENCE	0- 2	0- 0	1- 1
0- 0	0- 0	0- 0	HOME	0- 0	0- 0	0- 0
0- 3	0- 0	0- 1	AWAY	0- 1	0- 0	0- 1
1- 1	0- 0	0- 0	NEUTRAL	0- 1	0- 0	1- 0
0- 0	0- 0	0- 0	CONFERENCE	0- 0	0- 0	0- 0
0- 0	0- 0	0- 0	HOME	0- 0	0- 0	0- 0
0- 0	0- 0	0- 0	AWAY	0- 0	0- 0	0- 0
0- 0	0- 0	0- 0	NEUTRAL	0- 0	0- 0	0- 0

RPI 1-25	RPI 26-50	RPI 51-100	RPI 101+ Team's RPI: 141
RPI S Opponent Score	RPI S Opponent Score	RPI S Opponent Score	RPI S Opponent Score
	30 A Baylor 62 121	67 A Purdue 64 79	155 N Northern Ill. 90 80
		81 N North Dakota 70 73	193 A Pacific 75 80
LAST 12 Division I GAMES:			
	81 N North Dakota 70 73	193 A Pacific 75 80	
	67 A Purdue 64 79	155 N Northern Ill. 90 80	
	30 A Baylor 62 121		

Non-Div I Games: Howard Payne 101 37 Schreiner 116 37 Louisiana Col. 93 62 S'western Assemblies 92 49 Lamar University

Average RPI Win:	287	WON-LOST	WINNING	LAST 10	STRENGTH OF	OPP. STRENGTH	TEAM	ADJ.	CONF.	ADJ CONF.
Average RPI Loss:	138	RECORD	PCT. RANK	GAMES	SCHEDULE	OF SCHEDULE	RPI	RPI	RPI	RPI

DIV. I ONLY	5- 5	158	5- 4	302	196	235	235	16	16
DIV. I NON-CONF.	5- 5	158	5- 5	302	196	235	235	16	16
TOTALS	RPI 1-25	RPI 26-50	W-L RECORDS	RPI 51-100	RPI 101-150	RPI 150+			
5- 5	0- 1	0- 0	OVERALL	0- 1	0- 0	5- 3			
3- 1	0- 0	0- 0	HOME	0- 0	0- 0	3- 1			
2- 3	0- 0	0- 0	AWAY	0- 1	0- 0	2- 2			
0- 1	0- 1	0- 0	NEUTRAL	0- 0	0- 0	0- 0			
5- 5	0- 1	0- 0	NON-CONFERENCE	0- 1	0- 0	5- 3			
3- 1	0- 0	0- 0	HOME	0- 0	0- 0	3- 1			
2- 3	0- 0	0- 0	AWAY	0- 1	0- 0	2- 2			
0- 1	0- 1	0- 0	NEUTRAL	0- 0	0- 0	0- 0			
0- 0	0- 0	0- 0	CONFERENCE	0- 0	0- 0	0- 0			
0- 0	0- 0	0- 0	HOME	0- 0	0- 0	0- 0			
0- 0	0- 0	0- 0	AWAY	0- 0	0- 0	0- 0			
0- 0	0- 0	0- 0	NEUTRAL	0- 0	0- 0	0- 0			

RPI S	RPI 1-25	Score	RPI S	RPI 26-50	Score	RPI S	RPI 51-100	Score	RPI S	RPI 101+	Team's RPI: 235	Score
5 N	Villanova	42 62				54 A	Minnesota	73 107	167 H	La Salle	61 69	
									206 A	Sacred Heart	55 65	
									208 A	Monmouth	75 57	
									256 A	LIU Brooklyn	69 72	
									273 H	Fairfield	56 53	
									292 H	Mt. St. Mary's	75 71	
									320 A	Cornell	62 57	
									343 H	NJIT	64 50	
LAST 12 Division I GAMES:												
256 A	LIU Brooklyn	69 72	292 H	Mt. St. Mary's	75 71	167 H	La Salle	61 69				
343 H	NJIT	64 50	273 H	Fairfield	56 53	320 A	Cornell	62 57				
206 A	Sacred Heart	55 65	5 N	Villanova	42 62	208 A	Monmouth	75 57				
54 A	Minnesota	73 107										

Non-Div I Games: Mansfield 77 47

Lehigh

Average RPI Win:	298	WON-LOST	WINNING	LAST 10	STRENGTH OF	OPP. STRENGTH	TEAM	ADJ.	CONF.	ADJ CONF.
Average RPI Loss:	131	RECORD	PCT. RANK	GAMES	SCHEDULE	OF SCHEDULE	RPI	RPI	RPI	RPI
DIV. I ONLY	2- 5	259	0- 1	233	186	237	237	29	29	
DIV. I NON-CONF.	2- 5	259	0- 1	233	186	237	237	29	29	
-----										
TOTALS	RPI 1-25	RPI 26-50	W-L RECORDS	RPI 51-100	RPI 101-150	RPI 150+				
2- 5	0- 0	0- 2	OVERALL	0- 0	0- 0	2- 3				
1- 0	0- 0	0- 0	HOME	0- 0	0- 0	1- 0				
1- 4	0- 0	0- 1	AWAY	0- 0	0- 0	1- 3				
0- 1	0- 0	0- 1	NEUTRAL	0- 0	0- 0	0- 0				
2- 5	0- 0	0- 2	NON-CONFERENCE	0- 0	0- 0	2- 3				
1- 0	0- 0	0- 0	HOME	0- 0	0- 0	1- 0				
1- 4	0- 0	0- 1	AWAY	0- 0	0- 0	1- 3				
0- 1	0- 0	0- 1	NEUTRAL	0- 0	0- 0	0- 0				
0- 0	0- 0	0- 0	CONFERENCE	0- 0	0- 0	0- 0				
0- 0	0- 0	0- 0	HOME	0- 0	0- 0	0- 0				
0- 0	0- 0	0- 0	AWAY	0- 0	0- 0	0- 0				
0- 0	0- 0	0- 0	NEUTRAL	0- 0	0- 0	0- 0				

RPI 1-25				RPI 26-50				RPI 51-100				RPI 101+				Team's RPI: 237	
RPI	S	Opponent	Score	RPI	S	Opponent	Score	RPI	S	Opponent	Score	RPI	S	Opponent	Score		
27	N	Houston	68 75	38	A	Michigan	50 74					158	A	James Madison	47 58		
												172	A	Drake	68 96		
												262	A	Massachusetts	61 64		
												274	H	Valparaiso	61 40		
												322	A	Old Dominion	63 55		
LAST 12 Division I GAMES:																	
				172	A	Drake	68 96	38	A	Michigan	50 74						
				158	A	James Madison	47 58	322	A	Old Dominion	63 55						
				274	H	Valparaiso	61 40										
				262	A	Massachusetts	61 64										
				27	N	Houston	68 75										

Non-Div I Games: Shippensburg 105 43 Limestone 68 38

Liberty



Average RPI Win:	338	WON-LOST	WINNING	LAST 10	STRENGTH OF	OPP. STRENGTH	TEAM	ADJ.	CONF.	ADJ CONF.
Average RPI Loss:	146	RECORD	PCT. RANK	GAMES	SCHEDULE	OF SCHEDULE	RPI	RPI	RPI	RPI
DIV. I ONLY	2- 10	297	1- 9	193	308	296	296	19	19	
DIV. I NON-CONF.	2- 10	297	2- 10	193	308	296	296	19	19	
<hr/>										
TOTALS	RPI 1-25	RPI 26-50	W-L RECORDS	RPI 51-100	RPI 101-150	RPI 150+				
2- 10	0- 0	0- 2	OVERALL	0- 2	0- 1	2- 5				
1- 4	0- 0	0- 0	HOME	0- 2	0- 0	1- 2				
1- 6	0- 0	0- 2	AWAY	0- 0	0- 1	1- 3				
0- 0	0- 0	0- 0	NEUTRAL	0- 0	0- 0	0- 0				
2- 10	0- 0	0- 2	NON-CONFERENCE	0- 2	0- 1	2- 5				
1- 4	0- 0	0- 0	HOME	0- 2	0- 0	1- 2				
1- 6	0- 0	0- 2	AWAY	0- 0	0- 1	1- 3				
0- 0	0- 0	0- 0	NEUTRAL	0- 0	0- 0	0- 0				
0- 0	0- 0	0- 0	CONFERENCE	0- 0	0- 0	0- 0				
0- 0	0- 0	0- 0	HOME	0- 0	0- 0	0- 0				
0- 0	0- 0	0- 0	AWAY	0- 0	0- 0	0- 0				
0- 0	0- 0	0- 0	NEUTRAL	0- 0	0- 0	0- 0				

RPI 1-25				RPI 26-50				RPI 51-100				RPI 101+ Team's RPI: 296			
RPI	S	Opponent	Score	RPI	S	Opponent	Score	RPI	S	Opponent	Score	RPI	S	Opponent	Score
				41	A	Ball St.	46 84	58	H	Belmont	59 91	133	A	Middle Tenn.	48 72
				43	A	Butler	58 70	72	H	Alabama	51 73	179	A	Saint Louis	57 101
												198	A	Col. of Charleston	69 85
												214	H	Austin Peay	63 71
												229	H	Morehead St.	55 75
												295	A	Tennessee St.	64 71
												328	H	Murray St.	65 64
												347	A	Charleston So.	58 54
<hr/>															
LAST 12 Division I GAMES:															
				229	H	Morehead St.	55 75	179	A	Saint Louis	57 101				
				214	H	Austin Peay	63 71	295	A	Tennessee St.	64 71				
				328	H	Murray St.	65 64	72	H	Alabama	51 73				
				133	A	Middle Tenn.	48 72	58	H	Belmont	59 91				
				43	A	Butler	58 70	347	A	Charleston So.	58 54				
				41	A	Ball St.	46 84	198	A	Col. of Charleston	69 85				

Non-Div I Games:

Lipscomb

Average RPI Win:	159	WON-LOST	WINNING	LAST 10	STRENGTH OF	OPP. STRENGTH	TEAM	ADJ.	CONF.	ADJ CONF.
Average RPI Loss:	111	RECORD	PCT. RANK	GAMES	SCHEDULE	OF SCHEDULE	RPI	RPI	RPI	RPI
DIV. I ONLY	3- 7	247	3- 7	62	48	188	188	21	21	
DIV. I NON-CONF.	3- 7	247	3- 7	62	48	188	188	21	21	
-----										
TOTALS	RPI 1-25	RPI 26-50	W-L RECORDS	RPI 51-100	RPI 101-150	RPI 150+				
3- 7	0- 3	1- 0	OVERALL	0- 0	0- 0	2- 4				
3- 2	0- 0	1- 0	HOME	0- 0	0- 0	2- 2				
0- 5	0- 3	0- 0	AWAY	0- 0	0- 0	0- 2				
0- 0	0- 0	0- 0	NEUTRAL	0- 0	0- 0	0- 0				
3- 7	0- 3	1- 0	NON-CONFERENCE	0- 0	0- 0	2- 4				
3- 2	0- 0	1- 0	HOME	0- 0	0- 0	2- 2				
0- 5	0- 3	0- 0	AWAY	0- 0	0- 0	0- 2				
0- 0	0- 0	0- 0	NEUTRAL	0- 0	0- 0	0- 0				
0- 0	0- 0	0- 0	CONFERENCE	0- 0	0- 0	0- 0				
0- 0	0- 0	0- 0	HOME	0- 0	0- 0	0- 0				
0- 0	0- 0	0- 0	AWAY	0- 0	0- 0	0- 0				
0- 0	0- 0	0- 0	NEUTRAL	0- 0	0- 0	0- 0				

RPI 1-25				RPI 26-50				RPI 51-100				RPI 101+ Team's RPI: 188			
RPI	S	Opponent	Score	RPI	S	Opponent	Score	RPI	S	Opponent	Score	RPI	S	Opponent	Score
3	A	Mississippi St.	48 86	47	H	Oklahoma	68 56					176	A	Rice	51 58
19	A	Kansas St.	51 66									179	A	Saint Louis	45 48
22	A	Texas A&M	49 66									183	H	Louisiana Tech	49 58
												192	H	Missouri St.	63 51
												196	H	Tulsa	61 74
												238	H	Memphis	86 57
-----															
LAST 12 Division I GAMES:															
179	A	Saint Louis	45 48	19	A	Kansas St.	51 66								
47	H	Oklahoma	68 56	3	A	Mississippi St.	48 86								
176	A	Rice	51 58	183	H	Louisiana Tech	49 58								
22	A	Texas A&M	49 66	192	H	Missouri St.	63 51								
196	H	Tulsa	61 74												
238	H	Memphis	86 57												

Non-Div I Games:

Little Rock

Average RPI Win: **303**  
 Average RPI Loss: **147**

WON-LOST  
RECORD

WINNING  
PCT. RANK

LAST 10  
GAMES

STRENGTH OF  
SCHEDULE

OPP. STRENGTH  
OF SCHEDULE

TEAM  
RPI

ADJ.  
RPI

CONF.  
RPI

ADJ CONF.  
RPI

DIV. I ONLY	2- 8	284	2- 8	124	301	250	250	23	23
DIV. I NON-CONF.	2- 8	284	2- 8	124	301	250	250	23	23
-----									
TOTALS	RPI 1-25	RPI 26-50	W-L RECORDS	RPI 51-100	RPI 101-150	RPI 150+			
2- 8	0- 1	0- 1	OVERALL	0- 0	0- 2	2- 4			
0- 4	0- 1	0- 0	HOME	0- 0	0- 1	0- 2			
2- 3	0- 0	0- 0	AWAY	0- 0	0- 0	2- 0			
0- 1	0- 0	0- 0	NEUTRAL	0- 0	0- 0	0- 1			
2- 8	0- 1	0- 1	NON-CONFERENCE	0- 0	0- 2	2- 4			
0- 4	0- 1	0- 0	HOME	0- 0	0- 1	0- 2			
2- 3	0- 0	0- 1	AWAY	0- 0	0- 1	2- 1			
0- 1	0- 0	0- 0	NEUTRAL	0- 0	0- 0	0- 1			
0- 0	0- 0	0- 0	CONFERENCE	0- 0	0- 0	0- 0			
0- 0	0- 0	0- 0	HOME	0- 0	0- 0	0- 0			
0- 0	0- 0	0- 0	AWAY	0- 0	0- 0	0- 0			
0- 0	0- 0	0- 0	NEUTRAL	0- 0	0- 0	0- 0			

RPI 1-25				RPI 26-50				RPI 51-100				RPI 101+ Team's RPI : 250			
RPI	S	Opponent	Score	RPI	S	Opponent	Score	RPI	S	Opponent	Score	RPI	S	Opponent	Score
18	H	Tennessee	61 90	31	A	Southern Cal i forni a	60 75					124	H	Montana St.	51 62
												147	A	San Di ego	40 74
												151	H	Loyol a Marymount	69 84
												169	H	Pepperdi ne	71 83
												226	N	Oral Roberts	58 64
												289	A	Grand Canyon	65 63
												308	A	Montana	60 67
												317	A	Ari zona	80 72
LAST 12 Di vi si on I GAMES:															
				31	A	Southern Cal i forni a	60 75	18	H	Tennessee	61 90				
				151	H	Loyol a Marymount	69 84	289	A	Grand Canyon	65 63				
				124	H	Montana St.	51 62	308	A	Montana	60 67				
				169	H	Pepperdi ne	71 83	226	N	Oral Roberts	58 64				
								317	A	Ari zona	80 72				
								147	A	San Di ego	40 74				

Non-Div I Games:

Long Beach St.

Loss, Non-Conf, S Site, H Home A Away N Neutral

Average RPI	Win:	340	WON-LOST	WINNING	LAST 10	STRENGTH OF	OPP. STRENGTH	TEAM	ADJ.	CONF.	ADJ CONF.
Average RPI	Loss:	282	RECORD	PCT. RANK	GAMES	SCHEDULE	OF SCHEDULE	RPI	RPI	RPI	RPI
DIV. I ONLY		1- 6		302	1- 6	348	327	349	349	29	29
DIV. I NON-CONF.		1- 6		302	1- 6	348	327	349	349	29	29
-----											
TOTALS	RPI 1-25		RPI 26-50		W-L RECORDS	RPI 51-100		RPI 101-150		RPI 150+	
1- 6	0- 0		0- 0		OVERALL	0- 0		0- 0		1- 6	
1- 2	0- 0		0- 0		HOME	0- 0		0- 0		1- 2	
0- 4	0- 0		0- 0		AWAY	0- 0		0- 0		0- 0	
0- 0	0- 0		0- 0		NEUTRAL	0- 0		0- 0		0- 0	
1- 6	0- 0		0- 0		NON-CONFERENCE	0- 0		0- 0		1- 6	
1- 2	0- 0		0- 0		HOME	0- 0		0- 0		1- 2	
0- 4	0- 0		0- 0		AWAY	0- 0		0- 0		0- 4	
0- 0	0- 0		0- 0		NEUTRAL	0- 0		0- 0		0- 0	
0- 0	0- 0		0- 0		CONFERENCE	0- 0		0- 0		0- 0	
0- 0	0- 0		0- 0		HOME	0- 0		0- 0		0- 0	
0- 0	0- 0		0- 0		AWAY	0- 0		0- 0		0- 0	
0- 0	0- 0		0- 0		NEUTRAL	0- 0		0- 0		0- 0	

RPI 1-25				RPI 26-50				RPI 51-100				RPI 101+ Team's RPI: 349			
RPI	S	Opponent	Score	RPI	S	Opponent	Score	RPI	S	Opponent	Score	RPI	S	Opponent	Score
												210	H	Fairleigh Dickinson	52 72
												260	A	Delaware St.	56 60
												274	H	Valparaiso	68 81
												291	A	Wagner	43 60
												313	A	Marshall	45 90
												340	H	UMass Lowell	84 82
												345	A	N. C. Central	75 87
-----															
LAST 12 Division I GAMES:															
				291	A	Wagner	43 60	260	A	Delaware St.	56 60				
				274	H	Valparaiso	68 81	210	H	Fairleigh Dickinson	52 72				
								340	H	UMass Lowell	84 82				
								345	A	N. C. Central	75 87				
								313	A	Marshall	45 90				

Non-Div I Games: Milligan 66 56

Longwood

Average RPI Win: 282 WON-LOST WINNING LAST 10 STRENGTH OF OPP. STRENGTH TEAM ADJ. CONF. ADJ CONF.  
Average RPI Loss: 71 RECORD PCT. RANK GAMES SCHEDULE OF SCHEDULE RPI RPI RPI RPI

DIV. I ONLY	4- 6	213	3- 6	151	89	187	187	21	21
DIV. I NON-CONF.	4- 6	213	4- 6	151	89	187	187	21	21
TOTALS	RPI 1-25	RPI 26-50	W-L RECORDS	RPI 51-100	RPI 101-150	RPI 150+			
4- 6	0- 2	0- 1	OVERALL	0- 1	0- 1	4- 1			
2- 1	0- 0	0- 0	HOME	0- 0	0- 1	2- 0			
1- 3	0- 1	0- 1	AWAY	0- 0	0- 0	1- 0			
1- 2	0- 1	0- 0	NEUTRAL	0- 0	0- 0	1- 1			
4- 6	0- 2	0- 1	NON-CONFERENCE	0- 1	0- 1	4- 1			
2- 1	0- 0	0- 0	HOME	0- 0	0- 1	2- 0			
1- 3	0- 1	0- 1	AWAY	0- 1	0- 0	1- 0			
1- 2	0- 1	0- 0	NEUTRAL	0- 0	0- 0	1- 1			
0- 0	0- 0	0- 0	CONFERENCE	0- 0	0- 0	0- 0			
0- 0	0- 0	0- 0	HOME	0- 0	0- 0	0- 0			
0- 0	0- 0	0- 0	AWAY	0- 0	0- 0	0- 0			
0- 0	0- 0	0- 0	NEUTRAL	0- 0	0- 0	0- 0			

RPI S Opponent Score	RPI S Opponent Score	RPI S Opponent Score	RPI S Opponent Score
3 N Mississippi St. 37 94	46 A Toledo 55 79	68 A LSU 45 60	127 H Auburn 60 70
22 A Texas A&M 62 83			157 N Cleveland St. 45 54
			239 H New Orleans 66 57
			275 N Niagara 68 52
			303 H McNeese 98 86
			310 A Southeastern La. 68 56
Team's RPI: 187			
LAST 12 Division I GAMES:			
310 A Southeastern La. 68 56	68 A LSU 45 60		
127 H Auburn 60 70	46 A Toledo 55 79		
303 H McNeese 98 86	22 A Texas A&M 62 83		
3 N Mississippi St. 37 94	239 H New Orleans 66 57		
157 N Cleveland St. 45 54			
275 N Niagara 68 52			

Non-Div I Games: Dillard 53 60

Louisiana

Average RPI	Win: 217	WON-LOST	WINNING	LAST 10	STRENGTH OF	OPP. STRENGTH	TEAM	ADJ.	CONF.	ADJ CONF.
Average RPI	Loss: 127	RECORD	PCT. RANK	GAMES	SCHEDULE	OF SCHEDULE	RPI	RPI	RPI	RPI
DIV. I ONLY	5- 4	140	5- 4	222	208	183	183	17	17	
DIV. I NON-CONF.	5- 4	140	5- 4	222	208	183	183	17	17	
-----										
TOTALS	RPI 1-25	RPI 26-50	W-L RECORDS	RPI 51-100	RPI 101-150	RPI 150+				
5- 4	0- 1	0- 0	OVERALL	1- 1	0- 1	4- 1				
3- 1	0- 0	0- 0	HOME	0- 1	0- 0	3- 0				
1- 2	0- 1	0- 0	AWAY	0- 0	0- 1	1- 0				
1- 1	0- 0	0- 0	NEUTRAL	1- 0	0- 0	0- 1				
5- 4	0- 1	0- 0	NON-CONFERENCE	1- 1	0- 1	4- 1				
3- 1	0- 0	0- 0	HOME	0- 1	0- 0	3- 0				
1- 2	0- 1	0- 0	AWAY	0- 0	0- 1	1- 0				
1- 1	0- 0	0- 0	NEUTRAL	1- 0	0- 0	0- 1				
0- 0	0- 0	0- 0	CONFERENCE	0- 0	0- 0	0- 0				
0- 0	0- 0	0- 0	HOME	0- 0	0- 0	0- 0				
0- 0	0- 0	0- 0	AWAY	0- 0	0- 0	0- 0				
0- 0	0- 0	0- 0	NEUTRAL	0- 0	0- 0	0- 0				

RPI 1-25				RPI 26-50				RPI 51-100				RPI 101+ Team's RPI: 183			
RPI	S	Opponent	Score	RPI	S	Opponent	Score	RPI	S	Opponent	Score	RPI	S	Opponent	Score
11	A	Texas	54 88					65	N	Penn St.	71 59	127	A	Auburn	59 75
								95	H	Clemson	47 55	188	A	Little Rock	58 49
												238	H	Memphis	65 40
												245	H	Grambling	64 53
												275	N	Niagara	67 73
												348	H	La. -Monroe	71 49
-----															
LAST 12 Division I GAMES:															
11	A	Texas	54 88	348	H	La. -Monroe	71 49	188	A	Little Rock	58 49	95	H	Clemson	47 55
275	N	Niagara	67 73												
65	N	Penn St.	71 59												
127	A	Auburn	59 75												
238	H	Memphis	65 40												
245	H	Grambling	64 53												

Non-Div I Games: LSU-Alexandria 87 47

Louisiana Tech

Average RPI Win:	120	WON-LOST	WINNING	LAST 10	STRENGTH OF	OPP. STRENGTH	TEAM	ADJ.	CONF.	ADJ CONF.
Average RPI Loss:	0	RECORD	PCT. RANK	GAMES	SCHEDULE	OF SCHEDULE	RPI	RPI	RPI	RPI
DIV. I ONLY	13- 0	1	10- 0	61	26	6	6	2	2	
DIV. I NON-CONF.	13- 0	1	12- 0	61	26	6	6	2	2	
-----										
TOTALS	RPI 1-25	RPI 26-50	W-L RECORDS	RPI 51-100	RPI 101-150	RPI 150+				
13- 0	2- 0	3- 0	OVERALL	2- 0	3- 0	3- 0				
9- 0	1- 0	2- 0	HOME	0- 0	3- 0	3- 0				
4- 0	1- 0	1- 0	AWAY	2- 0	0- 0	0- 0				
0- 0	0- 0	0- 0	NEUTRAL	0- 0	0- 0	0- 0				
13- 0	2- 0	3- 0	NON-CONFERENCE	2- 0	3- 0	3- 0				
9- 0	1- 0	2- 0	HOME	0- 0	3- 0	3- 0				
4- 0	1- 0	1- 0	AWAY	2- 0	0- 0	0- 0				
0- 0	0- 0	0- 0	NEUTRAL	0- 0	0- 0	0- 0				
0- 0	0- 0	0- 0	CONFERENCE	0- 0	0- 0	0- 0				
0- 0	0- 0	0- 0	HOME	0- 0	0- 0	0- 0				
0- 0	0- 0	0- 0	AWAY	0- 0	0- 0	0- 0				
0- 0	0- 0	0- 0	NEUTRAL	0- 0	0- 0	0- 0				

RPI 1-25	Team's RPI: 6	RPI 26-50	RPI 51-100	RPI 101+
RPI S Opponent Score	RPI S Opponent Score	RPI S Opponent Score	RPI S Opponent Score	RPI S Opponent Score
7 A Ohio St. 95 90	28 A South Dakota St. 68 64	78 A Kentucky 87 63	115 H Southeast Mo. St. 80 40	
10 H Oregon 74 61	38 H Michigan 74 49	84 A Indiana 72 59	133 H Middle Tenn. 80 26	
	46 H Toledo 90 55		144 H Vanderbilt 79 57	
			259 H UT Martin 91 56	
			295 H Tennessee St. 95 56	
			328 H Murray St. 115 51	
-----				
LAST 12 Division I GAMES:				
84 A Indiana 72 59	78 A Kentucky 87 63	295 H Tennessee St. 95 56		
328 H Murray St. 115 51	133 H Middle Tenn. 80 26	144 H Vanderbilt 79 57		
10 H Oregon 74 61	259 H UT Martin 91 56	295 H Tennessee St. 95 56		
38 H Michigan 74 49	46 H Toledo 90 55	78 A Kentucky 87 63		
46 H Toledo 90 55	7 A Ohio St. 95 90	328 H Murray St. 115 51		
7 A Ohio St. 95 90		10 H Oregon 74 61		

Non-Div I Games:

Louisville

Average RPI	Win:	330	WON-LOST	WINNING	LAST 10	STRENGTH OF	OPP. STRENGTH	TEAM	ADJ.	CONF.	ADJ CONF.
Average RPI	Loss:	130	RECORD	PCT. RANK	GAMES	SCHEDULE	OF SCHEDULE	RPI	RPI	RPI	RPI
DIV. I ONLY		1- 8		314	1- 8	239	97	298	298	26	26
DIV. I NON-CONF.		1- 8		314	1- 8	239	97	298	298	26	26
-----											
TOTALS	RPI 1-25		RPI 26-50		W-L RECORDS	RPI 51-100		RPI 101-150		RPI 150+	
1- 8	0- 1		0- 1		OVERALL	0- 3		0- 0		1- 3	
0- 3	0- 1		0- 0		HOME	0- 1		0- 0		0- 1	
1- 5	0- 0		0- 1		AWAY	0- 2		0- 0		1- 2	
0- 0	0- 0		0- 0		NEUTRAL	0- 0		0- 0		0- 0	
1- 8	0- 1		0- 1		NON-CONFERENCE	0- 3		0- 0		1- 3	
0- 3	0- 1		0- 0		HOME	0- 1		0- 0		0- 1	
1- 5	0- 0		0- 1		AWAY	0- 2		0- 0		1- 2	
0- 0	0- 0		0- 0		NEUTRAL	0- 0		0- 0		0- 0	
0- 0	0- 0		0- 0		CONFERENCE	0- 0		0- 0		0- 0	
0- 0	0- 0		0- 0		HOME	0- 0		0- 0		0- 0	
0- 0	0- 0		0- 0		AWAY	0- 0		0- 0		0- 0	
0- 0	0- 0		0- 0		NEUTRAL	0- 0		0- 0		0- 0	

RPI 1-25				RPI 26-50				RPI 51-100				RPI 101+ Team's RPI: 298			
RPI	S	Opponent	Score	RPI	S	Opponent	Score	RPI	S	Opponent	Score	RPI	S	Opponent	Score
4	H	Green Bay	39 76	44	A	Marquette	30 92	75	A	DePaul	47 88	155	A	Northern Ill.	71 80
								85	H	Western Mi ch.	47 65	282	A	Fort Wayne	70 79
								87	A	Milwaukee	41 63	306	H	Youngstown St.	49 73
												330	A	Chicago St.	46 28
LAST 12 Division I GAMES:															
306	H	Youngstown St.	49 73	4	H	Green Bay	39 76	155	A	Northern Ill.	71 80				
85	H	Western Mi ch.	47 65	75	A	DePaul	47 88								
282	A	Fort Wayne	70 79	330	A	Chicago St.	46 28								
				44	A	Marquette	30 92								
				87	A	Milwaukee	41 63								

Non-Div I Games:

Loyol a Chi cago

Loss, 
Non-Conf, S Site, H Home
A Away
N Neutral



Average RPI	Win: 298	WON-LOST RECORD	WINNING PCT. RANK	LAST 10 GAMES	STRENGTH OF SCHEDULE	OPP. STRENGTH OF SCHEDULE	TEAM RPI	ADJ. RPI	CONF. RPI	ADJ. CONF. RPI
Average RPI	Loss: 167									
DIV. I ONLY	2- 8	284	2- 8	164	324	281	281	16	16	
DIV. I NON-CONF.	2- 8	284	2- 8	164	324	281	281	16	16	
-----										
TOTALS	RPI 1-25	RPI 26-50	W-L RECORDS	RPI 51-100	RPI 101-150	RPI 150+				
2- 8	0- 0	0- 2	OVERALL	0- 1	0- 1	2- 4				
1- 3	0- 0	0- 0	HOME	0- 0	0- 1	1- 2				
1- 5	0- 0	0- 2	AWAY	0- 1	0- 0	1- 2				
0- 0	0- 0	0- 0	NEUTRAL	0- 0	0- 0	0- 0				
2- 8	0- 0	0- 2	NON-CONFERENCE	0- 1	0- 1	2- 4				
1- 3	0- 0	0- 0	HOME	0- 0	0- 1	1- 2				
1- 5	0- 0	0- 2	AWAY	0- 1	0- 0	1- 2				
0- 0	0- 0	0- 0	NEUTRAL	0- 0	0- 0	0- 0				
0- 0	0- 0	0- 0	CONFERENCE	0- 0	0- 0	0- 0				
0- 0	0- 0	0- 0	HOME	0- 0	0- 0	0- 0				
0- 0	0- 0	0- 0	AWAY	0- 0	0- 0	0- 0				
0- 0	0- 0	0- 0	NEUTRAL	0- 0	0- 0	0- 0				

RPI	S	Opponent	Score	RPI	S	Opponent	Score	RPI	S	Opponent	Score	RPI	S	Opponent	Score
42	A	Maryl and	45 114	44	A	Marquette	63 83	100	A	William & Mary	49 70	106	H	George Mason	72 80
												182	H	Georgetown	54 72
												268	A	St. Francis Brooklyn	47 64
												276	A	Norfolk St.	61 58
												292	A	Mt. St. Mary's	63 71
												302	H	Towson	67 76
												320	H	Cornell	78 63
Team's RPI: 281															
-----															
LAST 12 Division I GAMES:															
42	A	Maryl and	45 114	292	A	Mt. St. Mary's	63 71	100	A	William & Mary	49 70	276	A	Norfolk St.	61 58
302	H	Towson	67 76	44	A	Marquette	63 83	182	H	Georgetown	54 72	106	H	George Mason	72 80
268	A	St. Francis Brooklyn	47 64												
320	H	Cornell	78 63												

Non-Div I Games:

Loyola Maryl and

Average RPI Win: 223 WON-LOST RECORD WINNING PCT. RANK LAST 10 GAMES STRENGTH OF SCHEDULE OPP. STRENGTH OF SCHEDULE TEAM RPI ADJ. RPI CONF. RPI ADJ CONF. RPI

DIV. I ONLY	6- 2	61	6- 2	254	221	151	151	12	12
DIV. I NON-CONF.	6- 2	61	6- 2	254	221	151	151	12	12
TOTALS	RPI 1-25	RPI 26-50	W-L RECORDS	RPI 51-100	RPI 101-150	RPI 150+			
6- 2	0- 0	0- 1	OVERALL	1- 0	0- 0	5- 1			
3- 2	0- 0	0- 1	HOME	1- 0	0- 0	2- 1			
3- 0	0- 0	0- 0	AWAY	0- 0	0- 0	3- 0			
0- 0	0- 0	0- 0	NEUTRAL	0- 0	0- 0	0- 0			
6- 2	0- 0	0- 1	NON-CONFERENCE	1- 0	0- 0	5- 1			
3- 2	0- 0	0- 1	HOME	1- 0	0- 0	2- 1			
3- 0	0- 0	0- 0	AWAY	0- 0	0- 0	3- 0			
0- 0	0- 0	0- 0	NEUTRAL	0- 0	0- 0	0- 0			
0- 0	0- 0	0- 0	CONFERENCE	0- 0	0- 0	0- 0			
0- 0	0- 0	0- 0	HOME	0- 0	0- 0	0- 0			
0- 0	0- 0	0- 0	AWAY	0- 0	0- 0	0- 0			
0- 0	0- 0	0- 0	NEUTRAL	0- 0	0- 0	0- 0			

RPI S Opponent Score	RPI S Opponent Score	RPI S Opponent Score	RPI S Opponent Score
	31 H Southern Cal i forn i a 70 80	86 H Mi ami (OH) 84 71	179 A Saint Lou i s 62 60
			215 H CSUN 68 75
			221 A UC Ri versi de 67 59
			250 A Long Beach St. 84 69
			287 H Eastern Mi ch. 73 64
			317 H Ari zona 84 70
LAST 12 Div i s i on I GAMES:			
215 H CSUN 68 75	250 A Long Beach St. 84 69	179 A Saint Lou i s 62 60	
31 H Southern Cal i forn i a 70 80		221 A UC Ri versi de 67 59	
287 H Eastern Mi ch. 73 64			
86 H Mi ami (OH) 84 71			
317 H Ari zona 84 70			

Non-Di v I Games: Cal St. Dom. Hills 84 52

Loyola Marymount

Average RPI Win:	183	WON-LOST	WINNING	LAST 10	STRENGTH OF	OPP. STRENGTH	TEAM	ADJ.	CONF.	ADJ CONF.
Average RPI Loss:	64	RECORD	PCT. RANK	GAMES	SCHEDULE	OF SCHEDULE	RPI	RPI	RPI	RPI
DIV. I ONLY	4- 5	195	4- 4	41	61	76	76	24	24	
DIV. I NON-CONF.	4- 5	195	4- 5	41	61	76	76	24	24	
-----										
TOTALS	RPI 1-25	RPI 26-50	W-L RECORDS	RPI 51-100	RPI 101-150	RPI 150+				
4- 5	0- 2	0- 1	OVERALL	0- 0	2- 2	2- 0				
2- 1	0- 0	0- 0	HOME	0- 0	1- 1	1- 0				
1- 4	0- 2	0- 1	AWAY	0- 0	1- 1	0- 0				
1- 0	0- 0	0- 0	NEUTRAL	0- 0	0- 0	1- 0				
4- 5	0- 2	0- 1	NON-CONFERENCE	0- 0	2- 2	2- 0				
2- 1	0- 0	0- 0	HOME	0- 0	1- 1	1- 0				
1- 4	0- 2	0- 1	AWAY	0- 0	1- 1	0- 0				
1- 0	0- 0	0- 0	NEUTRAL	0- 0	0- 0	1- 0				
0- 0	0- 0	0- 0	CONFERENCE	0- 0	0- 0	0- 0				
0- 0	0- 0	0- 0	HOME	0- 0	0- 0	0- 0				
0- 0	0- 0	0- 0	AWAY	0- 0	0- 0	0- 0				
0- 0	0- 0	0- 0	NEUTRAL	0- 0	0- 0	0- 0				

RPI 1-25				RPI 26-50				RPI 51-100				RPI 101+			
RPI	S	Opponent	Score	RPI	S	Opponent	Score	RPI	S	Opponent	Score	RPI	S	Opponent	Score
3	A	Mississippi St.	43 83	46	A	Toledo	64 65					114	H	Harvard	76 51
7	A	Ohio St.	70 83									126	A	Dartmouth	64 51
												131	H	Tulane	34 42
												134	A	Miami (FL)	70 80
												194	N	Kennesaw St.	75 39
												299	H	Bryant	70 68
-----															
LAST 12 Division I GAMES:															
				46	A	Toledo	64 65	3	A	Mississippi St.	43 83				
				194	N	Kennesaw St.	75 39	126	A	Dartmouth	64 51				
				134	A	Miami (FL)	70 80	7	A	Ohio St.	70 83				
				299	H	Bryant	70 68								
				114	H	Harvard	76 51								
				131	H	Tulane	34 42								

Non-Div I Games: Maine Maritime 89 49 Me.-Fort Kent 100 40

Maine

Average RPI Win:	281	WON-LOST	WINNING	LAST 10	STRENGTH OF	OPP. STRENGTH	TEAM	ADJ.	CONF.	ADJ CONF.
Average RPI Loss:	114	RECORD	PCT. RANK	GAMES	SCHEDULE	OF SCHEDULE	RPI	RPI	RPI	RPI
DIV. I ONLY	3- 7	247	3- 7	111	266	209	209	22	22	
DIV. I NON-CONF.	3- 7	247	3- 7	111	266	209	209	22	22	
-----										
TOTALS	RPI 1-25	RPI 26-50	W-L RECORDS	RPI 51-100	RPI 101-150	RPI 150+				
3- 7	0- 1	0- 0	OVERALL	0- 3	0- 0	3- 3				
1- 2	0- 0	0- 0	HOME	0- 2	0- 0	1- 0				
1- 5	0- 1	0- 0	AWAY	0- 1	0- 0	1- 3				
1- 0	0- 0	0- 0	NEUTRAL	0- 0	0- 0	1- 0				
3- 7	0- 1	0- 0	NON-CONFERENCE	0- 3	0- 0	3- 3				
1- 2	0- 0	0- 0	HOME	0- 2	0- 0	1- 0				
1- 5	0- 1	0- 0	AWAY	0- 1	0- 0	1- 3				
1- 0	0- 0	0- 0	NEUTRAL	0- 0	0- 0	1- 0				
0- 0	0- 0	0- 0	CONFERENCE	0- 0	0- 0	0- 0				
0- 0	0- 0	0- 0	HOME	0- 0	0- 0	0- 0				
0- 0	0- 0	0- 0	AWAY	0- 0	0- 0	0- 0				
0- 0	0- 0	0- 0	NEUTRAL	0- 0	0- 0	0- 0				

RPI 1-25				RPI 26-50				RPI 51-100				RPI 101+ Team's RPI: 209			
RPI	S	Opponent	Score	RPI	S	Opponent	Score	RPI	S	Opponent	Score	RPI	S	Opponent	Score
14	A	Cal i forni a	66 87					65	A	Penn St.	46 78	172	A	New Hampshi re	55 68
								69	H	Fordham	48 54	197	A	Stony Brook	59 74
								73	H	Al bany (NY)	56 62	206	A	Sacred Heart	61 65
												256	A	LIU Brookl yn	72 38
												268	H	St. Francis Brookl yn	57 54
												319	N	Coppin St.	74 56
LAST 12 Division I GAMES:															
14	A	Cal i forni a	66 87	256	A	LIU Brookl yn	72 38								
268	H	St. Francis Brookl yn	57 54	172	A	New Hampshi re	55 68								
206	A	Sacred Heart	61 65	73	H	Al bany (NY)	56 62								
197	A	Stony Brook	59 74	65	A	Penn St.	46 78								
				69	H	Fordham	48 54								
				319	N	Coppin St.	74 56								

Non-Div I Games:

Manhattan

Average RPI Win: 256  
Average RPI Loss: 114

WON-LOST  
RECORD

WINNING  
PCT. RANK

LAST 10  
GAMES

STRENGTH OF  
SCHEDULE

OPP. STRENGTH  
OF SCHEDULE

TEAM  
RPI

ADJ.  
RPI

CONF.  
RPI

ADJ CONF.  
RPI

DIV. I ONLY	3- 8	260	3- 7	45	259	191	191	22	22
DIV. I NON-CONF.	3- 8	260	3- 8	45	259	191	191	22	22
TOTALS	RPI 1-25	RPI 26-50	W-L RECORDS	RPI 51-100	RPI 101-150	RPI 150+			
3- 8	0- 0	0- 1	OVERALL	0- 3	0- 2	3- 2			
2- 2	0- 0	0- 0	HOME	0- 1	0- 1	2- 0			
1- 4	0- 0	0- 0	AWAY	0- 1	0- 1	1- 2			
0- 2	0- 0	0- 1	NEUTRAL	0- 1	0- 0	0- 0			
3- 8	0- 0	0- 1	NON-CONFERENCE	0- 3	0- 2	3- 2			
2- 2	0- 0	0- 0	HOME	0- 1	0- 1	2- 0			
1- 4	0- 0	0- 0	AWAY	0- 1	0- 1	1- 2			
0- 2	0- 0	0- 1	NEUTRAL	0- 1	0- 0	0- 0			
0- 0	0- 0	0- 0	CONFERENCE	0- 0	0- 0	0- 0			
0- 0	0- 0	0- 0	HOME	0- 0	0- 0	0- 0			
0- 0	0- 0	0- 0	AWAY	0- 0	0- 0	0- 0			
0- 0	0- 0	0- 0	NEUTRAL	0- 0	0- 0	0- 0			

RPI	S	Opponent	Score	RPI	S	Opponent	Score	RPI	S	Opponent	Score	RPI	S	Opponent	Score
				31	N	Southern Cal i forn i a	57 78	67	N	Purdue	47 61	122	A	Temple	77 83
								80	A	Seton Hall	60 85	126	H	Dartmouth	51 60
								82	H	Navy	70 77	181	A	Hawai i	63 70
												195	A	Boston U.	80 52
												222	A	Northeastern	72 78
												258	H	Holy Cross	85 74
												315	H	Rhode Island	64 42
LAST 12 Division I GAMES:															
122	A	Temple	77 83	315	H	Rhode Island	64 42	126	H	Dartmouth	51 60	80	A	Seton Hall	60 85
195	A	Boston U.	80 52	67	N	Purdue	47 61	222	A	Northeastern	72 78	31	N	Southern Cal i forn i a	57 78
258	H	Holy Cross	85 74	82	H	Navy	70 77	181	A	Hawai i	63 70				

Non-Div I Games:

Marist

Average RPI	Win: 213	WON-LOST	WINNING	LAST 10	STRENGTH OF	OPP. STRENGTH	TEAM	ADJ.	CONF.	ADJ CONF.
Average RPI	Loss: 18	RECORD	PCT. RANK	GAMES	SCHEDULE	OF SCHEDULE	RPI	RPI	RPI	RPI
DIV. I ONLY	6- 4	117	6- 4	27	125	44	44	6	6	
DIV. I NON-CONF.	6- 4	117	6- 4	27	125	44	44	6	6	
-----										
TOTALS	RPI 1-25	RPI 26-50	W-L RECORDS	RPI 51-100	RPI 101-150	RPI 150+				
6- 4	0- 3	0- 1	OVERALL	1- 0	1- 0	4- 0				
4- 0	0- 0	0- 0	HOME	0- 0	1- 0	3- 0				
1- 3	0- 2	0- 1	AWAY	1- 0	0- 0	0- 0				
1- 1	0- 1	0- 0	NEUTRAL	0- 0	0- 0	1- 0				
6- 4	0- 3	0- 1	NON-CONFERENCE	1- 0	1- 0	4- 0				
4- 0	0- 0	0- 0	HOME	0- 0	1- 0	3- 0				
1- 3	0- 2	0- 1	AWAY	1- 0	0- 0	0- 0				
1- 1	0- 1	0- 0	NEUTRAL	0- 0	0- 0	1- 0				
0- 0	0- 0	0- 0	CONFERENCE	0- 0	0- 0	0- 0				
0- 0	0- 0	0- 0	HOME	0- 0	0- 0	0- 0				
0- 0	0- 0	0- 0	AWAY	0- 0	0- 0	0- 0				
0- 0	0- 0	0- 0	NEUTRAL	0- 0	0- 0	0- 0				

RPI 1-25				RPI 26-50				Team's RPI: 44				RPI 51-100				RPI 101+			
RPI	S	Opponent	Score	RPI	S	Opponent	Score	RPI	S	Opponent	Score	RPI	S	Opponent	Score	RPI	S	Opponent	Score
4	A	Green Bay	55 63	38	A	Michigan	76 82	87	A	Milwaukee	83 68	139	H	Wisconsin	88 65				
13	A	New Mexico	87 88									164	H	Army West Point	83 53				
18	N	Tennessee	99 101									281	H	Loyola Maryland	83 63				
												298	H	Loyola Chicago	92 30				
												308	N	Montana	87 68				
-----																			
LAST 12 Division I GAMES:																			
				87	A	Milwaukee	83 68	139	H	Wisconsin	88 65								
				164	H	Army West Point	83 53	4	A	Green Bay	55 63								
				38	A	Michigan	76 82	298	H	Loyola Chicago	92 30								
				13	A	New Mexico	87 88	308	N	Montana	87 68								
								18	N	Tennessee	99 101								
								281	H	Loyola Maryland	83 63								

Non-Div I Games:

Marquette

M  
a  
r  
s  
h  
a  
l  
l

M  
a  
r  
s  
h  
a  
l  
l

Marshal I

Average RPI	Win: 200	WON-LOST	WINNING	LAST 10	STRENGTH OF	OPP. STRENGTH	TEAM	ADJ.	CONF.	ADJ CONF.
Average RPI	Loss: 7	RECORD	PCT. RANK	GAMES	SCHEDULE	OF SCHEDULE	RPI	RPI	RPI	RPI
DIV. I ONLY	10- 2	29	1- 0	130	36	42	42	3	3	
DIV. I NON-CONF.	10- 2	29	1- 0	130	36	42	42	3	3	
-----										
TOTALS	RPI 1-25	RPI 26-50	W-L RECORDS	RPI 51-100	RPI 101-150	RPI 150+				
10- 2	0- 2	0- 0	OVERALL	1- 0	3- 0	6- 0				
6- 1	0- 1	0- 0	HOME	1- 0	1- 0	4- 0				
3- 1	0- 1	0- 0	AWAY	0- 0	2- 0	1- 0				
1- 0	0- 0	0- 0	NEUTRAL	0- 0	0- 0	1- 0				
10- 2	0- 2	0- 0	NON-CONFERENCE	1- 0	3- 0	6- 0				
6- 1	0- 1	0- 0	HOME	1- 0	1- 0	4- 0				
3- 1	0- 1	0- 0	AWAY	0- 0	2- 0	1- 0				
1- 0	0- 0	0- 0	NEUTRAL	0- 0	0- 0	1- 0				
0- 0	0- 0	0- 0	CONFERENCE	0- 0	0- 0	0- 0				
0- 0	0- 0	0- 0	HOME	0- 0	0- 0	0- 0				
0- 0	0- 0	0- 0	AWAY	0- 0	0- 0	0- 0				
0- 0	0- 0	0- 0	NEUTRAL	0- 0	0- 0	0- 0				

Maryland

Maryland

RPI 1-25				RPI 26-50				Team's RPI: 42				RPI 51-100				RPI 101+			
RPI	S	Opponent	Score	RPI	S	Opponent	Score					RPI	S	Opponent	Score	RPI	S	Opponent	Score
1	A	UConn	72 97									73	H	Albany (NY)	91 58	111	H	George Washington	80 54
12	H	South Carolina	86 94													117	A	Virginia	60 59
																134	A	Miami (FL)	79 71
																194	N	Kennesaw St.	89 35
																257	A	Akron	75 54
																261	H	Howard	111 49
																275	H	Niagara	92 65
																281	H	Loyola Maryland	114 45
																292	H	Mt. St. Mary's	97 57
LAST 12 Division I GAMES:																			
281	H	Loyola Maryland	114 45	134	A	Miami (FL)	79 71					261	H	Howard	111 49				
111	H	George Washington	80 54									1	A	UConn	72 97				
292	H	Mt. St. Mary's	97 57									275	H	Niagara	92 65				
257	A	Akron	75 54									12	H	South Carolina	86 94				
117	A	Virginia	60 59									73	H	Albany (NY)	91 58				
194	N	Kennesaw St.	89 35																

Non-Div I Games:

Maryland



Average RPI Win:	294	WON-LOST	WINNING	LAST 10	STRENGTH OF	OPP. STRENGTH	TEAM	ADJ.	CONF.	ADJ CONF.
Average RPI Loss:	189	RECORD	PCT. RANK	GAMES	SCHEDULE	OF SCHEDULE	RPI	RPI	RPI	RPI
DIV. I ONLY	6- 4	117	5- 4	342	292	262	262	11	11	
DIV. I NON-CONF.	6- 4	117	6- 4	342	292	262	262	11	11	
-----										
TOTALS	RPI 1-25	RPI 26-50	W-L RECORDS	RPI 51-100	RPI 101-150	RPI 150+				
6- 4	0- 0	0- 0	OVERALL	0- 1	0- 0	6- 3				
3- 1	0- 0	0- 0	HOME	0- 0	0- 0	3- 1				
2- 3	0- 0	0- 0	AWAY	0- 1	0- 0	2- 2				
1- 0	0- 0	0- 0	NEUTRAL	0- 0	0- 0	1- 0				
6- 4	0- 0	0- 0	NON-CONFERENCE	0- 1	0- 0	6- 3				
3- 1	0- 0	0- 0	HOME	0- 0	0- 0	3- 1				
2- 3	0- 0	0- 0	AWAY	0- 1	0- 0	2- 2				
1- 0	0- 0	0- 0	NEUTRAL	0- 0	0- 0	1- 0				
0- 0	0- 0	0- 0	CONFERENCE	0- 0	0- 0	0- 0				
0- 0	0- 0	0- 0	HOME	0- 0	0- 0	0- 0				
0- 0	0- 0	0- 0	AWAY	0- 0	0- 0	0- 0				
0- 0	0- 0	0- 0	NEUTRAL	0- 0	0- 0	0- 0				

RPI 1-25				RPI 26-50				RPI 51-100				RPI 101+				Team's RPI: 262									
RPI	S	Opponent	Score	RPI	S	Opponent	Score	RPI	S	Opponent	Score	RPI	S	Opponent	Score										
								81	A	North Dakota	52 82	200	A	UTRGV	59 67										
												222	H	Northeastern	54 64										
												237	H	Liberty	64 61										
												254	A	North Dakota St.	70 82										
												263	A	Incarinate Word	64 45										
												300	H	Saint Peter's	81 65										
												302	H	Towson	72 49										
												324	N	Mississippi Val.	85 46										
												340	A	UMass Lowell	73 63										
LAST 12 Division I GAMES:																									
300	H	Saint Peter's	81 65	340	A	UMass Lowell	73 63																		
324	N	Mississippi Val.	85 46	81	A	North Dakota	52 82																		
200	A	UTRGV	59 67	254	A	North Dakota St.	70 82																		
263	A	Incarinate Word	64 45	302	H	Towson	72 49																		
237	H	Liberty	64 61																						
222	H	Northeastern	54 64																						

Non-Div I Games: Me.-Fort Kent 111 45 Fisher 121 38

Massachusetts

McNeese

McNeese				Through Games Of Dec. 17, 2017							
Average RPI	Win:	348	WON-LOST	WINNING	LAST 10	STRENGTH OF	OPP. STRENGTH	TEAM	ADJ.	CONF.	ADJ CONF.
Average RPI	Loss:	121	RECORD	PCT. RANK	GAMES	SCHEDULE	OF SCHEDULE	RPI	RPI	RPI	RPI
DIV. I ONLY			1- 5	297	1- 5	199	234	303	303	27	27
DIV. I NON-CONF.			1- 5	297	1- 5	199	234	303	303	27	27
-----											
TOTALS		RPI 1-25	RPI 26-50		W-L RECORDS		RPI 51-100		RPI 101-150		RPI 150+
1- 5		0- 1	0- 1		OVERALL		0- 0		0- 1		1- 2
1- 2		0- 0	0- 0		HOME		0- 0		0- 1		1- 1
0- 3		0- 1	0- 1		AWAY		0- 0		0- 0		0- 1
0- 0		0- 0	0- 0		NEUTRAL		0- 0		0- 0		0- 0
1- 5		0- 1	0- 1		NON-CONFERENCE		0- 0		0- 1		1- 2
1- 2		0- 0	0- 0		HOME		0- 0		0- 1		1- 1
0- 3		0- 1	0- 1		AWAY		0- 0		0- 0		0- 1
0- 0		0- 0	0- 0		NEUTRAL		0- 0		0- 0		0- 0
0- 0		0- 0	0- 0		CONFERENCE		0- 0		0- 0		0- 0
0- 0		0- 0	0- 0		HOME		0- 0		0- 0		0- 0
0- 0		0- 0	0- 0		AWAY		0- 0		0- 0		0- 0
0- 0		0- 0	0- 0		NEUTRAL		0- 0		0- 0		0- 0

McNeese

RPI 1-25				RPI 26-50				RPI 51-100				RPI 101+ Team's RPI: 303			
RPI	S	Opponent	Score	RPI	S	Opponent	Score	RPI	S	Opponent	Score	RPI	S	Opponent	Score
11	A	Texas	34 100	30	A	Baylor	34 95					131	H	Tulane	66 70
												187	A	Louisiana	86 98
												245	H	Grambling	60 75
												348	H	La.-Monroe	65 61
LAST 12 Division I GAMES:															
348	H	La.-Monroe	65 61	30	A	Baylor	34 95								
245	H	Grambling	60 75	187	A	Louisiana	86 98								
11	A	Texas	34 100	131	H	Tulane	66 70								

Non-Div I Games: LSU-Alexandria 73 53 Louisiana Col. 84 46 Southern-N. O. 76 61

McNeese

Average RPI Win:	205	WON-LOST	WINNING	LAST 10	STRENGTH OF	OPP. STRENGTH	TEAM	ADJ.	CONF.	ADJ CONF.
Average RPI Loss:	139	RECORD	PCT. RANK	GAMES	SCHEDULE	OF SCHEDULE	RPI	RPI	RPI	RPI
DIV. I ONLY	3- 8	260	2- 8	127	202	238	238	7	7	
DIV. I NON-CONF.	3- 8	260	3- 8	127	202	238	238	7	7	
-----										
TOTALS	RPI 1-25	RPI 26-50	W-L RECORDS	RPI 51-100	RPI 101-150	RPI 150+				
3- 8	0- 1	0- 0	OVERALL	0- 1	1- 2	2- 4				
2- 3	0- 0	0- 0	HOME	0- 0	0- 2	2- 1				
1- 2	0- 0	0- 0	AWAY	0- 0	1- 0	0- 2				
0- 3	0- 1	0- 0	NEUTRAL	0- 1	0- 0	0- 1				
3- 8	0- 1	0- 0	NON-CONFERENCE	0- 1	1- 2	2- 4				
2- 3	0- 0	0- 0	HOME	0- 0	0- 2	2- 1				
1- 2	0- 0	0- 0	AWAY	0- 0	1- 0	0- 2				
0- 3	0- 1	0- 0	NEUTRAL	0- 1	0- 0	0- 1				
0- 0	0- 0	0- 0	CONFERENCE	0- 0	0- 0	0- 0				
0- 0	0- 0	0- 0	HOME	0- 0	0- 0	0- 0				
0- 0	0- 0	0- 0	AWAY	0- 0	0- 0	0- 0				
0- 0	0- 0	0- 0	NEUTRAL	0- 0	0- 0	0- 0				

RPI 1-25				RPI 26-50				RPI 51-100				RPI 101+				Team's RPI: 238
RPI	S	Opponent	Score	RPI	S	Opponent	Score	RPI	S	Opponent	Score	RPI	S	Opponent	Score	
7	N	Ohio St.	69 100					75	N	DePaul	67 81	112	H	IUPUI	57 80	
												132	H	Illinois	47 63	
												144	A	Vanderbilt	71 60	
												177	H	UAB	64 62	
												183	A	Louisiana Tech	40 65	
												188	A	Little Rock	57 86	
												201	H	Southern Ill.	56 68	
												213	N	Kent St.	55 70	
												295	H	Tennessee St.	79 75	
LAST 12 Division I GAMES:																
144	A	Vanderbilt	71 60	112	H	IUPUI	57 80	213	N	Kent St.	55 70					
177	H	UAB	64 62	75	N	DePaul	67 81	7	N	Ohio St.	69 100					
132	H	Illinois	47 63	201	H	Southern Ill.	56 68	183	A	Louisiana Tech	40 65					
188	A	Little Rock	57 86													
295	H	Tennessee St.	79 75													

Non-Div I Games:

Memphis

Average RPI Win: 223  
Average RPI Loss: 36

WON-LOST  
RECORD

WINNING  
PCT. RANK

LAST 10  
GAMES

STRENGTH OF  
SCHEDULE

OPP. STRENGTH  
OF SCHEDULE

TEAM  
RPI

ADJ.  
RPI

CONF.  
RPI

ADJ CONF.  
RPI

DIV. I ONLY	9- 2	35	8- 2	253	147	98	98	13	13
DIV. I NON-CONF.	9- 2	35	9- 2	253	147	98	98	13	13
TOTALS	RPI 1-25	RPI 26-50	W-L RECORDS	RPI 51-100	RPI 101-150	RPI 150+			
9- 2	0- 0	1- 2	OVERALL	0- 0	1- 0	7- 0			
4- 1	0- 0	0- 1	HOME	0- 0	1- 0	3- 0			
4- 0	0- 0	1- 0	AWAY	0- 0	0- 0	3- 0			
1- 1	0- 0	0- 1	NEUTRAL	0- 0	0- 0	1- 0			
9- 2	0- 0	1- 2	NON-CONFERENCE	0- 0	1- 0	7- 0			
4- 1	0- 0	0- 1	HOME	0- 0	1- 0	3- 0			
4- 0	0- 0	1- 0	AWAY	0- 0	0- 0	3- 0			
1- 1	0- 0	0- 1	NEUTRAL	0- 0	0- 0	1- 0			
0- 0	0- 0	0- 0	CONFERENCE	0- 0	0- 0	0- 0			
0- 0	0- 0	0- 0	HOME	0- 0	0- 0	0- 0			
0- 0	0- 0	0- 0	AWAY	0- 0	0- 0	0- 0			
0- 0	0- 0	0- 0	NEUTRAL	0- 0	0- 0	0- 0			

RPI S	RPI 1-25	Opponent	Score	RPI S	RPI 26-50	Opponent	Score	RPI S	RPI 51-100	Opponent	Score	RPI S	RPI 101+	Opponent	Score
34	N	Western Ky.	62 67	36	A	UCF	73 64	37	H	Georgi a	54 72	111	H	George Washi ngton	61 44
165	A	Campbel l	58 57	190	H	Davi dson	69 54	218	A	Fla. Atlantic	66 55	309	H	Ga. Southern	72 45
314	H	Winthrop	93 45	321	A	UNC Asheville	67 56	344	N	VCU	70 54	314	H	Winthrop	93 45
321	A	UNC Asheville	67 56	111	H	George Washington	61 44	37	H	Georgi a	54 72	321	A	UNC Asheville	67 56
190	H	Davi dson	69 54	36	A	UCF	73 64	309	H	Ga. Southern	72 45	344	N	VCU	70 54
314	H	Winthrop	93 45	321	A	UNC Asheville	67 56	218	A	Fla. Atlantic	66 55				

LAST 12 Division I GAMES:

314	H	Winthrop	93	45	165	A	Campbel l	58	57
321	A	UNC Asheville	67	56	344	N	VCU	70	54
111	H	George Washington	61	44	34	N	Western Ky.	62	67
190	H	Davi dson	69	54	37	H	Georgi a	54	72
36	A	UCF	73	64	309	H	Ga. Southern	72	45
					218	A	Fla. Atlantic	66	55

Non-Div I Games:

Mercer

Average RPI	Win:	196	WON-LOST	WINNING	LAST 10	STRENGTH OF	OPP. STRENGTH	TEAM	ADJ.	CONF.	ADJ CONF.
Average RPI	Loss:	43	RECORD	PCT. RANK	GAMES	SCHEDULE	OF SCHEDULE	RPI	RPI	RPI	RPI
DIV. I ONLY		7- 3		77	7- 3	184	58	134	134	2	2
DIV. I NON-CONF.		7- 3		77	7- 3	184	58	134	134	2	2
-----											
TOTALS	RPI 1-25		RPI 26-50		W-L RECORDS	RPI 51-100		RPI 101-150		RPI 150+	
7- 3	0- 1		0- 1		OVERALL	3- 1		0- 0		4- 0	
7- 2	0- 1		0- 1		HOME	3- 0		0- 0		4- 0	
0- 1	0- 0		0- 0		AWAY	0- 1		0- 0		0- 0	
0- 0	0- 0		0- 0		NEUTRAL	0- 0		0- 0		0- 0	
7- 3	0- 1		0- 1		NON-CONFERENCE	3- 1		0- 0		4- 0	
7- 2	0- 1		0- 1		HOME	3- 0		0- 0		4- 0	
0- 1	0- 0		0- 0		AWAY	0- 1		0- 0		0- 0	
0- 0	0- 0		0- 0		NEUTRAL	0- 0		0- 0		0- 0	
0- 0	0- 0		0- 0		CONFERENCE	0- 0		0- 0		0- 0	
0- 0	0- 0		0- 0		HOME	0- 0		0- 0		0- 0	
0- 0	0- 0		0- 0		AWAY	0- 0		0- 0		0- 0	
0- 0	0- 0		0- 0		NEUTRAL	0- 0		0- 0		0- 0	

RPI	S	Opponent	Score	RPI	S	Opponent	Score	RPI	S	Opponent	Score	RPI	S	Opponent	Score	Team's RPI: 134
23	H	St. John's (NY)	64 74	42	H	Maryland	71 79	52	H	Michigan St.	67 57	239	H	New Orleans	76 46	
								64	A	Colorado	61 67	266	H	Alabama St.	79 31	
								76	H	Maine	80 70	331	H	FIU	77 69	
								78	H	Kentucky	65 54	332	H	Vermont	73 49	
-----																
LAST 12 Division I GAMES:																
266	H	Alabama St.	79 31	76	H	Maine	80 70	239	H	New Orleans	76 46					
78	H	Kentucky	65 54	64	A	Colorado	61 67	332	H	Vermont	73 49					
23	H	St. John's (NY)	64 74	331	H	FIU	77 69									
52	H	Michigan St.	67 57													
42	H	Maryland	71 79													

Non-Div I Games:

Mi ami (FL)

Average RPI Win:	213	WON-LOST	WINNING	LAST 10	STRENGTH OF	OPP. STRENGTH	TEAM	ADJ.	CONF.	ADJ CONF.
Average RPI Loss:	150	RECORD	PCT. RANK	GAMES	SCHEDULE	OF SCHEDULE	RPI	RPI	RPI	RPI
DIV. I ONLY	6- 3	89	6- 3	167	246	86	86	8	8	
DIV. I NON-CONF.	6- 3	89	6- 3	167	246	86	86	8	8	
TOTALS	RPI 1-25	RPI 26-50	W-L RECORDS	RPI 51-100	RPI 101-150	RPI 150+				
6- 3	0- 0	0- 0	OVERALL	0- 1	2- 0	4- 2				
4- 0	0- 0	0- 0	HOME	0- 0	1- 0	3- 0				
1- 3	0- 0	0- 0	AWAY	0- 1	1- 0	0- 2				
1- 0	0- 0	0- 0	NEUTRAL	0- 0	0- 0	1- 0				
6- 3	0- 0	0- 0	NON-CONFERENCE	0- 1	2- 0	4- 2				
4- 0	0- 0	0- 0	HOME	0- 0	1- 0	3- 0				
1- 3	0- 0	0- 0	AWAY	0- 1	1- 0	0- 2				
1- 0	0- 0	0- 0	NEUTRAL	0- 0	0- 0	1- 0				
0- 0	0- 0	0- 0	CONFERENCE	0- 0	0- 0	0- 0				
0- 0	0- 0	0- 0	HOME	0- 0	0- 0	0- 0				
0- 0	0- 0	0- 0	AWAY	0- 0	0- 0	0- 0				
0- 0	0- 0	0- 0	NEUTRAL	0- 0	0- 0	0- 0				

RPI 1-25	RPI 26-50	RPI 51-100	Team's RPI: 86	RPI 101+
RPI S Opponent Score	RPI S Opponent Score	RPI S Opponent Score		RPI S Opponent Score
		67 A Purdue 66 75		104 H Jacksonville St. 58 55
				112 A IUPUI 96 83
				151 A Loyol a Marymount 71 84
				233 A Ci nci nnati 62 73
				246 H Cani si us 72 47
				267 N Denver 69 52
				274 H Val parai so 77 68
				277 H Detroi t Mercy 91 64
LAST 12 Division I GAMES:				
112 A IUPUI 96 83	104 H Jacksonville St. 58 55			
246 H Cani si us 72 47	67 A Purdue 66 75			
267 N Denver 69 52	277 H Detroi t Mercy 91 64			
151 A Loyol a Marymount 71 84				
274 H Val parai so 77 68				
233 A Ci nci nnati 62 73				

Non-Div I Games:

Average RPI Win:	190	WON-LOST	WINNING	LAST 10	STRENGTH OF	OPP. STRENGTH	TEAM	ADJ.	CONF.	ADJ CONF.
Average RPI Loss:	4	RECORD	PCT. RANK	GAMES	SCHEDULE	OF SCHEDULE	RPI	RPI	RPI	RPI
DIV. I ONLY	10- 2	29	8- 2	99	84	38	38	3	3	
DIV. I NON-CONF.	10- 2	29	10- 2	99	84	38	38	3	3	
-----										
TOTALS	RPI 1-25	RPI 26-50	W-L RECORDS	RPI 51-100	RPI 101-150	RPI 150+				
10- 2	0- 2	1- 0	OVERALL	0- 0	2- 0	7- 0				
7- 1	0- 1	1- 0	HOME	0- 0	1- 0	5- 0				
3- 1	0- 1	0- 0	AWAY	0- 0	1- 0	2- 0				
0- 0	0- 0	0- 0	NEUTRAL	0- 0	0- 0	0- 0				
10- 2	0- 2	1- 0	NON-CONFERENCE	0- 0	2- 0	7- 0				
7- 1	0- 1	1- 0	HOME	0- 0	1- 0	5- 0				
3- 1	0- 1	0- 0	AWAY	0- 0	1- 0	2- 0				
0- 0	0- 0	0- 0	NEUTRAL	0- 0	0- 0	0- 0				
0- 0	0- 0	0- 0	CONFERENCE	0- 0	0- 0	0- 0				
0- 0	0- 0	0- 0	HOME	0- 0	0- 0	0- 0				
0- 0	0- 0	0- 0	AWAY	0- 0	0- 0	0- 0				
0- 0	0- 0	0- 0	NEUTRAL	0- 0	0- 0	0- 0				

RPI 1-25				RPI 26-50				Team's RPI: 38				RPI 51-100				RPI 101+			
RPI	S	Opponent	Score	RPI	S	Opponent	Score	RPI	S	Opponent	Score	RPI	S	Opponent	Score	RPI	S	Opponent	Score
2	H	Notre Dame	63 83	44	H	Marquette	82 76									106	H	George Mason	75 61
6	A	Louisville	49 74													146	A	Ohio	74 61
																163	H	Oakland	78 69
																171	H	North Florida	79 34
																213	H	Kent St.	54 41
																237	H	Liberty	74 50
																256	A	LIU Brooklyn	86 49
																277	A	Detroit Mercy	86 50
																282	H	Fort Wayne	77 45
LAST 12 Division I GAMES:																			
277	A	Detroit Mercy	86 50	282	H	Fort Wayne	77 45												
256	A	LIU Brooklyn	86 49	171	H	North Florida	79 34												
2	H	Notre Dame	63 83	213	H	Kent St.	54 41												
146	A	Ohio	74 61	44	H	Marquette	82 76												
163	H	Oakland	78 69	237	H	Liberty	74 50												
6	A	Louisville	49 74	106	H	George Mason	75 61												

Non-Div I Games:

Michigan

Average RPI Win:	196	WON-LOST	WINNING	LAST 10	STRENGTH OF	OPP. STRENGTH	TEAM	ADJ.	CONF.	ADJ CONF.
Average RPI Loss:	46	RECORD	PCT. RANK	GAMES	SCHEDULE	OF SCHEDULE	RPI	RPI	RPI	RPI
DIV. I ONLY	7- 3	77	7- 3	96	34	52	52	3	3	
DIV. I NON-CONF.	7- 3	77	7- 3	96	34	52	52	3	3	
-----										
TOTALS	RPI 1-25	RPI 26-50	W-L RECORDS	RPI 51-100	RPI 101-150	RPI 150+				
7- 3	0- 2	0- 0	OVERALL	1- 0	1- 1	5- 0				
5- 0	0- 0	0- 0	HOME	1- 0	0- 0	4- 0				
2- 2	0- 1	0- 0	AWAY	0- 0	1- 1	1- 0				
0- 1	0- 1	0- 0	NEUTRAL	0- 0	0- 0	0- 0				
7- 3	0- 2	0- 0	NON-CONFERENCE	1- 0	1- 1	5- 0				
5- 0	0- 0	0- 0	HOME	1- 0	0- 0	4- 0				
2- 2	0- 1	0- 0	AWAY	0- 0	1- 1	1- 0				
0- 1	0- 1	0- 0	NEUTRAL	0- 0	0- 0	0- 0				
0- 0	0- 0	0- 0	CONFERENCE	0- 0	0- 0	0- 0				
0- 0	0- 0	0- 0	HOME	0- 0	0- 0	0- 0				
0- 0	0- 0	0- 0	AWAY	0- 0	0- 0	0- 0				
0- 0	0- 0	0- 0	NEUTRAL	0- 0	0- 0	0- 0				

RPI 1-25				RPI 26-50				RPI 51-100 Team's RPI: 52				RPI 101+			
RPI	S	Opponent	Score	RPI	S	Opponent	Score	RPI	S	Opponent	Score	RPI	S	Opponent	Score
1	N	UConn	62 96					85	H	Western Mich.	65 62	129	A	ETSU	83 74
2	A	Notre Dame	59 90									134	A	Miami (FL)	57 67
												163	H	Oakland	95 63
												198	H	Col. of Charleston	107 43
												203	H	Robert Morris	100 58
												277	A	Detroit Mercy	97 60
												315	H	Rhode Island	82 38
-----															
LAST 12 Division I GAMES:															
134	A	Miami (FL)	57 67	129	A	ETSU	83 74	315	H	Rhode Island	82 38	2	A	Notre Dame	59 90
1	N	UConn	62 96	85	H	Western Mich.	65 62								
277	A	Detroit Mercy	97 60												
198	H	Col. of Charleston	107 43												
163	H	Oakland	95 63												
203	H	Robert Morris	100 58												

Non-Div I Games:

Michigan St.



Average RPI Win:	243	WON-LOST	WINNING	LAST 10	STRENGTH OF	OPP. STRENGTH	TEAM	ADJ.	CONF.	ADJ CONF.
Average RPI Loss:	55	RECORD	PCT. RANK	GAMES	SCHEDULE	OF SCHEDULE	RPI	RPI	RPI	RPI
DIV. I ONLY	6- 4	117	6- 4	261	79	133	133	17	17	
DIV. I NON-CONF.	6- 4	117	6- 4	261	79	133	133	17	17	
-----										
TOTALS	RPI 1-25	RPI 26-50	W-L RECORDS	RPI 51-100	RPI 101-150	RPI 150+				
6- 4	0- 1	0- 2	OVERALL	0- 0	2- 1	4- 0				
4- 0	0- 0	0- 0	HOME	0- 0	1- 0	3- 0				
2- 4	0- 1	0- 2	AWAY	0- 0	1- 1	1- 0				
0- 0	0- 0	0- 0	NEUTRAL	0- 0	0- 0	0- 0				
6- 4	0- 1	0- 2	NON-CONFERENCE	0- 0	2- 1	4- 0				
4- 0	0- 0	0- 0	HOME	0- 0	1- 0	3- 0				
2- 4	0- 1	0- 2	AWAY	0- 0	1- 1	1- 0				
0- 0	0- 0	0- 0	NEUTRAL	0- 0	0- 0	0- 0				
0- 0	0- 0	0- 0	CONFERENCE	0- 0	0- 0	0- 0				
0- 0	0- 0	0- 0	HOME	0- 0	0- 0	0- 0				
0- 0	0- 0	0- 0	AWAY	0- 0	0- 0	0- 0				
0- 0	0- 0	0- 0	NEUTRAL	0- 0	0- 0	0- 0				

RPI 1-25				RPI 26-50				RPI 51-100				RPI 101+				Team's RPI: 133
RPI	S	Opponent	Score	RPI	S	Opponent	Score	RPI	S	Opponent	Score	RPI	S	Opponent	Score	
6	A	Louisville	26 80	33	A	Georgia Tech	45 48					108	H	Troy	73 57	
				50	A	Ole Miss	56 65					131	A	Tulane	44 62	
												144	A	Vanderbilt	65 54	
												271	H	Tennessee Tech	58 44	
												296	H	Lipscomb	72 48	
												319	H	Coppin St.	69 39	
												321	A	UNC Asheville	72 57	
-----																
LAST 12 Division I GAMES:																
321	A	UNC Asheville	72 57	131	A	Tulane	44 62									
296	H	Lipscomb	72 48	108	H	Troy	73 57									
271	H	Tennessee Tech	58 44	6	A	Louisville	26 80									
144	A	Vanderbilt	65 54	319	H	Coppin St.	69 39									
				33	A	Georgia Tech	45 48									
				50	A	Ole Miss	56 65									

Non-Div I Games:

Middle Tenn.

Average RPI	Win:	220	WON-LOST	WINNING	LAST 10	STRENGTH OF	OPP. STRENGTH	TEAM	ADJ.	CONF.	ADJ CONF.
Average RPI	Loss:	81	RECORD	PCT. RANK	GAMES	SCHEDULE	OF SCHEDULE	RPI	RPI	RPI	RPI
DIV. I ONLY		8- 3		69	8- 2	204	129	87	87	15	15
DIV. I NON-CONF.		8- 3		69	8- 3	204	129	87	87	15	15
-----											
TOTALS	RPI 1-25		RPI 26-50		W-L RECORDS	RPI 51-100		RPI 101-150		RPI 150+	
8- 3	0- 0		0- 2		OVERALL	0- 0		2- 0		6- 1	
3- 1	0- 0		0- 1		HOME	0- 0		0- 0		3- 0	
4- 1	0- 0		0- 0		AWAY	0- 0		2- 0		2- 1	
1- 1	0- 0		0- 1		NEUTRAL	0- 0		0- 0		1- 0	
8- 3	0- 0		0- 2		NON-CONFERENCE	0- 0		2- 0		6- 1	
3- 1	0- 0		0- 1		HOME	0- 0		0- 0		3- 0	
4- 1	0- 0		0- 0		AWAY	0- 0		2- 0		2- 1	
1- 1	0- 0		0- 1		NEUTRAL	0- 0		0- 0		1- 0	
0- 0	0- 0		0- 0		CONFERENCE	0- 0		0- 0		0- 0	
0- 0	0- 0		0- 0		HOME	0- 0		0- 0		0- 0	
0- 0	0- 0		0- 0		AWAY	0- 0		0- 0		0- 0	
0- 0	0- 0		0- 0		NEUTRAL	0- 0		0- 0		0- 0	

RPI	S	Opponent	Score	RPI	S	Opponent	Score	RPI	S	Opponent	Score	RPI	S	Opponent	Score
				27	N	Houston	59 74					135	A	Western Ill.	77 67
				44	H	Marquette	68 83					139	A	Wisconsin	67 64
												161	A	Northwestern	66 57
												172	A	Drake	73 77
												215	N	CSUN	58 50
												254	H	North Dakota St.	74 38
												278	H	Illinois St.	61 59
												282	A	Fort Wayne	60 48
												298	H	Loyola Chi cago	63 41
-----															
LAST 12 Division I GAMES:															
				44	H	Marquette	68 83					282	A	Fort Wayne	60 48
				139	A	Wisconsin	67 64					278	H	Illinois St.	61 59
				215	N	CSUN	58 50					161	A	Northwestern	66 57
				27	N	Houston	59 74					254	H	North Dakota St.	74 38
				172	A	Drake	73 77					135	A	Western Ill.	77 67
												298	H	Loyola Chi cago	63 41

Non-Div I Games:

Milwaukee

M  
i  
n  
n  
e  
s  
o  
t  
aM  
i  
n  
n  
e  
s  
o  
t  
a

Minnesota

Average RPI	Win:	117	WON-LOST	WINNING	LAST 10	STRENGTH OF	OPP. STRENGTH	TEAM	ADJ.	CONF.	ADJ CONF.
Average RPI	Loss:	0	RECORD	PCT. RANK	GAMES	SCHEDULE	OF SCHEDULE	RPI	RPI	RPI	RPI
DIV. I ONLY		11- 0		1	10- 0	39	20	3	3	1	1
DIV. I NON-CONF.		11- 0		1	11- 0	39	20	3	3	1	1
-----											
TOTALS	RPI 1-25		RPI 26-50		W-L RECORDS	RPI 51-100		RPI 101-150		RPI 150+	
11- 0	2- 0		1- 0		OVERALL	2- 0		1- 0		5- 0	
7- 0	1- 0		0- 0		HOME	2- 0		1- 0		3- 0	
0- 0	0- 0		0- 0		AWAY	0- 0		0- 0		0- 0	
4- 0	1- 0		1- 0		NEUTRAL	0- 0		0- 0		2- 0	
11- 0	2- 0		1- 0		NON-CONFERENCE	2- 0		1- 0		5- 0	
7- 0	1- 0		0- 0		HOME	2- 0		1- 0		3- 0	
0- 0	0- 0		0- 0		AWAY	0- 0		0- 0		0- 0	
4- 0	1- 0		1- 0		NEUTRAL	0- 0		0- 0		2- 0	
0- 0	0- 0		0- 0		CONFERENCE	0- 0		0- 0		0- 0	
0- 0	0- 0		0- 0		HOME	0- 0		0- 0		0- 0	
0- 0	0- 0		0- 0		AWAY	0- 0		0- 0		0- 0	
0- 0	0- 0		0- 0		NEUTRAL	0- 0		0- 0		0- 0	

RPI 1-25				RPI 26-50				RPI 51-100				RPI 101+			
RPI	S	Opponent	Score	RPI	S	Opponent	Score	RPI	S	Opponent	Score	RPI	S	Opponent	Score
4	N	Green Bay	67 46	48	N	Arizona St.	65 57	61	H	Oklahoma St.	79 76	117	H	Virginia	68 53
10	H	Oregon	90 79					76	H	Maine	83 43	162	N	Columbia	90 54
												174	H	Southern Miss.	91 56
												187	N	Louisiana	94 37
												188	H	Little Rock	86 48
												265	H	Georgia St.	106 50
-----															
LAST 12 Division I GAMES:															
76	H	Maine	83 43	61	H	Oklahoma St.	79 76	187	N	Louisiana	94 37	4	N	Green Bay	67 46
10	H	Oregon	90 79					162	N	Columbia	90 54	48	N	Arizona St.	65 57
188	H	Little Rock	86 48					174	H	Southern Miss.	91 56				
265	H	Georgia St.	106 50												
117	H	Virginia	68 53												

Non-Div I Games:

Mississippi St.

Average RPI Win:	0	WON-LOST	WINNING	LAST 10	STRENGTH OF	OPP. STRENGTH	TEAM	ADJ.	CONF.	ADJ CONF.
Average RPI Loss:	174	RECORD	PCT. RANK	GAMES	SCHEDULE	OF SCHEDULE	RPI	RPI	RPI	RPI
DIV. I ONLY	0- 8	331	0- 8	186	258	324	324	31	31	
DIV. I NON-CONF.	0- 8	331	0- 8	186	258	324	324	31	31	
-----										
TOTALS	RPI 1-25	RPI 26-50	W-L RECORDS	RPI 51-100	RPI 101-150	RPI 150+				
0- 8	0- 0	0- 1	OVERALL	0- 1	0- 0	0- 6				
0- 1	0- 0	0- 0	HOME	0- 0	0- 0	0- 1				
0- 4	0- 0	0- 0	AWAY	0- 0	0- 0	0- 0				
0- 3	0- 0	0- 0	NEUTRAL	0- 0	0- 0	0- 3				
0- 8	0- 0	0- 1	NON-CONFERENCE	0- 1	0- 0	0- 6				
0- 1	0- 0	0- 0	HOME	0- 0	0- 0	0- 1				
0- 4	0- 0	0- 1	AWAY	0- 1	0- 0	0- 2				
0- 3	0- 0	0- 0	NEUTRAL	0- 0	0- 0	0- 3				
0- 0	0- 0	0- 0	CONFERENCE	0- 0	0- 0	0- 0				
0- 0	0- 0	0- 0	HOME	0- 0	0- 0	0- 0				
0- 0	0- 0	0- 0	AWAY	0- 0	0- 0	0- 0				
0- 0	0- 0	0- 0	NEUTRAL	0- 0	0- 0	0- 0				

RPI 1-25				RPI 26-50				RPI 51-100				RPI 101+				Team's RPI: 324
RPI	S	Opponent	Score	RPI	S	Opponent	Score	RPI	S	Opponent	Score	RPI	S	Opponent	Score	
				34	A	Western Ky.	48 87	64	A	Colorado	48 85	172	N	Drake	60 96	
												174	A	Southern Mi ss.	69 84	
												177	A	UAB	72 87	
												253	H	Nicholls St.	57 62	
												255	N	UTSA	55 68	
												262	N	Massachusetts	46 85	
-----																
LAST 12 Division I GAMES:																
				253	H	Nicholls St.	57 62	172	N	Drake	60 96					
				34	A	Western Ky.	48 87	64	A	Colorado	48 85					
				262	N	Massachusetts	46 85	174	A	Southern Mi ss.	69 84					
				255	N	UTSA	55 68	177	A	UAB	72 87					

Non-Div I Games:

Mississippi Val.

Missouri

Missouri					Through Games Of Dec. 17, 2017						
Average RPI	Win:	143	WON-LOST	WINNING	LAST 10	STRENGTH OF	OPP. STRENGTH	TEAM	ADJ.	CONF.	ADJ CONF.
Average RPI	Loss:	34	RECORD	PCT. RANK	GAMES	SCHEDULE	OF SCHEDULE	RPI	RPI	RPI	RPI
DIV. I ONLY		10- 1	10	10- 0	86	21	16	16	1	1	
DIV. I NON-CONF.		10- 1	10	10- 1	86	21	16	16	1	1	
-----											
TOTALS	RPI 1-25		RPI 26-50		W-L RECORDS	RPI 51-100		RPI 101-150		RPI 150+	
10- 1	3- 0		0- 1		OVERALL	1- 0		1- 0		5- 0	
5- 0	1- 0		0- 0		HOME	0- 0		1- 0		3- 0	
2- 0	1- 0		0- 0		AWAY	0- 0		0- 0		1- 0	
3- 1	1- 0		0- 1		NEUTRAL	1- 0		0- 0		1- 0	
10- 1	3- 0		0- 1		NON-CONFERENCE	1- 0		1- 0		5- 0	
5- 0	1- 0		0- 0		HOME	0- 0		1- 0		3- 0	
2- 0	1- 0		0- 0		AWAY	0- 0		0- 0		1- 0	
3- 1	1- 0		0- 1		NEUTRAL	1- 0		0- 0		1- 0	
0- 0	0- 0		0- 0		CONFERENCE	0- 0		0- 0		0- 0	
0- 0	0- 0		0- 0		HOME	0- 0		0- 0		0- 0	
0- 0	0- 0		0- 0		AWAY	0- 0		0- 0		0- 0	
0- 0	0- 0		0- 0		NEUTRAL	0- 0		0- 0		0- 0	

RPI 1-25 Team's RPI: 16				RPI 26-50				RPI 51-100				RPI 101+			
RPI	S	Opponent	Score	RPI	S	Opponent	Score	RPI	S	Opponent	Score	RPI	S	Opponent	Score
14	A	Cal i forni a	55 52	34	N	Western Ky.	76 79	84	N	Indi ana	75 55	143	H	Wright St.	82 80
19	H	Kansas St.	73 59									179	H	Saint Louis	70 58
24	N	Qui nni pi ac	66 51									192	A	Mi ssouri St.	69 59
												219	H	SIUE	78 48
												239	H	New Orle ans	81 45
												319	N	Coppi n St.	73 50
-----															
LAST 12 Di vi si on I GAMES:															
179	H	Saint Louis	70 58	84	N	Indi ana	75 55	219	H	SIUE	78 48				
239	H	New Orleans	81 45					143	H	Wright St.	82 80				
19	H	Kansas St.	73 59					24	N	Qui nni pi ac	66 51				
14	A	Cal i forni a	55 52	34	N	Western Ky.	76 79								
319	N	Coppi n St.	73 50												
192	A	Mi ssouri St.	69 59												

Non-Di v I Games:

Missouri

Missouri

Average RPI Win:	205	WON-LOST	WINNING	LAST 10	STRENGTH OF	OPP. STRENGTH	TEAM	ADJ.	CONF.	ADJ CONF.
Average RPI Loss:	105	RECORD	PCT. RANK	GAMES	SCHEDULE	OF SCHEDULE	RPI	RPI	RPI	RPI
DIV. I ONLY	3- 6	232	3- 6	55	199	192	192	26	26	
DIV. I NON-CONF.	3- 6	232	3- 6	55	199	192	192	26	26	
-----										
TOTALS	RPI 1-25	RPI 26-50	W-L RECORDS	RPI 51-100	RPI 101-150	RPI 150+				
3- 6	0- 1	0- 2	OVERALL	0- 0	0- 1	3- 2				
3- 1	0- 1	0- 0	HOME	0- 0	0- 0	3- 0				
0- 3	0- 0	0- 1	AWAY	0- 0	0- 0	0- 2				
0- 2	0- 0	0- 1	NEUTRAL	0- 0	0- 1	0- 0				
3- 6	0- 1	0- 2	NON-CONFERENCE	0- 0	0- 1	3- 2				
3- 1	0- 1	0- 0	HOME	0- 0	0- 0	3- 0				
0- 3	0- 0	0- 1	AWAY	0- 0	0- 0	0- 2				
0- 2	0- 0	0- 1	NEUTRAL	0- 0	0- 1	0- 0				
0- 0	0- 0	0- 0	CONFERENCE	0- 0	0- 0	0- 0				
0- 0	0- 0	0- 0	HOME	0- 0	0- 0	0- 0				
0- 0	0- 0	0- 0	AWAY	0- 0	0- 0	0- 0				
0- 0	0- 0	0- 0	NEUTRAL	0- 0	0- 0	0- 0				

RPI 1-25				RPI 26-50				RPI 51-100				RPI 101+ Team's RPI : 192											
RPI	S	Opponent	Score	RPI	S	Opponent	Score	RPI	S	Opponent	Score	RPI	S	Opponent	Score								
16	H	Missouri	59 69	30	N	Bayl or	58 100					128	N	Penn	60 65								
				41	A	Ball St.	58 70					161	H	Northwestern	90 59								
												188	A	Little Rock	51 63								
												226	H	Oral Roberts	76 66								
												228	A	Wichi ta St.	58 72								
												228	H	Wichi ta St.	94 71								
-----																							
LAST 12 Division I GAMES:																							
188	A	Little Rock	51 63	161	H	Northwestern	90 59																
228	A	Wichi ta St.	58 72	226	H	Oral Roberts	76 66																
128	N	Penn	60 65	228	H	Wichi ta St.	94 71																
30	N	Bayl or	58 100																				
16	H	Missouri	59 69																				
41	A	Ball St.	58 70																				

Non-Div I Games: Central Mo. 62 36

Missouri St.

Average RPI Win:	189	WON-LOST	WINNING	LAST 10	STRENGTH OF	OPP. STRENGTH	TEAM	ADJ.	CONF.	ADJ CONF.
Average RPI Loss:	131	RECORD	PCT. RANK	GAMES	SCHEDULE	OF SCHEDULE	RPI	RPI	RPI	RPI
DIV. I ONLY	2- 8	284	2- 8	29	307	208	208	22	22	
DIV. I NON-CONF.	2- 8	284	2- 8	29	307	208	208	22	22	
-----										
TOTALS	RPI 1-25	RPI 26-50	W-L RECORDS	RPI 51-100	RPI 101-150	RPI 150+				
2- 8	0- 0	0- 1	OVERALL	0- 3	0- 1	2- 3				
1- 3	0- 0	0- 1	HOME	0- 1	0- 0	1- 1				
0- 5	0- 0	0- 0	AWAY	0- 2	0- 1	0- 2				
1- 0	0- 0	0- 0	NEUTRAL	0- 0	0- 0	1- 0				
2- 8	0- 0	0- 1	NON-CONFERENCE	0- 3	0- 1	2- 3				
1- 3	0- 0	0- 1	HOME	0- 1	0- 0	1- 1				
0- 5	0- 0	0- 0	AWAY	0- 2	0- 1	0- 2				
1- 0	0- 0	0- 0	NEUTRAL	0- 0	0- 0	1- 0				
0- 0	0- 0	0- 0	CONFERENCE	0- 0	0- 0	0- 0				
0- 0	0- 0	0- 0	HOME	0- 0	0- 0	0- 0				
0- 0	0- 0	0- 0	AWAY	0- 0	0- 0	0- 0				
0- 0	0- 0	0- 0	NEUTRAL	0- 0	0- 0	0- 0				

RPI S Opponent	RPI S Opponent	RPI S Opponent	RPI S Opponent	Team's RPI: 208
RPI 1-25	RPI 26-50	RPI 51-100	RPI 101+	Score
45 H Virginia Tech	34 84	73 H Albany (NY) 44 68	102 A Jacksonville 65 74	
		82 A Navy 49 73	171 N North Florida 67 57	
		95 A Clemson 54 57	203 A Robert Morris 38 56	
			206 H Sacred Heart 69 64	
			210 A Fairleigh Dickinson 61 78	
			235 H Lehigh 57 75	
LAST 12 Division I GAMES:				
95 A Clemson 54 57	45 H Virginia Tech 34 84	210 A Fairleigh Dickinson 61 78	203 A Robert Morris 38 56	
73 H Albany (NY) 44 68		82 A Navy 49 73	171 N North Florida 67 57	
235 H Lehigh 57 75		102 A Jacksonville 65 74		
206 H Sacred Heart 69 64				

Non-Div I Games:

Monmouth



Average RPI	Win: 272	WON-LOST RECORD	WINNING PCT. RANK	LAST 10 GAMES	STRENGTH OF SCHEDULE	OPP. STRENGTH OF SCHEDULE	TEAM RPI	ADJ. RPI	CONF. RPI	ADJ CONF. RPI
Average RPI	Loss: 159									
DIV. I ONLY		3- 7	247	3- 7	268	228	308	308	18	18
DIV. I NON-CONF.		3- 7	247	3- 7	268	228	308	308	18	18
-----										
TOTALS	RPI 1-25		RPI 26-50		W-L RECORDS		RPI 51-100		RPI 101-150	RPI 150+
3- 7	0- 0		0- 1		OVERALL		0- 1		0- 2	3- 3
3- 3	0- 0		0- 0		HOME		0- 1		0- 1	3- 1
0- 2	0- 0		0- 0		AWAY		0- 0		0- 1	0- 1
0- 2	0- 0		0- 1		NEUTRAL		0- 0		0- 0	0- 1
3- 7	0- 0		0- 1		NON-CONFERENCE		0- 1		0- 2	3- 3
3- 3	0- 0		0- 0		HOME		0- 1		0- 1	3- 1
0- 2	0- 0		0- 0		AWAY		0- 0		0- 1	0- 1
0- 2	0- 0		0- 1		NEUTRAL		0- 0		0- 0	0- 1
0- 0	0- 0		0- 0		CONFERENCE		0- 0		0- 0	0- 0
0- 0	0- 0		0- 0		HOME		0- 0		0- 0	0- 0
0- 0	0- 0		0- 0		AWAY		0- 0		0- 0	0- 0
0- 0	0- 0		0- 0		NEUTRAL		0- 0		0- 0	0- 0

RPI 1-25				RPI 26-50				RPI 51-100				RPI 101+ Team's RPI: 308			
RPI	S	Opponent	Score	RPI	S	Opponent	Score	RPI	S	Opponent	Score	RPI	S	Opponent	Score
				44	N	Marquette	68 87	78	H	Kentucky	54 71	121	H	Gonzaga	55 70
												140	A	Wyoming	62 67
												168	H	Seattle U	64 78
												232	H	SFA	60 52
												250	H	Long Beach St.	67 60
												270	A	Fresno St.	58 61
												294	N	Indiana St.	45 57
												333	H	Cal St. Fullerton	68 47
-----															
LAST 12 Division I GAMES:															
168	H	Seattle U	64 78	232	H	SFA	60 52	270	A	Fresno St.	58 61	250	H	Long Beach St.	67 60
78	H	Kentucky	54 71	333	H	Cal St. Fullerton	68 47	78	H	Kentucky	54 71	333	H	Cal St. Fullerton	68 47
140	A	Wyoming	62 67	44	N	Marquette	68 87	44	N	Marquette	68 87	44	N	Marquette	68 87
				294	N	Indiana St.	45 57	294	N	Indiana St.	45 57	294	N	Indiana St.	45 57
				121	H	Gonzaga	55 70	121	H	Gonzaga	55 70	121	H	Gonzaga	55 70

Non-Div I Games:

Montana

Average RPI	Win: 240	WON-LOST	WINNING	LAST 10	STRENGTH OF	OPP. STRENGTH	TEAM	ADJ.	CONF.	ADJ CONF.
Average RPI	Loss: 121	RECORD	PCT. RANK	GAMES	SCHEDULE	OF SCHEDULE	RPI	RPI	RPI	RPI
DIV. I ONLY	4- 4	158	4- 4	115	279	124	124	18	18	
DIV. I NON-CONF.	4- 4	158	4- 4	115	279	124	124	18	18	
-----										
TOTALS	RPI 1-25	RPI 26-50	W-L RECORDS	RPI 51-100	RPI 101-150	RPI 150+				
4- 4	0- 0	0- 1	OVERALL	0- 0	1- 1	3- 2				
2- 0	0- 0	0- 0	HOME	0- 0	1- 0	1- 0				
1- 3	0- 0	0- 1	AWAY	0- 0	0- 0	1- 2				
1- 1	0- 0	0- 0	NEUTRAL	0- 0	0- 1	1- 0				
4- 4	0- 0	0- 1	NON-CONFERENCE	0- 0	1- 1	3- 2				
2- 0	0- 0	0- 0	HOME	0- 0	1- 0	1- 0				
1- 3	0- 0	0- 1	AWAY	0- 0	0- 0	1- 2				
1- 1	0- 0	0- 0	NEUTRAL	0- 0	0- 1	1- 0				
0- 0	0- 0	0- 0	CONFERENCE	0- 0	0- 0	0- 0				
0- 0	0- 0	0- 0	HOME	0- 0	0- 0	0- 0				
0- 0	0- 0	0- 0	AWAY	0- 0	0- 0	0- 0				
0- 0	0- 0	0- 0	NEUTRAL	0- 0	0- 0	0- 0				

RPI 1-25				RPI 26-50				RPI 51-100				RPI 101+				Team's RPI: 124
RPI	S	Opponent	Score	RPI	S	Opponent	Score	RPI	S	Opponent	Score	RPI	S	Opponent	Score	
				31	A	Southern Cal i forni a	47 98					107	N	Nevada	53 67	
												140	H	Wyomi ng	50 46	
												166	A	Omaha	53 64	
												181	A	Hawai i	75 81	
												232	H	SFA	59 54	
												250	A	Long Beach St.	62 51	
												336	N	Utah St.	64 52	
LAST 12 Division I GAMES:																
232	H	SFA	59 54	140	H	Wyomi ng	50 46									
181	A	Hawai i	75 81	166	A	Omaha	53 64									
107	N	Nevada	53 67	250	A	Long Beach St.	62 51									
336	N	Utah St.	64 52	31	A	Southern Cal i forni a	47 98									

Non-Div I Games: Mont. St. Billings 67 47 Providence (MT) 66 31

Montana St.

Average RPI Win:	264	WON-LOST	WINNING	LAST 10	STRENGTH OF	OPP. STRENGTH	TEAM	ADJ.	CONF.	ADJ CONF.
Average RPI Loss:	114	RECORD	PCT. RANK	GAMES	SCHEDULE	OF SCHEDULE	RPI	RPI	RPI	RPI
DIV. I ONLY	6- 3	89	5- 3	341	114	229	229	25	25	
DIV. I NON-CONF.	6- 3	89	6- 3	341	114	229	229	25	25	
<hr/>										
TOTALS	RPI 1-25	RPI 26-50	W-L RECORDS	RPI 51-100	RPI 101-150	RPI 150+				
6- 3	0- 0	0- 0	OVERALL	0- 2	0- 0	6- 1				
2- 2	0- 0	0- 0	HOME	0- 1	0- 0	2- 1				
4- 1	0- 0	0- 0	AWAY	0- 0	0- 0	4- 0				
0- 0	0- 0	0- 0	NEUTRAL	0- 0	0- 0	0- 0				
6- 3	0- 0	0- 0	NON-CONFERENCE	0- 2	0- 0	6- 1				
2- 2	0- 0	0- 0	HOME	0- 1	0- 0	2- 1				
4- 1	0- 0	0- 0	AWAY	0- 1	0- 0	4- 0				
0- 0	0- 0	0- 0	NEUTRAL	0- 0	0- 0	0- 0				
0- 0	0- 0	0- 0	CONFERENCE	0- 0	0- 0	0- 0				
0- 0	0- 0	0- 0	HOME	0- 0	0- 0	0- 0				
0- 0	0- 0	0- 0	AWAY	0- 0	0- 0	0- 0				
0- 0	0- 0	0- 0	NEUTRAL	0- 0	0- 0	0- 0				

RPI 1-25				RPI 26-50				RPI 51-100				RPI 101+				Team's RPI: 229	
RPI	S	Opponent	Score	RPI	S	Opponent	Score	RPI	S	Opponent	Score	RPI	S	Opponent	Score		
								78	A	Kentucky	53	86	171	H	North Florida	56	61
								93	H	Gardner-Webb	60	68	184	H	Sacramento St.	75	71
													201	H	Southern Ill.	85	81
													246	A	Canisius	76	52
													296	A	Lipscomb	75	55
													329	A	Evansville	82	75
													330	A	Chicago St.	79	40
LAST 12 Division I GAMES:																	
				296	A	Lipscomb	75	55					246	A	Canisius	76	52
				201	H	Southern Ill.	85	81					329	A	Evansville	82	75
				330	A	Chicago St.	79	40					184	H	Sacramento St.	75	71
				78	A	Kentucky	53	86									
				171	H	North Florida	56	61									
				93	H	Gardner-Webb	60	68									

Non-Div I Games:      Brescia      120 41      Ky. Christian      115 39

Morehead St.

Average RPI Win: 298

Average RPI Loss: 110

WON-LOST  
RECORDWINNING  
PCT. RANKLAST 10  
GAMESSTRENGTH OF  
SCHEDULEOPP. STRENGTH  
OF SCHEDULETEAM  
RPIADJ.  
RPICONF.  
RPIADJ CONF.  
RPIDIV. I ONLY  
DIV. I NON-CONF.4- 4  
4- 4158  
1584- 4  
4- 4297  
297160  
160225  
225225  
22532  
3232  
32

TOTALS

RPI 1-25

RPI 26-50

W-L RECORDS

RPI 51-100

RPI 101-150

RPI 150+

4- 4 0- 1  
3- 0 0- 0  
1- 3 0- 0  
0- 1 0- 10- 1  
0- 0  
0- 0  
0- 0OVERALL  
HOME  
AWAY  
NEUTRAL0- 1  
0- 0  
0- 0  
0- 00- 0  
0- 0  
0- 0  
0- 04- 1  
3- 0  
1- 0  
0- 04- 4 0- 1  
3- 0 0- 0  
1- 3 0- 0  
0- 1 0- 10- 1  
0- 0  
0- 1  
0- 0NON-CONFERENCE  
HOME  
AWAY  
NEUTRAL0- 1  
0- 0  
0- 1  
0- 00- 0  
0- 0  
0- 0  
0- 04- 1  
3- 0  
1- 1  
0- 00- 0 0- 0  
0- 0 0- 0  
0- 0 0- 0  
0- 0 0- 00- 0  
0- 0  
0- 0  
0- 0CONFERENCE  
HOME  
AWAY  
NEUTRAL0- 0  
0- 0  
0- 0  
0- 00- 0  
0- 0  
0- 0  
0- 00- 0  
0- 0  
0- 0  
0- 0

RPI 1-25

RPI 26-50

RPI 51-100

RPI 101+

Team's RPI: 225

RPI S Opponent Score  
21 N Iowa 46 90RPI S Opponent Score  
26 A Syracuse 68 95RPI S Opponent Score  
79 A Dayton 52 88RPI S Opponent Score  
227 A Central Conn. St. 61 41  
292 H Mt. St. Mary's 75 67  
313 A Marshall 68 73  
331 H FIU 62 51  
343 H NJIT 55 43

LAST 12 Division I GAMES:

21 N Iowa	46	90	313 A Marshall	68	73
79 A Dayton	52	88	331 H FIU	62	51
26 A Syracuse	68	95	343 H NJIT	55	43
			227 A Central Conn. St.	61	41
			292 H Mt. St. Mary's	75	67

Non-Div I Games:

Cheyney

123 53

Lincoln (PA)

60 41

Morgan St.

Loss, 
 Non-Conf, S Site, 
 H Home
A Away 
 N Neutral

Average RPI Win:	289	WON-LOST	WINNING	LAST 10	STRENGTH OF	OPP. STRENGTH	TEAM	ADJ.	CONF.	ADJ CONF.
Average RPI Loss:	161	RECORD	PCT. RANK	GAMES	SCHEDULE	OF SCHEDULE	RPI	RPI	RPI	RPI
DIV. I ONLY	2- 8	284	2- 8	221	201	292	292	28	28	
DIV. I NON-CONF.	2- 8	284	2- 8	221	201	292	292	28	28	
-----										
TOTALS	RPI 1-25	RPI 26-50	W-L RECORDS	RPI 51-100	RPI 101-150	RPI 150+				
2- 8	0- 1	0- 1	OVERALL	0- 2	0- 0	2- 4				
2- 1	0- 0	0- 0	HOME	0- 1	0- 0	2- 0				
0- 7	0- 0	0- 0	AWAY	0- 0	0- 0	0- 0				
0- 0	0- 0	0- 0	NEUTRAL	0- 0	0- 0	0- 0				
2- 8	0- 1	0- 1	NON-CONFERENCE	0- 2	0- 0	2- 4				
2- 1	0- 0	0- 0	HOME	0- 1	0- 0	2- 0				
0- 7	0- 1	0- 1	AWAY	0- 1	0- 0	0- 4				
0- 0	0- 0	0- 0	NEUTRAL	0- 0	0- 0	0- 0				
0- 0	0- 0	0- 0	CONFERENCE	0- 0	0- 0	0- 0				
0- 0	0- 0	0- 0	HOME	0- 0	0- 0	0- 0				
0- 0	0- 0	0- 0	AWAY	0- 0	0- 0	0- 0				
0- 0	0- 0	0- 0	NEUTRAL	0- 0	0- 0	0- 0				

RPI 1-25				RPI 26-50				RPI 51-100				RPI 101+				Team's RPI: 292
RPI	S	Opponent	Score	RPI	S	Opponent	Score	RPI	S	Opponent	Score	RPI	S	Opponent	Score	
2	A	Notre Dame	65 121	42	A	Maryl and	57 97	93	H	Gardner-Webb	67 75	225	A	Morgan St.	67 75	
								99	A	Xavi er	45 66	235	A	Lehi gh	71 75	
												273	A	Fai rfi el d	65 76	
												281	H	Loyol a Maryl and	71 63	
												297	H	Ri der	82 78	
												319	A	Coppi n St.	54 68	
LAST 12 Division I GAMES:																
				93	H	Gardner-Webb	67 75	281	H	Loyol a Maryl and	71 63					
				297	H	Ri der	82 78	235	A	Lehi gh	71 75					
				42	A	Maryl and	57 97	225	A	Morgan St.	67 75					
				2	A	Notre Dame	65 121	273	A	Fai rfi el d	65 76					
								319	A	Coppi n St.	54 68					
								99	A	Xavi er	45 66					

Non-Div I Games:

Mt. St. Mary's

Average RPI Win: 332

Average RPI Loss: 174

WON-LOST  
RECORDWINNING  
PCT. RANKLAST 10  
GAMESSTRENGTH OF  
SCHEDULEOPP. STRENGTH  
OF SCHEDULETEAM  
RPIADJ.  
RPICONF.  
RPIADJ CONF.  
RPIDIV. I ONLY  
DIV. I NON-CONF.2- 6  
2- 6264  
2642- 6  
2- 6334  
334184  
184328  
328328  
32825  
2525  
25

TOTALS

RPI 1-25

RPI 26-50

W-L RECORDS

RPI 51-100

RPI 101-150

RPI 150+

2- 6

0- 1

0- 1

OVERALL

0- 0

0- 1

2- 3

1- 2

0- 0

0- 1

HOME

0- 0

0- 1

1- 0

1- 4

0- 1

0- 0

AWAY

0- 0

0- 0

1- 3

0- 0

0- 0

0- 0

NEUTRAL

0- 0

0- 0

0- 0

2- 6

0- 1

0- 1

NON-CONFERENCE

0- 0

0- 1

2- 3

1- 2

0- 0

0- 1

HOME

0- 0

0- 1

1- 0

1- 4

0- 1

0- 0

AWAY

0- 0

0- 0

1- 3

0- 0

0- 0

0- 0

NEUTRAL

0- 0

0- 0

0- 0

0- 0

0- 0

0- 0

CONFERENCE

0- 0

0- 0

0- 0

0- 0

0- 0

0- 0

HOME

0- 0

0- 0

0- 0

0- 0

0- 0

0- 0

AWAY

0- 0

0- 0

0- 0

0- 0

0- 0

0- 0

NEUTRAL

0- 0

0- 0

0- 0

RPI 1-25

RPI 26-50

RPI 51-100

RPI 101+

Team's RPI: 328

RPI	S	Opponent	Score
6	A	Louisville	51 115

RPI	S	Opponent	Score
43	H	Butler	59 88

RPI	S	Opponent	Score
129	H	ETSU	68 96
241	A	Alabama A&M	54 71
296	A	Lipscomb	64 65
318	A	UNCG	63 52
329	A	Evansville	81 89
346	H	Northern Ky.	98 87

RPI	S	Opponent	Score
129	H	ETSU	68 96
241	A	Alabama A&M	54 71
296	A	Lipscomb	64 65
318	A	UNCG	63 52
329	A	Evansville	81 89
346	H	Northern Ky.	98 87

LAST 12 Division I GAMES:

318	A	UNCG	63	52
241	A	Alabama A&M	54	71
129	H	ETSU	68	96
6	A	Louisville	51	115
296	A	Lipscomb	64	65

346	H	Northern Ky.	98	87
43	H	Butler	59	88
329	A	Evansville	81	89

Non-Div I Games:

Bethel (TN)

81 76

Murray St.

Average RPI Win: 289

Average RPI Loss: 115

WON-LOST  
RECORDWINNING  
PCT. RANKLAST 10  
GAMESSTRENGTH OF  
SCHEDULEOPP. STRENGTH  
OF SCHEDULETEAM  
RPIADJ.  
RPICONF.  
RPIADJ CONF.  
RPIDIV. I ONLY  
DIV. I NON-CONF.2- 6  
2- 6264  
2642- 6  
2- 6168  
168257  
257286  
286286  
28632  
3232  
32

TOTALS

RPI 1-25

RPI 26-50

W-L RECORDS

RPI 51-100

RPI 101-150

RPI 150+

2- 6  
2- 2  
0- 2  
0- 20- 0  
0- 0  
0- 0  
0- 00- 1  
0- 1  
0- 0  
0- 0OVERALL  
HOME  
AWAY  
NEUTRAL0- 2  
0- 1  
0- 0  
0- 10- 2  
0- 0  
0- 1  
0- 12- 1  
2- 0  
0- 1  
0- 02- 6  
2- 2  
0- 2  
0- 20- 0  
0- 0  
0- 0  
0- 00- 1  
0- 1  
0- 0  
0- 0NON-CONFERENCE  
HOME  
AWAY  
NEUTRAL0- 2  
0- 1  
0- 0  
0- 10- 2  
0- 0  
0- 1  
0- 12- 1  
2- 0  
0- 1  
0- 00- 0  
0- 0  
0- 0  
0- 00- 0  
0- 0  
0- 0  
0- 00- 0  
0- 0  
0- 0  
0- 0CONFERENCE  
HOME  
AWAY  
NEUTRAL0- 0  
0- 0  
0- 0  
0- 00- 0  
0- 0  
0- 0  
0- 00- 0  
0- 0  
0- 0  
0- 0

RPI 1-25

RPI 26-50

RPI 51-100

RPI 101+

Team's RPI: 286

RPI S Opponent Score

RPI S Opponent Score

37 H Georgi a 63 73

RPI S Opponent Score

62 H El on 59 90

89 N Duquesne 60 73

RPI S Opponent Score

114 N Harvard 60 64

127 A Auburn 53 63

259 A UT Martin 63 76

269 H Appal achian St. 81 56

309 H Ga. Southern 60 49

LAST 12 Division I GAMES:

89 N Duquesne 60 73

269 H Appal achian St. 81 56

127 A Auburn 53 63

62 H El on 59 90

309 H Ga. Southern 60 49

37 H Georgi a 63 73

259 A UT Martin 63 76

114 N Harvard 60 64

N  
•  
C  
•  
A  
&  
TN  
•  
C  
•  
A  
&  
T

Non-Div I Games: Saint Augustine's 94 42

N. C. A&amp;T

Loss, Non-Conf, S Site, H Home A Away N Neutral

Average RPI Win:	349	WON-LOST	WINNING	LAST 10	STRENGTH OF	OPP. STRENGTH	TEAM	ADJ.	CONF.	ADJ CONF.
Average RPI Loss:	217	RECORD	PCT. RANK	GAMES	SCHEDULE	OF SCHEDULE	RPI	RPI	RPI	RPI

DIV. I ONLY	1- 8	314	1- 8	299	339	345	345	32	32
DIV. I NON-CONF.	1- 8	314	1- 8	299	339	345	345	32	32
-----									
TOTALS	RPI 1-25	RPI 26-50	W-L RECORDS	RPI 51-100	RPI 101-150	RPI 150+			
1- 8	0- 0	0- 0	OVERALL	0- 0	0- 1	1- 7			
1- 1	0- 0	0- 0	HOME	0- 0	0- 1	1- 0			
0- 7	0- 0	0- 0	AWAY	0- 0	0- 0	0- 7			
0- 0	0- 0	0- 0	NEUTRAL	0- 0	0- 0	0- 0			
1- 8	0- 0	0- 0	NON-CONFERENCE	0- 0	0- 1	1- 7			
1- 1	0- 0	0- 0	HOME	0- 0	0- 1	1- 0			
0- 7	0- 0	0- 0	AWAY	0- 0	0- 0	0- 7			
0- 0	0- 0	0- 0	NEUTRAL	0- 0	0- 0	0- 0			
0- 0	0- 0	0- 0	CONFERENCE	0- 0	0- 0	0- 0			
0- 0	0- 0	0- 0	HOME	0- 0	0- 0	0- 0			
0- 0	0- 0	0- 0	AWAY	0- 0	0- 0	0- 0			
0- 0	0- 0	0- 0	NEUTRAL	0- 0	0- 0	0- 0			

RPI 1-25				RPI 26-50				RPI 51-100				RPI 101+ Team's RPI: 345			
RPI	S	Opponent	Score	RPI	S	Opponent	Score	RPI	S	Opponent	Score	RPI	S	Opponent	Score
												137	H	Oregon St.	44 97
												153	A	Colorado St.	48 85
												202	A	UNCW	63 89
												224	A	Presbyter ian	60 69
												242	A	East Carolina	61 73
												243	A	Wofford	56 77
												247	A	Iowa St.	58 99
												290	A	Coastal Caro.	65 68
												349	H	Longwood	87 75
LAST 12 Division I GAMES:															
				224	A	Presbyter ian	60 69	242	A	East Carolina	61 73				
				243	A	Wofford	56 77	247	A	Iowa St.	58 99				
				349	H	Longwood	87 75	290	A	Coastal Caro.	65 68				
								202	A	UNCW	63 89				
								153	A	Colorado St.	48 85				
								137	H	Oregon St.	44 97				

Non-Div I Games: Johnson & Wales (NC) 8 51

N. C. Central



# N C S t a t e

N  
C  
S  
t  
a  
t  
e

NC State

**N  
J  
I  
T**

N  
J  
I  
T

NJIT

Page 186

Average RPI	Win:	242	WON-LOST	WINNING	LAST 10	STRENGTH OF	OPP. STRENGTH	TEAM	ADJ.	CONF.	ADJ CONF.
Average RPI	Loss:	13	RECORD	PCT. RANK	GAMES	SCHEDULE	OF SCHEDULE	RPI	RPI	RPI	RPI
DIV. I ONLY		8- 1		22	8- 1	300	113	82	82	16	16
DIV. I NON-CONF.		8- 1		22	8- 1	300	113	82	82	16	16
<hr/>											
TOTALS	RPI 1-25		RPI 26-50		W-L RECORDS	RPI 51-100		RPI 101-150		RPI 150+	
8- 1	0- 1		0- 0		OVERALL	0- 0		0- 0		8- 0	
6- 0	0- 0		0- 0		HOME	0- 0		0- 0		6- 0	
2- 1	0- 1		0- 0		AWAY	0- 0		0- 0		2- 0	
0- 0	0- 0		0- 0		NEUTRAL	0- 0		0- 0		0- 0	
8- 1	0- 1		0- 0		NON-CONFERENCE	0- 0		0- 0		8- 0	
6- 0	0- 0		0- 0		HOME	0- 0		0- 0		6- 0	
2- 1	0- 1		0- 0		AWAY	0- 0		0- 0		2- 0	
0- 0	0- 0		0- 0		NEUTRAL	0- 0		0- 0		0- 0	
0- 0	0- 0		0- 0		CONFERENCE	0- 0		0- 0		0- 0	
0- 0	0- 0		0- 0		HOME	0- 0		0- 0		0- 0	
0- 0	0- 0		0- 0		AWAY	0- 0		0- 0		0- 0	
0- 0	0- 0		0- 0		NEUTRAL	0- 0		0- 0		0- 0	

RPI 1-25				RPI 26-50				RPI 51-100				Team's RPI: 82				RPI 101+			
RPI	S	Opponent	Score	RPI	S	Opponent	Score	RPI	S	Opponent	Score	RPI	S	Opponent	Score	RPI	S	Opponent	Score
13	A	New Mexico	87 94													175	A	Richmond	76 56
																191	A	Marist	77 70
																199	H	St. Bonaventure	86 48
																208	H	Monmouth	73 49
																254	H	North Dakota St.	67 54
																276	H	Norfolk St.	70 51
																297	H	Rider	63 44
																339	H	Air Force	71 64
<hr/>																			
LAST 12 Division I GAMES:																			
13	A	New Mexico	87 94	339	H	Air Force	71 64												
175	A	Richmond	76 56	276	H	Norfolk St.	70 51												
208	H	Monmouth	73 49	297	H	Rider	63 44												
199	H	St. Bonaventure	86 48	191	A	Marist	77 70												
254	H	North Dakota St.	67 54																

Non-Div I Games: Emory &amp; Henry 88 57

Navy

Average RPI	Win: 216	WON-LOST	WINNING	LAST 10	STRENGTH OF	OPP. STRENGTH	TEAM	ADJ.	CONF.	ADJ CONF.
Average RPI	Loss: 54	RECORD	PCT. RANK	GAMES	SCHEDULE	OF SCHEDULE	RPI	RPI	RPI	RPI
DIV. I ONLY	9- 3	61	1- 0	200	73	92	92	3	3	
DIV. I NON-CONF.	9- 3	61	1- 0	200	73	92	92	3	3	
-----										
TOTALS	RPI 1-25	RPI 26-50	W-L RECORDS	RPI 51-100	RPI 101-150	RPI 150+				
9- 3	0- 1	0- 0	OVERALL	2- 2	0- 0	7- 0				
4- 2	0- 0	0- 0	HOME	1- 2	0- 0	3- 0				
4- 0	0- 0	0- 0	AWAY	1- 0	0- 0	3- 0				
1- 1	0- 1	0- 0	NEUTRAL	0- 0	0- 0	1- 0				
9- 3	0- 1	0- 0	NON-CONFERENCE	2- 2	0- 0	7- 0				
4- 2	0- 0	0- 0	HOME	1- 2	0- 0	3- 0				
4- 0	0- 0	0- 0	AWAY	1- 0	0- 0	3- 0				
1- 1	0- 1	0- 0	NEUTRAL	0- 0	0- 0	1- 0				
0- 0	0- 0	0- 0	CONFERENCE	0- 0	0- 0	0- 0				
0- 0	0- 0	0- 0	HOME	0- 0	0- 0	0- 0				
0- 0	0- 0	0- 0	AWAY	0- 0	0- 0	0- 0				
0- 0	0- 0	0- 0	NEUTRAL	0- 0	0- 0	0- 0				

RPI	S	Opponent	Score	RPI	S	Opponent	Score	RPI	S	Opponent	Score	RPI	S	Opponent	Score
17	N	Buffalo	72 82					51	H	Creighton	49 64	172	A	Drake	89 84
								53	A	Kansas	66 49	219	H	SIUE	62 53
								57	H	Arkansas	80 69	264	H	Ark. -Pi ne Bl uff	73 52
								95	H	Clemson	66 67	290	N	Coastal Caro.	55 47
												293	A	San Jose St.	81 55
												293	A	San Jose St.	81 55
												301	H	UMKC	80 60
-----															
LAST 12 Division I GAMES:															
172	A	Drake	89 84	293	A	San Jose St.	81 55	51	H	Creighton	49 64	219	H	SIUE	62 53
53	A	Kansas	66 49	293	A	San Jose St.	81 55	57	H	Arkansas	80 69				
264	H	Ark. -Pi ne Bl uff	73 52					301	H	UMKC	80 60				
95	H	Clemson	66 67												
290	N	Coastal Caro.	55 47												
17	N	Buffalo	72 82												

Non-Div I Games:

Nebraska

Average RPI Win: **180**  
 Average RPI Loss: **86**

WON-LOST  
RECORD

WINNING  
PCT. RANK

LAST 10  
GAMES

STRENGTH OF  
SCHEDULE

OPP. STRENGTH  
OF SCHEDULE

TEAM  
RPI

ADJ.  
RPI

CONF.  
RPI

ADJ CONF.  
RPI

DIV. I ONLY	6- 4	117	6- 3	113	45	107	107	20	20
DIV. I NON-CONF.	6- 4	117	6- 4	113	45	107	107	20	20
<hr/>									
TOTALS	RPI 1-25	RPI 26-50	W-L RECORDS	RPI 51-100	RPI 101-150	RPI 150+			
6- 4	0- 1	0- 1	OVERALL	0- 0	2- 1	4- 1			
4- 2	0- 1	0- 0	HOME	0- 0	1- 0	3- 1			
1- 1	0- 0	0- 1	AWAY	0- 0	0- 0	1- 0			
1- 1	0- 0	0- 0	NEUTRAL	0- 0	1- 1	0- 0			
6- 4	0- 1	0- 1	NON-CONFERENCE	0- 0	2- 1	4- 1			
4- 2	0- 1	0- 0	HOME	0- 0	1- 0	3- 1			
1- 1	0- 0	0- 1	AWAY	0- 0	0- 0	1- 0			
1- 1	0- 0	0- 0	NEUTRAL	0- 0	1- 1	0- 0			
0- 0	0- 0	0- 0	CONFERENCE	0- 0	0- 0	0- 0			
0- 0	0- 0	0- 0	HOME	0- 0	0- 0	0- 0			
0- 0	0- 0	0- 0	AWAY	0- 0	0- 0	0- 0			
0- 0	0- 0	0- 0	NEUTRAL	0- 0	0- 0	0- 0			

RPI 1-25				RPI 26-50				RPI 51-100				RPI 101+ Team's RPI: 107			
RPI	S	Opponent	Score	RPI	S	Opponent	Score	RPI	S	Opponent	Score	RPI	S	Opponent	Score
1	H	UConn	57 88	35	A	Utah	61 87					124	N	Montana St.	67 53
												137	N	Oregon St.	49 89
												145	H	Portland St.	67 55
												168	A	Seattle U	74 65
												169	H	Pepperdine	72 77
												184	H	Sacramento St.	95 68
												212	H	SMU	80 72
												248	H	Santa Clara	52 41
LAST 12 Division I GAMES:															
124	N	Montana St.	67 53	248	H	Santa Clara	52 41								
137	N	Oregon St.	49 89	168	A	Seattle U	74 65								
1	H	UConn	57 88	145	H	Portland St.	67 55								
212	H	SMU	80 72	35	A	Utah	61 87								
184	H	Sacramento St.	95 68												
169	H	Pepperdine	72 77												

Non-Div I Games: Stanislaus St. 81 60

Nevada

Average RPI Win: 248

Average RPI Loss: 137

WON-LOST  
RECORDWINNING  
PCT. RANKLAST 10  
GAMESSTRENGTH OF  
SCHEDULEOPP. STRENGTH  
OF SCHEDULETEAM  
RPIADJ.  
RPICONF.  
RPIADJ CONF.  
RPIDIV. I ONLY  
DIV. I NON-CONF.6- 4  
6- 4117  
1176- 3  
6- 4291  
291159  
159172  
172172  
17224  
2424  
24

TOTALS

RPI 1-25

RPI 26-50

W-L RECORDS

RPI 51-100

RPI 101-150

RPI 150+

6- 4  
3- 0  
2- 3  
1- 10- 0  
0- 0  
0- 0  
0- 00- 0  
0- 0  
0- 0  
0- 0OVERALL  
HOME  
AWAY  
NEUTRAL0- 1  
0- 0  
0- 1  
0- 00- 1  
0- 0  
0- 1  
0- 06- 2  
3- 0  
2- 1  
1- 16- 4  
3- 0  
2- 3  
1- 10- 0  
0- 0  
0- 0  
0- 00- 0  
0- 0  
0- 0  
0- 0NON-CONFERENCE  
HOME  
AWAY  
NEUTRAL0- 1  
0- 0  
0- 1  
0- 00- 1  
0- 0  
0- 1  
0- 06- 2  
3- 0  
2- 1  
1- 10- 0  
0- 0  
0- 0  
0- 00- 0  
0- 0  
0- 0  
0- 00- 0  
0- 0  
0- 0  
0- 0CONFERENCE  
HOME  
AWAY  
NEUTRAL0- 0  
0- 0  
0- 0  
0- 00- 0  
0- 0  
0- 0  
0- 00- 0  
0- 0  
0- 0  
0- 0

RPI S Opponent Score

RPI S Opponent Score

RPI S Opponent Score

RPI S Opponent Score Team's RPI: 172

99 A Xavier 66 71

126 A Dartmouth 49 57

156 A Boston College 55 64

167 N La Salle 51 59

195 H Boston U. 72 57

209 H Manhattan 68 55

222 H Northeastern 65 50

273 N Fairfield 71 61

291 A Wagner 65 53

299 A Bryant 74 65

LAST 12 Division I GAMES:

273 N Fairfield 71 61  
167 N La Salle 51 59  
299 A Bryant 74 65  
291 A Wagner 65 53  
195 H Boston U. 72 57  
99 A Xavier 66 71156 A Boston College 55 64  
209 H Manhattan 68 55  
126 A Dartmouth 49 57  
222 H Northeastern 65 50

Non-Div I Games:

Colby-Sawyer

64 40

New Hampshire

Average RPI Win: 154

Average RPI Loss: 47

WON-LOST  
RECORDWINNING  
PCT. RANKLAST 10  
GAMESSTRENGTH OF  
SCHEDULEOPP. STRENGTH  
OF SCHEDULETEAM  
RPIADJ.  
RPICONF.  
RPIADJ CONF.  
RPIDIV. I ONLY  
DIV. I NON-CONF.10- 1  
10- 110  
108- 1  
10- 160  
6083  
8313  
1313  
1320  
2020  
20

TOTALS

RPI 1-25

RPI 26-50

W-L RECORDS

RPI 51-100

RPI 101-150

RPI 150+

10- 1

0- 0

1- 1

OVERALL

2- 0

2- 0

5- 0

8- 0

0- 0

1- 0

HOME

2- 0

1- 0

4- 0

2- 1

0- 0

0- 1

AWAY

0- 0

1- 0

1- 0

0- 0

0- 0

0- 0

NEUTRAL

0- 0

0- 0

0- 0

10- 1

0- 0

1- 1

NON-CONFERENCE

2- 0

2- 0

5- 0

8- 0

0- 0

1- 0

HOME

2- 0

1- 0

4- 0

2- 1

0- 0

0- 1

AWAY

0- 0

1- 0

1- 0

0- 0

0- 0

0- 0

NEUTRAL

0- 0

0- 0

0- 0

0- 0

0- 0

0- 0

CONFERENCE

0- 0

0- 0

0- 0

0- 0

0- 0

0- 0

HOME

0- 0

0- 0

0- 0

0- 0

0- 0

0- 0

AWAY

0- 0

0- 0

0- 0

0- 0

0- 0

0- 0

NEUTRAL

0- 0

0- 0

0- 0

RPI S Opponent  
RPI S Opponent

RPI 1-25

Team's RPI: 13

Score

RPI 26-50

RPI S

Opponent

Score

44 H Marquette 88 87

47 A Oklahoma 63 105

RPI 51-100

RPI S

Opponent

Score

82 H Navy 94 87

85 H Western Mi ch. 88 76

RPI 101+

RPI S

Opponent

Score

130 A UTEP 59 35

132 H Illinois 97 68

186 A New Mexico St. 101 93

186 H New Mexico St. 86 75

228 H Wichita St. 76 62

230 H Texas Tech 90 56

234 H UC Irvine 83 61

LAST 12 Division I GAMES:

234 H UC Irvine 83 61

228 H Wichita St. 76 62

186 H New Mexico St. 86 75

44 H Marquette 88 87

85 H Western Mi ch. 88 76

47 A Oklahoma 63 105

82 H Navy 94 87

230 H Texas Tech 90 56

186 A New Mexico St. 101 93

130 A UTEP 59 35

132 H Illinois 97 68

New Mexico

New Mexico

Non-Div I Games:

Northern N.M.

107 66

New Mexico

Loss, Non-Conf, S Site, H Home A Away N Neutral

Average RPI Win:	177	WON-LOST	WINNING	LAST 10	STRENGTH OF	OPP. STRENGTH	TEAM	ADJ.	CONF.	ADJ CONF.
Average RPI Loss:	106	RECORD	PCT. RANK	GAMES	SCHEDULE	OF SCHEDULE	RPI	RPI	RPI	RPI
DIV. I ONLY	3- 6	232	3- 6	69	165	186	186	30	30	
DIV. I NON-CONF.	3- 6	232	3- 6	69	165	186	186	30	30	
-----										
TOTALS	RPI 1-25	RPI 26-50	W-L RECORDS	RPI 51-100	RPI 101-150	RPI 150+				
3- 6	0- 2	0- 0	OVERALL	0- 2	1- 1	2- 1				
2- 2	0- 1	0- 0	HOME	0- 1	1- 0	1- 0				
1- 2	0- 1	0- 0	AWAY	0- 0	0- 0	1- 1				
0- 2	0- 0	0- 0	NEUTRAL	0- 1	0- 1	0- 0				
3- 6	0- 2	0- 0	NON-CONFERENCE	0- 2	1- 1	2- 1				
2- 2	0- 1	0- 0	HOME	0- 1	1- 0	1- 0				
1- 2	0- 1	0- 0	AWAY	0- 0	0- 0	1- 1				
0- 2	0- 0	0- 0	NEUTRAL	0- 1	0- 1	0- 0				
0- 0	0- 0	0- 0	CONFERENCE	0- 0	0- 0	0- 0				
0- 0	0- 0	0- 0	HOME	0- 0	0- 0	0- 0				
0- 0	0- 0	0- 0	AWAY	0- 0	0- 0	0- 0				
0- 0	0- 0	0- 0	NEUTRAL	0- 0	0- 0	0- 0				

RPI 1-25				RPI 26-50				RPI 51-100				RPI 101+ Team's RPI: 186			
RPI	S	Opponent	Score	RPI	S	Opponent	Score	RPI	S	Opponent	Score	RPI	S	Opponent	Score
13	A	New Mexico	75 86					57	N	Arkansas	60 69	130	H	UTEP	76 68
13	H	New Mexico	93 101					85	H	Western Mi ch.	55 64	148	N	Texas Southern	50 66
												169	A	Pepperdi ne	86 64
												231	H	A&M-Corpus Christi	70 61
												317	A	Ari zona	44 83
-----															
LAST 12 Division I GAMES:															
169	A	Pepperdi ne	86 64	317	A	Ari zona	44 83	130	H	UTEP	76 68				
13	A	New Mexico	75 86					13	H	New Mexico	93 101				
85	H	Western Mi ch.	55 64					57	N	Arkansas	60 69				
								148	N	Texas Southern	50 66				
								231	H	A&M-Corpus Christi	70 61				

Non-Div I Games: Tex. Permian Basin 85 58

New Mexico St.



Average RPI Win: 282				WON-LOST RECORD		WINNING PCT. RANK		LAST 10 GAMES		STRENGTH OF SCHEDULE		OPP. STRENGTH OF SCHEDULE		TEAM RPI		ADJ. RPI		CONF. RPI		ADJ CONF. RPI	
Average RPI Loss: 97																					
DIV. I ONLY				2- 7		273		2- 7		154		153		239		239		27		27	
DIV. I NON-CONF.				2- 7		273		2- 7		154		153		239		239		27		27	
TOTALS				RPI 1-25		RPI 26-50		W-L RECORDS		RPI 51-100		RPI 101-150		RPI 150+							
2- 7				0- 1		0- 1		OVERALL		0- 1		0- 3		2- 1							
1- 2				0- 0		0- 1		HOME		0- 0		0- 1		1- 0							
1- 5				0- 0		0- 0		AWAY		0- 0		0- 1		1- 0							
0- 0				0- 0		0- 0		NEUTRAL		0- 0		0- 0		0- 0							
2- 7				0- 1		0- 1		NON-CONFERENCE		0- 1		0- 3		2- 1							
1- 2				0- 0		0- 1		HOME		0- 0		0- 1		1- 0							
1- 5				0- 1		0- 0		AWAY		0- 1		0- 2		1- 1							
0- 0				0- 0		0- 0		NEUTRAL		0- 0		0- 0		0- 0							
0- 0				0- 0		0- 0		CONFERENCE		0- 0		0- 0		0- 0							
0- 0				0- 0		0- 0		HOME		0- 0		0- 0		0- 0							
0- 0				0- 0		0- 0		AWAY		0- 0		0- 0		0- 0							
0- 0				0- 0		0- 0		NEUTRAL		0- 0		0- 0		0- 0							

RPI 1-25				RPI 26-50				RPI 51-100				RPI 101+ Team's RPI: 239			
RPI	S	Opponent	Score	RPI	S	Opponent	Score	RPI	S	Opponent	Score	RPI	S	Opponent	Score
16	A	Missouri	45 81	27	H	Houston	66 78	83	A	South Ala.	45 67	104	H	Jacksonville St.	54 59
												131	A	Tulane	56 79
												134	A	Miami (FL)	46 76
												187	A	Louisiana	57 66
												215	H	CSUN	76 73
												348	A	La.-Monroe	89 51
LAST 12 Division I GAMES:															
348	A	La.-Monroe	89 51	83	A	South Ala.	45 67	134	A	Miami (FL)	46 76				
131	A	Tulane	56 79	27	H	Houston	66 78	215	H	CSUN	76 73				
16	A	Missouri	45 81	104	H	Jacksonville St.	54 59	187	A	Louisiana	57 66				

Non-Div I Games: Xavier (LA) 85 50

New Orleans

Average RPI Win:	183	WON-LOST	WINNING	LAST 10	STRENGTH OF	OPP. STRENGTH	TEAM	ADJ.	CONF.	ADJ CONF.
Average RPI Loss:	142	RECORD	PCT. RANK	GAMES	SCHEDULE	OF SCHEDULE	RPI	RPI	RPI	RPI
DIV. I ONLY	1- 8	314	1- 8	112	176	275	275	22	22	
DIV. I NON-CONF.	1- 8	314	1- 8	112	176	275	275	22	22	
-----										
TOTALS	RPI 1-25	RPI 26-50	W-L RECORDS	RPI 51-100	RPI 101-150	RPI 150+				
1- 8	0- 0	0- 2	OVERALL	0- 0	0- 0	1- 6				
0- 3	0- 0	0- 1	HOME	0- 0	0- 0	0- 2				
0- 4	0- 0	0- 1	AWAY	0- 0	0- 0	0- 3				
1- 1	0- 0	0- 0	NEUTRAL	0- 0	0- 0	1- 1				
1- 8	0- 0	0- 2	NON-CONFERENCE	0- 0	0- 0	1- 6				
0- 3	0- 0	0- 1	HOME	0- 0	0- 0	0- 2				
0- 4	0- 0	0- 1	AWAY	0- 0	0- 0	0- 3				
1- 1	0- 0	0- 0	NEUTRAL	0- 0	0- 0	1- 1				
0- 0	0- 0	0- 0	CONFERENCE	0- 0	0- 0	0- 0				
0- 0	0- 0	0- 0	HOME	0- 0	0- 0	0- 0				
0- 0	0- 0	0- 0	AWAY	0- 0	0- 0	0- 0				
0- 0	0- 0	0- 0	NEUTRAL	0- 0	0- 0	0- 0				

RPI	S	Opponent	Score	RPI	S	Opponent	Score	RPI	S	Opponent	Score	RPI	S	Opponent	Score
42	A	Maryland	65 92	49	H	Drexel	65 66	154	A	Hartford	65 83	157	H	Cleveland St.	61 70
								163	A	Oakland	59 67	183	N	Louisiana Tech	73 67
								185	H	Saint Joseph's	69 93	187	N	Louisiana	52 68
								199	A	St. Bonaventure	58 76				
-----															
LAST 12 Division I GAMES:															
154	A	Hartford	65 83	49	H	Drexel	65 66	185	H	Saint Joseph's	69 93				
157	H	Cleveland St.	61 70					199	A	St. Bonaventure	58 76				
183	N	Louisiana Tech	73 67												
187	N	Louisiana	52 68												
163	A	Oakland	59 67												
42	A	Maryland	65 92												

Non-Div I Games:

Niagara

Average RPI Win: 320		WON-LOST	WINNING	LAST 10	STRENGTH OF	OPP. STRENGTH	TEAM	ADJ.	CONF.	ADJ CONF.
Loss: 121		RECORD	PCT. RANK	GAMES	SCHEDULE	OF SCHEDULE	RPI	RPI	RPI	RPI
DIV. I ONLY		2- 4	232	2- 4	267	280	253	253	27	27
DIV. I NON-CONF.		2- 4	232	2- 4	267	280	253	253	27	27
TOTALS		RPI 1-25	RPI 26-50	W-L RECORDS	RPI 51-100	RPI 101-150	RPI 150+			
2- 4	0- 0		0- 0	OVERALL	0- 1	0- 2	2- 1			
0- 1	0- 0		0- 0	HOME	0- 0	0- 1	0- 0			
2- 2	0- 0		0- 0	AWAY	0- 1	0- 0	2- 1			
0- 1	0- 0		0- 0	NEUTRAL	0- 0	0- 1	0- 0			
2- 4	0- 0		0- 0	NON-CONFERENCE	0- 1	0- 2	2- 1			
0- 1	0- 0		0- 0	HOME	0- 0	0- 1	0- 0			
2- 2	0- 0		0- 0	AWAY	0- 1	0- 0	2- 1			
0- 1	0- 0		0- 0	NEUTRAL	0- 0	0- 1	0- 0			
0- 0	0- 0		0- 0	CONFERENCE	0- 0	0- 0	0- 0			
0- 0	0- 0		0- 0	HOME	0- 0	0- 0	0- 0			
0- 0	0- 0		0- 0	AWAY	0- 0	0- 0	0- 0			
0- 0	0- 0		0- 0	NEUTRAL	0- 0	0- 0	0- 0			

RPI 1-25				RPI 26-50				RPI 51-100				RPI 101+				Team's RPI : 253	
RPI	S	Opponent	Score	RPI	S	Opponent	Score	RPI	S	Opponent	Score	RPI	S	Opponent	Score		
								68	A	LSU	50 65	102	H	Jacksonville	61 69		
												103	N	Bradley	65 75		
												212	A	SMU	61 68		
												316	A	Jackson St.	90 64		
												324	A	Mississippi Val.	62 57		
LAST 12 Division I GAMES:																	
				102	H	Jacksonville	61 69	324	A	Mississippi Val.	62 57						
				212	A	SMU	61 68	316	A	Jackson St.	90 64						
								103	N	Bradley	65 75						
								68	A	LSU	50 65						

Ni chol l s St.

Average RPI	Win:	308	WON-LOST	WINNING	LAST 10	STRENGTH OF	OPP. STRENGTH	TEAM	ADJ.	CONF.	ADJ CONF.
Average RPI	Loss:	160	RECORD	PCT. RANK	GAMES	SCHEDULE	OF SCHEDULE	RPI	RPI	RPI	RPI
DIV. I ONLY		4- 5		195	4- 5	280	334	276	276	32	32
DIV. I NON-CONF.		4- 5		195	4- 5	280	334	276	276	32	32
-----											
TOTALS	RPI 1-25		RPI 26-50		W-L RECORDS	RPI 51-100		RPI 101-150		RPI 150+	
4- 5	0- 0		0- 0		OVERALL	0- 2		0- 1		4- 2	
2- 2	0- 0		0- 0		HOME	0- 0		0- 1		2- 1	
1- 2	0- 0		0- 0		AWAY	0- 1		0- 0		1- 1	
1- 1	0- 0		0- 0		NEUTRAL	0- 1		0- 0		1- 0	
4- 5	0- 0		0- 0		NON-CONFERENCE	0- 2		0- 1		4- 2	
2- 2	0- 0		0- 0		HOME	0- 0		0- 1		2- 1	
1- 2	0- 0		0- 0		AWAY	0- 1		0- 0		1- 1	
1- 1	0- 0		0- 0		NEUTRAL	0- 1		0- 0		1- 0	
0- 0	0- 0		0- 0		CONFERENCE	0- 0		0- 0		0- 0	
0- 0	0- 0		0- 0		HOME	0- 0		0- 0		0- 0	
0- 0	0- 0		0- 0		AWAY	0- 0		0- 0		0- 0	
0- 0	0- 0		0- 0		NEUTRAL	0- 0		0- 0		0- 0	

RPI 1-25				RPI 26-50				RPI 51-100				RPI 101+ Team's RPI: 276							
RPI	S	Opponent	Score	RPI	S	Opponent	Score	RPI	S	Opponent	Score	RPI	S	Opponent	Score				
								82	A	Navy	51	70	101	H	High Point	56	59		
								95	N	Bowling Green	50	59	242	A	East Carolina	46	51		
													268	N	St. Francis Brooklyn	52	51		
													281	H	Loyola Maryland	58	61		
													302	H	Towson	86	76		
													318	H	UNCG	64	63		
													344	A	VCU	66	52		
LAST 12 Division I GAMES:																			
318	H	UNCG	64	63	268	N	St. Francis Brooklyn	52	51	95	N	Bowling Green	50	59	281	H	Loyola Maryland	58	61
302	H	Towson	86	76	82	A	Navy	51	70	344	A	VCU	66	52					
242	A	East Carolina	46	51															
101	H	High Point	56	59															

Non-Div I Games:

Norfolk St.

Average RPI Win: 155		WON-LOST	WINNING	LAST 10	STRENGTH OF	OPP. STRENGTH	TEAM	ADJ.	CONF.	ADJ CONF.
Loss: 98		RECORD	PCT. RANK	GAMES	SCHEDULE	OF SCHEDULE	RPI	RPI	RPI	RPI
DIV. I ONLY		9- 2	35	9- 1	92	150	71	71	2	2
DIV. I NON-CONF.		9- 2	35	9- 2	92	150	71	71	2	2
TOTALS		RPI 1-25	RPI 26-50	W-L RECORDS		RPI 51-100	RPI 101-150	RPI 150+		
9- 2	0- 0	0- 0		OVERALL		3- 1	1- 1	5- 0		
8- 2	0- 0	0- 0		HOME		3- 1	0- 1	5- 0		
0- 0	0- 0	0- 0		AWAY		0- 0	0- 0	0- 0		
1- 0	0- 0	0- 0		NEUTRAL		0- 0	1- 0	0- 0		
9- 2	0- 0	0- 0		NON-CONFERENCE		3- 1	1- 1	5- 0		
8- 2	0- 0	0- 0		HOME		3- 1	0- 1	5- 0		
0- 0	0- 0	0- 0		AWAY		0- 0	0- 0	0- 0		
1- 0	0- 0	0- 0		NEUTRAL		0- 0	1- 0	0- 0		
0- 0	0- 0	0- 0		CONFERENCE		0- 0	0- 0	0- 0		
0- 0	0- 0	0- 0		HOME		0- 0	0- 0	0- 0		
0- 0	0- 0	0- 0		AWAY		0- 0	0- 0	0- 0		
0- 0	0- 0	0- 0		NEUTRAL		0- 0	0- 0	0- 0		

[illegible]

### Non-Div I Games:

North Carolina

Average RPI Win: 212

Average RPI Loss: 65

WON-LOST  
RECORDWINNING  
PCT. RANKLAST 10  
GAMESSTRENGTH OF  
SCHEDULEOPP. STRENGTH  
OF SCHEDULETEAM  
RPIADJ.  
RPICONF.  
RPIADJ CONF.  
RPIDIV. I ONLY  
DIV. I NON-CONF.5- 3  
5- 3112  
1125- 3  
5- 3158  
15886  
8681  
8181  
8118  
1818  
18

TOTALS

RPI 1-25

RPI 26-50

W-L RECORDS

RPI 51-100

RPI 101-150

RPI 150+

5- 3

0- 0

0- 2

OVERALL

0- 0

2- 1

3- 0

3- 0

0- 0

0- 0

HOME

0- 0

1- 0

2- 0

1- 3

0- 0

0- 2

AWAY

0- 0

0- 1

1- 0

1- 0

0- 0

0- 0

NEUTRAL

0- 0

1- 0

0- 0

5- 3

0- 0

0- 2

NON-CONFERENCE

0- 0

2- 1

3- 0

3- 0

0- 0

0- 0

HOME

0- 0

1- 0

2- 0

1- 3

0- 0

0- 2

AWAY

0- 0

0- 1

1- 0

1- 0

0- 0

0- 0

NEUTRAL

0- 0

1- 0

0- 0

0- 0

0- 0

0- 0

CONFERENCE

0- 0

0- 0

0- 0

0- 0

0- 0

0- 0

HOME

0- 0

0- 0

0- 0

0- 0

0- 0

0- 0

AWAY

0- 0

0- 0

0- 0

0- 0

0- 0

0- 0

NEUTRAL

0- 0

0- 0

0- 0

RPI 1-25

RPI 26-50

RPI 51-100 Team's RPI: 81

RPI 101+

RPI S Opponent Score

RPI S Opponent Score

28 A South Dakota St. 52 66  
30 A Baylor 43 105

RPI S Opponent Score

RPI S Opponent Score  
137 A Oregon St. 55 65  
141 N Lamar University 73 70  
150 H UNI 80 72  
254 H North Dakota St. 79 68  
255 A UTSA 60 47  
262 H Massachusetts 82 52

LAST 12 Division I GAMES:

150 H UNI 80 72  
255 A UTSA 60 47  
141 N Lamar University 73 70  
262 H Massachusetts 82 52  
28 A South Dakota St. 52 66  
137 A Oregon St. 55 65  
254 H North Dakota St. 79 68  
30 A Baylor 43 105

Non-Div I Games: Mayville St. 82 54

North Dakota

Average RPI Win:	314	WON-LOST	WINNING	LAST 10	STRENGTH OF	OPP. STRENGTH	TEAM	ADJ.	CONF.	ADJ CONF.
Average RPI Loss:	120	RECORD	PCT. RANK	GAMES	SCHEDULE	OF SCHEDULE	RPI	RPI	RPI	RPI
DIV. I ONLY	3- 6	232	3- 6	169	312	254	254	14	14	
DIV. I NON-CONF.	3- 6	232	3- 6	169	312	254	254	14	14	
-----										
TOTALS	RPI 1-25	RPI 26-50	W-L RECORDS	RPI 51-100	RPI 101-150	RPI 150+				
3- 6	0- 0	0- 0	OVERALL	0- 4	0- 0	3- 2				
2- 2	0- 0	0- 0	HOME	0- 0	0- 0	2- 2				
0- 4	0- 0	0- 0	AWAY	0- 4	0- 0	0- 0				
1- 0	0- 0	0- 0	NEUTRAL	0- 0	0- 0	1- 0				
3- 6	0- 0	0- 0	NON-CONFERENCE	0- 4	0- 0	3- 2				
2- 2	0- 0	0- 0	HOME	0- 0	0- 0	2- 2				
0- 4	0- 0	0- 0	AWAY	0- 4	0- 0	0- 0				
1- 0	0- 0	0- 0	NEUTRAL	0- 0	0- 0	1- 0				
0- 0	0- 0	0- 0	CONFERENCE	0- 0	0- 0	0- 0				
0- 0	0- 0	0- 0	HOME	0- 0	0- 0	0- 0				
0- 0	0- 0	0- 0	AWAY	0- 0	0- 0	0- 0				
0- 0	0- 0	0- 0	NEUTRAL	0- 0	0- 0	0- 0				

RPI 1-25				RPI 26-50				RPI 51-100				RPI 101+ Team's RPI: 254			
RPI	S	Opponent	Score	RPI	S	Opponent	Score	RPI	S	Opponent	Score	RPI	S	Opponent	Score
								64	A	Colorado	59 108	200	H	UTRGV	79 82
								81	A	North Dakota	68 79	205	H	Cal Poly	69 73
								82	A	Navy	54 67	262	H	Massachusetts	82 70
								87	A	Milwaukee	38 74	337	N	UMBC	67 53
												343	H	NJIT	105 58
-----															
LAST 12 Division I GAMES:															
				82	A	Navy	54 67	205	H	Cal Poly	69 73				
				262	H	Massachusetts	82 70	81	A	North Dakota	68 79				
				343	H	NJIT	105 58	200	H	UTRGV	79 82				
								87	A	Milwaukee	38 74				
								64	A	Colorado	59 108				
								337	N	UMBC	67 53				

Non-Div I Games: Valley City St. 67 58 Mayville St. 87 43

North Dakota St.

Average RPI Win: 299

Average RPI Loss: 114

WON-LOST  
RECORDWINNING  
PCT. RANKLAST 10  
GAMESSTRENGTH OF  
SCHEDULEOPP. STRENGTH  
OF SCHEDULETEAM  
RPIADJ.  
RPICONF.  
RPIADJ CONF.  
RPIDIV. I ONLY  
DIV. I NON-CONF.3- 6  
3- 6232  
2323- 5  
3- 683  
83297  
297171  
171171  
17119  
1919  
19

TOTALS

RPI 1-25

RPI 26-50

W-L RECORDS

RPI 51-100

RPI 101-150

RPI 150+

3- 6

0- 2

0- 1

OVERALL

0- 0

0- 0

3- 3

1- 1

0- 0

0- 0

HOME

0- 0

0- 0

1- 1

2- 4

0- 2

0- 1

AWAY

0- 0

0- 0

2- 1

0- 1

0- 0

0- 0

NEUTRAL

0- 0

0- 0

0- 1

3- 6

0- 2

0- 1

NON-CONFERENCE

0- 0

0- 0

3- 3

1- 1

0- 0

0- 0

HOME

0- 0

0- 0

1- 1

2- 4

0- 2

0- 1

AWAY

0- 0

0- 0

2- 1

0- 1

0- 0

0- 0

NEUTRAL

0- 0

0- 0

0- 1

0- 0

0- 0

0- 0

CONFERENCE

0- 0

0- 0

0- 0

0- 0

0- 0

0- 0

HOME

0- 0

0- 0

0- 0

0- 0

0- 0

0- 0

AWAY

0- 0

0- 0

0- 0

0- 0

0- 0

0- 0

NEUTRAL

0- 0

0- 0

0- 0

RPI 1-25

RPI 26-50

RPI 51-100

RPI 101+

Team's RPI: 171

RPI	S	Opponent	Score
9	A	Florida St.	51 109
15	A	West Virginia	59 87

RPI	S	Opponent	Score
38	A	Michigan	34 79

RPI	S	Opponent	Score
-----	---	----------	-------

RPI	S	Opponent	Score
198	H	Col. of Charleston	69 73
208	N	Monmouth	57 67
218	A	Fla. Atlantic	75 83
229	A	Morehead St.	61 56
326	A	Florida A&M	77 68
341	H	Bethune-Cookman	70 63

LAST 12 Division I GAMES:

198	H	Col. of Charleston	69	73	218	A	Fla. Atlantic	75	83
38	A	Michigan	34	79	341	H	Bethune-Cookman	70	63
326	A	Florida A&M	77	68	208	N	Monmouth	57	67
					15	A	West Virginia	59	87
					229	A	Morehead St.	61	56
					9	A	Florida St.	51	109

Non-Div I Games:

Warner

74 38

Webber Int'l

81 53

North Florida



Average RPI Win: 228

Average RPI Loss: 52

WON-LOST  
RECORDWINNING  
PCT. RANKLAST 10  
GAMESSTRENGTH OF  
SCHEDULEOPP. STRENGTH  
OF SCHEDULETEAM  
RPIADJ.  
RPICONF.  
RPIADJ CONF.  
RPIDIV. I ONLY  
DIV. I NON-CONF.5- 2  
5- 276  
765- 2  
5- 2241  
24155  
55119  
119119  
11917  
1717  
17

TOTALS

RPI 1-25

RPI 26-50

W-L RECORDS

RPI 51-100

RPI 101-150

RPI 150+

5- 2

0- 1

0- 0

OVERALL

0- 1

0- 0

5- 0

3- 1

0- 1

0- 0

HOME

0- 0

0- 0

3- 0

0- 1

0- 0

0- 0

AWAY

0- 1

0- 0

0- 0

2- 0

0- 0

0- 0

NEUTRAL

0- 0

0- 0

2- 0

5- 2

0- 1

0- 0

NON-CONFERENCE

0- 1

0- 0

5- 0

3- 1

0- 1

0- 0

HOME

0- 0

0- 0

3- 0

0- 1

0- 0

0- 0

AWAY

0- 1

0- 0

0- 0

2- 0

0- 0

0- 0

NEUTRAL

0- 0

0- 0

2- 0

0- 0

0- 0

0- 0

CONFERENCE

0- 0

0- 0

0- 0

0- 0

0- 0

0- 0

HOME

0- 0

0- 0

0- 0

0- 0

0- 0

0- 0

AWAY

0- 0

0- 0

0- 0

0- 0

0- 0

0- 0

NEUTRAL

0- 0

0- 0

0- 0

RPI 1-25

RPI 26-50

RPI 51-100

RPI 101+

Team's RPI: 119

RPI S Opponent Score  
19 H Kansas St. 54 55

RPI S Opponent Score

RPI S Opponent Score  
84 A Indiana 63 68RPI S Opponent Score  
167 H La Salle 70 44  
196 H Tulsa 66 43  
212 H SMU 47 40  
277 N Detroit Mercy 63 57  
290 N Coastal Caro. 50 34

LAST 12 Division I GAMES:

167 H La Salle 70 44  
84 A Indiana 63 68  
196 H Tulsa 66 43  
212 H SMU 47 40  
277 N Detroit Mercy 63 57  
290 N Coastal Caro. 50 34

19 H Kansas St. 54 55

Non-Div I Games:

Mid-Amer. Christian 86 52

Tex. A&amp;M Int'l 64 38

North Texas

Loss, Non-Conf, S Site, H Home A Away N Neutral

Average RPI	Win:	265	WON-LOST	WINNING	LAST 10	STRENGTH OF	OPP. STRENGTH	TEAM	ADJ.	CONF.	ADJ CONF.
Average RPI	Loss:	127	RECORD	PCT. RANK	GAMES	SCHEDULE	OF SCHEDULE	RPI	RPI	RPI	RPI
DIV. I ONLY		4- 5		195	4- 5	232	249	222	222	10	10
DIV. I NON-CONF.		4- 5		195	4- 5	232	249	222	222	10	10
<hr/>											
TOTALS	RPI 1-25		RPI 26-50		W-L RECORDS	RPI 51-100		RPI 101-150		RPI 150+	
4- 5	0- 0		0- 1		OVERALL	0- 0		0- 2		4- 2	
2- 2	0- 0		0- 0		HOME	0- 0		0- 2		2- 0	
2- 2	0- 0		0- 0		AWAY	0- 0		0- 0		2- 2	
0- 1	0- 0		0- 1		NEUTRAL	0- 0		0- 0		0- 0	
4- 5	0- 0		0- 1		NON-CONFERENCE	0- 0		0- 2		4- 2	
2- 2	0- 0		0- 0		HOME	0- 0		0- 2		2- 0	
2- 2	0- 0		0- 0		AWAY	0- 0		0- 0		2- 2	
0- 1	0- 0		0- 1		NEUTRAL	0- 0		0- 0		0- 0	
0- 0	0- 0		0- 0		CONFERENCE	0- 0		0- 0		0- 0	
0- 0	0- 0		0- 0		HOME	0- 0		0- 0		0- 0	
0- 0	0- 0		0- 0		AWAY	0- 0		0- 0		0- 0	
0- 0	0- 0		0- 0		NEUTRAL	0- 0		0- 0		0- 0	

RPI 1-25				RPI 26-50				RPI 51-100				RPI 101+ Team's RPI: 222			
RPI	S	Opponent	Score	RPI	S	Opponent	Score	RPI	S	Opponent	Score	RPI	S	Opponent	Score
				27	N	Houston	64 72					114	H	Harvard	69 79
												125	H	Providence	95 98
												172	A	New Hampshire	50 65
												191	H	Marist	78 72
												195	A	Boston U.	73 74
												262	A	Massachusetts	64 54
												273	H	Fairfield	63 43
												332	A	Vermont	71 66
<hr/>															
LAST 12 Division I GAMES:															
				191	H	Marist	78 72	332	A	Vermont	71 66				
				273	H	Fairfield	63 43	114	H	Harvard	69 79				
				125	H	Providence	95 98	172	A	New Hampshire	50 65				
				195	A	Boston U.	73 74	27	N	Houston	64 72				
								262	A	Massachusetts	64 54				

Non-Div I Games:

Northeastern

Average RPI	Win:	277	WON-LOST	WINNING	LAST 10	STRENGTH OF	OPP. STRENGTH	TEAM	ADJ.	CONF.	ADJ CONF.
Average RPI	Loss:	243	RECORD	PCT. RANK	GAMES	SCHEDULE	OF SCHEDULE	RPI	RPI	RPI	RPI
DIV. I ONLY		2- 7		273	2- 7	319	342	342	342	18	18
DIV. I NON-CONF.		2- 7		273	2- 7	319	342	342	342	18	18
-----											
TOTALS	RPI 1-25		RPI 26-50		W-L RECORDS	RPI 51-100		RPI 101-150		RPI 150+	
2- 7	0- 0		0- 0		OVERALL	0- 0		0- 0		2- 7	
1- 4	0- 0		0- 0		HOME	0- 0		0- 0		1- 4	
0- 3	0- 0		0- 0		AWAY	0- 0		0- 0		0- 3	
1- 0	0- 0		0- 0		NEUTRAL	0- 0		0- 0		1- 0	
2- 7	0- 0		0- 0		NON-CONFERENCE	0- 0		0- 0		2- 7	
1- 4	0- 0		0- 0		HOME	0- 0		0- 0		1- 4	
0- 3	0- 0		0- 0		AWAY	0- 0		0- 0		0- 3	
1- 0	0- 0		0- 0		NEUTRAL	0- 0		0- 0		1- 0	
0- 0	0- 0		0- 0		CONFERENCE	0- 0		0- 0		0- 0	
0- 0	0- 0		0- 0		HOME	0- 0		0- 0		0- 0	
0- 0	0- 0		0- 0		AWAY	0- 0		0- 0		0- 0	
0- 0	0- 0		0- 0		NEUTRAL	0- 0		0- 0		0- 0	

RPI 1-25				RPI 26-50				RPI 51-100				RPI 101+				Team's RPI: 342
RPI	S	Opponent	Score	RPI	S	Opponent	Score	RPI	S	Opponent	Score	RPI	S	Opponent	Score	
												176	H	Ri ce	83	88
												181	A	Hawai i	68	84
												205	H	Cal Poly	73	89
												236 N		Boi se St.	62	60
												267	A	Denver	73	80
												279	H	UC Santa Barbara	93	96
												289	H	Grand Canyon	54	72
												306	A	Youngstown St.	67	69
												317	H	Arizona	84	66
-----																
LAST 12 Division I GAMES:																
				306	A	Youngstown St.	67	69	205	H	Cal Poly	73			89	
				289	H	Grand Canyon	54	72	317	H	Ari zona	84			66	
				279	H	UC Santa Barbara	93	96	267	A	Denver	73			80	
									236 N		Boi se St.	62			60	
									181	A	Hawai i	68			84	
									176	H	Ri ce	83			88	

Non-Div I Games: Antelope Valley 104 49

Northern Ariz.

Average RPI Win: 165

Average RPI Loss: 82

WON-LOST  
RECORDWINNING  
PCT. RANKLAST 10  
GAMESSTRENGTH OF  
SCHEDULEOPP. STRENGTH  
OF SCHEDULETEAM  
RPIADJ.  
RPICONF.  
RPIADJ CONF.  
RPIDIV. I ONLY  
DIV. I NON-CONF.6- 3  
6- 389  
896- 3  
6- 357  
57110  
11055  
5555  
5518  
1818  
18

TOTALS

RPI 1-25

RPI 26-50

W-L RECORDS

RPI 51-100

RPI 101-150

RPI 150+

6- 3 0- 1  
4- 1 0- 0  
2- 2 0- 1  
0- 0 0- 00- 0  
0- 0  
0- 0  
0- 0OVERALL  
HOME  
AWAY  
NEUTRAL2- 1  
1- 0  
1- 1  
0- 00- 0  
0- 0  
0- 0  
0- 04- 1  
3- 1  
1- 0  
0- 06- 3 0- 1  
4- 1 0- 0  
2- 2 0- 1  
0- 0 0- 00- 0  
0- 0  
0- 0  
0- 0NON-CONFERENCE  
HOME  
AWAY  
NEUTRAL2- 1  
1- 0  
1- 1  
0- 00- 0  
0- 0  
0- 0  
0- 04- 1  
3- 1  
1- 0  
0- 00- 0 0- 0  
0- 0 0- 0  
0- 0 0- 0  
0- 0 0- 00- 0  
0- 0  
0- 0  
0- 0CONFERENCE  
HOME  
AWAY  
NEUTRAL0- 0  
0- 0  
0- 0  
0- 00- 0  
0- 0  
0- 0  
0- 00- 0  
0- 0  
0- 0  
0- 0

RPI 1-25

RPI 26-50

RPI 51-100 Team's RPI: 55

RPI 101+

RPI S Opponent Score  
24 A Qui nni pi ac 49 60

RPI S Opponent Score

RPI S Opponent Score  
68 H LSU 58 50  
69 A Fordham 33 48  
75 A DePaul 94 88RPI S Opponent Score  
153 H Colorado St. 44 55  
178 H San Franci sco 73 60  
193 H Paci fi c 80 55  
211 H BYU 79 74  
267 A Denver 71 63

LAST 12 Division I GAMES:

153 H Colorado St.	44 55	178 H San Franci sco	73 60
193 H Paci fi c	80 55	68 H LSU	58 50
211 H BYU	79 74	267 A Denver	71 63
69 A Fordham	33 48	75 A DePaul	94 88
24 A Qui nni pi ac	49 60		

N  
o  
r  
t  
h  
e  
r  
n  
C  
o  
l  
o  
.N  
o  
r  
t  
h  
e  
r  
n  
C  
o  
l  
o  
.

Non-Div I Games:

Northern Colo.

Average RPI Win:	236	WON-LOST	WINNING	LAST 10	STRENGTH OF	OPP. STRENGTH	TEAM	ADJ.	CONF.	ADJ CONF.
Average RPI Loss:	81	RECORD	PCT. RANK	GAMES	SCHEDULE	OF SCHEDULE	RPI	RPI	RPI	RPI
DIV. I ONLY	7- 2	51	7- 2	331	87	155	155	8	8	
DIV. I NON-CONF.	7- 2	51	7- 2	331	87	155	155	8	8	
-----										
TOTALS	RPI 1-25	RPI 26-50	W-L RECORDS	RPI 51-100	RPI 101-150	RPI 150+				
7- 2	0- 1	0- 0	OVERALL	0- 0	2- 1	5- 0				
3- 0	0- 0	0- 0	HOME	0- 0	2- 0	1- 0				
4- 1	0- 0	0- 0	AWAY	0- 0	0- 0	4- 0				
0- 1	0- 0	0- 0	NEUTRAL	0- 0	0- 1	0- 0				
7- 2	0- 1	0- 0	NON-CONFERENCE	0- 0	2- 1	5- 0				
3- 0	0- 0	0- 0	HOME	0- 0	2- 0	1- 0				
4- 1	0- 1	0- 0	AWAY	0- 0	0- 0	4- 0				
0- 1	0- 0	0- 0	NEUTRAL	0- 0	0- 1	0- 0				
0- 0	0- 0	0- 0	CONFERENCE	0- 0	0- 0	0- 0				
0- 0	0- 0	0- 0	HOME	0- 0	0- 0	0- 0				
0- 0	0- 0	0- 0	AWAY	0- 0	0- 0	0- 0				
0- 0	0- 0	0- 0	NEUTRAL	0- 0	0- 0	0- 0				

RPI 1-25				RPI 26-50				RPI 51-100				RPI 101+ Team's RPI: 155											
RPI	S	Opponent	Score	RPI	S	Opponent	Score	RPI	S	Opponent	Score	RPI	S	Opponent	Score								
21	A	Iowa	80 105									103	H	Bradley	76 52								
												135	H	Western Ill.	96 94								
												141	N	Lamar University	80 90								
												219	A	SIUE	86 75								
												255	A	UTSA	69 55								
												298	H	Loyola Chicago	80 71								
												312	A	Eastern Ill.	93 64								
												330	A	Chicago St.	80 59								
-----																							
LAST 12 Division I GAMES:																							
103	H	Bradley	76 52	219	A	SIUE	86 75																
141	N	Lamar University	80 90	298	H	Loyola Chicago	80 71																
255	A	UTSA	69 55	312	A	Eastern Ill.	93 64																
330	A	Chicago St.	80 59																				
135	H	Western Ill.	96 94																				
21	A	Iowa	80 105																				

Non-Div I Games:

Northern Ill.

Average RPI	Win:	0	WON-LOST	WINNING	LAST 10	STRENGTH OF	OPP. STRENGTH	TEAM	ADJ.	CONF.	ADJ CONF.
Average RPI	Loss:	210	RECORD	PCT. RANK	GAMES	SCHEDULE	OF SCHEDULE	RPI	RPI	RPI	RPI
DIV. I ONLY		0- 7		331	0- 7	259	326	346	346	15	15
DIV. I NON-CONF.		0- 7		331	0- 7	259	326	346	346	15	15
-----											
TOTALS	RPI 1-25		RPI 26-50		W-L RECORDS	RPI 51-100		RPI 101-150		RPI 150+	
0- 7	0- 0		0- 0		OVERALL	0- 1		0- 1		0- 5	
0- 4	0- 0		0- 0		HOME	0- 1		0- 0		0- 3	
0- 3	0- 0		0- 0		AWAY	0- 0		0- 1		0- 2	
0- 0	0- 0		0- 0		NEUTRAL	0- 0		0- 0		0- 0	
0- 7	0- 0		0- 0		NON-CONFERENCE	0- 1		0- 1		0- 5	
0- 4	0- 0		0- 0		HOME	0- 1		0- 0		0- 3	
0- 3	0- 0		0- 0		AWAY	0- 0		0- 1		0- 2	
0- 0	0- 0		0- 0		NEUTRAL	0- 0		0- 0		0- 0	
0- 0	0- 0		0- 0		CONFERENCE	0- 0		0- 0		0- 0	
0- 0	0- 0		0- 0		HOME	0- 0		0- 0		0- 0	
0- 0	0- 0		0- 0		AWAY	0- 0		0- 0		0- 0	
0- 0	0- 0		0- 0		NEUTRAL	0- 0		0- 0		0- 0	

RPI 1-25				RPI 26-50				RPI 51-100				RPI 101+ Team's RPI : 346					
RPI	S	Opponent	Score	RPI	S	Opponent	Score	RPI	S	Opponent	Score	RPI	S	Opponent	Score		
								84	H	Indiana	56	67	149	A	Stetson	56	67
													203	H	Robert Morris	50	59
													213	H	Kent St.	54	59
													214	H	Austin Peay	52	53
													278	A	Illinois St.	37	49
													328	A	Murray St.	87	98
LAST 12 Division I GAMES:																	
278	A	Illinois St.	37	49	84	H	Indiana	56	67	214	H	Austin Peay	52	53			
213	H	Kent St.	54	59	149	A	Stetson	56	67	203	H	Robert Morris	50	59			
					328	A	Murray St.	87	98								

Non-Div I Games: Oakland City 103 25

Northern Ky.

Average RPI Win:	221	WON-LOST	WINNING	LAST 10	STRENGTH OF	OPP. STRENGTH	TEAM	ADJ.	CONF.	ADJ CONF.
Average RPI Loss:	104	RECORD	PCT. RANK	GAMES	SCHEDULE	OF SCHEDULE	RPI	RPI	RPI	RPI
DIV. I ONLY	6- 6	158	4- 6	145	167	161	161	3	3	
DIV. I NON-CONF.	6- 6	158	6- 6	145	167	161	161	3	3	
-----										
TOTALS	RPI 1-25	RPI 26-50	W-L RECORDS	RPI 51-100	RPI 101-150	RPI 150+				
6- 6	0- 0	0- 1	OVERALL	0- 3	1- 0	5- 2				
3- 2	0- 0	0- 0	HOME	0- 2	0- 0	3- 0				
2- 2	0- 0	0- 0	AWAY	0- 0	0- 0	2- 0				
1- 2	0- 0	0- 0	NEUTRAL	0- 1	1- 0	0- 1				
6- 6	0- 0	0- 1	NON-CONFERENCE	0- 3	1- 0	5- 2				
3- 2	0- 0	0- 0	HOME	0- 2	0- 0	3- 0				
2- 2	0- 0	0- 1	AWAY	0- 0	0- 0	2- 1				
1- 2	0- 0	0- 0	NEUTRAL	0- 1	1- 0	0- 1				
0- 0	0- 0	0- 0	CONFERENCE	0- 0	0- 0	0- 0				
0- 0	0- 0	0- 0	HOME	0- 0	0- 0	0- 0				
0- 0	0- 0	0- 0	AWAY	0- 0	0- 0	0- 0				
0- 0	0- 0	0- 0	NEUTRAL	0- 0	0- 0	0- 0				

RPI	S	Opponent	Score	RPI	S	Opponent	Score	RPI	S	Opponent	Score	RPI	S	Opponent	Score	Team's RPI: 161
26	A	Syracuse	74 81	63	N	Chattanooga	44 61	127	N	Auburn	49 48	163	H	Oakland	88 70	
				75	H	DePaul	63 92	182	N	Georgetown	54 55	192	A	Missouri St.	59 90	
				87	H	Milwaukee	57 66	197	H	Stony Brook	68 36	248	H	Santa Clara	57 47	
								259	A	UT Martin	71 63	330	A	Chicago St.	63 36	
-----																
LAST 12 Division I GAMES:																
192	A	Missouri St.	59 90	26	A	Syracuse	74 81	182	N	Georgetown	54 55					
75	H	DePaul	63 92	127	N	Auburn	49 48	63	N	Chattanooga	44 61					
197	H	Stony Brook	68 36	248	H	Santa Clara	57 47	259	A	UT Martin	71 63					
87	H	Milwaukee	57 66													
163	H	Oakland	88 70													
330	A	Chicago St.	63 36													

Non-Div I Games:

Northwestern

Average RPI Win: 348

Average RPI Loss: 86

WON-LOST  
RECORDWINNING  
PCT. RANKLAST 10  
GAMESSTRENGTH OF  
SCHEDULEOPP. STRENGTH  
OF SCHEDULETEAM  
RPIADJ.  
RPICONF.  
RPIADJ CONF.  
RPIDIV. I ONLY  
DIV. I NON-CONF.1- 6  
1- 6302  
3021- 6  
1- 651  
51219  
219204  
204204  
20427  
2727  
27

TOTALS

RPI 1-25

RPI 26-50

W-L RECORDS

RPI 51-100

RPI 101-150

RPI 150+

1- 6 0- 1  
0- 1 0- 0  
1- 4 0- 0  
0- 1 0- 00- 1  
0- 0  
0- 1  
0- 0OVERALL  
HOME  
AWAY  
NEUTRAL0- 2  
0- 0  
0- 0  
0- 00- 1  
0- 0  
0- 0  
0- 11- 1  
0- 1  
1- 0  
0- 01- 6 0- 1  
0- 1 0- 0  
1- 4 0- 1  
0- 1 0- 00- 1  
0- 0  
0- 1  
0- 0NON-CONFERENCE  
HOME  
AWAY  
NEUTRAL0- 2  
0- 0  
0- 2  
0- 00- 1  
0- 0  
0- 0  
0- 11- 1  
0- 1  
1- 0  
0- 00- 0 0- 0  
0- 0 0- 0  
0- 0 0- 0  
0- 0 0- 00- 0  
0- 0  
0- 0  
0- 0CONFERENCE  
HOME  
AWAY  
NEUTRAL0- 0  
0- 0  
0- 0  
0- 00- 0  
0- 0  
0- 0  
0- 00- 0  
0- 0  
0- 0  
0- 0

RPI 1-25

RPI 26-50

RPI 51-100

RPI 101+

Team's RPI: 204

RPI S Opponent Score  
11 A Texas 44 68RPI S Opponent Score  
50 A Ole Miss 44 75RPI S Opponent Score  
61 A Oklahoma St. 44 78  
70 A TCU 51 89RPI S Opponent Score  
148 N Texas Southern 43 56  
174 H Southern Miss. 59 71  
348 A La. -Monroe 70 48

LAST 12 Division I GAMES:

70 A TCU 51 89 174 H Southern Miss. 59 71  
11 A Texas 44 68 61 A Oklahoma St. 44 78  
148 N Texas Southern 43 56 50 A Ole Miss 44 75  
348 A La. -Monroe 70 48

Non-Div I Games:

LeTourneau

82 39

LSU-Shreveport

62 42

LSU-Alexandria

85 55

Northwestern St.



Average RPI	Win:	94	WON-LOST	WINNING	LAST 10	STRENGTH OF	OPP. STRENGTH	TEAM	ADJ.	CONF.	ADJ CONF.
Average RPI	Loss:	1	RECORD	PCT. RANK	GAMES	SCHEDULE	OF SCHEDULE	RPI	RPI	RPI	RPI
DIV. I ONLY		10- 1	10	9- 1	3	32	2	2	2	2	
DIV. I NON-CONF.		10- 1	10	10- 1	3	32	2	2	2	2	
-----											
TOTALS	RPI 1-25		RPI 26-50		W-L RECORDS	RPI 51-100	RPI 101-150		RPI 150+		
10- 1	1- 1		3- 0		OVERALL	2- 0	3- 0		1- 0		
3- 0	0- 0		0- 0		HOME	2- 0	0- 0		1- 0		
4- 1	0- 1		2- 0		AWAY	0- 0	2- 0		0- 0		
3- 0	1- 0		1- 0		NEUTRAL	0- 0	1- 0		0- 0		
10- 1	1- 1		3- 0		NON-CONFERENCE	2- 0	3- 0		1- 0		
3- 0	0- 0		0- 0		HOME	2- 0	0- 0		1- 0		
4- 1	0- 1		2- 0		AWAY	0- 0	2- 0		0- 0		
3- 0	1- 0		1- 0		NEUTRAL	0- 0	1- 0		0- 0		
0- 0	0- 0		0- 0		CONFERENCE	0- 0	0- 0		0- 0		
0- 0	0- 0		0- 0		HOME	0- 0	0- 0		0- 0		
0- 0	0- 0		0- 0		AWAY	0- 0	0- 0		0- 0		
0- 0	0- 0		0- 0		NEUTRAL	0- 0	0- 0		0- 0		

RPI 1-25	Team's RPI: 2	RPI 26-50	RPI 51-100	RPI 101+
RPI S Opponent Score		RPI S Opponent Score	RPI S Opponent Score	RPI S Opponent Score
1 A UConn 71 80		34 A Western Ky. 78 65	52 H Michigan St. 90 59	128 A Penn 66 54
12 N South Carolina 92 85		38 A Michigan 83 63	75 H DePaul 91 82	129 N ETSU 77 46
		40 N South Fla. 76 66		137 A Oregon St. 72 67
				292 H Mt. St. Mary's 121 65
LAST 12 Division I GAMES:				
1 A UConn 71 80		75 H DePaul 91 82		
38 A Michigan 83 63		128 A Penn 66 54		
12 N South Carolina 92 85		52 H Michigan St. 90 59		
40 N South Fla. 76 66		34 A Western Ky. 78 65		
129 N ETSU 77 46		292 H Mt. St. Mary's 121 65		
137 A Oregon St. 72 67				

Non-Div I Games:

Notre Dame

Average RPI	Win: 280	WON-LOST RECORD	WINNING PCT. RANK	LAST 10 GAMES	STRENGTH OF SCHEDULE	OPP. STRENGTH OF SCHEDULE	TEAM RPI	ADJ. RPI	CONF. RPI	ADJ. CONF. RPI
Average RPI	Loss: 82									
DIV. I ONLY		4- 4	158	4- 4	203	182	163	163	15	15
DIV. I NON-CONF.		4- 4	158	4- 4	203	182	163	163	15	15
-----										
TOTALS	RPI 1-25		RPI 26-50		W-L RECORDS		RPI 51-100		RPI 101-150	RPI 150+
4- 4	0- 0		0- 1		OVERALL		0- 2		0- 0	4- 1
2- 1	0- 0		0- 0		HOME		0- 1		0- 0	2- 0
2- 3	0- 0		0- 1		AWAY		0- 1		0- 0	2- 1
0- 0	0- 0		0- 0		NEUTRAL		0- 0		0- 0	0- 0
4- 4	0- 0		0- 1		NON-CONFERENCE		0- 2		0- 0	4- 1
2- 1	0- 0		0- 0		HOME		0- 1		0- 0	2- 0
2- 3	0- 0		0- 1		AWAY		0- 1		0- 0	2- 1
0- 0	0- 0		0- 0		NEUTRAL		0- 0		0- 0	0- 0
0- 0	0- 0		0- 0		CONFERENCE		0- 0		0- 0	0- 0
0- 0	0- 0		0- 0		HOME		0- 0		0- 0	0- 0
0- 0	0- 0		0- 0		AWAY		0- 0		0- 0	0- 0
0- 0	0- 0		0- 0		NEUTRAL		0- 0		0- 0	0- 0

RPI	S	Opponent	Score	RPI	S	Opponent	Score	RPI	S	Opponent	Score	RPI	S	Opponent	Score	Team's RPI: 163
38	A	Michigan	69 78	52	A	Michigan St.	63 95	161	A	Northwestern	70 88	246	A	Canisius	83 48	
				77	H	Central Mich.	85 103	275	H	Niagara	67 59	278	H	Illinois St.	64 43	
								320	A	Cornell	79 77					
LAST 12 Division I GAMES:																
275	H	Niagara	67 59	320	A	Cornell	79 77	77	H	Central Mich.	85 103	246	A	Canisius	83 48	
161	A	Northwestern	70 88	52	A	Michigan St.	63 95	38	A	Michigan	69 78					
52	A	Michigan St.	63 95													
278	H	Illinois St.	64 43													

Non-Div I Games: Mich.-Dearborn 104 44

Oakland

Average RPI Win:	191	WON-LOST	WINNING	LAST 10	STRENGTH OF	OPP. STRENGTH	TEAM	ADJ.	CONF.	ADJ CONF.
Average RPI Loss:	103	RECORD	PCT. RANK	GAMES	SCHEDULE	OF SCHEDULE	RPI	RPI	RPI	RPI
DIV. I ONLY	4- 5	195	4- 5	116	117	146	146	8	8	
DIV. I NON-CONF.	4- 5	195	4- 5	116	117	146	146	8	8	
-----										
TOTALS	RPI 1-25	RPI 26-50	W-L RECORDS	RPI 51-100	RPI 101-150	RPI 150+				
4- 5	0- 0	0- 1	OVERALL	1- 1	1- 2	2- 1				
1- 2	0- 0	0- 1	HOME	0- 0	1- 1	0- 0				
3- 1	0- 0	0- 0	AWAY	1- 0	0- 0	2- 0				
0- 2	0- 0	0- 0	NEUTRAL	0- 1	0- 1	0- 0				
4- 5	0- 0	0- 1	NON-CONFERENCE	1- 1	1- 2	2- 1				
1- 2	0- 0	0- 1	HOME	0- 0	1- 1	0- 0				
3- 1	0- 0	0- 0	AWAY	1- 0	0- 0	2- 1				
0- 2	0- 0	0- 0	NEUTRAL	0- 1	0- 1	0- 0				
0- 0	0- 0	0- 0	CONFERENCE	0- 0	0- 0	0- 0				
0- 0	0- 0	0- 0	HOME	0- 0	0- 0	0- 0				
0- 0	0- 0	0- 0	AWAY	0- 0	0- 0	0- 0				
0- 0	0- 0	0- 0	NEUTRAL	0- 0	0- 0	0- 0				

RPI	S	Opponent	Score	RPI	S	Opponent	Score	RPI	S	Opponent	Score	RPI	S	Opponent	Score	Team's RPI: 146
38	H	Michigan	61 74	67	A	Purdue	77 71	101	H	High Point	64 61	112	H	IUPUI	52 76	
				91	N	Furman	68 70	117	N	Virginia	59 77	157	A	Cleveland St.	64 71	
								284	A	Eastern Ky.	69 57	313	A	Marshall	54 52	
-----																
LAST 12 Division I GAMES:																
117	N	Virginia	59 77	67	A	Purdue	77 71	101	H	High Point	64 61	112	H	IUPUI	52 76	
91	N	Furman	68 70	157	A	Cleveland St.	64 71	284	A	Eastern Ky.	69 57	313	A	Marshall	54 52	
101	H	High Point	64 61	112	H	IUPUI	52 76	38	H	Michigan	61 74					
				313	A	Marshall	54 52									

Non-Div I Games: Notre Dame (OH) 93 37

Ohio

Average RPI Loss: 31

DIV. I ONLY	11- 2	27	9- 1	17	25	7	7	3	3
DIV. I NON-CONF.	11- 2	27	10- 2	17	25	7	7	3	3
TOTALS	RPI 1-25	RPI 26-50	W-L RECORDS	RPI 51-100	RPI 101-150	RPI 150+			
11- 2	3- 1	1- 0	OVERALL	1- 1	2- 0	4- 0			
6- 1	2- 1	0- 0	HOME	1- 0	2- 0	1- 0			
2- 1	0- 0	0- 0	AWAY	0- 1	0- 0	2- 0			
3- 0	1- 0	1- 0	NEUTRAL	0- 0	0- 0	1- 0			
11- 2	3- 1	1- 0	NON-CONFERENCE	1- 1	2- 0	4- 0			
6- 1	2- 1	0- 0	HOME	1- 0	2- 0	1- 0			
2- 1	0- 0	0- 0	AWAY	0- 1	0- 0	2- 0			
3- 0	1- 0	1- 0	NEUTRAL	0- 0	0- 0	1- 0			
0- 0	0- 0	0- 0	CONFERENCE	0- 0	0- 0	0- 0			
0- 0	0- 0	0- 0	HOME	0- 0	0- 0	0- 0			
0- 0	0- 0	0- 0	AWAY	0- 0	0- 0	0- 0			
0- 0	0- 0	0- 0	NEUTRAL	0- 0	0- 0	0- 0			

RPI 1-25				Team's RPI : 7				RPI 26-50				RPI 51-100				RPI 101+			
RPI	S	Opponent	Score	RPI	S	Opponent	Score	RPI	S	Opponent	Score	RPI	S	Opponent	Score				
6	H	Louisville	90 95	29	N	FGCU	104 62	56	A	Duke	60 69	116	H	Washington	85 76				
24	H	Quinnipiac	95 63					76	H	Maine	83 70	126	H	Dartmouth	103 70				
25	H	Stanford	85 64									159	A	Florida	103 77				
25	N	Stanford	94 82									217	H	Idaho	99 56				
												233	A	Cincinnati	87 76				
												238	N	Memphis	100 69				
LAST 12 Division I GAMES:																			
233	A	Cincinnati	87 76	25	N	Stanford	94 82												
126	H	Dartmouth	103 70	29	N	FGCU	104 62												
159	A	Florida	103 77	238	N	Memphis	100 69												
76	H	Maine	83 70	116	H	Washington	85 76												
56	A	Duke	60 69	24	H	Quinnipiac	95 63												
6	H	Louisville	90 95	217	H	Idaho	99 56												

### Non-Div I Games:

Ohio St.

Average RPI Win:	95	WON-LOST	WINNING	LAST 10	STRENGTH OF	OPP. STRENGTH	TEAM	ADJ.	CONF.	ADJ CONF.
Average RPI Loss:	92	RECORD	PCT. RANK	GAMES	SCHEDULE	OF SCHEDULE	RPI	RPI	RPI	RPI
DIV. I ONLY	5- 5	158	5- 5	9	69	47	47	5	5	
DIV. I NON-CONF.	5- 5	158	5- 5	9	69	47	47	5	5	
-----										
TOTALS	RPI 1-25	RPI 26-50	W-L RECORDS	RPI 51-100	RPI 101-150	RPI 150+				
5- 5	1- 1	1- 1	OVERALL	1- 1	0- 0	2- 2				
4- 1	1- 0	1- 0	HOME	1- 0	0- 0	1- 1				
1- 4	0- 1	0- 1	AWAY	0- 1	0- 0	1- 1				
0- 0	0- 0	0- 0	NEUTRAL	0- 0	0- 0	0- 0				
5- 5	1- 1	1- 1	NON-CONFERENCE	1- 1	0- 0	2- 2				
4- 1	1- 0	1- 0	HOME	1- 0	0- 0	1- 1				
1- 4	0- 1	0- 1	AWAY	0- 1	0- 0	1- 1				
0- 0	0- 0	0- 0	NEUTRAL	0- 0	0- 0	0- 0				
0- 0	0- 0	0- 0	CONFERENCE	0- 0	0- 0	0- 0				
0- 0	0- 0	0- 0	HOME	0- 0	0- 0	0- 0				
0- 0	0- 0	0- 0	AWAY	0- 0	0- 0	0- 0				
0- 0	0- 0	0- 0	NEUTRAL	0- 0	0- 0	0- 0				

RPI 1-25				RPI 26-50				Team's RPI: 47				RPI 51-100				RPI 101+			
RPI	S	Opponent	Score	RPI	S	Opponent	Score	RPI	S	Opponent	Score	RPI	S	Opponent	Score	RPI	S	Opponent	Score
10	A	Oregon	74 92	28	A	South Dakota St.	61 67	58	H	Belmont	96 73	153	A	Colorado St.	78 46				
13	H	New Mexico	105 63	40	H	South Fla.	79 74	75	A	DePaul	108 111	159	H	Florida	61 80				
												188	A	Little Rock	56 68				
												212	H	SMU	87 75				
LAST 12 Division I GAMES:																			
				13	H	New Mexico	105 63	10	A	Oregon	74 92								
				40	H	South Fla.	79 74	153	A	Colorado St.	78 46								
				28	A	South Dakota St.	61 67	212	H	SMU	87 75								
				159	H	Florida	61 80	75	A	DePaul	108 111								
				188	A	Little Rock	56 68	58	H	Belmont	96 73								

Non-Div I Games:

Okla homa

Average RPI Win: 197				WON-LOST RECORD		WINNING PCT. RANK		LAST 10 GAMES		STRENGTH OF SCHEDULE		OPP. STRENGTH OF SCHEDULE		TEAM RPI		ADJ. RPI		CONF. RPI		ADJ CONF. RPI	
Average RPI Loss: 11																					
DIV. I ONLY				7- 2		51		7- 2		140		38		61		61		5		5	
DIV. I NON-CONF.				7- 2		51		7- 2		140		38		61		61		5		5	
TOTALS				RPI 1-25		RPI 26-50		W-L RECORDS		RPI 51-100		RPI 101-150		RPI 150+							
7- 2				1- 2		0- 0		OVERALL		0- 0		0- 0		6- 0							
6- 0				1- 0		0- 0		HOME		0- 0		0- 0		5- 0							
0- 1				0- 1		0- 0		AWAY		0- 0		0- 0		0- 0							
1- 1				0- 1		0- 0		NEUTRAL		0- 0		0- 0		1- 0							
7- 2				1- 2		0- 0		NON-CONFERENCE		0- 0		0- 0		6- 0							
6- 0				1- 0		0- 0		HOME		0- 0		0- 0		5- 0							
0- 1				0- 1		0- 0		AWAY		0- 0		0- 0		0- 0							
1- 1				0- 1		0- 0		NEUTRAL		0- 0		0- 0		1- 0							
0- 0				0- 0		0- 0		CONFERENCE		0- 0		0- 0		0- 0							
0- 0				0- 0		0- 0		HOME		0- 0		0- 0		0- 0							
0- 0				0- 0		0- 0		AWAY		0- 0		0- 0		0- 0							
0- 0				0- 0		0- 0		NEUTRAL		0- 0		0- 0		0- 0							

RPI 1-25				RPI 26-50				RPI 51-100				Team's RPI: 61				RPI 101+			
RPI	S	Opponent	Score	RPI	S	Opponent	Score	RPI	S	Opponent	Score	RPI	S	Opponent	Score	RPI	S	Opponent	Score
3	A	Mississippi St.	76 79													189	N	South Dakota	76 68
18	N	Tennessee	69 79													200	H	UTRGV	80 38
20	H	UCLA	87 72													204	H	Northwestern St.	78 44
																228	H	Wichita St.	91 67
																263	H	Incarnate Word	86 35
																272	H	Southern U.	94 66
LAST 12 Division I GAMES:																			
3	A	Mississippi St.	76 79	20	H	UCLA	87 72	228	H	Wichita St.	91 67	263	H	Incarnate Word	86 35				
272	H	Southern U.	94 66																
18	N	Tennessee	69 79																
189	N	South Dakota	76 68																
204	H	Northwestern St.	78 44																
200	H	UTRGV	80 38																

Non-Div I Games:

Oklahoma St.

Average RPI	Win: 319	WON-LOST RECORD	WINNING PCT. RANK	LAST 10 GAMES	STRENGTH OF SCHEDULE	OPP. STRENGTH OF SCHEDULE	TEAM RPI	ADJ. RPI	CONF. RPI	ADJ. CONF. RPI
Average RPI	Loss: 167									
DIV. I ONLY	1- 9	325	1- 9	215	304	322	322	17	17	
DIV. I NON-CONF.	1- 9	325	1- 9	215	304	322	322	17	17	
<hr/>										
TOTALS	RPI 1-25	RPI 26-50	W-L RECORDS	RPI 51-100	RPI 101-150	RPI 150+				
1- 9	0- 0	0- 1	OVERALL	0- 2	0- 1	1- 5				
1- 5	0- 0	0- 1	HOME	0- 1	0- 0	1- 3				
0- 3	0- 0	0- 0	AWAY	0- 1	0- 1	0- 1				
0- 1	0- 0	0- 0	NEUTRAL	0- 0	0- 0	0- 1				
1- 9	0- 0	0- 1	NON-CONFERENCE	0- 2	0- 1	1- 5				
1- 5	0- 0	0- 1	HOME	0- 1	0- 0	1- 3				
0- 3	0- 0	0- 0	AWAY	0- 1	0- 1	0- 1				
0- 1	0- 0	0- 0	NEUTRAL	0- 0	0- 0	0- 1				
0- 0	0- 0	0- 0	CONFERENCE	0- 0	0- 0	0- 0				
0- 0	0- 0	0- 0	HOME	0- 0	0- 0	0- 0				
0- 0	0- 0	0- 0	AWAY	0- 0	0- 0	0- 0				
0- 0	0- 0	0- 0	NEUTRAL	0- 0	0- 0	0- 0				

RPI 1-25				RPI 26-50				RPI 51-100				RPI 101+ Team's RPI: 322			
RPI	S	Opponent	Score	RPI	S	Opponent	Score	RPI	S	Opponent	Score	RPI	S	Opponent	Score
				32	H	NC State	56 73	56	H	Duke	51 84	106	A	George Mason	53 66
								100	A	William & Mary	58 75	175	H	Richmond	45 54
												216	N	Saint Francis (PA)	68 79
												233	H	Cincinnati	33 54
												237	H	Liberty	55 63
												319	H	Coppin St.	75 67
												344	A	VCU	39 68
LAST 12 Division I GAMES:															
				175	H	Richmond	45 54	100	A	William & Mary	58 75				
				56	H	Duke	51 84	344	A	VCU	39 68				
				32	H	NC State	56 73	233	H	Cincinnati	33 54				
				216	N	Saint Francis (PA)	68 79	319	H	Coppin St.	75 67				
				106	A	George Mason	53 66								
				237	H	Liberty	55 63								

Non-Div I Games:

Old Dominion

O  
l  
e  
M  
i  
s  
s

Ole Miss				Through Games Of Dec. 17, 2017																	
Average RPI	Win:	154		WON-LOST		WINNING		LAST 10		STRENGTH OF		OPP. STRENGTH		TEAM		ADJ.		CONF.		ADJ CONF.	
Average RPI	Loss:	95		RECORD		PCT. RANK		GAMES		SCHEDULE		OF SCHEDULE		RPI		RPI		RPI		RPI	
DIV. I ONLY				9- 2		35		8- 2		125		94		50		50		1		1	
DIV. I NON-CONF.				9- 2		35		9- 2		125		94		50		50		1		1	
-----																					
TOTALS		RPI 1-25				RPI 26-50		W-L RECORDS				RPI 51-100		RPI 101-150				RPI 150+			
9- 2		0- 1				0- 0		OVERALL		1- 0		4- 0		4- 1							
7- 0		0- 0				0- 0		HOME		1- 0		3- 0		3- 0							
1- 1		0- 0				0- 0		AWAY		0- 0		1- 0		0- 0							
1- 1		0- 0				0- 0		NEUTRAL		0- 0		0- 0		1- 1							
9- 2		0- 1				0- 0		NON-CONFERENCE		1- 0		4- 0		4- 1							
7- 0		0- 0				0- 0		HOME		1- 0		3- 0		3- 0							
1- 1		0- 1				0- 0		AWAY		0- 0		1- 0		0- 0							
1- 1		0- 0				0- 0		NEUTRAL		0- 0		0- 0		1- 1							
0- 0		0- 0				0- 0		CONFERENCE		0- 0		0- 0		0- 0							
0- 0		0- 0				0- 0		HOME		0- 0		0- 0		0- 0							
0- 0		0- 0				0- 0		AWAY		0- 0		0- 0		0- 0							
0- 0		0- 0				0- 0		NEUTRAL		0- 0		0- 0		0- 0							
-----																					
RPI 1-25				RPI 26-50				Team's RPI: 50				RPI 51-100				RPI 101+					
RPI	S	Opponent	Score	RPI	S	Opponent	Score					RPI	S	Opponent	Score	RPI	S	Opponent	Score		
10	A	Oregon	46 90									83	H	South Ala.	66 59	105	H	Arkansas St.	74 48		
																108	H	Troy	96 93		
																122	A	Temple	64 48		
																133	H	Middle Tenn.	65 56		
																174	H	Southern Miss.	68 59		
																179	N	Saint Louis	64 79		
																194	H	Kennesaw St.	92 63		
																204	H	Northwestern St.	75 44		
																260	N	Delaware St.	110 58		
-----																					
LAST 12 Division I GAMES:																					
108	H	Troy	96 93	10	A	Oregon	46 90	174	H	Southern Miss.	68 59	83	H	South Ala.	66 59	105	H	Arkansas St.	74 48		
260	N	Delaware St.	110 58	179	N	Saint Louis	64 79	194	H	Kennesaw St.	92 63	133	H	Middle Tenn.	65 56	122	A	Temple	64 48		
179	N	Saint Louis	64 79	204	H	Northwestern St.	75 44														

O  
l  
e  
M  
i  
s  
s

Non-Div I Games:

Ole Miss



O  
m  
a  
h  
a

O  
m  
a  
h  
a

Non-Div I Games:	Graceland (IA)	96	69	St. Mary (NE)	81	58
------------------	----------------	----	----	---------------	----	----

Average RPI Win: 282      WON-LOST      WINNING      LAST 10  
Average RPI Loss: 109      RECORD      PCT. RANK      GAMES      STRENGTH OF      OPP. STRENGTH      TEAM      ADJ.      CONF.      ADJ CONF.  
SCHEDULE      OF SCHEDULE      RPI      RPI      RPI      RPI

DIV. I ONLY	7- 4	107	7- 2	343	101	226	226	14	14
DIV. I NON-CONF.	7- 4	107	7- 4	343	101	226	226	14	14
-----									
TOTALS	RPI 1-25	RPI 26-50	W-L RECORDS	RPI 51-100	RPI 101-150	RPI 150+			
7- 4	0- 0	0- 0	OVERALL	0- 2	0- 1	7- 1			
1- 1	0- 0	0- 0	HOME	0- 1	0- 0	1- 0			
2- 3	0- 0	0- 0	AWAY	0- 1	0- 1	2- 1			
4- 0	0- 0	0- 0	NEUTRAL	0- 0	0- 0	4- 0			
7- 4	0- 0	0- 0	NON-CONFERENCE	0- 2	0- 1	7- 1			
1- 1	0- 0	0- 0	HOME	0- 1	0- 0	1- 0			
2- 3	0- 0	0- 0	AWAY	0- 1	0- 1	2- 1			
4- 0	0- 0	0- 0	NEUTRAL	0- 0	0- 0	4- 0			
0- 0	0- 0	0- 0	CONFERENCE	0- 0	0- 0	0- 0			
0- 0	0- 0	0- 0	HOME	0- 0	0- 0	0- 0			
0- 0	0- 0	0- 0	AWAY	0- 0	0- 0	0- 0			
0- 0	0- 0	0- 0	NEUTRAL	0- 0	0- 0	0- 0			

RPI 1-25				RPI 26-50				RPI 51-100				RPI 101+ Team's RPI: 226			
RPI	S	Opponent	Score	RPI	S	Opponent	Score	RPI	S	Opponent	Score	RPI	S	Opponent	Score
								57	H	Arkansas	66 77	118	A	UT Arlington	46 70
								70	A	TCU	58 72	192	A	Missouri St.	66 76
												196	A	Tulsa	53 41
												240	H	Houston Baptist	78 56
												250	N	Long Beach St.	64 58
												301	A	UMKC	76 73
												325	N	Alcorn	76 52
												330	N	Chicago St.	73 43
												333	N	Cal St. Fullerton	60 50
LAST 12 Division I GAMES:															
330	N	Chicago St.	73 43	250	N	Long Beach St.	64 58	196	A	Tulsa	53 41	240	H	Houston Baptist	78 56
325	N	Alcorn	76 52	192	A	Missouri St.	66 76	57	H	Arkansas	66 77	118	A	UT Arlington	46 70
192	A	Missouri St.	66 76	301	A	UMKC	76 73	70	A	TCU	58 72				
301	A	UMKC	76 73	333	N	Cal St. Fullerton	60 50								

Non-Div I Games:      Okla. Panhandle      88      35

Oral Roberts

Oral Roberts

Oral Roberts

Average RPI Win: 157

Average RPI Loss: 5

WON-LOST  
RECORDWINNING  
PCT. RANKLAST 10  
GAMESSTRENGTH OF  
SCHEDULEOPP. STRENGTH  
OF SCHEDULETEAM  
RPIADJ.  
RPICONF.  
RPIADJ CONF.  
RPIDIV. I ONLY  
DIV. I NON-CONF.9- 2  
9- 235  
358- 2  
9- 233  
3343  
4310  
1010  
104  
44  
4

TOTALS

RPI 1-25

RPI 26-50

W-L RECORDS

RPI 51-100

RPI 101-150

RPI 150+

9- 2 1- 2

2- 0

OVERALL

0- 0

1- 0

5- 0

8- 0 0- 0

2- 0

HOME

0- 0

1- 0

5- 0

1- 2 1- 2

0- 0

AWAY

0- 0

0- 0

0- 0

0- 0 0- 0

0- 0

NEUTRAL

0- 0

0- 0

0- 0

9- 2 1- 2

2- 0

NON-CONFERENCE

0- 0

1- 0

5- 0

8- 0 0- 0

2- 0

HOME

0- 0

1- 0

5- 0

1- 2 1- 2

0- 0

AWAY

0- 0

0- 0

0- 0

0- 0 0- 0

0- 0

NEUTRAL

0- 0

0- 0

0- 0

0- 0 0- 0

0- 0

CONFERENCE

0- 0

0- 0

0- 0

0- 0 0- 0

0- 0

HOME

0- 0

0- 0

0- 0

0- 0 0- 0

0- 0

AWAY

0- 0

0- 0

0- 0

0- 0 0- 0

0- 0

NEUTRAL

0- 0

0- 0

0- 0

RPI 1-25

Team's RPI: 10

RPI 26-50

RPI 51-100

RPI 101+

RPI	S	Opponent	Score
3	A	Mississippi St.	79 90
6	A	Louisville	61 74
22	A	Texas A&M	83 68

RPI	S	Opponent	Score
47	H	Oklahoma	92 74
50	H	Ole Miss	90 46

RPI	S	Opponent	Score
-----	---	----------	-------

RPI	S	Opponent	Score
113	H	Hampton	87 45
170	H	Weber St.	114 87
172	H	Drake	110 77
215	H	CSUN	91 43
283	H	Eastern Wash.	81 40
338	H	Southern Utah	98 38

LAST 12 Division I GAMES:

50	H	Ole Miss	90 46	283	H	Eastern Wash.	81 40
3	A	Mississippi St.	79 90	6	A	Louisville	61 74
338	H	Southern Utah	98 38	22	A	Texas A&M	83 68
170	H	Weber St.	114 87	172	H	Drake	110 77
113	H	Hampton	87 45	215	H	CSUN	91 43
47	H	Oklahoma	92 74				

Oregon

Oregon

Non-Div I Games:

Oregon

Loss, 
 Non-Conf, S Site, 
 H Home
A Away 
 N Neutral

Average RPI	Win:	258	WON-LOST	WINNING	LAST 10	STRENGTH OF	OPP. STRENGTH	TEAM	ADJ.	CONF.	ADJ CONF.
Average RPI	Loss:	29	RECORD	PCT. RANK	GAMES	SCHEDULE	OF SCHEDULE	RPI	RPI	RPI	RPI
DIV. I ONLY		8- 2		43	8- 2	290	204	137	137	4	4
DIV. I NON-CONF.		8- 2		43	8- 2	290	204	137	137	4	4
-----											
TOTALS	RPI 1-25		RPI 26-50		W-L RECORDS	RPI 51-100		RPI 101-150		RPI 150+	
8- 2	0- 1		0- 0		OVERALL	1- 1		1- 0		6- 0	
5- 1	0- 1		0- 0		HOME	1- 0		0- 0		4- 0	
1- 1	0- 0		0- 0		AWAY	0- 1		0- 0		1- 0	
2- 0	0- 0		0- 0		NEUTRAL	0- 0		1- 0		1- 0	
8- 2	0- 1		0- 0		NON-CONFERENCE	1- 1		1- 0		6- 0	
5- 1	0- 1		0- 0		HOME	1- 0		0- 0		4- 0	
1- 1	0- 0		0- 0		AWAY	0- 1		0- 0		1- 0	
2- 0	0- 0		0- 0		NEUTRAL	0- 0		1- 0		1- 0	
0- 0	0- 0		0- 0		CONFERENCE	0- 0		0- 0		0- 0	
0- 0	0- 0		0- 0		HOME	0- 0		0- 0		0- 0	
0- 0	0- 0		0- 0		AWAY	0- 0		0- 0		0- 0	
0- 0	0- 0		0- 0		NEUTRAL	0- 0		0- 0		0- 0	

RPI 1-25				RPI 26-50				RPI 51-100				RPI 101+ Team's RPI: 137			
RPI	S	Opponent	Score	RPI	S	Opponent	Score	RPI	S	Opponent	Score	RPI	S	Opponent	Score
2	H	Notre Dame	67 72					56	A	Duke	65 72	107	N	Nevada	89 49
								81	H	North Dakota	65 55	279	H	UC Santa Barbara	74 49
												285	H	Savannah St.	84 36
												293	H	San Jose St.	110 62
												334	H	Utah Valley	98 41
												336	N	Utah St.	94 55
												345	A	N. C. Central	97 44
LAST 12 Division I GAMES:															
285	H	Savannah St.	84 36	279	H	UC Santa Barbara	74 49	2	H	Notre Dame	67 72				
293	H	San Jose St.	110 62					334	H	Utah Valley	98 41				
336	N	Utah St.	94 55					81	H	North Dakota	65 55				
107	N	Nevada	89 49												
56	A	Duke	65 72												
345	A	N. C. Central	97 44												

Non-Div I Games:

Oregon St.

Paci f i c										Through Games Of Dec. 17, 2017													
Average RPI		Wi n:		234		WON-LOST		WINNING		LAST 10		STRENGTH OF		OPP. STRENGTH		TEAM		ADJ.		CONF.		ADJ CONF.	
Average RPI		Loss:		98		RECORD		PCT. RANK		GAMES		SCHEDULE		OF SCHEDULE		RPI		RPI		RPI		RPI	
DIV. I ONLY				4- 5		195		4- 5				123		169		193		193		12		12	
DIV. I NON-CONF.				4- 5		195		4- 5				123		169		193		193		12		12	
TOTALS		RPI 1-25				RPI 26-50				W-L RECORDS		RPI 51-100				RPI 101-150				RPI 150+			
4- 5		0- 1				0- 0				OVERALL		0- 3				1- 0				3- 1			
3- 3		0- 1				0- 0				HOME		0- 2				1- 0				2- 0			
1- 2		0- 0				0- 0				AWAY		0- 1				0- 0				1- 1			
0- 0		0- 0				0- 0				NEUTRAL		0- 0				0- 0				0- 0			
4- 5		0- 1				0- 0				NON-CONFERENCE		0- 3				1- 0				3- 1			
3- 3		0- 1				0- 0				HOME		0- 2				1- 0				2- 0			
1- 2		0- 0				0- 0				AWAY		0- 1				0- 0				1- 1			
0- 0		0- 0				0- 0				NEUTRAL		0- 0				0- 0				0- 0			
0- 0		0- 0				0- 0				CONFERENCE		0- 0				0- 0				0- 0			
0- 0		0- 0				0- 0				HOME		0- 0				0- 0				0- 0			
0- 0		0- 0				0- 0				AWAY		0- 0				0- 0				0- 0			
0- 0		0- 0				0- 0				NEUTRAL		0- 0				0- 0				0- 0			
RPI 1-25				RPI 26-50				RPI 51-100				RPI 101+		Team's RPI: 193									
RPI	S	Opponent		Score		RPI	S	Opponent		Score		RPI	S	Opponent		Score							
14	H	Cal i forn i a		85 92								55	A	Northern Colo.		55 80							
												59	H	UC Davis		58 90							
												94	H	Brown		57 74							

Average RPI Win: 219		WON-LOST RECORD	WINNING PCT. RANK	LAST 10 GAMES	STRENGTH OF SCHEDULE	OPP. STRENGTH OF SCHEDULE	TEAM RPI	ADJ. RPI	CONF. RPI	ADJ CONF. RPI
Average RPI Loss: 113										
DIV. I ONLY		3- 4	206	3- 4	85	112	128	128	9	9
DIV. I NON-CONF.		3- 4	206	3- 4	85	112	128	128	9	9
TOTALS		RPI 1-25	RPI 26-50	W-L RECORDS		RPI 51-100	RPI 101-150	RPI 150+		
3- 4	0- 1		0- 1	OVERALL		0- 0	0- 0	3- 2		
1- 1	0- 1		0- 0	HOME		0- 0	0- 0	1- 0		
1- 2	0- 0		0- 0	AWAY		0- 0	0- 0	1- 2		
1- 1	0- 0		0- 1	NEUTRAL		0- 0	0- 0	1- 0		
3- 4	0- 1		0- 1	NON-CONFERENCE		0- 0	0- 0	3- 2		
1- 1	0- 1		0- 0	HOME		0- 0	0- 0	1- 0		
1- 2	0- 0		0- 0	AWAY		0- 0	0- 0	1- 2		
1- 1	0- 0		0- 1	NEUTRAL		0- 0	0- 0	1- 0		
0- 0	0- 0		0- 0	CONFERENCE		0- 0	0- 0	0- 0		
0- 0	0- 0		0- 0	HOME		0- 0	0- 0	0- 0		
0- 0	0- 0		0- 0	AWAY		0- 0	0- 0	0- 0		
0- 0	0- 0		0- 0	NEUTRAL		0- 0	0- 0	0- 0		

RPI 1-25				RPI 26-50				RPI 51-100				RPI 101+ Team's RPI: 128			
RPI	S	Opponent	Score	RPI	S	Opponent	Score	RPI	S	Opponent	Score	RPI	S	Opponent	Score
2	H	Notre Dame	54 66	33	N	Georgia Tech	55 69					167	A	La Salle	59 66
												185	A	Saint Joseph's	57 50
												192	N	Missouri St.	65 60
												251	A	Binghamton	72 77
												280	H	Lafayette	55 42
LAST 12 Division I GAMES:															
251	A	Binghamton	72 77	185	A	Saint Joseph's	57 50								
2	H	Notre Dame	54 66	167	A	La Salle	59 66								
				192	N	Missouri St.	65 60								
				33	N	Georgia Tech	55 69								
				280	H	Lafayette	55 42								

### Non-Div I Games:

Penn

Penn St.

Penn St.			Through Games Of Dec. 17, 2017								
Average RPI	Win:	146	WON-LOST RECORD	WINNING PCT. RANK	LAST 10 GAMES	STRENGTH OF SCHEDULE	OPP. STRENGTH OF SCHEDULE	TEAM RPI	ADJ. RPI	CONF. RPI	ADJ CONF. RPI
Average RPI	Loss:	134									
DIV. I ONLY			9- 3	61	7- 3	155	29	65	65	3	3
DIV. I NON-CONF.			9- 3	61	9- 3	155	29	65	65	3	3
-----											
TOTALS		RPI 1-25	RPI 26-50		W-L RECORDS		RPI 51-100	RPI 101-150		RPI 150+	
9- 3		0- 1	1- 0		OVERALL		3- 0	2- 0		3- 2	
6- 0		0- 0	1- 0		HOME		3- 0	0- 0		2- 0	
3- 1		0- 0	0- 0		AWAY		0- 0	2- 0		1- 1	
0- 2		0- 1	0- 0		NEUTRAL		0- 0	0- 0		0- 1	
9- 3		0- 1	1- 0		NON-CONFERENCE		3- 0	2- 0		3- 2	
6- 0		0- 0	1- 0		HOME		3- 0	0- 0		2- 0	
3- 1		0- 0	0- 0		AWAY		0- 0	2- 0		1- 1	
0- 2		0- 1	0- 0		NEUTRAL		0- 0	0- 0		0- 1	
0- 0		0- 0	0- 0		CONFERENCE		0- 0	0- 0		0- 0	
0- 0		0- 0	0- 0		HOME		0- 0	0- 0		0- 0	
0- 0		0- 0	0- 0		AWAY		0- 0	0- 0		0- 0	
0- 0		0- 0	0- 0		NEUTRAL		0- 0	0- 0		0- 0	

RPI 1-25				RPI 26-50				RPI 51-100 Team's RPI: 65				RPI 101+			
RPI S	Opponent	Score		RPI S	Opponent	Score		RPI S	Opponent	Score		RPI S	Opponent	Score	
19 N	Kansas St.	65	70	49 H	Drexel	84	70	69 H	Fordham	65	60	125 A	Provi dence	60	51
								90 H	Wake Forest	68	58	136 A	Pi ttsburgh	59	48
								97 H	Si ena	86	72	183 N	Loui si ana Tech	59	71
												199 A	St. Bonaventure	62	65
												209 H	Manhattan	78	46
												227 H	Central Conn. St.	83	66
												313 A	Marshall I	80	65
-----															
LAST 12 Division I GAMES:															
136 A	Pittsburgh	59	48	19 N	Kansas St.	65	70	183 N	Loui si ana Tech	59	71				
199 A	St. Bonaventure	62	65	227 H	Central Conn. St.	83	66	125 A	Provi dence	60	51				
69 H	Fordham	65	60	313 A	Marshall I	80	65	90 H	Wake Forest	68	58				
209 H	Manhattan	78	46	49 H	Drexel	84	70	97 H	Si ena	86	72				

Non-Div I Games:

Penn St.

Average RPI Win:	195	WON-LOST	WINNING	LAST 10	STRENGTH OF	OPP. STRENGTH	TEAM	ADJ.	CONF.	ADJ CONF.
Average RPI Loss:	142	RECORD	PCT. RANK	GAMES	SCHEDULE	OF SCHEDULE	RPI	RPI	RPI	RPI
DIV. I ONLY	4- 6	213	4- 6	106	237	169	169	12	12	
DIV. I NON-CONF.	4- 6	213	4- 6	106	237	169	169	12	12	
-----										
TOTALS	RPI 1-25	RPI 26-50	W-L RECORDS	RPI 51-100	RPI 101-150	RPI 150+				
4- 6	0- 0	0- 1	OVERALL	1- 1	1- 0	2- 4				
2- 2	0- 0	0- 0	HOME	1- 0	0- 0	1- 2				
2- 4	0- 0	0- 1	AWAY	0- 1	1- 0	1- 2				
0- 0	0- 0	0- 0	NEUTRAL	0- 0	0- 0	0- 0				
4- 6	0- 0	0- 1	NON-CONFERENCE	1- 1	1- 0	2- 4				
2- 2	0- 0	0- 0	HOME	1- 0	0- 0	1- 2				
2- 4	0- 0	0- 1	AWAY	0- 1	1- 0	1- 2				
0- 0	0- 0	0- 0	NEUTRAL	0- 0	0- 0	0- 0				
0- 0	0- 0	0- 0	CONFERENCE	0- 0	0- 0	0- 0				
0- 0	0- 0	0- 0	HOME	0- 0	0- 0	0- 0				
0- 0	0- 0	0- 0	AWAY	0- 0	0- 0	0- 0				
0- 0	0- 0	0- 0	NEUTRAL	0- 0	0- 0	0- 0				

RPI S Opponent	RPI S Opponent	RPI S Opponent	RPI S Opponent	Team's RPI: 169
RPI 1-25	RPI 26-50	RPI 51-100	RPI 101+	Score
35 A Utah	65 89	59 A UC Davis 64 69	107 A Nevada 77 72	
		88 H Idaho St. 80 74	168 H Seattle U 62 65	
			170 A Weber St. 61 71	
			186 H New Mexico St. 64 86	
			234 A UC Irvine 74 75	
			250 A Long Beach St. 83 71	
			334 H Utah Valley 71 44	
LAST 12 Division I GAMES:				
186 H New Mexico St. 64 86	88 H Idaho St. 80 74	168 H Seattle U 62 65		
170 A Weber St. 61 71	107 A Nevada 77 72	59 A UC Davis 64 69		
35 A Utah 65 89	250 A Long Beach St. 83 71			
334 H Utah Valley 71 44				
234 A UC Irvine 74 75				

Non-Div I Games:

Pepperdine



Average RPI	Win: 245	WON-LOST	WINNING	LAST 10	STRENGTH OF	OPP. STRENGTH	TEAM	ADJ.	CONF.	ADJ CONF.
Average RPI	Loss: 75	RECORD	PCT. RANK	GAMES	SCHEDULE	OF SCHEDULE	RPI	RPI	RPI	RPI
DIV. I ONLY	6- 5	148	5- 5	56	309	136	136	2	2	
DIV. I NON-CONF.	6- 5	148	6- 5	56	309	136	136	2	2	
-----										
TOTALS	RPI 1-25	RPI 26-50	W-L RECORDS	RPI 51-100	RPI 101-150	RPI 150+				
6- 5	0- 1	0- 0	OVERALL	0- 3	1- 1	5- 0				
5- 3	0- 0	0- 0	HOME	0- 2	1- 1	4- 0				
1- 2	0- 1	0- 0	AWAY	0- 1	0- 0	1- 0				
0- 0	0- 0	0- 0	NEUTRAL	0- 0	0- 0	0- 0				
6- 5	0- 1	0- 0	NON-CONFERENCE	0- 3	1- 1	5- 0				
5- 3	0- 0	0- 0	HOME	0- 2	1- 1	4- 0				
1- 2	0- 1	0- 0	AWAY	0- 1	0- 0	1- 0				
0- 0	0- 0	0- 0	NEUTRAL	0- 0	0- 0	0- 0				
0- 0	0- 0	0- 0	CONFERENCE	0- 0	0- 0	0- 0				
0- 0	0- 0	0- 0	HOME	0- 0	0- 0	0- 0				
0- 0	0- 0	0- 0	AWAY	0- 0	0- 0	0- 0				
0- 0	0- 0	0- 0	NEUTRAL	0- 0	0- 0	0- 0				

RPI 1-25				RPI 26-50				RPI 51-100				RPI 101+				Team's RPI: 136
RPI	S	Opponent	Score	RPI	S	Opponent	Score	RPI	S	Opponent	Score	RPI	S	Opponent	Score	
15	A	West Virginia	52 73					65	H	Penn St.	48 59	105	H	Arkansas St.	87 47	
								69	A	Fordham	55 58	139	H	Wisconsin	57 58	
								89	H	Duquesne	53 66	202	H	UNCW	74 55	
												233	A	Cincinnati	66 46	
												302	H	Towson	81 63	
												306	H	Youngstown St.	66 58	
												320	H	Cornell	51 39	
-----																
LAST 12 Division I GAMES:																
202	H	UNCW	74 55	65	H	Penn St.	48 59	302	H	Towson	81 63					
15	A	West Virginia	52 73					89	H	Duquesne	53 66					
69	A	Fordham	55 58					320	H	Cornell	51 39					
139	H	Wisconsin	57 58					306	H	Youngstown St.	66 58					
105	H	Arkansas St.	87 47													
233	A	Cincinnati	66 46													

Non-Div I Games:

Pittsburgh

Average RPI Win:	258	WON-LOST	WINNING	LAST 10	STRENGTH OF	OPP. STRENGTH	TEAM	ADJ.	CONF.	ADJ CONF.
Average RPI Loss:	206	RECORD	PCT. RANK	GAMES	SCHEDULE	OF SCHEDULE	RPI	RPI	RPI	RPI

DIV. I ONLY	2- 6	264	2- 6	273	325	327	327	12	12
DIV. I NON-CONF.	2- 6	264	2- 6	273	325	327	327	12	12
-----									
TOTALS	RPI 1-25	RPI 26-50	W-L RECORDS	RPI 51-100	RPI 101-150	RPI 150+			
2- 6	0- 0	0- 0	OVERALL	0- 0	0- 2	2- 4			
2- 3	0- 0	0- 0	HOME	0- 0	0- 1	2- 2			
0- 3	0- 0	0- 0	AWAY	0- 0	0- 1	0- 2			
0- 0	0- 0	0- 0	NEUTRAL	0- 0	0- 0	0- 0			
2- 6	0- 0	0- 0	NON-CONFERENCE	0- 0	0- 2	2- 4			
2- 3	0- 0	0- 0	HOME	0- 0	0- 1	2- 2			
0- 3	0- 0	0- 0	AWAY	0- 0	0- 1	0- 2			
0- 0	0- 0	0- 0	NEUTRAL	0- 0	0- 0	0- 0			
0- 0	0- 0	0- 0	CONFERENCE	0- 0	0- 0	0- 0			
0- 0	0- 0	0- 0	HOME	0- 0	0- 0	0- 0			
0- 0	0- 0	0- 0	AWAY	0- 0	0- 0	0- 0			
0- 0	0- 0	0- 0	NEUTRAL	0- 0	0- 0	0- 0			

RPI 1-25				RPI 26-50				RPI 51-100				RPI 101+				Team's RPI: 327	
RPI	S	Opponent	Score	RPI	S	Opponent	Score	RPI	S	Opponent	Score	RPI	S	Opponent	Score		
												116	A	Washington	67	93	
												145	H	Portland St.	71	77	
												170	H	Weber St.	70	91	
												181	H	Hawai i	76	47	
												234	A	UC Irvine	52	63	
												236	H	Boise St.	47	73	
												333	A	Cal St. Fullerton	61	66	
												334	H	Utah Valley	71	64	
LAST 12 Division I GAMES:																	
				116	A	Washington	67	93	170	H	Weber St.	70	91				
				145	H	Portland St.	71	77	236	H	Boise St.	47	73				
				333	A	Cal St. Fullerton	61	66									
				234	A	UC Irvine	52	63									
				334	H	Utah Valley	71	64									
				181	H	Hawai i	76	47									

Non-Div I Games: Willamette 72 52 Warner Pacific 95 59

Portland

Average RPI Win: 285

Average RPI Loss: 119

WON-LOST  
RECORD

WINNING  
PCT. RANK

LAST 10  
GAMES

STRENGTH OF  
SCHEDULE

OPP. STRENGTH  
OF SCHEDULE

TEAM  
RPI

ADJ.  
RPI

CONF.  
RPI

ADJ CONF.  
RPI

DIV. I ONLY	3- 5	227	3- 5	187	215	145	145	18	18
DIV. I NON-CONF.	3- 5	227	3- 5	187	215	145	145	18	18
TOTALS	RPI 1-25	RPI 26-50	W-L RECORDS	RPI 51-100	RPI 101-150	RPI 150+			
3- 5	0- 0	0- 0	OVERALL	0- 1	0- 3	3- 1			
0- 0	0- 0	0- 0	HOME	0- 0	0- 0	0- 0			
3- 5	0- 0	0- 0	AWAY	0- 1	0- 3	3- 1			
0- 0	0- 0	0- 0	NEUTRAL	0- 0	0- 0	0- 0			
3- 5	0- 0	0- 0	NON-CONFERENCE	0- 1	0- 3	3- 1			
0- 0	0- 0	0- 0	HOME	0- 0	0- 0	0- 0			
3- 5	0- 0	0- 0	AWAY	0- 1	0- 3	3- 1			
0- 0	0- 0	0- 0	NEUTRAL	0- 0	0- 0	0- 0			
0- 0	0- 0	0- 0	CONFERENCE	0- 0	0- 0	0- 0			
0- 0	0- 0	0- 0	HOME	0- 0	0- 0	0- 0			
0- 0	0- 0	0- 0	AWAY	0- 0	0- 0	0- 0			
0- 0	0- 0	0- 0	NEUTRAL	0- 0	0- 0	0- 0			

RPI 1-25				RPI 26-50				RPI 51-100				RPI 101+ Team's RPI: 145					
RPI	S	Opponent	Score	RPI	S	Opponent	Score	RPI	S	Opponent	Score	RPI	S	Opponent	Score		
								59	A	UC Davis	67	79	107	A	Nevada	55	67
													121	A	Gonzaga	52	91
													142	A	UNLV	80	88
													168	A	Seattle U	77	91
													234	A	UC Irvine	82	72
													293	A	San Jose St.	90	78
													327	A	Portland	77	71
LAST 12 Division I GAMES:																	
				107	A	Nevada	55	67	234	A	UC Irvine	82	72				
				142	A	UNLV	80	88	121	A	Gonzaga	52	91				
									327	A	Portland	77	71				
									168	A	Seattle U	77	91				
									293	A	San Jose St.	90	78				
									59	A	UC Davis	67	79				

Non-Div I Games: Northwest (WA) 63 60 Multnomah 95 32

Portland St.

Average RPI Win: 0 WON-LOST RECORD WINNING PCT. RANK LAST 10 GAMES STRENGTH OF SCHEDULE OPP. STRENGTH OF SCHEDULE TEAM RPI ADJ. RPI CONF. RPI ADJ CONF. RPI

Average RPI Loss: 180

DIV. I ONLY	0- 7	331	0- 7	42	344	288	288	31	31
DIV. I NON-CONF.	0- 7	331	0- 7	42	344	288	288	31	31
-----									
TOTALS	RPI 1-25	RPI 26-50	W-L RECORDS	RPI 51-100	RPI 101-150	RPI 150+			
0- 7	0- 1	0- 0	OVERALL	0- 1	0- 1	0- 4			
0- 0	0- 0	0- 0	HOME	0- 0	0- 0	0- 0			
0- 6	0- 1	0- 0	AWAY	0- 1	0- 1	0- 3			
0- 1	0- 0	0- 0	NEUTRAL	0- 0	0- 0	0- 1			
0- 7	0- 1	0- 0	NON-CONFERENCE	0- 1	0- 1	0- 4			
0- 0	0- 0	0- 0	HOME	0- 0	0- 0	0- 0			
0- 6	0- 1	0- 0	AWAY	0- 1	0- 1	0- 3			
0- 1	0- 0	0- 0	NEUTRAL	0- 0	0- 0	0- 1			
0- 0	0- 0	0- 0	CONFERENCE	0- 0	0- 0	0- 0			
0- 0	0- 0	0- 0	HOME	0- 0	0- 0	0- 0			
0- 0	0- 0	0- 0	AWAY	0- 0	0- 0	0- 0			
0- 0	0- 0	0- 0	NEUTRAL	0- 0	0- 0	0- 0			

RPI 1-25				RPI 26-50				RPI 51-100				RPI 101+ Team's RPI: 288			
RPI	S	Opponent	Score	RPI	S	Opponent	Score	RPI	S	Opponent	Score	RPI	S	Opponent	Score
22	A	Texas A&M	70 98					95	A	Clemson	58 64	138	A	Texas St.	57 84
												200	A	UTRGV	62 78
												230	A	Texas Tech	60 89
												231	N	A&M-Corpus Christi	62 72
												341	A	Bethune-Cookman	52 77
LAST 12 Division I GAMES:															
230	A	Texas Tech	60 89	200	A	UTRGV	62 78								
95	A	Clemson	58 64	231	N	A&M-Corpus Christi	62 72								
138	A	Texas St.	57 84	341	A	Bethune-Cookman	52 77								
22	A	Texas A&M	70 98												

Non-Div I Games: Texas-Tyler 99 56 Arlington Baptist 116 73

Prairie View

Average RPI Win:	325	WON-LOST	WINNING	LAST 10	STRENGTH OF	OPP. STRENGTH	TEAM	ADJ.	CONF.	ADJ CONF.
Average RPI Loss:	102	RECORD	PCT. RANK	GAMES	SCHEDULE	OF SCHEDULE	RPI	RPI	RPI	RPI

DIV. I ONLY	2- 7	273	2- 7	141	136	224	224	29	29
DIV. I NON-CONF.	2- 7	273	2- 7	141	136	224	224	29	29
TOTALS	RPI 1-25	RPI 26-50	W-L RECORDS	RPI 51-100	RPI 101-150	RPI 150+			
2- 7	0- 1	0- 0	OVERALL	0- 4	0- 0	2- 2			
1- 1	0- 0	0- 0	HOME	0- 0	0- 0	1- 1			
1- 6	0- 0	0- 0	AWAY	0- 1	0- 0	1- 0			
0- 0	0- 0	0- 0	NEUTRAL	0- 0	0- 0	0- 0			
2- 7	0- 1	0- 0	NON-CONFERENCE	0- 4	0- 0	2- 2			
1- 1	0- 0	0- 0	HOME	0- 0	0- 0	1- 1			
1- 6	0- 1	0- 0	AWAY	0- 4	0- 0	1- 1			
0- 0	0- 0	0- 0	NEUTRAL	0- 0	0- 0	0- 0			
0- 0	0- 0	0- 0	CONFERENCE	0- 0	0- 0	0- 0			
0- 0	0- 0	0- 0	HOME	0- 0	0- 0	0- 0			
0- 0	0- 0	0- 0	AWAY	0- 0	0- 0	0- 0			
0- 0	0- 0	0- 0	NEUTRAL	0- 0	0- 0	0- 0			

RPI 1-25				RPI 26-50				RPI 51-100				RPI 101+				Team's RPI: 224	
RPI	S	Opponent	Score	RPI	S	Opponent	Score	RPI	S	Opponent	Score	RPI	S	Opponent	Score		
20	A	UCLA	40 76					56	A	Duke	45 79	194	H	Kennesaw St.	51 60		
								58	A	Belmont	48 90	252	A	San Diego St.	50 77		
								63	A	Chattanooga	51 71	304	A	USC Upstate	83 69		
								71	A	North Carolina	56 91	345	H	N. C. Central	69 60		
LAST 12 Division I GAMES:																	
				56	A	Duke	45 79	345	H	N. C. Central	69 60						
				194	H	Kennesaw St.	51 60	71	A	North Carolina	56 91						
				63	A	Chattanooga	51 71	58	A	Belmont	48 90						
				304	A	USC Upstate	83 69										
				20	A	UCLA	40 76										
				252	A	San Diego St.	50 77										

Non-Div I Games:

Presbyterian

Average RPI Win:	172	WON-LOST	WINNING	LAST 10	STRENGTH OF	OPP. STRENGTH	TEAM	ADJ.	CONF.	ADJ CONF.
Average RPI Loss:	15	RECORD	PCT. RANK	GAMES	SCHEDULE	OF SCHEDULE	RPI	RPI	RPI	RPI
DIV. I ONLY	8- 3	69	7- 3	90	7	39	39	9	9	
DIV. I NON-CONF.	8- 3	69	8- 3	90	7	39	39	9	9	
-----										
TOTALS	RPI 1-25	RPI 26-50	W-L RECORDS	RPI 51-100	RPI 101-150	RPI 150+				
8- 3	1- 2	0- 1	OVERALL	1- 0	2- 0	4- 0				
2- 2	0- 1	0- 1	HOME	0- 0	2- 0	0- 0				
6- 1	1- 1	0- 0	AWAY	1- 0	0- 0	4- 0				
0- 0	0- 0	0- 0	NEUTRAL	0- 0	0- 0	0- 0				
8- 3	1- 2	0- 1	NON-CONFERENCE	1- 0	2- 0	4- 0				
2- 2	0- 1	0- 1	HOME	0- 0	2- 0	0- 0				
6- 1	1- 1	0- 0	AWAY	1- 0	0- 0	4- 0				
0- 0	0- 0	0- 0	NEUTRAL	0- 0	0- 0	0- 0				
0- 0	0- 0	0- 0	CONFERENCE	0- 0	0- 0	0- 0				
0- 0	0- 0	0- 0	HOME	0- 0	0- 0	0- 0				
0- 0	0- 0	0- 0	AWAY	0- 0	0- 0	0- 0				
0- 0	0- 0	0- 0	NEUTRAL	0- 0	0- 0	0- 0				

RPI 1-25				RPI 26-50				RPI 51-100				RPI 101+			
RPI	S	Opponent	Score	RPI	S	Opponent	Score	RPI	S	Opponent	Score	RPI	S	Opponent	Score
5	H	Villanova	59 62	33	H	Georgia Tech	56 67	80	A	Seton Hall	85 83	109	H	Delaware	78 60
8	A	Rutgers	50 70									111	H	George Washington	72 52
24	A	Quinnipiac	60 46									190	A	Davidson	63 57
												280	A	Lafayette	53 45
												291	A	Wagner	58 37
												291	A	Wagner	58 37
-----															
LAST 12 Division I GAMES:															
190	A	Davidson	63 57	291	A	Wagner	58 37	8	A	Rutgers	50 70	24	A	Quinnipiac	60 46
33	H	Georgia Tech	56 67	8	A	Rutgers	50 70	24	A	Quinnipiac	60 46	280	A	Lafayette	53 45
291	A	Wagner	58 37	85	83	Seton Hall	85 83	109	H	Delaware	78 60	5	H	Villanova	59 62
80	A	Seton Hall	85 83	72	52	George Washington	72 52								
111	H	George Washington	72 52												

Non-Div I Games:

Princeton

Average RPI Win:	198	WON-LOST	WINNING	LAST 10	STRENGTH OF	OPP. STRENGTH	TEAM	ADJ.	CONF.	ADJ CONF.
Average RPI Loss:	110	RECORD	PCT. RANK	GAMES	SCHEDULE	OF SCHEDULE	RPI	RPI	RPI	RPI
DIV. I ONLY	6- 5	148	6- 4	121	193	125	125	6	6	
DIV. I NON-CONF.	6- 5	148	6- 5	121	193	125	125	6	6	
-----										
TOTALS	RPI 1-25	RPI 26-50	W-L RECORDS	RPI 51-100	RPI 101-150	RPI 150+				
6- 5	0- 1	0- 0	OVERALL	1- 2	2- 0	3- 2				
1- 3	0- 0	0- 0	HOME	0- 2	0- 0	1- 1				
2- 2	0- 1	0- 0	AWAY	1- 0	0- 0	1- 1				
3- 0	0- 0	0- 0	NEUTRAL	0- 0	2- 0	1- 0				
6- 5	0- 1	0- 0	NON-CONFERENCE	1- 2	2- 0	3- 2				
1- 3	0- 0	0- 0	HOME	0- 2	0- 0	1- 1				
2- 2	0- 1	0- 0	AWAY	1- 0	0- 0	1- 1				
3- 0	0- 0	0- 0	NEUTRAL	0- 0	2- 0	1- 0				
0- 0	0- 0	0- 0	CONFERENCE	0- 0	0- 0	0- 0				
0- 0	0- 0	0- 0	HOME	0- 0	0- 0	0- 0				
0- 0	0- 0	0- 0	AWAY	0- 0	0- 0	0- 0				
0- 0	0- 0	0- 0	NEUTRAL	0- 0	0- 0	0- 0				

RPI	S	Opponent	Score	RPI	S	Opponent	Score	RPI	S	Opponent	Score	RPI	S	Opponent	Score	Team's RPI: 125
24	A	Quinnipiac	36 62					65	H	Penn St.	51 60	143	N	Wright St.	74 69	
								74	A	Yale	55 51	149	N	Stetson	56 45	
								94	H	Brown	59 64	162	H	Col umbia	64 73	
												206	A	Sacred Heart	75 78	
												222	A	Northeastern	98 95	
												285	N	Savannah St.	78 48	
												315	H	Rhode Island	65 41	
-----																
LAST 12 Division I GAMES:																
206	A	Sacred Heart	75 78	24	A	Quinnipiac	36 62	315	H	Rhode Island	65 41					
285	N	Savannah St.	78 48	94	H	Brown	59 64	74	A	Yale	55 51					
65	H	Penn St.	51 60	149	N	Stetson	56 45	143	N	Wright St.	74 69					
222	A	Northeastern	98 95													
162	H	Col umbia	64 73													

Non-Div I Games:

Providence

Average RPI Win: **176**  
 Average RPI Loss: **57**

WON-LOST  
RECORD

WINNING  
PCT. RANK

LAST 10  
GAMES

STRENGTH OF  
SCHEDULE

OPP. STRENGTH  
OF SCHEDULE

TEAM  
RPI

ADJ.  
RPI

CONF.  
RPI

ADJ CONF.  
RPI

DIV. I ONLY	7- 5	136	5- 5	32	148	67	67	3	3
DIV. I NON-CONF.	7- 5	136	7- 5	32	148	67	67	3	3
-----									
TOTALS	RPI 1-25	RPI 26-50	W-L RECORDS	RPI 51-100	RPI 101-150	RPI 150+			
7- 5	0- 0	0- 4	OVERALL	2- 0	1- 1	4- 0			
4- 2	0- 0	0- 1	HOME	1- 0	1- 1	2- 0			
2- 2	0- 0	0- 2	AWAY	1- 0	0- 0	1- 0			
1- 1	0- 0	0- 1	NEUTRAL	0- 0	0- 0	1- 0			
7- 5	0- 0	0- 4	NON-CONFERENCE	2- 0	1- 1	4- 0			
4- 2	0- 0	0- 1	HOME	1- 0	1- 1	2- 0			
2- 2	0- 0	0- 2	AWAY	1- 0	0- 0	1- 0			
1- 1	0- 0	0- 1	NEUTRAL	0- 0	0- 0	1- 0			
0- 0	0- 0	0- 0	CONFERENCE	0- 0	0- 0	0- 0			
0- 0	0- 0	0- 0	HOME	0- 0	0- 0	0- 0			
0- 0	0- 0	0- 0	AWAY	0- 0	0- 0	0- 0			
0- 0	0- 0	0- 0	NEUTRAL	0- 0	0- 0	0- 0			

RPI 1-25				RPI 26-50				RPI 51-100				RPI 101+			
RPI	S	Opponent	Score	RPI	S	Opponent	Score	RPI	S	Opponent	Score	RPI	S	Opponent	Score
				31	N	Southern Cal i forni a	46 58	77	A	Central Mi ch.	79 69	141	H	Lamar Uni versi ty	79 64
				33	A	Georgi a Tech	55 68	86	H	Mi ami (OH)	75 66	146	H	Ohi o	71 77
				35	A	Utah	68 81					181	A	Hawai i	79 67
				41	H	Bal l St.	60 66					191	N	Mari st	61 47
												274	H	Val parai so	95 49
												283	H	Eastern Wash.	65 40
LAST 12 Division I GAMES:															
				283	H	Eastern Wash.	65 40	274	H	Val parai so	95 49				
				146	H	Ohi o	71 77	41	H	Bal l St.	60 66				
				35	A	Utah	68 81	33	A	Georgi a Tech	55 68				
				141	H	Lamar Uni versi ty	79 64	191	N	Mari st	61 47				
				86	H	Mi ami (OH)	75 66	181	A	Hawai i	79 67				
				77	A	Central Mi ch.	79 69	31	N	Southern Cal i forni a	46 58				

Non-Div I Games:

Purdue

**Loss**, **Non-Conf**, **S Site**, **H Home** **A Away** **N Neutral**



Average RPI	Win: 109	WON-LOST RECORD	WINNING PCT. RANK	LAST 10 GAMES	STRENGTH OF SCHEDULE	OPP. STRENGTH OF SCHEDULE	TEAM RPI	ADJ. RPI	CONF. RPI	ADJ CONF. RPI
Average RPI	Loss: 21									
DIV. I ONLY		5- 4	140	5- 4	8	14	24	24	22	22
DIV. I NON-CONF.		5- 4	140	5- 4	8	14	24	24	22	22
-----										
TOTALS	RPI 1-25		RPI 26-50	W-L RECORDS	RPI 51-100		RPI 101-150		RPI 150+	
5- 4	0- 3		0- 1	OVERALL	2- 0		2- 0		1- 0	
3- 1	0- 0		0- 1	HOME	2- 0		1- 0		0- 0	
2- 2	0- 2		0- 0	AWAY	0- 0		1- 0		1- 0	
0- 1	0- 1		0- 0	NEUTRAL	0- 0		0- 0		0- 0	
5- 4	0- 3		0- 1	NON-CONFERENCE	2- 0		2- 0		1- 0	
3- 1	0- 0		0- 1	HOME	2- 0		1- 0		0- 0	
2- 2	0- 2		0- 0	AWAY	0- 0		1- 0		1- 0	
0- 1	0- 1		0- 0	NEUTRAL	0- 0		0- 0		0- 0	
0- 0	0- 0		0- 0	CONFERENCE	0- 0		0- 0		0- 0	
0- 0	0- 0		0- 0	HOME	0- 0		0- 0		0- 0	
0- 0	0- 0		0- 0	AWAY	0- 0		0- 0		0- 0	
0- 0	0- 0		0- 0	NEUTRAL	0- 0		0- 0		0- 0	

RPI	S	Opponent	Score	RPI	S	Opponent	Score	RPI	S	Opponent	Score	RPI	S	Opponent	Score
7	A	Ohio St.	63 95	39	H	Princeton	46 60	55	H	Northern Colo.	60 49	113	A	Hampton	64 58
16	N	Missouri	51 66					79	H	Dayton	72 66	125	H	Providence	62 36
21	A	Iowa	67 83									175	A	Richmond	81 65
-----															
LAST 12 Division I GAMES:															
39	H	Princeton	46 60	113	A	Hampton	64 58	79	H	Dayton	72 66	55	H	Northern Colo.	60 49
125	H	Providence	62 36	175	A	Richmond	81 65	7	A	Ohio St.	63 95	16	N	Missouri	51 66
21	A	Iowa	67 83												

Non-Div I Games:

Qui nni pi ac

Average RPI Win: 301  
Average RPI Loss: 117

WON-LOST  
RECORD

WINNING  
PCT. RANK

LAST 10  
GAMES

STRENGTH OF  
SCHEDULE

OPP. STRENGTH  
OF SCHEDULE

TEAM  
RPI

ADJ.  
RPI

CONF.  
RPI

ADJ CONF.  
RPI

DIV. I ONLY	4- 4	158	4- 4	277	243	220	220	29	29
DIV. I NON-CONF.	4- 4	158	4- 4	277	243	220	220	29	29
TOTALS	RPI 1-25	RPI 26-50	W-L RECORDS	RPI 51-100	RPI 101-150	RPI 150+			
4- 4	0- 1	0- 1	OVERALL	0- 1	0- 0	4- 1			
3- 0	0- 0	0- 0	HOME	0- 0	0- 0	3- 0			
1- 3	0- 0	0- 0	AWAY	0- 0	0- 0	1- 1			
0- 1	0- 1	0- 0	NEUTRAL	0- 0	0- 0	0- 0			
4- 4	0- 1	0- 1	NON-CONFERENCE	0- 1	0- 0	4- 1			
3- 0	0- 0	0- 0	HOME	0- 0	0- 0	3- 0			
1- 3	0- 0	0- 1	AWAY	0- 1	0- 0	1- 1			
0- 1	0- 1	0- 0	NEUTRAL	0- 0	0- 0	0- 0			
0- 0	0- 0	0- 0	CONFERENCE	0- 0	0- 0	0- 0			
0- 0	0- 0	0- 0	HOME	0- 0	0- 0	0- 0			
0- 0	0- 0	0- 0	AWAY	0- 0	0- 0	0- 0			
0- 0	0- 0	0- 0	NEUTRAL	0- 0	0- 0	0- 0			

RPI 1-25				RPI 26-50				RPI 51-100				RPI 101+ Team's RPI: 220			
RPI	S	Opponent	Score	RPI	S	Opponent	Score	RPI	S	Opponent	Score	RPI	S	Opponent	Score
15	N	West Virginia	55 75	45	A	Virginia Tech	42 68	71	A	North Carolina	46 79	269	H	Appalachian St.	61 40
												271	A	Tennessee Tech	60 41
												318	H	UNCG	56 53
												335	A	Western Caro.	27 39
												344	H	VCU	79 62
LAST 12 Division I GAMES:															
15	N	West Virginia	55 75	271	A	Tennessee Tech	60 41	71	A	North Carolina	46 79	269	H	Appalachian St.	61 40
344	H	VCU	79 62												
335	A	Western Caro.	27 39												
45	A	Virginia Tech	42 68												
318	H	UNCG	56 53												

Non-Div I Games:

Radford

Average RPI Win: 307		WON-LOST	WINNING	LAST 10	STRENGTH OF		OPP. STRENGTH	TEAM	ADJ.	CONF.	ADJ CONF.
Average RPI Loss: 147		RECORD	PCT. RANK	GAMES	SCHEDULE		OF SCHEDULE	RPI	RPI	RPI	RPI
DIV. I ONLY		2- 9	295	1- 9	278		154	315	315	11	11
DIV. I NON-CONF.		2- 9	295	2- 9	278		154	315	315	11	11
-----											
TOTALS		RPI 1-25		RPI 26-50	W-L RECORDS		RPI 51-100	RPI 101-150		RPI 150+	
2- 9		0- 0		0- 0	OVERALL		0- 2	0- 4		2- 3	
2- 2		0- 0		0- 0	HOME		0- 1	0- 0		2- 1	
0- 6		0- 0		0- 0	AWAY		0- 1	0- 4		0- 1	
0- 1		0- 0		0- 0	NEUTRAL		0- 0	0- 0		0- 1	
2- 9		0- 0		0- 0	NON-CONFERENCE		0- 2	0- 4		2- 3	
2- 2		0- 0		0- 0	HOME		0- 1	0- 0		2- 1	
0- 6		0- 0		0- 0	AWAY		0- 1	0- 4		0- 1	
0- 1		0- 0		0- 0	NEUTRAL		0- 0	0- 0		0- 1	
0- 0		0- 0		0- 0	CONFERENCE		0- 0	0- 0		0- 0	
0- 0		0- 0		0- 0	HOME		0- 0	0- 0		0- 0	
0- 0		0- 0		0- 0	AWAY		0- 0	0- 0		0- 0	
0- 0		0- 0		0- 0	NEUTRAL		0- 0	0- 0		0- 0	

RPI 1-25				RPI 26-50				RPI 51-100				RPI 101+ Team's RPI : 315					
RPI	S	Opponent	Score	RPI	S	Opponent	Score	RPI	S	Opponent	Score	RPI	S	Opponent	Score		
								52	A	Michigan St.	38	82	104	A	Jacksonville St.	53	63
								54	H	Minnesota	60	82	110	A	Samford	37	67
													125	A	Providence	41	65
													126	A	Dartmouth	54	70
													191	A	Marist	42	64
													258	H	Holy Cross	63	69
													273	H	Fairfield	62	47
													299	N	Bryant	52	58
													340	H	UMass Lowell	81	64
-----																	
LAST 12 Division I GAMES:																	
				191	A	Marist	42	64	258	H	Holy Cross	63	69				
				125	A	Providence	41	65	273	H	Fairfield	62	47				
				299	N	Bryant	52	58	52	A	Michigan St.	38	82				
				126	A	Dartmouth	54	70	54	H	Minnesota	60	82				
				104	A	Jacksonville St.	53	63	340	H	UMass Lowell	81	64				
				110	A	Samford	37	67									

Non-Div I Games:

Rhode Island

Average RPI Win:	274	WON-LOST	WINNING	LAST 10	STRENGTH OF	OPP. STRENGTH	TEAM	ADJ.	CONF.	ADJ CONF.
Average RPI Loss:	38	RECORD	PCT. RANK	GAMES	SCHEDULE	OF SCHEDULE	RPI	RPI	RPI	RPI
DIV. I ONLY	7- 2	51	7- 2	344	49	176	176	17	17	
DIV. I NON-CONF.	7- 2	51	7- 2	344	49	176	176	17	17	
-----										
TOTALS	RPI 1-25	RPI 26-50	W-L RECORDS	RPI 51-100	RPI 101-150	RPI 150+				
7- 2	0- 1	0- 0	OVERALL	0- 1	0- 0	7- 0				
4- 0	0- 0	0- 0	HOME	0- 0	0- 0	4- 0				
3- 2	0- 1	0- 0	AWAY	0- 1	0- 0	3- 0				
0- 0	0- 0	0- 0	NEUTRAL	0- 0	0- 0	0- 0				
7- 2	0- 1	0- 0	NON-CONFERENCE	0- 1	0- 0	7- 0				
4- 0	0- 0	0- 0	HOME	0- 0	0- 0	4- 0				
3- 2	0- 1	0- 0	AWAY	0- 1	0- 0	3- 0				
0- 0	0- 0	0- 0	NEUTRAL	0- 0	0- 0	0- 0				
0- 0	0- 0	0- 0	CONFERENCE	0- 0	0- 0	0- 0				
0- 0	0- 0	0- 0	HOME	0- 0	0- 0	0- 0				
0- 0	0- 0	0- 0	AWAY	0- 0	0- 0	0- 0				
0- 0	0- 0	0- 0	NEUTRAL	0- 0	0- 0	0- 0				

RPI 1-25				RPI 26-50				RPI 51-100				RPI 101+ Team's RPI: 176			
RPI	S	Opponent	Score	RPI	S	Opponent	Score	RPI	S	Opponent	Score	RPI	S	Opponent	Score
22	A	Texas A&M	76 82					53	A	Kansas	65 73	188	H	Little Rock	58 51
												240	H	Houston Baptist	67 45
												249	A	Sam Houston St.	79 50
												263	H	Incarnate Word	60 43
												289	A	Grand Canyon	69 59
												342	A	Northern Ariz.	88 83
												348	H	La. -Monroe	63 47
LAST 12 Division I GAMES:															
188	H	Little Rock	58 51	348	H	La. -Monroe	63 47	263	H	Incarnate Word	60 43				
249	A	Sam Houston St.	79 50	22	A	Texas A&M	76 82	22	A	Texas A&M	76 82				
240	H	Houston Baptist	67 45	53	A	Kansas	65 73	53	A	Kansas	65 73				
342	A	Northern Ariz.	88 83												
289	A	Grand Canyon	69 59												

Non-Div I Games:

Rice

R  
i  
c  
h  
m  
o  
n  
d

Ri chmond				Through Games Of Dec. 17, 2017							
Average RPI	Win:	257	WON-LOST	WINNING	LAST 10	STRENGTH OF	OPP. STRENGTH	TEAM	ADJ.	CONF.	ADJ CONF.
Average RPI	Loss:	100	RECORD	PCT. RANK	GAMES	SCHEDULE	OF SCHEDULE	RPI	RPI	RPI	RPI
DIV. I ONLY			5- 6	190	4- 6	135	251	175	175	11	11
DIV. I NON-CONF.			5- 6	190	5- 6	135	251	175	175	11	11
-----											
TOTALS		RPI 1-25	RPI 26-50		W-L RECORDS		RPI 51-100	RPI 101-150		RPI 150+	
5- 6	0- 1	0- 0		OVERALL		0- 3	0- 1		5- 1		
0- 4	0- 1	0- 0		HOME		0- 3	0- 0		0- 0		
4- 0	0- 0	0- 0		AWAY		0- 0	0- 0		4- 0		
1- 2	0- 0	0- 0		NEUTRAL		0- 0	0- 1		1- 1		
5- 6	0- 1	0- 0		NON-CONFERENCE		0- 3	0- 1		5- 1		
0- 4	0- 1	0- 0		HOME		0- 3	0- 0		0- 0		
4- 0	0- 0	0- 0		AWAY		0- 0	0- 0		4- 0		
1- 2	0- 0	0- 0		NEUTRAL		0- 0	0- 1		1- 1		
0- 0	0- 0	0- 0		CONFERENCE		0- 0	0- 0		0- 0		
0- 0	0- 0	0- 0		HOME		0- 0	0- 0		0- 0		
0- 0	0- 0	0- 0		AWAY		0- 0	0- 0		0- 0		
0- 0	0- 0	0- 0		NEUTRAL		0- 0	0- 0		0- 0		

RPI 1-25				RPI 26-50				RPI 51-100				RPI 101+ Team's RPI: 175			
RPI	S	Opponent	Score	RPI	S	Opponent	Score	RPI	S	Opponent	Score	RPI	S	Opponent	Score
24	H	Qui nni pi ac	65 81					82	H	Navy	56 76	143	N	Wright St.	69 85
								90	H	Wake Forest	81 85	159	N	Florida	80 87
								100	H	William & Mary	64 78	162	A	Col umbi a	85 79
												242	A	East Caroli na	65 64
												273	A	Fairfi eld	72 67
												285	N	Savannah St.	100 63
												322	A	Ol d Domini on	54 45
-----															
LAST 12 Di vi si on I GAMES:															
				82	H	Navy	56 76	24	H	Qui nni pi ac	65 81				
				242	A	East Caroli na	65 64	100	H	William & Mary	64 78				
				90	H	Wake Forest	81 85	322	A	Ol d Domini on	54 45				
				162	A	Col umbi a	85 79	143	N	Wright St.	69 85				
				273	A	Fairfi eld	72 67	285	N	Savannah St.	100 63				
								159	N	Florida	80 87				

Non-Di v I Games:

Ri chmond

R  
i  
c  
h  
m  
o  
n  
d

Average RPI Win:	281	WON-LOST	WINNING	LAST 10	STRENGTH OF	OPP. STRENGTH	TEAM	ADJ.	CONF.	ADJ CONF.
Average RPI Loss:	206	RECORD	PCT. RANK	GAMES	SCHEDULE	OF SCHEDULE	RPI	RPI	RPI	RPI
DIV. I ONLY	3- 7	247	3- 7	296	317	297	297	22	22	
DIV. I NON-CONF.	3- 7	247	3- 7	296	317	297	297	22	22	
-----										
TOTALS	RPI 1-25	RPI 26-50	W-L RECORDS	RPI 51-100	RPI 101-150	RPI 150+				
3- 7	0- 0	0- 0	OVERALL	0- 2	0- 0	3- 5				
1- 2	0- 0	0- 0	HOME	0- 0	0- 0	1- 2				
2- 4	0- 0	0- 0	AWAY	0- 2	0- 0	2- 2				
0- 1	0- 0	0- 0	NEUTRAL	0- 0	0- 0	0- 1				
3- 7	0- 0	0- 0	NON-CONFERENCE	0- 2	0- 0	3- 5				
1- 2	0- 0	0- 0	HOME	0- 0	0- 0	1- 2				
2- 4	0- 0	0- 0	AWAY	0- 2	0- 0	2- 2				
0- 1	0- 0	0- 0	NEUTRAL	0- 0	0- 0	0- 1				
0- 0	0- 0	0- 0	CONFERENCE	0- 0	0- 0	0- 0				
0- 0	0- 0	0- 0	HOME	0- 0	0- 0	0- 0				
0- 0	0- 0	0- 0	AWAY	0- 0	0- 0	0- 0				
0- 0	0- 0	0- 0	NEUTRAL	0- 0	0- 0	0- 0				

RPI 1-25				RPI 26-50				RPI 51-100				RPI 101+				Team's RPI: 297	
RPI	S	Opponent	Score	RPI	S	Opponent	Score	RPI	S	Opponent	Score	RPI	S	Opponent	Score		
								80	A	Seton Hall I	49	85	167	A	La Salle	76 55	
								82	A	Navy	44	63	207	H	Bucknell I	71 76	
													242	N	East Carolina	63 66	
													258	H	Holy Cross	56 83	
													280	A	Lafayette	45 60	
													292	A	Mt. St. Mary's	78 82	
													332	H	Vermont	64 49	
													343	A	NJIT	79 64	
LAST 12 Division I GAMES:																	
343	A	NJIT	79 64	167	A	La Salle	76 55										
292	A	Mt. St. Mary's	78 82	332	H	Vermont	64 49										
82	A	Navy	44 63	242	N	East Carolina	63 66										
207	H	Bucknell I	71 76	80	A	Seton Hall I	49 85										
				280	A	Lafayette	45 60										
				258	H	Holy Cross	56 83										

Non-Div I Games:

Ri der

Average RPI Win: 268

Average RPI Loss: 108

WON-LOST  
RECORDWINNING  
PCT. RANKLAST 10  
GAMESSTRENGTH OF  
SCHEDULEOPP. STRENGTH  
OF SCHEDULETEAM  
RPIADJ.  
RPICONF.  
RPIADJ CONF.  
RPIDIV. I ONLY  
DIV. I NON-CONF.6- 3  
6- 389  
896- 3  
6- 3320  
320175  
175203  
203203  
20328  
2828  
28

TOTALS

RPI 1-25

RPI 26-50

W-L RECORDS

RPI 51-100

RPI 101-150

RPI 150+

6- 3

0- 0

0- 0

OVERALL

0- 2

0- 0

6- 1

3- 1

0- 0

0- 0

HOME

0- 1

0- 0

3- 0

3- 1

0- 0

0- 0

AWAY

0- 1

0- 0

3- 0

0- 1

0- 0

0- 0

NEUTRAL

0- 0

0- 0

0- 1

6- 3

0- 0

0- 0

NON-CONFERENCE

0- 2

0- 0

6- 1

3- 1

0- 0

0- 0

HOME

0- 1

0- 0

3- 0

3- 1

0- 0

0- 0

AWAY

0- 1

0- 0

3- 0

0- 1

0- 0

0- 0

NEUTRAL

0- 0

0- 0

0- 1

0- 0

0- 0

0- 0

CONFERENCE

0- 0

0- 0

0- 0

0- 0

0- 0

0- 0

HOME

0- 0

0- 0

0- 0

0- 0

0- 0

0- 0

AWAY

0- 0

0- 0

0- 0

0- 0

0- 0

0- 0

NEUTRAL

0- 0

0- 0

0- 0

RPI 1-25

RPI 26-50

RPI 51-100

RPI 101+

Team's RPI: 203

RPI S Opponent Score

RPI S Opponent Score

RPI S Opponent Score

RPI S Opponent Score

52 A Michigan St. 58 100  
95 H Bowling Green 62 64178 N San Francisco 45 57  
205 A Cal Poly 66 50  
208 H Monmouth 56 38  
260 A Delaware St. 65 42  
280 H Lafayette 63 42  
306 H Youngstown St. 84 52  
346 A Northern Ky. 59 50

LAST 12 Division I GAMES:

280 H Lafayette 63 42  
260 A Delaware St. 65 42  
208 H Monmouth 56 38  
306 H Youngstown St. 84 52  
178 N San Francisco 45 57  
205 A Cal Poly 66 50  
346 A Northern Ky. 59 50  
95 H Bowling Green 62 64  
52 A Michigan St. 58 100

Non-Div I Games:

Clarion

67 60

Robert Morris

Average RPI Win: 101

Average RPI Loss: 36

WON-LOST  
RECORDWINNING  
PCT. RANKLAST 10  
GAMESSTRENGTH OF  
SCHEDULEOPP. STRENGTH  
OF SCHEDULETEAM  
RPIADJ.  
RPICONF.  
RPIADJ CONF.  
RPIDIV. I ONLY  
DIV. I NON-CONF.12- 2  
12- 226  
268- 2  
10- 220  
2022  
228  
88  
83  
33  
3

TOTALS

RPI 1-25

RPI 26-50

W-L RECORDS

RPI 51-100

RPI 101-150

RPI 150+

12- 2

0- 1

3- 0

OVERALL

4- 1

2- 0

3- 0

8- 0

0- 0

3- 0

HOME

3- 0

1- 0

1- 0

3- 0

0- 0

0- 0

AWAY

0- 0

1- 0

2- 0

1- 2

0- 1

0- 0

NEUTRAL

1- 1

0- 0

0- 0

12- 2

0- 1

3- 0

NON-CONFERENCE

4- 1

2- 0

3- 0

8- 0

0- 0

3- 0

HOME

3- 0

1- 0

1- 0

3- 0

0- 0

0- 0

AWAY

0- 0

1- 0

2- 0

1- 2

0- 1

0- 0

NEUTRAL

1- 1

0- 0

0- 0

0- 0

0- 0

0- 0

CONFERENCE

0- 0

0- 0

0- 0

0- 0

0- 0

0- 0

HOME

0- 0

0- 0

0- 0

0- 0

0- 0

0- 0

AWAY

0- 0

0- 0

0- 0

0- 0

0- 0

0- 0

NEUTRAL

0- 0

0- 0

0- 0

RPI 1-25 Team's RPI: 8

RPI 26-50

RPI 51-100

RPI 101+

RPI	S	Opponent	Score
12	N	South Carolina	68 78

RPI	S	Opponent	Score
27	H	Houston	75 57
32	H	NC State	57 53
39	H	Princeton	70 50

RPI	S	Opponent	Score
60	N	Washington St.	60 63
80	H	Seton Hall	70 45
85	N	Western Mi ch.	75 64
90	H	Wake Forest	65 51
97	H	Siena	59 47

RPI	S	Opponent	Score
117	H	Virginia	52 43
122	A	Temple	84 67
158	A	James Madison	76 63
160	A	Charlotte	77 54
210	H	Fairleigh Dickinson	101 35

LAST 12 Division I GAMES:

39	H	Princeton	70 50	27	H	Houston	75 57
210	H	Fairleigh Dickinson	101 35	60	N	Washington St.	60 63
80	H	Seton Hall	70 45	85	N	Western Mi ch.	75 64
117	H	Virginia	52 43	12	N	South Carolina	68 78
97	H	Siena	59 47	90	H	Wake Forest	65 51
32	H	NC State	57 53	160	A	Charlotte	77 54

Non-Div I Games:

Rutgers



Average RPI	Win:	275	WON-LOST	WINNING	LAST 10	STRENGTH OF	OPP. STRENGTH	TEAM	ADJ.	CONF.	ADJ CONF.
Average RPI	Loss:	150	RECORD	PCT. RANK	GAMES	SCHEDULE	OF SCHEDULE	RPI	RPI	RPI	RPI
DIV. I ONLY		4- 3		137	4- 3	333	191	232	232	27	27
DIV. I NON-CONF.		4- 3		137	4- 3	333	191	232	232	27	27
-----											
TOTALS	RPI 1-25		RPI 26-50		W-L RECORDS	RPI 51-100		RPI 101-150		RPI 150+	
4- 3	0- 1		0- 0		OVERALL	0- 0		0- 1		4- 1	
2- 0	0- 0		0- 0		HOME	0- 0		0- 0		2- 0	
0- 3	0- 1		0- 0		AWAY	0- 0		0- 1		0- 1	
2- 0	0- 0		0- 0		NEUTRAL	0- 0		0- 0		2- 0	
4- 3	0- 1		0- 0		NON-CONFERENCE	0- 0		0- 1		4- 1	
2- 0	0- 0		0- 0		HOME	0- 0		0- 0		2- 0	
0- 3	0- 1		0- 0		AWAY	0- 0		0- 1		0- 1	
2- 0	0- 0		0- 0		NEUTRAL	0- 0		0- 0		2- 0	
0- 0	0- 0		0- 0		CONFERENCE	0- 0		0- 0		0- 0	
0- 0	0- 0		0- 0		HOME	0- 0		0- 0		0- 0	
0- 0	0- 0		0- 0		AWAY	0- 0		0- 0		0- 0	
0- 0	0- 0		0- 0		NEUTRAL	0- 0		0- 0		0- 0	

RPI 1-25				RPI 26-50				RPI 51-100				RPI 101+ Team's RPI: 232			
RPI	S	Opponent	Score	RPI	S	Opponent	Score	RPI	S	Opponent	Score	RPI	S	Opponent	Score
19	A	Kansas St.	49 74									124	A	Montana St.	54 59
												189	H	South Dakota	77 55
												266	N	Alabama St.	77 50
												308	A	Montana	52 60
												319	H	Coppin St.	72 59
												325	N	Alcorn	83 79
-----															
LAST 12 Division I GAMES:															
308	A	Montana	52 60	124	A	Montana St.	54 59								
189	H	South Dakota	77 55												
325	N	Alcorn	83 79												
266	N	Alabama St.	77 50												
319	H	Coppin St.	72 59												
19	A	Kansas St.	49 74												

Non-Div I Games: Howard Payne 105 35 Central Baptist 97 34 Tex. A&M-Commerce 83 61

SFA

S  
I  
U  
E

SIUE				Through Games Of Dec. 17, 2017											
Average RPI	Win:	240	WON-LOST	WINNING	LAST 10	STRENGTH OF	OPP. STRENGTH	TEAM	ADJ.	CONF.	ADJ CONF.				
Average RPI	Loss:	128	RECORD	PCT. RANK	GAMES	SCHEDULE	OF SCHEDULE	RPI	RPI	RPI	RPI				
DIV. I ONLY			3- 6	232	3- 6	109	253	219	219	25	25				
DIV. I NON-CONF.			3- 6	232	3- 6	109	253	219	219	25	25				
-----															
TOTALS		RPI 1-25	RPI 26-50		W-L RECORDS		RPI 51-100	RPI 101-150	RPI 150+						
3- 6	0- 1		0- 0		OVERALL	0- 2		0- 1	3- 2						
2- 3	0- 0		0- 0		HOME	0- 1		0- 1	2- 1						
1- 3	0- 1		0- 0		AWAY	0- 1		0- 0	1- 1						
0- 0	0- 0		0- 0		NEUTRAL	0- 0		0- 0	0- 0						
3- 6	0- 1		0- 0		NON-CONFERENCE	0- 2		0- 1	3- 2						
2- 3	0- 0		0- 0		HOME	0- 1		0- 1	2- 1						
1- 3	0- 1		0- 0		AWAY	0- 1		0- 0	1- 1						
0- 0	0- 0		0- 0		NEUTRAL	0- 0		0- 0	0- 0						
0- 0	0- 0		0- 0		CONFERENCE	0- 0		0- 0	0- 0						
0- 0	0- 0		0- 0		HOME	0- 0		0- 0	0- 0						
0- 0	0- 0		0- 0		AWAY	0- 0		0- 0	0- 0						
0- 0	0- 0		0- 0		NEUTRAL	0- 0		0- 0	0- 0						
-----															
RPI 1-25				RPI 26-50				RPI 51-100				RPI 101+ Team's RPI: 219			
RPI	S	Opponent	Score	RPI	S	Opponent	Score	RPI	S	Opponent	Score	RPI	S	Opponent	Score
16	A	Missouri	48 78					77	H	Central Mich.	56 94	149	H	Stetson	61 65
								92	A	Nebraska	53 62	155	H	Northern Ill.	75 86
												179	H	Saint Louis	79 72
												201	A	Southern Ill.	57 53
												278	A	Illinois St.	47 62
												339	H	Air Force	76 40
-----															
LAST 12 Division I GAMES:															
179	H	Saint Louis	79 72	155	H	Northern Ill.	75 86	16	A	Missouri	48 78	77	H	Central Mich.	56 94
339	H	Air Force	76 40									149	H	Stetson	61 65
92	A	Nebraska	53 62									278	A	Illinois St.	47 62
												201	A	Southern Ill.	57 53

S  
I  
U  
E

Non-Div I Games:

SIUE

Average RPI Win:	257	WON-LOST	WINNING	LAST 10	STRENGTH OF	OPP. STRENGTH	TEAM	ADJ.	CONF.	ADJ CONF.
Average RPI Loss:	89	RECORD	PCT. RANK	GAMES	SCHEDULE	OF SCHEDULE	RPI	RPI	RPI	RPI
DIV. I ONLY	4- 6	213	4- 6	194	135	212	212	7	7	
DIV. I NON-CONF.	4- 6	213	4- 6	194	135	212	212	7	7	
-----										
TOTALS	RPI 1-25	RPI 26-50	W-L RECORDS	RPI 51-100	RPI 101-150	RPI 150+				
4- 6	0- 0	0- 1	OVERALL	0- 2	0- 3	4- 0				
3- 1	0- 0	0- 0	HOME	0- 1	0- 0	3- 0				
0- 5	0- 0	0- 1	AWAY	0- 1	0- 3	0- 0				
1- 0	0- 0	0- 0	NEUTRAL	0- 0	0- 0	1- 0				
4- 6	0- 0	0- 1	NON-CONFERENCE	0- 2	0- 3	4- 0				
3- 1	0- 0	0- 0	HOME	0- 1	0- 0	3- 0				
0- 5	0- 0	0- 1	AWAY	0- 1	0- 3	0- 0				
1- 0	0- 0	0- 0	NEUTRAL	0- 0	0- 0	1- 0				
0- 0	0- 0	0- 0	CONFERENCE	0- 0	0- 0	0- 0				
0- 0	0- 0	0- 0	HOME	0- 0	0- 0	0- 0				
0- 0	0- 0	0- 0	AWAY	0- 0	0- 0	0- 0				
0- 0	0- 0	0- 0	NEUTRAL	0- 0	0- 0	0- 0				

RPI 1-25				RPI 26-50				RPI 51-100				RPI 101+				Team's RPI: 212	
RPI	S	Opponent	Score	RPI	S	Opponent	Score	RPI	S	Opponent	Score	RPI	S	Opponent	Score		
				47	A	Oklahoma	75 87										
								70	H	TCU	58 64	107	A	Nevada	72 80		
								72	A	Alabama	44 59	118	A	UT Arlington	55 58		
												119	A	North Texas	40 47		
												221	N	UC Riverside	73 51		
												244	H	Abilene Christian	65 44		
												253	H	Nicholls St.	68 61		
												311	H	CSU Bakersfield	41 29		
LAST 12 Division I GAMES:																	
				72	A	Alabama	44 59	107	A	Nevada	72 80						
				311	H	CSU Bakersfield	41 29	221	N	UC Riverside	73 51						
				119	A	North Texas	40 47	244	H	Abilene Christian	65 44						
				253	H	Nicholls St.	68 61	118	A	UT Arlington	55 58						
								47	A	Oklahoma	75 87						
								70	H	TCU	58 64						

Non-Div I Games:

SMU

Average RPI	Win: 221	WON-LOST	WINNING	LAST 10	STRENGTH OF	OPP. STRENGTH	TEAM	ADJ.	CONF.	ADJ CONF.
Average RPI	Loss: 102	RECORD	PCT. RANK	GAMES	SCHEDULE	OF SCHEDULE	RPI	RPI	RPI	RPI
DIV. I ONLY	1- 7	307	1- 7	23	195	184	184	18	18	
DIV. I NON-CONF.	1- 7	307	1- 7	23	195	184	184	18	18	
-----										
TOTALS	RPI 1-25	RPI 26-50	W-L RECORDS	RPI 51-100	RPI 101-150	RPI 150+				
1- 7	0- 1	0- 1	OVERALL	0- 2	0- 1	1- 2				
0- 0	0- 0	0- 0	HOME	0- 0	0- 0	0- 0				
0- 7	0- 1	0- 1	AWAY	0- 2	0- 1	0- 2				
1- 0	0- 0	0- 0	NEUTRAL	0- 0	0- 0	1- 0				
1- 7	0- 1	0- 1	NON-CONFERENCE	0- 2	0- 1	1- 2				
0- 0	0- 0	0- 0	HOME	0- 0	0- 0	0- 0				
0- 7	0- 1	0- 1	AWAY	0- 2	0- 1	0- 2				
1- 0	0- 0	0- 0	NEUTRAL	0- 0	0- 0	1- 0				
0- 0	0- 0	0- 0	CONFERENCE	0- 0	0- 0	0- 0				
0- 0	0- 0	0- 0	HOME	0- 0	0- 0	0- 0				
0- 0	0- 0	0- 0	AWAY	0- 0	0- 0	0- 0				
0- 0	0- 0	0- 0	NEUTRAL	0- 0	0- 0	0- 0				

RPI 1-25				RPI 26-50				RPI 51-100				RPI 101+ Team's RPI: 184			
RPI	S	Opponent	Score	RPI	S	Opponent	Score	RPI	S	Opponent	Score	RPI	S	Opponent	Score
15	A	West Virginia	47 101	48	A	Arizona St.	58 106	59	A	UC Davis	72 79	107	A	Nevada	68 95
								78	A	Kentucky	70 101	178	A	San Francisco	76 90
												221	N	UC Riverside	99 72
												229	A	Morehead St.	71 75
LAST 12 Division I GAMES:															
178	A	San Francisco	76 90	15	A	West Virginia	47 101	229	A	Morehead St.	71 75				
59	A	UC Davis	72 79	78	A	Kentucky	70 101								
221	N	UC Riverside	99 72												
107	A	Nevada	68 95												
48	A	Arizona St.	58 106												

Non-Div I Games: Antelope Valley 95 62

Sacramento St.

Average RPI	Win:	224	WON-LOST	WINNING	LAST 10	STRENGTH OF	OPP. STRENGTH	TEAM	ADJ.	CONF.	ADJ CONF.
Average RPI	Loss:	124	RECORD	PCT. RANK	GAMES	SCHEDULE	OF SCHEDULE	RPI	RPI	RPI	RPI
DIV. I ONLY		4- 6		213	4- 6	191	180	206	206	28	28
DIV. I NON-CONF.		4- 6		213	4- 6	191	180	206	206	28	28
-----											
TOTALS	RPI 1-25		RPI 26-50		W-L RECORDS	RPI 51-100		RPI 101-150		RPI 150+	
4- 6	0- 1		0- 0		OVERALL	0- 2		1- 1		3- 2	
3- 1	0- 0		0- 0		HOME	0- 0		1- 0		2- 1	
1- 5	0- 1		0- 0		AWAY	0- 2		0- 1		1- 1	
0- 0	0- 0		0- 0		NEUTRAL	0- 0		0- 0		0- 0	
4- 6	0- 1		0- 0		NON-CONFERENCE	0- 2		1- 1		3- 2	
3- 1	0- 0		0- 0		HOME	0- 0		1- 0		2- 1	
1- 5	0- 1		0- 0		AWAY	0- 2		0- 1		1- 1	
0- 0	0- 0		0- 0		NEUTRAL	0- 0		0- 0		0- 0	
0- 0	0- 0		0- 0		CONFERENCE	0- 0		0- 0		0- 0	
0- 0	0- 0		0- 0		HOME	0- 0		0- 0		0- 0	
0- 0	0- 0		0- 0		AWAY	0- 0		0- 0		0- 0	
0- 0	0- 0		0- 0		NEUTRAL	0- 0		0- 0		0- 0	

RPI 1-25				RPI 26-50				RPI 51-100				RPI 101+				Team's RPI: 206	
RPI	S	Opponent	Score	RPI	S	Opponent	Score	RPI	S	Opponent	Score	RPI	S	Opponent	Score		
9	A	Florida St.	52 101					94	A	Brown	77 102	114	A	Harvard	62 70		
								97	A	Si ena	57 62	125	H	Provi dence	78 75		
												208	A	Monmouth	64 69		
												209	H	Manhattan	65 61		
												223	H	Hofstra	81 86		
												235	H	Lehi gh	65 55		
												326	A	Fl ori da A&M	73 68		
LAST 12 Di vi si on I GAMES:																	
235	H	Lehi gh	65 55	97	A	Si ena	57 62	125	H	Provi dence	78 75						
223	H	Hofstra	81 86	94	A	Brown	77 102	208	A	Monmouth	64 69						
9	A	Florida St.	52 101														
326	A	Fl ori da A&M	73 68														
114	A	Harvard	62 70														
209	H	Manhattan	65 61														

Non-Di v I Games:

Sacred Heart

Average RPI Win:	287	WON-LOST	WINNING	LAST 10	STRENGTH OF	OPP. STRENGTH	TEAM	ADJ.	CONF.	ADJ CONF.
Average RPI Loss:	106	RECORD	PCT. RANK	GAMES	SCHEDULE	OF SCHEDULE	RPI	RPI	RPI	RPI
DIV. I ONLY	3- 6	232	3- 6	180	225	216	216	28	28	
DIV. I NON-CONF.	3- 6	232	3- 6	180	225	216	216	28	28	
-----										
TOTALS	RPI 1-25	RPI 26-50	W-L RECORDS	RPI 51-100	RPI 101-150	RPI 150+				
3- 6	0- 0	0- 1	OVERALL	0- 2	0- 2	3- 1				
1- 1	0- 0	0- 0	HOME	0- 1	0- 0	1- 0				
1- 4	0- 0	0- 1	AWAY	0- 1	0- 1	1- 0				
1- 1	0- 0	0- 0	NEUTRAL	0- 0	0- 1	1- 0				
3- 6	0- 0	0- 1	NON-CONFERENCE	0- 2	0- 2	3- 1				
1- 1	0- 0	0- 0	HOME	0- 1	0- 0	1- 0				
1- 4	0- 0	0- 1	AWAY	0- 1	0- 1	1- 1				
1- 1	0- 0	0- 0	NEUTRAL	0- 0	0- 1	1- 0				
0- 0	0- 0	0- 0	CONFERENCE	0- 0	0- 0	0- 0				
0- 0	0- 0	0- 0	HOME	0- 0	0- 0	0- 0				
0- 0	0- 0	0- 0	AWAY	0- 0	0- 0	0- 0				
0- 0	0- 0	0- 0	NEUTRAL	0- 0	0- 0	0- 0				

RPI 1-25				RPI 26-50				RPI 51-100				RPI 101+ Team's RPI: 216			
RPI	S	Opponent	Score	RPI	S	Opponent	Score	RPI	S	Opponent	Score	RPI	S	Opponent	Score
				46	A	Toledo	66 74	89	A	Duquesne	68 87	115	N	Southeast Mo. St.	50 82
								100	H	William & Mary	86 92	121	A	Gonzaga	74 97
												162	A	Col umbi a	81 94
												233	A	Cincinnati	77 73
												306	H	Youngstown St.	79 65
												322	N	Old Domini on	79 68
LAST 12 Division I GAMES:															
233	A	Cincinnati	77 73	121	A	Gonzaga	74 97								
322	N	Old Domini on	79 68	306	H	Youngstown St.	79 65								
115	N	Southeast Mo. St.	50 82	162	A	Col umbi a	81 94								
46	A	Toledo	66 74	100	H	William & Mary	86 92								
				89	A	Duquesne	68 87								

Non-Div I Games: Seton Hill 103 71

Saint Francis (PA)

Average RPI Win:	250	WON-LOST	WINNING	LAST 10	STRENGTH OF	OPP. STRENGTH	TEAM	ADJ.	CONF.	ADJ CONF.
Average RPI Loss:	121	RECORD	PCT. RANK	GAMES	SCHEDULE	OF SCHEDULE	RPI	RPI	RPI	RPI
DIV. I ONLY	5- 5	158	5- 5	237	163	185	185	11	11	
DIV. I NON-CONF.	5- 5	158	5- 5	237	163	185	185	11	11	
-----										
TOTALS	RPI 1-25	RPI 26-50	W-L RECORDS	RPI 51-100	RPI 101-150	RPI 150+				
5- 5	0- 1	0- 1	OVERALL	0- 0	0- 2	5- 1				
2- 2	0- 0	0- 1	HOME	0- 0	0- 1	2- 0				
3- 3	0- 1	0- 0	AWAY	0- 0	0- 1	3- 1				
0- 0	0- 0	0- 0	NEUTRAL	0- 0	0- 0	0- 0				
5- 5	0- 1	0- 1	NON-CONFERENCE	0- 0	0- 2	5- 1				
2- 2	0- 0	0- 1	HOME	0- 0	0- 1	2- 0				
3- 3	0- 1	0- 0	AWAY	0- 0	0- 1	3- 1				
0- 0	0- 0	0- 0	NEUTRAL	0- 0	0- 0	0- 0				
0- 0	0- 0	0- 0	CONFERENCE	0- 0	0- 0	0- 0				
0- 0	0- 0	0- 0	HOME	0- 0	0- 0	0- 0				
0- 0	0- 0	0- 0	AWAY	0- 0	0- 0	0- 0				
0- 0	0- 0	0- 0	NEUTRAL	0- 0	0- 0	0- 0				

RPI 1-25				RPI 26-50				RPI 51-100				RPI 101+				Team's RPI: 185
RPI	S	Opponent	Score	RPI	S	Opponent	Score	RPI	S	Opponent	Score	RPI	S	Opponent	Score	
5	A	Villanova	44 79	49	H	Drexel	58 65					122	A	Temple	66 69	
												128	H	Penn	50 57	
												158	A	James Madison	73 66	
												207	A	Bucknell	77 53	
												275	A	Niagara	93 69	
												300	H	Saint Peter's	87 58	
												302	A	Towson	66 90	
												312	H	Eastern Ill.	80 62	
-----																
LAST 12 Division I GAMES:																
49	H	Drexel	58 65	302	A	Towson	66 90									
128	H	Penn	50 57	5	A	Villanova	44 79									
207	A	Bucknell	77 53	122	A	Temple	66 69									
275	A	Niagara	93 69	300	H	Saint Peter's	87 58									
				312	H	Eastern Ill.	80 62									
				158	A	James Madison	73 66									

Non-Div I Games:

Saint Joseph's

Average RPI Win:	197	WON-LOST	WINNING	LAST 10	STRENGTH OF	OPP. STRENGTH	TEAM	ADJ.	CONF.	ADJ CONF.
Average RPI Loss:	105	RECORD	PCT. RANK	GAMES	SCHEDULE	OF SCHEDULE	RPI	RPI	RPI	RPI
DIV. I ONLY	5- 7	211	4- 6	165	59	179	179	11	11	
DIV. I NON-CONF.	5- 7	211	5- 7	165	59	179	179	11	11	
-----										
TOTALS	RPI 1-25	RPI 26-50	W-L RECORDS	RPI 51-100	RPI 101-150	RPI 150+				
5- 7	0- 1	1- 0	OVERALL	0- 3	0- 1	4- 2				
2- 2	0- 0	0- 0	HOME	0- 0	0- 1	2- 1				
1- 4	0- 0	0- 0	AWAY	0- 1	0- 0	1- 1				
2- 1	0- 0	1- 0	NEUTRAL	0- 1	0- 0	1- 0				
5- 7	0- 1	1- 0	NON-CONFERENCE	0- 3	0- 1	4- 2				
2- 2	0- 0	0- 0	HOME	0- 0	0- 1	2- 1				
1- 4	0- 1	0- 0	AWAY	0- 2	0- 0	1- 1				
2- 1	0- 0	1- 0	NEUTRAL	0- 1	0- 0	1- 0				
0- 0	0- 0	0- 0	CONFERENCE	0- 0	0- 0	0- 0				
0- 0	0- 0	0- 0	HOME	0- 0	0- 0	0- 0				
0- 0	0- 0	0- 0	AWAY	0- 0	0- 0	0- 0				
0- 0	0- 0	0- 0	NEUTRAL	0- 0	0- 0	0- 0				

RPI 1-25				RPI 26-50				RPI 51-100				RPI 101+				Team's RPI: 179
RPI	S	Opponent	Score	RPI	S	Opponent	Score	RPI	S	Opponent	Score	RPI	S	Opponent	Score	
16	A	Missouri	58 70	50	N	Ole Miss	79 64	60	A	Washington St.	63 85	144	H	Vanderbilt	69 74	
								68	N	LSU	59 71	151	H	Loyola Marymount	60 62	
								75	A	DePaul	78 86	157	N	Cleveland St.	80 64	
												188	H	Little Rock	48 45	
												219	A	SIUE	72 79	
												294	A	Indiana St.	60 59	
												296	H	Lipscomb	101 57	
LAST 12 Division I GAMES:																
296	H	Lipscomb	101 57	144	H	Vanderbilt	69 74									
16	A	Missouri	58 70	68	N	LSU	59 71									
60	A	Washington St.	63 85	157	N	Cleveland St.	80 64									
188	H	Little Rock	48 45	219	A	SIUE	72 79									
151	H	Loyola Marymount	60 62	75	A	DePaul	78 86									
294	A	Indiana St.	60 59	50	N	Ole Miss	79 64									

Non-Div I Games:

Saint Louis



Average RPI	Win:	187	WON-LOST	WINNING	LAST 10	STRENGTH OF	OPP. STRENGTH	TEAM	ADJ.	CONF.	ADJ CONF.
Average RPI	Loss:	36	RECORD	PCT. RANK	GAMES	SCHEDULE	OF SCHEDULE	RPI	RPI	RPI	RPI
DIV. I ONLY		6- 3		89	6- 3	80	53	66	66	12	12
DIV. I NON-CONF.		6- 3		89	6- 3	80	53	66	66	12	12
-----											
TOTALS	RPI 1-25		RPI 26-50		W-L RECORDS	RPI 51-100		RPI 101-150		RPI 150+	
6- 3	0- 1		0- 1		OVERALL	2- 1		0- 0		4- 0	
4- 1	0- 0		0- 0		HOME	2- 1		0- 0		2- 0	
1- 2	0- 1		0- 1		AWAY	0- 0		0- 0		1- 0	
1- 0	0- 0		0- 0		NEUTRAL	0- 0		0- 0		1- 0	
6- 3	0- 1		0- 1		NON-CONFERENCE	2- 1		0- 0		4- 0	
4- 1	0- 0		0- 0		HOME	2- 1		0- 0		2- 0	
1- 2	0- 1		0- 1		AWAY	0- 0		0- 0		1- 0	
1- 0	0- 0		0- 0		NEUTRAL	0- 0		0- 0		1- 0	
0- 0	0- 0		0- 0		CONFERENCE	0- 0		0- 0		0- 0	
0- 0	0- 0		0- 0		HOME	0- 0		0- 0		0- 0	
0- 0	0- 0		0- 0		AWAY	0- 0		0- 0		0- 0	
0- 0	0- 0		0- 0		NEUTRAL	0- 0		0- 0		0- 0	

RPI 1-25				RPI 26-50				RPI 51-100				Team's RPI: 66	RPI 101+			
RPI	S	Opponent	Score	RPI	S	Opponent	Score	RPI	S	Opponent	Score		RPI	S	Opponent	Score
14	A	Cal i forni a	80 87	35	A	Utah	63 74	59	H	UC Davi s	50 74		205	H	Cal Poly	82 64
								60	H	Washi ngton St.	81 75		236	A	Boise St.	74 72
								84	H	Indi ana	88 82		259	N	UT Martin	69 58
													279	H	UC Santa Barbara	89 59
LAST 12 Division I GAMES:																
259	N	UT Martin	69 58	84	H	Indi ana	88 82	279	H	UC Santa Barbara	89 59					
59	H	UC Davi s	50 74	205	H	Cal Poly	82 64	60	H	Washi ngton St.	81 75					
35	A	Utah	63 74	14	A	Cal i forni a	80 87									
236	A	Boise St.	74 72													

Non-Div I Games:

Saint Mary's (CA)

Average RPI Win:	244	WON-LOST	WINNING	LAST 10	STRENGTH OF	OPP. STRENGTH	TEAM	ADJ.	CONF.	ADJ CONF.
Average RPI Loss:	209	RECORD	PCT. RANK	GAMES	SCHEDULE	OF SCHEDULE	RPI	RPI	RPI	RPI
DIV. I ONLY	3- 7	247	3- 7	284	318	300	300	22	22	
DIV. I NON-CONF.	3- 7	247	3- 7	284	318	300	300	22	22	
-----										
TOTALS	RPI 1-25	RPI 26-50	W-L RECORDS	RPI 51-100	RPI 101-150	RPI 150+				
3- 7	0- 0	0- 0	OVERALL	0- 2	1- 0	2- 5				
1- 3	0- 0	0- 0	HOME	0- 1	0- 0	1- 2				
1- 4	0- 0	0- 0	AWAY	0- 1	0- 0	1- 2				
1- 0	0- 0	0- 0	NEUTRAL	0- 0	1- 0	0- 0				
3- 7	0- 0	0- 0	NON-CONFERENCE	0- 2	1- 0	2- 5				
1- 3	0- 0	0- 0	HOME	0- 1	0- 0	1- 2				
1- 4	0- 0	0- 0	AWAY	0- 1	0- 0	1- 3				
1- 0	0- 0	0- 0	NEUTRAL	0- 0	1- 0	0- 0				
0- 0	0- 0	0- 0	CONFERENCE	0- 0	0- 0	0- 0				
0- 0	0- 0	0- 0	HOME	0- 0	0- 0	0- 0				
0- 0	0- 0	0- 0	AWAY	0- 0	0- 0	0- 0				
0- 0	0- 0	0- 0	NEUTRAL	0- 0	0- 0	0- 0				

RPI 1-25				RPI 26-50				RPI 51-100				RPI 101+ Team's RPI: 300					
RPI	S	Opponent	Score	RPI	S	Opponent	Score	RPI	S	Opponent	Score	RPI	S	Opponent	Score		
								74	H	Yale	49	70	109	N	Delaware	90	87
								80	A	Seton Hall	49	91	185	A	Saint Joseph's	58	87
												256	A	LIU Brooklyn	46	57	
												262	A	Massachusetts	65	81	
												268	H	St. Francis Brooklyn	49	64	
												280	H	Lafayette	64	61	
												340	H	UMass Lowell	60	66	
												343	A	NJIT	59	52	
-----																	
LAST 12 Division I GAMES:																	
				262	A	Massachusetts	65	81	74	H	Yale	49	70				
				340	H	UMass Lowell	60	66	256	A	LIU Brooklyn	46	57				
				268	H	St. Francis Brooklyn	49	64	280	H	Lafayette	64	61				
				185	A	Saint Joseph's	58	87	80	A	Seton Hall	49	91				
				109	N	Delaware	90	87									
				343	A	NJIT	59	52									

Non-Div I Games:

Saint Peter's

Average RPI Win:	316	WON-LOST	WINNING	LAST 10	STRENGTH OF	OPP. STRENGTH	TEAM	ADJ.	CONF.	ADJ CONF.
Average RPI Loss:	139	RECORD	PCT. RANK	GAMES	SCHEDULE	OF SCHEDULE	RPI	RPI	RPI	RPI

DIV. I ONLY	1- 5	297	1- 5	24	349	249	249	27	27
DIV. I NON-CONF.	1- 5	297	1- 5	24	349	249	249	27	27
-----									
TOTALS	RPI 1-25	RPI 26-50	W-L RECORDS	RPI 51-100	RPI 101-150	RPI 150+			
1- 5	0- 0	0- 0	OVERALL	0- 1	0- 2	1- 2			
1- 3	0- 0	0- 0	HOME	0- 0	0- 2	1- 1			
0- 2	0- 0	0- 0	AWAY	0- 0	0- 0	0- 0			
0- 0	0- 0	0- 0	NEUTRAL	0- 0	0- 0	0- 0			
1- 5	0- 0	0- 0	NON-CONFERENCE	0- 1	0- 2	1- 2			
1- 3	0- 0	0- 0	HOME	0- 0	0- 2	1- 1			
0- 2	0- 0	0- 0	AWAY	0- 1	0- 0	0- 1			
0- 0	0- 0	0- 0	NEUTRAL	0- 0	0- 0	0- 0			
0- 0	0- 0	0- 0	CONFERENCE	0- 0	0- 0	0- 0			
0- 0	0- 0	0- 0	HOME	0- 0	0- 0	0- 0			
0- 0	0- 0	0- 0	AWAY	0- 0	0- 0	0- 0			
0- 0	0- 0	0- 0	NEUTRAL	0- 0	0- 0	0- 0			

RPI 1-25				RPI 26-50				RPI 51-100				RPI 101+ Team's RPI: 249			
RPI	S	Opponent	Score	RPI	S	Opponent	Score	RPI	S	Opponent	Score	RPI	S	Opponent	Score
								57	A	Arkansas	54 65	138	H	Texas St.	41 73
												148	H	Texas Southern	58 77
												174	A	Southern Miss.	38 58
												176	H	Rice	50 79
												316	H	Jackson St.	74 68
LAST 12 Division I GAMES:															
				148	H	Texas Southern	58 77	138	H	Texas St.	41 73				
				176	H	Rice	50 79	174	A	Southern Miss.	38 58				
				57	A	Arkansas	54 65	316	H	Jackson St.	74 68				

Non-Div I Games: Wiley 80 41 St. Thomas Houston 68 66

Sam Houston St.

Average RPI Win: 181

Average RPI Loss: 64

WON-LOST  
RECORDWINNING  
PCT. RANKLAST 10  
GAMESSTRENGTH OF  
SCHEDULEOPP. STRENGTH  
OF SCHEDULETEAM  
RPIADJ.  
RPICONF.  
RPIADJ CONF.  
RPIDIV. I ONLY  
DIV. I NON-CONF.4- 6  
4- 6213  
2134- 5  
4- 626  
26123  
123110  
110110  
11013  
1313  
13

TOTALS

RPI 1-25

RPI 26-50

W-L RECORDS

RPI 51-100

RPI 101-150

RPI 150+

4- 6

0- 2

1- 0

OVERALL

0- 3

1- 0

2- 1

4- 1

0- 0

1- 0

HOME

0- 1

1- 0

2- 0

0- 5

0- 0

0- 0

AWAY

0- 0

0- 0

0- 0

0- 0

0- 0

0- 0

NEUTRAL

0- 0

0- 0

0- 0

4- 6

0- 2

1- 0

NON-CONFERENCE

0- 3

1- 0

2- 1

4- 1

0- 0

1- 0

HOME

0- 1

1- 0

2- 0

0- 5

0- 2

0- 0

AWAY

0- 2

0- 0

0- 1

0- 0

0- 0

0- 0

NEUTRAL

0- 0

0- 0

0- 0

0- 0

0- 0

0- 0

CONFERENCE

0- 0

0- 0

0- 0

0- 0

0- 0

0- 0

HOME

0- 0

0- 0

0- 0

0- 0

0- 0

0- 0

AWAY

0- 0

0- 0

0- 0

0- 0

0- 0

0- 0

NEUTRAL

0- 0

0- 0

0- 0

RPI 1-25

RPI 26-50

RPI 51-100

RPI 101+

Team's RPI: 110

RPI	S	Opponent	Score
9	A	Florida St.	62 87
21	A	Iowa	59 80

RPI	S	Opponent	Score
36	H	UCF	58 51

RPI	S	Opponent	Score
57	A	Arkansas	63 84
58	A	Belmont	46 83
64	H	Colorado	60 71

RPI	S	Opponent	Score
108	H	Troy	80 73
177	A	UAB	53 77
266	H	Alabama St.	58 39
315	H	Rhode Island	67 37

LAST 12 Division I GAMES:

108	H	Troy	80 73	36	H	UCF	58 51
177	A	UAB	53 77	9	A	Florida St.	62 87
21	A	Iowa	59 80	58	A	Belmont	46 83
64	H	Colorado	60 71	266	H	Alabama St.	58 39
				315	H	Rhode Island	67 37
				57	A	Arkansas	63 84

Non-Div I Games:

AUM

59 46

Samford

Loss, 
 Non-Conf, 
 S Site, 
 H Home 
 A Away 
 N Neutral

Average RPI Win:	235	WON-LOST	WINNING	LAST 10	STRENGTH OF	OPP. STRENGTH	TEAM	ADJ.	CONF.	ADJ CONF.
Average RPI Loss:	154	RECORD	PCT. RANK	GAMES	SCHEDULE	OF SCHEDULE	RPI	RPI	RPI	RPI
DIV. I ONLY	6- 4	117	6- 4	255	144	147	147	12	12	
DIV. I NON-CONF.	6- 4	117	6- 4	255	144	147	147	12	12	
-----										
TOTALS	RPI 1-25	RPI 26-50	W-L RECORDS	RPI 51-100	RPI 101-150	RPI 150+				
6- 4	0- 1	0- 0	OVERALL	1- 0	0- 0	5- 3				
4- 0	0- 0	0- 0	HOME	1- 0	0- 0	3- 0				
1- 4	0- 1	0- 0	AWAY	0- 0	0- 0	1- 3				
1- 0	0- 0	0- 0	NEUTRAL	0- 0	0- 0	1- 0				
6- 4	0- 1	0- 0	NON-CONFERENCE	1- 0	0- 0	5- 3				
4- 0	0- 0	0- 0	HOME	1- 0	0- 0	3- 0				
1- 4	0- 1	0- 0	AWAY	0- 0	0- 0	1- 3				
1- 0	0- 0	0- 0	NEUTRAL	0- 0	0- 0	1- 0				
0- 0	0- 0	0- 0	CONFERENCE	0- 0	0- 0	0- 0				
0- 0	0- 0	0- 0	HOME	0- 0	0- 0	0- 0				
0- 0	0- 0	0- 0	AWAY	0- 0	0- 0	0- 0				
0- 0	0- 0	0- 0	NEUTRAL	0- 0	0- 0	0- 0				

RPI	S	Opponent	Score	RPI	S	Opponent	Score	RPI	S	Opponent	Score	RPI	S	Opponent	Score	Team's RPI: 147
14	A	Cal i forni a	64 89					54	H	Minnesota	72 69	168	A	Seattle U	73 80	
												181	A	Hawai i	63 64	
												236	N	Boise St.	72 52	
												250	H	Long Beach St.	74 40	
												252	A	San Diego St.	76 77	
												255	H	UTSA	78 69	
												279	A	UC Santa Barbara	71 58	
												338	H	Southern Utah	72 59	
LAST 12 Division I GAMES:																
255	H	UTSA	78 69	279	A	UC Santa Barbara	71 58	250	H	Long Beach St.	74 40	181	A	Hawai i	63 64	
54	H	Minnesota	72 69													
14	A	Cal i forni a	64 89													
168	A	Seattle U	73 80	236	N	Boise St.	72 52									
252	A	San Diego St.	76 77	338	H	Southern Utah	72 59									

Non-Div I Games: San Diego Christian 82 53

San Diego

Average RPI Win: 247

Average RPI Loss: 173

WON-LOST  
RECORDWINNING  
PCT. RANKLAST 10  
GAMESSTRENGTH OF  
SCHEDULEOPP. STRENGTH  
OF SCHEDULETEAM  
RPIADJ.  
RPICONF.  
RPIADJ CONF.  
RPIDIV. I ONLY  
DIV. I NON-CONF.5- 4  
5- 4140  
1405- 4  
5- 4266  
266298  
298252  
252252  
25220  
2020  
20

TOTALS

RPI 1-25

RPI 26-50

W-L RECORDS

RPI 51-100

RPI 101-150

RPI 150+

5- 4

0- 0

0- 0

OVERALL

0- 1

1- 1

4- 2

4- 2

0- 0

0- 0

HOME

0- 0

1- 0

3- 2

1- 0

0- 0

0- 0

AWAY

0- 0

0- 0

1- 0

0- 2

0- 0

0- 0

NEUTRAL

0- 1

0- 1

0- 0

5- 4

0- 0

0- 0

NON-CONFERENCE

0- 1

1- 1

4- 2

4- 2

0- 0

0- 0

HOME

0- 0

1- 0

3- 2

1- 0

0- 0

0- 0

AWAY

0- 0

0- 0

1- 0

0- 2

0- 0

0- 0

NEUTRAL

0- 1

0- 1

0- 0

0- 0

0- 0

0- 0

CONFERENCE

0- 0

0- 0

0- 0

0- 0

0- 0

0- 0

HOME

0- 0

0- 0

0- 0

0- 0

0- 0

0- 0

AWAY

0- 0

0- 0

0- 0

0- 0

0- 0

0- 0

NEUTRAL

0- 0

0- 0

0- 0

RPI 1-25

RPI 26-50

RPI 51-100

RPI 101+

Team's RPI: 252

RPI S Opponent Score

RPI S Opponent Score

RPI S Opponent Score

RPI S Opponent Score

77 N Central Mich. 76 85

131 N Tulane 46 80

147 H San Diego 77 76

215 H CSUN 58 55

224 H Presbyterian 77 50

234 H UC Irvine 65 67

248 H Santa Clara 34 48

317 A Arizona 78 67

333 H Cal St. Fullerton 59 58

LAST 12 Division I GAMES:

234 H UC Irvine 65 67

317 A Arizona 78 67

147 H San Diego 77 76

131 N Tulane 46 80

77 N Central Mich. 76 85

333 H Cal St. Fullerton 59 58

248 H Santa Clara 34 48

215 H CSUN 58 55

224 H Presbyterian 77 50

Non-Div I Games:

Hope Int'l

92 68

San Diego St.

Average RPI	Win:	231	WON-LOST	WINNING	LAST 10	STRENGTH OF	OPP. STRENGTH	TEAM	ADJ.	CONF.	ADJ CONF.
Average RPI	Loss:	81	RECORD	PCT. RANK	GAMES	SCHEDULE	OF SCHEDULE	RPI	RPI	RPI	RPI
DIV. I ONLY		5- 5		158	5- 5	189	90	178	178	12	12
DIV. I NON-CONF.		5- 5		158	5- 5	189	90	178	178	12	12
-----											
TOTALS	RPI 1-25		RPI 26-50		W-L RECORDS	RPI 51-100		RPI 101-150		RPI 150+	
5- 5	0- 1		0- 0		OVERALL	0- 3		0- 0		5- 1	
3- 2	0- 1		0- 0		HOME	0- 1		0- 0		3- 0	
1- 3	0- 0		0- 0		AWAY	0- 2		0- 0		1- 1	
1- 0	0- 0		0- 0		NEUTRAL	0- 0		0- 0		1- 0	
5- 5	0- 1		0- 0		NON-CONFERENCE	0- 3		0- 0		5- 1	
3- 2	0- 1		0- 0		HOME	0- 1		0- 0		3- 0	
1- 3	0- 0		0- 0		AWAY	0- 2		0- 0		1- 1	
1- 0	0- 0		0- 0		NEUTRAL	0- 0		0- 0		1- 0	
0- 0	0- 0		0- 0		CONFERENCE	0- 0		0- 0		0- 0	
0- 0	0- 0		0- 0		HOME	0- 0		0- 0		0- 0	
0- 0	0- 0		0- 0		AWAY	0- 0		0- 0		0- 0	
0- 0	0- 0		0- 0		NEUTRAL	0- 0		0- 0		0- 0	

RPI 1-25				RPI 26-50				RPI 51-100				RPI 101+ Team's RPI: 178			
RPI	S	Opponent	Score	RPI	S	Opponent	Score	RPI	S	Opponent	Score	RPI	S	Opponent	Score
25	H	Stanford	66 86					55	A	Northern Colo.	60 73	184	H	Sacramento St.	90 76
								59	A	UC Davis	55 72	203	N	Robert Morris	57 45
								60	H	Washington St.	70 74	205	A	Cal Poly	83 88
												205	H	Cal Poly	83 71
												270	H	Fresno St.	70 62
												293	A	San Jose St.	87 81
-----															
LAST 12 Division I GAMES:															
25	H	Stanford	66 86	270	H	Fresno St.	70 62	184	H	Sacramento St.	90 76	59	A	UC Davis	55 72
205	A	Cal Poly	83 88	293	A	San Jose St.	87 81								
203	N	Robert Morris	57 45												
55	A	Northern Colo.	60 73												
60	H	Washington St.	70 74												
205	H	Cal Poly	83 71												

Non-Div I Games:

San Francisco

Average RPI Win: 280		WON-LOST	WINNING	LAST 10	STRENGTH OF		OPP. STRENGTH	TEAM	ADJ.	CONF.	ADJ CONF.
Average RPI Loss: 132		RECORD	PCT. RANK	GAMES	SCHEDULE		OF SCHEDULE	RPI	RPI	RPI	RPI
DIV. I ONLY		2- 9	295	0- 1	217		197	293	293	20	20
DIV. I NON-CONF.		2- 9	295	0- 1	217		197	293	293	20	20
-----											
TOTALS		RPI 1-25	RPI 26-50		W-L RECORDS		RPI 51-100	RPI 101-150	RPI 150+		
2- 9	0- 1		0- 0		OVERALL		0- 2	0- 3	2- 3		
1- 5	0- 0		0- 0		HOME		0- 2	0- 1	1- 2		
1- 3	0- 1		0- 0		AWAY		0- 0	0- 1	1- 1		
0- 1	0- 0		0- 0		NEUTRAL		0- 0	0- 1	0- 0		
2- 9	0- 1		0- 0		NON-CONFERENCE		0- 2	0- 3	2- 3		
1- 5	0- 0		0- 0		HOME		0- 2	0- 1	1- 2		
1- 3	0- 1		0- 0		AWAY		0- 0	0- 1	1- 1		
0- 1	0- 0		0- 0		NEUTRAL		0- 0	0- 1	0- 0		
0- 0	0- 0		0- 0		CONFERENCE		0- 0	0- 0	0- 0		
0- 0	0- 0		0- 0		HOME		0- 0	0- 0	0- 0		
0- 0	0- 0		0- 0		AWAY		0- 0	0- 0	0- 0		
0- 0	0- 0		0- 0		NEUTRAL		0- 0	0- 0	0- 0		

RPI 1-25				RPI 26-50				RPI 51-100				RPI 101+ Team's RPI: 293			
RPI	S	Opponent	Score	RPI	S	Opponent	Score	RPI	S	Opponent	Score	RPI	S	Opponent	Score
20	A	UCLA	69 129					92	H	Nebraska	55 81	113	N	Hampton	73 81
								92	H	Nebraska	55 81	137	A	Oregon St.	62 110
												145	H	Portland St.	78 90
												178	H	San Francisco	81 87
												193	A	Pacific	97 106
												215	H	CSUN	59 76
												248	A	Santa Clara	71 66
												311	H	CSU Bakersfield	67 57
-----															
LAST 12 Division I GAMES:															
113	N	Hampton	73 81	92	H	Nebraska	55 81	92	H	Nebraska	55 81	137	A	Oregon St.	62 110
193	A	Pacific	97 106	92	H	Nebraska	55 81	215	H	CSUN	59 76	178	H	San Francisco	81 87
145	H	Portland St.	78 90	137	A	Oregon St.	62 110	178	H	San Francisco	81 87	248	A	Santa Clara	71 66
311	H	CSU Bakersfield	67 57	215	H	CSUN	59 76								
20	A	UCLA	69 129												

Non-Div I Games:

San Jose St.



Average RPI Win:	285	WON-LOST	WINNING	LAST 10	STRENGTH OF	OPP. STRENGTH	TEAM	ADJ.	CONF.	ADJ CONF.
Average RPI Loss:	157	RECORD	PCT. RANK	GAMES	SCHEDULE	OF SCHEDULE	RPI	RPI	RPI	RPI

DIV. I ONLY	3- 6	232	3- 6	209	248	248	248	12	12
DIV. I NON-CONF.	3- 6	232	3- 6	209	248	248	248	12	12
-----									
TOTALS	RPI 1-25	RPI 26-50	W-L RECORDS	RPI 51-100	RPI 101-150	RPI 150+			
3- 6	0- 1	0- 1	OVERALL	0- 0	0- 1	3- 3			
1- 4	0- 1	0- 1	HOME	0- 0	0- 0	1- 2			
2- 2	0- 0	0- 0	AWAY	0- 0	0- 0	2- 0			
0- 0	0- 0	0- 0	NEUTRAL	0- 0	0- 0	0- 0			
3- 6	0- 1	0- 1	NON-CONFERENCE	0- 0	0- 1	3- 3			
1- 4	0- 1	0- 1	HOME	0- 0	0- 0	1- 2			
2- 2	0- 0	0- 0	AWAY	0- 0	0- 1	2- 1			
0- 0	0- 0	0- 0	NEUTRAL	0- 0	0- 0	0- 0			
0- 0	0- 0	0- 0	CONFERENCE	0- 0	0- 0	0- 0			
0- 0	0- 0	0- 0	HOME	0- 0	0- 0	0- 0			
0- 0	0- 0	0- 0	AWAY	0- 0	0- 0	0- 0			
0- 0	0- 0	0- 0	NEUTRAL	0- 0	0- 0	0- 0			

RPI 1-25				RPI 26-50				RPI 51-100				RPI 101+ Team's RPI: 248			
RPI	S	Opponent	Score	RPI	S	Opponent	Score	RPI	S	Opponent	Score	RPI	S	Opponent	Score
14	H	Cal i forn i a	41 79	31	H	Southern Cal i forn i a	43 64					107	A	Nevada	41 52
												161	A	Northwestern	47 57
												252	A	San Diego St.	48 34
												279	H	UC Santa Barbara	68 63
												293	H	San Jose St.	66 71
												323	A	Ill. -Chi cago	45 36
												333	H	Cal St. Fullerton	69 73
LAST 12 Division I GAMES:															
107	A	Nevada	41 52	252	A	San Diego St.	48 34	14	H	Cal i forn i a	41 79	293	H	San Jose St.	66 71
279	H	UC Santa Barbara	68 63	323	A	Ill. -Chi cago	45 36	161	A	Northwestern	47 57	31	H	Southern Cal i forn i a	43 64
333	H	Cal St. Fullerton	69 73												

Non-Div I Games: Menlo 104 61

Santa Clara

Average RPI Win: 309		WON-LOST	WINNING	LAST 10	STRENGTH OF	OPP. STRENGTH	TEAM	ADJ.	CONF.	ADJ CONF.
Average RPI Loss: 145		RECORD	PCT. RANK	GAMES	SCHEDULE	OF SCHEDULE	RPI	RPI	RPI	RPI
DIV. I ONLY		1- 7	307	1- 7	213	152	285	285	32	32
DIV. I NON-CONF.		1- 7	307	1- 7	213	152	285	285	32	32
-----										
TOTALS		RPI 1-25	RPI 26-50	W-L RECORDS		RPI 51-100	RPI 101-150	RPI 150+		
1- 7	0- 1		0- 0	OVERALL		0- 0	0- 3	1- 3		
0- 0	0- 0		0- 0	HOME		0- 0	0- 0	0- 0		
1- 4	0- 1		0- 0	AWAY		0- 0	0- 2	1- 1		
0- 3	0- 0		0- 0	NEUTRAL		0- 0	0- 1	0- 2		
1- 7	0- 1		0- 0	NON-CONFERENCE		0- 0	0- 3	1- 3		
0- 0	0- 0		0- 0	HOME		0- 0	0- 0	0- 0		
1- 4	0- 1		0- 0	AWAY		0- 0	0- 2	1- 1		
0- 3	0- 0		0- 0	NEUTRAL		0- 0	0- 1	0- 2		
0- 0	0- 0		0- 0	CONFERENCE		0- 0	0- 0	0- 0		
0- 0	0- 0		0- 0	HOME		0- 0	0- 0	0- 0		
0- 0	0- 0		0- 0	AWAY		0- 0	0- 0	0- 0		
0- 0	0- 0		0- 0	NEUTRAL		0- 0	0- 0	0- 0		

RPI 1-25				RPI 26-50				RPI 51-100				RPI 101+ Team' s RPI : 285			
RPI	S	Opponent	Score	RPI	S	Opponent	Score	RPI	S	Opponent	Score	RPI	S	Opponent	Score
12	A	South Carolina	38 99									125	N	Provi dence	48 78
												137	A	Oregon St.	36 84
												139	A	Wi sconsi n	24 82
												159	N	Fl ori da	40 90
												175	N	Ri chmond	63 100
												266	A	Al abama St.	61 81
												309	A	Ga. Southern	71 67
LAST 12 Di vi si on I GAMES:															
12	A	South Carolina	38 99	159	N	Fl ori da	40 90								
137	A	Oregon St.	36 84	175	N	Ri chmond	63 100								
139	A	Wi sconsi n	24 82	125	N	Provi dence	48 78								
309	A	Ga. Southern	71 67	266	A	Al abama St.	61 81								

Non-Div I Games: LaGrange 86 44

Savannah St.

Average RPI	Win: 211	WON-LOST	WINNING	LAST 10	STRENGTH OF	OPP. STRENGTH	TEAM	ADJ.	CONF.	ADJ CONF.
Average RPI	Loss: 107	RECORD	PCT. RANK	GAMES	SCHEDULE	OF SCHEDULE	RPI	RPI	RPI	RPI
DIV. I ONLY	6- 6	158	6- 4	150	155	168	168	30	30	
DIV. I NON-CONF.	6- 6	158	6- 6	150	155	168	168	30	30	
-----										
TOTALS	RPI 1-25	RPI 26-50	W-L RECORDS	RPI 51-100	RPI 101-150	RPI 150+				
6- 6	0- 1	0- 0	OVERALL	0- 2	2- 1	4- 2				
2- 5	0- 0	0- 0	HOME	0- 2	2- 1	0- 2				
4- 1	0- 1	0- 0	AWAY	0- 0	0- 0	4- 0				
0- 0	0- 0	0- 0	NEUTRAL	0- 0	0- 0	0- 0				
6- 6	0- 1	0- 0	NON-CONFERENCE	0- 2	2- 1	4- 2				
2- 5	0- 0	0- 0	HOME	0- 2	2- 1	0- 2				
4- 1	0- 1	0- 0	AWAY	0- 0	0- 0	4- 0				
0- 0	0- 0	0- 0	NEUTRAL	0- 0	0- 0	0- 0				
0- 0	0- 0	0- 0	CONFERENCE	0- 0	0- 0	0- 0				
0- 0	0- 0	0- 0	HOME	0- 0	0- 0	0- 0				
0- 0	0- 0	0- 0	AWAY	0- 0	0- 0	0- 0				
0- 0	0- 0	0- 0	NEUTRAL	0- 0	0- 0	0- 0				

RPI 1-25				RPI 26-50				RPI 51-100				RPI 101+ Team's RPI: 168			
RPI	S	Opponent	Score	RPI	S	Opponent	Score	RPI	S	Opponent	Score	RPI	S	Opponent	Score
14	A	Cal i forni a	67 87					59	H	UC Davi s	53 79	107	H	Nevada	65 74
								88	H	Idaho St.	69 74	145	H	Portland St.	91 77
												147	H	San Di ego	80 73
												169	A	Pepperdi ne	65 62
												181	H	Hawai i	58 73
												193	H	Paci fi c	73 85
												217	A	Idaho	68 60
												279	A	UC Santa Barbara	77 71
												308	A	Montana	78 64
-----															
LAST 12 Divi s i on I GAMES:															
308	A	Montana	78 64	193	H	Paci fi c	73 85	217	A	Idaho	68 60				
107	H	Nevada	65 74	169	A	Pepperdi ne	65 62	279	A	UC Santa Barbara	77 71				
147	H	San Di ego	80 73	181	H	Hawai i	58 73	88	H	Idaho St.	69 74				
14	A	Cal i forni a	67 87												
59	H	UC Davi s	53 79												
145	H	Portland St.	91 77												

Non-Div I Games:

Seattle U

Average RPI	Win:	201	WON-LOST	WINNING	LAST 10	STRENGTH OF	OPP. STRENGTH	TEAM	ADJ.	CONF.	ADJ CONF.
Average RPI	Loss:	22	RECORD	PCT. RANK	GAMES	SCHEDULE	OF SCHEDULE	RPI	RPI	RPI	RPI
DIV. I ONLY		7- 3		77	7- 3	108	77	80	80	6	6
DIV. I NON-CONF.		7- 3		77	7- 3	108	77	80	80	6	6
-----											
TOTALS	RPI 1-25		RPI 26-50		W-L RECORDS	RPI 51-100		RPI 101-150		RPI 150+	
7- 3	0- 2		0- 1		OVERALL	1- 0		1- 0		5- 0	
5- 2	0- 1		0- 1		HOME	0- 0		1- 0		4- 0	
2- 1	0- 1		0- 0		AWAY	1- 0		0- 0		1- 0	
0- 0	0- 0		0- 0		NEUTRAL	0- 0		0- 0		0- 0	
7- 3	0- 2		0- 1		NON-CONFERENCE	1- 0		1- 0		5- 0	
5- 2	0- 1		0- 1		HOME	0- 0		1- 0		4- 0	
2- 1	0- 1		0- 0		AWAY	1- 0		0- 0		1- 0	
0- 0	0- 0		0- 0		NEUTRAL	0- 0		0- 0		0- 0	
0- 0	0- 0		0- 0		CONFERENCE	0- 0		0- 0		0- 0	
0- 0	0- 0		0- 0		HOME	0- 0		0- 0		0- 0	
0- 0	0- 0		0- 0		AWAY	0- 0		0- 0		0- 0	
0- 0	0- 0		0- 0		NEUTRAL	0- 0		0- 0		0- 0	

RPI 1-25				RPI 26-50				RPI 51-100				RPI 101+			
RPI	S	Opponent	Score	RPI	S	Opponent	Score	RPI	S	Opponent	Score	RPI	S	Opponent	Score
8	A	Rutgers	45 70	39	H	Princeton	83 85	90	A	Wake Forest	67 57	104	H	Jacksonville St.	73 54
20	H	UCLA	68 77									156	A	Boston College	73 53
												191	H	Marist	85 60
												268	H	St. Francis Brooklyn	84 50
												297	H	Rider	85 49
												300	H	Saint Peter's	91 49
-----															
LAST 12 Division I GAMES:															
8	A	Rutgers	45 70	20	H	UCLA	68 77	156	A	Boston College	73 53	90	A	Wake Forest	67 57
268	H	St. Francis Brooklyn	84 50	39	H	Princeton	83 85	300	H	Saint Peter's	91 49				
191	H	Marist	85 60												
104	H	Jacksonville St.	73 54												
297	H	Rider	85 49												

Non-Div I Games:

Seton Hall

S  
i  
e  
n  
a

Siena				Through Games Of Dec. 17, 2017							
Average RPI	Win:	208	WON-LOST	WINNING	LAST 10	STRENGTH OF	OPP. STRENGTH	TEAM	ADJ.	CONF.	ADJ CONF.
Average RPI	Loss:	58	RECORD	PCT. RANK	GAMES	SCHEDULE	OF SCHEDULE	RPI	RPI	RPI	RPI
DIV. I ONLY			5- 5	158	5- 5	65	111	97	97	22	22
DIV. I NON-CONF.			5- 5	158	5- 5	65	111	97	97	22	22
-----											
TOTALS		RPI 1-25		RPI 26-50		W-L RECORDS		RPI 51-100	RPI 101-150		RPI 150+
5- 5		0- 1		0- 1		OVERALL		0- 2	0- 1		5- 0
3- 2		0- 0		0- 1		HOME		0- 1	0- 0		3- 0
2- 3		0- 1		0- 0		AWAY		0- 1	0- 1		2- 0
0- 0		0- 0		0- 0		NEUTRAL		0- 0	0- 0		0- 0
5- 5		0- 1		0- 1		NON-CONFERENCE		0- 2	0- 1		5- 0
3- 2		0- 0		0- 1		HOME		0- 1	0- 0		3- 0
2- 3		0- 1		0- 0		AWAY		0- 1	0- 1		2- 0
0- 0		0- 0		0- 0		NEUTRAL		0- 0	0- 0		0- 0
0- 0		0- 0		0- 0		CONFERENCE		0- 0	0- 0		0- 0
0- 0		0- 0		0- 0		HOME		0- 0	0- 0		0- 0
0- 0		0- 0		0- 0		AWAY		0- 0	0- 0		0- 0
0- 0		0- 0		0- 0		NEUTRAL		0- 0	0- 0		0- 0

S  
i  
e  
n  
a

RPI 1-25				RPI 26-50				RPI 51-100 Team's RPI: 97				RPI 101+			
RPI	S	Opponent	Score	RPI	S	Opponent	Score	RPI	S	Opponent	Score	RPI	S	Opponent	Score
8	A	Rutgers	47 59	29	H	FGCU	50 63	65	A	Penn St.	72 86	114	A	Harvard	67 75
								73	H	Albany (NY)	63 78	152	A	Colgate	73 70
												199	H	St. Bonaventure	70 62
												206	H	Sacred Heart	62 57
												223	A	Hofstra	70 60
												261	H	Howard	72 61
-----															
LAST 12 Division I GAMES:															
152	A	Colgate	73 70	206	H	Sacred Heart	62 57	73	H	Albany (NY)	63 78	223	A	Hofstra	70 60
261	H	Howard	72 61	73	H	Albany (NY)	63 78	8	A	Rutgers	47 59				
29	H	FGCU	50 63												
114	A	Harvard	67 75												
199	H	St. Bonaventure	70 62												
65	A	Penn St.	72 86												

Non-Div I Games:

Siena

Average RPI	Win:	191	WON-LOST	WINNING	LAST 10	STRENGTH OF	OPP. STRENGTH	TEAM	ADJ.	CONF.	ADJ CONF.
Average RPI	Loss:	61	RECORD	PCT. RANK	GAMES	SCHEDULE	OF SCHEDULE	RPI	RPI	RPI	RPI
DIV. I ONLY		6- 3		89	6- 3	192	37	83	83	21	21
DIV. I NON-CONF.		6- 3		89	6- 3	192	37	83	83	21	21
-----											
TOTALS	RPI 1-25		RPI 26-50		W-L RECORDS	RPI 51-100		RPI 101-150		RPI 150+	
6- 3	0- 0		0- 2		OVERALL	1- 0		1- 1		4- 0	
3- 1	0- 0		0- 0		HOME	0- 0		1- 1		2- 0	
3- 2	0- 0		0- 2		AWAY	1- 0		0- 0		2- 0	
0- 0	0- 0		0- 0		NEUTRAL	0- 0		0- 0		0- 0	
6- 3	0- 0		0- 2		NON-CONFERENCE	1- 0		1- 1		4- 0	
3- 1	0- 0		0- 0		HOME	0- 0		1- 1		2- 0	
3- 2	0- 0		0- 2		AWAY	1- 0		0- 0		2- 0	
0- 0	0- 0		0- 0		NEUTRAL	0- 0		0- 0		0- 0	
0- 0	0- 0		0- 0		CONFERENCE	0- 0		0- 0		0- 0	
0- 0	0- 0		0- 0		HOME	0- 0		0- 0		0- 0	
0- 0	0- 0		0- 0		AWAY	0- 0		0- 0		0- 0	
0- 0	0- 0		0- 0		NEUTRAL	0- 0		0- 0		0- 0	

RPI 1-25				RPI 26-50				RPI 51-100				RPI 101+			
RPI	S	Opponent	Score	RPI	S	Opponent	Score	RPI	S	Opponent	Score	RPI	S	Opponent	Score
				32	A	NC State	50 71	71	A	North Carolina	85 84	102	H	Jacksonville	58 60
				50	A	Ole Miss	59 66					123	H	Central Ark.	64 43
												174	A	Southern Miss.	78 57
												239	H	New Orleans	67 45
												266	A	Alabama St.	59 47
												272	H	Southern U.	69 65
-----															
LAST 12 Division I GAMES:															
				239	H	New Orleans	67 45	123	H	Central Ark.	64 43				
				71	A	North Carolina	85 84	272	H	Southern U.	69 65				
				32	A	NC State	50 71	50	A	Ole Miss	59 66				
								102	H	Jacksonville	58 60				
								174	A	Southern Miss.	78 57				
								266	A	Alabama St.	59 47				

Non-Div I Games: Ga. Southwestern 73 42

South Ala.

Average RPI Win:	155	WON-LOST	WINNING	LAST 10	STRENGTH OF	OPP. STRENGTH	TEAM	ADJ.	CONF.	ADJ CONF.
Average RPI Loss:	2	RECORD	PCT. RANK	GAMES	SCHEDULE	OF SCHEDULE	RPI	RPI	RPI	RPI
DIV. I ONLY	10- 1	10	9- 1	50	47	12	12	1	1	
DIV. I NON-CONF.	10- 1	10	10- 1	50	47	12	12	1	1	
-----										
TOTALS	RPI 1-25	RPI 26-50	W-L RECORDS	RPI 51-100	RPI 101-150	RPI 150+				
10- 1	2- 1	1- 0	OVERALL	2- 0	0- 0	5- 0				
6- 0	0- 0	0- 0	HOME	1- 0	0- 0	5- 0				
2- 0	0- 0	1- 0	AWAY	1- 0	0- 0	0- 0				
2- 1	2- 1	0- 0	NEUTRAL	0- 0	0- 0	0- 0				
10- 1	2- 1	1- 0	NON-CONFERENCE	2- 0	0- 0	5- 0				
6- 0	0- 0	0- 0	HOME	1- 0	0- 0	5- 0				
2- 0	0- 0	1- 0	AWAY	1- 0	0- 0	0- 0				
2- 1	2- 1	0- 0	NEUTRAL	0- 0	0- 0	0- 0				
0- 0	0- 0	0- 0	CONFERENCE	0- 0	0- 0	0- 0				
0- 0	0- 0	0- 0	HOME	0- 0	0- 0	0- 0				
0- 0	0- 0	0- 0	AWAY	0- 0	0- 0	0- 0				
0- 0	0- 0	0- 0	NEUTRAL	0- 0	0- 0	0- 0				

RPI	S	Opponent	Score	RPI	S	Opponent	Score	RPI	S	Opponent	Score	RPI	S	Opponent	Score
2	N	Notre Dame	85 92	42	A	Maryland	94 86	56	H	Duke	72 52	198	H	Col. of Charleston	69 43
8	N	Rutgers	78 68					95	A	Clemson	66 36	243	H	Wofford	94 60
23	N	St. John's (NY)	76 58									266	H	Alabama St.	99 31
												285	H	Savannah St.	99 38
												335	H	Western Caro.	101 43
-----															
LAST 12 Division I GAMES:															
285	H	Savannah St.	99 38	335	H	Western Caro.	101 43	2	N	Notre Dame	85 92				
198	H	Col. of Charleston	69 43					23	N	St. John's (NY)	76 58				
56	H	Duke	72 52					8	N	Rutgers	78 68				
42	A	Maryland	94 86					243	H	Wofford	94 60				
266	H	Alabama St.	99 31					95	A	Clemson	66 36				

Non-Div I Games:

South Carolina

Average RPI Win:	332	WON-LOST	WINNING	LAST 10	STRENGTH OF	OPP. STRENGTH	TEAM	ADJ.	CONF.	ADJ CONF.
Average RPI Loss:	185	RECORD	PCT. RANK	GAMES	SCHEDULE	OF SCHEDULE	RPI	RPI	RPI	RPI

DIV. I ONLY	3- 4	206	3- 4	345	289	305	305	32	32
DIV. I NON-CONF.	3- 4	206	3- 4	345	289	305	305	32	32
-----									
TOTALS	RPI 1-25	RPI 26-50	W-L RECORDS	RPI 51-100	RPI 101-150	RPI 150+			
3- 4	0- 0	0- 1	OVERALL	0- 1	0- 0	3- 2			
1- 1	0- 0	0- 0	HOME	0- 0	0- 0	1- 1			
2- 3	0- 0	0- 0	AWAY	0- 0	0- 0	2- 0			
0- 0	0- 0	0- 0	NEUTRAL	0- 0	0- 0	0- 0			
3- 4	0- 0	0- 1	NON-CONFERENCE	0- 1	0- 0	3- 2			
1- 1	0- 0	0- 0	HOME	0- 0	0- 0	1- 1			
2- 3	0- 0	0- 1	AWAY	0- 1	0- 0	2- 1			
0- 0	0- 0	0- 0	NEUTRAL	0- 0	0- 0	0- 0			
0- 0	0- 0	0- 0	CONFERENCE	0- 0	0- 0	0- 0			
0- 0	0- 0	0- 0	HOME	0- 0	0- 0	0- 0			
0- 0	0- 0	0- 0	AWAY	0- 0	0- 0	0- 0			
0- 0	0- 0	0- 0	NEUTRAL	0- 0	0- 0	0- 0			

RPI 1-25				RPI 26-50				RPI 51-100				RPI 101+ Team's RPI: 305			
RPI	S	Opponent	Score	RPI	S	Opponent	Score	RPI	S	Opponent	Score	RPI	S	Opponent	Score
				33	A	Georgi a Tech	40 86	95	A	Cl emson	48 56	304	A	USC Upstate	44 63
												309	H	Ga. Southern	58 61
												314	A	Wi nthrop	65 37
												335	H	Western Caro.	75 45
												347	A	Charleston So.	60 58
LAST 12 Division I GAMES:															
				335	H	Western Caro.	75 45	314	A	Wi nthrop	65 37				
				347	A	Charleston So.	60 58	95	A	Cl emson	48 56				
				304	A	USC Upstate	44 63	33	A	Georgi a Tech	40 86				
				309	H	Ga. Southern	58 61								

Non-Div I Games: Columbia Int'l 82 38

South Carolina St.



Average RPI Win:	229	WON-LOST	WINNING	LAST 10	STRENGTH OF	OPP. STRENGTH	TEAM	ADJ.	CONF.	ADJ CONF.
Average RPI Loss:	151	RECORD	PCT. RANK	GAMES	SCHEDULE	OF SCHEDULE	RPI	RPI	RPI	RPI
DIV. I ONLY	5- 5	158	5- 4	214	236	189	189	14	14	
DIV. I NON-CONF.	5- 5	158	5- 5	214	236	189	189	14	14	
-----										
TOTALS	RPI 1-25	RPI 26-50	W-L RECORDS	RPI 51-100	RPI 101-150	RPI 150+				
5- 5	0- 1	0- 0	OVERALL	1- 1	0- 0	4- 3				
2- 1	0- 0	0- 0	HOME	1- 0	0- 0	1- 1				
2- 2	0- 0	0- 0	AWAY	0- 0	0- 0	2- 2				
1- 2	0- 1	0- 0	NEUTRAL	0- 1	0- 0	1- 0				
5- 5	0- 1	0- 0	NON-CONFERENCE	1- 1	0- 0	4- 3				
2- 1	0- 0	0- 0	HOME	1- 0	0- 0	1- 1				
2- 2	0- 0	0- 0	AWAY	0- 0	0- 0	2- 2				
1- 2	0- 1	0- 0	NEUTRAL	0- 1	0- 0	1- 0				
0- 0	0- 0	0- 0	CONFERENCE	0- 0	0- 0	0- 0				
0- 0	0- 0	0- 0	HOME	0- 0	0- 0	0- 0				
0- 0	0- 0	0- 0	AWAY	0- 0	0- 0	0- 0				
0- 0	0- 0	0- 0	NEUTRAL	0- 0	0- 0	0- 0				

RPI 1-25				RPI 26-50				RPI 51-100				RPI 101+				Team's RPI: 189
RPI	S	Opponent	Score	RPI	S	Opponent	Score	RPI	S	Opponent	Score	RPI	S	Opponent	Score	
18	N	Tennessee	49 <b>69</b>					51	H	Creighton	73 68	196	H	Tulsa	61 <b>64</b>	
								61	N	Oklahoma St.	68 <b>76</b>	228	A	Wichita St.	62 48	
												232	A	SFA	55 <b>77</b>	
												247	A	Iowa St.	76 <b>81</b>	
												263	A	Incarnate Word	81 51	
												294	N	Indiana St.	71 59	
												311	H	CSU Bakersfield	66 50	
-----																
LAST 12 Division I GAMES:																
232	A	SFA	55 <b>77</b>	196	H	Tulsa	61 <b>64</b>	311	H	CSU Bakersfield	66 50	263	A	Incarnate Word	81 51	
18	N	Tennessee	49 <b>69</b>	61	N	Oklahoma St.	68 <b>76</b>	247	A	Iowa St.	76 <b>81</b>					
294	N	Indiana St.	71 59													
61	N	Oklahoma St.	68 <b>76</b>													
228	A	Wichita St.	62 48													
51	H	Creighton	73 68													

Non-Div I Games: Bellevue 89 32

South Dakota

Average RPI Win:	132	WON-LOST	WINNING	LAST 10	STRENGTH OF	OPP. STRENGTH	TEAM	ADJ.	CONF.	ADJ CONF.
Average RPI Loss:	20	RECORD	PCT. RANK	GAMES	SCHEDULE	OF SCHEDULE	RPI	RPI	RPI	RPI
DIV. I ONLY	9- 3	61	7- 3	59	4	28	28	14	14	
DIV. I NON-CONF.	9- 3	61	9- 3	59	4	28	28	14	14	
-----										
TOTALS	RPI 1-25	RPI 26-50	W-L RECORDS	RPI 51-100	RPI 101-150	RPI 150+				
9- 3	0- 2	2- 0	OVERALL	2- 1	2- 0	3- 0				
5- 1	0- 1	1- 0	HOME	2- 0	1- 0	1- 0				
2- 2	0- 1	0- 0	AWAY	0- 1	1- 0	1- 0				
2- 0	0- 0	1- 0	NEUTRAL	0- 0	0- 0	1- 0				
9- 3	0- 2	2- 0	NON-CONFERENCE	2- 1	2- 0	3- 0				
5- 1	0- 1	1- 0	HOME	2- 0	1- 0	1- 0				
2- 2	0- 1	0- 0	AWAY	0- 1	1- 0	1- 0				
2- 0	0- 0	1- 0	NEUTRAL	0- 0	0- 0	1- 0				
0- 0	0- 0	0- 0	CONFERENCE	0- 0	0- 0	0- 0				
0- 0	0- 0	0- 0	HOME	0- 0	0- 0	0- 0				
0- 0	0- 0	0- 0	AWAY	0- 0	0- 0	0- 0				
0- 0	0- 0	0- 0	NEUTRAL	0- 0	0- 0	0- 0				

RPI 1-25				RPI 26-50				RPI 51-100				RPI 101+			
RPI	S	Opponent	Score	RPI	S	Opponent	Score	RPI	S	Opponent	Score	RPI	S	Opponent	Score
4	A	Green Bay	41 55	32	N	NC State	75 67	51	A	Creighton	65 72	111	A	George Washington	97 88
6	H	Louisville	64 68	47	H	Oklahoma	67 61	81	H	North Dakota	66 52	150	H	UNI	57 47
								95	H	Bowling Green	76 44	160	N	Charlotte	71 70
												172	A	Drake	85 78
												343	H	NJIT	92 48
-----															
LAST 12 Division I GAMES:															
150	H	UNI	57 47	172	A	Drake	85 78	51	A	Creighton	65 72				
160	N	Charlotte	71 70					95	H	Bowling Green	76 44				
32	N	NC State	75 67					47	H	Oklahoma	67 61				
4	A	Green Bay	41 55					6	H	Louisville	64 68				
81	H	North Dakota	66 52												
111	A	George Washington	97 88					343	H	NJIT	92 48				

Non-Div I Games:

South Dakota St.

Average RPI Win:	139	WON-LOST	WINNING	LAST 10	STRENGTH OF	OPP. STRENGTH	TEAM	ADJ.	CONF.	ADJ CONF.
Average RPI Loss:	25	RECORD	PCT. RANK	GAMES	SCHEDULE	OF SCHEDULE	RPI	RPI	RPI	RPI

DIV. I ONLY	9- 2	35	8- 2	211	1	40	40	7	7
DIV. I NON-CONF.	9- 2	35	9- 2	211	1	40	40	7	7
TOTALS	RPI 1-25	RPI 26-50	W-L RECORDS	RPI 51-100	RPI 101-150	RPI 150+			
9- 2	1- 1	1- 1	OVERALL	2- 0	2- 0	3- 0			
5- 0	0- 0	1- 0	HOME	1- 0	1- 0	2- 0			
2- 1	0- 0	0- 1	AWAY	0- 0	1- 0	1- 0			
2- 1	1- 1	0- 0	NEUTRAL	1- 0	0- 0	0- 0			
9- 2	1- 1	1- 1	NON-CONFERENCE	2- 0	2- 0	3- 0			
5- 0	0- 0	1- 0	HOME	1- 0	1- 0	2- 0			
2- 1	0- 0	0- 1	AWAY	0- 0	1- 0	1- 0			
2- 1	1- 1	0- 0	NEUTRAL	1- 0	0- 0	0- 0			
0- 0	0- 0	0- 0	CONFERENCE	0- 0	0- 0	0- 0			
0- 0	0- 0	0- 0	HOME	0- 0	0- 0	0- 0			
0- 0	0- 0	0- 0	AWAY	0- 0	0- 0	0- 0			
0- 0	0- 0	0- 0	NEUTRAL	0- 0	0- 0	0- 0			

RPI 1-25	RPI 26-50	Team's RPI: 40	RPI 51-100	RPI 101+
RPI S Opponent Score	RPI S Opponent Score		RPI S Opponent Score	RPI S Opponent Score
2 N Notre Dame 66 76	43 H Butler 71 55		60 N Washington St. 82 45	105 H Arkansas St. 98 55
23 N St. John's (NY) 68 59	47 A Oklahoma 74 79		68 H LSU 61 55	111 A George Washington 83 78
				240 H Houston Baptist 90 43
				272 H Southern U. 108 48
				331 A FIU 82 52
LAST 12 Division I GAMES:				
2 N Notre Dame 66 76	331 A FIU 82 52		272 H Southern U. 108 48	
60 N Washington St. 82 45	47 A Oklahoma 74 79		111 A George Washington 83 78	
43 H Butler 71 55	23 N St. John's (NY) 68 59			
105 H Arkansas St. 98 55				
240 H Houston Baptist 90 43				
68 H LSU 61 55				

Non-Div I Games:

South Fla.

Average RPI Win:	160	WON-LOST	WINNING	LAST 10	STRENGTH OF	OPP. STRENGTH	TEAM	ADJ.	CONF.	ADJ CONF.
Average RPI Loss:	111	RECORD	PCT. RANK	GAMES	SCHEDULE	OF SCHEDULE	RPI	RPI	RPI	RPI

DIV. I ONLY	2- 7	273	2- 6	5	265	115	115	25	25
DIV. I NON-CONF.	2- 7	273	2- 7	5	265	115	115	25	25
-----									
TOTALS	RPI 1-25	RPI 26-50	W-L RECORDS	RPI 51-100	RPI 101-150	RPI 150+			
2- 7	0- 1	0- 1	OVERALL	0- 1	1- 2	1- 2			
1- 1	0- 0	0- 0	HOME	0- 0	1- 0	0- 1			
0- 6	0- 0	0- 0	AWAY	0- 0	0- 1	0- 0			
1- 0	0- 0	0- 0	NEUTRAL	0- 0	0- 0	1- 0			
2- 7	0- 1	0- 1	NON-CONFERENCE	0- 1	1- 2	1- 2			
1- 1	0- 0	0- 0	HOME	0- 0	1- 0	0- 1			
0- 6	0- 1	0- 1	AWAY	0- 1	0- 2	0- 1			
1- 0	0- 0	0- 0	NEUTRAL	0- 0	0- 0	1- 0			
0- 0	0- 0	0- 0	CONFERENCE	0- 0	0- 0	0- 0			
0- 0	0- 0	0- 0	HOME	0- 0	0- 0	0- 0			
0- 0	0- 0	0- 0	AWAY	0- 0	0- 0	0- 0			
0- 0	0- 0	0- 0	NEUTRAL	0- 0	0- 0	0- 0			

RPI 1-25				RPI 26-50				RPI 51-100				RPI 101+ Team's RPI: 115			
RPI	S	Opponent	Score	RPI	S	Opponent	Score	RPI	S	Opponent	Score	RPI	S	Opponent	Score
6	A	Louisville	40 80	41	A	Ball St.	56 69	53	A	Kansas	50 51	103	H	Bradley	57 53
												106	A	George Mason	38 57
												135	A	Western Ill.	59 87
												201	H	Southern Ill.	74 79
												216	N	Saint Francis (PA)	82 50
												233	A	Cincinnati	52 65
-----															
LAST 12 Division I GAMES:															
106	A	George Mason	38 57	53	A	Kansas	50 51	103	H	Bradley	57 53	201	H	Southern Ill.	74 79
216	N	Saint Francis (PA)	82 50	41	A	Ball St.	56 69	135	A	Western Ill.	59 87				
6	A	Louisville	40 80					233	A	Cincinnati	52 65				

Non-Div I Games: Evangel 72 60 Missouri Valley 69 34

Average RPI Win:	341	WON-LOST	WINNING	LAST 10	STRENGTH OF	OPP. STRENGTH	TEAM	ADJ.	CONF.	ADJ CONF.
Average RPI Loss:	200	RECORD	PCT. RANK	GAMES	SCHEDULE	OF SCHEDULE	RPI	RPI	RPI	RPI
DIV. I ONLY	1- 8	314	1- 8	240	341	310	310	27	27	
DIV. I NON-CONF.	1- 8	314	1- 8	240	341	310	310	27	27	
-----										
TOTALS	RPI 1-25	RPI 26-50	W-L RECORDS	RPI 51-100	RPI 101-150	RPI 150+				
1- 8	0- 0	0- 0	OVERALL	0- 2	0- 0	1- 6				
0- 2	0- 0	0- 0	HOME	0- 0	0- 0	0- 2				
1- 5	0- 0	0- 0	AWAY	0- 2	0- 0	1- 3				
0- 1	0- 0	0- 0	NEUTRAL	0- 0	0- 0	0- 1				
1- 8	0- 0	0- 0	NON-CONFERENCE	0- 2	0- 0	1- 6				
0- 2	0- 0	0- 0	HOME	0- 0	0- 0	0- 2				
1- 5	0- 0	0- 0	AWAY	0- 2	0- 0	1- 3				
0- 1	0- 0	0- 0	NEUTRAL	0- 0	0- 0	0- 1				
0- 0	0- 0	0- 0	CONFERENCE	0- 0	0- 0	0- 0				
0- 0	0- 0	0- 0	HOME	0- 0	0- 0	0- 0				
0- 0	0- 0	0- 0	AWAY	0- 0	0- 0	0- 0				
0- 0	0- 0	0- 0	NEUTRAL	0- 0	0- 0	0- 0				

RPI 1-25				RPI 26-50				RPI 51-100				RPI 101+				Team's RPI : 310	
RPI	S	Opponent	Score	RPI	S	Opponent	Score	RPI	S	Opponent	Score	RPI	S	Opponent	Score		
								68	A	LSU	56	84	187	H	Louisiana	56	68
								70	A	TCU	62	112	213	N	Kent St.	60	81
													233	A	Cincinnati	43	82
													245	A	Grambling	52	61
													257	A	Akron	54	66
													325	H	Alcorn	77	84
													341	A	Bethune-Cookman	60	58
LAST 12 Division I GAMES:																	
				187	H	Louisiana	56	68	341	A	Bethune-Cookman	60	58				
				70	A	TCU	62	112	213	N	Kent St.	60	81				
				245	A	Grambling	52	61	257	A	Akron	54	66				
									233	A	Cincinnati	43	82				
									68	A	LSU	56	84				
									325	H	Alcorn	77	84				

Non-Div I Games:

Southeastern La.

Average RPI	Win:	179	WON-LOST	WINNING	LAST 10	STRENGTH OF	OPP. STRENGTH	TEAM	ADJ.	CONF.	ADJ CONF.
Average RPI	Loss:	22	RECORD	PCT. RANK	GAMES	SCHEDULE	OF SCHEDULE	RPI	RPI	RPI	RPI
DIV. I ONLY		8- 1		22	8- 1	132	64	31	31	4	4
DIV. I NON-CONF.		8- 1		22	8- 1	132	64	31	31	4	4
-----											
TOTALS	RPI 1-25		RPI 26-50		W-L RECORDS	RPI 51-100		RPI 101-150		RPI 150+	
8- 1	0- 1		0- 0		OVERALL	1- 0		1- 0		6- 0	
2- 1	0- 1		0- 0		HOME	0- 0		1- 0		1- 0	
4- 0	0- 0		0- 0		AWAY	0- 0		0- 0		4- 0	
2- 0	0- 0		0- 0		NEUTRAL	1- 0		0- 0		1- 0	
8- 1	0- 1		0- 0		NON-CONFERENCE	1- 0		1- 0		6- 0	
2- 1	0- 1		0- 0		HOME	0- 0		1- 0		1- 0	
4- 0	0- 0		0- 0		AWAY	0- 0		0- 0		4- 0	
2- 0	0- 0		0- 0		NEUTRAL	1- 0		0- 0		1- 0	
0- 0	0- 0		0- 0		CONFERENCE	0- 0		0- 0		0- 0	
0- 0	0- 0		0- 0		HOME	0- 0		0- 0		0- 0	
0- 0	0- 0		0- 0		AWAY	0- 0		0- 0		0- 0	
0- 0	0- 0		0- 0		NEUTRAL	0- 0		0- 0		0- 0	

RPI 1-25				RPI 26-50				Team's RPI: 31				RPI 51-100				RPI 101+			
RPI	S	Opponent	Score	RPI	S	Opponent	Score					RPI	S	Opponent	Score	RPI	S	Opponent	Score
22	H	Texas A&M	74 75									67	N	Purdue	58 46	124	H	Montana St.	98 47
																151	A	Loyola Marymount	80 70
																181	A	Hawai i	71 60
																191	N	Marist	78 57
																221	A	UC Ri versi de	64 46
																248	A	Santa Clara	64 43
																250	H	Long Beach St.	75 60
LAST 12 Division I GAMES:																			
22	H	Texas A&M	74 75	248	A	Santa Clara	64 43					221	A	UC Ri versi de	64 46				
151	A	Loyola Marymount	80 70									124	H	Montana St.	98 47				
181	A	Hawai i	71 60																
191	N	Marist	78 57																
67	N	Purdue	58 46																
250	H	Long Beach St.	75 60																

Non-Div I Games:

Southern Cal i forni a

Average RPI	Win: 231	WON-LOST	WINNING	LAST 10	STRENGTH OF	OPP. STRENGTH	TEAM	ADJ.	CONF.	ADJ CONF.
Average RPI	Loss: 165	RECORD	PCT. RANK	GAMES	SCHEDULE	OF SCHEDULE	RPI	RPI	RPI	RPI
DIV. I ONLY	4- 4	158	4- 4	258	203	201	201	26	26	
DIV. I NON-CONF.	4- 4	158	4- 4	258	203	201	201	26	26	
-----										
TOTALS	RPI 1-25	RPI 26-50	W-L RECORDS	RPI 51-100	RPI 101-150	RPI 150+				
4- 4	0- 0	0- 1	OVERALL	0- 0	1- 0	3- 3				
1- 2	0- 0	0- 1	HOME	0- 0	0- 0	1- 1				
3- 2	0- 0	0- 0	AWAY	0- 0	1- 0	2- 0				
0- 0	0- 0	0- 0	NEUTRAL	0- 0	0- 0	0- 0				
4- 4	0- 0	0- 1	NON-CONFERENCE	0- 0	1- 0	3- 3				
1- 2	0- 0	0- 1	HOME	0- 0	0- 0	1- 1				
3- 2	0- 0	0- 0	AWAY	0- 0	1- 0	2- 2				
0- 0	0- 0	0- 0	NEUTRAL	0- 0	0- 0	0- 0				
0- 0	0- 0	0- 0	CONFERENCE	0- 0	0- 0	0- 0				
0- 0	0- 0	0- 0	HOME	0- 0	0- 0	0- 0				
0- 0	0- 0	0- 0	AWAY	0- 0	0- 0	0- 0				
0- 0	0- 0	0- 0	NEUTRAL	0- 0	0- 0	0- 0				

RPI 1-25				RPI 26-50				RPI 51-100				RPI 101+				Team's RPI: 201
RPI	S	Opponent	Score	RPI	S	Opponent	Score	RPI	S	Opponent	Score	RPI	S	Opponent	Score	
				34	H	Western Ky.	49 75					115	A	Southeast Mo. St.	79 74	
												177	A	UAB	66 76	
												219	H	SIUE	53 57	
												229	A	Morehead St.	81 85	
												238	A	Memphis	68 56	
												259	H	UT Martin	84 72	
												313	A	Marshall	64 59	
LAST 12 Division I GAMES:																
219	H	SIUE	53 57	34	H	Western Ky.	49 75	313	A	Marshall	64 59	229	A	Morehead St.	81 85	
115	A	Southeast Mo. St.	79 74													
238	A	Memphis	68 56													
177	A	UAB	66 76													
259	H	UT Martin	84 72													

Non-Div I Games: Martin Methodist 60 50

Southern III.

Average RPI Win:	250	WON-LOST	WINNING	LAST 10	STRENGTH OF	OPP. STRENGTH	TEAM	ADJ.	CONF.	ADJ CONF.
Average RPI Loss:	45	RECORD	PCT. RANK	GAMES	SCHEDULE	OF SCHEDULE	RPI	RPI	RPI	RPI
DIV. I ONLY	6- 3	89	6- 3	286	71	174	174	17	17	
DIV. I NON-CONF.	6- 3	89	6- 3	286	71	174	174	17	17	
<hr/>										
TOTALS	RPI 1-25	RPI 26-50	W-L RECORDS	RPI 51-100	RPI 101-150	RPI 150+				
6- 3	0- 1	0- 1	OVERALL	0- 1	1- 0	5- 0				
5- 1	0- 0	0- 0	HOME	0- 1	1- 0	4- 0				
1- 2	0- 1	0- 1	AWAY	0- 0	0- 0	1- 0				
0- 0	0- 0	0- 0	NEUTRAL	0- 0	0- 0	0- 0				
6- 3	0- 1	0- 1	NON-CONFERENCE	0- 1	1- 0	5- 0				
5- 1	0- 0	0- 0	HOME	0- 1	1- 0	4- 0				
1- 2	0- 1	0- 1	AWAY	0- 0	0- 0	1- 0				
0- 0	0- 0	0- 0	NEUTRAL	0- 0	0- 0	0- 0				
0- 0	0- 0	0- 0	CONFERENCE	0- 0	0- 0	0- 0				
0- 0	0- 0	0- 0	HOME	0- 0	0- 0	0- 0				
0- 0	0- 0	0- 0	AWAY	0- 0	0- 0	0- 0				
0- 0	0- 0	0- 0	NEUTRAL	0- 0	0- 0	0- 0				

RPI 1-25				RPI 26-50				RPI 51-100				RPI 101+				Team's RPI: 174
RPI	S	Opponent	Score	RPI	S	Opponent	Score	RPI	S	Opponent	Score	RPI	S	Opponent	Score	
3	A	Mississippi St.	56 91	50	A	Ole Miss	59 68	83	H	South Ala.	57 78	131	H	Tulane	66 58	
												204	A	Northwestern St.	71 59	
												249	H	Sam Houston St.	58 38	
												266	H	Alabama St.	72 35	
												324	H	Mississippi Val.	84 69	
												325	H	Alcorn	72 67	
<hr/>																
LAST 12 Division I GAMES:																
249	H	Sam Houston St.	58 38	50	A	Ole Miss	59 68	83	H	South Ala.	57 78	204	A	Northwestern St.	71 59	
324	H	Mississippi Val.	84 69					266	H	Alabama St.	72 35	325	H	Alcorn	72 67	
131	H	Tulane	66 58					3	A	Mississippi St.	56 91					

Non-Div I Games: William Carey 82 44

Southern Miss.



Average RPI Win:	0	WON-LOST	WINNING	LAST 10	STRENGTH OF	OPP. STRENGTH	TEAM	ADJ.	CONF.	ADJ CONF.
Average RPI Loss:	125	RECORD	PCT. RANK	GAMES	SCHEDULE	OF SCHEDULE	RPI	RPI	RPI	RPI
DIV. I ONLY	0- 7	331	0- 7	38	285	272	272	31	31	
DIV. I NON-CONF.	0- 7	331	0- 7	38	285	272	272	31	31	
-----										
TOTALS	RPI 1-25	RPI 26-50	W-L RECORDS	RPI 51-100	RPI 101-150	RPI 150+				
0- 7	0- 0	0- 1	OVERALL	0- 3	0- 2	0- 1				
0- 0	0- 0	0- 0	HOME	0- 0	0- 0	0- 0				
0- 7	0- 0	0- 1	AWAY	0- 3	0- 2	0- 1				
0- 0	0- 0	0- 0	NEUTRAL	0- 0	0- 0	0- 0				
0- 7	0- 0	0- 1	NON-CONFERENCE	0- 3	0- 2	0- 1				
0- 0	0- 0	0- 0	HOME	0- 0	0- 0	0- 0				
0- 7	0- 0	0- 1	AWAY	0- 3	0- 2	0- 1				
0- 0	0- 0	0- 0	NEUTRAL	0- 0	0- 0	0- 0				
0- 0	0- 0	0- 0	CONFERENCE	0- 0	0- 0	0- 0				
0- 0	0- 0	0- 0	HOME	0- 0	0- 0	0- 0				
0- 0	0- 0	0- 0	AWAY	0- 0	0- 0	0- 0				
0- 0	0- 0	0- 0	NEUTRAL	0- 0	0- 0	0- 0				

RPI 1-25				RPI 26-50				RPI 51-100				RPI 101+				Team's RPI: 272
RPI	S	Opponent	Score	RPI	S	Opponent	Score	RPI	S	Opponent	Score	RPI	S	Opponent	Score	
				40	A	South Fla.	48 108	61	A	Oklahoma St.	66 94	127	A	Auburn	47 65	
								83	A	South Ala.	65 69	139	A	Wisconsin	74 77	
								84	A	Indiana	49 64	341	A	Bethune-Cookman	56 68	
LAST 12 Division I GAMES:																
				40	A	South Fla.	48 108	61	A	Oklahoma St.	66 94					
				341	A	Bethune-Cookman	56 68	139	A	Wisconsin	74 77					
				83	A	South Ala.	65 69	84	A	Indiana	49 64					
				127	A	Auburn	47 65									

Non-Div I Games:

Mobile

86 54

Southern U.

Average RPI Win:	336	WON-LOST	WINNING	LAST 10	STRENGTH OF	OPP. STRENGTH	TEAM	ADJ.	CONF.	ADJ CONF.
Average RPI Loss:	195	RECORD	PCT. RANK	GAMES	SCHEDULE	OF SCHEDULE	RPI	RPI	RPI	RPI
DIV. I ONLY	1- 8	314	1- 8	252	331	338	338	18	18	
DIV. I NON-CONF.	1- 8	314	1- 8	252	331	338	338	18	18	
-----										
TOTALS	RPI 1-25	RPI 26-50	W-L RECORDS	RPI 51-100	RPI 101-150	RPI 150+				
1- 8	0- 1	0- 0	OVERALL	0- 1	0- 1	1- 5				
1- 4	0- 0	0- 0	HOME	0- 1	0- 0	1- 3				
0- 4	0- 1	0- 0	AWAY	0- 0	0- 1	0- 2				
0- 0	0- 0	0- 0	NEUTRAL	0- 0	0- 0	0- 0				
1- 8	0- 1	0- 0	NON-CONFERENCE	0- 1	0- 1	1- 5				
1- 4	0- 0	0- 0	HOME	0- 1	0- 0	1- 3				
0- 4	0- 1	0- 0	AWAY	0- 0	0- 1	0- 2				
0- 0	0- 0	0- 0	NEUTRAL	0- 0	0- 0	0- 0				
0- 0	0- 0	0- 0	CONFERENCE	0- 0	0- 0	0- 0				
0- 0	0- 0	0- 0	HOME	0- 0	0- 0	0- 0				
0- 0	0- 0	0- 0	AWAY	0- 0	0- 0	0- 0				
0- 0	0- 0	0- 0	NEUTRAL	0- 0	0- 0	0- 0				

RPI 1-25				RPI 26-50				RPI 51-100				RPI 101+				Team's RPI: 338	
RPI	S	Opponent	Score	RPI	S	Opponent	Score	RPI	S	Opponent	Score	RPI	S	Opponent	Score		
10	A	Oregon	38 98					59	H	UC Davis	59 85	147	A	San Diego	59 72		
												211	A	BYU	67 75		
												234	H	UC Irvine	64 71		
												251	H	Binghamton	66 72		
												311	H	CSU Bakersfield	45 46		
												334	A	Utah Valley	61 69		
												336	H	Utah St.	70 67		
-----																	
LAST 12 Division I GAMES:																	
311	H	CSU Bakersfield	45 46	10	A	Oregon	38 98	234	H	UC Irvine	64 71						
59	H	UC Davis	59 85	334	A	Utah Valley	61 69										
336	H	Utah St.	70 67														
251	H	Binghamton	66 72														
147	A	San Diego	59 72														
211	A	BYU	67 75														

Non-Div I Games:

Southern Utah

Average RPI	Win:	234	WON-LOST	WINNING	LAST 10	STRENGTH OF	OPP. STRENGTH	TEAM	ADJ.	CONF.	ADJ CONF.
Average RPI	Loss:	96	RECORD	PCT. RANK	GAMES	SCHEDULE	OF SCHEDULE	RPI	RPI	RPI	RPI
DIV. I ONLY		5- 7		211	4- 6	149	172	199	199	11	11
DIV. I NON-CONF.		5- 7		211	5- 7	149	172	199	199	11	11
<hr/>											
TOTALS	RPI 1-25		RPI 26-50		W-L RECORDS	RPI 51-100		RPI 101-150		RPI 150+	
5- 7	0- 1		0- 1		OVERALL	1- 3		0- 1		4- 1	
3- 3	0- 1		0- 1		HOME	1- 0		0- 1		2- 0	
1- 4	0- 0		0- 0		AWAY	0- 3		0- 0		1- 1	
1- 0	0- 0		0- 0		NEUTRAL	0- 0		0- 0		1- 0	
5- 7	0- 1		0- 1		NON-CONFERENCE	1- 3		0- 1		4- 1	
3- 3	0- 1		0- 1		HOME	1- 0		0- 1		2- 0	
1- 4	0- 0		0- 0		AWAY	0- 3		0- 0		1- 1	
1- 0	0- 0		0- 0		NEUTRAL	0- 0		0- 0		1- 0	
0- 0	0- 0		0- 0		CONFERENCE	0- 0		0- 0		0- 0	
0- 0	0- 0		0- 0		HOME	0- 0		0- 0		0- 0	
0- 0	0- 0		0- 0		AWAY	0- 0		0- 0		0- 0	
0- 0	0- 0		0- 0		NEUTRAL	0- 0		0- 0		0- 0	

RPI 1-25				RPI 26-50				RPI 51-100				RPI 101+				Team's RPI: 199
RPI	S	Opponent	Score	RPI	S	Opponent	Score	RPI	S	Opponent	Score	RPI	S	Opponent	Score	
17	H	Buffalo	59 76	46	H	Toledo	39 58	65	H	Penn St.	65 62	109	H	Delaware	52 53	
								73	A	Albany (NY)	52 69	207	A	Bucknell	59 48	
								82	A	Navy	48 86	246	A	Canisius	69 71	
								97	A	Siena	62 70	275	H	Niagara	76 58	
												287	H	Eastern Mich.	70 51	
												337	N	UMBC	63 54	
<hr/>																
LAST 12 Division I GAMES:																
337	N	UMBC	63 54	73	A	Albany (NY)	52 69									
207	A	Bucknell	59 48	17	H	Buffalo	59 76									
287	H	Eastern Mich.	70 51	65	H	Penn St.	65 62									
246	A	Canisius	69 71	46	H	Toledo	39 58									
97	A	Siena	62 70	109	H	Delaware	52 53									
275	H	Niagara	76 58	82	A	Navy	48 86									

Non-Div I Games:

St. Bonaventure

Average RPI Win: **263**  
 Average RPI Loss: **178**

WON-LOST  
RECORD

WINNING  
PCT. RANK

LAST 10  
GAMES

STRENGTH OF  
SCHEDULE

OPP. STRENGTH  
OF SCHEDULE

TEAM  
RPI

ADJ.  
RPI

CONF.  
RPI

ADJ CONF.  
RPI

DIV. I ONLY  
DIV. I NON-CONF.

4- 6  
4- 6

213  
213

4- 6  
4- 6

314  
314

139  
139

268  
268

268  
268

28  
28

28  
28

TOTALS

RPI 1-25

RPI 26-50

W-L RECORDS

RPI 51-100

RPI 101-150

RPI 150+

4- 6 0- 1  
3- 0 0- 0  
1- 5 0- 1  
0- 1 0- 0

0- 0  
0- 0  
0- 0  
0- 0

OVERALL  
HOME  
AWAY  
NEUTRAL

0- 1  
0- 0  
0- 1  
0- 0

0- 0  
0- 0  
0- 0  
0- 0

4- 4  
3- 0  
1- 3  
0- 1

4- 6 0- 1  
3- 0 0- 0  
1- 5 0- 1  
0- 1 0- 0

0- 0  
0- 0  
0- 0  
0- 0

NON-CONFERENCE  
HOME  
AWAY  
NEUTRAL

0- 1  
0- 0  
0- 1  
0- 0

0- 0  
0- 0  
0- 0  
0- 0

4- 4  
3- 0  
1- 3  
0- 1

0- 0 0- 0  
0- 0 0- 0  
0- 0 0- 0  
0- 0 0- 0

0- 0  
0- 0  
0- 0  
0- 0

CONFERENCE  
HOME  
AWAY  
NEUTRAL

0- 0  
0- 0  
0- 0  
0- 0

0- 0  
0- 0  
0- 0  
0- 0

0- 0  
0- 0  
0- 0  
0- 0

RPI 1-25

RPI 26-50

RPI 51-100

RPI 101+

Team's RPI: 268

RPI S Opponent Score  
23 **A** St. John's (NY) 49 **73**

RPI S Opponent Score

RPI S Opponent Score  
80 **A** Seton Hall 50 **84**

RPI S Opponent Score  
164 **H** Army West Point 73 52  
209 **A** Manhattan 54 **57**  
218 **A** Fla. Atlantic 60 **80**  
261 **A** Howard 69 **72**  
276 N Norfolk St. 51 **52**  
281 **H** Loyola Maryland 64 47  
300 **A** Saint Peter's 64 49  
307 **H** Iona 72 63

LAST 12 Division I GAMES:

218 **A** Fla. Atlantic 60 **80** 307 **H** Iona 72 63  
209 **A** Manhattan 54 **57** 261 **A** Howard 69 **72**  
164 **H** Army West Point 73 52 281 **H** Loyola Maryland 64 47  
23 **A** St. John's (NY) 49 **73** 80 **A** Seton Hall 50 **84**  
300 **A** Saint Peter's 64 49  
276 N Norfolk St. 51 **52**

S  
t  
.  
F  
r  
a  
n  
c  
i  
s  
B  
r  
o  
o  
k  
l  
y  
n

S  
t  
.  
F  
r  
a  
n  
c  
i  
s  
B  
r  
o  
o  
k  
l  
y  
n

Non-Div I Games:

St. Francis Brooklyn

**Loss**, **Non-Conf**, **S Site**, **H Home** **A Away** N Neutral

Average RPI Win:	136	WON-LOST	WINNING	LAST 10	STRENGTH OF	OPP. STRENGTH	TEAM	ADJ.	CONF.	ADJ CONF.
Average RPI Loss:	40	RECORD	PCT. RANK	GAMES	SCHEDULE	OF SCHEDULE	RPI	RPI	RPI	RPI
DIV. I ONLY	6- 3	89	0- 1	6	211	23	23	6	6	
DIV. I NON-CONF.	6- 3	89	0- 1	6	211	23	23	6	6	
-----										
TOTALS	RPI 1-25	RPI 26-50	W-L RECORDS	RPI 51-100	RPI 101-150	RPI 150+				
6- 3	0- 1	0- 1	OVERALL	3- 1	1- 0	2- 0				
3- 1	0- 0	0- 0	HOME	1- 1	0- 0	2- 0				
2- 0	0- 0	0- 0	AWAY	1- 0	1- 0	0- 0				
1- 2	0- 1	0- 1	NEUTRAL	1- 0	0- 0	0- 0				
6- 3	0- 1	0- 1	NON-CONFERENCE	3- 1	1- 0	2- 0				
3- 1	0- 0	0- 0	HOME	1- 1	0- 0	2- 0				
2- 0	0- 0	0- 0	AWAY	1- 0	1- 0	0- 0				
1- 2	0- 1	0- 1	NEUTRAL	1- 0	0- 0	0- 0				
0- 0	0- 0	0- 0	CONFERENCE	0- 0	0- 0	0- 0				
0- 0	0- 0	0- 0	HOME	0- 0	0- 0	0- 0				
0- 0	0- 0	0- 0	AWAY	0- 0	0- 0	0- 0				
0- 0	0- 0	0- 0	NEUTRAL	0- 0	0- 0	0- 0				

RPI	S	Opponent	Score	RPI	S	Opponent	Score	RPI	S	Opponent	Score	RPI	S	Opponent	Score
12	N	South Carolina	58 76	40	N	South Fla.	59 68	69	H	Fordham	64 67	134	A	Miami (FL)	74 64
								73	A	Albany (NY)	71 66	158	H	James Madison	81 64
								85	N	Western Mich.	76 48	268	H	St. Francis Brooklyn	73 49
								100	H	William & Mary	92 81				
LAST 12 Division I GAMES:															
40	N	South Fla.	59 68	158	H	James Madison	81 64								
69	H	Fordham	64 67	134	A	Miami (FL)	74 64								
268	H	St. Francis Brooklyn	73 49	73	A	Albany (NY)	71 66								
				12	N	South Carolina	58 76								
				85	N	Western Mich.	76 48								
				100	H	William & Mary	92 81								

Non-Div I Games:

St. John's (NY)

Average RPI Win: 187

Average RPI Loss: 11

WON-LOST  
RECORDWINNING  
PCT. RANKLAST 10  
GAMESSTRENGTH OF  
SCHEDULEOPP. STRENGTH  
OF SCHEDULETEAM  
RPIADJ.  
RPICONF.  
RPIADJ CONF.  
RPIDIV. I ONLY  
DIV. I NON-CONF.6- 4  
6- 4117  
1176- 4  
6- 411  
1170  
7025  
2525  
254  
44  
4

TOTALS

RPI 1-25

RPI 26-50

W-L RECORDS

RPI 51-100

RPI 101-150

RPI 150+

6- 4

0- 3

0- 1

OVERALL

1- 0

1- 0

4- 0

3- 0

0- 0

0- 0

HOME

0- 0

1- 0

2- 0

1- 2

0- 1

0- 1

AWAY

0- 0

0- 0

1- 0

2- 2

0- 2

0- 0

NEUTRAL

1- 0

0- 0

1- 0

6- 4

0- 3

0- 1

NON-CONFERENCE

1- 0

1- 0

4- 0

3- 0

0- 0

0- 0

HOME

0- 0

1- 0

2- 0

1- 2

0- 1

0- 1

AWAY

0- 0

0- 0

1- 0

2- 2

0- 2

0- 0

NEUTRAL

1- 0

0- 0

1- 0

0- 0

0- 0

0- 0

CONFERENCE

0- 0

0- 0

0- 0

0- 0

0- 0

0- 0

HOME

0- 0

0- 0

0- 0

0- 0

0- 0

0- 0

AWAY

0- 0

0- 0

0- 0

0- 0

0- 0

0- 0

NEUTRAL

0- 0

0- 0

0- 0

RPI 1-25 Team's RPI: 25

RPI 26-50

RPI 51-100

RPI 101+

RPI	S	Opponent	Score
1	N	UConn	53 78
7	A	Ohio St.	64 85
7	N	Ohio St.	82 94

RPI	S	Opponent	Score
30	A	Baylor	57 81

RPI	S	Opponent	Score
58	N	Belmont	74 53

RPI	S	Opponent	Score
142	H	UNLV	74 33
178	A	San Francisco	86 66
213	N	Kent St.	79 54
221	H	UC Riverside	53 43
311	H	CSU Bakersfield	57 34

LAST 12 Division I GAMES:

142	H	UNLV	74	33	213	N	Kent St.	79	54
30	A	Baylor	57	81	311	H	CSU Bakersfield	57	34
178	A	San Francisco	86	66	221	H	UC Riverside	53	43
7	N	Ohio St.	82	94	1	N	UConn	53	78
58	N	Belmont	74	53	7	A	Ohio St.	64	85

Non-Div I Games:

Stanford

Average RPI Win: 197

Average RPI Loss: 71

WON-LOST  
RECORDWINNING  
PCT. RANKLAST 10  
GAMESSTRENGTH OF  
SCHEDULEOPP. STRENGTH  
OF SCHEDULETEAM  
RPIADJ.  
RPICONF.  
RPIADJ CONF.  
RPIDIV. I ONLY  
DIV. I NON-CONF.4- 6  
4- 6213  
2134- 5  
4- 681  
8174  
74149  
149149  
14919  
1919  
19

TOTALS

RPI 1-25

RPI 26-50

W-L RECORDS

RPI 51-100

RPI 101-150

RPI 150+

4- 6

0- 2

0- 1

OVERALL

1- 0

0- 3

3- 0

2- 1

0- 0

0- 0

HOME

1- 0

0- 1

1- 0

1- 2

0- 2

0- 0

AWAY

0- 0

0- 0

1- 0

1- 3

0- 0

0- 1

NEUTRAL

0- 0

0- 2

1- 0

4- 6

0- 2

0- 1

NON-CONFERENCE

1- 0

0- 3

3- 0

2- 1

0- 0

0- 0

HOME

1- 0

0- 1

1- 0

1- 2

0- 2

0- 0

AWAY

0- 0

0- 0

1- 0

1- 3

0- 0

0- 1

NEUTRAL

0- 0

0- 2

1- 0

0- 0

0- 0

0- 0

CONFERENCE

0- 0

0- 0

0- 0

0- 0

0- 0

0- 0

HOME

0- 0

0- 0

0- 0

0- 0

0- 0

0- 0

AWAY

0- 0

0- 0

0- 0

0- 0

0- 0

0- 0

NEUTRAL

0- 0

0- 0

0- 0

RPI 1-25

RPI 26-50

RPI 51-100

RPI 101+

Team's RPI: 149

RPI	S	Opponent	Score
9	A	Florida St.	39 84
11	A	Texas	59 95

RPI	S	Opponent	Score
34	N	Western Ky.	58 66

RPI	S	Opponent	Score
63	H	Chattanooga	78 67

RPI	S	Opponent	Score
101	H	High Point	64 69
125	N	Providence	45 56
143	N	Wright St.	59 64
159	N	Florida	85 71
219	A	SIUE	65 61
346	H	Northern Ky.	67 56

LAST 12 Division I GAMES:

9	A	Florida St.	39	84	34	N	Western Ky.	58	66
219	A	SIUE	65	61	143	N	Wright St.	59	64
346	H	Northern Ky.	67	56	63	H	Chattanooga	78	67
101	H	High Point	64	69	11	A	Texas	59	95
125	N	Providence	45	56					
159	N	Florida	85	71					

Non-Div I Games:

Thomas (GA)

92 41

Webber Int'l

67 30

Stetson

Average RPI Win:	245	WON-LOST	WINNING	LAST 10	STRENGTH OF	OPP. STRENGTH	TEAM	ADJ.	CONF.	ADJ CONF.
Average RPI Loss:	145	RECORD	PCT. RANK	GAMES	SCHEDULE	OF SCHEDULE	RPI	RPI	RPI	RPI
DIV. I ONLY	6- 4	117	5- 4	295	166	197	197	24	24	
DIV. I NON-CONF.	6- 4	117	6- 4	295	166	197	197	24	24	
-----										
TOTALS	RPI 1-25	RPI 26-50	W-L RECORDS	RPI 51-100	RPI 101-150	RPI 150+				
6- 4	0- 0	0- 1	OVERALL	0- 1	0- 0	6- 2				
4- 1	0- 0	0- 0	HOME	0- 1	0- 0	4- 0				
2- 3	0- 0	0- 1	AWAY	0- 0	0- 0	2- 2				
0- 0	0- 0	0- 0	NEUTRAL	0- 0	0- 0	0- 0				
6- 4	0- 0	0- 1	NON-CONFERENCE	0- 1	0- 0	6- 2				
4- 1	0- 0	0- 0	HOME	0- 1	0- 0	4- 0				
2- 3	0- 0	0- 1	AWAY	0- 0	0- 0	2- 2				
0- 0	0- 0	0- 0	NEUTRAL	0- 0	0- 0	0- 0				
0- 0	0- 0	0- 0	CONFERENCE	0- 0	0- 0	0- 0				
0- 0	0- 0	0- 0	HOME	0- 0	0- 0	0- 0				
0- 0	0- 0	0- 0	AWAY	0- 0	0- 0	0- 0				
0- 0	0- 0	0- 0	NEUTRAL	0- 0	0- 0	0- 0				

RPI	S	Opponent	Score	RPI	S	Opponent	Score	RPI	S	Opponent	Score	RPI	S	Opponent	Score	Team's RPI: 197
26	A	Syracuse	70 81	74	H	Yale	71 77	161	A	Northwestern	36 68	209	H	Manhattan	74 59	
								210	A	Fairleigh Dickinson	56 51	223	A	Hofstra	73 49	
								227	H	Central Conn. St.	60 55	291	H	Wagner	69 50	
								307	H	Lona	63 46	320	A	Cornell	40 48	
-----																
LAST 12 Division I GAMES:																
74	H	Yale	71 77	227	H	Central Conn. St.	60 55	307	H	Lona	63 46	161	A	Northwestern	36 68	
26	A	Syracuse	70 81	209	H	Manhattan	74 59									
320	A	Cornell	40 48													
291	H	Wagner	69 50													
210	A	Fairleigh Dickinson	56 51													
223	A	Hofstra	73 49													

Non-Div I Games: Farmingdale St. 76 25

Stony Brook



Average RPI	Win:	164	WON-LOST	WINNING	LAST 10	STRENGTH OF	OPP. STRENGTH	TEAM	ADJ.	CONF.	ADJ CONF.
Average RPI	Loss:	0	RECORD	PCT. RANK	GAMES	SCHEDULE	OF SCHEDULE	RPI	RPI	RPI	RPI
DIV. I ONLY		11- 0		1	10- 0	201	50	26	26	2	2
DIV. I NON-CONF.		11- 0		1	11- 0	201	50	26	26	2	2
-----											
TOTALS	RPI 1-25		RPI 26-50		W-L RECORDS	RPI 51-100		RPI 101-150		RPI 150+	
11- 0	0- 0		1- 0		OVERALL	0- 0		3- 0		7- 0	
7- 0	0- 0		1- 0		HOME	0- 0		0- 0		6- 0	
1- 0	0- 0		0- 0		AWAY	0- 0		1- 0		0- 0	
3- 0	0- 0		0- 0		NEUTRAL	0- 0		2- 0		1- 0	
11- 0	0- 0		1- 0		NON-CONFERENCE	0- 0		3- 0		7- 0	
7- 0	0- 0		1- 0		HOME	0- 0		0- 0		6- 0	
1- 0	0- 0		0- 0		AWAY	0- 0		1- 0		0- 0	
3- 0	0- 0		0- 0		NEUTRAL	0- 0		2- 0		1- 0	
0- 0	0- 0		0- 0		CONFERENCE	0- 0		0- 0		0- 0	
0- 0	0- 0		0- 0		HOME	0- 0		0- 0		0- 0	
0- 0	0- 0		0- 0		AWAY	0- 0		0- 0		0- 0	
0- 0	0- 0		0- 0		NEUTRAL	0- 0		0- 0		0- 0	

RPI 1-25				RPI 26-50				Team's RPI: 26				RPI 51-100				RPI 101+			
RPI	S	Opponent	Score	RPI	S	Opponent	Score	RPI	S	Opponent	Score	RPI	S	Opponent	Score	RPI	S	Opponent	Score
				49	H	Drexel	72 62									111	A	George Washington	74 62
																139	N	Wisconsin	77 74
																144	N	Vanderbilt	84 78
																152	H	Colgate	79 39
																154	H	Hartford	75 63
																161	H	Northwestern	81 74
																180	H	UMES	68 45
																197	H	Stony Brook	81 70
																225	H	Morgan St.	95 68
																290	N	Coastal Caro.	69 57
LAST 12 Division I GAMES:																			
				111	A	George Washington	74 62					290	N	Coastal Caro.	69 57				
				144	N	Vanderbilt	84 78					49	H	Drexel	72 62				
				139	N	Wisconsin	77 74					152	H	Colgate	79 39				
				154	H	Hartford	75 63					197	H	Stony Brook	81 70				
				180	H	UMES	68 45					161	H	Northwestern	81 74				
				225	H	Morgan St.	95 68												

Non-Div I Games:

Syracuse

Average RPI Win:	212	WON-LOST	WINNING	LAST 10	STRENGTH OF	OPP. STRENGTH	TEAM	ADJ.	CONF.	ADJ CONF.
Average RPI Loss:	48	RECORD	PCT. RANK	GAMES	SCHEDULE	OF SCHEDULE	RPI	RPI	RPI	RPI
DIV. I ONLY	8- 2	43	8- 2	129	239	70	70	5	5	
DIV. I NON-CONF.	8- 2	43	8- 2	129	239	70	70	5	5	
-----										
TOTALS	RPI 1-25	RPI 26-50	W-L RECORDS	RPI 51-100	RPI 101-150	RPI 150+				
8- 2	0- 1	0- 0	OVERALL	1- 1	1- 0	6- 0				
5- 1	0- 0	0- 0	HOME	1- 1	1- 0	3- 0				
1- 1	0- 1	0- 0	AWAY	0- 0	0- 0	1- 0				
2- 0	0- 0	0- 0	NEUTRAL	0- 0	0- 0	2- 0				
8- 2	0- 1	0- 0	NON-CONFERENCE	1- 1	1- 0	6- 0				
5- 1	0- 0	0- 0	HOME	1- 1	1- 0	3- 0				
1- 1	0- 1	0- 0	AWAY	0- 0	0- 0	1- 0				
2- 0	0- 0	0- 0	NEUTRAL	0- 0	0- 0	2- 0				
0- 0	0- 0	0- 0	CONFERENCE	0- 0	0- 0	0- 0				
0- 0	0- 0	0- 0	HOME	0- 0	0- 0	0- 0				
0- 0	0- 0	0- 0	AWAY	0- 0	0- 0	0- 0				
0- 0	0- 0	0- 0	NEUTRAL	0- 0	0- 0	0- 0				

RPI 1-25				RPI 26-50				RPI 51-100 Team's RPI: 70				RPI 101+			
RPI	S	Opponent	Score	RPI	S	Opponent	Score	RPI	S	Opponent	Score	RPI	S	Opponent	Score
22	A	Texas A&M	58 71					72	H	Alabama	88 67	138	H	Texas St.	82 58
								74	H	Yale	72 82	204	H	Northwestern St.	89 51
												212	A	SMU	64 58
												217	N	Idaho	86 76
												226	H	Oral Roberts	72 58
												310	H	Southeastern La.	112 62
												317	N	Arizona	68 59
LAST 12 Division I GAMES:															
74	H	Yale	72 82	204	H	Northwestern St.	89 51								
138	H	Texas St.	82 58	310	H	Southeastern La.	112 62								
212	A	SMU	64 58	22	A	Texas A&M	58 71								
226	H	Oral Roberts	72 58	72	H	Alabama	88 67								
				217	N	Idaho	86 76								
				317	N	Arizona	68 59								

Non-Div I Games:

TCU

Average RPI	Win:	204	WON-LOST	WINNING	LAST 10	STRENGTH OF	OPP. STRENGTH	TEAM	ADJ.	CONF.	ADJ CONF.
Average RPI	Loss:	21	RECORD	PCT. RANK	GAMES	SCHEDULE	OF SCHEDULE	RPI	RPI	RPI	RPI
DIV. I ONLY		8- 3		69	7- 3	227	17	122	122	7	7
DIV. I NON-CONF.		8- 3		69	8- 3	227	17	122	122	7	7
-----											
TOTALS	RPI 1-25		RPI 26-50		W-L RECORDS	RPI 51-100		RPI 101-150		RPI 150+	
8- 3	0- 2		0- 1		OVERALL	0- 0		2- 0		6- 0	
6- 3	0- 2		0- 1		HOME	0- 0		2- 0		4- 0	
2- 0	0- 0		0- 0		AWAY	0- 0		0- 0		2- 0	
0- 0	0- 0		0- 0		NEUTRAL	0- 0		0- 0		0- 0	
8- 3	0- 2		0- 1		NON-CONFERENCE	0- 0		2- 0		6- 0	
6- 3	0- 2		0- 1		HOME	0- 0		2- 0		4- 0	
2- 0	0- 0		0- 0		AWAY	0- 0		0- 0		2- 0	
0- 0	0- 0		0- 0		NEUTRAL	0- 0		0- 0		0- 0	
0- 0	0- 0		0- 0		CONFERENCE	0- 0		0- 0		0- 0	
0- 0	0- 0		0- 0		HOME	0- 0		0- 0		0- 0	
0- 0	0- 0		0- 0		AWAY	0- 0		0- 0		0- 0	
0- 0	0- 0		0- 0		NEUTRAL	0- 0		0- 0		0- 0	

RPI 1-25				RPI 26-50				RPI 51-100				RPI 101+				Team's RPI: 122
RPI	S	Opponent	Score	RPI	S	Opponent	Score	RPI	S	Opponent	Score	RPI	S	Opponent	Score	
5	H	Villanova	65 69	50	H	Ole Miss	48 64					113	H	Hampton	65 56	
8	H	Rutgers	67 84									114	H	Harvard	86 64	
												167	A	La Salle	69 52	
												185	H	Saint Joseph's	69 66	
												191	H	Marist	83 77	
												260	H	Delaware St.	96 72	
												291	H	Wagner	70 36	
												307	A	Iona	59 54	
-----																
LAST 12 Division I GAMES:																
191	H	Marist	83 77	113	H	Hampton	65 56									
5	H	Villanova	65 69	114	H	Harvard	86 64									
291	H	Wagner	70 36	185	H	Saint Joseph's	69 66									
8	H	Rutgers	67 84	50	H	Ole Miss	48 64									
260	H	Delaware St.	96 72	167	A	La Salle	69 52									
				307	A	Iona	59 54									

Non-Div I Games:

Temple

Average RPI Win:	142	WON-LOST	WINNING	LAST 10	STRENGTH OF	OPP. STRENGTH	TEAM	ADJ.	CONF.	ADJ CONF.
Average RPI Loss:	0	RECORD	PCT. RANK	GAMES	SCHEDULE	OF SCHEDULE	RPI	RPI	RPI	RPI
DIV. I ONLY	11- 0	1	10- 0	181	24	18	18	1	1	
DIV. I NON-CONF.	11- 0	1	11- 0	181	24	18	18	1	1	
-----										
TOTALS	RPI 1-25	RPI 26-50	W-L RECORDS	RPI 51-100	RPI 101-150	RPI 150+				
11- 0	1- 0	1- 0	OVERALL	1- 0	3- 0	5- 0				
7- 0	1- 0	0- 0	HOME	0- 0	3- 0	3- 0				
1- 0	0- 0	0- 0	AWAY	0- 0	0- 0	1- 0				
3- 0	0- 0	1- 0	NEUTRAL	1- 0	0- 0	1- 0				
11- 0	1- 0	1- 0	NON-CONFERENCE	1- 0	3- 0	5- 0				
7- 0	1- 0	0- 0	HOME	0- 0	3- 0	3- 0				
1- 0	0- 0	0- 0	AWAY	0- 0	0- 0	1- 0				
3- 0	0- 0	1- 0	NEUTRAL	1- 0	0- 0	1- 0				
0- 0	0- 0	0- 0	CONFERENCE	0- 0	0- 0	0- 0				
0- 0	0- 0	0- 0	HOME	0- 0	0- 0	0- 0				
0- 0	0- 0	0- 0	AWAY	0- 0	0- 0	0- 0				
0- 0	0- 0	0- 0	NEUTRAL	0- 0	0- 0	0- 0				

RPI	S	Opponent	Score	RPI	S	Opponent	Score	RPI	S	Opponent	Score	RPI	S	Opponent	Score
11	H	Texas	82 75	44	N	Marquette	101 99	61	N	Oklahoma St.	79 69	108	H	Troy	131 69
												123	H	Central Ark.	77 34
												129	H	ETSU	87 49
												158	H	James Madison	89 60
												189	N	South Dakota	69 49
												228	H	Wichita St.	68 56
												250	A	Long Beach St.	90 61
												266	H	Alabama St.	104 51
-----															
LAST 12 Division I GAMES:															
250	A	Long Beach St.	90 61	266	H	Alabama St.	104 51	123	H	Central Ark.	77 34	189	N	South Dakota	69 49
11	H	Texas	82 75	44	N	Marquette	101 99	61	N	Oklahoma St.	79 69	158	H	James Madison	89 60
108	H	Troy	131 69	228	H	Wichita St.	68 56	129	H	ETSU	87 49	189	N	South Dakota	69 49

Non-Div I Games:

Tennessee

Average RPI	Win:	296	WON-LOST	WINNING	LAST 10	STRENGTH OF	OPP. STRENGTH	TEAM	ADJ.	CONF.	ADJ CONF.
Average RPI	Loss:	123	RECORD	PCT. RANK	GAMES	SCHEDULE	OF SCHEDULE	RPI	RPI	RPI	RPI
DIV. I ONLY		1- 6		302	1- 6	166	157	295	295	25	25
DIV. I NON-CONF.		1- 6		302	1- 6	166	157	295	295	25	25
-----											
TOTALS	RPI 1-25		RPI 26-50		W-L RECORDS	RPI 51-100		RPI 101-150		RPI 150+	
1- 6	0- 1		0- 1		OVERALL	0- 0		0- 2		1- 2	
1- 3	0- 0		0- 1		HOME	0- 0		0- 1		1- 1	
0- 3	0- 1		0- 0		AWAY	0- 0		0- 1		0- 1	
0- 0	0- 0		0- 0		NEUTRAL	0- 0		0- 0		0- 0	
1- 6	0- 1		0- 1		NON-CONFERENCE	0- 0		0- 2		1- 2	
1- 3	0- 0		0- 1		HOME	0- 0		0- 1		1- 1	
0- 3	0- 1		0- 0		AWAY	0- 0		0- 1		0- 1	
0- 0	0- 0		0- 0		NEUTRAL	0- 0		0- 0		0- 0	
0- 0	0- 0		0- 0		CONFERENCE	0- 0		0- 0		0- 0	
0- 0	0- 0		0- 0		HOME	0- 0		0- 0		0- 0	
0- 0	0- 0		0- 0		AWAY	0- 0		0- 0		0- 0	
0- 0	0- 0		0- 0		NEUTRAL	0- 0		0- 0		0- 0	

RPI 1-25				RPI 26-50				RPI 51-100				RPI 101+ Team's RPI: 295			
RPI	S	Opponent	Score	RPI	S	Opponent	Score	RPI	S	Opponent	Score	RPI	S	Opponent	Score
6	A	Louisville	56 95	41	H	Ball St.	65 85					105	A	Arkansas St.	62 68
												108	H	Troy	66 95
												238	A	Memphis	75 79
												241	H	Alabama A&M	75 77
												296	H	Lipscomb	71 64
LAST 12 Division I GAMES:															
296	H	Lipscomb	71 64	41	H	Ball St.	65 85								
6	A	Louisville	56 95	241	H	Alabama A&M	75 77								
105	A	Arkansas St.	62 68	238	A	Memphis	75 79								
108	H	Troy	66 95												

Non-Div I Games: Fisk 93 48

Tennessee St.

Average RPI Win:	0	WON-LOST	WINNING	LAST 10	STRENGTH OF	OPP. STRENGTH	TEAM	ADJ.	CONF.	ADJ CONF.
Average RPI Loss:	122	RECORD	PCT. RANK	GAMES	SCHEDULE	OF SCHEDULE	RPI	RPI	RPI	RPI
DIV. I ONLY	0- 7	331	0- 7	36	288	271	271	25	25	
DIV. I NON-CONF.	0- 7	331	0- 7	36	288	271	271	25	25	
-----										
TOTALS	RPI 1-25	RPI 26-50	W-L RECORDS	RPI 51-100	RPI 101-150	RPI 150+				
0- 7	0- 0	0- 1	OVERALL	0- 1	0- 4	0- 1				
0- 2	0- 0	0- 0	HOME	0- 0	0- 1	0- 1				
0- 5	0- 0	0- 1	AWAY	0- 1	0- 3	0- 0				
0- 0	0- 0	0- 0	NEUTRAL	0- 0	0- 0	0- 0				
0- 7	0- 0	0- 1	NON-CONFERENCE	0- 1	0- 4	0- 1				
0- 2	0- 0	0- 0	HOME	0- 0	0- 1	0- 1				
0- 5	0- 0	0- 1	AWAY	0- 1	0- 3	0- 0				
0- 0	0- 0	0- 0	NEUTRAL	0- 0	0- 0	0- 0				
0- 0	0- 0	0- 0	CONFERENCE	0- 0	0- 0	0- 0				
0- 0	0- 0	0- 0	HOME	0- 0	0- 0	0- 0				
0- 0	0- 0	0- 0	AWAY	0- 0	0- 0	0- 0				
0- 0	0- 0	0- 0	NEUTRAL	0- 0	0- 0	0- 0				

RPI 1-25				RPI 26-50				RPI 51-100				RPI 101+				Team's RPI: 271
RPI	S	Opponent	Score	RPI	S	Opponent	Score	RPI	S	Opponent	Score	RPI	S	Opponent	Score	
				37	A	Georgia	48 56	78	A	Kentucky	54 82	112	H	IUPUI	54 68	
												129	A	ETSU	55 74	
												133	A	Middle Tenn.	44 58	
												143	A	Wright St.	59 82	
												220	H	Radford	41 60	
LAST 12 Division I GAMES:																
				37	A	Georgia	48 56	112	H	IUPUI	54 68					
				220	H	Radford	41 60	78	A	Kentucky	54 82					
				129	A	ETSU	55 74	143	A	Wright St.	59 82					
				133	A	Middle Tenn.	44 58									

Non-Div I Games: Cumberland (TN) 83 52 Tenn. Wesleyan 84 66

Tennessee Tech

Average RPI Win:	147	WON-LOST	WINNING	LAST 10	STRENGTH OF	OPP. STRENGTH	TEAM	ADJ.	CONF.	ADJ CONF.
Average RPI Loss:	18	RECORD	PCT. RANK	GAMES	SCHEDULE	OF SCHEDULE	RPI	RPI	RPI	RPI
DIV. I ONLY	9- 1	15	9- 1	58	62	11	11	5	5	
DIV. I NON-CONF.	9- 1	15	9- 1	58	62	11	11	5	5	
-----										
TOTALS	RPI 1-25	RPI 26-50	W-L RECORDS	RPI 51-100	RPI 101-150	RPI 150+				
9- 1	1- 1	1- 0	OVERALL	1- 0	2- 0	4- 0				
6- 0	1- 0	0- 0	HOME	0- 0	1- 0	4- 0				
1- 1	0- 1	1- 0	AWAY	0- 0	0- 0	0- 0				
2- 0	0- 0	0- 0	NEUTRAL	1- 0	1- 0	0- 0				
9- 1	1- 1	1- 0	NON-CONFERENCE	1- 0	2- 0	4- 0				
6- 0	1- 0	0- 0	HOME	0- 0	1- 0	4- 0				
1- 1	0- 1	1- 0	AWAY	0- 0	0- 0	0- 0				
2- 0	0- 0	0- 0	NEUTRAL	1- 0	1- 0	0- 0				
0- 0	0- 0	0- 0	CONFERENCE	0- 0	0- 0	0- 0				
0- 0	0- 0	0- 0	HOME	0- 0	0- 0	0- 0				
0- 0	0- 0	0- 0	AWAY	0- 0	0- 0	0- 0				
0- 0	0- 0	0- 0	NEUTRAL	0- 0	0- 0	0- 0				

RPI	S	Opponent	Score	RPI	S	Opponent	Score	RPI	S	Opponent	Score	RPI	S	Opponent	Score
9	H	Florida St.	87 72	37	A	Georgi a	81 53	68	N	LSU	75 66	116	N	Washi ngton	92 68
18	A	Tennessee	75 82									149	H	Stetson	95 59
												183	H	Loui si ana Tech	88 54
												204	H	Northwestern St.	68 44
												255	H	UTSA	120 70
												303	H	McNeese	100 34
-----															
LAST 12 Division I GAMES:															
9	H	Florida St.	87 72	18	A	Tennessee	75 82	116	N	Washi ngton	92 68	149	H	Stetson	95 59
204	H	Northwestern St.	68 44	37	A	Georgi a	81 53	68	N	LSU	75 66	183	H	Loui si ana Tech	88 54
303	H	McNeese	100 34					255	H	UTSA	120 70				

Non-Div I Games:

Texas

Average RPI Win: 147

Average RPI Loss: 13

WON-LOST  
RECORDWINNING  
PCT. RANKLAST 10  
GAMESSTRENGTH OF  
SCHEDULEOPP. STRENGTH  
OF SCHEDULETEAM  
RPIADJ.  
RPICONF.  
RPIADJ CONF.  
RPIDIV. I ONLY  
DIV. I NON-CONF.9- 2  
9- 235  
358- 2  
9- 228  
2857  
5722  
2222  
221  
11  
1

TOTALS

RPI 1-25

RPI 26-50

W-L RECORDS

RPI 51-100

RPI 101-150

RPI 150+

9- 2

0- 2

2- 0

OVERALL

1- 0

1- 0

5- 0

7- 2

0- 2

1- 0

HOME

1- 0

1- 0

4- 0

2- 0

0- 0

1- 0

AWAY

0- 0

0- 0

1- 0

0- 0

0- 0

0- 0

NEUTRAL

0- 0

0- 0

0- 0

9- 2

0- 2

2- 0

NON-CONFERENCE

1- 0

1- 0

5- 0

7- 2

0- 2

1- 0

HOME

1- 0

1- 0

4- 0

2- 0

0- 0

1- 0

AWAY

0- 0

0- 0

1- 0

0- 0

0- 0

0- 0

NEUTRAL

0- 0

0- 0

0- 0

0- 0

0- 0

0- 0

CONFERENCE

0- 0

0- 0

0- 0

0- 0

0- 0

0- 0

HOME

0- 0

0- 0

0- 0

0- 0

0- 0

0- 0

AWAY

0- 0

0- 0

0- 0

0- 0

0- 0

0- 0

NEUTRAL

0- 0

0- 0

0- 0

RPI 1-25

Team's RPI: 22

RPI 26-50

RPI 51-100

RPI 101+

RPI	S	Opponent	Score
10	H	Oregon	68 83
15	H	West Virginia	56 70

RPI	S	Opponent	Score
27	H	Houston	83 65
31	A	Southern California	75 74

RPI	S	Opponent	Score
70	H	TCU	71 58

RPI	S	Opponent	Score
123	H	Central Ark.	72 61
176	H	Rice	82 76
187	H	Louisiana	83 62
188	H	Little Rock	66 49
230	A	Texas Tech	90 56
288	H	Prairie View	98 70

LAST 12 Division I GAMES:

31	A	Southern California	75 74	176	H	Rice	82 76
123	H	Central Ark.	72 61	288	H	Prairie View	98 70
70	H	TCU	71 58	230	A	Texas Tech	90 56
15	H	West Virginia	56 70	188	H	Little Rock	66 49
27	H	Houston	83 65	10	H	Oregon	68 83
				187	H	Louisiana	83 62

Non-Div I Games:

Texas A&amp;M

Loss, 
 Non-Conf, S Site, 
 H Home
A Away 
 N Neutral



Average RPI Win: 213  
Average RPI Loss: 103

WON-LOST  
RECORD

WINNING  
PCT. RANK

LAST 10  
GAMES

STRENGTH OF  
SCHEDULE

OPP. STRENGTH  
OF SCHEDULE

TEAM  
RPI

ADJ.  
RPI

CONF.  
RPI

ADJ CONF.  
RPI

DIV. I ONLY  
DIV. I NON-CONF.

3- 4  
3- 4

206  
206

0- 0  
0- 0

175  
175

65  
65

148  
148

148  
148

31  
31

31  
31

TOTALS

RPI 1-25

RPI 26-50

W-L RECORDS

RPI 51-100

RPI 101-150

RPI 150+

3- 4

0- 0

0- 0

OVERALL

0- 2

0- 2

3- 0

0- 1

0- 0

0- 0

HOME

0- 0

0- 1

0- 0

1- 3

0- 0

0- 0

AWAY

0- 2

0- 1

1- 0

2- 0

0- 0

0- 0

NEUTRAL

0- 0

0- 0

2- 0

3- 4

0- 0

0- 0

NON-CONFERENCE

0- 2

0- 2

3- 0

0- 1

0- 0

0- 0

HOME

0- 0

0- 1

0- 0

1- 3

0- 0

0- 0

AWAY

0- 2

0- 1

1- 0

2- 0

0- 0

0- 0

NEUTRAL

0- 0

0- 0

2- 0

0- 0

0- 0

0- 0

CONFERENCE

0- 0

0- 0

0- 0

0- 0

0- 0

0- 0

HOME

0- 0

0- 0

0- 0

0- 0

0- 0

0- 0

AWAY

0- 0

0- 0

0- 0

0- 0

0- 0

0- 0

NEUTRAL

0- 0

0- 0

0- 0

RPI 1-25

RPI 26-50

RPI 51-100

RPI 101+

Team's RPI: 148

RPI S Opponent Score

RPI S Opponent Score

RPI S Opponent Score

RPI S Opponent Score

53 A Kansas 37 72  
90 A Wake Forest 56 73

130 A UTEP 55 65  
138 H Texas St. 56 70  
186 N New Mexico St. 66 50  
204 N Northwestern St. 56 43  
249 A Sam Houston St. 77 58

LAST 12 Division I GAMES:

204 N Northwestern St. 56 43  
249 A Sam Houston St. 77 58  
130 A UTEP 55 65  
186 N New Mexico St. 66 50  
138 H Texas St. 56 70

53 A Kansas 37 72  
90 A Wake Forest 56 73

Non-Div I Games: Wiley

74 36

Paul Quinn

85 59

Texas Southern

Loss, Non-Conf, S Site, H Home A Away N Neutral

Average RPI	Win:	243	WON-LOST	WINNING	LAST 10	STRENGTH OF	OPP. STRENGTH	TEAM	ADJ.	CONF.	ADJ CONF.
Average RPI	Loss:	49	RECORD	PCT. RANK	GAMES	SCHEDULE	OF SCHEDULE	RPI	RPI	RPI	RPI
DIV. I ONLY		7- 2		51	7- 2	322	31	138	138	21	21
DIV. I NON-CONF.		7- 2		51	7- 2	322	31	138	138	21	21
<hr/>											
TOTALS	RPI 1-25		RPI 26-50		W-L RECORDS	RPI 51-100		RPI 101-150		RPI 150+	
7- 2	0- 0		0- 1		OVERALL	0- 1		1- 0		6- 0	
3- 1	0- 0		0- 1		HOME	0- 0		0- 0		3- 0	
4- 1	0- 0		0- 0		AWAY	0- 0		1- 0		3- 0	
0- 0	0- 0		0- 0		NEUTRAL	0- 0		0- 0		0- 0	
7- 2	0- 0		0- 1		NON-CONFERENCE	0- 1		1- 0		6- 0	
3- 1	0- 0		0- 1		HOME	0- 0		0- 0		3- 0	
4- 1	0- 0		0- 0		AWAY	0- 1		1- 0		3- 0	
0- 0	0- 0		0- 0		NEUTRAL	0- 0		0- 0		0- 0	
0- 0	0- 0		0- 0		CONFERENCE	0- 0		0- 0		0- 0	
0- 0	0- 0		0- 0		HOME	0- 0		0- 0		0- 0	
0- 0	0- 0		0- 0		AWAY	0- 0		0- 0		0- 0	
0- 0	0- 0		0- 0		NEUTRAL	0- 0		0- 0		0- 0	

RPI 1-25				RPI 26-50				RPI 51-100				RPI 101+ Team' s RPI : 138			
RPI	S	Opponent	Score	RPI	S	Opponent	Score	RPI	S	Opponent	Score	RPI	S	Opponent	Score
				27	H	Houston	67 72	70	A	TCU	58 82	148	A	Texas Southern	70 56
												230	A	Texas Tech	87 70
												249	A	Sam Houston St.	73 41
												255	H	UTSA	91 38
												263	A	Incarnate Word	74 33
												270	H	Fresno St.	76 59
												288	H	Prai rie Vi ew	84 57
LAST 12 Di vi si on I GAMES:															
270	H	Fresno St.	76 59	249	A	Sam Houston St.	73 41								
148	A	Texas Southern	70 56	255	H	UTSA	91 38								
70	A	TCU	58 82	288	H	Prai rie Vi ew	84 57								
263	A	Incarnate Word	74 33	27	H	Houston	67 72								
230	A	Texas Tech	87 70												

Non-Div I Games:

Texas St.

Average RPI	Win:	284	WON-LOST	WINNING	LAST 10	STRENGTH OF	OPP. STRENGTH	TEAM	ADJ.	CONF.	ADJ CONF.
Average RPI	Loss:	54	RECORD	PCT. RANK	GAMES	SCHEDULE	OF SCHEDULE	RPI	RPI	RPI	RPI
DIV. I ONLY		5- 5		158	5- 5	206	132	230	230	5	5
DIV. I NON-CONF.		5- 5		158	5- 5	206	132	230	230	5	5
-----											
TOTALS	RPI 1-25		RPI 26-50		W-L RECORDS	RPI 51-100		RPI 101-150		RPI 150+	
5- 5	0- 2		0- 1		OVERALL	0- 1		0- 1		5- 0	
5- 3	0- 1		0- 0		HOME	0- 1		0- 1		5- 0	
0- 2	0- 1		0- 1		AWAY	0- 0		0- 0		0- 0	
0- 0	0- 0		0- 0		NEUTRAL	0- 0		0- 0		0- 0	
5- 5	0- 2		0- 1		NON-CONFERENCE	0- 1		0- 1		5- 0	
5- 3	0- 1		0- 0		HOME	0- 1		0- 1		5- 0	
0- 2	0- 1		0- 1		AWAY	0- 0		0- 0		0- 0	
0- 0	0- 0		0- 0		NEUTRAL	0- 0		0- 0		0- 0	
0- 0	0- 0		0- 0		CONFERENCE	0- 0		0- 0		0- 0	
0- 0	0- 0		0- 0		HOME	0- 0		0- 0		0- 0	
0- 0	0- 0		0- 0		AWAY	0- 0		0- 0		0- 0	
0- 0	0- 0		0- 0		NEUTRAL	0- 0		0- 0		0- 0	

RPI 1-25				RPI 26-50				RPI 51-100				RPI 101+ Team's RPI: 230			
RPI	S	Opponent	Score	RPI	S	Opponent	Score	RPI	S	Opponent	Score	RPI	S	Opponent	Score
13	A	New Mexico	56 90	27	A	Houston	75 79	68	H	LSU	40 48	138	H	Texas St.	70 87
22	H	Texas A&M	56 90									200	H	UTRGV	80 64
												264	H	Ark. -Pi ne Bl uff	74 47
												288	H	Prai ri e Vi ew	89 60
												326	H	Fl ori da A&M	82 63
												340	H	UMass Lowel l	93 65
-----															
LAST 12 Di vi si on I GAMES:															
200	H	UTRGV	80 64	288	H	Prai ri e Vi ew	89 60	13	A	New Mexico	56 90				
264	H	Ark. -Pi ne Bl uff	74 47					27	A	Houston	75 79				
326	H	Fl ori da A&M	82 63					68	H	LSU	40 48				
138	H	Texas St.	70 87					22	H	Texas A&M	56 90				
								340	H	UMass Lowel l	93 65				

Non-Di v I Games:

Texas Tech

Average RPI Win:	174	WON-LOST	WINNING	LAST 10	STRENGTH OF	OPP. STRENGTH	TEAM	ADJ.	CONF.	ADJ CONF.
Average RPI Loss:	43	RECORD	PCT. RANK	GAMES	SCHEDULE	OF SCHEDULE	RPI	RPI	RPI	RPI
DIV. I ONLY	7- 3	77	1- 1	66	100	46	46	8	8	
DIV. I NON-CONF.	7- 3	77	1- 1	66	100	46	46	8	8	
-----										
TOTALS	RPI 1-25	RPI 26-50	W-L RECORDS	RPI 51-100	RPI 101-150	RPI 150+				
7- 3	0- 1	0- 1	OVERALL	2- 1	0- 0	5- 0				
5- 0	0- 0	0- 0	HOME	2- 0	0- 0	3- 0				
2- 2	0- 1	0- 0	AWAY	0- 1	0- 0	2- 0				
0- 1	0- 0	0- 1	NEUTRAL	0- 0	0- 0	0- 0				
7- 3	0- 1	0- 1	NON-CONFERENCE	2- 1	0- 0	5- 0				
5- 0	0- 0	0- 0	HOME	2- 0	0- 0	3- 0				
2- 2	0- 1	0- 0	AWAY	0- 1	0- 0	2- 0				
0- 1	0- 0	0- 1	NEUTRAL	0- 0	0- 0	0- 0				
0- 0	0- 0	0- 0	CONFERENCE	0- 0	0- 0	0- 0				
0- 0	0- 0	0- 0	HOME	0- 0	0- 0	0- 0				
0- 0	0- 0	0- 0	AWAY	0- 0	0- 0	0- 0				
0- 0	0- 0	0- 0	NEUTRAL	0- 0	0- 0	0- 0				

RPI	S	Opponent	Score	RPI	S	Opponent	Score	Team's RPI: 46	RPI	S	Opponent	Score	RPI	S	Opponent	Score
6	A	Louisville	55 90	34	N	Western Ky.	56 70		76	H	Maine	65 64	157	H	Cleveland St.	65 56
									79	H	Dayton	68 50	187	H	Louisiana	79 55
									89	A	Duquesne	54 73	199	A	St. Bonaventure	58 39
													216	H	Saint Francis (PA)	74 66
													307	A	Iona	74 57
-----																
LAST 12 Division I GAMES:																
187	H	Louisiana	79 55	157	H	Cleveland St.	65 56		89	A	Duquesne	54 73				
6	A	Louisville	55 90						199	A	St. Bonaventure	58 39				
34	N	Western Ky.	56 70						76	H	Maine	65 64				
216	H	Saint Francis (PA)	74 66						307	A	Iona	74 57				
									79	H	Dayton	68 50				

Non-Div I Games:

Toledo

Average RPI Win: 274  
Average RPI Loss: 187

DIV. I ONLY	4- 5	195	4- 5	340	156	302	302	10	10
DIV. I NON-CONF.	4- 5	195	4- 5	340	156	302	302	10	10
TOTALS	RPI 1-25	RPI 26-50	W-L RECORDS	RPI 51-100	RPI 101-150	RPI 150+			
4- 5	0- 0	0- 0	OVERALL	0- 0	0- 2	4- 3			
3- 2	0- 0	0- 0	HOME	0- 0	0- 1	3- 1			
1- 3	0- 0	0- 0	AWAY	0- 0	0- 1	1- 2			
0- 0	0- 0	0- 0	NEUTRAL	0- 0	0- 0	0- 0			
4- 5	0- 0	0- 0	NON-CONFERENCE	0- 0	0- 2	4- 3			
3- 2	0- 0	0- 0	HOME	0- 0	0- 1	3- 1			
1- 3	0- 0	0- 0	AWAY	0- 0	0- 1	1- 2			
0- 0	0- 0	0- 0	NEUTRAL	0- 0	0- 0	0- 0			
0- 0	0- 0	0- 0	CONFERENCE	0- 0	0- 0	0- 0			
0- 0	0- 0	0- 0	HOME	0- 0	0- 0	0- 0			
0- 0	0- 0	0- 0	AWAY	0- 0	0- 0	0- 0			
0- 0	0- 0	0- 0	NEUTRAL	0- 0	0- 0	0- 0			

RPI 1-25				RPI 26-50				RPI 51-100				RPI 101+				Team's RPI: 302	
RPI	S	Opponent	Score	RPI	S	Opponent	Score	RPI	S	Opponent	Score	RPI	S	Opponent	Score		
												111	H	George Washington	43	66	
												136	A	Pittsburgh	63	81	
												152	H	Colgate	61	65	
												185	H	Saint Joseph's	90	66	
												262	A	Massachusetts	49	72	
												276	A	Norfolk St.	76	86	
												281	A	Loyola Maryl and	76	67	
												291	H	Wagner	64	42	
												337	H	UMBC	95	64	
LAST 12 Division I GAMES:																	
				276	A	Norfolk St.	76	86	337	H	UMBC	95	64				
				281	A	Loyola Maryl and	76	67	136	A	Pittsburgh	63	81				
				185	H	Saint Joseph's	90	66	111	H	George Washington	43	66				
				291	H	Wagner	64	42	262	A	Massachusetts	49	72				
				152	H	Colgate	61	65									

Towson

Average RPI	Win:	221	WON-LOST	WINNING	LAST 10	STRENGTH OF	OPP. STRENGTH	TEAM	ADJ.	CONF.	ADJ CONF.
Average RPI	Loss:	78	RECORD	PCT. RANK	GAMES	SCHEDULE	OF SCHEDULE	RPI	RPI	RPI	RPI
DIV. I ONLY		3- 4		206	3- 4	148	91	108	108	21	21
DIV. I NON-CONF.		3- 4		206	3- 4	148	91	108	108	21	21
<hr/>											
TOTALS	RPI 1-25		RPI 26-50		W-L RECORDS	RPI 51-100		RPI 101-150		RPI 150+	
3- 4	0- 1		0- 1		OVERALL	0- 0		1- 2		2- 0	
1- 0	0- 0		0- 0		HOME	0- 0		1- 0		0- 0	
2- 4	0- 1		0- 1		AWAY	0- 0		0- 2		2- 0	
0- 0	0- 0		0- 0		NEUTRAL	0- 0		0- 0		0- 0	
3- 4	0- 1		0- 1		NON-CONFERENCE	0- 0		1- 2		2- 0	
1- 0	0- 0		0- 0		HOME	0- 0		1- 0		0- 0	
2- 4	0- 1		0- 1		AWAY	0- 0		0- 2		2- 0	
0- 0	0- 0		0- 0		NEUTRAL	0- 0		0- 0		0- 0	
0- 0	0- 0		0- 0		CONFERENCE	0- 0		0- 0		0- 0	
0- 0	0- 0		0- 0		HOME	0- 0		0- 0		0- 0	
0- 0	0- 0		0- 0		AWAY	0- 0		0- 0		0- 0	
0- 0	0- 0		0- 0		NEUTRAL	0- 0		0- 0		0- 0	

RPI 1-25				RPI 26-50				RPI 51-100				RPI 101+ Team's RPI: 108			
RPI	S	Opponent	Score	RPI	S	Opponent	Score	RPI	S	Opponent	Score	RPI	S	Opponent	Score
18	A	Tennessee	69 131	50	A	Ole Miss	93 96					102	H	Jacksonville	89 88
												110	A	Samford	73 80
												133	A	Middle Tenn.	57 73
												266	A	Alabama St.	93 63
												295	A	Tennessee St.	95 66
<hr/>															
LAST 12 Division I GAMES:															
18	A	Tennessee	69 131	110	A	Samford	73 80								
102	H	Jacksonville	89 88	133	A	Middle Tenn.	57 73								
295	A	Tennessee St.	95 66												
50	A	Ole Miss	93 96												
266	A	Alabama St.	93 63												

Non-Div I Games: Montevallo 130 50 Stillman 89 62

Troy

T  
u  
l  
a  
n  
e

Tulane			Through Games Of Dec. 17, 2017									
Average RPI	Win:	191	WON-LOST RECORD	WINNING PCT. RANK	LAST 10 GAMES	STRENGTH OF SCHEDULE	OPP. STRENGTH OF SCHEDULE	TEAM RPI	ADJ. RPI	CONF. RPI	ADJ CONF. RPI	
Average RPI	Loss:	120										
DIV. I ONLY			6- 5	148	5- 5	146	161	131	131	7	7	
DIV. I NON-CONF.			6- 5	148	6- 5	146	161	131	131	7	7	
-----												
TOTALS		RPI 1-25	RPI 26-50		W-L RECORDS		RPI 51-100		RPI 101-150		RPI 150+	
6- 5		0- 0	0- 1		OVERALL		1- 2		2- 0		3- 2	
3- 1		0- 0	0- 0		HOME		0- 1		2- 0		1- 0	
2- 2		0- 0	0- 0		AWAY		1- 0		0- 0		1- 0	
1- 2		0- 0	0- 0		NEUTRAL		0- 1		0- 0		1- 1	
6- 5		0- 0	0- 1		NON-CONFERENCE		1- 2		2- 0		3- 2	
3- 1		0- 0	0- 0		HOME		0- 1		2- 0		1- 0	
2- 2		0- 0	0- 1		AWAY		1- 0		0- 0		1- 1	
1- 2		0- 0	0- 0		NEUTRAL		0- 1		0- 0		1- 1	
0- 0		0- 0	0- 0		CONFERENCE		0- 0		0- 0		0- 0	
0- 0		0- 0	0- 0		HOME		0- 0		0- 0		0- 0	
0- 0		0- 0	0- 0		AWAY		0- 0		0- 0		0- 0	
0- 0		0- 0	0- 0		NEUTRAL		0- 0		0- 0		0- 0	

T  
u  
l  
a  
n  
e

RPI 1-25				RPI 26-50				RPI 51-100				RPI 101+ Team's RPI: 131			
RPI	S	Opponent	Score	RPI	S	Opponent	Score	RPI	S	Opponent	Score	RPI	S	Opponent	Score
				32	A	NC State	55 79	68	H	LSU	50 73	133	H	Middle Tenn.	62 44
								76	A	Maine	42 34	144	H	Vanderbilt	71 59
								79	N	Dayton	65 71	174	A	Southern Miss.	58 66
												239	H	New Orleans	79 56
												247	N	Iowa St.	64 67
												252	N	San Diego St.	80 46
												303	A	McNeese	70 66
-----															
LAST 12 Division I GAMES:															
133	H	Middle Tenn.	62 44	68	H	LSU	50 73	239	H	New Orleans	79 56				
144	H	Vanderbilt	71 59	32	A	NC State	55 79	303	A	McNeese	70 66				
174	A	Southern Miss.	58 66	79	N	Dayton	65 71	252	N	San Diego St.	80 46				
76	A	Maine	42 34	247	N	Iowa St.	64 67								

Non-Div I Games:

Tulane

Tulsa

Average RPI Win: 239

Average RPI Loss: 116

WON-LOST RECORD

WINNING PCT. RANK

LAST 10 GAMES

STRENGTH OF SCHEDULE

OPP. STRENGTH OF SCHEDULE

TEAM RPI

ADJ. RPI

CONF. RPI

ADJ CONF. RPI

DIV. I ONLY

DIV. I NON-CONF.

5- 5

5- 5

158

158

5- 4

5- 5

202

202

232

232

196

196

196

196

7

7

7

7

TOTALS

RPI 1-25

RPI 26-50

W-L RECORDS

RPI 51-100

RPI 101-150

RPI 150+

5- 5

0- 0

0- 0

OVERALL

0- 2

0- 2

5- 1

2- 3

0- 0

0- 0

HOME

0- 1

0- 1

2- 1

2- 2

0- 0

0- 0

AWAY

0- 1

0- 1

2- 0

1- 0

0- 0

0- 0

NEUTRAL

0- 0

0- 0

1- 0

5- 5

0- 0

0- 0

NON-CONFERENCE

0- 2

0- 2

5- 1

2- 3

0- 0

0- 0

HOME

0- 1

0- 1

2- 1

2- 2

0- 0

0- 0

AWAY

0- 1

0- 1

2- 0

1- 0

0- 0

0- 0

NEUTRAL

0- 0

0- 0

1- 0

0- 0

0- 0

0- 0

CONFERENCE

0- 0

0- 0

0- 0

0- 0

0- 0

0- 0

HOME

0- 0

0- 0

0- 0

0- 0

0- 0

0- 0

AWAY

0- 0

0- 0

0- 0

0- 0

0- 0

0- 0

NEUTRAL

0- 0

0- 0

0- 0

RPI 1-25

RPI 26-50

RPI 51-100

RPI 101+

Team's RPI: 196

RPI S Opponent Score

RPI S Opponent Score

RPI S Opponent Score

RPI S Opponent Score

57 A Arkansas 41 67

58 H Bel mont 65 90

119 A North Texas 43 66

120 H American 67 72

188 A Little Rock 74 61

189 A South Dakota 64 61

226 H Oral Roberts 41 53

251 N Binghamton 60 55

264 H Ark. -Pi ne Bl uff 87 37

301 H UMKC 76 52

LAST 12 Di vi si on I GAMES:

189 A South Dakota 64 61

57 A Arkansas 41 67

58 H Bel mont 65 90

120 H Ameri can 67 72

264 H Ark. -Pi ne Bl uff 87 37

119 A North Texas 43 66

226 H Oral Roberts 41 53

251 N Binghamton 60 55

301 H UMKC 76 52

188 A Li ttle Rock 74 61

Non-Di v I Games:

Al as. Anchorage 53 59

Tul sa

Loss, Non-Conf, S Site, H Home A Away N Neutral

Page 296

Non-Div I Games: Alas. Anchorage 53 59

Tulsa



Average RPI Win:	218	WON-LOST	WINNING	LAST 10	STRENGTH OF	OPP. STRENGTH	TEAM	ADJ.	CONF.	ADJ CONF.
Average RPI Loss:	161	RECORD	PCT. RANK	GAMES	SCHEDULE	OF SCHEDULE	RPI	RPI	RPI	RPI
DIV. I ONLY	7- 2	51	7- 2	337	80	177	177	17	17	
DIV. I NON-CONF.	7- 2	51	7- 2	337	80	177	177	17	17	
-----										
TOTALS	RPI 1-25	RPI 26-50	W-L RECORDS	RPI 51-100	RPI 101-150	RPI 150+				
7- 2	0- 0	0- 0	OVERALL	0- 1	2- 0	5- 1				
4- 0	0- 0	0- 0	HOME	0- 0	1- 0	3- 0				
2- 1	0- 0	0- 0	AWAY	0- 0	1- 0	1- 1				
1- 1	0- 0	0- 0	NEUTRAL	0- 1	0- 0	1- 0				
7- 2	0- 0	0- 0	NON-CONFERENCE	0- 1	2- 0	5- 1				
4- 0	0- 0	0- 0	HOME	0- 0	1- 0	3- 0				
2- 1	0- 0	0- 0	AWAY	0- 0	1- 0	1- 1				
1- 1	0- 0	0- 0	NEUTRAL	0- 1	0- 0	1- 0				
0- 0	0- 0	0- 0	CONFERENCE	0- 0	0- 0	0- 0				
0- 0	0- 0	0- 0	HOME	0- 0	0- 0	0- 0				
0- 0	0- 0	0- 0	AWAY	0- 0	0- 0	0- 0				
0- 0	0- 0	0- 0	NEUTRAL	0- 0	0- 0	0- 0				

RPI 1-25				RPI 26-50				RPI 51-100				RPI 101+				Team's RPI: 177
RPI	S	Opponent	Score	RPI	S	Opponent	Score	RPI	S	Opponent	Score	RPI	S	Opponent	Score	
								84	N	Indiana	63 71	101	A	High Point	77 61	
												110	H	Samford	77 53	
												201	H	Southern Ill.	76 66	
												238	A	Memphis	62 64	
												241	H	Alabama A&M	85 58	
												269	A	Appalachian St.	70 59	
												279	N	UC Santa Barbara	67 54	
												324	H	Mississippi Val.	87 72	
LAST 12 Division I GAMES:																
241	H	Alabama A&M	85 58	269	A	Appalachian St.	70 59									
238	A	Memphis	62 64	279	N	UC Santa Barbara	67 54									
110	H	Samford	77 53	84	N	Indiana	63 71									
101	A	High Point	77 61	201	H	Southern Ill.	76 66									
				324	H	Mississippi Val.	87 72									

Non-Div I Games: Miles 85 42

UAB

U  
C  
D  
a  
v  
i  
s

UC Davis										Through Games Of Dec. 17, 2017										
Average RPI Win: 167			WON-LOST RECORD		WINNING PCT. RANK		LAST 10 GAMES		STRENGTH OF SCHEDULE		OPP. STRENGTH OF SCHEDULE		TEAM RPI		ADJ. RPI		CONF. RPI		ADJ CONF. RPI	
Average RPI Loss: 36																				
DIV. I ONLY			9- 1		15		9- 1		230		30		59		59		23		23	
DIV. I NON-CONF.			9- 1		15		9- 1		230		30		59		59		23		23	
TOTALS			RPI 1-25		RPI 26-50		W-L RECORDS		RPI 51-100		RPI 101-150		RPI 150+							
9- 1			0- 0		0- 1		OVERALL		2- 0		1- 0		6- 0							
5- 1			0- 0		0- 1		HOME		1- 0		1- 0		3- 0							
4- 0			0- 0		0- 0		AWAY		1- 0		0- 0		3- 0							
0- 0			0- 0		0- 0		NEUTRAL		0- 0		0- 0		0- 0							
9- 1			0- 0		0- 1		NON-CONFERENCE		2- 0		1- 0		6- 0							
5- 1			0- 0		0- 1		HOME		1- 0		1- 0		3- 0							
4- 0			0- 0		0- 0		AWAY		1- 0		0- 0		3- 0							
0- 0			0- 0		0- 0		NEUTRAL		0- 0		0- 0		0- 0							
0- 0			0- 0		0- 0		CONFERENCE		0- 0		0- 0		0- 0							
0- 0			0- 0		0- 0		HOME		0- 0		0- 0		0- 0							
0- 0			0- 0		0- 0		AWAY		0- 0		0- 0		0- 0							
0- 0			0- 0		0- 0		NEUTRAL		0- 0		0- 0		0- 0							
RPI 1-25										Team's RPI: 59										
RPI	S	Opponent	Score		RPI	S	Opponent	Score		RPI	S	Opponent	Score		RPI	S	Opponent	Score		
					36	H	UCF	55	62	60	H	Washington St.	91	76	145	H	Portland St.	79	67	
										66	A	Saint Mary's (CA)	74	50	168	A	Seattle U	79	53	
															169	H	Pepperdine	69	64	
															178	H	San Francisco	72	55	
															184	H	Sacramento St.	79	72	
															193	A	Pacific	90	58	
															338	A	Southern Utah	85	59	
LAST 12 Division I GAMES:																				
					66	A	Saint Mary's (CA)	74	50	36	H	UCF	55	62	145	H	Portland St.	79	67	
					178	H	San Francisco	72	55						169	H	Pepperdine	69	64	
					184	H	Sacramento St.	79	72	60	H	Washington St.	91	76						
					168	A	Seattle U	79	53											
					338	A	Southern Utah	85	59											
					193	A	Pacific	90	58											

U  
C  
D  
a  
v  
i  
s

Non-Div I Games:

UC Davis

UC Irvine				Through Games Of Dec. 17, 2017								
Average RPI	Win:	284	WON-LOST	WINNING	LAST 10	STRENGTH OF		OPP. STRENGTH	TEAM	ADJ.	CONF.	ADJ CONF.
Average RPI	Loss:	125	RECORD	PCT. RANK	GAMES	SCHEDULE		OF SCHEDULE	RPI	RPI	RPI	RPI
DIV. I ONLY			5- 6	190	4- 6	247		240	234	234	23	23
DIV. I NON-CONF.			5- 6	190	5- 6	247		240	234	234	23	23
-----												
TOTALS		RPI 1-25	RPI 26-50		W-L RECORDS		RPI 51-100		RPI 101-150		RPI 150+	
5- 6	0- 1	0- 0		OVERALL		0- 1		0- 3		5- 1		
3- 2	0- 0	0- 0		HOME		0- 1		0- 1		3- 0		
2- 2	0- 1	0- 0		AWAY		0- 0		0- 1		2- 0		
0- 2	0- 0	0- 0		NEUTRAL		0- 0		0- 1		0- 1		
5- 6	0- 1	0- 0		NON-CONFERENCE		0- 1		0- 3		5- 1		
3- 2	0- 0	0- 0		HOME		0- 1		0- 1		3- 0		
2- 2	0- 1	0- 0		AWAY		0- 0		0- 1		2- 0		
0- 2	0- 0	0- 0		NEUTRAL		0- 0		0- 1		0- 1		
0- 0	0- 0	0- 0		CONFERENCE		0- 0		0- 0		0- 0		
0- 0	0- 0	0- 0		HOME		0- 0		0- 0		0- 0		
0- 0	0- 0	0- 0		AWAY		0- 0		0- 0		0- 0		
0- 0	0- 0	0- 0		NEUTRAL		0- 0		0- 0		0- 0		

RPI 1-25				RPI 26-50				RPI 51-100				RPI 101+ Team's RPI: 234			
RPI	S	Opponent	Score	RPI	S	Opponent	Score	RPI	S	Opponent	Score	RPI	S	Opponent	Score
13	A	New Mexico	61 83					88	H	Idaho St.	72 78	132	N	Illinois	59 65
												142	A	UNLV	54 73
												145	H	Portland St.	72 82
												169	H	Pepperdine	75 74
												228	N	Wichita St.	53 76
												252	A	San Diego St.	67 65
												327	H	Portland	63 52
												336	H	Utah St.	87 84
												338	A	Southern Utah	71 64
LAST 12 Division I GAMES:															
169	H	Pepperdine	75 74	145	H	Portland St.	72 82								
228	N	Wichita St.	53 76	252	A	San Diego St.	67 65								
13	A	New Mexico	61 83	338	A	Southern Utah	71 64								
132	N	Illinois	59 65	142	A	UNLV	54 73								
88	H	Idaho St.	72 78	336	H	Utah St.	87 84								
327	H	Portland	63 52												

Non-Div I Games:

UC Riverside			Through Games Of Dec. 17, 2017									
Average RPI Win:	241	WON-LOST	WINNING	LAST 10	STRENGTH OF		OPP. STRENGTH	TEAM	ADJ.	CONF.	ADJ CONF.	
Average RPI Loss:	115	RECORD	PCT. RANK	GAMES	SCHEDULE		OF SCHEDULE	RPI	RPI	RPI	RPI	
DIV. I ONLY		3- 8	260	3- 7	143		128	221	221	23	23	
DIV. I NON-CONF.		3- 8	260	3- 8	143		128	221	221	23	23	
-----												
TOTALS		RPI 1-25	RPI 26-50		W-L RECORDS		RPI 51-100	RPI 101-150		RPI 150+		
3- 8		0- 2	0- 2		OVERALL		0- 0	1- 0		2- 4		
1- 2		0- 0	0- 1		HOME		0- 0	0- 0		1- 1		
1- 4		0- 2	0- 1		AWAY		0- 0	0- 0		1- 1		
1- 2		0- 0	0- 0		NEUTRAL		0- 0	1- 0		0- 2		
3- 8		0- 2	0- 2		NON-CONFERENCE		0- 0	1- 0		2- 4		
1- 2		0- 0	0- 1		HOME		0- 0	0- 0		1- 1		
1- 4		0- 2	0- 1		AWAY		0- 0	0- 0		1- 1		
1- 2		0- 0	0- 0		NEUTRAL		0- 0	1- 0		0- 2		
0- 0		0- 0	0- 0		CONFERENCE		0- 0	0- 0		0- 0		
0- 0		0- 0	0- 0		HOME		0- 0	0- 0		0- 0		
0- 0		0- 0	0- 0		AWAY		0- 0	0- 0		0- 0		
0- 0		0- 0	0- 0		NEUTRAL		0- 0	0- 0		0- 0		

RPI 1-25				RPI 26-50				RPI 51-100				RPI 101+ Team's RPI: 221			
RPI	S	Opponent	Score	RPI	S	Opponent	Score	RPI	S	Opponent	Score	RPI	S	Opponent	Score
20	A	UCLA	48 68	31	H	Southern Cal i forn i a	46 64					142	N	UNLV	95 88
25	A	Stanford	43 53	48	A	Ari zona St.	48 73					151	H	Loyol a Marymount	59 67
												184	N	Sacramento St.	72 99
												212	N	SMU	51 73
												247	A	Iowa St.	66 89
												270	A	Fresno St.	68 56
												311	H	CSU Bakersfi el d	68 65
LAST 12 Division I GAMES:															
20	A	UCLA	48 68	247	A	Iowa St.	66 89								
184	N	Sacramento St.	72 99	311	H	CSU Bakersfi el d	68 65								
212	N	SMU	51 73	48	A	Ari zona St.	48 73								
270	A	Fresno St.	68 56	142	N	UNLV	95 88								
25	A	Stanford	43 53	151	H	Loyol a Marymount	59 67								
31	H	Southern Cal i forn i a	46 64												

Non-Di v I Games:

UC Santa Barbara				Through Games Of Dec. 17, 2017							
Average RPI	Win:	342	WON-LOST	WINNING	LAST 10	STRENGTH OF	OPP. STRENGTH	TEAM	ADJ.	CONF.	ADJ CONF.
Average RPI	Loss:	154	RECORD	PCT. RANK	GAMES	SCHEDULE	OF SCHEDULE	RPI	RPI	RPI	RPI
DIV. I ONLY			1- 8	314	1- 8	120	291	279	279	23	23
DIV. I NON-CONF.			1- 8	314	1- 8	120	291	279	279	23	23
-----											
TOTALS		RPI 1-25		RPI 26-50		W-L RECORDS		RPI 51-100	RPI 101-150		RPI 150+
1- 8		0- 1		0- 0		OVERALL		0- 1	0- 2		1- 4
0- 3		0- 0		0- 0		HOME		0- 0	0- 1		0- 2
1- 4		0- 1		0- 0		AWAY		0- 1	0- 1		1- 1
0- 1		0- 0		0- 0		NEUTRAL		0- 0	0- 0		0- 1
1- 8		0- 1		0- 0		NON-CONFERENCE		0- 1	0- 2		1- 4
0- 3		0- 0		0- 0		HOME		0- 0	0- 1		0- 2
1- 4		0- 1		0- 0		AWAY		0- 1	0- 1		1- 1
0- 1		0- 0		0- 0		NEUTRAL		0- 0	0- 0		0- 1
0- 0		0- 0		0- 0		CONFERENCE		0- 0	0- 0		0- 0
0- 0		0- 0		0- 0		HOME		0- 0	0- 0		0- 0
0- 0		0- 0		0- 0		AWAY		0- 0	0- 0		0- 0
0- 0		0- 0		0- 0		NEUTRAL		0- 0	0- 0		0- 0

RPI 1-25				RPI 26-50				RPI 51-100				RPI 101+ Team's RPI: 279			
RPI	S	Opponent	Score	RPI	S	Opponent	Score	RPI	S	Opponent	Score	RPI	S	Opponent	Score
20	A	UCLA	44 74					66	A	Saint Mary's (CA)	59 89	137	A	Oregon St.	49 74
												147	H	San Diego	58 71
												168	H	Seattle U	71 77
												177	N	UAB	54 67
												248	A	Santa Clara	63 68
												270	H	Fresno St.	57 64
												342	A	Northern Ari z.	96 93
-----															
LAST 12 Division I GAMES:															
				66	A	Saint Mary's (CA)	59 89	137	A	Oregon St.	49 74				
				168	H	Seattle U	71 77	20	A	UCLA	44 74				
				248	A	Santa Clara	63 68	270	H	Fresno St.	57 64				
				342	A	Northern Ari z.	96 93	147	H	San Diego	58 71				
								177	N	UAB	54 67				

Non-Div I Games:

Average RPI	Win:	140	WON-LOST	WINNING	LAST 10	STRENGTH OF	OPP. STRENGTH	TEAM	ADJ.	CONF.	ADJ CONF.
Average RPI	Loss:	79	RECORD	PCT. RANK	GAMES	SCHEDULE	OF SCHEDULE	RPI	RPI	RPI	RPI
DIV. I ONLY		7- 4		107	7- 3	22	171	36	36	7	7
DIV. I NON-CONF.		7- 4		107	7- 4	22	171	36	36	7	7
<hr/>											
TOTALS	RPI 1-25		RPI 26-50		W-L RECORDS	RPI 51-100		RPI 101-150		RPI 150+	
7- 4	0- 0		0- 1		OVERALL	3- 2		2- 1		2- 0	
3- 2	0- 0		0- 0		HOME	0- 2		2- 0		1- 0	
4- 2	0- 0		0- 1		AWAY	3- 0		0- 1		1- 0	
0- 0	0- 0		0- 0		NEUTRAL	0- 0		0- 0		0- 0	
7- 4	0- 0		0- 1		NON-CONFERENCE	3- 2		2- 1		2- 0	
3- 2	0- 0		0- 0		HOME	0- 2		2- 0		1- 0	
4- 2	0- 0		0- 1		AWAY	3- 0		0- 1		1- 0	
0- 0	0- 0		0- 0		NEUTRAL	0- 0		0- 0		0- 0	
0- 0	0- 0		0- 0		CONFERENCE	0- 0		0- 0		0- 0	
0- 0	0- 0		0- 0		HOME	0- 0		0- 0		0- 0	
0- 0	0- 0		0- 0		AWAY	0- 0		0- 0		0- 0	
0- 0	0- 0		0- 0		NEUTRAL	0- 0		0- 0		0- 0	

RPI 1-25				RPI 26-50				Team's RPI: 36				RPI 51-100				RPI 101+			
RPI	S	Opponent	Score	RPI	S	Opponent	Score	RPI	S	Opponent	Score	RPI	S	Opponent	Score	RPI	S	Opponent	Score
				45	A	Virginia Tech	69 86					59	A	UC Davis	62 55	110	A	Samford	51 58
												62	H	Elon	57 71	112	H	IUPUI	63 59
												63	A	Chattanooga	58 57	150	H	UNI	53 43
												93	A	Gardner-Webb	65 30	195	A	Boston U.	47 32
												98	H	Mercer	64 73	309	H	Ga. Southern	62 38
LAST 12 Division I GAMES:																			
				59	A	UC Davis	62 55	309	H	Ga. Southern	62 38								
				195	A	Boston U.	47 32	110	A	Samford	51 58								
				93	A	Gardner-Webb	65 30	150	H	UNI	53 43								
				63	A	Chattanooga	58 57	112	H	IUPUI	63 59								
				98	H	Mercer	64 73	62	H	Elon	57 71								
								45	A	Virginia Tech	69 86								

Non-Div I Games:

UCF

Average RPI Win: 150  
Average RPI Loss: 31

WON-LOST  
RECORD

WINNING  
PCT. RANK

LAST 10  
GAMES

STRENGTH OF  
SCHEDULE

OPP. STRENGTH  
OF SCHEDULE

TEAM  
RPI

ADJ.  
RPI

CONF.  
RPI

ADJ CONF.  
RPI

DIV. I ONLY	8- 2	43	8- 2	46	16	20	20	4	4
DIV. I NON-CONF.	8- 2	43	8- 2	46	16	20	20	4	4
TOTALS	RPI 1-25	RPI 26-50	W-L RECORDS	RPI 51-100	RPI 101-150	RPI 150+			
8- 2	1- 1	1- 0	OVERALL	2- 1	0- 0	4- 0			
5- 1	0- 1	1- 0	HOME	0- 0	0- 0	4- 0			
1- 1	0- 0	0- 0	AWAY	1- 1	0- 0	0- 0			
2- 0	1- 0	0- 0	NEUTRAL	1- 0	0- 0	0- 0			
8- 2	1- 1	1- 0	NON-CONFERENCE	2- 1	0- 0	4- 0			
5- 1	0- 1	1- 0	HOME	0- 0	0- 0	4- 0			
1- 1	0- 0	0- 0	AWAY	1- 1	0- 0	0- 0			
2- 0	1- 0	0- 0	NEUTRAL	1- 0	0- 0	0- 0			
0- 0	0- 0	0- 0	CONFERENCE	0- 0	0- 0	0- 0			
0- 0	0- 0	0- 0	HOME	0- 0	0- 0	0- 0			
0- 0	0- 0	0- 0	AWAY	0- 0	0- 0	0- 0			
0- 0	0- 0	0- 0	NEUTRAL	0- 0	0- 0	0- 0			

RPI	S	Opponent	Score	RPI	S	Opponent	Score	RPI	S	Opponent	Score	RPI	S	Opponent	Score
1	H	UConn	60 78	30	H	Baylor	82 68	51	N	Creighton	72 63	221	H	UC Riverside	68 48
19	N	Kansas St.	64 55					61	A	Oklahoma St.	72 87	224	H	Presbyterian	76 40
								80	A	Seton Hall	77 68	279	H	UC Santa Barbara	74 44
												293	H	San Jose St.	129 69
LAST 12 Division I GAMES:															
80	A	Seton Hall	77 68	221	H	UC Riverside	68 48								
61	A	Oklahoma St.	72 87	51	N	Creighton	72 63								
279	H	UC Santa Barbara	74 44	19	N	Kansas St.	64 55								
293	H	San Jose St.	129 69	1	H	UConn	60 78								
				30	H	Baylor	82 68								
				224	H	Presbyterian	76 40								

Non-Div I Games:

UCLA

Average RPI Win:	42	WON-LOST	WINNING	LAST 10	STRENGTH OF	OPP. STRENGTH	TEAM	ADJ.	CONF.	ADJ CONF.
Average RPI Loss:	0	RECORD	PCT. RANK	GAMES	SCHEDULE	OF SCHEDULE	RPI	RPI	RPI	RPI
DIV. I ONLY	8- 0	1	8- 0	1	2	1	1	7	7	
DIV. I NON-CONF.	8- 0	1	8- 0	1	2	1	1	7	7	
-----										
TOTALS	RPI 1-25	RPI 26-50	W-L RECORDS	RPI 51-100	RPI 101-150	RPI 150+				
8- 0	4- 0	1- 0	OVERALL	2- 0	1- 0	0- 0				
3- 0	2- 0	1- 0	HOME	0- 0	0- 0	0- 0				
3- 0	1- 0	0- 0	AWAY	1- 0	1- 0	0- 0				
2- 0	1- 0	0- 0	NEUTRAL	1- 0	0- 0	0- 0				
8- 0	4- 0	1- 0	NON-CONFERENCE	2- 0	1- 0	0- 0				
3- 0	2- 0	1- 0	HOME	0- 0	0- 0	0- 0				
3- 0	1- 0	0- 0	AWAY	1- 0	1- 0	0- 0				
2- 0	1- 0	0- 0	NEUTRAL	1- 0	0- 0	0- 0				
0- 0	0- 0	0- 0	CONFERENCE	0- 0	0- 0	0- 0				
0- 0	0- 0	0- 0	HOME	0- 0	0- 0	0- 0				
0- 0	0- 0	0- 0	AWAY	0- 0	0- 0	0- 0				
0- 0	0- 0	0- 0	NEUTRAL	0- 0	0- 0	0- 0				

RPI	S	Opponent	Score	RPI	S	Opponent	Score	RPI	S	Opponent	Score	RPI	S	Opponent	Score
2	H	Notre Dame	80 71	42	H	Maryland	97 72	52	N	Michigan St.	96 62	107	A	Nevada	88 57
14	H	California	82 47					75	A	DePaul	103 69				
20	A	UCLA	78 60												
25	N	Stanford	78 53												
-----															
LAST 12 Division I GAMES:															
75	A	DePaul	103 69	42	H	Maryland	97 72	14	H	California	82 47	25	N	Stanford	78 53
2	H	Notre Dame	80 71												
107	A	Nevada	88 57												
52	N	Michigan St.	96 62												
20	A	UCLA	78 60												

Non-Div I Games:

UConn



U  
M  
B  
C

U  
M  
B  
C

Non-Div I Games:	Gettysburg	72	45
------------------	------------	----	----

UMES

U  
M  
E  
S

Page 306

UMKC				Average RPI Win: 0		WON-LOST RECORD		WINNING PCT. RANK		LAST 10 GAMES		STRENGTH OF SCHEDULE		OPP. STRENGTH OF SCHEDULE		TEAM RPI		ADJ. RPI		CONF. RPI		ADJ CONF. RPI	
Average RPI Loss: 182																							
DIV. I ONLY				0- 8		331		0- 8		75		319		301		301		30		30			
DIV. I NON-CONF.				0- 8		331		0- 8		75		319		301		301		30		30			
TOTALS				RPI 1-25		RPI 26-50		W-L RECORDS		RPI 51-100		RPI 101-150		RPI 150+									
0- 8				0- 0		0- 0		OVERALL		0- 2		0- 1		0- 5									
0- 1				0- 0		0- 0		HOME		0- 0		0- 0		0- 1									
0- 7				0- 0		0- 0		AWAY		0- 2		0- 1		0- 4									
0- 0				0- 0		0- 0		NEUTRAL		0- 0		0- 0		0- 0									
0- 8				0- 0		0- 0		NON-CONFERENCE		0- 2		0- 1		0- 5									
0- 1				0- 0		0- 0		HOME		0- 0		0- 0		0- 1									
0- 7				0- 0		0- 0		AWAY		0- 2		0- 1		0- 4									
0- 0				0- 0		0- 0		NEUTRAL		0- 0		0- 0		0- 0									
0- 0				0- 0		0- 0		CONFERENCE		0- 0		0- 0		0- 0									
0- 0				0- 0		0- 0		HOME		0- 0		0- 0		0- 0									
0- 0				0- 0		0- 0		AWAY		0- 0		0- 0		0- 0									
0- 0				0- 0		0- 0		NEUTRAL		0- 0		0- 0		0- 0									

RPI 1-25				RPI 26-50				RPI 51-100				RPI 101+ Team's RPI: 301			
RPI	S	Opponent	Score	RPI	S	Opponent	Score	RPI	S	Opponent	Score	RPI	S	Opponent	Score
								53	A	Kansas	48 63	135	A	Western Ill.	71 90
								92	A	Nebraska	60 80	196	A	Tulsa	52 76
												226	H	Oral Roberts	73 76
												228	A	Wichita St.	63 72
												247	A	Iowa St.	45 61
												278	A	Illinois St.	53 64
LAST 12 Division I GAMES:															
228	A	Wichita St.	63 72	196	A	Tulsa	52 76								
226	H	Oral Roberts	73 76	92	A	Nebraska	60 80								
53	A	Kansas	48 63	135	A	Western Ill.	71 90								
278	A	Illinois St.	53 64												
247	A	Iowa St.	45 61												

Non-Div I Games: Lincoln (MO) 98 41 Harris-Stowe 114 59

UMKC

Average RPI	Win: 231	WON-LOST RECORD	WINNING PCT. RANK	LAST 10 GAMES	STRENGTH OF SCHEDULE	OPP. STRENGTH OF SCHEDULE	TEAM RPI	ADJ. RPI	CONF. RPI	ADJ CONF. RPI
Average RPI	Loss: 256									
DIV. I ONLY	2- 8	284	2- 7	326	345	340	340	24	24	
DIV. I NON-CONF.	2- 8	284	2- 8	326	345	340	340	24	24	
-----										
TOTALS	RPI 1-25	RPI 26-50	W-L RECORDS	RPI 51-100	RPI 101-150	RPI 150+				
2- 8	0- 0	0- 0	OVERALL	0- 0	0- 0	2- 8				
1- 2	0- 0	0- 0	HOME	0- 0	0- 0	1- 2				
1- 6	0- 0	0- 0	AWAY	0- 0	0- 0	1- 6				
0- 0	0- 0	0- 0	NEUTRAL	0- 0	0- 0	0- 0				
2- 8	0- 0	0- 0	NON-CONFERENCE	0- 0	0- 0	2- 8				
1- 2	0- 0	0- 0	HOME	0- 0	0- 0	1- 2				
1- 6	0- 0	0- 0	AWAY	0- 0	0- 0	1- 6				
0- 0	0- 0	0- 0	NEUTRAL	0- 0	0- 0	0- 0				
0- 0	0- 0	0- 0	CONFERENCE	0- 0	0- 0	0- 0				
0- 0	0- 0	0- 0	HOME	0- 0	0- 0	0- 0				
0- 0	0- 0	0- 0	AWAY	0- 0	0- 0	0- 0				
0- 0	0- 0	0- 0	NEUTRAL	0- 0	0- 0	0- 0				

RPI 1-25				RPI 26-50				RPI 51-100				RPI 101+ Team's RPI: 340			
RPI	S	Opponent	Score	RPI	S	Opponent	Score	RPI	S	Opponent	Score	RPI	S	Opponent	Score
												152	A	Colgate	64 84
												162	H	Columbia	77 70
												210	A	Fairleigh Dickinson	51 60
												230	A	Texas Tech	65 93
												258	H	Holy Cross	56 84
												262	H	Massachusetts	63 73
												273	A	Fairfield	67 78
												300	A	Saint Peter's	66 60
												315	A	Rhode Island	64 81
												349	A	Longwood	82 84
LAST 12 Division I GAMES:															
				152	A	Colgate	64 84					262	H	Massachusetts	63 73
				273	A	Fairfield	67 78					210	A	Fairleigh Dickinson	51 60
				230	A	Texas Tech	65 93					300	A	Saint Peter's	66 60
				349	A	Longwood	82 84					315	A	Rhode Island	64 81
				162	H	Columbia	77 70								
				258	H	Holy Cross	56 84								

Non-Div I Games: Fisher 102 47

UMass Lowell

Average RPI Win:	304	WON-LOST	WINNING	LAST 10	STRENGTH OF	OPP. STRENGTH	TEAM	ADJ.	CONF.	ADJ CONF.
Average RPI Loss:	170	RECORD	PCT. RANK	GAMES	SCHEDULE	OF SCHEDULE	RPI	RPI	RPI	RPI

DIV. I ONLY	1- 7	307	1- 7	304	174	321	321	29	29
DIV. I NON-CONF.	1- 7	307	1- 7	304	174	321	321	29	29
TOTALS	RPI 1-25	RPI 26-50	W-L RECORDS	RPI 51-100	RPI 101-150	RPI 150+			
1- 7	0- 0	0- 1	OVERALL	0- 1	0- 1	1- 4			
0- 3	0- 0	0- 0	HOME	0- 1	0- 1	0- 1			
1- 4	0- 0	0- 1	AWAY	0- 0	0- 0	1- 3			
0- 0	0- 0	0- 0	NEUTRAL	0- 0	0- 0	0- 0			
1- 7	0- 0	0- 1	NON-CONFERENCE	0- 1	0- 1	1- 4			
0- 3	0- 0	0- 0	HOME	0- 1	0- 1	0- 1			
1- 4	0- 0	0- 1	AWAY	0- 0	0- 0	1- 3			
0- 0	0- 0	0- 0	NEUTRAL	0- 0	0- 0	0- 0			
0- 0	0- 0	0- 0	CONFERENCE	0- 0	0- 0	0- 0			
0- 0	0- 0	0- 0	HOME	0- 0	0- 0	0- 0			
0- 0	0- 0	0- 0	AWAY	0- 0	0- 0	0- 0			
0- 0	0- 0	0- 0	NEUTRAL	0- 0	0- 0	0- 0			

RPI 1-25	RPI 26-50	RPI 51-100	RPI 101+	Team's RPI: 321
RPI S Opponent Score	RPI S Opponent Score	RPI S Opponent Score	RPI S Opponent Score	
	32 A NC State 55 87	98 H Mercer 56 67	133 H Middle Tenn. 57 72	
			160 H Charlotte 47 51	
			190 A Davi dson 50 58	
			243 A Wofford 68 70	
			304 A USC Upstate 76 70	
			335 A Western Caro. 52 62	
LAST 12 Division I GAMES:				
	160 H Charlotte 47 51	304 A USC Upstate 76 70		
	32 A NC State 55 87	98 H Mercer 56 67		
	335 A Western Caro. 52 62	243 A Wofford 68 70		
		133 H Middle Tenn. 57 72		
		190 A Davi dson 50 58		

Non-Div I Games: Warren Wilson 100 53

UNC Asheville

Average RPI Win: 317  
Average RPI Loss: 207

WON-LOST  
RECORD

WINNING  
PCT. RANK

LAST 10  
GAMES

STRENGTH OF  
SCHEDULE

OPP. STRENGTH  
OF SCHEDULE

TEAM  
RPI

ADJ.  
RPI

CONF.  
RPI

ADJ CONF.  
RPI

DIV. I ONLY  
DIV. I NON-CONF.

2- 7  
2- 7

273  
273

2- 7  
2- 7

313  
313

306  
306

318  
318

318  
318

13  
13

13  
13

TOTALS

RPI 1-25

RPI 26-50

W-L RECORDS

RPI 51-100

RPI 101-150

RPI 150+

2- 7

0- 0

0- 0

OVERALL

0- 1

0- 1

2- 5

1- 2

0- 0

0- 0

HOME

0- 0

0- 0

1- 2

1- 5

0- 0

0- 0

AWAY

0- 1

0- 1

1- 3

0- 0

0- 0

0- 0

NEUTRAL

0- 0

0- 0

0- 0

2- 7

0- 0

0- 0

NON-CONFERENCE

0- 1

0- 1

2- 5

1- 2

0- 0

0- 0

HOME

0- 0

0- 0

1- 2

1- 5

0- 0

0- 0

AWAY

0- 1

0- 1

1- 3

0- 0

0- 0

0- 0

NEUTRAL

0- 0

0- 0

0- 0

0- 0

0- 0

0- 0

CONFERENCE

0- 0

0- 0

0- 0

0- 0

0- 0

0- 0

HOME

0- 0

0- 0

0- 0

0- 0

0- 0

0- 0

AWAY

0- 0

0- 0

0- 0

0- 0

0- 0

0- 0

NEUTRAL

0- 0

0- 0

0- 0

RPI 1-25

RPI S Opponent Score

RPI 26-50

RPI S Opponent Score

RPI 51-100

RPI S Opponent Score

RPI 101+

Team's RPI: 318

RPI S Opponent Score

117 A Virginia 50 68

165 H Campbell 61 72

220 A Radford 53 56

276 A Norfolk St. 63 64

284 A Eastern Ky. 59 70

290 A Coastal Caro. 60 54

328 H Murray St. 52 63

344 H VCU 74 61

LAST 12 Division I GAMES:

276 A Norfolk St. 63 64 117 A Virginia 50 68

328 H Murray St. 52 63 220 A Radford 53 56

56 A Duke 54 85 165 H Campbell 61 72

344 H VCU 74 61

284 A Eastern Ky. 59 70

290 A Coastal Caro. 60 54

Non-Div I Games: Greensboro 82 34 Southern Wesleyan 96 35

UNCG

Loss, Non-Conf, S Site, H Home A Away N Neutral

Average RPI	Win:	294	WON-LOST	WINNING	LAST 10	STRENGTH OF	OPP. STRENGTH	TEAM	ADJ.	CONF.	ADJ CONF.
Average RPI	Loss:	147	RECORD	PCT. RANK	GAMES	SCHEDULE	OF SCHEDULE	RPI	RPI	RPI	RPI
DIV. I ONLY		4- 4		158	4- 4	264	250	202	202	10	10
DIV. I NON-CONF.		4- 4		158	4- 4	264	250	202	202	10	10
-----											
TOTALS	RPI 1-25		RPI 26-50		W-L RECORDS	RPI 51-100		RPI 101-150		RPI 150+	
4- 4	0- 0		0- 0		OVERALL	0- 2		0- 1		4- 1	
3- 0	0- 0		0- 0		HOME	0- 0		0- 0		3- 0	
1- 4	0- 0		0- 0		AWAY	0- 2		0- 1		1- 1	
0- 0	0- 0		0- 0		NEUTRAL	0- 0		0- 0		0- 0	
4- 4	0- 0		0- 0		NON-CONFERENCE	0- 2		0- 1		4- 1	
3- 0	0- 0		0- 0		HOME	0- 0		0- 0		3- 0	
1- 4	0- 0		0- 0		AWAY	0- 2		0- 1		1- 1	
0- 0	0- 0		0- 0		NEUTRAL	0- 0		0- 0		0- 0	
0- 0	0- 0		0- 0		CONFERENCE	0- 0		0- 0		0- 0	
0- 0	0- 0		0- 0		HOME	0- 0		0- 0		0- 0	
0- 0	0- 0		0- 0		AWAY	0- 0		0- 0		0- 0	
0- 0	0- 0		0- 0		NEUTRAL	0- 0		0- 0		0- 0	

RPI 1-25				RPI 26-50				RPI 51-100				RPI 101+				Team's RPI: 202	
RPI	S	Opponent	Score	RPI	S	Opponent	Score	RPI	S	Opponent	Score	RPI	S	Opponent	Score		
								71	A	North Carolina	60	86	136	A	Pittsburgh	55	74
								91	A	Furman	71	76	242	H	East Carolina	66	62
													243	A	Wofford	65	60
													290	A	Coastal Caro.	41	57
													344	H	VCU	83	67
													345	H	N. C. Central	89	63
-----																	
LAST 12 Division I GAMES:																	
243	A	Wofford	65	60	290	A	Coastal Caro.	41	57	242	H	East Carolina	66	62			
136	A	Pittsburgh	55	74													
345	H	N. C. Central	89	63													
344	H	VCU	83	67													
91	A	Furman	71	76													
71	A	North Carolina	60	86													

Non-Div I Games: Catawba 74 59 UNC Pembroke 73 64

UNCW

Average RPI Win:	194	WON-LOST	WINNING	LAST 10	STRENGTH OF	OPP. STRENGTH	TEAM	ADJ.	CONF.	ADJ CONF.
Average RPI Loss:	71	RECORD	PCT. RANK	GAMES	SCHEDULE	OF SCHEDULE	RPI	RPI	RPI	RPI
DIV. I ONLY	2- 7	273	2- 7	13	158	150	150	26	26	
DIV. I NON-CONF.	2- 7	273	2- 7	13	158	150	150	26	26	
-----										
TOTALS	RPI 1-25	RPI 26-50	W-L RECORDS	RPI 51-100	RPI 101-150	RPI 150+				
2- 7	0- 1	0- 2	OVERALL	0- 2	1- 1	1- 1				
1- 2	0- 1	0- 0	HOME	0- 0	0- 1	1- 0				
0- 5	0- 0	0- 2	AWAY	0- 2	0- 0	0- 1				
1- 0	0- 0	0- 0	NEUTRAL	0- 0	1- 0	0- 0				
2- 7	0- 1	0- 2	NON-CONFERENCE	0- 2	1- 1	1- 1				
1- 2	0- 1	0- 0	HOME	0- 0	0- 1	1- 0				
0- 5	0- 0	0- 2	AWAY	0- 2	0- 0	0- 1				
1- 0	0- 0	0- 0	NEUTRAL	0- 0	1- 0	0- 0				
0- 0	0- 0	0- 0	CONFERENCE	0- 0	0- 0	0- 0				
0- 0	0- 0	0- 0	HOME	0- 0	0- 0	0- 0				
0- 0	0- 0	0- 0	AWAY	0- 0	0- 0	0- 0				
0- 0	0- 0	0- 0	NEUTRAL	0- 0	0- 0	0- 0				

RPI 1-25				RPI 26-50				RPI 51-100				RPI 101+ Team's RPI: 150			
RPI	S	Opponent	Score	RPI	S	Opponent	Score	RPI	S	Opponent	Score	RPI	S	Opponent	Score
21	H	Iowa	47 71	28	A	South Dakota St.	47 57	51	A	Creighton	78 89	112	H	IUPUI	48 54
				36	A	UCF	43 53	81	A	North Dakota	72 80	140	N	Wyoming	55 40
												166	A	Omaha	74 78
												247	H	Iowa St.	57 53
-----															
LAST 12 Division I GAMES:															
36	A	UCF	43 53	21	H	Iowa	47 71	166	A	Omaha	74 78				
140	N	Wyoming	55 40	81	A	North Dakota	72 80	28	A	South Dakota St.	47 57				
51	A	Creighton	78 89												
247	H	Iowa St.	57 53												
112	H	IUPUI	48 54												

Non-Div I Games: Wins - Parks ide 92 62

UNI



Average RPI	Win:	202	WON-LOST	WINNING	LAST 10	STRENGTH OF	OPP. STRENGTH	TEAM	ADJ.	CONF.	ADJ CONF.
Average RPI	Loss:	79	RECORD	PCT. RANK	GAMES	SCHEDULE	OF SCHEDULE	RPI	RPI	RPI	RPI
DIV. I ONLY		5- 4		140	5- 4	114	140	142	142	20	20
DIV. I NON-CONF.		5- 4		140	5- 4	114	140	142	142	20	20
-----											
TOTALS	RPI 1-25		RPI 26-50		W-L RECORDS	RPI 51-100		RPI 101-150		RPI 150+	
5- 4	0- 2		0- 0		OVERALL	0- 1		2- 0		3- 1	
4- 1	0- 0		0- 0		HOME	0- 1		1- 0		3- 0	
1- 1	0- 1		0- 0		AWAY	0- 0		1- 0		0- 0	
0- 2	0- 1		0- 0		NEUTRAL	0- 0		0- 0		0- 1	
5- 4	0- 2		0- 0		NON-CONFERENCE	0- 1		2- 0		3- 1	
4- 1	0- 0		0- 0		HOME	0- 1		1- 0		3- 0	
1- 1	0- 1		0- 0		AWAY	0- 0		1- 0		0- 0	
0- 2	0- 1		0- 0		NEUTRAL	0- 0		0- 0		0- 1	
0- 0	0- 0		0- 0		CONFERENCE	0- 0		0- 0		0- 0	
0- 0	0- 0		0- 0		HOME	0- 0		0- 0		0- 0	
0- 0	0- 0		0- 0		AWAY	0- 0		0- 0		0- 0	
0- 0	0- 0		0- 0		NEUTRAL	0- 0		0- 0		0- 0	

RPI 1-25				RPI 26-50				RPI 51-100				RPI 101+				Team's RPI: 142
RPI	S	Opponent	Score	RPI	S	Opponent	Score	RPI	S	Opponent	Score	RPI	S	Opponent	Score	
17	N	Buffalo	53 80					54	H	Minnesota	72 79	121	A	Gonzaga	52 50	
25	A	Stanford	33 74									145	H	Portland St.	88 80	
												221	N	UC Riverside	88 95	
												223	H	Hofstra	68 52	
												234	H	UC Irvine	73 54	
												289	H	Grand Canyon	76 47	
LAST 12 Division I GAMES:																
25	A	Stanford	33 74	121	A	Gonzaga	52 50	17	N	Buffalo	53 80	221	N	UC Riverside	88 95	
234	H	UC Irvine	73 54	54	H	Minnesota	72 79	223	H	Hofstra	68 52	289	H	Grand Canyon	76 47	
145	H	Portland St.	88 80													

Non-Div I Games:

UNLV

Average RPI	Win:	305	WON-LOST	WINNING	LAST 10	STRENGTH OF	OPP. STRENGTH	TEAM	ADJ.	CONF.	ADJ CONF.
Average RPI	Loss:	161	RECORD	PCT. RANK	GAMES	SCHEDULE	OF SCHEDULE	RPI	RPI	RPI	RPI
DIV. I ONLY		1- 9		325	1- 7	122	330	304	304	19	19
DIV. I NON-CONF.		1- 9		325	1- 9	122	330	304	304	19	19
-----											
TOTALS	RPI 1-25		RPI 26-50		W-L RECORDS	RPI 51-100		RPI 101-150		RPI 150+	
1- 9	0- 0		0- 1		OVERALL	0- 3		0- 0		1- 5	
1- 4	0- 0		0- 0		HOME	0- 1		0- 0		1- 3	
0- 5	0- 0		0- 1		AWAY	0- 2		0- 0		0- 2	
0- 0	0- 0		0- 0		NEUTRAL	0- 0		0- 0		0- 0	
1- 9	0- 0		0- 1		NON-CONFERENCE	0- 3		0- 0		1- 5	
1- 4	0- 0		0- 0		HOME	0- 1		0- 0		1- 3	
0- 5	0- 0		0- 1		AWAY	0- 2		0- 0		0- 2	
0- 0	0- 0		0- 0		NEUTRAL	0- 0		0- 0		0- 0	
0- 0	0- 0		0- 0		CONFERENCE	0- 0		0- 0		0- 0	
0- 0	0- 0		0- 0		HOME	0- 0		0- 0		0- 0	
0- 0	0- 0		0- 0		AWAY	0- 0		0- 0		0- 0	
0- 0	0- 0		0- 0		NEUTRAL	0- 0		0- 0		0- 0	

RPI 1-25				RPI 26-50				RPI 51-100				RPI 101+ Team's RPI: 304			
RPI	S	Opponent	Score	RPI	S	Opponent	Score	RPI	S	Opponent	Score	RPI	S	Opponent	Score
				45	A	Virginia Tech	56 87	91	H	Furman	59 80	165	A	Campbell	49 69
								93	A	Gardner-Webb	39 60	166	H	Omaha	66 69
								100	A	William & Mary	63 83	224	H	Presbyterian	69 83
												242	A	East Carolina	53 66
												305	H	South Carolina St.	63 44
												321	H	UNC Asheville	70 76
-----															
LAST 12 Division I GAMES:															
321	H	UNC Asheville	70 76	93	A	Gardner-Webb	39 60	166	H	Omaha	66 69	165	A	Campbell	49 69
305	H	South Carolina St.	63 44	224	H	Presbyterian	69 83	45	A	Virginia Tech	56 87	242	A	East Carolina	53 66
100	A	William & Mary	63 83												
91	H	Furman	59 80												

Non-Div I Games: Converse 71 51 Bob Jones 79 45

USC Upstate

Average RPI Win: 245

Average RPI Loss: 34

WON-LOST  
RECORDWINNING  
PCT. RANKLAST 10  
GAMESSTRENGTH OF  
SCHEDULEOPP. STRENGTH  
OF SCHEDULETEAM  
RPIADJ.  
RPICONF.  
RPIADJ CONF.  
RPIDIV. I ONLY  
DIV. I NON-CONF.5- 5  
5- 5158  
1585- 5  
5- 5107  
10781  
81118  
118118  
11821  
2121  
21

TOTALS

RPI 1-25

RPI 26-50

W-L RECORDS

RPI 51-100

RPI 101-150

RPI 150+

5- 5

0- 1

0- 3

OVERALL

0- 1

0- 0

5- 0

4- 1

0- 0

0- 1

HOME

0- 0

0- 0

4- 0

1- 4

0- 1

0- 2

AWAY

0- 1

0- 0

1- 0

0- 0

0- 0

0- 0

NEUTRAL

0- 0

0- 0

0- 0

5- 5

0- 1

0- 3

NON-CONFERENCE

0- 1

0- 0

5- 0

4- 1

0- 0

0- 1

HOME

0- 0

0- 0

4- 0

1- 4

0- 1

0- 2

AWAY

0- 1

0- 0

1- 0

0- 0

0- 0

0- 0

NEUTRAL

0- 0

0- 0

0- 0

0- 0

0- 0

0- 0

CONFERENCE

0- 0

0- 0

0- 0

0- 0

0- 0

0- 0

HOME

0- 0

0- 0

0- 0

0- 0

0- 0

0- 0

AWAY

0- 0

0- 0

0- 0

0- 0

0- 0

0- 0

NEUTRAL

0- 0

0- 0

0- 0

RPI 1-25

RPI 26-50

RPI 51-100

RPI 101+

Team's RPI: 118

RPI	S	Opponent	Score
19	A	Kansas St.	56 70

RPI	S	Opponent	Score
27	H	Houston	58 62
33	A	Georgia Tech	52 80
35	A	Utah	41 71

RPI	S	Opponent	Score
57	A	Arkansas	57 91

RPI	S	Opponent	Score
212	H	SMU	58 55
226	H	Oral Roberts	70 46
255	A	UTSA	69 68
263	H	Incarnate Word	61 48
270	H	Fresno St.	67 54

LAST 12 Division I GAMES:

57	A	Arkansas	57	91	212	H	SMU	58	55
33	A	Georgia Tech	52	80	255	A	UTSA	69	68
19	A	Kansas St.	56	70	226	H	Oral Roberts	70	46
27	H	Houston	58	62	263	H	Incarnate Word	61	48
35	A	Utah	41	71					
270	H	Fresno St.	67	54					

U  
T  
A  
r  
l  
i  
n  
g  
t  
o  
nU  
T  
A  
r  
l  
i  
n  
g  
t  
o  
n

Non-Div I Games:

UT Arlington

U  
T  
M  
a  
r  
t  
i  
n

UT Martin				Through Games Of Dec. 17, 2017							
Average RPI Win:	311	WON-LOST RECORD	WINNING PCT. RANK	LAST 10 GAMES	STRENGTH OF SCHEDULE	OPP. STRENGTH OF SCHEDULE	TEAM RPI	ADJ. RPI	CONF. RPI	ADJ CONF. RPI	
Average RPI Loss:	100										
DIV. I ONLY		2- 6	264	2- 6	160	96	259	259	25	25	
DIV. I NON-CONF.		2- 6	264	2- 6	160	96	259	259	25	25	
-----											
TOTALS	RPI 1-25		RPI 26-50		W-L RECORDS		RPI 51-100		RPI 101-150	RPI 150+	
2- 6	0- 1		0- 0		OVERALL		0- 2		0- 1	2- 2	
2- 1	0- 0		0- 0		HOME		0- 0		0- 0	2- 1	
0- 4	0- 1		0- 0		AWAY		0- 1		0- 1	0- 1	
0- 1	0- 0		0- 0		NEUTRAL		0- 1		0- 0	0- 0	
2- 6	0- 1		0- 0		NON-CONFERENCE		0- 2		0- 1	2- 2	
2- 1	0- 0		0- 0		HOME		0- 0		0- 0	2- 1	
0- 4	0- 1		0- 0		AWAY		0- 1		0- 1	0- 1	
0- 1	0- 0		0- 0		NEUTRAL		0- 1		0- 0	0- 0	
0- 0	0- 0		0- 0		CONFERENCE		0- 0		0- 0	0- 0	
0- 0	0- 0		0- 0		HOME		0- 0		0- 0	0- 0	
0- 0	0- 0		0- 0		AWAY		0- 0		0- 0	0- 0	
0- 0	0- 0		0- 0		NEUTRAL		0- 0		0- 0	0- 0	

RPI 1-25				RPI 26-50				RPI 51-100				RPI 101+ Team's RPI: 259			
RPI	S	Opponent	Score	RPI	S	Opponent	Score	RPI	S	Opponent	Score	RPI	S	Opponent	Score
6	A	Louisville	56 91					63	A	Chattanooga	82 87	105	A	Arkansas St.	73 84
								66	N	Saint Mary's (CA)	58 69	161	H	Northwestern	63 71
												201	A	Southern Ill.	72 84
												286	H	N. C. A&T	76 63
												335	H	Western Caro.	62 54
-----															
LAST 12 Division I GAMES:															
				63	A	Chattanooga	82 87	66	N	Saint Mary's (CA)	58 69				
				286	H	N. C. A&T	76 63	6	A	Louisville	56 91				
				335	H	Western Caro.	62 54								
				105	A	Arkansas St.	73 84								
				161	H	Northwestern	63 71								
				201	A	Southern Ill.	72 84								

Non-Div I Games: Rhodes 90 49 Ala.-Huntsville 104 73

UT Martin

U  
T  
M  
a  
r  
t  
i  
n

U  
T  
E  
P

UTEP				Through Games Of Dec. 17, 2017							
Average RPI	Win:	205	WON-LOST	WINNING	LAST 10	STRENGTH OF	OPP. STRENGTH	TEAM	ADJ.	CONF.	ADJ CONF.
Average RPI	Loss:	101	RECORD	PCT. RANK	GAMES	SCHEDULE	OF SCHEDULE	RPI	RPI	RPI	RPI
DIV. I ONLY			6- 3	89	6- 3	195	141	130	130	17	17
DIV. I NON-CONF.			6- 3	89	6- 3	195	141	130	130	17	17
-----											
TOTALS		RPI 1-25		RPI 26-50		W-L RECORDS		RPI 51-100		RPI 101-150	RPI 150+
6- 3		0- 1		0- 0		OVERALL		1- 0		1- 1	4- 1
5- 1		0- 1		0- 0		HOME		1- 0		1- 0	3- 0
0- 2		0- 0		0- 0		AWAY		0- 0		0- 1	0- 1
1- 0		0- 0		0- 0		NEUTRAL		0- 0		0- 0	1- 0
6- 3		0- 1		0- 0		NON-CONFERENCE		1- 0		1- 1	4- 1
5- 1		0- 1		0- 0		HOME		1- 0		1- 0	3- 0
0- 2		0- 0		0- 0		AWAY		0- 0		0- 1	0- 1
1- 0		0- 0		0- 0		NEUTRAL		0- 0		0- 0	1- 0
0- 0		0- 0		0- 0		CONFERENCE		0- 0		0- 0	0- 0
0- 0		0- 0		0- 0		HOME		0- 0		0- 0	0- 0
0- 0		0- 0		0- 0		AWAY		0- 0		0- 0	0- 0
0- 0		0- 0		0- 0		NEUTRAL		0- 0		0- 0	0- 0

U  
T  
E  
P

RPI 1-25				RPI 26-50				RPI 51-100				RPI 101+ Team's RPI: 130			
RPI	S	Opponent	Score	RPI	S	Opponent	Score	RPI	S	Opponent	Score	RPI	S	Opponent	Score
13	H	New Mexico	35 59					57	H	Arkansas	64 61	105	A	Arkansas St.	73 76
												148	H	Texas Southern	65 55
												186	A	New Mexico St.	68 76
												231	H	A&M-Corpus Christi	69 49
												240	H	Houston Baptist	69 62
												242	N	East Carolina	93 79
												311	H	CSU Bakersfield	67 56
-----															
LAST 12 Division I GAMES:															
				57	H	Arkansas	64 61	242	N	East Carolina	93 79				
				231	H	A&M-Corpus Christi	69 49	186	A	New Mexico St.	68 76				
				311	H	CSU Bakersfield	67 56	105	A	Arkansas St.	73 76				
								240	H	Houston Baptist	69 62				
								13	H	New Mexico	35 59				
								148	H	Texas Southern	65 55				

Non-Div I Games:

UTEP

U  
T  
R  
G  
V

U  
T  
R  
G  
V

Non-Div I Games:	Texas Lutheran	78	43	Concordia (TX)	67	49	Trinity (TX)	62	57
------------------	----------------	----	----	----------------	----	----	--------------	----	----

U  
T  
S  
A

U  
T  
S  
A

UTSA

Page 319

U  
t  
a  
h

U  
t  
a  
h

Utah



Average RPI Win: 211

Average RPI Loss: 230

WON-LOST  
RECORDWINNING  
PCT. RANKLAST 10  
GAMESSTRENGTH OF  
SCHEDULEOPP. STRENGTH  
OF SCHEDULETEAM  
RPIADJ.  
RPICONF.  
RPIADJ CONF.  
RPIDIV. I ONLY  
DIV. I NON-CONF.1- 8  
1- 8314  
3141- 8  
1- 8294  
294337  
337336  
336336  
33620  
2020  
20

TOTALS

RPI 1-25

RPI 26-50

W-L RECORDS

RPI 51-100

RPI 101-150

RPI 150+

1- 8

0- 0

0- 0

OVERALL

0- 1

0- 2

1- 5

0- 2

0- 0

0- 0

HOME

0- 0

0- 0

0- 2

1- 4

0- 0

0- 0

AWAY

0- 1

0- 0

1- 3

0- 2

0- 0

0- 0

NEUTRAL

0- 0

0- 2

0- 0

1- 8

0- 0

0- 0

NON-CONFERENCE

0- 1

0- 2

1- 5

0- 2

0- 0

0- 0

HOME

0- 0

0- 0

0- 2

1- 4

0- 0

0- 0

AWAY

0- 1

0- 0

1- 3

0- 2

0- 0

0- 0

NEUTRAL

0- 0

0- 2

0- 0

0- 0

0- 0

0- 0

CONFERENCE

0- 0

0- 0

0- 0

0- 0

0- 0

0- 0

HOME

0- 0

0- 0

0- 0

0- 0

0- 0

0- 0

AWAY

0- 0

0- 0

0- 0

0- 0

0- 0

0- 0

NEUTRAL

0- 0

0- 0

0- 0

RPI 1-25

RPI 26-50

RPI 51-100

RPI 101+

Team's RPI: 336

RPI S Opponent Score

RPI S Opponent Score

RPI S Opponent Score

RPI S Opponent Score

88 A Idaho St. 44 64

124 N Montana St. 52 64

137 N Oregon St. 55 94

211 A BYU 76 69

234 A UC Irvine 84 87

267 H Denver 72 74

317 H Arizona 49 65

334 A Utah Valley 43 61

338 A Southern Utah 67 70

LAST 12 Division I GAMES:

88 A Idaho St. 44 64 267 H Denver 72 74

338 A Southern Utah 67 70 334 A Utah Valley 43 61

317 H Arizona 49 65 211 A BYU 76 69

234 A UC Irvine 84 87 137 N Oregon St. 55 94

124 N Montana St. 52 64

Non-Div I Games:

Dixie St.

92 72

Utah St.

Average RPI Win: 338

Average RPI Loss: 198

WON-LOST  
RECORDWINNING  
PCT. RANKLAST 10  
GAMESSTRENGTH OF  
SCHEDULEOPP. STRENGTH  
OF SCHEDULETEAM  
RPIADJ.  
RPICONF.  
RPIADJ CONF.  
RPIDIV. I ONLY  
DIV. I NON-CONF.3- 7  
3- 7247  
2473- 6  
3- 7332  
332314  
314334  
334334  
33430  
3030  
30

TOTALS

RPI 1-25

RPI 26-50

W-L RECORDS

RPI 51-100

RPI 101-150

RPI 150+

3- 7

0- 0

0- 0

OVERALL

0- 1

0- 1

3- 5

3- 1

0- 0

0- 0

HOME

0- 1

0- 0

3- 0

0- 6

0- 0

0- 0

AWAY

0- 0

0- 0

0- 0

0- 0

0- 0

0- 0

NEUTRAL

0- 0

0- 0

0- 0

3- 7

0- 0

0- 0

NON-CONFERENCE

0- 1

0- 1

3- 5

3- 1

0- 0

0- 0

HOME

0- 1

0- 0

3- 0

0- 6

0- 0

0- 0

AWAY

0- 0

0- 1

0- 5

0- 0

0- 0

0- 0

NEUTRAL

0- 0

0- 0

0- 0

0- 0

0- 0

0- 0

CONFERENCE

0- 0

0- 0

0- 0

0- 0

0- 0

0- 0

HOME

0- 0

0- 0

0- 0

0- 0

0- 0

0- 0

AWAY

0- 0

0- 0

0- 0

0- 0

0- 0

0- 0

NEUTRAL

0- 0

0- 0

0- 0

RPI 1-25

RPI 26-50

RPI 51-100

RPI 101+

Team's RPI: 334

RPI S Opponent Score

RPI S Opponent Score

RPI S Opponent Score

RPI S Opponent Score

88 H Idaho St. 58 70

137 A Oregon St. 41 98

169 A Pepperdine 44 71

170 A Weber St. 57 75

211 A BYU 54 75

283 A Eastern Wash. 41 61

327 A Portland 64 71

336 H Utah St. 61 43

338 H Southern Utah 69 61

339 H Air Force 59 56

LAST 12 Division I GAMES:

88 H Idaho St.	58 70	339 H Air Force	59 56
336 H Utah St.	61 43	169 A Pepperdine	44 71
327 A Portland	64 71	338 H Southern Utah	69 61
170 A Weber St.	57 75	283 A Eastern Wash.	41 61
		211 A BYU	54 75
		137 A Oregon St.	41 98

U  
t  
a  
h  
V  
a  
l  
l  
e  
yU  
t  
a  
h  
V  
a  
l  
l  
e  
y

Non-Div I Games:

Dixie St.

72 63

Utah Valley

Loss, 
 Non-Conf, 
 S Site, 
 H Home 
 A Away 
 N Neutral

Average RPI Win:	322	WON-LOST	WINNING	LAST 10	STRENGTH OF	OPP. STRENGTH	TEAM	ADJ.	CONF.	ADJ CONF.
Average RPI Loss:	205	RECORD	PCT. RANK	GAMES	SCHEDULE	OF SCHEDULE	RPI	RPI	RPI	RPI
DIV. I ONLY	1- 7	307	1- 7	310	305	344	344	11	11	
DIV. I NON-CONF.	1- 7	307	1- 7	310	305	344	344	11	11	
-----										
TOTALS	RPI 1-25	RPI 26-50	W-L RECORDS	RPI 51-100	RPI 101-150	RPI 150+				
1- 7	0- 0	0- 0	OVERALL	0- 2	0- 0	1- 5				
1- 1	0- 0	0- 0	HOME	0- 0	0- 0	1- 1				
0- 5	0- 0	0- 0	AWAY	0- 0	0- 0	0- 0				
0- 1	0- 0	0- 0	NEUTRAL	0- 1	0- 0	0- 0				
1- 7	0- 0	0- 0	NON-CONFERENCE	0- 2	0- 0	1- 5				
1- 1	0- 0	0- 0	HOME	0- 0	0- 0	1- 1				
0- 5	0- 0	0- 0	AWAY	0- 1	0- 0	0- 4				
0- 1	0- 0	0- 0	NEUTRAL	0- 1	0- 0	0- 0				
0- 0	0- 0	0- 0	CONFERENCE	0- 0	0- 0	0- 0				
0- 0	0- 0	0- 0	HOME	0- 0	0- 0	0- 0				
0- 0	0- 0	0- 0	AWAY	0- 0	0- 0	0- 0				
0- 0	0- 0	0- 0	NEUTRAL	0- 0	0- 0	0- 0				

RPI 1-25				RPI 26-50				RPI 51-100				RPI 101+ Team' s RPI : 344			
RPI	S	Opponent	Score	RPI	S	Opponent	Score	RPI	S	Opponent	Score	RPI	S	Opponent	Score
								54	A	Minnesota	63 108	202	A	UNCW	67 83
								98	N	Mercer	54 70	220	A	Radford	62 79
												265	A	Georgi a St.	56 61
												276	H	Norfol k St.	52 66
												318	A	UNCG	61 74
												322	H	Ol d Domi ni on	68 39
LAST 12 Divisi on I GAMES:															
220	A	Radford	62 79	265	A	Georgi a St.	56 61								
322	H	Ol d Domi ni on	68 39	318	A	UNCG	61 74								
202	A	UNCW	67 83	54	A	Minnesota	63 108								
98	N	Mercer	54 70	276	H	Norfol k St.	52 66								

Non-Div I Games:

VCU

Average RPI	Win:	323	WON-LOST	WINNING	LAST 10	STRENGTH OF	OPP. STRENGTH	TEAM	ADJ.	CONF.	ADJ CONF.
Average RPI	Loss:	121	RECORD	PCT. RANK	GAMES	SCHEDULE	OF SCHEDULE	RPI	RPI	RPI	RPI
DIV. I ONLY		3- 4		206	3- 4	328	277	274	274	26	26
DIV. I NON-CONF.		3- 4		206	3- 4	328	277	274	274	26	26
-----											
TOTALS	RPI 1-25		RPI 26-50		W-L RECORDS	RPI 51-100		RPI 101-150		RPI 150+	
3- 4	0- 0		0- 0		OVERALL	0- 3		0- 0		3- 1	
2- 0	0- 0		0- 0		HOME	0- 0		0- 0		2- 0	
1- 4	0- 0		0- 0		AWAY	0- 0		0- 0		1- 0	
0- 0	0- 0		0- 0		NEUTRAL	0- 0		0- 0		0- 0	
3- 4	0- 0		0- 0		NON-CONFERENCE	0- 3		0- 0		3- 1	
2- 0	0- 0		0- 0		HOME	0- 0		0- 0		2- 0	
1- 4	0- 0		0- 0		AWAY	0- 3		0- 0		1- 1	
0- 0	0- 0		0- 0		NEUTRAL	0- 0		0- 0		0- 0	
0- 0	0- 0		0- 0		CONFERENCE	0- 0		0- 0		0- 0	
0- 0	0- 0		0- 0		HOME	0- 0		0- 0		0- 0	
0- 0	0- 0		0- 0		AWAY	0- 0		0- 0		0- 0	
0- 0	0- 0		0- 0		NEUTRAL	0- 0		0- 0		0- 0	

RPI 1-25				RPI 26-50				RPI 51-100				RPI 101+				Team's RPI: 274
RPI	S	Opponent	Score	RPI	S	Opponent	Score	RPI	S	Opponent	Score	RPI	S	Opponent	Score	
								67	A	Purdue	49 95	237	A	Liberty	40 61	
								86	A	Mi ami (OH)	68 77	289	H	Grand Canyon	80 75	
								95	A	Bowling Green	77 90	330	H	Chi cago St.	71 60	
												349	A	Longwood	81 68	
-----																
LAST 12 Division I GAMES:																
				349	A	Longwood	81 68	330	H	Chi cago St.	71 60					
				237	A	Liberty	40 61	67	A	Purdue	49 95					
				95	A	Bowling Green	77 90									
				289	H	Grand Canyon	80 75									
				86	A	Mi ami (OH)	68 77									

Non-Div I Games: Ind. -Northwest 99 59 Ind. -Kokomo 81 47

Val parai so

Loss, Non-Conf, S Site, H Home A Away N Neutral

Average RPI Win: 179	WON-LOST RECORD	WINNING PCT. RANK	LAST 10 GAMES	STRENGTH OF SCHEDULE	OPP. STRENGTH OF SCHEDULE	TEAM RPI	ADJ. RPI	CONF. RPI	ADJ CONF. RPI
Average RPI Loss: 99									
DIV. I ONLY	3- 8	260	3- 7	30	168	144	144	1	1
DIV. I NON-CONF.	3- 8	260	3- 8	30	168	144	144	1	1
-----									
TOTALS	RPI 1-25	RPI 26-50	W-L RECORDS	RPI 51-100	RPI 101-150	RPI 150+			
3- 8	0- 1	0- 2	OVERALL	0- 1	1- 3	2- 1			
1- 3	0- 0	0- 1	HOME	0- 0	0- 1	1- 1			
2- 3	0- 1	0- 0	AWAY	0- 1	1- 1	1- 0			
0- 2	0- 0	0- 1	NEUTRAL	0- 0	0- 1	0- 0			
3- 8	0- 1	0- 2	NON-CONFERENCE	0- 1	1- 3	2- 1			
1- 3	0- 0	0- 1	HOME	0- 0	0- 1	1- 1			
2- 3	0- 1	0- 0	AWAY	0- 1	1- 1	1- 0			
0- 2	0- 0	0- 1	NEUTRAL	0- 0	0- 1	0- 0			
0- 0	0- 0	0- 0	CONFERENCE	0- 0	0- 0	0- 0			
0- 0	0- 0	0- 0	HOME	0- 0	0- 0	0- 0			
0- 0	0- 0	0- 0	AWAY	0- 0	0- 0	0- 0			
0- 0	0- 0	0- 0	NEUTRAL	0- 0	0- 0	0- 0			

RPI 1-25				RPI 26-50				RPI 51-100				RPI 101+ Team's RPI: 144			
RPI	S	Opponent	Score	RPI	S	Opponent	Score	RPI	S	Opponent	Score	RPI	S	Opponent	Score
6	A	Louisville	57 79	26	N	Syracuse	78 84	77	A	Central Mich.	75 92	111	A	George Washington	69 59
				41	H	Ball St.	79 88					131	A	Tulane	59 71
												133	H	Middle Tenn.	54 65
												139	N	Wisconsin	71 73
												179	A	Saint Louis	74 69
												238	H	Memphis	60 71
												247	H	Iowa St.	77 74
-----															
LAST 12 Division I GAMES:															
238	H	Memphis	60 71	6	A	Louisville	57 79	247	H	Iowa St.	77 74	179	A	Saint Louis	74 69
41	H	Ball St.	79 88					139	N	Wisconsin	71 73	26	N	Syracuse	78 84
131	A	Tulane	59 71					111	A	George Washington	69 59				
77	A	Central Mich.	75 92												
133	H	Middle Tenn.	54 65												

Non-Div I Games:

Vanderbilt

Average RPI	Win: 261	WON-LOST RECORD	WINNING PCT. RANK	LAST 10 GAMES	STRENGTH OF SCHEDULE	OPP. STRENGTH OF SCHEDULE	TEAM RPI	ADJ. RPI	CONF. RPI	ADJ CONF. RPI
Average RPI	Loss: 186									
DIV. I ONLY		1- 9	325	1- 8	246	269	332	332	24	24
DIV. I NON-CONF.		1- 9	325	1- 9	246	269	332	332	24	24
-----										
TOTALS	RPI 1-25		RPI 26-50		W-L RECORDS		RPI 51-100		RPI 101-150	RPI 150+
1- 9	0- 0		0- 0		OVERALL		0- 0		0- 3	1- 6
1- 5	0- 0		0- 0		HOME		0- 0		0- 1	1- 4
0- 4	0- 0		0- 0		AWAY		0- 0		0- 0	0- 0
0- 0	0- 0		0- 0		NEUTRAL		0- 0		0- 0	0- 0
1- 9	0- 0		0- 0		NON-CONFERENCE		0- 0		0- 3	1- 6
1- 5	0- 0		0- 0		HOME		0- 0		0- 1	1- 4
0- 4	0- 0		0- 0		AWAY		0- 0		0- 2	0- 2
0- 0	0- 0		0- 0		NEUTRAL		0- 0		0- 0	0- 0
0- 0	0- 0		0- 0		CONFERENCE		0- 0		0- 0	0- 0
0- 0	0- 0		0- 0		HOME		0- 0		0- 0	0- 0
0- 0	0- 0		0- 0		AWAY		0- 0		0- 0	0- 0
0- 0	0- 0		0- 0		NEUTRAL		0- 0		0- 0	0- 0

RPI 1-25				RPI 26-50				RPI 51-100				RPI 101+ Team's RPI: 332			
RPI	S	Opponent	Score	RPI	S	Opponent	Score	RPI	S	Opponent	Score	RPI	S	Opponent	Score
												120	H	Ameri can	62 64
												126	A	Dartmouth	56 66
												134	A	Mi ami (FL)	49 73
												158	H	James Madi son	56 68
												162	H	Col umbi a	66 73
												195	H	Boston U.	41 57
												222	H	Northeastern	66 71
												258	A	Hol y Cross	53 64
												261	H	Howard	88 65
												297	A	Ri der	49 64
-----															
LAST 12 Divi sion I GAMES:															
				222	H	Northeastern	66 71	195	H	Boston U.	41 57				
				258	A	Hol y Cross	53 64	297	A	Ri der	49 64				
				134	A	Mi ami (FL)	49 73	158	H	James Madi son	56 68				
				126	A	Dartmouth	56 66	120	H	Ameri can	62 64				
								162	H	Col umbi a	66 73				
								261	H	Howard	88 65				

Non-Div I Games: Norwi ch 75 31

Vermont

Average RPI	Win: 149	WON-LOST RECORD	WINNING PCT. RANK	LAST 10 GAMES	STRENGTH OF SCHEDULE	OPP. STRENGTH OF SCHEDULE	TEAM RPI	ADJ. RPI	CONF. RPI	ADJ CONF. RPI
Average RPI	Loss: 0									
DIV. I ONLY		9- 0	1	9- 0	35	213	5	5	6	6
DIV. I NON-CONF.		9- 0	1	9- 0	35	213	5	5	6	6
-----										
TOTALS	RPI 1-25		RPI 26-50	W-L RECORDS	RPI 51-100		RPI 101-150		RPI 150+	
9- 0	0- 0		1- 0	OVERALL	1- 0		2- 0		5- 0	
2- 0	0- 0		0- 0	HOME	1- 0		0- 0		1- 0	
4- 0	0- 0		1- 0	AWAY	0- 0		1- 0		2- 0	
3- 0	0- 0		0- 0	NEUTRAL	0- 0		1- 0		2- 0	
9- 0	0- 0		1- 0	NON-CONFERENCE	1- 0		2- 0		5- 0	
2- 0	0- 0		0- 0	HOME	1- 0		0- 0		1- 0	
4- 0	0- 0		1- 0	AWAY	0- 0		1- 0		2- 0	
3- 0	0- 0		0- 0	NEUTRAL	0- 0		1- 0		2- 0	
0- 0	0- 0		0- 0	CONFERENCE	0- 0		0- 0		0- 0	
0- 0	0- 0		0- 0	HOME	0- 0		0- 0		0- 0	
0- 0	0- 0		0- 0	AWAY	0- 0		0- 0		0- 0	
0- 0	0- 0		0- 0	NEUTRAL	0- 0		0- 0		0- 0	

RPI 1-25	Team's RPI: 5	RPI 26-50	RPI 51-100	RPI 101+
RPI S Opponent Score		RPI S Opponent Score	RPI S Opponent Score	RPI S Opponent Score
		39 A Princeton 62 59	56 H Duke 64 55	120 N American 65 60
				122 A Temple 69 65
				154 A Hartford 71 53
				158 N James Madison 60 57
				185 H Saint Joseph's 79 44
				235 N Lehigh 62 42
				273 A Fairfield 73 44
-----				
LAST 12 Division I GAMES:				
		122 A Temple 69 65	120 N American 65 60	
		273 A Fairfield 73 44	158 N James Madison 60 57	
		185 H Saint Joseph's 79 44	56 H Duke 64 55	
		39 A Princeton 62 59	235 N Lehigh 62 42	
			154 A Hartford 71 53	

Non-Div I Games:

Villanova

Average RPI Win: 184

Average RPI Loss: 43

WON-LOST  
RECORDWINNING  
PCT. RANKLAST 10  
GAMESSTRENGTH OF  
SCHEDULEOPP. STRENGTH  
OF SCHEDULETEAM  
RPIADJ.  
RPICONF.  
RPIADJ CONF.  
RPIDIV. I ONLY  
DIV. I NON-CONF.5- 6  
5- 6190  
1905- 5  
5- 644  
4456  
56117  
117117  
1172  
22  
2

TOTALS

RPI 1-25

RPI 26-50

W-L RECORDS

RPI 51-100

RPI 101-150

RPI 150+

5- 6 0- 2  
4- 3 0- 0  
0- 3 0- 2  
1- 0 0- 00- 2  
0- 2  
0- 0  
0- 0OVERALL  
HOME  
AWAY  
NEUTRAL0- 2  
0- 1  
0- 1  
0- 03- 0  
2- 0  
0- 0  
1- 02- 0  
2- 0  
0- 0  
0- 05- 6 0- 2  
4- 3 0- 0  
0- 3 0- 2  
1- 0 0- 00- 2  
0- 2  
0- 0  
0- 0NON-CONFERENCE  
HOME  
AWAY  
NEUTRAL0- 2  
0- 1  
0- 1  
0- 03- 0  
2- 0  
0- 0  
1- 02- 0  
2- 0  
0- 0  
0- 00- 0 0- 0  
0- 0 0- 0  
0- 0 0- 0  
0- 0 0- 00- 0  
0- 0  
0- 0  
0- 0CONFERENCE  
HOME  
AWAY  
NEUTRAL0- 0  
0- 0  
0- 0  
0- 00- 0  
0- 0  
0- 0  
0- 00- 0  
0- 0  
0- 0  
0- 0

RPI 1-25

RPI 26-50

RPI 51-100

RPI 101+

Team's RPI: 117

RPI	S	Opponent	Score
3	A	Mississippi St.	53 68
8	A	Rutgers	43 52

RPI	S	Opponent	Score
37	H	Georgia	61 64
42	H	Maryland	59 60

RPI	S	Opponent	Score
79	A	Dayton	46 61
89	H	Duquesne	63 74

RPI	S	Opponent	Score
113	H	Hampton	66 62
114	H	Harvard	50 48
146	N	Ohio	77 59
227	H	Central Conn. St.	103 59
318	H	UNCG	68 50

LAST 12 Division I GAMES:

8	A	Rutgers	43	52	146	N	Ohio	77	59
318	H	UNCG	68	50	79	A	Dayton	46	61
42	H	Maryland	59	60	37	H	Georgia	61	64
89	H	Duquesne	63	74	227	H	Central Conn. St.	103	59
114	H	Harvard	50	48	3	A	Mississippi St.	53	68
113	H	Hampton	66	62					

Non-Div I Games:

Virginia



Average RPI Win:	156	WON-LOST	WINNING	LAST 10	STRENGTH OF	OPP. STRENGTH	TEAM	ADJ.	CONF.	ADJ CONF.
Average RPI Loss:	29	RECORD	PCT. RANK	GAMES	SCHEDULE	OF SCHEDULE	RPI	RPI	RPI	RPI
DIV. I ONLY	11- 2	27	8- 2	157	12	45	45	2	2	
DIV. I NON-CONF.	11- 2	27	10- 2	157	12	45	45	2	2	
-----										
TOTALS	RPI 1-25	RPI 26-50	W-L RECORDS	RPI 51-100	RPI 101-150	RPI 150+				
11- 2	0- 1	2- 1	OVERALL	1- 0	3- 0	5- 0				
7- 0	0- 0	1- 0	HOME	0- 0	2- 0	4- 0				
3- 0	0- 0	0- 0	AWAY	1- 0	1- 0	1- 0				
1- 2	0- 1	1- 1	NEUTRAL	0- 0	0- 0	0- 0				
11- 2	0- 1	2- 1	NON-CONFERENCE	1- 0	3- 0	5- 0				
7- 0	0- 0	1- 0	HOME	0- 0	2- 0	4- 0				
3- 0	0- 0	0- 0	AWAY	1- 0	1- 0	1- 0				
1- 2	0- 1	1- 1	NEUTRAL	0- 0	0- 0	0- 0				
0- 0	0- 0	0- 0	CONFERENCE	0- 0	0- 0	0- 0				
0- 0	0- 0	0- 0	HOME	0- 0	0- 0	0- 0				
0- 0	0- 0	0- 0	AWAY	0- 0	0- 0	0- 0				
0- 0	0- 0	0- 0	NEUTRAL	0- 0	0- 0	0- 0				

RPI 1-25				RPI 26-50				RPI 51-100				RPI 101+			
RPI	S	Opponent	Score	RPI	S	Opponent	Score	RPI	S	Opponent	Score	RPI	S	Opponent	Score
15	N	West Virginia	61 79	36	H	UCF	86 69	63	A	Chattanooga	64 44	101	H	High Point	86 63
				43	N	Butler	77 79					127	H	Auburn	72 63
				49	N	Drexel	79 67					132	A	Illinois	96 49
												180	H	UMES	90 52
												208	A	Monmouth	84 34
												220	H	Radford	68 42
												291	H	Wagner	99 32
												304	H	USC Upstate	87 56
-----															
LAST 12 Division I GAMES:															
				63	A	Chattanooga	64 44	101	H	High Point	86 63				
				180	H	UMES	90 52	208	A	Monmouth	84 34				
				220	H	Radford	68 42	49	N	Drexel	79 67				
				132	A	Illinois	96 49	36	H	UCF	86 69				
				15	N	West Virginia	61 79	304	H	USC Upstate	87 56				
				43	N	Butler	77 79	127	H	Auburn	72 63				

Non-Div I Games:

Virginia Tech

Average RPI Win: 349

Average RPI Loss: 127

WON-LOST  
RECORDWINNING  
PCT. RANKLAST 10  
GAMESSTRENGTH OF  
SCHEDULEOPP. STRENGTH  
OF SCHEDULETEAM  
RPIADJ.  
RPICONF.  
RPIADJ CONF.  
RPIDIV. I ONLY  
DIV. I NON-CONF.1- 9  
1- 9325  
3251- 8  
1- 991  
91310  
310291  
291291  
29128  
2828  
28

TOTALS

RPI 1-25

RPI 26-50

W-L RECORDS

RPI 51-100

RPI 101-150

RPI 150+

1- 9

0- 0

0- 3

OVERALL

0- 1

0- 1

1- 4

1- 3

0- 0

0- 2

HOME

0- 0

0- 0

1- 1

0- 6

0- 0

0- 1

AWAY

0- 1

0- 1

0- 3

0- 0

0- 0

0- 0

NEUTRAL

0- 0

0- 0

0- 0

1- 9

0- 0

0- 3

NON-CONFERENCE

0- 1

0- 1

1- 4

1- 3

0- 0

0- 2

HOME

0- 0

0- 0

1- 1

0- 6

0- 0

0- 1

AWAY

0- 1

0- 1

0- 3

0- 0

0- 0

0- 0

NEUTRAL

0- 0

0- 0

0- 0

0- 0

0- 0

0- 0

CONFERENCE

0- 0

0- 0

0- 0

0- 0

0- 0

0- 0

HOME

0- 0

0- 0

0- 0

0- 0

0- 0

0- 0

AWAY

0- 0

0- 0

0- 0

0- 0

0- 0

0- 0

NEUTRAL

0- 0

0- 0

0- 0

RPI 1-25

RPI 26-50

RPI 51-100

RPI 101+



Team's RPI: 291



RPI S Opponent Score



RPI S Opponent Score



RPI S Opponent Score



RPI S Opponent Score



39  Princeton 37  58



39  Princeton 37  58



45  Virginia Tech 32  99



73  Albany (NY) 44  89


122  Temple 36  70

158  James Madison 45  68





172  New Hampshire 53  65




197  Stony Brook 50  69





302  Towson 42  64





349  Longwood 60 43



LAST 12 Division I GAMES:



302  Towson 42  64 39  Princeton 37  58

197  Stony Brook 50  69 349  Longwood 60 43

73  Albany (NY) 44  89 158  James Madison 45  68

172  New Hampshire 53  65 45  Virginia Tech 32  99





39  Princeton 37  58

122  Temple 36  70

W  
a  
g  
n  
e  
rW  
a  
g  
n  
e  
r

Non-Div I Games: Staten Island 63 58

Wagner

 Loss,  Non-Conf, S Site,  Home  Away N Neutral

Average RPI	Win:	156	WON-LOST	WINNING	LAST 10	STRENGTH OF	OPP. STRENGTH	TEAM	ADJ.	CONF.	ADJ CONF.
Average RPI	Loss:	86	RECORD	PCT. RANK	GAMES	SCHEDULE	OF SCHEDULE	RPI	RPI	RPI	RPI
DIV. I ONLY		6- 5		148	5- 5	79	67	90	90	2	2
DIV. I NON-CONF.		6- 5		148	6- 5	79	67	90	90	2	2
-----											
TOTALS	RPI 1-25		RPI 26-50		W-L RECORDS	RPI 51-100		RPI 101-150		RPI 150+	
6- 5	0- 1		0- 0		OVERALL	2- 3		1- 0		3- 1	
4- 1	0- 0		0- 0		HOME	1- 1		1- 0		2- 0	
2- 2	0- 1		0- 0		AWAY	1- 1		0- 0		1- 0	
0- 2	0- 0		0- 0		NEUTRAL	0- 1		0- 0		0- 1	
6- 5	0- 1		0- 0		NON-CONFERENCE	2- 3		1- 0		3- 1	
4- 1	0- 0		0- 0		HOME	1- 1		1- 0		2- 0	
2- 2	0- 1		0- 0		AWAY	1- 1		0- 0		1- 0	
0- 2	0- 0		0- 0		NEUTRAL	0- 1		0- 0		0- 1	
0- 0	0- 0		0- 0		CONFERENCE	0- 0		0- 0		0- 0	
0- 0	0- 0		0- 0		HOME	0- 0		0- 0		0- 0	
0- 0	0- 0		0- 0		AWAY	0- 0		0- 0		0- 0	
0- 0	0- 0		0- 0		NEUTRAL	0- 0		0- 0		0- 0	

RPI 1-25				RPI 26-50				RPI 51-100				RPI 101+			
RPI	S	Opponent	Score	RPI	S	Opponent	Score	RPI	S	Opponent	Score	RPI	S	Opponent	Score
8	A	Rutgers	51 65					54	N	Minnesota	81 93	148	H	Texas Southern	73 56
								62	H	Elon	53 51	175	A	Richmond	85 81
								65	A	Penn St.	58 68	180	H	UMES	92 50
								80	H	Seton Hall	57 67	223	N	Hofstra	66 69
								99	A	Xavier	62 57	269	H	Appalachian St.	78 49
-----															
LAST 12 Division I GAMES:															
65	A	Penn St.	58 68	180	H	UMES	92 50								
223	N	Hofstra	66 69	269	H	Appalachian St.	78 49								
54	N	Minnesota	81 93	99	A	Xavier	62 57								
8	A	Rutgers	51 65	62	H	Elon	53 51								
175	A	Richmond	85 81	148	H	Texas Southern	73 56								
80	H	Seton Hall	57 67												

Non-Div I Games:

Wake Forest

Average RPI	Win: 219	WON-LOST	WINNING	LAST 10	STRENGTH OF	OPP. STRENGTH	TEAM	ADJ.	CONF.	ADJ CONF.
Average RPI	Loss: 83	RECORD	PCT. RANK	GAMES	SCHEDULE	OF SCHEDULE	RPI	RPI	RPI	RPI
DIV. I ONLY	5- 5	158	5- 5	82	126	116	116	4	4	
DIV. I NON-CONF.	5- 5	158	5- 5	82	126	116	116	4	4	
-----										
TOTALS	RPI 1-25	RPI 26-50	W-L RECORDS	RPI 51-100	RPI 101-150	RPI 150+				
5- 5	0- 2	0- 0	OVERALL	1- 2	0- 0	4- 1				
3- 1	0- 0	0- 0	HOME	0- 1	0- 0	3- 0				
1- 2	0- 1	0- 0	AWAY	0- 0	0- 0	1- 1				
1- 2	0- 1	0- 0	NEUTRAL	1- 1	0- 0	0- 0				
5- 5	0- 2	0- 0	NON-CONFERENCE	1- 2	0- 0	4- 1				
3- 1	0- 0	0- 0	HOME	0- 1	0- 0	3- 0				
1- 2	0- 1	0- 0	AWAY	0- 0	0- 0	1- 1				
1- 2	0- 1	0- 0	NEUTRAL	1- 1	0- 0	0- 0				
0- 0	0- 0	0- 0	CONFERENCE	0- 0	0- 0	0- 0				
0- 0	0- 0	0- 0	HOME	0- 0	0- 0	0- 0				
0- 0	0- 0	0- 0	AWAY	0- 0	0- 0	0- 0				
0- 0	0- 0	0- 0	NEUTRAL	0- 0	0- 0	0- 0				

RPI 1-25				RPI 26-50				RPI 51-100				RPI 101+ Team's RPI: 116			
RPI	S	Opponent	Score	RPI	S	Opponent	Score	RPI	S	Opponent	Score	RPI	S	Opponent	Score
7	A	Ohio St.	76 85					51	N	Creighton	67 64	211	H	BYU	80 72
11	N	Texas	68 92					71	N	North Carolina	78 90	217	A	Idaho	81 69
								88	H	Idaho St.	59 79	236	A	Boise St.	62 85
												289	H	Grand Canyon	79 65
												327	H	Portland	93 67
-----															
LAST 12 Division I GAMES:															
11	N	Texas	68 92	71	N	North Carolina	78 90	289	H	Grand Canyon	79 65	236	A	Boise St.	62 85
51	N	Creighton	67 64					327	H	Portland	93 67	217	A	Idaho	81 69
7	A	Ohio St.	76 85												
211	H	BYU	80 72												
88	H	Idaho St.	59 79												

Non-Div I Games:

Washington

Average RPI Win: 116

Average RPI Loss: 73

WON-LOST  
RECORDWINNING  
PCT. RANKLAST 10  
GAMESSTRENGTH OF  
SCHEDULEOPP. STRENGTH  
OF SCHEDULETEAM  
RPIADJ.  
RPICONF.  
RPIADJ CONF.  
RPIDIV. I ONLY  
DIV. I NON-CONF.5- 5  
5- 5158  
1585- 5  
5- 512  
12108  
10860  
6060  
604  
44  
4

TOTALS

RPI 1-25

RPI 26-50

W-L RECORDS

RPI 51-100

RPI 101-150

RPI 150+

5- 5

1- 0

0- 1

OVERALL

1- 3

1- 1

2- 0

2- 2

0- 0

0- 0

HOME

1- 1

0- 1

1- 0

1- 2

0- 0

0- 0

AWAY

0- 2

0- 0

1- 0

2- 1

1- 0

0- 1

NEUTRAL

0- 0

1- 0

0- 0

5- 5

1- 0

0- 1

NON-CONFERENCE

1- 3

1- 1

2- 0

2- 2

0- 0

0- 0

HOME

1- 1

0- 1

1- 0

1- 2

0- 0

0- 0

AWAY

0- 2

0- 0

1- 0

2- 1

1- 0

0- 1

NEUTRAL

0- 0

1- 0

0- 0

0- 0

0- 0

0- 0

CONFERENCE

0- 0

0- 0

0- 0

0- 0

0- 0

0- 0

HOME

0- 0

0- 0

0- 0

0- 0

0- 0

0- 0

AWAY

0- 0

0- 0

0- 0

0- 0

0- 0

0- 0

NEUTRAL

0- 0

0- 0

0- 0

RPI 1-25

RPI 26-50

RPI 51-100 Team's RPI: 60

RPI 101+

RPI	S	Opponent	Score
8	N	Rutgers	63 60

RPI	S	Opponent	Score
40	N	South Fla.	45 82

RPI	S	Opponent	Score
59	A	UC Davis	76 91
66	A	Saint Mary's (CA)	75 81
78	H	Kentucky	68 73
88	H	Idaho St.	72 55

RPI	S	Opponent	Score
121	H	Gonzaga	56 64
129	N	ETSU	80 76
178	A	San Francisco	74 70
179	H	Saint Louis	85 63

LAST 12 Division I GAMES:

121	H	Gonzaga	56 64	179	H	Saint Louis	85 63
178	A	San Francisco	74 70	88	H	Idaho St.	72 55
66	A	Saint Mary's (CA)	75 81	8	N	Rutgers	63 60
59	A	UC Davis	76 91	129	N	ETSU	80 76
				40	N	South Fla.	45 82
				78	H	Kentucky	68 73

Non-Div I Games:

Washington St.

■ Loss, 
 ■ Non-Conf, 
 S Site, 
 ■ Home 
 ■ Away 
 N Neutral

Average RPI Win:	275	WON-LOST	WINNING	LAST 10	STRENGTH OF	OPP. STRENGTH	TEAM	ADJ.	CONF.	ADJ CONF.
Average RPI Loss:	23	RECORD	PCT. RANK	GAMES	SCHEDULE	OF SCHEDULE	RPI	RPI	RPI	RPI

DIV. I ONLY	6- 2	61	6- 2	312	131	170	170	18	18
DIV. I NON-CONF.	6- 2	61	6- 2	312	131	170	170	18	18
TOTALS	RPI 1-25	RPI 26-50	W-L RECORDS	RPI 51-100	RPI 101-150	RPI 150+			
6- 2	0- 1	0- 1	OVERALL	0- 0	0- 0	6- 0			
4- 1	0- 0	0- 1	HOME	0- 0	0- 0	4- 0			
2- 1	0- 1	0- 0	AWAY	0- 0	0- 0	2- 0			
0- 0	0- 0	0- 0	NEUTRAL	0- 0	0- 0	0- 0			
6- 2	0- 1	0- 1	NON-CONFERENCE	0- 0	0- 0	6- 0			
4- 1	0- 0	0- 1	HOME	0- 0	0- 0	4- 0			
2- 1	0- 1	0- 0	AWAY	0- 0	0- 0	2- 0			
0- 0	0- 0	0- 0	NEUTRAL	0- 0	0- 0	0- 0			
0- 0	0- 0	0- 0	CONFERENCE	0- 0	0- 0	0- 0			
0- 0	0- 0	0- 0	HOME	0- 0	0- 0	0- 0			
0- 0	0- 0	0- 0	AWAY	0- 0	0- 0	0- 0			
0- 0	0- 0	0- 0	NEUTRAL	0- 0	0- 0	0- 0			

RPI S Opponent Score	RPI S Opponent Score	RPI S Opponent Score	RPI S Opponent Score
10 A Oregon 87 114	35 H Utah 58 85		169 H Pepperdi ne 71 61
			215 A CSUN 64 61
			263 H Incarnate Word 79 55
			327 A Portland 91 70
			334 H Utah Valley 75 57
			339 H Air Force 62 52
Team's RPI: 170			
LAST 12 Division I GAMES:			
327 A Portland 91 70	10 A Oregon 87 114		
339 H Air Force 62 52	215 A CSUN 64 61		
169 H Pepperdi ne 71 61	263 H Incarnate Word 79 55		
	35 H Utah 58 85		
	334 H Utah Valley 75 57		

Non-Div I Games: Westminster (UT) 64 58 Antelope Valley 80 70

Weber St.

Average RPI Win:	142	WON-LOST	WINNING	LAST 10	STRENGTH OF	OPP. STRENGTH	TEAM	ADJ.	CONF.	ADJ CONF.
Average RPI Loss:	0	RECORD	PCT. RANK	GAMES	SCHEDULE	OF SCHEDULE	RPI	RPI	RPI	RPI
DIV. I ONLY	10- 0	1	10- 0	176	10	15	15	5	5	
DIV. I NON-CONF.	10- 0	1	10- 0	176	10	15	15	5	5	
-----										
TOTALS	RPI 1-25	RPI 26-50	W-L RECORDS	RPI 51-100	RPI 101-150	RPI 150+				
10- 0	1- 0	3- 0	OVERALL	0- 0	1- 0	5- 0				
5- 0	0- 0	0- 0	HOME	0- 0	1- 0	4- 0				
1- 0	1- 0	0- 0	AWAY	0- 0	0- 0	0- 0				
4- 0	0- 0	3- 0	NEUTRAL	0- 0	0- 0	1- 0				
10- 0	1- 0	3- 0	NON-CONFERENCE	0- 0	1- 0	5- 0				
5- 0	0- 0	0- 0	HOME	0- 0	1- 0	4- 0				
1- 0	1- 0	0- 0	AWAY	0- 0	0- 0	0- 0				
4- 0	0- 0	3- 0	NEUTRAL	0- 0	0- 0	1- 0				
0- 0	0- 0	0- 0	CONFERENCE	0- 0	0- 0	0- 0				
0- 0	0- 0	0- 0	HOME	0- 0	0- 0	0- 0				
0- 0	0- 0	0- 0	AWAY	0- 0	0- 0	0- 0				
0- 0	0- 0	0- 0	NEUTRAL	0- 0	0- 0	0- 0				

RPI	S	Opponent	Score	RPI	S	Opponent	Score	RPI	S	Opponent	Score	RPI	S	Opponent	Score
22	A	Texas A&M	70 56	43	N	Butler	75 68					136	H	Pittsburgh	73 52
				45	N	Virginia Tech	79 61					171	H	North Florida	87 59
				49	N	Drexel	75 42					184	H	Sacramento St.	101 47
												220	N	Radford	75 55
												227	H	Central Conn. St.	102 52
												319	H	Coppin St.	101 43
LAST 12 Division I GAMES:															
319	H	Coppin St.	101 43	220	N	Radford	75 55								
136	H	Pittsburgh	73 52	171	H	North Florida	87 59								
22	A	Texas A&M	70 56	184	H	Sacramento St.	101 47								
45	N	Virginia Tech	79 61	227	H	Central Conn. St.	102 52								
49	N	Drexel	75 42												
43	N	Butler	75 68												

Non-Div I Games:

West Virginia

Average RPI Win:	271	WON-LOST	WINNING	LAST 10	STRENGTH OF	OPP. STRENGTH	TEAM	ADJ.	CONF.	ADJ CONF.
Average RPI Loss:	197	RECORD	PCT. RANK	GAMES	SCHEDULE	OF SCHEDULE	RPI	RPI	RPI	RPI
DIV. I ONLY	2- 8	284	2- 8	303	281	335	335	13	13	
DIV. I NON-CONF.	2- 8	284	2- 8	303	281	335	335	13	13	
-----										
TOTALS	RPI 1-25	RPI 26-50	W-L RECORDS	RPI 51-100	RPI 101-150	RPI 150+				
2- 8	0- 1	0- 1	OVERALL	0- 0	0- 0	2- 6				
2- 3	0- 0	0- 0	HOME	0- 0	0- 0	2- 3				
0- 5	0- 1	0- 1	AWAY	0- 0	0- 0	0- 3				
0- 0	0- 0	0- 0	NEUTRAL	0- 0	0- 0	0- 0				
2- 8	0- 1	0- 1	NON-CONFERENCE	0- 0	0- 0	2- 6				
2- 3	0- 0	0- 0	HOME	0- 0	0- 0	2- 3				
0- 5	0- 1	0- 1	AWAY	0- 0	0- 0	0- 3				
0- 0	0- 0	0- 0	NEUTRAL	0- 0	0- 0	0- 0				
0- 0	0- 0	0- 0	CONFERENCE	0- 0	0- 0	0- 0				
0- 0	0- 0	0- 0	HOME	0- 0	0- 0	0- 0				
0- 0	0- 0	0- 0	AWAY	0- 0	0- 0	0- 0				
0- 0	0- 0	0- 0	NEUTRAL	0- 0	0- 0	0- 0				

RPI 1-25				RPI 26-50				RPI 51-100				RPI 101+ Team's RPI: 335			
RPI	S	Opponent	Score	RPI	S	Opponent	Score	RPI	S	Opponent	Score	RPI	S	Opponent	Score
12	A	South Carolina	43 101	37	A	Georgia	50 76					165	A	Campbell	51 58
												190	H	Davidson	57 70
												220	H	Radford	39 27
												259	A	UT Martin	54 62
												284	H	Eastern Ky.	59 62
												305	A	South Carolina St.	45 75
												321	H	UNC Asheville	62 52
												326	H	Florida A&M	63 80
-----															
LAST 12 Division I GAMES:															
326	H	Florida A&M	63 80	305	A	South Carolina St.	45 75	220	H	Radford	39 27	165	A	Campbell	51 58
12	A	South Carolina	43 101					190	H	Davidson	57 70				
259	A	UT Martin	54 62												
37	A	Georgia	50 76												
284	H	Eastern Ky.	59 62												
321	H	UNC Asheville	62 52												

Non-Div I Games:

Western Caro.



Average RPI Win: 236		WON-LOST	WINNING	LAST 10	STRENGTH OF		OPP. STRENGTH	TEAM	ADJ.	CONF.	ADJ CONF.
Loss: 121		RECORD	PCT. RANK	GAMES	SCHEDULE		OF SCHEDULE	RPI	RPI	RPI	RPI
DIV. I ONLY		7- 2	51	6- 2	301		188	135	135	14	14
DIV. I NON-CONF.		7- 2	51	7- 2	301		188	135	135	14	14
TOTALS		RPI 1-25	RPI 26-50		W-L RECORDS		RPI 51-100	RPI 101-150	RPI 150+		
7- 2	0- 0	0- 0		OVERALL		0- 1	2- 0	5- 1			
3- 1	0- 0	0- 0		HOME		0- 1	1- 0	2- 0			
4- 1	0- 0	0- 0		AWAY		0- 0	1- 0	3- 1			
0- 0	0- 0	0- 0		NEUTRAL		0- 0	0- 0	0- 0			
7- 2	0- 0	0- 0		NON-CONFERENCE		0- 1	2- 0	5- 1			
3- 1	0- 0	0- 0		HOME		0- 1	1- 0	2- 0			
4- 1	0- 0	0- 0		AWAY		0- 0	1- 0	3- 1			
0- 0	0- 0	0- 0		NEUTRAL		0- 0	0- 0	0- 0			
0- 0	0- 0	0- 0		CONFERENCE		0- 0	0- 0	0- 0			
0- 0	0- 0	0- 0		HOME		0- 0	0- 0	0- 0			
0- 0	0- 0	0- 0		AWAY		0- 0	0- 0	0- 0			
0- 0	0- 0	0- 0		NEUTRAL		0- 0	0- 0	0- 0			

RPI 1-25				RPI 26-50				RPI 51-100				RPI 101+ Team's RPI: 135			
RPI	S	Opponent	Score	RPI	S	Opponent	Score	RPI	S	Opponent	Score	RPI	S	Opponent	Score
								87	H	Milwaukee	67 77	115	H	Southeast Mo. St.	87 59
												132	A	Illinois	77 67
												155	A	Northern Ill.	94 96
												214	A	Austin Peay	81 68
												228	A	Wichita St.	78 65
												301	H	UMKC	90 71
												330	A	Chicago St.	83 45
												330	H	Chicago St.	71 54
LAST 12 Division I GAMES:															
				330	A	Chicago St.	83 45	214	A	Austin Peay	81 68				
				132	A	Illinois	77 67	115	H	Southeast Mo. St.	87 59				
				155	A	Northern Ill.	94 96	228	A	Wichita St.	78 65				
				301	H	UMKC	90 71	330	H	Chicago St.	71 54				
								87	H	Milwaukee	67 77				

Non-Div I Games:	William Woods	96	57	Illinois Col.	122	40
------------------	---------------	----	----	---------------	-----	----

Western III.

■ Loss, ■ Non-Conf, S Site, H Home A Away N Neutral

Average RPI Win: 179

Average RPI Loss: 36

WON-LOST  
RECORDWINNING  
PCT. RANKLAST 10  
GAMESSTRENGTH OF  
SCHEDULEOPP. STRENGTH  
OF SCHEDULETEAM  
RPIADJ.  
RPICONF.  
RPIADJ CONF.  
RPIDIV. I ONLY  
DIV. I NON-CONF.8- 3  
8- 369  
697- 3  
8- 371  
7144  
4434  
3434  
3417  
1717  
17

TOTALS

RPI 1-25

RPI 26-50

W-L RECORDS

RPI 51-100

RPI 101-150

RPI 150+

8- 3 1- 2  
2- 1 0- 1  
2- 2 0- 1  
4- 0 1- 01- 0  
0- 0  
0- 0  
1- 0OVERALL  
HOME  
AWAY  
NEUTRAL1- 1  
0- 0  
0- 1  
1- 01- 0  
0- 0  
0- 0  
1- 04- 0  
2- 0  
2- 0  
0- 08- 3 1- 2  
2- 1 0- 1  
2- 2 0- 1  
4- 0 1- 01- 0  
0- 0  
0- 0  
1- 0NON-CONFERENCE  
HOME  
AWAY  
NEUTRAL1- 1  
0- 0  
0- 1  
1- 01- 0  
0- 0  
0- 0  
1- 04- 0  
2- 0  
2- 0  
0- 00- 0 0- 0  
0- 0 0- 0  
0- 0 0- 0  
0- 0 0- 00- 0  
0- 0  
0- 0  
0- 0CONFERENCE  
HOME  
AWAY  
NEUTRAL0- 0  
0- 0  
0- 0  
0- 00- 0  
0- 0  
0- 0  
0- 00- 0  
0- 0  
0- 0  
0- 0

RPI 1-25

RPI 26-50

Team's RPI: 34

RPI 51-100

RPI 101+

RPI	S	Opponent	Score
2	H	Notre Dame	65 78
16	N	Missouri	79 76
21	A	Iowa	97 104

RPI	S	Opponent	Score
46	N	Toledo	70 56

RPI	S	Opponent	Score
84	A	Indiana	71 73
98	N	Mercer	67 62

RPI	S	Opponent	Score
149	N	Stetson	66 58
201	A	Southern Ill.	75 49
265	A	Georgia St.	74 63
324	H	Mississippi Val.	87 48
329	H	Evansville	92 54

LAST 12 Division I GAMES:

46	N	Toledo	70	56	324	H	Mississippi Val.	87	48
149	N	Stetson	66	58	201	A	Southern Ill.	75	49
2	H	Notre Dame	65	78	329	H	Evansville	92	54
21	A	Iowa	97	104	265	A	Georgia St.	74	63
16	N	Missouri	79	76	98	N	Mercer	67	62
					84	A	Indiana	71	73

Western Ky.

Western Ky.

Non-Div I Games:

Western Ky.

Average RPI Win: 223

Average RPI Loss: 23

WON-LOST  
RECORDWINNING  
PCT. RANKLAST 10  
GAMESSTRENGTH OF  
SCHEDULEOPP. STRENGTH  
OF SCHEDULETEAM  
RPIADJ.  
RPICONF.  
RPIADJ CONF.  
RPIDIV. I ONLY  
DIV. I NON-CONF.4- 5  
4- 5195  
1954- 4  
4- 594  
946  
685  
8585  
858  
88  
8

TOTALS

RPI 1-25

RPI 26-50

W-L RECORDS

RPI 51-100

RPI 101-150

RPI 150+

4- 5

0- 4

0- 0

OVERALL

0- 1

1- 0

3- 0

1- 0

0- 0

0- 0

HOME

0- 0

0- 0

1- 0

2- 3

0- 2

0- 0

AWAY

0- 1

0- 0

2- 0

1- 2

0- 2

0- 0

NEUTRAL

0- 0

1- 0

0- 0

4- 5

0- 4

0- 0

NON-CONFERENCE

0- 1

1- 0

3- 0

1- 0

0- 0

0- 0

HOME

0- 0

0- 0

1- 0

2- 3

0- 2

0- 0

AWAY

0- 1

0- 0

2- 0

1- 2

0- 2

0- 0

NEUTRAL

0- 0

1- 0

0- 0

0- 0

0- 0

0- 0

CONFERENCE

0- 0

0- 0

0- 0

0- 0

0- 0

0- 0

HOME

0- 0

0- 0

0- 0

0- 0

0- 0

0- 0

AWAY

0- 0

0- 0

0- 0

0- 0

0- 0

0- 0

NEUTRAL

0- 0

0- 0

0- 0

RPI 1-25

RPI 26-50

RPI 51-100

Team's RPI: 85

RPI 101+

RPI	S	Opponent	Score
8	N	Rutgers	64 75
13	A	New Mexico	76 88
21	A	Iowa	56 79
23	N	St. John's (NY)	48 76

RPI	S	Opponent	Score
-----	---	----------	-------

RPI	S	Opponent	Score
52	A	Michigan St.	62 65

RPI	S	Opponent	Score
129	N	ETSU	87 79
186	A	New Mexico St.	64 55
277	H	Detroit Mercy	74 62
298	A	Loyol a Chi cago	65 47

LAST 12 Division I GAMES:

277	H	Detroit Mercy	74	62
52	A	Michigan St.	62	65
129	N	ETSU	87	79

8	N	Rutgers	64	75
23	N	St. John's (NY)	48	76
21	A	Iowa	56	79
298	A	Loyol a Chi cago	65	47
186	A	New Mexico St.	64	55
13	A	New Mexico	76	88

Non-Div I Games:

Kentucky St.

85 50

Olivet

86 37

Western Mich.

Loss, Non-Conf, S Site, H Home A Away N Neutral

Average RPI Win: 276		WON-LOST	WINNING	LAST 10	STRENGTH OF		OPP. STRENGTH	TEAM	ADJ.	CONF.	ADJ CONF.
Loss: 99		RECORD	PCT. RANK	GAMES	SCHEDULE		OF SCHEDULE	RPI	RPI	RPI	RPI
DIV. I ONLY		5- 8	226	5- 5	185		146	228	228	7	7
DIV. I NON-CONF.		5- 8	226	5- 7	185		146	228	228	7	7
<hr/>											
TOTALS		RPI 1-25		RPI 26-50	W-L RECORDS		RPI 51-100	RPI 101-150		RPI 150+	
5- 8		0- 2		0- 0	OVERALL		0- 2	0- 2		5- 2	
4- 2		0- 0		0- 0	HOME		0- 0	0- 1		4- 1	
0- 5		0- 2		0- 0	AWAY		0- 2	0- 0		0- 1	
1- 1		0- 0		0- 0	NEUTRAL		0- 0	0- 1		1- 0	
5- 8		0- 2		0- 0	NON-CONFERENCE		0- 2	0- 2		5- 2	
4- 2		0- 0		0- 0	HOME		0- 0	0- 1		4- 1	
0- 5		0- 2		0- 0	AWAY		0- 2	0- 0		0- 1	
1- 1		0- 0		0- 0	NEUTRAL		0- 0	0- 1		1- 0	
0- 0		0- 0		0- 0	CONFERENCE		0- 0	0- 0		0- 0	
0- 0		0- 0		0- 0	HOME		0- 0	0- 0		0- 0	
0- 0		0- 0		0- 0	AWAY		0- 0	0- 0		0- 0	
0- 0		0- 0		0- 0	NEUTRAL		0- 0	0- 0		0- 0	

RPI 1-25				RPI 26-50				RPI 51-100				RPI 101+ Team's RPI : 228			
RPI	S	Opponent	Score	RPI	S	Opponent	Score	RPI	S	Opponent	Score	RPI	S	Opponent	Score
13	A	New Mexico	62 76					51	A	Creighton	61 66	132	N	Illinois	67 68
18	A	Tennessee	56 68					61	A	Oklahoma St.	67 91	135	H	Western Ill.	65 78
												189	H	South Dakota	48 62
												192	A	Missouri St.	71 94
												192	H	Missouri St.	72 58
												234	N	UC Irvine	76 53
												301	H	UMKC	72 63
												325	H	Alcorn	87 46
												330	H	Chicago St.	66 63
LAST 12 Division I GAMES:															
325	H	Alcorn	87 46	234	N	UC Irvine	76 53								
330	H	Chicago St.	66 63	132	N	Illinois	67 68								
301	H	UMKC	72 63	13	A	New Mexico	62 76								
192	A	Missouri St.	71 94	18	A	Tennessee	56 68								
135	H	Western Ill.	65 78	189	H	South Dakota	48 62								
192	H	Missouri St.	72 58	61	A	Oklahoma St.	67 91								

Non-Div I Games:

Wichita St.

Average RPI	Win: 252	WON-LOST	WINNING	LAST 10	STRENGTH OF	OPP. STRENGTH	TEAM	ADJ.	CONF.	ADJ CONF.
Average RPI	Loss: 23	RECORD	PCT. RANK	GAMES	SCHEDULE	OF SCHEDULE	RPI	RPI	RPI	RPI
DIV. I ONLY	9- 1	15	9- 1	327	106	100	100	10	10	
DIV. I NON-CONF.	9- 1	15	9- 1	327	106	100	100	10	10	
-----										
TOTALS	RPI 1-25	RPI 26-50	W-L RECORDS	RPI 51-100	RPI 101-150	RPI 150+				
9- 1	0- 1	0- 0	OVERALL	0- 0	0- 0	9- 0				
5- 0	0- 0	0- 0	HOME	0- 0	0- 0	5- 0				
4- 1	0- 1	0- 0	AWAY	0- 0	0- 0	4- 0				
0- 0	0- 0	0- 0	NEUTRAL	0- 0	0- 0	0- 0				
9- 1	0- 1	0- 0	NON-CONFERENCE	0- 0	0- 0	9- 0				
5- 0	0- 0	0- 0	HOME	0- 0	0- 0	5- 0				
4- 1	0- 1	0- 0	AWAY	0- 0	0- 0	4- 0				
0- 0	0- 0	0- 0	NEUTRAL	0- 0	0- 0	0- 0				
0- 0	0- 0	0- 0	CONFERENCE	0- 0	0- 0	0- 0				
0- 0	0- 0	0- 0	HOME	0- 0	0- 0	0- 0				
0- 0	0- 0	0- 0	AWAY	0- 0	0- 0	0- 0				
0- 0	0- 0	0- 0	NEUTRAL	0- 0	0- 0	0- 0				

RPI 1-25				RPI 26-50				RPI 51-100				Team's RPI : 100				RPI 101+															
RPI	S	Opponent	Score	RPI	S	Opponent	Score	RPI	S	Opponent	Score	RPI	S	Opponent	Score	RPI	S	Opponent	Score												
23	A	St. John's (NY)	81 92													175	A	Richmond	78 64												
																190	H	Davison	73 55												
																216	A	Saint Francis (PA)	92 86												
																242	A	East Carolina	71 65												
																261	A	Howard	83 71												
																273	H	Fairfield	57 47												
																281	H	Loyola Maryland	70 49												
																304	H	USC Upstate	83 63												
																322	H	Old Dominion	75 58												
LAST 12 Division I GAMES:																															
322	H	Old Dominion	75 58	242	A	East Carolina	71 65																								
304	H	USC Upstate	83 63	23	A	St. John's (NY)	81 92																								
216	A	Saint Francis (PA)	92 86	273	H	Fairfield	57 47																								
175	A	Richmond	78 64	261	A	Howard	83 71																								
190	H	Davison	73 55																												
281	H	Loyola Maryland	70 49																												

Non-Div I Games:

William &amp; Mary

Average RPI Win:	0	WON-LOST	WINNING	LAST 10	STRENGTH OF	OPP. STRENGTH	TEAM	ADJ.	CONF.	ADJ CONF.
Average RPI Loss:	172	RECORD	PCT. RANK	GAMES	SCHEDULE	OF SCHEDULE	RPI	RPI	RPI	RPI
DIV. I ONLY	0- 9	331	0- 9	139	316	314	314	29	29	
DIV. I NON-CONF.	0- 9	331	0- 9	139	316	314	314	29	29	
-----										
TOTALS	RPI 1-25	RPI 26-50	W-L RECORDS	RPI 51-100	RPI 101-150	RPI 150+				
0- 9	0- 0	0- 0	OVERALL	0- 4	0- 1	0- 4				
0- 4	0- 0	0- 0	HOME	0- 1	0- 1	0- 2				
0- 5	0- 0	0- 0	AWAY	0- 3	0- 0	0- 2				
0- 0	0- 0	0- 0	NEUTRAL	0- 0	0- 0	0- 0				
0- 9	0- 0	0- 0	NON-CONFERENCE	0- 4	0- 1	0- 4				
0- 4	0- 0	0- 0	HOME	0- 1	0- 1	0- 2				
0- 5	0- 0	0- 0	AWAY	0- 3	0- 0	0- 2				
0- 0	0- 0	0- 0	NEUTRAL	0- 0	0- 0	0- 0				
0- 0	0- 0	0- 0	CONFERENCE	0- 0	0- 0	0- 0				
0- 0	0- 0	0- 0	HOME	0- 0	0- 0	0- 0				
0- 0	0- 0	0- 0	AWAY	0- 0	0- 0	0- 0				
0- 0	0- 0	0- 0	NEUTRAL	0- 0	0- 0	0- 0				

RPI 1-25				RPI 26-50				RPI 51-100				RPI 101+ Team's RPI : 314					
RPI	S	Opponent	Score	RPI	S	Opponent	Score	RPI	S	Opponent	Score	RPI	S	Opponent	Score		
								56	A	Duke	30	101	129	H	ETSU	63	74
								62	A	El on	37	98	243	H	Wofford	68	73
								89	H	Duquesne	54	81	257	A	Akron	43	69
								98	A	Mercer	45	93	305	H	South Carolina St.	37	65
													313	A	Marshall I	40	70
LAST 12 Division I GAMES:																	
				243	H	Wofford	68	73	98	A	Mercer	45	93				
				129	H	ETSU	63	74	56	A	Duke	30	101				
				313	A	Marshall I	40	70	62	A	El on	37	98				
				257	A	Akron	43	69									
				305	H	South Carolina St.	37	65									
				89	H	Duquesne	54	81									

Non-Div I Games: N. C. Wesleyan 94 50

Winthrop

W  
i  
s  
c  
o  
n  
s  
i  
n

Wisconsin				Through Games Of Dec. 17, 2017							
Average RPI	Win:	195	WON-LOST	WINNING	LAST 10	STRENGTH OF	OPP. STRENGTH	TEAM	ADJ.	CONF.	ADJ CONF.
Average RPI	Loss:	53	RECORD	PCT. RANK	GAMES	SCHEDULE	OF SCHEDULE	RPI	RPI	RPI	RPI
DIV. I ONLY		7- 6		157	5- 5	163	13	139	139	3	3
DIV. I NON-CONF.		7- 6		157	6- 6	163	13	139	139	3	3
-----											
TOTALS	RPI 1-25		RPI 26-50		W-L RECORDS	RPI 51-100		RPI 101-150		RPI 150+	
7- 6	0- 1		0- 3		OVERALL	0- 1		2- 1		5- 0	
5- 2	0- 1		0- 0		HOME	0- 1		0- 0		5- 0	
1- 3	0- 0		0- 2		AWAY	0- 0		1- 1		0- 0	
1- 1	0- 0		0- 1		NEUTRAL	0- 0		1- 0		0- 0	
7- 6	0- 1		0- 3		NON-CONFERENCE	0- 1		2- 1		5- 0	
5- 2	0- 1		0- 0		HOME	0- 1		0- 0		5- 0	
1- 3	0- 0		0- 2		AWAY	0- 0		1- 1		0- 0	
1- 1	0- 0		0- 1		NEUTRAL	0- 0		1- 0		0- 0	
0- 0	0- 0		0- 0		CONFERENCE	0- 0		0- 0		0- 0	
0- 0	0- 0		0- 0		HOME	0- 0		0- 0		0- 0	
0- 0	0- 0		0- 0		AWAY	0- 0		0- 0		0- 0	
0- 0	0- 0		0- 0		NEUTRAL	0- 0		0- 0		0- 0	

RPI 1-25				RPI 26-50				RPI 51-100				RPI 101+ Team's RPI: 139			
RPI	S	Opponent	Score	RPI	S	Opponent	Score	RPI	S	Opponent	Score	RPI	S	Opponent	Score
4	H	Green Bay	34 67	26	N	Syracuse	74 77	87	H	Milwaukee	64 67	111	A	George Washington	46 61
				43	A	Butler	62 69					136	A	Pittsburgh	58 57
				44	A	Marquette	65 88					144	N	Vanderbilt	73 71
												160	H	Charlotte	80 66
												167	H	La Salle	71 60
												200	H	UTRGV	82 54
												272	H	Southern U.	77 74
												285	H	Savannah St.	82 24
-----															
LAST 12 Division I GAMES:															
167	H	La Salle	71 60	87	H	Milwaukee	64 67	285	H	Savannah St.	82 24	43	A	Butler	62 69
136	A	Pittsburgh	58 57	26	N	Syracuse	74 77	44	A	Marquette	65 88	200	H	UTRGV	82 54
144	N	Vanderbilt	73 71	272	H	Southern U.	77 74	4	H	Green Bay	34 67				

W  
i  
s  
c  
o  
n  
s  
i  
n

Non-Div I Games:

Wisconsin

Average RPI Win:	327	WON-LOST	WINNING	LAST 10	STRENGTH OF	OPP. STRENGTH	TEAM	ADJ.	CONF.	ADJ CONF.
Average RPI Loss:	102	RECORD	PCT. RANK	GAMES	SCHEDULE	OF SCHEDULE	RPI	RPI	RPI	RPI

DIV. I ONLY	3- 5	227	3- 5	218	260	243	243	13	13
DIV. I NON-CONF.	3- 5	227	3- 5	218	260	243	243	13	13
TOTALS	RPI 1-25	RPI 26-50	W-L RECORDS	RPI 51-100	RPI 101-150	RPI 150+			
3- 5	0- 1	0- 1	OVERALL	0- 1	0- 0	3- 2			
2- 2	0- 0	0- 0	HOME	0- 0	0- 0	2- 2			
1- 3	0- 1	0- 1	AWAY	0- 1	0- 0	1- 0			
0- 0	0- 0	0- 0	NEUTRAL	0- 0	0- 0	0- 0			
3- 5	0- 1	0- 1	NON-CONFERENCE	0- 1	0- 0	3- 2			
2- 2	0- 0	0- 0	HOME	0- 0	0- 0	2- 2			
1- 3	0- 1	0- 1	AWAY	0- 1	0- 0	1- 0			
0- 0	0- 0	0- 0	NEUTRAL	0- 0	0- 0	0- 0			
0- 0	0- 0	0- 0	CONFERENCE	0- 0	0- 0	0- 0			
0- 0	0- 0	0- 0	HOME	0- 0	0- 0	0- 0			
0- 0	0- 0	0- 0	AWAY	0- 0	0- 0	0- 0			
0- 0	0- 0	0- 0	NEUTRAL	0- 0	0- 0	0- 0			

RPI 1-25	RPI 26-50	RPI 51-100	RPI 101+ Team's RPI: 243
RPI S Opponent Score	RPI S Opponent Score	RPI S Opponent Score	RPI S Opponent Score
12 A South Carolina 60 94	37 A Georgia 56 95	93 A Gardner-Webb 55 73	166 H Omaha 60 64
			202 H UNCW 60 65
			314 A Winthrop 73 68
			321 H UNC Asheville 70 68
			345 H N.C. Central 77 56
LAST 12 Division I GAMES:			
345 H N.C. Central 77 56	202 H UNCW 60 65	314 A Winthrop 73 68	
12 A South Carolina 60 94	93 A Gardner-Webb 55 73	321 H UNC Asheville 70 68	
37 A Georgia 56 95	166 H Omaha 60 64		

Non-Div I Games: Bob Jones 96 54 Southern Wesleyan 104 57

Wofford



Average RPI	Win: 242	WON-LOST	WINNING	LAST 10	STRENGTH OF	OPP. STRENGTH	TEAM	ADJ.	CONF.	ADJ CONF.
Average RPI	Loss: 71	RECORD	PCT. RANK	GAMES	SCHEDULE	OF SCHEDULE	RPI	RPI	RPI	RPI
DIV. I ONLY	6- 2	61	6- 2	309	88	143	143	15	15	
DIV. I NON-CONF.	6- 2	61	6- 2	309	88	143	143	15	15	
-----										
TOTALS	RPI 1-25	RPI 26-50	W-L RECORDS	RPI 51-100	RPI 101-150	RPI 150+				
6- 2	0- 1	0- 0	OVERALL	0- 0	1- 1	5- 0				
3- 0	0- 0	0- 0	HOME	0- 0	0- 0	3- 0				
1- 1	0- 1	0- 0	AWAY	0- 0	0- 0	1- 0				
2- 1	0- 0	0- 0	NEUTRAL	0- 0	1- 1	1- 0				
6- 2	0- 1	0- 0	NON-CONFERENCE	0- 0	1- 1	5- 0				
3- 0	0- 0	0- 0	HOME	0- 0	0- 0	3- 0				
1- 1	0- 1	0- 0	AWAY	0- 0	0- 0	1- 0				
2- 1	0- 0	0- 0	NEUTRAL	0- 0	1- 1	1- 0				
0- 0	0- 0	0- 0	CONFERENCE	0- 0	0- 0	0- 0				
0- 0	0- 0	0- 0	HOME	0- 0	0- 0	0- 0				
0- 0	0- 0	0- 0	AWAY	0- 0	0- 0	0- 0				
0- 0	0- 0	0- 0	NEUTRAL	0- 0	0- 0	0- 0				

RPI 1-25				RPI 26-50				RPI 51-100				RPI 101+ Team's RPI: 143			
RPI	S	Opponent	Score	RPI	S	Opponent	Score	RPI	S	Opponent	Score	RPI	S	Opponent	Score
16	A	Missouri	80 82									125	N	Providence	69 74
												149	N	Stetson	64 59
												175	N	Richmond	85 69
												213	A	Kent St.	72 60
												271	H	Tennessee Tech	82 59
												312	H	Eastern Ill.	81 46
												330	H	Chicago St.	84 39
-----															
LAST 12 Division I GAMES:															
213	A	Kent St.	72 60	175	N	Richmond	85 69	125	N	Providence	69 74				
330	H	Chicago St.	84 39	149	N	Stetson	64 59	16	A	Missouri	80 82				
271	H	Tennessee Tech	82 59	312	H	Eastern Ill.	81 46								

Non-Div I Games: Northwestern Ohio 106 52 Cincinnati Christian 99 36

Wright St.

W  
Y  
o  
m  
i  
n  
g

Wyoming

Average RPI Win: 210

Average RPI Loss: 129

WON-LOST  
RECORD

5- 3

5- 3

WINNING  
PCT. RANK

112

112

LAST 10  
GAMES

5- 3

5- 3

STRENGTH OF  
SCHEDULE

219

219

OPP. STRENGTH  
OF SCHEDULE

209

209

TEAM  
RPI

140

140

ADJ.  
RPI

140

140

CONF.  
RPI

20

20

ADJ CONF.  
RPI

20

20

TOTALS

RPI 1-25

RPI 26-50

W-L RECORDS

RPI 51-100

RPI 101-150

RPI 150+

5- 3

0- 0

0- 0

OVERALL

1- 0

0- 3

4- 0

3- 0

0- 0

0- 0

HOME

1- 0

0- 0

2- 0

2- 1

0- 0

0- 0

AWAY

0- 0

0- 1

2- 0

0- 2

0- 0

0- 0

NEUTRAL

0- 0

0- 2

0- 0

5- 3

0- 0

0- 0

NON-CONFERENCE

1- 0

0- 3

4- 0

3- 0

0- 0

0- 0

HOME

1- 0

0- 0

2- 0

2- 1

0- 0

0- 0

AWAY

0- 0

0- 1

2- 0

0- 2

0- 0

0- 0

NEUTRAL

0- 0

0- 2

0- 0

0- 0

0- 0

0- 0

CONFERENCE

0- 0

0- 0

0- 0

0- 0

0- 0

0- 0

HOME

0- 0

0- 0

0- 0

0- 0

0- 0

0- 0

AWAY

0- 0

0- 0

0- 0

0- 0

0- 0

0- 0

NEUTRAL

0- 0

0- 0

0- 0

RPI 1-25

RPI S Opponent Score

RPI 26-50

RPI S Opponent Score

RPI 51-100

RPI S Opponent Score

RPI 101+

RPI S Opponent Score

Team's RPI: 140

88 H Idaho St. 61 53

112 N IUPUI 59 65

124 A Montana St. 46 50

150 N UNI 40 55

172 H Drake 75 61

217 A Idaho 70 64

267 A Denver 61 51

308 H Montana 67 62

LAST 12 Division I GAMES:

88 H Idaho St. 61 53

124 A Montana St. 46 50

112 N IUPUI 59 65

150 N UNI 40 55

172 H Drake 75 61

267 A Denver 61 51

217 A Idaho 70 64

308 H Montana 67 62

Non-Div I Games:

Colo. Christian 62 33

Adams St. 73 47

Wyoming

Loss, Non-Conf, S Site, H Home A Away N Neutral

Page 346

Average RPI	Win: 219	WON-LOST RECORD	WINNING PCT. RANK	LAST 10 GAMES	STRENGTH OF SCHEDULE	OPP. STRENGTH OF SCHEDULE	TEAM RPI	ADJ. RPI	CONF. RPI	ADJ CONF. RPI
Average RPI	Loss: 80									
DIV. I ONLY		6- 3	89	6- 3	102	242	99	99	6	6
DIV. I NON-CONF.		6- 3	89	6- 3	102	242	99	99	6	6
-----										
TOTALS	RPI 1-25		RPI 26-50	W-L RECORDS	RPI 51-100		RPI 101-150		RPI 150+	
6- 3	0- 0		0- 0	OVERALL	1- 3		0- 0		5- 0	
5- 1	0- 0		0- 0	HOME	0- 1		0- 0		5- 0	
0- 2	0- 0		0- 0	AWAY	0- 2		0- 0		0- 0	
1- 0	0- 0		0- 0	NEUTRAL	1- 0		0- 0		0- 0	
6- 3	0- 0		0- 0	NON-CONFERENCE	1- 3		0- 0		5- 0	
5- 1	0- 0		0- 0	HOME	0- 1		0- 0		5- 0	
0- 2	0- 0		0- 0	AWAY	0- 2		0- 0		0- 0	
1- 0	0- 0		0- 0	NEUTRAL	1- 0		0- 0		0- 0	
0- 0	0- 0		0- 0	CONFERENCE	0- 0		0- 0		0- 0	
0- 0	0- 0		0- 0	HOME	0- 0		0- 0		0- 0	
0- 0	0- 0		0- 0	AWAY	0- 0		0- 0		0- 0	
0- 0	0- 0		0- 0	NEUTRAL	0- 0		0- 0		0- 0	

RPI 1-25				RPI 26-50				RPI 51-100 Team's RPI: 99				RPI 101+			
RPI	S	Opponent	Score	RPI	S	Opponent	Score	RPI	S	Opponent	Score	RPI	S	Opponent	Score
								54	A	Minnesota	62 74	172	H	New Hampshire	71 66
								90	H	Wake Forest	57 62	233	H	Cincinnati	53 50
								91	N	Furman	75 62	245	H	Grambling	72 67
								95	A	Bowling Green	53 63	282	H	Fort Wayne	62 50
												292	H	Mt. St. Mary's	66 45
-----															
LAST 12 Division I GAMES:															
				54	A	Minnesota	62 74	91	N	Furman	75 62				
				245	H	Grambling	72 67	233	H	Cincinnati	53 50				
				292	H	Mt. St. Mary's	66 45	95	A	Bowling Green	53 63				
				172	H	New Hampshire	71 66	90	H	Wake Forest	57 62				
								282	H	Fort Wayne	62 50				

Non-Div I Games:

Xavier

Average RPI Win:	208	WON-LOST	WINNING	LAST 10	STRENGTH OF	OPP. STRENGTH	TEAM	ADJ.	CONF.	ADJ CONF.
Average RPI Loss:	114	RECORD	PCT. RANK	GAMES	SCHEDULE	OF SCHEDULE	RPI	RPI	RPI	RPI
DIV. I ONLY	7- 3	77	7- 3	117	217	74	74	9	9	
DIV. I NON-CONF.	7- 3	77	7- 3	117	217	74	74	9	9	
-----										
TOTALS	RPI 1-25	RPI 26-50	W-L RECORDS	RPI 51-100	RPI 101-150	RPI 150+				
7- 3	0- 0	0- 0	OVERALL	1- 1	0- 1	6- 1				
2- 2	0- 0	0- 0	HOME	0- 0	0- 1	2- 1				
5- 1	0- 0	0- 0	AWAY	1- 1	0- 0	4- 0				
0- 0	0- 0	0- 0	NEUTRAL	0- 0	0- 0	0- 0				
7- 3	0- 0	0- 0	NON-CONFERENCE	1- 1	0- 1	6- 1				
2- 2	0- 0	0- 0	HOME	0- 0	0- 1	2- 1				
5- 1	0- 0	0- 0	AWAY	1- 1	0- 0	4- 0				
0- 0	0- 0	0- 0	NEUTRAL	0- 0	0- 0	0- 0				
0- 0	0- 0	0- 0	CONFERENCE	0- 0	0- 0	0- 0				
0- 0	0- 0	0- 0	HOME	0- 0	0- 0	0- 0				
0- 0	0- 0	0- 0	AWAY	0- 0	0- 0	0- 0				
0- 0	0- 0	0- 0	NEUTRAL	0- 0	0- 0	0- 0				

RPI 1-25				RPI 26-50				RPI 51-100				RPI 101+			
RPI	S	Opponent	Score	RPI	S	Opponent	Score	RPI	S	Opponent	Score	RPI	S	Opponent	Score
								53	A	Kansas	75 81	125	H	Providence	51 55
								70	A	TCU	82 72	152	H	Colgate	82 56
												164	H	Army West Point	65 82
												197	A	Stony Brook	77 71
												227	A	Central Conn. St.	75 62
												251	A	Binghamton	73 69
												256	H	LIU Brooklyn	62 51
												300	A	Saint Peter's	70 49
-----															
LAST 12 Division I GAMES:															
300	A	Saint Peter's	70 49	197	A	Stony Brook	77 71	251	A	Binghamton	73 69	125	H	Providence	51 55
227	A	Central Conn. St.	75 62	251	A	Binghamton	73 69	125	H	Providence	51 55	164	H	Army West Point	65 82
152	H	Colgate	82 56	125	H	Providence	51 55	164	H	Army West Point	65 82	70	A	TCU	82 72
256	H	LIU Brooklyn	62 51	164	H	Army West Point	65 82	70	A	TCU	82 72	53	A	Kansas	75 81

Non-Div I Games:

Yale

Average RPI Win:	320	WON-LOST	WINNING	LAST 10	STRENGTH OF	OPP. STRENGTH	TEAM	ADJ.	CONF.	ADJ CONF.
Average RPI Loss:	193	RECORD	PCT. RANK	GAMES	SCHEDULE	OF SCHEDULE	RPI	RPI	RPI	RPI

DIV. I ONLY	2- 7	273	2- 7	274	315	306	306	15	15
DIV. I NON-CONF.	2- 7	273	2- 7	274	315	306	306	15	15
TOTALS	RPI 1-25	RPI 26-50	W-L RECORDS	RPI 51-100	RPI 101-150	RPI 150+			
2- 7	0- 0	0- 0	OVERALL	0- 0	0- 2	2- 5			
1- 2	0- 0	0- 0	HOME	0- 0	0- 0	1- 2			
1- 5	0- 0	0- 0	AWAY	0- 0	0- 2	1- 3			
0- 0	0- 0	0- 0	NEUTRAL	0- 0	0- 0	0- 0			
2- 7	0- 0	0- 0	NON-CONFERENCE	0- 0	0- 2	2- 5			
1- 2	0- 0	0- 0	HOME	0- 0	0- 0	1- 2			
1- 5	0- 0	0- 0	AWAY	0- 0	0- 2	1- 3			
0- 0	0- 0	0- 0	NEUTRAL	0- 0	0- 0	0- 0			
0- 0	0- 0	0- 0	CONFERENCE	0- 0	0- 0	0- 0			
0- 0	0- 0	0- 0	HOME	0- 0	0- 0	0- 0			
0- 0	0- 0	0- 0	AWAY	0- 0	0- 0	0- 0			
0- 0	0- 0	0- 0	NEUTRAL	0- 0	0- 0	0- 0			

RPI 1-25	RPI 26-50	RPI 51-100	RPI 101+	Team's RPI: 306
RPI S Opponent Score	RPI S Opponent Score	RPI S Opponent Score	RPI S Opponent Score	
			120 A American 72 78	
			136 A Pittsburgh 58 66	
			203 A Robert Morris 52 84	
			207 H Bucknell 60 66	
			213 H Kent St. 44 55	
			216 A Saint Francis (PA) 65 79	
			257 A Akron 58 75	
			298 A Loyol a Chi cago 73 49	
			342 H Northern Ari z. 69 67	
LAST 12 Division I GAMES:				
342 H Northern Ari z.	69 67	203 A Robert Morris	52 84	
216 A Saint Francis (PA)	65 79	207 H Bucknell	60 66	
257 A Akron	58 75	298 A Loyol a Chi cago	73 49	
120 A American	72 78	213 H Kent St.	44 55	
		136 A Pittsburgh	58 66	

Non-Div I Games: Ohio Valley 86 59

Youngstown St.