

Average RPI	Win: 337	WON-LOST RECORD	WINNING PCT. RANK	LAST 10 GAMES	STRENGTH OF SCHEDULE	OPP. STRENGTH OF SCHEDULE	TEAM RPI	ADJ. RPI	CONF. RPI	ADJ CONF. RPI
Average RPI	Loss: 220									
DIV. I ONLY		2- 4	238	0- 0	303	345	313	313	24	24
DIV. I NON-CONF.		2- 4	238	0- 0	303	345	313	313	24	24
-----										
TOTALS	RPI 1-25		RPI 26-50		W-L RECORDS		RPI 51-100		RPI 101-150	RPI 150+
2- 4	0- 0		0- 0		OVERALL		0- 0		0- 0	2- 4
0- 2	0- 0		0- 0		HOME		0- 0		0- 0	0- 2
1- 1	0- 0		0- 0		AWAY		0- 0		0- 0	1- 1
1- 1	0- 0		0- 0		NEUTRAL		0- 0		0- 0	1- 1
2- 4	0- 0		0- 0		NON-CONFERENCE		0- 0		0- 0	2- 4
0- 2	0- 0		0- 0		HOME		0- 0		0- 0	0- 2
1- 1	0- 0		0- 0		AWAY		0- 0		0- 0	1- 1
1- 1	0- 0		0- 0		NEUTRAL		0- 0		0- 0	1- 1
0- 0	0- 0		0- 0		CONFERENCE		0- 0		0- 0	0- 0
0- 0	0- 0		0- 0		HOME		0- 0		0- 0	0- 0
0- 0	0- 0		0- 0		AWAY		0- 0		0- 0	0- 0
0- 0	0- 0		0- 0		NEUTRAL		0- 0		0- 0	0- 0

RPI 1-25				RPI 26-50				RPI 51-100				RPI 101+ Team's RPI: 313			
RPI	S	Opponent	Score	RPI	S	Opponent	Score	RPI	S	Opponent	Score	RPI	S	Opponent	Score
												163	H	Texas St.	53 60
												178	A	Texas Tech	61 78
												208	N	Prairie View	59 67
												329	A	UTRGV	59 49
												329	H	UTRGV	57 70
												344	N	Louisiana	64 63
LAST 12 Division I GAMES:															
				329	H	UTRGV	57 70								
				208	N	Prairie View	59 67								
				344	N	Louisiana	64 63								
				163	H	Texas St.	53 60								
				178	A	Texas Tech	61 78								
				329	A	UTRGV	59 49								

Non-Div I Games: UNKNOWN 78 40 Schreiner 64 34 Tex. A&M Int'l 84 36

Average RPI Win:	204	WON-LOST	WINNING	LAST 10	STRENGTH OF	OPP. STRENGTH	TEAM	ADJ.	CONF.	ADJ CONF.
Average RPI Loss:	76	RECORD	PCT. RANK	GAMES	SCHEDULE	OF SCHEDULE	RPI	RPI	RPI	RPI

DIV. I ONLY	3- 2	123	0- 1	236	65	135	135	24	24
DIV. I NON-CONF.	3- 2	123	0- 1	236	65	135	135	24	24
-----									
TOTALS	RPI 1-25	RPI 26-50	W-L RECORDS	RPI 51-100	RPI 101-150	RPI 150+			
3- 2	0- 0	0- 1	OVERALL	1- 0	0- 1	2- 0			
0- 1	0- 0	0- 1	HOME	0- 0	0- 0	0- 0			
2- 1	0- 0	0- 0	AWAY	1- 0	0- 1	1- 0			
1- 0	0- 0	0- 0	NEUTRAL	0- 0	0- 0	1- 0			
3- 2	0- 0	0- 1	NON-CONFERENCE	1- 0	0- 1	2- 0			
0- 1	0- 0	0- 1	HOME	0- 0	0- 0	0- 0			
2- 1	0- 0	0- 0	AWAY	1- 0	0- 1	1- 0			
1- 0	0- 0	0- 0	NEUTRAL	0- 0	0- 0	1- 0			
0- 0	0- 0	0- 0	CONFERENCE	0- 0	0- 0	0- 0			
0- 0	0- 0	0- 0	HOME	0- 0	0- 0	0- 0			
0- 0	0- 0	0- 0	AWAY	0- 0	0- 0	0- 0			
0- 0	0- 0	0- 0	NEUTRAL	0- 0	0- 0	0- 0			

RPI 1-25				RPI 26-50				RPI 51-100				RPI 101+ Team's RPI: 135			
RPI	S	Opponent	Score	RPI	S	Opponent	Score	RPI	S	Opponent	Score	RPI	S	Opponent	Score
				47	H	Arkansas	68 80	93	A	New Mexico St.	58 46	105	A	Tulsa	63 75
												196	N	Texas Southern	81 39
												323	A	UTEP	70 69
LAST 12 Division I GAMES:															
				47	H	Arkansas	68 80								
				105	A	Tulsa	63 75								
				323	A	UTEP	70 69								
				196	N	Texas Southern	81 39								
				93	A	New Mexico St.	58 46								

Non-Div I Games: Eastern N.M. 78 46 Howard Payne 98 43 Southwest (NM) 90 47 Schreiner 90 43 Abilene Christian

Average RPI Win:	234	WON-LOST	WINNING	LAST 10	STRENGTH OF	OPP. STRENGTH	TEAM	ADJ.	CONF.	ADJ CONF.
Average RPI Loss:	104	RECORD	PCT. RANK	GAMES	SCHEDULE	OF SCHEDULE	RPI	RPI	RPI	RPI
DIV. I ONLY	3- 5	224	0- 1	53	283	172	172	9	9	
DIV. I NON-CONF.	3- 5	224	0- 1	53	283	172	172	9	9	
-----										
TOTALS	RPI 1-25	RPI 26-50	W-L RECORDS	RPI 51-100	RPI 101-150	RPI 150+				
3- 5	0- 0	0- 2	OVERALL	1- 1	0- 0	2- 2				
2- 2	0- 0	0- 0	HOME	1- 0	0- 0	1- 2				
1- 3	0- 0	0- 2	AWAY	0- 1	0- 0	1- 0				
0- 0	0- 0	0- 0	NEUTRAL	0- 0	0- 0	0- 0				
3- 5	0- 0	0- 2	NON-CONFERENCE	1- 1	0- 0	2- 2				
2- 2	0- 0	0- 0	HOME	1- 0	0- 0	1- 2				
1- 3	0- 0	0- 2	AWAY	0- 1	0- 0	1- 0				
0- 0	0- 0	0- 0	NEUTRAL	0- 0	0- 0	0- 0				
0- 0	0- 0	0- 0	CONFERENCE	0- 0	0- 0	0- 0				
0- 0	0- 0	0- 0	HOME	0- 0	0- 0	0- 0				
0- 0	0- 0	0- 0	AWAY	0- 0	0- 0	0- 0				
0- 0	0- 0	0- 0	NEUTRAL	0- 0	0- 0	0- 0				

RPI 1-25				RPI 26-50				RPI 51-100				RPI 101+ Team's RPI: 172			
RPI	S	Opponent	Score	RPI	S	Opponent	Score	RPI	S	Opponent	Score	RPI	S	Opponent	Score
				29	A	Northeastern	41 54	55	H	Northern Colo.	69 57	155	H	George Mason	71 78
				32	A	Minnesota	50 67	100	A	Denver	66 92	202	H	Navy	47 54
												305	A	Army West Point	71 60
												342	H	Fairleigh Dickinson	85 37
-----															
LAST 12 Division I GAMES:															
				32	A	Minnesota	50 67	202	H	Navy	47 54				
				55	H	Northern Colo.	69 57	155	H	George Mason	71 78				
				29	A	Northeastern	41 54								
				305	A	Army West Point	71 60								
				342	H	Fairleigh Dickinson	85 37								
				100	A	Denver	66 92								

Non-Div I Games: Western St. 72 54

Air Force

■ Loss, 
 ■ Non-Conf, 
 ■ S Site, 
 ■ Home 
 ■ A Away 
 N Neutral

Average RPI Win: 281  
Average RPI Loss: 102

WON-LOST  
RECORD

WINNING  
PCT. RANK

LAST 10  
GAMES

STRENGTH OF  
SCHEDULE

OPP. STRENGTH  
OF SCHEDULE

TEAM  
RPI

ADJ.  
RPI

CONF.  
RPI

ADJ CONF.  
RPI

DIV. I ONLY  
DIV. I NON-CONF.

6- 2  
6- 2

67  
67

1- 0  
1- 0

345  
345

95  
95

232  
232

232  
232

10  
10

10  
10

TOTALS

RPI 1-25

RPI 26-50

W-L RECORDS

RPI 51-100

RPI 101-150

RPI 150+

6- 2  
3- 1  
1- 1  
2- 0

0- 0  
0- 0  
0- 0  
0- 0

0- 0  
0- 0  
0- 0  
0- 0

OVERALL  
HOME  
AWAY  
NEUTRAL

0- 1  
0- 1  
0- 0  
0- 0

0- 0  
0- 0  
0- 0  
0- 0

6- 1  
3- 0  
1- 1  
2- 0

6- 2  
3- 1  
1- 1  
2- 0

0- 0  
0- 0  
0- 0  
0- 0

0- 0  
0- 0  
0- 0  
0- 0

NON-CONFERENCE  
HOME  
AWAY  
NEUTRAL

0- 1  
0- 1  
0- 0  
0- 0

0- 0  
0- 0  
0- 0  
0- 0

6- 1  
3- 0  
1- 1  
2- 0

0- 0  
0- 0  
0- 0  
0- 0

0- 0  
0- 0  
0- 0  
0- 0

0- 0  
0- 0  
0- 0  
0- 0

CONFERENCE  
HOME  
AWAY  
NEUTRAL

0- 0  
0- 0  
0- 0  
0- 0

0- 0  
0- 0  
0- 0  
0- 0

0- 0  
0- 0  
0- 0  
0- 0

RPI 1-25

RPI S Opponent Score

RPI 26-50

RPI S Opponent Score

RPI 51-100

RPI S Opponent Score  
52 H Butler 47 63

RPI 101+

Team's RPI: 232

RPI S Opponent Score  
152 A Youngstown St. 61 72  
222 N Oakland 85 65  
229 H St. Bonaventure 67 58  
268 H Eastern Ky. 63 54  
309 N Northern Ky. 77 60  
324 A N. C. A&T 49 36  
332 H Canisius 62 53

LAST 12 Division I GAMES:

309 N Northern Ky. 77 60  
222 N Oakland 85 65  
324 A N. C. A&T 49 36

332 H Canisius 62 53  
52 H Butler 47 63  
229 H St. Bonaventure 67 58  
268 H Eastern Ky. 63 54  
152 A Youngstown St. 61 72

A  
k  
r  
o  
n

A  
k  
r  
o  
n

Non-Div I Games:

Akron

Loss, Non-Conf, S Site, H Home A Away N Neutral

Average RPI	Win: 195	WON-LOST RECORD	WINNING PCT. RANK	LAST 10 GAMES	STRENGTH OF SCHEDULE	OPP. STRENGTH OF SCHEDULE	TEAM RPI	ADJ. RPI	CONF. RPI	ADJ. CONF. RPI
Average RPI	Loss: 108									
DIV. I ONLY		7- 4	104	0- 1	93	211	121	121	5	5
DIV. I NON-CONF.		7- 4	104	0- 1	93	211	121	121	5	5
-----										
TOTALS	RPI 1-25		RPI 26-50		W-L RECORDS		RPI 51-100		RPI 101-150	RPI 150+
7- 4	0- 0		1- 0		OVERALL		1- 2		0- 2	5- 0
6- 1	0- 0		1- 0		HOME		1- 0		0- 1	4- 0
1- 1	0- 0		0- 0		AWAY		0- 1		0- 0	1- 0
0- 2	0- 0		0- 0		NEUTRAL		0- 1		0- 1	0- 0
7- 4	0- 0		1- 0		NON-CONFERENCE		1- 2		0- 2	5- 0
6- 1	0- 0		1- 0		HOME		1- 0		0- 1	4- 0
1- 1	0- 0		0- 0		AWAY		0- 1		0- 0	1- 0
0- 2	0- 0		0- 0		NEUTRAL		0- 1		0- 1	0- 0
0- 0	0- 0		0- 0		CONFERENCE		0- 0		0- 0	0- 0
0- 0	0- 0		0- 0		HOME		0- 0		0- 0	0- 0
0- 0	0- 0		0- 0		AWAY		0- 0		0- 0	0- 0
0- 0	0- 0		0- 0		NEUTRAL		0- 0		0- 0	0- 0

RPI 1-25				RPI 26-50				RPI 51-100				RPI 101+ Team's RPI: 121			
RPI	S	Opponent	Score	RPI	S	Opponent	Score	RPI	S	Opponent	Score	RPI	S	Opponent	Score
				37	H	Tulane	69 58	82	N	Louisiana Tech	62 79	105	N	Tulsa	73 80
								95	H	Clemson	76 56	147	H	South Alabama	67 72
								97	A	Utah	62 72	206	A	SMU	62 61
												213	H	Southeastern La.	88 40
												230	H	Stetson	59 47
												245	H	Grambling	73 55
												336	H	Northwestern St.	87 73
LAST 12 Division I GAMES:															
				82	N	Louisiana Tech	62 79	147	H	South Alabama	67 72				
				336	H	Northwestern St.	87 73	105	N	Tulsa	73 80				
				37	H	Tulane	69 58	230	H	Stetson	59 47				
				97	A	Utah	62 72	245	H	Grambling	73 55				
				213	H	Southeastern La.	88 40	95	H	Clemson	76 56				
								206	A	SMU	62 61				

Non-Div I Games:

Alabama

Average RPI	Win: 272	WON-LOST RECORD	WINNING PCT. RANK	LAST 10 GAMES	STRENGTH OF SCHEDULE	OPP. STRENGTH OF SCHEDULE	TEAM RPI	ADJ. RPI	CONF. RPI	ADJ. CONF. RPI
Average RPI	Loss: 204									
DIV. I ONLY	3- 6	238	1- 0	176	346	264	264	28	28	
DIV. I NON-CONF.	3- 6	238	1- 0	176	346	264	264	28	28	
-----										
TOTALS	RPI 1-25	RPI 26-50	W-L RECORDS	RPI 51-100	RPI 101-150	RPI 150+				
3- 6	0- 0	0- 0	OVERALL	0- 1	0- 1	3- 4				
2- 2	0- 0	0- 0	HOME	0- 0	0- 0	2- 2				
1- 4	0- 0	0- 0	AWAY	0- 1	0- 1	1- 2				
0- 0	0- 0	0- 0	NEUTRAL	0- 0	0- 0	0- 0				
3- 6	0- 0	0- 0	NON-CONFERENCE	0- 1	0- 1	3- 4				
2- 2	0- 0	0- 0	HOME	0- 0	0- 0	2- 2				
1- 4	0- 0	0- 0	AWAY	0- 1	0- 1	1- 2				
0- 0	0- 0	0- 0	NEUTRAL	0- 0	0- 0	0- 0				
0- 0	0- 0	0- 0	CONFERENCE	0- 0	0- 0	0- 0				
0- 0	0- 0	0- 0	HOME	0- 0	0- 0	0- 0				
0- 0	0- 0	0- 0	AWAY	0- 0	0- 0	0- 0				
0- 0	0- 0	0- 0	NEUTRAL	0- 0	0- 0	0- 0				

RPI 1-25				RPI 26-50				RPI 51-100				RPI 101+ Team's RPI: 264			
RPI	S	Opponent	Score	RPI	S	Opponent	Score	RPI	S	Opponent	Score	RPI	S	Opponent	Score
								69	A	Kansas	54 65	130	A	Illinois	60 88
												173	A	UAB	47 82
												180	H	Jacksonville St.	48 55
												213	H	Southeastern La.	51 48
												300	A	Murray St.	59 53
												304	H	Tennessee St.	67 57
												328	H	Lipscomb	58 62
												345	A	Austin Peay	58 75
LAST 12 Division I GAMES:															
213	H	Southeastern La.	51 48	173	A	UAB	47 82								
180	H	Jacksonville St.	48 55	69	A	Kansas	54 65								
345	A	Austin Peay	58 75	328	H	Lipscomb	58 62								
300	A	Murray St.	59 53	304	H	Tennessee St.	67 57								
				130	A	Illinois	60 88								

Non-Div I Games:

Alabama A&amp;M

Average RPI	Win:	0	WON-LOST	WINNING	LAST 10	STRENGTH OF	OPP. STRENGTH	TEAM	ADJ.	CONF.	ADJ CONF.
Average RPI	Loss:	133	RECORD	PCT. RANK	GAMES	SCHEDULE	OF SCHEDULE	RPI	RPI	RPI	RPI
DIV. I ONLY		0- 8	330	0- 1	7	340	231	231	28	28	
DIV. I NON-CONF.		0- 8	330	0- 1	7	340	231	231	28	28	
-----											
TOTALS	RPI 1-25		RPI 26-50		W-L RECORDS	RPI 51-100		RPI 101-150		RPI 150+	
0- 8	0- 1		0- 0		OVERALL	0- 2		0- 2		0- 3	
0- 3	0- 0		0- 0		HOME	0- 1		0- 0		0- 2	
0- 5	0- 1		0- 0		AWAY	0- 1		0- 2		0- 1	
0- 0	0- 0		0- 0		NEUTRAL	0- 0		0- 0		0- 0	
0- 8	0- 1		0- 0		NON-CONFERENCE	0- 2		0- 2		0- 3	
0- 3	0- 0		0- 0		HOME	0- 1		0- 0		0- 2	
0- 5	0- 1		0- 0		AWAY	0- 1		0- 2		0- 1	
0- 0	0- 0		0- 0		NEUTRAL	0- 0		0- 0		0- 0	
0- 0	0- 0		0- 0		CONFERENCE	0- 0		0- 0		0- 0	
0- 0	0- 0		0- 0		HOME	0- 0		0- 0		0- 0	
0- 0	0- 0		0- 0		AWAY	0- 0		0- 0		0- 0	
0- 0	0- 0		0- 0		NEUTRAL	0- 0		0- 0		0- 0	

RPI 1-25				RPI 26-50				RPI 51-100				RPI 101+ Team's RPI: 231			
RPI	S	Opponent	Score	RPI	S	Opponent	Score	RPI	S	Opponent	Score	RPI	S	Opponent	Score
11	A	Kentucky	35 87					62	H	South Carolina	38 94	125	A	North Ala.	42 68
								70	A	Georgia Tech	42 69	147	A	South Alabama	65 77
												173	H	UAB	47 62
												218	A	Troy	46 116
												260	H	Samford	51 60
-----															
LAST 12 Division I GAMES:															
147	A	South Alabama	65 77	173	H	UAB	47 62								
70	A	Georgia Tech	42 69	11	A	Kentucky	35 87								
218	A	Troy	46 116												
125	A	North Ala.	42 68												
260	H	Samford	51 60												
62	H	South Carolina	38 94												

Non-Div I Games: Mobile 69 63

Al abama St.

Loss, 
Non-Conf, S Site, 
H Home
A Away 
N Neutral

Average RPI Win: 315

Average RPI Loss: 203

WON-LOST  
RECORDWINNING  
PCT. RANKLAST 10  
GAMESSTRENGTH OF  
SCHEDULEOPP. STRENGTH  
OF SCHEDULETEAM  
RPIADJ.  
RPICONF.  
RPIADJ CONF.  
RPIDIV. I ONLY  
DIV. I NON-CONF.2- 9  
2- 9296  
2961- 0  
1- 0247  
247321  
321322  
322322  
32223  
2323  
23

TOTALS

RPI 1-25

RPI 26-50

W-L RECORDS

RPI 51-100

RPI 101-150

RPI 150+

2- 9

0- 0

0- 0

OVERALL

0- 2

0- 1

2- 6

1- 4

0- 0

0- 0

HOME

0- 0

0- 1

1- 3

1- 5

0- 0

0- 0

AWAY

0- 2

0- 0

1- 3

0- 0

0- 0

0- 0

NEUTRAL

0- 0

0- 0

0- 0

2- 9

0- 0

0- 0

NON-CONFERENCE

0- 2

0- 1

2- 6

1- 4

0- 0

0- 0

HOME

0- 0

0- 1

1- 3

1- 5

0- 0

0- 0

AWAY

0- 2

0- 0

1- 3

0- 0

0- 0

0- 0

NEUTRAL

0- 0

0- 0

0- 0

0- 0

0- 0

0- 0

CONFERENCE

0- 0

0- 0

0- 0

0- 0

0- 0

0- 0

HOME

0- 0

0- 0

0- 0

0- 0

0- 0

0- 0

AWAY

0- 0

0- 0

0- 0

0- 0

0- 0

0- 0

NEUTRAL

0- 0

0- 0

0- 0

RPI 1-25

RPI 26-50

RPI 51-100

RPI 101+

Team's RPI: 322

RPI S Opponent Score

RPI S Opponent Score

RPI S Opponent Score

RPI S Opponent Score

61 A Rutgers 39 65  
86 A South Fla. 37 74136 H Marist 56 74  
189 A Monmouth 56 64  
204 H Holy Cross 50 56  
248 H Central Conn. St. 53 60  
254 A Cornell 34 48  
288 A St. Francis Brooklyn 67 60  
321 A Lafayette 66 67  
332 H Canisius 42 48  
341 H Manhattan 60 54

LAST 12 Division I GAMES:

204 H Holy Cross 50 56  
189 A Monmouth 56 64  
61 A Rutgers 39 65  
341 H Manhattan 60 54  
254 A Cornell 34 48  
86 A South Fla. 37 74  
288 A St. Francis Brooklyn 67 60  
136 H Marist 56 74  
248 H Central Conn. St. 53 60  
321 A Lafayette 66 67  
332 H Canisius 42 48

Albany (NY)

Albany (NY)

Non-Div I Games:

Albany (NY)

Loss, Non-Conf, S Site, H Home A Away N Neutral



Average RPI Win: 0		WON-LOST		WINNING		LAST 10		STRENGTH OF		OPP. STRENGTH		TEAM		ADJ.		CONF.		ADJ CONF.	
Average RPI Loss: 272		RECORD		PCT. RANK		GAMES		SCHEDULE		OF SCHEDULE		RPI		RPI		RPI		RPI	
DIV. I ONLY		0- 6		330		0- 1		336		347		351		351		28		28	
DIV. I NON-CONF.		0- 6		330		0- 1		336		347		351		351		28		28	
TOTALS		RPI 1-25		RPI 26-50		W-L RECORDS		RPI 51-100		RPI 101-150		RPI 150+							
0- 6		0- 0		0- 0		OVERALL		0- 0		0- 0		0- 6							
0- 2		0- 0		0- 0		HOME		0- 0		0- 0		0- 2							
0- 4		0- 0		0- 0		AWAY		0- 0		0- 0		0- 4							
0- 0		0- 0		0- 0		NEUTRAL		0- 0		0- 0		0- 0							
0- 6		0- 0		0- 0		NON-CONFERENCE		0- 0		0- 0		0- 6							
0- 2		0- 0		0- 0		HOME		0- 0		0- 0		0- 2							
0- 4		0- 0		0- 0		AWAY		0- 0		0- 0		0- 4							
0- 0		0- 0		0- 0		NEUTRAL		0- 0		0- 0		0- 0							
0- 0		0- 0		0- 0		CONFERENCE		0- 0		0- 0		0- 0							
0- 0		0- 0		0- 0		HOME		0- 0		0- 0		0- 0							
0- 0		0- 0		0- 0		AWAY		0- 0		0- 0		0- 0							
0- 0		0- 0		0- 0		NEUTRAL		0- 0		0- 0		0- 0							

RPI 1-25				RPI 26-50				RPI 51-100				RPI 101+ Team's RPI: 351			
RPI	S	Opponent	Score	RPI	S	Opponent	Score	RPI	S	Opponent	Score	RPI	S	Opponent	Score
												173	A	UAB	53 80
												213	H	Southeastern La.	59 77
												274	A	Southern Mi ss.	47 66
												312	H	Central Ark.	46 57
												323	A	UTEP	51 77
												336	A	Northwestern St.	65 78
-----															
LAST 12 Division I GAMES:								274	A	Southern Mi ss.	47	66			
								173	A	UAB	53	80			
								312	H	Central Ark.	46	57			
								336	A	Northwestern St.	65	78			
								213	H	Southeastern La.	59	77			
								323	A	UTEP	51	77			

Non-Div I Games: Lane 58 70 Fisk 67 64

Al corn

American

A  
m  
e  
r  
i  
c  
a  
n

Ameri can

Average RPI	Win: 272	WON-LOST	WINNING	LAST 10	STRENGTH OF	OPP. STRENGTH	TEAM	ADJ.	CONF.	ADJ CONF.
Average RPI	Loss: 150	RECORD	PCT. RANK	GAMES	SCHEDULE	OF SCHEDULE	RPI	RPI	RPI	RPI
DIV. I ONLY	5- 4	140	0- 1	218	300	179	179	19	19	
DIV. I NON-CONF.	5- 4	140	0- 1	218	300	179	179	19	19	
-----										
TOTALS	RPI 1-25	RPI 26-50	W-L RECORDS	RPI 51-100	RPI 101-150	RPI 150+				
5- 4	0- 0	0- 0	OVERALL	0- 2	0- 0	5- 2				
4- 0	0- 0	0- 0	HOME	0- 0	0- 0	4- 0				
1- 4	0- 0	0- 0	AWAY	0- 2	0- 0	1- 2				
0- 0	0- 0	0- 0	NEUTRAL	0- 0	0- 0	0- 0				
5- 4	0- 0	0- 0	NON-CONFERENCE	0- 2	0- 0	5- 2				
4- 0	0- 0	0- 0	HOME	0- 0	0- 0	4- 0				
1- 4	0- 0	0- 0	AWAY	0- 2	0- 0	1- 2				
0- 0	0- 0	0- 0	NEUTRAL	0- 0	0- 0	0- 0				
0- 0	0- 0	0- 0	CONFERENCE	0- 0	0- 0	0- 0				
0- 0	0- 0	0- 0	HOME	0- 0	0- 0	0- 0				
0- 0	0- 0	0- 0	AWAY	0- 0	0- 0	0- 0				
0- 0	0- 0	0- 0	NEUTRAL	0- 0	0- 0	0- 0				

RPI 1-25				RPI 26-50				RPI 51-100				RPI 101+				Team's RPI: 179	
RPI	S	Opponent	Score	RPI	S	Opponent	Score	RPI	S	Opponent	Score	RPI	S	Opponent	Score		
								62	A	South Carolina	50	80	173	A	UAB	61	80
								70	A	Georgia Tech	53	71	197	H	Elon	65	62
													235	A	Davidson	81	78
													283	H	Col. of Charleston	80	66
													295	A	ETSU	64	95
													310	H	Marshall	74	52
													335	H	UNC Greensboro	68	65
LAST 12 Division I GAMES:																	
310	H	Marshall	74	52	62	A	South Carolina	50	80	283	H	Col. of Charleston	80	66			
197	H	Elon	65	62	295	A	ETSU	64	95								
235	A	Davidson	81	78													
335	H	UNC Greensboro	68	65													
70	A	Georgia Tech	53	71													
173	A	UAB	61	80													

Non-Div I Games:

Appalachian St.

Average RPI	Win:	189	WON-LOST	WINNING	LAST 10	STRENGTH OF	OPP. STRENGTH	TEAM	ADJ.	CONF.	ADJ CONF.
Average RPI	Loss:	79	RECORD	PCT. RANK	GAMES	SCHEDULE	OF SCHEDULE	RPI	RPI	RPI	RPI
DIV. I ONLY		8- 1		26	1- 0	271	55	81	81	2	2
DIV. I NON-CONF.		8- 1		26	1- 0	271	55	81	81	2	2
-----											
TOTALS	RPI 1-25		RPI 26-50		W-L RECORDS	RPI 51-100		RPI 101-150		RPI 150+	
8- 1	0- 0		0- 0		OVERALL	3- 1		0- 0		5- 0	
4- 1	0- 0		0- 0		HOME	2- 1		0- 0		2- 0	
2- 0	0- 0		0- 0		AWAY	0- 0		0- 0		2- 0	
2- 0	0- 0		0- 0		NEUTRAL	1- 0		0- 0		1- 0	
8- 1	0- 0		0- 0		NON-CONFERENCE	3- 1		0- 0		5- 0	
4- 1	0- 0		0- 0		HOME	2- 1		0- 0		2- 0	
2- 0	0- 0		0- 0		AWAY	0- 0		0- 0		2- 0	
2- 0	0- 0		0- 0		NEUTRAL	1- 0		0- 0		1- 0	
0- 0	0- 0		0- 0		CONFERENCE	0- 0		0- 0		0- 0	
0- 0	0- 0		0- 0		HOME	0- 0		0- 0		0- 0	
0- 0	0- 0		0- 0		AWAY	0- 0		0- 0		0- 0	
0- 0	0- 0		0- 0		NEUTRAL	0- 0		0- 0		0- 0	

RPI 1-25				RPI 26-50				RPI 51-100 Team's RPI: 81				RPI 101+			
RPI	S	Opponent	Score	RPI	S	Opponent	Score	RPI	S	Opponent	Score	RPI	S	Opponent	Score
								67	H	Idaho St.	71 46	162	A	San Diego St.	69 60
								75	N	Portland	92 70	252	N	Seattle U	84 54
								79	H	Loyola Marymount	64 66	275	A	Long Beach St.	70 43
								84	H	Montana	100 51	294	H	Incarnate Word	84 42
												299	H	South Carolina St.	73 32
-----															
LAST 12 Division I GAMES:															
252	N	Seattle U	84 54	275	A	Long Beach St.	70 43	84	H	Montana	100 51	162	A	San Diego St.	69 60
79	H	Loyola Marymount	64 66					294	H	Incarnate Word	84 42	299	H	South Carolina St.	73 32
67	H	Idaho St.	71 46	75	N	Portland	92 70								

Non-Div I Games:

Ari zona

Average RPI	Win: 124	WON-LOST	WINNING	LAST 10	STRENGTH OF	OPP. STRENGTH	TEAM	ADJ.	CONF.	ADJ CONF.
Average RPI	Loss: 11	RECORD	PCT. RANK	GAMES	SCHEDULE	OF SCHEDULE	RPI	RPI	RPI	RPI
DIV. I ONLY	8- 2	43	1- 0	70	13	24	24	2	2	
DIV. I NON-CONF.	8- 2	43	1- 0	70	13	24	24	2	2	
-----										
TOTALS	RPI 1-25	RPI 26-50	W-L RECORDS	RPI 51-100	RPI 101-150	RPI 150+				
8- 2	0- 2	1- 0	OVERALL	3- 0	2- 0	2- 0				
4- 1	0- 1	0- 0	HOME	2- 0	1- 0	1- 0				
2- 0	0- 0	1- 0	AWAY	0- 0	1- 0	0- 0				
2- 1	0- 1	0- 0	NEUTRAL	1- 0	0- 0	1- 0				
8- 2	0- 2	1- 0	NON-CONFERENCE	3- 0	2- 0	2- 0				
4- 1	0- 1	0- 0	HOME	2- 0	1- 0	1- 0				
2- 0	0- 0	1- 0	AWAY	0- 0	1- 0	0- 0				
2- 1	0- 1	0- 0	NEUTRAL	1- 0	0- 0	1- 0				
0- 0	0- 0	0- 0	CONFERENCE	0- 0	0- 0	0- 0				
0- 0	0- 0	0- 0	HOME	0- 0	0- 0	0- 0				
0- 0	0- 0	0- 0	AWAY	0- 0	0- 0	0- 0				
0- 0	0- 0	0- 0	NEUTRAL	0- 0	0- 0	0- 0				

RPI	S	Opponent	Score	RPI	S	Opponent	Score	RPI	S	Opponent	Score	RPI	S	Opponent	Score
9	N	Louisville	56 58	47	A	Arkansas	88 85	78	H	Southern U.	69 47	105	H	Tulsa	70 52
12	H	Baylor	59 65					82	H	Louisiana Tech	80 44	137	A	Colorado St.	70 39
								94	N	Kansas St.	65 51	157	N	Southern Ill.	82 38
												294	H	Incarnate Word	81 43
-----															
LAST 12 Division I GAMES:															
105	H	Tulsa	70 52	78	H	Southern U.	69 47	82	H	Louisiana Tech	80 44	157	N	Southern Ill.	82 38
94	N	Kansas St.	65 51	47	A	Arkansas	88 85	9	N	Louisville	56 58	47	A	Arkansas	88 85
137	A	Colorado St.	70 39	12	H	Baylor	59 65								
294	H	Incarnate Word	81 43												

Non-Div I Games:

Arizona St.

Average RPI Win: 0		WON-LOST RECORD		WINNING PCT. RANK		LAST 10 GAMES		STRENGTH OF SCHEDULE		OPP. STRENGTH OF SCHEDULE		TEAM RPI		ADJ. RPI		CONF. RPI		ADJ CONF. RPI	
DIV. I ONLY		0- 3		330		0- 0		3		328		186		186		28		28	
DIV. I NON-CONF.		0- 3		330		0- 0		3		328		186		186		28		28	
TOTALS		RPI 1-25		RPI 26-50		W-L RECORDS		RPI 51-100		RPI 101-150		RPI 150+							
0- 3		0- 0		0- 1		OVERALL		0- 0		0- 1		0- 1							
0- 0		0- 0		0- 0		HOME		0- 0		0- 0		0- 0							
0- 3		0- 0		0- 1		AWAY		0- 0		0- 1		0- 1							
0- 0		0- 0		0- 0		NEUTRAL		0- 0		0- 0		0- 0							
0- 3		0- 0		0- 1		NON-CONFERENCE		0- 0		0- 1		0- 1							
0- 0		0- 0		0- 0		HOME		0- 0		0- 0		0- 0							
0- 3		0- 0		0- 1		AWAY		0- 0		0- 1		0- 1							
0- 0		0- 0		0- 0		NEUTRAL		0- 0		0- 0		0- 0							
0- 0		0- 0		0- 0		CONFERENCE		0- 0		0- 0		0- 0							
0- 0		0- 0		0- 0		HOME		0- 0		0- 0		0- 0							
0- 0		0- 0		0- 0		AWAY		0- 0		0- 0		0- 0							
0- 0		0- 0		0- 0		NEUTRAL		0- 0		0- 0		0- 0							

RPI 1-25				RPI 26-50				RPI 51-100				RPI 101+ Team's RPI: 186			
RPI	S	Opponent	Score	RPI	S	Opponent	Score	RPI	S	Opponent	Score	RPI	S	Opponent	Score
				32	A	Minnesota	42 84					101	A	Oregon St.	33 89
												246	A	Wichita St.	39 76
LAST 12 Division I GAMES:															
				32	A	Minnesota	42 84								
				101	A	Oregon St.	33 89								
				246	A	Wichita St.	39 76								

Non-Div I Games: Paul Quinn 68 52 Tougaloo 68 60

Ark. -Pine Bluff

Average RPI Win: 194

Average RPI Loss: 52

WON-LOST  
RECORDWINNING  
PCT. RANKLAST 10  
GAMESSTRENGTH OF  
SCHEDULEOPP. STRENGTH  
OF SCHEDULETEAM  
RPIADJ.  
RPICONF.  
RPIADJ CONF.  
RPIDIV. I ONLY  
DIV. I NON-CONF.8- 3  
8- 379  
791- 0  
1- 0101  
10196  
9647  
4747  
475  
55  
5

TOTALS

RPI 1-25

RPI 26-50

W-L RECORDS

RPI 51-100

RPI 101-150

RPI 150+

8- 3

0- 2

0- 0

OVERALL

1- 0

3- 1

4- 0

4- 1

0- 1

0- 0

HOME

1- 0

1- 0

2- 0

2- 1

0- 1

0- 0

AWAY

0- 0

1- 0

1- 0

2- 1

0- 0

0- 0

NEUTRAL

0- 0

1- 1

1- 0

8- 3

0- 2

0- 0

NON-CONFERENCE

1- 0

3- 1

4- 0

4- 1

0- 1

0- 0

HOME

1- 0

1- 0

2- 0

2- 1

0- 1

0- 0

AWAY

0- 0

1- 0

1- 0

2- 1

0- 0

0- 0

NEUTRAL

0- 0

1- 1

1- 0

0- 0

0- 0

0- 0

CONFERENCE

0- 0

0- 0

0- 0

0- 0

0- 0

0- 0

HOME

0- 0

0- 0

0- 0

0- 0

0- 0

0- 0

AWAY

0- 0

0- 0

0- 0

0- 0

0- 0

0- 0

NEUTRAL

0- 0

0- 0

0- 0

RPI 1-25

RPI 26-50

Team's RPI: 47

RPI 51-100

RPI 101+

RPI	S	Opponent	Score
5	A	Iowa St.	82 91
24	H	Arizona St.	85 88

RPI	S	Opponent	Score
-----	---	----------	-------

RPI	S	Opponent	Score
92	H	Tennessee Tech	65 42

RPI	S	Opponent	Score
127	N	Pittsburgh	54 61
135	A	Abilene Christian	80 68
141	N	Wisconsin	69 68
148	H	Oral Roberts	74 61
185	A	UT Arlington	66 65
208	H	Prairie View	71 44
304	N	Tennessee St.	79 55
336	H	Northwestern St.	98 53

LAST 12 Division I GAMES:

208	H	Prairie View	71	44	92	H	Tennessee Tech	65	42
135	A	Abilene Christian	80	68	5	A	Iowa St.	82	91
24	H	Arizona St.	85	88	148	H	Oral Roberts	74	61
185	A	UT Arlington	66	65	141	N	Wisconsin	69	68
336	H	Northwestern St.	98	53	127	N	Pittsburgh	54	61
					304	N	Tennessee St.	79	55

Arkansas

Arkansas

Non-Div I Games:

Arkansas

Loss, 
 Non-Conf, 
 S Site, 
 H Home 
 A Away 
 N Neutral

Average RPI Win:	251	WON-LOST	WINNING	LAST 10	STRENGTH OF	OPP. STRENGTH	TEAM	ADJ.	CONF.	ADJ CONF.
Average RPI Loss:	77	RECORD	PCT. RANK	GAMES	SCHEDULE	OF SCHEDULE	RPI	RPI	RPI	RPI
DIV. I ONLY	5- 4	140	1- 0	184	177	167	167	19	19	
DIV. I NON-CONF.	5- 4	140	1- 0	184	177	167	167	19	19	
-----										
TOTALS	RPI 1-25	RPI 26-50	W-L RECORDS	RPI 51-100	RPI 101-150	RPI 150+				
5- 4	0- 0	0- 1	OVERALL	0- 2	1- 1	4- 0				
4- 1	0- 0	0- 0	HOME	0- 1	1- 0	3- 0				
1- 3	0- 0	0- 1	AWAY	0- 1	0- 1	1- 0				
0- 0	0- 0	0- 0	NEUTRAL	0- 0	0- 0	0- 0				
5- 4	0- 0	0- 1	NON-CONFERENCE	0- 2	1- 1	4- 0				
4- 1	0- 0	0- 0	HOME	0- 1	1- 0	3- 0				
1- 3	0- 0	0- 1	AWAY	0- 1	0- 1	1- 0				
0- 0	0- 0	0- 0	NEUTRAL	0- 0	0- 0	0- 0				
0- 0	0- 0	0- 0	CONFERENCE	0- 0	0- 0	0- 0				
0- 0	0- 0	0- 0	HOME	0- 0	0- 0	0- 0				
0- 0	0- 0	0- 0	AWAY	0- 0	0- 0	0- 0				
0- 0	0- 0	0- 0	NEUTRAL	0- 0	0- 0	0- 0				

RPI 1-25				RPI 26-50				RPI 51-100				RPI 101+ Team's RPI: 167			
RPI	S	Opponent	Score	RPI	S	Opponent	Score	RPI	S	Opponent	Score	RPI	S	Opponent	Score
				50	A	Texas A&M	56 97	64	A	UT Martin	91 97	105	H	Tulsa	73 60
								82	H	Louisiana Tech	70 80	113	A	Oklahoma St.	60 62
												259	H	Mississippi Val.	60 57
												267	H	Memphis	77 66
												300	H	Murray St.	74 63
												323	A	UTEP	67 66
LAST 12 Division I GAMES:															
				259	H	Mississippi Val.	60 57	300	H	Murray St.	74 63				
				105	H	Tulsa	73 60	50	A	Texas A&M	56 97				
				323	A	UTEP	67 66	82	H	Louisiana Tech	70 80				
								64	A	UT Martin	91 97				
								267	H	Memphis	77 66				
								113	A	Oklahoma St.	60 62				

Non-Div I Games:

Arkansas St.



Average RPI Win:	327	WON-LOST	WINNING	LAST 10	STRENGTH OF	OPP. STRENGTH	TEAM	ADJ.	CONF.	ADJ CONF.
Average RPI Loss:	162	RECORD	PCT. RANK	GAMES	SCHEDULE	OF SCHEDULE	RPI	RPI	RPI	RPI

DIV. I ONLY	4- 6	212	0- 1	320	265	305	305	22	22
DIV. I NON-CONF.	4- 6	212	0- 1	320	265	305	305	22	22
TOTALS	RPI 1-25	RPI 26-50	W-L RECORDS	RPI 51-100	RPI 101-150	RPI 150+			
4- 6	0- 0	0- 0	OVERALL	0- 2	0- 1	4- 3			
2- 3	0- 0	0- 0	HOME	0- 1	0- 1	2- 1			
2- 3	0- 0	0- 0	AWAY	0- 1	0- 0	2- 2			
0- 0	0- 0	0- 0	NEUTRAL	0- 0	0- 0	0- 0			
4- 6	0- 0	0- 0	NON-CONFERENCE	0- 2	0- 1	4- 3			
2- 3	0- 0	0- 0	HOME	0- 1	0- 1	2- 1			
2- 3	0- 0	0- 0	AWAY	0- 1	0- 0	2- 2			
0- 0	0- 0	0- 0	NEUTRAL	0- 0	0- 0	0- 0			
0- 0	0- 0	0- 0	CONFERENCE	0- 0	0- 0	0- 0			
0- 0	0- 0	0- 0	HOME	0- 0	0- 0	0- 0			
0- 0	0- 0	0- 0	AWAY	0- 0	0- 0	0- 0			
0- 0	0- 0	0- 0	NEUTRAL	0- 0	0- 0	0- 0			

RPI 1-25				RPI 26-50				RPI 51-100				RPI 101+				Team's RPI: 305	
RPI	S	Opponent	Score	RPI	S	Opponent	Score	RPI	S	Opponent	Score	RPI	S	Opponent	Score		
								53	A	TCU	38	63	124	H	Yale	51	62
								83	H	St. John's (NY)	49	60	172	H	Air Force	60	71
													255	A	Binghamton	47	60
													284	A	Columbia	49	70
													288	H	St. Francis Brooklyn	69	57
													326	A	Wagner	61	46
													342	H	Fairleigh Dickinson	62	40
													350	A	LIU Brooklyn	57	42
LAST 12 Division I GAMES:																	
								124	H	Yale	51	62	172	H	Air Force	60	71
								326	A	Wagner	61	46	83	H	St. John's (NY)	49	60
								342	H	Fairleigh Dickinson	62	40	284	A	Columbia	49	70
								53	A	TCU	38	63	350	A	LIU Brooklyn	57	42
								288	H	St. Francis Brooklyn	69	57					
								255	A	Binghamton	47	60					

Non-Div I Games:

Army West Point

Average RPI Win: 218		WON-LOST RECORD	WINNING PCT. RANK	LAST 10 GAMES	STRENGTH OF SCHEDULE	OPP. STRENGTH OF SCHEDULE	TEAM RPI	ADJ. RPI	CONF. RPI	ADJ CONF. RPI
Average RPI Loss: 5										
DIV. I ONLY		7- 1	33	1- 0	241	89	44	44	5	5
DIV. I NON-CONF.		7- 1	33	1- 0	241	89	44	44	5	5
-----										
TOTALS	RPI 1-25		RPI 26-50		W-L RECORDS	RPI 51-100	RPI 101-150		RPI 150+	
7- 1	1- 1		0- 0		OVERALL	0- 0	0- 0		6- 0	
5- 0	0- 0		0- 0		HOME	0- 0	0- 0		5- 0	
2- 1	1- 1		0- 0		AWAY	0- 0	0- 0		1- 0	
0- 0	0- 0		0- 0		NEUTRAL	0- 0	0- 0		0- 0	
7- 1	1- 1		0- 0		NON-CONFERENCE	0- 0	0- 0		6- 0	
5- 0	0- 0		0- 0		HOME	0- 0	0- 0		5- 0	
2- 1	1- 1		0- 0		AWAY	0- 0	0- 0		1- 0	
0- 0	0- 0		0- 0		NEUTRAL	0- 0	0- 0		0- 0	
0- 0	0- 0		0- 0		CONFERENCE	0- 0	0- 0		0- 0	
0- 0	0- 0		0- 0		HOME	0- 0	0- 0		0- 0	
0- 0	0- 0		0- 0		AWAY	0- 0	0- 0		0- 0	
0- 0	0- 0		0- 0		NEUTRAL	0- 0	0- 0		0- 0	

RPI 1-25	RPI 26-50	Team's RPI: 44	RPI 51-100	RPI 101+
RPI S Opponent Score	RPI S Opponent Score		RPI S Opponent Score	RPI S Opponent Score
5 A Iowa St. 64 67				160 H Nicholls St. 80 59
20 A New Mexico 79 76				193 H Oklahoma 95 79
				245 H Grambling 97 48
				260 H Samford 73 46
				302 A Saint Joseph's 81 70
				344 H Louisiana 71 59
LAST 12 Division I GAMES:				
260 H Samford 73 46	20 A New Mexico 79 76			
302 A Saint Joseph's 81 70	5 A Iowa St. 64 67			
193 H Oklahoma 95 79				
344 H Louisiana 71 59				
160 H Nicholls St. 80 59				
245 H Grambling 97 48				

Non-Div I Games: Xavier (LA) 77 58

Auburn

Average RPI Win:	300	WON-LOST	WINNING	LAST 10	STRENGTH OF	OPP. STRENGTH	TEAM	ADJ.	CONF.	ADJ CONF.
Average RPI Loss:	218	RECORD	PCT. RANK	GAMES	SCHEDULE	OF SCHEDULE	RPI	RPI	RPI	RPI
DIV. I ONLY	3- 5	224	0- 0	350	150	345	345	20	20	
DIV. I NON-CONF.	3- 5	224	0- 0	350	150	345	345	20	20	
-----										
TOTALS	RPI 1-25	RPI 26-50	W-L RECORDS	RPI 51-100	RPI 101-150	RPI 150+				
3- 5	0- 0	0- 0	OVERALL	0- 0	0- 1	3- 4				
3- 1	0- 0	0- 0	HOME	0- 0	0- 0	3- 1				
0- 4	0- 0	0- 0	AWAY	0- 0	0- 1	0- 3				
0- 0	0- 0	0- 0	NEUTRAL	0- 0	0- 0	0- 0				
3- 5	0- 0	0- 0	NON-CONFERENCE	0- 0	0- 1	3- 4				
3- 1	0- 0	0- 0	HOME	0- 0	0- 0	3- 1				
0- 4	0- 0	0- 0	AWAY	0- 0	0- 1	0- 3				
0- 0	0- 0	0- 0	NEUTRAL	0- 0	0- 0	0- 0				
0- 0	0- 0	0- 0	CONFERENCE	0- 0	0- 0	0- 0				
0- 0	0- 0	0- 0	HOME	0- 0	0- 0	0- 0				
0- 0	0- 0	0- 0	AWAY	0- 0	0- 0	0- 0				
0- 0	0- 0	0- 0	NEUTRAL	0- 0	0- 0	0- 0				

RPI 1-25				RPI 26-50				RPI 51-100				RPI 101+				Team's RPI: 345	
RPI	S	Opponent	Score	RPI	S	Opponent	Score	RPI	S	Opponent	Score	RPI	S	Opponent	Score		
												146	A	Cincinnati	48	69	
												166	A	Vanderbilt	70	99	
												249	A	Illinois St.	49	61	
												259	H	Mississippi Val.	89	95	
												264	H	Alabama A&M	75	58	
												269	A	Western Ill.	72	77	
												309	H	Northern Ky.	52	48	
												328	H	Lipscomb	70	58	
LAST 12 Division I GAMES:																	
				166	A	Vanderbilt	70	99	264	H	Alabama A&M	75	58				
				146	A	Cincinnati	48	69	249	A	Illinois St.	49	61				
									269	A	Western Ill.	72	77				
									328	H	Lipscomb	70	58				
									309	H	Northern Ky.	52	48				
									259	H	Mississippi Val.	89	95				

Non-Div I Games: Christian Bros. 100 62 Trevecca Nazarene 90 78

Austin Peay

■ Loss, 
 ■ Non-Conf, 
 ■ S Site, 
 ■ Home 
 ■ A Away 
 N Neutral

Average RPI Win:	191	WON-LOST	WINNING	LAST 10	STRENGTH OF	OPP. STRENGTH	TEAM	ADJ.	CONF.	ADJ CONF.
Average RPI Loss:	108	RECORD	PCT. RANK	GAMES	SCHEDULE	OF SCHEDULE	RPI	RPI	RPI	RPI
DIV. I ONLY	7- 3	87	1- 0	174	87	74	74	7	7	
DIV. I NON-CONF.	7- 3	87	1- 0	174	87	74	74	7	7	
-----										
TOTALS	RPI 1-25	RPI 26-50	W-L RECORDS	RPI 51-100	RPI 101-150	RPI 150+				
7- 3	0- 1	0- 0	OVERALL	1- 1	2- 0	4- 1				
3- 1	0- 1	0- 0	HOME	0- 0	1- 0	2- 0				
2- 2	0- 0	0- 0	AWAY	0- 1	1- 0	1- 1				
2- 0	0- 0	0- 0	NEUTRAL	1- 0	0- 0	1- 0				
7- 3	0- 1	0- 0	NON-CONFERENCE	1- 1	2- 0	4- 1				
3- 1	0- 1	0- 0	HOME	0- 0	1- 0	2- 0				
2- 2	0- 0	0- 0	AWAY	0- 1	1- 0	1- 1				
2- 0	0- 0	0- 0	NEUTRAL	1- 0	0- 0	1- 0				
0- 0	0- 0	0- 0	CONFERENCE	0- 0	0- 0	0- 0				
0- 0	0- 0	0- 0	HOME	0- 0	0- 0	0- 0				
0- 0	0- 0	0- 0	AWAY	0- 0	0- 0	0- 0				
0- 0	0- 0	0- 0	NEUTRAL	0- 0	0- 0	0- 0				

RPI	S	Opponent	Score	RPI	S	Opponent	Score	RPI	S	Opponent	Score	RPI	S	Opponent	Score
4	H	Cal i forni a	52 70					53	N	TCU	61 58	106	A	Utah St.	62 57
								97	A	Utah	67 78	137	H	Col orado St.	51 42
												183	H	UC Ri versi de	72 70
												224	A	Southern Utah	64 67
												280	H	Eastern Wash.	80 65
												287	N	Cal i forni a Bapti st	76 69
												292	A	Utah Valley	77 51
LAST 12 Divi sion I GAMES:															
137	H	Col orado St.	51 42	287	N	Cal i forni a Bapti st	76 69	53	N	TCU	61 58	106	A	Utah St.	62 57
97	A	Utah	67 78					280	H	Eastern Wash.	80 65	4	H	Cal i forni a	52 70
292	A	Utah Valley	77 51					183	H	UC Ri versi de	72 70				
224	A	Southern Utah	64 67												

Non-Div I Games:

BYU

Average RPI Win:	211	WON-LOST	WINNING	LAST 10	STRENGTH OF	OPP. STRENGTH	TEAM	ADJ.	CONF.	ADJ CONF.
Average RPI Loss:	113	RECORD	PCT. RANK	GAMES	SCHEDULE	OF SCHEDULE	RPI	RPI	RPI	RPI
DIV. I ONLY	3- 7	254	0- 1	245	36	262	262	10	10	
DIV. I NON-CONF.	3- 7	254	0- 1	245	36	262	262	10	10	
-----										
TOTALS	RPI 1-25	RPI 26-50	W-L RECORDS	RPI 51-100	RPI 101-150	RPI 150+				
3- 7	0- 0	0- 1	OVERALL	0- 3	1- 0	2- 3				
2- 2	0- 0	0- 0	HOME	0- 1	1- 0	1- 1				
1- 2	0- 0	0- 0	AWAY	0- 1	0- 0	1- 1				
0- 3	0- 0	0- 1	NEUTRAL	0- 1	0- 0	0- 1				
3- 7	0- 0	0- 1	NON-CONFERENCE	0- 3	1- 0	2- 3				
2- 2	0- 0	0- 0	HOME	0- 1	1- 0	1- 1				
1- 2	0- 0	0- 0	AWAY	0- 1	0- 0	1- 1				
0- 3	0- 0	0- 1	NEUTRAL	0- 1	0- 0	0- 1				
0- 0	0- 0	0- 0	CONFERENCE	0- 0	0- 0	0- 0				
0- 0	0- 0	0- 0	HOME	0- 0	0- 0	0- 0				
0- 0	0- 0	0- 0	AWAY	0- 0	0- 0	0- 0				
0- 0	0- 0	0- 0	NEUTRAL	0- 0	0- 0	0- 0				

RPI 1-25				RPI 26-50				RPI 51-100				RPI 101+				Team's RPI: 262
RPI	S	Opponent	Score	RPI	S	Opponent	Score	RPI	S	Opponent	Score	RPI	S	Opponent	Score	
				45	N	Duke	62 79	52	A	Butler	47 64	146	H	Cincinnati	75 63	
								56	N	Quinnipiac	66 69	154	N	Fordham	70 78	
								91	H	Purdue	38 80	166	H	Vanderbilt	43 60	
												215	A	Western Ky.	86 83	
												226	A	Missouri St.	54 74	
												271	H	Cleveland St.	67 62	
-----																
LAST 12 Division I GAMES:																
				56	N	Quinnipiac	66 69	154	N	Fordham	70 78					
				45	N	Duke	62 79	226	A	Missouri St.	54 74					
				215	A	Western Ky.	86 83	271	H	Cleveland St.	67 62					
				166	H	Vanderbilt	43 60	91	H	Purdue	38 80					
				52	A	Butler	47 64									
				146	H	Cincinnati	75 63									

Non-Div I Games:

Ball St.

RPI 1-25		Team's RPI: 12	
RPI	S	Opponent	Score
13	A	Stanford	63 68
24	A	Arizona St.	65 59

RPI 26-50			
RPI	S	Opponent	Score
30	N	South Dakota St.	72 66

RPI 51-100			
RPI	S	Opponent	Score
62	A	South Carolina	94 69
78	H	Southern U.	94 49

RPI 101+			
RPI	S	Opponent	Score
160	H	Nicholls St.	100 39
176	H	Morehead St.	96 58
177	N	Georgetown	67 46
266	H	Saint Francis (PA)	116 58

LAST 12 Division I GAMES:			
62	A	South Carolina	94 69
177	N	Georgetown	67 46
30	N	South Dakota St.	72 66
78	H	Southern U.	94 49
24	A	Arizona St.	65 59
266	H	Saint Francis (PA)	116 58
13	A	Stanford	63 68
176	H	Morehead St.	96 58
160	H	Nicholls St.	100 39

Average RPI	Win:	182	WON-LOST	WINNING	LAST 10	STRENGTH OF	OPP. STRENGTH	TEAM	ADJ.	CONF.	ADJ CONF.
Average RPI	Loss:	58	RECORD	PCT. RANK	GAMES	SCHEDULE	OF SCHEDULE	RPI	RPI	RPI	RPI
DIV. I ONLY		5- 3		112	1- 0	81	115	49	49	20	20
DIV. I NON-CONF.		5- 3		112	1- 0	81	115	49	49	20	20
-----											
TOTALS	RPI 1-25		RPI 26-50		W-L RECORDS	RPI 51-100		RPI 101-150		RPI 150+	
5- 3	0- 1		0- 0		OVERALL	1- 2		2- 0		2- 0	
2- 1	0- 0		0- 0		HOME	0- 1		1- 0		1- 0	
3- 2	0- 1		0- 0		AWAY	1- 1		1- 0		1- 0	
0- 0	0- 0		0- 0		NEUTRAL	0- 0		0- 0		0- 0	
5- 3	0- 1		0- 0		NON-CONFERENCE	1- 2		2- 0		2- 0	
2- 1	0- 0		0- 0		HOME	0- 1		1- 0		1- 0	
3- 2	0- 1		0- 0		AWAY	1- 1		1- 0		1- 0	
0- 0	0- 0		0- 0		NEUTRAL	0- 0		0- 0		0- 0	
0- 0	0- 0		0- 0		CONFERENCE	0- 0		0- 0		0- 0	
0- 0	0- 0		0- 0		HOME	0- 0		0- 0		0- 0	
0- 0	0- 0		0- 0		AWAY	0- 0		0- 0		0- 0	
0- 0	0- 0		0- 0		NEUTRAL	0- 0		0- 0		0- 0	

RPI 1-25				RPI 26-50				Team's RPI: 49				RPI 51-100				RPI 101+			
RPI	S	Opponent	Score	RPI	S	Opponent	Score					RPI	S	Opponent	Score	RPI	S	Opponent	Score
3	A	NC State	62 77									58	A	Middle Tenn.	45 38	105	H	Tulsa	78 53
												77	H	Tol edo	69 78	111	A	Wright St.	79 63
												95	A	Cl emson	62 65	309	A	Northern Ky.	71 53
																328	H	Lipscomb	83 43
LAST 12 Division I GAMES:																			
111	A	Wright St.	79 63	328	H	Lipscomb	83 43					95	A	Cl emson	62 65				
105	H	Tul sa	78 53	77	H	Tol edo	69 78					309	A	Northern Ky.	71 53				
3	A	NC State	62 77	58	A	Middle Tenn.	45 38												

Non-Div I Games:

Belmont

Average RPI		Win: 271	WON-LOST RECORD		WINNING PCT. RANK	LAST 10 GAMES	STRENGTH OF SCHEDULE	OPP. STRENGTH OF SCHEDULE	TEAM RPI	ADJ. RPI	CONF. RPI	ADJ CONF. RPI
DIV. I ONLY			4- 3		135	1- 0	313	205	223	223	32	32
DIV. I NON-CONF.			4- 3		135	1- 0	313	205	223	223	32	32
-----												
TOTALS		RPI 1-25			RPI 26-50		W-L RECORDS	RPI 51-100		RPI 101-150		RPI 150+
4- 3		0- 0			0- 0		OVERALL	0- 1		0- 0		4- 2
3- 0		0- 0			0- 0		HOME	0- 0		0- 0		3- 0
1- 3		0- 0			0- 0		AWAY	0- 1		0- 0		1- 2
0- 0		0- 0			0- 0		NEUTRAL	0- 0		0- 0		0- 0
4- 3		0- 0			0- 0		NON-CONFERENCE	0- 1		0- 0		4- 2
3- 0		0- 0			0- 0		HOME	0- 0		0- 0		3- 0
1- 3		0- 0			0- 0		AWAY	0- 1		0- 0		1- 2
0- 0		0- 0			0- 0		NEUTRAL	0- 0		0- 0		0- 0
0- 0		0- 0			0- 0		CONFERENCE	0- 0		0- 0		0- 0
0- 0		0- 0			0- 0		HOME	0- 0		0- 0		0- 0
0- 0		0- 0			0- 0		AWAY	0- 0		0- 0		0- 0
0- 0		0- 0			0- 0		NEUTRAL	0- 0		0- 0		0- 0

RPI 1-25				RPI 26-50				RPI 51-100				RPI 101+				Team's RPI: 223	
RPI	S	Opponent	Score	RPI	S	Opponent	Score	RPI	S	Opponent	Score	RPI	S	Opponent	Score		
								86	A	South Fla.	39	88	190	A	Florida	53	64
												220	A	Jacksonville	58	56	
												237	H	North Florida	76	60	
												242	A	Ga. Southern	76	77	
												311	H	Liberty	81	76	
												314	H	FIU	68	57	
-----																	
LAST 12 Division I GAMES:																	
237	H	North Florida	76	60	242	A	Ga. Southern	76	77	314	H	FIU	68	57			
190	A	Florida	53	64	86	A	South Fla.	39	88	311	H	Liberty	81	76			
220	A	Jacksonville	58	56													

Non-Div I Games: Flagler 74 59 Edward Waters 73 46

Bethune-Cookman



Average RPI Win:	300	WON-LOST	WINNING	LAST 10	STRENGTH OF	OPP. STRENGTH	TEAM	ADJ.	CONF.	ADJ CONF.
Average RPI Loss:	175	RECORD	PCT. RANK	GAMES	SCHEDULE	OF SCHEDULE	RPI	RPI	RPI	RPI

DIV. I ONLY	3- 6	238	0- 1	138	305	255	255	23	23
DIV. I NON-CONF.	3- 6	238	0- 1	138	305	255	255	23	23
-----									
TOTALS	RPI 1-25	RPI 26-50	W-L RECORDS	RPI 51-100	RPI 101-150	RPI 150+			
3- 6	0- 1	0- 0	OVERALL	0- 1	0- 1	3- 3			
3- 2	0- 0	0- 0	HOME	0- 0	0- 1	3- 1			
0- 4	0- 1	0- 0	AWAY	0- 1	0- 0	0- 2			
0- 0	0- 0	0- 0	NEUTRAL	0- 0	0- 0	0- 0			
3- 6	0- 1	0- 0	NON-CONFERENCE	0- 1	0- 1	3- 3			
3- 2	0- 0	0- 0	HOME	0- 0	0- 1	3- 1			
0- 4	0- 1	0- 0	AWAY	0- 1	0- 0	0- 2			
0- 0	0- 0	0- 0	NEUTRAL	0- 0	0- 0	0- 0			
0- 0	0- 0	0- 0	CONFERENCE	0- 0	0- 0	0- 0			
0- 0	0- 0	0- 0	HOME	0- 0	0- 0	0- 0			
0- 0	0- 0	0- 0	AWAY	0- 0	0- 0	0- 0			
0- 0	0- 0	0- 0	NEUTRAL	0- 0	0- 0	0- 0			

RPI	S	Opponent	Score	RPI	S	Opponent	Score	RPI	S	Opponent	Score	RPI	S	Opponent	Score	Team's RPI: 255
1	A	Notre Dame	53 103					57	A	Ohio	49 86	138	H	Lehigh	55 65	
												228	H	Rider	57 62	
												254	H	Cornell	72 61	
												303	A	Niagara	72 79	
												305	H	Army West Point	60 47	
												321	A	Lafayette	50 59	
												342	H	Fairleigh Dickinson	73 54	
-----																
LAST 12 Division I GAMES:																
303	A	Niagara	72 79	1	A	Notre Dame	53 103	228	H	Rider	57 62	254	H	Cornell	72 61	
342	H	Fairleigh Dickinson	73 54													
305	H	Army West Point	60 47													
138	H	Lehigh	55 65													
57	A	Ohio	49 86													
321	A	Lafayette	50 59													

Non-Div I Games: Charleston (WV) 69 62 Caldwell 73 54

Binghamton

Average RPI Win: 169

Average RPI Loss: 89

WON-LOST  
RECORDWINNING  
PCT. RANKLAST 10  
GAMESSTRENGTH OF  
SCHEDULEOPP. STRENGTH  
OF SCHEDULETEAM  
RPIADJ.  
RPICONF.  
RPIADJ CONF.  
RPIDIV. I ONLY  
DIV. I NON-CONF.6- 2  
6- 267  
671- 0  
1- 0228  
22839  
3990  
9090  
909  
99  
9

TOTALS

RPI 1-25

RPI 26-50

W-L RECORDS

RPI 51-100

RPI 101-150

RPI 150+

6- 2

0- 1

0- 0

OVERALL

2- 0

1- 0

3- 1

2- 1

0- 1

0- 0

HOME

0- 0

1- 0

1- 0

1- 1

0- 0

0- 0

AWAY

1- 0

0- 0

0- 1

3- 0

0- 0

0- 0

NEUTRAL

1- 0

0- 0

2- 0

6- 2

0- 1

0- 0

NON-CONFERENCE

2- 0

1- 0

3- 1

2- 1

0- 1

0- 0

HOME

0- 0

1- 0

1- 0

1- 1

0- 0

0- 0

AWAY

1- 0

0- 0

0- 1

3- 0

0- 0

0- 0

NEUTRAL

1- 0

0- 0

2- 0

0- 0

0- 0

0- 0

CONFERENCE

0- 0

0- 0

0- 0

0- 0

0- 0

0- 0

HOME

0- 0

0- 0

0- 0

0- 0

0- 0

0- 0

AWAY

0- 0

0- 0

0- 0

0- 0

0- 0

0- 0

NEUTRAL

0- 0

0- 0

0- 0

RPI 1-25

RPI 26-50

RPI 51-100

Team's RPI: 90

RPI 101+

RPI	S	Opponent	Score
9	H	Louisville	55 74

RPI	S	Opponent	Score
-----	---	----------	-------

RPI	S	Opponent	Score
63	A	Washington	73 69
87	N	UNI	61 60

RPI	S	Opponent	Score
129	H	CSUN	74 63
168	A	Washington St.	71 95
188	N	Idaho	91 85
266	N	Saint Francis (PA)	78 64
280	H	Eastern Wash.	67 55

LAST 12 Division I GAMES:

188	N	Idaho	91	85	63	A	Washington	73	69
9	H	Louisville	55	74	266	N	Saint Francis (PA)	78	64
129	H	CSUN	74	63	280	H	Eastern Wash.	67	55
					168	A	Washington St.	71	95
					87	N	UNI	61	60

Non-Div I Games: Southern Ore. 91 46 Northwest Chrst. 93 26

Boise St.

Loss, Non-Conf, S Site, H Home A Away N Neutral

Average RPI	Win:	228	WON-LOST	WINNING	LAST 10	STRENGTH OF	OPP. STRENGTH	TEAM	ADJ.	CONF.	ADJ CONF.
Average RPI	Loss:	79	RECORD	PCT. RANK	GAMES	SCHEDULE	OF SCHEDULE	RPI	RPI	RPI	RPI
DIV. I ONLY		9- 2		41	1- 0	229	181	122	122	1	1
DIV. I NON-CONF.		9- 2		41	1- 0	229	181	122	122	1	1
-----											
TOTALS	RPI 1-25		RPI 26-50		W-L RECORDS	RPI 51-100		RPI 101-150		RPI 150+	
9- 2	0- 0		0- 1		OVERALL	0- 0		2- 1		7- 0	
5- 2	0- 0		0- 1		HOME	0- 0		0- 1		5- 0	
2- 0	0- 0		0- 0		AWAY	0- 0		2- 0		0- 0	
2- 0	0- 0		0- 0		NEUTRAL	0- 0		0- 0		2- 0	
9- 2	0- 0		0- 1		NON-CONFERENCE	0- 0		2- 1		7- 0	
5- 2	0- 0		0- 1		HOME	0- 0		0- 1		5- 0	
2- 0	0- 0		0- 0		AWAY	0- 0		2- 0		0- 0	
2- 0	0- 0		0- 0		NEUTRAL	0- 0		0- 0		2- 0	
0- 0	0- 0		0- 0		CONFERENCE	0- 0		0- 0		0- 0	
0- 0	0- 0		0- 0		HOME	0- 0		0- 0		0- 0	
0- 0	0- 0		0- 0		AWAY	0- 0		0- 0		0- 0	
0- 0	0- 0		0- 0		NEUTRAL	0- 0		0- 0		0- 0	

RPI 1-25				RPI 26-50				RPI 51-100				RPI 101+ Team's RPI: 122			
RPI	S	Opponent	Score	RPI	S	Opponent	Score	RPI	S	Opponent	Score	RPI	S	Opponent	Score
				32	H	Minnesota	69 77					116	A	Houston	64 57
												126	H	Providence	57 61
												149	A	Rhode Island	88 64
												187	H	Boston U.	78 51
												204	H	Holy Cross	89 63
												228	N	Rider	112 61
												281	H	Saint Peter's	89 57
												284	H	Columbia	74 60
												285	H	Bryant	83 46
												320	N	Loyola Maryland	73 47
-----															
LAST 12 Division I GAMES:															
				228	N	Rider	112 61	285	H	Bryant	83 46				
				187	H	Boston U.	78 51	284	H	Columbia	74 60				
				32	H	Minnesota	69 77	126	H	Providence	57 61				
				281	H	Saint Peter's	89 57	320	N	Loyola Maryland	73 47				
				149	A	Rhode Island	88 64	116	A	Houston	64 57				
								204	H	Holy Cross	89 63				

Non-Div I Games:

Boston College

Average RPI Win:	254	WON-LOST	WINNING	LAST 10	STRENGTH OF	OPP. STRENGTH	TEAM	ADJ.	CONF.	ADJ CONF.
Average RPI Loss:	148	RECORD	PCT. RANK	GAMES	SCHEDULE	OF SCHEDULE	RPI	RPI	RPI	RPI
DIV. I ONLY	4- 5	191	0- 1	120	274	187	187	22	22	
DIV. I NON-CONF.	4- 5	191	0- 1	120	274	187	187	22	22	
-----										
TOTALS	RPI 1-25	RPI 26-50	W-L RECORDS	RPI 51-100	RPI 101-150	RPI 150+				
4- 5	0- 0	0- 1	OVERALL	0- 0	0- 2	4- 2				
4- 0	0- 0	0- 0	HOME	0- 0	0- 0	4- 0				
0- 5	0- 0	0- 1	AWAY	0- 0	0- 2	0- 2				
0- 0	0- 0	0- 0	NEUTRAL	0- 0	0- 0	0- 0				
4- 5	0- 0	0- 1	NON-CONFERENCE	0- 0	0- 2	4- 2				
4- 0	0- 0	0- 0	HOME	0- 0	0- 0	4- 0				
0- 5	0- 0	0- 1	AWAY	0- 0	0- 2	0- 2				
0- 0	0- 0	0- 0	NEUTRAL	0- 0	0- 0	0- 0				
0- 0	0- 0	0- 0	CONFERENCE	0- 0	0- 0	0- 0				
0- 0	0- 0	0- 0	HOME	0- 0	0- 0	0- 0				
0- 0	0- 0	0- 0	AWAY	0- 0	0- 0	0- 0				
0- 0	0- 0	0- 0	NEUTRAL	0- 0	0- 0	0- 0				

RPI 1-25				RPI 26-50				RPI 51-100				RPI 101+				Team's RPI: 187	
RPI	S	Opponent	Score	RPI	S	Opponent	Score	RPI	S	Opponent	Score	RPI	S	Opponent	Score		
				29	A	Northeastern	51 81					122	A	Boston College	51 78		
												136	A	Marist	57 68		
												201	A	Massachusetts	55 66		
												211	H	Delaware	72 61		
												243	H	Brown	72 51		
												250	A	Dartmouth	44 64		
												278	H	New Hampshire	60 39		
												285	H	Bryant	67 65		
LAST 12 Division I GAMES:																	
				122	A	Boston College	51 78					278	H	New Hampshire	60 39		
				201	A	Massachusetts	55 66					285	H	Bryant	67 65		
				250	A	Dartmouth	44 64					136	A	Marist	57 68		
				211	H	Delaware	72 61					243	H	Brown	72 51		
												29	A	Northeastern	51 81		

Non-Div I Games:

Boston U.

Average RPI	Win: 293	WON-LOST	WINNING	LAST 10	STRENGTH OF	OPP. STRENGTH	TEAM	ADJ.	CONF.	ADJ CONF.
Average RPI	Loss: 102	RECORD	PCT. RANK	GAMES	SCHEDULE	OF SCHEDULE	RPI	RPI	RPI	RPI
DIV. I ONLY	4- 4	160	1- 0	118	297	153	153	10	10	
DIV. I NON-CONF.	4- 4	160	1- 0	118	297	153	153	10	10	
-----										
TOTALS	RPI 1-25	RPI 26-50	W-L RECORDS	RPI 51-100	RPI 101-150	RPI 150+				
4- 4	0- 0	0- 1	OVERALL	0- 1	0- 1	4- 1				
3- 0	0- 0	0- 0	HOME	0- 0	0- 0	3- 0				
1- 3	0- 0	0- 1	AWAY	0- 1	0- 0	1- 1				
0- 1	0- 0	0- 0	NEUTRAL	0- 0	0- 1	0- 0				
4- 4	0- 0	0- 1	NON-CONFERENCE	0- 1	0- 1	4- 1				
3- 0	0- 0	0- 0	HOME	0- 0	0- 0	3- 0				
1- 3	0- 0	0- 1	AWAY	0- 1	0- 0	1- 1				
0- 1	0- 0	0- 0	NEUTRAL	0- 0	0- 1	0- 0				
0- 0	0- 0	0- 0	CONFERENCE	0- 0	0- 0	0- 0				
0- 0	0- 0	0- 0	HOME	0- 0	0- 0	0- 0				
0- 0	0- 0	0- 0	AWAY	0- 0	0- 0	0- 0				
0- 0	0- 0	0- 0	NEUTRAL	0- 0	0- 0	0- 0				

RPI 1-25				RPI 26-50				RPI 51-100				RPI 101+ Team's RPI: 153			
RPI	S	Opponent	Score	RPI	S	Opponent	Score	RPI	S	Opponent	Score	RPI	S	Opponent	Score
				27	A	Michigan St.	69 99	71	A	Xavier	49 65	144	N	Mercer	63 76
												165	A	Coastal Caro.	80 81
												233	H	Loyola Chi cago	88 74
												298	H	Robert Morris	61 60
												310	H	Marshall I	99 76
												332	A	Canisius	74 53
LAST 12 Division I GAMES:															
				71	A	Xavier	49 65	332	A	Canisius	74 53				
				144	N	Mercer	63 76	27	A	Michigan St.	69 99				
				165	A	Coastal Caro.	80 81								
				233	H	Loyola Chi cago	88 74								
				298	H	Robert Morris	61 60								
				310	H	Marshall I	99 76								

Non-Div I Games:

Bowling Green

Average RPI Win: 238

Average RPI Loss: 0

WON-LOST  
RECORDWINNING  
PCT. RANKLAST 10  
GAMESSTRENGTH OF  
SCHEDULEOPP. STRENGTH  
OF SCHEDULETEAM  
RPIADJ.  
RPICONF.  
RPIADJ CONF.  
RPIDIV. I ONLY  
DIV. I NON-CONF.7- 0  
7- 01  
11- 0  
1- 0337  
33782  
82110  
110110  
11015  
1515  
15

TOTALS

RPI 1-25

RPI 26-50

W-L RECORDS

RPI 51-100

RPI 101-150

RPI 150+

7- 0  
4- 0  
2- 0  
1- 00- 0  
0- 0  
0- 0  
0- 00- 0  
0- 0  
0- 0  
0- 0OVERALL  
HOME  
AWAY  
NEUTRAL0- 0  
0- 0  
0- 0  
0- 00- 0  
0- 0  
0- 0  
0- 07- 0  
4- 0  
2- 0  
1- 07- 0  
4- 0  
2- 0  
1- 00- 0  
0- 0  
0- 0  
0- 00- 0  
0- 0  
0- 0  
0- 0NON-CONFERENCE  
HOME  
AWAY  
NEUTRAL0- 0  
0- 0  
0- 0  
0- 00- 0  
0- 0  
0- 0  
0- 07- 0  
4- 0  
2- 0  
1- 00- 0  
0- 0  
0- 0  
0- 00- 0  
0- 0  
0- 0  
0- 00- 0  
0- 0  
0- 0  
0- 0CONFERENCE  
HOME  
AWAY  
NEUTRAL0- 0  
0- 0  
0- 0  
0- 00- 0  
0- 0  
0- 0  
0- 00- 0  
0- 0  
0- 0  
0- 0

RPI 1-25

RPI S Opponent Score

RPI 26-50

RPI S Opponent Score

RPI 51-100

RPI S Opponent Score

RPI 101+

Team's RPI: 110

RPI	S	Opponent	Score
192	H	Southeast Mo. St.	85 79
211	N	Delaware	59 47
222	H	Oakland	73 64
238	H	Eastern Ill.	67 64
256	A	Omaha	80 60
269	H	Western Ill.	82 68
276	A	Fla. Atlantic	80 59

LAST 12 Division I GAMES:

211	N	Delaware	59	47
192	H	Southeast Mo. St.	85	79

276	A	Fla. Atlantic	80	59
256	A	Omaha	80	60
269	H	Western Ill.	82	68
222	H	Oakland	73	64
238	H	Eastern Ill.	67	64

Bradley

Bradley

Non-Div I Games:

Rockhurst

83 40

Bradley

■ Loss, 
 ■ Non-Conf, S Site, 
 ■ Home 
 ■ Away 
 N Neutral

Average RPI		Win: 256	WON-LOST	WINNING	LAST 10	STRENGTH OF		OPP. STRENGTH	TEAM	ADJ.	CONF.	ADJ CONF.	
Loss: 152			RECORD	PCT. RANK	GAMES	SCHEDULE		OF SCHEDULE	RPI	RPI	RPI	RPI	
DIV. I ONLY		5- 6		189	0- 1	270			193	243	243	17	17
DIV. I NON-CONF.		5- 6		189	0- 1	270			193	243	243	17	17
-----													
TOTALS		RPI 1-25		RPI 26-50		W-L RECORDS		RPI 51-100		RPI 101-150		RPI 150+	
5- 6		0- 0		0- 2		OVERALL		0- 0		0- 1		5- 3	
3- 2		0- 0		0- 1		HOME		0- 0		0- 0		3- 1	
1- 4		0- 0		0- 1		AWAY		0- 0		0- 1		1- 2	
1- 0		0- 0		0- 0		NEUTRAL		0- 0		0- 0		1- 0	
5- 6		0- 0		0- 2		NON-CONFERENCE		0- 0		0- 1		5- 3	
3- 2		0- 0		0- 1		HOME		0- 0		0- 0		3- 1	
1- 4		0- 0		0- 1		AWAY		0- 0		0- 1		1- 2	
1- 0		0- 0		0- 0		NEUTRAL		0- 0		0- 0		1- 0	
0- 0		0- 0		0- 0		CONFERENCE		0- 0		0- 0		0- 0	
0- 0		0- 0		0- 0		HOME		0- 0		0- 0		0- 0	
0- 0		0- 0		0- 0		AWAY		0- 0		0- 0		0- 0	
0- 0		0- 0		0- 0		NEUTRAL		0- 0		0- 0		0- 0	

RPI 1-25				RPI 26-50				RPI 51-100				RPI 101+ Team's RPI: 243			
RPI	S	Opponent	Score	RPI	S	Opponent	Score	RPI	S	Opponent	Score	RPI	S	Opponent	Score
				40	A	Maine	96 102					149	A	Rhode Island	67 72
				48	H	Bucknell	78 91					187	A	Boston U.	51 72
												201	H	Massachusetts	61 90
												204	A	Holy Cross	89 85
												248	H	Central Conn. St.	68 63
												265	H	Fairfield	68 49
												278	H	New Hampshire	76 70
												285	A	Bryant	57 75
												285	N	Bryant	84 68
<hr/>															
LAST 12 Division I GAMES:															
				149	A	Rhode Island	67 72	201	H	Massachusetts	61 90				
				40	A	Maine	96 102	265	H	Fairfield	68 49				
				285	N	Bryant	84 68	204	A	Holy Cross	89 85				
				48	H	Bucknell	78 91	278	H	New Hampshire	76 70				
				248	H	Central Conn. St.	68 63	187	A	Boston U.	51 72				
								285	A	Bryant	57 75				

Non-Div I Games: Johnson &amp; Wales (RI) 78 46

Brown

Average RPI Win: **281**  
 Average RPI Loss: **168**

WON-LOST  
RECORD

WINNING  
PCT. RANK

LAST 10  
GAMES

STRENGTH OF  
SCHEDULE

OPP. STRENGTH  
OF SCHEDULE

TEAM  
RPI

ADJ.  
RPI

CONF.  
RPI

ADJ CONF.  
RPI

DIV. I ONLY	2- 8	283	0- 1	219	199	285	285	31	31
DIV. I NON-CONF.	2- 8	283	0- 1	219	199	285	285	31	31
-----									
TOTALS	RPI 1-25	RPI 26-50	W-L RECORDS	RPI 51-100	RPI 101-150	RPI 150+			
2- 8	0- 0	0- 1	OVERALL	0- 0	0- 3	2- 4			
1- 1	0- 0	0- 1	HOME	0- 0	0- 0	1- 0			
1- 5	0- 0	0- 0	AWAY	0- 0	0- 2	1- 3			
0- 2	0- 0	0- 0	NEUTRAL	0- 0	0- 1	0- 1			
2- 8	0- 0	0- 1	NON-CONFERENCE	0- 0	0- 3	2- 4			
1- 1	0- 0	0- 1	HOME	0- 0	0- 0	1- 0			
1- 5	0- 0	0- 0	AWAY	0- 0	0- 2	1- 3			
0- 2	0- 0	0- 0	NEUTRAL	0- 0	0- 1	0- 1			
0- 0	0- 0	0- 0	CONFERENCE	0- 0	0- 0	0- 0			
0- 0	0- 0	0- 0	HOME	0- 0	0- 0	0- 0			
0- 0	0- 0	0- 0	AWAY	0- 0	0- 0	0- 0			
0- 0	0- 0	0- 0	NEUTRAL	0- 0	0- 0	0- 0			

RPI 1-25				RPI 26-50				RPI 51-100				RPI 101+ Team's RPI: 285			
RPI	S	Opponent	Score	RPI	S	Opponent	Score	RPI	S	Opponent	Score	RPI	S	Opponent	Score
				40	H	Maine	57 74					122	A	Boston College	46 83
												123	A	Hartford	57 67
												126	N	Providence	64 72
												187	A	Boston U.	65 67
												221	A	West Virginia	48 94
												243	H	Brown	75 57
												243	N	Brown	68 84
												278	A	New Hampshire	74 79
												318	A	UMass Lowell	58 57
LAST 12 Division I GAMES:															
				126	N	Providence	64 72					187	A	Boston U.	65 67
				123	A	Hartford	57 67					221	A	West Virginia	48 94
				122	A	Boston College	46 83					40	H	Maine	57 74
				243	N	Brown	68 84					243	H	Brown	75 57
				278	A	New Hampshire	74 79					318	A	UMass Lowell	58 57

Non-Div I Games:

Bryant



Average RPI	Win:	207	WON-LOST	WINNING	LAST 10	STRENGTH OF	OPP. STRENGTH	TEAM	ADJ.	CONF.	ADJ CONF.
Average RPI	Loss:	76	RECORD	PCT. RANK	GAMES	SCHEDULE	OF SCHEDULE	RPI	RPI	RPI	RPI
DIV. I ONLY		8- 2	43	1- 0	220	93	48	48	22	22	
DIV. I NON-CONF.		8- 2	43	1- 0	220	93	48	48	22	22	
-----											
TOTALS	RPI 1-25		RPI 26-50		W-L RECORDS	RPI 51-100	RPI 101-150		RPI 150+		
8- 2	0- 1		0- 0		OVERALL	1- 0	0- 1		7- 0		
3- 0	0- 0		0- 0		HOME	1- 0	0- 0		2- 0		
3- 2	0- 1		0- 0		AWAY	0- 0	0- 1		3- 0		
2- 0	0- 0		0- 0		NEUTRAL	0- 0	0- 0		2- 0		
8- 2	0- 1		0- 0		NON-CONFERENCE	1- 0	0- 1		7- 0		
3- 0	0- 0		0- 0		HOME	1- 0	0- 0		2- 0		
3- 2	0- 1		0- 0		AWAY	0- 0	0- 1		3- 0		
2- 0	0- 0		0- 0		NEUTRAL	0- 0	0- 0		2- 0		
0- 0	0- 0		0- 0		CONFERENCE	0- 0	0- 0		0- 0		
0- 0	0- 0		0- 0		HOME	0- 0	0- 0		0- 0		
0- 0	0- 0		0- 0		AWAY	0- 0	0- 0		0- 0		
0- 0	0- 0		0- 0		NEUTRAL	0- 0	0- 0		0- 0		

RPI 1-25				RPI 26-50				Team's RPI: 48				RPI 51-100				RPI 101+			
RPI	S	Opponent	Score	RPI	S	Opponent	Score					RPI	S	Opponent	Score	RPI	S	Opponent	Score
10	A	Syracuse	56 70									56	H	Quinnipiac	75 58	142	A	Drexel	42 64
																189	A	Monmouth	70 32
																201	N	Massachusetts	77 58
																228	H	Rider	80 59
																229	A	St. Bonaventure	77 46
																243	A	Brown	91 78
																247	H	Iona	81 43
																265	N	Fairfield	77 54
LAST 12 Division I GAMES:																			
247	H	Iona	81 43	228	H	Rider	80 59												
229	A	St. Bonaventure	77 46	142	A	Drexel	42 64												
243	A	Brown	91 78	56	H	Quinnipiac	75 58												
265	N	Fairfield	77 54	189	A	Monmouth	70 32												
201	N	Massachusetts	77 58																
10	A	Syracuse	56 70																

Non-Div I Games:

Bucknell I

Average RPI	Win:	235	WON-LOST	WINNING	LAST 10	STRENGTH OF	OPP. STRENGTH	TEAM	ADJ.	CONF.	ADJ CONF.
Average RPI	Loss:	67	RECORD	PCT. RANK	GAMES	SCHEDULE	OF SCHEDULE	RPI	RPI	RPI	RPI
DIV. I ONLY		6- 2		67	0- 1	274	92	88	88	10	10
DIV. I NON-CONF.		6- 2		67	0- 1	274	92	88	88	10	10
<hr/>											
TOTALS	RPI 1-25		RPI 26-50		W-L RECORDS	RPI 51-100		RPI 101-150		RPI 150+	
6- 2	0- 1		1- 0		OVERALL	0- 0		0- 1		5- 0	
1- 0	0- 0		0- 0		HOME	0- 0		0- 0		1- 0	
3- 2	0- 1		0- 0		AWAY	0- 0		0- 1		3- 0	
2- 0	0- 0		1- 0		NEUTRAL	0- 0		0- 0		1- 0	
6- 2	0- 1		1- 0		NON-CONFERENCE	0- 0		0- 1		5- 0	
1- 0	0- 0		0- 0		HOME	0- 0		0- 0		1- 0	
3- 2	0- 1		0- 0		AWAY	0- 0		0- 1		3- 0	
2- 0	0- 0		1- 0		NEUTRAL	0- 0		0- 0		1- 0	
0- 0	0- 0		0- 0		CONFERENCE	0- 0		0- 0		0- 0	
0- 0	0- 0		0- 0		HOME	0- 0		0- 0		0- 0	
0- 0	0- 0		0- 0		AWAY	0- 0		0- 0		0- 0	
0- 0	0- 0		0- 0		NEUTRAL	0- 0		0- 0		0- 0	

RPI	S	Opponent	Score	RPI	S	Opponent	Score	RPI	S	Opponent	Score	RPI	S	Opponent	Score
6	A	Oregon	82 102	30	N	South Dakota St.	61 55					128	A	Dayton	59 72
												177	N	Georgetown	73 64
												248	A	Central Conn. St.	82 69
												303	H	Niagara	88 61
												319	A	UMES	69 63
												332	A	Canisius	84 66
<hr/>															
LAST 12 Division I GAMES:															
				30	N	South Dakota St.	61 55					128	A	Dayton	59 72
				177	N	Georgetown	73 64					332	A	Canisius	84 66
				6	A	Oregon	82 102					248	A	Central Conn. St.	82 69
				303	H	Niagara	88 61								
				319	A	UMES	69 63								

Non-Div I Games:

Buffalo

Average RPI Win: **267**  
 Average RPI Loss: **16**

WON-LOST  
RECORD

WINNING  
PCT. RANK

LAST 10  
GAMES

STRENGTH OF  
SCHEDULE

OPP. STRENGTH  
OF SCHEDULE

TEAM  
RPI

ADJ.  
RPI

CONF.  
RPI

ADJ CONF.  
RPI

DIV. I ONLY	7- 1	33	1- 0	192	303	52	52	4	4
DIV. I NON-CONF.	7- 1	33	1- 0	192	303	52	52	4	4
<hr/>									
TOTALS	RPI 1-25	RPI 26-50	W-L RECORDS	RPI 51-100	RPI 101-150	RPI 150+			
7- 1	0- 1	0- 0	OVERALL	0- 0	0- 0	7- 0			
6- 0	0- 0	0- 0	HOME	0- 0	0- 0	6- 0			
1- 1	0- 1	0- 0	AWAY	0- 0	0- 0	1- 0			
0- 0	0- 0	0- 0	NEUTRAL	0- 0	0- 0	0- 0			
7- 1	0- 1	0- 0	NON-CONFERENCE	0- 0	0- 0	7- 0			
6- 0	0- 0	0- 0	HOME	0- 0	0- 0	6- 0			
1- 1	0- 1	0- 0	AWAY	0- 0	0- 0	1- 0			
0- 0	0- 0	0- 0	NEUTRAL	0- 0	0- 0	0- 0			
0- 0	0- 0	0- 0	CONFERENCE	0- 0	0- 0	0- 0			
0- 0	0- 0	0- 0	HOME	0- 0	0- 0	0- 0			
0- 0	0- 0	0- 0	AWAY	0- 0	0- 0	0- 0			
0- 0	0- 0	0- 0	NEUTRAL	0- 0	0- 0	0- 0			

RPI	S	Opponent	Score	RPI	S	Opponent	Score	RPI	S	Opponent	Score	RPI	S	Opponent	Score
16	A	Indiana	46 66									232	A	Akron	63 47
												238	H	Eastern Ill.	72 37
												249	H	Illinois St.	58 56
												262	H	Ball St.	64 47
												269	H	Western Ill.	92 51
												300	H	Murray St.	86 65
												318	H	UMass Lowell	89 36
<hr/>															
LAST 12 Division I GAMES:															
232	A	Akron	63 47	16	A	Indiana	46 66	262	H	Ball St.	64 47				
238	H	Eastern Ill.	72 37	249	H	Illinois St.	58 56	269	H	Western Ill.	92 51				
				300	H	Murray St.	86 65								

Non-Div I Games:

Butler

Average RPI Win: 192 WON-LOST RECORD WINNING PCT. RANK LAST 10 GAMES STRENGTH OF SCHEDULE OPP. STRENGTH OF SCHEDULE TEAM RPI ADJ. RPI CONF. RPI ADJ. CONF. RPI

DIV. I ONLY	2- 5	262	0- 1	288	248	279	279	30	30
DIV. I NON-CONF.	2- 5	262	0- 1	288	248	279	279	30	30
TOTALS	RPI 1-25	RPI 26-50	W-L RECORDS	RPI 51-100	RPI 101-150	RPI 150+			
2- 5	0- 0	0- 0	OVERALL	0- 0	1- 1	1- 4			
1- 0	0- 0	0- 0	HOME	0- 0	1- 0	0- 0			
1- 5	0- 0	0- 0	AWAY	0- 0	0- 1	1- 4			
0- 0	0- 0	0- 0	NEUTRAL	0- 0	0- 0	0- 0			
2- 5	0- 0	0- 0	NON-CONFERENCE	0- 0	1- 1	1- 4			
1- 0	0- 0	0- 0	HOME	0- 0	1- 0	0- 0			
1- 5	0- 0	0- 0	AWAY	0- 0	0- 1	1- 4			
0- 0	0- 0	0- 0	NEUTRAL	0- 0	0- 0	0- 0			
0- 0	0- 0	0- 0	CONFERENCE	0- 0	0- 0	0- 0			
0- 0	0- 0	0- 0	HOME	0- 0	0- 0	0- 0			
0- 0	0- 0	0- 0	AWAY	0- 0	0- 0	0- 0			
0- 0	0- 0	0- 0	NEUTRAL	0- 0	0- 0	0- 0			

RPI 1-25				RPI 26-50				RPI 51-100				RPI 101+				Team's RPI: 279		
RPI	S	Opponent	Score	RPI	S	Opponent	Score	RPI	S	Opponent	Score	RPI	S	Opponent	Score			
												111	H	Wright St.	76	74		
												145	A	UC Irvine	78	85		
												209	A	Cal St. Fullerton	56	64		
												240	A	San Jose St.	72	82		
												256	A	Omaha	46	53		
												273	A	UC Santa Barbara	56	48		
												323	A	UTEP	47	53		
LAST 12 Division I GAMES:																		
				256	A	Omaha	46	53	273	A	UC Santa Barbara	56	48	111	H	Wright St.	76	74
				209	A	Cal St. Fullerton	56	64										
				145	A	UC Irvine	78	85										
				240	A	San Jose St.	72	82										
				323	A	UTEP	47	53										

Non-Div I Games: Whittier 74 46 Westcliff 91 37

C  
S  
U  
N

C  
S  
U  
N

CSUN

C  
a  
l  
P  
o  
l  
y

Cal Poly				Through Games Of Dec. 16, 2018							
Average RPI	Win:	280	WON-LOST	WINNING	LAST 10	STRENGTH OF	OPP. STRENGTH	TEAM	ADJ.	CONF.	ADJ CONF.
Average RPI	Loss:	148	RECORD	PCT. RANK	GAMES	SCHEDULE	OF SCHEDULE	RPI	RPI	RPI	RPI
DIV. I ONLY		1- 7	308	0- 1	201	197	315	315	21	21	
DIV. I NON-CONF.		1- 7	308	0- 1	201	197	315	315	21	21	
-----											
TOTALS		RPI 1-25		RPI 26-50	W-L RECORDS		RPI 51-100	RPI 101-150		RPI 150+	
1- 7		0- 0		0- 1	OVERALL		0- 0	0- 4		1- 2	
1- 3		0- 0		0- 1	HOME		0- 0	0- 2		1- 0	
0- 3		0- 0		0- 0	AWAY		0- 0	0- 2		0- 1	
0- 1		0- 0		0- 0	NEUTRAL		0- 0	0- 0		0- 1	
1- 7		0- 0		0- 1	NON-CONFERENCE		0- 0	0- 4		1- 2	
1- 3		0- 0		0- 1	HOME		0- 0	0- 2		1- 0	
0- 3		0- 0		0- 0	AWAY		0- 0	0- 2		0- 1	
0- 1		0- 0		0- 0	NEUTRAL		0- 0	0- 0		0- 1	
0- 0		0- 0		0- 0	CONFERENCE		0- 0	0- 0		0- 0	
0- 0		0- 0		0- 0	HOME		0- 0	0- 0		0- 0	
0- 0		0- 0		0- 0	AWAY		0- 0	0- 0		0- 0	
0- 0		0- 0		0- 0	NEUTRAL		0- 0	0- 0		0- 0	

C  
a  
l  
P  
o  
l  
y

RPI 1-25				RPI 26-50				RPI 51-100				RPI 101+ Team's RPI: 315			
RPI	S	Opponent	Score	RPI	S	Opponent	Score	RPI	S	Opponent	Score	RPI	S	Opponent	Score
				43	H	Saint Mary's (CA)	51 69					101	A	Oregon St.	54 79
												103	A	Fresno St.	58 76
												130	H	Illinois	51 74
												143	H	Pepperdine	63 70
												251	N	San Francisco	62 65
												263	A	Sacramento St.	85 88
												280	H	Eastern Wash.	59 55
-----															
LAST 12 Division I GAMES:															
251	N	San Francisco	62 65	43	H	Saint Mary's (CA)	51 69	280	H	Eastern Wash.	59 55	130	H	Illinois	51 74
103	A	Fresno St.	58 76												
263	A	Sacramento St.	85 88												
101	A	Oregon St.	54 79												

Non-Div I Games: Academy of Art 87 65

Cal Poly

Average RPI Win: 272  
Average RPI Loss: 110

WON-LOST  
RECORD

WINNING  
PCT. RANK

LAST 10  
GAMES

STRENGTH OF  
SCHEDULE

OPP. STRENGTH  
OF SCHEDULE

TEAM  
RPI

ADJ.  
RPI

CONF.  
RPI

ADJ CONF.  
RPI

DIV. I ONLY  
DIV. I NON-CONF.

6- 4  
6- 4

123  
123

0- 0  
0- 0

296  
296

178  
178

209  
209

209  
209

21  
21

21  
21

TOTALS

RPI 1-25

RPI 26-50

W-L RECORDS

RPI 51-100

RPI 101-150

RPI 150+

6- 4  
2- 2  
4- 2  
0- 0

0- 0  
0- 0  
0- 0  
0- 0

0- 0  
0- 0  
0- 0  
0- 0

OVERALL  
HOME  
AWAY  
NEUTRAL

0- 2  
0- 0  
0- 2  
0- 0

0- 1  
0- 1  
0- 0  
0- 0

6- 1  
2- 1  
4- 0  
0- 0

6- 4  
2- 2  
4- 2  
0- 0

0- 0  
0- 0  
0- 0  
0- 0

0- 0  
0- 0  
0- 0  
0- 0

NON-CONFERENCE  
HOME  
AWAY  
NEUTRAL

0- 2  
0- 0  
0- 2  
0- 0

0- 1  
0- 1  
0- 0  
0- 0

6- 1  
2- 1  
4- 0  
0- 0

0- 0  
0- 0  
0- 0  
0- 0

0- 0  
0- 0  
0- 0  
0- 0

0- 0  
0- 0  
0- 0  
0- 0

CONFERENCE  
HOME  
AWAY  
NEUTRAL

0- 0  
0- 0  
0- 0  
0- 0

0- 0  
0- 0  
0- 0  
0- 0

0- 0  
0- 0  
0- 0  
0- 0

RPI 1-25

RPI S Opponent Score

RPI 26-50

RPI S Opponent Score





RPI 51-100











RPI S Opponent Score

RPI 101+















Team's RPI: 209

RPI S Opponent Score

63  Washington 74   
75  Portland 74 

140  Santa Clara 60   
162  San Diego St. 72   
250  Dartmouth 67 62  
252  Seattle U 57 54  
279  CSU Bakersfield 64 56  
281  Saint Peter's 69 45  
284  Columbia 61 58  
287  California Baptist 79 65

LAST 12 Division I GAMES:






281  Saint Peter's 69 45  
284  Columbia 61 58  
63  Washington 74   
252  Seattle U 57 54  
279  CSU Bakersfield 64 56  
250  Dartmouth 67 62  
75  Portland 74   
140  Santa Clara 60   
162  San Diego St. 72   
287  California Baptist 79 65

Cal St. Fullerton

Cal St. Fullerton

Non-Div I Games: Antelope Valley 77 65

Cal St. Fullerton

 Loss,  Non-Conf,  Site,  Home  Away N Neutral

Cal i f o r n i a					Through Games Of Dec. 16, 2018						
Average RPI	Win:	112	WON-LOST	WINNING	LAST 10	STRENGTH OF	OPP. STRENGTH	TEAM	ADJ.	CONF.	ADJ CONF.
Average RPI	Loss:	0	RECORD	PCT. RANK	GAMES	SCHEDULE	OF SCHEDULE	RPI	RPI	RPI	RPI
DIV. I ONLY		9- 0		1	1- 0	26	78	4	4	2	2
DIV. I NON-CONF.		9- 0		1	1- 0	26	78	4	4	2	2
-----											
TOTALS	RPI 1-25		RPI 26-50		W-L RECORDS	RPI 51-100		RPI 101-150		RPI 150+	
9- 0	0- 0		2- 0		OVERALL	3- 0		2- 0		2- 0	
3- 0	0- 0		0- 0		HOME	0- 0		2- 0		1- 0	
4- 0	0- 0		1- 0		AWAY	2- 0		0- 0		1- 0	
2- 0	0- 0		1- 0		NEUTRAL	1- 0		0- 0		0- 0	
9- 0	0- 0		2- 0		NON-CONFERENCE	3- 0		2- 0		2- 0	
3- 0	0- 0		0- 0		HOME	0- 0		2- 0		1- 0	
4- 0	0- 0		1- 0		AWAY	2- 0		0- 0		1- 0	
2- 0	0- 0		1- 0		NEUTRAL	1- 0		0- 0		0- 0	
0- 0	0- 0		0- 0		CONFERENCE	0- 0		0- 0		0- 0	
0- 0	0- 0		0- 0		HOME	0- 0		0- 0		0- 0	
0- 0	0- 0		0- 0		AWAY	0- 0		0- 0		0- 0	
0- 0	0- 0		0- 0		NEUTRAL	0- 0		0- 0		0- 0	

RPI 1-25 Team's RPI: 4				RPI 26-50				RPI 51-100				RPI 101+			
RPI	S	Opponent	Score	RPI	S	Opponent	Score	RPI	S	Opponent	Score	RPI	S	Opponent	Score
37	N	Tulane	65 57	37	N	Tulane	65 57	66	N	Pacific	81 69	116	H	Houston	80 79
43	A	Saint Mary's (CA)	81 78	43	A	Saint Mary's (CA)	81 78	74	A	BYU	70 52	129	H	CSUN	67 42
								96	A	Penn St.	75 58	171	A	San Diego	70 53
												273	H	UC Santa Barbara	69 45
LAST 12 Division I GAMES:															
273	H	UC Santa Barbara	69 45	37	N	Tulane	65 57	37	N	Tulane	65 57				
43	A	Saint Mary's (CA)	81 78	66	N	Pacific	81 69	66	N	Pacific	81 69				
129	H	CSUN	67 42	74	A	BYU	70 52	74	A	BYU	70 52				
171	A	San Diego	70 53	96	A	Penn St.	75 58	96	A	Penn St.	75 58				
				116	H	Houston	80 79	116	H	Houston	80 79				

Non-Div I Games:



Average RPI Win:	229	WON-LOST	WINNING	LAST 10	STRENGTH OF	OPP. STRENGTH	TEAM	ADJ.	CONF.	ADJ CONF.
Average RPI Loss:	130	RECORD	PCT. RANK	GAMES	SCHEDULE	OF SCHEDULE	RPI	RPI	RPI	RPI

DIV. I ONLY	2- 6	268	0- 0	273	72	287	287	30	30
DIV. I NON-CONF.	2- 6	268	0- 0	273	72	287	287	30	30
-----									
TOTALS	RPI 1-25	RPI 26-50	W-L RECORDS	RPI 51-100	RPI 101-150	RPI 150+			
2- 6	0- 0	0- 0	OVERALL	0- 2	0- 2	2- 2			
1- 2	0- 0	0- 0	HOME	0- 1	0- 0	1- 1			
1- 3	0- 0	0- 0	AWAY	0- 0	0- 2	1- 1			
0- 1	0- 0	0- 0	NEUTRAL	0- 1	0- 0	0- 0			
2- 6	0- 0	0- 0	NON-CONFERENCE	0- 2	0- 2	2- 2			
1- 2	0- 0	0- 0	HOME	0- 1	0- 0	1- 1			
1- 3	0- 0	0- 0	AWAY	0- 0	0- 2	1- 1			
0- 1	0- 0	0- 0	NEUTRAL	0- 1	0- 0	0- 0			
0- 0	0- 0	0- 0	CONFERENCE	0- 0	0- 0	0- 0			
0- 0	0- 0	0- 0	HOME	0- 0	0- 0	0- 0			
0- 0	0- 0	0- 0	AWAY	0- 0	0- 0	0- 0			
0- 0	0- 0	0- 0	NEUTRAL	0- 0	0- 0	0- 0			

RPI 1-25				RPI 26-50				RPI 51-100				RPI 101+ Team's RPI: 287			
RPI	S	Opponent	Score	RPI	S	Opponent	Score	RPI	S	Opponent	Score	RPI	S	Opponent	Score
								67	H	Idaho St.	57 72	129	A	CSUN	67 73
								74	N	BYU	69 76	139	A	Northern Ariz.	88 91
												162	A	San Diego St.	67 83
												183	H	UC Riverside	65 57
												209	H	Cal St. Fullerton	65 79
												275	A	Long Beach St.	85 83
LAST 12 Division I GAMES:															
				129	A	CSUN	67 73	183	H	UC Riverside	65 57				
				74	N	BYU	69 76	67	H	Idaho St.	57 72				
				162	A	San Diego St.	67 83								
				139	A	Northern Ariz.	88 91								
				209	H	Cal St. Fullerton	65 79								
				275	A	Long Beach St.	85 83								

Non-Div I Games: La Sierra 91 44 Notre Dame de Namur 80 47 Fresno Pacific 93 71

Average RPI		Win: 302	WON-LOST	WINNING	LAST 10	STRENGTH OF	OPP. STRENGTH	TEAM	ADJ.	CONF.	ADJ CONF.	
Loss: 113			RECORD	PCT. RANK	GAMES	SCHEDULE	OF SCHEDULE	RPI	RPI	RPI	RPI	
DIV. I ONLY		6- 2		67	1- 0	302		264	207	207	29	29
DIV. I NON-CONF.		6- 2		67	1- 0	302		264	207	207	29	29
-----												
TOTALS		RPI 1-25		RPI 26-50		W-L RECORDS		RPI 51-100	RPI 101-150		RPI 150+	
6- 2		0- 1		0- 0		OVERALL		0- 0		0- 0		6- 1
2- 2		0- 1		0- 0		HOME		0- 0		0- 0		2- 1
3- 0		0- 0		0- 0		AWAY		0- 0		0- 0		3- 0
1- 0		0- 0		0- 0		NEUTRAL		0- 0		0- 0		1- 0
6- 2		0- 1		0- 0		NON-CONFERENCE		0- 0		0- 0		6- 1
2- 2		0- 1		0- 0		HOME		0- 0		0- 0		2- 1
3- 0		0- 0		0- 0		AWAY		0- 0		0- 0		3- 0
1- 0		0- 0		0- 0		NEUTRAL		0- 0		0- 0		1- 0
0- 0		0- 0		0- 0		CONFERENCE		0- 0		0- 0		0- 0
0- 0		0- 0		0- 0		HOME		0- 0		0- 0		0- 0
0- 0		0- 0		0- 0		AWAY		0- 0		0- 0		0- 0
0- 0		0- 0		0- 0		NEUTRAL		0- 0		0- 0		0- 0

RPI 1-25				RPI 26-50				RPI 51-100				RPI 101+ Team's RPI: 207			
RPI	S	Opponent	Score	RPI	S	Opponent	Score	RPI	S	Opponent	Score	RPI	S	Opponent	Score
23	H	Old Dominion	59 83									202	H	Howard	64 69
												256	N	Omaha	65 52
												283	H	Col. of Charleston	66 65
												291	A	Norfolk St.	57 49
												314	A	FIU	59 54
												330	A	Western Caro.	63 37
												335	H	UNC Greensboro	53 49
-----															
LAST 12 Division I GAMES:															
283	H	Col. of Charleston	66 65	314	A	FIU	59 54	202	H	Howard	64 69				
330	A	Western Caro.	63 37	335	H	UNC Greensboro	53 49	256	N	Omaha	65 52				
23	H	Old Dominion	59 83	291	A	Norfolk St.	57 49								

Non-Div I Games: William Peace 65 36

Campbel I

Loss, 
Non-Conf, S Site, 
H Home
A Away 
N Neutral

Average RPI Win: 322		WON-LOST	WINNING	LAST 10	STRENGTH OF		OPP. STRENGTH	TEAM	ADJ.	CONF.	ADJ CONF.
Average RPI Loss: 209		RECORD	PCT. RANK	GAMES	SCHEDULE		OF SCHEDULE	RPI	RPI	RPI	RPI
DIV. I ONLY		1- 9	326	0- 1	240		325	332	332	27	27
DIV. I NON-CONF.		1- 9	326	0- 1	240		325	332	332	27	27
-----											
TOTALS		RPI 1-25		RPI 26-50	W-L RECORDS		RPI 51-100	RPI 101-150		RPI 150+	
1- 9		0- 0		0- 0	OVERALL		0- 1	0- 0		1- 8	
0- 5		0- 0		0- 0	HOME		0- 1	0- 0		0- 4	
1- 4		0- 0		0- 0	AWAY		0- 0	0- 0		1- 4	
0- 0		0- 0		0- 0	NEUTRAL		0- 0	0- 0		0- 0	
1- 9		0- 0		0- 0	NON-CONFERENCE		0- 1	0- 0		1- 8	
0- 5		0- 0		0- 0	HOME		0- 1	0- 0		0- 4	
1- 4		0- 0		0- 0	AWAY		0- 0	0- 0		1- 4	
0- 0		0- 0		0- 0	NEUTRAL		0- 0	0- 0		0- 0	
0- 0		0- 0		0- 0	CONFERENCE		0- 0	0- 0		0- 0	
0- 0		0- 0		0- 0	HOME		0- 0	0- 0		0- 0	
0- 0		0- 0		0- 0	AWAY		0- 0	0- 0		0- 0	
0- 0		0- 0		0- 0	NEUTRAL		0- 0	0- 0		0- 0	

RPI 1-25				RPI 26-50				RPI 51-100				RPI 101+ Team's RPI : 332						
RPI	S	Opponent	Score	RPI	S	Opponent	Score	RPI	S	Opponent	Score	RPI	S	Opponent	Score			
								88	H	Buffalo	66	84		152	H	Youngstown St.	36	62
														153	H	Bowling Green	53	74
														156	H	Miami (OH)	59	62
														222	A	Oakland	60	71
														229	A	St. Bonaventure	94	100
														232	A	Akron	53	62
														317	A	Colgate	53	67
														322	A	Albany (NY)	48	42
														329	H	UTRGV	53	57
-----																		
LAST 12 Division I GAMES:																		
232	A	Akron	53	62	152	H	Youngstown St.	36	62	322	A	Albany (NY)	48	42				
153	H	Bowling Green	53	74	222	A	Oakland	60	71	317	A	Colgate	53	67				
88	H	Buffalo	66	84	329	H	UTRGV	53	57	229	A	St. Bonaventure	94	100				
156	H	Miami (OH)	59	62														

Non-Div I Games:

Canisius

Average RPI Win:	351	WON-LOST	WINNING	LAST 10	STRENGTH OF	OPP. STRENGTH	TEAM	ADJ.	CONF.	ADJ CONF.
Average RPI Loss:	182	RECORD	PCT. RANK	GAMES	SCHEDULE	OF SCHEDULE	RPI	RPI	RPI	RPI
DIV. I ONLY	1- 4	283	0- 1	292	323	312	312	24	24	
DIV. I NON-CONF.	1- 4	283	0- 1	292	323	312	312	24	24	
-----										
TOTALS	RPI 1-25	RPI 26-50	W-L RECORDS	RPI 51-100	RPI 101-150	RPI 150+				
1- 4	0- 0	0- 1	OVERALL	0- 0	0- 1	1- 2				
0- 1	0- 0	0- 0	HOME	0- 0	0- 1	0- 0				
1- 3	0- 0	0- 1	AWAY	0- 0	0- 0	1- 2				
0- 0	0- 0	0- 0	NEUTRAL	0- 0	0- 0	0- 0				
1- 4	0- 0	0- 1	NON-CONFERENCE	0- 0	0- 1	1- 2				
0- 1	0- 0	0- 0	HOME	0- 0	0- 1	0- 0				
1- 3	0- 0	0- 1	AWAY	0- 0	0- 0	1- 2				
0- 0	0- 0	0- 0	NEUTRAL	0- 0	0- 0	0- 0				
0- 0	0- 0	0- 0	CONFERENCE	0- 0	0- 0	0- 0				
0- 0	0- 0	0- 0	HOME	0- 0	0- 0	0- 0				
0- 0	0- 0	0- 0	AWAY	0- 0	0- 0	0- 0				
0- 0	0- 0	0- 0	NEUTRAL	0- 0	0- 0	0- 0				

RPI 1-25				RPI 26-50				RPI 51-100				RPI 101+ Team's RPI: 312			
RPI	S	Opponent	Score	RPI	S	Opponent	Score	RPI	S	Opponent	Score	RPI	S	Opponent	Score
				50	A	Texas A&M	27 84					147	H	South Alabama	50 58
												193	A	Oklahoma	52 65
												337	A	Jackson St.	56 65
												351	A	Alcorn	57 46
LAST 12 Division I GAMES:															
				50	A	Texas A&M	27 84								
				193	A	Oklahoma	52 65								
				351	A	Alcorn	57 46								
				147	H	South Alabama	50 58								
				337	A	Jackson St.	56 65								

Non-Div I Games: Central Baptist 55 34 Crowley's Ridge 91 33 Hendrix 72 40 Central Ark.

C  
e  
n  
t  
r  
a  
l  
C  
o  
n  
n  
.  
S  
t  
.

Central Conn. St.				Through Games Of Dec. 16, 2018							
Average RPI	Win:	313	WON-LOST	WINNING	LAST 10	STRENGTH OF	OPP. STRENGTH	TEAM	ADJ.	CONF.	ADJ CONF.
Average RPI	Loss:	146	RECORD	PCT. RANK	GAMES	SCHEDULE	OF SCHEDULE	RPI	RPI	RPI	RPI
DIV. I ONLY		3- 5	224	1- 0	264	232	248	248	31	31	
DIV. I NON-CONF.		3- 5	224	1- 0	264	232	248	248	31	31	
-----											
TOTALS	RPI 1-25		RPI 26-50		W-L RECORDS	RPI 51-100	RPI 101-150		RPI 150+		
3- 5	0- 0		0- 0		OVERALL	0- 2	0- 1		3- 2		
1- 2	0- 0		0- 0		HOME	0- 1	0- 1		1- 0		
2- 3	0- 0		0- 0		AWAY	0- 1	0- 0		2- 2		
0- 0	0- 0		0- 0		NEUTRAL	0- 0	0- 0		0- 0		
3- 5	0- 0		0- 0		NON-CONFERENCE	0- 2	0- 1		3- 2		
1- 2	0- 0		0- 0		HOME	0- 1	0- 1		1- 0		
2- 3	0- 0		0- 0		AWAY	0- 1	0- 0		2- 2		
0- 0	0- 0		0- 0		NEUTRAL	0- 0	0- 0		0- 0		
0- 0	0- 0		0- 0		CONFERENCE	0- 0	0- 0		0- 0		
0- 0	0- 0		0- 0		HOME	0- 0	0- 0		0- 0		
0- 0	0- 0		0- 0		AWAY	0- 0	0- 0		0- 0		
0- 0	0- 0		0- 0		NEUTRAL	0- 0	0- 0		0- 0		

RPI 1-25				RPI 26-50				RPI 51-100				RPI 101+ Team's RPI: 248					
RPI	S	Opponent	Score	RPI	S	Opponent	Score	RPI	S	Opponent	Score	RPI	S	Opponent	Score		
								61	A	Rutgers	44	73	138	H	Lehi gh	62	88
								88	H	Buffal o	69	82	201	A	Massachusetts	59	74
													243	A	Brown	63	68
													278	H	New Hampshi re	56	47
													322	A	Al bany (NY)	60	53
													338	A	Morgan St.	60	36
-----																	
LAST 12 Di vi si on I GAMES:																	
				138	H	Lehi gh	62	88	278	H	New Hampshi re	56	47				
				243	A	Brown	63	68	322	A	Al bany (NY)	60	53				
									88	H	Buffal o	69	82				
									338	A	Morgan St.	60	36				
									201	A	Massachusetts	59	74				
									61	A	Rutgers	44	73				

Non-Div I Games:

Central Conn. St.

C  
e  
n  
t  
r  
a  
l  
C  
o  
n  
n  
.  
S  
t  
.

Average RPI	Win:	151	WON-LOST	WINNING	LAST 10	STRENGTH OF	OPP. STRENGTH	TEAM	ADJ.	CONF.	ADJ CONF.
Average RPI	Loss:	30	RECORD	PCT. RANK	GAMES	SCHEDULE	OF SCHEDULE	RPI	RPI	RPI	RPI
DIV. I ONLY		8- 1		26	1- 0	254	3	46	46	10	10
DIV. I NON-CONF.		8- 1		26	1- 0	254	3	46	46	10	10
-----											
TOTALS	RPI 1-25		RPI 26-50		W-L RECORDS	RPI 51-100		RPI 101-150		RPI 150+	
8- 1	1- 0		0- 1		OVERALL	1- 0		1- 0		5- 0	
3- 1	1- 0		0- 1		HOME	0- 0		0- 0		2- 0	
4- 0	0- 0		0- 0		AWAY	1- 0		0- 0		3- 0	
1- 0	0- 0		0- 0		NEUTRAL	0- 0		1- 0		0- 0	
8- 1	1- 0		0- 1		NON-CONFERENCE	1- 0		1- 0		5- 0	
3- 1	1- 0		0- 1		HOME	0- 0		0- 0		2- 0	
4- 0	0- 0		0- 0		AWAY	1- 0		0- 0		3- 0	
1- 0	0- 0		0- 0		NEUTRAL	0- 0		1- 0		0- 0	
0- 0	0- 0		0- 0		CONFERENCE	0- 0		0- 0		0- 0	
0- 0	0- 0		0- 0		HOME	0- 0		0- 0		0- 0	
0- 0	0- 0		0- 0		AWAY	0- 0		0- 0		0- 0	
0- 0	0- 0		0- 0		NEUTRAL	0- 0		0- 0		0- 0	

RPI 1-25				RPI 26-50				Team's RPI: 46				RPI 51-100				RPI 101+			
RPI	S	Opponent	Score	RPI	S	Opponent	Score					RPI	S	Opponent	Score	RPI	S	Opponent	Score
22	H	UCF	75 68	30	H	South Dakota St.	71 80					56	A	Qui nni pi ac	67 52	118	N	Chattanooga	73 50
																159	A	Vi rgi ni a	74 61
																166	A	Vanderbi l t	66 57
																215	H	Western Ky.	108 90
																222	H	Oakl and	104 61
																247	A	I ona	82 39
-----																			
										LAST 12 Di vi si on I GAMES:									
166	A	Vanderbi l t	66 57	159	A	Vi rgi ni a	74 61			22	H	UCF	75 68						
56	A	Qui nni pi ac	67 52	22	H	Western Ky.	108 90			30	H	South Dakota St.	71 80						
247	A	I ona	82 39	222	H	Oakl and	104 61												
118	N	Chattanooga	73 50																

Non-Di v I Games:

Central Mich.

Average RPI	Win:	0	WON-LOST	WINNING	LAST 10	STRENGTH OF	OPP. STRENGTH	TEAM	ADJ.	CONF.	ADJ CONF.
Average RPI	Loss:	203	RECORD	PCT. RANK	GAMES	SCHEDULE	OF SCHEDULE	RPI	RPI	RPI	RPI
DIV. I ONLY		0- 6		330	0- 0	305	271	347	347	29	29
DIV. I NON-CONF.		0- 6		330	0- 0	305	271	347	347	29	29
-----											
TOTALS	RPI 1-25		RPI 26-50		W-L RECORDS	RPI 51-100		RPI 101-150		RPI 150+	
0- 6	0- 0		0- 0		OVERALL	0- 1		0- 1		0- 4	
0- 3	0- 0		0- 0		HOME	0- 1		0- 0		0- 2	
0- 3	0- 0		0- 0		AWAY	0- 0		0- 1		0- 2	
0- 0	0- 0		0- 0		NEUTRAL	0- 0		0- 0		0- 0	
0- 6	0- 0		0- 0		NON-CONFERENCE	0- 1		0- 1		0- 4	
0- 3	0- 0		0- 0		HOME	0- 1		0- 0		0- 2	
0- 3	0- 0		0- 0		AWAY	0- 0		0- 1		0- 2	
0- 0	0- 0		0- 0		NEUTRAL	0- 0		0- 0		0- 0	
0- 0	0- 0		0- 0		CONFERENCE	0- 0		0- 0		0- 0	
0- 0	0- 0		0- 0		HOME	0- 0		0- 0		0- 0	
0- 0	0- 0		0- 0		AWAY	0- 0		0- 0		0- 0	
0- 0	0- 0		0- 0		NEUTRAL	0- 0		0- 0		0- 0	

RPI 1-25				RPI 26-50				RPI 51-100				RPI 101+ Team's RPI : 347									
RPI	S	Opponent	Score	RPI	S	Opponent	Score	RPI	S	Opponent	Score	RPI	S	Opponent	Score						
								92	H	Tennessee Tech	55	77	134	A	Georgi a	75	83				
												220	H	Jacksonvi l l e	58	68					
												235	H	Davi dson	34	72					
												237	A	North Fl ori da	76	82					
												299	A	South Carolina St.	58	67					
-----																					
LAST 12 Di vi si on I GAMES:																					
237	A	North Fl ori da	76	82	134	A	Georgi a	75	83												
220	H	Jacksonvi l l e	58	68																	
92	H	Tennessee Tech	55	77																	
299	A	South Carolina St.	58	67																	
235	H	Davi dson	34	72																	

Non-Div I Games: Converse 101 50 Columbi a (SC) 89 57 Erski ne 74 50

Charleston So.

Average RPI Win:	210	WON-LOST	WINNING	LAST 10	STRENGTH OF	OPP. STRENGTH	TEAM	ADJ.	CONF.	ADJ CONF.
Average RPI Loss:	132	RECORD	PCT. RANK	GAMES	SCHEDULE	OF SCHEDULE	RPI	RPI	RPI	RPI
DIV. I ONLY	5- 3	112	1- 0	67	254	73	73	18	18	
DIV. I NON-CONF.	5- 3	112	1- 0	67	254	73	73	18	18	
-----										
TOTALS	RPI 1-25	RPI 26-50	W-L RECORDS	RPI 51-100	RPI 101-150	RPI 150+				
5- 3	0- 0	0- 0	OVERALL	0- 1	1- 1	4- 1				
3- 1	0- 0	0- 0	HOME	0- 1	0- 0	3- 0				
1- 2	0- 0	0- 0	AWAY	0- 0	1- 1	0- 1				
1- 0	0- 0	0- 0	NEUTRAL	0- 0	0- 0	1- 0				
5- 3	0- 0	0- 0	NON-CONFERENCE	0- 1	1- 1	4- 1				
3- 1	0- 0	0- 0	HOME	0- 1	0- 0	3- 0				
1- 2	0- 0	0- 0	AWAY	0- 0	1- 1	0- 1				
1- 0	0- 0	0- 0	NEUTRAL	0- 0	0- 0	1- 0				
0- 0	0- 0	0- 0	CONFERENCE	0- 0	0- 0	0- 0				
0- 0	0- 0	0- 0	HOME	0- 0	0- 0	0- 0				
0- 0	0- 0	0- 0	AWAY	0- 0	0- 0	0- 0				
0- 0	0- 0	0- 0	NEUTRAL	0- 0	0- 0	0- 0				

RPI 1-25				RPI 26-50				RPI 51-100				RPI 101+			
RPI	S	Opponent	Score	RPI	S	Opponent	Score	RPI	S	Opponent	Score	RPI	S	Opponent	Score
								99	H	Wake Forest	43 69	138	A	Lehigh	62 60
												144	A	Mercer	40 57
												154	A	Fordham	64 71
												164	H	UNC Asheville	70 53
												199	H	East Carolina	52 46
												239	H	Wofford	85 63
												311	N	Liberty	63 61
-----															
LAST 12 Division I GAMES:															
138	A	Lehigh	62 60	144	A	Mercer	40 57	99	H	Wake Forest	43 69	199	H	East Carolina	52 46
164	H	UNC Asheville	70 53	311	N	Liberty	63 61	154	A	Fordham	64 71	239	H	Wofford	85 63

Non-Div I Games:

Charlotte



Average RPI	Win: 235	WON-LOST	WINNING	LAST 10	STRENGTH OF	OPP. STRENGTH	TEAM	ADJ.	CONF.	ADJ CONF.
Average RPI	Loss: 37	RECORD	PCT. RANK	GAMES	SCHEDULE	OF SCHEDULE	RPI	RPI	RPI	RPI
DIV. I ONLY	3- 7	254	0- 1	12	149	118	118	26	26	
DIV. I NON-CONF.	3- 7	254	0- 1	12	149	118	118	26	26	
-----										
TOTALS	RPI 1-25	RPI 26-50	W-L RECORDS	RPI 51-100	RPI 101-150	RPI 150+				
3- 7	0- 2	0- 3	OVERALL	0- 2	0- 0	3- 0				
1- 3	0- 1	0- 1	HOME	0- 1	0- 0	1- 0				
1- 3	0- 1	0- 1	AWAY	0- 1	0- 0	1- 0				
1- 1	0- 0	0- 1	NEUTRAL	0- 0	0- 0	1- 0				
3- 7	0- 2	0- 3	NON-CONFERENCE	0- 2	0- 0	3- 0				
1- 3	0- 1	0- 1	HOME	0- 1	0- 0	1- 0				
1- 3	0- 1	0- 1	AWAY	0- 1	0- 0	1- 0				
1- 1	0- 0	0- 1	NEUTRAL	0- 0	0- 0	1- 0				
0- 0	0- 0	0- 0	CONFERENCE	0- 0	0- 0	0- 0				
0- 0	0- 0	0- 0	HOME	0- 0	0- 0	0- 0				
0- 0	0- 0	0- 0	AWAY	0- 0	0- 0	0- 0				
0- 0	0- 0	0- 0	NEUTRAL	0- 0	0- 0	0- 0				

RPI 1-25				RPI 26-50				RPI 51-100				RPI 101+ Team's RPI: 118			
RPI	S	Opponent	Score	RPI	S	Opponent	Score	RPI	S	Opponent	Score	RPI	S	Opponent	Score
9	H	Louisville	49 75	30	H	South Dakota St.	54 71	55	A	Northern Colo.	65 68	194	A	Hampton	58 50
22	A	UCF	37 75	33	A	Virginia Tech	59 74	64	H	UT Martin	79 81	200	N	Saint Louis	71 61
				46	N	Central Mich.	50 73					311	H	Liberty	75 60
LAST 12 Division I GAMES:															
55	A	Northern Colo.	65 68	200	N	Saint Louis	71 61	311	H	Liberty	75 60	33	A	Virginia Tech	59 74
30	H	South Dakota St.	54 71	311	H	Liberty	75 60	194	A	Hampton	58 50	9	H	Louisville	49 75
22	A	UCF	37 75	33	A	Virginia Tech	59 74								
64	H	UT Martin	79 81												
46	N	Central Mich.	50 73												

Non-Div I Games: Lee 61 55

Chattanooga

Average RPI	Win:	0	WON-LOST	WINNING	LAST 10	STRENGTH OF	OPP. STRENGTH	TEAM	ADJ.	CONF.	ADJ CONF.
Average RPI	Loss:	217	RECORD	PCT. RANK	GAMES	SCHEDULE	OF SCHEDULE	RPI	RPI	RPI	RPI
DIV. I ONLY		0- 9		330	0- 1	145	350	340	340	30	30
DIV. I NON-CONF.		0- 9		330	0- 1	145	350	340	340	30	30
-----											
TOTALS	RPI 1-25		RPI 26-50		W-L RECORDS	RPI 51-100		RPI 101-150		RPI 150+	
0- 9	0- 0		0- 0		OVERALL	0- 1		0- 1		0- 7	
0- 4	0- 0		0- 0		HOME	0- 0		0- 0		0- 4	
0- 4	0- 0		0- 0		AWAY	0- 1		0- 1		0- 2	
0- 1	0- 0		0- 0		NEUTRAL	0- 0		0- 0		0- 1	
0- 9	0- 0		0- 0		NON-CONFERENCE	0- 1		0- 1		0- 7	
0- 4	0- 0		0- 0		HOME	0- 0		0- 0		0- 4	
0- 4	0- 0		0- 0		AWAY	0- 1		0- 1		0- 2	
0- 1	0- 0		0- 0		NEUTRAL	0- 0		0- 0		0- 1	
0- 0	0- 0		0- 0		CONFERENCE	0- 0		0- 0		0- 0	
0- 0	0- 0		0- 0		HOME	0- 0		0- 0		0- 0	
0- 0	0- 0		0- 0		AWAY	0- 0		0- 0		0- 0	
0- 0	0- 0		0- 0		NEUTRAL	0- 0		0- 0		0- 0	

RPI 1-25				RPI 26-50				RPI 51-100				RPI 101+ Team's RPI : 340							
RPI	S	Opponent	Score	RPI	S	Opponent	Score	RPI	S	Opponent	Score	RPI	S	Opponent	Score				
								71	A	Xavi er	57	91	141	A	Wi sconsi n	38	85		
													173	H	UAB	45	90		
													176	A	Morehead St.	68	104		
													219	H	SIUE	66	82		
													233	A	Loyol a Chi cago	40	76		
													288	N	St. Franci s Brookl yn	73	110		
													306	H	Val parai so	70	76		
													348	H	Evansvi lle	58	67		
LAST 12 Divi sion I GAMES:																			
219	H	SIUE	66	82	141	A	Wi sconsi n	38	85	348	H	Evansvi lle	58	67	71	A	Xavi er	57	91
306	H	Val parai so	70	76															
233	A	Loyol a Chi cago	40	76															
173	H	UAB	45	90															
176	A	Morehead St.	68	104															
288	N	St. Franci s Brookl yn	73	110															

Non-Div I Games:

Chicago St.

Average RPI Win:	205	WON-LOST	WINNING	LAST 10	STRENGTH OF	OPP. STRENGTH	TEAM	ADJ.	CONF.	ADJ CONF.
Average RPI Loss:	129	RECORD	PCT. RANK	GAMES	SCHEDULE	OF SCHEDULE	RPI	RPI	RPI	RPI
DIV. I ONLY	7- 5	132	1- 0	149	213	146	146	8	8	
DIV. I NON-CONF.	7- 5	132	1- 0	149	213	146	146	8	8	
-----										
TOTALS	RPI 1-25	RPI 26-50	W-L RECORDS	RPI 51-100	RPI 101-150	RPI 150+				
7- 5	0- 1	0- 0	OVERALL	2- 1	1- 1	4- 2				
6- 1	0- 1	0- 0	HOME	2- 0	1- 0	3- 0				
1- 4	0- 0	0- 0	AWAY	0- 1	0- 1	1- 2				
0- 0	0- 0	0- 0	NEUTRAL	0- 0	0- 0	0- 0				
7- 5	0- 1	0- 0	NON-CONFERENCE	2- 1	1- 1	4- 2				
6- 1	0- 1	0- 0	HOME	2- 0	1- 0	3- 0				
1- 4	0- 0	0- 0	AWAY	0- 1	0- 1	1- 2				
0- 0	0- 0	0- 0	NEUTRAL	0- 0	0- 0	0- 0				
0- 0	0- 0	0- 0	CONFERENCE	0- 0	0- 0	0- 0				
0- 0	0- 0	0- 0	HOME	0- 0	0- 0	0- 0				
0- 0	0- 0	0- 0	AWAY	0- 0	0- 0	0- 0				
0- 0	0- 0	0- 0	NEUTRAL	0- 0	0- 0	0- 0				

RPI 1-25				RPI 26-50				RPI 51-100				RPI 101+				Team's RPI: 146
RPI	S	Opponent	Score	RPI	S	Opponent	Score	RPI	S	Opponent	Score	RPI	S	Opponent	Score	
23	H	Old Dominion	72 76					71	H	Xavier	79 61	124	H	Yale	66 52	
								72	H	VCU	66 54	127	A	Pittsburgh	48 65	
								76	A	Ohio St.	56 69	156	A	Miami (OH)	65 78	
												200	A	Saint Louis	51 50	
												262	A	Ball St.	63 75	
												295	H	ETSU	77 64	
												328	H	Lipscomb	71 55	
												345	H	Austin Peay	69 48	
LAST 12 Division I GAMES:																
262	A	Ball St.	63 75	71	H	Xavier	79 61									
328	H	Lipscomb	71 55	72	H	VCU	66 54									
124	H	Yale	66 52	156	A	Miami (OH)	65 78									
200	A	Saint Louis	51 50	76	A	Ohio St.	56 69									
127	A	Pittsburgh	48 65	295	H	ETSU	77 64									
23	H	Old Dominion	72 76	345	H	Austin Peay	69 48									

Non-Div I Games:

Cincinnati

C  
l  
e  
m  
s  
o  
n

Clemson				Through Games Of Dec. 16, 2018															
Average RPI	Win:	188		WON-LOST	WINNING	LAST 10	STRENGTH OF	OPP. STRENGTH	TEAM	ADJ.	CONF.	ADJ CONF.							
Average RPI	Loss:	108		RECORD	PCT. RANK	GAMES	SCHEDULE	OF SCHEDULE	RPI	RPI	RPI	RPI							
DIV. I ONLY				7- 4	104	1- 0	78	162	95	95	1	1							
DIV. I NON-CONF.				7- 4	104	1- 0	78	162	95	95	1	1							
-----																			
TOTALS		RPI 1-25		RPI 26-50		W-L RECORDS		RPI 51-100		RPI 101-150		RPI 150+							
7- 4		0- 1		1- 0		OVERALL		0- 1		2- 1		4- 1							
6- 1		0- 0		1- 0		HOME		0- 0		2- 0		3- 1							
0- 2		0- 0		0- 0		AWAY		0- 1		0- 1		0- 0							
1- 1		0- 1		0- 0		NEUTRAL		0- 0		0- 0		1- 0							
7- 4		0- 1		1- 0		NON-CONFERENCE		0- 1		2- 1		4- 1							
6- 1		0- 0		1- 0		HOME		0- 0		2- 0		3- 1							
0- 2		0- 0		0- 0		AWAY		0- 1		0- 1		0- 0							
1- 1		0- 1		0- 0		NEUTRAL		0- 0		0- 0		1- 0							
0- 0		0- 0		0- 0		CONFERENCE		0- 0		0- 0		0- 0							
0- 0		0- 0		0- 0		HOME		0- 0		0- 0		0- 0							
0- 0		0- 0		0- 0		AWAY		0- 0		0- 0		0- 0							
0- 0		0- 0		0- 0		NEUTRAL		0- 0		0- 0		0- 0							
-----																			
RPI 1-25				RPI 26-50				RPI 51-100 Team's RPI: 95				RPI 101+							
RPI S	Opponent			Score	RPI S	Opponent			Score	RPI S	Opponent			Score					
14 N	Tennessee			66 78	49 H	Belmont			65 62	62 A	South Carolina			57 69					
															121 A	Alabama			56 76
															130 H	Illinois			69 67
															149 H	Rhode Island			80 67
															193 N	Oklahoma			74 62
															225 H	High Point			83 64
															235 H	Davidson			80 90
															239 H	Wofford			85 77
															328 H	Lipscomb			68 26
															-----				
LAST 12 Division I GAMES:																			
49 H Belmont 65 62 193 N Oklahoma 74 62																			
130 H Illinois 69 67 235 H Davidson 80 90																			
14 N Tennessee 66 78 149 H Rhode Island 80 67																			
121 A Alabama 56 76 225 H High Point 83 64																			
62 A South Carolina 57 69 239 H Wofford 85 77																			
328 H Lipscomb 68 26																			

C  
l  
e  
m  
s  
o  
n

Non-Div I Games:

Clemson

Average RPI Win:	249	WON-LOST	WINNING	LAST 10	STRENGTH OF	OPP. STRENGTH	TEAM	ADJ.	CONF.	ADJ CONF.
Average RPI Loss:	156	RECORD	PCT. RANK	GAMES	SCHEDULE	OF SCHEDULE	RPI	RPI	RPI	RPI
DIV. I ONLY	1- 7	308	0- 1	59	331	271	271	14	14	
DIV. I NON-CONF.	1- 7	308	0- 1	59	331	271	271	14	14	
-----										
TOTALS	RPI 1-25	RPI 26-50	W-L RECORDS	RPI 51-100	RPI 101-150	RPI 150+				
1- 7	0- 0	0- 1	OVERALL	0- 2	0- 0	1- 4				
1- 1	0- 0	0- 0	HOME	0- 1	0- 0	1- 0				
0- 5	0- 0	0- 0	AWAY	0- 1	0- 0	0- 4				
0- 1	0- 0	0- 1	NEUTRAL	0- 0	0- 0	0- 0				
1- 7	0- 0	0- 1	NON-CONFERENCE	0- 2	0- 0	1- 4				
1- 1	0- 0	0- 0	HOME	0- 1	0- 0	1- 0				
0- 5	0- 0	0- 0	AWAY	0- 1	0- 0	0- 4				
0- 1	0- 0	0- 1	NEUTRAL	0- 0	0- 0	0- 0				
0- 0	0- 0	0- 0	CONFERENCE	0- 0	0- 0	0- 0				
0- 0	0- 0	0- 0	HOME	0- 0	0- 0	0- 0				
0- 0	0- 0	0- 0	AWAY	0- 0	0- 0	0- 0				
0- 0	0- 0	0- 0	NEUTRAL	0- 0	0- 0	0- 0				

RPI 1-25				RPI 26-50				RPI 51-100				RPI 101+				Team's RPI: 271
RPI	S	Opponent	Score	RPI	S	Opponent	Score	RPI	S	Opponent	Score	RPI	S	Opponent	Score	
				37	N	Tulane	72 81	57	A	Ohio	54 72	171	A	San Diego	82 83	
								77	H	Tolledo	60 65	175	A	Eastern Mich.	63 69	
												249	H	Illinois St.	67 63	
												262	A	Ball St.	62 67	
												310	A	Marshall	64 86	
LAST 12 Division I GAMES:																
249	H	Illinois St.	67 63	310	A	Marshall	64 86	77	H	Tolledo	60 65	57	A	Ohio	54 72	
262	A	Ball St.	62 67	37	N	Tulane	72 81	171	A	San Diego	82 83					
175	A	Eastern Mich.	63 69													

Non-Div I Games: Lake Erie 79 49 Salem (WV) 113 81

Cleveland and St.

Average RPI Win:	278	WON-LOST	WINNING	LAST 10	STRENGTH OF	OPP. STRENGTH	TEAM	ADJ.	CONF.	ADJ CONF.
Average RPI Loss:	183	RECORD	PCT. RANK	GAMES	SCHEDULE	OF SCHEDULE	RPI	RPI	RPI	RPI

DIV. I ONLY	5- 1	40	0- 0	328	221	165	165	19	19
DIV. I NON-CONF.	5- 1	40	0- 0	328	221	165	165	19	19
TOTALS	RPI 1-25	RPI 26-50	W-L RECORDS	RPI 51-100	RPI 101-150	RPI 150+			
5- 1	0- 0	0- 0	OVERALL	0- 0	0- 0	5- 1			
4- 0	0- 0	0- 0	HOME	0- 0	0- 0	4- 0			
1- 1	0- 0	0- 0	AWAY	0- 0	0- 0	1- 1			
0- 0	0- 0	0- 0	NEUTRAL	0- 0	0- 0	0- 0			
5- 1	0- 0	0- 0	NON-CONFERENCE	0- 0	0- 0	5- 1			
4- 0	0- 0	0- 0	HOME	0- 0	0- 0	4- 0			
1- 1	0- 0	0- 0	AWAY	0- 0	0- 0	1- 1			
0- 0	0- 0	0- 0	NEUTRAL	0- 0	0- 0	0- 0			
0- 0	0- 0	0- 0	CONFERENCE	0- 0	0- 0	0- 0			
0- 0	0- 0	0- 0	HOME	0- 0	0- 0	0- 0			
0- 0	0- 0	0- 0	AWAY	0- 0	0- 0	0- 0			
0- 0	0- 0	0- 0	NEUTRAL	0- 0	0- 0	0- 0			

RPI 1-25	RPI 26-50	RPI 51-100	RPI 101+ Team's RPI: 165
RPI S Opponent Score	RPI S Opponent Score	RPI S Opponent Score	RPI S Opponent Score
			153 H Bowling Green 81 80
			183 A UC Riverside 43 62
			267 H Memphis 90 71
			299 H South Carolina St. 57 44
			330 H Western Caro. 77 59
			339 A N.C. Central 89 66
LAST 12 Division I GAMES:			
339 A N.C. Central 89 66	183 A UC Riverside 43 62		
267 H Memphis 90 71	299 H South Carolina St. 57 44		
153 H Bowling Green 81 80	330 H Western Caro. 77 59		

Non-Div I Games: N.C. Wesleyan 126 65 Meredith 128 39

Coastal Caro.

Average RPI Win:	314	WON-LOST	WINNING	LAST 10	STRENGTH OF	OPP. STRENGTH	TEAM	ADJ.	CONF.	ADJ CONF.
Average RPI Loss:	195	RECORD	PCT. RANK	GAMES	SCHEDULE	OF SCHEDULE	RPI	RPI	RPI	RPI
DIV. I ONLY	2- 5	262	1- 0	212	336	283	283	12	12	
DIV. I NON-CONF.	2- 5	262	1- 0	212	336	283	283	12	12	
-----										
TOTALS	RPI 1-25	RPI 26-50	W-L RECORDS	RPI 51-100	RPI 101-150	RPI 150+				
2- 5	0- 0	0- 0	OVERALL	0- 0	0- 0	2- 5				
1- 2	0- 0	0- 0	HOME	0- 0	0- 0	1- 2				
1- 3	0- 0	0- 0	AWAY	0- 0	0- 0	1- 3				
0- 0	0- 0	0- 0	NEUTRAL	0- 0	0- 0	0- 0				
2- 5	0- 0	0- 0	NON-CONFERENCE	0- 0	0- 0	2- 5				
1- 2	0- 0	0- 0	HOME	0- 0	0- 0	1- 2				
1- 3	0- 0	0- 0	AWAY	0- 0	0- 0	1- 3				
0- 0	0- 0	0- 0	NEUTRAL	0- 0	0- 0	0- 0				
0- 0	0- 0	0- 0	CONFERENCE	0- 0	0- 0	0- 0				
0- 0	0- 0	0- 0	HOME	0- 0	0- 0	0- 0				
0- 0	0- 0	0- 0	AWAY	0- 0	0- 0	0- 0				
0- 0	0- 0	0- 0	NEUTRAL	0- 0	0- 0	0- 0				

RPI 1-25				RPI 26-50				RPI 51-100				RPI 101+				Team's RPI: 283
RPI	S	Opponent	Score	RPI	S	Opponent	Score	RPI	S	Opponent	Score	RPI	S	Opponent	Score	
												158	H	W nthrop	64	71
												179	A	Appal achian St.	66	80
												191	H	Furman	67	70
												207	A	Campbel l	65	66
												239	A	Wofford	58	78
												299	H	South Carolina St.	75	51
												328	A	Li pscomb	65	63
LAST 12 Division I GAMES:																
191	H	Furman	67	70	328	A	Li pscomb	65	63	179	A	Appal achian St.	66	80		
239	A	Wofford	58	78	158	H	W nthrop	64	71							
207	A	Campbel l	65	66												
299	H	South Carolina St.	75	51												

Non-Div I Games: North Greenville 95 62

Col. of Charleston

Average RPI Win: 319  
Average RPI Loss: 199

DIV. I ONLY	4- 5	191	0- 1	342	246	317	317	22	22
DIV. I NON-CONF.	4- 5	191	0- 1	342	246	317	317	22	22
TOTALS	RPI 1-25	RPI 26-50	W-L RECORDS	RPI 51-100	RPI 101-150	RPI 150+			
4- 5	0- 0	0- 0	OVERALL	0- 0	0- 2	4- 3			
3- 1	0- 0	0- 0	HOME	0- 0	0- 0	3- 1			
1- 4	0- 0	0- 0	AWAY	0- 0	0- 2	1- 2			
0- 0	0- 0	0- 0	NEUTRAL	0- 0	0- 0	0- 0			
4- 5	0- 0	0- 0	NON-CONFERENCE	0- 0	0- 2	4- 3			
3- 1	0- 0	0- 0	HOME	0- 0	0- 0	3- 1			
1- 4	0- 0	0- 0	AWAY	0- 0	0- 2	1- 2			
0- 0	0- 0	0- 0	NEUTRAL	0- 0	0- 0	0- 0			
0- 0	0- 0	0- 0	CONFERENCE	0- 0	0- 0	0- 0			
0- 0	0- 0	0- 0	HOME	0- 0	0- 0	0- 0			
0- 0	0- 0	0- 0	AWAY	0- 0	0- 0	0- 0			
0- 0	0- 0	0- 0	NEUTRAL	0- 0	0- 0	0- 0			

RPI 1-25				RPI 26-50				RPI 51-100				RPI 101+				Team's RPI: 317	
RPI	S	Opponent	Score	RPI	S	Opponent	Score	RPI	S	Opponent	Score	RPI	S	Opponent	Score		
												124	A	Yale	61	80	
												128	A	Dayton	58	67	
												155	A	George Mason	61	64	
												261	A	Siena	53	55	
												284	H	Columbia	84	71	
												318	A	UMass Lowell	61	52	
												325	H	NJIT	53	71	
												332	H	Canisius	67	53	
												342	H	Fairleigh Dickinson	71	52	
LAST 12 Division I GAMES:																	
												325	H	NJIT	53	71	
												318	A	UMass Lowell	61	52	
												124	A	Yale	61	80	
												342	H	Fairleigh Dickinson	71	52	
												261	A	Siena	53	55	
												284	H	Columbia	84	71	
												332	H	Canisius	67	53	
												155	A	George Mason	61	64	
												128	A	Dayton	58	67	

Col gate



Col orado					Through Games Of Dec. 16, 2018						
Average RPI	Win:	149	WON-LOST	WINNING	LAST 10	STRENGTH OF	OPP. STRENGTH	TEAM	ADJ.	CONF.	ADJ CONF.
Average RPI	Loss:	25	RECORD	PCT. RANK	GAMES	SCHEDULE	OF SCHEDULE	RPI	RPI	RPI	RPI
DIV. I ONLY			9- 1	21	1- 0	181	20	26	26	2	2
DIV. I NON-CONF.			9- 1	21	1- 0	181	20	26	26	2	2
-----											
TOTALS	RPI 1-25		RPI 26-50		W-L RECORDS	RPI 51-100		RPI 101-150		RPI 150+	
9- 1	0- 1		1- 0		OVERALL	1- 0		3- 0		4- 0	
7- 0	0- 0		1- 0		HOME	1- 0		2- 0		3- 0	
1- 1	0- 1		0- 0		AWAY	0- 0		0- 0		1- 0	
1- 0	0- 0		0- 0		NEUTRAL	0- 0		1- 0		0- 0	
9- 1	0- 1		1- 0		NON-CONFERENCE	1- 0		3- 0		4- 0	
7- 0	0- 0		1- 0		HOME	1- 0		2- 0		3- 0	
1- 1	0- 1		0- 0		AWAY	0- 0		0- 0		1- 0	
1- 0	0- 0		0- 0		NEUTRAL	0- 0		1- 0		0- 0	
0- 0	0- 0		0- 0		CONFERENCE	0- 0		0- 0		0- 0	
0- 0	0- 0		0- 0		HOME	0- 0		0- 0		0- 0	
0- 0	0- 0		0- 0		AWAY	0- 0		0- 0		0- 0	
0- 0	0- 0		0- 0		NEUTRAL	0- 0		0- 0		0- 0	
-----											
RPI 1-25				RPI 26-50		Team' s RPI : 26		RPI 51-100		RPI 101+	
RPI S	Opponent		Score	RPI S	Opponent		Score	RPI S	Opponent		Score
25	A	Mi ami (FL)	58 73	39	H	North Carolina	86 74	55	H	Northern Colo.	77 69
-----											
LAST 12 Division I GAMES:											
208	H	Prai rie Vi ew	79 38	106	N	Utah St.	78 68	106	N	Utah St.	78 68
202	H	Navy	59 43	212	A	Nevada	65 52	137	H	Col orado St.	59 40
240	H	San Jose St.	76 64	39	H	North Carolina	86 74	143	H	Pepperdi ne	80 65
25	A	Mi ami (FL)	58 73	137	H	Col orado St.	59 40	202	H	Navy	59 43
143	H	Pepperdi ne	80 65	55	H	Northern Col o.	77 69	208	H	Prai ri e Vi ew	79 38
-----											

Non-Di v I Games:

Col orado

Average RPI Win: 210

Average RPI Loss: 40

WON-LOST  
RECORDWINNING  
PCT. RANKLAST 10  
GAMESSTRENGTH OF  
SCHEDULEOPP. STRENGTH  
OF SCHEDULETEAM  
RPIADJ.  
RPICONF.  
RPIADJ CONF.  
RPIDIV. I ONLY  
DIV. I NON-CONF.3- 5  
3- 5224  
2240- 1  
0- 115  
15171  
171137  
137137  
1379  
99  
9

TOTALS

RPI 1-25

RPI 26-50

W-L RECORDS

RPI 51-100

RPI 101-150

RPI 150+

3- 5

0- 2

0- 1

OVERALL

0- 2

1- 0

2- 0

3- 2

0- 1

0- 0

HOME

0- 1

1- 0

2- 0

0- 3

0- 1

0- 1

AWAY

0- 1

0- 0

0- 0

0- 0

0- 0

0- 0

NEUTRAL

0- 0

0- 0

0- 0

3- 5

0- 2

0- 1

NON-CONFERENCE

0- 2

1- 0

2- 0

3- 2

0- 1

0- 0

HOME

0- 1

1- 0

2- 0

0- 3

0- 1

0- 1

AWAY

0- 1

0- 0

0- 0

0- 0

0- 0

0- 0

NEUTRAL

0- 0

0- 0

0- 0

0- 0

0- 0

0- 0

CONFERENCE

0- 0

0- 0

0- 0

0- 0

0- 0

0- 0

HOME

0- 0

0- 0

0- 0

0- 0

0- 0

0- 0

AWAY

0- 0

0- 0

0- 0

0- 0

0- 0

0- 0

NEUTRAL

0- 0

0- 0

0- 0

RPI 1-25

RPI 26-50

RPI 51-100

RPI 101+

Team's RPI: 137

RPI	S	Opponent	Score
19	A	Gonzaga	39 50
24	H	Arizona St.	39 70

RPI	S	Opponent	Score
26	A	Colorado	40 59

RPI	S	Opponent	Score
55	H	Northern Colo.	47 53
74	A	BYU	42 51

RPI	S	Opponent	Score
139	H	Northern Ari z.	65 54
237	H	North Florida	61 59
254	H	Cornell I	56 53

LAST 12 Division I GAMES:

24	H	Arizona St.	39	70	74	A	BYU	42	51
139	H	Northern Ari z.	65	54	26	A	Colorado	40	59
237	H	North Florida	61	59					
19	A	Gonzaga	39	50					
254	H	Cornell I	56	53					
55	H	Northern Colo.	47	53					

Non-Div I Games:

Eastern N.M.

72 46

Colorado St.

C  
o  
l  
u  
m  
b  
i  
a

C  
o  
l  
u  
m  
b  
i  
a

Col umbi a

Average RPI Win: 0		WON-LOST	WINNING	LAST 10	STRENGTH OF		OPP. STRENGTH	TEAM	ADJ.	CONF.	ADJ CONF.
Average RPI Loss: 158		RECORD	PCT. RANK	GAMES	SCHEDULE		OF SCHEDULE	RPI	RPI	RPI	RPI
DIV. I ONLY		0- 9	330	0- 1	16		337	258	258	32	32
DIV. I NON-CONF.		0- 9	330	0- 1	16		337	258	258	32	32
-----											
TOTALS		RPI 1-25	RPI 26-50		W-L RECORDS		RPI 51-100	RPI 101-150		RPI 150+	
0- 9		0- 1	0- 2		OVERALL		0- 1	0- 0		0- 5	
0- 1		0- 0	0- 0		HOME		0- 0	0- 0		0- 1	
0- 8		0- 1	0- 2		AWAY		0- 1	0- 0		0- 4	
0- 0		0- 0	0- 0		NEUTRAL		0- 0	0- 0		0- 0	
0- 9		0- 1	0- 2		NON-CONFERENCE		0- 1	0- 0		0- 5	
0- 1		0- 0	0- 0		HOME		0- 0	0- 0		0- 1	
0- 8		0- 1	0- 2		AWAY		0- 1	0- 0		0- 4	
0- 0		0- 0	0- 0		NEUTRAL		0- 0	0- 0		0- 0	
0- 0		0- 0	0- 0		CONFERENCE		0- 0	0- 0		0- 0	
0- 0		0- 0	0- 0		HOME		0- 0	0- 0		0- 0	
0- 0		0- 0	0- 0		AWAY		0- 0	0- 0		0- 0	
0- 0		0- 0	0- 0		NEUTRAL		0- 0	0- 0		0- 0	

RPI 1-25				RPI 26-50				RPI 51-100				RPI 101+ Team's RPI: 258			
RPI	S	Opponent	Score	RPI	S	Opponent	Score	RPI	S	Opponent	Score	RPI	S	Opponent	Score
18	A	Mississippi St.	38 110	32	A	Minnesota	52 84	57	A	Ohio	62 87	159	A	Virginia	41 55
				41	A	Maryland	36 93					221	A	West Virginia	37 78
												277	H	UMBC	52 57
												303	A	Niagara	69 71
												310	A	Marshall	67 88
-----															
LAST 12 Division I GAMES:															
303	A	Niagara	69 71	32	A	Minnesota	52 84	57	A	Ohio	62 87	159	A	Virginia	41 55
41	A	Maryland	36 93	57	A	Ohio	62 87	310	A	Marshall	67 88	18	A	Mississippi St.	38 110
221	A	West Virginia	37 78					277	H	UMBC	52 57				

Non-Div I Games:

Coppin St.

Average RPI Win:	324	WON-LOST	WINNING	LAST 10	STRENGTH OF	OPP. STRENGTH	TEAM	ADJ.	CONF.	ADJ CONF.
Average RPI Loss:	134	RECORD	PCT. RANK	GAMES	SCHEDULE	OF SCHEDULE	RPI	RPI	RPI	RPI
DIV. I ONLY	3- 5	224	1- 0	248	219	254	254	17	17	
DIV. I NON-CONF.	3- 5	224	1- 0	248	219	254	254	17	17	
-----										
TOTALS	RPI 1-25	RPI 26-50	W-L RECORDS	RPI 51-100	RPI 101-150	RPI 150+				
3- 5	0- 0	0- 1	OVERALL	0- 0	0- 3	3- 1				
3- 0	0- 0	0- 0	HOME	0- 0	0- 0	3- 0				
0- 5	0- 0	0- 1	AWAY	0- 0	0- 3	0- 1				
0- 0	0- 0	0- 0	NEUTRAL	0- 0	0- 0	0- 0				
3- 5	0- 0	0- 1	NON-CONFERENCE	0- 0	0- 3	3- 1				
3- 0	0- 0	0- 0	HOME	0- 0	0- 0	3- 0				
0- 5	0- 0	0- 1	AWAY	0- 0	0- 3	0- 1				
0- 0	0- 0	0- 0	NEUTRAL	0- 0	0- 0	0- 0				
0- 0	0- 0	0- 0	CONFERENCE	0- 0	0- 0	0- 0				
0- 0	0- 0	0- 0	HOME	0- 0	0- 0	0- 0				
0- 0	0- 0	0- 0	AWAY	0- 0	0- 0	0- 0				
0- 0	0- 0	0- 0	NEUTRAL	0- 0	0- 0	0- 0				

RPI	S	Opponent	Score	RPI	S	Opponent	Score	RPI	S	Opponent	Score	RPI	S	Opponent	Score
32	A	Minnesota	45 65									108	A	Stony Brook	61 63
												137	A	Colorado St.	53 56
												138	A	Lehigh	54 67
												255	A	Binghamton	61 72
												318	H	UMass Lowell	63 54
												322	H	Albany (NY)	48 34
												333	H	Delaware St.	94 59
-----															
Team's RPI: 254															
LAST 12 Division I GAMES:															
333	H	Delaware St.	94 59	32	A	Minnesota	45 65	318	H	UMass Lowell	63 54	322	H	Albany (NY)	48 34
108	A	Stony Brook	61 63	255	A	Binghamton	61 72								
138	A	Lehigh	54 67												
137	A	Colorado St.	53 56												

Non-Div I Games:

Cornell

Average RPI	Win: 230	WON-LOST	WINNING	LAST 10	STRENGTH OF	OPP. STRENGTH	TEAM	ADJ.	CONF.	ADJ CONF.
Average RPI	Loss: 32	RECORD	PCT. RANK	GAMES	SCHEDULE	OF SCHEDULE	RPI	RPI	RPI	RPI
DIV. I ONLY	4- 5	191	0- 1	47	114	115	115	4	4	
DIV. I NON-CONF.	4- 5	191	0- 1	47	114	115	115	4	4	
-----										
TOTALS	RPI 1-25	RPI 26-50	W-L RECORDS	RPI 51-100	RPI 101-150	RPI 150+				
4- 5	0- 3	0- 1	OVERALL	0- 1	1- 0	3- 0				
2- 3	0- 3	0- 0	HOME	0- 0	1- 0	1- 0				
2- 2	0- 0	0- 1	AWAY	0- 1	0- 0	2- 0				
0- 0	0- 0	0- 0	NEUTRAL	0- 0	0- 0	0- 0				
4- 5	0- 3	0- 1	NON-CONFERENCE	0- 1	1- 0	3- 0				
2- 3	0- 3	0- 0	HOME	0- 0	1- 0	1- 0				
2- 2	0- 0	0- 1	AWAY	0- 1	0- 0	2- 0				
0- 0	0- 0	0- 0	NEUTRAL	0- 0	0- 0	0- 0				
0- 0	0- 0	0- 0	CONFERENCE	0- 0	0- 0	0- 0				
0- 0	0- 0	0- 0	HOME	0- 0	0- 0	0- 0				
0- 0	0- 0	0- 0	AWAY	0- 0	0- 0	0- 0				
0- 0	0- 0	0- 0	NEUTRAL	0- 0	0- 0	0- 0				

RPI 1-25				RPI 26-50				RPI 51-100				RPI 101+ Team's RPI: 115			
RPI	S	Opponent	Score	RPI	S	Opponent	Score	RPI	S	Opponent	Score	RPI	S	Opponent	Score
8	H	Drake	69 85	30	A	South Dakota St.	48 74	87	A	UNI	55 65	109	H	Nebraska	74 65
15	H	South Dakota	65 77									246	A	Wichita St.	83 71
21	H	Florida St.	52 71									256	H	Omaha	66 51
												308	A	North Dakota St.	86 51
LAST 12 Division I GAMES:															
256	H	Omaha	66 51	21	H	Florida St.	52 71								
109	H	Nebraska	74 65	246	A	Wichita St.	83 71								
8	H	Drake	69 85	15	H	South Dakota	65 77								
87	A	UNI	55 65												
30	A	South Dakota St.	48 74												
308	A	North Dakota St.	86 51												

Non-Div I Games:

Creighton

Average RPI Win: 277		WON-LOST		WINNING		LAST 10		STRENGTH OF		OPP. STRENGTH		TEAM		ADJ.		CONF.		ADJ CONF.	
Average RPI Loss: 178		RECORD		PCT. RANK		GAMES		SCHEDULE		OF SCHEDULE		RPI		RPI		RPI		RPI	
DIV. I ONLY		5- 4		140		0- 1		323		183		250		250		17		17	
DIV. I NON-CONF.		5- 4		140		0- 1		323		183		250		250		17		17	
TOTALS		RPI 1-25		RPI 26-50		W-L RECORDS		RPI 51-100		RPI 101-150		RPI 150+							
5- 4		0- 0		0- 0		OVERALL		0- 1		0- 0		5- 3							
4- 0		0- 0		0- 0		HOME		0- 0		0- 0		4- 0							
1- 2		0- 0		0- 0		AWAY		0- 0		0- 0		1- 2							
0- 2		0- 0		0- 0		NEUTRAL		0- 1		0- 0		0- 1							
5- 4		0- 0		0- 0		NON-CONFERENCE		0- 1		0- 0		5- 3							
4- 0		0- 0		0- 0		HOME		0- 0		0- 0		4- 0							
1- 2		0- 0		0- 0		AWAY		0- 0		0- 0		1- 2							
0- 2		0- 0		0- 0		NEUTRAL		0- 1		0- 0		0- 1							
0- 0		0- 0		0- 0		CONFERENCE		0- 0		0- 0		0- 0							
0- 0		0- 0		0- 0		HOME		0- 0		0- 0		0- 0							
0- 0		0- 0		0- 0		AWAY		0- 0		0- 0		0- 0							
0- 0		0- 0		0- 0		NEUTRAL		0- 0		0- 0		0- 0							

RPI 1-25				RPI 26-50				RPI 51-100				RPI 101+				Team's RPI: 250
RPI	S	Opponent	Score	RPI	S	Opponent	Score	RPI	S	Opponent	Score	RPI	S	Opponent	Score	
								58	N	Middle Tenn.	58 70	171	A	San Diego	76 78	
												187	H	Boston U.	64 44	
												209	A	Cal St. Fullerton	62 67	
												265	H	Fairfield	59 46	
												273	N	UC Santa Barbara	56 62	
												293	A	Vermont	66 42	
												318	H	UMass Lowell	70 54	
												320	H	Loyola Maryland	54 41	
LAST 12 Division I GAMES:																
209	A	Cal St. Fullerton	62 67	273	N	UC Santa Barbara	56 62									
58	N	Middle Tenn.	58 70	318	H	UMass Lowell	70 54									
293	A	Vermont	66 42	265	H	Fairfield	59 46									
320	H	Loyola Maryland	54 41	187	H	Boston U.	64 44									
				171	A	San Diego	76 78									

Non-Div I Games:

Dartmouth

Average RPI Win: 209

Average RPI Loss: 183

WON-LOST  
RECORDWINNING  
PCT. RANKLAST 10  
GAMESSTRENGTH OF  
SCHEDULEOPP. STRENGTH  
OF SCHEDULETEAM  
RPIADJ.  
RPICONF.  
RPIADJ CONF.  
RPIDIV. I ONLY  
DIV. I NON-CONF.4- 5  
4- 5191  
1911- 0  
1- 0293  
293169  
169235  
235235  
23516  
1616  
16

TOTALS

RPI 1-25

RPI 26-50

W-L RECORDS

RPI 51-100

RPI 101-150

RPI 150+

4- 5  
2- 1  
2- 4  
0- 00- 0  
0- 0  
0- 0  
0- 00- 0  
0- 0  
0- 0  
0- 0OVERALL  
HOME  
AWAY  
NEUTRAL1- 0  
0- 0  
1- 0  
0- 00- 1  
0- 0  
0- 1  
0- 03- 4  
2- 1  
1- 3  
0- 04- 5  
2- 1  
2- 4  
0- 00- 0  
0- 0  
0- 0  
0- 00- 0  
0- 0  
0- 0  
0- 0NON-CONFERENCE  
HOME  
AWAY  
NEUTRAL1- 0  
0- 0  
1- 0  
0- 00- 1  
0- 0  
0- 1  
0- 03- 4  
2- 1  
1- 3  
0- 00- 0  
0- 0  
0- 0  
0- 00- 0  
0- 0  
0- 0  
0- 00- 0  
0- 0  
0- 0  
0- 0CONFERENCE  
HOME  
AWAY  
NEUTRAL0- 0  
0- 0  
0- 0  
0- 00- 0  
0- 0  
0- 0  
0- 00- 0  
0- 0  
0- 0  
0- 0

RPI 1-25

RPI 26-50

RPI 51-100

RPI 101+

Team's RPI: 235

RPI S Opponent Score

RPI S Opponent Score

RPI S Opponent Score

RPI S Opponent Score

RPI S Opponent Score

RPI S Opponent Score

RPI S Opponent Score

RPI S Opponent Score

RPI S Opponent Score

RPI S Opponent Score

RPI S Opponent Score

RPI S Opponent Score

RPI S Opponent Score

RPI S Opponent Score

RPI S Opponent Score

RPI S Opponent Score

RPI S Opponent Score

RPI S Opponent Score

RPI S Opponent Score

RPI S Opponent Score

RPI S Opponent Score

RPI S Opponent Score

RPI S Opponent Score

RPI S Opponent Score

RPI S Opponent Score

RPI S Opponent Score

RPI S Opponent Score

RPI S Opponent Score

RPI S Opponent Score

RPI S Opponent Score

RPI S Opponent Score

RPI S Opponent Score

LAST 12 Division I GAMES:

95 A Clemson 90 80  
197 A Elon 72 73  
347 A Charleston So. 72 34133 A Princeton 57 65  
225 H High Point 71 62  
170 H William & Mary 76 65  
164 A UNC Asheville 56 69  
179 H Appalachian St. 78 81  
244 A Gardner-Webb 49 54133 A Princeton 57 65  
164 A UNC Asheville 56 69  
170 H William & Mary 76 65  
179 H Appalachian St. 78 81  
197 A Elon 72 73  
225 H High Point 71 62  
244 A Gardner-Webb 49 54  
347 A Charleston So. 72 34

Non-Div I Games:

Queens (NC)

80 47

Davidson



Average RPI Win: 208

Average RPI Loss: 53

WON-LOST  
RECORDWINNING  
PCT. RANKLAST 10  
GAMESSTRENGTH OF  
SCHEDULEOPP. STRENGTH  
OF SCHEDULETEAM  
RPIADJ.  
RPICONF.  
RPIADJ CONF.  
RPIDIV. I ONLY  
DIV. I NON-CONF.4- 5  
4- 5191  
1911- 0  
1- 021  
21282  
282128  
128128  
12816  
1616  
16

TOTALS

RPI 1-25

RPI 26-50

W-L RECORDS

RPI 51-100

RPI 101-150

RPI 150+

4- 5 0- 0  
4- 1 0- 0  
0- 4 0- 0  
0- 0 0- 00- 3  
0- 1  
0- 2  
0- 0OVERALL  
HOME  
AWAY  
NEUTRAL2- 1  
2- 0  
0- 1  
0- 00- 1  
0- 0  
0- 1  
0- 02- 0  
2- 0  
0- 0  
0- 04- 5 0- 0  
4- 1 0- 0  
0- 4 0- 0  
0- 0 0- 00- 3  
0- 1  
0- 2  
0- 0NON-CONFERENCE  
HOME  
AWAY  
NEUTRAL2- 1  
2- 0  
0- 1  
0- 00- 1  
0- 0  
0- 1  
0- 02- 0  
2- 0  
0- 0  
0- 00- 0 0- 0  
0- 0 0- 0  
0- 0 0- 0  
0- 0 0- 00- 0  
0- 0  
0- 0  
0- 0CONFERENCE  
HOME  
AWAY  
NEUTRAL0- 0  
0- 0  
0- 0  
0- 00- 0  
0- 0  
0- 0  
0- 00- 0  
0- 0  
0- 0  
0- 0

RPI 1-25

RPI 26-50

RPI 51-100

RPI 101+

Team's RPI: 128

RPI S Opponent Score

RPI S Opponent Score

29 H Northeastern 79 84  
31 A Green Bay 35 51  
41 A Maryl and 71 82

RPI S Opponent Score

62 A South Carolina 55 65  
77 H Toledo 70 49  
88 H Buffal o 72 59

RPI S Opponent Score

104 A James Madi son 55 68  
317 H Col gate 67 58  
348 H Evansvi lle 69 30

LAST 12 Division I GAMES:

348 H Evansville 69 30  
88 H Buffal o 72 59  
104 A James Madi son 55 68  
62 A South Carolina 55 65  
31 A Green Bay 35 5177 H Toledo 70 49  
29 H Northeastern 79 84  
41 A Maryl and 71 82  
317 H Col gate 67 58D  
a  
y  
t  
o  
nD  
a  
y  
t  
o  
n

Non-Div I Games:

Dayton

Average RPI Win: 155

Average RPI Loss: 4

WON-LOST  
RECORDWINNING  
PCT. RANKLAST 10  
GAMESSTRENGTH OF  
SCHEDULEOPP. STRENGTH  
OF SCHEDULETEAM  
RPIADJ.  
RPICONF.  
RPIADJ CONF.  
RPIDIV. I ONLY  
DIV. I NON-CONF.7- 3  
7- 387  
871- 0  
1- 063  
639  
935  
3535  
354  
44  
4

TOTALS

RPI 1-25

RPI 26-50

W-L RECORDS

RPI 51-100

RPI 101-150

RPI 150+

7- 3 0- 3  
4- 1 0- 1  
1- 1 0- 1  
2- 1 0- 11- 0  
1- 0  
0- 0  
0- 0OVERALL  
HOME  
AWAY  
NEUTRAL2- 0  
1- 0  
0- 0  
1- 01- 0  
0- 0  
0- 0  
1- 03- 0  
2- 0  
1- 0  
0- 07- 3 0- 3  
4- 1 0- 1  
1- 1 0- 1  
2- 1 0- 11- 0  
1- 0  
0- 0  
0- 0NON-CONFERENCE  
HOME  
AWAY  
NEUTRAL2- 0  
1- 0  
0- 0  
1- 01- 0  
0- 0  
0- 0  
1- 03- 0  
2- 0  
1- 0  
0- 00- 0 0- 0  
0- 0 0- 0  
0- 0 0- 0  
0- 0 0- 00- 0  
0- 0  
0- 0  
0- 0CONFERENCE  
HOME  
AWAY  
NEUTRAL0- 0  
0- 0  
0- 0  
0- 00- 0  
0- 0  
0- 0  
0- 00- 0  
0- 0  
0- 0  
0- 0

RPI 1-25

RPI 26-50

Team's RPI: 35

RPI 51-100

RPI 101+

RPI	S	Opponent	Score
1	H	Notre Dame	77 101
2	A	UConn	63 99
10	N	Syracuse	81 83

RPI	S	Opponent	Score
31	H	Green Bay	73 64

RPI	S	Opponent	Score
60	H	Northwestern	76 60
94	N	Kansas St.	79 59

RPI	S	Opponent	Score
133	N	Princeton	82 67
193	A	Oklahoma	87 76
227	H	Temple	102 88
346	H	Savannah St.	124 61

LAST 12 Division I GAMES:

227	H	Temple	102 88	193	A	Oklahoma	87 76
2	A	UConn	63 99	60	H	Northwestern	76 60
346	H	Savannah St.	124 61	1	H	Notre Dame	77 101
10	N	Syracuse	81 83	31	H	Green Bay	73 64
94	N	Kansas St.	79 59				
133	N	Princeton	82 67				

Delaware

Delaware				Through Games Of Dec. 16, 2018							
Average RPI	Win:	271	WON-LOST	WINNING	LAST 10	STRENGTH OF	OPP. STRENGTH	TEAM	ADJ.	CONF.	ADJ CONF.
Average RPI	Loss:	108	RECORD	PCT. RANK	GAMES	SCHEDULE	OF SCHEDULE	RPI	RPI	RPI	RPI
DIV. I ONLY		3- 6		238	1- 0	113	289	211	211	12	12
DIV. I NON-CONF.		3- 6		238	1- 0	113	289	211	211	12	12
-----											
TOTALS	RPI 1-25		RPI 26-50		W-L RECORDS	RPI 51-100		RPI 101-150		RPI 150+	
3- 6	0- 1		0- 0		OVERALL	0- 2		0- 1		3- 2	
0- 1	0- 1		0- 0		HOME	0- 0		0- 0		0- 0	
1- 3	0- 0		0- 0		AWAY	0- 1		0- 0		1- 2	
2- 2	0- 0		0- 0		NEUTRAL	0- 1		0- 1		2- 0	
3- 6	0- 1		0- 0		NON-CONFERENCE	0- 2		0- 1		3- 2	
0- 1	0- 1		0- 0		HOME	0- 0		0- 0		0- 0	
1- 3	0- 0		0- 0		AWAY	0- 1		0- 0		1- 2	
2- 2	0- 0		0- 0		NEUTRAL	0- 1		0- 1		2- 0	
0- 0	0- 0		0- 0		CONFERENCE	0- 0		0- 0		0- 0	
0- 0	0- 0		0- 0		HOME	0- 0		0- 0		0- 0	
0- 0	0- 0		0- 0		AWAY	0- 0		0- 0		0- 0	
0- 0	0- 0		0- 0		NEUTRAL	0- 0		0- 0		0- 0	

Delaware

RPI 1-25				RPI 26-50				RPI 51-100				RPI 101+ Team's RPI: 211			
RPI	S	Opponent	Score	RPI	S	Opponent	Score	RPI	S	Opponent	Score	RPI	S	Opponent	Score
22	H	UCF	60 71					85	N	Montana St.	60 69	110	N	Bradley	47 59
								87	A	UNI	67 79	155	A	George Mason	46 72
												160	N	Nicholls St.	71 56
												187	A	Boston U.	61 72
												321	N	Lafayette	65 47
												333	A	Delaware St.	85 77
-----															
LAST 12 Division I GAMES:															
187	A	Boston U.	61 72	321	N	Lafayette	65 47								
110	N	Bradley	47 59	160	N	Nicholls St.	71 56								
333	A	Delaware St.	85 77	22	H	UCF	60 71								
85	N	Montana St.	60 69	155	A	George Mason	46 72								
87	A	UNI	67 79												

Non-Div I Games:

Delaware

Average RPI Win: 0  
Average RPI Loss: 158

WON-LOST  
RECORD

WINNING  
PCT. RANK

LAST 10  
GAMES

STRENGTH OF  
SCHEDULE

OPP. STRENGTH  
OF SCHEDULE

TEAM  
RPI

ADJ.  
RPI

CONF.  
RPI

ADJ CONF.  
RPI

DIV. I ONLY  
DIV. I NON-CONF.

0- 6  
0- 6

330  
330

0- 1  
0- 1

199  
199

218  
218

333  
333

333  
333

32  
32

32  
32

TOTALS

RPI 1-25

RPI 26-50

W-L RECORDS

RPI 51-100

RPI 101-150

RPI 150+

0- 6  
0- 2  
0- 4  
0- 0

0- 0  
0- 0  
0- 0  
0- 0

0- 0  
0- 0  
0- 0  
0- 0

OVERALL  
HOME  
AWAY  
NEUTRAL

0- 2  
0- 0  
0- 2  
0- 0

0- 1  
0- 1  
0- 0  
0- 0

0- 3  
0- 1  
0- 2  
0- 0

0- 6  
0- 2  
0- 4  
0- 0

0- 0  
0- 0  
0- 0  
0- 0

0- 0  
0- 0  
0- 0  
0- 0

NON-CONFERENCE  
HOME  
AWAY  
NEUTRAL

0- 2  
0- 0  
0- 2  
0- 0

0- 1  
0- 1  
0- 0  
0- 0

0- 3  
0- 1  
0- 2  
0- 0

0- 0  
0- 0  
0- 0  
0- 0

0- 0  
0- 0  
0- 0  
0- 0

0- 0  
0- 0  
0- 0  
0- 0

CONFERENCE  
HOME  
AWAY  
NEUTRAL

0- 0  
0- 0  
0- 0  
0- 0

0- 0  
0- 0  
0- 0  
0- 0

0- 0  
0- 0  
0- 0  
0- 0

RPI 1-25

RPI 26-50

RPI 51-100

RPI 101+

Team's RPI: 333

RPI S Opponent Score

RPI S Opponent Score

RPI S Opponent Score

RPI S Opponent Score

71 A Xavier 59 80  
83 A St. John's (NY) 44 82

104 H James Madison 57 103  
211 H Delaware 77 85  
227 A Temple 61 75  
254 A Cornell 59 94

LAST 12 Division I GAMES:

254 A Cornell 59 94  
71 A Xavier 59 80  
83 A St. John's (NY) 44 82  
211 H Delaware 77 85  
104 H James Madison 57 103  
227 A Temple 61 75

Non-Div I Games:

Post

65 53

Cheyney

79 59

Del aware St.

Loss, Non-Conf, S Site, H Home A Away N Neutral



Average RPI	Win: 341	WON-LOST RECORD	WINNING PCT. RANK	LAST 10 GAMES	STRENGTH OF SCHEDULE	OPP. STRENGTH OF SCHEDULE	TEAM RPI	ADJ. RPI	CONF. RPI	ADJ CONF. RPI
Average RPI	Loss: 180									
DIV. I ONLY	1- 7	308	0- 1	134	327	290	290	14	14	
DIV. I NON-CONF.	1- 7	308	0- 1	134	327	290	290	14	14	
-----										
TOTALS	RPI 1-25	RPI 26-50	W-L RECORDS	RPI 51-100	RPI 101-150	RPI 150+				
1- 7	0- 0	0- 0	OVERALL	0- 2	0- 0	1- 5				
0- 3	0- 0	0- 0	HOME	0- 0	0- 0	0- 3				
1- 4	0- 0	0- 0	AWAY	0- 2	0- 0	1- 2				
0- 0	0- 0	0- 0	NEUTRAL	0- 0	0- 0	0- 0				
1- 7	0- 0	0- 0	NON-CONFERENCE	0- 2	0- 0	1- 5				
0- 3	0- 0	0- 0	HOME	0- 0	0- 0	0- 3				
1- 4	0- 0	0- 0	AWAY	0- 2	0- 0	1- 2				
0- 0	0- 0	0- 0	NEUTRAL	0- 0	0- 0	0- 0				
0- 0	0- 0	0- 0	CONFERENCE	0- 0	0- 0	0- 0				
0- 0	0- 0	0- 0	HOME	0- 0	0- 0	0- 0				
0- 0	0- 0	0- 0	AWAY	0- 0	0- 0	0- 0				
0- 0	0- 0	0- 0	NEUTRAL	0- 0	0- 0	0- 0				

RPI 1-25				RPI 26-50				RPI 51-100				RPI 101+ Team's RPI : 290			
RPI	S	Opponent	Score	RPI	S	Opponent	Score	RPI	S	Opponent	Score	RPI	S	Opponent	Score
								65	A	Mi chi gan	62 95	156	H	Mi ami (OH)	59 78
								76	A	Ohi o St.	41 55	175	A	Eastern Mi ch.	53 60
												233	A	Loyol a Chi cago	43 52
												256	H	Omaha	42 51
												297	H	Western Mi ch.	44 54
												341	A	Manhattan	58 56
-----															
LAST 12 Division I GAMES:															
256	H	Omaha	42 51	297	H	Western Mi ch.	44 54								
341	A	Manhattan	58 56	175	A	Eastern Mi ch.	53 60								
65	A	Mi chi gan	62 95												
156	H	Mi ami (OH)	59 78												
233	A	Loyol a Chi cago	43 52												
76	A	Ohi o St.	41 55												

Non-Div I Games: Mi ch. -Dearborn 68 60

Detroit Mercy

Average RPI Win: 109

Average RPI Loss: 12

WON-LOST  
RECORDWINNING  
PCT. RANKLAST 10  
GAMESSTRENGTH OF  
SCHEDULEOPP. STRENGTH  
OF SCHEDULETEAM  
RPIADJ.  
RPICONF.  
RPIADJ CONF.  
RPIDIV. I ONLY  
DIV. I NON-CONF.7- 3  
7- 387  
871- 0  
1- 032  
322  
28  
88  
815  
1515  
15

TOTALS

RPI 1-25

RPI 26-50

W-L RECORDS

RPI 51-100

RPI 101-150

RPI 150+

7- 3 1- 2  
2- 0 1- 0  
3- 2 0- 1  
2- 1 0- 10- 1  
0- 0  
0- 1  
0- 0OVERALL  
HOME  
AWAY  
NEUTRAL2- 0  
0- 0  
0- 0  
2- 03- 0  
1- 0  
2- 0  
0- 01- 0  
0- 0  
1- 0  
0- 07- 3 1- 2  
2- 0 1- 0  
3- 2 0- 1  
2- 1 0- 10- 1  
0- 0  
0- 1  
0- 0NON-CONFERENCE  
HOME  
AWAY  
NEUTRAL2- 0  
0- 0  
0- 0  
2- 03- 0  
1- 0  
2- 0  
0- 01- 0  
0- 0  
1- 0  
0- 00- 0 0- 0  
0- 0 0- 0  
0- 0 0- 0  
0- 0 0- 00- 0  
0- 0  
0- 0  
0- 0CONFERENCE  
HOME  
AWAY  
NEUTRAL0- 0  
0- 0  
0- 0  
0- 00- 0  
0- 0  
0- 0  
0- 00- 0  
0- 0  
0- 0  
0- 0

RPI 1-25 Team's RPI: 8

RPI 26-50

RPI 51-100

RPI 101+

RPI	S	Opponent	Score
1	N	Notre Dame	64 82
5	A	Iowa St.	81 86
15	H	South Dakota	76 64

RPI	S	Opponent	Score
30	A	South Dakota St.	71 80

RPI	S	Opponent	Score
61	N	Rutgers	69 59
62	N	South Carolina	90 85

RPI	S	Opponent	Score
109	A	Nebraska	83 77
115	A	Creighton	85 69
129	H	CSUN	73 63
269	A	Western Ill.	98 71

LAST 12 Division I GAMES:

129	H	CSUN	73 63	62	N	South Carolina	90 85
15	H	South Dakota	76 64	1	N	Notre Dame	64 82
269	A	Western Ill.	98 71	5	A	Iowa St.	81 86
109	A	Nebraska	83 77	30	A	South Dakota St.	71 80
				115	A	Creighton	85 69
				61	N	Rutgers	69 59

Non-Div I Games:

Clarke

91 43

Drake

Average RPI	Win: 255	WON-LOST	WINNING	LAST 10	STRENGTH OF	OPP. STRENGTH	TEAM	ADJ.	CONF.	ADJ CONF.
Average RPI	Loss: 84	RECORD	PCT. RANK	GAMES	SCHEDULE	OF SCHEDULE	RPI	RPI	RPI	RPI
DIV. I ONLY	7- 2	57	1- 0	278	168	142	142	12	12	
DIV. I NON-CONF.	7- 2	57	1- 0	278	168	142	142	12	12	
-----										
TOTALS	RPI 1-25	RPI 26-50	W-L RECORDS	RPI 51-100	RPI 101-150	RPI 150+				
7- 2	0- 0	1- 0	OVERALL	0- 1	0- 1	6- 0				
3- 1	0- 0	1- 0	HOME	0- 1	0- 0	2- 0				
3- 0	0- 0	0- 0	AWAY	0- 0	0- 0	3- 0				
1- 1	0- 0	0- 0	NEUTRAL	0- 0	0- 1	1- 0				
7- 2	0- 0	1- 0	NON-CONFERENCE	0- 1	0- 1	6- 0				
3- 1	0- 0	1- 0	HOME	0- 1	0- 0	2- 0				
3- 0	0- 0	0- 0	AWAY	0- 0	0- 0	3- 0				
1- 1	0- 0	0- 0	NEUTRAL	0- 0	0- 1	1- 0				
0- 0	0- 0	0- 0	CONFERENCE	0- 0	0- 0	0- 0				
0- 0	0- 0	0- 0	HOME	0- 0	0- 0	0- 0				
0- 0	0- 0	0- 0	AWAY	0- 0	0- 0	0- 0				
0- 0	0- 0	0- 0	NEUTRAL	0- 0	0- 0	0- 0				

RPI 1-25				RPI 26-50				RPI 51-100				RPI 101+ Team's RPI: 142			
RPI	S	Opponent	Score	RPI	S	Opponent	Score	RPI	S	Opponent	Score	RPI	S	Opponent	Score
				48	H	Bucknel I	64 42	56	H	Qui nni pi ac	52 56	111	N	Wright St.	63 71
												244	H	Gardner-Webb	65 48
												261	N	Si ena	51 39
												293	A	Vermont	60 44
												296	A	La Salle	58 43
												302	H	Saint Joseph' s	51 34
												341	A	Manhattan	53 39
LAST 12 Di vi si on I GAMES:															
				293	A	Vermont	60 44	111	N	Wright St.	63 71				
				244	H	Gardner-Webb	65 48	341	A	Manhattan	53 39				
				56	H	Qui nni pi ac	52 56	296	A	La Salle	58 43				
								261	N	Si ena	51 39				
								48	H	Bucknel I	64 42				
								302	H	Saint Joseph' s	51 34				

Non-Di v I Games:

Drexel



Average RPI	Win:	166	WON-LOST	WINNING	LAST 10	STRENGTH OF	OPP. STRENGTH	TEAM	ADJ.	CONF.	ADJ CONF.
Average RPI	Loss:	68	RECORD	PCT. RANK	GAMES	SCHEDULE	OF SCHEDULE	RPI	RPI	RPI	RPI
DIV. I ONLY		6- 3		98	0- 1	83	100	45	45	1	1
DIV. I NON-CONF.		6- 3		98	0- 1	83	100	45	45	1	1
-----											
TOTALS	RPI 1-25		RPI 26-50		W-L RECORDS	RPI 51-100		RPI 101-150		RPI 150+	
6- 3	0- 0		1- 0		OVERALL	0- 3		2- 0		3- 0	
3- 0	0- 0		0- 0		HOME	0- 0		1- 0		2- 0	
2- 1	0- 0		1- 0		AWAY	0- 1		1- 0		0- 0	
1- 2	0- 0		0- 0		NEUTRAL	0- 2		0- 0		1- 0	
6- 3	0- 0		1- 0		NON-CONFERENCE	0- 3		2- 0		3- 0	
3- 0	0- 0		0- 0		HOME	0- 0		1- 0		2- 0	
2- 1	0- 0		1- 0		AWAY	0- 1		1- 0		0- 0	
1- 2	0- 0		0- 0		NEUTRAL	0- 2		0- 0		1- 0	
0- 0	0- 0		0- 0		CONFERENCE	0- 0		0- 0		0- 0	
0- 0	0- 0		0- 0		HOME	0- 0		0- 0		0- 0	
0- 0	0- 0		0- 0		AWAY	0- 0		0- 0		0- 0	
0- 0	0- 0		0- 0		NEUTRAL	0- 0		0- 0		0- 0	

RPI 1-25	RPI 26-50	Team's RPI: 45	RPI 51-100	RPI 101+
RPI S Opponent Score	RPI S Opponent Score		RPI S Opponent Score	RPI S Opponent Score
	40 A Maine 66 63		60 A Northwestern 58 84	136 H Marist 64 56
			63 N Washington 64 71	141 A Wisconsin 60 53
			80 N Missouri 54 62	197 H Elon 81 64
				217 H UNLV 66 38
				262 N Ball St. 79 62
LAST 12 Division I GAMES:				
80 N Missouri 54 62	63 N Washington 64 71			
262 N Ball St. 79 62	197 H Elon 81 64			
217 H UNLV 66 38	40 A Maine 66 63			
136 H Marist 64 56	60 A Northwestern 58 84			
141 A Wisconsin 60 53				

Non-Div I Games:

Duke

Average RPI Loss: 52

DIV. I ONLY	5- 4	140	1- 0	65	146	59	59	16	16
DIV. I NON-CONF.	5- 4	140	1- 0	65	146	59	59	16	16
TOTALS	RPI 1-25	RPI 26-50	W-L RECORDS	RPI 51-100	RPI 101-150	RPI 150+			
5- 4	0- 1	0- 0	OVERALL	1- 3	1- 0	3- 0			
2- 1	0- 1	0- 0	HOME	0- 0	1- 0	1- 0			
3- 3	0- 0	0- 0	AWAY	1- 3	0- 0	2- 0			
0- 0	0- 0	0- 0	NEUTRAL	0- 0	0- 0	0- 0			
5- 4	0- 1	0- 0	NON-CONFERENCE	1- 3	1- 0	3- 0			
2- 1	0- 1	0- 0	HOME	0- 0	1- 0	1- 0			
3- 3	0- 0	0- 0	AWAY	1- 3	0- 0	2- 0			
0- 0	0- 0	0- 0	NEUTRAL	0- 0	0- 0	0- 0			
0- 0	0- 0	0- 0	CONFERENCE	0- 0	0- 0	0- 0			
0- 0	0- 0	0- 0	HOME	0- 0	0- 0	0- 0			
0- 0	0- 0	0- 0	AWAY	0- 0	0- 0	0- 0			
0- 0	0- 0	0- 0	NEUTRAL	0- 0	0- 0	0- 0			

RPI 1-25				RPI 26-50				RPI 51-100				RPI 101+			
RPI	S	Opponent	Score	RPI	S	Opponent	Score	RPI	S	Opponent	Score	RPI	S	Opponent	Score
22	H	UCF	63 71					53	A	TCU	48 61	132	H	Mt. St. Mary's	73 64
								54	A	Texas	41 78	161	A	Kent St.	77 72
								77	A	Toledo	52 65	266	A	Saint Francis (PA)	93 73
								96	A	Penn St.	64 58	295	H	ETSU	66 58
LAST 12 Division I GAMES:															
96	A	Penn St.	64 58	295	H	ETSU	66 58								
161	A	Kent St.	77 72	22	H	UCF	63 71								
266	A	Saint Francis (PA)	93 73	53	A	TCU	48 61								
77	A	Toledo	52 65												
132	H	Mt. St. Mary's	73 64												
54	A	Texas	41 78												

### Non-Div I Games:

Duquesne

Average RPI Win:	252	WON-LOST	WINNING	LAST 10	STRENGTH OF	OPP. STRENGTH	TEAM	ADJ.	CONF.	ADJ CONF.
Average RPI Loss:	138	RECORD	PCT. RANK	GAMES	SCHEDULE	OF SCHEDULE	RPI	RPI	RPI	RPI
DIV. I ONLY	2- 12	301	0- 2	137	197	295	295	26	26	
DIV. I NON-CONF.	2- 12	301	0- 2	137	197	295	295	26	26	
-----										
TOTALS	RPI 1-25	RPI 26-50	W-L RECORDS	RPI 51-100	RPI 101-150	RPI 150+				
2- 12	0- 0	0- 1	OVERALL	0- 3	0- 4	2- 4				
2- 3	0- 0	0- 0	HOME	0- 0	0- 1	2- 2				
0- 6	0- 0	0- 1	AWAY	0- 1	0- 3	0- 1				
0- 3	0- 0	0- 0	NEUTRAL	0- 2	0- 0	0- 1				
2- 12	0- 0	0- 1	NON-CONFERENCE	0- 3	0- 4	2- 4				
2- 3	0- 0	0- 0	HOME	0- 0	0- 1	2- 2				
0- 6	0- 0	0- 1	AWAY	0- 1	0- 3	0- 1				
0- 3	0- 0	0- 0	NEUTRAL	0- 2	0- 0	0- 1				
0- 0	0- 0	0- 0	CONFERENCE	0- 0	0- 0	0- 0				
0- 0	0- 0	0- 0	HOME	0- 0	0- 0	0- 0				
0- 0	0- 0	0- 0	AWAY	0- 0	0- 0	0- 0				
0- 0	0- 0	0- 0	NEUTRAL	0- 0	0- 0	0- 0				

RPI	S	Opponent	Score	RPI	S	Opponent	Score	RPI	S	Opponent	Score	RPI	S	Opponent	Score
27	A	Michigan St.	53 75	59	A	Duquesne	58 66	116	H	Houston	77 84	131	A	Radford	64 79
				61	N	Rutgers	44 68	146	A	Cincinnati	64 77	147	A	South Alabama	74 81
				62	N	South Carolina	55 101	164	A	UNC Asheville	55 56	179	H	Appalachian St.	95 64
								215	N	Western Ky.	68 82	218	H	Troy	66 84
								311	H	Liberty	86 89	324	H	N.C. A&T	61 56
Team's RPI: 295															
-----															
LAST 12 Division I GAMES:															
311	H	Liberty	86 89	61	N	Rutgers	44 68	215	N	Western Ky.	68 82	59	A	Duquesne	58 66
116	H	Houston	77 84	215	N	Western Ky.	68 82	324	H	N.C. A&T	61 56	164	A	UNC Asheville	55 56
179	H	Appalachian St.	95 64	59	A	Duquesne	58 66	131	A	Radford	64 79				
147	A	South Alabama	74 81	324	H	N.C. A&T	61 56								
62	N	South Carolina	55 101	164	A	UNC Asheville	55 56								
218	H	Troy	66 84	131	A	Radford	64 79								

Non-Div I Games:

ETSU

Average RPI Win: 258		WON-LOST		WINNING		LAST 10		STRENGTH OF		OPP. STRENGTH		TEAM		ADJ.		CONF.		ADJ CONF.	
Average RPI Loss: 122		RECORD		PCT. RANK		GAMES		SCHEDULE		OF SCHEDULE		RPI		RPI		RPI		RPI	
DIV. I ONLY		7- 2		57		1- 0		332		145		199		199		8		8	
DIV. I NON-CONF.		7- 2		57		1- 0		332		145		199		199		8		8	
TOTALS		RPI 1-25		RPI 26-50		W-L RECORDS		RPI 51-100		RPI 101-150		RPI 150+							
7- 2		0- 0		0- 0		OVERALL		1- 1		0- 0		6- 1							
7- 0		0- 0		0- 0		HOME		1- 0		0- 0		6- 0							
0- 2		0- 0		0- 0		AWAY		0- 1		0- 0		0- 1							
0- 0		0- 0		0- 0		NEUTRAL		0- 0		0- 0		0- 0							
7- 2		0- 0		0- 0		NON-CONFERENCE		1- 1		0- 0		6- 1							
7- 0		0- 0		0- 0		HOME		1- 0		0- 0		6- 0							
0- 2		0- 0		0- 0		AWAY		0- 1		0- 0		0- 1							
0- 0		0- 0		0- 0		NEUTRAL		0- 0		0- 0		0- 0							
0- 0		0- 0		0- 0		CONFERENCE		0- 0		0- 0		0- 0							
0- 0		0- 0		0- 0		HOME		0- 0		0- 0		0- 0							
0- 0		0- 0		0- 0		AWAY		0- 0		0- 0		0- 0							
0- 0		0- 0		0- 0		NEUTRAL		0- 0		0- 0		0- 0							

RPI 1-25				RPI 26-50				RPI 51-100				RPI 101+				Team's RPI: 199	
RPI	S	Opponent	Score	RPI	S	Opponent	Score	RPI	S	Opponent	Score	RPI	S	Opponent	Score		
								73	A	Charlotte	46	52	170	A	William & Mary	43	63
								99	H	Wake Forest	70	61	189	H	Monmouth	73	67
													241	H	Kennesaw St.	68	56
													301	H	USC Upstate	63	53
													311	H	Liberty	66	63
													319	H	UMES	84	69
													343	H	Grand Canyon	59	47
-----																	
LAST 12 Division I GAMES:																	
241	H	Kennesaw St.	68	56	301	H	USC Upstate	63	53								
343	H	Grand Canyon	59	47	311	H	Liberty	66	63								
189	H	Monmouth	73	67	73	A	Charlotte	46	52								
319	H	UMES	84	69	170	A	William & Mary	43	63								
					99	H	Wake Forest	70	61								

Non-Div I Games:

East Carolina

Average RPI Win:	298	WON-LOST	WINNING	LAST 10	STRENGTH OF	OPP. STRENGTH	TEAM	ADJ.	CONF.	ADJ CONF.
Average RPI Loss:	156	RECORD	PCT. RANK	GAMES	SCHEDULE	OF SCHEDULE	RPI	RPI	RPI	RPI
DIV. I ONLY	2- 4	238	0- 1	211	275	238	238	20	20	
DIV. I NON-CONF.	2- 4	238	0- 1	211	275	238	238	20	20	
-----										
TOTALS	RPI 1-25	RPI 26-50	W-L RECORDS	RPI 51-100	RPI 101-150	RPI 150+				
2- 4	0- 0	0- 0	OVERALL	0- 1	0- 1	2- 2				
1- 0	0- 0	0- 0	HOME	0- 0	0- 0	1- 0				
0- 4	0- 0	0- 0	AWAY	0- 1	0- 1	0- 2				
1- 0	0- 0	0- 0	NEUTRAL	0- 0	0- 0	1- 0				
2- 4	0- 0	0- 0	NON-CONFERENCE	0- 1	0- 1	2- 2				
1- 0	0- 0	0- 0	HOME	0- 0	0- 0	1- 0				
0- 4	0- 0	0- 0	AWAY	0- 1	0- 1	0- 2				
1- 0	0- 0	0- 0	NEUTRAL	0- 0	0- 0	1- 0				
0- 0	0- 0	0- 0	CONFERENCE	0- 0	0- 0	0- 0				
0- 0	0- 0	0- 0	HOME	0- 0	0- 0	0- 0				
0- 0	0- 0	0- 0	AWAY	0- 0	0- 0	0- 0				
0- 0	0- 0	0- 0	NEUTRAL	0- 0	0- 0	0- 0				

RPI 1-25				RPI 26-50				RPI 51-100				RPI 101+				Team's RPI: 238	
RPI	S	Opponent	Score	RPI	S	Opponent	Score	RPI	S	Opponent	Score	RPI	S	Opponent	Score		
								52	A	Butler	37	72	110	A	Bradley	64	67
												157	A	Southern Ill.	59	73	
												269	N	Western Ill.	64	62	
												306	A	Valparaiso	60	62	
												327	H	Purdue Fort Wayne	72	63	
-----																	
LAST 12 Division I GAMES:																	
				157	A	Southern Ill.	59	73	306	A	Valparaiso	60	62				
				269	N	Western Ill.	64	62	110	A	Bradley	64	67				
									327	H	Purdue Fort Wayne	72	63				
									52	A	Butler	37	72				

Non-Div I Games: Lincoln Christian 97 34 Oakland City 102 43

Eastern III.

Average RPI Win: 0  
Average RPI Loss: 173

WON-LOST  
RECORD

WINNING  
PCT. RANK

LAST 10  
GAMES

STRENGTH OF  
SCHEDULE

OPP. STRENGTH  
OF SCHEDULE

TEAM  
RPI

ADJ.  
RPI

CONF.  
RPI

ADJ CONF.  
RPI

DIV. I ONLY	0- 9	330	0- 1	14	351	268	268	20	20
DIV. I NON-CONF.	0- 9	330	0- 1	14	351	268	268	20	20
-----									
TOTALS	RPI 1-25	RPI 26-50	W-L RECORDS	RPI 51-100	RPI 101-150	RPI 150+			
0- 9	0- 1	0- 0	OVERALL	0- 1	0- 0	0- 7			
0- 2	0- 0	0- 0	HOME	0- 0	0- 0	0- 2			
0- 5	0- 0	0- 0	AWAY	0- 1	0- 0	0- 4			
0- 2	0- 1	0- 0	NEUTRAL	0- 0	0- 0	0- 1			
0- 9	0- 1	0- 0	NON-CONFERENCE	0- 1	0- 0	0- 7			
0- 2	0- 0	0- 0	HOME	0- 0	0- 0	0- 2			
0- 5	0- 0	0- 0	AWAY	0- 1	0- 0	0- 4			
0- 2	0- 1	0- 0	NEUTRAL	0- 0	0- 0	0- 1			
0- 0	0- 0	0- 0	CONFERENCE	0- 0	0- 0	0- 0			
0- 0	0- 0	0- 0	HOME	0- 0	0- 0	0- 0			
0- 0	0- 0	0- 0	AWAY	0- 0	0- 0	0- 0			
0- 0	0- 0	0- 0	NEUTRAL	0- 0	0- 0	0- 0			

RPI 1-25				RPI 26-50				RPI 51-100				RPI 101+ Team's RPI: 268											
RPI	S	Opponent	Score	RPI	S	Opponent	Score	RPI	S	Opponent	Score	RPI	S	Opponent	Score								
21	N	Florida St.	45 62					57	A	Ohio	60 100	155	H	George Mason	75 91								
												156	A	Miami (OH)	44 60								
												200	H	Saint Louis	43 70								
												221	A	West Virginia	29 78								
												221	N	West Virginia	39 81								
												232	A	Akron	54 63								
												297	A	Western Mich.	53 64								
-----																							
LAST 12 Division I GAMES:																							
155	H	George Mason	75 91	221	N	West Virginia	39 81																
232	A	Akron	54 63	221	A	West Virginia	29 78																
297	A	Western Mich.	53 64	200	H	Saint Louis	43 70																
21	N	Florida St.	45 62																				
57	A	Ohio	60 100																				
156	A	Miami (OH)	44 60																				

Non-Div I Games: Ky. Christian 90 35

Eastern Ky.

Average RPI Win: 287		WON-LOST RECORD		WINNING PCT. RANK		LAST 10 GAMES		STRENGTH OF SCHEDULE		OPP. STRENGTH OF SCHEDULE		TEAM RPI		ADJ. RPI		CONF. RPI		ADJ CONF. RPI	
Average RPI Loss: 68																			
DIV. I ONLY		6- 2		67		1- 0		306		194		175		175		10		10	
DIV. I NON-CONF.		6- 2		67		1- 0		306		194		175		175		10		10	
TOTALS		RPI 1-25		RPI 26-50		W-L RECORDS		RPI 51-100		RPI 101-150		RPI 150+							
6- 2		0- 1		0- 0		OVERALL		0- 0		0- 1		6- 0							
4- 0		0- 0		0- 0		HOME		0- 0		0- 0		4- 0							
2- 1		0- 0		0- 0		AWAY		0- 0		0- 1		2- 0							
0- 1		0- 1		0- 0		NEUTRAL		0- 0		0- 0		0- 0							
6- 2		0- 1		0- 0		NON-CONFERENCE		0- 0		0- 1		6- 0							
4- 0		0- 0		0- 0		HOME		0- 0		0- 0		4- 0							
2- 1		0- 0		0- 0		AWAY		0- 0		0- 1		2- 0							
0- 1		0- 1		0- 0		NEUTRAL		0- 0		0- 0		0- 0							
0- 0		0- 0		0- 0		CONFERENCE		0- 0		0- 0		0- 0							
0- 0		0- 0		0- 0		HOME		0- 0		0- 0		0- 0							
0- 0		0- 0		0- 0		AWAY		0- 0		0- 0		0- 0							
0- 0		0- 0		0- 0		NEUTRAL		0- 0		0- 0		0- 0							

RPI 1-25				RPI 26-50				RPI 51-100				RPI 101+ Team's RPI: 175			
RPI	S	Opponent	Score	RPI	S	Opponent	Score	RPI	S	Opponent	Score	RPI	S	Opponent	Score
5	N	Iowa St.	59 85									130	A	Illinois	66 72
												236	H	UIC	52 38
												249	H	Illinois St.	50 41
												271	H	Cleveland St.	69 63
												290	H	Detroit Mercy	60 53
												327	A	Purdue Fort Wayne	87 72
												349	A	Longwood	64 45
-----															
LAST 12 Division I GAMES:															
5	N	Iowa St.	59 85	349	A	Longwood	64 45	327	A	Purdue Fort Wayne	87 72	290	H	Detroit Mercy	60 53
249	H	Illinois St.	50 41	130	A	Illinois	66 72	236	H	UIC	52 38				
271	H	Cleveland St.	69 63												

Non-Div I Games:

Eastern Mich.

Average RPI Win:	0	WON-LOST	WINNING	LAST 10	STRENGTH OF	OPP. STRENGTH	TEAM	ADJ.	CONF.	ADJ CONF.
Average RPI Loss:	123	RECORD	PCT. RANK	GAMES	SCHEDULE	OF SCHEDULE	RPI	RPI	RPI	RPI
DIV. I ONLY	0- 8	330	0- 1	46	235	280	280	11	11	
DIV. I NON-CONF.	0- 8	330	0- 1	46	235	280	280	11	11	
<hr/>										
TOTALS	RPI 1-25	RPI 26-50	W-L RECORDS	RPI 51-100	RPI 101-150	RPI 150+				
0- 8	0- 1	0- 0	OVERALL	0- 3	0- 2	0- 2				
0- 3	0- 1	0- 0	HOME	0- 1	0- 1	0- 0				
0- 3	0- 0	0- 0	AWAY	0- 2	0- 0	0- 1				
0- 2	0- 0	0- 0	NEUTRAL	0- 0	0- 1	0- 1				
0- 8	0- 1	0- 0	NON-CONFERENCE	0- 3	0- 2	0- 2				
0- 3	0- 1	0- 0	HOME	0- 1	0- 1	0- 0				
0- 3	0- 0	0- 0	AWAY	0- 2	0- 0	0- 1				
0- 2	0- 0	0- 0	NEUTRAL	0- 0	0- 1	0- 1				
0- 0	0- 0	0- 0	CONFERENCE	0- 0	0- 0	0- 0				
0- 0	0- 0	0- 0	HOME	0- 0	0- 0	0- 0				
0- 0	0- 0	0- 0	AWAY	0- 0	0- 0	0- 0				
0- 0	0- 0	0- 0	NEUTRAL	0- 0	0- 0	0- 0				

RPI 1-25				RPI 26-50				RPI 51-100				RPI 101+				Team's RPI: 280
RPI	S	Opponent	Score	RPI	S	Opponent	Score	RPI	S	Opponent	Score	RPI	S	Opponent	Score	
19	H	Gonzaga	51 63					74	A	BYU	65 80	101	N	Oregon St.	45 93	
								90	A	Boise St.	55 67	103	H	Fresno St.	58 68	
								97	H	Utah	51 95	183	N	UC Ri versi de	45 57	
												315	A	Cal Poly	55 59	
<hr/>																
LAST 12 Division I GAMES:																
183	N	UC Ri versi de	45 57	103	H	Fresno St.	58 68									
101	N	Oregon St.	45 93	315	A	Cal Poly	55 59									
90	A	Boise St.	55 67	97	H	Utah	51 95									
				74	A	BYU	65 80									
				19	H	Gonzaga	51 63									

Non-Div I Games: Eastern Ore. 66 45

Eastern Wash.



E  
l  
o  
n

Elon				Through Games Of Dec. 16, 2018							
Average RPI	Win:	256	WON-LOST	WINNING	LAST 10	STRENGTH OF	OPP. STRENGTH	TEAM	ADJ.	CONF.	ADJ CONF.
Average RPI	Loss:	111	RECORD	PCT. RANK	GAMES	SCHEDULE	OF SCHEDULE	RPI	RPI	RPI	RPI
DIV. I ONLY			3- 5	224	0- 1	141	212	197	197	12	12
DIV. I NON-CONF.			3- 5	224	0- 1	141	212	197	197	12	12
-----											
TOTALS		RPI 1-25		RPI 26-50		W-L RECORDS		RPI 51-100	RPI 101-150		RPI 150+
3- 5		0- 0		0- 2		OVERALL		0- 0	0- 1		3- 2
1- 2		0- 0		0- 1		HOME		0- 0	0- 1		1- 0
2- 3		0- 0		0- 1		AWAY		0- 0	0- 0		2- 2
0- 0		0- 0		0- 0		NEUTRAL		0- 0	0- 0		0- 0
3- 5		0- 0		0- 2		NON-CONFERENCE		0- 0	0- 1		3- 2
1- 2		0- 0		0- 1		HOME		0- 0	0- 1		1- 0
2- 3		0- 0		0- 1		AWAY		0- 0	0- 0		2- 2
0- 0		0- 0		0- 0		NEUTRAL		0- 0	0- 0		0- 0
0- 0		0- 0		0- 0		CONFERENCE		0- 0	0- 0		0- 0
0- 0		0- 0		0- 0		HOME		0- 0	0- 0		0- 0
0- 0		0- 0		0- 0		AWAY		0- 0	0- 0		0- 0
0- 0		0- 0		0- 0		NEUTRAL		0- 0	0- 0		0- 0

E  
l  
o  
n

RPI 1-25				RPI 26-50				RPI 51-100				RPI 101+ Team's RPI: 197			
RPI	S	Opponent	Score	RPI	S	Opponent	Score	RPI	S	Opponent	Score	RPI	S	Opponent	Score
				39	H	North Carolina	69 100					136	H	Marist	57 61
				45	A	Duke	64 81					158	A	Winthrop	57 58
												179	A	Appalachian St.	62 65
												194	A	Hampton	77 62
												235	H	Davidson	73 72
												339	A	N.C. Central	83 54
LAST 12 Division I GAMES:															
				235	H	Davidson	73 72	158	A	Winthrop	57 58				
				194	A	Hampton	77 62	39	H	North Carolina	69 100				
				136	H	Marist	57 61								
				179	A	Appalachian St.	62 65								
				45	A	Duke	64 81								
				339	A	N.C. Central	83 54								

Non-Div I Games: Chowan 88 74

Elon

Average RPI Win:	340	WON-LOST	WINNING	LAST 10	STRENGTH OF	OPP. STRENGTH	TEAM	ADJ.	CONF.	ADJ CONF.
Average RPI Loss:	236	RECORD	PCT. RANK	GAMES	SCHEDULE	OF SCHEDULE	RPI	RPI	RPI	RPI
DIV. I ONLY	1- 8	319	0- 1	347	224	348	348	15	15	
DIV. I NON-CONF.	1- 8	319	0- 1	347	224	348	348	15	15	
-----										
TOTALS	RPI 1-25	RPI 26-50	W-L RECORDS	RPI 51-100	RPI 101-150	RPI 150+				
1- 8	0- 0	0- 0	OVERALL	0- 0	0- 1	1- 7				
0- 4	0- 0	0- 0	HOME	0- 0	0- 0	0- 4				
1- 4	0- 0	0- 0	AWAY	0- 0	0- 1	1- 3				
0- 0	0- 0	0- 0	NEUTRAL	0- 0	0- 0	0- 0				
1- 8	0- 0	0- 0	NON-CONFERENCE	0- 0	0- 1	1- 7				
0- 4	0- 0	0- 0	HOME	0- 0	0- 0	0- 4				
1- 4	0- 0	0- 0	AWAY	0- 0	0- 1	1- 3				
0- 0	0- 0	0- 0	NEUTRAL	0- 0	0- 0	0- 0				
0- 0	0- 0	0- 0	CONFERENCE	0- 0	0- 0	0- 0				
0- 0	0- 0	0- 0	HOME	0- 0	0- 0	0- 0				
0- 0	0- 0	0- 0	AWAY	0- 0	0- 0	0- 0				
0- 0	0- 0	0- 0	NEUTRAL	0- 0	0- 0	0- 0				

RPI 1-25	RPI 26-50	RPI 51-100	RPI 101+	Team's RPI: 348
RPI S Opponent Score	RPI S Opponent Score	RPI S Opponent Score	RPI S Opponent Score	
			128 A Dayton 30 69	
			176 A Morehead St. 63 85	
			192 H Southeast Mo. St. 50 54	
			219 H SIUE 45 54	
			236 H UIC 54 62	
			300 A Murray St. 53 81	
			310 A Marshall 65 72	
			327 H Purdue Fort Wayne 66 72	
			340 A Chicago St. 67 58	
LAST 12 Division I GAMES:				
327 H Purdue Fort Wayne 66 72	128 A Dayton 30 69			
219 H SIUE 45 54	192 H Southeast Mo. St. 50 54			
340 A Chicago St. 67 58	236 H UIC 54 62			
300 A Murray St. 53 81	176 A Morehead St. 63 85			
	310 A Marshall 65 72			

Non-Div I Games:

Average RPI	Win: 227	WON-LOST RECORD	WINNING PCT. RANK	LAST 10 GAMES	STRENGTH OF SCHEDULE	OPP. STRENGTH OF SCHEDULE	TEAM RPI	ADJ. RPI	CONF. RPI	ADJ CONF. RPI
Average RPI	Loss: 22									
DIV. I ONLY		5- 2	83	0- 0	266	42	107	107	25	25
DIV. I NON-CONF.		5- 2	83	0- 0	266	42	107	107	25	25
-----										
TOTALS	RPI 1-25		RPI 26-50		W-L RECORDS		RPI 51-100		RPI 101-150	RPI 150+
5- 2	0- 1		0- 1		OVERALL		0- 0		2- 0	3- 0
2- 0	0- 0		0- 0		HOME		0- 0		1- 0	1- 0
2- 1	0- 0		0- 1		AWAY		0- 0		0- 0	2- 0
1- 1	0- 1		0- 0		NEUTRAL		0- 0		1- 0	0- 0
5- 2	0- 1		0- 1		NON-CONFERENCE		0- 0		2- 0	3- 0
2- 0	0- 0		0- 0		HOME		0- 0		1- 0	1- 0
2- 1	0- 0		0- 1		AWAY		0- 0		0- 0	2- 0
1- 1	0- 1		0- 0		NEUTRAL		0- 0		1- 0	0- 0
0- 0	0- 0		0- 0		CONFERENCE		0- 0		0- 0	0- 0
0- 0	0- 0		0- 0		HOME		0- 0		0- 0	0- 0
0- 0	0- 0		0- 0		AWAY		0- 0		0- 0	0- 0
0- 0	0- 0		0- 0		NEUTRAL		0- 0		0- 0	0- 0

RPI 1-25				RPI 26-50				RPI 51-100				RPI 101+ Team's RPI: 107			
RPI	S	Opponent	Score	RPI	S	Opponent	Score	RPI	S	Opponent	Score	RPI	S	Opponent	Score
13	N	Stanford	65 88	30	A	South Dakota St.	62 80					116	H	Houston	76 71
												150	N	American	90 71
												266	A	Saint Francis (PA)	83 69
												289	A	Hawai i	73 67
												314	H	FIU	100 58
-----															
LAST 12 Division I GAMES:															
266	A	Saint Francis (PA)	83 69	150	N	American	90 71								
116	H	Houston	76 71	289	A	Hawai i	73 67								
				13	N	Stanford	65 88								
				314	H	FIU	100 58								
				30	A	South Dakota St.	62 80								

Non-Div I Games: Fla. Memorial 99 68 Johnson & Wales (FL) 109 64

Average RPI Win:	323	WON-LOST	WINNING	LAST 10	STRENGTH OF	OPP. STRENGTH	TEAM	ADJ.	CONF.	ADJ CONF.
Average RPI Loss:	171	RECORD	PCT. RANK	GAMES	SCHEDULE	OF SCHEDULE	RPI	RPI	RPI	RPI
DIV. I ONLY	2- 7	274	0- 1	210	302	314	314	18	18	
DIV. I NON-CONF.	2- 7	274	0- 1	210	302	314	314	18	18	
-----										
TOTALS	RPI 1-25	RPI 26-50	W-L RECORDS	RPI 51-100	RPI 101-150	RPI 150+				
2- 7	0- 1	0- 0	OVERALL	0- 0	0- 1	2- 5				
2- 4	0- 1	0- 0	HOME	0- 0	0- 0	2- 3				
0- 3	0- 0	0- 0	AWAY	0- 0	0- 1	0- 2				
0- 0	0- 0	0- 0	NEUTRAL	0- 0	0- 0	0- 0				
2- 7	0- 1	0- 0	NON-CONFERENCE	0- 0	0- 1	2- 5				
2- 4	0- 1	0- 0	HOME	0- 0	0- 0	2- 3				
0- 3	0- 0	0- 0	AWAY	0- 0	0- 1	0- 2				
0- 0	0- 0	0- 0	NEUTRAL	0- 0	0- 0	0- 0				
0- 0	0- 0	0- 0	CONFERENCE	0- 0	0- 0	0- 0				
0- 0	0- 0	0- 0	HOME	0- 0	0- 0	0- 0				
0- 0	0- 0	0- 0	AWAY	0- 0	0- 0	0- 0				
0- 0	0- 0	0- 0	NEUTRAL	0- 0	0- 0	0- 0				

RPI 1-25				RPI 26-50				RPI 51-100				RPI 101+ Team's RPI : 314			
RPI	S	Opponent	Score	RPI	S	Opponent	Score	RPI	S	Opponent	Score	RPI	S	Opponent	Score
25	H	Miami (FL)	43 94									107	A	FGCU	58 100
												195	H	Georgia St.	61 67
												202	H	Howard	62 89
												207	H	Campbell	54 59
												223	A	Bethune-Cookman	57 68
												237	A	North Florida	53 62
												307	H	Florida A&M	77 54
												338	H	Morgan St.	59 50
LAST 12 Division I GAMES:															
				202	H	Howard	62 89					207	H	Campbell	54 59
				237	A	North Florida	53 62					195	H	Georgia St.	61 67
				338	H	Morgan St.	59 50					25	H	Miami (FL)	43 94
				307	H	Florida A&M	77 54								
				223	A	Bethune-Cookman	57 68								
				107	A	FGCU	58 100								

Non-Div I Games: Palm Beach Atl. 63 66

Average RPI Win:	318	WON-LOST	WINNING	LAST 10	STRENGTH OF	OPP. STRENGTH	TEAM	ADJ.	CONF.	ADJ CONF.
Average RPI Loss:	145	RECORD	PCT. RANK	GAMES	SCHEDULE	OF SCHEDULE	RPI	RPI	RPI	RPI
DIV. I ONLY	2- 7	274	0- 1	135	304	265	265	27	27	
DIV. I NON-CONF.	2- 7	274	0- 1	135	304	265	265	27	27	
-----										
TOTALS	RPI 1-25	RPI 26-50	W-L RECORDS	RPI 51-100	RPI 101-150	RPI 150+				
2- 7	0- 0	0- 2	OVERALL	0- 1	0- 0	2- 4				
1- 2	0- 0	0- 1	HOME	0- 0	0- 0	1- 1				
1- 3	0- 0	0- 0	AWAY	0- 1	0- 0	1- 2				
0- 2	0- 0	0- 1	NEUTRAL	0- 0	0- 0	0- 1				
2- 7	0- 0	0- 2	NON-CONFERENCE	0- 1	0- 0	2- 4				
1- 2	0- 0	0- 1	HOME	0- 0	0- 0	1- 1				
1- 3	0- 0	0- 0	AWAY	0- 1	0- 0	1- 2				
0- 2	0- 0	0- 1	NEUTRAL	0- 0	0- 0	0- 1				
0- 0	0- 0	0- 0	CONFERENCE	0- 0	0- 0	0- 0				
0- 0	0- 0	0- 0	HOME	0- 0	0- 0	0- 0				
0- 0	0- 0	0- 0	AWAY	0- 0	0- 0	0- 0				
0- 0	0- 0	0- 0	NEUTRAL	0- 0	0- 0	0- 0				

RPI 1-25				RPI 26-50				RPI 51-100				RPI 101+				Team's RPI: 265	
RPI	S	Opponent	Score	RPI	S	Opponent	Score	RPI	S	Opponent	Score	RPI	S	Opponent	Score		
				29	H	Northeastern	50 59	71	A	Xavier	35 48	170	H	William & Mary	54 60		
				48	N	Bucknell I	54 77					201	N	Massachusetts	49 59		
												243	A	Brown	49 68		
												250	A	Dartmouth	46 59		
												286	A	Richmond	58 40		
												350	H	LIU Brooklyn	71 43		
LAST 12 Division I GAMES:																	
				48	N	Bucknell I	54 77	250	A	Dartmouth	46 59						
				243	A	Brown	49 68	29	H	Northeastern	50 59						
				71	A	Xavier	35 48	170	H	William & Mary	54 60						
				350	H	LIU Brooklyn	71 43	201	N	Massachusetts	49 59						
				286	A	Richmond	58 40										

Non-Div I Games:

Fairfield

Average RPI Win: 325		WON-LOST RECORD		WINNING PCT. RANK		LAST 10 GAMES		STRENGTH OF SCHEDULE		OPP. STRENGTH OF SCHEDULE		TEAM RPI		ADJ. RPI		CONF. RPI		ADJ CONF. RPI	
Average RPI Loss: 240																			
DIV. I ONLY		1- 7		308		0- 1		243		349		342		342		31		31	
DIV. I NON-CONF.		1- 7		308		0- 1		243		349		342		342		31		31	
TOTALS		RPI 1-25		RPI 26-50		W-L RECORDS		RPI 51-100		RPI 101-150		RPI 150+							
1- 7		0- 0		0- 0		OVERALL		0- 0		0- 1		1- 6							
1- 2		0- 0		0- 0		HOME		0- 0		0- 0		1- 2							
0- 5		0- 0		0- 0		AWAY		0- 0		0- 1		0- 4							
0- 0		0- 0		0- 0		NEUTRAL		0- 0		0- 0		0- 0							
1- 7		0- 0		0- 0		NON-CONFERENCE		0- 0		0- 1		1- 6							
1- 2		0- 0		0- 0		HOME		0- 0		0- 0		1- 2							
0- 5		0- 0		0- 0		AWAY		0- 0		0- 1		0- 4							
0- 0		0- 0		0- 0		NEUTRAL		0- 0		0- 0		0- 0							
0- 0		0- 0		0- 0		CONFERENCE		0- 0		0- 0		0- 0							
0- 0		0- 0		0- 0		HOME		0- 0		0- 0		0- 0							
0- 0		0- 0		0- 0		AWAY		0- 0		0- 0		0- 0							
0- 0		0- 0		0- 0		NEUTRAL		0- 0		0- 0		0- 0							

RPI 1-25				RPI 26-50				RPI 51-100				RPI 101+				Team's RPI: 342
RPI	S	Opponent	Score	RPI	S	Opponent	Score	RPI	S	Opponent	Score	RPI	S	Opponent	Score	
												108	A	Stony Brook	49	63
												172	A	Air Force	37	85
												202	H	Howard	58	79
												255	A	Binghamton	54	73
												305	A	Army West Point	40	62
												317	A	Colgate	52	71
												321	H	Lafayette	57	63
												325	H	NJIT	64	43
LAST 12 Division I GAMES:																
				108	A	Stony Brook	49	63	305	A	Army West Point	40	62			
				321	H	Lafayette	57	63	317	A	Colgate	52	71			
									255	A	Binghamton	54	73			
									202	H	Howard	58	79			
									325	H	NJIT	64	43			
									172	A	Air Force	37	85			

Non-Div I Games: Rutgers-Newark 97 51

Fairleigh Dickinson

Average RPI Win:	289	WON-LOST	WINNING	LAST 10	STRENGTH OF	OPP. STRENGTH	TEAM	ADJ.	CONF.	ADJ CONF.
Average RPI Loss:	172	RECORD	PCT. RANK	GAMES	SCHEDULE	OF SCHEDULE	RPI	RPI	RPI	RPI
DIV. I ONLY	3- 7	254	0- 1	178	298	276	276	18	18	
DIV. I NON-CONF.	3- 7	254	0- 1	178	298	276	276	18	18	
-----										
TOTALS	RPI 1-25	RPI 26-50	W-L RECORDS	RPI 51-100	RPI 101-150	RPI 150+				
3- 7	0- 0	0- 1	OVERALL	0- 0	0- 1	3- 5				
2- 4	0- 0	0- 0	HOME	0- 0	0- 1	2- 3				
1- 3	0- 0	0- 1	AWAY	0- 0	0- 0	1- 2				
0- 0	0- 0	0- 0	NEUTRAL	0- 0	0- 0	0- 0				
3- 7	0- 0	0- 1	NON-CONFERENCE	0- 0	0- 1	3- 5				
2- 4	0- 0	0- 0	HOME	0- 0	0- 1	2- 3				
1- 3	0- 0	0- 1	AWAY	0- 0	0- 0	1- 2				
0- 0	0- 0	0- 0	NEUTRAL	0- 0	0- 0	0- 0				
0- 0	0- 0	0- 0	CONFERENCE	0- 0	0- 0	0- 0				
0- 0	0- 0	0- 0	HOME	0- 0	0- 0	0- 0				
0- 0	0- 0	0- 0	AWAY	0- 0	0- 0	0- 0				
0- 0	0- 0	0- 0	NEUTRAL	0- 0	0- 0	0- 0				

RPI 1-25				RPI 26-50				RPI 51-100				RPI 101+				Team's RPI: 276
RPI	S	Opponent	Score	RPI	S	Opponent	Score	RPI	S	Opponent	Score	RPI	S	Opponent	Score	
				37	A	Tulane	45 88					110	H	Bradley	59 80	
												181	A	Little Rock	38 61	
												191	A	Furman	57 73	
												194	H	Hampton	68 72	
												195	H	Georgia St.	59 75	
												261	A	Siena	70 66	
												286	H	Richmond	69 55	
												297	H	Western Mich.	59 69	
												321	H	Lafayette	53 49	
LAST 12 Division I GAMES:																
				110	H	Bradley	59 80	321	H	Lafayette	53 49					
				297	H	Western Mich.	59 69	286	H	Richmond	69 55					
				191	A	Furman	57 73	181	A	Little Rock	38 61					
				261	A	Siena	70 66	195	H	Georgia St.	59 75					
				37	A	Tulane	45 88	194	H	Hampton	68 72					

Non-Div I Games:

Fla. Atlantic

Average RPI Win: 236

Average RPI Loss: 84

WON-LOST  
RECORDWINNING  
PCT. RANKLAST 10  
GAMESSTRENGTH OF  
SCHEDULEOPP. STRENGTH  
OF SCHEDULETEAM  
RPIADJ.  
RPICONF.  
RPIADJ CONF.  
RPIDIV. I ONLY  
DIV. I NON-CONF.3- 7  
3- 7254  
2540- 1  
0- 135  
35166  
166190  
190190  
1905  
55  
5

TOTALS

RPI 1-25

RPI 26-50

W-L RECORDS

RPI 51-100

RPI 101-150

RPI 150+

3- 7

0- 2

0- 1

OVERALL

0- 2

0- 1

3- 1

3- 3

0- 0

0- 1

HOME

0- 1

0- 0

3- 1

0- 4

0- 2

0- 0

AWAY

0- 1

0- 1

0- 0

0- 0

0- 0

0- 0

NEUTRAL

0- 0

0- 0

0- 0

3- 7

0- 2

0- 1

NON-CONFERENCE

0- 2

0- 1

3- 1

3- 3

0- 0

0- 1

HOME

0- 1

0- 0

3- 1

0- 4

0- 2

0- 0

AWAY

0- 1

0- 1

0- 0

0- 0

0- 0

0- 0

NEUTRAL

0- 0

0- 0

0- 0

0- 0

0- 0

0- 0

CONFERENCE

0- 0

0- 0

0- 0

0- 0

0- 0

0- 0

HOME

0- 0

0- 0

0- 0

0- 0

0- 0

0- 0

AWAY

0- 0

0- 0

0- 0

0- 0

0- 0

0- 0

NEUTRAL

0- 0

0- 0

0- 0

RPI 1-25

RPI 26-50

RPI 51-100

RPI 101+

Team's RPI: 190

RPI	S	Opponent	Score
16	A	Indiana	64 83
21	A	Florida St.	56 63

RPI	S	Opponent	Score
29	H	Northeastern	66 79

RPI	S	Opponent	Score
60	H	Northwestern	74 83
76	A	Ohio St.	41 46

RPI	S	Opponent	Score
144	A	Mercer	82 92
178	H	Texas Tech	72 67
223	H	Bethune-Cookman	64 53
244	H	Gardner-Webb	58 60
307	H	Florida A&M	62 38

LAST 12 Division I GAMES:

307	H	Florida A&M	62 38
223	H	Bethune-Cookman	64 53
178	H	Texas Tech	72 67
29	H	Northeastern	66 79
16	A	Indiana	64 83
60	H	Northwestern	74 83

76	A	Ohio St.	41 46
144	A	Mercer	82 92
21	A	Florida St.	56 63
244	H	Gardner-Webb	58 60

Non-Div I Games:

Florida

Loss, 
 Non-Conf, S Site, 
 H Home
A Away 
 N Neutral



Average RPI Win:	156	WON-LOST	WINNING	LAST 10	STRENGTH OF	OPP. STRENGTH	TEAM	ADJ.	CONF.	ADJ CONF.
Average RPI Loss:	199	RECORD	PCT. RANK	GAMES	SCHEDULE	OF SCHEDULE	RPI	RPI	RPI	RPI
DIV. I ONLY	1- 6	301	0- 1	182	251	307	307	32	32	
DIV. I NON-CONF.	1- 6	301	0- 1	182	251	307	307	32	32	
-----										
TOTALS	RPI 1-25	RPI 26-50	W-L RECORDS	RPI 51-100	RPI 101-150	RPI 150+				
1- 6	0- 1	0- 0	OVERALL	0- 0	0- 0	1- 5				
1- 1	0- 0	0- 0	HOME	0- 0	0- 0	1- 1				
0- 4	0- 1	0- 0	AWAY	0- 0	0- 0	0- 3				
0- 1	0- 0	0- 0	NEUTRAL	0- 0	0- 0	0- 1				
1- 6	0- 1	0- 0	NON-CONFERENCE	0- 0	0- 0	1- 5				
1- 1	0- 0	0- 0	HOME	0- 0	0- 0	1- 1				
0- 4	0- 1	0- 0	AWAY	0- 0	0- 0	0- 3				
0- 1	0- 0	0- 0	NEUTRAL	0- 0	0- 0	0- 1				
0- 0	0- 0	0- 0	CONFERENCE	0- 0	0- 0	0- 0				
0- 0	0- 0	0- 0	HOME	0- 0	0- 0	0- 0				
0- 0	0- 0	0- 0	AWAY	0- 0	0- 0	0- 0				
0- 0	0- 0	0- 0	NEUTRAL	0- 0	0- 0	0- 0				

RPI 1-25				RPI 26-50				RPI 51-100				RPI 101+				Team's RPI: 307
RPI	S	Opponent	Score	RPI	S	Opponent	Score	RPI	S	Opponent	Score	RPI	S	Opponent	Score	
14	A	Tennessee	31 96									156	H	Miami (OH)	57 56	
												180	H	Jacksonville St.	31 62	
												190	A	Florida	38 62	
												237	A	North Florida	53 64	
												256	N	Omaha	50 57	
												314	A	FIU	54 77	
LAST 12 Division I GAMES:																
314	A	FIU	54 77	256	N	Omaha	50 57									
14	A	Tennessee	31 96	156	H	Miami (OH)	57 56									
237	A	North Florida	53 64	190	A	Florida	38 62									
180	H	Jacksonville St.	31 62													

Non-Div I Games: Edward Waters 70 64

Florida A&amp;M

Average RPI Win: 159

Average RPI Loss: 89

WON-LOST  
RECORDWINNING  
PCT. RANKLAST 10  
GAMESSTRENGTH OF  
SCHEDULEOPP. STRENGTH  
OF SCHEDULETEAM  
RPIADJ.  
RPICONF.  
RPIADJ CONF.  
RPIDIV. I ONLY  
DIV. I NON-CONF.10- 1  
10- 118  
181- 0  
1- 0107  
10773  
7321  
2121  
211  
11  
1

TOTALS

RPI 1-25

RPI 26-50

W-L RECORDS

RPI 51-100

RPI 101-150

RPI 150+

10- 1

1- 0

0- 0

OVERALL

2- 1

2- 0

5- 0

5- 1

0- 0

0- 0

HOME

1- 1

0- 0

4- 0

3- 0

0- 0

0- 0

AWAY

1- 0

2- 0

0- 0

2- 0

1- 0

0- 0

NEUTRAL

0- 0

0- 0

1- 0

10- 1

1- 0

0- 0

NON-CONFERENCE

2- 1

2- 0

5- 0

5- 1

0- 0

0- 0

HOME

1- 1

0- 0

4- 0

3- 0

0- 0

0- 0

AWAY

1- 0

2- 0

0- 0

2- 0

1- 0

0- 0

NEUTRAL

0- 0

0- 0

1- 0

0- 0

0- 0

0- 0

CONFERENCE

0- 0

0- 0

0- 0

0- 0

0- 0

0- 0

HOME

0- 0

0- 0

0- 0

0- 0

0- 0

0- 0

AWAY

0- 0

0- 0

0- 0

0- 0

0- 0

0- 0

NEUTRAL

0- 0

0- 0

0- 0

RPI 1-25 Team's RPI: 21

RPI 26-50

RPI 51-100

RPI 101+

RPI	S	Opponent	Score
17	N	Iowa	71 67

RPI	S	Opponent	Score
-----	---	----------	-------

RPI	S	Opponent	Score
83	A	St. John's (NY)	57 53
89	H	LSU	45 58
96	H	Penn St.	87 58

RPI	S	Opponent	Score
115	A	Creighton	71 52
144	A	Mercer	57 56
190	H	Florida	63 56
218	H	Troy	103 67
220	H	Jacksonville	79 46
237	H	North Florida	74 53
268	N	Eastern Ky.	62 45

LAST 12 Division I GAMES:

17	N	Iowa	71	67	83	A	St. John's (NY)	57	53
115	A	Creighton	71	52	144	A	Mercer	57	56
190	H	Florida	63	56	96	H	Penn St.	87	58
237	H	North Florida	74	53	268	N	Eastern Ky.	62	45
218	H	Troy	103	67	89	H	LSU	45	58
					220	H	Jacksonville	79	46

Non-Div I Games:

Florida St.

■ Loss, 
 ■ Non-Conf, 
 S Site, 
 ■ Home 
 ■ Away 
 N Neutral

Average RPI	Win: 225	WON-LOST	WINNING	LAST 10	STRENGTH OF	OPP. STRENGTH	TEAM	ADJ.	CONF.	ADJ CONF.
Average RPI	Loss: 97	RECORD	PCT. RANK	GAMES	SCHEDULE	OF SCHEDULE	RPI	RPI	RPI	RPI
DIV. I ONLY	6- 5	157	0- 1	155	126	154	154	16	16	
DIV. I NON-CONF.	6- 5	157	0- 1	155	126	154	154	16	16	
-----										
TOTALS	RPI 1-25	RPI 26-50	W-L RECORDS	RPI 51-100	RPI 101-150	RPI 150+				
6- 5	0- 0	0- 1	OVERALL	2- 2	0- 1	4- 1				
4- 1	0- 0	0- 0	HOME	1- 1	0- 0	3- 0				
0- 3	0- 0	0- 1	AWAY	0- 0	0- 1	0- 1				
2- 1	0- 0	0- 0	NEUTRAL	1- 1	0- 0	1- 0				
6- 5	0- 0	0- 1	NON-CONFERENCE	2- 2	0- 1	4- 1				
4- 1	0- 0	0- 0	HOME	1- 1	0- 0	3- 0				
0- 3	0- 0	0- 1	AWAY	0- 0	0- 1	0- 1				
2- 1	0- 0	0- 0	NEUTRAL	1- 1	0- 0	1- 0				
0- 0	0- 0	0- 0	CONFERENCE	0- 0	0- 0	0- 0				
0- 0	0- 0	0- 0	HOME	0- 0	0- 0	0- 0				
0- 0	0- 0	0- 0	AWAY	0- 0	0- 0	0- 0				
0- 0	0- 0	0- 0	NEUTRAL	0- 0	0- 0	0- 0				

RPI	S	Opponent	Score	RPI	S	Opponent	Score	RPI	S	Opponent	Score	RPI	S	Opponent	Score
				29	A	Northeastern	54 58	54	N	Texas	54 72	127	A	Pittsburgh	62 65
								63	N	Washington	65 57	177	A	Georgetown	38 58
								73	H	Charlotte	71 64	262	N	Ball St.	78 70
								96	H	Penn St.	55 72	284	H	Col umbi a	68 49
												326	H	Wagner	80 59
												341	H	Manhattan	65 61
LAST 12 Division I GAMES:															
				54	N	Texas	54 72	127	A	Pittsburgh	62 65				
				63	N	Washington	65 57	341	H	Manhattan	65 61				
				284	H	Col umbi a	68 49	177	A	Georgetown	38 58				
				29	A	Northeastern	54 58	262	N	Ball St.	78 70				
				326	H	Wagner	80 59	73	H	Charlotte	71 64				
								96	H	Penn St.	55 72				

Non-Div I Games:

Fordham

Average RPI Win: 219      WON-LOST      WINNING      LAST 10  
Average RPI Loss: 73      RECORD      PCT. RANK      GAMES      STRENGTH OF      OPP. STRENGTH      TEAM      ADJ.      CONF.      ADJ CONF.  
Schedule      Of Schedule      RPI      RPI      RPI      RPI

DIV. I ONLY	5- 3	112	0- 0	168	137	103	103	9	9
DIV. I NON-CONF.	5- 3	112	0- 0	168	137	103	103	9	9
-----									
TOTALS	RPI 1-25	RPI 26-50	W-L RECORDS	RPI 51-100	RPI 101-150	RPI 150+			
5- 3	0- 0	0- 1	OVERALL	0- 1	1- 1	4- 0			
4- 0	0- 0	0- 0	HOME	0- 0	1- 0	3- 0			
1- 3	0- 0	0- 1	AWAY	0- 1	0- 1	1- 0			
0- 0	0- 0	0- 0	NEUTRAL	0- 0	0- 0	0- 0			
5- 3	0- 0	0- 1	NON-CONFERENCE	0- 1	1- 1	4- 0			
4- 0	0- 0	0- 0	HOME	0- 0	1- 0	3- 0			
1- 3	0- 0	0- 1	AWAY	0- 1	0- 1	1- 0			
0- 0	0- 0	0- 0	NEUTRAL	0- 0	0- 0	0- 0			
0- 0	0- 0	0- 0	CONFERENCE	0- 0	0- 0	0- 0			
0- 0	0- 0	0- 0	HOME	0- 0	0- 0	0- 0			
0- 0	0- 0	0- 0	AWAY	0- 0	0- 0	0- 0			
0- 0	0- 0	0- 0	NEUTRAL	0- 0	0- 0	0- 0			

RPI 1-25				RPI 26-50				RPI 51-100				RPI 101+      Team's RPI: 103			
RPI	S	Opponent	Score	RPI	S	Opponent	Score	RPI	S	Opponent	Score	RPI	S	Opponent	Score
				28	A	UCLA	80 89	51	A	Southern Cal i forn i a	61 62	139	A	Northern Ari z.	73 86
												140	H	Santa Clara	80 53
												174	H	Milwaukee	65 48
												185	H	UT Ar l ington	70 61
												280	A	Eastern Wash.	68 58
												315	H	Cal Poly	76 58
LAST 12 Division I GAMES:															
140	H	Santa Clara	80 53	185	H	UT Ar l ington	70 61								
28	A	UCLA	80 89	174	H	Milwaukee	65 48								
280	A	Eastern Wash.	68 58	315	H	Cal Poly	76 58								
51	A	Southern Cal i forn i a	61 62	139	A	Northern Ari z.	73 86								

Non-Div I Games: Stanislaus St. 86 51

Fresno St.

Average RPI Win: 254  
Average RPI Loss: 113

WON-LOST  
RECORD

WINNING  
PCT. RANK

LAST 10  
GAMES

STRENGTH OF  
SCHEDULE

OPP. STRENGTH  
OF SCHEDULE

TEAM  
RPI

ADJ.  
RPI

CONF.  
RPI

ADJ CONF.  
RPI

DIV. I ONLY	5- 4	140	1- 0	232	157	191	191	26	26
DIV. I NON-CONF.	5- 4	140	1- 0	232	157	191	191	26	26
TOTALS	RPI 1-25	RPI 26-50	W-L RECORDS	RPI 51-100	RPI 101-150	RPI 150+			
5- 4	0- 1	0- 0	OVERALL	0- 1	0- 1	5- 1			
4- 1	0- 0	0- 0	HOME	0- 1	0- 0	4- 0			
1- 3	0- 1	0- 0	AWAY	0- 0	0- 1	1- 1			
0- 0	0- 0	0- 0	NEUTRAL	0- 0	0- 0	0- 0			
5- 4	0- 1	0- 0	NON-CONFERENCE	0- 1	0- 1	5- 1			
4- 1	0- 0	0- 0	HOME	0- 1	0- 0	4- 0			
1- 3	0- 1	0- 0	AWAY	0- 0	0- 1	1- 1			
0- 0	0- 0	0- 0	NEUTRAL	0- 0	0- 0	0- 0			
0- 0	0- 0	0- 0	CONFERENCE	0- 0	0- 0	0- 0			
0- 0	0- 0	0- 0	HOME	0- 0	0- 0	0- 0			
0- 0	0- 0	0- 0	AWAY	0- 0	0- 0	0- 0			
0- 0	0- 0	0- 0	NEUTRAL	0- 0	0- 0	0- 0			

RPI	S	Opponent	Score	RPI	S	Opponent	Score	RPI	S	Opponent	Score	RPI	S	Opponent	Score	Team's RPI: 191
18	A	Mississippi St.	41 106					58	H	Middle Tenn.	71 78	134	A	Georgia	38 61	
												164	H	UNC Asheville	58 47	
												241	A	Kennesaw St.	63 74	
												244	H	Gardner-Webb	70 57	
												276	H	Fla. Atlantic	73 57	
												283	A	Col. of Charleston	70 67	
												301	H	USC Upstate	78 67	
LAST 12 Division I GAMES:																
134	A	Georgia	38 61	276	H	Fla. Atlantic	73 57									
164	H	UNC Asheville	58 47	244	H	Gardner-Webb	70 57									
283	A	Col. of Charleston	70 67	58	H	Middle Tenn.	71 78									
18	A	Mississippi St.	41 106													
301	H	USC Upstate	78 67													
241	A	Kennesaw St.	63 74													

Non-Div I Games:

Coker

71 42

Furman

Average RPI Win:

301

Average RPI Loss:

153

WON-LOST  
RECORD

3- 5

WINNING  
PCT. RANK

224

LAST 10  
GAMES

0- 0

STRENGTH OF  
SCHEDULE

222

OPP. STRENGTH  
OF SCHEDULE

314

TEAM  
RPI

242

ADJ.  
RPI

242

CONF.  
RPI

19

ADJ CONF.  
RPI

19

DIV. I ONLY  
DIV. I NON-CONF.

3- 5

224

0- 0

222

314

242

242

19

19

TOTALS

RPI 1-25

RPI 26-50

W-L RECORDS

RPI 51-100

RPI 101-150

RPI 150+

3- 5

0- 0

0- 1

OVERALL

0- 0

0- 2

3- 2

1- 2

0- 0

0- 0

HOME

0- 0

0- 1

1- 1

2- 3

0- 0

0- 1

AWAY

0- 0

0- 1

2- 1

0- 0

0- 0

0- 0

NEUTRAL

0- 0

0- 0

0- 0

3- 5

0- 0

0- 1

NON-CONFERENCE

0- 0

0- 2

3- 2

1- 2

0- 0

0- 0

HOME

0- 0

0- 1

1- 1

2- 3

0- 0

0- 1

AWAY

0- 0

0- 1

2- 1

0- 0

0- 0

0- 0

NEUTRAL

0- 0

0- 0

0- 0

0- 0

0- 0

0- 0

CONFERENCE

0- 0

0- 0

0- 0

0- 0

0- 0

0- 0

HOME

0- 0

0- 0

0- 0

0- 0

0- 0

0- 0

AWAY

0- 0

0- 0

0- 0

0- 0

0- 0

0- 0

NEUTRAL

0- 0

0- 0

0- 0

RPI 1-25

RPI 26-50

RPI 51-100

RPI 101+

Team's RPI: 242

RPI S Opponent Score

RPI S Opponent Score

RPI S Opponent Score

RPI S Opponent Score

33 A Virginia Tech 49 78

108 A Stony Brook 43 72

144 H Mercer 72 79

223 H Bethune-Cookman 77 76

239 H Wofford 65 81

241 A Kennesaw St. 59 78

334 A Presbyterian 69 68

346 A Savannah St. 82 71

LAST 12 Division I GAMES:

144 H Mercer 72 79

334 A Presbyterian 69 68

33 A Virginia Tech 49 78

241 A Kennesaw St. 59 78

239 H Wofford 65 81

223 H Bethune-Cookman 77 76

108 A Stony Brook 43 72

346 A Savannah St. 82 71

Non-Div I Games:

Coastal Ga.

68 46

Ga. Southern

Average RPI Win:	213	WON-LOST	WINNING	LAST 10	STRENGTH OF	OPP. STRENGTH	TEAM	ADJ.	CONF.	ADJ CONF.
Average RPI Loss:	176	RECORD	PCT. RANK	GAMES	SCHEDULE	OF SCHEDULE	RPI	RPI	RPI	RPI

DIV. I ONLY	2- 5	262	0- 1	153	276	244	244	29	29
DIV. I NON-CONF.	2- 5	262	0- 1	153	276	244	244	29	29
-----									
TOTALS	RPI 1-25	RPI 26-50	W-L RECORDS	RPI 51-100	RPI 101-150	RPI 150+			
2- 5	0- 0	0- 0	OVERALL	0- 0	0- 2	2- 3			
1- 2	0- 0	0- 0	HOME	0- 0	0- 1	1- 1			
1- 3	0- 0	0- 0	AWAY	0- 0	0- 1	1- 2			
0- 0	0- 0	0- 0	NEUTRAL	0- 0	0- 0	0- 0			
2- 5	0- 0	0- 0	NON-CONFERENCE	0- 0	0- 2	2- 3			
1- 2	0- 0	0- 0	HOME	0- 0	0- 1	1- 1			
1- 3	0- 0	0- 0	AWAY	0- 0	0- 1	1- 2			
0- 0	0- 0	0- 0	NEUTRAL	0- 0	0- 0	0- 0			
0- 0	0- 0	0- 0	CONFERENCE	0- 0	0- 0	0- 0			
0- 0	0- 0	0- 0	HOME	0- 0	0- 0	0- 0			
0- 0	0- 0	0- 0	AWAY	0- 0	0- 0	0- 0			
0- 0	0- 0	0- 0	NEUTRAL	0- 0	0- 0	0- 0			

RPI 1-25				RPI 26-50				RPI 51-100				RPI 101+ Team's RPI: 244			
RPI	S	Opponent	Score	RPI	S	Opponent	Score	RPI	S	Opponent	Score	RPI	S	Opponent	Score
												132	H	Mt. St. Mary's	62 69
												142	A	Drexel	48 65
												176	H	Morehead St.	69 84
												190	A	Florida	60 58
												191	A	Furman	57 70
												235	H	Davidson	54 49
												239	A	Wofford	53 59
-----															
LAST 12 Division I GAMES:															
				142	A	Drexel	48 65	239	A	Wofford	53 59				
				191	A	Furman	57 70	235	H	Davidson	54 49				
				132	H	Mt. St. Mary's	62 69	176	H	Morehead St.	69 84				
								190	A	Florida	60 58				

Non-Div I Games: Pfeiffer 82 46 Warren Wilson 100 37

Average RPI Win: 243		WON-LOST	WINNING	LAST 10	STRENGTH OF		OPP. STRENGTH	TEAM	ADJ.	CONF.	ADJ CONF.
Average RPI Loss: 121		RECORD	PCT. RANK	GAMES	SCHEDULE		OF SCHEDULE	RPI	RPI	RPI	RPI
DIV. I ONLY		6- 4	123	1- 0	289		131	155	155	16	16
DIV. I NON-CONF.		6- 4	123	1- 0	289		131	155	155	16	16
-----											
TOTALS		RPI 1-25		RPI 26-50	W-L RECORDS		RPI 51-100	RPI 101-150		RPI 150+	
6- 4		0- 0		0- 0	OVERALL		0- 2	0- 1		6- 1	
3- 0		0- 0		0- 0	HOME		0- 0	0- 0		3- 0	
3- 4		0- 0		0- 0	AWAY		0- 2	0- 1		3- 1	
0- 0		0- 0		0- 0	NEUTRAL		0- 0	0- 0		0- 0	
6- 4		0- 0		0- 0	NON-CONFERENCE		0- 2	0- 1		6- 1	
3- 0		0- 0		0- 0	HOME		0- 0	0- 0		3- 0	
3- 4		0- 0		0- 0	AWAY		0- 2	0- 1		3- 1	
0- 0		0- 0		0- 0	NEUTRAL		0- 0	0- 0		0- 0	
0- 0		0- 0		0- 0	CONFERENCE		0- 0	0- 0		0- 0	
0- 0		0- 0		0- 0	HOME		0- 0	0- 0		0- 0	
0- 0		0- 0		0- 0	AWAY		0- 0	0- 0		0- 0	
0- 0		0- 0		0- 0	NEUTRAL		0- 0	0- 0		0- 0	

RPI 1-25				RPI 26-50				RPI 51-100				RPI 101+ Team's RPI: 155			
RPI	S	Opponent	Score	RPI	S	Opponent	Score	RPI	S	Opponent	Score	RPI	S	Opponent	Score
								63	A	Washington	52 81	150	A	American	71 86
								69	A	Kansas	56 77	169	A	UMKC	91 84
												172	A	Air Force	78 71
												202	A	Howard	59 73
												211	H	Delaware	72 46
												268	A	Eastern Ky.	91 75
												317	H	Colgate	64 61
												320	H	Loyola Maryland	70 38
LAST 12 Division I GAMES:															
				63	A	Washington	52 81	268	A	Eastern Ky.	91 75				
				202	A	Howard	59 73	211	H	Delaware	72 46				
				169	A	UMKC	91 84	172	A	Air Force	78 71				
				69	A	Kansas	56 77	320	H	Loyola Maryland	70 38				
				317	H	Colgate	64 61								
				150	A	American	71 86								

Non-Div I Games:

George Mason



Average RPI		Win: 166	WON-LOST	WINNING	LAST 10	STRENGTH OF		OPP. STRENGTH	TEAM	ADJ.	CONF.	ADJ CONF.
Loss: 97			RECORD	PCT. RANK	GAMES	SCHEDULE		OF SCHEDULE	RPI	RPI	RPI	RPI
DIV. I ONLY		2- 8	283	0- 1		31		147	216	216	16	16
DIV. I NON-CONF.		2- 8	283	0- 1		31		147	216	216	16	16
-----												
TOTALS		RPI 1-25		RPI 26-50		W-L RECORDS		RPI 51-100	RPI 101-150		RPI 150+	
2- 8		0- 1		0- 2		OVERALL		0- 2	1- 1		1- 2	
2- 3		0- 0		0- 2		HOME		0- 0	1- 0		1- 1	
0- 3		0- 0		0- 0		AWAY		0- 1	0- 1		0- 1	
0- 2		0- 1		0- 0		NEUTRAL		0- 1	0- 0		0- 0	
2- 8		0- 1		0- 2		NON-CONFERENCE		0- 2	1- 1		1- 2	
2- 3		0- 0		0- 2		HOME		0- 0	1- 0		1- 1	
0- 3		0- 0		0- 0		AWAY		0- 1	0- 1		0- 1	
0- 2		0- 1		0- 0		NEUTRAL		0- 1	0- 0		0- 0	
0- 0		0- 0		0- 0		CONFERENCE		0- 0	0- 0		0- 0	
0- 0		0- 0		0- 0		HOME		0- 0	0- 0		0- 0	
0- 0		0- 0		0- 0		AWAY		0- 0	0- 0		0- 0	
0- 0		0- 0		0- 0		NEUTRAL		0- 0	0- 0		0- 0	

RPI 1-25				RPI 26-50				RPI 51-100				RPI 101+ Team's RPI: 216			
RPI	S	Opponent	Score	RPI	S	Opponent	Score	RPI	S	Opponent	Score	RPI	S	Opponent	Score
3	N	NC State	61 <b>69</b>	34	H	Villanova	45 <b>60</b>	70	N	Georgia Tech	55 <b>70</b>	104	A	James Madison	37 <b>50</b>
				41	H	Maryland	30 <b>69</b>	86	A	South Fla.	30 <b>63</b>	133	H	Princeton	64 49
												189	H	Monmouth	51 <b>55</b>
												198	H	Towson	76 63
												247	A	Iona	43 <b>52</b>
-----															
LAST 12 Division I GAMES:															
3	N	NC State	61 <b>69</b>	86	A	South Fla.	30 <b>63</b>	34	H	Villanova	45 <b>60</b>	189	H	Monmouth	51 <b>55</b>
70	N	Georgia Tech	55 <b>70</b>	198	H	Towson	76 63								
247	A	Iona	43 <b>52</b>												
41	H	Maryland	30 <b>69</b>												
133	H	Princeton	64 49												
104	A	James Madison	37 <b>50</b>												

Non-Div I Games:

George Washington

Average RPI	Win:	241	WON-LOST	WINNING	LAST 10	STRENGTH OF	OPP. STRENGTH	TEAM	ADJ.	CONF.	ADJ CONF.
Average RPI	Loss:	56	RECORD	PCT. RANK	GAMES	SCHEDULE	OF SCHEDULE	RPI	RPI	RPI	RPI
DIV. I ONLY		5- 5		160	0- 1	130	103	177	177	4	4
DIV. I NON-CONF.		5- 5		160	0- 1	130	103	177	177	4	4
-----											
TOTALS	RPI 1-25		RPI 26-50		W-L RECORDS	RPI 51-100		RPI 101-150		RPI 150+	
5- 5	0- 2		0- 0		OVERALL	0- 2		1- 1		4- 0	
4- 2	0- 1		0- 0		HOME	0- 1		1- 0		3- 0	
1- 1	0- 0		0- 0		AWAY	0- 0		0- 1		1- 0	
0- 2	0- 1		0- 0		NEUTRAL	0- 1		0- 0		0- 0	
5- 5	0- 2		0- 0		NON-CONFERENCE	0- 2		1- 1		4- 0	
4- 2	0- 1		0- 0		HOME	0- 1		1- 0		3- 0	
1- 1	0- 0		0- 0		AWAY	0- 0		0- 1		1- 0	
0- 2	0- 1		0- 0		NEUTRAL	0- 1		0- 0		0- 0	
0- 0	0- 0		0- 0		CONFERENCE	0- 0		0- 0		0- 0	
0- 0	0- 0		0- 0		HOME	0- 0		0- 0		0- 0	
0- 0	0- 0		0- 0		AWAY	0- 0		0- 0		0- 0	
0- 0	0- 0		0- 0		NEUTRAL	0- 0		0- 0		0- 0	

RPI 1-25				RPI 26-50				RPI 51-100				RPI 101+ Team's RPI: 177			
RPI	S	Opponent	Score	RPI	S	Opponent	Score	RPI	S	Opponent	Score	RPI	S	Opponent	Score
3	H	NC State	65 76					72	H	VCU	45 47	104	A	James Madison	57 69
12	N	Baylor	46 67					88	N	Buffalo	64 73	127	H	Pittsburgh	70 41
												154	H	Fordham	58 38
												286	A	Richmond	73 53
												319	H	UMES	74 55
												320	H	Loyola Maryland	45 30
LAST 12 Division I GAMES:															
104	A	James Madison	57 69	3	H	NC State	65 76	72	H	VCU	45 47	154	H	Fordham	58 38
320	H	Loyola Maryland	45 30	12	N	Baylor	46 67	88	N	Buffalo	64 73	127	H	Pittsburgh	70 41
319	H	UMES	74 55												
286	A	Richmond	73 53												

Non-Div I Games:

Georgetown

Average RPI	Win:	235	WON-LOST	WINNING	LAST 10	STRENGTH OF	OPP. STRENGTH	TEAM	ADJ.	CONF.	ADJ CONF.
Average RPI	Loss:	43	RECORD	PCT. RANK	GAMES	SCHEDULE	OF SCHEDULE	RPI	RPI	RPI	RPI
DIV. I ONLY		6- 4		123	0- 1	160	143	134	134	5	5
DIV. I NON-CONF.		6- 4		123	0- 1	160	143	134	134	5	5
-----											
TOTALS	RPI 1-25		RPI 26-50		W-L RECORDS	RPI 51-100		RPI 101-150		RPI 150+	
6- 4	0- 0		0- 3		OVERALL	0- 1		1- 0		5- 0	
5- 0	0- 0		0- 0		HOME	0- 0		1- 0		4- 0	
0- 3	0- 0		0- 2		AWAY	0- 1		0- 0		0- 0	
1- 1	0- 0		0- 1		NEUTRAL	0- 0		0- 0		1- 0	
6- 4	0- 0		0- 3		NON-CONFERENCE	0- 1		1- 0		5- 0	
5- 0	0- 0		0- 0		HOME	0- 0		1- 0		4- 0	
0- 3	0- 0		0- 2		AWAY	0- 1		0- 0		0- 0	
1- 1	0- 0		0- 1		NEUTRAL	0- 0		0- 0		1- 0	
0- 0	0- 0		0- 0		CONFERENCE	0- 0		0- 0		0- 0	
0- 0	0- 0		0- 0		HOME	0- 0		0- 0		0- 0	
0- 0	0- 0		0- 0		AWAY	0- 0		0- 0		0- 0	
0- 0	0- 0		0- 0		NEUTRAL	0- 0		0- 0		0- 0	

RPI 1-25				RPI 26-50				RPI 51-100				RPI 101+ Team's RPI: 134			
RPI	S	Opponent	Score	RPI	S	Opponent	Score	RPI	S	Opponent	Score	RPI	S	Opponent	Score
				28	A	UCLA	69 80	70	A	Georgia Tech	53 63	144	H	Mercer	67 60
				34	A	Villanova	56 62					158	H	Winthrop	85 39
				41	N	Maryland	51 58					191	H	Furman	61 38
												229	H	St. Bonaventure	67 40
												338	N	Morgan St.	60 33
												347	H	Charleston So.	83 75
-----															
LAST 12 Division I GAMES:															
				34	A	Villanova	56 62	347	H	Charleston So.	83 75				
				191	H	Furman	61 38	144	H	Mercer	67 60				
				158	H	Winthrop	85 39	41	N	Maryland	51 58				
				229	H	St. Bonaventure	67 40	338	N	Morgan St.	60 33				
								70	A	Georgia Tech	53 63				
								28	A	UCLA	69 80				

Non-Div I Games:

Georgia

Average RPI	Win:	292	WON-LOST	WINNING	LAST 10	STRENGTH OF	OPP. STRENGTH	TEAM	ADJ.	CONF.	ADJ CONF.
Average RPI	Loss:	106	RECORD	PCT. RANK	GAMES	SCHEDULE	OF SCHEDULE	RPI	RPI	RPI	RPI
DIV. I ONLY		4- 4		160	0- 1	221	259	195	195	19	19
DIV. I NON-CONF.		4- 4		160	0- 1	221	259	195	195	19	19
<hr/>											
TOTALS	RPI 1-25		RPI 26-50		W-L RECORDS	RPI 51-100		RPI 101-150		RPI 150+	
4- 4	0- 0		0- 0		OVERALL	0- 2		0- 1		4- 1	
2- 1	0- 0		0- 0		HOME	0- 1		0- 0		2- 0	
2- 3	0- 0		0- 0		AWAY	0- 1		0- 1		2- 1	
0- 0	0- 0		0- 0		NEUTRAL	0- 0		0- 0		0- 0	
4- 4	0- 0		0- 0		NON-CONFERENCE	0- 2		0- 1		4- 1	
2- 1	0- 0		0- 0		HOME	0- 1		0- 0		2- 0	
2- 3	0- 0		0- 0		AWAY	0- 1		0- 1		2- 1	
0- 0	0- 0		0- 0		NEUTRAL	0- 0		0- 0		0- 0	
0- 0	0- 0		0- 0		CONFERENCE	0- 0		0- 0		0- 0	
0- 0	0- 0		0- 0		HOME	0- 0		0- 0		0- 0	
0- 0	0- 0		0- 0		AWAY	0- 0		0- 0		0- 0	
0- 0	0- 0		0- 0		NEUTRAL	0- 0		0- 0		0- 0	

RPI 1-25				RPI 26-50				RPI 51-100				RPI 101+ Team's RPI: 195					
RPI	S	Opponent	Score	RPI	S	Opponent	Score	RPI	S	Opponent	Score	RPI	S	Opponent	Score		
								58	A	Middle Tenn.	54	69	117	A	Rice	49	66
								70	H	Georgia Tech	71	78	180	A	Jacksonville St.	56	61
													241	H	Kennesaw St.	79	73
													276	A	Fla. Atlantic	75	59
													314	A	FIU	67	61
													335	H	UNC Greensboro	70	63
LAST 12 Division I GAMES:																	
180	A	Jacksonville St.	56	61	117	A	Rice	49	66	314	A	FIU	67	61			
241	H	Kennesaw St.	79	73	276	A	Fla. Atlantic	75	59	335	H	UNC Greensboro	70	63			
70	H	Georgia Tech	71	78													
58	A	Middle Tenn.	54	69													

Non-Div I Games:

Georgia St.

Average RPI Win: 199

Average RPI Loss: 79

WON-LOST  
RECORDWINNING  
PCT. RANKLAST 10  
GAMESSTRENGTH OF  
SCHEDULEOPP. STRENGTH  
OF SCHEDULETEAM  
RPIADJ.  
RPICONF.  
RPIADJ CONF.  
RPIDIV. I ONLY  
DIV. I NON-CONF.8- 2  
8- 243  
431- 0  
1- 0261  
26153  
5370  
7070  
701  
11  
1

TOTALS

RPI 1-25

RPI 26-50

W-L RECORDS

RPI 51-100

RPI 101-150

RPI 150+

8- 2 0- 0  
5- 0 0- 0  
1- 2 0- 0  
2- 0 0- 00- 1  
0- 0  
0- 1  
0- 0OVERALL  
HOME  
AWAY  
NEUTRAL1- 0  
0- 0  
0- 0  
1- 01- 1  
1- 0  
0- 1  
0- 06- 0  
4- 0  
1- 0  
1- 08- 2 0- 0  
5- 0 0- 0  
1- 2 0- 0  
2- 0 0- 00- 1  
0- 0  
0- 1  
0- 0NON-CONFERENCE  
HOME  
AWAY  
NEUTRAL1- 0  
0- 0  
0- 0  
1- 01- 1  
1- 0  
0- 1  
0- 06- 0  
4- 0  
1- 0  
1- 00- 0 0- 0  
0- 0 0- 0  
0- 0 0- 0  
0- 0 0- 00- 0  
0- 0  
0- 0  
0- 0CONFERENCE  
HOME  
AWAY  
NEUTRAL0- 0  
0- 0  
0- 0  
0- 00- 0  
0- 0  
0- 0  
0- 00- 0  
0- 0  
0- 0  
0- 0

RPI 1-25

RPI 26-50

RPI 51-100 Team's RPI: 70

RPI 101+

RPI S Opponent Score

RPI S Opponent Score

41 A Maryland 54 67

RPI S Opponent Score

67 N Idaho St. 74 51

RPI S Opponent Score

116 A Houston 89 95

134 H Georgia 63 53

179 H Appalachian St. 71 53

195 A Georgia St. 78 71

216 N George Washington 70 55

231 H Alabama St. 69 42

241 H Kennesaw St. 60 35

330 H Western Caro. 84 49

LAST 12 Division I GAMES:

195 A Georgia St. 78 71

41 A Maryland 54 67

67 N Idaho St. 74 51

216 N George Washington 70 55

134 H Georgia 63 53

330 H Western Caro. 84 49

241 H Kennesaw St. 60 35

231 H Alabama St. 69 42

179 H Appalachian St. 71 53

116 A Houston 89 95

Non-Div I Games:

Georgia Tech

Average RPI Win: 147

Average RPI Loss: 1

WON-LOST  
RECORDWINNING  
PCT. RANKLAST 10  
GAMESSTRENGTH OF  
SCHEDULEOPP. STRENGTH  
OF SCHEDULETEAM  
RPIADJ.  
RPICONF.  
RPIADJ CONF.  
RPIDIV. I ONLY  
DIV. I NON-CONF.10- 1  
10- 118  
181- 0  
1- 0185  
1851  
119  
1919  
197  
77  
7

TOTALS

RPI 1-25

RPI 26-50

W-L RECORDS

RPI 51-100

RPI 101-150

RPI 150+

10- 1

1- 1

0- 0

OVERALL

3- 0

1- 0

5- 0

5- 0

1- 0

0- 0

HOME

2- 0

1- 0

1- 0

3- 0

0- 0

0- 0

AWAY

0- 0

0- 0

3- 0

2- 1

0- 1

0- 0

NEUTRAL

1- 0

0- 0

1- 0

10- 1

1- 1

0- 0

NON-CONFERENCE

3- 0

1- 0

5- 0

5- 0

1- 0

0- 0

HOME

2- 0

1- 0

1- 0

3- 0

0- 0

0- 0

AWAY

0- 0

0- 0

3- 0

2- 1

0- 1

0- 0

NEUTRAL

1- 0

0- 0

1- 0

0- 0

0- 0

0- 0

CONFERENCE

0- 0

0- 0

0- 0

0- 0

0- 0

0- 0

HOME

0- 0

0- 0

0- 0

0- 0

0- 0

0- 0

AWAY

0- 0

0- 0

0- 0

0- 0

0- 0

0- 0

NEUTRAL

0- 0

0- 0

0- 0

RPI 1-25

Team's RPI: 19

RPI 26-50

RPI 51-100

RPI 101+

RPI	S	Opponent	Score
1	N	Notre Dame	65 81
13	H	Stanford	79 73

RPI	S	Opponent	Score
-----	---	----------	-------

RPI	S	Opponent	Score
61	N	Rutgers	57 40
67	H	Idaho St.	70 51
84	H	Montana	76 52

RPI	S	Opponent	Score
137	H	Colorado St.	50 39
168	H	Washington St.	76 53
215	N	Western Ky.	76 55
217	A	UNLV	70 59
226	A	Missouri St.	70 67
280	A	Eastern Wash.	63 51

LAST 12 Division I GAMES:

13	H	Stanford	79 73
137	H	Colorado St.	50 39
1	N	Notre Dame	65 81
217	A	UNLV	70 59
67	H	Idaho St.	70 51
280	A	Eastern Wash.	63 51

215	N	Western Ky.	76 55
61	N	Rutgers	57 40
226	A	Missouri St.	70 67
168	H	Washington St.	76 53
84	H	Montana	76 52

Non-Div I Games:

Gonzaga

■ Loss, 
 ■ Non-Conf, S Site, 
 ■ Home 
 ■ Away 
 N Neutral

Average RPI	Win: 331	WON-LOST	WINNING	LAST 10	STRENGTH OF	OPP. STRENGTH	TEAM	ADJ.	CONF.	ADJ CONF.
Average RPI	Loss: 146	RECORD	PCT. RANK	GAMES	SCHEDULE	OF SCHEDULE	RPI	RPI	RPI	RPI
DIV. I ONLY	1- 7	308	0- 1	50	299	245	245	28	28	
DIV. I NON-CONF.	1- 7	308	0- 1	50	299	245	245	28	28	
-----										
TOTALS	RPI 1-25	RPI 26-50	W-L RECORDS	RPI 51-100	RPI 101-150	RPI 150+				
1- 7	0- 0	0- 1	OVERALL	0- 2	0- 1	1- 3				
1- 0	0- 0	0- 0	HOME	0- 0	0- 0	1- 0				
0- 7	0- 0	0- 1	AWAY	0- 2	0- 1	0- 3				
0- 0	0- 0	0- 0	NEUTRAL	0- 0	0- 0	0- 0				
1- 7	0- 0	0- 1	NON-CONFERENCE	0- 2	0- 1	1- 3				
1- 0	0- 0	0- 0	HOME	0- 0	0- 0	1- 0				
0- 7	0- 0	0- 1	AWAY	0- 2	0- 1	0- 3				
0- 0	0- 0	0- 0	NEUTRAL	0- 0	0- 0	0- 0				
0- 0	0- 0	0- 0	CONFERENCE	0- 0	0- 0	0- 0				
0- 0	0- 0	0- 0	HOME	0- 0	0- 0	0- 0				
0- 0	0- 0	0- 0	AWAY	0- 0	0- 0	0- 0				
0- 0	0- 0	0- 0	NEUTRAL	0- 0	0- 0	0- 0				

RPI 1-25				RPI 26-50				RPI 51-100				RPI 101+				Team's RPI: 245
RPI	S	Opponent	Score	RPI	S	Opponent	Score	RPI	S	Opponent	Score	RPI	S	Opponent	Score	
				44	A	Auburn	48 97	69	A	Kansas	45 76	121	A	Alabama	55 73	
								86	A	South Fla.	50 67	185	A	UT Arlington	54 78	
												246	A	Wichita St.	61 70	
												274	A	Southern Miss.	47 68	
												331	H	McNeese	75 51	
LAST 12 Division I GAMES:																
274	A	Southern Miss.	47 68	86	A	South Fla.	50 67	246	A	Wichita St.	61 70					
331	H	McNeese	75 51	69	A	Kansas	45 76	121	A	Alabama	55 73					
44	A	Auburn	48 97	185	A	UT Arlington	54 78									

Non-Div I Games:

Grambling

■ Loss, 
 ■ Non-Conf, 
 ■ S Site, 
 ■ H Home 
 ■ A Away 
 N Neutral

## Grand Canyon

Through Games Of Dec. 16, 2018

Average RPI Win: 322  
Average RPI Loss: 179WON-LOST  
RECORDWINNING  
PCT. RANKLAST 10  
GAMESSTRENGTH OF  
SCHEDULEOPP. STRENGTH  
OF SCHEDULETEAM  
RPIADJ.  
RPICONF.  
RPIADJ CONF.  
RPIDIV. I ONLY  
DIV. I NON-CONF.2- 7  
2- 7274  
2740- 1  
0- 1310  
310257  
257343  
343343  
34330  
3030  
30

TOTALS

RPI 1-25

RPI 26-50

W-L RECORDS

RPI 51-100

RPI 101-150

RPI 150+

2- 7  
2- 3  
0- 4  
0- 00- 0  
0- 0  
0- 0  
0- 00- 0  
0- 0  
0- 0  
0- 0OVERALL  
HOME  
AWAY  
NEUTRAL0- 1  
0- 1  
0- 0  
0- 00- 2  
0- 2  
0- 0  
0- 02- 4  
2- 0  
0- 4  
0- 02- 7  
2- 3  
0- 4  
0- 00- 0  
0- 0  
0- 0  
0- 00- 0  
0- 0  
0- 0  
0- 0NON-CONFERENCE  
HOME  
AWAY  
NEUTRAL0- 1  
0- 1  
0- 0  
0- 00- 2  
0- 2  
0- 0  
0- 02- 4  
2- 0  
0- 4  
0- 00- 0  
0- 0  
0- 0  
0- 00- 0  
0- 0  
0- 0  
0- 00- 0  
0- 0  
0- 0  
0- 0CONFERENCE  
HOME  
AWAY  
NEUTRAL0- 0  
0- 0  
0- 0  
0- 00- 0  
0- 0  
0- 0  
0- 00- 0  
0- 0  
0- 0  
0- 0

RPI 1-25

RPI S Opponent Score

RPI 26-50

RPI S Opponent Score

RPI 51-100

RPI S Opponent Score  
84 H Montana 47 69

RPI 101+

Team's RPI: 343

RPI	S	Opponent	Score
119	H	Portland St.	55 60
120	H	Indiana St.	81 88
182	A	UNCW	55 77
199	A	East Carolina	47 59
273	A	UC Santa Barbara	55 66
275	A	Long Beach St.	50 57
294	H	Incarnate Word	74 63
350	H	LIU Brooklyn	65 62

LAST 12 Division I GAMES:

275	A	Long Beach St.	50	57	273	A	UC Santa Barbara	55	66
119	H	Portland St.	55	60	350	H	LIU Brooklyn	65	62
84	H	Montana	47	69	120	H	Indiana St.	81	88
					182	A	UNCW	55	77
					199	A	East Carolina	47	59
					294	H	Incarnate Word	74	63

Grand Canyon

Grand Canyon

Non-Div I Games:

Grand Canyon

■ Loss, 
 ■ Non-Conf, 
 S Site, 
 ■ Home 
 ■ Away 
 N Neutral



Average RPI Win: 97		WON-LOST	WINNING	LAST 10	STRENGTH OF		OPP. STRENGTH	TEAM	ADJ.	CONF.	ADJ CONF.
Average RPI Loss: 29		RECORD	PCT. RANK	GAMES	SCHEDULE		OF SCHEDULE	RPI	RPI	RPI	RPI
DIV. I ONLY		4- 5	191	0- 1	8		28	31	31	14	14
DIV. I NON-CONF.		4- 5	191	0- 1	8		28	31	31	14	14
-----											
TOTALS		RPI 1-25		RPI 26-50	W-L RECORDS		RPI 51-100	RPI 101-150		RPI 150+	
4- 5		0- 2		1- 2	OVERALL		1- 1	2- 0		0- 0	
3- 1		0- 0		1- 0	HOME		0- 1	2- 0		0- 0	
1- 4		0- 2		0- 2	AWAY		1- 0	0- 0		0- 0	
0- 0		0- 0		0- 0	NEUTRAL		0- 0	0- 0		0- 0	
4- 5		0- 2		1- 2	NON-CONFERENCE		1- 1	2- 0		0- 0	
3- 1		0- 0		1- 0	HOME		0- 1	2- 0		0- 0	
1- 4		0- 2		0- 2	AWAY		1- 0	0- 0		0- 0	
0- 0		0- 0		0- 0	NEUTRAL		0- 0	0- 0		0- 0	
0- 0		0- 0		0- 0	CONFERENCE		0- 0	0- 0		0- 0	
0- 0		0- 0		0- 0	HOME		0- 0	0- 0		0- 0	
0- 0		0- 0		0- 0	AWAY		0- 0	0- 0		0- 0	
0- 0		0- 0		0- 0	NEUTRAL		0- 0	0- 0		0- 0	

RPI 1-25				RPI 26-50				Team's RPI: 31	RPI 51-100				RPI 101+			
RPI	S	Opponent	Score	RPI	S	Opponent	Score		RPI	S	Opponent	Score	RPI	S	Opponent	Score
7	A	Marquette	54 80	30	A	South Dakota St.	47 77		60	H	Northwestern	55 57	128	H	Dayton	51 35
15	A	South Dakota	49 55	35	A	DePaul	64 73		80	A	Missouri	56 49	141	H	Wisconsin	55 46
				40	H	Maine	70 39									
LAST 12 Division I GAMES:																
				7	A	Marquette	54 80		80	A	Missouri	56 49				
				141	H	Wisconsin	55 46		35	A	DePaul	64 73				
				15	A	South Dakota	49 55		60	H	Northwestern	55 57				
				30	A	South Dakota St.	47 77									
				128	H	Dayton	51 35									
				40	H	Maine	70 39									

Non-Div I Games:

Green Bay

H  
a  
m  
p  
t  
o  
n

Hampton				Through Games Of Dec. 16, 2018							
Average RPI	Win:	213	WON-LOST	WINNING	LAST 10	STRENGTH OF	OPP. STRENGTH	TEAM	ADJ.	CONF.	ADJ CONF.
Average RPI	Loss:	106	RECORD	PCT. RANK	GAMES	SCHEDULE	OF SCHEDULE	RPI	RPI	RPI	RPI
DIV. I ONLY		3- 3	160	0- 0	196	62	194	194	29	29	
DIV. I NON-CONF.		3- 3	160	0- 0	196	62	194	194	29	29	
-----											
TOTALS	RPI 1-25		RPI 26-50		W-L RECORDS	RPI 51-100		RPI 101-150		RPI 150+	
3- 3	0- 1		0- 0		OVERALL	0- 0		1- 1		2- 1	
2- 2	0- 0		0- 0		HOME	0- 0		1- 1		1- 1	
1- 1	0- 1		0- 0		AWAY	0- 0		0- 0		1- 0	
0- 0	0- 0		0- 0		NEUTRAL	0- 0		0- 0		0- 0	
3- 3	0- 1		0- 0		NON-CONFERENCE	0- 0		1- 1		2- 1	
2- 2	0- 0		0- 0		HOME	0- 0		1- 1		1- 1	
1- 1	0- 1		0- 0		AWAY	0- 0		0- 0		1- 0	
0- 0	0- 0		0- 0		NEUTRAL	0- 0		0- 0		0- 0	
0- 0	0- 0		0- 0		CONFERENCE	0- 0		0- 0		0- 0	
0- 0	0- 0		0- 0		HOME	0- 0		0- 0		0- 0	
0- 0	0- 0		0- 0		AWAY	0- 0		0- 0		0- 0	
0- 0	0- 0		0- 0		NEUTRAL	0- 0		0- 0		0- 0	

RPI 1-25				RPI 26-50				RPI 51-100				RPI 101+ Team's RPI: 194			
RPI	S	Opponent	Score	RPI	S	Opponent	Score	RPI	S	Opponent	Score	RPI	S	Opponent	Score
3	A	NC State	51 83									104	H	James Madi son	72 65
												118	H	Chattanooga	50 58
												197	H	El on	62 77
												260	H	Samford	64 57
												276	A	Fla. Atlantic	72 68
-----															
LAST 12 Division I GAMES:															
104	H	James Madi son	72 65	3	A	NC State	51 83	197	H	El on	62 77				
118	H	Chattanooga	50 58	260	H	Samford	64 57								
276	A	Fla. Atlantic	72 68												

Non-Div I Games: Mid-Atlantic Christ.115 48

Hampton

Average RPI	Win: 219	WON-LOST	WINNING	LAST 10	STRENGTH OF	OPP. STRENGTH	TEAM	ADJ.	CONF.	ADJ CONF.
Average RPI	Loss: 45	RECORD	PCT. RANK	GAMES	SCHEDULE	OF SCHEDULE	RPI	RPI	RPI	RPI
DIV. I ONLY	5- 6	189	0- 1	43	133	123	123	23	23	
DIV. I NON-CONF.	5- 6	189	0- 1	43	133	123	123	23	23	
-----										
TOTALS	RPI 1-25	RPI 26-50	W-L RECORDS	RPI 51-100	RPI 101-150	RPI 150+				
5- 6	0- 3	0- 2	OVERALL	0- 0	1- 0	4- 1				
4- 1	0- 0	0- 1	HOME	0- 0	0- 0	4- 0				
1- 3	0- 2	0- 1	AWAY	0- 0	1- 0	0- 0				
0- 2	0- 1	0- 0	NEUTRAL	0- 0	0- 0	0- 1				
5- 6	0- 3	0- 2	NON-CONFERENCE	0- 0	1- 0	4- 1				
4- 1	0- 0	0- 1	HOME	0- 0	0- 0	4- 0				
1- 3	0- 2	0- 1	AWAY	0- 0	1- 0	0- 0				
0- 2	0- 1	0- 0	NEUTRAL	0- 0	0- 0	0- 1				
0- 0	0- 0	0- 0	CONFERENCE	0- 0	0- 0	0- 0				
0- 0	0- 0	0- 0	HOME	0- 0	0- 0	0- 0				
0- 0	0- 0	0- 0	AWAY	0- 0	0- 0	0- 0				
0- 0	0- 0	0- 0	NEUTRAL	0- 0	0- 0	0- 0				

RPI 1-25				RPI 26-50				RPI 51-100				RPI 101+ Team's RPI: 123			
RPI	S	Opponent	Score	RPI	S	Opponent	Score	RPI	S	Opponent	Score	RPI	S	Opponent	Score
9	N	Louisville	69 86	27	H	Michigan St.	66 74					149	A	Rhode Island	65 51
20	A	New Mexico	65 72	34	A	Villanova	41 59					151	H	Harvard	73 60
25	A	Miami (FL)	62 75									157	N	Southern Ill.	50 72
												170	H	William & Mary	50 45
												285	H	Bryant	67 57
												338	H	Morgan St.	80 59
-----															
LAST 12 Division I GAMES:															
20	A	New Mexico	65 72	149	A	Rhode Island	65 51								
25	A	Miami (FL)	62 75	285	H	Bryant	67 57								
27	H	Michigan St.	66 74	170	H	William & Mary	50 45								
338	H	Morgan St.	80 59	9	N	Louisville	69 86								
34	A	Villanova	41 59	157	N	Southern Ill.	50 72								
				151	H	Harvard	73 60								

Non-Div I Games:

Hartford

Average RPI	Win: 217	WON-LOST RECORD	WINNING PCT. RANK	LAST 10 GAMES	STRENGTH OF SCHEDULE	OPP. STRENGTH OF SCHEDULE	TEAM RPI	ADJ. RPI	CONF. RPI	ADJ CONF. RPI
Average RPI	Loss: 62									
DIV. I ONLY		4- 6	212	1- 0	127	23	151	151	17	17
DIV. I NON-CONF.		4- 6	212	1- 0	127	23	151	151	17	17
-----										
TOTALS	RPI 1-25		RPI 26-50	W-L RECORDS	RPI 51-100		RPI 101-150		RPI 150+	
4- 6	0- 1		0- 1	OVERALL	0- 3		1- 1		3- 0	
1- 3	0- 0		0- 1	HOME	0- 2		0- 0		1- 0	
2- 3	0- 1		0- 0	AWAY	0- 1		1- 1		1- 0	
1- 0	0- 0		0- 0	NEUTRAL	0- 0		0- 0		1- 0	
4- 6	0- 1		0- 1	NON-CONFERENCE	0- 3		1- 1		3- 0	
1- 3	0- 0		0- 1	HOME	0- 2		0- 0		1- 0	
2- 3	0- 1		0- 0	AWAY	0- 1		1- 1		1- 0	
1- 0	0- 0		0- 0	NEUTRAL	0- 0		0- 0		1- 0	
0- 0	0- 0		0- 0	CONFERENCE	0- 0		0- 0		0- 0	
0- 0	0- 0		0- 0	HOME	0- 0		0- 0		0- 0	
0- 0	0- 0		0- 0	AWAY	0- 0		0- 0		0- 0	
0- 0	0- 0		0- 0	NEUTRAL	0- 0		0- 0		0- 0	

RPI 1-25				RPI 26-50				RPI 51-100				RPI 101+ Team's RPI: 151			
RPI	S	Opponent	Score	RPI	S	Opponent	Score	RPI	S	Opponent	Score	RPI	S	Opponent	Score
1	A	Notre Dame	58 103	40	H	Maine	60 67	56	H	Quinnipiac	67 72	123	A	Hartford	60 73
								61	H	Rutgers	49 60	129	A	CSUN	75 55
								91	A	Purdue	65 66	180	N	Jacksonville St.	69 62
												261	A	Siena	73 54
												296	H	La Salle	88 43
-----															
LAST 12 Division I GAMES:															
129	A	CSUN	75 55	180	N	Jacksonville St.	69 62	123	A	Hartford	60 73				
61	H	Rutgers	49 60	261	A	Siena	73 54	296	H	La Salle	88 43				
40	H	Maine	60 67	91	A	Purdue	65 66	1	A	Notre Dame	58 103				
56	H	Quinnipiac	67 72												

Non-Div I Games:

Harvard

Average RPI Win: 220

Average RPI Loss: 117

WON-LOST  
RECORDWINNING  
PCT. RANKLAST 10  
GAMESSTRENGTH OF  
SCHEDULEOPP. STRENGTH  
OF SCHEDULETEAM  
RPIADJ.  
RPICONF.  
RPIADJ CONF.  
RPIDIV. I ONLY  
DIV. I NON-CONF.2- 7  
2- 7274  
2740- 0  
0- 0171  
171113  
113289  
289289  
28921  
2121  
21

TOTALS

RPI 1-25

RPI 26-50

W-L RECORDS

RPI 51-100

RPI 101-150

RPI 150+

2- 7

0- 1

0- 0

OVERALL

0- 1

0- 3

2- 2

2- 5

0- 1

0- 0

HOME

0- 1

0- 3

2- 0

0- 2

0- 0

0- 0

AWAY

0- 0

0- 0

0- 2

0- 0

0- 0

0- 0

NEUTRAL

0- 0

0- 0

0- 0

2- 7

0- 1

0- 0

NON-CONFERENCE

0- 1

0- 3

2- 2

2- 5

0- 1

0- 0

HOME

0- 1

0- 3

2- 0

0- 2

0- 0

0- 0

AWAY

0- 0

0- 0

0- 2

0- 0

0- 0

0- 0

NEUTRAL

0- 0

0- 0

0- 0

0- 0

0- 0

0- 0

CONFERENCE

0- 0

0- 0

0- 0

0- 0

0- 0

0- 0

HOME

0- 0

0- 0

0- 0

0- 0

0- 0

0- 0

AWAY

0- 0

0- 0

0- 0

0- 0

0- 0

0- 0

NEUTRAL

0- 0

0- 0

0- 0

RPI 1-25

RPI 26-50

RPI 51-100

RPI 101+

Team's RPI: 289

RPI	S	Opponent	Score
13	H	Stanford	59 81

RPI	S	Opponent	Score
-----	---	----------	-------

RPI	S	Opponent	Score
75	H	Portland	65 72

RPI	S	Opponent	Score
107	H	FGCU	67 73
143	H	Pepperdine	64 65
150	H	Ameri can	57 69
162	A	San Diego St.	57 58
171	A	San Di ego	50 58
188	H	Idaho	69 61
252	H	Seattle U	67 51

LAST 12 Division I GAMES:

188	H	Idaho	69 61
13	H	Stanford	59 81
107	H	FGCU	67 73
150	H	Ameri can	57 69
252	H	Seattle U	67 51
75	H	Portland	65 72

171	A	San Di ego	50 58
162	A	San Di ego St.	57 58
143	H	Pepperdi ne	64 65

Non-Div I Games: Hawai i Paci fi c 66 51

Hawai i

High Point			Through Games Of Dec. 10, 2010								
Average RPI	Win:	322	WON-LOST	WINNING	LAST 10	STRENGTH OF	OPP. STRENGTH	TEAM	ADJ.	CONF.	ADJ CONF.
	Loss:	124	RECORD	PCT. RANK	GAMES	SCHEDULE	OF SCHEDULE	RPI	RPI	RPI	RPI
DIV. I ONLY			3- 4	205	1- 0	193	292	225	225	29	29
DIV. I NON-CONF.			3- 4	205	1- 0	193	292	225	225	29	29
-----											
TOTALS		RPI 1-25		RPI 26-50		W-L RECORDS		RPI 51-100	RPI 101-150		RPI 150+
3- 4		0- 1		0- 0		OVERALL		0- 1	0- 0		3- 2
3- 0		0- 0		0- 0		HOME		0- 0	0- 0		3- 0
0- 4		0- 1		0- 0		AWAY		0- 1	0- 0		0- 2
0- 0		0- 0		0- 0		NEUTRAL		0- 0	0- 0		0- 0
3- 4		0- 1		0- 0		NON-CONFERENCE		0- 1	0- 0		3- 2
3- 0		0- 0		0- 0		HOME		0- 0	0- 0		3- 0
0- 4		0- 1		0- 0		AWAY		0- 1	0- 0		0- 2
0- 0		0- 0		0- 0		NEUTRAL		0- 0	0- 0		0- 0
0- 0		0- 0		0- 0		CONFERENCE		0- 0	0- 0		0- 0
0- 0		0- 0		0- 0		HOME		0- 0	0- 0		0- 0
0- 0		0- 0		0- 0		AWAY		0- 0	0- 0		0- 0
0- 0		0- 0		0- 0		NEUTRAL		0- 0	0- 0		0- 0

RPI 1-25				RPI 26-50				RPI 51-100				RPI 101+ Team's RPI: 225			
RPI	S	Opponent	Score	RPI	S	Opponent	Score	RPI	S	Opponent	Score	RPI	S	Opponent	Score
11	A	Kentucky	49 71					95	A	Clemson	64 83	156	A	Miami (OH)	55 68
												235	A	Davidson	62 71
												291	H	Norfolk St.	83 51
												335	H	UNC Greensboro	82 75
												339	H	N. C. Central	80 69
LAST 12 Division I GAMES:															
235	A	Davidson	62 71	291	H	Norfolk St.	83 51	95	A	Clemson	64 83				
156	A	Miami (OH)	55 68												
11	A	Kentucky	49 71	335	H	UNC Greensboro	82 75								
339	H	N. C. Central	80 69												

Non-Div I Games: Greensboro 102 50 Mars Hill 86 36

High Point

Average RPI	Win:	246	WON-LOST	WINNING	LAST 10	STRENGTH OF	OPP. STRENGTH	TEAM	ADJ.	CONF.	ADJ CONF.
Average RPI	Loss:	176	RECORD	PCT. RANK	GAMES	SCHEDULE	OF SCHEDULE	RPI	RPI	RPI	RPI
DIV. I ONLY		4- 6	212	1- 0	279	204	253	253	12	12	
DIV. I NON-CONF.		4- 6	212	1- 0	279	204	253	253	12	12	
-----											
TOTALS	RPI 1-25		RPI 26-50		W-L RECORDS	RPI 51-100		RPI 101-150		RPI 150+	
4- 6	0- 0		0- 0		OVERALL	0- 0		0- 3		4- 3	
1- 2	0- 0		0- 0		HOME	0- 0		0- 0		1- 2	
2- 2	0- 0		0- 0		AWAY	0- 0		0- 1		2- 1	
1- 2	0- 0		0- 0		NEUTRAL	0- 0		0- 2		1- 0	
4- 6	0- 0		0- 0		NON-CONFERENCE	0- 0		0- 3		4- 3	
1- 2	0- 0		0- 0		HOME	0- 0		0- 0		1- 2	
2- 2	0- 0		0- 0		AWAY	0- 0		0- 1		2- 1	
1- 2	0- 0		0- 0		NEUTRAL	0- 0		0- 2		1- 0	
0- 0	0- 0		0- 0		CONFERENCE	0- 0		0- 0		0- 0	
0- 0	0- 0		0- 0		HOME	0- 0		0- 0		0- 0	
0- 0	0- 0		0- 0		AWAY	0- 0		0- 0		0- 0	
0- 0	0- 0		0- 0		NEUTRAL	0- 0		0- 0		0- 0	

RPI 1-25				RPI 26-50				RPI 51-100				RPI 101+ Team's RPI: 253			
RPI	S	Opponent	Score	RPI	S	Opponent	Score	RPI	S	Opponent	Score	RPI	S	Opponent	Score
												108	A	Stony Brook	49 77
												111	N	Wright St.	64 93
												136	N	Marist	57 71
												204	A	Holy Cross	66 72
												210	H	Sacred Heart	64 70
												229	A	St. Bonaventure	67 59
												230	N	Stetson	53 50
												247	H	Iona	74 49
												277	A	UMBC	45 42
												284	H	Col umbi a	63 65
-----															
LAST 12 Division I GAMES:															
277	A	UMBC	45 42	210	H	Sacred Heart	64 70								
204	A	Holy Cross	66 72	230	N	Stetson	53 50								
284	H	Col umbi a	63 65	136	N	Marist	57 71								
247	H	Iona	74 49	111	N	Wright St.	64 93								
				229	A	St. Bonaventure	67 59								
				108	A	Stony Brook	49 77								

Non-Div I Games:

Hofstra

Average RPI	Win:	261	WON-LOST	WINNING	LAST 10	STRENGTH OF	OPP. STRENGTH	TEAM	ADJ.	CONF.	ADJ CONF.
Average RPI	Loss:	214	RECORD	PCT. RANK	GAMES	SCHEDULE	OF SCHEDULE	RPI	RPI	RPI	RPI
DIV. I ONLY		6- 3		98	0- 1	299	255	204	204	22	22
DIV. I NON-CONF.		6- 3		98	0- 1	299	255	204	204	22	22
-----											
TOTALS	RPI 1-25		RPI 26-50		W-L RECORDS	RPI 51-100		RPI 101-150		RPI 150+	
6- 3	0- 0		0- 0		OVERALL	0- 0		1- 1		5- 2	
4- 1	0- 0		0- 0		HOME	0- 0		1- 0		3- 1	
2- 2	0- 0		0- 0		AWAY	0- 0		0- 1		2- 1	
0- 0	0- 0		0- 0		NEUTRAL	0- 0		0- 0		0- 0	
6- 3	0- 0		0- 0		NON-CONFERENCE	0- 0		1- 1		5- 2	
4- 1	0- 0		0- 0		HOME	0- 0		1- 0		3- 1	
2- 2	0- 0		0- 0		AWAY	0- 0		0- 1		2- 1	
0- 0	0- 0		0- 0		NEUTRAL	0- 0		0- 0		0- 0	
0- 0	0- 0		0- 0		CONFERENCE	0- 0		0- 0		0- 0	
0- 0	0- 0		0- 0		HOME	0- 0		0- 0		0- 0	
0- 0	0- 0		0- 0		AWAY	0- 0		0- 0		0- 0	
0- 0	0- 0		0- 0		NEUTRAL	0- 0		0- 0		0- 0	

RPI 1-25				RPI 26-50				RPI 51-100				RPI 101+ Team's RPI: 204			
RPI	S	Opponent	Score	RPI	S	Opponent	Score	RPI	S	Opponent	Score	RPI	S	Opponent	Score
												122	A	Boston College	63 89
												149	H	Rhode Island	73 65
												228	H	Rider	71 61
												243	H	Brown	85 89
												253	H	Hofstra	72 66
												278	A	New Hampshire	62 74
												293	A	Vermont	65 40
												318	H	UMass Lowell	63 54
												322	A	Albany (NY)	56 50
-----															
LAST 12 Division I GAMES:															
				278	A	New Hampshire	62 74	322	A	Albany (NY)	56 50				
				253	H	Hofstra	72 66	149	H	Rhode Island	73 65				
				318	H	UMass Lowell	63 54	243	H	Brown	85 89				
				293	A	Vermont	65 40	122	A	Boston College	63 89				
								228	H	Rider	71 61				

Non-Div I Games:

Holy Cross



H  
o  
u  
s  
t  
o  
n

Houston			Through Games Of Dec. 16, 2018									
Average RPI	Win:	236	WON-LOST RECORD	WINNING PCT. RANK	LAST 10 GAMES	STRENGTH OF SCHEDULE	OPP. STRENGTH OF SCHEDULE	TEAM RPI	ADJ. RPI	CONF. RPI	ADJ CONF. RPI	
Average RPI	Loss:	64										
DIV. I ONLY			4- 6	212	0- 1	51	135	116	116	8	8	
DIV. I NON-CONF.			4- 6	212	0- 1	51	135	116	116	8	8	
-----												
TOTALS		RPI 1-25	RPI 26-50		W-L RECORDS		RPI 51-100		RPI 101-150		RPI 150+	
4- 6		0- 2	0- 1		OVERALL		1- 1		0- 2		3- 0	
1- 3		0- 1	0- 1		HOME		1- 0		0- 1		0- 0	
3- 3		0- 1	0- 0		AWAY		0- 1		0- 1		3- 0	
0- 0		0- 0	0- 0		NEUTRAL		0- 0		0- 0		0- 0	
4- 6		0- 2	0- 1		NON-CONFERENCE		1- 1		0- 2		3- 0	
1- 3		0- 1	0- 1		HOME		1- 0		0- 1		0- 0	
3- 3		0- 1	0- 0		AWAY		0- 1		0- 1		3- 0	
0- 0		0- 0	0- 0		NEUTRAL		0- 0		0- 0		0- 0	
0- 0		0- 0	0- 0		CONFERENCE		0- 0		0- 0		0- 0	
0- 0		0- 0	0- 0		HOME		0- 0		0- 0		0- 0	
0- 0		0- 0	0- 0		AWAY		0- 0		0- 0		0- 0	
0- 0		0- 0	0- 0		NEUTRAL		0- 0		0- 0		0- 0	

RPI 1-25				RPI 26-50				RPI 51-100				RPI 101+ Team' s RPI : 116			
RPI	S	Opponent	Score	RPI	S	Opponent	Score	RPI	S	Opponent	Score	RPI	S	Opponent	Score
4	A	Cal i forni a	79 80	50	H	Texas A&M	52 68	70	H	Georgi a Tech	95 89	107	A	FGCU	71 76
20	H	New Mexi co	84 89					82	A	Loui si ana Tech	88 100	122	H	Boston Col lege	57 64
												284	A	Col umbi a	83 72
												294	A	Incarnate Word	79 60
												295	A	ETSU	84 77
LAST 12 Di vi si on I GAMES:															
295	A	ETSU	84 77	50	H	Texas A&M	52 68	82	A	Loui si ana Tech	88 100	70	H	Georgi a Tech	95 89
107	A	FGCU	71 76					4	A	Cal i forni a	79 80				
20	H	New Mexi co	84 89												
284	A	Col umbi a	83 72												
122	H	Boston Col lege	57 64												
294	A	Incarnate Word	79 60												

Non-Di v I Games:

Houston

H  
o  
u  
s  
t  
o  
n

Average RPI Win: 0 WON-LOST WINNING LAST 10 STRENGTH OF OPP. STRENGTH TEAM ADJ. CONF. ADJ CONF.  
Average RPI Loss: 193 RECORD PCT. RANK GAMES SCHEDULE OF SCHEDULE RPI RPI RPI RPI

DIV. I ONLY	0- 5	330	0- 0	103	317	316	316	24	24
DIV. I NON-CONF.	0- 5	330	0- 0	103	317	316	316	24	24
TOTALS	RPI 1-25	RPI 26-50	W-L RECORDS	RPI 51-100	RPI 101-150	RPI 150+			
0- 5	0- 0	0- 0	OVERALL	0- 0	0- 2	0- 3			
0- 1	0- 0	0- 0	HOME	0- 0	0- 1	0- 0			
0- 4	0- 0	0- 0	AWAY	0- 0	0- 1	0- 3			
0- 0	0- 0	0- 0	NEUTRAL	0- 0	0- 0	0- 0			
0- 5	0- 0	0- 0	NON-CONFERENCE	0- 0	0- 2	0- 3			
0- 1	0- 0	0- 0	HOME	0- 0	0- 1	0- 0			
0- 4	0- 0	0- 0	AWAY	0- 0	0- 1	0- 3			
0- 0	0- 0	0- 0	NEUTRAL	0- 0	0- 0	0- 0			
0- 0	0- 0	0- 0	CONFERENCE	0- 0	0- 0	0- 0			
0- 0	0- 0	0- 0	HOME	0- 0	0- 0	0- 0			
0- 0	0- 0	0- 0	AWAY	0- 0	0- 0	0- 0			
0- 0	0- 0	0- 0	NEUTRAL	0- 0	0- 0	0- 0			

RPI 1-25				RPI 26-50				RPI 51-100				RPI 101+ Team's RPI: 316			
RPI	S	Opponent	Score	RPI	S	Opponent	Score	RPI	S	Opponent	Score	RPI	S	Opponent	Score
												113	A	Oklahoma St.	44 77
												148	H	Oral Roberts	56 74
												178	A	Texas Tech	76 82
												246	A	Wichita St.	50 68
												282	A	North Texas	75 100
LAST 12 Division I GAMES:															
												178	A	Texas Tech	76 82
												148	H	Oral Roberts	56 74
												113	A	Oklahoma St.	44 77
												282	A	North Texas	75 100

Non-Div I Games: Howard Payne 93 60 Tex. A&M Int'l 81 48 McMurry 92 41 Southwest (NM) 100 57  
Houston Baptist

Average RPI	Win:	277	WON-LOST	WINNING	LAST 10	STRENGTH OF	OPP. STRENGTH	TEAM	ADJ.	CONF.	ADJ CONF.
Average RPI	Loss:	239	RECORD	PCT. RANK	GAMES	SCHEDULE	OF SCHEDULE	RPI	RPI	RPI	RPI
DIV. I ONLY		7- 3		87	1- 0	315	295	202	202	32	32
DIV. I NON-CONF.		7- 3		87	1- 0	315	295	202	202	32	32
-----											
TOTALS	RPI 1-25		RPI 26-50		W-L RECORDS	RPI 51-100		RPI 101-150		RPI 150+	
7- 3	0- 0		0- 0		OVERALL	0- 0		0- 0		7- 3	
2- 1	0- 0		0- 0		HOME	0- 0		0- 0		2- 1	
5- 2	0- 0		0- 0		AWAY	0- 0		0- 0		5- 2	
0- 0	0- 0		0- 0		NEUTRAL	0- 0		0- 0		0- 0	
7- 3	0- 0		0- 0		NON-CONFERENCE	0- 0		0- 0		7- 3	
2- 1	0- 0		0- 0		HOME	0- 0		0- 0		2- 1	
5- 2	0- 0		0- 0		AWAY	0- 0		0- 0		5- 2	
0- 0	0- 0		0- 0		NEUTRAL	0- 0		0- 0		0- 0	
0- 0	0- 0		0- 0		CONFERENCE	0- 0		0- 0		0- 0	
0- 0	0- 0		0- 0		HOME	0- 0		0- 0		0- 0	
0- 0	0- 0		0- 0		AWAY	0- 0		0- 0		0- 0	
0- 0	0- 0		0- 0		NEUTRAL	0- 0		0- 0		0- 0	

RPI	S	Opponent	Score	RPI	S	Opponent	Score	RPI	S	Opponent	Score	RPI	S	Opponent	Score	Team's RPI: 202
												155	H	George Mason	73 59	
												170	A	William & Mary	75 88	
												207	A	Campbel l	69 64	
												261	H	Si ena	81 86	
												286	A	Ri chmond	60 67	
												296	A	La Sal l e	57 54	
												303	A	Ni agara	68 61	
												314	A	FIU	89 62	
												325	H	NJIT	77 57	
												342	A	Fai r l ei gh Di cki nson	79 58	
-----																
LAST 12 Di vi si on I GAMES:																
314	A	FIU	89 62	155	H	George Mason	73 59	342	A	Fai r l ei gh Di cki nson	79 58	261	H	Si ena	81 86	
207	A	Campbel l	69 64	342	A	Fai r l ei gh Di cki nson	79 58	261	H	Si ena	81 86	170	A	William & Mary	75 88	
286	A	Ri chmond	60 67	261	H	Si ena	81 86	170	A	William & Mary	75 88	325	H	NJIT	77 57	
303	A	Ni agara	68 61	170	A	William & Mary	75 88	325	H	NJIT	77 57	296	A	La Sal l e	57 54	

Non-Di v I Games:

Howard

Average RPI Win:	152	WON-LOST	WINNING	LAST 10	STRENGTH OF	OPP. STRENGTH	TEAM	ADJ.	CONF.	ADJ CONF.
Average RPI Loss:	76	RECORD	PCT. RANK	GAMES	SCHEDULE	OF SCHEDULE	RPI	RPI	RPI	RPI
DIV. I ONLY	5- 4	140	0- 1	19	159	38	38	14	14	
DIV. I NON-CONF.	5- 4	140	0- 1	19	159	38	38	14	14	
-----										
TOTALS	RPI 1-25	RPI 26-50	W-L RECORDS	RPI 51-100	RPI 101-150	RPI 150+				
5- 4	0- 1	0- 0	OVERALL	2- 2	1- 1	2- 0				
1- 2	0- 0	0- 0	HOME	1- 2	0- 0	0- 0				
3- 2	0- 1	0- 0	AWAY	0- 0	1- 1	2- 0				
1- 0	0- 0	0- 0	NEUTRAL	1- 0	0- 0	0- 0				
5- 4	0- 1	0- 0	NON-CONFERENCE	2- 2	1- 1	2- 0				
1- 2	0- 0	0- 0	HOME	1- 2	0- 0	0- 0				
3- 2	0- 1	0- 0	AWAY	0- 0	1- 1	2- 0				
1- 0	0- 0	0- 0	NEUTRAL	1- 0	0- 0	0- 0				
0- 0	0- 0	0- 0	CONFERENCE	0- 0	0- 0	0- 0				
0- 0	0- 0	0- 0	HOME	0- 0	0- 0	0- 0				
0- 0	0- 0	0- 0	AWAY	0- 0	0- 0	0- 0				
0- 0	0- 0	0- 0	NEUTRAL	0- 0	0- 0	0- 0				

RPI	S	Opponent	Score	RPI	S	Opponent	Score	Team's RPI: 38	RPI	S	Opponent	Score	RPI	S	Opponent	Score
17	A	Iowa	58 72						57	H	Ohio	66 73	120	A	Indiana St.	64 59
									64	H	UT Martin	73 72	141	A	Wisconsin	64 65
									72	N	VCU	63 61	234	A	Ole Miss	66 58
									87	H	UNI	40 53	269	A	UTSA	58 50
LAST 12 Division I GAMES:																
57	H	Ohio	66 73	141	A	Wisconsin	64 65									
17	A	Iowa	58 72	64	H	UT Martin	73 72									
120	A	Indiana St.	64 59	234	A	Ole Miss	66 58									
87	H	UNI	40 53													
72	N	VCU	63 61													
269	A	UTSA	58 50													

Non-Div I Games: Purdue Northwest 101 40

IUPUI

Average RPI Win:	186	WON-LOST	WINNING	LAST 10	STRENGTH OF	OPP. STRENGTH	TEAM	ADJ.	CONF.	ADJ CONF.
Average RPI Loss:	142	RECORD	PCT. RANK	GAMES	SCHEDULE	OF SCHEDULE	RPI	RPI	RPI	RPI
DIV. I ONLY	3- 5	224	0- 1	158	117	188	188	11	11	
DIV. I NON-CONF.	3- 5	224	0- 1	158	117	188	188	11	11	
-----										
TOTALS	RPI 1-25	RPI 26-50	W-L RECORDS	RPI 51-100	RPI 101-150	RPI 150+				
3- 5	0- 1	0- 1	OVERALL	0- 1	1- 0	2- 2				
2- 0	0- 0	0- 0	HOME	0- 0	1- 0	1- 0				
1- 4	0- 1	0- 1	AWAY	0- 0	0- 0	1- 2				
0- 1	0- 0	0- 0	NEUTRAL	0- 1	0- 0	0- 0				
3- 5	0- 1	0- 1	NON-CONFERENCE	0- 1	1- 0	2- 2				
2- 0	0- 0	0- 0	HOME	0- 0	1- 0	1- 0				
1- 4	0- 1	0- 1	AWAY	0- 0	0- 0	1- 2				
0- 1	0- 0	0- 0	NEUTRAL	0- 1	0- 0	0- 0				
0- 0	0- 0	0- 0	CONFERENCE	0- 0	0- 0	0- 0				
0- 0	0- 0	0- 0	HOME	0- 0	0- 0	0- 0				
0- 0	0- 0	0- 0	AWAY	0- 0	0- 0	0- 0				
0- 0	0- 0	0- 0	NEUTRAL	0- 0	0- 0	0- 0				

RPI 1-25				RPI 26-50				RPI 51-100				RPI 101+				Team's RPI: 188
RPI	S	Opponent	Score	RPI	S	Opponent	Score	RPI	S	Opponent	Score	RPI	S	Opponent	Score	
13	A	Stanford	71 115	42	A	Wyoming	61 64	90	N	Boise St.	85 91	129	H	CSUN	88 73	
												178	A	Texas Tech	88 77	
												251	H	San Francisco	70 63	
												275	A	Long Beach St.	63 70	
												289	A	Hawaii	61 69	
-----																
LAST 12 Division I GAMES:																
275	A	Long Beach St.	63 70	42	A	Wyoming	61 64	289	A	Hawaii	61 69	251	H	San Francisco	70 63	
90	N	Boise St.	85 91													
178	A	Texas Tech	88 77													
13	A	Stanford	71 115													
129	H	CSUN	88 73													

Non-Div I Games:

Idaho

Average RPI Win: 241

Average RPI Loss: 67

WON-LOST  
RECORDWINNING  
PCT. RANKLAST 10  
GAMESSTRENGTH OF  
SCHEDULEOPP. STRENGTH  
OF SCHEDULETEAM  
RPIADJ.  
RPICONF.  
RPIADJ CONF.  
RPIDIV. I ONLY  
DIV. I NON-CONF.4- 4  
4- 4160  
1601- 0  
1- 034  
34301  
30167  
6767  
6711  
1111  
11

TOTALS

RPI 1-25

RPI 26-50

W-L RECORDS

RPI 51-100

RPI 101-150

RPI 150+

4- 4 0- 1  
2- 0 0- 0  
1- 3 0- 1  
1- 1 0- 00- 0  
0- 0  
0- 0  
0- 0OVERALL  
HOME  
AWAY  
NEUTRAL0- 3  
0- 0  
0- 2  
0- 11- 0  
1- 0  
0- 0  
0- 03- 0  
1- 0  
1- 0  
1- 04- 4 0- 1  
2- 0 0- 0  
1- 3 0- 1  
1- 1 0- 00- 0  
0- 0  
0- 0  
0- 0NON-CONFERENCE  
HOME  
AWAY  
NEUTRAL0- 3  
0- 0  
0- 2  
0- 11- 0  
1- 0  
0- 0  
0- 03- 0  
1- 0  
1- 0  
1- 00- 0 0- 0  
0- 0 0- 0  
0- 0 0- 0  
0- 0 0- 00- 0  
0- 0  
0- 0  
0- 0CONFERENCE  
HOME  
AWAY  
NEUTRAL0- 0  
0- 0  
0- 0  
0- 00- 0  
0- 0  
0- 0  
0- 00- 0  
0- 0  
0- 0  
0- 0

RPI 1-25

RPI 26-50

RPI 51-100

Team's RPI: 67

RPI 101+

RPI S Opponent Score  
19 A Gonzaga 51 70

RPI S Opponent Score

RPI S Opponent Score  
70 N Georgia Tech 51 74  
81 A Arizona 46 71  
97 A Utah 60 74RPI S Opponent Score  
143 H Pepperdine 65 63  
241 N Kennesaw St. 60 49  
287 A California Baptist 72 57  
292 H Utah Valley 80 68

LAST 12 Division I GAMES:

143 H Pepperdine 65 63  
287 A California Baptist 72 57  
292 H Utah Valley 80 68  
70 N Georgia Tech 51 74  
241 N Kennesaw St. 60 49  
97 A Utah 60 74  
19 A Gonzaga 51 70  
81 A Arizona 46 71

Non-Div I Games: Benedictine Mesa 88 51

Idaho St.

Average RPI Win:	248	WON-LOST	WINNING	LAST 10	STRENGTH OF	OPP. STRENGTH	TEAM	ADJ.	CONF.	ADJ CONF.
Average RPI Loss:	179	RECORD	PCT. RANK	GAMES	SCHEDULE	OF SCHEDULE	RPI	RPI	RPI	RPI
DIV. I ONLY	8- 2	43	1- 0	246	247	130	130	3	3	
DIV. I NON-CONF.	8- 2	43	1- 0	246	247	130	130	3	3	
TOTALS	RPI 1-25	RPI 26-50	W-L RECORDS	RPI 51-100	RPI 101-150	RPI 150+				
8- 2	0- 0	0- 0	OVERALL	0- 1	1- 0	7- 1				
7- 0	0- 0	0- 0	HOME	0- 0	1- 0	6- 0				
1- 1	0- 0	0- 0	AWAY	0- 1	0- 0	1- 0				
0- 1	0- 0	0- 0	NEUTRAL	0- 0	0- 0	0- 1				
8- 2	0- 0	0- 0	NON-CONFERENCE	0- 1	1- 0	7- 1				
7- 0	0- 0	0- 0	HOME	0- 0	1- 0	6- 0				
1- 1	0- 0	0- 0	AWAY	0- 1	0- 0	1- 0				
0- 1	0- 0	0- 0	NEUTRAL	0- 0	0- 0	0- 1				
0- 0	0- 0	0- 0	CONFERENCE	0- 0	0- 0	0- 0				
0- 0	0- 0	0- 0	HOME	0- 0	0- 0	0- 0				
0- 0	0- 0	0- 0	AWAY	0- 0	0- 0	0- 0				
0- 0	0- 0	0- 0	NEUTRAL	0- 0	0- 0	0- 0				

RPI S Opponent	Score	RPI S Opponent	Score	RPI S Opponent	Score	RPI S Opponent	Score	Team's RPI: 130
				95 A Cl emson	67 69	120 H Indiana St.	75 57	
						175 H Eastern Mi ch.	72 66	
						219 H SIUE	74 57	
						263 N Sacramento St.	107 109	
						264 H Al abama A&M	88 60	
						284 H Col umbi a	76 69	
						300 H Murray St.	84 52	
						306 H Val parai so	73 54	
						315 A Cal Poly	74 51	
LAST 12 Division I GAMES:				219 H SIUE	74 57	263 N Sacramento St.	107 109	
				300 H Murray St.	84 52	315 A Cal Poly	74 51	
				120 H Indiana St.	75 57	284 H Col umbi a	76 69	
				175 H Eastern Mi ch.	72 66	306 H Val parai so	73 54	
				95 A Cl emson	67 69	264 H Al abama A&M	88 60	

Non-Div I Games:

Illinois

Average RPI Win:	265	WON-LOST	WINNING	LAST 10	STRENGTH OF	OPP. STRENGTH	TEAM	ADJ.	CONF.	ADJ CONF.
Average RPI Loss:	179	RECORD	PCT. RANK	GAMES	SCHEDULE	OF SCHEDULE	RPI	RPI	RPI	RPI
DIV. I ONLY	4- 4	160	0- 0	325	196	249	249	15	15	
DIV. I NON-CONF.	4- 4	160	0- 0	325	196	249	249	15	15	
-----										
TOTALS	RPI 1-25	RPI 26-50	W-L RECORDS	RPI 51-100	RPI 101-150	RPI 150+				
4- 4	0- 0	0- 0	OVERALL	0- 1	0- 0	4- 3				
3- 0	0- 0	0- 0	HOME	0- 0	0- 0	3- 0				
1- 4	0- 0	0- 0	AWAY	0- 1	0- 0	1- 3				
0- 0	0- 0	0- 0	NEUTRAL	0- 0	0- 0	0- 0				
4- 4	0- 0	0- 0	NON-CONFERENCE	0- 1	0- 0	4- 3				
3- 0	0- 0	0- 0	HOME	0- 0	0- 0	3- 0				
1- 4	0- 0	0- 0	AWAY	0- 1	0- 0	1- 3				
0- 0	0- 0	0- 0	NEUTRAL	0- 0	0- 0	0- 0				
0- 0	0- 0	0- 0	CONFERENCE	0- 0	0- 0	0- 0				
0- 0	0- 0	0- 0	HOME	0- 0	0- 0	0- 0				
0- 0	0- 0	0- 0	AWAY	0- 0	0- 0	0- 0				
0- 0	0- 0	0- 0	NEUTRAL	0- 0	0- 0	0- 0				

RPI 1-25				RPI 26-50				RPI 51-100				RPI 101+ Team's RPI: 249					
RPI	S	Opponent	Score	RPI	S	Opponent	Score	RPI	S	Opponent	Score	RPI	S	Opponent	Score		
								52	A	Butler	56	58	175	A	Eastern Mich.	41	50
													184	H	North Dakota	67	55
													219	A	SIUE	61	68
													222	H	Oakland	62	56
													271	A	Cleveland St.	63	67
													309	A	Northern Ky.	58	53
													345	H	Austin Peay	61	49
LAST 12 Division I GAMES:																	
				345	H	Austin Peay	61	49	309	A	Northern Ky.	58	53				
				222	H	Oakland	62	56	219	A	SIUE	61	68				
				52	A	Butler	56	58									
				271	A	Cleveland St.	63	67									
				175	A	Eastern Mich.	41	50									
				184	H	North Dakota	67	55									

Non-Div I Games: Maryville (MO) 61 52

Illinois St.





Average RPI Win:	149	WON-LOST	WINNING	LAST 10	STRENGTH OF	OPP. STRENGTH	TEAM	ADJ.	CONF.	ADJ CONF.
Average RPI Loss:	0	RECORD	PCT. RANK	GAMES	SCHEDULE	OF SCHEDULE	RPI	RPI	RPI	RPI
DIV. I ONLY	9- 0	1	1- 0	172	12	16	16	3	3	
DIV. I NON-CONF.	9- 0	1	1- 0	172	12	16	16	3	3	
-----										
TOTALS	RPI 1-25	RPI 26-50	W-L RECORDS	RPI 51-100	RPI 101-150	RPI 150+				
9- 0	0- 0	1- 0	OVERALL	2- 0	1- 0	5- 0				
6- 0	0- 0	0- 0	HOME	1- 0	1- 0	4- 0				
3- 0	0- 0	1- 0	AWAY	1- 0	0- 0	1- 0				
0- 0	0- 0	0- 0	NEUTRAL	0- 0	0- 0	0- 0				
9- 0	0- 0	1- 0	NON-CONFERENCE	2- 0	1- 0	5- 0				
6- 0	0- 0	0- 0	HOME	1- 0	1- 0	4- 0				
3- 0	0- 0	1- 0	AWAY	1- 0	0- 0	1- 0				
0- 0	0- 0	0- 0	NEUTRAL	0- 0	0- 0	0- 0				
0- 0	0- 0	0- 0	CONFERENCE	0- 0	0- 0	0- 0				
0- 0	0- 0	0- 0	HOME	0- 0	0- 0	0- 0				
0- 0	0- 0	0- 0	AWAY	0- 0	0- 0	0- 0				
0- 0	0- 0	0- 0	NEUTRAL	0- 0	0- 0	0- 0				

RPI 1-25				Team's RPI: 16			
RPI	S	Opponent	Score				
28	A	UCLA	67 65				

RPI 26-50			
RPI	S	Opponent	Score
28	A	UCLA	67 65

RPI 51-100			
RPI	S	Opponent	Score
52	H	Butler	66 46
99	A	Wake Forest	87 73

RPI 101+			
RPI	S	Opponent	Score
114	H	Northern Ill.	91 73
174	H	Milwaukee	68 66
190	H	Florida	83 64
222	A	Oakland	59 32
226	H	Missouri St.	98 74
237	H	North Florida	75 52

LAST 12 Division I GAMES:							
226	H	Missouri St.	98 74	52	H	Butler	66 46
222	A	Oakland	59 32	28	A	UCLA	67 65
174	H	Milwaukee	68 66	99	A	Wake Forest	87 73
				114	H	Northern Ill.	91 73
				190	H	Florida	83 64
				237	H	North Florida	75 52

Non-Div I Games:

Indiana

Average RPI Win:	256	WON-LOST	WINNING	LAST 10	STRENGTH OF	OPP. STRENGTH	TEAM	ADJ.	CONF.	ADJ CONF.
Average RPI Loss:	104	RECORD	PCT. RANK	GAMES	SCHEDULE	OF SCHEDULE	RPI	RPI	RPI	RPI
DIV. I ONLY	5- 3	112	1- 0	166	241	120	120	15	15	
DIV. I NON-CONF.	5- 3	112	1- 0	166	241	120	120	15	15	
-----										
TOTALS	RPI 1-25	RPI 26-50	W-L RECORDS	RPI 51-100	RPI 101-150	RPI 150+				
5- 3	0- 0	0- 1	OVERALL	0- 0	0- 2	5- 0				
1- 1	0- 0	0- 1	HOME	0- 0	0- 0	1- 0				
4- 1	0- 0	0- 0	AWAY	0- 0	0- 1	4- 0				
0- 1	0- 0	0- 0	NEUTRAL	0- 0	0- 1	0- 0				
5- 3	0- 0	0- 1	NON-CONFERENCE	0- 0	0- 2	5- 0				
1- 1	0- 0	0- 1	HOME	0- 0	0- 0	1- 0				
4- 1	0- 0	0- 0	AWAY	0- 0	0- 1	4- 0				
0- 1	0- 0	0- 0	NEUTRAL	0- 0	0- 1	0- 0				
0- 0	0- 0	0- 0	CONFERENCE	0- 0	0- 0	0- 0				
0- 0	0- 0	0- 0	HOME	0- 0	0- 0	0- 0				
0- 0	0- 0	0- 0	AWAY	0- 0	0- 0	0- 0				
0- 0	0- 0	0- 0	NEUTRAL	0- 0	0- 0	0- 0				

RPI 1-25				RPI 26-50				RPI 51-100				RPI 101+ Team's RPI: 120			
RPI	S	Opponent	Score	RPI	S	Opponent	Score	RPI	S	Opponent	Score	RPI	S	Opponent	Score
				38	H	IUPUI	59 64					130	A	Illinois	57 75
												145	N	UC Irvine	61 77
												192	A	Southeast Mo. St.	62 51
												200	A	Saint Louis	60 56
												236	H	UIC	60 53
												310	A	Marshall	62 53
												343	A	Grand Canyon	88 81
LAST 12 Division I GAMES:															
				236	H	UIC	60 53					145	N	UC Irvine	61 77
				130	A	Illinois	57 75					343	A	Grand Canyon	88 81
				38	H	IUPUI	59 64					200	A	Saint Louis	60 56
				192	A	Southeast Mo. St.	62 51					310	A	Marshall	62 53

Non-Div I Games:

Indiana St.

Average RPI	Win:	216	WON-LOST	WINNING	LAST 10	STRENGTH OF	OPP. STRENGTH	TEAM	ADJ.	CONF.	ADJ CONF.
Average RPI	Loss:	114	RECORD	PCT. RANK	GAMES	SCHEDULE	OF SCHEDULE	RPI	RPI	RPI	RPI
DIV. I ONLY		1- 9	326	0- 1	38	266	247	247	27	27	
DIV. I NON-CONF.		1- 9	326	0- 1	38	266	247	247	27	27	
-----											
TOTALS	RPI 1-25		RPI 26-50		W-L RECORDS	RPI 51-100	RPI 101-150		RPI 150+		
1- 9	0- 0		0- 2		OVERALL	0- 3	0- 2		1- 2		
1- 4	0- 0		0- 1		HOME	0- 1	0- 2		1- 0		
0- 5	0- 0		0- 1		AWAY	0- 2	0- 0		0- 2		
0- 0	0- 0		0- 0		NEUTRAL	0- 0	0- 0		0- 0		
1- 9	0- 0		0- 2		NON-CONFERENCE	0- 3	0- 2		1- 2		
1- 4	0- 0		0- 1		HOME	0- 1	0- 2		1- 0		
0- 5	0- 0		0- 1		AWAY	0- 2	0- 0		0- 2		
0- 0	0- 0		0- 0		NEUTRAL	0- 0	0- 0		0- 0		
0- 0	0- 0		0- 0		CONFERENCE	0- 0	0- 0		0- 0		
0- 0	0- 0		0- 0		HOME	0- 0	0- 0		0- 0		
0- 0	0- 0		0- 0		AWAY	0- 0	0- 0		0- 0		
0- 0	0- 0		0- 0		NEUTRAL	0- 0	0- 0		0- 0		

RPI 1-25				RPI 26-50				RPI 51-100				RPI 101+ Team's RPI: 247			
RPI	S	Opponent	Score	RPI	S	Opponent	Score	RPI	S	Opponent	Score	RPI	S	Opponent	Score
				46	H	Central Mich.	39 82	69	A	Kansas	44 75	108	H	Stony Brook	51 53
				48	A	Bucknell	43 81	77	A	Tol edo	38 84	112	H	Penn	43 66
								83	H	St. John's (NY)	35 61	216	H	George Washi ngton	52 43
												227	A	Temple	39 59
												253	A	Hofstra	49 74
LAST 12 Division I GAMES:															
227	A	Temple	39 59	108	H	Stony Brook	51 53								
48	A	Bucknell	43 81	112	H	Penn	43 66								
46	H	Central Mich.	39 82	83	H	St. John's (NY)	35 61								
69	A	Kansas	44 75	253	A	Hofstra	49 74								
216	H	George Washi ngton	52 43												
77	A	Tol edo	38 84												

Non-Div I Games:

Iona

Average RPI Win:	169	WON-LOST	WINNING	LAST 10	STRENGTH OF	OPP. STRENGTH	TEAM	ADJ.	CONF.	ADJ CONF.
Average RPI Loss:	11	RECORD	PCT. RANK	GAMES	SCHEDULE	OF SCHEDULE	RPI	RPI	RPI	RPI
DIV. I ONLY	8- 2	43	0- 1	39	54	17	17	3	3	
DIV. I NON-CONF.	8- 2	43	0- 1	39	54	17	17	3	3	
-----										
TOTALS	RPI 1-25	RPI 26-50	W-L RECORDS	RPI 51-100	RPI 101-150	RPI 150+				
8- 2	1- 2	1- 0	OVERALL	1- 0	1- 0	4- 0				
6- 0	1- 0	1- 0	HOME	1- 0	1- 0	2- 0				
1- 1	0- 1	0- 0	AWAY	0- 0	0- 0	1- 0				
1- 1	0- 1	0- 0	NEUTRAL	0- 0	0- 0	1- 0				
8- 2	1- 2	1- 0	NON-CONFERENCE	1- 0	1- 0	4- 0				
6- 0	1- 0	1- 0	HOME	1- 0	1- 0	2- 0				
1- 1	0- 1	0- 0	AWAY	0- 0	0- 0	1- 0				
1- 1	0- 1	0- 0	NEUTRAL	0- 0	0- 0	1- 0				
0- 0	0- 0	0- 0	CONFERENCE	0- 0	0- 0	0- 0				
0- 0	0- 0	0- 0	HOME	0- 0	0- 0	0- 0				
0- 0	0- 0	0- 0	AWAY	0- 0	0- 0	0- 0				
0- 0	0- 0	0- 0	NEUTRAL	0- 0	0- 0	0- 0				

RPI	S	Opponent	Score	RPI	S	Opponent	Score	RPI	S	Opponent	Score	RPI	S	Opponent	Score
1	A	Notre Dame	71 105	38	H	IUPUI	72 58	87	H	UNI	83 57	148	H	Oral Roberts	90 77
5	H	Iowa St.	73 70									215	A	Western Ky.	104 67
21	N	Florida St.	67 71									221	N	West Virginia	84 81
												298	H	Robert Morris	92 63
												339	H	N. C. Central	106 39
-----															
LAST 12 Division I GAMES:															
298	H	Robert Morris	92 63	21	N	Florida St.	67 71	87	H	UNI	83 57				
1	A	Notre Dame	71 105	38	H	IUPUI	72 58	5	H	Iowa St.	73 70				
221	N	West Virginia	84 81												
339	H	N. C. Central	106 39												
215	A	Western Ky.	104 67												
148	H	Oral Roberts	90 77												

Non-Div I Games:

Iowa

Average RPI Win: 113

Average RPI Loss: 16

WON-LOST  
RECORDWINNING  
PCT. RANKLAST 10  
GAMESSTRENGTH OF  
SCHEDULEOPP. STRENGTH  
OF SCHEDULETEAM  
RPIADJ.  
RPICONF.  
RPIADJ CONF.  
RPIDIV. I ONLY  
DIV. I NON-CONF.8- 2  
8- 243  
433- 0  
3- 06  
6136  
1365  
55  
56  
66  
6

TOTALS

RPI 1-25

RPI 26-50

W-L RECORDS

RPI 51-100

RPI 101-150

RPI 150+

8- 2 2- 2  
7- 0 2- 0  
0- 2 0- 2  
1- 0 0- 02- 0  
2- 0  
0- 0  
0- 0OVERALL  
HOME  
AWAY  
NEUTRAL0- 0  
0- 0  
0- 0  
0- 01- 0  
1- 0  
0- 0  
0- 03- 0  
2- 0  
0- 0  
1- 08- 2 2- 2  
7- 0 2- 0  
0- 2 0- 2  
1- 0 0- 02- 0  
2- 0  
0- 0  
0- 0NON-CONFERENCE  
HOME  
AWAY  
NEUTRAL0- 0  
0- 0  
0- 0  
0- 01- 0  
1- 0  
0- 0  
0- 03- 0  
2- 0  
0- 0  
1- 00- 0 0- 0  
0- 0 0- 0  
0- 0 0- 0  
0- 0 0- 00- 0  
0- 0  
0- 0  
0- 0CONFERENCE  
HOME  
AWAY  
NEUTRAL0- 0  
0- 0  
0- 0  
0- 00- 0  
0- 0  
0- 0  
0- 00- 0  
0- 0  
0- 0  
0- 0

RPI 1-25 Team's RPI: 5

RPI	S	Opponent	Score
8	H	Drake	86 81
15	A	South Dakota	59 64
17	A	Iowa	70 73
25	H	Miami (FL)	75 52

RPI 26-50

RPI	S	Opponent	Score
44	H	Auburn	67 64
47	H	Arkansas	91 82

RPI 51-100

RPI	S	Opponent	Score
114	H	Northern Ill.	70 60
175	N	Eastern Mich.	85 59
184	H	North Dakota	87 35
303	H	Niagara	95 35

RPI 101+

RPI	S	Opponent	Score
114	H	Northern Ill.	70 60
175	N	Eastern Mich.	85 59
184	H	North Dakota	87 35
303	H	Niagara	95 35

LAST 12 Division I GAMES:

47	H	Arkansas	91 82	114	H	Northern Ill.	70 60
15	A	South Dakota	59 64	44	H	Auburn	67 64
175	N	Eastern Mich.	85 59	25	H	Miami (FL)	75 52
303	H	Niagara	95 35	8	H	Drake	86 81
				184	H	North Dakota	87 35
				17	A	Iowa	70 73

I  
o  
w  
a  
s  
t  
.I  
o  
w  
a  
s  
t  
.

Non-Div I Games:

Iowa St.

Average RPI	Win: 312	WON-LOST	WINNING	LAST 10	STRENGTH OF	OPP. STRENGTH	TEAM	ADJ.	CONF.	ADJ CONF.
Average RPI	Loss: 205	RECORD	PCT. RANK	GAMES	SCHEDULE	OF SCHEDULE	RPI	RPI	RPI	RPI
DIV. I ONLY	1- 5	297	0- 0	242	344	337	337	28	28	
DIV. I NON-CONF.	1- 5	297	0- 0	242	344	337	337	28	28	
-----										
TOTALS	RPI 1-25	RPI 26-50	W-L RECORDS	RPI 51-100	RPI 101-150	RPI 150+				
1- 5	0- 1	0- 0	OVERALL	0- 0	0- 0	1- 4				
1- 1	0- 0	0- 0	HOME	0- 0	0- 0	1- 1				
0- 4	0- 1	0- 0	AWAY	0- 0	0- 0	0- 3				
0- 0	0- 0	0- 0	NEUTRAL	0- 0	0- 0	0- 0				
1- 5	0- 1	0- 0	NON-CONFERENCE	0- 0	0- 0	1- 4				
1- 1	0- 0	0- 0	HOME	0- 0	0- 0	1- 1				
0- 4	0- 1	0- 0	AWAY	0- 0	0- 0	0- 3				
0- 0	0- 0	0- 0	NEUTRAL	0- 0	0- 0	0- 0				
0- 0	0- 0	0- 0	CONFERENCE	0- 0	0- 0	0- 0				
0- 0	0- 0	0- 0	HOME	0- 0	0- 0	0- 0				
0- 0	0- 0	0- 0	AWAY	0- 0	0- 0	0- 0				
0- 0	0- 0	0- 0	NEUTRAL	0- 0	0- 0	0- 0				

RPI 1-25				RPI 26-50				RPI 51-100				RPI 101+				Team's RPI : 337	
RPI	S	Opponent	Score	RPI	S	Opponent	Score	RPI	S	Opponent	Score	RPI	S	Opponent	Score		
18	A	Mississippi St.	38 105									185	A	UT Arlington	63 99		
												213	H	Southeastern La.	45 50		
												267	A	Memphis	67 68		
												312	H	Central Ark.	65 56		
												344	A	Louisiana	61 68		
LAST 12 Division I GAMES:																	
213	H	Southeastern La.	45 50	344	A	Louisiana	61 68										
18	A	Mississippi St.	38 105	312	H	Central Ark.	65 56										
				185	A	UT Arlington	63 99										
				267	A	Memphis	67 68										

Non-Div I Games: Spring Hill 105 57 Millsaps 88 38

Jackson St.





Average RPI Win: 266		WON-LOST	WINNING	LAST 10	STRENGTH OF		OPP. STRENGTH	TEAM	ADJ.	CONF.	ADJ. CONF.
Average RPI Loss: 166		RECORD	PCT. RANK	GAMES	SCHEDULE		OF SCHEDULE	RPI	RPI	RPI	RPI
DIV. I ONLY		5- 3	112	0- 1	297		195	180	180	20	20
DIV. I NON-CONF.		5- 3	112	0- 1	297		195	180	180	20	20
TOTALS		RPI 1-25	RPI 26-50	W-L RECORDS		RPI 51-100	RPI 101-150	RPI 150+			
5- 3	0- 0		0- 0	OVERALL		0- 0	0- 0	5- 3			
1- 0	0- 0		0- 0	HOME		0- 0	0- 0	1- 0			
4- 1	0- 0		0- 0	AWAY		0- 0	0- 0	4- 1			
0- 2	0- 0		0- 0	NEUTRAL		0- 0	0- 0	0- 2			
5- 3	0- 0		0- 0	NON-CONFERENCE		0- 0	0- 0	5- 3			
1- 0	0- 0		0- 0	HOME		0- 0	0- 0	1- 0			
4- 1	0- 0		0- 0	AWAY		0- 0	0- 0	4- 1			
0- 2	0- 0		0- 0	NEUTRAL		0- 0	0- 0	0- 2			
0- 0	0- 0		0- 0	CONFERENCE		0- 0	0- 0	0- 0			
0- 0	0- 0		0- 0	HOME		0- 0	0- 0	0- 0			
0- 0	0- 0		0- 0	AWAY		0- 0	0- 0	0- 0			
0- 0	0- 0		0- 0	NEUTRAL		0- 0	0- 0	0- 0			

RPI 1-25				RPI 26-50				RPI 51-100				RPI 101+				Team's RPI : 180	
RPI	S	Opponent	Score	RPI	S	Opponent	Score	RPI	S	Opponent	Score	RPI	S	Opponent	Score		
												151	N	Harvard	62	69	
												168	N	Washington St.	51	64	
												178	A	Texas Tech	58	71	
												195	H	Georgia St.	61	56	
												234	A	Ole Miss	60	49	
												264	A	Alabama A&M	55	48	
												307	A	Florida A&M	62	31	
												328	A	Lipscomb	58	46	
LAST 12 Division I GAMES:																	
												168	N	Washington St.	51	64	
												307	A	Florida A&M	62	31	
												195	H	Georgia St.	61	56	
												264	A	Alabama A&M	55	48	
												234	A	Ole Miss	60	49	
												151	N	Harvard	62	69	
												328	A	Lipscomb	58	46	
												178	A	Texas Tech	58	71	

Non-Div I Games:	Montevallo	84	52
------------------	------------	----	----

Jacksonville St.

■ Loss, ■ Non-Conf, S Site, H Home A Away N Neutral

Average RPI	Win:	221	WON-LOST	WINNING	LAST 10	STRENGTH OF	OPP. STRENGTH	TEAM	ADJ.	CONF.	ADJ CONF.
Average RPI	Loss:	118	RECORD	PCT. RANK	GAMES	SCHEDULE	OF SCHEDULE	RPI	RPI	RPI	RPI
DIV. I ONLY		6- 2		67	0- 1	260	130	104	104	12	12
DIV. I NON-CONF.		6- 2		67	0- 1	260	130	104	104	12	12
-----											
TOTALS	RPI 1-25		RPI 26-50		W-L RECORDS	RPI 51-100		RPI 101-150		RPI 150+	
6- 2	0- 0		0- 1		OVERALL	0- 0		1- 0		5- 1	
4- 0	0- 0		0- 0		HOME	0- 0		1- 0		3- 0	
2- 2	0- 0		0- 1		AWAY	0- 0		0- 0		2- 1	
0- 0	0- 0		0- 0		NEUTRAL	0- 0		0- 0		0- 0	
6- 2	0- 0		0- 1		NON-CONFERENCE	0- 0		1- 0		5- 1	
4- 0	0- 0		0- 0		HOME	0- 0		1- 0		3- 0	
2- 2	0- 0		0- 1		AWAY	0- 0		0- 0		2- 1	
0- 0	0- 0		0- 0		NEUTRAL	0- 0		0- 0		0- 0	
0- 0	0- 0		0- 0		CONFERENCE	0- 0		0- 0		0- 0	
0- 0	0- 0		0- 0		HOME	0- 0		0- 0		0- 0	
0- 0	0- 0		0- 0		AWAY	0- 0		0- 0		0- 0	
0- 0	0- 0		0- 0		NEUTRAL	0- 0		0- 0		0- 0	

RPI 1-25				RPI 26-50				RPI 51-100				RPI 101+				Team's RPI: 104
RPI	S	Opponent	Score	RPI	S	Opponent	Score	RPI	S	Opponent	Score	RPI	S	Opponent	Score	
				41	A	Maryland	63 87					128	H	Dayton	68 55	
												158	H	Winthrop	56 39	
												177	H	Georgetown	69 57	
												194	A	Hampton	65 72	
												216	H	George Washington	50 37	
												311	A	Liberty	74 53	
												333	A	Delaware St.	103 57	
-----																
LAST 12 Division I GAMES:																
				41	A	Maryland	63 87					177	H	Georgetown	69 57	
				128	H	Dayton	68 55					333	A	Delaware St.	103 57	
				311	A	Liberty	74 53					216	H	George Washington	50 37	
				158	H	Winthrop	56 39									
				194	A	Hampton	65 72									

Non-Div I Games:

James Madison

Average RPI Loss: 109

DIV. I ONLY	7- 1	33	1- 0	285	58	69	69	6	6
DIV. I NON-CONF.	7- 1	33	1- 0	285	58	69	69	6	6
TOTALS	RPI 1-25	RPI 26-50	W-L RECORDS	RPI 51-100	RPI 101-150	RPI 150+			
7- 1	0- 0	0- 0	OVERALL	1- 0	1- 1	5- 0			
6- 0	0- 0	0- 0	HOME	0- 0	1- 0	5- 0			
1- 1	0- 0	0- 0	AWAY	1- 0	0- 1	0- 0			
0- 0	0- 0	0- 0	NEUTRAL	0- 0	0- 0	0- 0			
7- 1	0- 0	0- 0	NON-CONFERENCE	1- 0	1- 1	5- 0			
6- 0	0- 0	0- 0	HOME	0- 0	1- 0	5- 0			
1- 1	0- 0	0- 0	AWAY	1- 0	0- 1	0- 0			
0- 0	0- 0	0- 0	NEUTRAL	0- 0	0- 0	0- 0			
0- 0	0- 0	0- 0	CONFERENCE	0- 0	0- 0	0- 0			
0- 0	0- 0	0- 0	HOME	0- 0	0- 0	0- 0			
0- 0	0- 0	0- 0	AWAY	0- 0	0- 0	0- 0			
0- 0	0- 0	0- 0	NEUTRAL	0- 0	0- 0	0- 0			

[illegible]

### Non-Div I Games:

Kansas

Average RPI	Win:	175	WON-LOST	WINNING	LAST 10	STRENGTH OF	OPP. STRENGTH	TEAM	ADJ.	CONF.	ADJ CONF.
Average RPI	Loss:	23	RECORD	PCT. RANK	GAMES	SCHEDULE	OF SCHEDULE	RPI	RPI	RPI	RPI
DIV. I ONLY		7- 3		87	0- 1	180	17	94	94	6	6
DIV. I NON-CONF.		7- 3		87	0- 1	180	17	94	94	6	6
<hr/>											
TOTALS	RPI 1-25		RPI 26-50		W-L RECORDS	RPI 51-100		RPI 101-150		RPI 150+	
7- 3	0- 2		1- 1		OVERALL	0- 0		1- 0		5- 0	
5- 0	0- 0		1- 0		HOME	0- 0		0- 0		4- 0	
1- 0	0- 0		0- 0		AWAY	0- 0		0- 0		1- 0	
1- 3	0- 2		0- 1		NEUTRAL	0- 0		1- 0		0- 0	
7- 3	0- 2		1- 1		NON-CONFERENCE	0- 0		1- 0		5- 0	
5- 0	0- 0		1- 0		HOME	0- 0		0- 0		4- 0	
1- 0	0- 0		0- 0		AWAY	0- 0		0- 0		1- 0	
1- 3	0- 2		0- 1		NEUTRAL	0- 0		1- 0		0- 0	
0- 0	0- 0		0- 0		CONFERENCE	0- 0		0- 0		0- 0	
0- 0	0- 0		0- 0		HOME	0- 0		0- 0		0- 0	
0- 0	0- 0		0- 0		AWAY	0- 0		0- 0		0- 0	
0- 0	0- 0		0- 0		NEUTRAL	0- 0		0- 0		0- 0	

RPI 1-25				RPI 26-50				RPI 51-100 Team's RPI: 94				RPI 101+			
RPI	S	Opponent	Score	RPI	S	Opponent	Score	RPI	S	Opponent	Score	RPI	S	Opponent	Score
10	N	Syracuse	61 70	35	N	DePaul	59 79					133	N	Princeton	80 61
24	N	Arizona St.	51 65	36	H	Lamar University	73 55					166	H	Vanderbilt	72 61
												169	H	UMKC	61 50
												181	A	Little Rock	53 47
												256	H	Omaha	61 46
												282	H	North Texas	60 42
<hr/>															
LAST 12 Division I GAMES:															
24	N	Arizona St.	51 65	181	A	Little Rock	53 47								
169	H	UMKC	61 50	36	H	Lamar University	73 55								
282	H	North Texas	60 42	166	H	Vanderbilt	72 61								
256	H	Omaha	61 46	133	N	Princeton	80 61								
				35	N	DePaul	59 79								
				10	N	Syracuse	61 70								

Non-Div I Games:

Kansas St.

Average RPI	Win: 217	WON-LOST RECORD	WINNING PCT. RANK	LAST 10 GAMES	STRENGTH OF SCHEDULE	OPP. STRENGTH OF SCHEDULE	TEAM RPI	ADJ. RPI	CONF. RPI	ADJ CONF. RPI
Average RPI	Loss: 135									
DIV. I ONLY		2- 8	283	0- 1	73	253	241	241	25	25
DIV. I NON-CONF.		2- 8	283	0- 1	73	253	241	241	25	25
-----										
TOTALS	RPI 1-25	RPI 26-50	W-L RECORDS		RPI 51-100	RPI 101-150	RPI 150+			
2- 8	0- 0	0- 1	OVERALL		0- 2	0- 2	2- 3			
2- 0	0- 0	0- 0	HOME		0- 0	0- 0	2- 0			
0- 5	0- 0	0- 0	AWAY		0- 1	0- 2	0- 2			
0- 3	0- 0	0- 1	NEUTRAL		0- 1	0- 0	0- 1			
2- 8	0- 0	0- 1	NON-CONFERENCE		0- 2	0- 2	2- 3			
2- 0	0- 0	0- 0	HOME		0- 0	0- 0	2- 0			
0- 5	0- 0	0- 0	AWAY		0- 1	0- 2	0- 2			
0- 3	0- 0	0- 1	NEUTRAL		0- 1	0- 0	0- 1			
0- 0	0- 0	0- 0	CONFERENCE		0- 0	0- 0	0- 0			
0- 0	0- 0	0- 0	HOME		0- 0	0- 0	0- 0			
0- 0	0- 0	0- 0	AWAY		0- 0	0- 0	0- 0			
0- 0	0- 0	0- 0	NEUTRAL		0- 0	0- 0	0- 0			

RPI 1-25				RPI 26-50				RPI 51-100				RPI 101+ Team's RPI: 241			
RPI	S	Opponent	Score	RPI	S	Opponent	Score	RPI	S	Opponent	Score	RPI	S	Opponent	Score
				27	N	Michigan St.	51 75	67	N	Idaho St.	49 60	102	A	Seton Hall	80 102
								70	A	Georgia Tech	35 60	144	A	Mercer	48 64
												191	H	Furman	74 63
												195	A	Georgia St.	73 79
												199	A	East Carolina	56 68
												242	H	Ga. Southern	78 59
												277	N	UMBC	53 57
-----															
LAST 12 Division I GAMES:															
				70	A	Georgia Tech	35 60	242	H	Ga. Southern	78 59				
				195	A	Georgia St.	73 79	27	N	Michigan St.	51 75				
				144	A	Mercer	48 64	67	N	Idaho St.	49 60				
				102	A	Seton Hall	80 102	199	A	East Carolina	56 68				
								191	H	Furman	74 63				
								277	N	UMBC	53 57				

Non-Div I Games: Middle Ga. St. 80 70

Kennesaw St.

Average RPI	Win:	245	WON-LOST	WINNING	LAST 10	STRENGTH OF	OPP. STRENGTH	TEAM	ADJ.	CONF.	ADJ CONF.
Average RPI	Loss:	53	RECORD	PCT. RANK	GAMES	SCHEDULE	OF SCHEDULE	RPI	RPI	RPI	RPI
DIV. I ONLY		4- 4	160	1- 0	198	37	161	161	10	10	
DIV. I NON-CONF.		4- 4	160	1- 0	198	37	161	161	10	10	
-----											
TOTALS	RPI 1-25		RPI 26-50		W-L RECORDS	RPI 51-100	RPI 101-150		RPI 150+		
4- 4	0- 1		0- 1		OVERALL	0- 1	0- 1		4- 0		
3- 1	0- 0		0- 0		HOME	0- 1	0- 0		3- 0		
1- 3	0- 1		0- 1		AWAY	0- 0	0- 1		1- 0		
0- 0	0- 0		0- 0		NEUTRAL	0- 0	0- 0		0- 0		
4- 4	0- 1		0- 1		NON-CONFERENCE	0- 1	0- 1		4- 0		
3- 1	0- 0		0- 0		HOME	0- 1	0- 0		3- 0		
1- 3	0- 1		0- 1		AWAY	0- 0	0- 1		1- 0		
0- 0	0- 0		0- 0		NEUTRAL	0- 0	0- 0		0- 0		
0- 0	0- 0		0- 0		CONFERENCE	0- 0	0- 0		0- 0		
0- 0	0- 0		0- 0		HOME	0- 0	0- 0		0- 0		
0- 0	0- 0		0- 0		AWAY	0- 0	0- 0		0- 0		
0- 0	0- 0		0- 0		NEUTRAL	0- 0	0- 0		0- 0		

RPI 1-25				RPI 26-50				RPI 51-100				RPI 101+ Team's RPI: 161			
RPI	S	Opponent	Score	RPI	S	Opponent	Score	RPI	S	Opponent	Score	RPI	S	Opponent	Score
3	A	NC State	61 78	39	A	North Carolina	60 73	59	H	Duquesne	72 77	111	A	Wright St.	55 61
												152	H	Youngstown St.	62 34
												222	H	Oakland	75 65
												298	A	Robert Morris	54 46
												309	H	Northern Ky.	62 61
-----															
LAST 12 Division I GAMES:															
298	A	Robert Morris	54 46	309	H	Northern Ky.	62 61	3	A	NC State	61 78				
111	A	Wright St.	55 61					39	A	North Carolina	60 73				
59	H	Duquesne	72 77												
152	H	Youngstown St.	62 34												
222	H	Oakland	75 65												

Non-Div I Games:

Kent St.

Average RPI	Win:	123	WON-LOST	WINNING	LAST 10	STRENGTH OF	OPP. STRENGTH	TEAM	ADJ.	CONF.	ADJ CONF.
Average RPI	Loss:	9	RECORD	PCT. RANK	GAMES	SCHEDULE	OF SCHEDULE	RPI	RPI	RPI	RPI
DIV. I ONLY		10- 1		18	1- 0	89	6	11	11	5	5
DIV. I NON-CONF.		10- 1		18	1- 0	89	6	11	11	5	5
-----											
TOTALS	RPI 1-25		RPI 26-50		W-L RECORDS	RPI 51-100		RPI 101-150		RPI 150+	
10- 1	0- 1		2- 0		OVERALL	3- 0		1- 0		4- 0	
7- 0	0- 0		0- 0		HOME	2- 0		1- 0		4- 0	
0- 1	0- 1		0- 0		AWAY	0- 0		0- 0		0- 0	
3- 0	0- 0		2- 0		NEUTRAL	1- 0		0- 0		0- 0	
10- 1	0- 1		2- 0		NON-CONFERENCE	3- 0		1- 0		4- 0	
7- 0	0- 0		0- 0		HOME	2- 0		1- 0		4- 0	
0- 1	0- 1		0- 0		AWAY	0- 0		0- 0		0- 0	
3- 0	0- 0		2- 0		NEUTRAL	1- 0		0- 0		0- 0	
0- 0	0- 0		0- 0		CONFERENCE	0- 0		0- 0		0- 0	
0- 0	0- 0		0- 0		HOME	0- 0		0- 0		0- 0	
0- 0	0- 0		0- 0		AWAY	0- 0		0- 0		0- 0	
0- 0	0- 0		0- 0		NEUTRAL	0- 0		0- 0		0- 0	

RPI	S	Opponent	Score	RPI	S	Opponent	Score	RPI	S	Opponent	Score	RPI	S	Opponent	Score
9	A	Louisville	75 80	28	N	UCLA	75 74	58	H	Middle Tenn.	72 55	149	H	Rhode Island	75 52
				39	N	North Carolina	85 75	78	H	Southern U.	91 41	159	H	Virginia	63 51
								86	N	South Fla.	85 63	176	H	Morehead St.	87 57
												225	H	High Point	71 49
												231	H	Alabama St.	87 35
-----															
LAST 12 Division I GAMES:															
176	H	Morehead St.	87 57	58	H	Middle Tenn.	72 55	9	A	Louisville	75 80				
39	N	North Carolina	85 75					149	H	Rhode Island	75 52				
28	N	UCLA	75 74					78	H	Southern U.	91 41				
86	N	South Fla.	85 63					231	H	Alabama St.	87 35				
225	H	High Point	71 49												
159	H	Virginia	63 51												

Non-Div I Games:

Kentucky

Average RPI Win:		0	WON-LOST		WINNING	LAST 10	STRENGTH OF		OPP. STRENGTH	TEAM	ADJ.	CONF.	ADJ CONF.
Average RPI Loss:		265	RECORD		PCT. RANK	GAMES	SCHEDULE		OF SCHEDULE	RPI	RPI	RPI	RPI
DIV. I ONLY			0- 9		330	0- 1	334		326	350	350	31	31
DIV. I NON-CONF.			0- 9		330	0- 1	334		326	350	350	31	31
-----													
TOTALS		RPI 1-25			RPI 26-50	W-L RECORDS		RPI 51-100	RPI 101-150		RPI 150+		
0- 9		0- 0			0- 0	OVERALL		0- 1	0- 1		0- 7		
0- 3		0- 0			0- 0	HOME		0- 0	0- 0		0- 3		
0- 5		0- 0			0- 0	AWAY		0- 1	0- 0		0- 4		
0- 1		0- 0			0- 0	NEUTRAL		0- 0	0- 1		0- 0		
0- 9		0- 0			0- 0	NON-CONFERENCE		0- 1	0- 1		0- 7		
0- 3		0- 0			0- 0	HOME		0- 0	0- 0		0- 3		
0- 5		0- 0			0- 0	AWAY		0- 1	0- 0		0- 4		
0- 1		0- 0			0- 0	NEUTRAL		0- 0	0- 1		0- 0		
0- 0		0- 0			0- 0	CONFERENCE		0- 0	0- 0		0- 0		
0- 0		0- 0			0- 0	HOME		0- 0	0- 0		0- 0		
0- 0		0- 0			0- 0	AWAY		0- 0	0- 0		0- 0		
0- 0		0- 0			0- 0	NEUTRAL		0- 0	0- 0		0- 0		

RPI 1-25				RPI 26-50				RPI 51-100				RPI 101+				Team's RPI: 350	
RPI	S	Opponent	Score	RPI	S	Opponent	Score	RPI	S	Opponent	Score	RPI	S	Opponent	Score		
								65	A	Michigan	38	83	145	N	UC Irvine	71	84
												265	A	Fairfield	43	71	
												281	A	Saint Peter's	59	86	
												305	H	Army West Point	42	57	
												318	H	UMass Lowell	64	69	
												325	H	NJIT	51	72	
												341	A	Manhattan	46	61	
												343	A	Grand Canyon	62	65	
-----																	
LAST 12 Division I GAMES:																	
145	N	UC Irvine	71	84	325	H	NJIT	51	72								
281	A	Saint Peter's	59	86	65	A	Michigan	38	83								
265	A	Fairfield	43	71	318	H	UMass Lowell	64	69								
305	H	Army West Point	42	57	343	A	Grand Canyon	62	65								
341	A	Manhattan	46	61													

Non-Div I Games:

LIU Brooklyn



Average RPI Win:	160	WON-LOST	WINNING	LAST 10	STRENGTH OF	OPP. STRENGTH	TEAM	ADJ.	CONF.	ADJ CONF.
Average RPI Loss:	56	RECORD	PCT. RANK	GAMES	SCHEDULE	OF SCHEDULE	RPI	RPI	RPI	RPI
DIV. I ONLY	5- 3	112	0- 1	68	86	89	89	5	5	
DIV. I NON-CONF.	5- 3	112	0- 1	68	86	89	89	5	5	
-----										
TOTALS	RPI 1-25	RPI 26-50	W-L RECORDS	RPI 51-100	RPI 101-150	RPI 150+				
5- 3	1- 0	0- 1	OVERALL	1- 2	0- 0	3- 0				
4- 2	0- 0	0- 1	HOME	1- 1	0- 0	3- 0				
1- 1	1- 0	0- 0	AWAY	0- 1	0- 0	0- 0				
0- 0	0- 0	0- 0	NEUTRAL	0- 0	0- 0	0- 0				
5- 3	1- 0	0- 1	NON-CONFERENCE	1- 2	0- 0	3- 0				
4- 2	0- 0	0- 1	HOME	1- 1	0- 0	3- 0				
1- 1	1- 0	0- 0	AWAY	0- 1	0- 0	0- 0				
0- 0	0- 0	0- 0	NEUTRAL	0- 0	0- 0	0- 0				
0- 0	0- 0	0- 0	CONFERENCE	0- 0	0- 0	0- 0				
0- 0	0- 0	0- 0	HOME	0- 0	0- 0	0- 0				
0- 0	0- 0	0- 0	AWAY	0- 0	0- 0	0- 0				
0- 0	0- 0	0- 0	NEUTRAL	0- 0	0- 0	0- 0				

RPI 1-25				RPI 26-50				RPI 51-100 Team's RPI: 89				RPI 101+			
RPI	S	Opponent	Score	RPI	S	Opponent	Score	RPI	S	Opponent	Score	RPI	S	Opponent	Score
21	A	Florida St.	58 45	37	H	Tulane	54 56	55	H	Northern Colo.	62 57	181	H	Little Rock	60 45
								61	A	Rutgers	43 57	214	H	Sam Houston St.	66 52
								69	H	Kansas	61 68	331	H	McNeese	86 36
-----															
LAST 12 Division I GAMES:															
61	A	Rutgers	43 57	331	H	McNeese	86 36	69	H	Kansas	61 68	181	H	Little Rock	60 45
214	H	Sam Houston St.	66 52	21	A	Florida St.	58 45	37	H	Tulane	54 56	55	H	Northern Colo.	62 57

Non-Div I Games:

LSU

Average RPI Win: **291**  
 Average RPI Loss: **147**

WON-LOST  
RECORD

WINNING  
PCT. RANK

LAST 10  
GAMES

STRENGTH OF  
SCHEDULE

OPP. STRENGTH  
OF SCHEDULE

TEAM  
RPI

ADJ.  
RPI

CONF.  
RPI

ADJ CONF.  
RPI

DIV. I ONLY	1- 9	326	0- 1	96	284	296	296	16	16
DIV. I NON-CONF.	1- 9	326	0- 1	96	284	296	296	16	16
<hr/>									
TOTALS	RPI 1-25	RPI 26-50	W-L RECORDS	RPI 51-100	RPI 101-150	RPI 150+			
1- 9	0- 0	0- 1	OVERALL	0- 1	0- 3	1- 4			
1- 3	0- 0	0- 0	HOME	0- 1	0- 1	1- 1			
0- 6	0- 0	0- 1	AWAY	0- 0	0- 2	0- 3			
0- 0	0- 0	0- 0	NEUTRAL	0- 0	0- 0	0- 0			
1- 9	0- 0	0- 1	NON-CONFERENCE	0- 1	0- 3	1- 4			
1- 3	0- 0	0- 0	HOME	0- 1	0- 1	1- 1			
0- 6	0- 0	0- 1	AWAY	0- 0	0- 2	0- 3			
0- 0	0- 0	0- 0	NEUTRAL	0- 0	0- 0	0- 0			
0- 0	0- 0	0- 0	CONFERENCE	0- 0	0- 0	0- 0			
0- 0	0- 0	0- 0	HOME	0- 0	0- 0	0- 0			
0- 0	0- 0	0- 0	AWAY	0- 0	0- 0	0- 0			
0- 0	0- 0	0- 0	NEUTRAL	0- 0	0- 0	0- 0			

RPI 1-25				RPI 26-50				RPI 51-100				RPI 101+ Team's RPI: 296			
RPI	S	Opponent	Score	RPI	S	Opponent	Score	RPI	S	Opponent	Score	RPI	S	Opponent	Score
				34	A	Villanova	68 81	83	H	St. John's (NY)	57 83	101	A	Oregon St.	46 100
												112	A	Penn	34 65
												142	H	Drexel	43 58
												151	A	Harvard	43 88
												198	A	Towson	68 92
												202	H	Howard	54 57
												291	H	Norfolk St.	62 52
												298	A	Robert Morris	39 67
<hr/>															
LAST 12 Division I GAMES:															
				83	H	St. John's (NY)	57 83	34	A	Villanova	68 81				
				291	H	Norfolk St.	62 52	198	A	Towson	68 92				
				112	A	Penn	34 65	151	A	Harvard	43 88				
				101	A	Oregon St.	46 100	298	A	Robert Morris	39 67				
				142	H	Drexel	43 58	202	H	Howard	54 57				

Non-Div I Games:

La Salle

Average RPI Win:	283	WON-LOST	WINNING	LAST 10	STRENGTH OF	OPP. STRENGTH	TEAM	ADJ.	CONF.	ADJ CONF.
Average RPI Loss:	181	RECORD	PCT. RANK	GAMES	SCHEDULE	OF SCHEDULE	RPI	RPI	RPI	RPI
DIV. I ONLY	4- 3	135	0- 1	341	167	272	272	19	19	
DIV. I NON-CONF.	4- 3	135	0- 1	341	167	272	272	19	19	
-----										
TOTALS	RPI 1-25	RPI 26-50	W-L RECORDS	RPI 51-100	RPI 101-150	RPI 150+				
4- 3	0- 0	0- 0	OVERALL	0- 0	0- 0	4- 3				
2- 1	0- 0	0- 0	HOME	0- 0	0- 0	2- 1				
2- 2	0- 0	0- 0	AWAY	0- 0	0- 0	2- 2				
0- 0	0- 0	0- 0	NEUTRAL	0- 0	0- 0	0- 0				
4- 3	0- 0	0- 0	NON-CONFERENCE	0- 0	0- 0	4- 3				
2- 1	0- 0	0- 0	HOME	0- 0	0- 0	2- 1				
2- 2	0- 0	0- 0	AWAY	0- 0	0- 0	2- 2				
0- 0	0- 0	0- 0	NEUTRAL	0- 0	0- 0	0- 0				
0- 0	0- 0	0- 0	CONFERENCE	0- 0	0- 0	0- 0				
0- 0	0- 0	0- 0	HOME	0- 0	0- 0	0- 0				
0- 0	0- 0	0- 0	AWAY	0- 0	0- 0	0- 0				
0- 0	0- 0	0- 0	NEUTRAL	0- 0	0- 0	0- 0				

RPI 1-25				RPI 26-50				RPI 51-100				RPI 101+ Team's RPI: 272			
RPI	S	Opponent	Score	RPI	S	Opponent	Score	RPI	S	Opponent	Score	RPI	S	Opponent	Score
												160	H	Ni chol l s St.	54 55
												178	A	Texas Tech	42 86
												205	A	New Orleans	57 44
												206	A	SMU	38 49
												259	H	Mi ssi ssi ppi Val .	72 65
												331	H	McNeese	69 60
												336	A	Northwestern St.	63 55
LAST 12 Division I GAMES:															
				259	H	Mi ssi ssi ppi Val .	72 65	160	H	Ni chol l s St.	54 55				
				336	A	Northwestern St.	63 55								
				205	A	New Orleans	57 44								
				331	H	McNeese	69 60								
				178	A	Texas Tech	42 86								
				206	A	SMU	38 49								

Non-Div I Games: LSU-Alexandria 93 62

La. -Monroe

Average RPI Win: 287

Average RPI Loss: 277

WON-LOST  
RECORDWINNING  
PCT. RANKLAST 10  
GAMESSTRENGTH OF  
SCHEDULEOPP. STRENGTH  
OF SCHEDULETEAM  
RPIADJ.  
RPICONF.  
RPIADJ CONF.  
RPIDIV. I ONLY  
DIV. I NON-CONF.5- 4  
5- 4140  
1400- 1  
0- 1351  
351214  
214321  
321321  
32122  
2222  
22

TOTALS

RPI 1-25

RPI 26-50

W-L RECORDS

RPI 51-100

RPI 101-150

RPI 150+

5- 4

0- 0

0- 0

OVERALL

0- 0

0- 0

5- 4

3- 1

0- 0

0- 0

HOME

0- 0

0- 0

3- 1

2- 2

0- 0

0- 0

AWAY

0- 0

0- 0

2- 2

0- 1

0- 0

0- 0

NEUTRAL

0- 0

0- 0

0- 1

5- 4

0- 0

0- 0

NON-CONFERENCE

0- 0

0- 0

5- 4

3- 1

0- 0

0- 0

HOME

0- 0

0- 0

3- 1

2- 2

0- 0

0- 0

AWAY

0- 0

0- 0

2- 2

0- 1

0- 0

0- 0

NEUTRAL

0- 0

0- 0

0- 1

0- 0

0- 0

0- 0

CONFERENCE

0- 0

0- 0

0- 0

0- 0

0- 0

0- 0

HOME

0- 0

0- 0

0- 0

0- 0

0- 0

0- 0

AWAY

0- 0

0- 0

0- 0

0- 0

0- 0

0- 0

NEUTRAL

0- 0

0- 0

0- 0

RPI 1-25

RPI 26-50

RPI 51-100

RPI 101+

Team's RPI: 321

RPI S Opponent Score

RPI S Opponent Score

RPI S Opponent Score

RPI S Opponent Score

189	H	Monmouth	73	69
211	N	Delaware	47	65
255	H	Binghamton	59	50
276	A	Fla. Atlantic	49	53
281	H	Saint Peter's	60	62
322	H	Albany (NY)	67	66
326	A	Wagner	66	43
341	A	Manhattan	49	60
342	A	Fairleigh Dickinson	63	57

LAST 12 Division I GAMES:

326	A	Wagner	66	43	211	N	Delaware	47	65
255	H	Binghamton	59	50	189	H	Monmouth	73	69
342	A	Fairleigh Dickinson	63	57	341	A	Manhattan	49	60
					322	H	Albany (NY)	67	66
					276	A	Fla. Atlantic	49	53
					281	H	Saint Peter's	60	62

Lafayette

Lafayette

Non-Div I Games:

Lafayette

Average RPI Win: 197 WON-LOST WINNING LAST 10 STRENGTH OF OPP. STRENGTH TEAM ADJ. CONF. ADJ CONF.  
Average RPI Loss: 67 RECORD PCT. RANK GAMES SCHEDULE OF SCHEDULE RPI RPI RPI RPI

DIV. I ONLY	2- 4	238	0- 0	5	316	36	36	24	24
DIV. I NON-CONF.	2- 4	238	0- 0	5	316	36	36	24	24
TOTALS	RPI 1-25	RPI 26-50	W-L RECORDS	RPI 51-100	RPI 101-150	RPI 150+			
2- 4	0- 1	1- 0	OVERALL	0- 3	0- 0	1- 0			
0- 0	0- 0	0- 0	HOME	0- 0	0- 0	0- 0			
2- 3	0- 1	1- 0	AWAY	0- 2	0- 0	1- 0			
0- 1	0- 0	0- 0	NEUTRAL	0- 1	0- 0	0- 0			
2- 4	0- 1	1- 0	NON-CONFERENCE	0- 3	0- 0	1- 0			
0- 0	0- 0	0- 0	HOME	0- 0	0- 0	0- 0			
2- 3	0- 1	1- 0	AWAY	0- 2	0- 0	1- 0			
0- 1	0- 0	0- 0	NEUTRAL	0- 1	0- 0	0- 0			
0- 0	0- 0	0- 0	CONFERENCE	0- 0	0- 0	0- 0			
0- 0	0- 0	0- 0	HOME	0- 0	0- 0	0- 0			
0- 0	0- 0	0- 0	AWAY	0- 0	0- 0	0- 0			
0- 0	0- 0	0- 0	NEUTRAL	0- 0	0- 0	0- 0			

RPI S Opponent Score	RPI S Opponent Score	Team's RPI: 36	RPI S Opponent Score	RPI S Opponent Score
18 A Mississippi St. 53 104	50 A Texas A&M 74 68		57 N Ohio 62 87	344 A Louisiana 79 77
			94 A Kansas St. 55 73	
			100 A Denver 110 117	
LAST 12 Division I GAMES:				
94 A Kansas St. 55 73	100 A Denver 110 117		18 A Mississippi St. 53 104	
50 A Texas A&M 74 68	344 A Louisiana 79 77			
57 N Ohio 62 87				

Non-Div I Games: LeTourneau 104 27 Louisiana Col. 94 43 McMurry 100 37

Average RPI Win: 241  
 Average RPI Loss: 54  
 WON-LOST RECORD  
 WINNING PCT. RANK  
 LAST 10 GAMES  
 STRENGTH OF SCHEDULE  
 OPP. STRENGTH OF SCHEDULE  
 TEAM RPI  
 ADJ. RPI  
 CONF. RPI  
 ADJ CONF. RPI

DIV. I ONLY	6- 2	67	0- 1	203	179	138	138	22	22
DIV. I NON-CONF.	6- 2	67	0- 1	203	179	138	138	22	22
TOTALS	RPI 1-25	RPI 26-50	W-L RECORDS	RPI 51-100	RPI 101-150	RPI 150+			
6- 2	0- 0	0- 1	OVERALL	0- 1	0- 0	6- 0			
4- 2	0- 0	0- 1	HOME	0- 1	0- 0	4- 0			
2- 0	0- 0	0- 0	AWAY	0- 0	0- 0	2- 0			
0- 0	0- 0	0- 0	NEUTRAL	0- 0	0- 0	0- 0			
6- 2	0- 0	0- 1	NON-CONFERENCE	0- 1	0- 0	6- 0			
4- 2	0- 0	0- 1	HOME	0- 1	0- 0	4- 0			
2- 0	0- 0	0- 0	AWAY	0- 0	0- 0	2- 0			
0- 0	0- 0	0- 0	NEUTRAL	0- 0	0- 0	0- 0			
0- 0	0- 0	0- 0	CONFERENCE	0- 0	0- 0	0- 0			
0- 0	0- 0	0- 0	HOME	0- 0	0- 0	0- 0			
0- 0	0- 0	0- 0	AWAY	0- 0	0- 0	0- 0			
0- 0	0- 0	0- 0	NEUTRAL	0- 0	0- 0	0- 0			

RPI 1-25	RPI 26-50	RPI 51-100	RPI 101+ Team's RPI: 138
RPI S Opponent Score	RPI S Opponent Score	RPI S Opponent Score	RPI S Opponent Score
	34 H Villanova 48 70	73 H Charlotte 60 62	189 H Monmouth 63 48
			210 H Sacred Heart 70 66
			248 A Central Conn. St. 88 62
			254 H Cornell 67 54
			255 A Binghamton 65 55
			291 H Norfolk St. 62 41
LAST 12 Division I GAMES:			
291 H Norfolk St. 62 41	73 H Charlotte 60 62	210 H Sacred Heart 70 66	
255 A Binghamton 65 55	254 H Cornell 67 54		
34 H Villanova 48 70			
189 H Monmouth 63 48			
248 A Central Conn. St. 88 62			

Non-Div I Games: Kutztown 73 39

Lehigh

Average RPI	Win: 281	WON-LOST	WINNING	LAST 10	STRENGTH OF	OPP. STRENGTH	TEAM	ADJ.	CONF.	ADJ CONF.
Average RPI	Loss: 172	RECORD	PCT. RANK	GAMES	SCHEDULE	OF SCHEDULE	RPI	RPI	RPI	RPI
DIV. I ONLY	2- 8	283	0- 1	269	236	311	311	25	25	
DIV. I NON-CONF.	2- 8	283	0- 1	269	236	311	311	25	25	
-----										
TOTALS	RPI 1-25	RPI 26-50	W-L RECORDS	RPI 51-100	RPI 101-150	RPI 150+				
2- 8	0- 0	0- 1	OVERALL	0- 1	0- 2	2- 4				
1- 2	0- 0	0- 1	HOME	0- 0	0- 1	1- 0				
1- 4	0- 0	0- 0	AWAY	0- 0	0- 1	1- 3				
0- 2	0- 0	0- 0	NEUTRAL	0- 1	0- 0	0- 1				
2- 8	0- 0	0- 1	NON-CONFERENCE	0- 1	0- 2	2- 4				
1- 2	0- 0	0- 1	HOME	0- 0	0- 1	1- 0				
1- 4	0- 0	0- 0	AWAY	0- 0	0- 1	1- 3				
0- 2	0- 0	0- 0	NEUTRAL	0- 1	0- 0	0- 1				
0- 0	0- 0	0- 0	CONFERENCE	0- 0	0- 0	0- 0				
0- 0	0- 0	0- 0	HOME	0- 0	0- 0	0- 0				
0- 0	0- 0	0- 0	AWAY	0- 0	0- 0	0- 0				
0- 0	0- 0	0- 0	NEUTRAL	0- 0	0- 0	0- 0				

RPI	S	Opponent	Score	RPI	S	Opponent	Score	RPI	S	Opponent	Score	RPI	S	Opponent	Score
				33	H	Virginia Tech	61 72	73	N	Charlotte	61 63	104	H	James Madison	53 74
												118	A	Chattanooga	60 75
												199	A	East Carolina	63 66
												223	A	Bethune-Cookman	76 81
												266	H	Saint Francis (PA)	82 53
												291	N	Norfolk St.	53 66
												295	A	ETSU	89 86
												335	A	UNC Greensboro	45 48
Team's RPI: 311															
-----															
LAST 12 Division I GAMES:															
291	N	Norfolk St.	53 66	335	A	UNC Greensboro	45 48	199	A	East Carolina	63 66	295	A	ETSU	89 86
266	H	Saint Francis (PA)	82 53	104	H	James Madison	53 74	73	N	Charlotte	61 63	118	A	Chattanooga	60 75
33	H	Virginia Tech	61 72												
223	A	Bethune-Cookman	76 81												

Non-Div I Games:

Liberty

Average RPI Win:	284	WON-LOST	WINNING	LAST 10	STRENGTH OF	OPP. STRENGTH	TEAM	ADJ.	CONF.	ADJ CONF.
Average RPI Loss:	183	RECORD	PCT. RANK	GAMES	SCHEDULE	OF SCHEDULE	RPI	RPI	RPI	RPI
DIV. I ONLY	2- 8	283	0- 1	304	223	328	328	25	25	
DIV. I NON-CONF.	2- 8	283	0- 1	304	223	328	328	25	25	
-----										
TOTALS	RPI 1-25	RPI 26-50	W-L RECORDS	RPI 51-100	RPI 101-150	RPI 150+				
2- 8	0- 0	0- 1	OVERALL	0- 2	0- 1	2- 4				
1- 3	0- 0	0- 0	HOME	0- 1	0- 0	1- 2				
1- 5	0- 0	0- 1	AWAY	0- 1	0- 1	1- 2				
0- 0	0- 0	0- 0	NEUTRAL	0- 0	0- 0	0- 0				
2- 8	0- 0	0- 1	NON-CONFERENCE	0- 2	0- 1	2- 4				
1- 3	0- 0	0- 0	HOME	0- 1	0- 0	1- 2				
1- 5	0- 0	0- 1	AWAY	0- 1	0- 1	1- 2				
0- 0	0- 0	0- 0	NEUTRAL	0- 0	0- 0	0- 0				
0- 0	0- 0	0- 0	CONFERENCE	0- 0	0- 0	0- 0				
0- 0	0- 0	0- 0	HOME	0- 0	0- 0	0- 0				
0- 0	0- 0	0- 0	AWAY	0- 0	0- 0	0- 0				
0- 0	0- 0	0- 0	NEUTRAL	0- 0	0- 0	0- 0				

RPI S Opponent	Score	RPI S Opponent	Score	RPI S Opponent	Score	RPI S Opponent	Score	Team's RPI: 328
		49 A Belmont	43 83	64 H UT Martin	53 62	146 A Cincinnati	55 71	
				95 A Clemson	26 68	180 H Jacksonville St.	46 58	
						264 A Alabama A&M	62 58	
						283 H Col. of Charleston	63 65	
						300 A Murray St.	61 97	
						304 H Tennessee St.	64 62	
						345 A Austin Peay	58 70	
LAST 12 Division I GAMES:								
283 H Col. of Charleston	63 65	345 A Austin Peay	58 70	146 A Cincinnati	55 71	300 A Murray St.	61 97	
64 H UT Martin	53 62	180 H Jacksonville St.	46 58	264 A Alabama A&M	62 58	95 A Clemson	26 68	
49 A Belmont	43 83							
304 H Tennessee St.	64 62							

Non-Div I Games:

Lipscomb



Average RPI	Win: 179	WON-LOST	WINNING	LAST 10	STRENGTH OF	OPP. STRENGTH	TEAM	ADJ.	CONF.	ADJ CONF.
Average RPI	Loss: 97	RECORD	PCT. RANK	GAMES	SCHEDULE	OF SCHEDULE	RPI	RPI	RPI	RPI
DIV. I ONLY	2- 6	268	0- 1	28	170	181	181	19	19	
DIV. I NON-CONF.	2- 6	268	0- 1	28	170	181	181	19	19	
-----										
TOTALS	RPI 1-25	RPI 26-50	W-L RECORDS	RPI 51-100	RPI 101-150	RPI 150+				
2- 6	0- 1	0- 1	OVERALL	1- 2	0- 1	1- 1				
1- 5	0- 1	0- 1	HOME	0- 1	0- 1	1- 1				
1- 1	0- 0	0- 0	AWAY	1- 1	0- 0	0- 0				
0- 0	0- 0	0- 0	NEUTRAL	0- 0	0- 0	0- 0				
2- 6	0- 1	0- 1	NON-CONFERENCE	1- 2	0- 1	1- 1				
1- 5	0- 1	0- 1	HOME	0- 1	0- 1	1- 1				
1- 1	0- 0	0- 0	AWAY	1- 1	0- 0	0- 0				
0- 0	0- 0	0- 0	NEUTRAL	0- 0	0- 0	0- 0				
0- 0	0- 0	0- 0	CONFERENCE	0- 0	0- 0	0- 0				
0- 0	0- 0	0- 0	HOME	0- 0	0- 0	0- 0				
0- 0	0- 0	0- 0	AWAY	0- 0	0- 0	0- 0				
0- 0	0- 0	0- 0	NEUTRAL	0- 0	0- 0	0- 0				

RPI 1-25				RPI 26-50				RPI 51-100				RPI 101+ Team's RPI: 181			
RPI	S	Opponent	Score	RPI	S	Opponent	Score	RPI	S	Opponent	Score	RPI	S	Opponent	Score
18	H	Mississippi St.	63 98	50	H	Texas A&M	40 61	82	A	Louisiana Tech	69 58	117	H	Rice	65 79
								89	A	LSU	45 60	215	H	Western Ky.	56 68
								94	H	Kansas St.	47 53	276	H	Fla. Atlantic	61 38
-----															
LAST 12 Division I GAMES:															
				94	H	Kansas St.	47 53	117	H	Rice	65 79				
				215	H	Western Ky.	56 68	276	H	Fla. Atlantic	61 38				
				18	H	Mississippi St.	63 98	82	A	Louisiana Tech	69 58				
				89	A	LSU	45 60								
				50	H	Texas A&M	40 61								

Non-Div I Games:

Little Rock

Average RPI Win: 266

Average RPI Loss: 116

WON-LOST  
RECORDWINNING  
PCT. RANKLAST 10  
GAMESSTRENGTH OF  
SCHEDULEOPP. STRENGTH  
OF SCHEDULETEAM  
RPIADJ.  
RPICONF.  
RPIADJ CONF.  
RPIDIV. I ONLY  
DIV. I NON-CONF.2- 10  
2- 10297  
2971- 0  
1- 090  
90227  
227275  
275275  
27521  
2121  
21

TOTALS

RPI 1-25

RPI 26-50

W-L RECORDS

RPI 51-100

RPI 101-150

RPI 150+

2- 10

0- 1

0- 0

OVERALL

0- 6

0- 0

2- 3

2- 6

0- 0

0- 0

HOME

0- 3

0- 0

2- 3

0- 4

0- 1

0- 0

AWAY

0- 3

0- 0

0- 0

0- 0

0- 0

0- 0

NEUTRAL

0- 0

0- 0

0- 0

2- 10

0- 1

0- 0

NON-CONFERENCE

0- 6

0- 0

2- 3

2- 6

0- 0

0- 0

HOME

0- 3

0- 0

2- 3

0- 4

0- 1

0- 0

AWAY

0- 3

0- 0

0- 0

0- 0

0- 0

0- 0

NEUTRAL

0- 0

0- 0

0- 0

0- 0

0- 0

0- 0

CONFERENCE

0- 0

0- 0

0- 0

0- 0

0- 0

0- 0

HOME

0- 0

0- 0

0- 0

0- 0

0- 0

0- 0

AWAY

0- 0

0- 0

0- 0

0- 0

0- 0

0- 0

NEUTRAL

0- 0

0- 0

0- 0

RPI 1-25

RPI 26-50

RPI 51-100

RPI 101+

Team's RPI: 275

RPI	S	Opponent	Score
6	A	Oregon	48 110

RPI	S	Opponent	Score
-----	---	----------	-------

RPI	S	Opponent	Score
51	H	Southern California	50 86
79	A	Loyola Marymount	62 71
81	H	Arizona	43 70
85	A	Montana St.	62 85
87	H	UNI	64 71
97	A	Utah	59 82

RPI	S	Opponent	Score
171	H	San Diego	56 60
188	H	Idaho	70 63
212	H	Nevada	67 76
287	H	California Baptist	83 85
343	H	Grand Canyon	57 50

LAST 12 Division I GAMES:

171	H	San Diego	56	60	343	H	Grand Canyon	57	50
6	A	Oregon	48	110	79	A	Loyola Marymount	62	71
85	A	Montana St.	62	85	81	H	Arizona	43	70
188	H	Idaho	70	63	97	A	Utah	59	82
87	H	UNI	64	71	51	H	Southern California	50	86
212	H	Nevada	67	76	287	H	California Baptist	83	85

Non-Div I Games:

Long Beach St.

Loss, 
 Non-Conf, 
 S Site, 
 H Home 
 A Away 
 N Neutral

Average RPI Win:	319	WON-LOST	WINNING	LAST 10	STRENGTH OF	OPP. STRENGTH	TEAM	ADJ.	CONF.	ADJ CONF.
Average RPI Loss:	228	RECORD	PCT. RANK	GAMES	SCHEDULE	OF SCHEDULE	RPI	RPI	RPI	RPI

DIV. I ONLY	1- 6	301	0- 1	346	268	349	349	29	29
DIV. I NON-CONF.	1- 6	301	0- 1	346	268	349	349	29	29
TOTALS	RPI 1-25	RPI 26-50	W-L RECORDS	RPI 51-100	RPI 101-150	RPI 150+			
1- 6	0- 0	0- 0	OVERALL	0- 1	0- 0	1- 5			
1- 4	0- 0	0- 0	HOME	0- 0	0- 0	1- 4			
0- 2	0- 0	0- 0	AWAY	0- 1	0- 0	0- 1			
0- 0	0- 0	0- 0	NEUTRAL	0- 0	0- 0	0- 0			
1- 6	0- 0	0- 0	NON-CONFERENCE	0- 1	0- 0	1- 5			
1- 4	0- 0	0- 0	HOME	0- 0	0- 0	1- 4			
0- 2	0- 0	0- 0	AWAY	0- 1	0- 0	0- 1			
0- 0	0- 0	0- 0	NEUTRAL	0- 0	0- 0	0- 0			
0- 0	0- 0	0- 0	CONFERENCE	0- 0	0- 0	0- 0			
0- 0	0- 0	0- 0	HOME	0- 0	0- 0	0- 0			
0- 0	0- 0	0- 0	AWAY	0- 0	0- 0	0- 0			
0- 0	0- 0	0- 0	NEUTRAL	0- 0	0- 0	0- 0			

RPI 1-25				RPI 26-50				RPI 51-100				RPI 101+ Team's RPI: 349					
RPI	S	Opponent	Score	RPI	S	Opponent	Score	RPI	S	Opponent	Score	RPI	S	Opponent	Score		
								72	A	VCU	55	84	175	H	Eastern Mich.	45	64
													239	H	Wofford	72	101
													266	H	Saint Francis (PA)	88	91
													291	A	Norfolk St.	42	74
													319	H	UMES	83	71
													326	H	Wagner	60	86
LAST 12 Division I GAMES:																	
				266	H	Saint Francis (PA)	88	91	175	H	Eastern Mich.	45	64				
				319	H	UMES	83	71	291	A	Norfolk St.	42	74				
				326	H	Wagner	60	86	239	H	Wofford	72	101				
				72	A	VCU	55	84									

Non-Div I Games:

Longwood

Average RPI Win:	334	WON-LOST	WINNING	LAST 10	STRENGTH OF	OPP. STRENGTH	TEAM	ADJ.	CONF.	ADJ CONF.
Average RPI Loss:	195	RECORD	PCT. RANK	GAMES	SCHEDULE	OF SCHEDULE	RPI	RPI	RPI	RPI
DIV. I ONLY	2- 6	268	0- 1	340	206	344	344	19	19	
DIV. I NON-CONF.	2- 6	268	0- 1	340	206	344	344	19	19	
-----										
TOTALS	RPI 1-25	RPI 26-50	W-L RECORDS	RPI 51-100	RPI 101-150	RPI 150+				
2- 6	0- 0	0- 2	OVERALL	0- 0	0- 0	2- 4				
1- 2	0- 0	0- 1	HOME	0- 0	0- 0	1- 1				
1- 3	0- 0	0- 1	AWAY	0- 0	0- 0	1- 2				
0- 1	0- 0	0- 0	NEUTRAL	0- 0	0- 0	0- 1				
2- 6	0- 0	0- 2	NON-CONFERENCE	0- 0	0- 0	2- 4				
1- 2	0- 0	0- 1	HOME	0- 0	0- 0	1- 1				
1- 3	0- 0	0- 1	AWAY	0- 0	0- 0	1- 2				
0- 1	0- 0	0- 0	NEUTRAL	0- 0	0- 0	0- 1				
0- 0	0- 0	0- 0	CONFERENCE	0- 0	0- 0	0- 0				
0- 0	0- 0	0- 0	HOME	0- 0	0- 0	0- 0				
0- 0	0- 0	0- 0	AWAY	0- 0	0- 0	0- 0				
0- 0	0- 0	0- 0	NEUTRAL	0- 0	0- 0	0- 0				

RPI	S	Opponent	Score	RPI	S	Opponent	Score	RPI	S	Opponent	Score	RPI	S	Opponent	Score
36	H	Lamar University	77 79	44	A	Auburn	59 71	214	H	Sam Houston St.	62 68	234	A	Ole Miss	57 79
								313	N	A&M-Corpus Christi	63 64	329	A	UTRGV	60 75
								331	A	McNeese	70 59	337	H	Jackson St.	68 61
-----															
Team's RPI: 344															
LAST 12 Division I GAMES:															
234	A	Ole Miss	57 79	329	A	UTRGV	60 75	313	N	A&M-Corpus Christi	63 64	44	A	Auburn	59 71
214	H	Sam Houston St.	62 68	337	H	Jackson St.	68 61	331	A	McNeese	70 59	36	H	Lamar University	77 79

Non-Div I Games: Dillard 69 72

Louisiana

Average RPI Win:	186	WON-LOST	WINNING	LAST 10	STRENGTH OF	OPP. STRENGTH	TEAM	ADJ.	CONF.	ADJ CONF.
Average RPI Loss:	150	RECORD	PCT. RANK	GAMES	SCHEDULE	OF SCHEDULE	RPI	RPI	RPI	RPI

DIV. I ONLY	6- 3	98	1- 0	144	124	82	82	18	18
DIV. I NON-CONF.	6- 3	98	1- 0	144	124	82	82	18	18
<hr/>									
TOTALS	RPI 1-25	RPI 26-50	W-L RECORDS	RPI 51-100	RPI 101-150	RPI 150+			
6- 3	0- 1	0- 0	OVERALL	0- 0	2- 0	4- 2			
3- 1	0- 0	0- 0	HOME	0- 0	1- 0	2- 1			
2- 2	0- 1	0- 0	AWAY	0- 0	0- 0	2- 1			
1- 0	0- 0	0- 0	NEUTRAL	0- 0	1- 0	0- 0			
6- 3	0- 1	0- 0	NON-CONFERENCE	0- 0	2- 0	4- 2			
3- 1	0- 0	0- 0	HOME	0- 0	1- 0	2- 1			
2- 2	0- 1	0- 0	AWAY	0- 0	0- 0	2- 1			
1- 0	0- 0	0- 0	NEUTRAL	0- 0	1- 0	0- 0			
0- 0	0- 0	0- 0	CONFERENCE	0- 0	0- 0	0- 0			
0- 0	0- 0	0- 0	HOME	0- 0	0- 0	0- 0			
0- 0	0- 0	0- 0	AWAY	0- 0	0- 0	0- 0			
0- 0	0- 0	0- 0	NEUTRAL	0- 0	0- 0	0- 0			

RPI 1-25				RPI 26-50				RPI 51-100 Team's RPI: 82				RPI 101+			
RPI	S	Opponent	Score	RPI	S	Opponent	Score	RPI	S	Opponent	Score	RPI	S	Opponent	Score
24	A	Arizona St.	44 80									116	H	Houston	100 88
												121	N	Alabama	79 62
												167	A	Arkansas St.	80 70
												181	H	Little Rock	58 69
												213	H	Southeastern La.	72 53
												234	H	Ole Miss	80 71
												246	A	Wichita St.	56 70
												267	A	Memphis	66 50
<hr/>															
LAST 12 Division I GAMES:															
				121	N	Alabama	79 62	267	A	Memphis	66 50				
				234	H	Ole Miss	80 71	116	H	Houston	100 88				
				213	H	Southeastern La.	72 53	181	H	Little Rock	58 69				
				24	A	Arizona St.	44 80								
				246	A	Wichita St.	56 70								
				167	A	Arkansas St.	80 70								

Non-Div I Games: LSU-Alexandria 112 70

Louisiana Tech

Average RPI Win: 138      WON-LOST      WINNING      LAST 10  
Average RPI Loss: 0      RECORD      PCT. RANK      GAMES      STRENGTH OF      OPP. STRENGTH      TEAM      ADJ.      CONF.      ADJ CONF.  
SCHEDULE      OF SCHEDULE      RPI      RPI      RPI      RPI

DIV. I ONLY	11- 0	1	1- 0	95	70	9	9	1	1
DIV. I NON-CONF.	11- 0	1	1- 0	95	70	9	9	1	1
-----									
TOTALS	RPI 1-25	RPI 26-50	W-L RECORDS	RPI 51-100	RPI 101-150	RPI 150+			
11- 0	2- 0	0- 0	OVERALL	2- 0	3- 0	4- 0			
6- 0	1- 0	0- 0	HOME	1- 0	1- 0	3- 0			
3- 0	0- 0	0- 0	AWAY	1- 0	1- 0	1- 0			
2- 0	1- 0	0- 0	NEUTRAL	0- 0	1- 0	0- 0			
11- 0	2- 0	0- 0	NON-CONFERENCE	2- 0	3- 0	4- 0			
6- 0	1- 0	0- 0	HOME	1- 0	1- 0	3- 0			
3- 0	0- 0	0- 0	AWAY	1- 0	1- 0	1- 0			
2- 0	1- 0	0- 0	NEUTRAL	0- 0	1- 0	0- 0			
0- 0	0- 0	0- 0	CONFERENCE	0- 0	0- 0	0- 0			
0- 0	0- 0	0- 0	HOME	0- 0	0- 0	0- 0			
0- 0	0- 0	0- 0	AWAY	0- 0	0- 0	0- 0			
0- 0	0- 0	0- 0	NEUTRAL	0- 0	0- 0	0- 0			

RPI S Opponent Score	RPI S Opponent Score	RPI S Opponent Score	RPI S Opponent Score
11 H Kentucky 80 75		64 H UT Martin 102 62	109 H Nebraska 85 68
24 N Arizona St. 58 56		90 A Boise St. 74 55	118 A Chattanooga 75 49
			123 N Hartford 86 69
			156 H Miami (OH) 95 73
			215 A Western Ky. 102 80
			304 H Tennessee St. 107 52
			309 H Northern Ky. 92 59
LAST 12 Division I GAMES:			
304 H Tennessee St. 107 52	309 H Northern Ky. 92 59	11 H Kentucky 80 75	
109 H Nebraska 85 68	11 H Kentucky 80 75	64 H UT Martin 102 62	
156 H Miami (OH) 95 73	64 H UT Martin 102 62	118 A Chattanooga 75 49	
123 N Hartford 86 69	118 A Chattanooga 75 49	215 A Western Ky. 102 80	
24 N Arizona St. 58 56	215 A Western Ky. 102 80		
90 A Boise St. 74 55			

Non-Div I Games:

Louisville

Average RPI Win: 285

Average RPI Loss: 141

WON-LOST  
RECORDWINNING  
PCT. RANKLAST 10  
GAMESSTRENGTH OF  
SCHEDULEOPP. STRENGTH  
OF SCHEDULETEAM  
RPIADJ.  
RPICONF.  
RPIADJ CONF.  
RPIDIV. I ONLY  
DIV. I NON-CONF.6- 4  
6- 4123  
1230- 1  
0- 1321  
321190  
190233  
233233  
23315  
1515  
15

TOTALS

RPI 1-25

RPI 26-50

W-L RECORDS

RPI 51-100

RPI 101-150

RPI 150+

6- 4

0- 0

0- 0

OVERALL

0- 1

0- 0

6- 3

4- 1

0- 0

0- 0

HOME

0- 0

0- 0

4- 1

2- 3

0- 0

0- 0

AWAY

0- 1

0- 0

2- 2

0- 0

0- 0

0- 0

NEUTRAL

0- 0

0- 0

0- 0

6- 4

0- 0

0- 0

NON-CONFERENCE

0- 1

0- 0

6- 3

4- 1

0- 0

0- 0

HOME

0- 0

0- 0

4- 1

2- 3

0- 0

0- 0

AWAY

0- 1

0- 0

2- 2

0- 0

0- 0

0- 0

NEUTRAL

0- 0

0- 0

0- 0

0- 0

0- 0

0- 0

CONFERENCE

0- 0

0- 0

0- 0

0- 0

0- 0

0- 0

HOME

0- 0

0- 0

0- 0

0- 0

0- 0

0- 0

AWAY

0- 0

0- 0

0- 0

0- 0

0- 0

0- 0

NEUTRAL

0- 0

0- 0

0- 0

RPI 1-25

RPI 26-50

RPI 51-100

RPI 101+

Team's RPI: 233

RPI S Opponent Score

RPI S Opponent Score

RPI S Opponent Score

RPI S Opponent Score

91 A Purdue 41 65

152 A Youngstown St. 63 74

153 A Bowling Green 74 88

169 H UMKC 74 88

219 H SIUE 56 43

236 A UIC 75 60

290 H Detroit Mercy 52 43

297 A Western Mi ch. 64 53

327 H Purdue Fort Wayne 81 67

340 H Chicago St. 76 40

LAST 12 Division I GAMES:

327 H Purdue Fort Wayne 81 67

340 H Chicago St. 76 40

153 A Bowling Green 74 88

236 A UIC 75 60

290 H Detroit Mercy 52 43

152 A Youngstown St. 63 74

169 H UMKC 74 88

91 A Purdue 41 65

219 H SIUE 56 43

297 A Western Mi ch. 64 53

L  
o  
y  
o  
l  
a  
C  
h  
i  
c  
a  
g  
oL  
o  
y  
o  
l  
a  
C  
h  
i  
c  
a  
g  
o

Non-Div I Games:

Loyol a Chi cago

Average RPI Win:	0	WON-LOST	WINNING	LAST 10	STRENGTH OF	OPP. STRENGTH	TEAM	ADJ.	CONF.	ADJ CONF.
Average RPI Loss:	184	RECORD	PCT. RANK	GAMES	SCHEDULE	OF SCHEDULE	RPI	RPI	RPI	RPI
DIV. I ONLY	0- 10	330	0- 1	109	318	320	320	22	22	
DIV. I NON-CONF.	0- 10	330	0- 1	109	318	320	320	22	22	
-----										
TOTALS	RPI 1-25	RPI 26-50	W-L RECORDS	RPI 51-100	RPI 101-150	RPI 150+				
0- 10	0- 0	0- 1	OVERALL	0- 0	0- 2	0- 7				
0- 3	0- 0	0- 0	HOME	0- 0	0- 1	0- 2				
0- 6	0- 0	0- 1	AWAY	0- 0	0- 0	0- 5				
0- 1	0- 0	0- 0	NEUTRAL	0- 0	0- 1	0- 0				
0- 10	0- 0	0- 1	NON-CONFERENCE	0- 0	0- 2	0- 7				
0- 3	0- 0	0- 0	HOME	0- 0	0- 1	0- 2				
0- 6	0- 0	0- 1	AWAY	0- 0	0- 0	0- 5				
0- 1	0- 0	0- 0	NEUTRAL	0- 0	0- 1	0- 0				
0- 0	0- 0	0- 0	CONFERENCE	0- 0	0- 0	0- 0				
0- 0	0- 0	0- 0	HOME	0- 0	0- 0	0- 0				
0- 0	0- 0	0- 0	AWAY	0- 0	0- 0	0- 0				
0- 0	0- 0	0- 0	NEUTRAL	0- 0	0- 0	0- 0				

RPI 1-25				RPI 26-50				RPI 51-100				RPI 101+ Team's RPI: 320			
RPI	S	Opponent	Score	RPI	S	Opponent	Score	RPI	S	Opponent	Score	RPI	S	Opponent	Score
				41	A	Maryland	48 83					122	N	Boston College	47 73
												132	H	Mt. St. Mary's	67 77
												155	A	George Mason	38 70
												170	H	William & Mary	49 65
												177	A	Georgetown	30 45
												198	A	Towson	57 62
												250	A	Dartmouth	41 54
												288	H	St. Francis Brooklyn	70 75
												302	A	Saint Joseph's	46 49
-----															
LAST 12 Division I GAMES:															
				170	H	William & Mary	49 65	302	A	Saint Joseph's	46 49				
				177	A	Georgetown	30 45	41	A	Maryland	48 83				
				250	A	Dartmouth	41 54	288	H	St. Francis Brooklyn	70 75				
				155	A	George Mason	38 70	198	A	Towson	57 62				
								132	H	Mt. St. Mary's	67 77				
								122	N	Boston College	47 73				

Non-Div I Games:

Loyola Maryland



Average RPI	Win:	169	WON-LOST	WINNING	LAST 10	STRENGTH OF	OPP. STRENGTH	TEAM	ADJ.	CONF.	ADJ CONF.
Average RPI	Loss:	120	RECORD	PCT. RANK	GAMES	SCHEDULE	OF SCHEDULE	RPI	RPI	RPI	RPI
DIV. I ONLY		7- 2		57	1- 0	223	59	79	79	7	7
DIV. I NON-CONF.		7- 2		57	1- 0	223	59	79	79	7	7
-----											
TOTALS	RPI 1-25		RPI 26-50		W-L RECORDS	RPI 51-100		RPI 101-150		RPI 150+	
7- 2	0- 0		1- 0		OVERALL	2- 1		1- 1		3- 0	
4- 1	0- 0		1- 0		HOME	1- 0		0- 1		2- 0	
3- 1	0- 0		0- 0		AWAY	1- 1		1- 0		1- 0	
0- 0	0- 0		0- 0		NEUTRAL	0- 0		0- 0		0- 0	
7- 2	0- 0		1- 0		NON-CONFERENCE	2- 1		1- 1		3- 0	
4- 1	0- 0		1- 0		HOME	1- 0		0- 1		2- 0	
3- 1	0- 0		0- 0		AWAY	1- 1		1- 0		1- 0	
0- 0	0- 0		0- 0		NEUTRAL	0- 0		0- 0		0- 0	
0- 0	0- 0		0- 0		CONFERENCE	0- 0		0- 0		0- 0	
0- 0	0- 0		0- 0		HOME	0- 0		0- 0		0- 0	
0- 0	0- 0		0- 0		AWAY	0- 0		0- 0		0- 0	
0- 0	0- 0		0- 0		NEUTRAL	0- 0		0- 0		0- 0	

RPI 1-25				RPI 26-50				RPI 51-100				RPI 101+			
RPI	S	Opponent	Score	RPI	S	Opponent	Score	RPI	S	Opponent	Score	RPI	S	Opponent	Score
				28	H	UCLA	69 63	81	A	Arizona	66 64	129	A	CSUN	72 53
								98	H	UC Davis	60 53	139	H	Northern Ariz.	62 63
								100	A	Denver	75 104	273	A	UC Santa Barbara	70 57
												275	H	Long Beach St.	71 62
												298	H	Robert Morris	61 53
-----															
LAST 12 Division I GAMES:															
				298	H	Robert Morris	61 53	129	A	CSUN	72 53				
				275	H	Long Beach St.	71 62	100	A	Denver	75 104				
				28	H	UCLA	69 63	98	H	UC Davis	60 53				
								139	H	Northern Ariz.	62 63				
								273	A	UC Santa Barbara	70 57				
								81	A	Arizona	66 64				

Non-Div I Games:

Loyola Marymount

Average RPI Win: **176**  
 Average RPI Loss: **26**

WON-LOST  
RECORD

WINNING  
PCT. RANK

LAST 10  
GAMES

STRENGTH OF  
SCHEDULE

OPP. STRENGTH  
OF SCHEDULE

TEAM  
RPI

ADJ.  
RPI

CONF.  
RPI

ADJ CONF.  
RPI

DIV. I ONLY	7- 3	87	0- 1	86	101	40	40	23	23
DIV. I NON-CONF.	7- 3	87	0- 1	86	101	40	40	23	23
TOTALS	RPI 1-25	RPI 26-50	W-L RECORDS	RPI 51-100	RPI 101-150	RPI 150+			
7- 3	0- 1	1- 2	OVERALL	1- 0	1- 0	4- 0			
2- 1	0- 0	0- 1	HOME	1- 0	0- 0	1- 0			
3- 2	0- 1	1- 1	AWAY	0- 0	0- 0	2- 0			
2- 0	0- 0	0- 0	NEUTRAL	0- 0	1- 0	1- 0			
7- 3	0- 1	1- 2	NON-CONFERENCE	1- 0	1- 0	4- 0			
2- 1	0- 0	0- 1	HOME	1- 0	0- 0	1- 0			
3- 2	0- 1	1- 1	AWAY	0- 0	0- 0	2- 0			
2- 0	0- 0	0- 0	NEUTRAL	0- 0	1- 0	1- 0			
0- 0	0- 0	0- 0	CONFERENCE	0- 0	0- 0	0- 0			
0- 0	0- 0	0- 0	HOME	0- 0	0- 0	0- 0			
0- 0	0- 0	0- 0	AWAY	0- 0	0- 0	0- 0			
0- 0	0- 0	0- 0	NEUTRAL	0- 0	0- 0	0- 0			

RPI	S	Opponent	Score	RPI	S	Opponent	Score	RPI	S	Opponent	Score	RPI	S	Opponent	Score
3	A	NC State	46 84	31	A	Green Bay	39 70	77	H	Toledo	73 59	112	N	Penn	47 46
				39	A	North Carolina	85 73					151	A	Harvard	67 60
				45	H	Duke	63 66					243	H	Brown	102 96
												285	A	Bryant	74 57
												324	N	N. C. A&T	58 52
LAST 12 Division I GAMES:															
3	A	NC State	46 84	324	N	N. C. A&T	58 52	31	A	Green Bay	39 70				
243	H	Brown	102 96	45	H	Duke	63 66								
151	A	Harvard	67 60	285	A	Bryant	74 57	77	H	Toledo	73 59				
39	A	North Carolina	85 73												
112	N	Penn	47 46												

Non-Div I Games:

Maine

Average RPI Win:	336	WON-LOST	WINNING	LAST 10	STRENGTH OF	OPP. STRENGTH	TEAM	ADJ.	CONF.	ADJ CONF.
Average RPI Loss:	203	RECORD	PCT. RANK	GAMES	SCHEDULE	OF SCHEDULE	RPI	RPI	RPI	RPI
DIV. I ONLY	2- 8	283	0- 1	253	341	341	341	27	27	
DIV. I NON-CONF.	2- 8	283	0- 1	253	341	341	341	27	27	
-----										
TOTALS	RPI 1-25	RPI 26-50	W-L RECORDS	RPI 51-100	RPI 101-150	RPI 150+				
2- 8	0- 0	0- 0	OVERALL	0- 0	0- 3	2- 5				
2- 5	0- 0	0- 0	HOME	0- 0	0- 3	2- 2				
0- 3	0- 0	0- 0	AWAY	0- 0	0- 0	0- 3				
0- 0	0- 0	0- 0	NEUTRAL	0- 0	0- 0	0- 0				
2- 8	0- 0	0- 0	NON-CONFERENCE	0- 0	0- 3	2- 5				
2- 5	0- 0	0- 0	HOME	0- 0	0- 3	2- 2				
0- 3	0- 0	0- 0	AWAY	0- 0	0- 0	0- 3				
0- 0	0- 0	0- 0	NEUTRAL	0- 0	0- 0	0- 0				
0- 0	0- 0	0- 0	CONFERENCE	0- 0	0- 0	0- 0				
0- 0	0- 0	0- 0	HOME	0- 0	0- 0	0- 0				
0- 0	0- 0	0- 0	AWAY	0- 0	0- 0	0- 0				
0- 0	0- 0	0- 0	NEUTRAL	0- 0	0- 0	0- 0				

RPI 1-25				RPI 26-50				RPI 51-100				RPI 101+ Team's RPI: 341			
RPI	S	Opponent	Score	RPI	S	Opponent	Score	RPI	S	Opponent	Score	RPI	S	Opponent	Score
												108	H	Stony Brook	48 79
												111	H	Wright St.	44 60
												142	H	Drexel	39 53
												154	A	Fordham	61 65
												210	H	Sacred Heart	46 74
												288	A	St. Francis Brooklyn	65 73
												290	H	Detroit Mercy	56 58
												321	H	Lafayette	60 49
												322	A	Albany (NY)	54 60
												350	H	LIU Brooklyn	61 46
LAST 12 Division I GAMES:															
				111	H	Wright St.	44 60	210	H	Sacred Heart	46 74				
				142	H	Drexel	39 53	322	A	Albany (NY)	54 60				
				321	H	Lafayette	60 49	288	A	St. Francis Brooklyn	65 73				
				154	A	Fordham	61 65	350	H	LIU Brooklyn	61 46				
				290	H	Detroit Mercy	56 58								
				108	H	Stony Brook	48 79								

Non-Div I Games:

Manhattan

Average RPI Win: 231

Average RPI Loss: 96

WON-LOST  
RECORDWINNING  
PCT. RANKLAST 10  
GAMESSTRENGTH OF  
SCHEDULEOPP. STRENGTH  
OF SCHEDULETEAM  
RPIADJ.  
RPICONF.  
RPIADJ CONF.  
RPIDIV. I ONLY  
DIV. I NON-CONF.7- 3  
7- 387  
870- 1  
0- 1287  
287129  
129136  
136136  
13627  
2727  
27

TOTALS

RPI 1-25

RPI 26-50

W-L RECORDS

RPI 51-100

RPI 101-150

RPI 150+

7- 3

0- 0

0- 1

OVERALL

0- 0

0- 2

7- 0

2- 0

0- 0

0- 0

HOME

0- 0

0- 0

2- 0

3- 2

0- 0

0- 1

AWAY

0- 0

0- 1

3- 0

2- 1

0- 0

0- 0

NEUTRAL

0- 0

0- 1

2- 0

7- 3

0- 0

0- 1

NON-CONFERENCE

0- 0

0- 2

7- 0

2- 0

0- 0

0- 0

HOME

0- 0

0- 0

2- 0

3- 2

0- 0

0- 1

AWAY

0- 0

0- 1

3- 0

2- 1

0- 0

0- 0

NEUTRAL

0- 0

0- 1

2- 0

0- 0

0- 0

0- 0

CONFERENCE

0- 0

0- 0

0- 0

0- 0

0- 0

0- 0

HOME

0- 0

0- 0

0- 0

0- 0

0- 0

0- 0

AWAY

0- 0

0- 0

0- 0

0- 0

0- 0

0- 0

NEUTRAL

0- 0

0- 0

0- 0

RPI 1-25

RPI 26-50

RPI 51-100

RPI 101+

Team's RPI: 136

RPI S Opponent Score

RPI S Opponent Score

RPI S Opponent Score

RPI S Opponent Score

45 A Duke 56 64

111 N Wright St. 60 76

133 A Princeton 57 60

187 H Boston U. 68 57

197 A El on 61 57

202 A Navy 72 48

227 H Temple 74 68

230 N Stetson 76 69

253 N Hofstra 71 57

322 A Albany (NY) 74 56

LAST 12 Division I GAMES:

197 A El on 61 57

133 A Princeton 57 60

111 N Wright St. 60 76

322 A Albany (NY) 74 56

253 N Hofstra 71 57

45 A Duke 56 64

230 N Stetson 76 69

202 A Navy 72 48

227 H Temple 74 68

187 H Boston U. 68 57

M  
a  
r  
i  
s  
tM  
a  
r  
i  
s  
t

Non-Div I Games:

Marist

Average RPI Win: 96		WON-LOST	WINNING	LAST 10	STRENGTH OF		OPP. STRENGTH	TEAM	ADJ.	CONF.	ADJ CONF.
Average RPI Loss: 22		RECORD	PCT. RANK	GAMES	SCHEDULE		OF SCHEDULE	RPI	RPI	RPI	RPI
DIV. I ONLY		8- 2	43	1- 0	20		51	7	7	4	4
DIV. I NON-CONF.		8- 2	43	1- 0	20		51	7	7	4	4
-----											
TOTALS		RPI 1-25		RPI 26-50	W-L RECORDS		RPI 51-100	RPI 101-150		RPI 150+	
8- 2		0- 2		2- 0	OVERALL		4- 0	0- 0		2- 0	
6- 0		0- 0		2- 0	HOME		3- 0	0- 0		1- 0	
2- 2		0- 2		0- 0	AWAY		1- 0	0- 0		1- 0	
0- 0		0- 0		0- 0	NEUTRAL		0- 0	0- 0		0- 0	
8- 2		0- 2		2- 0	NON-CONFERENCE		4- 0	0- 0		2- 0	
6- 0		0- 0		2- 0	HOME		3- 0	0- 0		1- 0	
2- 2		0- 2		0- 0	AWAY		1- 0	0- 0		1- 0	
0- 0		0- 0		0- 0	NEUTRAL		0- 0	0- 0		0- 0	
0- 0		0- 0		0- 0	CONFERENCE		0- 0	0- 0		0- 0	
0- 0		0- 0		0- 0	HOME		0- 0	0- 0		0- 0	
0- 0		0- 0		0- 0	AWAY		0- 0	0- 0		0- 0	
0- 0		0- 0		0- 0	NEUTRAL		0- 0	0- 0		0- 0	

RPI	S	Opponent	Score	RPI	S	Opponent	Score	RPI	S	Opponent	Score	RPI	S	Opponent	Score
18	A	Mississippi St.	82 87	30	H	South Dakota St.	91 52	60	A	Northwestern	76 57	174	A	Milwaukee	83 74
25	A	Miami (FL)	55 63	31	H	Green Bay	80 54	65	H	Michigan	85 74	236	H	UIC	96 32
								85	H	Montana St.	100 52				
								87	H	UNI	102 61				
LAST 12 Division I GAMES:															
				65	H	Michigan	85 74	87	H	UNI	102 61				
				174	A	Milwaukee	83 74	25	A	Miami (FL)	55 63				
				236	H	UIC	96 32	31	H	Green Bay	80 54				
				85	H	Montana St.	100 52	60	A	Northwestern	76 57				
				30	H	South Dakota St.	91 52	18	A	Mississippi St.	82 87				

Non-Div I Games:

Marquette

M  
a  
r  
s  
h  
a  
l  
l

M  
a  
r  
s  
h  
a  
l  
l

Non-Div I Games:	Bluefield St.	82	29
------------------	---------------	----	----

Average RPI Win:	191	WON-LOST	WINNING	LAST 10	STRENGTH OF	OPP. STRENGTH	TEAM	ADJ.	CONF.	ADJ CONF.
Average RPI Loss:	0	RECORD	PCT. RANK	GAMES	SCHEDULE	OF SCHEDULE	RPI	RPI	RPI	RPI
DIV. I ONLY	10- 0	1	1- 0	276	83	41	41	3	3	
DIV. I NON-CONF.	10- 0	1	1- 0	276	83	41	41	3	3	
-----										
TOTALS	RPI 1-25	RPI 26-50	W-L RECORDS	RPI 51-100	RPI 101-150	RPI 150+				
10- 0	0- 0	0- 0	OVERALL	2- 0	3- 0	5- 0				
6- 0	0- 0	0- 0	HOME	1- 0	2- 0	3- 0				
2- 0	0- 0	0- 0	AWAY	1- 0	0- 0	1- 0				
2- 0	0- 0	0- 0	NEUTRAL	0- 0	1- 0	1- 0				
10- 0	0- 0	0- 0	NON-CONFERENCE	2- 0	3- 0	5- 0				
6- 0	0- 0	0- 0	HOME	1- 0	2- 0	3- 0				
2- 0	0- 0	0- 0	AWAY	1- 0	0- 0	1- 0				
2- 0	0- 0	0- 0	NEUTRAL	0- 0	1- 0	1- 0				
0- 0	0- 0	0- 0	CONFERENCE	0- 0	0- 0	0- 0				
0- 0	0- 0	0- 0	HOME	0- 0	0- 0	0- 0				
0- 0	0- 0	0- 0	AWAY	0- 0	0- 0	0- 0				
0- 0	0- 0	0- 0	NEUTRAL	0- 0	0- 0	0- 0				

RPI 1-25				RPI 26-50				Team's RPI: 41				RPI 51-100				RPI 101+			
RPI	S	Opponent	Score	RPI	S	Opponent	Score					RPI	S	Opponent	Score	RPI	S	Opponent	Score
												62	A	South Carolina	85 61	104	H	James Madison	87 63
												70	H	Georgia Tech	67 54	128	H	Dayton	82 71
																134	N	Georgia	58 51
																216	A	George Washington	69 30
																258	H	Coppin St.	93 36
																277	H	UMBC	92 61
																320	H	Loyola Maryland	83 48
																338	N	Morgan St.	68 44
LAST 12 Division I GAMES:																			
320	H	Loyola Maryland	83 48	134	N	Georgia	58 51												
104	H	James Madison	87 63	338	N	Morgan St.	68 44												
277	H	UMBC	92 61	62	A	South Carolina	85 61												
70	H	Georgia Tech	67 54	216	A	George Washington	69 30												
				128	H	Dayton	82 71												
				258	H	Coppin St.	93 36												

Non-Div I Games:

Maryland

Average RPI Win:	254	WON-LOST	WINNING	LAST 10	STRENGTH OF	OPP. STRENGTH	TEAM	ADJ.	CONF.	ADJ CONF.
Average RPI Loss:	144	RECORD	PCT. RANK	GAMES	SCHEDULE	OF SCHEDULE	RPI	RPI	RPI	RPI
DIV. I ONLY	7- 5	132	0- 1	233	261	201	201	16	16	
DIV. I NON-CONF.	7- 5	132	0- 1	233	261	201	201	16	16	
-----										
TOTALS	RPI 1-25	RPI 26-50	W-L RECORDS	RPI 51-100	RPI 101-150	RPI 150+				
7- 5	0- 0	0- 2	OVERALL	0- 0	0- 0	7- 3				
5- 1	0- 0	0- 0	HOME	0- 0	0- 0	5- 1				
1- 3	0- 0	0- 1	AWAY	0- 0	0- 0	1- 2				
1- 1	0- 0	0- 1	NEUTRAL	0- 0	0- 0	1- 0				
7- 5	0- 0	0- 2	NON-CONFERENCE	0- 0	0- 0	7- 3				
5- 1	0- 0	0- 0	HOME	0- 0	0- 0	5- 1				
1- 3	0- 0	0- 1	AWAY	0- 0	0- 0	1- 2				
1- 1	0- 0	0- 1	NEUTRAL	0- 0	0- 0	1- 0				
0- 0	0- 0	0- 0	CONFERENCE	0- 0	0- 0	0- 0				
0- 0	0- 0	0- 0	HOME	0- 0	0- 0	0- 0				
0- 0	0- 0	0- 0	AWAY	0- 0	0- 0	0- 0				
0- 0	0- 0	0- 0	NEUTRAL	0- 0	0- 0	0- 0				

RPI	S	Opponent	Score	RPI	S	Opponent	Score	RPI	S	Opponent	Score	RPI	S	Opponent	Score
29	A	Northeastern	52 53	48	N	Bucknell	58 77					184	H	North Dakota	52 59
												187	H	Boston U.	66 55
												198	A	Towson	53 78
												210	H	Sacred Heart	78 61
												243	A	Brown	90 61
												248	H	Central Conn. St.	74 59
												261	A	Siena	59 64
												265	N	Fairfield	59 49
												294	H	Incarnate Word	71 59
												329	H	UTRGV	74 70
LAST 12 Division I GAMES:															
261	A	Siena	59 64	243	A	Brown	90 61								
187	H	Boston U.	66 55	48	N	Bucknell	58 77								
294	H	Incarnate Word	71 59	329	H	UTRGV	74 70								
29	A	Northeastern	52 53	248	H	Central Conn. St.	74 59								
184	H	North Dakota	52 59	198	A	Towson	53 78								
265	N	Fairfield	59 49	210	H	Sacred Heart	78 61								

Non-Div I Games:

Massachusetts



Average RPI Win:	0	WON-LOST	WINNING	LAST 10	STRENGTH OF	OPP. STRENGTH	TEAM	ADJ.	CONF.	ADJ CONF.
Average RPI Loss:	185	RECORD	PCT. RANK	GAMES	SCHEDULE	OF SCHEDULE	RPI	RPI	RPI	RPI
DIV. I ONLY	0- 7	330	0- 1	146	320	331	331	24	24	
DIV. I NON-CONF.	0- 7	330	0- 1	146	320	331	331	24	24	
-----										
TOTALS	RPI 1-25	RPI 26-50	W-L RECORDS	RPI 51-100	RPI 101-150	RPI 150+				
0- 7	0- 0	0- 0	OVERALL	0- 2	0- 1	0- 4				
0- 1	0- 0	0- 0	HOME	0- 0	0- 0	0- 1				
0- 6	0- 0	0- 0	AWAY	0- 2	0- 1	0- 3				
0- 0	0- 0	0- 0	NEUTRAL	0- 0	0- 0	0- 0				
0- 7	0- 0	0- 0	NON-CONFERENCE	0- 2	0- 1	0- 4				
0- 1	0- 0	0- 0	HOME	0- 0	0- 0	0- 1				
0- 6	0- 0	0- 0	AWAY	0- 2	0- 1	0- 3				
0- 0	0- 0	0- 0	NEUTRAL	0- 0	0- 0	0- 0				
0- 0	0- 0	0- 0	CONFERENCE	0- 0	0- 0	0- 0				
0- 0	0- 0	0- 0	HOME	0- 0	0- 0	0- 0				
0- 0	0- 0	0- 0	AWAY	0- 0	0- 0	0- 0				
0- 0	0- 0	0- 0	NEUTRAL	0- 0	0- 0	0- 0				

RPI 1-25				RPI 26-50				RPI 51-100				RPI 101+ Team's RPI : 331							
RPI	S	Opponent	Score	RPI	S	Opponent	Score	RPI	S	Opponent	Score	RPI	S	Opponent	Score				
								54	A	Texas	40	96	117	A	Ri ce	65	93		
								89	A	LSU	36	86	173	A	UAB	48	91		
													245	A	Grambl i ng	51	75		
													272	A	La. -Monroe	60	69		
													344	H	Loui si ana	59	70		
-----																			
LAST 12 Divi si on I GAMES:																			
				89	A	LSU	36	86	245	A	Grambl i ng	51	75						
				173	A	UAB	48	91											
				117	A	Ri ce	65	93											
				272	A	La. -Monroe	60	69											
				54	A	Texas	40	96											
				344	H	Loui si ana	59	70											

Non-Div I Games: LSU-Alexandria 60 68

McNeese

Average RPI Win: 247

Average RPI Loss: 145

WON-LOST  
RECORDWINNING  
PCT. RANKLAST 10  
GAMESSTRENGTH OF  
SCHEDULEOPP. STRENGTH  
OF SCHEDULETEAM  
RPIADJ.  
RPICONF.  
RPIADJ CONF.  
RPIDIV. I ONLY  
DIV. I NON-CONF.3- 6  
3- 6238  
2381- 0  
1- 0188  
188252  
252267  
267267  
2678  
88  
8

TOTALS

RPI 1-25

RPI 26-50

W-L RECORDS

RPI 51-100

RPI 101-150

RPI 150+

3- 6

0- 0

0- 0

OVERALL

0- 2

1- 0

2- 4

2- 3

0- 0

0- 0

HOME

0- 2

0- 0

2- 1

0- 3

0- 0

0- 0

AWAY

0- 0

0- 0

0- 3

1- 0

0- 0

0- 0

NEUTRAL

0- 0

1- 0

0- 0

3- 6

0- 0

0- 0

NON-CONFERENCE

0- 2

1- 0

2- 4

2- 3

0- 0

0- 0

HOME

0- 2

0- 0

2- 1

0- 3

0- 0

0- 0

AWAY

0- 0

0- 0

0- 3

1- 0

0- 0

0- 0

NEUTRAL

0- 0

1- 0

0- 0

0- 0

0- 0

0- 0

CONFERENCE

0- 0

0- 0

0- 0

0- 0

0- 0

0- 0

HOME

0- 0

0- 0

0- 0

0- 0

0- 0

0- 0

AWAY

0- 0

0- 0

0- 0

0- 0

0- 0

0- 0

NEUTRAL

0- 0

0- 0

0- 0

RPI 1-25

RPI 26-50

RPI 51-100

RPI 101+

Team's RPI: 267

RPI S Opponent Score

RPI S Opponent Score

RPI S Opponent Score

RPI S Opponent Score

77 H Toledo 48 58

82 H Louisiana Tech 50 66

144 N Mercer 59 53

165 A Coastal Caro. 71 90

167 A Arkansas St. 66 77

173 A UAB 54 85

205 H New Orleans 59 66

260 H Samford 53 48

337 H Jackson St. 68 67

LAST 12 Division I GAMES:

82	H	Louisiana Tech	50	66	260	H	Samford	53	48
173	A	UAB	54	85	205	H	New Orleans	59	66
167	A	Arkansas St.	66	77	77	H	Toledo	48	58
337	H	Jackson St.	68	67	165	A	Coastal Caro.	71	90
					144	N	Mercer	59	53

Memphis

Memphis

Non-Div I Games:

Memphis

Loss, 
 Non-Conf, S Site, 
 H Home
A Away 
 N Neutral

Average RPI Win: 180  
Average RPI Loss: 109

WON-LOST  
RECORD

WINNING  
PCT. RANK

LAST 10  
GAMES

STRENGTH OF  
SCHEDULE

OPP. STRENGTH  
OF SCHEDULE

TEAM  
RPI

ADJ.  
RPI

CONF.  
RPI

ADJ CONF.  
RPI

DIV. I ONLY	5- 5	160	1- 0	112	71	144	144	26	26
DIV. I NON-CONF.	5- 5	160	1- 0	112	71	144	144	26	26
TOTALS	RPI 1-25	RPI 26-50	W-L RECORDS	RPI 51-100	RPI 101-150	RPI 150+			
5- 5	0- 2	0- 0	OVERALL	1- 1	0- 1	4- 1			
3- 2	0- 2	0- 0	HOME	1- 0	0- 0	2- 0			
1- 2	0- 0	0- 0	AWAY	0- 1	0- 1	1- 0			
1- 1	0- 0	0- 0	NEUTRAL	0- 0	0- 0	1- 1			
5- 5	0- 2	0- 0	NON-CONFERENCE	1- 1	0- 1	4- 1			
3- 2	0- 2	0- 0	HOME	1- 0	0- 0	2- 0			
1- 2	0- 0	0- 0	AWAY	0- 1	0- 1	1- 0			
1- 1	0- 0	0- 0	NEUTRAL	0- 0	0- 0	1- 1			
0- 0	0- 0	0- 0	CONFERENCE	0- 0	0- 0	0- 0			
0- 0	0- 0	0- 0	HOME	0- 0	0- 0	0- 0			
0- 0	0- 0	0- 0	AWAY	0- 0	0- 0	0- 0			
0- 0	0- 0	0- 0	NEUTRAL	0- 0	0- 0	0- 0			

RPI	S	Opponent	Score	RPI	S	Opponent	Score	RPI	S	Opponent	Score	RPI	S	Opponent	Score	Team's RPI: 144
21	H	Florida St.	56 57					73	H	Charlotte	57 40	134	A	Georgia	60 67	
22	H	UCF	42 76					99	A	Wake Forest	54 69	153	N	Bowling Green	76 63	
												190	H	Florida	92 82	
												241	H	Kennesaw St.	64 48	
												242	A	Ga. Southern	79 72	
												267	N	Memphis	53 59	
LAST 12 Division I GAMES:																
73	H	Charlotte	57 40	241	H	Kennesaw St.	64 48									
21	H	Florida St.	56 57	134	A	Georgia	60 67									
242	A	Ga. Southern	79 72	153	N	Bowling Green	76 63									
99	A	Wake Forest	54 69	267	N	Memphis	53 59									
				22	H	UCF	42 76									
				190	H	Florida	92 82									

Non-Div I Games:

Mercer

Loss, Non-Conf, S Site, H Home A Away N Neutral

Average RPI Win:	155	WON-LOST	WINNING	LAST 10	STRENGTH OF	OPP. STRENGTH	TEAM	ADJ.	CONF.	ADJ CONF.
Average RPI Loss:	48	RECORD	PCT. RANK	GAMES	SCHEDULE	OF SCHEDULE	RPI	RPI	RPI	RPI
DIV. I ONLY	9- 2	41	2- 1	106	41	25	25	1	1	
DIV. I NON-CONF.	9- 2	41	2- 1	106	41	25	25	1	1	
-----										
TOTALS	RPI 1-25	RPI 26-50	W-L RECORDS	RPI 51-100	RPI 101-150	RPI 150+				
9- 2	1- 1	1- 0	OVERALL	1- 1	2- 0	4- 0				
8- 0	1- 0	1- 0	HOME	1- 0	2- 0	3- 0				
1- 2	0- 1	0- 0	AWAY	0- 1	0- 0	1- 0				
0- 0	0- 0	0- 0	NEUTRAL	0- 0	0- 0	0- 0				
9- 2	1- 1	1- 0	NON-CONFERENCE	1- 1	2- 0	4- 0				
8- 0	1- 0	1- 0	HOME	1- 0	2- 0	3- 0				
1- 2	0- 1	0- 0	AWAY	0- 1	0- 0	1- 0				
0- 0	0- 0	0- 0	NEUTRAL	0- 0	0- 0	0- 0				
0- 0	0- 0	0- 0	CONFERENCE	0- 0	0- 0	0- 0				
0- 0	0- 0	0- 0	HOME	0- 0	0- 0	0- 0				
0- 0	0- 0	0- 0	AWAY	0- 0	0- 0	0- 0				
0- 0	0- 0	0- 0	NEUTRAL	0- 0	0- 0	0- 0				

RPI 1-25	Team's RPI: 25	RPI 26-50	RPI 51-100	RPI 101+
RPI S Opponent Score	RPI S Opponent Score	RPI S Opponent Score	RPI S Opponent Score	RPI S Opponent Score
5 A Iowa St. 52 75	26 H Colorado 73 58	68 H SFA 81 60	109 H Nebraska 82 68	
7 H Marquette 63 55		91 A Purdue 63 74	123 H Hartford 75 62	
			205 H New Orleans 78 38	
			227 H Temple 73 61	
			314 A FIU 94 43	
			319 H UMES 71 53	
LAST 12 Division I GAMES:				
123 H Hartford 75 62	205 H New Orleans 78 38			
7 H Marquette 63 55	26 H Colorado 73 58			
5 A Iowa St. 52 75	91 A Purdue 63 74			
319 H UMES 71 53	227 H Temple 73 61			
314 A FIU 94 43	109 H Nebraska 82 68			
	68 H SFA 81 60			

Non-Div I Games:

Miami (FL)

Average RPI Win:	258	WON-LOST	WINNING	LAST 10	STRENGTH OF	OPP. STRENGTH	TEAM	ADJ.	CONF.	ADJ CONF.
Average RPI Loss:	158	RECORD	PCT. RANK	GAMES	SCHEDULE	OF SCHEDULE	RPI	RPI	RPI	RPI
DIV. I ONLY	7- 2	57	0- 1	329	124	156	156	10	10	
DIV. I NON-CONF.	7- 2	57	0- 1	329	124	156	156	10	10	
-----										
TOTALS	RPI 1-25	RPI 26-50	W-L RECORDS	RPI 51-100	RPI 101-150	RPI 150+				
7- 2	0- 1	0- 0	OVERALL	0- 0	1- 0	6- 1				
3- 0	0- 0	0- 0	HOME	0- 0	1- 0	2- 0				
4- 2	0- 1	0- 0	AWAY	0- 0	0- 0	4- 1				
0- 0	0- 0	0- 0	NEUTRAL	0- 0	0- 0	0- 0				
7- 2	0- 1	0- 0	NON-CONFERENCE	0- 0	1- 0	6- 1				
3- 0	0- 0	0- 0	HOME	0- 0	1- 0	2- 0				
4- 2	0- 1	0- 0	AWAY	0- 0	0- 0	4- 1				
0- 0	0- 0	0- 0	NEUTRAL	0- 0	0- 0	0- 0				
0- 0	0- 0	0- 0	CONFERENCE	0- 0	0- 0	0- 0				
0- 0	0- 0	0- 0	HOME	0- 0	0- 0	0- 0				
0- 0	0- 0	0- 0	AWAY	0- 0	0- 0	0- 0				
0- 0	0- 0	0- 0	NEUTRAL	0- 0	0- 0	0- 0				

RPI 1-25				RPI 26-50				RPI 51-100				RPI 101+ Team's RPI: 156			
RPI	S	Opponent	Score	RPI	S	Opponent	Score	RPI	S	Opponent	Score	RPI	S	Opponent	Score
9	A	Louisville	73 95									146	H	Cincinnati	78 65
												225	H	High Point	68 55
												236	A	UIC	65 56
												268	H	Eastern Ky.	60 44
												290	A	Detroit Mercy	78 59
												306	A	Valparaiso	68 47
												307	A	Florida A&M	56 57
												332	A	Canisius	62 59
LAST 12 Division I GAMES:															
307	A	Florida A&M	56 57	225	H	High Point	68 55								
306	A	Valparaiso	68 47	290	A	Detroit Mercy	78 59								
146	H	Cincinnati	78 65	268	H	Eastern Ky.	60 44								
236	A	UIC	65 56	332	A	Canisius	62 59								
9	A	Louisville	73 95												

Non-Div I Games:

Miami (OH)

Average RPI	Win: 222	WON-LOST	WINNING	LAST 10	STRENGTH OF	OPP. STRENGTH	TEAM	ADJ.	CONF.	ADJ CONF.
Average RPI	Loss: 21	RECORD	PCT. RANK	GAMES	SCHEDULE	OF SCHEDULE	RPI	RPI	RPI	RPI
DIV. I ONLY	8- 3	79	1- 1	179	109	65	65	3	3	
DIV. I NON-CONF.	8- 3	79	1- 1	179	109	65	65	3	3	
-----										
TOTALS	RPI 1-25	RPI 26-50	W-L RECORDS	RPI 51-100	RPI 101-150	RPI 150+				
8- 3	0- 2	0- 0	OVERALL	2- 1	1- 0	5- 0				
4- 0	0- 0	0- 0	HOME	0- 0	1- 0	3- 0				
2- 2	0- 2	0- 0	AWAY	0- 0	0- 0	2- 0				
2- 1	0- 0	0- 0	NEUTRAL	2- 1	0- 0	0- 0				
8- 3	0- 2	0- 0	NON-CONFERENCE	2- 1	1- 0	5- 0				
4- 0	0- 0	0- 0	HOME	0- 0	1- 0	3- 0				
2- 2	0- 2	0- 0	AWAY	0- 0	0- 0	2- 0				
2- 1	0- 0	0- 0	NEUTRAL	2- 1	0- 0	0- 0				
0- 0	0- 0	0- 0	CONFERENCE	0- 0	0- 0	0- 0				
0- 0	0- 0	0- 0	HOME	0- 0	0- 0	0- 0				
0- 0	0- 0	0- 0	AWAY	0- 0	0- 0	0- 0				
0- 0	0- 0	0- 0	NEUTRAL	0- 0	0- 0	0- 0				

RPI 1-25				RPI 26-50				RPI 51-100 Team's RPI: 65				RPI 101+			
RPI	S	Opponent	Score	RPI	S	Opponent	Score	RPI	S	Opponent	Score	RPI	S	Opponent	Score
3	A	NC State	55 66					54	N	Texas	52 69	132	H	Mt. St. Mary's	88 40
7	A	Marquette	74 85					63	N	Washington	80 73	222	A	Oakland	85 59
								80	N	Missouri	70 54	290	H	Detroit Mercy	95 62
												297	A	Western Mich.	79 42
												338	H	Morgan St.	70 47
												350	H	LIU Brooklyn	83 38
-----															
LAST 12 Division I GAMES:															
338	H	Morgan St.	70 47	63	N	Washington	80 73	54	N	Texas	52 69	290	H	Detroit Mercy	95 62
222	A	Oakland	85 59	54	N	Texas	52 69	297	A	Western Mich.	79 42	132	H	Mt. St. Mary's	88 40
350	H	LIU Brooklyn	83 38	290	H	Detroit Mercy	95 62								
7	A	Marquette	74 85	297	A	Western Mich.	79 42								
3	A	NC State	55 66	132	H	Mt. St. Mary's	88 40								
80	N	Missouri	70 54												

Non-Div I Games:

Mi chi gan

Average RPI	Win:	167	WON-LOST	WINNING	LAST 10	STRENGTH OF	OPP. STRENGTH	TEAM	ADJ.	CONF.	ADJ CONF.
Average RPI	Loss:	3	RECORD	PCT. RANK	GAMES	SCHEDULE	OF SCHEDULE	RPI	RPI	RPI	RPI
DIV. I ONLY		9- 1		21	1- 0	162	14	27	27	3	3
DIV. I NON-CONF.		9- 1		21	1- 0	162	14	27	27	3	3
-----											
TOTALS	RPI 1-25		RPI 26-50		W-L RECORDS	RPI 51-100		RPI 101-150		RPI 150+	
9- 1	1- 1		0- 0		OVERALL	0- 0		2- 0		6- 0	
6- 0	1- 0		0- 0		HOME	0- 0		1- 0		4- 0	
2- 0	0- 0		0- 0		AWAY	0- 0		1- 0		1- 0	
1- 1	0- 1		0- 0		NEUTRAL	0- 0		0- 0		1- 0	
9- 1	1- 1		0- 0		NON-CONFERENCE	0- 0		2- 0		6- 0	
6- 0	1- 0		0- 0		HOME	0- 0		1- 0		4- 0	
2- 0	0- 0		0- 0		AWAY	0- 0		1- 0		1- 0	
1- 1	0- 1		0- 0		NEUTRAL	0- 0		0- 0		1- 0	
0- 0	0- 0		0- 0		CONFERENCE	0- 0		0- 0		0- 0	
0- 0	0- 0		0- 0		HOME	0- 0		0- 0		0- 0	
0- 0	0- 0		0- 0		AWAY	0- 0		0- 0		0- 0	
0- 0	0- 0		0- 0		NEUTRAL	0- 0		0- 0		0- 0	

RPI	S	Opponent	Score	RPI	S	Opponent	Score	RPI	S	Opponent	Score	RPI	S	Opponent	Score
3	N	NC State	74 78									111	H	Wright St.	84 68
6	H	Oregon	88 82									123	A	Hartford	74 66
												153	H	Bowling Green	99 69
												159	H	Virginia	91 66
												196	H	Texas Southern	91 45
												222	A	Oakland	102 58
												241	N	Kennesaw St.	75 51
												295	H	ETSU	75 53
-----															
Team's RPI: 27															
LAST 12 Division I GAMES:															
196	H	Texas Southern	91 45	123	A	Hartford	74 66								
159	H	Virginia	91 66	6	H	Oregon	88 82								
241	N	Kennesaw St.	75 51	222	A	Oakland	102 58								
3	N	NC State	74 78	153	H	Bowling Green	99 69								
111	H	Wright St.	84 68												
295	H	ETSU	75 53												

Non-Div I Games:

Michigan St.

Average RPI	Win:	214	WON-LOST	WINNING	LAST 10	STRENGTH OF	OPP. STRENGTH	TEAM	ADJ.	CONF.	ADJ CONF.
Average RPI	Loss:	51	RECORD	PCT. RANK	GAMES	SCHEDULE	OF SCHEDULE	RPI	RPI	RPI	RPI
DIV. I ONLY		7- 3		87	1- 0	121	140	58	58	18	18
DIV. I NON-CONF.		7- 3		87	1- 0	121	140	58	58	18	18
-----											
TOTALS	RPI 1-25		RPI 26-50		W-L RECORDS	RPI 51-100		RPI 101-150		RPI 150+	
7- 3	0- 1		0- 1		OVERALL	0- 1		0- 0		7- 0	
3- 1	0- 0		0- 1		HOME	0- 0		0- 0		3- 0	
3- 2	0- 1		0- 0		AWAY	0- 1		0- 0		3- 0	
1- 0	0- 0		0- 0		NEUTRAL	0- 0		0- 0		1- 0	
7- 3	0- 1		0- 1		NON-CONFERENCE	0- 1		0- 0		7- 0	
3- 1	0- 0		0- 1		HOME	0- 0		0- 0		3- 0	
3- 2	0- 1		0- 0		AWAY	0- 1		0- 0		3- 0	
1- 0	0- 0		0- 0		NEUTRAL	0- 0		0- 0		1- 0	
0- 0	0- 0		0- 0		CONFERENCE	0- 0		0- 0		0- 0	
0- 0	0- 0		0- 0		HOME	0- 0		0- 0		0- 0	
0- 0	0- 0		0- 0		AWAY	0- 0		0- 0		0- 0	
0- 0	0- 0		0- 0		NEUTRAL	0- 0		0- 0		0- 0	

RPI 1-25				RPI 26-50				RPI 51-100				Team's RPI : 58				RPI 101+			
RPI	S	Opponent	Score	RPI	S	Opponent	Score	RPI	S	Opponent	Score	RPI	S	Opponent	Score	RPI	S	Opponent	Score
11	A	Kentucky	55 72	49	H	Bel mont	38 45	92	A	Tennessee Tech	64 68	166	H	Vanderbi l t	65 58	191	A	Furman	78 71
																195	H	Georgi a St.	69 54
																217	A	UNLV	66 62
																218	A	Troy	67 64
																250	N	Dartmouth	70 58
																259	H	Mi ssi ssi ppi Val .	101 51
-----																			
LAST 12 Division I GAMES:																			
259	H	Mi ssi ssi ppi Val .	101 51	217	A	UNLV	66 62	11	A	Kentucky	55 72								
49	H	Bel mont	38 45																
92	A	Tennessee Tech	64 68																
191	A	Furman	78 71																
166	H	Vanderbi l t	65 58																

Non-Div I Games:

Middle Tenn.



Average RPI	Win:	257	WON-LOST	WINNING	LAST 10	STRENGTH OF	OPP. STRENGTH	TEAM	ADJ.	CONF.	ADJ CONF.
Average RPI	Loss:	62	RECORD	PCT. RANK	GAMES	SCHEDULE	OF SCHEDULE	RPI	RPI	RPI	RPI
DIV. I ONLY		5- 5	160	1- 0	202	120	174	174	14	14	
DIV. I NON-CONF.		5- 5	160	1- 0	202	120	174	174	14	14	
-----											
TOTALS	RPI 1-25		RPI 26-50		W-L RECORDS	RPI 51-100		RPI 101-150		RPI 150+	
5- 5	0- 2		0- 1		OVERALL	0- 0		0- 2		5- 0	
2- 2	0- 1		0- 0		HOME	0- 0		0- 1		2- 0	
2- 3	0- 1		0- 1		AWAY	0- 0		0- 1		2- 0	
1- 0	0- 0		0- 0		NEUTRAL	0- 0		0- 0		1- 0	
5- 5	0- 2		0- 1		NON-CONFERENCE	0- 0		0- 2		5- 0	
2- 2	0- 1		0- 0		HOME	0- 0		0- 1		2- 0	
2- 3	0- 1		0- 1		AWAY	0- 0		0- 1		2- 0	
1- 0	0- 0		0- 0		NEUTRAL	0- 0		0- 0		1- 0	
0- 0	0- 0		0- 0		CONFERENCE	0- 0		0- 0		0- 0	
0- 0	0- 0		0- 0		HOME	0- 0		0- 0		0- 0	
0- 0	0- 0		0- 0		AWAY	0- 0		0- 0		0- 0	
0- 0	0- 0		0- 0		NEUTRAL	0- 0		0- 0		0- 0	

RPI	S	Opponent	Score	RPI	S	Opponent	Score	RPI	S	Opponent	Score	RPI	S	Opponent	Score	Team's RPI: 174
7	H	Marquette	74 83	43	A	Saint Mary's (CA)	71 73					103	A	Fresno St.	48 65	
16	A	Indiana	66 68									141	H	Wisconsin	57 68	
												183	N	UC Riverside	56 54	
												184	A	North Dakota	64 46	
												284	H	Columbia	78 65	
												308	A	North Dakota St.	57 55	
												327	H	Purdue Fort Wayne	70 48	
-----																
LAST 12 Division I GAMES:																
308	A	North Dakota St.	57 55	184	A	North Dakota	64 46									
284	H	Columbia	78 65	327	H	Purdue Fort Wayne	70 48									
141	H	Wisconsin	57 68	7	H	Marquette	74 83									
16	A	Indiana	66 68	183	N	UC Riverside	56 54									
				43	A	Saint Mary's (CA)	71 73									
				103	A	Fresno St.	48 65									

Non-Div I Games:

Milwaukee

Average RPI	Win:	182	WON-LOST	WINNING	LAST 10	STRENGTH OF	OPP. STRENGTH	TEAM	ADJ.	CONF.	ADJ CONF.
Average RPI	Loss:	0	RECORD	PCT. RANK	GAMES	SCHEDULE	OF SCHEDULE	RPI	RPI	RPI	RPI
DIV. I ONLY		10- 0	1	1- 0	257	31	32	32	3	3	
DIV. I NON-CONF.		10- 0	1	1- 0	257	31	32	32	3	3	
-----											
TOTALS	RPI 1-25		RPI 26-50		W-L RECORDS	RPI 51-100		RPI 101-150		RPI 150+	
10- 0	1- 0		0- 0		OVERALL	1- 0		1- 0		7- 0	
8- 0	1- 0		0- 0		HOME	0- 0		0- 0		7- 0	
2- 0	0- 0		0- 0		AWAY	1- 0		1- 0		0- 0	
0- 0	0- 0		0- 0		NEUTRAL	0- 0		0- 0		0- 0	
10- 0	1- 0		0- 0		NON-CONFERENCE	1- 0		1- 0		7- 0	
8- 0	1- 0		0- 0		HOME	0- 0		0- 0		7- 0	
2- 0	0- 0		0- 0		AWAY	1- 0		1- 0		0- 0	
0- 0	0- 0		0- 0		NEUTRAL	0- 0		0- 0		0- 0	
0- 0	0- 0		0- 0		CONFERENCE	0- 0		0- 0		0- 0	
0- 0	0- 0		0- 0		HOME	0- 0		0- 0		0- 0	
0- 0	0- 0		0- 0		AWAY	0- 0		0- 0		0- 0	
0- 0	0- 0		0- 0		NEUTRAL	0- 0		0- 0		0- 0	

RPI	S	Opponent	Score	RPI	S	Opponent	Score	Team's RPI: 32	RPI	S	Opponent	Score	RPI	S	Opponent	Score
10	H	Syracuse	72 68						71	A	Xavier	78 53	122	A	Boston College	77 69
													171	H	San Diego	53 48
													172	H	Air Force	67 50
													186	H	Ark. -Pine Bluff	84 42
													254	H	Cornell	65 45
													258	H	Coppin St.	84 52
													278	H	New Hampshire	70 47
													294	H	Incarnate Word	75 39
-----																
LAST 12 Division I GAMES:																
258	H	Coppin St.	84 52	172	H	Air Force	67 50		10	H	Syracuse	72 68				
122	A	Boston College	77 69	254	H	Cornell	65 45		186	H	Ark. -Pine Bluff	84 42				
294	H	Incarnate Word	75 39	171	H	San Diego	53 48		71	A	Xavier	78 53				
278	H	New Hampshire	70 47													

Non-Div I Games:

Minnesota

Average RPI Win:	169	WON-LOST	WINNING	LAST 10	STRENGTH OF	OPP. STRENGTH	TEAM	ADJ.	CONF.	ADJ CONF.
Average RPI Loss:	0	RECORD	PCT. RANK	GAMES	SCHEDULE	OF SCHEDULE	RPI	RPI	RPI	RPI
DIV. I ONLY	10- 0	1	1- 0	205	32	18	18	5	5	
DIV. I NON-CONF.	10- 0	1	1- 0	205	32	18	18	5	5	
-----										
TOTALS	RPI 1-25	RPI 26-50	W-L RECORDS	RPI 51-100	RPI 101-150	RPI 150+				
10- 0	1- 0	1- 0	OVERALL	1- 0	0- 0	7- 0				
6- 0	1- 0	1- 0	HOME	0- 0	0- 0	4- 0				
4- 0	0- 0	0- 0	AWAY	1- 0	0- 0	3- 0				
0- 0	0- 0	0- 0	NEUTRAL	0- 0	0- 0	0- 0				
10- 0	1- 0	1- 0	NON-CONFERENCE	1- 0	0- 0	7- 0				
6- 0	1- 0	1- 0	HOME	0- 0	0- 0	4- 0				
4- 0	0- 0	0- 0	AWAY	1- 0	0- 0	3- 0				
0- 0	0- 0	0- 0	NEUTRAL	0- 0	0- 0	0- 0				
0- 0	0- 0	0- 0	CONFERENCE	0- 0	0- 0	0- 0				
0- 0	0- 0	0- 0	HOME	0- 0	0- 0	0- 0				
0- 0	0- 0	0- 0	AWAY	0- 0	0- 0	0- 0				
0- 0	0- 0	0- 0	NEUTRAL	0- 0	0- 0	0- 0				

RPI	S	Opponent	Score	RPI	S	Opponent	Score	RPI	S	Opponent	Score	RPI	S	Opponent	Score
7	H	Marquette	87 82	36	H	Lamar University	104 53	54	A	Texas	67 49	159	A	Virginia	72 44
												181	A	Little Rock	98 63
												191	H	Furman	106 41
												192	H	Southeast Mo. St.	88 53
												258	H	Coppin St.	110 38
												274	A	Southern Miss.	86 42
												337	H	Jackson St.	105 38
-----															
LAST 12 Division I GAMES:															
274	A	Southern Miss.	86 42	191	H	Furman	106 41	258	H	Coppin St.	110 38	36	H	Lamar University	104 53
7	H	Marquette	87 82					159	A	Virginia	72 44	192	H	Southeast Mo. St.	88 53
54	A	Texas	67 49												
181	A	Little Rock	98 63												
337	H	Jackson St.	105 38												

Non-Div I Games:

Mississippi St.

Average RPI Win:	345	WON-LOST	WINNING	LAST 10	STRENGTH OF	OPP. STRENGTH	TEAM	ADJ.	CONF.	ADJ CONF.
Average RPI Loss:	176	RECORD	PCT. RANK	GAMES	SCHEDULE	OF SCHEDULE	RPI	RPI	RPI	RPI
DIV. I ONLY	1- 8	319	0- 1	97	339	259	259	28	28	
DIV. I NON-CONF.	1- 8	319	0- 1	97	339	259	259	28	28	
-----										
TOTALS	RPI 1-25	RPI 26-50	W-L RECORDS	RPI 51-100	RPI 101-150	RPI 150+				
1- 8	0- 0	0- 0	OVERALL	0- 2	0- 0	1- 6				
0- 0	0- 0	0- 0	HOME	0- 0	0- 0	0- 0				
1- 7	0- 0	0- 0	AWAY	0- 2	0- 0	1- 5				
0- 1	0- 0	0- 0	NEUTRAL	0- 0	0- 0	0- 1				
1- 8	0- 0	0- 0	NON-CONFERENCE	0- 2	0- 0	1- 6				
0- 0	0- 0	0- 0	HOME	0- 0	0- 0	0- 0				
1- 7	0- 0	0- 0	AWAY	0- 2	0- 0	1- 5				
0- 1	0- 0	0- 0	NEUTRAL	0- 0	0- 0	0- 1				
0- 0	0- 0	0- 0	CONFERENCE	0- 0	0- 0	0- 0				
0- 0	0- 0	0- 0	HOME	0- 0	0- 0	0- 0				
0- 0	0- 0	0- 0	AWAY	0- 0	0- 0	0- 0				
0- 0	0- 0	0- 0	NEUTRAL	0- 0	0- 0	0- 0				

RPI 1-25				RPI 26-50				RPI 51-100				RPI 101+ Team's RPI: 259					
RPI	S	Opponent	Score	RPI	S	Opponent	Score	RPI	S	Opponent	Score	RPI	S	Opponent	Score		
								53	A	TCU	47	96	160	A	Nicholls St.	47	72
								58	A	Middle Tenn.	51	101	167	A	Arkansas St.	57	60
													206	A	SMU	47	62
													218	N	Troy	54	75
													272	A	La.-Monroe	65	72
													274	A	Southern Miss.	60	67
													345	A	Austin Peay	95	89
LAST 12 Division I GAMES:																	
272	A	La.-Monroe	65	72	167	A	Arkansas St.	57	60	206	A	SMU	47	62			
160	A	Nicholls St.	47	72	53	A	TCU	47	96								
218	N	Troy	54	75													
274	A	Southern Miss.	60	67													
58	A	Middle Tenn.	51	101													
345	A	Austin Peay	95	89													

Non-Div I Games:

Mississippi Val.



Average RPI Win:	262	WON-LOST	WINNING	LAST 10	STRENGTH OF	OPP. STRENGTH	TEAM	ADJ.	CONF.	ADJ CONF.
Average RPI Loss:	114	RECORD	PCT. RANK	GAMES	SCHEDULE	OF SCHEDULE	RPI	RPI	RPI	RPI
DIV. I ONLY	1- 7	308	0- 1	27	244	226	226	15	15	
DIV. I NON-CONF.	1- 7	308	0- 1	27	244	226	226	15	15	
-----										
TOTALS	RPI 1-25	RPI 26-50	W-L RECORDS	RPI 51-100	RPI 101-150	RPI 150+				
1- 7	0- 3	0- 0	OVERALL	0- 1	0- 1	1- 2				
1- 2	0- 2	0- 0	HOME	0- 0	0- 0	1- 0				
0- 5	0- 1	0- 0	AWAY	0- 1	0- 1	0- 2				
0- 0	0- 0	0- 0	NEUTRAL	0- 0	0- 0	0- 0				
1- 7	0- 3	0- 0	NON-CONFERENCE	0- 1	0- 1	1- 2				
1- 2	0- 2	0- 0	HOME	0- 0	0- 0	1- 0				
0- 5	0- 1	0- 0	AWAY	0- 1	0- 1	0- 2				
0- 0	0- 0	0- 0	NEUTRAL	0- 0	0- 0	0- 0				
0- 0	0- 0	0- 0	CONFERENCE	0- 0	0- 0	0- 0				
0- 0	0- 0	0- 0	HOME	0- 0	0- 0	0- 0				
0- 0	0- 0	0- 0	AWAY	0- 0	0- 0	0- 0				
0- 0	0- 0	0- 0	NEUTRAL	0- 0	0- 0	0- 0				

RPI 1-25				RPI 26-50				RPI 51-100				RPI 101+ Team's RPI: 226			
RPI	S	Opponent	Score	RPI	S	Opponent	Score	RPI	S	Opponent	Score	RPI	S	Opponent	Score
15	H	South Dakota	74 85					80	A	Missouri	61 65	140	A	Santa Clara	73 77
16	A	Indiana	74 98									246	A	Wichita St.	60 63
19	H	Gonzaga	67 70									262	H	Ball St.	74 54
												282	A	North Texas	76 83
-----															
LAST 12 Division I GAMES:															
262	H	Ball St.	74 54	19	H	Gonzaga	67 70								
80	A	Missouri	61 65	16	A	Indiana	74 98								
246	A	Wichita St.	60 63	15	H	South Dakota	74 85								
				282	A	North Texas	76 83								
				140	A	Santa Clara	73 77								

Non-Div I Games:

Missouri St.

Average RPI	Win: 249	WON-LOST RECORD	WINNING PCT. RANK	LAST 10 GAMES	STRENGTH OF SCHEDULE	OPP. STRENGTH OF SCHEDULE	TEAM RPI	ADJ. RPI	CONF. RPI	ADJ CONF. RPI
Average RPI	Loss: 145									
DIV. I ONLY		3- 6	238	0- 1	92	278	189	189	27	27
DIV. I NON-CONF.		3- 6	238	0- 1	92	278	189	189	27	27
-----										
TOTALS	RPI 1-25		RPI 26-50		W-L RECORDS		RPI 51-100		RPI 101-150	RPI 150+
3- 6	0- 0		0- 2		OVERALL		0- 0		0- 2	3- 2
1- 2	0- 0		0- 1		HOME		0- 0		0- 1	1- 0
2- 4	0- 0		0- 1		AWAY		0- 0		0- 1	2- 2
0- 0	0- 0		0- 0		NEUTRAL		0- 0		0- 0	0- 0
3- 6	0- 0		0- 2		NON-CONFERENCE		0- 0		0- 2	3- 2
1- 2	0- 0		0- 1		HOME		0- 0		0- 1	1- 0
2- 4	0- 0		0- 1		AWAY		0- 0		0- 1	2- 2
0- 0	0- 0		0- 0		NEUTRAL		0- 0		0- 0	0- 0
0- 0	0- 0		0- 0		CONFERENCE		0- 0		0- 0	0- 0
0- 0	0- 0		0- 0		HOME		0- 0		0- 0	0- 0
0- 0	0- 0		0- 0		AWAY		0- 0		0- 0	0- 0
0- 0	0- 0		0- 0		NEUTRAL		0- 0		0- 0	0- 0

RPI	S	Opponent	Score	RPI	S	Opponent	Score	RPI	S	Opponent	Score	RPI	S	Opponent	Score
				33	A	Virginia Tech	49 82					133	H	Princeton	47 79
				48	H	Bucknell	32 70					138	A	Lehigh	48 63
												199	A	East Carolina	67 73
												210	A	Sacred Heart	55 50
												216	A	George Washington	55 51
												321	A	Lafayette	69 73
												322	H	Albany (NY)	64 56
-----															
Team's RPI: 189															
LAST 12 Division I GAMES:															
				133	H	Princeton	47 79					210	A	Sacred Heart	55 50
				321	A	Lafayette	69 73					322	H	Albany (NY)	64 56
				216	A	George Washington	55 51					33	A	Virginia Tech	49 82
												138	A	Lehigh	48 63
												199	A	East Carolina	67 73
												48	H	Bucknell	32 70

Non-Div I Games:

Monmouth

M  
o  
n  
t  
a  
n  
a

Montana				Through Games Of Dec. 16, 2018							
Average RPI	Win:	205	WON-LOST	WINNING	LAST 10	STRENGTH OF	OPP. STRENGTH	TEAM	ADJ.	CONF.	ADJ CONF.
Average RPI	Loss:	45	RECORD	PCT. RANK	GAMES	SCHEDULE	OF SCHEDULE	RPI	RPI	RPI	RPI
DIV. I ONLY			4- 4	160	1- 0	48	176	84	84	11	11
DIV. I NON-CONF.			4- 4	160	1- 0	48	176	84	84	11	11
-----											
TOTALS		RPI 1-25	RPI 26-50		W-L RECORDS		RPI 51-100	RPI 101-150	RPI 150+		
4- 4		0- 2	0- 0		OVERALL		1- 2	1- 0	2- 0		
2- 1		0- 1	0- 0		HOME		1- 0	1- 0	0- 0		
1- 3		0- 1	0- 0		AWAY		0- 2	0- 0	1- 0		
1- 0		0- 0	0- 0		NEUTRAL		0- 0	0- 0	1- 0		
4- 4		0- 2	0- 0		NON-CONFERENCE		1- 2	1- 0	2- 0		
2- 1		0- 1	0- 0		HOME		1- 0	1- 0	0- 0		
1- 3		0- 1	0- 0		AWAY		0- 2	0- 0	1- 0		
1- 0		0- 0	0- 0		NEUTRAL		0- 0	0- 0	1- 0		
0- 0		0- 0	0- 0		CONFERENCE		0- 0	0- 0	0- 0		
0- 0		0- 0	0- 0		HOME		0- 0	0- 0	0- 0		
0- 0		0- 0	0- 0		AWAY		0- 0	0- 0	0- 0		
0- 0		0- 0	0- 0		NEUTRAL		0- 0	0- 0	0- 0		
-----											
RPI 1-25				RPI 26-50				Team's RPI: 84		RPI 101+	
RPI	S	Opponent	Score	RPI	S	Opponent	Score	RPI	S	Opponent	Score
15	H	South Dakota	41 64					63	A	Washi ngton	54 69
19	A	Gonzaga	52 76					81	A	Ari zona	51 100
								98	H	UC Davi s	62 56

M  
o  
n  
t  
a  
n  
a

Non-Div I Games: Providence (MT) 90 45

Montana



Average RPI Win:	226	WON-LOST	WINNING	LAST 10	STRENGTH OF	OPP. STRENGTH	TEAM	ADJ.	CONF.	ADJ CONF.
Average RPI Loss:	43	RECORD	PCT. RANK	GAMES	SCHEDULE	OF SCHEDULE	RPI	RPI	RPI	RPI

DIV. I ONLY	4- 4	160	1- 0	99	90	85	85	11	11
DIV. I NON-CONF.	4- 4	160	1- 0	99	90	85	85	11	11
TOTALS	RPI 1-25	RPI 26-50	W-L RECORDS	RPI 51-100	RPI 101-150	RPI 150+			
4- 4	0- 1	0- 1	OVERALL	0- 2	0- 0	4- 0			
2- 0	0- 0	0- 0	HOME	0- 0	0- 0	2- 0			
1- 4	0- 1	0- 1	AWAY	0- 2	0- 0	1- 0			
1- 0	0- 0	0- 0	NEUTRAL	0- 0	0- 0	1- 0			
4- 4	0- 1	0- 1	NON-CONFERENCE	0- 2	0- 0	4- 0			
2- 0	0- 0	0- 0	HOME	0- 0	0- 0	2- 0			
1- 4	0- 1	0- 1	AWAY	0- 2	0- 0	1- 0			
1- 0	0- 0	0- 0	NEUTRAL	0- 0	0- 0	1- 0			
0- 0	0- 0	0- 0	CONFERENCE	0- 0	0- 0	0- 0			
0- 0	0- 0	0- 0	HOME	0- 0	0- 0	0- 0			
0- 0	0- 0	0- 0	AWAY	0- 0	0- 0	0- 0			
0- 0	0- 0	0- 0	NEUTRAL	0- 0	0- 0	0- 0			

RPI S Opponent Score	RPI S Opponent Score	RPI S Opponent Score	RPI S Opponent Score
7 A Marquette 52 100	42 A Wyomi ng 58 66	53 A TCU 49 71	163 A Texas St. 67 59
		68 A SFA 53 60	211 N Delaware 69 60
			256 H Omaha 59 56
			275 H Long Beach St. 85 62
LAST 12 Division I GAMES:			
275 H Long Beach St. 85 62	163 A Texas St. 67 59	256 H Omaha 59 56	53 A TCU 49 71
42 A Wyomi ng 58 66	256 H Omaha 59 56	53 A TCU 49 71	68 A SFA 53 60
211 N Delaware 69 60	53 A TCU 49 71	68 A SFA 53 60	
7 A Marquette 52 100	68 A SFA 53 60		

Non-Div I Games: Carroll (MT) 64 48

Montana St.

Average RPI Win:	282	WON-LOST	WINNING	LAST 10	STRENGTH OF	OPP. STRENGTH	TEAM	ADJ.	CONF.	ADJ CONF.
Average RPI Loss:	104	RECORD	PCT. RANK	GAMES	SCHEDULE	OF SCHEDULE	RPI	RPI	RPI	RPI
DIV. I ONLY	6- 3	98	1- 0	277	267	176	176	20	20	
DIV. I NON-CONF.	6- 3	98	1- 0	277	267	176	176	20	20	
-----										
TOTALS	RPI 1-25	RPI 26-50	W-L RECORDS	RPI 51-100	RPI 101-150	RPI 150+				
6- 3	0- 2	0- 0	OVERALL	0- 0	1- 0	5- 1				
3- 1	0- 0	0- 0	HOME	0- 0	0- 0	3- 1				
3- 2	0- 2	0- 0	AWAY	0- 0	1- 0	2- 0				
0- 0	0- 0	0- 0	NEUTRAL	0- 0	0- 0	0- 0				
6- 3	0- 2	0- 0	NON-CONFERENCE	0- 0	1- 0	5- 1				
3- 1	0- 0	0- 0	HOME	0- 0	0- 0	3- 1				
3- 2	0- 2	0- 0	AWAY	0- 0	1- 0	2- 0				
0- 0	0- 0	0- 0	NEUTRAL	0- 0	0- 0	0- 0				
0- 0	0- 0	0- 0	CONFERENCE	0- 0	0- 0	0- 0				
0- 0	0- 0	0- 0	HOME	0- 0	0- 0	0- 0				
0- 0	0- 0	0- 0	AWAY	0- 0	0- 0	0- 0				
0- 0	0- 0	0- 0	NEUTRAL	0- 0	0- 0	0- 0				

RPI 1-25				RPI 26-50				RPI 51-100				RPI 101+				Team's RPI: 176
RPI	S	Opponent	Score	RPI	S	Opponent	Score	RPI	S	Opponent	Score	RPI	S	Opponent	Score	
11	A	Kentucky	57 87									131	A	Radford	79 72	
12	A	Baylor	58 96									244	A	Gardner-Webb	84 69	
												288	H	St. Francis Brooklyn	94 101	
												306	H	Valparaiso	68 62	
												324	A	N. C. A&T	72 67	
												340	H	Chicago St.	104 68	
												348	H	Evansville	85 63	
-----																
LAST 12 Division I GAMES:																
131	A	Radford	79 72	348	H	Evansville	85 63	11	A	Kentucky	57 87	288	H	St. Francis Brooklyn	94 101	
12	A	Baylor	58 96					340	H	Chicago St.	104 68	306	H	Valparaiso	68 62	
324	A	N. C. A&T	72 67					348	H	Evansville	85 63	244	A	Gardner-Webb	84 69	

Non-Div I Games: Alice Lloyd 121 56 Ky. Christian 119 28

Morehead St.

Average RPI Win: 0  
Average RPI Loss: 168

WON-LOST  
RECORD

WINNING  
PCT. RANK

LAST 10  
GAMES

STRENGTH OF  
SCHEDULE

OPP. STRENGTH  
OF SCHEDULE

TEAM  
RPI

ADJ.  
RPI

CONF.  
RPI

ADJ CONF.  
RPI

DIV. I ONLY	0- 9	330	0- 1	209	202	338	338	32	32
DIV. I NON-CONF.	0- 9	330	0- 1	209	202	338	338	32	32
-----									
TOTALS	RPI 1-25	RPI 26-50	W-L RECORDS	RPI 51-100	RPI 101-150	RPI 150+			
0- 9	0- 0	0- 1	OVERALL	0- 2	0- 2	0- 4			
0- 1	0- 0	0- 0	HOME	0- 0	0- 0	0- 1			
0- 5	0- 0	0- 0	AWAY	0- 2	0- 1	0- 2			
0- 3	0- 0	0- 1	NEUTRAL	0- 0	0- 1	0- 1			
0- 9	0- 0	0- 1	NON-CONFERENCE	0- 2	0- 2	0- 4			
0- 1	0- 0	0- 0	HOME	0- 0	0- 0	0- 1			
0- 5	0- 0	0- 0	AWAY	0- 2	0- 1	0- 2			
0- 3	0- 0	0- 1	NEUTRAL	0- 0	0- 1	0- 1			
0- 0	0- 0	0- 0	CONFERENCE	0- 0	0- 0	0- 0			
0- 0	0- 0	0- 0	HOME	0- 0	0- 0	0- 0			
0- 0	0- 0	0- 0	AWAY	0- 0	0- 0	0- 0			
0- 0	0- 0	0- 0	NEUTRAL	0- 0	0- 0	0- 0			

RPI 1-25				RPI 26-50				RPI 51-100				RPI 101+ Team's RPI: 338			
RPI	S	Opponent	Score	RPI	S	Opponent	Score	RPI	S	Opponent	Score	RPI	S	Opponent	Score
				41	N	Maryl and	44 68	65	A	Michigan	47 70	123	A	Hartford	59 80
								68	A	SFA	42 69	134	N	Georgia	33 60
												215	A	Western Ky.	43 90
												248	H	Central Conn. St.	36 60
												303	N	Niagara	57 67
												314	A	FIU	50 59
LAST 12 Division I GAMES:															
				303	N	Niagara	57 67	41	N	Maryl and	44 68				
				65	A	Michigan	47 70	134	N	Georgia	33 60				
				314	A	FIU	50 59	68	A	SFA	42 69				
				215	A	Western Ky.	43 90	123	A	Hartford	59 80				
				248	H	Central Conn. St.	36 60								

Non-Div I Games: Washington Adventist 60 43 Lincoln (PA) 46 51

Morgan St.

Loss, Non-Conf, S Site, H Home A Away N Neutral

Average RPI	Win:	260	WON-LOST	WINNING	LAST 10	STRENGTH OF	OPP. STRENGTH	TEAM	ADJ.	CONF.	ADJ CONF.
Average RPI	Loss:	96	RECORD	PCT. RANK	GAMES	SCHEDULE	OF SCHEDULE	RPI	RPI	RPI	RPI
DIV. I ONLY		4- 4		160	0- 1	189	220	132	132	31	31
DIV. I NON-CONF.		4- 4		160	0- 1	189	220	132	132	31	31
-----											
TOTALS	RPI 1-25		RPI 26-50		W-L RECORDS	RPI 51-100		RPI 101-150		RPI 150+	
4- 4	0- 0		0- 1		OVERALL	0- 2		0- 0		4- 1	
1- 0	0- 0		0- 0		HOME	0- 0		0- 0		1- 0	
3- 4	0- 0		0- 1		AWAY	0- 2		0- 0		3- 1	
0- 0	0- 0		0- 0		NEUTRAL	0- 0		0- 0		0- 0	
4- 4	0- 0		0- 1		NON-CONFERENCE	0- 2		0- 0		4- 1	
1- 0	0- 0		0- 0		HOME	0- 0		0- 0		1- 0	
3- 4	0- 0		0- 1		AWAY	0- 2		0- 0		3- 1	
0- 0	0- 0		0- 0		NEUTRAL	0- 0		0- 0		0- 0	
0- 0	0- 0		0- 0		CONFERENCE	0- 0		0- 0		0- 0	
0- 0	0- 0		0- 0		HOME	0- 0		0- 0		0- 0	
0- 0	0- 0		0- 0		AWAY	0- 0		0- 0		0- 0	
0- 0	0- 0		0- 0		NEUTRAL	0- 0		0- 0		0- 0	

RPI 1-25				RPI 26-50				RPI 51-100				RPI 101+				Team's RPI: 132
RPI	S	Opponent	Score	RPI	S	Opponent	Score	RPI	S	Opponent	Score	RPI	S	Opponent	Score	
				33	A	Virginia Tech	51 83	59	A	Duquesne	64 73	198	H	Towson	87 78	
								65	A	Michigan	40 88	228	A	Rider	67 85	
												244	A	Gardner-Webb	69 62	
												277	A	UMBC	65 52	
												320	A	Loyola Maryland	77 67	
-----																
LAST 12 Division I GAMES:																
244	A	Gardner-Webb	69 62	33	A	Virginia Tech	51 83	277	A	UMBC	65 52					
320	A	Loyola Maryland	77 67													
198	H	Towson	87 78													
228	A	Rider	67 85													
59	A	Duquesne	64 73													
65	A	Michigan	40 88													

Non-Div I Games: Washington Col. 74 50

Mt. St. Mary's

Average RPI Win: 338

Average RPI Loss: 153

WON-LOST  
RECORDWINNING  
PCT. RANKLAST 10  
GAMESSTRENGTH OF  
SCHEDULEOPP. STRENGTH  
OF SCHEDULETEAM  
RPIADJ.  
RPICONF.  
RPIADJ CONF.  
RPIDIV. I ONLY  
DIV. I NON-CONF.2- 4  
2- 4238  
2380- 0  
0- 0237  
237319  
319300  
300300  
30020  
2020  
20

TOTALS

RPI 1-25

RPI 26-50

W-L RECORDS

RPI 51-100

RPI 101-150

RPI 150+

2- 4

0- 0

0- 0

OVERALL

0- 1

0- 1

2- 2

2- 1

0- 0

0- 0

HOME

0- 0

0- 0

2- 1

0- 3

0- 0

0- 0

AWAY

0- 1

0- 1

0- 1

0- 0

0- 0

0- 0

NEUTRAL

0- 0

0- 0

0- 0

2- 4

0- 0

0- 0

NON-CONFERENCE

0- 1

0- 1

2- 2

2- 1

0- 0

0- 0

HOME

0- 0

0- 0

2- 1

0- 3

0- 0

0- 0

AWAY

0- 1

0- 1

0- 1

0- 0

0- 0

0- 0

NEUTRAL

0- 0

0- 0

0- 0

0- 0

0- 0

0- 0

CONFERENCE

0- 0

0- 0

0- 0

0- 0

0- 0

0- 0

HOME

0- 0

0- 0

0- 0

0- 0

0- 0

0- 0

AWAY

0- 0

0- 0

0- 0

0- 0

0- 0

0- 0

NEUTRAL

0- 0

0- 0

0- 0

RPI 1-25

RPI S Opponent Score

RPI 26-50

RPI S Opponent Score

RPI 51-100

RPI S Opponent Score

RPI 101+

Team's RPI: 300

RPI	S	Opponent	Score
130	A	Illinois	52 84
167	A	Arkansas St.	63 74
264	H	Alabama A&M	53 59
328	H	Lipscomb	97 61
348	H	Evansville	81 53

LAST 12 Division I GAMES:

130	A	Illinois	52	84
264	H	Alabama A&M	53	59
167	A	Arkansas St.	63	74
328	H	Lipscomb	97	61
52	A	Butler	65	86
348	H	Evansville	81	53

Non-Div I Games:

Oakland City

113 55

Bethel (TN)

86 50

Murray St.

■ Loss, 
 ■ Non-Conf, S Site, 
 ■ Home 
 ■ Away 
 N Neutral



Average RPI Win:	287	WON-LOST	WINNING	LAST 10	STRENGTH OF	OPP. STRENGTH	TEAM	ADJ.	CONF.	ADJ CONF.
Average RPI Loss:	178	RECORD	PCT. RANK	GAMES	SCHEDULE	OF SCHEDULE	RPI	RPI	RPI	RPI

DIV. I ONLY	2- 7	274	1- 0	284	260	339	339	32	32
DIV. I NON-CONF.	2- 7	274	1- 0	284	260	339	339	32	32
TOTALS	RPI 1-25	RPI 26-50	W-L RECORDS	RPI 51-100	RPI 101-150	RPI 150+			
2- 7	0- 1	0- 0	OVERALL	0- 0	0- 0	2- 6			
2- 4	0- 0	0- 0	HOME	0- 0	0- 0	2- 4			
0- 3	0- 1	0- 0	AWAY	0- 0	0- 0	0- 2			
0- 0	0- 0	0- 0	NEUTRAL	0- 0	0- 0	0- 0			
2- 7	0- 1	0- 0	NON-CONFERENCE	0- 0	0- 0	2- 6			
2- 4	0- 0	0- 0	HOME	0- 0	0- 0	2- 4			
0- 3	0- 1	0- 0	AWAY	0- 0	0- 0	0- 2			
0- 0	0- 0	0- 0	NEUTRAL	0- 0	0- 0	0- 0			
0- 0	0- 0	0- 0	CONFERENCE	0- 0	0- 0	0- 0			
0- 0	0- 0	0- 0	HOME	0- 0	0- 0	0- 0			
0- 0	0- 0	0- 0	AWAY	0- 0	0- 0	0- 0			
0- 0	0- 0	0- 0	NEUTRAL	0- 0	0- 0	0- 0			

RPI S Opponent Score	RPI S Opponent Score	RPI S Opponent Score	RPI S Opponent Score
17 A Iowa 39 106			158 A Winthrop 41 66
			165 H Coastal Caro. 66 89
			182 H UNCW 82 89
			197 H El on 54 83
			225 A High Poi nt 69 80
			239 H Wofford 66 59
			301 H USC Upstate 63 82
			335 H UNC Greensboro 66 57
LAST 12 Division I GAMES:			
17 A Iowa 39 106	239 H Wofford 66 59	335 H UNC Greensboro 66 57	
158 A Winthrop 41 66	335 H UNC Greensboro 66 57	165 H Coastal Caro. 66 89	
197 H El on 54 83	165 H Coastal Caro. 66 89	301 H USC Upstate 63 82	
225 A High Poi nt 69 80	301 H USC Upstate 63 82	182 H UNCW 82 89	

Non-Div I Games: Johnson & Wales (NC) 5 43

N. C. Central

N  
C  
S  
t  
a  
t  
e

NC State					Through Games Of Dec. 16, 2018										
Average RPI	Win:	114	WON-LOST	WINNING	LAST 10	STRENGTH OF	OPP. STRENGTH	TEAM	ADJ.	CONF.	ADJ CONF.				
Average RPI	Loss:	0	RECORD	PCT. RANK	GAMES	SCHEDULE	OF SCHEDULE	RPI	RPI	RPI	RPI				
DIV. I ONLY		11- 0		1	1- 0	25	57	3	3	1	1				
DIV. I NON-CONF.		11- 0		1	1- 0	25	57	3	3	1	1				
-----															
TOTALS	RPI 1-25		RPI 26-50		W-L RECORDS	RPI 51-100		RPI 101-150		RPI 150+					
11- 0	1- 0		3- 0		OVERALL	1- 0		1- 0		5- 0					
8- 0	1- 0		2- 0		HOME	1- 0		1- 0		3- 0					
1- 0	0- 0		0- 0		AWAY	0- 0		0- 0		1- 0					
2- 0	0- 0		1- 0		NEUTRAL	0- 0		0- 0		1- 0					
11- 0	1- 0		3- 0		NON-CONFERENCE	1- 0		1- 0		5- 0					
8- 0	1- 0		2- 0		HOME	1- 0		1- 0		3- 0					
1- 0	0- 0		0- 0		AWAY	0- 0		0- 0		1- 0					
2- 0	0- 0		1- 0		NEUTRAL	0- 0		0- 0		1- 0					
0- 0	0- 0		0- 0		CONFERENCE	0- 0		0- 0		0- 0					
0- 0	0- 0		0- 0		HOME	0- 0		0- 0		0- 0					
0- 0	0- 0		0- 0		AWAY	0- 0		0- 0		0- 0					
0- 0	0- 0		0- 0		NEUTRAL	0- 0		0- 0		0- 0					
-----															
RPI 1-25			Team's RPI: 3			RPI 26-50			RPI 51-100			RPI 101+			
RPI	S	Opponent	Score	RPI	S	Opponent	Score	RPI	S	Opponent	Score	RPI	S	Opponent	Score
23	H	Old Domini on	85 56	27	N	Mi chi gan St.	78 74	65	H	Mi chi gan	66 55	131	H	Radford	75 58
				40	H	Maine	84 46					161	H	Kent St.	78 61
				49	H	Bel mont	77 62					166	H	Vanderbi lt	74 54
												177	A	Georgetown	76 65
												194	H	Hampton	83 51
												216	N	George Washi ngton	69 61
-----															
LAST 12 Di vi si on I GAMES:															
				40	H	Maine	84 46					194	H	Hampton	83 51
				177	A	Georgetown	76 65					23	H	Old Domini on	85 56
				166	H	Vanderbi lt	74 54					65	H	Mi chi gan	66 55
				161	H	Kent St.	78 61					216	N	George Washi ngton	69 61
				49	H	Bel mont	77 62					27	N	Mi chi gan St.	78 74
												131	H	Radford	75 58

N  
C  
S  
t  
a  
t  
e

Non-Di v I Games:

NC State



Average RPI Win:	332	WON-LOST	WINNING	LAST 10	STRENGTH OF	OPP. STRENGTH	TEAM	ADJ.	CONF.	ADJ CONF.
Average RPI Loss:	234	RECORD	PCT. RANK	GAMES	SCHEDULE	OF SCHEDULE	RPI	RPI	RPI	RPI
DIV. I ONLY	3- 8	267	1- 0	322	335	325	325	25	25	
DIV. I NON-CONF.	3- 8	267	1- 0	322	335	325	325	25	25	
-----										
TOTALS	RPI 1-25	RPI 26-50	W-L RECORDS	RPI 51-100	RPI 101-150	RPI 150+				
3- 8	0- 0	0- 0	OVERALL	0- 0	0- 1	3- 7				
1- 2	0- 0	0- 0	HOME	0- 0	0- 0	1- 2				
2- 6	0- 0	0- 0	AWAY	0- 0	0- 1	2- 5				
0- 0	0- 0	0- 0	NEUTRAL	0- 0	0- 0	0- 0				
3- 8	0- 0	0- 0	NON-CONFERENCE	0- 0	0- 1	3- 7				
1- 2	0- 0	0- 0	HOME	0- 0	0- 0	1- 2				
2- 6	0- 0	0- 0	AWAY	0- 0	0- 1	2- 5				
0- 0	0- 0	0- 0	NEUTRAL	0- 0	0- 0	0- 0				
0- 0	0- 0	0- 0	CONFERENCE	0- 0	0- 0	0- 0				
0- 0	0- 0	0- 0	HOME	0- 0	0- 0	0- 0				
0- 0	0- 0	0- 0	AWAY	0- 0	0- 0	0- 0				
0- 0	0- 0	0- 0	NEUTRAL	0- 0	0- 0	0- 0				

RPI 1-25				RPI 26-50				RPI 51-100				RPI 101+ Team's RPI: 325			
RPI	S	Opponent	Score	RPI	S	Opponent	Score	RPI	S	Opponent	Score	RPI	S	Opponent	Score
												112	A	Penn	42 85
												192	H	Southeast Mo. St.	58 68
												202	A	Howard	57 77
												221	A	West Virginia	50 95
												228	A	Rider	46 67
												281	A	Saint Peter's	57 70
												293	H	Vermont	63 71
												317	A	Colgate	71 53
												330	H	Western Caro.	79 71
												342	A	Fairleigh Dickinson	43 64
												350	A	LIU Brooklyn	72 51
LAST 12 Division I GAMES:															
317	A	Colgate	71 53	228	A	Rider	46 67								
350	A	LIU Brooklyn	72 51	192	H	Southeast Mo. St.	58 68								
293	H	Vermont	63 71	330	H	Western Caro.	79 71								
202	A	Howard	57 77	342	A	Fairleigh Dickinson	43 64								
281	A	Saint Peter's	57 70	112	A	Penn	42 85								
				221	A	West Virginia	50 95								

Non-Div I Games:

NJIT

Average RPI	Win: 241	WON-LOST RECORD	WINNING PCT. RANK	LAST 10 GAMES	STRENGTH OF SCHEDULE	OPP. STRENGTH OF SCHEDULE	TEAM RPI	ADJ. RPI	CONF. RPI	ADJ CONF. RPI
Average RPI	Loss: 141									
DIV. I ONLY		3- 4	205	0- 1	161	262	202	202	22	22
DIV. I NON-CONF.		3- 4	205	0- 1	161	262	202	202	22	22
-----										
TOTALS	RPI 1-25		RPI 26-50		W-L RECORDS		RPI 51-100		RPI 101-150	RPI 150+
3- 4	0- 0		0- 1		OVERALL		0- 0		0- 2	3- 1
1- 2	0- 0		0- 0		HOME		0- 0		0- 2	1- 0
2- 2	0- 0		0- 1		AWAY		0- 0		0- 0	2- 1
0- 0	0- 0		0- 0		NEUTRAL		0- 0		0- 0	0- 0
3- 4	0- 0		0- 1		NON-CONFERENCE		0- 0		0- 2	3- 1
1- 2	0- 0		0- 0		HOME		0- 0		0- 2	1- 0
2- 2	0- 0		0- 1		AWAY		0- 0		0- 0	2- 1
0- 0	0- 0		0- 0		NEUTRAL		0- 0		0- 0	0- 0
0- 0	0- 0		0- 0		CONFERENCE		0- 0		0- 0	0- 0
0- 0	0- 0		0- 0		HOME		0- 0		0- 0	0- 0
0- 0	0- 0		0- 0		AWAY		0- 0		0- 0	0- 0
0- 0	0- 0		0- 0		NEUTRAL		0- 0		0- 0	0- 0

RPI 1-25				RPI 26-50				RPI 51-100				RPI 101+ Team's RPI: 202			
RPI	S	Opponent	Score	RPI	S	Opponent	Score	RPI	S	Opponent	Score	RPI	S	Opponent	Score
				26	A	Col orado	43 59					112	H	Penn	61 65
												136	H	Marist	48 72
												172	A	Air Force	54 47
												228	A	Rider	66 60
												291	A	Norfol k St.	58 65
												324	H	N. C. A&T	72 49
-----															
LAST 12 Division I GAMES:															
				26	A	Col orado	43 59					112	H	Penn	61 65
				172	A	Air Force	54 47					291	A	Norfol k St.	58 65
				228	A	Rider	66 60					136	H	Marist	48 72
				324	H	N. C. A&T	72 49								

Non-Div I Games: Catholic 81 36

Navy

Average RPI Win: 168

Average RPI Loss: 65

WON-LOST  
RECORDWINNING  
PCT. RANKLAST 10  
GAMESSTRENGTH OF  
SCHEDULEOPP. STRENGTH  
OF SCHEDULETEAM  
RPIADJ.  
RPICONF.  
RPIADJ CONF.  
RPIDIV. I ONLY  
DIV. I NON-CONF.5- 5  
5- 5160  
1601- 0  
1- 077  
7761  
61109  
109109  
1093  
33  
3

TOTALS

RPI 1-25

RPI 26-50

W-L RECORDS

RPI 51-100

RPI 101-150

RPI 150+

5- 5  
4- 1  
0- 4  
1- 00- 3  
0- 1  
0- 2  
0- 00- 0  
0- 0  
0- 0  
0- 0OVERALL  
HOME  
AWAY  
NEUTRAL2- 0  
2- 0  
0- 0  
0- 01- 1  
0- 0  
0- 1  
1- 02- 1  
2- 0  
0- 1  
0- 05- 5  
4- 1  
0- 4  
1- 00- 3  
0- 1  
0- 2  
0- 00- 0  
0- 0  
0- 0  
0- 0NON-CONFERENCE  
HOME  
AWAY  
NEUTRAL2- 0  
2- 0  
0- 0  
0- 01- 1  
0- 0  
0- 1  
1- 02- 1  
2- 0  
0- 1  
0- 00- 0  
0- 0  
0- 0  
0- 00- 0  
0- 0  
0- 0  
0- 00- 0  
0- 0  
0- 0  
0- 0CONFERENCE  
HOME  
AWAY  
NEUTRAL0- 0  
0- 0  
0- 0  
0- 00- 0  
0- 0  
0- 0  
0- 00- 0  
0- 0  
0- 0  
0- 0

RPI 1-25

RPI 26-50

RPI 51-100

RPI 101+

Team's RPI: 109

RPI	S	Opponent	Score
8	H	Drake	77 83
9	A	Louisville	68 85
25	A	Miami (FL)	68 82

RPI	S	Opponent	Score
-----	---	----------	-------

RPI	S	Opponent	Score
69	H	Kansas	58 52
100	H	Denver	96 71

RPI	S	Opponent	Score
115	A	Creighton	65 74
131	N	Radford	77 39
168	A	Washington St.	84 87
240	H	San Jose St.	96 63
301	H	USC Upstate	87 64

LAST 12 Division I GAMES:

115	A	Creighton	65	74	100	H	Denver	96	71
9	A	Louisville	68	85	240	H	San Jose St.	96	63
131	N	Radford	77	39	69	H	Kansas	58	52
25	A	Miami (FL)	68	82	8	H	Drake	77	83
168	A	Washington St.	84	87					
301	H	USC Upstate	87	64					

Nebraska

Nebraska

Non-Div I Games:

Nebraska

Loss, Non-Conf, S Site, H Home A Away N Neutral

Average RPI Win:	275	WON-LOST	WINNING	LAST 10	STRENGTH OF	OPP. STRENGTH	TEAM	ADJ.	CONF.	ADJ CONF.
Average RPI Loss:	101	RECORD	PCT. RANK	GAMES	SCHEDULE	OF SCHEDULE	RPI	RPI	RPI	RPI
DIV. I ONLY	1- 7	308	0- 1	17	269	212	212	9	9	
DIV. I NON-CONF.	1- 7	308	0- 1	17	269	212	212	9	9	
-----										
TOTALS	RPI 1-25	RPI 26-50	W-L RECORDS	RPI 51-100	RPI 101-150	RPI 150+				
1- 7	0- 0	0- 1	OVERALL	0- 3	0- 2	1- 1				
0- 4	0- 0	0- 1	HOME	0- 2	0- 0	0- 1				
1- 1	0- 0	0- 0	AWAY	0- 0	0- 1	1- 0				
0- 2	0- 0	0- 0	NEUTRAL	0- 1	0- 1	0- 0				
1- 7	0- 0	0- 1	NON-CONFERENCE	0- 3	0- 2	1- 1				
0- 4	0- 0	0- 1	HOME	0- 2	0- 0	0- 1				
1- 1	0- 0	0- 0	AWAY	0- 0	0- 1	1- 0				
0- 2	0- 0	0- 0	NEUTRAL	0- 1	0- 1	0- 0				
0- 0	0- 0	0- 0	CONFERENCE	0- 0	0- 0	0- 0				
0- 0	0- 0	0- 0	HOME	0- 0	0- 0	0- 0				
0- 0	0- 0	0- 0	AWAY	0- 0	0- 0	0- 0				
0- 0	0- 0	0- 0	NEUTRAL	0- 0	0- 0	0- 0				

RPI 1-25				RPI 26-50				RPI 51-100				RPI 101+ Team's RPI : 212			
RPI	S	Opponent	Score	RPI	S	Opponent	Score	RPI	S	Opponent	Score	RPI	S	Opponent	Score
26	H	Col orado	52 65	51	H	Southern Cali forni a	51 72	114	N	Northern Ill.	69 98				
				97	H	Utah	52 74	140	A	Santa Clara	48 56				
				98	N	UC Davi s	68 84	178	H	Texas Tech	67 86				
								275	A	Long Beach St.	76 67				
LAST 12 Division I GAMES:															
275	A	Long Beach St.	76 67	114	N	Northern Ill.	69 98								
140	A	Santa Clara	48 56	178	H	Texas Tech	67 86								
97	H	Utah	52 74	98	N	UC Davi s	68 84								
				51	H	Southern Cal i forni a	51 72								
				26	H	Col orado	52 65								

Non-Div I Games: Stanislaus St. 75 52

Nevada

Average RPI Win:	245	WON-LOST	WINNING	LAST 10	STRENGTH OF	OPP. STRENGTH	TEAM	ADJ.	CONF.	ADJ CONF.
Average RPI Loss:	168	RECORD	PCT. RANK	GAMES	SCHEDULE	OF SCHEDULE	RPI	RPI	RPI	RPI
DIV. I ONLY	2- 8	283	0- 1	129	285	278	278	23	23	
DIV. I NON-CONF.	2- 8	283	0- 1	129	285	278	278	23	23	
-----										
TOTALS	RPI 1-25	RPI 26-50	W-L RECORDS	RPI 51-100	RPI 101-150	RPI 150+				
2- 8	0- 0	0- 2	OVERALL	0- 1	0- 0	2- 5				
2- 1	0- 0	0- 0	HOME	0- 0	0- 0	2- 1				
0- 7	0- 0	0- 2	AWAY	0- 1	0- 0	0- 4				
0- 0	0- 0	0- 0	NEUTRAL	0- 0	0- 0	0- 0				
2- 8	0- 0	0- 2	NON-CONFERENCE	0- 1	0- 0	2- 5				
2- 1	0- 0	0- 0	HOME	0- 0	0- 0	2- 1				
0- 7	0- 0	0- 2	AWAY	0- 1	0- 0	0- 4				
0- 0	0- 0	0- 0	NEUTRAL	0- 0	0- 0	0- 0				
0- 0	0- 0	0- 0	CONFERENCE	0- 0	0- 0	0- 0				
0- 0	0- 0	0- 0	HOME	0- 0	0- 0	0- 0				
0- 0	0- 0	0- 0	AWAY	0- 0	0- 0	0- 0				
0- 0	0- 0	0- 0	NEUTRAL	0- 0	0- 0	0- 0				

RPI 1-25				RPI 26-50				RPI 51-100				RPI 101+ Team's RPI: 278			
RPI	S	Opponent	Score	RPI	S	Opponent	Score	RPI	S	Opponent	Score	RPI	S	Opponent	Score
				29	A	Northeastern	54 69	86	A	South Fla.	36 79	187	A	Boston U.	39 60
				32	A	Minnesota	47 70					204	H	Holy Cross	74 62
												210	H	Sacred Heart	60 71
												243	A	Brown	70 76
												248	A	Central Conn. St.	47 56
												285	H	Bryant	79 74
												308	A	North Dakota St.	51 56
LAST 12 Division I GAMES:															
				248	A	Central Conn. St.	47 56	187	A	Boston U.	39 60				
				204	H	Holy Cross	74 62	285	H	Bryant	79 74				
				86	A	South Fla.	36 79	29	A	Northeastern	54 69				
				32	A	Minnesota	47 70	210	H	Sacred Heart	60 71				
								243	A	Brown	70 76				
								308	A	North Dakota St.	51 56				

Non-Div I Games: U New England 68 44

New Hampshire

Average RPI	Win:	155	WON-LOST	WINNING	LAST 10	STRENGTH OF	OPP. STRENGTH	TEAM	ADJ.	CONF.	ADJ CONF.
Average RPI	Loss:	44	RECORD	PCT. RANK	GAMES	SCHEDULE	OF SCHEDULE	RPI	RPI	RPI	RPI
DIV. I ONLY		8- 1		26	1- 0	98	44	20	20	9	9
DIV. I NON-CONF.		8- 1		26	1- 0	98	44	20	20	9	9
-----											
TOTALS	RPI 1-25		RPI 26-50		W-L RECORDS	RPI 51-100		RPI 101-150		RPI 150+	
8- 1	0- 0		0- 1		OVERALL	2- 0		3- 0		3- 0	
5- 1	0- 0		0- 1		HOME	1- 0		1- 0		3- 0	
3- 0	0- 0		0- 0		AWAY	1- 0		2- 0		0- 0	
0- 0	0- 0		0- 0		NEUTRAL	0- 0		0- 0		0- 0	
8- 1	0- 0		0- 1		NON-CONFERENCE	2- 0		3- 0		3- 0	
5- 1	0- 0		0- 1		HOME	1- 0		1- 0		3- 0	
3- 0	0- 0		0- 0		AWAY	1- 0		2- 0		0- 0	
0- 0	0- 0		0- 0		NEUTRAL	0- 0		0- 0		0- 0	
0- 0	0- 0		0- 0		CONFERENCE	0- 0		0- 0		0- 0	
0- 0	0- 0		0- 0		HOME	0- 0		0- 0		0- 0	
0- 0	0- 0		0- 0		AWAY	0- 0		0- 0		0- 0	
0- 0	0- 0		0- 0		NEUTRAL	0- 0		0- 0		0- 0	

RPI 1-25				Team's RPI: 20			
RPI	S	Opponent	Score				
44	H	Auburn	76 79				

RPI 26-50			
RPI	S	Opponent	Score
44	H	Auburn	76 79

RPI 51-100			
RPI	S	Opponent	Score
93	A	New Mexico St.	75 50
93	H	New Mexico St.	83 58

RPI 101+			
RPI	S	Opponent	Score
116	A	Houston	89 84
123	H	Hartford	72 65
139	A	Northern Ariz.	84 55
163	H	Texas St.	82 51
193	H	Oklahoma	84 80
323	H	UTEP	69 51

LAST 12 Division I GAMES:							
123	H	Hartford	72 65	93	H	New Mexico St.	83 58
44	H	Auburn	76 79	193	H	Oklahoma	84 80
93	A	New Mexico St.	75 50	116	A	Houston	89 84
139	A	Northern Ariz.	84 55	163	H	Texas St.	82 51
323	H	UTEP	69 51				

Non-Div I Games:

New Mexico

Average RPI	Win:	240	WON-LOST	WINNING	LAST 10	STRENGTH OF	OPP. STRENGTH	TEAM	ADJ.	CONF.	ADJ CONF.
Average RPI	Loss:	58	RECORD	PCT. RANK	GAMES	SCHEDULE	OF SCHEDULE	RPI	RPI	RPI	RPI
DIV. I ONLY		3- 3		160	0- 1	36	239	93	93	30	30
DIV. I NON-CONF.		3- 3		160	0- 1	36	239	93	93	30	30
-----											
TOTALS	RPI 1-25		RPI 26-50		W-L RECORDS	RPI 51-100		RPI 101-150		RPI 150+	
3- 3	0- 2		0- 0		OVERALL	1- 0		0- 1		2- 0	
1- 2	0- 1		0- 0		HOME	1- 0		0- 1		0- 0	
2- 1	0- 1		0- 0		AWAY	0- 0		0- 0		2- 0	
0- 0	0- 0		0- 0		NEUTRAL	0- 0		0- 0		0- 0	
3- 3	0- 2		0- 0		NON-CONFERENCE	1- 0		0- 1		2- 0	
1- 2	0- 1		0- 0		HOME	1- 0		0- 1		0- 0	
2- 1	0- 1		0- 0		AWAY	0- 0		0- 0		2- 0	
0- 0	0- 0		0- 0		NEUTRAL	0- 0		0- 0		0- 0	
0- 0	0- 0		0- 0		CONFERENCE	0- 0		0- 0		0- 0	
0- 0	0- 0		0- 0		HOME	0- 0		0- 0		0- 0	
0- 0	0- 0		0- 0		AWAY	0- 0		0- 0		0- 0	
0- 0	0- 0		0- 0		NEUTRAL	0- 0		0- 0		0- 0	

RPI 1-25				RPI 26-50				RPI 51-100 Team's RPI: 93				RPI 101+			
RPI	S	Opponent	Score	RPI	S	Opponent	Score	RPI	S	Opponent	Score	RPI	S	Opponent	Score
20	A	New Mexico	58 83					100	H	Denver	66 64	135	H	Abilene Christian	46 58
20	H	New Mexico	50 75									297	A	Western Mich.	66 54
												323	A	UTEP	69 65
LAST 12 Division I GAMES:															
20	A	New Mexico	58 83	20	H	New Mexico	50 75								
135	H	Abilene Christian	46 58	100	H	Denver	66 64								
323	A	UTEP	69 65												
297	A	Western Mich.	66 54												

Non-Div I Games: Tex. Permian Basin 70 38 Northern N.M. 101 51

New Mexico St.

Average RPI	Win:	267	WON-LOST	WINNING	LAST 10	STRENGTH OF	OPP. STRENGTH	TEAM	ADJ.	CONF.	ADJ CONF.
Average RPI	Loss:	135	RECORD	PCT. RANK	GAMES	SCHEDULE	OF SCHEDULE	RPI	RPI	RPI	RPI
DIV. I ONLY		1- 4		283	0- 0	66	263	205	205	24	24
DIV. I NON-CONF.		1- 4		283	0- 0	66	263	205	205	24	24
-----											
TOTALS	RPI 1-25		RPI 26-50		W-L RECORDS	RPI 51-100		RPI 101-150		RPI 150+	
1- 4	0- 1		0- 0		OVERALL	0- 0		0- 2		1- 1	
0- 1	0- 0		0- 0		HOME	0- 0		0- 0		0- 1	
1- 3	0- 1		0- 0		AWAY	0- 0		0- 2		1- 0	
0- 0	0- 0		0- 0		NEUTRAL	0- 0		0- 0		0- 0	
1- 4	0- 1		0- 0		NON-CONFERENCE	0- 0		0- 2		1- 1	
0- 1	0- 0		0- 0		HOME	0- 0		0- 0		0- 1	
1- 3	0- 1		0- 0		AWAY	0- 0		0- 2		1- 0	
0- 0	0- 0		0- 0		NEUTRAL	0- 0		0- 0		0- 0	
0- 0	0- 0		0- 0		CONFERENCE	0- 0		0- 0		0- 0	
0- 0	0- 0		0- 0		HOME	0- 0		0- 0		0- 0	
0- 0	0- 0		0- 0		AWAY	0- 0		0- 0		0- 0	
0- 0	0- 0		0- 0		NEUTRAL	0- 0		0- 0		0- 0	

RPI 1-25				RPI 26-50				RPI 51-100				RPI 101+ Team's RPI: 205			
RPI	S	Opponent	Score	RPI	S	Opponent	Score	RPI	S	Opponent	Score	RPI	S	Opponent	Score
25	A	Mi ami (FL)	38 78									117	A	Ri ce	56 67
												127	A	Pi ttsburgh	38 90
												267	A	Memphi s	66 59
												272	H	La. -Monroe	44 57
-----															
LAST 12 Division I GAMES:															
25	A	Mi ami (FL)	38 78	117	A	Ri ce	56 67	272	H	La. -Monroe	44 57	127	A	Pi ttsburgh	38 90
267	A	Memphi s	66 59												

Non-Div I Games: Dillard 68 59 Centenary (LA) 104 42 Trinity Baptist 93 38 New Orleans



Average RPI Win:	284	WON-LOST	WINNING	LAST 10	STRENGTH OF	OPP. STRENGTH	TEAM	ADJ.	CONF.	ADJ CONF.
Average RPI Loss:	158	RECORD	PCT. RANK	GAMES	SCHEDULE	OF SCHEDULE	RPI	RPI	RPI	RPI
DIV. I ONLY	3- 6	238	1- 0	301	116	303	303	27	27	
DIV. I NON-CONF.	3- 6	238	1- 0	301	116	303	303	27	27	
-----										
TOTALS	RPI 1-25	RPI 26-50	W-L RECORDS	RPI 51-100	RPI 101-150	RPI 150+				
3- 6	0- 1	0- 0	OVERALL	0- 1	0- 1	3- 3				
2- 2	0- 0	0- 0	HOME	0- 0	0- 0	2- 2				
0- 3	0- 1	0- 0	AWAY	0- 1	0- 0	0- 1				
1- 1	0- 0	0- 0	NEUTRAL	0- 0	0- 1	1- 0				
3- 6	0- 1	0- 0	NON-CONFERENCE	0- 1	0- 1	3- 3				
2- 2	0- 0	0- 0	HOME	0- 0	0- 0	2- 2				
0- 3	0- 1	0- 0	AWAY	0- 1	0- 0	0- 1				
1- 1	0- 0	0- 0	NEUTRAL	0- 0	0- 1	1- 0				
0- 0	0- 0	0- 0	CONFERENCE	0- 0	0- 0	0- 0				
0- 0	0- 0	0- 0	HOME	0- 0	0- 0	0- 0				
0- 0	0- 0	0- 0	AWAY	0- 0	0- 0	0- 0				
0- 0	0- 0	0- 0	NEUTRAL	0- 0	0- 0	0- 0				

RPI 1-25				RPI 26-50				RPI 51-100				RPI 101+				Team's RPI: 303
RPI	S	Opponent	Score	RPI	S	Opponent	Score	RPI	S	Opponent	Score	RPI	S	Opponent	Score	
5	A	Iowa St.	35 95					88	A	Buffalo	61 88	124	N	Yale	64 67	
												202	H	Howard	61 68	
												229	H	St. Bonaventure	48 76	
												255	H	Binghamton	79 72	
												258	H	Coppin St.	71 69	
												302	A	Saint Joseph's	54 68	
												338	N	Morgan St.	67 57	
LAST 12 Division I GAMES:																
255	H	Binghamton	79 72	338	N	Morgan St.	67 57									
202	H	Howard	61 68	124	N	Yale	64 67									
302	A	Saint Joseph's	54 68	258	H	Coppin St.	71 69									
88	A	Buffalo	61 88													
5	A	Iowa St.	35 95													
229	H	St. Bonaventure	48 76													

Non-Div I Games:

Niagara

Average RPI	Win:	263	WON-LOST	WINNING	LAST 10	STRENGTH OF	OPP. STRENGTH	TEAM	ADJ.	CONF.	ADJ CONF.
Average RPI	Loss:	93	RECORD	PCT. RANK	GAMES	SCHEDULE	OF SCHEDULE	RPI	RPI	RPI	RPI
DIV. I ONLY		4- 5		191	0- 1	194	160	160	160	24	24
DIV. I NON-CONF.		4- 5		191	0- 1	194	160	160	160	24	24
-----											
TOTALS	RPI 1-25		RPI 26-50		W-L RECORDS	RPI 51-100		RPI 101-150		RPI 150+	
4- 5	0- 1		0- 2		OVERALL	0- 0		0- 0		4- 2	
1- 0	0- 0		0- 0		HOME	0- 0		0- 0		1- 0	
2- 4	0- 1		0- 2		AWAY	0- 0		0- 0		2- 1	
1- 1	0- 0		0- 0		NEUTRAL	0- 0		0- 0		1- 1	
4- 5	0- 1		0- 2		NON-CONFERENCE	0- 0		0- 0		4- 2	
1- 0	0- 0		0- 0		HOME	0- 0		0- 0		1- 0	
2- 4	0- 1		0- 2		AWAY	0- 0		0- 0		2- 1	
1- 1	0- 0		0- 0		NEUTRAL	0- 0		0- 0		1- 1	
0- 0	0- 0		0- 0		CONFERENCE	0- 0		0- 0		0- 0	
0- 0	0- 0		0- 0		HOME	0- 0		0- 0		0- 0	
0- 0	0- 0		0- 0		AWAY	0- 0		0- 0		0- 0	
0- 0	0- 0		0- 0		NEUTRAL	0- 0		0- 0		0- 0	

RPI 1-25				RPI 26-50				RPI 51-100				RPI 101+ Team's RPI: 160			
RPI	S	Opponent	Score	RPI	S	Opponent	Score	RPI	S	Opponent	Score	RPI	S	Opponent	Score
12	A	Baylor	39 100	37	A	Tulane	46 71					163	A	Texas St.	67 72
				44	A	Auburn	59 80					196	N	Texas Southern	58 57
												211	N	Delaware	56 71
												259	H	Mississippi Val.	72 47
												272	A	La.-Monroe	55 54
												323	A	UTEP	58 56
-----															
LAST 12 Division I GAMES:															
323	A	UTEP	58 56	211	N	Delaware	56 71								
44	A	Auburn	59 80	163	A	Texas St.	67 72								
12	A	Baylor	39 100	272	A	La.-Monroe	55 54								
				37	A	Tulane	46 71								
				259	H	Mississippi Val.	72 47								
				196	N	Texas Southern	58 57								

Non-Div I Games: Southern-N.O. 86 49

Nicholls St.

Average RPI Win: 287

Average RPI Loss: 187

WON-LOST  
RECORDWINNING  
PCT. RANKLAST 10  
GAMESSTRENGTH OF  
SCHEDULEOPP. STRENGTH  
OF SCHEDULETEAM  
RPIADJ.  
RPICONF.  
RPIADJ CONF.  
RPIDIV. I ONLY  
DIV. I NON-CONF.3- 6  
3- 6238  
2381- 0  
1- 0282  
282234  
234291  
291291  
29132  
3232  
32

TOTALS

RPI 1-25

RPI 26-50

W-L RECORDS

RPI 51-100

RPI 101-150

RPI 150+

3- 6 0- 1  
2- 1 0- 0  
0- 5 0- 1  
1- 0 0- 00- 0  
0- 0  
0- 0  
0- 0OVERALL  
HOME  
AWAY  
NEUTRAL0- 0  
0- 0  
0- 0  
0- 00- 1  
0- 0  
0- 1  
0- 03- 4  
2- 1  
0- 3  
1- 03- 6 0- 1  
2- 1 0- 0  
0- 5 0- 1  
1- 0 0- 00- 0  
0- 0  
0- 0  
0- 0NON-CONFERENCE  
HOME  
AWAY  
NEUTRAL0- 0  
0- 0  
0- 0  
0- 00- 1  
0- 0  
0- 1  
0- 03- 4  
2- 1  
0- 3  
1- 00- 0 0- 0  
0- 0 0- 0  
0- 0 0- 0  
0- 0 0- 00- 0  
0- 0  
0- 0  
0- 0CONFERENCE  
HOME  
AWAY  
NEUTRAL0- 0  
0- 0  
0- 0  
0- 00- 0  
0- 0  
0- 0  
0- 00- 0  
0- 0  
0- 0  
0- 0

RPI 1-25

RPI S Opponent Score  
23 A Old Domini on 53 69

RPI 26-50

RPI S Opponent Score

RPI 51-100

RPI S Opponent Score

RPI 101+

Team's RPI: 291

RPI S Opponent Score  
138 A Lehigh 41 62  
202 H Navy 65 58  
207 H Campbell 49 57  
225 A High Point 51 83  
234 A Ole Miss 42 60  
296 A La Salle 52 62  
311 N Liberty 66 53  
349 H Longwood 74 42

LAST 12 Division I GAMES:

311 N Liberty	66	53	296 A La Salle	52	62
225 A High Point	51	83	138 A Lehigh	41	62
349 H Longwood	74	42	207 H Campbell	49	57
			202 H Navy	65	58
			23 A Old Domini on	53	69
			234 A Ole Miss	42	60

Norfolk St.

Norfolk St.

Non-Div I Games:

Cheyney

93 40

Norfolk St.

Average RPI Win:	230	WON-LOST	WINNING	LAST 10	STRENGTH OF	OPP. STRENGTH	TEAM	ADJ.	CONF.	ADJ CONF.
Average RPI Loss:	71	RECORD	PCT. RANK	GAMES	SCHEDULE	OF SCHEDULE	RPI	RPI	RPI	RPI

DIV. I ONLY	4- 1	43	0- 0	326	30	125	125	25	25
DIV. I NON-CONF.	4- 1	43	0- 0	326	30	125	125	25	25
-----									
TOTALS	RPI 1-25	RPI 26-50	W-L RECORDS	RPI 51-100	RPI 101-150	RPI 150+			
4- 1	0- 0	0- 0	OVERALL	0- 1	0- 0	4- 0			
1- 0	0- 0	0- 0	HOME	0- 0	0- 0	1- 0			
2- 1	0- 0	0- 0	AWAY	0- 1	0- 0	2- 0			
1- 0	0- 0	0- 0	NEUTRAL	0- 0	0- 0	1- 0			
4- 1	0- 0	0- 0	NON-CONFERENCE	0- 1	0- 0	4- 0			
1- 0	0- 0	0- 0	HOME	0- 0	0- 0	1- 0			
2- 1	0- 0	0- 0	AWAY	0- 1	0- 0	2- 0			
1- 0	0- 0	0- 0	NEUTRAL	0- 0	0- 0	1- 0			
0- 0	0- 0	0- 0	CONFERENCE	0- 0	0- 0	0- 0			
0- 0	0- 0	0- 0	HOME	0- 0	0- 0	0- 0			
0- 0	0- 0	0- 0	AWAY	0- 0	0- 0	0- 0			
0- 0	0- 0	0- 0	NEUTRAL	0- 0	0- 0	0- 0			

RPI 1-25	RPI 26-50	RPI 51-100	RPI 101+ Team's RPI: 125
RPI S Opponent Score	RPI S Opponent Score	RPI S Opponent Score	RPI S Opponent Score
		71 A Xavier 81 94	166 A Vanderbilt 74 71
			192 N Southeast Mo. St. 80 67
			231 H Alabama St. 68 42
			330 A Western Caro. 89 66
LAST 12 Division I GAMES:			
		71 A Xavier 81 94	
		330 A Western Caro. 89 66	
		192 N Southeast Mo. St. 80 67	
		231 H Alabama St. 68 42	
		166 A Vanderbilt 74 71	

Non-Div I Games: Stillman 99 43 Martin Methodist 79 48 Lane 98 57 Blue Mountain (MS) 70 42 North Ala.

Average RPI Win:	152	WON-LOST	WINNING	LAST 10	STRENGTH OF	OPP. STRENGTH	TEAM	ADJ.	CONF.	ADJ CONF.
Average RPI Loss:	38	RECORD	PCT. RANK	GAMES	SCHEDULE	OF SCHEDULE	RPI	RPI	RPI	RPI
DIV. I ONLY	7- 4	104	1- 0	37	81	39	39	1	1	
DIV. I NON-CONF.	7- 4	104	1- 0	37	81	39	39	1	1	
-----										
TOTALS	RPI 1-25	RPI 26-50	W-L RECORDS	RPI 51-100	RPI 101-150	RPI 150+				
7- 4	0- 1	1- 2	OVERALL	2- 1	0- 0	4- 0				
4- 1	0- 0	0- 1	HOME	1- 0	0- 0	3- 0				
1- 2	0- 0	0- 1	AWAY	0- 1	0- 0	1- 0				
2- 1	0- 1	1- 0	NEUTRAL	1- 0	0- 0	0- 0				
7- 4	0- 1	1- 2	NON-CONFERENCE	2- 1	0- 0	4- 0				
4- 1	0- 0	0- 1	HOME	1- 0	0- 0	3- 0				
1- 2	0- 0	0- 1	AWAY	0- 1	0- 0	1- 0				
2- 1	0- 1	1- 0	NEUTRAL	1- 0	0- 0	0- 0				
0- 0	0- 0	0- 0	CONFERENCE	0- 0	0- 0	0- 0				
0- 0	0- 0	0- 0	HOME	0- 0	0- 0	0- 0				
0- 0	0- 0	0- 0	AWAY	0- 0	0- 0	0- 0				
0- 0	0- 0	0- 0	NEUTRAL	0- 0	0- 0	0- 0				

RPI 1-25				RPI 26-50				RPI 51-100				RPI 101+			
RPI	S	Opponent	Score	RPI	S	Opponent	Score	RPI	S	Opponent	Score	RPI	S	Opponent	Score
11	N	Kentucky	75 85	26	A	Colorado	74 86	72	H	VCU	59 47	161	H	Kent St.	73 60
				28	N	UCLA	83 49	76	A	Ohio St.	69 76	182	H	UNCW	82 55
				40	H	Maine	73 85	86	N	South Fla.	71 69	197	A	Elon	100 69
												335	H	UNC Greensboro	83 62
-----															
LAST 12 Division I GAMES:															
335	H	UNC Greensboro	83 62	182	H	UNCW	82 55	40	H	Maine	73 85	76	A	Ohio St.	69 76
26	A	Colorado	74 86	76	A	Ohio St.	69 76	11	N	Kentucky	75 85	86	N	South Fla.	71 69
72	H	VCU	59 47	86	N	South Fla.	71 69	28	N	UCLA	83 49				
161	H	Kent St.	73 60												
197	A	Elon	100 69												

Non-Div I Games:

North Carolina

Average RPI Win:	254	WON-LOST	WINNING	LAST 10	STRENGTH OF	OPP. STRENGTH	TEAM	ADJ.	CONF.	ADJ CONF.
Average RPI Loss:	110	RECORD	PCT. RANK	GAMES	SCHEDULE	OF SCHEDULE	RPI	RPI	RPI	RPI
DIV. I ONLY	2- 7	274	0- 0	105	112	184	184	13	13	
DIV. I NON-CONF.	2- 7	274	0- 0	105	112	184	184	13	13	
-----										
TOTALS	RPI 1-25	RPI 26-50	W-L RECORDS	RPI 51-100	RPI 101-150	RPI 150+				
2- 7	0- 2	0- 0	OVERALL	0- 2	0- 1	2- 2				
0- 1	0- 0	0- 0	HOME	0- 0	0- 0	0- 1				
2- 6	0- 2	0- 0	AWAY	0- 2	0- 1	2- 1				
0- 0	0- 0	0- 0	NEUTRAL	0- 0	0- 0	0- 0				
2- 7	0- 2	0- 0	NON-CONFERENCE	0- 2	0- 1	2- 2				
0- 1	0- 0	0- 0	HOME	0- 0	0- 0	0- 1				
2- 6	0- 2	0- 0	AWAY	0- 2	0- 1	2- 1				
0- 0	0- 0	0- 0	NEUTRAL	0- 0	0- 0	0- 0				
0- 0	0- 0	0- 0	CONFERENCE	0- 0	0- 0	0- 0				
0- 0	0- 0	0- 0	HOME	0- 0	0- 0	0- 0				
0- 0	0- 0	0- 0	AWAY	0- 0	0- 0	0- 0				
0- 0	0- 0	0- 0	NEUTRAL	0- 0	0- 0	0- 0				

RPI 1-25				RPI 26-50				RPI 51-100				RPI 101+ Team's RPI: 184			
RPI	S	Opponent	Score	RPI	S	Opponent	Score	RPI	S	Opponent	Score	RPI	S	Opponent	Score
5	A	Iowa St.	35 87					87	A	UNI	60 64	149	A	Rhode Island	63 77
10	A	Syracuse	49 85					96	A	Penn St.	68 75	174	H	Milwaukee	46 64
												201	A	Massachusetts	59 52
												249	A	Illinois St.	55 67
												306	A	Valparaiso	62 56
-----															
LAST 12 Division I GAMES:															
5	A	Iowa St.	35 87	87	A	UNI	60 64	201	A	Massachusetts	59 52				
174	H	Milwaukee	46 64	149	A	Rhode Island	63 77	96	A	Penn St.	68 75				
10	A	Syracuse	49 85	249	A	Illinois St.	55 67	306	A	Valparaiso	62 56				

Non-Div I Games: Mayville St. 84 50

North Dakota

Average RPI Win:	292	WON-LOST	WINNING	LAST 10	STRENGTH OF	OPP. STRENGTH	TEAM	ADJ.	CONF.	ADJ CONF.
Average RPI Loss:	152	RECORD	PCT. RANK	GAMES	SCHEDULE	OF SCHEDULE	RPI	RPI	RPI	RPI
DIV. I ONLY	2- 7	274	1- 0	272	192	308	308	13	13	
DIV. I NON-CONF.	2- 7	274	1- 0	272	192	308	308	13	13	
-----										
TOTALS	RPI 1-25	RPI 26-50	W-L RECORDS	RPI 51-100	RPI 101-150	RPI 150+				
2- 7	0- 0	0- 0	OVERALL	0- 1	0- 3	2- 3				
1- 3	0- 0	0- 0	HOME	0- 0	0- 1	1- 2				
1- 3	0- 0	0- 0	AWAY	0- 1	0- 2	1- 0				
0- 1	0- 0	0- 0	NEUTRAL	0- 0	0- 0	0- 1				
2- 7	0- 0	0- 0	NON-CONFERENCE	0- 1	0- 3	2- 3				
1- 3	0- 0	0- 0	HOME	0- 0	0- 1	1- 2				
1- 3	0- 0	0- 0	AWAY	0- 1	0- 2	1- 0				
0- 1	0- 0	0- 0	NEUTRAL	0- 0	0- 0	0- 1				
0- 0	0- 0	0- 0	CONFERENCE	0- 0	0- 0	0- 0				
0- 0	0- 0	0- 0	HOME	0- 0	0- 0	0- 0				
0- 0	0- 0	0- 0	AWAY	0- 0	0- 0	0- 0				
0- 0	0- 0	0- 0	NEUTRAL	0- 0	0- 0	0- 0				

RPI 1-25				RPI 26-50				RPI 51-100				RPI 101+				Team's RPI : 308			
RPI	S	Opponent	Score	RPI	S	Opponent	Score	RPI	S	Opponent	Score	RPI	S	Opponent	Score				
								66	A	Paci fi c	68	75	114	A	Northern Ill.	63	81		
													115	H	Creighton	51	86		
													141	A	Wi sconsi n	53	64		
													169	H	UMKC	59	69		
													174	H	Mi l waukee	55	57		
													278	H	New Hampshi re	56	51		
													282	N	North Texas	78	92		
													306	A	Val parai so	51	48		
LAST 12 Division I GAMES:																			
306	A	Val parai so	51	48	66	A	Paci fi c	68	75	141	A	Wi sconsi n	53	64	278	H	New Hampshi re	56	51
174	H	Mi l waukee	55	57	115	H	Creighton	51	86										
169	H	UMKC	59	69															
114	A	Northern Ill.	63	81															
282	N	North Texas	78	92															

Non-Div I Games: Mayville St. 49 43

North Dakota St.

Average RPI Win: 323

Average RPI Loss: 99

WON-LOST  
RECORDWINNING  
PCT. RANKLAST 10  
GAMESSTRENGTH OF  
SCHEDULEOPP. STRENGTH  
OF SCHEDULETEAM  
RPIADJ.  
RPICONF.  
RPIADJ CONF.  
RPIDIV. I ONLY  
DIV. I NON-CONF.3- 4  
3- 4205  
2050- 1  
0- 1252  
252189  
189237  
237237  
23725  
2525  
25

TOTALS

RPI 1-25

RPI 26-50

W-L RECORDS

RPI 51-100

RPI 101-150

RPI 150+

3- 4

0- 2

0- 0

OVERALL

0- 0

0- 1

3- 1

3- 0

0- 0

0- 0

HOME

0- 0

0- 0

3- 0

0- 4

0- 2

0- 0

AWAY

0- 0

0- 1

0- 1

0- 0

0- 0

0- 0

NEUTRAL

0- 0

0- 0

0- 0

3- 4

0- 2

0- 0

NON-CONFERENCE

0- 0

0- 1

3- 1

3- 0

0- 0

0- 0

HOME

0- 0

0- 0

3- 0

0- 4

0- 2

0- 0

AWAY

0- 0

0- 1

0- 1

0- 0

0- 0

0- 0

NEUTRAL

0- 0

0- 0

0- 0

0- 0

0- 0

0- 0

CONFERENCE

0- 0

0- 0

0- 0

0- 0

0- 0

0- 0

HOME

0- 0

0- 0

0- 0

0- 0

0- 0

0- 0

AWAY

0- 0

0- 0

0- 0

0- 0

0- 0

0- 0

NEUTRAL

0- 0

0- 0

0- 0

RPI 1-25

RPI 26-50

RPI 51-100

RPI 101+

Team's RPI: 237

RPI	S	Opponent	Score
16	A	Indiana	52 75
21	A	Florida St.	53 74

RPI	S	Opponent	Score
-----	---	----------	-------

RPI	S	Opponent	Score
-----	---	----------	-------

RPI	S	Opponent	Score
137	A	Colorado St.	59 61
223	A	Bethune-Cookman	60 76
307	H	Florida A&M	64 53
314	H	FIU	62 53
347	H	Charleston So.	82 76

LAST 12 Division I GAMES:

137	A	Colorado St.	59	61	223	A	Bethune-Cookman	60	76
347	H	Charleston So.	82	76	314	H	FIU	62	53
16	A	Indiana	52	75					
307	H	Florida A&M	64	53					
21	A	Florida St.	53	74					

Non-Div I Games: Trinity Baptist 99 40

North Florida



Average RPI Win: 283

Average RPI Loss: 100

WON-LOST  
RECORDWINNING  
PCT. RANKLAST 10  
GAMESSTRENGTH OF  
SCHEDULEOPP. STRENGTH  
OF SCHEDULETEAM  
RPIADJ.  
RPICONF.  
RPIADJ CONF.  
RPIDIV. I ONLY  
DIV. I NON-CONF.3- 5  
3- 5224  
2240- 0  
0- 0291  
29169  
69282  
282282  
28218  
1818  
18

TOTALS

RPI 1-25

RPI 26-50

W-L RECORDS

RPI 51-100

RPI 101-150

RPI 150+

3- 5 0- 0  
2- 2 0- 0  
0- 2 0- 0  
1- 1 0- 00- 1  
0- 0  
0- 0  
0- 1OVERALL  
HOME  
AWAY  
NEUTRAL0- 2  
0- 1  
0- 1  
0- 00- 1  
0- 1  
0- 0  
0- 03- 1  
2- 0  
0- 1  
1- 03- 5 0- 0  
2- 2 0- 0  
0- 2 0- 0  
1- 1 0- 00- 1  
0- 0  
0- 0  
0- 1NON-CONFERENCE  
HOME  
AWAY  
NEUTRAL0- 2  
0- 1  
0- 1  
0- 00- 1  
0- 1  
0- 0  
0- 03- 1  
2- 0  
0- 1  
1- 00- 0 0- 0  
0- 0 0- 0  
0- 0 0- 0  
0- 0 0- 00- 0  
0- 0  
0- 0  
0- 0CONFERENCE  
HOME  
AWAY  
NEUTRAL0- 0  
0- 0  
0- 0  
0- 00- 0  
0- 0  
0- 0  
0- 00- 0  
0- 0  
0- 0  
0- 0

RPI 1-25

RPI 26-50

RPI 51-100

RPI 101+

Team's RPI: 282

RPI S Opponent Score

RPI S Opponent Score

42 N Wyoming 49 53

RPI S Opponent Score

54 H Texas 54 64

94 A Kansas St. 42 60

RPI S Opponent Score

106 H Utah St. 41 57

206 A SMU 66 73

226 H Missouri St. 83 76

308 N North Dakota St. 92 78

316 H Houston Baptist 100 75

LAST 12 Division I GAMES:

106 H Utah St. 41 57

54 H Texas 54 64

316 H Houston Baptist 100 75

226 H Missouri St. 83 76

206 A SMU 66 73

308 N North Dakota St. 92 78

42 N Wyoming 49 53

94 A Kansas St. 42 60

North Texas

North Texas

Non-Div I Games: Mid-Amer. Christian 82 35 Xavier (LA) 59 46

North Texas

Loss, Non-Conf, S Site, H Home A Away N Neutral

Average RPI	Win:	189	WON-LOST	WINNING	LAST 10	STRENGTH OF	OPP. STRENGTH	TEAM	ADJ.	CONF.	ADJ CONF.
Average RPI	Loss:	0	RECORD	PCT. RANK	GAMES	SCHEDULE	OF SCHEDULE	RPI	RPI	RPI	RPI
DIV. I ONLY		9- 0		1	1- 0	239	52	29	29	12	12
DIV. I NON-CONF.		9- 0		1	1- 0	239	52	29	29	12	12
-----											
TOTALS	RPI 1-25		RPI 26-50		W-L RECORDS	RPI 51-100		RPI 101-150		RPI 150+	
9- 0	0- 0		0- 0		OVERALL	0- 0		2- 0		7- 0	
5- 0	0- 0		0- 0		HOME	0- 0		0- 0		5- 0	
4- 0	0- 0		0- 0		AWAY	0- 0		2- 0		2- 0	
0- 0	0- 0		0- 0		NEUTRAL	0- 0		0- 0		0- 0	
9- 0	0- 0		0- 0		NON-CONFERENCE	0- 0		2- 0		7- 0	
5- 0	0- 0		0- 0		HOME	0- 0		0- 0		5- 0	
4- 0	0- 0		0- 0		AWAY	0- 0		2- 0		2- 0	
0- 0	0- 0		0- 0		NEUTRAL	0- 0		0- 0		0- 0	
0- 0	0- 0		0- 0		CONFERENCE	0- 0		0- 0		0- 0	
0- 0	0- 0		0- 0		HOME	0- 0		0- 0		0- 0	
0- 0	0- 0		0- 0		AWAY	0- 0		0- 0		0- 0	
0- 0	0- 0		0- 0		NEUTRAL	0- 0		0- 0		0- 0	

RPI 1-25				RPI 26-50				Team's RPI: 29				RPI 51-100				RPI 101+			
RPI	S	Opponent	Score	RPI	S	Opponent	Score					RPI	S	Opponent	Score	RPI	S	Opponent	Score
																126	A	Provi dence	65 59
																128	A	Dayton	84 79
																154	H	Fordham	58 54
																172	H	Air Force	54 41
																187	H	Boston U.	81 51
																190	A	Flori da	79 66
																201	H	Massachusetts	53 52
																265	A	Fai rfi eld	59 50
																278	H	New Hampshi re	69 54
LAST 12 Division I GAMES:																			
																126	A	Provi dence	65 59
																265	A	Fai rfi eld	59 50
																201	H	Massachusetts	53 52
																190	A	Flori da	79 66
																172	H	Air Force	54 41
																278	H	New Hampshi re	69 54
																128	A	Dayton	84 79
																154	H	Fordham	58 54
																187	H	Boston U.	81 51

Non-Div I Games:

Northeastern

Average RPI	Win:	180	WON-LOST	WINNING	LAST 10	STRENGTH OF	OPP. STRENGTH	TEAM	ADJ.	CONF.	ADJ CONF.
Average RPI	Loss:	107	RECORD	PCT. RANK	GAMES	SCHEDULE	OF SCHEDULE	RPI	RPI	RPI	RPI
DIV. I ONLY		4- 4		160	0- 1	156	63	139	139	11	11
DIV. I NON-CONF.		4- 4		160	0- 1	156	63	139	139	11	11
-----											
TOTALS	RPI 1-25		RPI 26-50		W-L RECORDS	RPI 51-100		RPI 101-150		RPI 150+	
4- 4	0- 1		0- 0		OVERALL	1- 1		1- 1		2- 1	
2- 1	0- 1		0- 0		HOME	0- 0		1- 0		1- 0	
2- 2	0- 0		0- 0		AWAY	1- 1		0- 1		1- 0	
0- 1	0- 0		0- 0		NEUTRAL	0- 0		0- 0		0- 1	
4- 4	0- 1		0- 0		NON-CONFERENCE	1- 1		1- 1		2- 1	
2- 1	0- 1		0- 0		HOME	0- 0		1- 0		1- 0	
2- 2	0- 0		0- 0		AWAY	1- 1		0- 1		1- 0	
0- 1	0- 0		0- 0		NEUTRAL	0- 0		0- 0		0- 1	
0- 0	0- 0		0- 0		CONFERENCE	0- 0		0- 0		0- 0	
0- 0	0- 0		0- 0		HOME	0- 0		0- 0		0- 0	
0- 0	0- 0		0- 0		AWAY	0- 0		0- 0		0- 0	
0- 0	0- 0		0- 0		NEUTRAL	0- 0		0- 0		0- 0	

RPI 1-25				RPI 26-50				RPI 51-100				RPI 101+				Team's RPI: 139
RPI	S	Opponent	Score	RPI	S	Opponent	Score	RPI	S	Opponent	Score	RPI	S	Opponent	Score	
20	H	New Mexico	55 84					63	A	Washington	59 81	103	H	Fresno St.	86 73	
								79	A	Loyola Marymount	63 62	137	A	Colorado St.	54 65	
												206	N	SMU	48 55	
												252	A	Seattle U	65 58	
												287	H	California Baptist	91 88	
-----																
LAST 12 Division I GAMES:																
137	A	Colorado St.	54 65	206	N	SMU	48 55									
79	A	Loyola Marymount	63 62	20	H	New Mexico	55 84									
287	H	California Baptist	91 88													
63	A	Washington	59 81													
252	A	Seattle U	65 58													
103	H	Fresno St.	86 73													

Non-Div I Games:

Northern Ariz.

Average RPI Win:	162	WON-LOST	WINNING	LAST 10	STRENGTH OF	OPP. STRENGTH	TEAM	ADJ.	CONF.	ADJ CONF.
Average RPI Loss:	96	RECORD	PCT. RANK	GAMES	SCHEDULE	OF SCHEDULE	RPI	RPI	RPI	RPI
DIV. I ONLY	5- 3	112	1- 0	147	49	55	55	11	11	
DIV. I NON-CONF.	5- 3	112	1- 0	147	49	55	55	11	11	
-----										
TOTALS	RPI 1-25	RPI 26-50	W-L RECORDS	RPI 51-100	RPI 101-150	RPI 150+				
5- 3	0- 0	0- 1	OVERALL	1- 1	2- 0	2- 1				
3- 0	0- 0	0- 0	HOME	1- 0	1- 0	1- 0				
2- 3	0- 0	0- 1	AWAY	0- 1	1- 0	1- 1				
0- 0	0- 0	0- 0	NEUTRAL	0- 0	0- 0	0- 0				
5- 3	0- 0	0- 1	NON-CONFERENCE	1- 1	2- 0	2- 1				
3- 0	0- 0	0- 0	HOME	1- 0	1- 0	1- 0				
2- 3	0- 0	0- 1	AWAY	0- 1	1- 0	1- 1				
0- 0	0- 0	0- 0	NEUTRAL	0- 0	0- 0	0- 0				
0- 0	0- 0	0- 0	CONFERENCE	0- 0	0- 0	0- 0				
0- 0	0- 0	0- 0	HOME	0- 0	0- 0	0- 0				
0- 0	0- 0	0- 0	AWAY	0- 0	0- 0	0- 0				
0- 0	0- 0	0- 0	NEUTRAL	0- 0	0- 0	0- 0				

RPI	S	Opponent	Score	RPI	S	Opponent	Score	RPI	S	Opponent	Score	RPI	S	Opponent	Score
26	A	Colorado	69 77	89	A	LSU	57 62	100	H	Denver	74 66	118	H	Chattanooga	68 65
												137	A	Colorado St.	53 47
												172	A	Air Force	57 69
												206	H	SMU	58 57
												251	A	San Francisco	68 63
-----															
LAST 12 Division I GAMES:															
89	A	LSU	57 62	118	H	Chattanooga	68 65	206	H	SMU	58 57	172	A	Air Force	57 69
26	A	Colorado	69 77	251	A	San Francisco	68 63	137	A	Colorado St.	53 47	100	H	Denver	74 66

Non-Div I Games:

Northern Colo.

Average RPI Win:	200	WON-LOST	WINNING	LAST 10	STRENGTH OF	OPP. STRENGTH	TEAM	ADJ.	CONF.	ADJ CONF.
Average RPI Loss:	66	RECORD	PCT. RANK	GAMES	SCHEDULE	OF SCHEDULE	RPI	RPI	RPI	RPI
DIV. I ONLY	5- 4	140	1- 0	177	48	114	114	10	10	
DIV. I NON-CONF.	5- 4	140	1- 0	177	48	114	114	10	10	
-----										
TOTALS	RPI 1-25	RPI 26-50	W-L RECORDS	RPI 51-100	RPI 101-150	RPI 150+				
5- 4	0- 2	0- 0	OVERALL	1- 1	1- 0	3- 1				
3- 0	0- 0	0- 0	HOME	1- 0	1- 0	1- 0				
0- 4	0- 2	0- 0	AWAY	0- 1	0- 0	0- 1				
2- 0	0- 0	0- 0	NEUTRAL	0- 0	0- 0	2- 0				
5- 4	0- 2	0- 0	NON-CONFERENCE	1- 1	1- 0	3- 1				
3- 0	0- 0	0- 0	HOME	1- 0	1- 0	1- 0				
0- 4	0- 2	0- 0	AWAY	0- 1	0- 0	0- 1				
2- 0	0- 0	0- 0	NEUTRAL	0- 0	0- 0	2- 0				
0- 0	0- 0	0- 0	CONFERENCE	0- 0	0- 0	0- 0				
0- 0	0- 0	0- 0	HOME	0- 0	0- 0	0- 0				
0- 0	0- 0	0- 0	AWAY	0- 0	0- 0	0- 0				
0- 0	0- 0	0- 0	NEUTRAL	0- 0	0- 0	0- 0				

RPI 1-25				RPI 26-50				RPI 51-100				RPI 101+				Team's RPI: 114
RPI	S	Opponent	Score	RPI	S	Opponent	Score	RPI	S	Opponent	Score	RPI	S	Opponent	Score	
5	A	Iowa St.	60 70					84	A	Montana	70 86	124	H	Yale	89 80	
16	A	Indiana	73 91					87	H	UNI	70 59	157	A	Southern Ill.	73 82	
												212	N	Nevada	98 69	
												269	N	Western Ill.	86 61	
												308	H	North Dakota St.	81 63	
-----																
LAST 12 Division I GAMES:																
212	N	Nevada	98 69	157	A	Southern Ill.	73 82									
87	H	UNI	70 59	84	A	Montana	70 86									
5	A	Iowa St.	60 70	308	H	North Dakota St.	81 63									
269	N	Western Ill.	86 61	16	A	Indiana	73 91									
				124	H	Yale	89 80									

Non-Div I Games:

Northern Ill.

Average RPI Win:	0	WON-LOST	WINNING	LAST 10	STRENGTH OF	OPP. STRENGTH	TEAM	ADJ.	CONF.	ADJ CONF.
Average RPI Loss:	174	RECORD	PCT. RANK	GAMES	SCHEDULE	OF SCHEDULE	RPI	RPI	RPI	RPI
DIV. I ONLY	0- 6	330	0- 1	80	338	309	309	14	14	
DIV. I NON-CONF.	0- 6	330	0- 1	80	338	309	309	14	14	
-----										
TOTALS	RPI 1-25	RPI 26-50	W-L RECORDS	RPI 51-100	RPI 101-150	RPI 150+				
0- 6	0- 1	0- 1	OVERALL	0- 0	0- 0	0- 4				
0- 2	0- 0	0- 1	HOME	0- 0	0- 0	0- 1				
0- 3	0- 1	0- 0	AWAY	0- 0	0- 0	0- 2				
0- 1	0- 0	0- 0	NEUTRAL	0- 0	0- 0	0- 1				
0- 6	0- 1	0- 1	NON-CONFERENCE	0- 0	0- 0	0- 4				
0- 2	0- 0	0- 1	HOME	0- 0	0- 0	0- 1				
0- 3	0- 1	0- 0	AWAY	0- 0	0- 0	0- 2				
0- 1	0- 0	0- 0	NEUTRAL	0- 0	0- 0	0- 1				
0- 0	0- 0	0- 0	CONFERENCE	0- 0	0- 0	0- 0				
0- 0	0- 0	0- 0	HOME	0- 0	0- 0	0- 0				
0- 0	0- 0	0- 0	AWAY	0- 0	0- 0	0- 0				
0- 0	0- 0	0- 0	NEUTRAL	0- 0	0- 0	0- 0				

RPI 1-25				RPI 26-50				RPI 51-100				RPI 101+ Team's RPI : 309											
RPI	S	Opponent	Score	RPI	S	Opponent	Score	RPI	S	Opponent	Score	RPI	S	Opponent	Score								
9	A	Louisville	59 92	49	H	Belmont	53 71					161	A	Kent St.	61 62								
												232	N	Akron	60 77								
												249	H	Illinois St.	53 58								
												345	A	Austin Peay	48 52								
-----																							
LAST 12 Division I GAMES:																							
249	H	Illinois St.	53 58	9	A	Louisville	59 92																
345	A	Austin Peay	48 52																				
49	H	Belmont	53 71																				
232	N	Akron	60 77																				
161	A	Kent St.	61 62																				

Non-Div I Games: Alderson Broaddus 73 32

Northern Ky.

Average RPI	Win:	113	WON-LOST	WINNING	LAST 10	STRENGTH OF	OPP. STRENGTH	TEAM	ADJ.	CONF.	ADJ CONF.
Average RPI	Loss:	56	RECORD	PCT. RANK	GAMES	SCHEDULE	OF SCHEDULE	RPI	RPI	RPI	RPI
DIV. I ONLY		5- 3		112	0- 1	85	7	60	60	3	3
DIV. I NON-CONF.		5- 3		112	0- 1	85	7	60	60	3	3
-----											
TOTALS	RPI 1-25		RPI 26-50		W-L RECORDS	RPI 51-100		RPI 101-150		RPI 150+	
5- 3	0- 1		2- 1		OVERALL	1- 0		0- 1		2- 0	
3- 2	0- 1		1- 0		HOME	1- 0		0- 1		1- 0	
2- 1	0- 0		1- 1		AWAY	0- 0		0- 0		1- 0	
0- 0	0- 0		0- 0		NEUTRAL	0- 0		0- 0		0- 0	
5- 3	0- 1		2- 1		NON-CONFERENCE	1- 0		0- 1		2- 0	
3- 2	0- 1		1- 0		HOME	1- 0		0- 1		1- 0	
2- 1	0- 0		1- 1		AWAY	0- 0		0- 0		1- 0	
0- 0	0- 0		0- 0		NEUTRAL	0- 0		0- 0		0- 0	
0- 0	0- 0		0- 0		CONFERENCE	0- 0		0- 0		0- 0	
0- 0	0- 0		0- 0		HOME	0- 0		0- 0		0- 0	
0- 0	0- 0		0- 0		AWAY	0- 0		0- 0		0- 0	
0- 0	0- 0		0- 0		NEUTRAL	0- 0		0- 0		0- 0	

RPI 1-25				RPI 26-50				RPI 51-100				RPI 101+			
RPI	S	Opponent	Score	RPI	S	Opponent	Score	RPI	S	Opponent	Score	RPI	S	Opponent	Score
7	H	Marquette	57 76	31	A	Green Bay	57 55	64	H	UT Martin	90 64	127	H	Pittsburgh	49 52
				35	A	DePaul	60 76					190	A	Florida	83 74
				45	H	Duke	84 58					236	H	UIC	87 44
-----															
Team's RPI: 60															
LAST 12 Division I GAMES:															
7	H	Marquette	57 76	35	A	DePaul	60 76	127	H	Pittsburgh	49 52				
31	A	Green Bay	57 55	64	H	UT Martin	90 64	190	A	Florida	83 74				
				236	H	UIC	87 44	45	H	Duke	84 58				

Non-Div I Games:

Northwestern

Average RPI Win: 351  
Average RPI Loss: 181

WON-LOST  
RECORD

WINNING  
PCT. RANK

LAST 10  
GAMES

STRENGTH OF  
SCHEDULE

OPP. STRENGTH  
OF SCHEDULE

TEAM  
RPI

ADJ.  
RPI

CONF.  
RPI

ADJ CONF.  
RPI

DIV. I ONLY  
DIV. I NON-CONF.

1- 5  
1- 5

297  
297

0- 0  
0- 0

275  
275

270  
270

336  
336

336  
336

24  
24

24  
24

TOTALS

RPI 1-25

RPI 26-50

W-L RECORDS

RPI 51-100

RPI 101-150

RPI 150+

1- 5

0- 0

0- 1

OVERALL

0- 0

0- 1

1- 3

1- 1

0- 0

0- 0

HOME

0- 0

0- 0

1- 1

0- 4

0- 0

0- 1

AWAY

0- 0

0- 1

0- 2

0- 0

0- 0

0- 0

NEUTRAL

0- 0

0- 0

0- 0

1- 5

0- 0

0- 1

NON-CONFERENCE

0- 0

0- 1

1- 3

1- 1

0- 0

0- 0

HOME

0- 0

0- 0

1- 1

0- 4

0- 0

0- 1

AWAY

0- 0

0- 1

0- 2

0- 0

0- 0

0- 0

NEUTRAL

0- 0

0- 0

0- 0

0- 0

0- 0

0- 0

CONFERENCE

0- 0

0- 0

0- 0

0- 0

0- 0

0- 0

HOME

0- 0

0- 0

0- 0

0- 0

0- 0

0- 0

AWAY

0- 0

0- 0

0- 0

0- 0

0- 0

0- 0

NEUTRAL

0- 0

0- 0

0- 0

RPI 1-25

RPI 26-50

RPI 51-100

RPI 101+

Team's RPI: 336

RPI S Opponent Score

RPI S Opponent Score

RPI S Opponent Score

RPI S Opponent Score

47 A Arkansas 53 98

121 A Al abama 73 87

193 A Okl ahoma 56 93

272 H La. -Monroe 55 63

274 A Southern Mi ss. 54 69

351 H Al corn 78 65

LAST 12 Division I GAMES:

121 A Al abama 73 87

272 H La. -Monroe 55 63

274 A Southern Mi ss. 54 69

351 H Al corn 78 65

193 A Okl ahoma 56 93

47 A Arkansas 53 98



Average RPI	Win:	86	WON-LOST	WINNING	LAST 10	STRENGTH OF	OPP. STRENGTH	TEAM	ADJ.	CONF.	ADJ CONF.
Average RPI	Loss:	2	RECORD	PCT. RANK	GAMES	SCHEDULE	OF SCHEDULE	RPI	RPI	RPI	RPI
DIV. I ONLY		9- 1	21	1- 0	4	79	1	1	1	1	1
DIV. I NON-CONF.		9- 1	21	1- 0	4	79	1	1	1	1	1
-----											
TOTALS	RPI 1-25		RPI 26-50		W-L RECORDS	RPI 51-100	RPI 101-150		RPI 150+		
9- 1	3- 1		1- 0		OVERALL	1- 0	2- 0		2- 0		
4- 1	1- 1		0- 0		HOME	0- 0	1- 0		2- 0		
2- 0	0- 0		1- 0		AWAY	1- 0	0- 0		0- 0		
3- 0	2- 0		0- 0		NEUTRAL	0- 0	1- 0		0- 0		
9- 1	3- 1		1- 0		NON-CONFERENCE	1- 0	2- 0		2- 0		
4- 1	1- 1		0- 0		HOME	0- 0	1- 0		2- 0		
2- 0	0- 0		1- 0		AWAY	1- 0	0- 0		0- 0		
3- 0	2- 0		0- 0		NEUTRAL	0- 0	1- 0		0- 0		
0- 0	0- 0		0- 0		CONFERENCE	0- 0	0- 0		0- 0		
0- 0	0- 0		0- 0		HOME	0- 0	0- 0		0- 0		
0- 0	0- 0		0- 0		AWAY	0- 0	0- 0		0- 0		
0- 0	0- 0		0- 0		NEUTRAL	0- 0	0- 0		0- 0		

RPI	S	Opponent	Score	RPI	S	Opponent	Score	RPI	S	Opponent	Score	RPI	S	Opponent	Score
2	H	UConn	71 89	35	A	DePaul	101 77	77	A	Toledo	72 56	101	N	Oregon St.	91 81
8	N	Drake	82 64									112	H	Penn	75 55
17	H	Iowa	105 71									151	H	Harvard	103 58
19	N	Gonzaga	81 65									255	H	Binghamton	103 53
-----															
LAST 12 Division I GAMES:															
17	H	Iowa	105 71	101	N	Oregon St.	91 81	8	N	Drake	82 64				
19	N	Gonzaga	81 65	255	H	Binghamton	103 53	77	A	Toledo	72 56				
35	A	DePaul	101 77	77	A	Toledo	72 56	2	H	UConn	71 89				
112	H	Penn	75 55												
151	H	Harvard	103 58												

Non-Div I Games:

Notre Dame

Average RPI Win:	332	WON-LOST	WINNING	LAST 10	STRENGTH OF	OPP. STRENGTH	TEAM	ADJ.	CONF.	ADJ CONF.
Average RPI Loss:	113	RECORD	PCT. RANK	GAMES	SCHEDULE	OF SCHEDULE	RPI	RPI	RPI	RPI
DIV. I ONLY	1- 8	319	0- 1	10	322	222	222	14	14	
DIV. I NON-CONF.	1- 8	319	0- 1	10	322	222	222	14	14	
-----										
TOTALS	RPI 1-25	RPI 26-50	W-L RECORDS	RPI 51-100	RPI 101-150	RPI 150+				
1- 8	0- 1	0- 2	OVERALL	0- 1	0- 1	1- 3				
1- 3	0- 1	0- 1	HOME	0- 1	0- 0	1- 0				
0- 4	0- 0	0- 1	AWAY	0- 0	0- 1	0- 2				
0- 1	0- 0	0- 0	NEUTRAL	0- 0	0- 0	0- 1				
1- 8	0- 1	0- 2	NON-CONFERENCE	0- 1	0- 1	1- 3				
1- 3	0- 1	0- 1	HOME	0- 1	0- 0	1- 0				
0- 4	0- 0	0- 1	AWAY	0- 0	0- 1	0- 2				
0- 1	0- 0	0- 0	NEUTRAL	0- 0	0- 0	0- 1				
0- 0	0- 0	0- 0	CONFERENCE	0- 0	0- 0	0- 0				
0- 0	0- 0	0- 0	HOME	0- 0	0- 0	0- 0				
0- 0	0- 0	0- 0	AWAY	0- 0	0- 0	0- 0				
0- 0	0- 0	0- 0	NEUTRAL	0- 0	0- 0	0- 0				

RPI 1-25				RPI 26-50				RPI 51-100				RPI 101+				Team's RPI: 222
RPI	S	Opponent	Score	RPI	S	Opponent	Score	RPI	S	Opponent	Score	RPI	S	Opponent	Score	
16	H	Indiana	32 59	27	H	Michigan St.	58 102	65	H	Michigan	59 85	110	A	Bradley	64 73	
				46	A	Central Mich.	61 104					161	A	Kent St.	65 75	
												232	N	Akron	65 85	
												249	A	Illinois St.	56 62	
												332	H	Canisius	71 60	
LAST 12 Division I GAMES:																
65	H	Michigan	59 85	27	H	Michigan St.	58 102	110	A	Bradley	64 73	249	A	Illinois St.	56 62	
16	H	Indiana	32 59					332	H	Canisius	71 60	161	A	Kent St.	65 75	
46	A	Central Mich.	61 104					232	N	Akron	65 85					

Non-Div I Games: Grace Bible (MI) 94 48

Oakland

Average RPI Win:	181	WON-LOST	WINNING	LAST 10	STRENGTH OF	OPP. STRENGTH	TEAM	ADJ.	CONF.	ADJ CONF.
Average RPI Loss:	0	RECORD	PCT. RANK	GAMES	SCHEDULE	OF SCHEDULE	RPI	RPI	RPI	RPI
DIV. I ONLY	9- 0	1	1- 0	324	4	57	57	10	10	
DIV. I NON-CONF.	9- 0	1	1- 0	324	4	57	57	10	10	
-----										
TOTALS	RPI 1-25	RPI 26-50	W-L RECORDS	RPI 51-100	RPI 101-150	RPI 150+				
9- 0	0- 0	2- 0	OVERALL	1- 0	0- 0	6- 0				
6- 0	0- 0	0- 0	HOME	1- 0	0- 0	5- 0				
1- 0	0- 0	1- 0	AWAY	0- 0	0- 0	0- 0				
2- 0	0- 0	1- 0	NEUTRAL	0- 0	0- 0	1- 0				
9- 0	0- 0	2- 0	NON-CONFERENCE	1- 0	0- 0	6- 0				
6- 0	0- 0	0- 0	HOME	1- 0	0- 0	5- 0				
1- 0	0- 0	1- 0	AWAY	0- 0	0- 0	0- 0				
2- 0	0- 0	1- 0	NEUTRAL	0- 0	0- 0	1- 0				
0- 0	0- 0	0- 0	CONFERENCE	0- 0	0- 0	0- 0				
0- 0	0- 0	0- 0	HOME	0- 0	0- 0	0- 0				
0- 0	0- 0	0- 0	AWAY	0- 0	0- 0	0- 0				
0- 0	0- 0	0- 0	NEUTRAL	0- 0	0- 0	0- 0				

RPI	S	Opponent	Score	RPI	S	Opponent	Score	RPI	S	Opponent	Score	RPI	S	Opponent	Score
36	N	Lamar University	87 62	38	A	IUPUI	73 66	91	H	Purdue	80 73	182	H	UNCW	95 72
229	N	St. Bonaventure	70 53	255	H	Binghamton	86 49	258	H	Coppin St.	87 62	268	H	Eastern Ky.	100 60
271	H	Cleveland St.	72 54	255	H	Binghamton	86 49	182	H	UNCW	95 72				
-----															
LAST 12 Division I GAMES:															
38	A	IUPUI	73 66	36	N	Lamar University	87 62	229	N	St. Bonaventure	70 53	268	H	Eastern Ky.	100 60
258	H	Coppin St.	87 62	255	H	Binghamton	86 49	182	H	UNCW	95 72				
91	H	Purdue	80 73												
271	H	Cleveland St.	72 54												

Non-Div I Games:

Ohio

Average RPI Win: 166

Average RPI Loss: 50

WON-LOST  
RECORDWINNING  
PCT. RANKLAST 10  
GAMESSTRENGTH OF  
SCHEDULEOPP. STRENGTH  
OF SCHEDULETEAM  
RPIADJ.  
RPICONF.  
RPIADJ CONF.  
RPIDIV. I ONLY  
DIV. I NON-CONF.4- 3  
4- 3135  
1351- 0  
1- 054  
5424  
2476  
7676  
763  
33  
3

TOTALS

RPI 1-25

RPI 26-50

W-L RECORDS

RPI 51-100

RPI 101-150

RPI 150+

4- 3 0- 1  
4- 1 0- 0  
0- 2 0- 1  
0- 0 0- 01- 0  
1- 0  
0- 0  
0- 0OVERALL  
HOME  
AWAY  
NEUTRAL0- 2  
0- 1  
0- 1  
0- 01- 0  
1- 0  
0- 0  
0- 02- 0  
2- 0  
0- 0  
0- 04- 3 0- 1  
4- 1 0- 0  
0- 2 0- 1  
0- 0 0- 01- 0  
1- 0  
0- 0  
0- 0NON-CONFERENCE  
HOME  
AWAY  
NEUTRAL0- 2  
0- 1  
0- 1  
0- 01- 0  
1- 0  
0- 0  
0- 02- 0  
2- 0  
0- 0  
0- 00- 0 0- 0  
0- 0 0- 0  
0- 0 0- 0  
0- 0 0- 00- 0  
0- 0  
0- 0  
0- 0CONFERENCE  
HOME  
AWAY  
NEUTRAL0- 0  
0- 0  
0- 0  
0- 00- 0  
0- 0  
0- 0  
0- 00- 0  
0- 0  
0- 0  
0- 0

RPI 1-25

RPI 26-50

RPI 51-100

Team's RPI: 76

RPI 101+

RPI S Opponent Score  
2 A UConn 53 85RPI S Opponent Score  
39 H North Carolina 76 69RPI S Opponent Score  
63 A Washington 59 69  
86 H South Fla. 47 71RPI S Opponent Score  
146 H Cincinnati 69 56  
190 H Florida 46 41  
290 H Detroit Mercy 55 41

LAST 12 Division I GAMES:

63	A	Washington	59	69	190	H	Florida	46	41
146	H	Cincinnati	69	56					
39	H	North Carolina	76	69					
2	A	UConn	53	85					
290	H	Detroit Mercy	55	41					
86	H	South Fla.	47	71					

Ohio St.

Ohio St.

Non-Div I Games:

Ohio St.

Loss, Non-Conf, S Site, H Home A Away N Neutral

Average RPI Win: 288		WON-LOST	WINNING	LAST 10	STRENGTH OF		OPP. STRENGTH	TEAM	ADJ.	CONF.	ADJ CONF.
Average RPI Loss: 76		RECORD	PCT. RANK	GAMES	SCHEDULE		OF SCHEDULE	RPI	RPI	RPI	RPI
DIV. I ONLY		3- 6	238	0- 1	40		230	193	193	6	6
DIV. I NON-CONF.		3- 6	238	0- 1	40		230	193	193	6	6
-----											
TOTALS		RPI 1-25	RPI 26-50		W-L RECORDS		RPI 51-100	RPI 101-150	RPI 150+		
3- 6	0- 1		0- 2		OVERALL		0- 2	0- 0	3- 1		
3- 1	0- 0		0- 1		HOME		0- 0	0- 0	3- 0		
0- 3	0- 1		0- 1		AWAY		0- 1	0- 0	0- 0		
0- 2	0- 0		0- 0		NEUTRAL		0- 1	0- 0	0- 1		
3- 6	0- 1		0- 2		NON-CONFERENCE		0- 2	0- 0	3- 1		
3- 1	0- 0		0- 1		HOME		0- 0	0- 0	3- 0		
0- 3	0- 1		0- 1		AWAY		0- 1	0- 0	0- 0		
0- 2	0- 0		0- 0		NEUTRAL		0- 1	0- 0	0- 1		
0- 0	0- 0		0- 0		CONFERENCE		0- 0	0- 0	0- 0		
0- 0	0- 0		0- 0		HOME		0- 0	0- 0	0- 0		
0- 0	0- 0		0- 0		AWAY		0- 0	0- 0	0- 0		
0- 0	0- 0		0- 0		NEUTRAL		0- 0	0- 0	0- 0		

RPI 1-25				RPI 26-50				RPI 51-100				RPI 101+ Team's RPI: 193			
RPI	S	Opponent	Score	RPI	S	Opponent	Score	RPI	S	Opponent	Score	RPI	S	Opponent	Score
20	A	New Mexico	80 84	35	H	DePaul	76 87	86	A	South Fla.	70 87	173	N	UAB	84 89
				44	A	Auburn	79 95	95	N	Clemson	62 74	215	H	Western Ky.	90 83
												312	H	Central Ark.	65 52
												336	H	Northwestern St.	93 56
LAST 12 Division I GAMES:															
86	A	South Fla.	70 87	95	N	Clemson	62 74	35	H	DePaul	76 87	312	H	Central Ark.	65 52
336	H	Northwestern St.	93 56	44	A	Auburn	79 95	20	A	New Mexico	80 84	215	H	Western Ky.	90 83
215	H	Western Ky.	90 83	173	N	UAB	84 89								

Non-Div I Games:

Okla homa

Average RPI	Win:	220	WON-LOST	WINNING	LAST 10	STRENGTH OF	OPP. STRENGTH	TEAM	ADJ.	CONF.	ADJ CONF.
Average RPI	Loss:	21	RECORD	PCT. RANK	GAMES	SCHEDULE	OF SCHEDULE	RPI	RPI	RPI	RPI
DIV. I ONLY		7- 2		57	0- 1	251	33	113	113	6	6
DIV. I NON-CONF.		7- 2		57	0- 1	251	33	113	113	6	6
-----											
TOTALS	RPI 1-25		RPI 26-50		W-L RECORDS	RPI 51-100		RPI 101-150		RPI 150+	
7- 2	0- 1		0- 1		OVERALL	0- 0		0- 0		7- 0	
6- 1	0- 1		0- 0		HOME	0- 0		0- 0		6- 0	
1- 1	0- 0		0- 1		AWAY	0- 0		0- 0		1- 0	
0- 0	0- 0		0- 0		NEUTRAL	0- 0		0- 0		0- 0	
7- 2	0- 1		0- 1		NON-CONFERENCE	0- 0		0- 0		7- 0	
6- 1	0- 1		0- 0		HOME	0- 0		0- 0		6- 0	
1- 1	0- 0		0- 1		AWAY	0- 0		0- 0		1- 0	
0- 0	0- 0		0- 0		NEUTRAL	0- 0		0- 0		0- 0	
0- 0	0- 0		0- 0		CONFERENCE	0- 0		0- 0		0- 0	
0- 0	0- 0		0- 0		HOME	0- 0		0- 0		0- 0	
0- 0	0- 0		0- 0		AWAY	0- 0		0- 0		0- 0	
0- 0	0- 0		0- 0		NEUTRAL	0- 0		0- 0		0- 0	

RPI 1-25				RPI 26-50				RPI 51-100				RPI 101+ Team's RPI: 113			
RPI	S	Opponent	Score	RPI	S	Opponent	Score	RPI	S	Opponent	Score	RPI	S	Opponent	Score
14	H	Tennessee	63 76	28	A	UCLA	59 71					163	H	Texas St.	66 55
												167	H	Arkansas St.	62 60
												183	H	UC Riverside	76 51
												208	H	Prairie View	70 50
												246	A	Wichita St.	60 47
												260	H	Samford	82 62
												316	H	Houston Baptist	77 44
-----															
LAST 12 Division I GAMES:															
				28	A	UCLA	59 71	163	H	Texas St.	66 55				
				316	H	Houston Baptist	77 44	246	A	Wichita St.	60 47				
				14	H	Tennessee	63 76	260	H	Samford	82 62				
								208	H	Prairie View	70 50				
								183	H	UC Riverside	76 51				
								167	H	Arkansas St.	62 60				

Non-Div I Games:

Oklahoma St.

Average RPI	Win:	171	WON-LOST	WINNING	LAST 10	STRENGTH OF	OPP. STRENGTH	TEAM	ADJ.	CONF.	ADJ CONF.
Average RPI	Loss:	81	RECORD	PCT. RANK	GAMES	SCHEDULE	OF SCHEDULE	RPI	RPI	RPI	RPI
DIV. I ONLY		7- 2		57	1- 0	42	138	23	23	18	18
DIV. I NON-CONF.		7- 2		57	1- 0	42	138	23	23	18	18
-----											
TOTALS	RPI 1-25		RPI 26-50		W-L RECORDS	RPI 51-100		RPI 101-150		RPI 150+	
7- 2	0- 1		0- 0		OVERALL	2- 0		1- 0		4- 1	
3- 1	0- 0		0- 0		HOME	1- 0		0- 0		2- 1	
2- 1	0- 1		0- 0		AWAY	0- 0		1- 0		1- 0	
2- 0	0- 0		0- 0		NEUTRAL	1- 0		0- 0		1- 0	
7- 2	0- 1		0- 0		NON-CONFERENCE	2- 0		1- 0		4- 1	
3- 1	0- 0		0- 0		HOME	1- 0		0- 0		2- 1	
2- 1	0- 1		0- 0		AWAY	0- 0		1- 0		1- 0	
2- 0	0- 0		0- 0		NEUTRAL	1- 0		0- 0		1- 0	
0- 0	0- 0		0- 0		CONFERENCE	0- 0		0- 0		0- 0	
0- 0	0- 0		0- 0		HOME	0- 0		0- 0		0- 0	
0- 0	0- 0		0- 0		AWAY	0- 0		0- 0		0- 0	
0- 0	0- 0		0- 0		NEUTRAL	0- 0		0- 0		0- 0	

RPI 1-25				Team's RPI: 23				RPI 26-50			
RPI	S	Opponent	Score	RPI	S	Opponent	Score	RPI	S	Opponent	Score
3	A	NC State	56 85					72	H	VCU	60 57
								92	N	Tennessee Tech	80 73
LAST 12 Division I GAMES:											
				72	H	VCU	60 57	146	A	Cincinnati	76 72
				170	H	William & Mary	83 69	291	H	Norfolk St.	69 53
				3	A	NC State	56 85	207	A	Campbell	83 59
				92	N	Tennessee Tech	80 73				
				220	N	Jacksonville	78 76				
				159	H	Virginia	67 73				
RPI 51-100				RPI 101+							
RPI	S	Opponent	Score	RPI	S	Opponent	Score				
				146	A	Cincinnati	76 72				
				159	H	Virginia	67 73				
				170	H	William & Mary	83 69				
				207	A	Campbell	83 59				
				220	N	Jacksonville	78 76				
				291	H	Norfolk St.	69 53				

Non-Div I Games:

Old Domini on

O  
l  
e  
M  
i  
s  
s

Ole Miss				Through Games Of Dec. 16, 2018																	
Average RPI Win:		301	WON-LOST RECORD		WINNING PCT. RANK		LAST 10 GAMES		STRENGTH OF SCHEDULE		OPP. STRENGTH OF SCHEDULE		TEAM RPI	ADJ. RPI	CONF. RPI	ADJ CONF. RPI					
Average RPI Loss:		76																			
DIV. I ONLY			5- 7		209		0- 1		119		243		234	234	5	5					
DIV. I NON-CONF.			5- 7		209		0- 1		119		243		234	234	5	5					
-----																					
TOTALS		RPI 1-25		RPI 26-50		W-L RECORDS		RPI 51-100		RPI 101-150		RPI 150+									
5- 7		0- 1		0- 1		OVERALL		0- 4		0- 0		5- 1									
5- 3		0- 0		0- 1		HOME		0- 1		0- 0		5- 1									
0- 1		0- 0		0- 0		AWAY		0- 1		0- 0		0- 0									
0- 3		0- 1		0- 0		NEUTRAL		0- 2		0- 0		0- 0									
5- 7		0- 1		0- 1		NON-CONFERENCE		0- 4		0- 0		5- 1									
5- 3		0- 0		0- 1		HOME		0- 1		0- 0		5- 1									
0- 1		0- 0		0- 0		AWAY		0- 1		0- 0		0- 0									
0- 3		0- 1		0- 0		NEUTRAL		0- 2		0- 0		0- 0									
0- 0		0- 0		0- 0		CONFERENCE		0- 0		0- 0		0- 0									
0- 0		0- 0		0- 0		HOME		0- 0		0- 0		0- 0									
0- 0		0- 0		0- 0		AWAY		0- 0		0- 0		0- 0									
0- 0		0- 0		0- 0		NEUTRAL		0- 0		0- 0		0- 0									
-----																					
RPI 1-25				RPI 26-50				RPI 51-100				RPI 101+ Team's RPI: 234									
RPI	S	Opponent		Score		RPI	S	Opponent		Score		RPI	S	Opponent		Score					
2	N	UConn		50 90		38	H	IUPUI		58 66		53	H	TCU		50 55					
												180	H	Jacksonville St.		49 60					
												82	A	Louisiana Tech		71 80	227	H	Temple		62 55
												83	N	St. John's (NY)		59 64	291	H	Norfolk St.		60 42
												91	N	Purdue		59 70	297	H	Western Mich.		69 66
												344	H	Louisiana		79 57	346	H	Savannah St.		74 51
-----																					
LAST 12 Division I GAMES:																					
												180	H	Jacksonville St.		49 60					
												53	H	TCU		50 55	344	H	Louisiana		79 57
												83	N	St. John's (NY)		59 64	346	H	Savannah St.		74 51
												91	N	Purdue		59 70	227	H	Temple		62 55
												2	N	UConn		50 90	38	H	IUPUI		58 66
												291	H	Norfolk St.		60 42					

O  
l  
e  
M  
i  
s  
s

Non-Div I Games:

Ole Miss



Average RPI Win: **294**  
 Average RPI Loss: **123**

WON-LOST  
RECORD

WINNING  
PCT. RANK

LAST 10  
GAMES

STRENGTH OF  
SCHEDULE

OPP. STRENGTH  
OF SCHEDULE

TEAM  
RPI

ADJ.  
RPI

CONF.  
RPI

ADJ CONF.  
RPI

DIV. I ONLY	4- 6	212	1- 0	262	207	256	256	13	13
DIV. I NON-CONF.	4- 6	212	1- 0	262	207	256	256	13	13
-----									
TOTALS	RPI 1-25	RPI 26-50	W-L RECORDS	RPI 51-100	RPI 101-150	RPI 150+			
4- 6	0- 0	0- 0	OVERALL	0- 2	0- 3	4- 1			
2- 2	0- 0	0- 0	HOME	0- 0	0- 2	2- 0			
1- 3	0- 0	0- 0	AWAY	0- 2	0- 1	1- 0			
1- 1	0- 0	0- 0	NEUTRAL	0- 0	0- 0	1- 1			
4- 6	0- 0	0- 0	NON-CONFERENCE	0- 2	0- 3	4- 1			
2- 2	0- 0	0- 0	HOME	0- 0	0- 2	2- 0			
1- 3	0- 0	0- 0	AWAY	0- 2	0- 1	1- 0			
1- 1	0- 0	0- 0	NEUTRAL	0- 0	0- 0	1- 1			
0- 0	0- 0	0- 0	CONFERENCE	0- 0	0- 0	0- 0			
0- 0	0- 0	0- 0	HOME	0- 0	0- 0	0- 0			
0- 0	0- 0	0- 0	AWAY	0- 0	0- 0	0- 0			
0- 0	0- 0	0- 0	NEUTRAL	0- 0	0- 0	0- 0			

RPI 1-25				RPI 26-50				RPI 51-100				RPI 101+ Team' s RPI : 256							
RPI	S	Opponent	Score	RPI	S	Opponent	Score	RPI	S	Opponent	Score	RPI	S	Opponent	Score				
								85	A	Montana St.	56	59	110	H	Bradley	60	80		
								94	A	Kansas St.	46	61	115	A	Creighton	51	66		
													129	H	CSUN	52	64		
													207	N	Campbel l	52	65		
													279	H	CSU Bakersfi el d	53	46		
													290	A	Detroit Mercy	51	42		
													301	H	USC Upstate	96	69		
													307	N	Flori da A&M	57	50		
LAST 12 Di vi si on I GAMES:																			
279	H	CSU Bakersfield	53	46	307	N	Flori da A&M	57	50	85	A	Montana St.	56	59	110	H	Bradley	60	80
115	A	Creighton	51	66						301	H	USC Upstate	96	69					
290	A	Detroit Mercy	51	42															
207	N	Campbel l	52	65															
129	H	CSUN	52	64															
94	A	Kansas St.	46	61															

Non-Div I Games: Graceland (IA) 81 39

Omaha

Average RPI Win: 217 WON-LOST RECORD WINNING PCT. RANK LAST 10 GAMES STRENGTH OF SCHEDULE OPP. STRENGTH OF SCHEDULE TEAM RPI ADJ. RPI CONF. RPI ADJ CONF. RPI

DIV. I ONLY	5- 5	160	1- 0	164	119	148	148	13	13
DIV. I NON-CONF.	5- 5	160	1- 0	164	119	148	148	13	13
TOTALS	RPI 1-25	RPI 26-50	W-L RECORDS	RPI 51-100	RPI 101-150	RPI 150+			
5- 5	0- 1	0- 1	OVERALL	0- 1	0- 1	5- 1			
2- 2	0- 0	0- 0	HOME	0- 0	0- 1	2- 1			
3- 3	0- 1	0- 1	AWAY	0- 1	0- 0	3- 0			
0- 0	0- 0	0- 0	NEUTRAL	0- 0	0- 0	0- 0			
5- 5	0- 1	0- 1	NON-CONFERENCE	0- 1	0- 1	5- 1			
2- 2	0- 0	0- 0	HOME	0- 0	0- 1	2- 1			
3- 3	0- 1	0- 1	AWAY	0- 1	0- 0	3- 0			
0- 0	0- 0	0- 0	NEUTRAL	0- 0	0- 0	0- 0			
0- 0	0- 0	0- 0	CONFERENCE	0- 0	0- 0	0- 0			
0- 0	0- 0	0- 0	HOME	0- 0	0- 0	0- 0			
0- 0	0- 0	0- 0	AWAY	0- 0	0- 0	0- 0			
0- 0	0- 0	0- 0	NEUTRAL	0- 0	0- 0	0- 0			

RPI S Opponent Score	RPI S Opponent Score	RPI S Opponent Score	RPI S Opponent Score
17 A Iowa 77 90	47 A Arkansas 61 74	69 A Kansas 58 70	Team's RPI: 148
			RPI S Opponent Score
			105 H Tulsa 68 76
			163 A Texas St. 81 64
			169 H UMKC 75 64
			185 H UT Arlington 62 80
			214 A Sam Houston St. 73 62
			224 H Southern Utah 64 59
			316 A Houston Baptist 74 56
LAST 12 Division I GAMES:			
163 A Texas St. 81 64	316 A Houston Baptist 74 56		
169 H UMKC 75 64	214 A Sam Houston St. 73 62		
105 H Tulsa 68 76	185 H UT Arlington 62 80		
69 A Kansas 58 70	224 H Southern Utah 64 59		
17 A Iowa 77 90	47 A Arkansas 61 74		

Non-Div I Games: Harris-Stowe 74 46 Cent. Christian (KS) 47

Average RPI	Win: 105	WON-LOST	WINNING	LAST 10	STRENGTH OF	OPP. STRENGTH	TEAM	ADJ.	CONF.	ADJ CONF.
Average RPI	Loss: 27	RECORD	PCT. RANK	GAMES	SCHEDULE	OF SCHEDULE	RPI	RPI	RPI	RPI

DIV. I ONLY	7- 1	33	1- 0	33	21	6	6	2	2
DIV. I NON-CONF.	7- 1	33	1- 0	33	21	6	6	2	2
-----									
TOTALS	RPI 1-25	RPI 26-50	W-L RECORDS	RPI 51-100	RPI 101-150	RPI 150+			
7- 1	1- 0	2- 1	OVERALL	1- 0	1- 0	2- 0			
3- 0	1- 0	0- 0	HOME	1- 0	0- 0	1- 0			
3- 1	0- 0	2- 1	AWAY	0- 0	1- 0	0- 0			
1- 0	0- 0	0- 0	NEUTRAL	0- 0	0- 0	1- 0			
7- 1	1- 0	2- 1	NON-CONFERENCE	1- 0	1- 0	2- 0			
3- 0	1- 0	0- 0	HOME	1- 0	0- 0	1- 0			
3- 1	0- 0	2- 1	AWAY	0- 0	1- 0	0- 0			
1- 0	0- 0	0- 0	NEUTRAL	0- 0	0- 0	1- 0			
0- 0	0- 0	0- 0	CONFERENCE	0- 0	0- 0	0- 0			
0- 0	0- 0	0- 0	HOME	0- 0	0- 0	0- 0			
0- 0	0- 0	0- 0	AWAY	0- 0	0- 0	0- 0			
0- 0	0- 0	0- 0	NEUTRAL	0- 0	0- 0	0- 0			

RPI 1-25				Team's RPI: 6		RPI 26-50				RPI 51-100				RPI 101+			
RPI	S	Opponent	Score	RPI	S	Opponent	Score	RPI	S	Opponent	Score	RPI	S	Opponent	Score		
10	H	Syracuse	75 73	27	A	Michigan St.	82 88	88	H	Buffalo	102 82	106	A	Utah St.	88 58		
				30	A	South Dakota St.	87 79					183	N	UC Riverside	94 44		
				43	A	Saint Mary's (CA)	79 55					275	H	Long Beach St.	110 48		
LAST 12 Division I GAMES:																	
				30	A	South Dakota St.	87 79	27	A	Michigan St.	82 88						
				10	H	Syracuse	75 73	275	H	Long Beach St.	110 48						
								43	A	Saint Mary's (CA)	79 55						
								183	N	UC Riverside	94 44						
								88	H	Buffalo	102 82						
								106	A	Utah St.	88 58						

Non-Div I Games: Alas. Fairbanks 115 36

Oregon

Average RPI Win: 192

Average RPI Loss: 26

WON-LOST  
RECORDWINNING  
PCT. RANKLAST 10  
GAMESSTRENGTH OF  
SCHEDULEOPP. STRENGTH  
OF SCHEDULETEAM  
RPIADJ.  
RPICONF.  
RPIADJ CONF.  
RPIDIV. I ONLY  
DIV. I NON-CONF.8- 2  
8- 243  
430- 1  
0- 1265  
2658  
8101  
101101  
1012  
22  
2

TOTALS

RPI 1-25

RPI 26-50

W-L RECORDS

RPI 51-100

RPI 101-150

RPI 150+

8- 2 0- 1  
5- 0 0- 0  
0- 0 0- 0  
3- 2 0- 11- 1  
1- 0  
0- 0  
0- 1OVERALL  
HOME  
AWAY  
NEUTRAL1- 0  
0- 0  
0- 0  
1- 01- 0  
1- 0  
0- 0  
0- 05- 0  
3- 0  
0- 0  
2- 08- 2 0- 1  
5- 0 0- 0  
0- 0 0- 0  
3- 2 0- 11- 1  
1- 0  
0- 0  
0- 1NON-CONFERENCE  
HOME  
AWAY  
NEUTRAL1- 0  
0- 0  
0- 0  
1- 01- 0  
1- 0  
0- 0  
0- 05- 0  
3- 0  
0- 0  
2- 00- 0 0- 0  
0- 0 0- 0  
0- 0 0- 0  
0- 0 0- 00- 0  
0- 0  
0- 0  
0- 0CONFERENCE  
HOME  
AWAY  
NEUTRAL0- 0  
0- 0  
0- 0  
0- 00- 0  
0- 0  
0- 0  
0- 00- 0  
0- 0  
0- 0  
0- 0

RPI 1-25

RPI 26-50

RPI 51-100

RPI 101+

Team's RPI: 101

RPI S Opponent Score  
1 N Notre Dame 81 91RPI S Opponent Score  
43 H Saint Mary's (CA) 89 56  
50 N Texas A&M 70 76RPI S Opponent Score  
62 N South Carolina 70 68RPI S Opponent Score  
140 H Santa Clara 82 31  
186 H Ark. -Pine Bluff 89 33  
215 N Western Ky. 74 60  
280 N Eastern Wash. 93 45  
296 H La Salle 100 46  
315 H Cal Poly 79 54

LAST 12 Division I GAMES:

1 N Notre Dame	81	91	296 H La Salle	100	46
62 N South Carolina	70	68	215 N Western Ky.	74	60
50 N Texas A&M	70	76	43 H Saint Mary's (CA)	89	56
280 N Eastern Wash.	93	45	186 H Ark. -Pine Bluff	89	33
140 H Santa Clara	82	31	315 H Cal Poly	79	54

Oregon St.

Oregon St.

Non-Div I Games:

Oregon St.

Paci f i c					Through Games Of Dec. 16, 2018						
Average RPI Win:		202	WON-LOST	WINNING	LAST 10	STRENGTH OF	OPP. STRENGTH	TEAM	ADJ.	CONF.	ADJ CONF.
Average RPI Loss:		4	RECORD	PCT. RANK	GAMES	SCHEDULE	OF SCHEDULE	RPI	RPI	RPI	RPI
DIV. I ONLY			6- 1	39	1- 0	267	27	66	66	7	7
DIV. I NON-CONF.			6- 1	39	1- 0	267	27	66	66	7	7
-----											
TOTALS		RPI 1-25	RPI 26-50		W-L RECORDS		RPI 51-100	RPI 101-150	RPI 150+		
6- 1		0- 1	1- 0		OVERALL		1- 0	0- 0	4- 0		
4- 0		0- 0	1- 0		HOME		0- 0	0- 0	3- 0		
2- 0		0- 0	0- 0		AWAY		1- 0	0- 0	1- 0		
0- 1		0- 1	0- 0		NEUTRAL		0- 0	0- 0	0- 0		
6- 1		0- 1	1- 0		NON-CONFERENCE		1- 0	0- 0	4- 0		
4- 0		0- 0	1- 0		HOME		0- 0	0- 0	3- 0		
2- 0		0- 0	0- 0		AWAY		1- 0	0- 0	1- 0		
0- 1		0- 1	0- 0		NEUTRAL		0- 0	0- 0	0- 0		
0- 0		0- 0	0- 0		CONFERENCE		0- 0	0- 0	0- 0		
0- 0		0- 0	0- 0		HOME		0- 0	0- 0	0- 0		
0- 0		0- 0	0- 0		AWAY		0- 0	0- 0	0- 0		
0- 0		0- 0	0- 0		NEUTRAL		0- 0	0- 0	0- 0		
-----											
RPI 1-25				RPI 26-50				Team's RPI: 66		RPI 101+	
RPI S	Opponent		Score	RPI S	Opponent		Score	RPI S	Opponent		Score
4 N	Cal i forni a		69 81	42 H	Wyomi ng		70 64	98 A	UC Davi s		83 80
-----											
LAST 12 Division I GAMES:											
252 H	Seattle U		75 61	273 H	UC Santa Barbara		69 53				
240 A	San Jose St.		91 67								
42 H	Wyomi ng		70 64								
308 H	North Dakota St.		75 68								
4 N	Cal i forni a		69 81								
98 A	UC Davi s		83 80								
-----											

Non-Div I Games:

Pacific

Average RPI	Win:	272	WON-LOST	WINNING	LAST 10	STRENGTH OF	OPP. STRENGTH	TEAM	ADJ.	CONF.	ADJ CONF.
Average RPI	Loss:	21	RECORD	PCT. RANK	GAMES	SCHEDULE	OF SCHEDULE	RPI	RPI	RPI	RPI
DIV. I ONLY		6- 2		67	1- 0	281	75	112	112	17	17
DIV. I NON-CONF.		6- 2		67	1- 0	281	75	112	112	17	17
-----											
TOTALS	RPI 1-25		RPI 26-50		W-L RECORDS	RPI 51-100		RPI 101-150		RPI 150+	
6- 2	0- 1		0- 1		OVERALL	0- 0		0- 0		6- 0	
3- 0	0- 0		0- 0		HOME	0- 0		0- 0		3- 0	
3- 1	0- 1		0- 0		AWAY	0- 0		0- 0		3- 0	
0- 1	0- 0		0- 1		NEUTRAL	0- 0		0- 0		0- 0	
6- 2	0- 1		0- 1		NON-CONFERENCE	0- 0		0- 0		6- 0	
3- 0	0- 0		0- 0		HOME	0- 0		0- 0		3- 0	
3- 1	0- 1		0- 0		AWAY	0- 0		0- 0		3- 0	
0- 1	0- 0		0- 1		NEUTRAL	0- 0		0- 0		0- 0	
0- 0	0- 0		0- 0		CONFERENCE	0- 0		0- 0		0- 0	
0- 0	0- 0		0- 0		HOME	0- 0		0- 0		0- 0	
0- 0	0- 0		0- 0		AWAY	0- 0		0- 0		0- 0	
0- 0	0- 0		0- 0		NEUTRAL	0- 0		0- 0		0- 0	

RPI	S	Opponent	Score	RPI	S	Opponent	Score	RPI	S	Opponent	Score	RPI	S	Opponent	Score	Team's RPI: 112
1	A	Notre Dame	55 75	40	N	Maine	46 47					202	A	Navy	65 61	
												247	A	Iona	66 43	
												261	A	Siena	58 51	
												296	H	La Salle	65 34	
												302	H	Saint Joseph's	65 45	
												325	H	NJIT	85 42	
-----																
LAST 12 Division I GAMES:																
1	A	Notre Dame	55 75	247	A	Iona	66 43									
261	A	Siena	58 51	296	H	La Salle	65 34									
				40	N	Maine	46 47									
				202	A	Navy	65 61									
				325	H	NJIT	85 42									
				302	H	Saint Joseph's	65 45									

Non-Div I Games:

Penn

Average RPI Win: 171

Average RPI Loss: 48

WON-LOST  
RECORDWINNING  
PCT. RANKLAST 10  
GAMESSTRENGTH OF  
SCHEDULEOPP. STRENGTH  
OF SCHEDULETEAM  
RPIADJ.  
RPICONF.  
RPIADJ CONF.  
RPIDIV. I ONLY  
DIV. I NON-CONF.7- 4  
7- 4104  
1041- 0  
1- 074  
7477  
7796  
9696  
963  
33  
3

TOTALS

RPI 1-25

RPI 26-50

W-L RECORDS

RPI 51-100

RPI 101-150

RPI 150+

7- 4

0- 2

0- 0

OVERALL

0- 1

3- 1

4- 0

6- 3

0- 1

0- 0

HOME

0- 1

3- 1

3- 0

1- 1

0- 1

0- 0

AWAY

0- 0

0- 0

1- 0

0- 0

0- 0

0- 0

NEUTRAL

0- 0

0- 0

0- 0

7- 4

0- 2

0- 0

NON-CONFERENCE

0- 1

3- 1

4- 0

6- 3

0- 1

0- 0

HOME

0- 1

3- 1

3- 0

1- 1

0- 1

0- 0

AWAY

0- 0

0- 0

1- 0

0- 0

0- 0

0- 0

NEUTRAL

0- 0

0- 0

0- 0

0- 0

0- 0

0- 0

CONFERENCE

0- 0

0- 0

0- 0

0- 0

0- 0

0- 0

HOME

0- 0

0- 0

0- 0

0- 0

0- 0

0- 0

AWAY

0- 0

0- 0

0- 0

0- 0

0- 0

0- 0

NEUTRAL

0- 0

0- 0

0- 0

RPI 1-25

RPI 26-50

RPI 51-100

Team's RPI: 96

RPI 101+

RPI	S	Opponent	Score
4	H	Cal i forni a	58 75
21	A	Flori da St.	58 87

RPI	S	Opponent	Score
-----	---	----------	-------

RPI	S	Opponent	Score
59	H	Duquesne	58 64

RPI	S	Opponent	Score
108	H	Stony Brook	70 81
126	H	Provi dence	74 72
133	H	Princeton	79 71
150	H	Ameri can	80 59
154	A	Fordham	72 55
184	H	North Dakota	75 68
220	H	Jacksonville	80 61
229	H	St. Bonaventure	80 65

LAST 12 Division I GAMES:

150	H	Ameri can	80	59	21	A	Flori da St.	58	87
229	H	St. Bonaventure	80	65	108	H	Stony Brook	70	81
59	H	Duquesne	58	64	184	H	North Dakota	75	68
220	H	Jacksonville	80	61	133	H	Princeton	79	71
126	H	Provi dence	74	72	154	A	Fordham	72	55
					4	H	Cal i forni a	58	75

Non-Div I Games:

Penn St.

Average RPI	Win: 275	WON-LOST	WINNING	LAST 10	STRENGTH OF	OPP. STRENGTH	TEAM	ADJ.	CONF.	ADJ CONF.
Average RPI	Loss: 47	RECORD	PCT. RANK	GAMES	SCHEDULE	OF SCHEDULE	RPI	RPI	RPI	RPI
DIV. I ONLY	5- 2	83	0- 1	317	94	143	143	7	7	
DIV. I NON-CONF.	5- 2	83	0- 1	317	94	143	143	7	7	
-----										
TOTALS	RPI 1-25	RPI 26-50	W-L RECORDS	RPI 51-100	RPI 101-150	RPI 150+				
5- 2	0- 0	0- 1	OVERALL	0- 1	0- 0	5- 0				
1- 0	0- 0	0- 0	HOME	0- 0	0- 0	1- 0				
3- 2	0- 0	0- 1	AWAY	0- 1	0- 0	3- 0				
1- 0	0- 0	0- 0	NEUTRAL	0- 0	0- 0	1- 0				
5- 2	0- 0	0- 1	NON-CONFERENCE	0- 1	0- 0	5- 0				
1- 0	0- 0	0- 0	HOME	0- 0	0- 0	1- 0				
3- 2	0- 0	0- 1	AWAY	0- 1	0- 0	3- 0				
1- 0	0- 0	0- 0	NEUTRAL	0- 0	0- 0	1- 0				
0- 0	0- 0	0- 0	CONFERENCE	0- 0	0- 0	0- 0				
0- 0	0- 0	0- 0	HOME	0- 0	0- 0	0- 0				
0- 0	0- 0	0- 0	AWAY	0- 0	0- 0	0- 0				
0- 0	0- 0	0- 0	NEUTRAL	0- 0	0- 0	0- 0				

RPI 1-25				RPI 26-50				RPI 51-100				RPI 101+ Team' s RPI : 143			
RPI	S	Opponent	Score	RPI	S	Opponent	Score	RPI	S	Opponent	Score	RPI	S	Opponent	Score
				26	A	Col orado	65 80					252	A	Seattle U	78 64
								67	A	Idaho St.	63 65	257	H	Weber St.	68 47
												263	N	Sacramento St.	113 97
												289	A	Hawai i	65 64
												315	A	Cal Poly	70 63
LAST 12 Di vi si on I GAMES:															
				67	A	Idaho St.	63 65	263	N	Sacramento St.	113 97				
				257	H	Weber St.	68 47	289	A	Hawai i	65 64				
				252	A	Seattle U	78 64								
				26	A	Col orado	65 80								
				315	A	Cal Poly	70 63								

Non-Div I Games:

Pepperdine



Average RPI Win:	153	WON-LOST	WINNING	LAST 10	STRENGTH OF	OPP. STRENGTH	TEAM	ADJ.	CONF.	ADJ CONF.
Average RPI Loss:	143	RECORD	PCT. RANK	GAMES	SCHEDULE	OF SCHEDULE	RPI	RPI	RPI	RPI
DIV. I ONLY	6- 5	157	0- 1	64	161	127	127	1	1	
DIV. I NON-CONF.	6- 5	157	0- 1	64	161	127	127	1	1	
-----										
TOTALS	RPI 1-25	RPI 26-50	W-L RECORDS	RPI 51-100	RPI 101-150	RPI 150+				
6- 5	0- 1	1- 0	OVERALL	1- 0	1- 1	3- 3				
3- 3	0- 1	0- 0	HOME	0- 0	1- 0	2- 2				
1- 1	0- 0	0- 0	AWAY	1- 0	0- 0	0- 1				
2- 1	0- 0	1- 0	NEUTRAL	0- 0	0- 1	1- 0				
6- 5	0- 1	1- 0	NON-CONFERENCE	1- 0	1- 1	3- 3				
3- 3	0- 1	0- 0	HOME	0- 0	1- 0	2- 2				
1- 1	0- 0	0- 0	AWAY	1- 0	0- 0	0- 1				
2- 1	0- 0	1- 0	NEUTRAL	0- 0	0- 1	1- 0				
0- 0	0- 0	0- 0	CONFERENCE	0- 0	0- 0	0- 0				
0- 0	0- 0	0- 0	HOME	0- 0	0- 0	0- 0				
0- 0	0- 0	0- 0	AWAY	0- 0	0- 0	0- 0				
0- 0	0- 0	0- 0	NEUTRAL	0- 0	0- 0	0- 0				

RPI 1-25				RPI 26-50				RPI 51-100				RPI 101+				Team's RPI: 127
RPI	S	Opponent	Score	RPI	S	Opponent	Score	RPI	S	Opponent	Score	RPI	S	Opponent	Score	
22	H	UCF	58 61	47	N	Arkansas	61 54	60	A	Northwestern	52 49	141	N	Wisconsin	42 57	
												146	H	Cincinnati	65 48	
												152	H	Youngstown St.	55 64	
												154	H	Fordham	65 62	
												177	A	Georgetown	41 70	
												205	H	New Orleans	90 38	
												221	H	West Virginia	43 77	
												304	N	Tennessee St.	78 56	
-----																
LAST 12 Division I GAMES:																
				47	N	Arkansas	61 54	221	H	West Virginia	43 77					
				141	N	Wisconsin	42 57	154	H	Fordham	65 62					
				177	A	Georgetown	41 70	60	A	Northwestern	52 49					
				146	H	Cincinnati	65 48	304	N	Tennessee St.	78 56					
				152	H	Youngstown St.	55 64	22	H	UCF	58 61					
				205	H	New Orleans	90 38									

Non-Div I Games:

Pittsburgh



Average RPI Win: 221

Average RPI Loss: 0

WON-LOST  
RECORD

WINNING  
PCT. RANK

LAST 10  
GAMES

STRENGTH OF  
SCHEDULE

OPP. STRENGTH  
OF SCHEDULE

TEAM  
RPI

ADJ.  
RPI

CONF.  
RPI

ADJ CONF.  
RPI

DIV. I ONLY	7- 0	1	1- 0	343	40	119	119	11	11
DIV. I NON-CONF.	7- 0	1	1- 0	343	40	119	119	11	11
-----									
TOTALS	RPI 1-25	RPI 26-50	W-L RECORDS	RPI 51-100	RPI 101-150	RPI 150+			
7- 0	0- 0	0- 0	OVERALL	2- 0	0- 0	5- 0			
5- 0	0- 0	0- 0	HOME	2- 0	0- 0	3- 0			
2- 0	0- 0	0- 0	AWAY	0- 0	0- 0	2- 0			
0- 0	0- 0	0- 0	NEUTRAL	0- 0	0- 0	0- 0			
7- 0	0- 0	0- 0	NON-CONFERENCE	2- 0	0- 0	5- 0			
5- 0	0- 0	0- 0	HOME	2- 0	0- 0	3- 0			
2- 0	0- 0	0- 0	AWAY	0- 0	0- 0	2- 0			
0- 0	0- 0	0- 0	NEUTRAL	0- 0	0- 0	0- 0			
0- 0	0- 0	0- 0	CONFERENCE	0- 0	0- 0	0- 0			
0- 0	0- 0	0- 0	HOME	0- 0	0- 0	0- 0			
0- 0	0- 0	0- 0	AWAY	0- 0	0- 0	0- 0			
0- 0	0- 0	0- 0	NEUTRAL	0- 0	0- 0	0- 0			

RPI 1-25				RPI 26-50				RPI 51-100				RPI 101+ Team's RPI: 119			
RPI	S	Opponent	Score	RPI	S	Opponent	Score	RPI	S	Opponent	Score	RPI	S	Opponent	Score
								75	H	Portland	92 79	217	H	UNLV	58 49
								98	H	UC Davis	65 50	240	H	San Jose St.	80 51
												252	H	Seattle U	68 43
												323	A	UTEP	89 61
												343	A	Grand Canyon	60 55
-----															
LAST 12 Division I GAMES:															
				217	H	UNLV	58 49	75	H	Portland	92 79				
				343	A	Grand Canyon	60 55	252	H	Seattle U	68 43				
				323	A	UTEP	89 61	98	H	UC Davis	65 50				
								240	H	San Jose St.	80 51				

Non-Div I Games: Warner Pacific 102 49

Portland St.

Average RPI Win:	313	WON-LOST	WINNING	LAST 10	STRENGTH OF	OPP. STRENGTH	TEAM	ADJ.	CONF.	ADJ CONF.
Average RPI Loss:	126	RECORD	PCT. RANK	GAMES	SCHEDULE	OF SCHEDULE	RPI	RPI	RPI	RPI

DIV. I ONLY	1- 5	297	0- 1	22	333	208	208	28	28
DIV. I NON-CONF.	1- 5	297	0- 1	22	333	208	208	28	28
TOTALS	RPI 1-25	RPI 26-50	W-L RECORDS	RPI 51-100	RPI 101-150	RPI 150+			
1- 5	0- 0	0- 2	OVERALL	0- 0	0- 2	1- 1			
0- 1	0- 0	0- 0	HOME	0- 0	0- 1	0- 0			
0- 4	0- 0	0- 2	AWAY	0- 0	0- 1	0- 1			
1- 0	0- 0	0- 0	NEUTRAL	0- 0	0- 0	1- 0			
1- 5	0- 0	0- 2	NON-CONFERENCE	0- 0	0- 2	1- 1			
0- 1	0- 0	0- 0	HOME	0- 0	0- 1	0- 0			
0- 4	0- 0	0- 2	AWAY	0- 0	0- 1	0- 1			
1- 0	0- 0	0- 0	NEUTRAL	0- 0	0- 0	1- 0			
0- 0	0- 0	0- 0	CONFERENCE	0- 0	0- 0	0- 0			
0- 0	0- 0	0- 0	HOME	0- 0	0- 0	0- 0			
0- 0	0- 0	0- 0	AWAY	0- 0	0- 0	0- 0			
0- 0	0- 0	0- 0	NEUTRAL	0- 0	0- 0	0- 0			

RPI S Opponent	RPI S Opponent	RPI S Opponent	RPI S Opponent	Team's RPI: 208
RPI 1-25	RPI 26-50	RPI 51-100	RPI 101+	
Score	Score	Score	Score	
26 A Col orado 38 79	47 A Arkansas 44 71	113 A Oklahoma St. 50 70	117 H Rice 58 68	
		313 N A&M-Corpus Christi 67 59	329 A UTRGV 50 57	
LAST 12 Division I GAMES:				
117 H Rice 58 68	47 A Arkansas 44 71	26 A Col orado 38 79		
313 N A&M-Corpus Christi 67 59				
329 A UTRGV 50 57				
113 A Oklahoma St. 50 70				

Non-Div I Games: Jarvis Christian 117 32 Arlington Baptist 105 31

Prairie View

Average RPI	Win:	239	WON-LOST	WINNING	LAST 10	STRENGTH OF	OPP. STRENGTH	TEAM	ADJ.	CONF.	ADJ CONF.
Average RPI	Loss:	194	RECORD	PCT. RANK	GAMES	SCHEDULE	OF SCHEDULE	RPI	RPI	RPI	RPI

DIV. I ONLY	1- 6	301	0- 1	255	242	334	334	29	29
DIV. I NON-CONF.	1- 6	301	0- 1	255	242	334	334	29	29
TOTALS	RPI 1-25	RPI 26-50	W-L RECORDS	RPI 51-100	RPI 101-150	RPI 150+			
1- 6	0- 1	0- 0	OVERALL	0- 0	0- 0	1- 5			
1- 2	0- 0	0- 0	HOME	0- 0	0- 0	1- 2			
0- 4	0- 1	0- 0	AWAY	0- 0	0- 0	0- 3			
0- 0	0- 0	0- 0	NEUTRAL	0- 0	0- 0	0- 0			
1- 6	0- 1	0- 0	NON-CONFERENCE	0- 0	0- 0	1- 5			
1- 2	0- 0	0- 0	HOME	0- 0	0- 0	1- 2			
0- 4	0- 1	0- 0	AWAY	0- 0	0- 0	0- 3			
0- 0	0- 0	0- 0	NEUTRAL	0- 0	0- 0	0- 0			
0- 0	0- 0	0- 0	CONFERENCE	0- 0	0- 0	0- 0			
0- 0	0- 0	0- 0	HOME	0- 0	0- 0	0- 0			
0- 0	0- 0	0- 0	AWAY	0- 0	0- 0	0- 0			
0- 0	0- 0	0- 0	NEUTRAL	0- 0	0- 0	0- 0			

RPI S Opponent Score	RPI S Opponent Score	RPI S Opponent Score	RPI S Opponent Score
14 A Tennessee 49 97			166 A Vanderbilt 43 78
			182 A UNCW 48 63
			239 H Wofford 61 50
			242 H Ga. Southern 68 69
			260 A Samford 54 75
			299 H South Carolina St. 48 57
LAST 12 Division I GAMES:			
242 H Ga. Southern 68 69	166 A Vanderbilt 43 78	239 H Wofford 61 50	
260 A Samford 54 75	299 H South Carolina St. 48 57	182 A UNCW 48 63	
	14 A Tennessee 49 97		

Non-Div I Games:

Presbyterian

Average RPI Win:	169	WON-LOST	WINNING	LAST 10	STRENGTH OF	OPP. STRENGTH	TEAM	ADJ.	CONF.	ADJ CONF.
Average RPI Loss:	84	RECORD	PCT. RANK	GAMES	SCHEDULE	OF SCHEDULE	RPI	RPI	RPI	RPI
DIV. I ONLY	5- 7	209	1- 0	76	88	133	133	17	17	
DIV. I NON-CONF.	5- 7	209	1- 0	76	88	133	133	17	17	
-----										
TOTALS	RPI 1-25	RPI 26-50	W-L RECORDS	RPI 51-100	RPI 101-150	RPI 150+				
5- 7	0- 1	0- 2	OVERALL	1- 2	1- 1	3- 1				
3- 1	0- 0	0- 0	HOME	1- 0	1- 1	1- 0				
2- 3	0- 0	0- 1	AWAY	0- 1	0- 0	2- 1				
0- 3	0- 1	0- 1	NEUTRAL	0- 1	0- 0	0- 0				
5- 7	0- 1	0- 2	NON-CONFERENCE	1- 2	1- 1	3- 1				
3- 1	0- 0	0- 0	HOME	1- 0	1- 1	1- 0				
2- 3	0- 0	0- 1	AWAY	0- 1	0- 0	2- 1				
0- 3	0- 1	0- 1	NEUTRAL	0- 1	0- 0	0- 0				
0- 0	0- 0	0- 0	CONFERENCE	0- 0	0- 0	0- 0				
0- 0	0- 0	0- 0	HOME	0- 0	0- 0	0- 0				
0- 0	0- 0	0- 0	AWAY	0- 0	0- 0	0- 0				
0- 0	0- 0	0- 0	NEUTRAL	0- 0	0- 0	0- 0				

RPI 1-25				RPI 26-50				RPI 51-100				RPI 101+ Team's RPI: 133			
RPI	S	Opponent	Score	RPI	S	Opponent	Score	RPI	S	Opponent	Score	RPI	S	Opponent	Score
10	N	Syracuse	61 92	34	A	Villanova	46 67	56	H	Quinnipiac	54 42	102	H	Seton Hall	66 70
				35	N	DePaul	67 82	94	N	Kansas St.	61 80	136	H	Marist	60 57
								96	A	Penn St.	71 79	189	A	Monmouth	79 47
												216	A	George Washington	49 64
												228	A	Rider	89 65
												235	H	Davidson	65 57
LAST 12 Division I GAMES:															
189	A	Monmouth	79 47	136	H	Marist	60 57	35	N	DePaul	67 82				
56	H	Quinnipiac	54 42	96	A	Penn St.	71 79	102	H	Seton Hall	66 70				
235	H	Davidson	65 57	216	A	George Washington	49 64	228	A	Rider	89 65				
34	A	Villanova	46 67												
94	N	Kansas St.	61 80												
10	N	Syracuse	61 92												

Non-Div I Games:

Princeton

Average RPI	Win:	212	WON-LOST	WINNING	LAST 10	STRENGTH OF	OPP. STRENGTH	TEAM	ADJ.	CONF.	ADJ CONF.
Average RPI	Loss:	83	RECORD	PCT. RANK	GAMES	SCHEDULE	OF SCHEDULE	RPI	RPI	RPI	RPI
DIV. I ONLY		5- 4		140	1- 0	111	152	126	126	4	4
DIV. I NON-CONF.		5- 4		140	1- 0	111	152	126	126	4	4
-----											
TOTALS	RPI 1-25		RPI 26-50		W-L RECORDS	RPI 51-100		RPI 101-150		RPI 150+	
5- 4	0- 0		0- 1		OVERALL	0- 2		2- 1		3- 0	
2- 2	0- 0		0- 1		HOME	0- 1		1- 0		1- 0	
2- 2	0- 0		0- 0		AWAY	0- 1		1- 1		1- 0	
1- 0	0- 0		0- 0		NEUTRAL	0- 0		0- 0		1- 0	
5- 4	0- 0		0- 1		NON-CONFERENCE	0- 2		2- 1		3- 0	
2- 2	0- 0		0- 1		HOME	0- 1		1- 0		1- 0	
2- 2	0- 0		0- 0		AWAY	0- 1		1- 1		1- 0	
1- 0	0- 0		0- 0		NEUTRAL	0- 0		0- 0		1- 0	
0- 0	0- 0		0- 0		CONFERENCE	0- 0		0- 0		0- 0	
0- 0	0- 0		0- 0		HOME	0- 0		0- 0		0- 0	
0- 0	0- 0		0- 0		AWAY	0- 0		0- 0		0- 0	
0- 0	0- 0		0- 0		NEUTRAL	0- 0		0- 0		0- 0	

RPI 1-25				RPI 26-50				RPI 51-100				RPI 101+ Team's RPI: 126			
RPI	S	Opponent	Score	RPI	S	Opponent	Score	RPI	S	Opponent	Score	RPI	S	Opponent	Score
				29	H	Northeastern	59 65	56	H	Qui nni pi ac	44 48	122	A	Boston Col lege	61 57
								96	A	Penn St.	72 74	124	H	Yale	59 42
												149	A	Rhode Isl and	65 72
												210	H	Sacred Heart	62 52
												285	N	Bryant	72 64
												318	A	UMass Lowell	71 47
LAST 12 Division I GAMES:															
				29	H	Northeastern	59 65	285	N	Bryant	72 64				
				318	A	UMass Lowell	71 47	56	H	Qui nni pi ac	44 48				
				149	A	Rhode Isl and	65 72	96	A	Penn St.	72 74				
				124	H	Yale	59 42								
				122	A	Boston Col lege	61 57								
				210	H	Sacred Heart	62 52								

Non-Div I Games:

Providence

P  
u  
r  
d  
u  
eP  
u  
r  
d  
u  
e

Purdue



Average RPI Win:	348	WON-LOST	WINNING	LAST 10	STRENGTH OF	OPP. STRENGTH	TEAM	ADJ.	CONF.	ADJ CONF.
Average RPI Loss:	204	RECORD	PCT. RANK	GAMES	SCHEDULE	OF SCHEDULE	RPI	RPI	RPI	RPI

DIV. I ONLY	1- 7	308	0- 0	256	342	327	327	13	13
DIV. I NON-CONF.	1- 7	308	0- 0	256	342	327	327	13	13
TOTALS	RPI 1-25	RPI 26-50	W-L RECORDS	RPI 51-100	RPI 101-150	RPI 150+			
1- 7	0- 0	0- 0	OVERALL	0- 1	0- 0	1- 6			
0- 2	0- 0	0- 0	HOME	0- 0	0- 0	0- 2			
1- 5	0- 0	0- 0	AWAY	0- 1	0- 0	1- 4			
0- 0	0- 0	0- 0	NEUTRAL	0- 0	0- 0	0- 0			
1- 7	0- 0	0- 0	NON-CONFERENCE	0- 1	0- 0	1- 6			
0- 2	0- 0	0- 0	HOME	0- 0	0- 0	0- 2			
1- 5	0- 0	0- 0	AWAY	0- 1	0- 0	1- 4			
0- 0	0- 0	0- 0	NEUTRAL	0- 0	0- 0	0- 0			
0- 0	0- 0	0- 0	CONFERENCE	0- 0	0- 0	0- 0			
0- 0	0- 0	0- 0	HOME	0- 0	0- 0	0- 0			
0- 0	0- 0	0- 0	AWAY	0- 0	0- 0	0- 0			
0- 0	0- 0	0- 0	NEUTRAL	0- 0	0- 0	0- 0			

RPI 1-25	RPI 26-50	RPI 51-100	RPI 101+	Team's RPI: 327
RPI S Opponent Score	RPI S Opponent Score	RPI S Opponent Score	RPI S Opponent Score	
		91 A Purdue 44 78	174 A Milwaukee 48 70	
			175 H Eastern Mi ch. 72 87	
			219 H SIUE 49 57	
			233 A Loyol a Chi cago 67 81	
			238 A Eastern Ill. 63 72	
			297 A Western Mi ch. 61 69	
			348 A Evansvi lle 72 66	
LAST 12 Division I GAMES:				
91 A Purdue 44 78	175 H Eastern Mi ch. 72 87			
238 A Eastern Ill. 63 72	174 A Milwaukee 48 70			
297 A Western Mi ch. 61 69	233 A Loyol a Chi cago 67 81			
	219 H SIUE 49 57			
	348 A Evansvi lle 72 66			

Non-Div I Games: Taylor (IN) 84 74 Goshen 86 45 Ind. -Kokomo 87 50

Average RPI	Win:	170	WON-LOST	WINNING	LAST 10	STRENGTH OF	OPP. STRENGTH	TEAM	ADJ.	CONF.	ADJ CONF.
Average RPI	Loss:	72	RECORD	PCT. RANK	GAMES	SCHEDULE	OF SCHEDULE	RPI	RPI	RPI	RPI
DIV. I ONLY		4- 5		191	1- 0	29	174	56	56	27	27
DIV. I NON-CONF.		4- 5		191	1- 0	29	174	56	56	27	27
-----											
TOTALS	RPI 1-25		RPI 26-50		W-L RECORDS	RPI 51-100		RPI 101-150		RPI 150+	
4- 5	0- 0		0- 2		OVERALL	0- 2		2- 1		2- 0	
0- 1	0- 0		0- 1		HOME	0- 0		0- 0		0- 0	
3- 2	0- 0		0- 1		AWAY	0- 0		2- 1		1- 0	
1- 2	0- 0		0- 0		NEUTRAL	0- 2		0- 0		1- 0	
4- 5	0- 0		0- 2		NON-CONFERENCE	0- 2		2- 1		2- 0	
0- 1	0- 0		0- 1		HOME	0- 0		0- 0		0- 0	
3- 2	0- 0		0- 1		AWAY	0- 0		2- 1		1- 0	
1- 2	0- 0		0- 0		NEUTRAL	0- 2		0- 0		1- 0	
0- 0	0- 0		0- 0		CONFERENCE	0- 0		0- 0		0- 0	
0- 0	0- 0		0- 0		HOME	0- 0		0- 0		0- 0	
0- 0	0- 0		0- 0		AWAY	0- 0		0- 0		0- 0	
0- 0	0- 0		0- 0		NEUTRAL	0- 0		0- 0		0- 0	

RPI 1-25				RPI 26-50				RPI 51-100				Team's RPI: 56				RPI 101+			
RPI	S	Opponent	Score	RPI	S	Opponent	Score	RPI	S	Opponent	Score	RPI	S	Opponent	Score	RPI	S	Opponent	Score
46	H	Central Mich.	52 67	46	H	Central Mich.	52 67	54	N	Texas	55 56	126	A	Provi dence	48 44	126	A	Provi dence	48 44
48	A	Bucknel I	58 75	48	A	Bucknel I	58 75	80	N	Mi ssouri	51 65	133	A	Princeton	42 54	133	A	Princeton	42 54
												142	A	Drexel	56 52	142	A	Drexel	56 52
												151	A	Harvard	72 67	151	A	Harvard	72 67
												262	N	Ball St.	69 66	262	N	Ball St.	69 66
LAST 12 Division I GAMES:																			
262	N	Ball St.	69 66	46	H	Central Mich.	52 67	46	H	Central Mich.	52 67	151	A	Harvard	72 67	151	A	Harvard	72 67
80	N	Mi ssouri	51 65	54	N	Texas	55 56	54	N	Texas	55 56	126	A	Provi dence	48 44	126	A	Provi dence	48 44
133	A	Princeton	42 54	48	A	Bucknel I	58 75	48	A	Bucknel I	58 75	142	A	Drexel	56 52	142	A	Drexel	56 52

Non-Div I Games:

Qui nni pi ac

Average RPI Win: 245  
Average RPI Loss: 80

WON-LOST  
RECORD

WINNING  
PCT. RANK

LAST 10  
GAMES

STRENGTH OF  
SCHEDULE

OPP. STRENGTH  
OF SCHEDULE

TEAM  
RPI

ADJ.  
RPI

CONF.  
RPI

ADJ CONF.  
RPI

DIV. I ONLY	4- 4	160	0- 1	84	154	131	131	29	29
DIV. I NON-CONF.	4- 4	160	0- 1	84	154	131	131	29	29
-----									
TOTALS	RPI 1-25	RPI 26-50	W-L RECORDS	RPI 51-100	RPI 101-150	RPI 150+			
4- 4	0- 1	0- 1	OVERALL	0- 0	0- 1	4- 1			
2- 1	0- 0	0- 0	HOME	0- 0	0- 0	2- 1			
1- 2	0- 1	0- 1	AWAY	0- 0	0- 0	1- 0			
1- 1	0- 0	0- 0	NEUTRAL	0- 0	0- 1	1- 0			
4- 4	0- 1	0- 1	NON-CONFERENCE	0- 0	0- 1	4- 1			
2- 1	0- 0	0- 0	HOME	0- 0	0- 0	2- 1			
1- 2	0- 1	0- 1	AWAY	0- 0	0- 0	1- 0			
1- 1	0- 0	0- 0	NEUTRAL	0- 0	0- 1	1- 0			
0- 0	0- 0	0- 0	CONFERENCE	0- 0	0- 0	0- 0			
0- 0	0- 0	0- 0	HOME	0- 0	0- 0	0- 0			
0- 0	0- 0	0- 0	AWAY	0- 0	0- 0	0- 0			
0- 0	0- 0	0- 0	NEUTRAL	0- 0	0- 0	0- 0			

RPI 1-25				RPI 26-50				RPI 51-100				RPI 101+ Team's RPI: 131			
RPI	S	Opponent	Score	RPI	S	Opponent	Score	RPI	S	Opponent	Score	RPI	S	Opponent	Score
3	A	NC State	58 75	33	A	Virginia Tech	44 55					109	N	Nebraska	39 77
												159	A	Virginia	57 44
												176	H	Morehead St.	72 79
												227	N	Temple	56 50
												295	H	ETSU	79 64
												299	H	South Carolina St.	61 31
LAST 12 Division I GAMES:															
176	H	Morehead St.	72 79	295	H	ETSU	79 64								
159	A	Virginia	57 44	299	H	South Carolina St.	61 31								
33	A	Virginia Tech	44 55												
109	N	Nebraska	39 77												
227	N	Temple	56 50												
3	A	NC State	58 75												

Non-Div I Games:

Radford

Average RPI	Win:	229	WON-LOST	WINNING	LAST 10	STRENGTH OF	OPP. STRENGTH	TEAM	ADJ.	CONF.	ADJ CONF.
Average RPI	Loss:	111	RECORD	PCT. RANK	GAMES	SCHEDULE	OF SCHEDULE	RPI	RPI	RPI	RPI
DIV. I ONLY		5- 5		160	1- 0	132	141	149	149	16	16
DIV. I NON-CONF.		5- 5		160	1- 0	132	141	149	149	16	16
-----											
TOTALS	RPI 1-25		RPI 26-50		W-L RECORDS	RPI 51-100		RPI 101-150		RPI 150+	
5- 5	0- 1		0- 0		OVERALL	0- 1		1- 2		4- 1	
3- 2	0- 0		0- 0		HOME	0- 0		1- 2		2- 0	
2- 3	0- 1		0- 0		AWAY	0- 1		0- 0		2- 1	
0- 0	0- 0		0- 0		NEUTRAL	0- 0		0- 0		0- 0	
5- 5	0- 1		0- 0		NON-CONFERENCE	0- 1		1- 2		4- 1	
3- 2	0- 0		0- 0		HOME	0- 0		1- 2		2- 0	
2- 3	0- 1		0- 0		AWAY	0- 1		0- 0		2- 1	
0- 0	0- 0		0- 0		NEUTRAL	0- 0		0- 0		0- 0	
0- 0	0- 0		0- 0		CONFERENCE	0- 0		0- 0		0- 0	
0- 0	0- 0		0- 0		HOME	0- 0		0- 0		0- 0	
0- 0	0- 0		0- 0		AWAY	0- 0		0- 0		0- 0	
0- 0	0- 0		0- 0		NEUTRAL	0- 0		0- 0		0- 0	

RPI 1-25				RPI 26-50				RPI 51-100				RPI 101+ Team's RPI: 149			
RPI	S	Opponent	Score	RPI	S	Opponent	Score	RPI	S	Opponent	Score	RPI	S	Opponent	Score
11	A	Kentucky	52 75					95	A	Clemson	67 80	122	H	Boston College	64 88
												123	H	Hartford	51 65
												126	H	Providence	72 65
												184	H	North Dakota	77 63
												204	A	Holy Cross	65 73
												243	H	Brown	72 67
												293	A	Vermont	61 58
												298	A	Robert Morris	46 41
-----															
LAST 12 Division I GAMES:															
126	H	Providence	72 65	243	H	Brown	72 67	123	H	Hartford	51 65				
184	H	North Dakota	77 63	95	A	Clemson	67 80	11	A	Kentucky	52 75				
204	A	Holy Cross	65 73												
293	A	Vermont	61 58												
298	A	Robert Morris	46 41												
122	H	Boston College	64 88												

Non-Div I Games:

Rhode Island

Average RPI	Win: 217	WON-LOST RECORD	WINNING PCT. RANK	LAST 10 GAMES	STRENGTH OF SCHEDULE	OPP. STRENGTH OF SCHEDULE	TEAM RPI	ADJ. RPI	CONF. RPI	ADJ CONF. RPI
Average RPI	Loss: 39									
DIV. I ONLY	7- 2	57	1- 0	309	15	117	117	18	18	
DIV. I NON-CONF.	7- 2	57	1- 0	309	15	117	117	18	18	
-----										
TOTALS	RPI 1-25	RPI 26-50	W-L RECORDS	RPI 51-100	RPI 101-150	RPI 150+				
7- 2	0- 0	0- 2	OVERALL	0- 0	0- 0	7- 0				
5- 0	0- 0	0- 0	HOME	0- 0	0- 0	5- 0				
2- 2	0- 0	0- 2	AWAY	0- 0	0- 0	2- 0				
0- 0	0- 0	0- 0	NEUTRAL	0- 0	0- 0	0- 0				
7- 2	0- 0	0- 2	NON-CONFERENCE	0- 0	0- 0	7- 0				
5- 0	0- 0	0- 0	HOME	0- 0	0- 0	5- 0				
2- 2	0- 0	0- 2	AWAY	0- 0	0- 0	2- 0				
0- 0	0- 0	0- 0	NEUTRAL	0- 0	0- 0	0- 0				
0- 0	0- 0	0- 0	CONFERENCE	0- 0	0- 0	0- 0				
0- 0	0- 0	0- 0	HOME	0- 0	0- 0	0- 0				
0- 0	0- 0	0- 0	AWAY	0- 0	0- 0	0- 0				
0- 0	0- 0	0- 0	NEUTRAL	0- 0	0- 0	0- 0				

RPI	S	Opponent	Score	RPI	S	Opponent	Score	RPI	S	Opponent	Score	RPI	S	Opponent	Score
28	A	UCLA	50 59	50	A	Texas A&M	54 65	181	A	Little Rock	79 65	195	H	Georgia St.	66 49
50	A	Texas A&M						196	H	Texas Southern	76 71	205	H	New Orleans	67 56
								206	H	SMU	66 52	208	A	Prairie View	68 58
								331	H	McNeese	93 65				
								195	H	Georgia St.	66 49				
								196	H	Texas Southern	76 71				
LAST 12 Division I GAMES:															
181	A	Little Rock	79 65	206	H	SMU	66 52	208	A	Prairie View	68 58	205	H	New Orleans	67 56
28	A	UCLA	50 59	208	A	Prairie View	68 58	331	H	McNeese	93 65	195	H	Georgia St.	66 49
50	A	Texas A&M	54 65	205	H	New Orleans	67 56	195	H	Georgia St.	66 49	196	H	Texas Southern	76 71

Non-Div I Games:

Rice

Average RPI Win: 261		WON-LOST	WINNING	LAST 10	STRENGTH OF		OPP. STRENGTH	TEAM	ADJ.	CONF.	ADJ CONF.
Average RPI Loss: 149		RECORD	PCT. RANK	GAMES	SCHEDULE		OF SCHEDULE	RPI	RPI	RPI	RPI
DIV. I ONLY		2- 7	274	1- 0	174		180	286	286	16	16
DIV. I NON-CONF.		2- 7	274	1- 0	174		180	286	286	16	16
-----											
TOTALS		RPI 1-25		RPI 26-50	W-L RECORDS		RPI 51-100	RPI 101-150		RPI 150+	
2- 7		0- 1		0- 1	OVERALL		0- 1	0- 0		2- 4	
2- 2		0- 0		0- 0	HOME		0- 0	0- 0		2- 2	
0- 4		0- 1		0- 0	AWAY		0- 1	0- 0		0- 2	
0- 1		0- 0		0- 1	NEUTRAL		0- 0	0- 0		0- 0	
2- 7		0- 1		0- 1	NON-CONFERENCE		0- 1	0- 0		2- 4	
2- 2		0- 0		0- 0	HOME		0- 0	0- 0		2- 2	
0- 4		0- 1		0- 0	AWAY		0- 1	0- 0		0- 2	
0- 1		0- 0		0- 1	NEUTRAL		0- 0	0- 0		0- 0	
0- 0		0- 0		0- 0	CONFERENCE		0- 0	0- 0		0- 0	
0- 0		0- 0		0- 0	HOME		0- 0	0- 0		0- 0	
0- 0		0- 0		0- 0	AWAY		0- 0	0- 0		0- 0	
0- 0		0- 0		0- 0	NEUTRAL		0- 0	0- 0		0- 0	

RPI 1-25				RPI 26-50				RPI 51-100				RPI 101+ Team's RPI: 286			
RPI	S	Opponent	Score	RPI	S	Opponent	Score	RPI	S	Opponent	Score	RPI	S	Opponent	Score
22	A	UCF	48 70	33	N	Virginia Tech	57 85	99	A	Wake Forest	48 62	170	A	William & Mary	55 65
												177	H	Georgetown	53 73
												202	H	Howard	67 60
												265	H	Fairfield	40 58
												276	A	Fla. Atlantic	55 69
												319	H	UMES	57 55
-----															
LAST 12 Division I GAMES:															
202	H	Howard	67 60	22	A	UCF	48 70	276	A	Fla. Atlantic	55 69	319	H	UMES	57 55
170	A	William & Mary	55 65	99	A	Wake Forest	48 62	265	H	Fairfield	40 58	177	H	Georgetown	53 73
33	N	Virginia Tech	57 85												

Non-Div I Games:

Ri chmond

Average RPI Win:	254	WON-LOST	WINNING	LAST 10	STRENGTH OF	OPP. STRENGTH	TEAM	ADJ.	CONF.	ADJ CONF.
Average RPI Loss:	167	RECORD	PCT. RANK	GAMES	SCHEDULE	OF SCHEDULE	RPI	RPI	RPI	RPI
DIV. I ONLY	4- 6	212	0- 1	208	238	228	228	27	27	
DIV. I NON-CONF.	4- 6	212	0- 1	208	238	228	228	27	27	
-----										
TOTALS	RPI 1-25	RPI 26-50	W-L RECORDS	RPI 51-100	RPI 101-150	RPI 150+				
4- 6	0- 0	0- 1	OVERALL	0- 0	1- 2	3- 3				
2- 2	0- 0	0- 0	HOME	0- 0	1- 1	1- 1				
2- 3	0- 0	0- 1	AWAY	0- 0	0- 0	2- 2				
0- 1	0- 0	0- 0	NEUTRAL	0- 0	0- 1	0- 0				
4- 6	0- 0	0- 1	NON-CONFERENCE	0- 0	1- 2	3- 3				
2- 2	0- 0	0- 0	HOME	0- 0	1- 1	1- 1				
2- 3	0- 0	0- 1	AWAY	0- 0	0- 0	2- 2				
0- 1	0- 0	0- 0	NEUTRAL	0- 0	0- 1	0- 0				
0- 0	0- 0	0- 0	CONFERENCE	0- 0	0- 0	0- 0				
0- 0	0- 0	0- 0	HOME	0- 0	0- 0	0- 0				
0- 0	0- 0	0- 0	AWAY	0- 0	0- 0	0- 0				
0- 0	0- 0	0- 0	NEUTRAL	0- 0	0- 0	0- 0				

RPI 1-25				RPI 26-50				RPI 51-100				RPI 101+ Team's RPI: 228			
RPI	S	Opponent	Score	RPI	S	Opponent	Score	RPI	S	Opponent	Score	RPI	S	Opponent	Score
				48	A	Bucknell I	59 80					122	N	Boston College	61 112
												132	H	Mt. St. Mary's	85 67
												133	H	Princeton	65 89
												202	H	Navy	60 66
												204	A	Holy Cross	61 71
												255	A	Binghamton	62 57
												293	A	Vermont	49 54
												302	A	Saint Joseph's	56 54
												325	H	NJIT	67 46
LAST 12 Division I GAMES:															
122	N	Boston College	61 112	132	H	Mt. St. Mary's	85 67	204	A	Holy Cross	61 71	293	A	Vermont	49 54
48	A	Bucknell I	59 80	204	A	Holy Cross	61 71	133	H	Princeton	65 89				
255	A	Binghamton	62 57												
202	H	Navy	60 66												
325	H	NJIT	67 46												
302	A	Saint Joseph's	56 54												

Non-Div I Games:

Ri der

Average RPI Win: 296		WON-LOST RECORD	WINNING PCT. RANK	LAST 10 GAMES	STRENGTH OF SCHEDULE	OPP. STRENGTH OF SCHEDULE	TEAM RPI	ADJ. RPI	CONF. RPI	ADJ. CONF. RPI
Average RPI Loss: 131										
DIV. I ONLY		1- 7	308	0- 1	151	132	298	298	31	31
DIV. I NON-CONF.		1- 7	308	0- 1	151	132	298	298	31	31
TOTALS		RPI 1-25	RPI 26-50	W-L RECORDS		RPI 51-100	RPI 101-150	RPI 150+		
1- 7	0- 1		0- 0	OVERALL		0- 1	0- 1	1- 4		
1- 2	0- 0		0- 0	HOME		0- 0	0- 1	1- 1		
0- 4	0- 1		0- 0	AWAY		0- 1	0- 0	0- 2		
0- 1	0- 0		0- 0	NEUTRAL		0- 0	0- 0	0- 1		
1- 7	0- 1		0- 0	NON-CONFERENCE		0- 1	0- 1	1- 4		
1- 2	0- 0		0- 0	HOME		0- 0	0- 1	1- 1		
0- 4	0- 1		0- 0	AWAY		0- 1	0- 0	0- 2		
0- 1	0- 0		0- 0	NEUTRAL		0- 0	0- 0	0- 1		
0- 0	0- 0		0- 0	CONFERENCE		0- 0	0- 0	0- 0		
0- 0	0- 0		0- 0	HOME		0- 0	0- 0	0- 0		
0- 0	0- 0		0- 0	AWAY		0- 0	0- 0	0- 0		
0- 0	0- 0		0- 0	NEUTRAL		0- 0	0- 0	0- 0		

RPI 1-25					
RPI	S	Opponent	Score		
17	A	Iowa	63	92	
RPI 26-50					
RPI	S	Opponent	Score		
RPI 51-100					
RPI	S	Opponent	Score		
79	A	Loyola Marymount	53	61	
RPI 101+					
RPI	S	Opponent	Score		
149	H	Rhode Island	41	46	
152	A	Youngstown St.	59	69	
153	A	Bowling Green	60	61	
161	H	Kent St.	46	54	
206	N	SMU	55	60	
296	H	La Salle	67	39	
Team's RPI : 298					
LAST 12 Division I GAMES:					
17	A	Iowa	63	92	
206	N	SMU	55	60	
153	A	Bowling Green	60	61	
149	H	Rhode Island	41	46	
296	H	La Salle	67	39	
152	A	Youngstown St.	59	69	
79	A	Loyola Marymount	53	61	
161	H	Kent St.	46	54	

Non-Div I Games:            Pitt.-Johnstown        73    53

Robert Morris



Average RPI Win: 211

Average RPI Loss: 20

WON-LOST  
RECORDWINNING  
PCT. RANKLAST 10  
GAMESSTRENGTH OF  
SCHEDULEOPP. STRENGTH  
OF SCHEDULETEAM  
RPIADJ.  
RPICONF.  
RPIADJ CONF.  
RPIDIV. I ONLY  
DIV. I NON-CONF.7- 3  
7- 387  
871- 0  
1- 187  
87163  
16361  
6161  
613  
33  
3

TOTALS

RPI 1-25

RPI 26-50

W-L RECORDS

RPI 51-100

RPI 101-150

RPI 150+

7- 3  
5- 0  
1- 1  
1- 20- 2  
0- 0  
0- 0  
0- 20- 1  
0- 0  
0- 1  
0- 0OVERALL  
HOME  
AWAY  
NEUTRAL1- 0  
1- 0  
0- 0  
0- 01- 0  
1- 0  
0- 0  
0- 05- 0  
3- 0  
1- 0  
1- 07- 3  
5- 0  
1- 1  
1- 20- 2  
0- 0  
0- 0  
0- 20- 1  
0- 0  
0- 1  
0- 0NON-CONFERENCE  
HOME  
AWAY  
NEUTRAL1- 0  
1- 0  
0- 0  
0- 01- 0  
1- 0  
0- 0  
0- 05- 0  
3- 0  
1- 0  
1- 00- 0  
0- 0  
0- 0  
0- 00- 0  
0- 0  
0- 0  
0- 00- 0  
0- 0  
0- 0  
0- 0CONFERENCE  
HOME  
AWAY  
NEUTRAL0- 0  
0- 0  
0- 0  
0- 00- 0  
0- 0  
0- 0  
0- 00- 0  
0- 0  
0- 0  
0- 0

RPI 1-25

RPI 26-50

RPI 51-100 Team's RPI: 61

RPI 101+

RPI	S	Opponent	Score
8	N	Drake	59 69
19	N	Gonzaga	40 57

RPI	S	Opponent	Score
33	A	Virginia Tech	51 67

RPI	S	Opponent	Score
89	H	LSU	57 43

RPI	S	Opponent	Score
108	H	Stony Brook	61 47
151	A	Harvard	60 49
248	H	Central Conn. St.	73 44
266	H	Saint Francis (PA)	96 52
295	N	ETSU	68 44
322	H	Albany (NY)	65 39

LAST 12 Division I GAMES:

322	H	Albany (NY)	65	39	295	N	ETSU	68	44
248	H	Central Conn. St.	73	44	19	N	Gonzaga	40	57
108	H	Stony Brook	61	47	89	H	LSU	57	43
266	H	Saint Francis (PA)	96	52	151	A	Harvard	60	49
					33	A	Virginia Tech	51	67
					8	N	Drake	59	69

R  
u  
t  
g  
e  
r  
sR  
u  
t  
g  
e  
r  
s

Non-Div I Games:

Rutgers



S  
I  
U  
ES  
I  
U  
E

SI UE

SMU

S  
M  
U

SMU

Average RPI Win: 223

Average RPI Loss: 164

WON-LOST  
RECORDWINNING  
PCT. RANKLAST 10  
GAMESSTRENGTH OF  
SCHEDULEOPP. STRENGTH  
OF SCHEDULETEAM  
RPIADJ.  
RPICONF.  
RPIADJ CONF.  
RPIDIV. I ONLY  
DIV. I NON-CONF.2- 3  
2- 3212  
2120- 1  
0- 1191  
191281  
281263  
263263  
26311  
1111  
11

TOTALS

RPI 1-25

RPI 26-50

W-L RECORDS

RPI 51-100

RPI 101-150

RPI 150+

2- 3

0- 0

0- 0

OVERALL

0- 1

1- 1

1- 1

1- 2

0- 0

0- 0

HOME

0- 1

0- 0

1- 1

0- 0

0- 0

0- 0

AWAY

0- 0

0- 0

0- 0

1- 1

0- 0

0- 0

NEUTRAL

0- 0

1- 1

0- 0

2- 3

0- 0

0- 0

NON-CONFERENCE

0- 1

1- 1

1- 1

1- 2

0- 0

0- 0

HOME

0- 1

0- 0

1- 1

0- 0

0- 0

0- 0

AWAY

0- 0

0- 0

0- 0

1- 1

0- 0

0- 0

NEUTRAL

0- 0

1- 1

0- 0

0- 0

0- 0

0- 0

CONFERENCE

0- 0

0- 0

0- 0

0- 0

0- 0

0- 0

HOME

0- 0

0- 0

0- 0

0- 0

0- 0

0- 0

AWAY

0- 0

0- 0

0- 0

0- 0

0- 0

0- 0

NEUTRAL

0- 0

0- 0

0- 0

RPI 1-25

RPI 26-50

RPI 51-100

RPI 101+

Team's RPI: 263

RPI S Opponent Score

RPI S Opponent Score

RPI S Opponent Score

RPI S Opponent Score

98 H UC Davis 60 109

130 N Illinois 109 107

143 N Pepperdine 97 113

251 H San Francisco 75 86

315 H Cal Poly 88 85

LAST 12 Division I GAMES:

98 H UC Davis 60 109 251 H San Francisco 75 86

130 N Illinois 109 107

143 N Pepperdine 97 113

315 H Cal Poly 88 85

Non-Div I Games: Antelope Valley 86 80

Sacramento St.

Average RPI	Win:	283	WON-LOST	WINNING	LAST 10	STRENGTH OF	OPP. STRENGTH	TEAM	ADJ.	CONF.	ADJ CONF.
Average RPI	Loss:	152	RECORD	PCT. RANK	GAMES	SCHEDULE	OF SCHEDULE	RPI	RPI	RPI	RPI
DIV. I ONLY		4- 5		191	1- 0	217	237	210	210	31	31
DIV. I NON-CONF.		4- 5		191	1- 0	217	237	210	210	31	31
-----											
TOTALS	RPI 1-25		RPI 26-50		W-L RECORDS	RPI 51-100		RPI 101-150		RPI 150+	
4- 5	0- 0		0- 0		OVERALL	0- 0		0- 3		4- 2	
1- 2	0- 0		0- 0		HOME	0- 0		0- 1		1- 1	
3- 3	0- 0		0- 0		AWAY	0- 0		0- 2		3- 1	
0- 0	0- 0		0- 0		NEUTRAL	0- 0		0- 0		0- 0	
4- 5	0- 0		0- 0		NON-CONFERENCE	0- 0		0- 3		4- 2	
1- 2	0- 0		0- 0		HOME	0- 0		0- 1		1- 1	
3- 3	0- 0		0- 0		AWAY	0- 0		0- 2		3- 1	
0- 0	0- 0		0- 0		NEUTRAL	0- 0		0- 0		0- 0	
0- 0	0- 0		0- 0		CONFERENCE	0- 0		0- 0		0- 0	
0- 0	0- 0		0- 0		HOME	0- 0		0- 0		0- 0	
0- 0	0- 0		0- 0		AWAY	0- 0		0- 0		0- 0	
0- 0	0- 0		0- 0		NEUTRAL	0- 0		0- 0		0- 0	

RPI 1-25				RPI 26-50				RPI 51-100				RPI 101+ Team's RPI: 210			
RPI	S	Opponent	Score	RPI	S	Opponent	Score	RPI	S	Opponent	Score	RPI	S	Opponent	Score
												108	H	Stony Brook	58 73
												126	A	Providence	52 62
												138	A	Lehigh	66 70
												189	H	Monmouth	50 55
												201	A	Massachusetts	61 78
												253	A	Hofstra	70 64
												261	H	Siena	72 50
												278	A	New Hampshire	71 60
												341	A	Manhattan	74 46
-----															
LAST 12 Division I GAMES:															
				108	H	Stony Brook	58 73	341	A	Manhattan	74 46				
				253	A	Hofstra	70 64	138	A	Lehigh	66 70				
				189	H	Monmouth	50 55	201	A	Massachusetts	61 78				
				126	A	Providence	52 62								
				278	A	New Hampshire	71 60								
				261	H	Siena	72 50								

Non-Div I Games:

Sacred Heart

Average RPI Win:	349	WON-LOST	WINNING	LAST 10	STRENGTH OF	OPP. STRENGTH	TEAM	ADJ.	CONF.	ADJ CONF.
Average RPI Loss:	110	RECORD	PCT. RANK	GAMES	SCHEDULE	OF SCHEDULE	RPI	RPI	RPI	RPI
DIV. I ONLY	1- 8	319	0- 1	117	210	266	266	31	31	
DIV. I NON-CONF.	1- 8	319	0- 1	117	210	266	266	31	31	
-----										
TOTALS	RPI 1-25	RPI 26-50	W-L RECORDS	RPI 51-100	RPI 101-150	RPI 150+				
1- 8	0- 1	0- 0	OVERALL	0- 4	0- 1	1- 2				
0- 2	0- 0	0- 0	HOME	0- 1	0- 1	0- 0				
1- 4	0- 1	0- 0	AWAY	0- 1	0- 0	1- 2				
0- 2	0- 0	0- 0	NEUTRAL	0- 2	0- 0	0- 0				
1- 8	0- 1	0- 0	NON-CONFERENCE	0- 4	0- 1	1- 2				
0- 2	0- 0	0- 0	HOME	0- 1	0- 1	0- 0				
1- 4	0- 1	0- 0	AWAY	0- 1	0- 0	1- 2				
0- 2	0- 0	0- 0	NEUTRAL	0- 2	0- 0	0- 0				
0- 0	0- 0	0- 0	CONFERENCE	0- 0	0- 0	0- 0				
0- 0	0- 0	0- 0	HOME	0- 0	0- 0	0- 0				
0- 0	0- 0	0- 0	AWAY	0- 0	0- 0	0- 0				
0- 0	0- 0	0- 0	NEUTRAL	0- 0	0- 0	0- 0				

RPI 1-25				RPI 26-50				RPI 51-100				RPI 101+				Team's RPI: 266
RPI	S	Opponent	Score	RPI	S	Opponent	Score	RPI	S	Opponent	Score	RPI	S	Opponent	Score	
12	A	Bayl or	58 116					59	H	Duquesne	73 93	107	H	FGCU	69 83	
								61	A	Rutgers	52 96	152	A	Youngstown St.	56 80	
								84	N	Montana	77 79	311	A	Liberty	53 82	
								90	N	Boise St.	64 78	349	A	Longwood	91 88	
LAST 12 Division I GAMES:																
59	H	Duquesne	73 93	84	N	Montana	77 79	107	H	FGCU	69 83					
311	A	Liberty	53 82	90	N	Boise St.	64 78	152	A	Youngstown St.	56 80					
12	A	Bayl or	58 116													
61	A	Rutgers	52 96													

Non-Div I Games: Seton Hill 86 74

Saint Francis (PA)

Average RPI	Win:	302	WON-LOST	WINNING	LAST 10	STRENGTH OF	OPP. STRENGTH	TEAM	ADJ.	CONF.	ADJ CONF.
Average RPI	Loss:	141	RECORD	PCT. RANK	GAMES	SCHEDULE	OF SCHEDULE	RPI	RPI	RPI	RPI
DIV. I ONLY		3- 7		254	1- 0	206	272	302	302	16	16
DIV. I NON-CONF.		3- 7		254	1- 0	206	272	302	302	16	16
-----											
TOTALS	RPI 1-25		RPI 26-50		W-L RECORDS	RPI 51-100		RPI 101-150		RPI 150+	
3- 7	0- 0		0- 2		OVERALL	0- 0		0- 2		3- 3	
3- 5	0- 0		0- 2		HOME	0- 0		0- 0		3- 3	
0- 2	0- 0		0- 0		AWAY	0- 0		0- 2		0- 0	
0- 0	0- 0		0- 0		NEUTRAL	0- 0		0- 0		0- 0	
3- 7	0- 0		0- 2		NON-CONFERENCE	0- 0		0- 2		3- 3	
3- 5	0- 0		0- 2		HOME	0- 0		0- 0		3- 3	
0- 2	0- 0		0- 0		AWAY	0- 0		0- 2		0- 0	
0- 0	0- 0		0- 0		NEUTRAL	0- 0		0- 0		0- 0	
0- 0	0- 0		0- 0		CONFERENCE	0- 0		0- 0		0- 0	
0- 0	0- 0		0- 0		HOME	0- 0		0- 0		0- 0	
0- 0	0- 0		0- 0		AWAY	0- 0		0- 0		0- 0	
0- 0	0- 0		0- 0		NEUTRAL	0- 0		0- 0		0- 0	

RPI 1-25				RPI 26-50				RPI 51-100				RPI 101+ Team's RPI: 302			
RPI	S	Opponent	Score	RPI	S	Opponent	Score	RPI	S	Opponent	Score	RPI	S	Opponent	Score
				34	H	Villanova	35 47					112	A	Penn	45 65
				44	H	Auburn	70 81					142	A	Drexel	34 51
												198	H	Towson	52 73
												227	H	Temple	52 58
												228	H	Rider	54 56
												284	H	Columbia	68 61
												303	H	Niagara	68 54
												320	H	Loyola Maryland	49 46
-----															
LAST 12 Division I GAMES:															
320	H	Loyola Maryland	49 46	44	H	Auburn	70 81	34	H	Villanova	35 47	284	H	Columbia	68 61
198	H	Towson	52 73									228	H	Rider	54 56
142	A	Drexel	34 51									303	H	Niagara	68 54
227	H	Temple	52 58					112	A	Penn	45 65				

Non-Div I Games:

Saint Joseph's



Average RPI	Win:	201	WON-LOST	WINNING	LAST 10	STRENGTH OF	OPP. STRENGTH	TEAM	ADJ.	CONF.	ADJ CONF.
Average RPI	Loss:	95	RECORD	PCT. RANK	GAMES	SCHEDULE	OF SCHEDULE	RPI	RPI	RPI	RPI
DIV. I ONLY		4- 6		212	0- 1	150	47	200	200	16	16
DIV. I NON-CONF.		4- 6		212	0- 1	150	47	200	200	16	16
<hr/>											
TOTALS	RPI 1-25		RPI 26-50		W-L RECORDS	RPI 51-100		RPI 101-150		RPI 150+	
4- 6	0- 1		0- 0		OVERALL	0- 1		0- 4		4- 0	
2- 4	0- 1		0- 0		HOME	0- 1		0- 2		2- 0	
2- 1	0- 0		0- 0		AWAY	0- 0		0- 1		2- 0	
0- 1	0- 0		0- 0		NEUTRAL	0- 0		0- 1		0- 0	
4- 6	0- 1		0- 0		NON-CONFERENCE	0- 1		0- 4		4- 0	
2- 4	0- 1		0- 0		HOME	0- 1		0- 2		2- 0	
2- 1	0- 0		0- 0		AWAY	0- 0		0- 1		2- 0	
0- 1	0- 0		0- 0		NEUTRAL	0- 0		0- 1		0- 0	
0- 0	0- 0		0- 0		CONFERENCE	0- 0		0- 0		0- 0	
0- 0	0- 0		0- 0		HOME	0- 0		0- 0		0- 0	
0- 0	0- 0		0- 0		AWAY	0- 0		0- 0		0- 0	
0- 0	0- 0		0- 0		NEUTRAL	0- 0		0- 0		0- 0	

RPI 1-25				RPI 26-50				RPI 51-100				RPI 101+				Team's RPI: 200
RPI	S	Opponent	Score	RPI	S	Opponent	Score	RPI	S	Opponent	Score	RPI	S	Opponent	Score	
2	H	UConn	42 98					80	H	Missouri	62 74	105	A	Tulsa	75 86	
												118	N	Chattanooga	61 71	
												120	H	Indiana St.	56 60	
												146	H	Cincinnati	50 51	
												157	H	Southern Ill.	62 58	
												159	A	Virginia	67 65	
												219	H	SIUE	63 56	
												268	A	Eastern Ky.	70 43	
<hr/>																
LAST 12 Division I GAMES:																
				80	H	Missouri	62 74	159	A	Virginia	67 65					
				2	H	UConn	42 98	118	N	Chattanooga	61 71					
				219	H	SIUE	63 56	105	A	Tulsa	75 86					
				157	H	Southern Ill.	62 58	146	H	Cincinnati	50 51					
								120	H	Indiana St.	56 60					
								268	A	Eastern Ky.	70 43					

Non-Div I Games:

Saint Louis

Average RPI	Win:	194	WON-LOST	WINNING	LAST 10	STRENGTH OF	OPP. STRENGTH	TEAM	ADJ.	CONF.	ADJ CONF.
Average RPI	Loss:	37	RECORD	PCT. RANK	GAMES	SCHEDULE	OF SCHEDULE	RPI	RPI	RPI	RPI
DIV. I ONLY		5- 3		112	0- 1	44	66	43	43	7	7
DIV. I NON-CONF.		5- 3		112	0- 1	44	66	43	43	7	7
-----											
TOTALS	RPI 1-25		RPI 26-50		W-L RECORDS	RPI 51-100		RPI 101-150		RPI 150+	
5- 3	0- 2		1- 0		OVERALL	0- 0		0- 1		4- 0	
2- 2	0- 2		1- 0		HOME	0- 0		0- 0		1- 0	
3- 1	0- 0		0- 0		AWAY	0- 0		0- 1		3- 0	
0- 0	0- 0		0- 0		NEUTRAL	0- 0		0- 0		0- 0	
5- 3	0- 2		1- 0		NON-CONFERENCE	0- 0		0- 1		4- 0	
2- 2	0- 2		1- 0		HOME	0- 0		0- 0		1- 0	
3- 1	0- 0		0- 0		AWAY	0- 0		0- 1		3- 0	
0- 0	0- 0		0- 0		NEUTRAL	0- 0		0- 0		0- 0	
0- 0	0- 0		0- 0		CONFERENCE	0- 0		0- 0		0- 0	
0- 0	0- 0		0- 0		HOME	0- 0		0- 0		0- 0	
0- 0	0- 0		0- 0		AWAY	0- 0		0- 0		0- 0	
0- 0	0- 0		0- 0		NEUTRAL	0- 0		0- 0		0- 0	

RPI 1-25				RPI 26-50				Team's RPI: 43				RPI 51-100				RPI 101+			
RPI	S	Opponent	Score	RPI	S	Opponent	Score					RPI	S	Opponent	Score	RPI	S	Opponent	Score
4	H	Cal i forni a	78 81	42	H	Wyomi ng	90 84									101	A	Oregon St.	56 89
6	H	Oregon	55 79													168	A	Washington St.	70 64
																174	H	Mi l waukee	73 71
																273	A	UC Santa Barbara	80 55
																315	A	Cal Poly	69 51
-----																			
LAST 12 Division I GAMES:																			
4	H	Cal i forni a	78 81	168	A	Washington St.	70 64												
315	A	Cal Poly	69 51	42	H	Wyomi ng	90 84												
273	A	UC Santa Barbara	80 55																
6	H	Oregon	55 79																
174	H	Mi l waukee	73 71																
101	A	Oregon St.	56 89																

Non-Div I Games:

Saint Mary's (CA)

Average RPI Win:	331	WON-LOST	WINNING	LAST 10	STRENGTH OF	OPP. STRENGTH	TEAM	ADJ.	CONF.	ADJ CONF.
Average RPI Loss:	194	RECORD	PCT. RANK	GAMES	SCHEDULE	OF SCHEDULE	RPI	RPI	RPI	RPI
DIV. I ONLY	4- 6	212	0- 1	268	348	281	281	27	27	
DIV. I NON-CONF.	4- 6	212	0- 1	268	348	281	281	27	27	
-----										
TOTALS	RPI 1-25	RPI 26-50	W-L RECORDS	RPI 51-100	RPI 101-150	RPI 150+				
4- 6	0- 0	0- 0	OVERALL	0- 0	0- 3	4- 3				
3- 1	0- 0	0- 0	HOME	0- 0	0- 0	3- 1				
1- 5	0- 0	0- 0	AWAY	0- 0	0- 3	1- 2				
0- 0	0- 0	0- 0	NEUTRAL	0- 0	0- 0	0- 0				
4- 6	0- 0	0- 0	NON-CONFERENCE	0- 0	0- 3	4- 3				
3- 1	0- 0	0- 0	HOME	0- 0	0- 0	3- 1				
1- 5	0- 0	0- 0	AWAY	0- 0	0- 3	1- 2				
0- 0	0- 0	0- 0	NEUTRAL	0- 0	0- 0	0- 0				
0- 0	0- 0	0- 0	CONFERENCE	0- 0	0- 0	0- 0				
0- 0	0- 0	0- 0	HOME	0- 0	0- 0	0- 0				
0- 0	0- 0	0- 0	AWAY	0- 0	0- 0	0- 0				
0- 0	0- 0	0- 0	NEUTRAL	0- 0	0- 0	0- 0				

RPI 1-25				RPI 26-50				RPI 51-100				RPI 101+				Team's RPI: 281
RPI	S	Opponent	Score	RPI	S	Opponent	Score	RPI	S	Opponent	Score	RPI	S	Opponent	Score	
												102	A	Seton Hall	47	90
												122	A	Boston College	57	89
												124	A	Yale	56	72
												209	H	Cal St. Fullerton	45	69
												288	A	St. Francis Brooklyn	70	74
												318	A	UMass Lowell	57	59
												321	A	Lafayette	62	60
												325	H	NJIT	70	57
												326	H	Wagner	69	57
												350	H	LIU Brooklyn	86	59
LAST 12 Division I GAMES:																
				326	H	Wagner	69 57	288	A	St. Francis Brooklyn	70 74					
				321	A	Lafayette	62 60	209	H	Cal St. Fullerton	45 69					
				350	H	LIU Brooklyn	86 59	124	A	Yale	56 72					
				122	A	Boston College	57 89	102	A	Seton Hall	47 90					
				318	A	UMass Lowell	57 59									
				325	H	NJIT	70 57									

Non-Div I Games:

Saint Peter's

Average RPI Win:	309	WON-LOST	WINNING	LAST 10	STRENGTH OF	OPP. STRENGTH	TEAM	ADJ.	CONF.	ADJ CONF.
Average RPI Loss:	175	RECORD	PCT. RANK	GAMES	SCHEDULE	OF SCHEDULE	RPI	RPI	RPI	RPI

DIV. I ONLY	2- 4	238	0- 1	126	334	214	214	24	24
DIV. I NON-CONF.	2- 4	238	0- 1	126	334	214	214	24	24
-----									
TOTALS	RPI 1-25	RPI 26-50	W-L RECORDS	RPI 51-100	RPI 101-150	RPI 150+			
2- 4	0- 0	0- 0	OVERALL	0- 1	0- 1	2- 2			
0- 1	0- 0	0- 0	HOME	0- 0	0- 1	0- 0			
2- 2	0- 0	0- 0	AWAY	0- 1	0- 0	2- 1			
0- 1	0- 0	0- 0	NEUTRAL	0- 0	0- 0	0- 1			
2- 4	0- 0	0- 0	NON-CONFERENCE	0- 1	0- 1	2- 2			
0- 1	0- 0	0- 0	HOME	0- 0	0- 1	0- 0			
2- 2	0- 0	0- 0	AWAY	0- 1	0- 0	2- 1			
0- 1	0- 0	0- 0	NEUTRAL	0- 0	0- 0	0- 1			
0- 0	0- 0	0- 0	CONFERENCE	0- 0	0- 0	0- 0			
0- 0	0- 0	0- 0	HOME	0- 0	0- 0	0- 0			
0- 0	0- 0	0- 0	AWAY	0- 0	0- 0	0- 0			
0- 0	0- 0	0- 0	NEUTRAL	0- 0	0- 0	0- 0			

RPI 1-25				RPI 26-50				RPI 51-100				RPI 101+ Team's RPI: 214					
RPI	S	Opponent	Score	RPI	S	Opponent	Score	RPI	S	Opponent	Score	RPI	S	Opponent	Score		
								89	A	LSU	52	66	148	H	Oral Roberts	62	73
													218	N	Troy	79	84
													246	A	Wichi ta St.	55	63
													274	A	Southern Mi ss.	65	61
													344	A	Loui si ana	68	62
LAST 12 Di vi si on I GAMES:																	
								148	H	Oral Roberts	62	73					
								344	A	Loui si ana	68	62					
								274	A	Southern Mi ss.	65	61					
								218	N	Troy	79	84					
								246	A	Wichi ta St.	55	63					
								89	A	LSU	52	66					

Non-Div I Games: UNKNOWN 94 46 Wiley 101 63 Jarvis Christian 100 55

Sam Houston St.

Average RPI Win: 283  
Average RPI Loss: 168

WON-LOST  
RECORD

WINNING  
PCT. RANK

LAST 10  
GAMES

STRENGTH OF  
SCHEDULE

OPP. STRENGTH  
OF SCHEDULE

TEAM  
RPI

ADJ.  
RPI

CONF.  
RPI

ADJ CONF.  
RPI

DIV. I ONLY	2- 8	283	0- 1	157	280	260	260	26	26
DIV. I NON-CONF.	2- 8	283	0- 1	157	280	260	260	26	26
-----									
TOTALS	RPI 1-25	RPI 26-50	W-L RECORDS	RPI 51-100	RPI 101-150	RPI 150+			
2- 8	0- 0	0- 1	OVERALL	0- 1	0- 1	2- 5			
1- 1	0- 0	0- 0	HOME	0- 0	0- 0	1- 1			
1- 7	0- 0	0- 1	AWAY	0- 1	0- 1	1- 4			
0- 0	0- 0	0- 0	NEUTRAL	0- 0	0- 0	0- 0			
2- 8	0- 0	0- 1	NON-CONFERENCE	0- 1	0- 1	2- 5			
1- 1	0- 0	0- 0	HOME	0- 0	0- 0	1- 1			
1- 7	0- 0	0- 1	AWAY	0- 1	0- 1	1- 4			
0- 0	0- 0	0- 0	NEUTRAL	0- 0	0- 0	0- 0			
0- 0	0- 0	0- 0	CONFERENCE	0- 0	0- 0	0- 0			
0- 0	0- 0	0- 0	HOME	0- 0	0- 0	0- 0			
0- 0	0- 0	0- 0	AWAY	0- 0	0- 0	0- 0			
0- 0	0- 0	0- 0	NEUTRAL	0- 0	0- 0	0- 0			

RPI 1-25				RPI 26-50				RPI 51-100				RPI 101+ Team's RPI: 260			
RPI	S	Opponent	Score	RPI	S	Opponent	Score	RPI	S	Opponent	Score	RPI	S	Opponent	Score
				44	A	Auburn	46 73	64	A	UT Martin	68 89	113	A	Oklahoma St.	62 82
												173	H	UAB	41 66
												194	A	Hampton	57 64
												218	A	Troy	52 72
												231	A	Alabama St.	60 51
												267	A	Memphis	48 53
												274	A	Southern Miss.	40 76
												334	H	Presbyterian	75 54
LAST 12 Division I GAMES:															
				44	A	Auburn	46 73	274	A	Southern Miss.	40 76				
				267	A	Memphis	48 53	231	A	Alabama St.	60 51				
				173	H	UAB	41 66	218	A	Troy	52 72				
				334	H	Presbyterian	75 54	64	A	UT Martin	68 89				
				194	A	Hampton	57 64								
				113	A	Oklahoma St.	62 82								

Non-Div I Games:

Rhodes

71 54

Samford

Average RPI Win: 249

Average RPI Loss: 132

WON-LOST  
RECORDWINNING  
PCT. RANKLAST 10  
GAMESSTRENGTH OF  
SCHEDULEOPP. STRENGTH  
OF SCHEDULETEAM  
RPIADJ.  
RPICONF.  
RPIADJ CONF.  
RPIDIV. I ONLY  
DIV. I NON-CONF.5- 4  
5- 4140  
1400- 1  
0- 1207  
207128  
128171  
171171  
1717  
77  
7

TOTALS

RPI 1-25

RPI 26-50

W-L RECORDS

RPI 51-100

RPI 101-150

RPI 150+

5- 4 0- 1  
4- 1 0- 1  
1- 3 0- 0  
0- 0 0- 00- 1  
0- 0  
0- 1  
0- 0OVERALL  
HOME  
AWAY  
NEUTRAL0- 0  
0- 0  
0- 0  
0- 00- 0  
0- 0  
0- 0  
0- 05- 2  
4- 0  
1- 2  
0- 05- 4 0- 1  
4- 1 0- 1  
1- 3 0- 0  
0- 0 0- 00- 1  
0- 0  
0- 1  
0- 0NON-CONFERENCE  
HOME  
AWAY  
NEUTRAL0- 0  
0- 0  
0- 0  
0- 00- 0  
0- 0  
0- 0  
0- 05- 2  
4- 0  
1- 2  
0- 00- 0 0- 0  
0- 0 0- 0  
0- 0 0- 0  
0- 0 0- 00- 0  
0- 0  
0- 0  
0- 0CONFERENCE  
HOME  
AWAY  
NEUTRAL0- 0  
0- 0  
0- 0  
0- 00- 0  
0- 0  
0- 0  
0- 00- 0  
0- 0  
0- 0  
0- 0

RPI 1-25

RPI 26-50

RPI 51-100

RPI 101+

Team's RPI: 171

RPI S Opponent Score  
4 H Cal i forni a 53 70RPI S Opponent Score  
32 A Mi nnesota 48 53

RPI S Opponent Score

RPI S Opponent Score  
162 H San Diego St. 72 71  
224 A Southern Utah 59 69  
250 H Dartmouth 78 76  
269 A UTSA 77 87  
271 H Cleveland St. 83 82  
275 A Long Beach St. 60 56  
289 H Hawai i 58 50

LAST 12 Division I GAMES:

250 H Dartmouth 78 76  
162 H San Diego St. 72 71  
4 H Cal i forni a 53 70  
271 H Cleveland St. 83 82  
32 A Mi nnesota 48 53  
289 H Hawai i 58 50269 A UTSA 77 87  
275 A Long Beach St. 60 56  
224 A Southern Utah 59 69

Non-Div I Games: Cal St. San B'dino 76 58

San Diego

Average RPI Win: 245

Average RPI Loss: 115

WON-LOST  
RECORDWINNING  
PCT. RANKLAST 10  
GAMESSTRENGTH OF  
SCHEDULEOPP. STRENGTH  
OF SCHEDULETEAM  
RPIADJ.  
RPICONF.  
RPIADJ CONF.  
RPIDIV. I ONLY  
DIV. I NON-CONF.5- 5  
5- 5160  
1600- 1  
0- 1128  
128245  
245162  
162162  
1629  
99  
9

TOTALS

RPI 1-25

RPI 26-50

W-L RECORDS

RPI 51-100

RPI 101-150

RPI 150+

5- 5

0- 0

0- 0

OVERALL

0- 2

1- 2

4- 1

3- 2

0- 0

0- 0

HOME

0- 2

0- 0

3- 0

2- 3

0- 0

0- 0

AWAY

0- 0

1- 2

1- 1

0- 0

0- 0

0- 0

NEUTRAL

0- 0

0- 0

0- 0

5- 5

0- 0

0- 0

NON-CONFERENCE

0- 2

1- 2

4- 1

3- 2

0- 0

0- 0

HOME

0- 2

0- 0

3- 0

2- 3

0- 0

0- 0

AWAY

0- 0

1- 2

1- 1

0- 0

0- 0

0- 0

NEUTRAL

0- 0

0- 0

0- 0

0- 0

0- 0

0- 0

CONFERENCE

0- 0

0- 0

0- 0

0- 0

0- 0

0- 0

HOME

0- 0

0- 0

0- 0

0- 0

0- 0

0- 0

AWAY

0- 0

0- 0

0- 0

0- 0

0- 0

0- 0

NEUTRAL

0- 0

0- 0

0- 0

RPI 1-25

RPI 26-50

RPI 51-100

RPI 101+

Team's RPI: 162

RPI S Opponent Score

RPI S Opponent Score

RPI S Opponent Score

RPI S Opponent Score

53 H TCU 64 81  
81 H Ari zona 60 69129 A CSUN 74 77  
140 A Santa Clara 43 60  
145 A UC Irvi ne 78 70  
171 A San Diego 71 72  
209 A Cal St. Fullerton 83 72  
287 H Cal i forni a Baptist 83 67  
289 H Hawai i 58 57  
294 H Incarnate Word 81 38

LAST 12 Division I GAMES:

287 H Cal i forni a Baptist 83 67  
294 H Incarnate Word 81 38  
209 A Cal St. Fullerton 83 72  
140 A Santa Clara 43 60  
289 H Hawai i 58 57  
129 A CSUN 74 77  
145 A UC Irvi ne 78 70  
81 H Ari zona 60 69  
171 A San Di ego 71 72  
53 H TCU 64 81

Non-Div I Games:

San Diego St.

Average RPI		Win: 273	WON-LOST RECORD		WINNING PCT. RANK	LAST 10 GAMES	STRENGTH OF SCHEDULE		OPP. STRENGTH OF SCHEDULE	TEAM RPI	ADJ. RPI	CONF. RPI	ADJ CONF. RPI
DIV. I	ONLY		3- 6		238	0- 1	244		111	251	251	7	7
DIV. I	NON-CONF.		3- 6		238	0- 1	244		111	251	251	7	7
-----													
TOTALS		RPI 1-25			RPI 26-50	W-L RECORDS		RPI 51-100	RPI 101-150		RPI 150+		
3- 6		0- 1			0- 0	OVERALL		0- 2	0- 0		3- 3		
1- 3		0- 0			0- 0	HOME		0- 2	0- 0		1- 1		
1- 3		0- 1			0- 0	AWAY		0- 0	0- 0		1- 2		
1- 0		0- 0			0- 0	NEUTRAL		0- 0	0- 0		1- 0		
3- 6		0- 1			0- 0	NON-CONFERENCE		0- 2	0- 0		3- 3		
1- 3		0- 0			0- 0	HOME		0- 2	0- 0		1- 1		
1- 3		0- 1			0- 0	AWAY		0- 0	0- 0		1- 2		
1- 0		0- 0			0- 0	NEUTRAL		0- 0	0- 0		1- 0		
0- 0		0- 0			0- 0	CONFERENCE		0- 0	0- 0		0- 0		
0- 0		0- 0			0- 0	HOME		0- 0	0- 0		0- 0		
0- 0		0- 0			0- 0	AWAY		0- 0	0- 0		0- 0		
0- 0		0- 0			0- 0	NEUTRAL		0- 0	0- 0		0- 0		

RPI 1-25				RPI 26-50				RPI 51-100				RPI 101+ Team's RPI: 251			
RPI	S	Opponent	Score	RPI	S	Opponent	Score	RPI	S	Opponent	Score	RPI	S	Opponent	Score
13	A	Stanford	62 96					55	H	Northern Colo.	63 68	168	A	Washington St.	61 91
								98	H	UC Davis	68 70	185	H	UT Arlington	73 80
												188	A	Idaho	63 70
												240	H	San Jose St.	85 63
												263	A	Sacramento St.	86 75
												315	N	Cal Poly	65 62
-----															
LAST 12 Division I GAMES:															
98	H	UC Davis	68 70	263	A	Sacramento St.	86 75	188	A	Idaho	63 70	168	A	Washington St.	61 91
13	A	Stanford	62 96	188	A	Idaho	63 70	185	H	UT Arlington	73 80	55	H	Northern Colo.	63 68
240	H	San Jose St.	85 63	168	A	Washington St.	61 91	315	N	Cal Poly	65 62				

Non-Div I Games:

San Francisco



Average RPI	Win:	279	WON-LOST	WINNING	LAST 10	STRENGTH OF	OPP. STRENGTH	TEAM	ADJ.	CONF.	ADJ CONF.
Average RPI	Loss:	122	RECORD	PCT. RANK	GAMES	SCHEDULE	OF SCHEDULE	RPI	RPI	RPI	RPI
DIV. I ONLY		1- 7		308	0- 1	30	309	240	240	9	9
DIV. I NON-CONF.		1- 7		308	0- 1	30	309	240	240	9	9
-----											
TOTALS	RPI 1-25		RPI 26-50		W-L RECORDS	RPI 51-100		RPI 101-150		RPI 150+	
1- 7	0- 0		0- 1		OVERALL	0- 1		0- 4		1- 1	
1- 3	0- 0		0- 0		HOME	0- 1		0- 2		1- 0	
0- 4	0- 0		0- 1		AWAY	0- 0		0- 2		0- 1	
0- 0	0- 0		0- 0		NEUTRAL	0- 0		0- 0		0- 0	
1- 7	0- 0		0- 1		NON-CONFERENCE	0- 1		0- 4		1- 1	
1- 3	0- 0		0- 0		HOME	0- 1		0- 2		1- 0	
0- 4	0- 0		0- 1		AWAY	0- 0		0- 2		0- 1	
0- 0	0- 0		0- 0		NEUTRAL	0- 0		0- 0		0- 0	
0- 0	0- 0		0- 0		CONFERENCE	0- 0		0- 0		0- 0	
0- 0	0- 0		0- 0		HOME	0- 0		0- 0		0- 0	
0- 0	0- 0		0- 0		AWAY	0- 0		0- 0		0- 0	
0- 0	0- 0		0- 0		NEUTRAL	0- 0		0- 0		0- 0	

RPI 1-25				RPI 26-50				RPI 51-100				RPI 101+ Team's RPI: 240			
RPI	S	Opponent	Score	RPI	S	Opponent	Score	RPI	S	Opponent	Score	RPI	S	Opponent	Score
				26	A	Colorado	64 76	66	H	Pacific	67 91	109	A	Nebraska	63 96
												119	A	Portland St.	51 80
												140	H	Santa Clara	56 62
												145	H	UC Irvine	66 74
												251	A	San Francisco	63 85
												279	H	CSU Bakersfield	82 72
LAST 12 Division I GAMES:															
140	H	Santa Clara	56 62	66	H	Pacific	67 91	279	H	CSU Bakersfield	82 72				
109	A	Nebraska	63 96	119	A	Portland St.	51 80								
26	A	Colorado	64 76	251	A	San Francisco	63 85								
145	H	UC Irvine	66 74												

Non-Div I Games: San Fran. St. 66 73

San Jose St.

Average RPI		Win: 210	WON-LOST RECORD	WINNING PCT. RANK	LAST 10 GAMES	STRENGTH OF SCHEDULE	OPP. STRENGTH OF SCHEDULE	TEAM RPI	ADJ. RPI	CONF. RPI	ADJ. CONF. RPI
Loss: 96											
DIV. I ONLY			5- 4	140	1- 0	200	96	140	140	7	7
DIV. I NON-CONF.			5- 4	140	1- 0	200	96	140	140	7	7
TOTALS		RPI 1-25		RPI 26-50		W-L RECORDS	RPI 51-100	RPI 101-150		RPI 150+	
5- 4	0- 0			0- 0		OVERALL	0- 1	0- 3		5- 0	
3- 1	0- 0			0- 0		HOME	0- 0	0- 1		3- 0	
2- 3	0- 0			0- 0		AWAY	0- 1	0- 2		2- 0	
0- 0	0- 0			0- 0		NEUTRAL	0- 0	0- 0		0- 0	
5- 4	0- 0			0- 0		NON-CONFERENCE	0- 1	0- 3		5- 0	
3- 1	0- 0			0- 0		HOME	0- 0	0- 1		3- 0	
2- 3	0- 0			0- 0		AWAY	0- 1	0- 2		2- 0	
0- 0	0- 0			0- 0		NEUTRAL	0- 0	0- 0		0- 0	
0- 0	0- 0			0- 0		CONFERENCE	0- 0	0- 0		0- 0	
0- 0	0- 0			0- 0		HOME	0- 0	0- 0		0- 0	
0- 0	0- 0			0- 0		AWAY	0- 0	0- 0		0- 0	
0- 0	0- 0			0- 0		NEUTRAL	0- 0	0- 0		0- 0	

[illegible]

Non-Div I Games:	Sonoma St.	98	38
------------------	------------	----	----

Santa Clara

■ Loss, ■ Non-Conf, S Site, H Home A Away N Neutral

Average RPI	Win:	0	WON-LOST	WINNING	LAST 10	STRENGTH OF	OPP. STRENGTH	TEAM	ADJ.	CONF.	ADJ CONF.
Average RPI	Loss:	160	RECORD	PCT. RANK	GAMES	SCHEDULE	OF SCHEDULE	RPI	RPI	RPI	RPI
DIV. I ONLY		0- 6		330	0- 1	312	56	346	346	32	32
DIV. I NON-CONF.		0- 6		330	0- 1	312	56	346	346	32	32
-----											
TOTALS	RPI 1-25		RPI 26-50		W-L RECORDS	RPI 51-100		RPI 101-150		RPI 150+	
0- 6	0- 0		0- 2		OVERALL	0- 0		0- 0		0- 4	
0- 3	0- 0		0- 0		HOME	0- 0		0- 0		0- 3	
0- 3	0- 0		0- 2		AWAY	0- 0		0- 0		0- 1	
0- 0	0- 0		0- 0		NEUTRAL	0- 0		0- 0		0- 0	
0- 6	0- 0		0- 2		NON-CONFERENCE	0- 0		0- 0		0- 4	
0- 3	0- 0		0- 0		HOME	0- 0		0- 0		0- 3	
0- 3	0- 0		0- 2		AWAY	0- 0		0- 0		0- 1	
0- 0	0- 0		0- 0		NEUTRAL	0- 0		0- 0		0- 0	
0- 0	0- 0		0- 0		CONFERENCE	0- 0		0- 0		0- 0	
0- 0	0- 0		0- 0		HOME	0- 0		0- 0		0- 0	
0- 0	0- 0		0- 0		AWAY	0- 0		0- 0		0- 0	
0- 0	0- 0		0- 0		NEUTRAL	0- 0		0- 0		0- 0	

RPI 1-25				RPI 26-50				RPI 51-100				RPI 101+ Team's RPI: 346			
RPI	S	Opponent	Score	RPI	S	Opponent	Score	RPI	S	Opponent	Score	RPI	S	Opponent	Score
				30	A	South Dakota St.	49 97					196	H	Texas Southern	41 65
				35	A	DePaul	61 124					220	H	Jacksonville	58 68
												234	A	Ole Miss	51 74
												242	H	Ga. Southern	71 82
LAST 12 Division I GAMES:															
				242	H	Ga. Southern	71 82	30	A	South Dakota St.	49 97				
								234	A	Ole Miss	51 74				
								196	H	Texas Southern	41 65				
								35	A	DePaul	61 124				
								220	H	Jacksonville	58 68				

Non-Div I Games: Carver 101 49 Wesleyan (GA) 155 26

Savannah St.

Average RPI Win:	0	WON-LOST	WINNING	LAST 10	STRENGTH OF	OPP. STRENGTH	TEAM	ADJ.	CONF.	ADJ CONF.
Average RPI Loss:	130	RECORD	PCT. RANK	GAMES	SCHEDULE	OF SCHEDULE	RPI	RPI	RPI	RPI
DIV. I ONLY	0- 10	330	0- 1	18	312	252	252	30	30	
DIV. I NON-CONF.	0- 10	330	0- 1	18	312	252	252	30	30	
-----										
TOTALS	RPI 1-25	RPI 26-50	W-L RECORDS	RPI 51-100	RPI 101-150	RPI 150+				
0- 10	0- 0	0- 0	OVERALL	0- 5	0- 3	0- 2				
0- 4	0- 0	0- 0	HOME	0- 1	0- 2	0- 1				
0- 5	0- 0	0- 0	AWAY	0- 3	0- 1	0- 1				
0- 1	0- 0	0- 0	NEUTRAL	0- 1	0- 0	0- 0				
0- 10	0- 0	0- 0	NON-CONFERENCE	0- 5	0- 3	0- 2				
0- 4	0- 0	0- 0	HOME	0- 1	0- 2	0- 1				
0- 5	0- 0	0- 0	AWAY	0- 3	0- 1	0- 1				
0- 1	0- 0	0- 0	NEUTRAL	0- 1	0- 0	0- 0				
0- 0	0- 0	0- 0	CONFERENCE	0- 0	0- 0	0- 0				
0- 0	0- 0	0- 0	HOME	0- 0	0- 0	0- 0				
0- 0	0- 0	0- 0	AWAY	0- 0	0- 0	0- 0				
0- 0	0- 0	0- 0	NEUTRAL	0- 0	0- 0	0- 0				

RPI 1-25				RPI 26-50				RPI 51-100				RPI 101+ Team's RPI: 252					
RPI	S	Opponent	Score	RPI	S	Opponent	Score	RPI	S	Opponent	Score	RPI	S	Opponent	Score		
								63	H	Washington	58	69	119	A	Portland St.	43	68
								66	A	Pacific	61	75	139	H	Northern Ariz.	58	65
								81	N	Arizona	54	84	143	H	Pepperdine	64	78
								97	A	Utah	62	89	209	H	Cal St. Fullerton	54	57
								98	A	UC Davis	59	76	289	A	Hawaii	51	67
LAST 12 Division I GAMES:																	
				98	A	UC Davis	59	76	119	A	Portland St.	43	68				
				66	A	Pacific	61	75	289	A	Hawaii	51	67				
				143	H	Pepperdine	64	78	81	N	Arizona	54	84				
				63	H	Washington	58	69	139	H	Northern Ariz.	58	65				
				97	A	Utah	62	89	209	H	Cal St. Fullerton	54	57				

Non-Div I Games:

Seattle U

Average RPI	Win:	265	WON-LOST	WINNING	LAST 10	STRENGTH OF	OPP. STRENGTH	TEAM	ADJ.	CONF.	ADJ CONF.
Average RPI	Loss:	15	RECORD	PCT. RANK	GAMES	SCHEDULE	OF SCHEDULE	RPI	RPI	RPI	RPI
DIV. I ONLY		7- 2		57	0- 1	263	91	102	102	4	4
DIV. I NON-CONF.		7- 2		57	0- 1	263	91	102	102	4	4
-----											
TOTALS	RPI 1-25		RPI 26-50		W-L RECORDS	RPI 51-100		RPI 101-150		RPI 150+	
7- 2	0- 1		0- 1		OVERALL	0- 0		1- 0		6- 0	
6- 0	0- 0		0- 0		HOME	0- 0		0- 0		6- 0	
1- 2	0- 1		0- 1		AWAY	0- 0		1- 0		0- 0	
0- 0	0- 0		0- 0		NEUTRAL	0- 0		0- 0		0- 0	
7- 2	0- 1		0- 1		NON-CONFERENCE	0- 0		1- 0		6- 0	
6- 0	0- 0		0- 0		HOME	0- 0		0- 0		6- 0	
1- 2	0- 1		0- 1		AWAY	0- 0		1- 0		0- 0	
0- 0	0- 0		0- 0		NEUTRAL	0- 0		0- 0		0- 0	
0- 0	0- 0		0- 0		CONFERENCE	0- 0		0- 0		0- 0	
0- 0	0- 0		0- 0		HOME	0- 0		0- 0		0- 0	
0- 0	0- 0		0- 0		AWAY	0- 0		0- 0		0- 0	
0- 0	0- 0		0- 0		NEUTRAL	0- 0		0- 0		0- 0	

RPI 1-25				RPI 26-50				RPI 51-100				RPI 101+				Team's RPI: 102
RPI	S	Opponent	Score	RPI	S	Opponent	Score	RPI	S	Opponent	Score	RPI	S	Opponent	Score	
2	A	UConn	61 99	28	A	UCLA	62 78					133	A	Princeton	70 66	
												241	H	Kennesaw St.	102 80	
												269	H	UTSA	84 53	
												281	H	Saint Peter's	90 47	
												288	H	St. Francis Brooklyn	100 77	
												318	H	UMass Lowell	90 57	
												326	H	Wagner	95 40	
-----																
LAST 12 Division I GAMES:																
281	H	Saint Peter's	90 47	2	A	UConn	61 99	241	H	Kennesaw St.	102 80					
318	H	UMass Lowell	90 57					326	H	Wagner	95 40					
288	H	St. Francis Brooklyn	100 77													
28	A	UCLA	62 78													
133	A	Princeton	70 66													
269	H	UTSA	84 53													

Non-Div I Games:

Seton Hall

Average RPI Win: 262		WON-LOST	WINNING	LAST 10	STRENGTH OF		OPP. STRENGTH	TEAM	ADJ.	CONF.	ADJ CONF.
Loss: 187		RECORD	PCT. RANK	GAMES	SCHEDULE		OF SCHEDULE	RPI	RPI	RPI	RPI
DIV. I ONLY		4- 6	212	1- 0	226		291	261	261	27	27
DIV. I NON-CONF.		4- 6	212	1- 0	226		291	261	261	27	27
TOTALS		RPI 1-25	RPI 26-50	W-L RECORDS		RPI 51-100	RPI 101-150	RPI 150+			
4- 6	0- 0	0- 0		OVERALL		0- 0	0- 2	4- 4			
2- 3	0- 0	0- 0		HOME		0- 0	0- 1	2- 2			
1- 2	0- 0	0- 0		AWAY		0- 0	0- 0	1- 2			
1- 1	0- 0	0- 0		NEUTRAL		0- 0	0- 1	1- 0			
4- 6	0- 0	0- 0		NON-CONFERENCE		0- 0	0- 2	4- 4			
2- 3	0- 0	0- 0		HOME		0- 0	0- 1	2- 2			
1- 2	0- 0	0- 0		AWAY		0- 0	0- 0	1- 2			
1- 1	0- 0	0- 0		NEUTRAL		0- 0	0- 1	1- 0			
0- 0	0- 0	0- 0		CONFERENCE		0- 0	0- 0	0- 0			
0- 0	0- 0	0- 0		HOME		0- 0	0- 0	0- 0			
0- 0	0- 0	0- 0		AWAY		0- 0	0- 0	0- 0			
0- 0	0- 0	0- 0		NEUTRAL		0- 0	0- 0	0- 0			

RPI 1-25				RPI 26-50				RPI 51-100				RPI 101+				Team's RPI: 261	
RPI	S	Opponent	Score	RPI	S	Opponent	Score	RPI	S	Opponent	Score	RPI	S	Opponent	Score		
												112	H	Penn	51	58	
												142	N	Drexel	39	51	
												151	H	Harvard	54	73	
												201	H	Massachusetts	64	59	
												202	A	Howard	86	81	
												210	A	Sacred Heart	50	72	
												229	A	St. Bonaventure	58	74	
												276	H	Fla. Atlantic	66	70	
												317	H	Colgate	55	53	
												326	N	Wagner	74	71	
LAST 12 Division I GAMES:																	
				317	H	Colgate	55	53	326	N	Wagner	74	71				
				142	N	Drexel	39	51	201	H	Massachusetts	64	59				
				202	A	Howard	86	81	229	A	St. Bonaventure	58	74				
				151	H	Harvard	54	73	276	H	Fla. Atlantic	66	70				
				210	A	Sacred Heart	50	72									
				112	H	Penn	51	58									

### Non-Div I Games:

Si ena

Average RPI Win: 231 WON-LOST RECORD WINNING PCT. RANK LAST 10 GAMES STRENGTH OF SCHEDULE OPP. STRENGTH OF SCHEDULE TEAM RPI ADJ. RPI CONF. RPI ADJ CONF. RPI

DIV. I ONLY	7- 0	1	1- 0	349	18	147	147	19	19
DIV. I NON-CONF.	7- 0	1	1- 0	349	18	147	147	19	19

TOTALS	RPI 1-25	RPI 26-50	W-L RECORDS	RPI 51-100	RPI 101-150	RPI 150+
7- 0	0- 0	0- 0	OVERALL	1- 0	1- 0	5- 0
3- 0	0- 0	0- 0	HOME	0- 0	0- 0	3- 0
4- 0	0- 0	0- 0	AWAY	1- 0	1- 0	2- 0
0- 0	0- 0	0- 0	NEUTRAL	0- 0	0- 0	0- 0
7- 0	0- 0	0- 0	NON-CONFERENCE	1- 0	1- 0	5- 0
3- 0	0- 0	0- 0	HOME	0- 0	0- 0	3- 0
4- 0	0- 0	0- 0	AWAY	1- 0	1- 0	2- 0
0- 0	0- 0	0- 0	NEUTRAL	0- 0	0- 0	0- 0
0- 0	0- 0	0- 0	CONFERENCE	0- 0	0- 0	0- 0
0- 0	0- 0	0- 0	HOME	0- 0	0- 0	0- 0
0- 0	0- 0	0- 0	AWAY	0- 0	0- 0	0- 0
0- 0	0- 0	0- 0	NEUTRAL	0- 0	0- 0	0- 0

RPI 1-25	RPI 26-50	RPI 51-100	RPI 101+ Team's RPI: 147
RPI S Opponent Score	RPI S Opponent Score	RPI S Opponent Score	RPI S Opponent Score
		78 A Southern U. 53 49	121 A Al abama 72 67
			231 H Al abama St. 77 65
			274 H Southern Mi ss. 77 68
			295 H ETSU 81 74
			304 A Tennessee St. 78 56
			312 A Central Ark. 58 50
LAST 12 Division I GAMES:			
274 H Southern Mi ss. 77 68	231 H Al abama St. 77 65	121 A Al abama 72 67	304 A Tennessee St. 78 56
	295 H ETSU 81 74	78 A Southern U. 53 49	312 A Central Ark. 58 50

Non-Div I Games: Spring Hill 75 57

South Al abama

Average RPI Win: 170 WON-LOST RECORD WINNING PCT. RANK LAST 10 GAMES STRENGTH OF SCHEDULE OPP. STRENGTH OF SCHEDULE TEAM RPI ADJ. RPI CONF. RPI ADJ CONF. RPI

DIV. I ONLY	6- 4	123	0- 1	52	50	62	62	5	5
DIV. I NON-CONF.	6- 4	123	0- 1	52	50	62	62	5	5
TOTALS	RPI 1-25	RPI 26-50	W-L RECORDS	RPI 51-100	RPI 101-150	RPI 150+			
6- 4	0- 2	0- 1	OVERALL	2- 0	1- 1	3- 0			
3- 2	0- 1	0- 1	HOME	1- 0	1- 0	1- 0			
2- 0	0- 0	0- 0	AWAY	1- 0	0- 0	1- 0			
1- 2	0- 1	0- 0	NEUTRAL	0- 0	0- 1	1- 0			
6- 4	0- 2	0- 1	NON-CONFERENCE	2- 0	1- 1	3- 0			
3- 2	0- 1	0- 1	HOME	1- 0	1- 0	1- 0			
2- 0	0- 0	0- 0	AWAY	1- 0	0- 0	1- 0			
1- 2	0- 1	0- 0	NEUTRAL	0- 0	0- 1	1- 0			
0- 0	0- 0	0- 0	CONFERENCE	0- 0	0- 0	0- 0			
0- 0	0- 0	0- 0	HOME	0- 0	0- 0	0- 0			
0- 0	0- 0	0- 0	AWAY	0- 0	0- 0	0- 0			
0- 0	0- 0	0- 0	NEUTRAL	0- 0	0- 0	0- 0			

RPI	S	Opponent	Score	RPI	S	Opponent	Score	RPI	S	Opponent	Score	RPI	S	Opponent	Score
8	N	Drake	85 90	41	H	Maryl and	61 85	91	A	Purdue	82 73	101	N	Oregon St.	68 70
12	H	Bayl or	69 94					95	H	Cl emson	69 57	128	H	Dayton	65 55
												179	H	Appal achian St.	80 50
												231	A	Al abama St.	94 38
												295	N	ETSU	101 55
LAST 12 Division I GAMES:															
8	N	Drake	85 90	128	H	Dayton	65 55	295	N	ETSU	101 55	41	H	Maryl and	61 85
101	N	Oregon St.	68 70	91	A	Purdue	82 73	95	H	Cl emson	69 57	231	A	Al abama St.	94 38
179	H	Appal achian St.	80 50												
12	H	Bayl or	69 94												

Non-Div I Games:

South Carolina



Average RPI	Win: 300	WON-LOST RECORD	WINNING PCT. RANK	LAST 10 GAMES	STRENGTH OF SCHEDULE	OPP. STRENGTH OF SCHEDULE	TEAM RPI	ADJ. RPI	CONF. RPI	ADJ CONF. RPI
Average RPI	Loss: 164									
DIV. I ONLY	4- 5	191	0- 0	327	233	299	299	32	32	
DIV. I NON-CONF.	4- 5	191	0- 0	327	233	299	299	32	32	
-----										
TOTALS	RPI 1-25	RPI 26-50	W-L RECORDS	RPI 51-100	RPI 101-150	RPI 150+				
4- 5	0- 0	0- 0	OVERALL	0- 1	0- 1	4- 3				
3- 1	0- 0	0- 0	HOME	0- 0	0- 0	3- 1				
1- 4	0- 0	0- 0	AWAY	0- 1	0- 1	1- 2				
0- 0	0- 0	0- 0	NEUTRAL	0- 0	0- 0	0- 0				
4- 5	0- 0	0- 0	NON-CONFERENCE	0- 1	0- 1	4- 3				
3- 1	0- 0	0- 0	HOME	0- 0	0- 0	3- 1				
1- 4	0- 0	0- 0	AWAY	0- 1	0- 1	1- 2				
0- 0	0- 0	0- 0	NEUTRAL	0- 0	0- 0	0- 0				
0- 0	0- 0	0- 0	CONFERENCE	0- 0	0- 0	0- 0				
0- 0	0- 0	0- 0	HOME	0- 0	0- 0	0- 0				
0- 0	0- 0	0- 0	AWAY	0- 0	0- 0	0- 0				
0- 0	0- 0	0- 0	NEUTRAL	0- 0	0- 0	0- 0				

RPI 1-25				RPI 26-50				RPI 51-100				RPI 101+				Team's RPI: 299
RPI	S	Opponent	Score	RPI	S	Opponent	Score	RPI	S	Opponent	Score	RPI	S	Opponent	Score	
								81	A	Arizona	32 73	131	A	Radford	31 61	
												158	H	Winthrop	50 58	
												165	A	Coastal Caro.	44 57	
												217	H	UNLV	58 49	
												283	A	Col. of Charleston	51 75	
												301	H	USC Upstate	71 66	
												334	A	Presbyteria n	57 48	
												347	H	Charleston So.	67 58	
-----																
LAST 12 Division I GAMES:																
158	H	Winthrop	50 58	217	H	UNLV	58 49	283	A	Col. of Charleston	51 75	131	A	Radford	31 61	
301	H	USC Upstate	71 66													
81	A	Arizona	32 73													
334	A	Presbyteria n	57 48													
347	H	Charleston So.	67 58													
165	A	Coastal Caro.	44 57													

Non-Div I Games: UNKNOWN 67 51 Voorhees 88 61

Average RPI	Win:	135	WON-LOST	WINNING	LAST 10	STRENGTH OF	OPP. STRENGTH	TEAM	ADJ.	CONF.	ADJ CONF.
Average RPI	Loss:	8	RECORD	PCT. RANK	GAMES	SCHEDULE	OF SCHEDULE	RPI	RPI	RPI	RPI
DIV. I ONLY		8- 1		26	1- 0	133	5	15	15	13	13
DIV. I NON-CONF.		8- 1		26	1- 0	133	5	15	15	13	13
-----											
TOTALS	RPI 1-25		RPI 26-50		W-L RECORDS	RPI 51-100		RPI 101-150		RPI 150+	
8- 1	1- 1		1- 0		OVERALL	2- 0		1- 0		3- 0	
3- 0	1- 0		1- 0		HOME	0- 0		0- 0		1- 0	
4- 1	0- 1		0- 0		AWAY	2- 0		1- 0		1- 0	
1- 0	0- 0		0- 0		NEUTRAL	0- 0		0- 0		1- 0	
8- 1	1- 1		1- 0		NON-CONFERENCE	2- 0		1- 0		3- 0	
3- 0	1- 0		1- 0		HOME	0- 0		0- 0		1- 0	
4- 1	0- 1		0- 0		AWAY	2- 0		1- 0		1- 0	
1- 0	0- 0		0- 0		NEUTRAL	0- 0		0- 0		1- 0	
0- 0	0- 0		0- 0		CONFERENCE	0- 0		0- 0		0- 0	
0- 0	0- 0		0- 0		HOME	0- 0		0- 0		0- 0	
0- 0	0- 0		0- 0		AWAY	0- 0		0- 0		0- 0	
0- 0	0- 0		0- 0		NEUTRAL	0- 0		0- 0		0- 0	

RPI	S	Opponent	Score	RPI	S	Opponent	Score	RPI	S	Opponent	Score	RPI	S	Opponent	Score
5	H	Iowa St.	64 59	31	H	Green Bay	55 49	80	A	Missouri	74 61	115	A	Creighton	77 65
8	A	Drake	64 76					84	A	Montana	64 41	226	A	Missouri St.	85 74
												246	N	Wichita St.	73 64
												294	H	Incarnate Word	96 43
-----															
LAST 12 Division I GAMES:															
84	A	Montana	64 41	80	A	Missouri	74 61	226	A	Missouri St.	85 74				
246	N	Wichita St.	73 64	31	H	Green Bay	55 49	5	H	Iowa St.	64 59				
8	A	Drake	64 76												
294	H	Incarnate Word	96 43												
115	A	Creighton	77 65												

Non-Div I Games: Bellevue 79 40 St. Mary (NE) 112 52

South Dakota

Average RPI Win: 110		WON-LOST RECORD	WINNING PCT. RANK	LAST 10 GAMES	STRENGTH OF SCHEDULE	OPP. STRENGTH OF SCHEDULE	TEAM RPI	ADJ. RPI	CONF. RPI	ADJ CONF. RPI
Loss: 28										
DIV. I ONLY		7- 4	104	1- 0	24	45	30	30	13	13
DIV. I NON-CONF.		7- 4	104	1- 0	24	45	30	30	13	13
TOTALS		RPI 1-25	RPI 26-50	W-L RECORDS	RPI 51-100	RPI 101-150	RPI 150+			
7- 4	1- 3		2- 0	OVERALL	0- 1	3- 0	1- 0			
5- 1	1- 1		1- 0	HOME	0- 0	2- 0	1- 0			
2- 1	0- 1		1- 0	AWAY	0- 0	1- 0	0- 0			
0- 2	0- 1		0- 0	NEUTRAL	0- 1	0- 0	0- 0			
7- 4	1- 3		2- 0	NON-CONFERENCE	0- 1	3- 0	1- 0			
5- 1	1- 1		1- 0	HOME	0- 0	2- 0	1- 0			
2- 1	0- 1		1- 0	AWAY	0- 0	1- 0	0- 0			
0- 2	0- 1		0- 0	NEUTRAL	0- 1	0- 0	0- 0			
0- 0	0- 0		0- 0	CONFERENCE	0- 0	0- 0	0- 0			
0- 0	0- 0		0- 0	HOME	0- 0	0- 0	0- 0			
0- 0	0- 0		0- 0	AWAY	0- 0	0- 0	0- 0			
0- 0	0- 0		0- 0	NEUTRAL	0- 0	0- 0	0- 0			

RPI 1-25					
RPI	S	Opponent	Score		
6	H	Oregon	79	87	
7	A	Marquette	52	91	
8	H	Drake	80	71	
12	N	Bayl or	66	72	

RPI 26-50					
RPI	S	Opponent	Score		
31	H	Green Bay	77	47	
46	A	Central Mi ch.	80	71	

Team' s RPI : 30					
RPI	S	Opponent	Score		
88	N	Buffal o	55	61	

RPI 51-100					
RPI	S	Opponent	Score		
107	H	FGCU	80	62	
115	H	Crei ghton	74	48	
118	A	Chattanooga	71	54	
346	H	Savannah St.	97	49	

RPI 101+					
RPI	S	Opponent	Score		
107	H	FGCU	80	62	
115	H	Crei ghton	74	48	
118	A	Chattanooga	71	54	
346	H	Savannah St.	97	49	

LAST 12 Di vi si on I GAMES:					
346	H	Savannah St.	97	49	
115	H	Crei ghton	74	48	
46	A	Central Mi ch.	80	71	
107	H	FGCU	80	62	
7	A	Marquette	52	91	
6	H	Oregon	79	87	
8	H	Drake	80	71	
118	A	Chattanooga	71	54	
31	H	Green Bay	77	47	
88	N	Buffal o	55	61	
12	N	Bayl or	66	72	

### Non-Div I Games:

South Dakota St.

■ Loss, ■ Non-Conf, S Site, H Home A Away N Neutral

Average RPI	Win:	198	WON-LOST	WINNING	LAST 10	STRENGTH OF	OPP. STRENGTH	TEAM	ADJ.	CONF.	ADJ CONF.
Average RPI	Loss:	25	RECORD	PCT. RANK	GAMES	SCHEDULE	OF SCHEDULE	RPI	RPI	RPI	RPI
DIV. I ONLY		8- 2		43	1- 0	238	19	86	86	8	8
DIV. I NON-CONF.		8- 2		43	1- 0	238	19	86	86	8	8
-----											
TOTALS	RPI 1-25		RPI 26-50		W-L RECORDS	RPI 51-100		RPI 101-150		RPI 150+	
8- 2	0- 1		1- 1		OVERALL	1- 0		0- 0		6- 0	
6- 0	0- 0		0- 0		HOME	0- 0		0- 0		6- 0	
1- 0	0- 0		0- 0		AWAY	1- 0		0- 0		0- 0	
1- 2	0- 1		1- 1		NEUTRAL	0- 0		0- 0		0- 0	
8- 2	0- 1		1- 1		NON-CONFERENCE	1- 0		0- 0		6- 0	
6- 0	0- 0		0- 0		HOME	0- 0		0- 0		6- 0	
1- 0	0- 0		0- 0		AWAY	1- 0		0- 0		0- 0	
1- 2	0- 1		1- 1		NEUTRAL	0- 0		0- 0		0- 0	
0- 0	0- 0		0- 0		CONFERENCE	0- 0		0- 0		0- 0	
0- 0	0- 0		0- 0		HOME	0- 0		0- 0		0- 0	
0- 0	0- 0		0- 0		AWAY	0- 0		0- 0		0- 0	
0- 0	0- 0		0- 0		NEUTRAL	0- 0		0- 0		0- 0	

RPI 1-25				RPI 26-50				RPI 51-100 Team's RPI: 86				RPI 101+			
RPI	S	Opponent	Score	RPI	S	Opponent	Score	RPI	S	Opponent	Score	RPI	S	Opponent	Score
11	N	Kentucky	63 85	28	N	UCLA	60 56	76	A	Ohio St.	71 47	193	H	Oklahoma	87 70
				39	N	North Carolina	69 71					216	H	George Washington	63 30
												223	H	Bethune-Cookman	88 39
												245	H	Grambling	67 50
												278	H	New Hampshire	79 36
												322	H	Albany (NY)	74 37
-----															
LAST 12 Division I GAMES:															
245	H	Grambling	67 50	278	H	New Hampshire	79 36								
216	H	George Washington	63 30	28	N	UCLA	60 56								
322	H	Albany (NY)	74 37	39	N	North Carolina	69 71								
76	A	Ohio St.	71 47	11	N	Kentucky	63 85								
				193	H	Oklahoma	87 70								
				223	H	Bethune-Cookman	88 39								

Non-Div I Games:

South Fla.

Average RPI Win:	314	WON-LOST	WINNING	LAST 10	STRENGTH OF	OPP. STRENGTH	TEAM	ADJ.	CONF.	ADJ CONF.
Average RPI Loss:	106	RECORD	PCT. RANK	GAMES	SCHEDULE	OF SCHEDULE	RPI	RPI	RPI	RPI

DIV. I ONLY	3- 5	224	1- 0	108	329	192	192	20	20
DIV. I NON-CONF.	3- 5	224	1- 0	108	329	192	192	20	20
TOTALS	RPI 1-25	RPI 26-50	W-L RECORDS	RPI 51-100	RPI 101-150	RPI 150+			
3- 5	0- 1	0- 0	OVERALL	0- 0	0- 3	3- 1			
1- 1	0- 0	0- 0	HOME	0- 0	0- 1	1- 0			
2- 3	0- 1	0- 0	AWAY	0- 0	0- 1	2- 1			
0- 1	0- 0	0- 0	NEUTRAL	0- 0	0- 1	0- 0			
3- 5	0- 1	0- 0	NON-CONFERENCE	0- 0	0- 3	3- 1			
1- 1	0- 0	0- 0	HOME	0- 0	0- 1	1- 0			
2- 3	0- 1	0- 0	AWAY	0- 0	0- 1	2- 1			
0- 1	0- 0	0- 0	NEUTRAL	0- 0	0- 1	0- 0			
0- 0	0- 0	0- 0	CONFERENCE	0- 0	0- 0	0- 0			
0- 0	0- 0	0- 0	HOME	0- 0	0- 0	0- 0			
0- 0	0- 0	0- 0	AWAY	0- 0	0- 0	0- 0			
0- 0	0- 0	0- 0	NEUTRAL	0- 0	0- 0	0- 0			

RPI 1-25				RPI 26-50				RPI 51-100				RPI 101+ Team's RPI: 192			
RPI S	Opponent	Score		RPI S	Opponent	Score		RPI S	Opponent	Score		RPI S	Opponent	Score	
18 A	Mississippi St.	53	88									110 A	Bradley	79	85
												120 H	Indiana St.	51	62
												125 N	North Ala.	67	80
												157 A	Southern Ill.	40	60
												269 H	Western Ill.	81	71
												325 A	NJIT	68	58
												348 A	Evansville	54	50
LAST 12 Division I GAMES:															
348 A	Evansville	54	50	269 H	Western Ill.	81	71								
120 H	Indiana St.	51	62	157 A	Southern Ill.	40	60								
325 A	NJIT	68	58	110 A	Bradley	79	85								
125 N	North Ala.	67	80	18 A	Mississippi St.	53	88								

Non-Div I Games: Ill.-Springfield 82 46

Southeast Mo. St.

Average RPI Win:	298	WON-LOST	WINNING	LAST 10	STRENGTH OF	OPP. STRENGTH	TEAM	ADJ.	CONF.	ADJ CONF.
Average RPI Loss:	156	RECORD	PCT. RANK	GAMES	SCHEDULE	OF SCHEDULE	RPI	RPI	RPI	RPI
DIV. I ONLY	3- 3	160	0- 1	311	228	213	213	24	24	
DIV. I NON-CONF.	3- 3	160	0- 1	311	228	213	213	24	24	
-----										
TOTALS	RPI 1-25	RPI 26-50	W-L RECORDS	RPI 51-100	RPI 101-150	RPI 150+				
3- 3	0- 0	0- 0	OVERALL	0- 1	0- 1	3- 1				
0- 0	0- 0	0- 0	HOME	0- 0	0- 0	0- 0				
3- 3	0- 0	0- 0	AWAY	0- 1	0- 1	3- 1				
0- 0	0- 0	0- 0	NEUTRAL	0- 0	0- 0	0- 0				
3- 3	0- 0	0- 0	NON-CONFERENCE	0- 1	0- 1	3- 1				
0- 0	0- 0	0- 0	HOME	0- 0	0- 0	0- 0				
3- 3	0- 0	0- 0	AWAY	0- 1	0- 1	3- 1				
0- 0	0- 0	0- 0	NEUTRAL	0- 0	0- 0	0- 0				
0- 0	0- 0	0- 0	CONFERENCE	0- 0	0- 0	0- 0				
0- 0	0- 0	0- 0	HOME	0- 0	0- 0	0- 0				
0- 0	0- 0	0- 0	AWAY	0- 0	0- 0	0- 0				
0- 0	0- 0	0- 0	NEUTRAL	0- 0	0- 0	0- 0				

RPI 1-25				RPI 26-50				RPI 51-100				RPI 101+				Team's RPI : 213	
RPI	S	Opponent	Score	RPI	S	Opponent	Score	RPI	S	Opponent	Score	RPI	S	Opponent	Score		
								82	A	Loui si ana Tech	53	72	121	A	Al abama	40	88
													206	A	SMU	63	62
													264	A	Al abama A&M	48	51
													337	A	Jackson St.	50	45
													351	A	Al corn	77	59
-----																	
LAST 12 Di vi si on I GAMES:																	
				337	A	Jackson St.	50	45	264	A	Al abama A&M	48	51				
				206	A	SMU	63	62	82	A	Loui si ana Tech	53	72				
				351	A	Al corn	77	59									
				121	A	Al abama	40	88									

Non-Div I Games: Mobile 70 57 Xavier (LA) 47 59

Southeastern La.

Average RPI Win: 182		WON-LOST	WINNING	LAST 10	STRENGTH OF		OPP. STRENGTH	TEAM	ADJ.	CONF.	ADJ CONF.
Loss: 0		RECORD	PCT. RANK	GAMES	SCHEDULE		OF SCHEDULE	RPI	RPI	RPI	RPI
DIV. I ONLY		9- 0	1	1- 0	314		16	51	51	2	2
DIV. I NON-CONF.		9- 0	1	1- 0	314		16	51	51	2	2
TOTALS		RPI 1-25	RPI 26-50		W-L RECORDS		RPI 51-100	RPI 101-150		RPI 150+	
9- 0	0- 0	0- 0		OVERALL		0- 0	4- 0		5- 0		
5- 0	0- 0	0- 0		HOME		0- 0	3- 0		2- 0		
3- 0	0- 0	0- 0		AWAY		0- 0	0- 0		3- 0		
1- 0	0- 0	0- 0		NEUTRAL		0- 0	1- 0		0- 0		
9- 0	0- 0	0- 0		NON-CONFERENCE		0- 0	4- 0		5- 0		
5- 0	0- 0	0- 0		HOME		0- 0	3- 0		2- 0		
3- 0	0- 0	0- 0		AWAY		0- 0	0- 0		3- 0		
1- 0	0- 0	0- 0		NEUTRAL		0- 0	1- 0		0- 0		
0- 0	0- 0	0- 0		CONFERENCE		0- 0	0- 0		0- 0		
0- 0	0- 0	0- 0		HOME		0- 0	0- 0		0- 0		
0- 0	0- 0	0- 0		AWAY		0- 0	0- 0		0- 0		
0- 0	0- 0	0- 0		NEUTRAL		0- 0	0- 0		0- 0		

RPI 1-25				RPI 26-50				RPI 51-100				Team's RPI : 51				RPI 101+			
RPI	S	Opponent	Score	RPI	S	Opponent	Score	RPI	S	Opponent	Score	RPI	S	Opponent	Score	RPI	S	Opponent	Score
																103	H	Fresno St.	62 61
																106	N	Utah St.	55 46
																129	H	CSUN	58 42
																140	H	Santa Clara	77 46
																183	H	UC Riverside	73 55
																212	A	Nevada	72 51
																217	A	UNLV	86 72
																273	H	UC Santa Barbara	82 39
																275	A	Long Beach St.	86 50
LAST 12 Division I GAMES:																			
																103	H	Fresno St.	62 61
																212	A	Nevada	72 51
																106	N	Utah St.	55 46
																140	H	Santa Clara	77 46
																273	H	UC Santa Barbara	82 39
																275	A	Long Beach St.	86 50

### Non-Div l Games:

Southern California

Average RPI Win:	195	WON-LOST	WINNING	LAST 10	STRENGTH OF	OPP. STRENGTH	TEAM	ADJ.	CONF.	ADJ CONF.
Average RPI Loss:	126	RECORD	PCT. RANK	GAMES	SCHEDULE	OF SCHEDULE	RPI	RPI	RPI	RPI
DIV. I ONLY	5- 4	140	1- 0	183	142	157	157	15	15	
DIV. I NON-CONF.	5- 4	140	1- 0	183	142	157	157	15	15	
-----										
TOTALS	RPI 1-25	RPI 26-50	W-L RECORDS	RPI 51-100	RPI 101-150	RPI 150+				
5- 4	0- 1	0- 0	OVERALL	0- 1	2- 0	3- 2				
4- 0	0- 0	0- 0	HOME	0- 0	1- 0	3- 0				
0- 3	0- 0	0- 0	AWAY	0- 1	0- 0	0- 2				
1- 1	0- 1	0- 0	NEUTRAL	0- 0	1- 0	0- 0				
5- 4	0- 1	0- 0	NON-CONFERENCE	0- 1	2- 0	3- 2				
4- 0	0- 0	0- 0	HOME	0- 0	1- 0	3- 0				
0- 3	0- 0	0- 0	AWAY	0- 1	0- 0	0- 2				
1- 1	0- 1	0- 0	NEUTRAL	0- 0	1- 0	0- 0				
0- 0	0- 0	0- 0	CONFERENCE	0- 0	0- 0	0- 0				
0- 0	0- 0	0- 0	HOME	0- 0	0- 0	0- 0				
0- 0	0- 0	0- 0	AWAY	0- 0	0- 0	0- 0				
0- 0	0- 0	0- 0	NEUTRAL	0- 0	0- 0	0- 0				

RPI 1-25				RPI 26-50				RPI 51-100				RPI 101+				Team's RPI: 157
RPI	S	Opponent	Score	RPI	S	Opponent	Score	RPI	S	Opponent	Score	RPI	S	Opponent	Score	
24	N	Arizona St.	38 <b>82</b>					64	A	UT Martin	94 <b>95</b>	114	H	Northern Ill.	82 73	
												123	N	Hartford	72 50	
												192	H	Southeast Mo. St.	60 40	
												200	A	Saint Louis	58 <b>62</b>	
												215	A	Western Ky.	76 <b>83</b>	
												238	H	Eastern Ill.	73 59	
												310	H	Marshall	58 49	
-----																
LAST 12 Division I GAMES:																
238	H	Eastern Ill.	73 59	215	A	Western Ky.	76 <b>83</b>	310	H	Marshall	58 49	192	H	Southeast Mo. St.	60 40	
114	H	Northern Ill.	82 73	310	H	Marshall	58 49	64	A	UT Martin	94 <b>95</b>	200	A	Saint Louis	58 <b>62</b>	
200	A	Saint Louis	58 <b>62</b>									24	N	Arizona St.	38 <b>82</b>	
24	N	Arizona St.	38 <b>82</b>									123	N	Hartford	72 50	
123	N	Hartford	72 50													

Non-Div I Games:

Southern Ill.



Average RPI Win:	290	WON-LOST	WINNING	LAST 10	STRENGTH OF	OPP. STRENGTH	TEAM	ADJ.	CONF.	ADJ CONF.
Average RPI Loss:	104	RECORD	PCT. RANK	GAMES	SCHEDULE	OF SCHEDULE	RPI	RPI	RPI	RPI
DIV. I ONLY	5- 4	140	0- 1	294	250	274	274	18	18	
DIV. I NON-CONF.	5- 4	140	0- 1	294	250	274	274	18	18	
-----										
TOTALS	RPI 1-25	RPI 26-50	W-L RECORDS	RPI 51-100	RPI 101-150	RPI 150+				
5- 4	0- 1	0- 1	OVERALL	0- 0	0- 1	5- 1				
5- 2	0- 1	0- 0	HOME	0- 0	0- 0	5- 1				
0- 2	0- 0	0- 1	AWAY	0- 0	0- 1	0- 0				
0- 0	0- 0	0- 0	NEUTRAL	0- 0	0- 0	0- 0				
5- 4	0- 1	0- 1	NON-CONFERENCE	0- 0	0- 1	5- 1				
5- 2	0- 1	0- 0	HOME	0- 0	0- 0	5- 1				
0- 2	0- 0	0- 1	AWAY	0- 0	0- 1	0- 0				
0- 0	0- 0	0- 0	NEUTRAL	0- 0	0- 0	0- 0				
0- 0	0- 0	0- 0	CONFERENCE	0- 0	0- 0	0- 0				
0- 0	0- 0	0- 0	HOME	0- 0	0- 0	0- 0				
0- 0	0- 0	0- 0	AWAY	0- 0	0- 0	0- 0				
0- 0	0- 0	0- 0	NEUTRAL	0- 0	0- 0	0- 0				

RPI 1-25				RPI 26-50				RPI 51-100				RPI 101+ Team's RPI: 274			
RPI	S	Opponent	Score	RPI	S	Opponent	Score	RPI	S	Opponent	Score	RPI	S	Opponent	Score
18	H	Mississippi St.	42 86	37	A	Tulane	54 71					147	A	South Alabama	68 77
												214	H	Sam Houston St.	61 65
												245	H	Grambling	68 47
												259	H	Mississippi Val.	67 60
												260	H	Samford	76 40
												336	H	Northwestern St.	69 54
												351	H	Alcorn	66 47
LAST 12 Division I GAMES:															
				37	A	Tulane	54 71	18	H	Mississippi St.	42 86				
				336	H	Northwestern St.	69 54	351	H	Alcorn	66 47				
				214	H	Sam Houston St.	61 65	245	H	Grambling	68 47				
				259	H	Mississippi Val.	67 60								
				260	H	Samford	76 40								
				147	A	South Alabama	68 77								

Non-Div I Games: William Carey 74 48

Southern Miss.

Average RPI	Win:	0	WON-LOST	WINNING	LAST 10	STRENGTH OF	OPP. STRENGTH	TEAM	ADJ.	CONF.	ADJ CONF.
Average RPI	Loss:	49	RECORD	PCT. RANK	GAMES	SCHEDULE	OF SCHEDULE	RPI	RPI	RPI	RPI
DIV. I ONLY		0- 5	330	0- 0	1	225	78	78	28	28	
DIV. I NON-CONF.		0- 5	330	0- 0	1	225	78	78	28	28	
-----											
TOTALS	RPI 1-25		RPI 26-50		W-L RECORDS	RPI 51-100	RPI 101-150		RPI 150+		
0- 5	0- 3		0- 0		OVERALL	0- 1	0- 1		0- 0		
0- 1	0- 0		0- 0		HOME	0- 0	0- 1		0- 0		
0- 4	0- 3		0- 0		AWAY	0- 1	0- 0		0- 0		
0- 0	0- 0		0- 0		NEUTRAL	0- 0	0- 0		0- 0		
0- 5	0- 3		0- 0		NON-CONFERENCE	0- 1	0- 1		0- 0		
0- 1	0- 0		0- 0		HOME	0- 0	0- 1		0- 0		
0- 4	0- 3		0- 0		AWAY	0- 1	0- 0		0- 0		
0- 0	0- 0		0- 0		NEUTRAL	0- 0	0- 0		0- 0		
0- 0	0- 0		0- 0		CONFERENCE	0- 0	0- 0		0- 0		
0- 0	0- 0		0- 0		HOME	0- 0	0- 0		0- 0		
0- 0	0- 0		0- 0		AWAY	0- 0	0- 0		0- 0		
0- 0	0- 0		0- 0		NEUTRAL	0- 0	0- 0		0- 0		

RPI 1-25				RPI 26-50				RPI 51-100 Team's RPI: 78				RPI 101+			
RPI	S	Opponent	Score	RPI	S	Opponent	Score	RPI	S	Opponent	Score	RPI	S	Opponent	Score
11	A	Kentucky	41 91					53	A	TCU	40 69	147	H	South Alabama	49 53
12	A	Baylor	49 94												
24	A	Arizona St.	47 69												
LAST 12 Division I GAMES:															
								53	A	TCU	40 69				
								24	A	Arizona St.	47 69				
								147	H	South Alabama	49 53				
								12	A	Baylor	49 94				
								11	A	Kentucky	41 91				

Non-Div I Games: Dillard 61 63 Louisiana Col. 77 53 Wiley 89 58 Millsaps 71 36 Southern U.

Average RPI Win:	179	WON-LOST	WINNING	LAST 10	STRENGTH OF	OPP. STRENGTH	TEAM	ADJ.	CONF.	ADJ CONF.
Average RPI Loss:	135	RECORD	PCT. RANK	GAMES	SCHEDULE	OF SCHEDULE	RPI	RPI	RPI	RPI
DIV. I ONLY	3- 5	224	0- 1	136	182	224	224	11	11	
DIV. I NON-CONF.	3- 5	224	0- 1	136	182	224	224	11	11	
-----										
TOTALS	RPI 1-25	RPI 26-50	W-L RECORDS	RPI 51-100	RPI 101-150	RPI 150+				
3- 5	0- 0	0- 0	OVERALL	1- 2	0- 2	2- 1				
3- 1	0- 0	0- 0	HOME	1- 1	0- 0	2- 0				
0- 4	0- 0	0- 0	AWAY	0- 1	0- 2	0- 1				
0- 0	0- 0	0- 0	NEUTRAL	0- 0	0- 0	0- 0				
3- 5	0- 0	0- 0	NON-CONFERENCE	1- 2	0- 2	2- 1				
3- 1	0- 0	0- 0	HOME	1- 1	0- 0	2- 0				
0- 4	0- 0	0- 0	AWAY	0- 1	0- 2	0- 1				
0- 0	0- 0	0- 0	NEUTRAL	0- 0	0- 0	0- 0				
0- 0	0- 0	0- 0	CONFERENCE	0- 0	0- 0	0- 0				
0- 0	0- 0	0- 0	HOME	0- 0	0- 0	0- 0				
0- 0	0- 0	0- 0	AWAY	0- 0	0- 0	0- 0				
0- 0	0- 0	0- 0	NEUTRAL	0- 0	0- 0	0- 0				

RPI 1-25				RPI 26-50				RPI 51-100				RPI 101+				Team's RPI: 224
RPI	S	Opponent	Score	RPI	S	Opponent	Score	RPI	S	Opponent	Score	RPI	S	Opponent	Score	
								74	H	BYU	67 64	145	A	UC Irvine	58 75	
								98	A	UC Davis	45 68	148	A	Oral Roberts	59 64	
								100	H	Denver	70 71	171	H	San Diego	69 59	
												183	A	UC Riverside	50 56	
												292	H	Utah Valley	60 59	
-----																
LAST 12 Division I GAMES:																
				183	A	UC Riverside	50 56	145	A	UC Irvine	58 75					
				100	H	Denver	70 71	171	H	San Diego	69 59					
				292	H	Utah Valley	60 59									
				148	A	Oral Roberts	59 64									
				74	H	BYU	67 64									
				98	A	UC Davis	45 68									

Non-Div I Games:

Southern Utah

Average RPI Win: 299		WON-LOST	WINNING	LAST 10	STRENGTH OF		OPP. STRENGTH	TEAM	ADJ.	CONF.	ADJ CONF.
Average RPI Loss: 131		RECORD	PCT. RANK	GAMES	SCHEDULE		OF SCHEDULE	RPI	RPI	RPI	RPI
DIV. I ONLY		3- 7	254	0- 1	100		306	229	229	16	16
DIV. I NON-CONF.		3- 7	254	0- 1	100		306	229	229	16	16
<hr/>											
TOTALS		RPI 1-25		RPI 26-50	W-L RECORDS		RPI 51-100	RPI 101-150		RPI 150+	
3- 7		0- 0		0- 1	OVERALL		0- 3	0- 1		3- 2	
2- 2		0- 0		0- 1	HOME		0- 0	0- 0		2- 1	
1- 4		0- 0		0- 0	AWAY		0- 2	0- 1		1- 1	
0- 1		0- 0		0- 0	NEUTRAL		0- 1	0- 0		0- 0	
3- 7		0- 0		0- 1	NON-CONFERENCE		0- 3	0- 1		3- 2	
2- 2		0- 0		0- 1	HOME		0- 0	0- 0		2- 1	
1- 4		0- 0		0- 0	AWAY		0- 2	0- 1		1- 1	
0- 1		0- 0		0- 0	NEUTRAL		0- 1	0- 0		0- 0	
0- 0		0- 0		0- 0	CONFERENCE		0- 0	0- 0		0- 0	
0- 0		0- 0		0- 0	HOME		0- 0	0- 0		0- 0	
0- 0		0- 0		0- 0	AWAY		0- 0	0- 0		0- 0	
0- 0		0- 0		0- 0	NEUTRAL		0- 0	0- 0		0- 0	

RPI 1-25				RPI 26-50				RPI 51-100				RPI 101+				Team's RPI: 229
RPI	S	Opponent	Score	RPI	S	Opponent	Score	RPI	S	Opponent	Score	RPI	S	Opponent	Score	
				48	H	Bucknel I	46 77	57	N	Ohio	53 70	134	A	Georgia	40 67	
								96	A	Penn St.	65 80	232	A	Akron	58 67	
								100	A	Denver	62 76	253	H	Hofstra	59 67	
												261	H	Siena	74 58	
												303	A	Niagara	76 48	
												332	H	Canisius	100 94	
<hr/>																
LAST 12 Division I GAMES:																
100	A	Denver	62 76	96	A	Penn St.	65 80	261	H	Siena	74 58	232	A	Akron	58 67	
57	N	Ohio	53 70	48	H	Bucknel I	46 77									
253	H	Hofstra	59 67													
332	H	Canisius	100 94													
134	A	Georgia	40 67													
303	A	Niagara	76 48													

Non-Div I Games:

St. Bonaventure

Average RPI		Win: 292	WON-LOST RECORD	WINNING PCT. RANK	LAST 10 GAMES	STRENGTH OF SCHEDULE	OPP. STRENGTH OF SCHEDULE	TEAM RPI	ADJ. RPI	CONF. RPI	ADJ. CONF. RPI
Loss: 259											
DIV. I ONLY			5- 4	140	0- 1	338	296	288	288	31	31
DIV. I NON-CONF.			5- 4	140	0- 1	338	296	288	288	31	31
TOTALS		RPI 1-25		RPI 26-50		W-L RECORDS	RPI 51-100	RPI 101-150		RPI 150+	
5- 4	0- 0			0- 0		OVERALL	0- 0	0- 1		5- 3	
2- 1	0- 0			0- 0		HOME	0- 0	0- 0		2- 1	
2- 2	0- 0			0- 0		AWAY	0- 0	0- 1		2- 1	
1- 1	0- 0			0- 0		NEUTRAL	0- 0	0- 0		1- 1	
5- 4	0- 0			0- 0		NON-CONFERENCE	0- 0	0- 1		5- 3	
2- 1	0- 0			0- 0		HOME	0- 0	0- 0		2- 1	
2- 2	0- 0			0- 0		AWAY	0- 0	0- 1		2- 1	
1- 1	0- 0			0- 0		NEUTRAL	0- 0	0- 0		1- 1	
0- 0	0- 0			0- 0		CONFERENCE	0- 0	0- 0		0- 0	
0- 0	0- 0			0- 0		HOME	0- 0	0- 0		0- 0	
0- 0	0- 0			0- 0		AWAY	0- 0	0- 0		0- 0	
0- 0	0- 0			0- 0		NEUTRAL	0- 0	0- 0		0- 0	

RPI 1-25				RPI 26-50				RPI 51-100				RPI 101+				Team's RPI: 288	
RPI	S	Opponent	Score	RPI	S	Opponent	Score	RPI	S	Opponent	Score	RPI	S	Opponent	Score		
												102	A	Seton Hall	77	100	
												176	A	Morehead St.	101	94	
												281	H	Saint Peter's	74	70	
												305	A	Army West Point	57	69	
												306	N	Valparaiso	76	78	
												320	A	Loyola Maryland	75	70	
												322	H	Albany (NY)	60	67	
												340	N	Chicago St.	110	73	
												341	H	Manhattan	73	65	
LAST 12 Division I GAMES:																	
												306	N	Valparaiso	76	78	
												340	N	Chicago St.	110	73	
												341	H	Manhattan	73	65	
												322	H	Albany (NY)	60	67	
												281	H	Saint Peter's	74	70	
												320	A	Loyola Maryland	75	70	
												305	A	Army West Point	57	69	
												102	A	Seton Hall	77	100	
												176	A	Morehead St.	101	94	

Non-Div I Games:	Mercy	102	51
------------------	-------	-----	----

St. Francis Brooklyn

■ Loss, ■ Non-Conf, S Site, H Home A Away N Neutral

Average RPI	Win:	233	WON-LOST	WINNING	LAST 10	STRENGTH OF	OPP. STRENGTH	TEAM	ADJ.	CONF.	ADJ CONF.
Average RPI	Loss:	41	RECORD	PCT. RANK	GAMES	SCHEDULE	OF SCHEDULE	RPI	RPI	RPI	RPI
DIV. I ONLY		7- 3		87	1- 0	186	64	83	83	4	4
DIV. I NON-CONF.		7- 3		87	1- 0	186	64	83	83	4	4
-----											
TOTALS	RPI 1-25		RPI 26-50		W-L RECORDS	RPI 51-100		RPI 101-150		RPI 150+	
7- 3	0- 2		0- 0		OVERALL	1- 1		1- 0		5- 0	
2- 1	0- 1		0- 0		HOME	0- 0		1- 0		1- 0	
3- 1	0- 0		0- 0		AWAY	0- 1		0- 0		3- 0	
2- 1	0- 1		0- 0		NEUTRAL	1- 0		0- 0		1- 0	
7- 3	0- 2		0- 0		NON-CONFERENCE	1- 1		1- 0		5- 0	
2- 1	0- 1		0- 0		HOME	0- 0		1- 0		1- 0	
3- 1	0- 0		0- 0		AWAY	0- 1		0- 0		3- 0	
2- 1	0- 1		0- 0		NEUTRAL	1- 0		0- 0		1- 0	
0- 0	0- 0		0- 0		CONFERENCE	0- 0		0- 0		0- 0	
0- 0	0- 0		0- 0		HOME	0- 0		0- 0		0- 0	
0- 0	0- 0		0- 0		AWAY	0- 0		0- 0		0- 0	
0- 0	0- 0		0- 0		NEUTRAL	0- 0		0- 0		0- 0	

RPI 1-25				RPI 26-50				RPI 51-100				Team's RPI : 83				RPI 101+			
RPI	S	Opponent	Score	RPI	S	Opponent	Score	RPI	S	Opponent	Score	RPI	S	Opponent	Score	RPI	S	Opponent	Score
2	N	UConn	55 65					91	N	Purdue	68 62	124	H	Yale	56 52				
21	H	Florida St.	53 57					99	A	Wake Forest	59 64	234	N	Ole Miss	64 59				
												247	A	Iona	61 35				
												296	A	La Salle	83 57				
												305	A	Army West Point	60 49				
												333	H	Delaware St.	82 44				
LAST 12 Division I GAMES:																			
296	A	La Salle	83 57	99	A	Wake Forest	59 64	333	H	Delaware St.	82 44	234	N	Ole Miss	64 59				
21	H	Florida St.	53 57					2	N	UConn	55 65	91	N	Purdue	68 62				
124	H	Yale	56 52					305	A	Army West Point	60 49								
247	A	Iona	61 35																

Non-Div I Games:

St. John's (NY)

Average RPI Win: 156

Average RPI Loss: 19

WON-LOST  
RECORDWINNING  
PCT. RANKLAST 10  
GAMESSTRENGTH OF  
SCHEDULEOPP. STRENGTH  
OF SCHEDULETEAM  
RPIADJ.  
RPICONF.  
RPIADJ CONF.  
RPIDIV. I ONLY  
DIV. I NON-CONF.7- 1  
7- 133  
331- 0  
1- 041  
41158  
15813  
1313  
132  
22  
2

TOTALS

RPI 1-25

RPI 26-50

W-L RECORDS

RPI 51-100

RPI 101-150

RPI 150+

7- 1 1- 1  
4- 0 1- 0  
1- 1 0- 1  
2- 0 0- 00- 0  
0- 0  
0- 0  
0- 0OVERALL  
HOME  
AWAY  
NEUTRAL1- 0  
1- 0  
0- 0  
0- 02- 0  
0- 0  
0- 0  
2- 03- 0  
2- 0  
1- 0  
0- 07- 1 1- 1  
4- 0 1- 0  
1- 1 0- 1  
2- 0 0- 00- 0  
0- 0  
0- 0  
0- 0NON-CONFERENCE  
HOME  
AWAY  
NEUTRAL1- 0  
1- 0  
0- 0  
0- 02- 0  
0- 0  
0- 0  
2- 03- 0  
2- 0  
1- 0  
0- 00- 0 0- 0  
0- 0 0- 0  
0- 0 0- 0  
0- 0 0- 00- 0  
0- 0  
0- 0  
0- 0CONFERENCE  
HOME  
AWAY  
NEUTRAL0- 0  
0- 0  
0- 0  
0- 00- 0  
0- 0  
0- 0  
0- 00- 0  
0- 0  
0- 0  
0- 0

RPI 1-25 Team's RPI: 13

RPI 26-50

RPI 51-100

RPI 101+

RPI	S	Opponent	Score
12	H	Baylor	68 63
19	A	Gonzaga	73 79

RPI	S	Opponent	Score
98	H	UC Davis	71 43

RPI	S	Opponent	Score
107	N	FGCU	88 65
150	N	American	71 49
188	H	Idaho	115 71
251	H	San Francisco	96 62
289	A	Hawaii	81 59

RPI	S	Opponent	Score
107	N	FGCU	88 65
150	N	American	71 49
188	H	Idaho	115 71
251	H	San Francisco	96 62
289	A	Hawaii	81 59

LAST 12 Division I GAMES:

12	H	Baylor	68 63
19	A	Gonzaga	73 79
289	A	Hawaii	81 59
150	N	American	71 49
107	N	FGCU	88 65

251	H	San Francisco	96 62
188	H	Idaho	115 71
98	H	UC Davis	71 43

Non-Div I Games:

Stanford

Average RPI Win:	0	WON-LOST	WINNING	LAST 10	STRENGTH OF	OPP. STRENGTH	TEAM	ADJ.	CONF.	ADJ CONF.
Average RPI Loss:	102	RECORD	PCT. RANK	GAMES	SCHEDULE	OF SCHEDULE	RPI	RPI	RPI	RPI
DIV. I ONLY	0- 8	330	0- 1	13	175	230	230	25	25	
DIV. I NON-CONF.	0- 8	330	0- 1	13	175	230	230	25	25	
-----										
TOTALS	RPI 1-25	RPI 26-50	W-L RECORDS	RPI 51-100	RPI 101-150	RPI 150+				
0- 8	0- 2	0- 0	OVERALL	0- 1	0- 4	0- 1				
0- 1	0- 1	0- 0	HOME	0- 0	0- 0	0- 0				
0- 4	0- 1	0- 0	AWAY	0- 1	0- 2	0- 0				
0- 3	0- 0	0- 0	NEUTRAL	0- 0	0- 2	0- 1				
0- 8	0- 2	0- 0	NON-CONFERENCE	0- 1	0- 4	0- 1				
0- 1	0- 1	0- 0	HOME	0- 0	0- 0	0- 0				
0- 4	0- 1	0- 0	AWAY	0- 1	0- 2	0- 0				
0- 3	0- 0	0- 0	NEUTRAL	0- 0	0- 2	0- 1				
0- 0	0- 0	0- 0	CONFERENCE	0- 0	0- 0	0- 0				
0- 0	0- 0	0- 0	HOME	0- 0	0- 0	0- 0				
0- 0	0- 0	0- 0	AWAY	0- 0	0- 0	0- 0				
0- 0	0- 0	0- 0	NEUTRAL	0- 0	0- 0	0- 0				

RPI 1-25				RPI 26-50				RPI 51-100				RPI 101+				Team's RPI: 230
RPI	S	Opponent	Score	RPI	S	Opponent	Score	RPI	S	Opponent	Score	RPI	S	Opponent	Score	
14	A	Tennessee	55 65					54	A	Texas	46 65	105	A	Tulsa	54 55	
22	H	UCF	55 78									111	N	Wright St.	44 57	
												121	A	Al abama	47 59	
												136	N	Marist	69 76	
												253	N	Hofstra	50 53	
LAST 12 Division I GAMES:																
253	N	Hofstra	50 53	54	A	Texas	46 65	14	A	Tennessee	55 65					
111	N	Wright St.	44 57					121	A	Al abama	47 59					
136	N	Marist	69 76													
22	H	UCF	55 78													
105	A	Tulsa	54 55													

Non-Div I Games: Webber Int'l 80 52

Stetson



Average RPI Win:	257	WON-LOST	WINNING	LAST 10	STRENGTH OF	OPP. STRENGTH	TEAM	ADJ.	CONF.	ADJ CONF.
Average RPI Loss:	61	RECORD	PCT. RANK	GAMES	SCHEDULE	OF SCHEDULE	RPI	RPI	RPI	RPI

DIV. I ONLY	9- 1	21	1- 0	308	186	108	108	23	23
DIV. I NON-CONF.	9- 1	21	1- 0	308	186	108	108	23	23
TOTALS	RPI 1-25	RPI 26-50	W-L RECORDS	RPI 51-100	RPI 101-150	RPI 150+			
9- 1	0- 0	0- 0	OVERALL	1- 1	0- 0	8- 0			
5- 0	0- 0	0- 0	HOME	0- 0	0- 0	5- 0			
4- 1	0- 0	0- 0	AWAY	1- 1	0- 0	3- 0			
0- 0	0- 0	0- 0	NEUTRAL	0- 0	0- 0	0- 0			
9- 1	0- 0	0- 0	NON-CONFERENCE	1- 1	0- 0	8- 0			
5- 0	0- 0	0- 0	HOME	0- 0	0- 0	5- 0			
4- 1	0- 0	0- 0	AWAY	1- 1	0- 0	3- 0			
0- 0	0- 0	0- 0	NEUTRAL	0- 0	0- 0	0- 0			
0- 0	0- 0	0- 0	CONFERENCE	0- 0	0- 0	0- 0			
0- 0	0- 0	0- 0	HOME	0- 0	0- 0	0- 0			
0- 0	0- 0	0- 0	AWAY	0- 0	0- 0	0- 0			
0- 0	0- 0	0- 0	NEUTRAL	0- 0	0- 0	0- 0			

RPI 1-25	RPI 26-50	RPI 51-100	RPI 101+ Team's RPI: 108
RPI S Opponent Score	RPI S Opponent Score	RPI S Opponent Score	RPI S Opponent Score
		61 A Rutgers 47 61	210 A Sacred Heart 73 58
		96 A Penn St. 81 70	242 H Ga. Southern 72 43
			247 A Iona 53 51
			253 H Hofstra 77 49
			254 H Cornell 63 61
			326 H Wagner 70 45
			341 A Manhattan 79 48
			342 H Fairleigh Dickinson 63 49
LAST 12 Division I GAMES:			
326 H Wagner 70 45	247 A Iona 53 51		
341 A Manhattan 79 48	342 H Fairleigh Dickinson 63 49		
253 H Hofstra 77 49	210 A Sacred Heart 73 58		
61 A Rutgers 47 61	254 H Cornell 63 61		
	96 A Penn St. 81 70		
	242 H Ga. Southern 72 43		

Non-Div I Games: SUNY New Paltz 87 50

Stony Brook

Average RPI	Win:	133	WON-LOST	WINNING	LAST 10	STRENGTH OF	OPP. STRENGTH	TEAM	ADJ.	CONF.	ADJ CONF.
Average RPI	Loss:	19	RECORD	PCT. RANK	GAMES	SCHEDULE	OF SCHEDULE	RPI	RPI	RPI	RPI
DIV. I ONLY		8- 2	43	1- 0	23	134	10	10	1	1	
DIV. I NON-CONF.		8- 2	43	1- 0	23	134	10	10	1	1	
-----											
TOTALS	RPI 1-25		RPI 26-50		W-L RECORDS	RPI 51-100		RPI 101-150		RPI 150+	
8- 2	0- 1		3- 1		OVERALL	1- 0		1- 0		3- 0	
5- 0	0- 0		2- 0		HOME	0- 0		0- 0		3- 0	
0- 2	0- 1		0- 1		AWAY	0- 0		0- 0		0- 0	
3- 0	0- 0		1- 0		NEUTRAL	1- 0		1- 0		0- 0	
8- 2	0- 1		3- 1		NON-CONFERENCE	1- 0		1- 0		3- 0	
5- 0	0- 0		2- 0		HOME	0- 0		0- 0		3- 0	
0- 2	0- 1		0- 1		AWAY	0- 0		0- 0		0- 0	
3- 0	0- 0		1- 0		NEUTRAL	1- 0		1- 0		0- 0	
0- 0	0- 0		0- 0		CONFERENCE	0- 0		0- 0		0- 0	
0- 0	0- 0		0- 0		HOME	0- 0		0- 0		0- 0	
0- 0	0- 0		0- 0		AWAY	0- 0		0- 0		0- 0	
0- 0	0- 0		0- 0		NEUTRAL	0- 0		0- 0		0- 0	

RPI	S	Opponent	Score	RPI	S	Opponent	Score	RPI	S	Opponent	Score	RPI	S	Opponent	Score
6	A	Oregon	73 75	32	A	Minnesota	68 72	94	N	Kansas St.	70 61	133	N	Princeton	92 61
				35	N	DePaul	83 81					184	H	North Dakota	85 49
				48	H	Bucknell	70 56					198	H	Towson	98 55
				50	H	Texas A&M	75 65					319	H	UMES	96 51
LAST 12 Division I GAMES:															
				319	H	UMES	96 51					35	N	DePaul	83 81
				198	H	Towson	98 55					133	N	Princeton	92 61
				32	A	Minnesota	68 72					94	N	Kansas St.	70 61
				184	H	North Dakota	85 49					48	H	Bucknell	70 56
												50	H	Texas A&M	75 65
												6	A	Oregon	73 75

Non-Div I Games:

Syracuse

TCUTCU

TCU

Average RPI Win:	294	WON-LOST	WINNING	LAST 10	STRENGTH OF	OPP. STRENGTH	TEAM	ADJ.	CONF.	ADJ CONF.
Average RPI Loss:	99	RECORD	PCT. RANK	GAMES	SCHEDULE	OF SCHEDULE	RPI	RPI	RPI	RPI
DIV. I ONLY	3- 6	238	0- 1	231	98	227	227	8	8	
DIV. I NON-CONF.	3- 6	238	0- 1	231	98	227	227	8	8	
-----										
TOTALS	RPI 1-25	RPI 26-50	W-L RECORDS	RPI 51-100	RPI 101-150	RPI 150+				
3- 6	0- 1	0- 2	OVERALL	0- 0	0- 2	3- 1				
2- 0	0- 0	0- 0	HOME	0- 0	0- 0	2- 0				
1- 5	0- 1	0- 2	AWAY	0- 0	0- 1	1- 1				
0- 1	0- 0	0- 0	NEUTRAL	0- 0	0- 1	0- 0				
3- 6	0- 1	0- 2	NON-CONFERENCE	0- 0	0- 2	3- 1				
2- 0	0- 0	0- 0	HOME	0- 0	0- 0	2- 0				
1- 5	0- 1	0- 2	AWAY	0- 0	0- 1	1- 1				
0- 1	0- 0	0- 0	NEUTRAL	0- 0	0- 1	0- 0				
0- 0	0- 0	0- 0	CONFERENCE	0- 0	0- 0	0- 0				
0- 0	0- 0	0- 0	HOME	0- 0	0- 0	0- 0				
0- 0	0- 0	0- 0	AWAY	0- 0	0- 0	0- 0				
0- 0	0- 0	0- 0	NEUTRAL	0- 0	0- 0	0- 0				

RPI 1-25				RPI 26-50				RPI 51-100				RPI 101+				Team's RPI: 227
RPI	S	Opponent	Score	RPI	S	Opponent	Score	RPI	S	Opponent	Score	RPI	S	Opponent	Score	
25	A	Miami (FL)	61 73	34	A	Villanova	68 76					131	N	Radford	50 56	
				35	A	DePaul	88 102					136	A	Marist	68 74	
												234	A	Ole Miss	55 62	
												247	H	Iona	59 39	
												302	A	Saint Joseph's	58 52	
												333	H	Delaware St.	75 61	
-----																
LAST 12 Division I GAMES:																
35	A	DePaul	88 102	34	A	Villanova	68 76									
25	A	Miami (FL)	61 73	247	H	Iona	59 39									
131	N	Radford	50 56	333	H	Delaware St.	75 61									
136	A	Marist	68 74													
234	A	Ole Miss	55 62													
302	A	Saint Joseph's	58 52													

Non-Div I Games:

Temple

# Tennessee

T  
e  
n  
n  
e  
s  
s  
e  
e

Tennessee

Average RPI Win:	0	WON-LOST	WINNING	LAST 10	STRENGTH OF	OPP. STRENGTH	TEAM	ADJ.	CONF.	ADJ CONF.
Average RPI Loss:	176	RECORD	PCT. RANK	GAMES	SCHEDULE	OF SCHEDULE	RPI	RPI	RPI	RPI
DIV. I ONLY	0- 10	330	0- 1	82	290	304	304	20	20	
DIV. I NON-CONF.	0- 10	330	0- 1	82	290	304	304	20	20	
-----										
TOTALS	RPI 1-25	RPI 26-50	W-L RECORDS	RPI 51-100	RPI 101-150	RPI 150+				
0- 10	0- 1	0- 1	OVERALL	0- 0	0- 3	0- 5				
0- 1	0- 0	0- 0	HOME	0- 0	0- 1	0- 0				
0- 6	0- 1	0- 0	AWAY	0- 0	0- 0	0- 5				
0- 3	0- 0	0- 1	NEUTRAL	0- 0	0- 2	0- 0				
0- 10	0- 1	0- 1	NON-CONFERENCE	0- 0	0- 3	0- 5				
0- 1	0- 0	0- 0	HOME	0- 0	0- 1	0- 0				
0- 6	0- 1	0- 0	AWAY	0- 0	0- 0	0- 5				
0- 3	0- 0	0- 1	NEUTRAL	0- 0	0- 2	0- 0				
0- 0	0- 0	0- 0	CONFERENCE	0- 0	0- 0	0- 0				
0- 0	0- 0	0- 0	HOME	0- 0	0- 0	0- 0				
0- 0	0- 0	0- 0	AWAY	0- 0	0- 0	0- 0				
0- 0	0- 0	0- 0	NEUTRAL	0- 0	0- 0	0- 0				

RPI 1-25				RPI 26-50				RPI 51-100				RPI 101+				Team's RPI: 304
RPI	S	Opponent	Score	RPI	S	Opponent	Score	RPI	S	Opponent	Score	RPI	S	Opponent	Score	
9	A	Louisville	52 107	47	N	Arkansas	55 79					127	N	Pittsburgh	56 78	
												141	N	Wisconsin	53 58	
												147	H	South Alabama	56 78	
												166	A	Vanderbilt	63 89	
												218	A	Troy	67 92	
												264	A	Alabama A&M	57 67	
												310	A	Marshall	59 80	
												328	A	Lipscomb	62 64	
-----																
LAST 12 Division I GAMES:																
310	A	Marshall	59 80	127	N	Pittsburgh	56 78									
9	A	Louisville	52 107	141	N	Wisconsin	53 58									
147	H	South Alabama	56 78	47	N	Arkansas	55 79									
328	A	Lipscomb	62 64	166	A	Vanderbilt	63 89									
				218	A	Troy	67 92									
				264	A	Alabama A&M	57 67									

Non-Div I Games:

Tennessee St.

Average RPI	Win:	245	WON-LOST	WINNING	LAST 10	STRENGTH OF	OPP. STRENGTH	TEAM	ADJ.	CONF.	ADJ CONF.
Average RPI	Loss:	47	RECORD	PCT. RANK	GAMES	SCHEDULE	OF SCHEDULE	RPI	RPI	RPI	RPI
DIV. I ONLY		4- 3		135	0- 1	116	172	92	92	20	20
DIV. I NON-CONF.		4- 3		135	0- 1	116	172	92	92	20	20
-----											
TOTALS	RPI 1-25		RPI 26-50		W-L RECORDS	RPI 51-100		RPI 101-150		RPI 150+	
4- 3	0- 1		0- 1		OVERALL	1- 1		0- 0		3- 0	
2- 0	0- 0		0- 0		HOME	1- 0		0- 0		1- 0	
2- 2	0- 0		0- 1		AWAY	0- 1		0- 0		2- 0	
0- 1	0- 1		0- 0		NEUTRAL	0- 0		0- 0		0- 0	
4- 3	0- 1		0- 1		NON-CONFERENCE	1- 1		0- 0		3- 0	
2- 0	0- 0		0- 0		HOME	1- 0		0- 0		1- 0	
2- 2	0- 0		0- 1		AWAY	0- 1		0- 0		2- 0	
0- 1	0- 1		0- 0		NEUTRAL	0- 0		0- 0		0- 0	
0- 0	0- 0		0- 0		CONFERENCE	0- 0		0- 0		0- 0	
0- 0	0- 0		0- 0		HOME	0- 0		0- 0		0- 0	
0- 0	0- 0		0- 0		AWAY	0- 0		0- 0		0- 0	
0- 0	0- 0		0- 0		NEUTRAL	0- 0		0- 0		0- 0	

RPI 1-25				RPI 26-50				RPI 51-100				Team's RPI: 92	RPI 101+			
RPI	S	Opponent	Score	RPI	S	Opponent	Score	RPI	S	Opponent	Score		RPI	S	Opponent	Score
23	N	Old Dominion	73 80	47	A	Arkansas	42 65	58	H	Middle Tenn.	68 64		246	A	Wichita St.	55 45
								71	A	Xavier	60 70		330	H	Western Caro.	77 58
													347	A	Charleston So.	77 55
LAST 12 Division I GAMES:																
		47	A	Arkansas	42	65		58	H	Middle Tenn.	68	64				
		246	A	Wichita St.	55	45		71	A	Xavier	60	70				
		23	N	Old Dominion	73	80										
		347	A	Charleston So.	77	55										
		330	H	Western Caro.	77	58										

Non-Div I Games: Cumberland (TN) 88 55

Tennessee Tech

Average RPI Win: 181

Average RPI Loss: 16

WON-LOST  
RECORDWINNING  
PCT. RANKLAST 10  
GAMESSTRENGTH OF  
SCHEDULEOPP. STRENGTH  
OF SCHEDULETEAM  
RPIADJ.  
RPICONF.  
RPIADJ CONF.  
RPIDIV. I ONLY  
DIV. I NON-CONF.8- 2  
8- 243  
432- 0  
2- 0125  
12580  
8054  
5454  
546  
66  
6

TOTALS

RPI 1-25

RPI 26-50

W-L RECORDS

RPI 51-100

RPI 101-150

RPI 150+

8- 2 0- 2  
4- 2 0- 2  
1- 0 0- 0  
3- 0 0- 00- 0  
0- 0  
0- 0  
0- 0OVERALL  
HOME  
AWAY  
NEUTRAL3- 0  
1- 0  
0- 0  
2- 00- 0  
0- 0  
0- 0  
0- 05- 0  
3- 0  
1- 0  
1- 08- 2 0- 2  
4- 2 0- 2  
1- 0 0- 0  
3- 0 0- 00- 0  
0- 0  
0- 0  
0- 0NON-CONFERENCE  
HOME  
AWAY  
NEUTRAL3- 0  
1- 0  
0- 0  
2- 00- 0  
0- 0  
0- 0  
0- 05- 0  
3- 0  
1- 0  
1- 00- 0 0- 0  
0- 0 0- 0  
0- 0 0- 0  
0- 0 0- 00- 0  
0- 0  
0- 0  
0- 0CONFERENCE  
HOME  
AWAY  
NEUTRAL0- 0  
0- 0  
0- 0  
0- 00- 0  
0- 0  
0- 0  
0- 00- 0  
0- 0  
0- 0  
0- 0

RPI 1-25

RPI 26-50

RPI 51-100

Team's RPI: 54

RPI 101+

RPI	S	Opponent	Score
14	H	Tennessee	82 88
18	H	Mississippi St.	49 67

RPI	S	Opponent	Score
-----	---	----------	-------

RPI	S	Opponent	Score
56	N	Quinnipiac	56 55
59	H	Duquesne	78 41
65	N	Michigan	69 52

RPI	S	Opponent	Score
154	N	Fordham	72 54
230	H	Stetson	65 46
269	H	UTSA	98 54
282	A	North Texas	64 54
331	H	McNeese	96 40

LAST 12 Division I GAMES:

18	H	Mississippi St.	49 67
269	H	UTSA	98 54
56	N	Quinnipiac	56 55
331	H	McNeese	96 40
282	A	North Texas	64 54
59	H	Duquesne	78 41

154	N	Fordham	72 54
65	N	Michigan	69 52
230	H	Stetson	65 46
14	H	Tennessee	82 88

Non-Div I Games:

Texas



Average RPI Win: 175

Average RPI Loss: 23

WON-LOST  
RECORDWINNING  
PCT. RANKLAST 10  
GAMESSTRENGTH OF  
SCHEDULEOPP. STRENGTH  
OF SCHEDULETEAM  
RPIADJ.  
RPICONF.  
RPIADJ CONF.  
RPIDIV. I ONLY  
DIV. I NON-CONF.8- 2  
8- 243  
431- 0  
1- 0170  
17067  
6750  
5050  
505  
55  
5

TOTALS

RPI 1-25

RPI 26-50

W-L RECORDS

RPI 51-100

RPI 101-150

RPI 150+

8- 2 0- 1

4- 1 0- 0

2- 1 0- 1

2- 0 0- 0

0- 1

0- 1

0- 0

0- 0

OVERALL

HOME

AWAY

NEUTRAL

0- 0

0- 0

0- 0

0- 0

3- 0

1- 0

1- 0

1- 0

5- 0

3- 0

1- 0

1- 0

8- 2 0- 1

4- 1 0- 0

2- 1 0- 1

2- 0 0- 0

0- 1

0- 1

0- 0

0- 0

NON-CONFERENCE

HOME

AWAY

NEUTRAL

0- 0

0- 0

0- 0

0- 0

3- 0

1- 0

1- 0

1- 0

5- 0

3- 0

1- 0

1- 0

0- 0 0- 0

0- 0 0- 0

0- 0 0- 0

0- 0 0- 0

0- 0

0- 0

0- 0

0- 0

CONFERENCE

HOME

AWAY

NEUTRAL

0- 0

0- 0

0- 0

0- 0

0- 0

0- 0

0- 0

0- 0

0- 0

0- 0

0- 0

0- 0

RPI 1-25

RPI 26-50

Team's RPI: 50

RPI 51-100

RPI 101+

RPI S Opponent Score  
10 A Syracuse 65 75RPI S Opponent Score  
36 H Lamar Uni versi ty 68 74

RPI S Opponent Score

RPI S Opponent Score

101 N Oregon St. 76 70

116 A Houston 68 52

117 H Ri ce 65 54

167 H Arkansas St. 97 56

181 A Li ttle Rock 61 40

183 N UC Ri versi de 70 63

220 H Jacksonville 73 53

312 H Central Ark. 84 27

LAST 12 Di vi si on I GAMES:

181 A Li ttle Rock 61 40  
10 A Syracuse 65 75  
220 H Jacksonville 73 53  
117 H Ri ce 65 54101 N Oregon St. 76 70  
183 N UC Ri versi de 70 63  
312 H Central Ark. 84 27  
116 A Houston 68 52  
36 H Lamar Uni versi ty 68 74  
167 H Arkansas St. 97 56

Non-Di v I Games:

Texas A&amp;M

Average RPI Win: 338		WON-LOST	WINNING	LAST 10	STRENGTH OF	OPP. STRENGTH	TEAM	ADJ.	CONF.	ADJ CONF.
Average RPI Loss: 91		RECORD	PCT. RANK	GAMES	SCHEDULE	OF SCHEDULE	RPI	RPI	RPI	RPI
DIV. I ONLY		2- 6	268	0- 1	88	311	196	196	28	28
DIV. I NON-CONF.		2- 6	268	0- 1	88	311	196	196	28	28
-----										
TOTALS		RPI 1-25	RPI 26-50	W-L RECORDS		RPI 51-100	RPI 101-150	RPI 150+		
2- 6	0- 0		0- 2	OVERALL		0- 1	0- 2	2- 1		
0- 0	0- 0		0- 0	HOME		0- 0	0- 0	0- 0		
2- 4	0- 0		0- 2	AWAY		0- 1	0- 1	2- 0		
0- 2	0- 0		0- 0	NEUTRAL		0- 0	0- 1	0- 1		
2- 6	0- 0		0- 2	NON-CONFERENCE		0- 1	0- 2	2- 1		
0- 0	0- 0		0- 0	HOME		0- 0	0- 0	0- 0		
2- 4	0- 0		0- 2	AWAY		0- 1	0- 1	2- 0		
0- 2	0- 0		0- 0	NEUTRAL		0- 0	0- 1	0- 1		
0- 0	0- 0		0- 0	CONFERENCE		0- 0	0- 0	0- 0		
0- 0	0- 0		0- 0	HOME		0- 0	0- 0	0- 0		
0- 0	0- 0		0- 0	AWAY		0- 0	0- 0	0- 0		
0- 0	0- 0		0- 0	NEUTRAL		0- 0	0- 0	0- 0		

RPI 1-25				RPI 26-50				RPI 51-100				RPI 101+ Team's RPI: 196			
RPI	S	Opponent	Score	RPI	S	Opponent	Score	RPI	S	Opponent	Score	RPI	S	Opponent	Score
				27	A	Michigan St.	45 91	68	A	SFA	55 74	117	A	Rice	71 76
				37	A	Tulane	56 62					135	N	Abilene Christian	39 81
												160	N	Nicholls St.	57 58
												329	A	UTRGV	69 55
												346	A	Savannah St.	65 41
-----															
LAST 12 Division I GAMES:															
				68	A	SFA	55 74	27	A	Michigan St.	45 91				
				329	A	UTRGV	69 55	346	A	Savannah St.	65 41				
								160	N	Nicholls St.	57 58				
								135	N	Abilene Christian	39 81				
								117	A	Rice	71 76				
								37	A	Tulane	56 62				

Non-Div I Games: Paul Quinn 83 54

Texas Southern

Average RPI Win: 247

Average RPI Loss: 92

WON-LOST  
RECORDWINNING  
PCT. RANKLAST 10  
GAMESSTRENGTH OF  
SCHEDULEOPP. STRENGTH  
OF SCHEDULETEAM  
RPIADJ.  
RPICONF.  
RPIADJ CONF.  
RPIDIV. I ONLY  
DIV. I NON-CONF.3- 4  
3- 4205  
2050- 1  
0- 1115  
115187  
187163  
163163  
16319  
1919  
19

TOTALS

RPI 1-25

RPI 26-50

W-L RECORDS

RPI 51-100

RPI 101-150

RPI 150+

3- 4 0- 1

0- 0

OVERALL

0- 1

0- 2

3- 0

1- 2 0- 0

0- 0

HOME

0- 1

0- 1

1- 0

2- 2 0- 1

0- 0

AWAY

0- 0

0- 1

2- 0

0- 0 0- 0

0- 0

NEUTRAL

0- 0

0- 0

0- 0

3- 4 0- 1

0- 0

NON-CONFERENCE

0- 1

0- 2

3- 0

1- 2 0- 0

0- 0

HOME

0- 1

0- 1

1- 0

2- 2 0- 1

0- 0

AWAY

0- 0

0- 1

2- 0

0- 0 0- 0

0- 0

NEUTRAL

0- 0

0- 0

0- 0

0- 0 0- 0

0- 0

CONFERENCE

0- 0

0- 0

0- 0

0- 0 0- 0

0- 0

HOME

0- 0

0- 0

0- 0

0- 0 0- 0

0- 0

AWAY

0- 0

0- 0

0- 0

0- 0 0- 0

0- 0

NEUTRAL

0- 0

0- 0

0- 0

RPI 1-25

RPI 26-50

RPI 51-100

RPI 101+

Team's RPI: 163

RPI S Opponent Score  
20 A New Mexico 51 82

RPI S Opponent Score

RPI S Opponent Score  
85 H Montana St. 59 67RPI S Opponent Score  
113 A Oklahoma St. 55 66  
148 H Oral Roberts 64 81  
160 H Nicholls St. 72 67  
269 A UTSA 68 60  
313 A A&M-Corpus Christi 60 53

LAST 12 Division I GAMES:

85 H Montana St. 59 67  
160 H Nicholls St. 72 67  
113 A Oklahoma St. 55 66  
313 A A&M-Corpus Christi 60 53  
148 H Oral Roberts 64 81  
269 A UTSA 68 60

20 A New Mexico 51 82

Non-Div I Games:

UNKNOWN

92 39

Texas St.

Average RPI Win: 227

Average RPI Loss: 189

WON-LOST  
RECORDWINNING  
PCT. RANKLAST 10  
GAMESSTRENGTH OF  
SCHEDULEOPP. STRENGTH  
OF SCHEDULETEAM  
RPIADJ.  
RPICONF.  
RPIADJ CONF.  
RPIDIV. I ONLY  
DIV. I NON-CONF.6- 2  
6- 267  
671- 0  
1- 0290  
290184  
184178  
178178  
1786  
66  
6

TOTALS

RPI 1-25

RPI 26-50

W-L RECORDS

RPI 51-100

RPI 101-150

RPI 150+

6- 2  
5- 1  
1- 1  
0- 00- 0  
0- 0  
0- 0  
0- 00- 0  
0- 0  
0- 0  
0- 0OVERALL  
HOME  
AWAY  
NEUTRAL1- 0  
1- 0  
0- 0  
0- 00- 0  
0- 0  
0- 0  
0- 05- 2  
4- 1  
1- 1  
0- 06- 2  
5- 1  
1- 1  
0- 00- 0  
0- 0  
0- 0  
0- 00- 0  
0- 0  
0- 0  
0- 0NON-CONFERENCE  
HOME  
AWAY  
NEUTRAL1- 0  
1- 0  
0- 0  
0- 00- 0  
0- 0  
0- 0  
0- 05- 2  
4- 1  
1- 1  
0- 00- 0  
0- 0  
0- 0  
0- 00- 0  
0- 0  
0- 0  
0- 00- 0  
0- 0  
0- 0  
0- 0CONFERENCE  
HOME  
AWAY  
NEUTRAL0- 0  
0- 0  
0- 0  
0- 00- 0  
0- 0  
0- 0  
0- 00- 0  
0- 0  
0- 0  
0- 0

RPI 1-25

RPI 26-50

RPI 51-100

RPI 101+

Team's RPI: 178

RPI S Opponent Score

RPI S Opponent Score

RPI S Opponent Score

RPI S Opponent Score

68 H SFA 77 69

180 H Jacksonville St. 71 58

188 H Idaho 77 88

190 A Florida 67 72

212 A Nevada 86 67

272 H La. -Monroe 86 42

313 H A&amp;M-Corpus Christi 78 61

316 H Houston Baptist 82 76

LAST 12 Division I GAMES:

188 H Idaho 77 88 212 A Nevada 86 67  
272 H La. -Monroe 86 42 190 A Florida 67 72  
180 H Jacksonville St. 71 58 68 H SFA 77 69316 H Houston Baptist 82 76  
313 H A&M-Corpus Christi 78 61T  
e  
x  
a  
s  
T  
e  
c  
hT  
e  
x  
a  
s  
T  
e  
c  
h

Non-Div I Games:

Texas Tech

Loss, Non-Conf, S Site, H Home A Away N Neutral

Toledo				Through Games Of Dec. 16, 2018											
Average RPI Win:		200	WON-LOST RECORD	WINNING PCT. RANK	LAST 10 GAMES	STRENGTH OF SCHEDULE	OPP. STRENGTH OF SCHEDULE	TEAM RPI	ADJ. RPI	CONF. RPI	ADJ CONF. RPI				
Average RPI Loss:		56													
DIV. I ONLY			6- 3	98	0- 1	216	11	77	77	10	10				
DIV. I NON-CONF.			6- 3	98	0- 1	216	11	77	77	10	10				
-----															
TOTALS		RPI 1-25	RPI 26-50		W-L RECORDS		RPI 51-100	RPI 101-150	RPI 150+						
6- 3		0- 1	1- 1		OVERALL		1- 0	0- 1	4- 0						
2- 1		0- 1	0- 0		HOME		1- 0	0- 0	1- 0						
4- 2		0- 0	1- 1		AWAY		0- 0	0- 1	3- 0						
0- 0		0- 0	0- 0		NEUTRAL		0- 0	0- 0	0- 0						
6- 3		0- 1	1- 1		NON-CONFERENCE		1- 0	0- 1	4- 0						
2- 1		0- 1	0- 0		HOME		1- 0	0- 0	1- 0						
4- 2		0- 0	1- 1		AWAY		0- 0	0- 1	3- 0						
0- 0		0- 0	0- 0		NEUTRAL		0- 0	0- 0	0- 0						
0- 0		0- 0	0- 0		CONFERENCE		0- 0	0- 0	0- 0						
0- 0		0- 0	0- 0		HOME		0- 0	0- 0	0- 0						
0- 0		0- 0	0- 0		AWAY		0- 0	0- 0	0- 0						
0- 0		0- 0	0- 0		NEUTRAL		0- 0	0- 0	0- 0						
-----															
RPI 1-25				RPI 26-50				RPI 51-100		Team's RPI: 77		RPI 101+			
RPI	S	Opponent	Score	RPI	S	Opponent	Score	RPI	S	Opponent	Score	RPI	S	Opponent	Score
1	H	Notre Dame	56 72	40	A	Maine	59 73	59	H	Duquesne	65 52	128	A	Dayton	49 70
				49	A	Belmont	78 69					247	H	Iona	84 38
												267	A	Memphis	58 48
												271	A	Cleveland St.	65 60
												306	A	Valparaiso	65 59
-----															
LAST 12 Division I GAMES:															
1	H	Notre Dame	56 72	49	A	Belmont	78 69	306	A	Valparaiso	65 59	128	A	Dayton	49 70
271	A	Cleveland St.	65 60	59	H	Duquesne	65 52	247	H	Iona	84 38	40	A	Maine	59 73
267	A	Memphis	58 48												

Non-Div I Games:

Tol edo

Average RPI Win:	279	WON-LOST	WINNING	LAST 10	STRENGTH OF	OPP. STRENGTH	TEAM	ADJ.	CONF.	ADJ CONF.
Average RPI Loss:	114	RECORD	PCT. RANK	GAMES	SCHEDULE	OF SCHEDULE	RPI	RPI	RPI	RPI

DIV. I ONLY	5- 4	140	1- 0	307	84	198	198	12	12
DIV. I NON-CONF.	5- 4	140	1- 0	307	84	198	198	12	12
TOTALS	RPI 1-25	RPI 26-50	W-L RECORDS	RPI 51-100	RPI 101-150	RPI 150+			
5- 4	0- 1	0- 0	OVERALL	0- 1	0- 1	5- 1			
3- 0	0- 0	0- 0	HOME	0- 0	0- 0	3- 0			
2- 4	0- 1	0- 0	AWAY	0- 1	0- 1	2- 1			
0- 0	0- 0	0- 0	NEUTRAL	0- 0	0- 0	0- 0			
5- 4	0- 1	0- 0	NON-CONFERENCE	0- 1	0- 1	5- 1			
3- 0	0- 0	0- 0	HOME	0- 0	0- 0	3- 0			
2- 4	0- 1	0- 0	AWAY	0- 1	0- 1	2- 1			
0- 0	0- 0	0- 0	NEUTRAL	0- 0	0- 0	0- 0			
0- 0	0- 0	0- 0	CONFERENCE	0- 0	0- 0	0- 0			
0- 0	0- 0	0- 0	HOME	0- 0	0- 0	0- 0			
0- 0	0- 0	0- 0	AWAY	0- 0	0- 0	0- 0			
0- 0	0- 0	0- 0	NEUTRAL	0- 0	0- 0	0- 0			

RPI 1-25				RPI 26-50				RPI 51-100				RPI 101+ Team's RPI: 198			
RPI	S	Opponent	Score	RPI	S	Opponent	Score	RPI	S	Opponent	Score	RPI	S	Opponent	Score
10	A	Syracuse	55 98					99	A	Wake Forest	53 60	132	A	Mt. St. Mary's	78 87
												201	H	Massachusetts	78 53
												216	A	George Washington	63 76
												277	A	UMBC	71 62
												296	H	La Salle	92 68
												302	A	Saint Joseph's	73 52
												320	H	Loyola Maryl and	62 57
LAST 12 Division I GAMES:															
				302	A	Saint Joseph's	73 52					296	H	La Salle	92 68
				320	H	Loyola Maryl and	62 57					201	H	Massachusetts	78 53
				10	A	Syracuse	55 98					99	A	Wake Forest	53 60
				216	A	George Washington	63 76								
				132	A	Mt. St. Mary's	78 87								
				277	A	UMBC	71 62								

Non-Div I Games:

Towson

Average RPI Win: 261  
Average RPI Loss: 40

WON-LOST  
RECORD

WINNING  
PCT. RANK

LAST 10  
GAMES

STRENGTH OF  
SCHEDULE

OPP. STRENGTH  
OF SCHEDULE

TEAM  
RPI

ADJ.  
RPI

CONF.  
RPI

ADJ CONF.  
RPI

DIV. I ONLY  
DIV. I NON-CONF.

6- 2  
6- 2

67  
67

0- 0  
0- 0

339  
339

43  
43

218  
218

218  
218

19  
19

19  
19

TOTALS

RPI 1-25

RPI 26-50

W-L RECORDS

RPI 51-100

RPI 101-150

RPI 150+

6- 2 0- 1  
3- 1 0- 0  
1- 1 0- 1  
2- 0 0- 0

0- 0  
0- 0  
0- 0  
0- 0

OVERALL  
HOME  
AWAY  
NEUTRAL

0- 1  
0- 1  
0- 0  
0- 0

0- 0  
0- 0  
0- 0  
0- 0

6- 0  
3- 0  
1- 0  
2- 0

6- 2 0- 1  
3- 1 0- 0  
1- 1 0- 1  
2- 0 0- 0

0- 0  
0- 0  
0- 0  
0- 0

NON-CONFERENCE  
HOME  
AWAY  
NEUTRAL

0- 1  
0- 1  
0- 0  
0- 0

0- 0  
0- 0  
0- 0  
0- 0

6- 0  
3- 0  
1- 0  
2- 0

0- 0 0- 0  
0- 0 0- 0  
0- 0 0- 0  
0- 0 0- 0

0- 0  
0- 0  
0- 0  
0- 0

CONFERENCE  
HOME  
AWAY  
NEUTRAL

0- 0  
0- 0  
0- 0  
0- 0

0- 0  
0- 0  
0- 0  
0- 0

0- 0  
0- 0  
0- 0  
0- 0

RPI 1-25

RPI S Opponent Score  
21 A Florida St. 67 103

RPI 26-50

RPI S Opponent Score

RPI 51-100

RPI S Opponent Score  
58 H Middle Tenn. 64 67

RPI 101+

Team's RPI: 218

RPI S Opponent Score  
214 N Sam Houston St. 84 79  
231 H Alabama St. 116 46  
259 N Mississippi Val. 75 54  
260 H Samford 72 52  
295 A ETSU 84 66  
304 H Tennessee St. 92 67

LAST 12 Division I GAMES:

214 N Sam Houston St. 84 79  
295 A ETSU 84 66  
304 H Tennessee St. 92 67  
260 H Samford 72 52  
21 A Florida St. 67 103

58 H Middle Tenn. 64 67  
231 H Alabama St. 116 46  
259 N Mississippi Val. 75 54

Non-Div I Games:

Talladega

91 70

Troy

T  
u  
l  
a  
n  
e

Tulane				Through Games Of Dec. 16, 2018										
Average RPI	Win:	190	WON-LOST	WINNING	LAST 10	STRENGTH OF	OPP. STRENGTH	TEAM	ADJ.	CONF.	ADJ CONF.			
Average RPI	Loss:	63	RECORD	PCT. RANK	GAMES	SCHEDULE	OF SCHEDULE	RPI	RPI	RPI	RPI			
DIV. I ONLY	7- 2	57	0- 1	110	60	37	37	8	8					
DIV. I NON-CONF.	7- 2	57	0- 1	110	60	37	37	8	8					
-----														
TOTALS		RPI 1-25	RPI 26-50	W-L RECORDS		RPI 51-100	RPI 101-150	RPI 150+						
7- 2	0- 1	0- 0	OVERALL	2- 0	0- 1	5- 0								
5- 0	0- 0	0- 0	HOME	1- 0	0- 0	4- 0								
1- 1	0- 0	0- 0	AWAY	1- 0	0- 1	0- 0								
1- 1	0- 1	0- 0	NEUTRAL	0- 0	0- 0	1- 0								
7- 2	0- 1	0- 0	NON-CONFERENCE	2- 0	0- 1	5- 0								
5- 0	0- 0	0- 0	HOME	1- 0	0- 0	4- 0								
1- 1	0- 0	0- 0	AWAY	1- 0	0- 1	0- 0								
1- 1	0- 1	0- 0	NEUTRAL	0- 0	0- 0	1- 0								
0- 0	0- 0	0- 0	CONFERENCE	0- 0	0- 0	0- 0								
0- 0	0- 0	0- 0	HOME	0- 0	0- 0	0- 0								
0- 0	0- 0	0- 0	AWAY	0- 0	0- 0	0- 0								
0- 0	0- 0	0- 0	NEUTRAL	0- 0	0- 0	0- 0								
-----														
RPI 1-25				RPI 26-50		Team's RPI: 37		RPI 51-100		RPI 101+				
RPI S	Opponent		Score		RPI S	Opponent		Score		RPI S	Opponent		Score	
4 N	Cal i forni a		57 65							121 A	Al abama		58 69	
										160 H	Ni chol l s St.		71 46	
										196 H	Texas Southern		62 56	
										271 N	Cleveland St.		81 72	
										274 H	Southern Miss.		71 54	
										276 H	Fla. Atlantic		88 45	
-----														
LAST 12 Division I GAMES:														
121 A	Al abama		58 69		160 H	Ni chol l s St.		71 46		274 H	Southern Miss.		71 54	
89 A	LSU		56 54		274 H	Southern Miss.		71 54		276 H	Fla. Atlantic		88 45	
196 H	Texas Southern		62 56		276 H	Fla. Atlantic		88 45		271 N	Cleveland St.		81 72	
					4 N	Cal i forni a		57 65						
					63 H	Washi ngton		63 51						

T  
u  
l  
a  
n  
e

Non-Div I Games:

Tulane



T  
u  
l  
s  
a

Tulsa				Through Games Of Dec. 16, 2018							
Average RPI	Win:	167	WON-LOST	WINNING	LAST 10	STRENGTH OF	OPP. STRENGTH	TEAM	ADJ.	CONF.	ADJ CONF.
Average RPI	Loss:	92	RECORD	PCT. RANK	GAMES	SCHEDULE	OF SCHEDULE	RPI	RPI	RPI	RPI
DIV. I ONLY			5- 5	160	0- 1	123	76	105	105	8	8
DIV. I NON-CONF.			5- 5	160	0- 1	123	76	105	105	8	8
-----											
TOTALS		RPI 1-25	RPI 26-50		W-L RECORDS		RPI 51-100		RPI 101-150		RPI 150+
5- 5	0- 1	0- 1		OVERALL		0- 1	3- 1		2- 1		
3- 0	0- 0	0- 0		HOME		0- 0	1- 0		2- 0		
1- 5	0- 1	0- 1		AWAY		0- 1	1- 1		0- 1		
1- 0	0- 0	0- 0		NEUTRAL		0- 0	1- 0		0- 0		
5- 5	0- 1	0- 1		NON-CONFERENCE		0- 1	3- 1		2- 1		
3- 0	0- 0	0- 0		HOME		0- 0	1- 0		2- 0		
1- 5	0- 1	0- 1		AWAY		0- 1	1- 1		0- 1		
1- 0	0- 0	0- 0		NEUTRAL		0- 0	1- 0		0- 0		
0- 0	0- 0	0- 0		CONFERENCE		0- 0	0- 0		0- 0		
0- 0	0- 0	0- 0		HOME		0- 0	0- 0		0- 0		
0- 0	0- 0	0- 0		AWAY		0- 0	0- 0		0- 0		
0- 0	0- 0	0- 0		NEUTRAL		0- 0	0- 0		0- 0		

RPI 1-25				RPI 26-50				RPI 51-100				RPI 101+ Team's RPI: 105			
RPI	S	Opponent	Score	RPI	S	Opponent	Score	RPI	S	Opponent	Score	RPI	S	Opponent	Score
24	A	Arizona St.	52 70	49	A	Bel mont	53 78	68	A	SFA	34 76	121	N	Al abama	80 73
												135	H	Abil ene Chris tian	75 63
												148	A	Oral Roberts	76 68
												150	A	Ameri can	52 68
												167	A	Arkansas St.	60 73
												200	H	Saint Loui s	86 75
												230	H	Stetson	55 54
LAST 12 Division I GAMES:															
24	A	Arizona St.	52 70	68	A	SFA	34 76	200	H	Saint Loui s	86 75				
167	A	Arkansas St.	60 73	148	A	Oral Roberts	76 68	49	A	Bel mont	53 78				
121	N	Al abama	80 73	150	A	Ameri can	52 68	135	H	Abil ene Chris tian	75 63				
135	H	Abil ene Chris tian	75 63	230	H	Stetson	55 54								

T  
u  
l  
s  
a

Non-Div I Games:

Tulsa

Average RPI	Win:	268	WON-LOST	WINNING	LAST 10	STRENGTH OF	OPP. STRENGTH	TEAM	ADJ.	CONF.	ADJ CONF.
Average RPI	Loss:	14	RECORD	PCT. RANK	GAMES	SCHEDULE	OF SCHEDULE	RPI	RPI	RPI	RPI
DIV. I ONLY		9- 1	21	0- 1	344	122	173	173	18	18	
DIV. I NON-CONF.		9- 1	21	0- 1	344	122	173	173	18	18	
-----											
TOTALS	RPI 1-25		RPI 26-50		W-L RECORDS	RPI 51-100		RPI 101-150		RPI 150+	
9- 1	0- 1		0- 0		OVERALL	0- 0		0- 0		9- 0	
5- 0	0- 0		0- 0		HOME	0- 0		0- 0		5- 0	
3- 0	0- 0		0- 0		AWAY	0- 0		0- 0		3- 0	
1- 1	0- 1		0- 0		NEUTRAL	0- 0		0- 0		1- 0	
9- 1	0- 1		0- 0		NON-CONFERENCE	0- 0		0- 0		9- 0	
5- 0	0- 0		0- 0		HOME	0- 0		0- 0		5- 0	
3- 0	0- 0		0- 0		AWAY	0- 0		0- 0		3- 0	
1- 1	0- 1		0- 0		NEUTRAL	0- 0		0- 0		1- 0	
0- 0	0- 0		0- 0		CONFERENCE	0- 0		0- 0		0- 0	
0- 0	0- 0		0- 0		HOME	0- 0		0- 0		0- 0	
0- 0	0- 0		0- 0		AWAY	0- 0		0- 0		0- 0	
0- 0	0- 0		0- 0		NEUTRAL	0- 0		0- 0		0- 0	

RPI 1-25				RPI 26-50				RPI 51-100				RPI 101+ Team's RPI: 173			
RPI	S	Opponent	Score	RPI	S	Opponent	Score	RPI	S	Opponent	Score	RPI	S	Opponent	Score
14	N	Tennessee	69 73									179	H	Appalachian St.	80 61
												193	N	Oklahoma	89 84
												231	A	Alabama St.	62 47
												260	A	Samford	66 41
												264	H	Alabama A&M	82 47
												267	H	Memphis	85 54
												331	H	McNeese	91 48
												340	A	Chicago St.	90 45
												351	H	Alcorn	80 53
LAST 12 Division I GAMES:															
14	N	Tennessee	69 73	193	N	Oklahoma	89 84								
231	A	Alabama St.	62 47	340	A	Chicago St.	90 45								
331	H	McNeese	91 48	267	H	Memphis	85 54								
260	A	Samford	66 41	179	H	Appalachian St.	80 61								
351	H	Alcorn	80 53												
264	H	Alabama A&M	82 47												

Non-Div I Games:

UAB

Average RPI		Win: 228	WON-LOST RECORD	WINNING PCT. RANK	LAST 10 GAMES	STRENGTH OF SCHEDULE	OPP. STRENGTH OF SCHEDULE	TEAM RPI	ADJ. RPI	CONF. RPI	ADJ. CONF. RPI
Loss: 72											
DIV. I ONLY			6- 5	157	0- 1	131	106	98	98	21	21
DIV. I NON-CONF.			6- 5	157	0- 1	131	106	98	98	21	21
TOTALS		RPI 1-25		RPI 26-50		W-L RECORDS	RPI 51-100	RPI 101-150		RPI 150+	
6- 5	0- 1			0- 0		OVERALL	0- 3	0- 1		6- 0	
2- 1	0- 0			0- 0		HOME	0- 1	0- 0		2- 0	
3- 4	0- 1			0- 0		AWAY	0- 2	0- 1		3- 0	
1- 0	0- 0			0- 0		NEUTRAL	0- 0	0- 0		1- 0	
6- 5	0- 1			0- 0		NON-CONFERENCE	0- 3	0- 1		6- 0	
2- 1	0- 0			0- 0		HOME	0- 1	0- 0		2- 0	
3- 4	0- 1			0- 0		AWAY	0- 2	0- 1		3- 0	
1- 0	0- 0			0- 0		NEUTRAL	0- 0	0- 0		1- 0	
0- 0	0- 0			0- 0		CONFERENCE	0- 0	0- 0		0- 0	
0- 0	0- 0			0- 0		HOME	0- 0	0- 0		0- 0	
0- 0	0- 0			0- 0		AWAY	0- 0	0- 0		0- 0	
0- 0	0- 0			0- 0		NEUTRAL	0- 0	0- 0		0- 0	

RPI 1-25				RPI 26-50				RPI 51-100				RPI 101+			
RPI	S	Opponent	Score	RPI	S	Opponent	Score	RPI	S	Opponent	Score	RPI	S	Opponent	Score
13	A	Stanford	43 71					66	H	Paci fi c	80 83	119	A	Portl and St.	50 65
								79	A	Loyol a Marymount	53 60	168	A	Washington St.	75 62
								84	A	Montana	56 62	212	N	Nevada	84 68
												224	H	Southern Utah	68 45
												251	A	San Francisco	70 68
												252	H	Seattle U	76 59
												263	A	Sacramento St.	109 60
LAST 12 Division I GAMES:															
252	H	Seattle U	76 59	84	A	Montana	56 62								
263	A	Sacramento St.	109 60	251	A	San Francisco	70 68								
212	N	Nevada	84 68	119	A	Portl and St.	50 65								
79	A	Loyol a Marymount	53 60	66	H	Paci fi c	80 83								
224	H	Southern Utah	68 45	13	A	Stanford	43 71								
168	A	Washi gton St.	75 62												

### Non-Div I Games:

UC Davi s

UC Irvine				Through Games Of Dec. 16, 2018											
Average RPI	Win:	215	WON-LOST	WINNING	LAST 10	STRENGTH OF	OPP. STRENGTH	TEAM	ADJ.	CONF.	ADJ CONF.				
Average RPI	Loss:	162	RECORD	PCT. RANK	GAMES	SCHEDULE	OF SCHEDULE	RPI	RPI	RPI	RPI				
DIV. I ONLY		7- 1		33	1- 0	319	102	145	145	21	21				
DIV. I NON-CONF.		7- 1		33	1- 0	319	102	145	145	21	21				
-----															
TOTALS		RPI 1-25		RPI 26-50		W-L RECORDS		RPI 51-100		RPI 101-150					
								RPI 150+							
7- 1		0- 0		0- 0		OVERALL		1- 0		5- 1					
3- 1		0- 0		0- 0		HOME		0- 0		3- 1					
2- 0		0- 0		0- 0		AWAY		1- 0		1- 0					
2- 0		0- 0		0- 0		NEUTRAL		0- 0		1- 0					
7- 1		0- 0		0- 0		NON-CONFERENCE		1- 0		5- 1					
3- 1		0- 0		0- 0		HOME		0- 0		3- 1					
2- 0		0- 0		0- 0		AWAY		1- 0		1- 0					
2- 0		0- 0		0- 0		NEUTRAL		0- 0		1- 0					
0- 0		0- 0		0- 0		CONFERENCE		0- 0		0- 0					
0- 0		0- 0		0- 0		HOME		0- 0		0- 0					
0- 0		0- 0		0- 0		AWAY		0- 0		0- 0					
0- 0		0- 0		0- 0		NEUTRAL		0- 0		0- 0					
-----															
RPI 1-25				RPI 26-50				RPI 51-100				RPI 101+ Team's RPI: 145			
RPI	S	Opponent	Score	RPI	S	Opponent	Score	RPI	S	Opponent	Score	RPI	S	Opponent	Score
								75	A	Portland	84 69	120	N	Indiana St.	77 61
												162	H	San Diego St.	70 78
												217	H	UNLV	57 55
												224	H	Southern Utah	75 58
												240	A	San Jose St.	74 66
												279	H	CSU Bakersfi el d	85 78
												350	N	LIU Brookl yn	84 71
-----															
LAST 12 Division I GAMES:															
279 H CSU Bakersfi el d 85 78				75 A Portland 84 69				162 H San Diego St. 70 78							
120 N Indiana St. 77 61				240 A San Jose St. 74 66											
350 N LIU Brookl yn 84 71															
224 H Southern Utah 75 58															
217 H UNLV 57 55															

Non-Div I Games: LIFE Pacific 105 31

UC Irvine

Average RPI Win:	223	WON-LOST	WINNING	LAST 10	STRENGTH OF	OPP. STRENGTH	TEAM	ADJ.	CONF.	ADJ CONF.
Average RPI Loss:	108	RECORD	PCT. RANK	GAMES	SCHEDULE	OF SCHEDULE	RPI	RPI	RPI	RPI
DIV. I ONLY	3- 7	254	1- 0	45	217	183	183	21	21	
DIV. I NON-CONF.	3- 7	254	1- 0	45	217	183	183	21	21	
-----										
TOTALS	RPI 1-25	RPI 26-50	W-L RECORDS	RPI 51-100	RPI 101-150	RPI 150+				
3- 7	0- 1	0- 1	OVERALL	0- 2	0- 1	3- 2				
2- 0	0- 0	0- 0	HOME	0- 0	0- 0	2- 0				
0- 4	0- 0	0- 0	AWAY	0- 2	0- 1	0- 1				
1- 3	0- 1	0- 1	NEUTRAL	0- 0	0- 0	1- 1				
3- 7	0- 1	0- 1	NON-CONFERENCE	0- 2	0- 1	3- 2				
2- 0	0- 0	0- 0	HOME	0- 0	0- 0	2- 0				
0- 4	0- 0	0- 0	AWAY	0- 2	0- 1	0- 1				
1- 3	0- 1	0- 1	NEUTRAL	0- 0	0- 0	1- 1				
0- 0	0- 0	0- 0	CONFERENCE	0- 0	0- 0	0- 0				
0- 0	0- 0	0- 0	HOME	0- 0	0- 0	0- 0				
0- 0	0- 0	0- 0	AWAY	0- 0	0- 0	0- 0				
0- 0	0- 0	0- 0	NEUTRAL	0- 0	0- 0	0- 0				

RPI 1-25				RPI 26-50				RPI 51-100				RPI 101+ Team's RPI: 183			
RPI	S	Opponent	Score	RPI	S	Opponent	Score	RPI	S	Opponent	Score	RPI	S	Opponent	Score
6	N	Oregon	44 94	50	N	Texas A&M	63 70	51	A	Southern California	55 73	113	A	Oklahoma St.	51 76
								74	A	BYU	70 72	165	H	Coastal Caro.	62 43
												174	N	Milwaukee	54 56
												224	H	Southern Utah	56 50
												280	N	Eastern Wash.	57 45
												287	A	California Baptist	57 65
-----															
LAST 12 Division I GAMES:															
224	H	Southern Utah	56 50	280	N	Eastern Wash.	57 45								
113	A	Oklahoma St.	51 76	50	N	Texas A&M	63 70								
74	A	BYU	70 72	287	A	California Baptist	57 65								
51	A	Southern California	55 73	174	N	Milwaukee	54 56								
				6	N	Oregon	44 94								
				165	H	Coastal Caro.	62 43								

Non-Div I Games:

UC Riverside

Average RPI Win: 297		WON-LOST	WINNING	LAST 10	STRENGTH OF	OPP. STRENGTH	TEAM	ADJ.	CONF.	ADJ CONF.
Average RPI Loss: 129		RECORD	PCT. RANK	GAMES	SCHEDULE	OF SCHEDULE	RPI	RPI	RPI	RPI
DIV. I ONLY		2- 8	283	1- 0	143	201	273	273	21	21
DIV. I NON-CONF.		2- 8	283	1- 0	143	201	273	273	21	21
-----										
TOTALS		RPI 1-25		RPI 26-50	W-L RECORDS		RPI 51-100	RPI 101-150	RPI 150+	
2- 8		0- 1		0- 1	OVERALL		0- 3	0- 0	2- 3	
1- 3		0- 0		0- 1	HOME		0- 1	0- 0	1- 1	
0- 5		0- 1		0- 0	AWAY		0- 2	0- 0	0- 2	
1- 0		0- 0		0- 0	NEUTRAL		0- 0	0- 0	1- 0	
2- 8		0- 1		0- 1	NON-CONFERENCE		0- 3	0- 0	2- 3	
1- 3		0- 0		0- 1	HOME		0- 1	0- 0	1- 1	
0- 5		0- 1		0- 0	AWAY		0- 2	0- 0	0- 2	
1- 0		0- 0		0- 0	NEUTRAL		0- 0	0- 0	1- 0	
0- 0		0- 0		0- 0	CONFERENCE		0- 0	0- 0	0- 0	
0- 0		0- 0		0- 0	HOME		0- 0	0- 0	0- 0	
0- 0		0- 0		0- 0	AWAY		0- 0	0- 0	0- 0	
0- 0		0- 0		0- 0	NEUTRAL		0- 0	0- 0	0- 0	

RPI 1-25				RPI 26-50				RPI 51-100				RPI 101+ Team's RPI: 273			
RPI	S	Opponent	Score	RPI	S	Opponent	Score	RPI	S	Opponent	Score	RPI	S	Opponent	Score
4	A	Cal i forni a	45 69	43	H	Saint Mary's (CA)	55 80	51	A	Southern Cal i forni a	39 82	217	A	UNLV	51 69
								66	A	Paci fi c	53 69	250	N	Dartmouth	62 56
								79	H	Loyol a Marymount	57 70	279	H	CSU Bakersfi eld	48 56
												292	A	Utah Valley	54 63
												343	H	Grand Canyon	66 55
-----															
LAST 12 Division I GAMES:															
250	N	Dartmouth	62 56	343	H	Grand Canyon	66 55	51	A	Southern Cal i forni a	39 82	217	A	UNLV	51 69
4	A	Cal i forni a	45 69	43	H	Saint Mary's (CA)	55 80	79	H	Loyol a Marymount	57 70	292	A	Utah Valley	54 63
66	A	Paci fi c	53 69					51	A	Southern Cal i forni a	39 82				
292	A	Utah Valley	54 63					279	H	CSU Bakersfield	48 56				

Non-Div I Games:

UC Santa Barbara

U  
C  
F

U  
C  
F

UCF

Average RPI Win: 114

Average RPI Loss: 46

WON-LOST  
RECORDWINNING  
PCT. RANKLAST 10  
GAMESSTRENGTH OF  
SCHEDULEOPP. STRENGTH  
OF SCHEDULETEAM  
RPIADJ.  
RPICONF.  
RPIADJ CONF.  
RPIDIV. I ONLY  
DIV. I NON-CONF.5- 5  
5- 5160  
1601- 0  
1- 02  
2200  
20028  
2828  
282  
22  
2

TOTALS

RPI 1-25

RPI 26-50

W-L RECORDS

RPI 51-100

RPI 101-150

RPI 150+

5- 5  
5- 1  
0- 1  
0- 30- 2  
0- 1  
0- 0  
0- 10- 1  
0- 0  
0- 0  
0- 1OVERALL  
HOME  
AWAY  
NEUTRAL0- 2  
0- 0  
0- 1  
0- 15- 0  
5- 0  
0- 0  
0- 00- 0  
0- 0  
0- 0  
0- 05- 5  
5- 1  
0- 1  
0- 30- 2  
0- 1  
0- 0  
0- 10- 1  
0- 0  
0- 0  
0- 1NON-CONFERENCE  
HOME  
AWAY  
NEUTRAL0- 2  
0- 0  
0- 1  
0- 15- 0  
5- 0  
0- 0  
0- 00- 0  
0- 0  
0- 0  
0- 00- 0  
0- 0  
0- 0  
0- 00- 0  
0- 0  
0- 0  
0- 00- 0  
0- 0  
0- 0  
0- 0CONFERENCE  
HOME  
AWAY  
NEUTRAL0- 0  
0- 0  
0- 0  
0- 00- 0  
0- 0  
0- 0  
0- 00- 0  
0- 0  
0- 0  
0- 0

RPI 1-25

RPI	S	Opponent	Score
11	N	Kentucky	74 75
16	H	Indiana	65 67

RPI 26-50

Team's RPI: 28

RPI	S	Opponent	Score
39	N	North Carolina	49 83

RPI 51-100

RPI	S	Opponent	Score
79	A	Loyola Marymount	63 69
86	N	South Fla.	56 60

RPI 101+

RPI	S	Opponent	Score
102	H	Seton Hall	78 62
103	H	Fresno St.	89 80
113	H	Oklahoma St.	71 59
117	H	Rice	59 50
134	H	Georgia	80 69

LAST 12 Division I GAMES:

16	H	Indiana	65 67	113	H	Oklahoma St.	71 59
86	N	South Fla.	56 60	103	H	Fresno St.	89 80
11	N	Kentucky	74 75	117	H	Rice	59 50
39	N	North Carolina	49 83	79	A	Loyola Marymount	63 69
102	H	Seton Hall	78 62				
134	H	Georgia	80 69				

U  
C  
L  
AU  
C  
L  
A

Non-Div I Games:

UCLA



U  
C  
o  
n  
n

UConn				Through Games Of Dec. 16, 2018							
Average RPI	Win:	110	WON-LOST	WINNING	LAST 10	STRENGTH OF	OPP. STRENGTH	TEAM	ADJ.	CONF.	ADJ CONF.
Average RPI	Loss:	0	RECORD	PCT. RANK	GAMES	SCHEDULE	OF SCHEDULE	RPI	RPI	RPI	RPI
DIV. I ONLY			9- 0	1	1- 0	11	35	2	2	8	8
DIV. I NON-CONF.			9- 0	1	1- 0	11	35	2	2	8	8
-----											
TOTALS		RPI 1-25	RPI 26-50		W-L RECORDS		RPI 51-100	RPI 101-150	RPI 150+		
9- 0	1- 0		1- 0		OVERALL		3- 0	1- 0	3- 0		
3- 0	0- 0		1- 0		HOME		1- 0	1- 0	0- 0		
2- 0	1- 0		0- 0		AWAY		0- 0	0- 0	1- 0		
4- 0	0- 0		0- 0		NEUTRAL		2- 0	0- 0	2- 0		
9- 0	1- 0		1- 0		NON-CONFERENCE		3- 0	1- 0	3- 0		
3- 0	0- 0		1- 0		HOME		1- 0	1- 0	0- 0		
2- 0	1- 0		0- 0		AWAY		0- 0	0- 0	1- 0		
4- 0	0- 0		0- 0		NEUTRAL		2- 0	0- 0	2- 0		
0- 0	0- 0		0- 0		CONFERENCE		0- 0	0- 0	0- 0		
0- 0	0- 0		0- 0		HOME		0- 0	0- 0	0- 0		
0- 0	0- 0		0- 0		AWAY		0- 0	0- 0	0- 0		
0- 0	0- 0		0- 0		NEUTRAL		0- 0	0- 0	0- 0		
-----											
RPI 1-25		Team's RPI: 2	RPI 26-50		RPI 51-100		RPI 101+				
RPI	S	Opponent	Score	RPI	S	Opponent	Score	RPI	S	Opponent	Score
1	A	Notre Dame	89 71	35	H	DePaul	99 63	76	H	Ohio St.	85 53
								83	N	St. John's (NY)	65 55
								91	N	Purdue	86 40
								102	H	Seton Hall	99 61
								166	N	Vanderbilt	80 42
								200	A	Saint Louis	98 42
								234	N	Ole Miss	90 50
-----											
LAST 12 Division I GAMES:											
91	N	Purdue	86 40	102	H	Seton Hall	99 61				
83	N	St. John's (NY)	65 55	200	A	Saint Louis	98 42				
234	N	Ole Miss	90 50	1	A	Notre Dame	89 71				
166	N	Vanderbilt	80 42	35	H	DePaul	99 63				
76	H	Ohio St.	85 53								

U  
C  
o  
n  
n

Non-Div I Games:

UConn



U  
M  
B  
C

UMBC

Average RPI Win: 256

Average RPI Loss: 155

WON-LOST RECORD

WINNING PCT. RANK

LAST 10 GAMES

STRENGTH OF SCHEDULE

OPP. STRENGTH OF SCHEDULE

TEAM RPI

ADJ. RPI

CONF. RPI

ADJ CONF. RPI

DIV. I ONLY

DIV. I NON-CONF.

3- 5

3- 5

224

224

0- 1

0- 1

295

295

164

164

277

277

277

277

23

23

23

23

TOTALS

RPI 1-25

RPI 26-50

W-L RECORDS

RPI 51-100

RPI 101-150

RPI 150+

3- 5

0- 0

0- 1

OVERALL

0- 0

0- 2

3- 2

0- 3

0- 0

0- 0

HOME

0- 0

0- 1

0- 2

1- 2

0- 0

0- 1

AWAY

0- 0

0- 1

1- 0

2- 0

0- 0

0- 0

NEUTRAL

0- 0

0- 0

2- 0

3- 5

0- 0

0- 1

NON-CONFERENCE

0- 0

0- 2

3- 2

0- 3

0- 0

0- 0

HOME

0- 0

0- 1

0- 2

1- 2

0- 0

0- 1

AWAY

0- 0

0- 1

1- 0

2- 0

0- 0

0- 0

NEUTRAL

0- 0

0- 0

2- 0

0- 0

0- 0

0- 0

CONFERENCE

0- 0

0- 0

0- 0

0- 0

0- 0

0- 0

HOME

0- 0

0- 0

0- 0

0- 0

0- 0

0- 0

AWAY

0- 0

0- 0

0- 0

0- 0

0- 0

0- 0

NEUTRAL

0- 0

0- 0

0- 0

RPI 1-25

RPI 26-50

RPI 51-100

RPI 101+

Team's RPI: 277

RPI S Opponent Score

RPI S Opponent Score

RPI S Opponent Score

RPI S Opponent Score

41 A Maryland 61 92

132 H Mt. St. Mary's 52 65

150 A American 42 64

198 H Towson 62 71

241 N Kennesaw St. 57 53

253 H Hofstra 42 45

258 A Coppin St. 57 52

269 N UTSA 72 58

LAST 12 Division I GAMES:

253 H Hofstra 42 45

132 H Mt. St. Mary's 52 65

41 A Maryland 61 92

150 A American 42 64

198 H Towson 62 71

258 A Coppin St. 57 52

241 N Kennesaw St. 57 53

269 N UTSA 72 58

Non-Div I Games:

Notre Dame (MD)

81 43

Eastern

81 42

Gettysburg

65 51

UMBC

Loss, Non-Conf, S Site, H Home A Away N Neutral

Page 307

U  
M  
E  
S

U  
M  
E  
S

Non-Div I Games:	Regent	72	16	Cheyney	88	39
------------------	--------	----	----	---------	----	----



Average RPI Win:	316	WON-LOST	WINNING	LAST 10	STRENGTH OF	OPP. STRENGTH	TEAM	ADJ.	CONF.	ADJ CONF.
Average RPI Loss:	199	RECORD	PCT. RANK	GAMES	SCHEDULE	OF SCHEDULE	RPI	RPI	RPI	RPI
DIV. I ONLY	2- 8	283	0- 1	249	330	318	318	23	23	
DIV. I NON-CONF.	2- 8	283	0- 1	249	330	318	318	23	23	
-----										
TOTALS	RPI 1-25	RPI 26-50	W-L RECORDS	RPI 51-100	RPI 101-150	RPI 150+				
2- 8	0- 0	0- 0	OVERALL	0- 1	0- 2	2- 5				
1- 3	0- 0	0- 0	HOME	0- 0	0- 1	1- 2				
1- 5	0- 0	0- 0	AWAY	0- 1	0- 1	1- 3				
0- 0	0- 0	0- 0	NEUTRAL	0- 0	0- 0	0- 0				
2- 8	0- 0	0- 0	NON-CONFERENCE	0- 1	0- 2	2- 5				
1- 3	0- 0	0- 0	HOME	0- 0	0- 1	1- 2				
1- 5	0- 0	0- 0	AWAY	0- 1	0- 1	1- 3				
0- 0	0- 0	0- 0	NEUTRAL	0- 0	0- 0	0- 0				
0- 0	0- 0	0- 0	CONFERENCE	0- 0	0- 0	0- 0				
0- 0	0- 0	0- 0	HOME	0- 0	0- 0	0- 0				
0- 0	0- 0	0- 0	AWAY	0- 0	0- 0	0- 0				
0- 0	0- 0	0- 0	NEUTRAL	0- 0	0- 0	0- 0				

RPI 1-25				RPI 26-50				RPI 51-100				RPI 101+ Team's RPI : 318					
RPI	S	Opponent	Score	RPI	S	Opponent	Score	RPI	S	Opponent	Score	RPI	S	Opponent	Score		
								52	A	Butler	36	89	102	A	Seton Hall	57	90
												126	H	Providence	47	71	
												204	A	Holy Cross	54	63	
												250	A	Dartmouth	54	70	
												254	A	Cornell	54	63	
												281	H	Saint Peter's	59	57	
												285	H	Bryant	57	58	
												317	H	Colgate	52	61	
												350	A	LIU Brooklyn	69	64	
LAST 12 Division I GAMES:																	
250	A	Dartmouth	54	70	102	A	Seton Hall	57	90								
126	H	Providence	47	71	52	A	Butler	36	89								
317	H	Colgate	52	61	254	A	Cornell	54	63								
204	A	Holy Cross	54	63	281	H	Saint Peter's	59	57								
350	A	LIU Brooklyn	69	64	285	H	Bryant	57	58								

Non-Div I Games: Fisher 79 45

UMass Lowell

Average RPI Win: 275 WON-LOST WINNING LAST 10 STRENGTH OF OPP. STRENGTH TEAM ADJ. CONF. ADJ CONF.  
Average RPI Loss: 93 RECORD PCT. RANK GAMES SCHEDULE OF SCHEDULE RPI RPI RPI RPI

DIV. I ONLY	4- 3	135	1- 0	197	215	164	164	29	29
DIV. I NON-CONF.	4- 3	135	1- 0	197	215	164	164	29	29
TOTALS	RPI 1-25	RPI 26-50	W-L RECORDS	RPI 51-100	RPI 101-150	RPI 150+			
4- 3	0- 1	0- 0	OVERALL	0- 1	0- 0	4- 1			
4- 0	0- 0	0- 0	HOME	0- 0	0- 0	4- 0			
0- 3	0- 1	0- 0	AWAY	0- 1	0- 0	0- 1			
0- 0	0- 0	0- 0	NEUTRAL	0- 0	0- 0	0- 0			
4- 3	0- 1	0- 0	NON-CONFERENCE	0- 1	0- 0	4- 1			
4- 0	0- 0	0- 0	HOME	0- 0	0- 0	4- 0			
0- 3	0- 1	0- 0	AWAY	0- 1	0- 0	0- 1			
0- 0	0- 0	0- 0	NEUTRAL	0- 0	0- 0	0- 0			
0- 0	0- 0	0- 0	CONFERENCE	0- 0	0- 0	0- 0			
0- 0	0- 0	0- 0	HOME	0- 0	0- 0	0- 0			
0- 0	0- 0	0- 0	AWAY	0- 0	0- 0	0- 0			
0- 0	0- 0	0- 0	NEUTRAL	0- 0	0- 0	0- 0			

RPI 1-25				RPI 26-50				RPI 51-100				RPI 101+				Team's RPI: 164	
RPI	S	Opponent	Score	RPI	S	Opponent	Score	RPI	S	Opponent	Score	RPI	S	Opponent	Score		
14	A	Tennessee	46 73					73	A	Charlotte	53 70	191	A	Furman	47 58		
												235	H	Davi dson	69 56		
												239	H	Wofford	60 46		
												295	H	ETSU	56 55		
												330	H	Western Caro.	74 49		
LAST 12 Division I GAMES:																	
				191	A	Furman	47 58					295	H	ETSU	56 55		
				239	H	Wofford	60 46										
				235	H	Davi dson	69 56										
				330	H	Western Caro.	74 49										
				14	A	Tennessee	46 73										
				73	A	Charlotte	53 70										

Non-Div I Games: Warren Wilson 92 31

UNC Asheville

Average RPI Win: 311 WON-LOST RECORD WINNING PCT. RANK LAST 10 GAMES STRENGTH OF SCHEDULE OPP. STRENGTH OF SCHEDULE TEAM RPI ADJ. RPI CONF. RPI ADJ CONF. RPI

DIV. I ONLY	1- 6	301	1- 0	283	249	335	335	26	26
DIV. I NON-CONF.	1- 6	301	1- 0	283	249	335	335	26	26
TOTALS	RPI 1-25	RPI 26-50	W-L RECORDS	RPI 51-100	RPI 101-150	RPI 150+			
1- 6	0- 0	0- 1	OVERALL	0- 0	0- 0	1- 5			
1- 0	0- 0	0- 0	HOME	0- 0	0- 0	1- 0			
0- 6	0- 0	0- 1	AWAY	0- 0	0- 0	0- 5			
0- 0	0- 0	0- 0	NEUTRAL	0- 0	0- 0	0- 0			
1- 6	0- 0	0- 1	NON-CONFERENCE	0- 0	0- 0	1- 5			
1- 0	0- 0	0- 0	HOME	0- 0	0- 0	1- 0			
0- 6	0- 0	0- 1	AWAY	0- 0	0- 0	0- 5			
0- 0	0- 0	0- 0	NEUTRAL	0- 0	0- 0	0- 0			
0- 0	0- 0	0- 0	CONFERENCE	0- 0	0- 0	0- 0			
0- 0	0- 0	0- 0	HOME	0- 0	0- 0	0- 0			
0- 0	0- 0	0- 0	AWAY	0- 0	0- 0	0- 0			
0- 0	0- 0	0- 0	NEUTRAL	0- 0	0- 0	0- 0			

RPI 1-25	RPI 26-50	RPI 51-100	RPI 101+	Team's RPI: 335
RPI S Opponent Score	RPI S Opponent Score	RPI S Opponent Score	RPI S Opponent Score	
	39 A North Carolina 62 83		179 A Appalachian St. 65 68	
			195 A Georgia St. 63 70	
			207 A Campbell 49 53	
			225 A High Point 75 82	
			311 H Liberty 48 45	
			339 A N.C. Central 57 66	
LAST 12 Division I GAMES:				
	195 A Georgia St. 63 70	311 H Liberty 48 45		
		339 A N.C. Central 57 66		
		39 A North Carolina 62 83		
		225 A High Point 75 82		
		207 A Campbell 49 53		
		179 A Appalachian St. 65 68		

Non-Div I Games: Pfeiffer 92 23 UNC Pembroke 72 32 Lees-McRae 92 36 Young Harris 62 29  
UNC Greensboro



Average RPI Win: 339

Average RPI Loss: 56

WON-LOST  
RECORDWINNING  
PCT. RANKLAST 10  
GAMESSTRENGTH OF  
SCHEDULEOPP. STRENGTH  
OF SCHEDULETEAM  
RPIADJ.  
RPICONF.  
RPIADJ CONF.  
RPIDIV. I ONLY  
DIV. I NON-CONF.3- 3  
3- 3160  
1600- 1  
0- 1214  
214277  
277182  
182182  
18212  
1212  
12

TOTALS

RPI 1-25

RPI 26-50

W-L RECORDS

RPI 51-100

RPI 101-150

RPI 150+

3- 3  
2- 0  
1- 3  
0- 00- 0  
0- 0  
0- 0  
0- 00- 1  
0- 0  
0- 1  
0- 0OVERALL  
HOME  
AWAY  
NEUTRAL0- 2  
0- 0  
0- 2  
0- 00- 0  
0- 0  
0- 0  
0- 03- 0  
2- 0  
1- 0  
0- 03- 3  
2- 0  
1- 3  
0- 00- 0  
0- 0  
0- 0  
0- 00- 1  
0- 0  
0- 1  
0- 0NON-CONFERENCE  
HOME  
AWAY  
NEUTRAL0- 2  
0- 0  
0- 2  
0- 00- 0  
0- 0  
0- 0  
0- 03- 0  
2- 0  
1- 0  
0- 00- 0  
0- 0  
0- 0  
0- 00- 0  
0- 0  
0- 0  
0- 00- 0  
0- 0  
0- 0  
0- 0CONFERENCE  
HOME  
AWAY  
NEUTRAL0- 0  
0- 0  
0- 0  
0- 00- 0  
0- 0  
0- 0  
0- 00- 0  
0- 0  
0- 0  
0- 0

RPI 1-25

RPI 26-50

RPI 51-100

RPI 101+

Team's RPI: 182

RPI S Opponent Score

RPI S Opponent Score

39 A North Carolina 55 82

RPI S Opponent Score

57 A Ohio 72 95

72 A VCU 47 58

RPI S Opponent Score

334 H Presbyterian 63 48

339 A N. C. Central 89 82

343 H Grand Canyon 77 55

LAST 12 Division I GAMES:

39 A North Carolina 55 82  
 72 A VCU 47 58  
 339 A N. C. Central 89 82  
 343 H Grand Canyon 77 55  
 334 H Presbyterian 63 48

57 A Ohio 72 95

Non-Div I Games:

Fayetteville St.

72 54

Belmont Abbey

74 58

UNCW

■ Loss, 
 ■ Non-Conf, 
 ■ S Site, 
 ■ Home 
 ■ A Away 
 N Neutral

Average RPI Win:	165	WON-LOST	WINNING	LAST 10	STRENGTH OF	OPP. STRENGTH	TEAM	ADJ.	CONF.	ADJ CONF.
Average RPI Loss:	57	RECORD	PCT. RANK	GAMES	SCHEDULE	OF SCHEDULE	RPI	RPI	RPI	RPI
DIV. I ONLY	5- 4	140	0- 1	139	29	87	87	15	15	
DIV. I NON-CONF.	5- 4	140	0- 1	139	29	87	87	15	15	
-----										
TOTALS	RPI 1-25	RPI 26-50	W-L RECORDS	RPI 51-100	RPI 101-150	RPI 150+				
5- 4	0- 2	1- 0	OVERALL	0- 1	1- 1	3- 0				
3- 0	0- 0	0- 0	HOME	0- 0	1- 0	2- 0				
2- 3	0- 2	1- 0	AWAY	0- 0	0- 1	1- 0				
0- 1	0- 0	0- 0	NEUTRAL	0- 1	0- 0	0- 0				
5- 4	0- 2	1- 0	NON-CONFERENCE	0- 1	1- 1	3- 0				
3- 0	0- 0	0- 0	HOME	0- 0	1- 0	2- 0				
2- 3	0- 2	1- 0	AWAY	0- 0	0- 1	1- 0				
0- 1	0- 0	0- 0	NEUTRAL	0- 1	0- 0	0- 0				
0- 0	0- 0	0- 0	CONFERENCE	0- 0	0- 0	0- 0				
0- 0	0- 0	0- 0	HOME	0- 0	0- 0	0- 0				
0- 0	0- 0	0- 0	AWAY	0- 0	0- 0	0- 0				
0- 0	0- 0	0- 0	NEUTRAL	0- 0	0- 0	0- 0				

RPI	S	Opponent	Score	RPI	S	Opponent	Score	RPI	S	Opponent	Score	RPI	S	Opponent	Score
7	A	Marquette	61 102	38	A	IUPUI	53 40	90	N	Boise St.	60 61	114	A	Northern Ill.	59 70
17	A	Iowa	57 83									115	H	Creighton	65 55
												184	H	North Dakota	64 60
												211	H	Delaware	79 67
												275	A	Long Beach St.	71 64
-----															
LAST 12 Division I GAMES:															
90	N	Boise St.	60 61	114	A	Northern Ill.	59 70	7	A	Marquette	61 102	17	A	Iowa	57 83
275	A	Long Beach St.	71 64					184	H	North Dakota	64 60	38	A	IUPUI	53 40

Non-Div I Games:

UNI

Average RPI Win: 273  
Average RPI Loss: 106

WON-LOST  
RECORD

WINNING  
PCT. RANK

LAST 10  
GAMES

STRENGTH OF  
SCHEDULE

OPP. STRENGTH  
OF SCHEDULE

TEAM  
RPI

ADJ.  
RPI

CONF.  
RPI

ADJ CONF.  
RPI

DIV. I ONLY	1- 8	319	0- 1	9	307	217	217	9	9
DIV. I NON-CONF.	1- 8	319	0- 1	9	307	217	217	9	9
TOTALS	RPI 1-25	RPI 26-50	W-L RECORDS	RPI 51-100	RPI 101-150	RPI 150+			
1- 8	0- 1	0- 1	OVERALL	0- 2	0- 3	1- 1			
1- 4	0- 1	0- 0	HOME	0- 2	0- 1	1- 0			
0- 4	0- 0	0- 1	AWAY	0- 0	0- 2	0- 1			
0- 0	0- 0	0- 0	NEUTRAL	0- 0	0- 0	0- 0			
1- 8	0- 1	0- 1	NON-CONFERENCE	0- 2	0- 3	1- 1			
1- 4	0- 1	0- 0	HOME	0- 2	0- 1	1- 0			
0- 4	0- 0	0- 1	AWAY	0- 0	0- 2	0- 1			
0- 0	0- 0	0- 0	NEUTRAL	0- 0	0- 0	0- 0			
0- 0	0- 0	0- 0	CONFERENCE	0- 0	0- 0	0- 0			
0- 0	0- 0	0- 0	HOME	0- 0	0- 0	0- 0			
0- 0	0- 0	0- 0	AWAY	0- 0	0- 0	0- 0			
0- 0	0- 0	0- 0	NEUTRAL	0- 0	0- 0	0- 0			

RPI 1-25				RPI 26-50				RPI 51-100				RPI 101+ Team's RPI: 217			
RPI	S	Opponent	Score	RPI	S	Opponent	Score	RPI	S	Opponent	Score	RPI	S	Opponent	Score
19	H	Gonzaga	59 70	45	A	Duke	38 66	51	H	Southern California	72 86	111	H	Wright St.	52 68
								58	H	Middle Tenn.	62 66	119	A	Portland St.	49 58
												145	A	UC Irvine	55 57
												273	H	UC Santa Barbara	69 51
												299	A	South Carolina St.	49 58
LAST 12 Division I GAMES:															
				58	H	Middle Tenn.	62 66	299	A	South Carolina St.	49 58				
				119	A	Portland St.	49 58	45	A	Duke	38 66				
				111	H	Wright St.	52 68	51	H	Southern California	72 86				
								273	H	UC Santa Barbara	69 51				
								19	H	Gonzaga	59 70				
								145	A	UC Irvine	55 57				

Non-Div I Games:

UNLV

Average RPI Win: 339		WON-LOST	WINNING	LAST 10	STRENGTH OF		OPP. STRENGTH	TEAM	ADJ.	CONF.	ADJ CONF.
Loss: 202		RECORD	PCT. RANK	GAMES	SCHEDULE		OF SCHEDULE	RPI	RPI	RPI	RPI
DIV. I ONLY		1- 7	308	0- 1	234		310	301	301	29	29
DIV. I NON-CONF.		1- 7	308	0- 1	234		310	301	301	29	29
TOTALS		RPI 1-25	RPI 26-50	W-L RECORDS		RPI 51-100	RPI 101-150	RPI 150+			
1- 7	0- 0	0- 1		OVERALL		0- 0	0- 1	1- 5			
0- 0	0- 0	0- 0		HOME		0- 0	0- 0	0- 0			
1- 7	0- 0	0- 1		AWAY		0- 0	0- 1	1- 5			
0- 0	0- 0	0- 0		NEUTRAL		0- 0	0- 0	0- 0			
1- 7	0- 0	0- 1		NON-CONFERENCE		0- 0	0- 1	1- 5			
0- 0	0- 0	0- 0		HOME		0- 0	0- 0	0- 0			
1- 7	0- 0	0- 1		AWAY		0- 0	0- 1	1- 5			
0- 0	0- 0	0- 0		NEUTRAL		0- 0	0- 0	0- 0			
0- 0	0- 0	0- 0		CONFERENCE		0- 0	0- 0	0- 0			
0- 0	0- 0	0- 0		HOME		0- 0	0- 0	0- 0			
0- 0	0- 0	0- 0		AWAY		0- 0	0- 0	0- 0			
0- 0	0- 0	0- 0		NEUTRAL		0- 0	0- 0	0- 0			

RPI 1-25				RPI 26-50				RPI 51-100				RPI 101+ Team's RPI: 301			
RPI	S	Opponent	Score	RPI	S	Opponent	Score	RPI	S	Opponent	Score	RPI	S	Opponent	Score
				33	A	Virginia Tech	45 96					109	A	Nebraska	64 87
												191	A	Furman	67 78
												199	A	East Carolina	53 63
												256	A	Omaha	69 96
												299	A	South Carolina St.	66 71
												330	A	Western Caro.	64 68
												339	A	N. C. Central	82 63
LAST 12 Division I GAMES:															
				199	A	East Carolina	53 63	109	A	Nebraska	64 87				
				330	A	Western Caro.	64 68	256	A	Omaha	69 96				
				299	A	South Carolina St.	66 71	33	A	Virginia Tech	45 96				
				339	A	N. C. Central	82 63								
				191	A	Furman	67 78								

Non-Div I Games:	Converse	69	51	UNKNOWN	101	53
------------------	----------	----	----	---------	-----	----

USC Upstate

■ Loss, ■ Non-Conf, S Site, H Home A Away N Neutral

Average RPI	Win:	255	WON-LOST	WINNING	LAST 10	STRENGTH OF	OPP. STRENGTH	TEAM	ADJ.	CONF.	ADJ CONF.
Average RPI	Loss:	75	RECORD	PCT. RANK	GAMES	SCHEDULE	OF SCHEDULE	RPI	RPI	RPI	RPI
DIV. I ONLY		5- 2		83	1- 0	316	123	185	185	19	19
DIV. I NON-CONF.		5- 2		83	1- 0	316	123	185	185	19	19
-----											
TOTALS	RPI 1-25		RPI 26-50		W-L RECORDS	RPI 51-100		RPI 101-150		RPI 150+	
5- 2	0- 0		0- 1		OVERALL	0- 0		1- 1		4- 0	
2- 1	0- 0		0- 1		HOME	0- 0		0- 0		2- 0	
3- 1	0- 0		0- 0		AWAY	0- 0		1- 1		2- 0	
0- 0	0- 0		0- 0		NEUTRAL	0- 0		0- 0		0- 0	
5- 2	0- 0		0- 1		NON-CONFERENCE	0- 0		1- 1		4- 0	
2- 1	0- 0		0- 1		HOME	0- 0		0- 0		2- 0	
3- 1	0- 0		0- 0		AWAY	0- 0		1- 1		2- 0	
0- 0	0- 0		0- 0		NEUTRAL	0- 0		0- 0		0- 0	
0- 0	0- 0		0- 0		CONFERENCE	0- 0		0- 0		0- 0	
0- 0	0- 0		0- 0		HOME	0- 0		0- 0		0- 0	
0- 0	0- 0		0- 0		AWAY	0- 0		0- 0		0- 0	
0- 0	0- 0		0- 0		NEUTRAL	0- 0		0- 0		0- 0	

RPI 1-25				RPI 26-50				RPI 51-100				RPI 101+				Team's RPI: 185
RPI	S	Opponent	Score	RPI	S	Opponent	Score	RPI	S	Opponent	Score	RPI	S	Opponent	Score	
				47	H	Arkansas	65 66					103	A	Fresno St.	61 70	
												148	A	Oral Roberts	80 62	
												245	H	Grambling	78 54	
												251	A	San Francisco	80 73	
												294	A	Incarnate Word	97 49	
												337	H	Jackson St.	99 63	
LAST 12 Division I GAMES:																
103	A	Fresno St.	61 70	148	A	Oral Roberts	80 62									
245	H	Grambling	78 54	294	A	Incarnate Word	97 49									
47	H	Arkansas	65 66	251	A	San Francisco	80 73									
337	H	Jackson St.	99 63													

Non-Div I Games:

UT Arlington

Average RPI	Win:	206	WON-LOST	WINNING	LAST 10	STRENGTH OF	OPP. STRENGTH	TEAM	ADJ.	CONF.	ADJ CONF.
Average RPI	Loss:	36	RECORD	PCT. RANK	GAMES	SCHEDULE	OF SCHEDULE	RPI	RPI	RPI	RPI
DIV. I ONLY		5- 3		112	1- 0	152	74	64	64	20	20
DIV. I NON-CONF.		5- 3		112	1- 0	152	74	64	64	20	20
-----											
TOTALS	RPI 1-25		RPI 26-50		W-L RECORDS	RPI 51-100		RPI 101-150		RPI 150+	
5- 3	0- 1		0- 1		OVERALL	0- 1		1- 0		4- 0	
3- 0	0- 0		0- 0		HOME	0- 0		0- 0		3- 0	
2- 3	0- 1		0- 1		AWAY	0- 1		1- 0		1- 0	
0- 0	0- 0		0- 0		NEUTRAL	0- 0		0- 0		0- 0	
5- 3	0- 1		0- 1		NON-CONFERENCE	0- 1		1- 0		4- 0	
3- 0	0- 0		0- 0		HOME	0- 0		0- 0		3- 0	
2- 3	0- 1		0- 1		AWAY	0- 1		1- 0		1- 0	
0- 0	0- 0		0- 0		NEUTRAL	0- 0		0- 0		0- 0	
0- 0	0- 0		0- 0		CONFERENCE	0- 0		0- 0		0- 0	
0- 0	0- 0		0- 0		HOME	0- 0		0- 0		0- 0	
0- 0	0- 0		0- 0		AWAY	0- 0		0- 0		0- 0	
0- 0	0- 0		0- 0		NEUTRAL	0- 0		0- 0		0- 0	

RPI 1-25				RPI 26-50				RPI 51-100				Team's RPI : 64				RPI 101+			
RPI	S	Opponent	Score	RPI	S	Opponent	Score	RPI	S	Opponent	Score	RPI	S	Opponent	Score	RPI	S	Opponent	Score
9	A	Louisville	62 102	38	A	IUPUI	72 73	60	A	Northwestern	64 90	118	A	Chattanooga	81 79	157	H	Southern Ill.	95 94
																167	H	Arkansas St.	97 91
																260	H	Samford	89 68
																328	A	Lipscomb	62 53
LAST 12 Division I GAMES:																			
328	A	Lipscomb	62 53	118	A	Chattanooga	81 79	60	A	Northwestern	64 90	167	H	Arkansas St.	97 91	38	A	IUPUI	72 73
9	A	Louisville	62 102	157	H	Southern Ill.	95 94	260	H	Samford	89 68								

Non-Div I Games: Christian Bros. 108 82

UT Martin

U  
T  
E  
P

UTEP				Through Games Of Dec. 16, 2018																									
Average RPI Win:		315	WON-LOST	WINNING	LAST 10	STRENGTH OF	OPP. STRENGTH	TEAM	ADJ.	CONF.	ADJ CONF.																		
Average RPI Loss:		136	RECORD	PCT. RANK	GAMES	SCHEDULE	OF SCHEDULE	RPI	RPI	RPI	RPI																		
DIV. I ONLY			2- 7	274	0- 1	230	273	323	323	18	18																		
DIV. I NON-CONF.			2- 7	274	0- 1	230	273	323	323	18	18																		
-----																													
TOTALS		RPI 1-25	RPI 26-50		W-L RECORDS		RPI 51-100		RPI 101-150		RPI 150+																		
2- 7	0- 1	0- 0		OVERALL		0- 1	0- 2		2- 3																				
2- 5	0- 0	0- 0		HOME		0- 1	0- 2		2- 2																				
0- 2	0- 1	0- 0		AWAY		0- 0	0- 0		0- 1																				
0- 0	0- 0	0- 0		NEUTRAL		0- 0	0- 0		0- 0																				
2- 7	0- 1	0- 0		NON-CONFERENCE		0- 1	0- 2		2- 3																				
2- 5	0- 0	0- 0		HOME		0- 1	0- 2		2- 2																				
0- 2	0- 1	0- 0		AWAY		0- 0	0- 0		0- 1																				
0- 0	0- 0	0- 0		NEUTRAL		0- 0	0- 0		0- 0																				
0- 0	0- 0	0- 0		CONFERENCE		0- 0	0- 0		0- 0																				
0- 0	0- 0	0- 0		HOME		0- 0	0- 0		0- 0																				
0- 0	0- 0	0- 0		AWAY		0- 0	0- 0		0- 0																				
0- 0	0- 0	0- 0		NEUTRAL		0- 0	0- 0		0- 0																				
-----																													
RPI 1-25				RPI 26-50				RPI 51-100				RPI 101+ Team's RPI: 323																	
RPI S	Opponent			Score	RPI S	Opponent			Score	RPI S	Opponent			Score															
20	A	New Mexico			51	69				93	H	New Mexico St.			65	69													
																119	H	Portland St.			61	89							
																135	H	Abilene Christian			69	70							
																160	H	Nicholls St.			56	58							
																167	H	Arkansas St.			66	67							
																257	A	Weber St.			63	68							
																279	H	CSU Bakersfield			53	47							
																351	H	Alcorn			77	51							
																-----													
																LAST 12 Division I GAMES:													
																119	H	Portland St.			61	89	93	H	New Mexico St.			65	69
																20	A	New Mexico			51	69	279	H	CSU Bakersfield			53	47
167	H	Arkansas St.			66	67	351	H	Alcorn			77	51																
257	A	Weber St.			63	68																							
135	H	Abilene Christian			69	70																							
160	H	Nicholls St.			56	58																							

U  
T  
E  
P

Non-Div I Games:

UTEP

Average RPI Win: 299

Average RPI Loss: 245

WON-LOST  
RECORDWINNING  
PCT. RANKLAST 10  
GAMESSTRENGTH OF  
SCHEDULEOPP. STRENGTH  
OF SCHEDULETEAM  
RPIADJ.  
RPICONF.  
RPIADJ CONF.  
RPIDIV. I ONLY  
DIV. I NON-CONF.4- 4  
4- 4160  
1600- 1  
0- 1348  
348258  
258329  
329329  
32930  
3030  
30

TOTALS

RPI 1-25

RPI 26-50

W-L RECORDS

RPI 51-100

RPI 101-150

RPI 150+

4- 4  
2- 2  
2- 2  
0- 00- 0  
0- 0  
0- 0  
0- 00- 0  
0- 0  
0- 0  
0- 0OVERALL  
HOME  
AWAY  
NEUTRAL0- 0  
0- 0  
0- 0  
0- 00- 0  
0- 0  
0- 0  
0- 04- 4  
2- 2  
2- 2  
0- 04- 4  
2- 2  
2- 2  
0- 00- 0  
0- 0  
0- 0  
0- 00- 0  
0- 0  
0- 0  
0- 0NON-CONFERENCE  
HOME  
AWAY  
NEUTRAL0- 0  
0- 0  
0- 0  
0- 00- 0  
0- 0  
0- 0  
0- 04- 4  
2- 2  
2- 2  
0- 00- 0  
0- 0  
0- 0  
0- 00- 0  
0- 0  
0- 0  
0- 00- 0  
0- 0  
0- 0  
0- 0CONFERENCE  
HOME  
AWAY  
NEUTRAL0- 0  
0- 0  
0- 0  
0- 00- 0  
0- 0  
0- 0  
0- 00- 0  
0- 0  
0- 0  
0- 0

RPI 1-25

RPI 26-50

RPI 51-100

RPI 101+

Team's RPI: 329

RPI S Opponent Score

RPI S Opponent Score

RPI S Opponent Score

RPI S Opponent Score

196 H Texas Southern 55 69

201 A Massachusetts 70 74

208 H Prairie View 57 50

269 A UTSA 58 61

313 A A&amp;M-Corpus Christi 70 57

313 H A&amp;M-Corpus Christi 49 59

332 A Canisius 57 53

344 H Louisiana 75 60

LAST 12 Division I GAMES:

208	H	Prairie View	57	50	196	H	Texas Southern	55	69
201	A	Massachusetts	70	74	313	A	A&M-Corpus Christi	70	57
332	A	Canisius	57	53	344	H	Louisiana	75	60
269	A	UTSA	58	61					
313	H	A&M-Corpus Christi	49	59					

U  
T  
R  
G  
VU  
T  
R  
G  
V

Non-Div I Games: Texas Lutheran 82 38 UNKNOWN 74 43

UTRGV

Loss, Non-Conf, S Site, H Home A Away N Neutral



Average RPI	Win:	252	WON-LOST	WINNING	LAST 10	STRENGTH OF	OPP. STRENGTH	TEAM	ADJ.	CONF.	ADJ CONF.
Average RPI	Loss:	123	RECORD	PCT. RANK	GAMES	SCHEDULE	OF SCHEDULE	RPI	RPI	RPI	RPI
DIV. I ONLY		3- 6		238	1- 0	165	203	269	269	18	18
DIV. I NON-CONF.		3- 6		238	1- 0	165	203	269	269	18	18
-----											
TOTALS	RPI 1-25		RPI 26-50		W-L RECORDS	RPI 51-100		RPI 101-150		RPI 150+	
3- 6	0- 0		0- 1		OVERALL	0- 1		0- 2		3- 2	
3- 3	0- 0		0- 1		HOME	0- 0		0- 1		3- 1	
0- 2	0- 0		0- 0		AWAY	0- 1		0- 1		0- 0	
0- 1	0- 0		0- 0		NEUTRAL	0- 0		0- 0		0- 1	
3- 6	0- 0		0- 1		NON-CONFERENCE	0- 1		0- 2		3- 2	
3- 3	0- 0		0- 1		HOME	0- 0		0- 1		3- 1	
0- 2	0- 0		0- 0		AWAY	0- 1		0- 1		0- 0	
0- 1	0- 0		0- 0		NEUTRAL	0- 0		0- 0		0- 1	
0- 0	0- 0		0- 0		CONFERENCE	0- 0		0- 0		0- 0	
0- 0	0- 0		0- 0		HOME	0- 0		0- 0		0- 0	
0- 0	0- 0		0- 0		AWAY	0- 0		0- 0		0- 0	
0- 0	0- 0		0- 0		NEUTRAL	0- 0		0- 0		0- 0	

RPI	S	Opponent	Score	RPI	S	Opponent	Score	RPI	S	Opponent	Score	RPI	S	Opponent	Score	Team's RPI: 269
38	H	IUPUI	50 58	54	A	Texas	54 98	102	A	Seton Hall	53 84	106	H	Utah St.	56 62	
								163	H	Texas St.	60 68	171	H	San Diego	87 77	
								257	H	Weber St.	66 59	277	N	UMBC	58 72	
								329	H	UTRGV	61 58					
LAST 12 Division I GAMES:																
171	H	San Diego	87 77	106	H	Utah St.	56 62									
102	A	Seton Hall	53 84	54	A	Texas	54 98									
277	N	UMBC	58 72	257	H	Weber St.	66 59									
				38	H	IUPUI	50 58									
				163	H	Texas St.	60 68									
				329	H	UTRGV	61 58									

Non-Div I Games: Concordia (TX) 78 51

UTSA

# U t a h

Utah

Utah

Average RPI Win: 253

Average RPI Loss: 46

WON-LOST  
RECORDWINNING  
PCT. RANKLAST 10  
GAMESSTRENGTH OF  
SCHEDULEOPP. STRENGTH  
OF SCHEDULETEAM  
RPIADJ.  
RPICONF.  
RPIADJ CONF.  
RPIDIV. I ONLY  
DIV. I NON-CONF.4- 5  
4- 5191  
1911- 0  
1- 049  
49144  
144106  
106106  
1069  
99  
9

TOTALS

RPI 1-25

RPI 26-50

W-L RECORDS

RPI 51-100

RPI 101-150

RPI 150+

4- 5 0- 1  
1- 2 0- 1  
3- 1 0- 0  
0- 2 0- 00- 1  
0- 0  
0- 0  
0- 1OVERALL  
HOME  
AWAY  
NEUTRAL0- 3  
0- 1  
0- 1  
0- 10- 0  
0- 0  
0- 0  
0- 04- 0  
1- 0  
3- 0  
0- 04- 5 0- 1  
1- 2 0- 1  
3- 1 0- 0  
0- 2 0- 00- 1  
0- 0  
0- 0  
0- 1NON-CONFERENCE  
HOME  
AWAY  
NEUTRAL0- 3  
0- 1  
0- 1  
0- 10- 0  
0- 0  
0- 0  
0- 04- 0  
1- 0  
3- 0  
0- 00- 0 0- 0  
0- 0 0- 0  
0- 0 0- 0  
0- 0 0- 00- 0  
0- 0  
0- 0  
0- 0CONFERENCE  
HOME  
AWAY  
NEUTRAL0- 0  
0- 0  
0- 0  
0- 00- 0  
0- 0  
0- 0  
0- 00- 0  
0- 0  
0- 0  
0- 0

RPI 1-25

RPI 26-50

RPI 51-100

RPI 101+

Team's RPI: 106

RPI S Opponent Score  
6 H Oregon 58 88RPI S Opponent Score  
26 N Colorado 68 78RPI S Opponent Score  
51 N Southern California 46 55  
74 H BYU 57 62  
75 A Portland 54 61RPI S Opponent Score  
168 A Washington St. 72 61  
269 A UTSA 62 56  
282 A North Texas 57 41  
292 H Utah Valley 67 62

LAST 12 Division I GAMES:

282 A North Texas 57 41  
269 A UTSA 62 56  
75 A Portland 54 61  
26 N Colorado 68 78  
51 N Southern California 46 55  
74 H BYU 57 62292 H Utah Valley 67 62  
6 H Oregon 58 88  
168 A Washington St. 72 61

Non-Div I Games:

Northern N.M.

106 35

Utah St.

Average RPI Win: 273

Average RPI Loss: 107

WON-LOST  
RECORDWINNING  
PCT. RANKLAST 10  
GAMESSTRENGTH OF  
SCHEDULEOPP. STRENGTH  
OF SCHEDULETEAM  
RPIADJ.  
RPICONF.  
RPIADJ CONF.  
RPIDIV. I ONLY  
DIV. I NON-CONF.1- 6  
1- 6301  
3010- 1  
0- 1163  
163105  
105292  
292292  
29230  
3030  
30

TOTALS

RPI 1-25

RPI 26-50

W-L RECORDS

RPI 51-100

RPI 101-150

RPI 150+

1- 6

0- 0

0- 0

OVERALL

0- 4

0- 1

1- 1

1- 2

0- 0

0- 0

HOME

0- 2

0- 0

1- 0

0- 4

0- 0

0- 0

AWAY

0- 2

0- 1

0- 1

0- 0

0- 0

0- 0

NEUTRAL

0- 0

0- 0

0- 0

1- 6

0- 0

0- 0

NON-CONFERENCE

0- 4

0- 1

1- 1

1- 2

0- 0

0- 0

HOME

0- 2

0- 0

1- 0

0- 4

0- 0

0- 0

AWAY

0- 2

0- 1

0- 1

0- 0

0- 0

0- 0

NEUTRAL

0- 0

0- 0

0- 0

0- 0

0- 0

0- 0

CONFERENCE

0- 0

0- 0

0- 0

0- 0

0- 0

0- 0

HOME

0- 0

0- 0

0- 0

0- 0

0- 0

0- 0

AWAY

0- 0

0- 0

0- 0

0- 0

0- 0

0- 0

NEUTRAL

0- 0

0- 0

0- 0

RPI 1-25

RPI 26-50

RPI 51-100

RPI 101+



Team's RPI: 292



RPI S Opponent Score



RPI S Opponent Score



RPI S Opponent Score



RPI S Opponent Score



67  Idaho St. 68  80


74  BYU 51  77

75  Portland 60  65



97  Utah 47  85



106  Utah St. 62  67


224  Southern Utah 59  60



273  UC Santa Barbara 63 54



LAST 12 Division I GAMES:



74  BYU 51  77



75  Portland 60  65

273  UC Santa Barbara 63 54

106  Utah St. 62  67

67  Idaho St. 68  80

224  Southern Utah 59  60

97  Utah 47  85

Non-Div I Games:

Ottawa (AZ)





90 61

La Verne

86 79

Arizona Christian 76 68

Utah Valley

 Loss,  Non-Conf, S Site,  Home  Away N Neutral

Average RPI Win:	206	WON-LOST	WINNING	LAST 10	STRENGTH OF	OPP. STRENGTH	TEAM	ADJ.	CONF.	ADJ CONF.
Average RPI Loss:	62	RECORD	PCT. RANK	GAMES	SCHEDULE	OF SCHEDULE	RPI	RPI	RPI	RPI
DIV. I ONLY	6- 4	123	0- 1	122	118	72	72	16	16	
DIV. I NON-CONF.	6- 4	123	0- 1	122	118	72	72	16	16	
-----										
TOTALS	RPI 1-25	RPI 26-50	W-L RECORDS	RPI 51-100	RPI 101-150	RPI 150+				
6- 4	0- 1	0- 2	OVERALL	1- 0	0- 1	5- 0				
3- 0	0- 0	0- 0	HOME	1- 0	0- 0	2- 0				
2- 3	0- 1	0- 1	AWAY	0- 0	0- 1	2- 0				
1- 1	0- 0	0- 1	NEUTRAL	0- 0	0- 0	1- 0				
6- 4	0- 1	0- 2	NON-CONFERENCE	1- 0	0- 1	5- 0				
3- 0	0- 0	0- 0	HOME	1- 0	0- 0	2- 0				
2- 3	0- 1	0- 1	AWAY	0- 0	0- 1	2- 0				
1- 1	0- 0	0- 1	NEUTRAL	0- 0	0- 0	1- 0				
0- 0	0- 0	0- 0	CONFERENCE	0- 0	0- 0	0- 0				
0- 0	0- 0	0- 0	HOME	0- 0	0- 0	0- 0				
0- 0	0- 0	0- 0	AWAY	0- 0	0- 0	0- 0				
0- 0	0- 0	0- 0	NEUTRAL	0- 0	0- 0	0- 0				

RPI	S	Opponent	Score	RPI	S	Opponent	Score	RPI	S	Opponent	Score	RPI	S	Opponent	Score
23	A	Old Dominion	57 60	38	N	IUPUI	61 63	99	H	Wake Forest	53 40	146	A	Cincinnati	54 66
				39	A	North Carolina	47 59					170	A	William & Mary	72 55
												177	A	Georgetown	47 45
												182	H	UNCW	58 47
												257	N	Weber St.	64 36
												349	H	Longwood	84 55
LAST 12 Division I GAMES:															
23	A	Old Dominion	57 60	182	H	UNCW	58 47	38	N	IUPUI	61 63	257	N	Weber St.	64 36
146	A	Cincinnati	54 66	39	A	North Carolina	47 59	99	H	Wake Forest	53 40	349	H	Longwood	84 55
177	A	Georgetown	47 45												
170	A	William & Mary	72 55												

Non-Div I Games:

VCU

Average RPI Win:	289	WON-LOST	WINNING	LAST 10	STRENGTH OF	OPP. STRENGTH	TEAM	ADJ.	CONF.	ADJ CONF.
Average RPI Loss:	181	RECORD	PCT. RANK	GAMES	SCHEDULE	OF SCHEDULE	RPI	RPI	RPI	RPI
DIV. I ONLY	3- 7	254	0- 1	280	286	306	306	15	15	
DIV. I NON-CONF.	3- 7	254	0- 1	280	286	306	306	15	15	
-----										
TOTALS	RPI 1-25	RPI 26-50	W-L RECORDS	RPI 51-100	RPI 101-150	RPI 150+				
3- 7	0- 0	0- 0	OVERALL	0- 1	0- 1	3- 5				
1- 4	0- 0	0- 0	HOME	0- 1	0- 0	1- 3				
1- 3	0- 0	0- 0	AWAY	0- 0	0- 1	1- 2				
1- 0	0- 0	0- 0	NEUTRAL	0- 0	0- 0	1- 0				
3- 7	0- 0	0- 0	NON-CONFERENCE	0- 1	0- 1	3- 5				
1- 4	0- 0	0- 0	HOME	0- 1	0- 0	1- 3				
1- 3	0- 0	0- 0	AWAY	0- 0	0- 1	1- 2				
1- 0	0- 0	0- 0	NEUTRAL	0- 0	0- 0	1- 0				
0- 0	0- 0	0- 0	CONFERENCE	0- 0	0- 0	0- 0				
0- 0	0- 0	0- 0	HOME	0- 0	0- 0	0- 0				
0- 0	0- 0	0- 0	AWAY	0- 0	0- 0	0- 0				
0- 0	0- 0	0- 0	NEUTRAL	0- 0	0- 0	0- 0				

RPI 1-25				RPI 26-50				RPI 51-100				RPI 101+				Team's RPI: 306	
RPI	S	Opponent	Score	RPI	S	Opponent	Score	RPI	S	Opponent	Score	RPI	S	Opponent	Score		
								77	H	Toledo	59	65	130	A	Illinois	54	73
												156	H	Miami (OH)	47	68	
												176	A	Morehead St.	62	68	
												184	H	North Dakota	56	62	
												236	A	UIC	65	75	
												238	H	Eastern Ill.	62	60	
												288	N	St. Francis Brooklyn	78	76	
												308	H	North Dakota St.	48	51	
												340	A	Chicago St.	76	70	
-----																	
LAST 12 Division I GAMES:																	
308	H	North Dakota St.	48	51	288	N	St. Francis Brooklyn	78	76	176	A	Morehead St.	62	68			
156	H	Miami (OH)	47	68						130	A	Illinois	54	73			
238	H	Eastern Ill.	62	60						184	H	North Dakota	56	62			
340	A	Chicago St.	76	70						236	A	UIC	65	75			
77	H	Toledo	59	65													

Non-Div I Games:

Valparaiso

Average RPI	Win: 311	WON-LOST RECORD	WINNING PCT. RANK	LAST 10 GAMES	STRENGTH OF SCHEDULE	OPP. STRENGTH OF SCHEDULE	TEAM RPI	ADJ. RPI	CONF. RPI	ADJ CONF. RPI
Average RPI	Loss: 55									
DIV. I ONLY		4- 6	212	0- 1	62	209	166	166	5	5
DIV. I NON-CONF.		4- 6	212	0- 1	62	209	166	166	5	5
-----										
TOTALS	RPI 1-25		RPI 26-50		W-L RECORDS		RPI 51-100		RPI 101-150	RPI 150+
4- 6	0- 2		0- 1		OVERALL		0- 2		0- 1	4- 0
3- 2	0- 0		0- 1		HOME		0- 0		0- 1	3- 0
1- 3	0- 1		0- 0		AWAY		0- 2		0- 0	1- 0
0- 1	0- 1		0- 0		NEUTRAL		0- 0		0- 0	0- 0
4- 6	0- 2		0- 1		NON-CONFERENCE		0- 2		0- 1	4- 0
3- 2	0- 0		0- 1		HOME		0- 0		0- 1	3- 0
1- 3	0- 1		0- 0		AWAY		0- 2		0- 0	1- 0
0- 1	0- 1		0- 0		NEUTRAL		0- 0		0- 0	0- 0
0- 0	0- 0		0- 0		CONFERENCE		0- 0		0- 0	0- 0
0- 0	0- 0		0- 0		HOME		0- 0		0- 0	0- 0
0- 0	0- 0		0- 0		AWAY		0- 0		0- 0	0- 0
0- 0	0- 0		0- 0		NEUTRAL		0- 0		0- 0	0- 0

RPI 1-25				RPI 26-50				RPI 51-100				RPI 101+ Team's RPI: 166			
RPI	S	Opponent	Score	RPI	S	Opponent	Score	RPI	S	Opponent	Score	RPI	S	Opponent	Score
2	N	UConn	42 80	46	H	Central Mich.	57 66	58	A	Middle Tenn.	58 65	125	H	North Ala.	71 74
3	A	NC State	54 74					94	A	Kansas St.	61 72	262	A	Ball St.	60 43
												304	H	Tennessee St.	89 63
												334	H	Presbyterian	78 43
												345	H	Austin Peay	99 70
-----															
LAST 12 Division I GAMES:															
262	A	Ball St.	60 43	46	H	Central Mich.	57 66	345	H	Austin Peay	99 70				
94	A	Kansas St.	61 72					58	A	Middle Tenn.	58 65				
334	H	Presbyterian	78 43					125	H	North Ala.	71 74				
304	H	Tennessee St.	89 63												
2	N	UConn	42 80												
3	A	NC State	54 74												

Non-Div I Games:

Vanderbilt

Average RPI Win:	293	WON-LOST	WINNING	LAST 10	STRENGTH OF	OPP. STRENGTH	TEAM	ADJ.	CONF.	ADJ CONF.
Average RPI Loss:	174	RECORD	PCT. RANK	GAMES	SCHEDULE	OF SCHEDULE	RPI	RPI	RPI	RPI

DIV. I ONLY	3- 5	224	0- 1	224	308	293	293	23	23
DIV. I NON-CONF.	3- 5	224	0- 1	224	308	293	293	23	23
TOTALS	RPI 1-25	RPI 26-50	W-L RECORDS	RPI 51-100	RPI 101-150	RPI 150+			
3- 5	0- 0	0- 0	OVERALL	0- 0	0- 3	3- 2			
2- 5	0- 0	0- 0	HOME	0- 0	0- 3	2- 2			
1- 0	0- 0	0- 0	AWAY	0- 0	0- 0	1- 0			
0- 0	0- 0	0- 0	NEUTRAL	0- 0	0- 0	0- 0			
3- 5	0- 0	0- 0	NON-CONFERENCE	0- 0	0- 3	3- 2			
2- 5	0- 0	0- 0	HOME	0- 0	0- 3	2- 2			
1- 0	0- 0	0- 0	AWAY	0- 0	0- 0	1- 0			
0- 0	0- 0	0- 0	NEUTRAL	0- 0	0- 0	0- 0			
0- 0	0- 0	0- 0	CONFERENCE	0- 0	0- 0	0- 0			
0- 0	0- 0	0- 0	HOME	0- 0	0- 0	0- 0			
0- 0	0- 0	0- 0	AWAY	0- 0	0- 0	0- 0			
0- 0	0- 0	0- 0	NEUTRAL	0- 0	0- 0	0- 0			

RPI 1-25				RPI 26-50				RPI 51-100				RPI 101+				Team's RPI: 293	
RPI	S	Opponent	Score	RPI	S	Opponent	Score	RPI	S	Opponent	Score	RPI	S	Opponent	Score		
												124	H	Yal e	55	58	
												142	H	Drexel	44	60	
												149	H	Rhode I sl and	58	61	
												204	H	Hol y Cross	40	65	
												228	H	Ri der	54	49	
												250	H	Dartmouth	42	66	
												325	A	NJIT	71	63	
												326	H	Wagner	56	54	
LAST 12 Division I GAMES:																	
				204	H	Hol y Cross	40	65				142	H	Drexel	44	60	
				326	H	Wagner	56	54				124	H	Yal e	55	58	
				149	H	Rhode I sl and	58	61				325	A	NJIT	71	63	
				250	H	Dartmouth	42	66									
				228	H	Ri der	54	49									

Non-Div I Games: Norwich 78 28

Vermont



Average RPI	Win: 196	WON-LOST	WINNING	LAST 10	STRENGTH OF	OPP. STRENGTH	TEAM	ADJ.	CONF.	ADJ CONF.
Average RPI	Loss: 28	RECORD	PCT. RANK	GAMES	SCHEDULE	OF SCHEDULE	RPI	RPI	RPI	RPI
DIV. I ONLY	8- 2	43	1- 0	114	104	34	34	4	4	
DIV. I NON-CONF.	8- 2	43	1- 0	114	104	34	34	4	4	
-----										
TOTALS	RPI 1-25	RPI 26-50	W-L RECORDS	RPI 51-100	RPI 101-150	RPI 150+				
8- 2	0- 1	0- 1	OVERALL	0- 0	4- 0	4- 0				
5- 0	0- 0	0- 0	HOME	0- 0	3- 0	2- 0				
3- 1	0- 1	0- 0	AWAY	0- 0	1- 0	2- 0				
0- 1	0- 0	0- 1	NEUTRAL	0- 0	0- 0	0- 0				
8- 2	0- 1	0- 1	NON-CONFERENCE	0- 0	4- 0	4- 0				
5- 0	0- 0	0- 0	HOME	0- 0	3- 0	2- 0				
3- 1	0- 1	0- 0	AWAY	0- 0	1- 0	2- 0				
0- 1	0- 0	0- 1	NEUTRAL	0- 0	0- 0	0- 0				
0- 0	0- 0	0- 0	CONFERENCE	0- 0	0- 0	0- 0				
0- 0	0- 0	0- 0	HOME	0- 0	0- 0	0- 0				
0- 0	0- 0	0- 0	AWAY	0- 0	0- 0	0- 0				
0- 0	0- 0	0- 0	NEUTRAL	0- 0	0- 0	0- 0				

RPI 1-25	RPI 26-50	Team's RPI: 34	RPI 51-100	RPI 101+
RPI S Opponent Score	RPI S Opponent Score		RPI S Opponent Score	RPI S Opponent Score
22 A UCF 56 71	33 N Virginia Tech 59 61			123 H Hartford 59 41
				133 H Princeton 67 46
				134 H Georgia 62 56
				138 A Lehigh 70 48
				216 A George Washington 60 45
				227 H Temple 76 68
				296 H La Salle 81 68
				302 A Saint Joseph's 47 35
LAST 12 Division I GAMES:				
134 H Georgia 62 56	227 H Temple 76 68			
296 H La Salle 81 68	216 A George Washington 60 45			
138 A Lehigh 70 48	302 A Saint Joseph's 47 35			
123 H Hartford 59 41	133 H Princeton 67 46			
	22 A UCF 56 71			
	33 N Virginia Tech 59 61			

Non-Div I Games:

Villanova

Average RPI	Win:	189	WON-LOST	WINNING	LAST 10	STRENGTH OF	OPP. STRENGTH	TEAM	ADJ.	CONF.	ADJ CONF.
Average RPI	Loss:	72	RECORD	PCT. RANK	GAMES	SCHEDULE	OF SCHEDULE	RPI	RPI	RPI	RPI
DIV. I ONLY			4- 6	212	0- 1	56	99	159	159	1	1
DIV. I NON-CONF.			4- 6	212	0- 1	56	99	159	159	1	1
-----											
TOTALS	RPI 1-25		RPI 26-50		W-L RECORDS	RPI 51-100		RPI 101-150		RPI 150+	
4- 6	1- 2		0- 2		OVERALL	0- 0		1- 1		2- 1	
3- 4	0- 1		0- 1		HOME	0- 0		1- 1		2- 1	
1- 2	1- 1		0- 1		AWAY	0- 0		0- 0		0- 0	
0- 0	0- 0		0- 0		NEUTRAL	0- 0		0- 0		0- 0	
4- 6	1- 2		0- 2		NON-CONFERENCE	0- 0		1- 1		2- 1	
3- 4	0- 1		0- 1		HOME	0- 0		1- 1		2- 1	
1- 2	1- 1		0- 1		AWAY	0- 0		0- 0		0- 0	
0- 0	0- 0		0- 0		NEUTRAL	0- 0		0- 0		0- 0	
0- 0	0- 0		0- 0		CONFERENCE	0- 0		0- 0		0- 0	
0- 0	0- 0		0- 0		HOME	0- 0		0- 0		0- 0	
0- 0	0- 0		0- 0		AWAY	0- 0		0- 0		0- 0	
0- 0	0- 0		0- 0		NEUTRAL	0- 0		0- 0		0- 0	

RPI	S	Opponent	Score	RPI	S	Opponent	Score	RPI	S	Opponent	Score	RPI	S	Opponent	Score	Team's RPI: 159
11	A	Kentucky	51 63	27	A	Michigan St.	66 91					131	H	Radford	44 57	
18	H	Mississippi St.	44 72	46	H	Central Mich.	61 74					150	H	American	57 54	
23	A	Old Dominion	73 67									200	H	Saint Louis	65 67	
												258	H	Coppin St.	55 41	
												324	H	N. C. A&T	67 57	
-----																
LAST 12 Division I GAMES:																
131	H	Radford	44 57	27	A	Michigan St.	66 91					200	H	Saint Louis	65 67	
150	H	American	57 54	46	H	Central Mich.	61 74					324	H	N. C. A&T	67 57	
258	H	Coppin St.	55 41									23	A	Old Dominion	73 67	
18	H	Mississippi St.	44 72									11	A	Kentucky	51 63	

Non-Div I Games:

Virginia

Average RPI	Win:	181	WON-LOST	WINNING	LAST 10	STRENGTH OF	OPP. STRENGTH	TEAM	ADJ.	CONF.	ADJ CONF.
Average RPI	Loss:	0	RECORD	PCT. RANK	GAMES	SCHEDULE	OF SCHEDULE	RPI	RPI	RPI	RPI
DIV. I ONLY		10- 0		1	1- 0	235	108	33	33	1	1
DIV. I NON-CONF.		10- 0		1	1- 0	235	108	33	33	1	1
-----											
TOTALS	RPI 1-25		RPI 26-50		W-L RECORDS	RPI 51-100		RPI 101-150		RPI 150+	
10- 0	0- 0		1- 0		OVERALL	1- 0		3- 0		5- 0	
7- 0	0- 0		0- 0		HOME	1- 0		3- 0		3- 0	
1- 0	0- 0		0- 0		AWAY	0- 0		0- 0		1- 0	
2- 0	0- 0		1- 0		NEUTRAL	0- 0		0- 0		1- 0	
10- 0	0- 0		1- 0		NON-CONFERENCE	1- 0		3- 0		5- 0	
7- 0	0- 0		0- 0		HOME	1- 0		3- 0		3- 0	
1- 0	0- 0		0- 0		AWAY	0- 0		0- 0		1- 0	
2- 0	0- 0		1- 0		NEUTRAL	0- 0		0- 0		1- 0	
0- 0	0- 0		0- 0		CONFERENCE	0- 0		0- 0		0- 0	
0- 0	0- 0		0- 0		HOME	0- 0		0- 0		0- 0	
0- 0	0- 0		0- 0		AWAY	0- 0		0- 0		0- 0	
0- 0	0- 0		0- 0		NEUTRAL	0- 0		0- 0		0- 0	

RPI	S	Opponent	Score	RPI	S	Opponent	Score	RPI	S	Opponent	Score	RPI	S	Opponent	Score
				34	N	Villanova	61 59	61	H	Rutgers	67 51	118	H	Chattanooga	74 59
												131	H	Radford	55 44
												132	H	Mt. St. Mary's	83 51
												189	H	Monmouth	82 49
												242	H	Ga. Southern	78 49
												286	N	Richmond	85 57
												301	H	USC Upstate	96 45
												311	A	Liberty	72 61
-----															
LAST 12 Division I GAMES:															
132	H	Mt. St. Mary's	83 51	118	H	Chattanooga	74 59	189	H	Monmouth	82 49	311	A	Liberty	72 61
131	H	Radford	55 44	242	H	Ga. Southern	78 49	301	H	USC Upstate	96 45				
61	H	Rutgers	67 51												
286	N	Richmond	85 57												
34	N	Villanova	61 59												

Non-Div I Games:

Virginia Tech

Average RPI Win: 349

Average RPI Loss: 217

WON-LOST  
RECORDWINNING  
PCT. RANKLAST 10  
GAMESSTRENGTH OF  
SCHEDULEOPP. STRENGTH  
OF SCHEDULETEAM  
RPIADJ.  
RPICONF.  
RPIADJ CONF.  
RPIDIV. I ONLY  
DIV. I NON-CONF.1- 9  
1- 9326  
3260- 1  
0- 1227  
227343  
343326  
326326  
32631  
3131  
31

TOTALS

RPI 1-25

RPI 26-50

W-L RECORDS

RPI 51-100

RPI 101-150

RPI 150+

1- 9  
0- 3  
1- 5  
0- 10- 0  
0- 0  
0- 0  
0- 00- 0  
0- 0  
0- 0  
0- 0OVERALL  
HOME  
AWAY  
NEUTRAL0- 0  
0- 0  
0- 0  
0- 00- 3  
0- 1  
0- 2  
0- 01- 6  
0- 2  
1- 3  
0- 11- 9  
0- 3  
1- 5  
0- 10- 0  
0- 0  
0- 0  
0- 00- 0  
0- 0  
0- 0  
0- 0NON-CONFERENCE  
HOME  
AWAY  
NEUTRAL0- 0  
0- 0  
0- 0  
0- 00- 3  
0- 1  
0- 2  
0- 01- 6  
0- 2  
1- 3  
0- 10- 0  
0- 0  
0- 0  
0- 00- 0  
0- 0  
0- 0  
0- 00- 0  
0- 0  
0- 0  
0- 0CONFERENCE  
HOME  
AWAY  
NEUTRAL0- 0  
0- 0  
0- 0  
0- 00- 0  
0- 0  
0- 0  
0- 00- 0  
0- 0  
0- 0  
0- 0

RPI 1-25

RPI 26-50

RPI 51-100

RPI 101+

Team's RPI: 326

RPI S Opponent Score

RPI S Opponent Score

RPI S Opponent Score

RPI S Opponent Score

102	A	Seton Hall	40	95
108	A	Stony Brook	45	70
124	H	Yale	41	74
154	A	Fordham	59	80
261	N	Siena	71	74
281	A	Saint Peter's	57	69
293	A	Vermont	54	56
305	H	Army West Point	46	61
321	H	Lafayette	43	66
349	A	Longwood	86	60

LAST 12 Division I GAMES:

108	A	Stony Brook	45	70	261	N	Siena	71	74
305	H	Army West Point	46	61	349	A	Longwood	86	60
281	A	Saint Peter's	57	69	154	A	Fordham	59	80
124	H	Yale	41	74	102	A	Seton Hall	40	95
293	A	Vermont	54	56					
321	H	Lafayette	43	66					

W  
a  
g  
n  
e  
rW  
a  
g  
n  
e  
r

Non-Div I Games:

Wagner

Average RPI	Win: 184	WON-LOST	WINNING	LAST 10	STRENGTH OF	OPP. STRENGTH	TEAM	ADJ.	CONF.	ADJ CONF.
Average RPI	Loss: 90	RECORD	PCT. RANK	GAMES	SCHEDULE	OF SCHEDULE	RPI	RPI	RPI	RPI
DIV. I ONLY	6- 4	123	1- 0	55	191	99	99	1	1	
DIV. I NON-CONF.	6- 4	123	1- 0	55	191	99	99	1	1	
-----										
TOTALS	RPI 1-25	RPI 26-50	W-L RECORDS	RPI 51-100	RPI 101-150	RPI 150+				
6- 4	0- 1	0- 0	OVERALL	2- 2	1- 0	3- 1				
5- 2	0- 1	0- 0	HOME	1- 1	1- 0	3- 0				
1- 2	0- 0	0- 0	AWAY	1- 1	0- 0	0- 1				
0- 0	0- 0	0- 0	NEUTRAL	0- 0	0- 0	0- 0				
6- 4	0- 1	0- 0	NON-CONFERENCE	2- 2	1- 0	3- 1				
5- 2	0- 1	0- 0	HOME	1- 1	1- 0	3- 0				
1- 2	0- 0	0- 0	AWAY	1- 1	0- 0	0- 1				
0- 0	0- 0	0- 0	NEUTRAL	0- 0	0- 0	0- 0				
0- 0	0- 0	0- 0	CONFERENCE	0- 0	0- 0	0- 0				
0- 0	0- 0	0- 0	HOME	0- 0	0- 0	0- 0				
0- 0	0- 0	0- 0	AWAY	0- 0	0- 0	0- 0				
0- 0	0- 0	0- 0	NEUTRAL	0- 0	0- 0	0- 0				

RPI 1-25				RPI 26-50				RPI 51-100 Team's RPI: 99				RPI 101+			
RPI	S	Opponent	Score	RPI	S	Opponent	Score	RPI	S	Opponent	Score	RPI	S	Opponent	Score
16	H	Indiana	73 87					71	H	Xavier	50 62	144	H	Mercer	69 54
								72	A	VCU	40 53	198	H	Towson	60 53
								73	A	Charlotte	69 43	199	A	East Carolina	61 70
								83	H	St. John's (NY)	64 59	286	H	Richmond	62 48
												319	H	UMES	78 67
LAST 12 Division I GAMES:															
16	H	Indiana	73 87	319	H	UMES	78 67								
199	A	East Carolina	61 70	73	A	Charlotte	69 43								
71	H	Xavier	50 62	83	H	St. John's (NY)	64 59								
72	A	VCU	40 53	198	H	Towson	60 53								
286	H	Richmond	62 48												
144	H	Mercer	69 54												

Non-Div I Games:

Wake Forest

Average RPI Win: 137		WON-LOST	WINNING	LAST 10	STRENGTH OF	OPP. STRENGTH	TEAM	ADJ.	CONF.	ADJ CONF.
Average RPI Loss: 87		RECORD	PCT. RANK	GAMES	SCHEDULE	OF SCHEDULE	RPI	RPI	RPI	RPI
DIV. I ONLY		7- 4	104	0- 1	58	110	63	63	2	2
DIV. I NON-CONF.		7- 4	104	0- 1	58	110	63	63	2	2
-----										
TOTALS		RPI 1-25		RPI 26-50	W-L RECORDS		RPI 51-100	RPI 101-150	RPI 150+	
7- 4		0- 0		1- 1	OVERALL		2- 2	1- 0	3- 1	
5- 1		0- 0		0- 0	HOME		2- 1	1- 0	2- 0	
1- 1		0- 0		0- 1	AWAY		0- 0	0- 0	1- 0	
1- 2		0- 0		1- 0	NEUTRAL		0- 1	0- 0	0- 1	
7- 4		0- 0		1- 1	NON-CONFERENCE		2- 2	1- 0	3- 1	
5- 1		0- 0		0- 0	HOME		2- 1	1- 0	2- 0	
1- 1		0- 0		0- 1	AWAY		0- 0	0- 0	1- 0	
1- 2		0- 0		1- 0	NEUTRAL		0- 1	0- 0	0- 1	
0- 0		0- 0		0- 0	CONFERENCE		0- 0	0- 0	0- 0	
0- 0		0- 0		0- 0	HOME		0- 0	0- 0	0- 0	
0- 0		0- 0		0- 0	AWAY		0- 0	0- 0	0- 0	
0- 0		0- 0		0- 0	NEUTRAL		0- 0	0- 0	0- 0	

RPI 1-25				RPI 26-50				RPI 51-100				RPI 101+			
RPI	S	Opponent	Score	RPI	S	Opponent	Score	RPI	S	Opponent	Score	RPI	S	Opponent	Score
				37	A	Tulane	51 63	65	N	Michigan	73 80	139	H	Northern Ariz.	81 59
				45	N	Duke	71 64	76	H	Ohio St.	69 59	154	N	Fordham	57 65
								84	H	Montana	69 54	155	H	George Mason	81 52
								90	H	Boise St.	69 73	209	H	Cal St. Fullerton	83 74
												252	A	Seattle U	69 58
LAST 12 Division I GAMES:															
				155	H	George Mason	81 52	90	H	Boise St.	69 73				
				252	A	Seattle U	69 58	65	N	Michigan	73 80				
				45	N	Duke	71 64	154	N	Fordham	57 65				
				37	A	Tulane	51 63	84	H	Montana	69 54				
				139	H	Northern Ariz.	81 59	76	H	Ohio St.	69 59				
				209	H	Cal St. Fullerton	83 74								

Non-Div I Games:

Washington

Average RPI Win: 158		WON-LOST		WINNING		LAST 10		STRENGTH OF		OPP. STRENGTH		TEAM		ADJ.		CONF.		ADJ CONF.	
Average RPI Loss: 79		RECORD		PCT. RANK		GAMES		SCHEDULE		OF SCHEDULE		RPI		RPI		RPI		RPI	
DIV. I ONLY		4- 5		191		1- 0		75		107		168		168		2		2	
DIV. I NON-CONF.		4- 5		191		1- 0		75		107		168		168		2		2	
-----																			
TOTALS		RPI 1-25		RPI 26-50		W-L RECORDS		RPI 51-100		RPI 101-150		RPI 150+							
4- 5		0- 1		0- 1		OVERALL		1- 1		1- 2		2- 0							
3- 3		0- 0		0- 1		HOME		1- 1		1- 1		1- 0							
0- 2		0- 1		0- 0		AWAY		0- 0		0- 1		0- 0							
1- 0		0- 0		0- 0		NEUTRAL		0- 0		0- 0		1- 0							
4- 5		0- 1		0- 1		NON-CONFERENCE		1- 1		1- 2		2- 0							
3- 3		0- 0		0- 1		HOME		1- 1		1- 1		1- 0							
0- 2		0- 1		0- 0		AWAY		0- 0		0- 1		0- 0							
1- 0		0- 0		0- 0		NEUTRAL		0- 0		0- 0		1- 0							
0- 0		0- 0		0- 0		CONFERENCE		0- 0		0- 0		0- 0							
0- 0		0- 0		0- 0		HOME		0- 0		0- 0		0- 0							
0- 0		0- 0		0- 0		AWAY		0- 0		0- 0		0- 0							
0- 0		0- 0		0- 0		NEUTRAL		0- 0		0- 0		0- 0							

RPI 1-25				RPI 26-50				RPI 51-100				RPI 101+ Team's RPI: 168			
RPI	S	Opponent	Score	RPI	S	Opponent	Score	RPI	S	Opponent	Score	RPI	S	Opponent	Score
19	A	Gonzaga	53 76	43	H	Saint Mary's (CA)	64 70	90	H	Boise St.	95 71	106	H	Utah St.	61 72
								98	H	UC Davis	62 75	109	H	Nebraska	87 84
												129	A	CSUN	52 65
												180	N	Jacksonville St.	64 51
												251	H	San Francisco	91 61
LAST 12 Division I GAMES:															
109	H	Nebraska	87 84	180	N	Jacksonville St.	64 51	19	A	Gonzaga	53 76				
43	H	Saint Mary's (CA)	64 70	90	H	Boise St.	95 71								
106	H	Utah St.	61 72	251	H	San Francisco	91 61	129	A	CSUN	52 65				
				98	H	UC Davis	62 75								

Non-Div I Games:

Washington St.

Average RPI Win: 309

Average RPI Loss: 131

WON-LOST  
RECORDWINNING  
PCT. RANKLAST 10  
GAMESSTRENGTH OF  
SCHEDULEOPP. STRENGTH  
OF SCHEDULETEAM  
RPIADJ.  
RPICONF.  
RPIADJ CONF.  
RPIDIV. I ONLY  
DIV. I NON-CONF.2- 5  
2- 5262  
2620- 0  
0- 0213  
213226  
226257  
257257  
25711  
1111  
11

TOTALS

RPI 1-25

RPI 26-50

W-L RECORDS

RPI 51-100

RPI 101-150

RPI 150+

2- 5

0- 0

0- 0

OVERALL

0- 3

0- 1

2- 1

1- 1

0- 0

0- 0

HOME

0- 1

0- 0

1- 0

1- 3

0- 0

0- 0

AWAY

0- 1

0- 1

1- 1

0- 1

0- 0

0- 0

NEUTRAL

0- 1

0- 0

0- 0

2- 5

0- 0

0- 0

NON-CONFERENCE

0- 3

0- 1

2- 1

1- 1

0- 0

0- 0

HOME

0- 1

0- 0

1- 0

1- 3

0- 0

0- 0

AWAY

0- 1

0- 1

1- 1

0- 1

0- 0

0- 0

NEUTRAL

0- 1

0- 0

0- 0

0- 0

0- 0

0- 0

CONFERENCE

0- 0

0- 0

0- 0

0- 0

0- 0

0- 0

HOME

0- 0

0- 0

0- 0

0- 0

0- 0

0- 0

AWAY

0- 0

0- 0

0- 0

0- 0

0- 0

0- 0

NEUTRAL

0- 0

0- 0

0- 0

RPI 1-25

RPI 26-50

RPI 51-100

RPI 101+

Team's RPI: 257

RPI S Opponent Score

RPI S Opponent Score

RPI S Opponent Score

RPI S Opponent Score

72 N VCU 36 64

75 H Portland 73 89

97 A Utah 56 77

143 A Pepperdine 47 68

269 A UTSA 59 66

294 A Incarnate Word 72 64

323 H UTEP 68 63

LAST 12 Division I GAMES:

97 A Utah 56 77 269 A UTSA 59 66

143 A Pepperdine 47 68 72 N VCU 36 64

323 H UTEP 68 63 294 A Incarnate Word 72 64

75 H Portland 73 89

Non-Div I Games:

La Verne

105 43

Weber St.



Average RPI Win: 255		WON-LOST	WINNING	LAST 10	STRENGTH OF		OPP. STRENGTH	TEAM	ADJ.	CONF.	ADJ CONF.
Loss: 49		RECORD	PCT. RANK	GAMES	SCHEDULE		OF SCHEDULE	RPI	RPI	RPI	RPI
DIV. I ONLY		6- 2	67	1- 0	333		34	221	221	6	6
DIV. I NON-CONF.		6- 2	67	1- 0	333		34	221	221	6	6
TOTALS		RPI 1-25	RPI 26-50	W-L RECORDS		RPI 51-100	RPI 101-150	RPI 150+			
6- 2	0- 1	0- 0		OVERALL		0- 1	1- 0	5- 0			
4- 1	0- 0	0- 0		HOME		0- 1	0- 0	4- 0			
1- 0	0- 0	0- 0		AWAY		0- 0	1- 0	0- 0			
1- 1	0- 1	0- 0		NEUTRAL		0- 0	0- 0	1- 0			
6- 2	0- 1	0- 0		NON-CONFERENCE		0- 1	1- 0	5- 0			
4- 1	0- 0	0- 0		HOME		0- 1	0- 0	4- 0			
1- 0	0- 0	0- 0		AWAY		0- 0	1- 0	0- 0			
1- 1	0- 1	0- 0		NEUTRAL		0- 0	0- 0	1- 0			
0- 0	0- 0	0- 0		CONFERENCE		0- 0	0- 0	0- 0			
0- 0	0- 0	0- 0		HOME		0- 0	0- 0	0- 0			
0- 0	0- 0	0- 0		AWAY		0- 0	0- 0	0- 0			
0- 0	0- 0	0- 0		NEUTRAL		0- 0	0- 0	0- 0			

RPI 1-25				RPI 26-50				RPI 51-100				RPI 101+ Team's RPI: 221			
RPI	S	Opponent	Score	RPI	S	Opponent	Score	RPI	S	Opponent	Score	RPI	S	Opponent	Score
17	N	Iowa	81 84					80	H	Missouri	51 68	127	A	Pittsburgh	77 43
												258	H	Coppin St.	78 37
												268	H	Eastern Ky.	78 29
												268	N	Eastern Ky.	81 39
												285	H	Bryant	94 48
												325	H	NJIT	95 50
LAST 12 Division I GAMES:															
				127	A	Pittsburgh	77 43			268	N	Eastern Ky.	81 39		
				80	H	Missouri	51 68			268	H	Eastern Ky.	78 29		
				17	N	Iowa	81 84								
				285	H	Bryant	94 48								
				325	H	NJIT	95 50								
				258	H	Coppin St.	78 37								

### Non-Div I Games:

West Virginia

Average RPI Win:	301	WON-LOST	WINNING	LAST 10	STRENGTH OF	OPP. STRENGTH	TEAM	ADJ.	CONF.	ADJ CONF.
Average RPI Loss:	184	RECORD	PCT. RANK	GAMES	SCHEDULE	OF SCHEDULE	RPI	RPI	RPI	RPI
DIV. I ONLY	1- 8	319	1- 0	195	332	330	330	26	26	
DIV. I NON-CONF.	1- 8	319	1- 0	195	332	330	330	26	26	
-----										
TOTALS	RPI 1-25	RPI 26-50	W-L RECORDS	RPI 51-100	RPI 101-150	RPI 150+				
1- 8	0- 0	0- 0	OVERALL	0- 2	0- 1	1- 5				
1- 3	0- 0	0- 0	HOME	0- 0	0- 1	1- 2				
0- 5	0- 0	0- 0	AWAY	0- 2	0- 0	0- 3				
0- 0	0- 0	0- 0	NEUTRAL	0- 0	0- 0	0- 0				
1- 8	0- 0	0- 0	NON-CONFERENCE	0- 2	0- 1	1- 5				
1- 3	0- 0	0- 0	HOME	0- 0	0- 1	1- 2				
0- 5	0- 0	0- 0	AWAY	0- 2	0- 0	0- 3				
0- 0	0- 0	0- 0	NEUTRAL	0- 0	0- 0	0- 0				
0- 0	0- 0	0- 0	CONFERENCE	0- 0	0- 0	0- 0				
0- 0	0- 0	0- 0	HOME	0- 0	0- 0	0- 0				
0- 0	0- 0	0- 0	AWAY	0- 0	0- 0	0- 0				
0- 0	0- 0	0- 0	NEUTRAL	0- 0	0- 0	0- 0				

RPI 1-25				RPI 26-50				RPI 51-100				RPI 101+				Team's RPI: 330	
RPI	S	Opponent	Score	RPI	S	Opponent	Score	RPI	S	Opponent	Score	RPI	S	Opponent	Score		
								70	A	Georgi a Tech	49	84	125	H	North Ala.	66	89
								92	A	Tennessee Tech	58	77	164	A	UNC Asheville	49	74
													165	A	Coastal Caro.	59	77
													207	H	Campbel l	37	63
													301	H	USC Upstate	68	64
													324	H	N. C. A&T	51	69
													325	A	NJIT	71	79
-----																	
LAST 12 Division I GAMES:																	
				70	A	Georgi a Tech	49	84	301	H	USC Upstate	68	64				
				207	H	Campbel l	37	63	324	H	N. C. A&T	51	69				
				165	A	Coastal Caro.	59	77	125	H	North Ala.	66	89				
									325	A	NJIT	71	79				
									92	A	Tennessee Tech	58	77				
									164	A	UNC Asheville	49	74				

Non-Div I Games: Young Harris 63 54

Western Caro.

Average RPI Win:	345	WON-LOST	WINNING	LAST 10	STRENGTH OF	OPP. STRENGTH	TEAM	ADJ.	CONF.	ADJ CONF.
Average RPI Loss:	111	RECORD	PCT. RANK	GAMES	SCHEDULE	OF SCHEDULE	RPI	RPI	RPI	RPI
DIV. I ONLY	1- 8	319	0- 1	69	231	269	269	13	13	
DIV. I NON-CONF.	1- 8	319	0- 1	69	231	269	269	13	13	
-----										
TOTALS	RPI 1-25	RPI 26-50	W-L RECORDS	RPI 51-100	RPI 101-150	RPI 150+				
1- 8	0- 1	0- 0	OVERALL	0- 3	0- 2	1- 2				
1- 2	0- 1	0- 0	HOME	0- 1	0- 0	1- 0				
0- 4	0- 0	0- 0	AWAY	0- 2	0- 1	0- 1				
0- 2	0- 0	0- 0	NEUTRAL	0- 0	0- 1	0- 1				
1- 8	0- 1	0- 0	NON-CONFERENCE	0- 3	0- 2	1- 2				
1- 2	0- 1	0- 0	HOME	0- 1	0- 0	1- 0				
0- 4	0- 0	0- 0	AWAY	0- 2	0- 1	0- 1				
0- 2	0- 0	0- 0	NEUTRAL	0- 0	0- 1	0- 1				
0- 0	0- 0	0- 0	CONFERENCE	0- 0	0- 0	0- 0				
0- 0	0- 0	0- 0	HOME	0- 0	0- 0	0- 0				
0- 0	0- 0	0- 0	AWAY	0- 0	0- 0	0- 0				
0- 0	0- 0	0- 0	NEUTRAL	0- 0	0- 0	0- 0				

RPI 1-25				RPI 26-50				RPI 51-100				RPI 101+ Team's RPI: 269			
RPI	S	Opponent	Score	RPI	S	Opponent	Score	RPI	S	Opponent	Score	RPI	S	Opponent	Score
8	H	Drake	71 98					52	A	Butler	51 92	110	A	Bradley	68 82
								80	H	Missouri	64 89	114	N	Northern Ill.	61 86
								91	A	Purdue	60 81	192	A	Southeast Mo. St.	71 81
												238	N	Eastern Ill.	62 64
												345	H	Austin Peay	77 72
-----															
LAST 12 Division I GAMES:															
114	N	Northern Ill.	61 86	345	H	Austin Peay	77 72	52	A	Butler	51 92				
238	N	Eastern Ill.	62 64	192	A	Southeast Mo. St.	71 81	91	A	Purdue	60 81				
110	A	Bradley	68 82					8	H	Drake	71 98				
								80	H	Missouri	64 89				

Non-Div I Games: MacMurray 136 39 William Woods 81 73

Western Ill.

Average RPI Win:	243	WON-LOST	WINNING	LAST 10	STRENGTH OF	OPP. STRENGTH	TEAM	ADJ.	CONF.	ADJ CONF.
Average RPI Loss:	92	RECORD	PCT. RANK	GAMES	SCHEDULE	OF SCHEDULE	RPI	RPI	RPI	RPI
DIV. I ONLY	4- 7	237	0- 1	124	121	215	215	18	18	
DIV. I NON-CONF.	4- 7	237	0- 1	124	121	215	215	18	18	
-----										
TOTALS	RPI 1-25	RPI 26-50	W-L RECORDS	RPI 51-100	RPI 101-150	RPI 150+				
4- 7	0- 3	0- 1	OVERALL	0- 0	0- 1	4- 2				
2- 3	0- 2	0- 0	HOME	0- 0	0- 0	2- 1				
1- 2	0- 0	0- 1	AWAY	0- 0	0- 0	1- 1				
1- 2	0- 1	0- 0	NEUTRAL	0- 0	0- 1	1- 0				
4- 7	0- 3	0- 1	NON-CONFERENCE	0- 0	0- 1	4- 2				
2- 3	0- 2	0- 0	HOME	0- 0	0- 0	2- 1				
1- 2	0- 0	0- 1	AWAY	0- 0	0- 0	1- 1				
1- 2	0- 1	0- 0	NEUTRAL	0- 0	0- 1	1- 0				
0- 0	0- 0	0- 0	CONFERENCE	0- 0	0- 0	0- 0				
0- 0	0- 0	0- 0	HOME	0- 0	0- 0	0- 0				
0- 0	0- 0	0- 0	AWAY	0- 0	0- 0	0- 0				
0- 0	0- 0	0- 0	NEUTRAL	0- 0	0- 0	0- 0				

RPI 1-25				RPI 26-50				RPI 51-100				RPI 101+				Team's RPI: 215
RPI	S	Opponent	Score	RPI	S	Opponent	Score	RPI	S	Opponent	Score	RPI	S	Opponent	Score	
9	H	Louisville	80 102	46	A	Central Mich.	90 108					101	N	Oregon St.	60 74	
17	H	Iowa	67 104									157	H	Southern Ill.	83 76	
19	N	Gonzaga	55 76									181	A	Little Rock	68 56	
												193	A	Oklahoma	83 90	
												262	H	Ball St.	83 86	
												295	N	ETSU	82 68	
												338	H	Morgan St.	90 43	
LAST 12 Division I GAMES:																
19	N	Gonzaga	55 76	157	H	Southern Ill.	83 76									
295	N	ETSU	82 68	46	A	Central Mich.	90 108									
262	H	Ball St.	83 86	17	H	Iowa	67 104									
181	A	Little Rock	68 56	193	A	Oklahoma	83 90									
338	H	Morgan St.	90 43	9	H	Louisville	80 102									
101	N	Oregon St.	60 74													

Non-Div I Games: Bel Air mi ne 95 57

Western Ky.

Average RPI	Win:	290	WON-LOST	WINNING	LAST 10	STRENGTH OF	OPP. STRENGTH	TEAM	ADJ.	CONF.	ADJ CONF.
Average RPI	Loss:	156	RECORD	PCT. RANK	GAMES	SCHEDULE	OF SCHEDULE	RPI	RPI	RPI	RPI
DIV. I ONLY		4- 4		160	1- 0	330	127	297	297	10	10
DIV. I NON-CONF.		4- 4		160	1- 0	330	127	297	297	10	10
-----											
TOTALS	RPI 1-25		RPI 26-50		W-L RECORDS	RPI 51-100		RPI 101-150		RPI 150+	
4- 4	0- 0		0- 0		OVERALL	0- 2		0- 0		4- 2	
2- 3	0- 0		0- 0		HOME	0- 2		0- 0		2- 1	
2- 1	0- 0		0- 0		AWAY	0- 0		0- 0		2- 1	
0- 0	0- 0		0- 0		NEUTRAL	0- 0		0- 0		0- 0	
4- 4	0- 0		0- 0		NON-CONFERENCE	0- 2		0- 0		4- 2	
2- 3	0- 0		0- 0		HOME	0- 2		0- 0		2- 1	
2- 1	0- 0		0- 0		AWAY	0- 0		0- 0		2- 1	
0- 0	0- 0		0- 0		NEUTRAL	0- 0		0- 0		0- 0	
0- 0	0- 0		0- 0		CONFERENCE	0- 0		0- 0		0- 0	
0- 0	0- 0		0- 0		HOME	0- 0		0- 0		0- 0	
0- 0	0- 0		0- 0		AWAY	0- 0		0- 0		0- 0	
0- 0	0- 0		0- 0		NEUTRAL	0- 0		0- 0		0- 0	

RPI 1-25				RPI 26-50				RPI 51-100				RPI 101+ Team's RPI : 297											
RPI	S	Opponent	Score	RPI	S	Opponent	Score	RPI	S	Opponent	Score	RPI	S	Opponent	Score								
								65	H	Michigan	42 79	233	H	Loyol a Chi cago	53 64								
								93	H	New Mexico St.	54 66	234	A	Ole Miss	66 69								
												268	H	Eastern Ky.	64 53								
												276	A	Fla. Atlantic	69 59								
												290	A	Detroit Mercy	54 44								
												327	H	Purdue Fort Wayne	69 61								
-----																							
LAST 12 Division I GAMES:																							
290	A	Detroit Mercy	54 44	276	A	Fla. Atlantic	69 59																
233	H	Loyol a Chi cago	53 64	327	H	Purdue Fort Wayne	69 61																
268	H	Eastern Ky.	64 53																				
234	A	Ole Miss	66 69																				
65	H	Michigan	42 79																				
93	H	New Mexico St.	54 66																				

Non-Div I Games:

Western Mich.

Average RPI Win:	212	WON-LOST	WINNING	LAST 10	STRENGTH OF	OPP. STRENGTH	TEAM	ADJ.	CONF.	ADJ CONF.
Average RPI Loss:	84	RECORD	PCT. RANK	GAMES	SCHEDULE	OF SCHEDULE	RPI	RPI	RPI	RPI
DIV. I ONLY	6- 4	123	1- 0	300	25	246	246	8	8	
DIV. I NON-CONF.	6- 4	123	1- 0	300	25	246	246	8	8	
-----										
TOTALS	RPI 1-25	RPI 26-50	W-L RECORDS	RPI 51-100	RPI 101-150	RPI 150+				
6- 4	0- 1	0- 0	OVERALL	1- 1	0- 2	5- 0				
6- 3	0- 0	0- 0	HOME	1- 1	0- 2	5- 0				
0- 0	0- 0	0- 0	AWAY	0- 0	0- 0	0- 0				
0- 1	0- 1	0- 0	NEUTRAL	0- 0	0- 0	0- 0				
6- 4	0- 1	0- 0	NON-CONFERENCE	1- 1	0- 2	5- 0				
6- 3	0- 0	0- 0	HOME	1- 1	0- 2	5- 0				
0- 0	0- 0	0- 0	AWAY	0- 0	0- 0	0- 0				
0- 1	0- 1	0- 0	NEUTRAL	0- 0	0- 0	0- 0				
0- 0	0- 0	0- 0	CONFERENCE	0- 0	0- 0	0- 0				
0- 0	0- 0	0- 0	HOME	0- 0	0- 0	0- 0				
0- 0	0- 0	0- 0	AWAY	0- 0	0- 0	0- 0				
0- 0	0- 0	0- 0	NEUTRAL	0- 0	0- 0	0- 0				

RPI 1-25				RPI 26-50				RPI 51-100				RPI 101+ Team's RPI: 246			
RPI	S	Opponent	Score	RPI	S	Opponent	Score	RPI	S	Opponent	Score	RPI	S	Opponent	Score
15	N	South Dakota	64 <b>73</b>					82	H	Louisiana Tech	70 56	113	H	Oklahoma St.	47 <b>60</b>
								92	H	Tennessee Tech	45 <b>55</b>	115	H	Creighton	71 <b>83</b>
												186	H	Ark.-Pine Bluff	76 39
												214	H	Sam Houston St.	63 55
												226	H	Missouri St.	63 60
												245	H	Grambling	70 61
												316	H	Houston Baptist	68 50
LAST 12 Division I GAMES:															
15	N	South Dakota	64 <b>73</b>	245	H	Grambling	70 61								
316	H	Houston Baptist	68 50	115	H	Creighton	71 <b>83</b>								
214	H	Sam Houston St.	63 55	92	H	Tennessee Tech	45 <b>55</b>								
226	H	Missouri St.	63 60	113	H	Oklahoma St.	47 <b>60</b>								
186	H	Ark.-Pine Bluff	76 39	82	H	Louisiana Tech	70 56								

Non-Div I Games:

Wichita St.

Average RPI Win:	254	WON-LOST	WINNING	LAST 10	STRENGTH OF	OPP. STRENGTH	TEAM	ADJ.	CONF.	ADJ CONF.
Average RPI Loss:	113	RECORD	PCT. RANK	GAMES	SCHEDULE	OF SCHEDULE	RPI	RPI	RPI	RPI
DIV. I ONLY	5- 4	140	0- 1	214	188	170	170	12	12	
DIV. I NON-CONF.	5- 4	140	0- 1	214	188	170	170	12	12	
-----										
TOTALS	RPI 1-25	RPI 26-50	W-L RECORDS	RPI 51-100	RPI 101-150	RPI 150+				
5- 4	0- 1	0- 0	OVERALL	0- 1	0- 1	5- 1				
3- 1	0- 0	0- 0	HOME	0- 1	0- 0	3- 0				
2- 3	0- 1	0- 0	AWAY	0- 0	0- 1	2- 1				
0- 0	0- 0	0- 0	NEUTRAL	0- 0	0- 0	0- 0				
5- 4	0- 1	0- 0	NON-CONFERENCE	0- 1	0- 1	5- 1				
3- 1	0- 0	0- 0	HOME	0- 1	0- 0	3- 0				
2- 3	0- 1	0- 0	AWAY	0- 0	0- 1	2- 1				
0- 0	0- 0	0- 0	NEUTRAL	0- 0	0- 0	0- 0				
0- 0	0- 0	0- 0	CONFERENCE	0- 0	0- 0	0- 0				
0- 0	0- 0	0- 0	HOME	0- 0	0- 0	0- 0				
0- 0	0- 0	0- 0	AWAY	0- 0	0- 0	0- 0				
0- 0	0- 0	0- 0	NEUTRAL	0- 0	0- 0	0- 0				

RPI 1-25				RPI 26-50				RPI 51-100				RPI 101+				Team's RPI: 170
RPI	S	Opponent	Score	RPI	S	Opponent	Score	RPI	S	Opponent	Score	RPI	S	Opponent	Score	
23	A	Old Domini on	69 83					72	H	VCU	55 72	123	A	Hartford	45 50	
												199	H	East Carol ina	63 43	
												202	H	Howard	88 75	
												235	A	Davi dson	65 76	
												265	A	Fai rfi eld	60 54	
												286	H	Ri chmond	65 55	
												320	A	Loyol a Maryl and	65 49	
LAST 12 Division I GAMES:																
23	A	Old Domini on	69 83	286	H	Ri chmond	65 55	265	A	Fai rfi eld	60 54	123	A	Hartford	45 50	
202	H	Howard	88 75									199	H	East Carol ina	63 43	
72	H	VCU	55 72									235	A	Davi dson	65 76	
												320	A	Loyol a Maryl and	65 49	

Non-Div I Games:

William &amp; Mary

Average RPI		Win: 280	WON-LOST	WINNING	LAST 10	STRENGTH OF		OPP. STRENGTH	TEAM	ADJ.	CONF.	ADJ CONF.
Loss: 155			RECORD	PCT. RANK	GAMES	SCHEDULE		OF SCHEDULE	RPI	RPI	RPI	RPI
DIV. I ONLY			4- 4	160	1- 0	187		313	158	158	29	29
DIV. I NON-CONF.			4- 4	160	1- 0	187		313	158	158	29	29
TOTALS		RPI 1-25		RPI 26-50		W-L RECORDS		RPI 51-100	RPI 101-150		RPI 150+	
4- 4	0- 0			0- 0		OVERALL		0- 0	0- 3		4- 1	
2- 0	0- 0			0- 0		HOME		0- 0	0- 0		2- 0	
2- 4	0- 0			0- 0		AWAY		0- 0	0- 3		2- 1	
0- 0	0- 0			0- 0		NEUTRAL		0- 0	0- 0		0- 0	
4- 4	0- 0			0- 0		NON-CONFERENCE		0- 0	0- 3		4- 1	
2- 0	0- 0			0- 0		HOME		0- 0	0- 0		2- 0	
2- 4	0- 0			0- 0		AWAY		0- 0	0- 3		2- 1	
0- 0	0- 0			0- 0		NEUTRAL		0- 0	0- 0		0- 0	
0- 0	0- 0			0- 0		CONFERENCE		0- 0	0- 0		0- 0	
0- 0	0- 0			0- 0		HOME		0- 0	0- 0		0- 0	
0- 0	0- 0			0- 0		AWAY		0- 0	0- 0		0- 0	
0- 0	0- 0			0- 0		NEUTRAL		0- 0	0- 0		0- 0	

RPI 1-25				RPI 26-50				RPI 51-100				RPI 101+ Team's RPI: 158			
RPI	S	Opponent	Score	RPI	S	Opponent	Score	RPI	S	Opponent	Score	RPI	S	Opponent	Score
												104	A	James Madison	39 56
												134	A	Georgia	39 85
												141	A	Wisconsin	41 76
												197	H	Elon	58 57
												239	A	Wofford	53 70
												283	A	Col. of Charleston	71 64
												299	A	South Carolina St.	58 50
												339	H	N.C. Central	66 41
LAST 12 Division I GAMES:															
				197	H	Elon	58 57	239	A	Wofford	53 70				
				299	A	South Carolina St.	58 50	339	H	N.C. Central	66 41				
				283	A	Col. of Charleston	71 64	134	A	Georgia	39 85				
				104	A	James Madison	39 56	141	A	Wisconsin	41 76				

Wi nthrop



W  
i  
s  
c  
o  
n  
s  
i  
n

Wisconsin				Through Games Of Dec. 16, 2018								
Average RPI	Win:	220	WON-LOST	WINNING	LAST 10	STRENGTH OF		OPP. STRENGTH	TEAM	ADJ.	CONF.	ADJ. CONF.
Average RPI	Loss:	41	RECORD	PCT. RANK	GAMES	SCHEDULE		OF SCHEDULE	RPI	RPI	RPI	RPI
DIV. I ONLY			8- 3	79	1- 0	258		85	141	141	3	3
DIV. I NON-CONF.			8- 3	79	1- 0	258		85	141	141	3	3
-----												
TOTALS		RPI 1-25	RPI 26-50		W-L RECORDS		RPI 51-100		RPI 101-150		RPI 150+	
8- 3		0- 0	1- 3		OVERALL		0- 0		1- 0		6- 0	
5- 1		0- 0	1- 1		HOME		0- 0		0- 0		4- 0	
1- 1		0- 0	0- 1		AWAY		0- 0		0- 0		1- 0	
2- 1		0- 0	0- 1		NEUTRAL		0- 0		1- 0		1- 0	
8- 3		0- 0	1- 3		NON-CONFERENCE		0- 0		1- 0		6- 0	
5- 1		0- 0	1- 1		HOME		0- 0		0- 0		4- 0	
1- 1		0- 0	0- 1		AWAY		0- 0		0- 0		1- 0	
2- 1		0- 0	0- 1		NEUTRAL		0- 0		1- 0		1- 0	
0- 0		0- 0	0- 0		CONFERENCE		0- 0		0- 0		0- 0	
0- 0		0- 0	0- 0		HOME		0- 0		0- 0		0- 0	
0- 0		0- 0	0- 0		AWAY		0- 0		0- 0		0- 0	
0- 0		0- 0	0- 0		NEUTRAL		0- 0		0- 0		0- 0	

W  
i  
s  
c  
o  
n  
s  
i  
n

RPI 1-25				RPI 26-50				RPI 51-100				RPI 101+ Team's RPI: 141			
RPI	S	Opponent	Score	RPI	S	Opponent	Score	RPI	S	Opponent	Score	RPI	S	Opponent	Score
				31	A	Green Bay	46 55					127	N	Pittsburgh	57 42
				38	H	IUPUI	65 64					158	H	Winthrop	76 41
				45	H	Duke	53 60					174	A	Milwaukee	68 57
				47	N	Arkansas	68 69					304	N	Tennessee St.	58 53
												308	H	North Dakota St.	64 53
												310	H	Marshall	67 49
												340	H	Chicago St.	85 38
LAST 12 Division I GAMES:															
				310	H	Marshall	67 49					340	H	Chicago St.	85 38
				45	H	Duke	53 60					31	A	Green Bay	46 55
				47	N	Arkansas	68 69					308	H	North Dakota St.	64 53
				304	N	Tennessee St.	58 53					174	A	Milwaukee	68 57
				127	N	Pittsburgh	57 42					158	H	Winthrop	76 41
				38	H	IUPUI	65 64								

Non-Div I Games:

Wisconsin

Average RPI Win:	255	WON-LOST	WINNING	LAST 10	STRENGTH OF	OPP. STRENGTH	TEAM	ADJ.	CONF.	ADJ CONF.
Average RPI Loss:	201	RECORD	PCT. RANK	GAMES	SCHEDULE	OF SCHEDULE	RPI	RPI	RPI	RPI
DIV. I ONLY	5- 5	160	0- 1	318	240	239	239	26	26	
DIV. I NON-CONF.	5- 5	160	0- 1	318	240	239	239	26	26	
-----										
TOTALS	RPI 1-25	RPI 26-50	W-L RECORDS	RPI 51-100	RPI 101-150	RPI 150+				
5- 5	0- 0	0- 0	OVERALL	0- 2	0- 0	5- 3				
3- 0	0- 0	0- 0	HOME	0- 0	0- 0	3- 0				
2- 5	0- 0	0- 0	AWAY	0- 2	0- 0	2- 3				
0- 0	0- 0	0- 0	NEUTRAL	0- 0	0- 0	0- 0				
5- 5	0- 0	0- 0	NON-CONFERENCE	0- 2	0- 0	5- 3				
3- 0	0- 0	0- 0	HOME	0- 0	0- 0	3- 0				
2- 5	0- 0	0- 0	AWAY	0- 2	0- 0	2- 3				
0- 0	0- 0	0- 0	NEUTRAL	0- 0	0- 0	0- 0				
0- 0	0- 0	0- 0	CONFERENCE	0- 0	0- 0	0- 0				
0- 0	0- 0	0- 0	HOME	0- 0	0- 0	0- 0				
0- 0	0- 0	0- 0	AWAY	0- 0	0- 0	0- 0				
0- 0	0- 0	0- 0	NEUTRAL	0- 0	0- 0	0- 0				

RPI 1-25				RPI 26-50				RPI 51-100				RPI 101+				Team's RPI : 239	
RPI	S	Opponent	Score	RPI	S	Opponent	Score	RPI	S	Opponent	Score	RPI	S	Opponent	Score		
								73	A	Charlotte	63	85	158	H	Winthrop	70	53
								95	A	Clemson	77	85	164	A	UNC Asheville	46	60
													242	A	Ga. Southern	81	65
													244	H	Gardner-Webb	59	53
													283	H	Col. of Charleston	78	58
													334	A	Presbyterian	50	61
													339	A	N.C. Central	59	66
													349	A	Longwood	101	72
LAST 12 Division I GAMES:																	
164	A	UNC Asheville	46	60	339	A	N.C. Central	59	66								
158	H	Winthrop	70	53	349	A	Longwood	101	72								
283	H	Col. of Charleston	78	58	244	H	Gardner-Webb	59	53								
334	A	Presbyterian	50	61	242	A	Ga. Southern	81	65								
73	A	Charlotte	63	85													
95	A	Clemson	77	85													

Non-Div I Games: Warren Wilson 107 30

Wofford

Average RPI Win: 211      WON-LOST      WINNING      LAST 10  
Average RPI Loss: 118      RECORD      PCT. RANK      GAMES      STRENGTH OF      OPP. STRENGTH      TEAM      ADJ.      CONF.      ADJ CONF.  
SCHEDULE      OF SCHEDULE      RPI      RPI      RPI      RPI

DIV. I ONLY	7- 3	87	0- 0	225	156	111	111	14	14
DIV. I NON-CONF.	7- 3	87	0- 0	225	156	111	111	14	14
-----									
TOTALS	RPI 1-25	RPI 26-50	W-L RECORDS	RPI 51-100	RPI 101-150	RPI 150+			
7- 3	0- 0	0- 2	OVERALL	0- 0	2- 0	5- 1			
1- 1	0- 0	0- 1	HOME	0- 0	0- 0	1- 0			
2- 2	0- 0	0- 1	AWAY	0- 0	0- 0	2- 1			
4- 0	0- 0	0- 0	NEUTRAL	0- 0	2- 0	2- 0			
7- 3	0- 0	0- 2	NON-CONFERENCE	0- 0	2- 0	5- 1			
1- 1	0- 0	0- 1	HOME	0- 0	0- 0	1- 0			
2- 2	0- 0	0- 1	AWAY	0- 0	0- 0	2- 1			
4- 0	0- 0	0- 0	NEUTRAL	0- 0	2- 0	2- 0			
0- 0	0- 0	0- 0	CONFERENCE	0- 0	0- 0	0- 0			
0- 0	0- 0	0- 0	HOME	0- 0	0- 0	0- 0			
0- 0	0- 0	0- 0	AWAY	0- 0	0- 0	0- 0			
0- 0	0- 0	0- 0	NEUTRAL	0- 0	0- 0	0- 0			

RPI	S	Opponent	Score	RPI	S	Opponent	Score	RPI	S	Opponent	Score	RPI	S	Opponent	Score
27	A	Michigan St.	68 84	49	H	Belmont	63 79					136	N	Marist	76 60
												142	N	Drexel	71 63
												161	H	Kent St.	61 55
												217	A	UNLV	68 52
												230	N	Stetson	57 44
												253	N	Hofstra	93 64
												279	A	CSU Bakersfield	74 76
												341	A	Manhattan	60 44
-----															
Team's RPI: 111															
LAST 12 Division I GAMES:															
253	N	Hofstra	93 64	341	A	Manhattan	60 44								
27	A	Michigan St.	68 84	142	N	Drexel	71 63								
49	H	Belmont	63 79	161	H	Kent St.	61 55								
217	A	UNLV	68 52	136	N	Marist	76 60								
279	A	CSU Bakersfield	74 76	230	N	Stetson	57 44								

Non-Div I Games: Kentucky St. 83 53

Wright St.

Average RPI Win: **164**  
 Average RPI Loss: **55**

WON-LOST  
RECORD

WINNING  
PCT. RANK

LAST 10  
GAMES

STRENGTH OF  
SCHEDULE

OPP. STRENGTH  
OF SCHEDULE

TEAM  
RPI

ADJ.  
RPI

CONF.  
RPI

ADJ CONF.  
RPI

DIV. I ONLY	4- 2	98	1- 0	61	173	42	42	9	9
DIV. I NON-CONF.	4- 2	98	1- 0	61	173	42	42	9	9
TOTALS	RPI 1-25	RPI 26-50	W-L RECORDS	RPI 51-100	RPI 101-150	RPI 150+			
4- 2	0- 0	0- 1	OVERALL	2- 1	0- 0	2- 0			
3- 0	0- 0	0- 0	HOME	2- 0	0- 0	1- 0			
0- 2	0- 0	0- 1	AWAY	0- 1	0- 0	0- 0			
1- 0	0- 0	0- 0	NEUTRAL	0- 0	0- 0	1- 0			
4- 2	0- 0	0- 1	NON-CONFERENCE	2- 1	0- 0	2- 0			
3- 0	0- 0	0- 0	HOME	2- 0	0- 0	1- 0			
0- 2	0- 0	0- 1	AWAY	0- 1	0- 0	0- 0			
1- 0	0- 0	0- 0	NEUTRAL	0- 0	0- 0	1- 0			
0- 0	0- 0	0- 0	CONFERENCE	0- 0	0- 0	0- 0			
0- 0	0- 0	0- 0	HOME	0- 0	0- 0	0- 0			
0- 0	0- 0	0- 0	AWAY	0- 0	0- 0	0- 0			
0- 0	0- 0	0- 0	NEUTRAL	0- 0	0- 0	0- 0			

RPI S	Opponent	Score	RPI S	Opponent	Score	RPI S	Opponent	Score	RPI S	Opponent	Score
43	A Saint Mary's (CA)	84 90	66	A Pacific	64 70	188	H Idaho	64 61	85	H Montana St.	66 58
			100	H Denver	78 74	282	N North Texas	53 49			
LAST 12 Division I GAMES:											
188	H Idaho	64 61	100	H Denver	78 74						
			85	H Montana St.	66 58						
			66	A Pacific	64 70						
			282	N North Texas	53 49						
			43	A Saint Mary's (CA)	84 90						

Non-Div I Games: Chadron St. 80 33 UC-Colo. Springs 98 37

Wyoming

Average RPI	Win:	201	WON-LOST	WINNING	LAST 10	STRENGTH OF	OPP. STRENGTH	TEAM	ADJ.	CONF.	ADJ CONF.
Average RPI	Loss:	89	RECORD	PCT. RANK	GAMES	SCHEDULE	OF SCHEDULE	RPI	RPI	RPI	RPI
DIV. I ONLY		7- 2	57	0- 1	140	165	71	71	4	4	
DIV. I NON-CONF.		7- 2	57	0- 1	140	165	71	71	4	4	
-----											
TOTALS	RPI 1-25		RPI 26-50		W-L RECORDS	RPI 51-100		RPI 101-150		RPI 150+	
7- 2	0- 0		0- 1		OVERALL	2- 0		1- 1		4- 0	
6- 1	0- 0		0- 1		HOME	1- 0		1- 0		4- 0	
1- 1	0- 0		0- 0		AWAY	1- 0		0- 1		0- 0	
0- 0	0- 0		0- 0		NEUTRAL	0- 0		0- 0		0- 0	
7- 2	0- 0		0- 1		NON-CONFERENCE	2- 0		1- 1		4- 0	
6- 1	0- 0		0- 1		HOME	1- 0		1- 0		4- 0	
1- 1	0- 0		0- 0		AWAY	1- 0		0- 1		0- 0	
0- 0	0- 0		0- 0		NEUTRAL	0- 0		0- 0		0- 0	
0- 0	0- 0		0- 0		CONFERENCE	0- 0		0- 0		0- 0	
0- 0	0- 0		0- 0		HOME	0- 0		0- 0		0- 0	
0- 0	0- 0		0- 0		AWAY	0- 0		0- 0		0- 0	
0- 0	0- 0		0- 0		NEUTRAL	0- 0		0- 0		0- 0	

RPI	S	Opponent	Score	RPI	S	Opponent	Score	RPI	S	Opponent	Score	RPI	S	Opponent	Score
				32	H	Minnesota	53 78	92	H	Tennessee Tech	70 60	125	H	North Ala.	94 81
								99	A	Wake Forest	62 50	146	A	Cincinnati	61 79
												153	H	Bowling Green	65 49
												265	H	Fairfield	48 35
												333	H	Delaware St.	80 59
												340	H	Chicago St.	91 57
-----															
LAST 12 Division I GAMES:															
				333	H	Delaware St.	80 59	146	A	Cincinnati	61 79				
				125	H	North Ala.	94 81	92	H	Tennessee Tech	70 60				
				153	H	Bowling Green	65 49	340	H	Chicago St.	91 57				
				99	A	Wake Forest	62 50								
				265	H	Fairfield	48 35								
				32	H	Minnesota	53 78								

Non-Div I Games:

Xavier



Average RPI Win:	248	WON-LOST	WINNING	LAST 10	STRENGTH OF	OPP. STRENGTH	TEAM	ADJ.	CONF.	ADJ CONF.
Average RPI Loss:	143	RECORD	PCT. RANK	GAMES	SCHEDULE	OF SCHEDULE	RPI	RPI	RPI	RPI

DIV. I ONLY	6- 2	67	1- 0	259	256	152	152	14	14
DIV. I NON-CONF.	6- 2	67	1- 0	259	256	152	152	14	14
TOTALS	RPI 1-25	RPI 26-50	W-L RECORDS	RPI 51-100	RPI 101-150	RPI 150+			
6- 2	0- 0	0- 0	OVERALL	0- 0	1- 1	5- 1			
4- 1	0- 0	0- 0	HOME	0- 0	0- 1	4- 0			
2- 1	0- 0	0- 0	AWAY	0- 0	1- 0	1- 1			
0- 0	0- 0	0- 0	NEUTRAL	0- 0	0- 0	0- 0			
6- 2	0- 0	0- 0	NON-CONFERENCE	0- 0	1- 1	5- 1			
4- 1	0- 0	0- 0	HOME	0- 0	0- 1	4- 0			
2- 1	0- 0	0- 0	AWAY	0- 0	1- 0	1- 1			
0- 0	0- 0	0- 0	NEUTRAL	0- 0	0- 0	0- 0			
0- 0	0- 0	0- 0	CONFERENCE	0- 0	0- 0	0- 0			
0- 0	0- 0	0- 0	HOME	0- 0	0- 0	0- 0			
0- 0	0- 0	0- 0	AWAY	0- 0	0- 0	0- 0			
0- 0	0- 0	0- 0	NEUTRAL	0- 0	0- 0	0- 0			

RPI 1-25	RPI 26-50	RPI 51-100	RPI 101+	Team's RPI: 152
RPI S Opponent Score	RPI S Opponent Score	RPI S Opponent Score	RPI S Opponent Score	
			124 H Yale 56 58	
			127 A Pittsburgh 64 55	
			161 A Kent St. 34 62	
			232 H Akron 72 61	
			233 H Loyol a Chi cago 74 63	
			266 H Saint Francis (PA) 80 56	
			298 H Robert Morris 69 59	
			332 A Cani si us 62 36	
LAST 12 Division I GAMES:				
161 A Kent St. 34 62	266 H Saint Francis (PA) 80 56			
127 A Pittsburgh 64 55	332 A Cani si us 62 36			
233 H Loyol a Chi cago 74 63	232 H Akron 72 61			
298 H Robert Morris 69 59	124 H Yale 56 58			

Non-Div I Games: Carlow 90 31

Youngstown St.