

Average RPI Win: 214		WON-LOST	WINNING	LAST 10	STRENGTH OF	OPP. STRENGTH	TEAM	ADJ.	CONF.	ADJ CONF.
Average RPI Loss: 237		RECORD	PCT. RANK	GAMES	SCHEDULE	OF SCHEDULE	RPI	RPI	RPI	RPI
DIV. I ONLY		2- 5	258	2- 5	336	164	324	324	25	25
DIV. I NON-CONF.		2- 5	256	2- 5	337	164	323	323	25	25
TOTALS		RPI 1-25	RPI 26-50	W-L RECORDS	RPI 51-100	RPI 101-150	RPI 150+			
2- 5	0- 0		0- 0	OVERALL	0- 0	1- 1	1- 4			
0- 2	0- 0		0- 0	HOME	0- 0	0- 1	0- 1			
1- 3	0- 0		0- 0	AWAY	0- 0	1- 0	0- 3			
1- 0	0- 0		0- 0	NEUTRAL	0- 0	0- 0	1- 0			
2- 5	0- 0		0- 0	NON-CONFERENCE	0- 0	1- 1	1- 4			
0- 2	0- 0		0- 0	HOME	0- 0	0- 1	0- 1			
1- 3	0- 0		0- 0	AWAY	0- 0	1- 0	0- 3			
1- 0	0- 0		0- 0	NEUTRAL	0- 0	0- 0	1- 0			
0- 0	0- 0		0- 0	CONFERENCE	0- 0	0- 0	0- 0			
0- 0	0- 0		0- 0	HOME	0- 0	0- 0	0- 0			
0- 0	0- 0		0- 0	AWAY	0- 0	0- 0	0- 0			
0- 0	0- 0		0- 0	NEUTRAL	0- 0	0- 0	0- 0			

RPI 1-25				RPI 26-50				RPI 51-100				RPI 101+				Team's RPI: 324	
RPI	S	Opponent	Score	RPI	S	Opponent	Score	RPI	S	Opponent	Score	RPI	S	Opponent	Score		
												139	H	Texas-Arlington	28	42	
												140	A	Tex.-Pan American	60	57	
												208	A	Cal Poly	48	63	
												275	A	UNLV	65	77	
												278	A	Rice	54	59	
												287	H	Houston	66	68	
												288	N	Kent St.	57	47	
LAST 12 Division I GAMES:																	
				139	H	Texas-Arlington	28	42	275	A	UNLV	65	77				
				140	A	Tex.-Pan American	60	57									
				208	A	Cal Poly	48	63									
				288	N	Kent St.	57	47									
				278	A	Rice	54	59									
				287	H	Houston	66	68									

Non-Div I Games:

A&amp;M-Corpus Christi

■ Loss, ■ Non-Conf, S Site, H Home A Away N Neutral

Average RPI Win:	277	WON-LOST	WINNING	LAST 10	STRENGTH OF	OPP. STRENGTH	TEAM	ADJ.	CONF.	ADJ CONF.
Average RPI Loss:	124	RECORD	PCT. RANK	GAMES	SCHEDULE	OF SCHEDULE	RPI	RPI	RPI	RPI
DIV. I ONLY	3- 2	125	3- 2	173	320	119	119	25	25	
DIV. I NON-CONF.	3- 2	124	3- 2	180	321	121	121	25	25	
TOTALS	RPI 1-25	RPI 26-50	W-L RECORDS	RPI 51-100	RPI 101-150	RPI 150+				
3- 2	0- 0	0- 0	OVERALL	0- 1	0- 0	3- 1				
1- 0	0- 0	0- 0	HOME	0- 0	0- 0	1- 0				
1- 2	0- 0	0- 0	AWAY	0- 1	0- 0	1- 1				
1- 0	0- 0	0- 0	NEUTRAL	0- 0	0- 0	1- 0				
3- 2	0- 0	0- 0	NON-CONFERENCE	0- 1	0- 0	3- 1				
1- 0	0- 0	0- 0	HOME	0- 0	0- 0	1- 0				
1- 2	0- 0	0- 0	AWAY	0- 1	0- 0	1- 1				
1- 0	0- 0	0- 0	NEUTRAL	0- 0	0- 0	1- 0				
0- 0	0- 0	0- 0	CONFERENCE	0- 0	0- 0	0- 0				
0- 0	0- 0	0- 0	HOME	0- 0	0- 0	0- 0				
0- 0	0- 0	0- 0	AWAY	0- 0	0- 0	0- 0				
0- 0	0- 0	0- 0	NEUTRAL	0- 0	0- 0	0- 0				

RPI 1-25			RPI 26-50			RPI 51-100			RPI 101+			Team's RPI: 119
RPI	S	Opponent	Score	RPI	S	Opponent	Score	RPI	S	Opponent	Score	
						84 A Texas Tech	44 61	164 A UTSA			57 70	
								176 H Eastern Wash.			79 72	
								312 N George Mason			88 86	
								343 A UMKC			80 55	
LAST 12 Division I GAMES:												
						84 A Texas Tech	44 61					
						343 A UMKC	80 55					
						312 N George Mason	88 86					
						176 H Eastern Wash.	79 72					
						164 A UTSA	57 70					

Non-Div I Games: Howard Payne 102 60 Wayland Baptist 91 64

Abilene Christian

Loss, Non-Conf, S Site, H Home A Away N Neutral

Average RPI Win:	315	WON-LOST	WINNING	LAST 10	STRENGTH OF	OPP. STRENGTH	TEAM	ADJ.	CONF.	ADJ CONF.
Average RPI Loss:	213	RECORD	PCT. RANK	GAMES	SCHEDULE	OF SCHEDULE	RPI	RPI	RPI	RPI
DIV. I ONLY	1- 9	329	1- 9	255	345	340	340	21	21	
DIV. I NON-CONF.	1- 9	327	1- 9	259	344	339	339	22	22	
TOTALS	RPI 1-25	RPI 26-50	W-L RECORDS	RPI 51-100	RPI 101-150	RPI 150+				
1- 9	0- 0	0- 0	OVERALL	0- 1	0- 1	1- 7				
1- 3	0- 0	0- 0	HOME	0- 0	0- 1	1- 2				
0- 6	0- 0	0- 0	AWAY	0- 1	0- 0	0- 5				
0- 0	0- 0	0- 0	NEUTRAL	0- 0	0- 0	0- 0				
1- 9	0- 0	0- 0	NON-CONFERENCE	0- 1	0- 1	1- 7				
1- 3	0- 0	0- 0	HOME	0- 0	0- 1	1- 2				
0- 6	0- 0	0- 0	AWAY	0- 1	0- 0	0- 5				
0- 0	0- 0	0- 0	NEUTRAL	0- 0	0- 0	0- 0				
0- 0	0- 0	0- 0	CONFERENCE	0- 0	0- 0	0- 0				
0- 0	0- 0	0- 0	HOME	0- 0	0- 0	0- 0				
0- 0	0- 0	0- 0	AWAY	0- 0	0- 0	0- 0				
0- 0	0- 0	0- 0	NEUTRAL	0- 0	0- 0	0- 0				

RPI 1-25				RPI 26-50				RPI 51-100				RPI 101+				Team's RPI: 340	
RPI	S	Opponent	Score	RPI	S	Opponent	Score	RPI	S	Opponent	Score	RPI	S	Opponent	Score		
								64	A	Bakersfield	56	96	147	H	Southern Utah	57	73
													155	A	Army	35	79
													162	H	Santa Clara	64	85
													190	A	Northern Colo.	35	76
													243	A	SIUE	51	86
													298	H	Weber St.	53	71
													315	H	Omaha	65	57
													317	A	Utah Valley	44	58
													344	A	Denver	66	107
LAST 12 Division I GAMES:																	
				317	A	Utah Valley	44	58	243	A	SIUE	51	86				
				344	A	Denver	66	107	298	H	Weber St.	53	71				
				162	H	Santa Clara	64	85	315	H	Omaha	65	57				
				147	H	Southern Utah	57	73	64	A	Bakersfield	56	96				
				190	A	Northern Colo.	35	76									
				155	A	Army	35	79									

Non-Div I Games:

Air Force

■ Loss, 
 ■ Non-Conf, 
 S Site, 
 ■ Home 
 ■ Away 
 N Neutral

Average RPI Win: 188		WON-LOST	WINNING	LAST 10	STRENGTH OF	OPP. STRENGTH	TEAM	ADJ.	CONF.	ADJ CONF.
Average RPI Loss: 0		RECORD	PCT. RANK	GAMES	SCHEDULE	OF SCHEDULE	RPI	RPI	RPI	RPI
DIV. I ONLY		7- 0	1	7- 0	322	19	72	72	20	20
DIV. I NON-CONF.		7- 0	1	7- 0	322	19	73	73	21	21
TOTALS	RPI 1-25	RPI 26-50		W-L RECORDS		RPI 51-100	RPI 101-150	RPI 150+		
7- 0	0- 0	0- 0		OVERALL		1- 0	1- 0	5- 0		
5- 0	0- 0	0- 0		HOME		1- 0	1- 0	3- 0		
0- 0	0- 0	0- 0		AWAY		0- 0	0- 0	0- 0		
2- 0	0- 0	0- 0		NEUTRAL		0- 0	0- 0	2- 0		
7- 0	0- 0	0- 0		NON-CONFERENCE		1- 0	1- 0	5- 0		
5- 0	0- 0	0- 0		HOME		1- 0	1- 0	3- 0		
0- 0	0- 0	0- 0		AWAY		0- 0	0- 0	0- 0		
2- 0	0- 0	0- 0		NEUTRAL		0- 0	0- 0	2- 0		
0- 0	0- 0	0- 0		CONFERENCE		0- 0	0- 0	0- 0		
0- 0	0- 0	0- 0		HOME		0- 0	0- 0	0- 0		
0- 0	0- 0	0- 0		AWAY		0- 0	0- 0	0- 0		
0- 0	0- 0	0- 0		NEUTRAL		0- 0	0- 0	0- 0		

RPI 1-25				RPI 26-50				RPI 51-100				Team's RPI: 72				RPI 101+			
RPI	S	Opponent	Score	RPI	S	Opponent	Score	RPI	S	Opponent	Score	RPI	S	Opponent	Score	RPI	S	Opponent	Score
								95	H	Morehead St.	89 61	116	H	UNI	82 73				
												177	N	Siena	90 74				
												188	N	Belmont	73 58				
												229	H	Valparaiso	100 65				
												245	H	Northern Ky.	82 49				
												267	H	Binghamton	80 49				
LAST 12 Division I GAMES:																			
188	N	Belmont	73 58	95	H	Morehead St.	89 61												
229	H	Valparaiso	100 65	177	N	Siena	90 74												
116	H	UNI	82 73																
245	H	Northern Ky.	82 49																
267	H	Binghamton	80 49																

Non-Div I Games:

Akron

■ Loss, ■ Non-Conf, S Site, H Home A Away N Neutral

Average RPI Win:	207	WON-LOST	WINNING	LAST 10	STRENGTH OF	OPP. STRENGTH	TEAM	ADJ.	CONF.	ADJ CONF.
Average RPI Loss:	61	RECORD	PCT. RANK	GAMES	SCHEDULE	OF SCHEDULE	RPI	RPI	RPI	RPI
DIV. I ONLY	8- 4	86	7- 3	159	93	130	130	3	3	
DIV. I NON-CONF.	8- 4	84	8- 4	163	93	132	132	3	3	
TOTALS	RPI 1-25	RPI 26-50	W-L RECORDS	RPI 51-100	RPI 101-150	RPI 150+				
8- 4	1- 1	0- 1	OVERALL	0- 1	1- 1	6- 0				
5- 3	1- 1	0- 0	HOME	0- 1	0- 1	4- 0				
1- 0	0- 0	0- 0	AWAY	0- 0	1- 0	0- 0				
2- 1	0- 0	0- 1	NEUTRAL	0- 0	0- 0	2- 0				
8- 4	1- 1	0- 1	NON-CONFERENCE	0- 1	1- 1	6- 0				
5- 3	1- 1	0- 0	HOME	0- 1	0- 1	4- 0				
1- 0	0- 0	0- 0	AWAY	0- 0	1- 0	0- 0				
2- 1	0- 0	0- 1	NEUTRAL	0- 0	0- 0	2- 0				
0- 0	0- 0	0- 0	CONFERENCE	0- 0	0- 0	0- 0				
0- 0	0- 0	0- 0	HOME	0- 0	0- 0	0- 0				
0- 0	0- 0	0- 0	AWAY	0- 0	0- 0	0- 0				
0- 0	0- 0	0- 0	NEUTRAL	0- 0	0- 0	0- 0				

RPI 1-25				RPI 26-50				RPI 51-100				RPI 101+ Team's RPI: 130			
RPI	S	Opponent	Score	RPI	S	Opponent	Score	RPI	S	Opponent	Score	RPI	S	Opponent	Score
9	H	Nebraska	53 51	48	N	Quinnipiac	66 73	66	H	Mercer	39 46	105	A	Kansas	85 80
13	H	Duke	40 90									117	H	Jacksonville St.	62 64
												186	H	USC Upstate	74 65
												199	N	Temple	58 51
												249	H	UT Martin	68 55
												277	H	Florida A&M	60 44
												292	N	Georgetown	72 58
												337	H	Alabama A&M	75 44
LAST 12 Division I GAMES:															
66	H	Mercer	39 46	9	H	Nebraska	53 51	249	H	UT Martin	68 55	48	N	Quinnipiac	66 73
292	N	Georgetown	72 58	186	H	USC Upstate	74 65	337	H	Alabama A&M	75 44	199	N	Temple	58 51
105	A	Kansas	85 80	117	H	Jacksonville St.	62 64								
13	H	Duke	40 90	277	H	Florida A&M	60 44								

Non-Div I Games:

Alabama

■ Loss, 
 ■ Non-Conf, S Site, 
 ■ Home 
 ■ Away 
 N Neutral

RPI 1-25				RPI 26-50				RPI 51-100				RPI 101+ Team's RPI: 337			
RPI	S	Opponent	Score	RPI	S	Opponent	Score	RPI	S	Opponent	Score	RPI	S	Opponent	Score
11	A	Western Ky.	44 96									126	H	East Tenn. St.	64 88
												130	A	Alabama	44 75
												180	H	Louisiana Tech	68 70
												201	A	Samford	50 61
												239	A	Southeast Mo. St.	38 66
												311	A	South Carolina St.	62 69
												334	A	Murray St.	81 102
LAST 12 Division I GAMES:															
311	A	South Carolina St.	62 69	126	H	East Tenn. St.	64 88								
239	A	Southeast Mo. St.	38 66	11	A	Western Ky.	44 96								
				180	H	Louisiana Tech	68 70								
				130	A	Alabama	44 75								
				201	A	Samford	50 61								
				334	A	Murray St.	81 102								

Alabama A&amp;M

Average RPI Win: 277		WON-LOST	WINNING	LAST 10	STRENGTH OF	OPP. STRENGTH	TEAM	ADJ.	CONF.	ADJ CONF.
Average RPI Loss: 154		RECORD	PCT. RANK	GAMES	SCHEDULE	OF SCHEDULE	RPI	RPI	RPI	RPI
DIV. I ONLY		1- 4	298	1- 4	281	134	265	265	32	32
DIV. I NON-CONF.		1- 4	295	1- 4	281	133	268	268	32	32
TOTALS	RPI 1-25	RPI 26-50		W-L RECORDS	RPI 51-100		RPI 101-150	RPI 150+		
1- 4	0- 1	0- 0		OVERALL	0- 0		0- 1	1- 2		
0- 0	0- 0	0- 0		HOME	0- 0		0- 0	0- 0		
1- 4	0- 1	0- 0		AWAY	0- 0		0- 1	1- 2		
0- 0	0- 0	0- 0		NEUTRAL	0- 0		0- 0	0- 0		
1- 4	0- 1	0- 0		NON-CONFERENCE	0- 0		0- 1	1- 2		
0- 0	0- 0	0- 0		HOME	0- 0		0- 0	0- 0		
1- 4	0- 1	0- 0		AWAY	0- 0		0- 1	1- 2		
0- 0	0- 0	0- 0		NEUTRAL	0- 0		0- 0	0- 0		
0- 0	0- 0	0- 0		CONFERENCE	0- 0		0- 0	0- 0		
0- 0	0- 0	0- 0		HOME	0- 0		0- 0	0- 0		
0- 0	0- 0	0- 0		AWAY	0- 0		0- 0	0- 0		
0- 0	0- 0	0- 0		NEUTRAL	0- 0		0- 0	0- 0		

RPI 1-25				RPI 26-50				RPI 51-100				RPI 101+ Team's RPI: 265			
RPI	S	Opponent	Score	RPI	S	Opponent	Score	RPI	S	Opponent	Score	RPI	S	Opponent	Score
11	A	Western Ky.	54 93									122	A	Savannah St.	62 71
												198	A	Troy	50 70
												277	A	Florida A&M	64 49
												283	A	South Ala.	61 64
LAST 12 Division I GAMES:															
				198	A	Troy	50 70								
				11	A	Western Ky.	54 93								
				283	A	South Ala.	61 64								
				122	A	Savannah St.	62 71								
				277	A	Florida A&M	64 49								

Non-Div I Games:	Stillman	75	66
------------------	----------	----	----

Alabama St.

■ Loss, ■ Non-Conf, S Site, H Home A Away N Neutral

Average RPI Win: 245		WON-LOST	WINNING	LAST 10	STRENGTH OF	OPP. STRENGTH	TEAM	ADJ.	CONF.	ADJ CONF.
Average RPI Loss: 101		RECORD	PCT. RANK	GAMES	SCHEDULE	OF SCHEDULE	RPI	RPI	RPI	RPI
DIV. I ONLY		5- 3	109	0- 1	216	137	114	114	24	24
DIV. I NON-CONF.		5- 3	109	0- 1	220	137	116	116	24	24
TOTALS		RPI 1-25	RPI 26-50	W-L RECORDS	RPI 51-100	RPI 101-150	RPI 150+			
5- 3	0- 1		0- 0	OVERALL	0- 0	0- 1	5- 1			
1- 1	0- 0		0- 0	HOME	0- 0	0- 1	1- 0			
4- 2	0- 1		0- 0	AWAY	0- 0	0- 0	4- 1			
0- 0	0- 0		0- 0	NEUTRAL	0- 0	0- 0	0- 0			
5- 3	0- 1		0- 0	NON-CONFERENCE	0- 0	0- 1	5- 1			
1- 1	0- 0		0- 0	HOME	0- 0	0- 1	1- 0			
4- 2	0- 1		0- 0	AWAY	0- 0	0- 0	4- 1			
0- 0	0- 0		0- 0	NEUTRAL	0- 0	0- 0	0- 0			
0- 0	0- 0		0- 0	CONFERENCE	0- 0	0- 0	0- 0			
0- 0	0- 0		0- 0	HOME	0- 0	0- 0	0- 0			
0- 0	0- 0		0- 0	AWAY	0- 0	0- 0	0- 0			
0- 0	0- 0		0- 0	NEUTRAL	0- 0	0- 0	0- 0			

RPI 1-25				RPI 26-50				RPI 51-100				RPI 101+				Team's RPI: 114	
RPI	S	Opponent	Score	RPI	S	Opponent	Score	RPI	S	Opponent	Score	RPI	S	Opponent	Score		
11	A	Western Ky.	54 63									134	H	Hofstra	55 65		
												158	A	Marist	58 61		
												177	A	Siena	76 57		
												252	A	Penn St.	54 53		
												253	A	Canisius	64 59		
												269	A	Colgate	67 48		
												272	H	St. Francis Brooklyn	90 47		
LAST 12 Division I GAMES:																	
252	A	Penn St.	54 53	11	A	Western Ky.	54 63	177	A	Siena	76 57						
272	H	St. Francis Brooklyn	90 47					158	A	Marist	58 61						
								269	A	Colgate	67 48						
								134	H	Hofstra	55 65						
								253	A	Canisius	64 59						

Non-Div I Games:

Albany (NY)

Loss, Non-Conf, S Site, H Home A Away N Neutral



Average RPI Win:	303	WON-LOST	WINNING	LAST 10	STRENGTH OF	OPP. STRENGTH	TEAM	ADJ.	CONF.	ADJ CONF.
Average RPI Loss:	216	RECORD	PCT. RANK	GAMES	SCHEDULE	OF SCHEDULE	RPI	RPI	RPI	RPI
DIV. I ONLY	1- 5	308	1- 5	292	306	335	335	32	32	
DIV. I NON-CONF.	1- 5	304	1- 5	292	306	334	334	32	32	
TOTALS	RPI 1-25	RPI 26-50	W-L RECORDS	RPI 51-100	RPI 101-150	RPI 150+				
1- 5	0- 1	0- 0	OVERALL	0- 0	0- 0	1- 4				
1- 1	0- 0	0- 0	HOME	0- 0	0- 0	1- 1				
0- 4	0- 0	0- 0	AWAY	0- 0	0- 0	0- 0				
0- 0	0- 0	0- 0	NEUTRAL	0- 0	0- 0	0- 0				
1- 5	0- 1	0- 0	NON-CONFERENCE	0- 0	0- 0	1- 4				
1- 1	0- 0	0- 0	HOME	0- 0	0- 0	1- 1				
0- 4	0- 1	0- 0	AWAY	0- 0	0- 0	0- 3				
0- 0	0- 0	0- 0	NEUTRAL	0- 0	0- 0	0- 0				
0- 0	0- 0	0- 0	CONFERENCE	0- 0	0- 0	0- 0				
0- 0	0- 0	0- 0	HOME	0- 0	0- 0	0- 0				
0- 0	0- 0	0- 0	AWAY	0- 0	0- 0	0- 0				
0- 0	0- 0	0- 0	NEUTRAL	0- 0	0- 0	0- 0				

RPI 1-25				RPI 26-50				RPI 51-100				RPI 101+ Team's RPI: 335			
RPI	S	Opponent	Score	RPI	S	Opponent	Score	RPI	S	Opponent	Score	RPI	S	Opponent	Score
9	A	Nebraska	49 83									225	A	UAB	43 57
												255	H	Central Ark.	36 62
												278	A	Rice	33 61
												303	H	La.-Monroe	62 53
												315	A	Omaha	39 59
LAST 12 Division I GAMES:															
303	H	La.-Monroe	62 53	9	A	Nebraska	49 83								
255	H	Central Ark.	36 62	315	A	Omaha	39 59								
278	A	Rice	33 61												
225	A	UAB	43 57												

Non-Div I Games:

Alcorn

■ Loss, 
 ■ Non-Conf, S Site, 
 ■ Home 
 ■ Away 
 N Neutral

Average RPI Win:	208	WON-LOST	WINNING	LAST 10	STRENGTH OF	OPP. STRENGTH	TEAM	ADJ.	CONF.	ADJ CONF.
Average RPI Loss:	60	RECORD	PCT. RANK	GAMES	SCHEDULE	OF SCHEDULE	RPI	RPI	RPI	RPI
DIV. I ONLY	3- 5	217	3- 5	3	228	81	81	18	18	
DIV. I NON-CONF.	3- 5	214	3- 5	4	232	82	82	18	18	
TOTALS	RPI 1-25	RPI 26-50	W-L RECORDS	RPI 51-100	RPI 101-150	RPI 150+				
3- 5	0- 2	0- 2	OVERALL	0- 0	1- 0	2- 1				
1- 3	0- 2	0- 1	HOME	0- 0	0- 0	1- 0				
0- 2	0- 0	0- 1	AWAY	0- 0	0- 0	0- 1				
2- 0	0- 0	0- 0	NEUTRAL	0- 0	1- 0	1- 0				
3- 5	0- 2	0- 2	NON-CONFERENCE	0- 0	1- 0	2- 1				
1- 3	0- 2	0- 1	HOME	0- 0	0- 0	1- 0				
0- 2	0- 0	0- 1	AWAY	0- 0	0- 0	0- 1				
2- 0	0- 0	0- 0	NEUTRAL	0- 0	1- 0	1- 0				
0- 0	0- 0	0- 0	CONFERENCE	0- 0	0- 0	0- 0				
0- 0	0- 0	0- 0	HOME	0- 0	0- 0	0- 0				
0- 0	0- 0	0- 0	AWAY	0- 0	0- 0	0- 0				
0- 0	0- 0	0- 0	NEUTRAL	0- 0	0- 0	0- 0				

RPI 1-25				RPI 26-50				RPI 51-100				RPI 101+			
RPI	S	Opponent	Score	RPI	S	Opponent	Score	RPI	S	Opponent	Score	RPI	S	Opponent	Score
15	H	James Madison	65 69	42	A	Maryland	50 94					106	N	Gonzaga	59 56
22	H	Princeton	56 63	44	H	George Washington	52 63					179	A	Massachusetts	61 71
												191	N	Oregon	72 64
												326	H	UMBC	77 51
LAST 12 Division I GAMES:															
106	N	Gonzaga	59 56	42	A	Maryland	50 94								
22	H	Princeton	56 63	179	A	Massachusetts	61 71								
15	H	James Madison	65 69	326	H	UMBC	77 51								
44	H	George Washington	52 63	191	N	Oregon	72 64								

Non-Div I Games:

American

■ Loss, 
 ■ Non-Conf, S Site, 
 ■ Home 
 ■ Away 
 N Neutral

Average RPI Win:	249	WON-LOST	WINNING	LAST 10	STRENGTH OF	OPP. STRENGTH	TEAM	ADJ.	CONF.	ADJ CONF.
Average RPI Loss:	69	RECORD	PCT. RANK	GAMES	SCHEDULE	OF SCHEDULE	RPI	RPI	RPI	RPI
DIV. I ONLY	3- 4	193	3- 4	102	76	131	131	17	17	
DIV. I NON-CONF.	3- 4	189	3- 4	109	76	133	133	17	17	
TOTALS	RPI 1-25	RPI 26-50	W-L RECORDS	RPI 51-100	RPI 101-150	RPI 150+				
3- 4	0- 2	0- 0	OVERALL	0- 1	1- 0	2- 1				
2- 1	0- 0	0- 0	HOME	0- 0	0- 0	2- 1				
1- 3	0- 2	0- 0	AWAY	0- 1	1- 0	0- 0				
0- 0	0- 0	0- 0	NEUTRAL	0- 0	0- 0	0- 0				
3- 4	0- 2	0- 0	NON-CONFERENCE	0- 1	1- 0	2- 1				
2- 1	0- 0	0- 0	HOME	0- 0	0- 0	2- 1				
1- 3	0- 2	0- 0	AWAY	0- 1	1- 0	0- 0				
0- 0	0- 0	0- 0	NEUTRAL	0- 0	0- 0	0- 0				
0- 0	0- 0	0- 0	CONFERENCE	0- 0	0- 0	0- 0				
0- 0	0- 0	0- 0	HOME	0- 0	0- 0	0- 0				
0- 0	0- 0	0- 0	AWAY	0- 0	0- 0	0- 0				
0- 0	0- 0	0- 0	NEUTRAL	0- 0	0- 0	0- 0				

RPI 1-25				RPI 26-50				RPI 51-100				RPI 101+ Team's RPI: 131			
RPI	S	Opponent	Score	RPI	S	Opponent	Score	RPI	S	Opponent	Score	RPI	S	Opponent	Score
3	A	Kentucky	74 111					58	A	Furman	79 84	126	A	East Tenn. St.	76 70
7	A	North Carolina	52 84									207	H	Radford	67 68
												282	H	Gardner-Webb	77 69
												338	H	UNCW	82 72
LAST 12 Division I GAMES:															
7	A	North Carolina	52 84	207	H	Radford	67 68								
58	A	Furman	79 84	282	H	Gardner-Webb	77 69								
				338	H	UNCW	82 72								
				126	A	East Tenn. St.	76 70								
				3	A	Kentucky	74 111								

Non-Div I Games:

Appalachian St.

Average RPI Win:	259	WON-LOST	WINNING	LAST 10	STRENGTH OF	OPP. STRENGTH	TEAM	ADJ.	CONF.	ADJ CONF.
Average RPI Loss:	83	RECORD	PCT. RANK	GAMES	SCHEDULE	OF SCHEDULE	RPI	RPI	RPI	RPI
DIV. I ONLY	6- 3	86	0- 1	320	124	211	211	2	2	
DIV. I NON-CONF.	6- 3	84	0- 1	320	123	211	211	2	2	
TOTALS	RPI 1-25	RPI 26-50	W-L RECORDS	RPI 51-100	RPI 101-150	RPI 150+				
6- 3	0- 0	0- 0	OVERALL	0- 2	0- 1	6- 0				
4- 1	0- 0	0- 0	HOME	0- 1	0- 0	4- 0				
2- 1	0- 0	0- 0	AWAY	0- 0	0- 0	2- 0				
0- 1	0- 0	0- 0	NEUTRAL	0- 0	0- 1	0- 0				
6- 3	0- 0	0- 0	NON-CONFERENCE	0- 2	0- 1	6- 0				
4- 1	0- 0	0- 0	HOME	0- 1	0- 0	4- 0				
2- 1	0- 0	0- 0	AWAY	0- 1	0- 0	2- 0				
0- 1	0- 0	0- 0	NEUTRAL	0- 0	0- 1	0- 0				
0- 0	0- 0	0- 0	CONFERENCE	0- 0	0- 0	0- 0				
0- 0	0- 0	0- 0	HOME	0- 0	0- 0	0- 0				
0- 0	0- 0	0- 0	AWAY	0- 0	0- 0	0- 0				
0- 0	0- 0	0- 0	NEUTRAL	0- 0	0- 0	0- 0				

RPI	S	Opponent	Score	RPI	S	Opponent	Score	RPI	S	Opponent	Score	RPI	S	Opponent	Score	Team's RPI: 211
64	H	Bakersfield	72	76	84	A	Texas Tech	54	57	101	N	Toledo	54	69		
										205	H	Grambling	65	51		
										225	H	UAB	49	44		
										226	A	Wake Forest	72	69		
										242	H	Southern U.	56	45		
										323	A	FIU	65	58		
										333	H	UC Santa Barbara	61	34		
LAST 12 Division I GAMES:																
225	H	UAB	49	44	101	N	Toledo	54	69							
242	H	Southern U.	56	45	84	A	Texas Tech	54	57							
226	A	Wake Forest	72	69	64	H	Bakersfield	72	76							
205	H	Grambling	65	51												
323	A	FIU	65	58												
333	H	UC Santa Barbara	61	34												

Non-Div I Games:

Arizona

Average RPI Win:	115	WON-LOST	WINNING	LAST 10	STRENGTH OF	OPP. STRENGTH	TEAM	ADJ.	CONF.	ADJ CONF.
Average RPI Loss:	5	RECORD	PCT. RANK	GAMES	SCHEDULE	OF SCHEDULE	RPI	RPI	RPI	RPI
DIV. I ONLY	7- 1	27	1- 0	16	10	4	4	2	2	
DIV. I NON-CONF.	7- 1	27	1- 0	18	10	4	4	2	2	
TOTALS	RPI 1-25	RPI 26-50	W-L RECORDS	RPI 51-100	RPI 101-150	RPI 150+				
7- 1	1- 1	1- 0	OVERALL	1- 0	1- 0	3- 0				
4- 0	1- 0	0- 0	HOME	1- 0	1- 0	1- 0				
1- 0	0- 0	0- 0	AWAY	0- 0	0- 0	1- 0				
2- 1	0- 1	1- 0	NEUTRAL	0- 0	0- 0	1- 0				
7- 1	1- 1	1- 0	NON-CONFERENCE	1- 0	1- 0	3- 0				
4- 0	1- 0	0- 0	HOME	1- 0	1- 0	1- 0				
1- 0	0- 0	0- 0	AWAY	0- 0	0- 0	1- 0				
2- 1	0- 1	1- 0	NEUTRAL	0- 0	0- 0	1- 0				
0- 0	0- 0	0- 0	CONFERENCE	0- 0	0- 0	0- 0				
0- 0	0- 0	0- 0	HOME	0- 0	0- 0	0- 0				
0- 0	0- 0	0- 0	AWAY	0- 0	0- 0	0- 0				
0- 0	0- 0	0- 0	NEUTRAL	0- 0	0- 0	0- 0				

RPI 1-25				Team's RPI: 4				RPI 26-50				RPI 51-100				RPI 101+			
RPI	S	Opponent	Score					RPI	S	Opponent	Score					RPI	S	Opponent	Score
5	N	Green Bay	57	63				26	N	Vanderbilt	72	67				64	H	Bakersfield	83 54
10	H	Middle Tenn.	81	67												121	H	UC Davis	72 51
																183	A	Miami (FL)	65 61
																189	H	SMU	77 42
																213	N	Villanova	51 46
LAST 12 Division I GAMES:																			
213	N	Villanova	51	46				26	N	Vanderbilt	72	67				121	H	UC Davis	72 51
183	A	Miami (FL)	65	61				64	H	Bakersfield	83	54				189	H	SMU	77 42
64	H	Bakersfield	81	67				5	N	Green Bay	57	63							
10	H	Middle Tenn.																	

Non-Div I Games:

Arizona St.

Average RPI Win:	0	WON-LOST	WINNING	LAST 10	STRENGTH OF	OPP. STRENGTH	TEAM	ADJ.	CONF.	ADJ CONF.
Average RPI Loss:	157	RECORD	PCT. RANK	GAMES	SCHEDULE	OF SCHEDULE	RPI	RPI	RPI	RPI
DIV. I ONLY	0- 5	332	0- 1	59	318	295	295	32	32	
DIV. I NON-CONF.	0- 5	329	0- 2	64	319	297	297	32	32	
TOTALS	RPI 1-25	RPI 26-50	W-L RECORDS	RPI 51-100	RPI 101-150	RPI 150+				
0- 5	0- 0	0- 1	OVERALL	0- 0	0- 2	0- 2				
0- 0	0- 0	0- 0	HOME	0- 0	0- 0	0- 0				
0- 5	0- 0	0- 0	AWAY	0- 0	0- 0	0- 0				
0- 0	0- 0	0- 0	NEUTRAL	0- 0	0- 0	0- 0				
0- 5	0- 0	0- 1	NON-CONFERENCE	0- 0	0- 2	0- 2				
0- 0	0- 0	0- 0	HOME	0- 0	0- 0	0- 0				
0- 5	0- 0	0- 1	AWAY	0- 0	0- 2	0- 2				
0- 0	0- 0	0- 0	NEUTRAL	0- 0	0- 0	0- 0				
0- 0	0- 0	0- 0	CONFERENCE	0- 0	0- 0	0- 0				
0- 0	0- 0	0- 0	HOME	0- 0	0- 0	0- 0				
0- 0	0- 0	0- 0	AWAY	0- 0	0- 0	0- 0				
0- 0	0- 0	0- 0	NEUTRAL	0- 0	0- 0	0- 0				

RPI 1-25			RPI 26-50			RPI 51-100			RPI 101+			Team's RPI: 295
RPI	S	Opponent	Score	RPI	S	Opponent	Score	RPI	S	Opponent	Score	
				50	A	Wichita St.	26 55					
								108	A	Iowa St.	56 82	
								141	A	Xavier	52 89	
								160	A	Oklahoma St.	45 90	
								327	A	Cincinnati	57 73	
LAST 12 Division I GAMES:												
				141	A	Xavier	52 89	108	A	Iowa St.	56 82	
				50	A	Wichita St.	26 55	160	A	Oklahoma St.	45 90	
								327	A	Cincinnati	57 73	

Non-Div I Games: Talladega 66 70 Philander Smith 76 62 Lane 83 54

Ark.-Pine Bluff

Average RPI Win:	141	WON-LOST	WINNING	LAST 10	STRENGTH OF	OPP. STRENGTH	TEAM	ADJ.	CONF.	ADJ CONF.
Average RPI Loss:	70	RECORD	PCT. RANK	GAMES	SCHEDULE	OF SCHEDULE	RPI	RPI	RPI	RPI
DIV. I ONLY	8- 2	39	8- 2	95	14	41	41	3	3	
DIV. I NON-CONF.	8- 2	39	8- 2	102	14	42	42	3	3	
TOTALS	RPI 1-25	RPI 26-50	W-L RECORDS	RPI 51-100	RPI 101-150	RPI 150+				
8- 2	2- 0	0- 0	OVERALL	0- 2	2- 0	4- 0				
3- 2	0- 0	0- 0	HOME	0- 2	2- 0	1- 0				
3- 0	1- 0	0- 0	AWAY	0- 0	0- 0	2- 0				
2- 0	1- 0	0- 0	NEUTRAL	0- 0	0- 0	1- 0				
8- 2	2- 0	0- 0	NON-CONFERENCE	0- 2	2- 0	4- 0				
3- 2	0- 0	0- 0	HOME	0- 2	2- 0	1- 0				
3- 0	1- 0	0- 0	AWAY	0- 0	0- 0	2- 0				
2- 0	1- 0	0- 0	NEUTRAL	0- 0	0- 0	1- 0				
0- 0	0- 0	0- 0	CONFERENCE	0- 0	0- 0	0- 0				
0- 0	0- 0	0- 0	HOME	0- 0	0- 0	0- 0				
0- 0	0- 0	0- 0	AWAY	0- 0	0- 0	0- 0				
0- 0	0- 0	0- 0	NEUTRAL	0- 0	0- 0	0- 0				

RPI 1-25				RPI 26-50		Team's RPI: 41		RPI 51-100				RPI 101+			
RPI	S	Opponent	Score	RPI	S	Opponent	Score	RPI	S	Opponent	Score	RPI	S	Opponent	Score
10	A	Middle Tenn.	58 51					60	H	South Dakota St.	75 80	107	H	Nicholls St.	63 52
14	N	Iowa	77 67					79	H	Rutgers	52 64	122	H	Savannah St.	75 46
												172	H	Northwestern St.	78 30
												222	A	Missouri St.	59 50
												233	N	Richmond	74 55
												248	A	Tulsa	64 53
LAST 12 Division I GAMES:															
				60	H	South Dakota St.	75 80	248	A	Tulsa	64 53				
				233	N	Richmond	74 55	222	A	Missouri St.	59 50				
				14	N	Iowa	77 67	79	H	Rutgers	52 64				
				172	H	Northwestern St.	78 30	107	H	Nicholls St.	63 52				
				10	A	Middle Tenn.	58 51								
				122	H	Savannah St.	75 46								

Non-Div I Games:

Arkansas

■ Loss, 
 ■ Non-Conf, 
 ■ S Site, 
 ■ H Home 
 ■ A Away 
 N Neutral

Average RPI Win:	203	WON-LOST	WINNING	LAST 10	STRENGTH OF	OPP. STRENGTH	TEAM	ADJ.	CONF.	ADJ CONF.
Average RPI Loss:	65	RECORD	PCT. RANK	GAMES	SCHEDULE	OF SCHEDULE	RPI	RPI	RPI	RPI
DIV. I ONLY	2- 4	229	0- 1	13	158	113	113	17	17	
DIV. I NON-CONF.	2- 4	226	0- 1	15	158	115	115	17	17	
TOTALS	RPI 1-25	RPI 26-50	W-L RECORDS	RPI 51-100	RPI 101-150	RPI 150+				
2- 4	0- 1	0- 0	OVERALL	0- 2	1- 1	1- 0				
2- 0	0- 0	0- 0	HOME	0- 0	1- 0	1- 0				
0- 4	0- 1	0- 0	AWAY	0- 2	0- 1	0- 0				
0- 0	0- 0	0- 0	NEUTRAL	0- 0	0- 0	0- 0				
2- 4	0- 1	0- 0	NON-CONFERENCE	0- 2	1- 1	1- 0				
2- 0	0- 0	0- 0	HOME	0- 0	1- 0	1- 0				
0- 4	0- 1	0- 0	AWAY	0- 2	0- 1	0- 0				
0- 0	0- 0	0- 0	NEUTRAL	0- 0	0- 0	0- 0				
0- 0	0- 0	0- 0	CONFERENCE	0- 0	0- 0	0- 0				
0- 0	0- 0	0- 0	HOME	0- 0	0- 0	0- 0				
0- 0	0- 0	0- 0	AWAY	0- 0	0- 0	0- 0				
0- 0	0- 0	0- 0	NEUTRAL	0- 0	0- 0	0- 0				

RPI 1-25				RPI 26-50				RPI 51-100				RPI 101+				Team's RPI: 113	
RPI	S	Opponent	Score	RPI	S	Opponent	Score	RPI	S	Opponent	Score	RPI	S	Opponent	Score		
25	A	Mississippi St.	83 93					62	A	Colorado	69 80	105	A	Kansas	48 62		
								67	A	Ohio St.	52 67	109	H	Chattanooga	57 52		
												296	H	Jackson St.	92 60		
LAST 12 Division I GAMES:																	
				296	H	Jackson St.	92 60	62	A	Colorado	69 80	105	A	Kansas	48 62		
								67	A	Ohio St.	52 67	109	H	Chattanooga	57 52		
								25	A	Mississippi St.	83 93						

Non-Div I Games: Christian Bros. 79 39

Arkansas St.



# Army

A  
r  
m  
y

Army

Page 17

Average RPI Win:	181	WON-LOST	WINNING	LAST 10	STRENGTH OF	OPP. STRENGTH	TEAM	ADJ.	CONF.	ADJ CONF.
Average RPI Loss:	91	RECORD	PCT. RANK	GAMES	SCHEDULE	OF SCHEDULE	RPI	RPI	RPI	RPI
DIV. I ONLY	6- 2	60	6- 2	174	56	75	75	3	3	
DIV. I NON-CONF.	6- 2	61	6- 2	181	57	76	76	3	3	
TOTALS	RPI 1-25	RPI 26-50	W-L RECORDS	RPI 51-100	RPI 101-150	RPI 150+				
6- 2	0- 0	1- 0	OVERALL	0- 2	0- 0	5- 0				
6- 0	0- 0	1- 0	HOME	0- 0	0- 0	5- 0				
0- 2	0- 0	0- 0	AWAY	0- 2	0- 0	0- 0				
0- 0	0- 0	0- 0	NEUTRAL	0- 0	0- 0	0- 0				
6- 2	0- 0	1- 0	NON-CONFERENCE	0- 2	0- 0	5- 0				
6- 0	0- 0	1- 0	HOME	0- 0	0- 0	5- 0				
0- 2	0- 0	0- 0	AWAY	0- 2	0- 0	0- 0				
0- 0	0- 0	0- 0	NEUTRAL	0- 0	0- 0	0- 0				
0- 0	0- 0	0- 0	CONFERENCE	0- 0	0- 0	0- 0				
0- 0	0- 0	0- 0	HOME	0- 0	0- 0	0- 0				
0- 0	0- 0	0- 0	AWAY	0- 0	0- 0	0- 0				
0- 0	0- 0	0- 0	NEUTRAL	0- 0	0- 0	0- 0				

RPI 1-25				RPI 26-50				RPI 51-100				Team's RPI: 75	RPI 101+			
RPI	S	Opponent	Score	RPI	S	Opponent	Score	RPI	S	Opponent	Score		RPI	S	Opponent	Score
				37	H	FGCU	72 69	85	A	Virginia	51 66		198	H	Troy	71 54
								96	A	Winthrop	54 56		201	H	Samford	64 41
													205	H	Grambling	92 42
													210	H	Southeastern La.	72 44
													237	H	Marquette	79 53
LAST 12 Division I GAMES:																
				237	H	Marquette	79 53	201	H	Samford	64 41					
				96	A	Winthrop	54 56	210	H	Southeastern La.	72 44					
				85	A	Virginia	51 66									
				37	H	FGCU	72 69									
				205	H	Grambling	92 42									
				198	H	Troy	71 54									

Non-Div I Games:

Auburn

Average RPI Win:	345	WON-LOST	WINNING	LAST 10	STRENGTH OF	OPP. STRENGTH	TEAM	ADJ.	CONF.	ADJ CONF.
Average RPI Loss:	174	RECORD	PCT. RANK	GAMES	SCHEDULE	OF SCHEDULE	RPI	RPI	RPI	RPI
DIV. I ONLY	1- 7	317	1- 7	175	329	318	318	27	27	
DIV. I NON-CONF.	1- 7	316	1- 7	182	330	317	317	27	27	
TOTALS	RPI 1-25	RPI 26-50	W-L RECORDS	RPI 51-100	RPI 101-150	RPI 150+				
1- 7	0- 0	0- 0	OVERALL	0- 1	0- 2	1- 4				
1- 2	0- 0	0- 0	HOME	0- 1	0- 0	1- 1				
0- 4	0- 0	0- 0	AWAY	0- 0	0- 2	0- 2				
0- 1	0- 0	0- 0	NEUTRAL	0- 0	0- 0	0- 1				
1- 7	0- 0	0- 0	NON-CONFERENCE	0- 1	0- 2	1- 4				
1- 2	0- 0	0- 0	HOME	0- 1	0- 0	1- 1				
0- 4	0- 0	0- 0	AWAY	0- 0	0- 2	0- 2				
0- 1	0- 0	0- 0	NEUTRAL	0- 0	0- 0	0- 1				
0- 0	0- 0	0- 0	CONFERENCE	0- 0	0- 0	0- 0				
0- 0	0- 0	0- 0	HOME	0- 0	0- 0	0- 0				
0- 0	0- 0	0- 0	AWAY	0- 0	0- 0	0- 0				
0- 0	0- 0	0- 0	NEUTRAL	0- 0	0- 0	0- 0				

RPI 1-25				RPI 26-50				RPI 51-100				RPI 101+				Team's RPI: 318	
RPI	S	Opponent	Score	RPI	S	Opponent	Score	RPI	S	Opponent	Score	RPI	S	Opponent	Score		
								86	H	Southern Ill.	65	75	109	A	Chattanooga	65	76
													125	A	Memphis	60	65
													193	N	Oral Roberts	60	73
													216	A	Southern Miss.	71	80
													218	H	Wright St.	73	85
													273	A	Evansville	68	72
													345	H	Grand Canyon	84	77
LAST 12 Division I GAMES:																	
273	A	Evansville	68	72	86	H	Southern Ill.	65	75								
218	H	Wright St.	73	85	125	A	Memphis	60	65								
					193	N	Oral Roberts	60	73								
					216	A	Southern Miss.	71	80								
					109	A	Chattanooga	65	76								
					345	H	Grand Canyon	84	77								

Non-Div I Games: Brescia 99 63

Austin Peay

■ Loss, 
 ■ Non-Conf, 
 ■ S Site, 
 ■ H Home 
 ■ A Away 
 N Neutral

Average RPI Win:	232	WON-LOST	WINNING	LAST 10	STRENGTH OF	OPP. STRENGTH	TEAM	ADJ.	CONF.	ADJ CONF.
Average RPI Loss:	65	RECORD	PCT. RANK	GAMES	SCHEDULE	OF SCHEDULE	RPI	RPI	RPI	RPI
DIV. I ONLY	6- 3	86	6- 3	115	218	104	104	6	6	
DIV. I NON-CONF.	6- 3	84	6- 3	123	219	105	105	6	6	
TOTALS	RPI 1-25	RPI 26-50	W-L RECORDS	RPI 51-100	RPI 101-150	RPI 150+				
6- 3	0- 0	0- 0	OVERALL	0- 3	1- 0	5- 0				
4- 1	0- 0	0- 0	HOME	0- 1	1- 0	3- 0				
1- 1	0- 0	0- 0	AWAY	0- 1	0- 0	1- 0				
1- 1	0- 0	0- 0	NEUTRAL	0- 1	0- 0	1- 0				
6- 3	0- 0	0- 0	NON-CONFERENCE	0- 3	1- 0	5- 0				
4- 1	0- 0	0- 0	HOME	0- 1	1- 0	3- 0				
1- 1	0- 0	0- 0	AWAY	0- 1	0- 0	1- 0				
1- 1	0- 0	0- 0	NEUTRAL	0- 1	0- 0	1- 0				
0- 0	0- 0	0- 0	CONFERENCE	0- 0	0- 0	0- 0				
0- 0	0- 0	0- 0	HOME	0- 0	0- 0	0- 0				
0- 0	0- 0	0- 0	AWAY	0- 0	0- 0	0- 0				
0- 0	0- 0	0- 0	NEUTRAL	0- 0	0- 0	0- 0				

RPI 1-25				RPI 26-50				RPI 51-100				RPI 101+				Team's RPI: 104	
RPI	S	Opponent	Score	RPI	S	Opponent	Score	RPI	S	Opponent	Score	RPI	S	Opponent	Score		
								60	A	South Dakota St.	65	75	142	H	Colorado St.	69	58
								63	H	CSUN	54	63	212	N	Butler	81	62
								72	N	Oregon St.	61	71	231	A	Utah	60	56
													236	H	Nevada	65	60
													275	H	UNLV	76	61
													298	H	Weber St.	64	53
LAST 12 Division I GAMES:																	
				231	A	Utah	60	56	72	N	Oregon St.	61	71				
				298	H	Weber St.	64	53	212	N	Butler	81	62				
				142	H	Colorado St.	69	58	236	H	Nevada	65	60				
				275	H	UNLV	76	61	63	H	CSUN	54	63				
									60	A	South Dakota St.	65	75				

Non-Div I Games: BYU-Hawaii 73 52

BYU

## Bakersfield

Through Games Of Dec. 14, 2014

Average RPI Win:	185	WON-LOST	WINNING	LAST 10	STRENGTH OF	OPP. STRENGTH	TEAM	ADJ.	CONF.	ADJ CONF.
Average RPI Loss:	109	RECORD	PCT. RANK	GAMES	SCHEDULE	OF SCHEDULE	RPI	RPI	RPI	RPI
DIV. I ONLY	5- 3	109	5- 3	100	114	64	64	33	33	
DIV. I NON-CONF.	5- 3	109	5- 3	106	115	65	65	33	33	
TOTALS	RPI 1-25	RPI 26-50	W-L RECORDS	RPI 51-100	RPI 101-150	RPI 150+				
5- 3	1- 2	0- 0	OVERALL	1- 0	0- 0	3- 1				
4- 0	1- 0	0- 0	HOME	1- 0	0- 0	2- 0				
1- 3	0- 2	0- 0	AWAY	0- 0	0- 0	1- 1				
0- 0	0- 0	0- 0	NEUTRAL	0- 0	0- 0	0- 0				
5- 3	1- 2	0- 0	NON-CONFERENCE	1- 0	0- 0	3- 1				
4- 0	1- 0	0- 0	HOME	1- 0	0- 0	2- 0				
1- 3	0- 2	0- 0	AWAY	0- 0	0- 0	1- 1				
0- 0	0- 0	0- 0	NEUTRAL	0- 0	0- 0	0- 0				
0- 0	0- 0	0- 0	CONFERENCE	0- 0	0- 0	0- 0				
0- 0	0- 0	0- 0	HOME	0- 0	0- 0	0- 0				
0- 0	0- 0	0- 0	AWAY	0- 0	0- 0	0- 0				
0- 0	0- 0	0- 0	NEUTRAL	0- 0	0- 0	0- 0				

RPI 1-25				RPI 26-50				RPI 51-100				Team's RPI: 64		RPI 101+			
RPI	S	Opponent	Score	RPI	S	Opponent	Score	RPI	S	Opponent	Score			RPI	S	Opponent	Score
4	A	Arizona St.	54 83					69	H	UC Riverside	66 65			211	A	Arizona	76 72
9	A	Nebraska	45 54											293	H	UC Irvine	80 70
12	H	Fresno St.	80 60											315	A	Omaha	68 80
														340	H	Air Force	96 56
LAST 12 Division I GAMES:																	
				315	A	Omaha	68 80					9	A	Nebraska	45 54		
				69	H	UC Riverside	66 65					340	H	Air Force	96 56		
				293	H	UC Irvine	80 70										
				12	H	Fresno St.	80 60										
				4	A	Arizona St.	54 83										
				211	A	Arizona	76 72										

Non-Div I Games: Fresno Pacific 82 60

Bakersfield

■ Loss, 
 ■ Non-Conf, S Site, 
 ■ Home 
 ■ Away 
 N Neutral

Average RPI Win:	300	WON-LOST	WINNING	LAST 10	STRENGTH OF	OPP. STRENGTH	TEAM	ADJ.	CONF.	ADJ CONF.
Average RPI Loss:	91	RECORD	PCT. RANK	GAMES	SCHEDULE	OF SCHEDULE	RPI	RPI	RPI	RPI
DIV. I ONLY	3- 4	193	3- 4	239	122	257	257	20	20	
DIV. I NON-CONF.	3- 4	189	3- 4	242	121	260	260	21	21	
TOTALS	RPI 1-25	RPI 26-50	W-L RECORDS	RPI 51-100	RPI 101-150	RPI 150+				
3- 4	0- 0	0- 2	OVERALL	0- 1	0- 0	3- 1				
3- 2	0- 0	0- 1	HOME	0- 1	0- 0	3- 0				
0- 2	0- 0	0- 1	AWAY	0- 0	0- 0	0- 1				
0- 0	0- 0	0- 0	NEUTRAL	0- 0	0- 0	0- 0				
3- 4	0- 0	0- 2	NON-CONFERENCE	0- 1	0- 0	3- 1				
3- 2	0- 0	0- 1	HOME	0- 1	0- 0	3- 0				
0- 2	0- 0	0- 1	AWAY	0- 0	0- 0	0- 1				
0- 0	0- 0	0- 0	NEUTRAL	0- 0	0- 0	0- 0				
0- 0	0- 0	0- 0	CONFERENCE	0- 0	0- 0	0- 0				
0- 0	0- 0	0- 0	HOME	0- 0	0- 0	0- 0				
0- 0	0- 0	0- 0	AWAY	0- 0	0- 0	0- 0				
0- 0	0- 0	0- 0	NEUTRAL	0- 0	0- 0	0- 0				

RPI 1-25				RPI 26-50				RPI 51-100				RPI 101+ Team's RPI: 257			
RPI	S	Opponent	Score	RPI	S	Opponent	Score	RPI	S	Opponent	Score	RPI	S	Opponent	Score
				28	A	Louisville	56 69	80	H	Duquesne	62 82	212	A	Butler	41 48
				43	H	Purdue	60 66					273	H	Evansville	76 70
												294	H	Oakland	75 50
												334	H	Murray St.	85 59
LAST 12 Division I GAMES:															
				273	H	Evansville	76 70	212	A	Butler	41 48				
				43	H	Purdue	60 66	294	H	Oakland	75 50				
								80	H	Duquesne	62 82				
								334	H	Murray St.	85 59				
								28	A	Louisville	56 69				

Non-Div I Games:

Ball St.

■ Loss, 
 ■ Non-Conf, S Site, 
 ■ Home 
 ■ Away 
 N Neutral

Average RPI Win:	160	WON-LOST	WINNING	LAST 10	STRENGTH OF	OPP. STRENGTH	TEAM	ADJ.	CONF.	ADJ CONF.
Average RPI Loss:	3	RECORD	PCT. RANK	GAMES	SCHEDULE	OF SCHEDULE	RPI	RPI	RPI	RPI
DIV. I ONLY	8- 1	22	8- 1	99	42	18	18	5	5	
DIV. I NON-CONF.	8- 1	21	8- 1	105	42	18	18	5	5	
TOTALS	RPI 1-25	RPI 26-50	W-L RECORDS	RPI 51-100	RPI 101-150	RPI 150+				
8- 1	0- 1	1- 0	OVERALL	0- 0	2- 0	5- 0				
7- 0	0- 0	1- 0	HOME	0- 0	2- 0	4- 0				
1- 1	0- 1	0- 0	AWAY	0- 0	0- 0	1- 0				
0- 0	0- 0	0- 0	NEUTRAL	0- 0	0- 0	0- 0				
8- 1	0- 1	1- 0	NON-CONFERENCE	0- 0	2- 0	5- 0				
7- 0	0- 0	1- 0	HOME	0- 0	2- 0	4- 0				
1- 1	0- 1	0- 0	AWAY	0- 0	0- 0	1- 0				
0- 0	0- 0	0- 0	NEUTRAL	0- 0	0- 0	0- 0				
0- 0	0- 0	0- 0	CONFERENCE	0- 0	0- 0	0- 0				
0- 0	0- 0	0- 0	HOME	0- 0	0- 0	0- 0				
0- 0	0- 0	0- 0	AWAY	0- 0	0- 0	0- 0				
0- 0	0- 0	0- 0	NEUTRAL	0- 0	0- 0	0- 0				

RPI 1-25				RPI 26-50				RPI 51-100				RPI 101+			
RPI	S	Opponent	Score	RPI	S	Opponent	Score	RPI	S	Opponent	Score	RPI	S	Opponent	Score
3	A	Kentucky	64 74	40	H	Stetson	96 42					103	H	Idaho	88 70
												140	H	Tex.-Pan American	96 42
												158	H	Marist	90 60
												175	A	Ole Miss	96 54
												193	H	Oral Roberts	101 60
												203	H	Utah St.	99 43
												264	H	Stephen F. Austin	96 57
LAST 12 Division I GAMES:															
264	H	Stephen F. Austin	96 57	158	H	Marist	90 60								
103	H	Idaho	88 70	40	H	Stetson	96 42								
175	A	Ole Miss	96 54	203	H	Utah St.	99 43								
140	H	Tex.-Pan American	96 42	3	A	Kentucky	64 74								
				193	H	Oral Roberts	101 60								

Non-Div I Games:

Baylor

Average RPI Win:	337	WON-LOST	WINNING	LAST 10	STRENGTH OF	OPP. STRENGTH	TEAM	ADJ.	CONF.	ADJ CONF.
Average RPI Loss:	88	RECORD	PCT. RANK	GAMES	SCHEDULE	OF SCHEDULE	RPI	RPI	RPI	RPI
DIV. I ONLY	2- 6	268	2- 6	60	237	188	188	27	27	
DIV. I NON-CONF.	2- 6	267	2- 6	65	241	190	190	27	27	
TOTALS	RPI 1-25	RPI 26-50	W-L RECORDS	RPI 51-100	RPI 101-150	RPI 150+				
2- 6	0- 1	0- 2	OVERALL	0- 1	0- 1	2- 1				
1- 1	0- 0	0- 0	HOME	0- 0	0- 1	1- 0				
1- 4	0- 1	0- 2	AWAY	0- 0	0- 0	1- 1				
0- 1	0- 0	0- 0	NEUTRAL	0- 1	0- 0	0- 0				
2- 6	0- 1	0- 2	NON-CONFERENCE	0- 1	0- 1	2- 1				
1- 1	0- 0	0- 0	HOME	0- 0	0- 1	1- 0				
1- 4	0- 1	0- 2	AWAY	0- 0	0- 0	1- 1				
0- 1	0- 0	0- 0	NEUTRAL	0- 1	0- 0	0- 0				
0- 0	0- 0	0- 0	CONFERENCE	0- 0	0- 0	0- 0				
0- 0	0- 0	0- 0	HOME	0- 0	0- 0	0- 0				
0- 0	0- 0	0- 0	AWAY	0- 0	0- 0	0- 0				
0- 0	0- 0	0- 0	NEUTRAL	0- 0	0- 0	0- 0				

RPI 1-25				RPI 26-50				RPI 51-100				RPI 101+ Team's RPI: 188			
RPI	S	Opponent	Score	RPI	S	Opponent	Score	RPI	S	Opponent	Score	RPI	S	Opponent	Score
3	A	Kentucky	55 71	26	A	Vanderbilt	58 65	72	N	Akron	58 73	109	H	Chattanooga	48 60
				28	A	Louisville	35 95					288	A	Kent St.	55 58
												329	H	Lipscomb	80 60
												344	A	Denver	72 43
LAST 12 Division I GAMES:															
109	H	Chattanooga	48 60	3	A	Kentucky	55 71								
329	H	Lipscomb	80 60	26	A	Vanderbilt	58 65								
344	A	Denver	72 43												
72	N	Akron	58 73												
288	A	Kent St.	55 58												
28	A	Louisville	35 95												

Non-Div I Games: North Ala.

69 72

Belmont



## Bethune-Cookman

Through Games Of Dec. 14, 2014

Average RPI Win:	<b>122</b>	WON-LOST	WINNING	LAST 10	STRENGTH OF	OPP. STRENGTH	TEAM	ADJ.	CONF.	ADJ CONF.
Average RPI Loss:	<b>156</b>	RECORD	PCT. RANK	GAMES	SCHEDULE	OF SCHEDULE	RPI	RPI	RPI	RPI
DIV. I ONLY	<b>1- 6</b>	<b>310</b>	<b>1- 6</b>	<b>77</b>	<b>260</b>	<b>219</b>	<b>219</b>	<b>31</b>	<b>31</b>	
DIV. I NON-CONF.	<b>0- 5</b>	<b>329</b>	<b>0- 5</b>	<b>71</b>	<b>194</b>	<b>279</b>	<b>279</b>	<b>31</b>	<b>31</b>	
TOTALS	RPI 1-25	RPI 26-50	W-L RECORDS	RPI 51-100	RPI 101-150	RPI 150+				
1- 6	0- 0	0- 2	OVERALL	0- 1	1- 0	0- 3				
0- 1	0- 0	0- 0	HOME	0- 0	0- 0	0- 1				
1- 5	0- 0	0- 2	AWAY	0- 1	1- 0	0- 2				
0- 0	0- 0	0- 0	NEUTRAL	0- 0	0- 0	0- 0				
0- 5	0- 0	0- 2	NON-CONFERENCE	0- 1	0- 0	0- 2				
0- 1	0- 0	0- 0	HOME	0- 0	0- 0	0- 1				
0- 4	0- 0	0- 2	AWAY	0- 1	0- 0	0- 1				
0- 0	0- 0	0- 0	NEUTRAL	0- 0	0- 0	0- 0				
1- 1	0- 0	0- 0	CONFERENCE	0- 0	1- 0	0- 1				
0- 0	0- 0	0- 0	HOME	0- 0	0- 0	0- 0				
1- 1	0- 0	0- 0	AWAY	0- 0	1- 0	0- 1				
0- 0	0- 0	0- 0	NEUTRAL	0- 0	0- 0	0- 0				

RPI 1-25				RPI 26-50				RPI 51-100				RPI 101+ Team's RPI: 219			
RPI	S	Opponent	Score	RPI	S	Opponent	Score	RPI	S	Opponent	Score	RPI	S	Opponent	Score
				29	A	Florida St.	34 103	65	A	East Carolina	42 71	122	A	Savannah St.	59 52
				40	A	Stetson	61 91					185	H	Fla. Atlantic	68 88
												307	A	Jacksonville	51 64
												311	A	South Carolina St.	61 68
LAST 12 Division I GAMES:															
				185	H	Fla. Atlantic	68 88	311	A	South Carolina St.	61 68				
				40	A	Stetson	61 91	122	A	Savannah St.	59 52				
								65	A	East Carolina	42 71				
								307	A	Jacksonville	51 64				
								29	A	Florida St.	34 103				

Non-Div I Games: Edward Waters 60 42 Lynn 67 48

Bethune-Cookman

  Loss, 
   Non-Conf, 
   S Site, 
   H Home 
   A Away 
 N Neutral

Binghamton

Through Games Of Dec. 14, 2014

Average RPI Win:	348	WON-LOST	WINNING	LAST 10	STRENGTH OF	OPP. STRENGTH	TEAM	ADJ.	CONF.	ADJ CONF.
Average RPI Loss:	146	RECORD	PCT. RANK	GAMES	SCHEDULE	OF SCHEDULE	RPI	RPI	RPI	RPI
DIV. I ONLY	1- 9	329	1- 9	79	321	267	267	24	24	
DIV. I NON-CONF.	1- 9	327	1- 9	86	322	270	270	24	24	
TOTALS	RPI 1-25	RPI 26-50	W-L RECORDS	RPI 51-100	RPI 101-150	RPI 150+				
1- 9	0- 1	0- 1	OVERALL	0- 2	0- 1	1- 4				
0- 2	0- 0	0- 0	HOME	0- 0	0- 1	0- 1				
0- 7	0- 0	0- 0	AWAY	0- 0	0- 0	0- 1				
1- 0	0- 0	0- 0	NEUTRAL	0- 0	0- 0	1- 0				
1- 9	0- 1	0- 1	NON-CONFERENCE	0- 2	0- 1	1- 4				
0- 2	0- 0	0- 0	HOME	0- 0	0- 1	0- 1				
0- 7	0- 1	0- 1	AWAY	0- 2	0- 0	0- 3				
1- 0	0- 0	0- 0	NEUTRAL	0- 0	0- 0	1- 0				
0- 0	0- 0	0- 0	CONFERENCE	0- 0	0- 0	0- 0				
0- 0	0- 0	0- 0	HOME	0- 0	0- 0	0- 0				
0- 0	0- 0	0- 0	AWAY	0- 0	0- 0	0- 0				
0- 0	0- 0	0- 0	NEUTRAL	0- 0	0- 0	0- 0				

RPI 1-25			RPI 26-50			RPI 51-100			RPI 101+			Team's RPI: 267
RPI	S	Opponent	Score	RPI	S	Opponent	Score	RPI	S	Opponent	Score	
22	A	Princeton	58 96	30	A	St. John's (NY)	51 67	72	A	Akron	49 80	141 H Xavier 71 89
								91	A	St. Bonaventure	54 72	194 H Niagara 52 63
												241 A NJIT 48 52
												253 A Canisius 75 91
												269 A Colgate 55 74
												348 N Delaware St. 90 84
LAST 12 Division I GAMES:												
22	A	Princeton	58 96	91	A	St. Bonaventure	54 72					
253	A	Canisius	75 91	30	A	St. John's (NY)	51 67					
269	A	Colgate	55 74	194	H	Niagara	52 63					
241	A	NJIT	48 52	141	H	Xavier	71 89					
				348	N	Delaware St.	90 84					
				72	A	Akron	49 80					

Non-Div I Games:

Binghamton

Loss, Non-Conf, S Site, H Home A Away N Neutral

Average RPI Win:	225	WON-LOST	WINNING	LAST 10	STRENGTH OF	OPP. STRENGTH	TEAM	ADJ.	CONF.	ADJ CONF.
Average RPI Loss:	164	RECORD	PCT. RANK	GAMES	SCHEDULE	OF SCHEDULE	RPI	RPI	RPI	RPI
DIV. I ONLY	5- 3	109	0- 0	180	273	127	127	21	21	
DIV. I NON-CONF.	5- 3	109	0- 0	187	275	130	130	22	22	
TOTALS	RPI 1-25	RPI 26-50	W-L RECORDS	RPI 51-100	RPI 101-150	RPI 150+				
5- 3	0- 0	0- 1	OVERALL	0- 0	1- 1	4- 1				
3- 0	0- 0	0- 0	HOME	0- 0	1- 0	2- 0				
1- 2	0- 0	0- 0	AWAY	0- 0	0- 1	1- 1				
1- 1	0- 0	0- 1	NEUTRAL	0- 0	0- 0	1- 0				
5- 3	0- 0	0- 1	NON-CONFERENCE	0- 0	1- 1	4- 1				
3- 0	0- 0	0- 0	HOME	0- 0	1- 0	2- 0				
1- 2	0- 0	0- 0	AWAY	0- 0	0- 1	1- 1				
1- 1	0- 0	0- 1	NEUTRAL	0- 0	0- 0	1- 0				
0- 0	0- 0	0- 0	CONFERENCE	0- 0	0- 0	0- 0				
0- 0	0- 0	0- 0	HOME	0- 0	0- 0	0- 0				
0- 0	0- 0	0- 0	AWAY	0- 0	0- 0	0- 0				
0- 0	0- 0	0- 0	NEUTRAL	0- 0	0- 0	0- 0				

RPI 1-25				RPI 26-50				RPI 51-100				RPI 101+ Team's RPI: 127			
RPI	S	Opponent	Score	RPI	S	Opponent	Score	RPI	S	Opponent	Score	RPI	S	Opponent	Score
				27	N	Long Beach St.	50 68					143	H	Montana St.	75 60
												147	A	Southern Utah	64 66
												176	H	Eastern Wash.	90 72
												181	N	Yale	59 53
												280	A	Idaho St.	86 62
												317	A	Utah Valley	60 68
												347	H	New Mexico St.	70 45
LAST 12 Division I GAMES:															
				176	H	Eastern Wash.	90 72					347	H	New Mexico St.	70 45
				317	A	Utah Valley	60 68					143	H	Montana St.	75 60
				280	A	Idaho St.	86 62								
				181	N	Yale	59 53								
				27	N	Long Beach St.	50 68								
				147	A	Southern Utah	64 66								

Non-Div I Games: Col. of Idaho 91 40 Carroll (MT) 58 45

Boise St.

Average RPI Win:	178	WON-LOST	WINNING	LAST 10	STRENGTH OF	OPP. STRENGTH	TEAM	ADJ.	CONF.	ADJ CONF.
Average RPI Loss:	125	RECORD	PCT. RANK	GAMES	SCHEDULE	OF SCHEDULE	RPI	RPI	RPI	RPI
DIV. I ONLY	6- 4	125	0- 1	73	195	77	77	4	4	
DIV. I NON-CONF.	6- 4	124	0- 1	79	193	78	78	4	4	
TOTALS	RPI 1-25	RPI 26-50	W-L RECORDS	RPI 51-100	RPI 101-150	RPI 150+				
6- 4	0- 1	1- 0	OVERALL	0- 1	2- 1	3- 1				
3- 1	0- 0	0- 0	HOME	0- 1	1- 0	2- 0				
2- 3	0- 1	1- 0	AWAY	0- 0	1- 1	0- 1				
1- 0	0- 0	0- 0	NEUTRAL	0- 0	0- 0	1- 0				
6- 4	0- 1	1- 0	NON-CONFERENCE	0- 1	2- 1	3- 1				
3- 1	0- 0	0- 0	HOME	0- 1	1- 0	2- 0				
2- 3	0- 1	1- 0	AWAY	0- 0	1- 1	0- 1				
1- 0	0- 0	0- 0	NEUTRAL	0- 0	0- 0	1- 0				
0- 0	0- 0	0- 0	CONFERENCE	0- 0	0- 0	0- 0				
0- 0	0- 0	0- 0	HOME	0- 0	0- 0	0- 0				
0- 0	0- 0	0- 0	AWAY	0- 0	0- 0	0- 0				
0- 0	0- 0	0- 0	NEUTRAL	0- 0	0- 0	0- 0				

RPI 1-25				RPI 26-50				RPI 51-100				Team's RPI: 77		RPI 101+			
RPI	S	Opponent	Score	RPI	S	Opponent	Score	RPI	S	Opponent	Score		RPI	S	Opponent	Score	
17	A	Stanford	63 96	46	A	St. Mary's (CA)	82 72	82	H	Indiana	67 76		123	A	Hartford	73 61	
													133	A	Maine	64 69	
													137	H	Bryant	90 79	
													221	H	New Hampshire	64 58	
													251	N	Brown	90 80	
													266	A	Holy Cross	64 80	
													289	H	Boston U.	73 56	
LAST 12 Division I GAMES:																	
				82	H	Indiana	67 76	133	A	Maine	64 69						
				251	N	Brown	90 80	221	H	New Hampshire	64 58						
				137	H	Bryant	90 79	266	A	Holy Cross	64 80						
				289	H	Boston U.	73 56	123	A	Hartford	73 61						
				46	A	St. Mary's (CA)	82 72										
				17	A	Stanford	63 96										

Non-Div I Games:

Boston College

Average RPI Win:	243	WON-LOST	WINNING	LAST 10	STRENGTH OF	OPP. STRENGTH	TEAM	ADJ.	CONF.	ADJ CONF.
Average RPI Loss:	183	RECORD	PCT. RANK	GAMES	SCHEDULE	OF SCHEDULE	RPI	RPI	RPI	RPI
DIV. I ONLY	3- 7	251	3- 7	284	211	289	289	18	18	
DIV. I NON-CONF.	3- 7	250	3- 7	284	211	290	290	18	18	
TOTALS	RPI 1-25	RPI 26-50	W-L RECORDS	RPI 51-100	RPI 101-150	RPI 150+				
3- 7	0- 0	0- 0	OVERALL	0- 1	1- 0	2- 6				
2- 1	0- 0	0- 0	HOME	0- 0	1- 0	1- 1				
0- 6	0- 0	0- 0	AWAY	0- 0	0- 0	0- 0				
1- 0	0- 0	0- 0	NEUTRAL	0- 0	0- 0	1- 0				
3- 7	0- 0	0- 0	NON-CONFERENCE	0- 1	1- 0	2- 6				
2- 1	0- 0	0- 0	HOME	0- 0	1- 0	1- 1				
0- 6	0- 0	0- 0	AWAY	0- 1	0- 0	0- 5				
1- 0	0- 0	0- 0	NEUTRAL	0- 0	0- 0	1- 0				
0- 0	0- 0	0- 0	CONFERENCE	0- 0	0- 0	0- 0				
0- 0	0- 0	0- 0	HOME	0- 0	0- 0	0- 0				
0- 0	0- 0	0- 0	AWAY	0- 0	0- 0	0- 0				
0- 0	0- 0	0- 0	NEUTRAL	0- 0	0- 0	0- 0				

RPI 1-25			RPI 26-50			RPI 51-100			RPI 101+			Team's RPI: 289
RPI	S	Opponent	Score	RPI	S	Opponent	Score	RPI	S	Opponent	Score	
						77 A Boston College	56 73			138 H Harvard	63 62	
										157 A Rhode Island	48 56	
										158 A Marist	50 77	
										181 A Yale	59 66	
										221 H New Hampshire	55 67	
										240 A Northeastern	74 75	
										244 A New Mexico	49 56	
										264 N Stephen F. Austin	62 57	
										328 H Vermont	66 61	
LAST 12 Division I GAMES:												
328	H	Vermont	66 61	158	A	Marist	50 77					
77	A	Boston College	56 73	157	A	Rhode Island	48 56					
138	H	Harvard	63 62	181	A	Yale	59 66					
240	A	Northeastern	74 75	221	H	New Hampshire	55 67					
				264	N	Stephen F. Austin	62 57					
				244	A	New Mexico	49 56					

Non-Div I Games:

Boston U.

## Bowling Green

Through Games Of Dec. 14, 2014

Average RPI Win:	268	WON-LOST	WINNING	LAST 10	STRENGTH OF	OPP. STRENGTH	TEAM	ADJ.	CONF.	ADJ CONF.
Average RPI Loss:	181	RECORD	PCT. RANK	GAMES	SCHEDULE	OF SCHEDULE	RPI	RPI	RPI	RPI
DIV. I ONLY	5- 2	74	5- 2	342	129	247	247	20	20	
DIV. I NON-CONF.	5- 2	73	5- 2	343	128	250	250	21	21	
TOTALS	RPI 1-25	RPI 26-50	W-L RECORDS	RPI 51-100	RPI 101-150	RPI 150+				
5- 2	0- 0	0- 0	OVERALL	0- 1	0- 0	5- 1				
2- 1	0- 0	0- 0	HOME	0- 1	0- 0	2- 0				
2- 1	0- 0	0- 0	AWAY	0- 0	0- 0	2- 1				
1- 0	0- 0	0- 0	NEUTRAL	0- 0	0- 0	1- 0				
5- 2	0- 0	0- 0	NON-CONFERENCE	0- 1	0- 0	5- 1				
2- 1	0- 0	0- 0	HOME	0- 1	0- 0	2- 0				
2- 1	0- 0	0- 0	AWAY	0- 0	0- 0	2- 1				
1- 0	0- 0	0- 0	NEUTRAL	0- 0	0- 0	1- 0				
0- 0	0- 0	0- 0	CONFERENCE	0- 0	0- 0	0- 0				
0- 0	0- 0	0- 0	HOME	0- 0	0- 0	0- 0				
0- 0	0- 0	0- 0	AWAY	0- 0	0- 0	0- 0				
0- 0	0- 0	0- 0	NEUTRAL	0- 0	0- 0	0- 0				

RPI 1-25			RPI 26-50			RPI 51-100			RPI 101+			Team's RPI: 247
RPI	S	Opponent	Score	RPI	S	Opponent	Score	RPI	S	Opponent	Score	
						71	H Bucknell	52	53	161	H Iona	80 59
										254	A Milwaukee	60 50
										291	A Loyola Marymount	48 51
										293	N UC Irvine	62 54
										306	A Saint Francis (PA)	76 62
										327	H Cincinnati	66 55
LAST 12 Division I GAMES:												
306	A	Saint Francis (PA)	76 62	291	A	Loyola Marymount	48 51					
327	H	Cincinnati	66 55	293	N	UC Irvine	62 54					
				254	A	Milwaukee	60 50					
				161	H	Iona	80 59					
				71	H	Bucknell	52 53					

Non-Div I Games:

Bowling Green

■ Loss, 
 ■ Non-Conf, 
 S Site, 
 ■ Home 
 ■ Away 
 N Neutral

Average RPI Win: <b>112</b>	WON-LOST	WINNING	LAST 10	STRENGTH OF	OPP. STRENGTH	TEAM	ADJ.	CONF.	ADJ CONF.
Average RPI Loss: <b>174</b>	RECORD	PCT. RANK	GAMES	SCHEDULE	OF SCHEDULE	RPI	RPI	RPI	RPI
DIV. I ONLY	1- 7	317	1- 7	87	288	270	270	16	16
DIV. I NON-CONF.	1- 7	316	1- 7	94	289	273	273	16	16
TOTALS	RPI 1-25	RPI 26-50	W-L RECORDS	RPI 51-100	RPI 101-150	RPI 150+			
1- 7	0- 0	0- 0	OVERALL	0- 2	1- 1	0- 4			
1- 2	0- 0	0- 0	HOME	0- 0	1- 0	0- 2			
0- 5	0- 0	0- 0	AWAY	0- 2	0- 1	0- 2			
0- 0	0- 0	0- 0	NEUTRAL	0- 0	0- 0	0- 0			
1- 7	0- 0	0- 0	NON-CONFERENCE	0- 2	1- 1	0- 4			
1- 2	0- 0	0- 0	HOME	0- 0	1- 0	0- 2			
0- 5	0- 0	0- 0	AWAY	0- 2	0- 1	0- 2			
0- 0	0- 0	0- 0	NEUTRAL	0- 0	0- 0	0- 0			
0- 0	0- 0	0- 0	CONFERENCE	0- 0	0- 0	0- 0			
0- 0	0- 0	0- 0	HOME	0- 0	0- 0	0- 0			
0- 0	0- 0	0- 0	AWAY	0- 0	0- 0	0- 0			
0- 0	0- 0	0- 0	NEUTRAL	0- 0	0- 0	0- 0			

RPI 1-25				RPI 26-50				RPI 51-100				RPI 101+ Team's RPI: 270			
RPI	S	Opponent	Score	RPI	S	Opponent	Score	RPI	S	Opponent	Score	RPI	S	Opponent	Score
								68	A	Oklahoma	55 104	112	H	Missouri	76 64
								87	A	Ill.-Chicago	43 71	128	A	DePaul	77 101
												187	H	Western Ill.	63 75
												239	H	Southeast Mo. St.	65 70
												250	A	Stony Brook	63 79
												262	A	Columbia	74 81
LAST 12 Division I GAMES:															
				112	H	Missouri	76 64					187	H	Western Ill.	63 75
				239	H	Southeast Mo. St.	65 70					87	A	Ill.-Chicago	43 71
				262	A	Columbia	74 81								
				250	A	Stony Brook	63 79								
				68	A	Oklahoma	55 104								
				128	A	DePaul	77 101								

Non-Div I Games:

Bradley

Average RPI Win:	249	WON-LOST	WINNING	LAST 10	STRENGTH OF	OPP. STRENGTH	TEAM	ADJ.	CONF.	ADJ CONF.
Average RPI Loss:	151	RECORD	PCT. RANK	GAMES	SCHEDULE	OF SCHEDULE	RPI	RPI	RPI	RPI
DIV. I ONLY	2- 7	287	0- 2	150	289	251	251	11	11	
DIV. I NON-CONF.	2- 7	283	0- 2	155	290	255	255	11	11	
TOTALS	RPI 1-25	RPI 26-50	W-L RECORDS	RPI 51-100	RPI 101-150	RPI 150+				
2- 7	0- 0	0- 0	OVERALL	0- 2	0- 2	2- 3				
1- 2	0- 0	0- 0	HOME	0- 1	0- 1	1- 0				
1- 4	0- 0	0- 0	AWAY	0- 0	0- 1	1- 3				
0- 1	0- 0	0- 0	NEUTRAL	0- 1	0- 0	0- 0				
2- 7	0- 0	0- 0	NON-CONFERENCE	0- 2	0- 2	2- 3				
1- 2	0- 0	0- 0	HOME	0- 1	0- 1	1- 0				
1- 4	0- 0	0- 0	AWAY	0- 0	0- 1	1- 3				
0- 1	0- 0	0- 0	NEUTRAL	0- 1	0- 0	0- 0				
0- 0	0- 0	0- 0	CONFERENCE	0- 0	0- 0	0- 0				
0- 0	0- 0	0- 0	HOME	0- 0	0- 0	0- 0				
0- 0	0- 0	0- 0	AWAY	0- 0	0- 0	0- 0				
0- 0	0- 0	0- 0	NEUTRAL	0- 0	0- 0	0- 0				

RPI 1-25			RPI 26-50			RPI 51-100			RPI 101+			Team's RPI: 251
RPI	S	Opponent	Score	RPI	S	Opponent	Score	RPI	S	Opponent	Score	
						77 N Boston College	80 90	133 A Maine		53 58		
						91 H St. Bonaventure	56 58	137 H Bryant		60 67		
								157 A Rhode Island		61 65		
								170 H Sacred Heart		66 56		
								221 A New Hampshire		57 60		
								238 A Providence		69 78		
								328 A Vermont		81 76		
LAST 12 Division I GAMES:												
137 H Bryant		60 67	91 H St. Bonaventure		56 58	77 N Boston College		80 90				
221 A New Hampshire		57 60	170 H Sacred Heart		66 56	157 A Rhode Island		61 65				
238 A Providence		69 78	133 A Maine		53 58							
328 A Vermont		81 76										

Non-Div I Games:

Brown



Average RPI Win:	245	WON-LOST	WINNING	LAST 10	STRENGTH OF	OPP. STRENGTH	TEAM	ADJ.	CONF.	ADJ CONF.
Average RPI Loss:	133	RECORD	PCT. RANK	GAMES	SCHEDULE	OF SCHEDULE	RPI	RPI	RPI	RPI
DIV. I ONLY	6- 3	86	6- 3	267	199	137	137	29	29	
DIV. I NON-CONF.	6- 3	84	6- 3	270	198	139	139	29	29	
TOTALS	RPI 1-25	RPI 26-50	W-L RECORDS	RPI 51-100	RPI 101-150	RPI 150+				
6- 3	0- 0	0- 0	OVERALL	0- 1	1- 0	5- 2				
4- 0	0- 0	0- 0	HOME	0- 0	1- 0	3- 0				
2- 3	0- 0	0- 0	AWAY	0- 1	0- 0	2- 2				
0- 0	0- 0	0- 0	NEUTRAL	0- 0	0- 0	0- 0				
6- 3	0- 0	0- 0	NON-CONFERENCE	0- 1	1- 0	5- 2				
4- 0	0- 0	0- 0	HOME	0- 0	1- 0	3- 0				
2- 3	0- 0	0- 0	AWAY	0- 1	0- 0	2- 2				
0- 0	0- 0	0- 0	NEUTRAL	0- 0	0- 0	0- 0				
0- 0	0- 0	0- 0	CONFERENCE	0- 0	0- 0	0- 0				
0- 0	0- 0	0- 0	HOME	0- 0	0- 0	0- 0				
0- 0	0- 0	0- 0	AWAY	0- 0	0- 0	0- 0				
0- 0	0- 0	0- 0	NEUTRAL	0- 0	0- 0	0- 0				

RPI 1-25				RPI 26-50				RPI 51-100				RPI 101+				Team's RPI: 137	
RPI	S	Opponent	Score	RPI	S	Opponent	Score	RPI	S	Opponent	Score	RPI	S	Opponent	Score		
								77	A	Boston College	79	90	133	H	Maine	65	52
													156	A	UMass Lowell	85	86
													166	A	Cornell	64	66
													238	H	Providence	90	80
													251	A	Brown	67	60
													253	H	Canisius	71	68
													266	H	Holy Cross	74	68
													328	A	Vermont	72	55
LAST 12 Division I GAMES:																	
				156	A	UMass Lowell	85	86	266	H	Holy Cross	74	68				
				166	A	Cornell	64	66	238	H	Providence	90	80				
				133	H	Maine	65	52	251	A	Brown	67	60				
									77	A	Boston College	79	90				
									253	H	Canisius	71	68				
									328	A	Vermont	72	55				

Non-Div I Games:

Bryant

Average RPI Win:	254	WON-LOST	WINNING	LAST 10	STRENGTH OF	OPP. STRENGTH	TEAM	ADJ.	CONF.	ADJ CONF.
Average RPI Loss:	58	RECORD	PCT. RANK	GAMES	SCHEDULE	OF SCHEDULE	RPI	RPI	RPI	RPI
DIV. I ONLY	5- 3	109	5- 3	104	272	71	71	18	18	
DIV. I NON-CONF.	5- 3	109	5- 3	111	273	72	72	18	18	
TOTALS	RPI 1-25	RPI 26-50	W-L RECORDS	RPI 51-100	RPI 101-150	RPI 150+				
5- 3	0- 1	0- 0	OVERALL	0- 2	0- 0	5- 0				
3- 0	0- 0	0- 0	HOME	0- 0	0- 0	3- 0				
2- 3	0- 0	0- 0	AWAY	0- 1	0- 0	2- 0				
0- 0	0- 0	0- 0	NEUTRAL	0- 0	0- 0	0- 0				
5- 3	0- 1	0- 0	NON-CONFERENCE	0- 2	0- 0	5- 0				
3- 0	0- 0	0- 0	HOME	0- 0	0- 0	3- 0				
2- 3	0- 1	0- 0	AWAY	0- 2	0- 0	2- 0				
0- 0	0- 0	0- 0	NEUTRAL	0- 0	0- 0	0- 0				
0- 0	0- 0	0- 0	CONFERENCE	0- 0	0- 0	0- 0				
0- 0	0- 0	0- 0	HOME	0- 0	0- 0	0- 0				
0- 0	0- 0	0- 0	AWAY	0- 0	0- 0	0- 0				
0- 0	0- 0	0- 0	NEUTRAL	0- 0	0- 0	0- 0				

RPI 1-25				RPI 26-50				RPI 51-100				Team's RPI: 71		RPI 101+			
RPI	S	Opponent	Score	RPI	S	Opponent	Score	RPI	S	Opponent	Score		RPI	S	Opponent	Score	
24	A	Michigan	61 68					52	A	Youngstown St.	54 69		166	H	Cornell	59 51	
								99	A	Delaware	56 58		230	A	Fairleigh Dickinson	61 60	
													247	A	Bowling Green	53 52	
													300	H	Morgan St.	79 50	
													326	H	UMBC	85 41	
LAST 12 Division I GAMES:																	
326	H	UMBC	85 41	230	A	Fairleigh Dickinson	61 60										
99	A	Delaware	56 58	24	A	Michigan	61 68										
300	H	Morgan St.	79 50	247	A	Bowling Green	53 52										
166	H	Cornell	59 51														
52	A	Youngstown St.	54 69														

Non-Div I Games:

Bucknell

## Buffalo

Through Games Of Dec. 14, 2014

Average RPI Win:	253	WON-LOST	WINNING	LAST 10	STRENGTH OF	OPP. STRENGTH	TEAM	ADJ.	CONF.	ADJ CONF.
Average RPI Loss:	146	RECORD	PCT. RANK	GAMES	SCHEDULE	OF SCHEDULE	RPI	RPI	RPI	RPI
DIV. I ONLY	4- 3	132	4- 3	324	156	228	228	20	20	
DIV. I NON-CONF.	4- 3	134	4- 3	324	156	229	229	21	21	
TOTALS	RPI 1-25	RPI 26-50	W-L RECORDS	RPI 51-100	RPI 101-150	RPI 150+				
4- 3	0- 1	0- 0	OVERALL	0- 0	0- 0	4- 2				
1- 1	0- 0	0- 0	HOME	0- 0	0- 0	1- 1				
2- 1	0- 1	0- 0	AWAY	0- 0	0- 0	2- 0				
1- 1	0- 0	0- 0	NEUTRAL	0- 0	0- 0	1- 1				
4- 3	0- 1	0- 0	NON-CONFERENCE	0- 0	0- 0	4- 2				
1- 1	0- 0	0- 0	HOME	0- 0	0- 0	1- 1				
2- 1	0- 1	0- 0	AWAY	0- 0	0- 0	2- 0				
1- 1	0- 0	0- 0	NEUTRAL	0- 0	0- 0	1- 1				
0- 0	0- 0	0- 0	CONFERENCE	0- 0	0- 0	0- 0				
0- 0	0- 0	0- 0	HOME	0- 0	0- 0	0- 0				
0- 0	0- 0	0- 0	AWAY	0- 0	0- 0	0- 0				
0- 0	0- 0	0- 0	NEUTRAL	0- 0	0- 0	0- 0				

RPI 1-25				RPI 26-50				RPI 51-100				RPI 101+Team's RPI: 228			
RPI	S	Opponent	Score	RPI	S	Opponent	Score	RPI	S	Opponent	Score	RPI	S	Opponent	Score
13	A	Duke	54 88									166	A	Cornell	65 58
												177	H	Siena	50 58
												194	H	Niagara	73 64
												248	N	Tulsa	77 87
												306	A	Saint Francis (PA)	88 80
												346	N	Illinois St.	68 60
LAST 12 Division I GAMES:															
13	A	Duke	54 88	166	A	Cornell	65 58								
194	H	Niagara	73 64	346	N	Illinois St.	68 60								
306	A	Saint Francis (PA)	88 80	248	N	Tulsa	77 87								
177	H	Siena	50 58												

Non-Div I Games:

Buffalo

■ Loss, 
■ Non-Conf, 
S Site, 
■ Home 
■ Away 
N Neutral

Average RPI Win:	238	WON-LOST	WINNING	LAST 10	STRENGTH OF	OPP. STRENGTH	TEAM	ADJ.	CONF.	ADJ CONF.
Average RPI Loss:	116	RECORD	PCT. RANK	GAMES	SCHEDULE	OF SCHEDULE	RPI	RPI	RPI	RPI
DIV. I ONLY	2- 8	298	2- 7	30	253	212	212	10	10	
DIV. I NON-CONF.	2- 7	283	2- 7	31	265	208	208	10	10	
TOTALS	RPI 1-25	RPI 26-50	W-L RECORDS	RPI 51-100	RPI 101-150	RPI 150+				
2- 8	0- 0	0- 1	OVERALL	0- 2	0- 3	2- 2				
2- 2	0- 0	0- 1	HOME	0- 0	0- 1	2- 0				
0- 4	0- 0	0- 0	AWAY	0- 1	0- 1	0- 2				
0- 2	0- 0	0- 0	NEUTRAL	0- 1	0- 1	0- 0				
2- 7	0- 0	0- 1	NON-CONFERENCE	0- 2	0- 2	2- 2				
2- 2	0- 0	0- 1	HOME	0- 0	0- 1	2- 0				
0- 3	0- 0	0- 0	AWAY	0- 1	0- 0	0- 2				
0- 2	0- 0	0- 0	NEUTRAL	0- 1	0- 1	0- 0				
0- 1	0- 0	0- 0	CONFERENCE	0- 0	0- 1	0- 0				
0- 0	0- 0	0- 0	HOME	0- 0	0- 0	0- 0				
0- 1	0- 0	0- 0	AWAY	0- 0	0- 1	0- 0				
0- 0	0- 0	0- 0	NEUTRAL	0- 0	0- 0	0- 0				

RPI 1-25				RPI 26-50				RPI 51-100				RPI 101+				Team's RPI: 212
RPI	S	Opponent	Score	RPI	S	Opponent	Score	RPI	S	Opponent	Score	RPI	S	Opponent	Score	
				47	H	Indiana St.	51 66	51	A	Minnesota	86 88	104	N	BYU	62 81	
								72	N	Oregon St.	53 85	109	H	Chattanooga	47 76	
												128	A	DePaul	76 92	
												184	A	Fairfield	77 81	
												218	H	Wright St.	57 49	
												229	A	Valparaiso	57 91	
												257	H	Ball St.	48 41	
LAST 12 Division I GAMES:																
				257	H	Ball St.	48 41					218	H	Wright St.	57 49	
				51	A	Minnesota	86 88					128	A	DePaul	76 92	
				47	H	Indiana St.	51 66					72	N	Oregon St.	53 85	
				229	A	Valparaiso	57 91					104	N	BYU	62 81	
												184	A	Fairfield	77 81	
												109	H	Chattanooga	47 76	

Non-Div I Games: BYU-Hawaii 71 50

Butler

Average RPI Win:	182	WON-LOST	WINNING	LAST 10	STRENGTH OF	OPP. STRENGTH	TEAM	ADJ.	CONF.	ADJ CONF.
Average RPI Loss:	27	RECORD	PCT. RANK	GAMES	SCHEDULE	OF SCHEDULE	RPI	RPI	RPI	RPI
DIV. I ONLY	7- 2	48	7- 2	196	41	63	63	12	12	
DIV. I NON-CONF.	7- 2	48	7- 2	202	41	64	64	12	12	
TOTALS	RPI 1-25	RPI 26-50	W-L RECORDS	RPI 51-100	RPI 101-150	RPI 150+				
7- 2	0- 1	0- 1	OVERALL	0- 0	4- 0	3- 0				
6- 0	0- 0	0- 0	HOME	0- 0	3- 0	3- 0				
1- 2	0- 1	0- 1	AWAY	0- 0	1- 0	0- 0				
0- 0	0- 0	0- 0	NEUTRAL	0- 0	0- 0	0- 0				
7- 2	0- 1	0- 1	NON-CONFERENCE	0- 0	4- 0	3- 0				
6- 0	0- 0	0- 0	HOME	0- 0	3- 0	3- 0				
1- 2	0- 1	0- 1	AWAY	0- 0	1- 0	0- 0				
0- 0	0- 0	0- 0	NEUTRAL	0- 0	0- 0	0- 0				
0- 0	0- 0	0- 0	CONFERENCE	0- 0	0- 0	0- 0				
0- 0	0- 0	0- 0	HOME	0- 0	0- 0	0- 0				
0- 0	0- 0	0- 0	AWAY	0- 0	0- 0	0- 0				
0- 0	0- 0	0- 0	NEUTRAL	0- 0	0- 0	0- 0				

RPI 1-25			RPI 26-50			RPI 51-100			Team's RPI: 63	RPI 101+		
RPI	S	Opponent	Score	RPI	S	Opponent	Score	RPI	S	Opponent	Score	
8	A	Southern California	74 85	46	A	St. Mary's (CA)	63 73			103	H	Idaho 67 50
										104	A	BYU 63 54
										111	H	Pepperdine 74 48
										143	H	Montana St. 78 66
										235	H	Sacramento St. 81 66
										259	H	Portland 45 41
										319	H	Texas Southern 63 50
LAST 12 Division I GAMES:												
8	A	Southern California	74 85	143	H	Montana St.	78 66					
111	H	Pepperdine	74 48	259	H	Portland	45 41					
46	A	St. Mary's (CA)	63 73	104	A	BYU	63 54					
319	H	Texas Southern	63 50	235	H	Sacramento St.	81 66					
				103	H	Idaho	67 50					

Non-Div I Games:

CSUN

Average RPI Win:	259	WON-LOST	WINNING	LAST 10	STRENGTH OF	OPP. STRENGTH	TEAM	ADJ.	CONF.	ADJ CONF.
Average RPI Loss:	87	RECORD	PCT. RANK	GAMES	SCHEDULE	OF SCHEDULE	RPI	RPI	RPI	RPI
DIV. I ONLY	4- 4	154	4- 4	222	163	208	208	12	12	
DIV. I NON-CONF.	4- 4	154	4- 4	226	163	207	207	12	12	
TOTALS	RPI 1-25	RPI 26-50	W-L RECORDS	RPI 51-100	RPI 101-150	RPI 150+				
4- 4	0- 1	0- 1	OVERALL	0- 0	0- 1	4- 1				
2- 3	0- 0	0- 1	HOME	0- 0	0- 1	2- 1				
2- 1	0- 1	0- 0	AWAY	0- 0	0- 0	2- 0				
0- 0	0- 0	0- 0	NEUTRAL	0- 0	0- 0	0- 0				
4- 4	0- 1	0- 1	NON-CONFERENCE	0- 0	0- 1	4- 1				
2- 3	0- 0	0- 1	HOME	0- 0	0- 1	2- 1				
2- 1	0- 1	0- 0	AWAY	0- 0	0- 0	2- 0				
0- 0	0- 0	0- 0	NEUTRAL	0- 0	0- 0	0- 0				
0- 0	0- 0	0- 0	CONFERENCE	0- 0	0- 0	0- 0				
0- 0	0- 0	0- 0	HOME	0- 0	0- 0	0- 0				
0- 0	0- 0	0- 0	AWAY	0- 0	0- 0	0- 0				
0- 0	0- 0	0- 0	NEUTRAL	0- 0	0- 0	0- 0				

RPI 1-25				RPI 26-50				RPI 51-100				RPI 101+ Team's RPI: 208			
RPI	S	Opponent	Score	RPI	S	Opponent	Score	RPI	S	Opponent	Score	RPI	S	Opponent	Score
12	A	Fresno St.	56 67	46	H	St. Mary's (CA)	64 65					111	H	Pepperdine	69 76
												162	A	Santa Clara	79 73
												178	H	Dartmouth	61 74
												259	H	Portland	76 67
												291	A	Loyola Marymount	87 79
												324	H	A&M-Corpus Christi	63 48
LAST 12 Division I GAMES:															
162	A	Santa Clara	79 73	46	H	St. Mary's (CA)	64 65	12	A	Fresno St.	56 67				
324	H	A&M-Corpus Christi	63 48												
178	H	Dartmouth	61 74												
111	H	Pepperdine	69 76												
259	H	Portland	76 67												
291	A	Loyola Marymount	87 79												

Non-Div I Games:

Cal Poly

■ Loss, 
 ■ Non-Conf, S Site, 
 ■ Home 
 ■ Away 
 N Neutral

Average RPI Win:	330	WON-LOST	WINNING	LAST 10	STRENGTH OF	OPP. STRENGTH	TEAM	ADJ.	CONF.	ADJ CONF.
Average RPI Loss:	120	RECORD	PCT. RANK	GAMES	SCHEDULE	OF SCHEDULE	RPI	RPI	RPI	RPI
DIV. I ONLY	3- 6	229	3- 6	224	310	232	232	12	12	
DIV. I NON-CONF.	3- 6	226	3- 6	227	310	235	235	12	12	
TOTALS	RPI 1-25	RPI 26-50	W-L RECORDS	RPI 51-100	RPI 101-150	RPI 150+				
3- 6	0- 1	0- 0	OVERALL	0- 2	0- 1	3- 2				
0- 2	0- 0	0- 0	HOME	0- 0	0- 1	0- 1				
3- 3	0- 1	0- 0	AWAY	0- 2	0- 0	3- 0				
0- 1	0- 0	0- 0	NEUTRAL	0- 0	0- 0	0- 1				
3- 6	0- 1	0- 0	NON-CONFERENCE	0- 2	0- 1	3- 2				
0- 2	0- 0	0- 0	HOME	0- 0	0- 1	0- 1				
3- 3	0- 1	0- 0	AWAY	0- 2	0- 0	3- 0				
0- 1	0- 0	0- 0	NEUTRAL	0- 0	0- 0	0- 1				
0- 0	0- 0	0- 0	CONFERENCE	0- 0	0- 0	0- 0				
0- 0	0- 0	0- 0	HOME	0- 0	0- 0	0- 0				
0- 0	0- 0	0- 0	AWAY	0- 0	0- 0	0- 0				
0- 0	0- 0	0- 0	NEUTRAL	0- 0	0- 0	0- 0				

RPI 1-25				RPI 26-50				RPI 51-100				RPI 101+ Team's RPI: 232			
RPI	S	Opponent	Score	RPI	S	Opponent	Score	RPI	S	Opponent	Score	RPI	S	Opponent	Score
12	A	Fresno St.	52 57					90	A	San Diego	54 60	143	H	Montana St.	47 63
								97	A	South Dakota	50 86	165	N	Eastern Mich.	74 78
												213	H	Villanova	43 50
												298	A	Weber St.	70 68
												344	A	Denver	78 61
												347	A	New Mexico St.	66 51
LAST 12 Division I GAMES:															
298	A	Weber St.	70 68	12	A	Fresno St.	52 57	165	N	Eastern Mich.	74 78				
213	H	Villanova	43 50	97	A	South Dakota	50 86								
90	A	San Diego	54 60	344	A	Denver	78 61								
143	H	Montana St.	47 63	347	A	New Mexico St.	66 51								

Non-Div I Games:

Cal St. Fullerton

■ Loss, 
 ■ Non-Conf, 
 S Site, 
 ■ Home 
 ■ Away 
 N Neutral

## California

Through Games Of Dec. 14, 2014

Average RPI Win:	147	WON-LOST	WINNING	LAST 10	STRENGTH OF	OPP. STRENGTH	TEAM	ADJ.	CONF.	ADJ CONF.
Average RPI Loss:	66	RECORD	PCT. RANK	GAMES	SCHEDULE	OF SCHEDULE	RPI	RPI	RPI	RPI
DIV. I ONLY	7- 2	48	1- 0	41	102	16	16	2	2	
DIV. I NON-CONF.	7- 2	48	1- 0	43	103	16	16	2	2	
TOTALS	RPI 1-25	RPI 26-50	W-L RECORDS	RPI 51-100	RPI 101-150	RPI 150+				
7- 2	0- 0	0- 1	OVERALL	2- 0	2- 1	3- 0				
4- 0	0- 0	0- 0	HOME	1- 0	0- 0	3- 0				
2- 2	0- 0	0- 1	AWAY	1- 0	1- 1	0- 0				
1- 0	0- 0	0- 0	NEUTRAL	0- 0	1- 0	0- 0				
7- 2	0- 0	0- 1	NON-CONFERENCE	2- 0	2- 1	3- 0				
4- 0	0- 0	0- 0	HOME	1- 0	0- 0	3- 0				
2- 2	0- 0	0- 1	AWAY	1- 0	1- 1	0- 0				
1- 0	0- 0	0- 0	NEUTRAL	0- 0	1- 0	0- 0				
0- 0	0- 0	0- 0	CONFERENCE	0- 0	0- 0	0- 0				
0- 0	0- 0	0- 0	HOME	0- 0	0- 0	0- 0				
0- 0	0- 0	0- 0	AWAY	0- 0	0- 0	0- 0				
0- 0	0- 0	0- 0	NEUTRAL	0- 0	0- 0	0- 0				

RPI 1-25				Team's RPI: 16		RPI 26-50				RPI 51-100				RPI 101+			
RPI	S	Opponent	Score	RPI	S	Opponent	Score	RPI	S	Opponent	Score	RPI	S	Opponent	Score		
				27	A	Long Beach St.	56 58	57	H	Creighton	94 69	105	A	Kansas	39 62		
								93	A	Pacific	84 64	112	N	Missouri	82 70		
												135	A	Hawaii	79 72		
												159	H	San Jose St.	110 87		
												235	H	Sacramento St.	107 94		
												236	H	Nevada	76 54		
LAST 12 Division I GAMES:																	
				57	H	Creighton	94 69	105	A	Kansas	39 62						
				27	A	Long Beach St.	56 58	235	H	Sacramento St.	107 94						
				93	A	Pacific	84 64	159	H	San Jose St.	110 87						
								112	N	Missouri	82 70						
								135	A	Hawaii	79 72						
								236	H	Nevada	76 54						

Non-Div I Games:

California

■ Loss, 
 ■ Non-Conf, S Site, 
 ■ Home 
 ■ Away 
 N Neutral



Average RPI Win:	326	WON-LOST	WINNING	LAST 10	STRENGTH OF	OPP. STRENGTH	TEAM	ADJ.	CONF.	ADJ CONF.
Average RPI Loss:	245	RECORD	PCT. RANK	GAMES	SCHEDULE	OF SCHEDULE	RPI	RPI	RPI	RPI
DIV. I ONLY	3- 3	154	3- 3	349	341	331	331	30	30	
DIV. I NON-CONF.	2- 2	154	2- 2	349	345	343	343	30	30	
TOTALS	RPI 1-25	RPI 26-50	W-L RECORDS	RPI 51-100	RPI 101-150	RPI 150+				
3- 3	0- 0	0- 0	OVERALL	0- 1	0- 0	3- 2				
2- 0	0- 0	0- 0	HOME	0- 0	0- 0	2- 0				
1- 3	0- 0	0- 0	AWAY	0- 1	0- 0	1- 2				
0- 0	0- 0	0- 0	NEUTRAL	0- 0	0- 0	0- 0				
2- 2	0- 0	0- 0	NON-CONFERENCE	0- 0	0- 0	2- 2				
2- 0	0- 0	0- 0	HOME	0- 0	0- 0	2- 0				
0- 2	0- 0	0- 0	AWAY	0- 0	0- 0	0- 2				
0- 0	0- 0	0- 0	NEUTRAL	0- 0	0- 0	0- 0				
1- 1	0- 0	0- 0	CONFERENCE	0- 1	0- 0	1- 0				
0- 0	0- 0	0- 0	HOME	0- 0	0- 0	0- 0				
1- 1	0- 0	0- 0	AWAY	0- 1	0- 0	1- 0				
0- 0	0- 0	0- 0	NEUTRAL	0- 0	0- 0	0- 0				

RPI 1-25			RPI 26-50			RPI 51-100			RPI 101+			Team's RPI: 331
RPI	S	Opponent	Score	RPI	S	Opponent	Score	RPI	S	Opponent	Score	
						96 A Winthrop	59 61			286 H N.C. Central	65 60	
										300 A Western Caro.	57 67	
										338 A UNCW	80 89	
										342 H Mt. St. Mary's	60 42	
										349 A Charleston So.	69 65	
LAST 12 Division I GAMES:												
						349 A Charleston So.	69 65			286 H N.C. Central	65 60	
						96 A Winthrop	59 61					
						300 A Western Caro.	57 67					
						342 H Mt. St. Mary's	60 42					
						338 A UNCW	80 89					

Non-Div I Games: Pfeiffer 89 61

Campbell

Average RPI Win:	292	WON-LOST	WINNING	LAST 10	STRENGTH OF	OPP. STRENGTH	TEAM	ADJ.	CONF.	ADJ CONF.
Average RPI Loss:	99	RECORD	PCT. RANK	GAMES	SCHEDULE	OF SCHEDULE	RPI	RPI	RPI	RPI
DIV. I ONLY	4- 4	154	4- 4	298	190	253	253	22	22	
DIV. I NON-CONF.	2- 4	226	2- 4	165	231	222	222	19	19	
TOTALS	RPI 1-25	RPI 26-50	W-L RECORDS	RPI 51-100	RPI 101-150	RPI 150+				
4- 4	0- 0	0- 0	OVERALL	0- 2	0- 2	4- 0				
3- 2	0- 0	0- 0	HOME	0- 1	0- 1	3- 0				
1- 2	0- 0	0- 0	AWAY	0- 1	0- 1	1- 0				
0- 0	0- 0	0- 0	NEUTRAL	0- 0	0- 0	0- 0				
2- 4	0- 0	0- 0	NON-CONFERENCE	0- 2	0- 2	2- 0				
1- 2	0- 0	0- 0	HOME	0- 1	0- 1	1- 0				
1- 2	0- 0	0- 0	AWAY	0- 1	0- 1	1- 0				
0- 0	0- 0	0- 0	NEUTRAL	0- 0	0- 0	0- 0				
2- 0	0- 0	0- 0	CONFERENCE	0- 0	0- 0	2- 0				
2- 0	0- 0	0- 0	HOME	0- 0	0- 0	2- 0				
0- 0	0- 0	0- 0	AWAY	0- 0	0- 0	0- 0				
0- 0	0- 0	0- 0	NEUTRAL	0- 0	0- 0	0- 0				

RPI 1-25				RPI 26-50				RPI 51-100				RPI 101+				Team's RPI: 253	
RPI	S	Opponent	Score	RPI	S	Opponent	Score	RPI	S	Opponent	Score	RPI	S	Opponent	Score		
								52	H	Youngstown St.	48	80	114	H	Albany (NY)	59	64
								91	A	St. Bonaventure	46	62	137	A	Bryant	68	71
													267	H	Binghamton	91	75
													274	H	Manhattan	55	44
													306	A	Saint Francis (PA)	87	74
													321	H	Saint Peter's	75	50
LAST 12 Division I GAMES:																	
				114	H	Albany (NY)	59	64	52	H	Youngstown St.	48	80				
				137	A	Bryant	68	71	267	H	Binghamton	91	75				
				91	A	St. Bonaventure	46	62	321	H	Saint Peter's	75	50				
									274	H	Manhattan	55	44				
									306	A	Saint Francis (PA)	87	74				

Non-Div I Games:

Canisius

Average RPI Win: 316		WON-LOST	WINNING	LAST 10	STRENGTH OF	OPP. STRENGTH	TEAM	ADJ.	CONF.	ADJ CONF.
Average RPI Loss: 122		RECORD	PCT. RANK	GAMES	SCHEDULE	OF SCHEDULE	RPI	RPI	RPI	RPI
DIV. I ONLY		2- 5	258	2- 5	219	233	255	255	25	25
DIV. I NON-CONF.		2- 5	256	2- 5	223	237	258	258	25	25
TOTALS	RPI 1-25	RPI 26-50		W-L RECORDS		RPI 51-100	RPI 101-150	RPI 150+		
2- 5	0- 1	0- 0		OVERALL		0- 0	0- 3	2- 1		
0- 2	0- 0	0- 0		HOME		0- 0	0- 1	0- 1		
1- 2	0- 1	0- 0		AWAY		0- 0	0- 1	1- 0		
1- 1	0- 0	0- 0		NEUTRAL		0- 0	0- 1	1- 0		
2- 5	0- 1	0- 0		NON-CONFERENCE		0- 0	0- 3	2- 1		
0- 2	0- 0	0- 0		HOME		0- 0	0- 1	0- 1		
1- 2	0- 1	0- 0		AWAY		0- 0	0- 1	1- 0		
1- 1	0- 0	0- 0		NEUTRAL		0- 0	0- 1	1- 0		
0- 0	0- 0	0- 0		CONFERENCE		0- 0	0- 0	0- 0		
0- 0	0- 0	0- 0		HOME		0- 0	0- 0	0- 0		
0- 0	0- 0	0- 0		AWAY		0- 0	0- 0	0- 0		
0- 0	0- 0	0- 0		NEUTRAL		0- 0	0- 0	0- 0		

RPI 1-25				RPI 26-50				RPI 51-100				RPI 101+				Team's RPI: 255	
RPI	S	Opponent	Score	RPI	S	Opponent	Score	RPI	S	Opponent	Score	RPI	S	Opponent	Score		
11	A	Western Ky.	57 93									115	A	Georgia Tech	50 88		
												117	H	Jacksonville St.	54 63		
												129	N	Eastern Ky.	55 56		
												239	H	Southeast Mo. St.	46 48		
												296	N	Jackson St.	56 45		
												335	A	Alcorn	62 36		
LAST 12 Division I GAMES:																	
				115	A	Georgia Tech	50 88	117	H	Jacksonville St.	54 63						
				239	H	Southeast Mo. St.	46 48	296	N	Jackson St.	56 45						
				335	A	Alcorn	62 36	129	N	Eastern Ky.	55 56						
								11	A	Western Ky.	57 93						

Non-Div I Games:	Lyon	59	43	Central Baptist	72	39
------------------	------	----	----	-----------------	----	----

Central Ark.

■ Loss, ■ Non-Conf, S Site, H Home A Away N Neutral

Average RPI Win:	210	WON-LOST	WINNING	LAST 10	STRENGTH OF	OPP. STRENGTH	TEAM	ADJ.	CONF.	ADJ CONF.
Average RPI Loss:	145	RECORD	PCT. RANK	GAMES	SCHEDULE	OF SCHEDULE	RPI	RPI	RPI	RPI
DIV. I ONLY	4- 6	209	0- 1	88	283	163	163	29	29	
DIV. I NON-CONF.	4- 6	204	0- 1	95	284	165	165	29	29	
TOTALS	RPI 1-25	RPI 26-50	W-L RECORDS	RPI 51-100	RPI 101-150	RPI 150+				
4- 6	0- 0	0- 0	OVERALL	0- 0	1- 3	3- 3				
1- 4	0- 0	0- 0	HOME	0- 0	0- 3	1- 1				
3- 2	0- 0	0- 0	AWAY	0- 0	1- 0	2- 0				
0- 0	0- 0	0- 0	NEUTRAL	0- 0	0- 0	0- 0				
4- 6	0- 0	0- 0	NON-CONFERENCE	0- 0	1- 3	3- 3				
1- 4	0- 0	0- 0	HOME	0- 0	0- 3	1- 1				
3- 2	0- 0	0- 0	AWAY	0- 0	1- 0	2- 2				
0- 0	0- 0	0- 0	NEUTRAL	0- 0	0- 0	0- 0				
0- 0	0- 0	0- 0	CONFERENCE	0- 0	0- 0	0- 0				
0- 0	0- 0	0- 0	HOME	0- 0	0- 0	0- 0				
0- 0	0- 0	0- 0	AWAY	0- 0	0- 0	0- 0				
0- 0	0- 0	0- 0	NEUTRAL	0- 0	0- 0	0- 0				

RPI 1-25				RPI 26-50				RPI 51-100				RPI 101+				Team's RPI: 163	
RPI	S	Opponent	Score	RPI	S	Opponent	Score	RPI	S	Opponent	Score	RPI	S	Opponent	Score		
												123	H	Hartford	63	75	
												124	H	Fordham	36	72	
												133	H	Maine	58	72	
												134	A	Hofstra	71	66	
												155	H	Army	60	74	
												156	A	UMass Lowell	81	58	
												157	A	Rhode Island	46	58	
												177	A	Siena	57	79	
												221	A	New Hampshire	64	58	
												328	H	Vermont	77	75	
LAST 12 Division I GAMES:																	
				157	A	Rhode Island	46	58	124	H	Fordham	36	72				
				133	H	Maine	58	72	155	H	Army	60	74				
				221	A	New Hampshire	64	58	123	H	Hartford	63	75				
				328	H	Vermont	77	75	134	A	Hofstra	71	66				
				156	A	UMass Lowell	81	58									
				177	A	Siena	57	79									

Non-Div I Games:

Central Conn. St.

Average RPI Win:	201	WON-LOST	WINNING	LAST 10	STRENGTH OF	OPP. STRENGTH	TEAM	ADJ.	CONF.	ADJ CONF.
Average RPI Loss:	53	RECORD	PCT. RANK	GAMES	SCHEDULE	OF SCHEDULE	RPI	RPI	RPI	RPI
DIV. I ONLY	3- 3	154	3- 3	15	105	59	59	20	20	
DIV. I NON-CONF.	3- 3	154	3- 3	17	106	60	60	21	21	
TOTALS	RPI 1-25	RPI 26-50	W-L RECORDS	RPI 51-100	RPI 101-150	RPI 150+				
3- 3	0- 1	0- 1	OVERALL	0- 0	0- 1	3- 0				
1- 1	0- 1	0- 0	HOME	0- 0	0- 0	1- 0				
0- 2	0- 0	0- 1	AWAY	0- 0	0- 1	0- 0				
2- 0	0- 0	0- 0	NEUTRAL	0- 0	0- 0	2- 0				
3- 3	0- 1	0- 1	NON-CONFERENCE	0- 0	0- 1	3- 0				
1- 1	0- 1	0- 0	HOME	0- 0	0- 0	1- 0				
0- 2	0- 0	0- 1	AWAY	0- 0	0- 1	0- 0				
2- 0	0- 0	0- 0	NEUTRAL	0- 0	0- 0	2- 0				
0- 0	0- 0	0- 0	CONFERENCE	0- 0	0- 0	0- 0				
0- 0	0- 0	0- 0	HOME	0- 0	0- 0	0- 0				
0- 0	0- 0	0- 0	AWAY	0- 0	0- 0	0- 0				
0- 0	0- 0	0- 0	NEUTRAL	0- 0	0- 0	0- 0				

RPI 1-25				RPI 26-50				RPI 51-100				RPI 101+			
RPI	S	Opponent	Score	RPI	S	Opponent	Score	RPI	S	Opponent	Score	RPI	S	Opponent	Score
3	H	Kentucky	68 71	31	A	Dayton	76 86					125	A	Memphis	61 62
												179	H	Massachusetts	72 70
												191	N	Oregon	73 67
												233	N	Richmond	61 56
LAST 12 Division I GAMES:															
3	H	Kentucky	68 71	31	A	Dayton	76 86								
179	H	Massachusetts	72 70	125	A	Memphis	61 62								
				191	N	Oregon	73 67								
				233	N	Richmond	61 56								

Non-Div I Games:

Central Mich.

Average RPI Win: 0		WON-LOST	WINNING	LAST 10	STRENGTH OF	OPP. STRENGTH	TEAM	ADJ.	CONF.	ADJ CONF.
Average RPI Loss: 273		RECORD	PCT. RANK	GAMES	SCHEDULE	OF SCHEDULE	RPI	RPI	RPI	RPI
DIV. I ONLY		0- 5	332	0- 5	340	341	349	349	30	30
DIV. I NON-CONF.		0- 3	329	0- 3	340	183	348	348	30	30
TOTALS		RPI 1-25	RPI 26-50	W-L RECORDS	RPI 51-100	RPI 101-150	RPI 150+			
0- 5	0- 0		0- 0	OVERALL	0- 0	0- 0	0- 5			
0- 1	0- 0		0- 0	HOME	0- 0	0- 0	0- 1			
0- 4	0- 0		0- 0	AWAY	0- 0	0- 0	0- 4			
0- 0	0- 0		0- 0	NEUTRAL	0- 0	0- 0	0- 0			
0- 3	0- 0		0- 0	NON-CONFERENCE	0- 0	0- 0	0- 3			
0- 0	0- 0		0- 0	HOME	0- 0	0- 0	0- 0			
0- 3	0- 0		0- 0	AWAY	0- 0	0- 0	0- 3			
0- 0	0- 0		0- 0	NEUTRAL	0- 0	0- 0	0- 0			
0- 2	0- 0		0- 0	CONFERENCE	0- 0	0- 0	0- 2			
0- 1	0- 0		0- 0	HOME	0- 0	0- 0	0- 1			
0- 1	0- 0		0- 0	AWAY	0- 0	0- 0	0- 1			
0- 0	0- 0		0- 0	NEUTRAL	0- 0	0- 0	0- 0			

RPI 1-25				RPI 26-50				RPI 51-100				RPI 101+				Team's RPI: 349	
RPI	S	Opponent	Score	RPI	S	Opponent	Score	RPI	S	Opponent	Score	RPI	S	Opponent	Score		
												182	A	Florida	64	92	
												214	A	Charlotte	43	75	
												305	A	Wofford	48	55	
												331	H	Campbell	65	69	
												332	A	UNC Asheville	47	56	
LAST 12 Division I GAMES:																	
				331	H	Campbell	65	69	305	A	Wofford	48	55				
				214	A	Charlotte	43	75									
				332	A	UNC Asheville	47	56									
				182	A	Florida	64	92									

Non-Div I Games:	Clearwater	90	37	Trinity Baptist	98	35
------------------	------------	----	----	-----------------	----	----

Charleston So.

■ Loss, ■ Non-Conf, S Site, H Home A Away N Neutral

Average RPI Win:	250	WON-LOST	WINNING	LAST 10	STRENGTH OF	OPP. STRENGTH	TEAM	ADJ.	CONF.	ADJ CONF.
Average RPI Loss:	110	RECORD	PCT. RANK	GAMES	SCHEDULE	OF SCHEDULE	RPI	RPI	RPI	RPI
DIV. I ONLY	2- 6	268	2- 6	64	261	214	214	19	19	
DIV. I NON-CONF.	2- 6	267	2- 6	69	264	212	212	20	20	
TOTALS	RPI 1-25	RPI 26-50	W-L RECORDS	RPI 51-100	RPI 101-150	RPI 150+				
2- 6	0- 2	0- 0	OVERALL	0- 1	1- 1	1- 2				
1- 2	0- 0	0- 0	HOME	0- 1	0- 1	1- 0				
1- 1	0- 1	0- 0	AWAY	0- 0	1- 0	0- 0				
0- 3	0- 1	0- 0	NEUTRAL	0- 0	0- 0	0- 2				
2- 6	0- 2	0- 0	NON-CONFERENCE	0- 1	1- 1	1- 2				
1- 2	0- 0	0- 0	HOME	0- 1	0- 1	1- 0				
1- 1	0- 1	0- 0	AWAY	0- 0	1- 0	0- 0				
0- 3	0- 1	0- 0	NEUTRAL	0- 0	0- 0	0- 2				
0- 0	0- 0	0- 0	CONFERENCE	0- 0	0- 0	0- 0				
0- 0	0- 0	0- 0	HOME	0- 0	0- 0	0- 0				
0- 0	0- 0	0- 0	AWAY	0- 0	0- 0	0- 0				
0- 0	0- 0	0- 0	NEUTRAL	0- 0	0- 0	0- 0				

RPI 1-25				RPI 26-50			RPI 51-100				RPI 101+		Team's RPI: 214		
RPI	S	Opponent	Score	RPI	S	Opponent	Score	RPI	S	Opponent	Score	RPI	S	Opponent	Score
6	A	South Carolina	61 82					88	H	North Carolina St.	63 70	102	H	Elon	54 67
22	N	Princeton	43 73									150	A	Liberty	79 77
												215	N	Montana	58 67
												226	N	Wake Forest	58 65
												349	H	Charleston So.	75 43
LAST 12 Division I GAMES:															
102	H	Elon	54 67	349	H	Charleston So.	75 43								
88	H	North Carolina St.	63 70	6	A	South Carolina	61 82								
150	A	Liberty	79 77	22	N	Princeton	43 73								
				226	N	Wake Forest	58 65								
				215	N	Montana	58 67								

Non-Div I Games:

Charlotte

## Chattanooga

Through Games Of Dec. 14, 2014

Average RPI Win:	206	WON-LOST	WINNING	LAST 10	STRENGTH OF	OPP. STRENGTH	TEAM	ADJ.	CONF.	ADJ CONF.
Average RPI Loss:	50	RECORD	PCT. RANK	GAMES	SCHEDULE	OF SCHEDULE	RPI	RPI	RPI	RPI
DIV. I ONLY	6- 3	86	6- 3	248	12	109	109	15	15	
DIV. I NON-CONF.	6- 3	84	6- 3	252	12	111	111	15	15	
TOTALS	RPI 1-25	RPI 26-50	W-L RECORDS	RPI 51-100	RPI 101-150	RPI 150+				
6- 3	0- 1	0- 1	OVERALL	1- 0	0- 1	5- 0				
3- 1	0- 0	0- 1	HOME	1- 0	0- 0	2- 0				
3- 2	0- 1	0- 0	AWAY	0- 0	0- 1	3- 0				
0- 0	0- 0	0- 0	NEUTRAL	0- 0	0- 0	0- 0				
6- 3	0- 1	0- 1	NON-CONFERENCE	1- 0	0- 1	5- 0				
3- 1	0- 0	0- 1	HOME	1- 0	0- 0	2- 0				
3- 2	0- 1	0- 0	AWAY	0- 0	0- 1	3- 0				
0- 0	0- 0	0- 0	NEUTRAL	0- 0	0- 0	0- 0				
0- 0	0- 0	0- 0	CONFERENCE	0- 0	0- 0	0- 0				
0- 0	0- 0	0- 0	HOME	0- 0	0- 0	0- 0				
0- 0	0- 0	0- 0	AWAY	0- 0	0- 0	0- 0				
0- 0	0- 0	0- 0	NEUTRAL	0- 0	0- 0	0- 0				

RPI 1-25				RPI 26-50				RPI 51-100				RPI 101+				Team's RPI: 109
RPI	S	Opponent	Score	RPI	S	Opponent	Score	RPI	S	Opponent	Score	RPI	S	Opponent	Score	
2	A	Notre Dame	53 88	36	H	South Fla.	57 59	53	H	Tennessee	67 63	113	A	Arkansas St.	52 57	
												188	A	Belmont	60 48	
												212	A	Butler	76 47	
												213	H	Villanova	49 45	
												249	A	UT Martin	65 54	
												318	H	Austin Peay	76 65	
LAST 12 Division I GAMES:																
249	A	UT Martin	65 54	53	H	Tennessee	67 63	2	A	Notre Dame	53 88					
188	A	Belmont	60 48	318	H	Austin Peay	76 65	212	A	Butler	76 47					
113	A	Arkansas St.	52 57	36	H	South Fla.	57 59	213	H	Villanova	49 45					

Non-Div I Games:

Chattanooga

■ Loss, 
■ Non-Conf, S Site, 
■ Home 
■ Away 
N Neutral



Average RPI Win:	0	WON-LOST	WINNING	LAST 10	STRENGTH OF	OPP. STRENGTH	TEAM	ADJ.	CONF.	ADJ CONF.
Average RPI Loss:	185	RECORD	PCT. RANK	GAMES	SCHEDULE	OF SCHEDULE	RPI	RPI	RPI	RPI
DIV. I ONLY	0- 7	332	0- 7	246	293	341	341	33	33	
DIV. I NON-CONF.	0- 7	329	0- 7	250	295	340	340	33	33	
TOTALS	RPI 1-25	RPI 26-50	W-L RECORDS	RPI 51-100	RPI 101-150	RPI 150+				
0- 7	0- 0	0- 1	OVERALL	0- 0	0- 2	0- 4				
0- 6	0- 0	0- 1	HOME	0- 0	0- 2	0- 3				
0- 1	0- 0	0- 0	AWAY	0- 0	0- 0	0- 0				
0- 0	0- 0	0- 0	NEUTRAL	0- 0	0- 0	0- 0				
0- 7	0- 0	0- 1	NON-CONFERENCE	0- 0	0- 2	0- 4				
0- 6	0- 0	0- 1	HOME	0- 0	0- 2	0- 3				
0- 1	0- 0	0- 0	AWAY	0- 0	0- 0	0- 1				
0- 0	0- 0	0- 0	NEUTRAL	0- 0	0- 0	0- 0				
0- 0	0- 0	0- 0	CONFERENCE	0- 0	0- 0	0- 0				
0- 0	0- 0	0- 0	HOME	0- 0	0- 0	0- 0				
0- 0	0- 0	0- 0	AWAY	0- 0	0- 0	0- 0				
0- 0	0- 0	0- 0	NEUTRAL	0- 0	0- 0	0- 0				

RPI 1-25			RPI 26-50			RPI 51-100			RPI 101+			Team's RPI: 341
RPI	S	Opponent	Score	RPI	S	Opponent	Score	RPI	S	Opponent	Score	
				35	H	Northwestern	48 102					
								120	H	Western Mich.	43 73	
								128	H	DePaul	34 87	
								187	H	Western Ill.	55 90	
								234	H	IPFW	62 79	
								294	A	Oakland	40 66	
								296	H	Jackson St.	60 70	
LAST 12 Division I GAMES:												
128	H	DePaul	34 87	35	H	Northwestern	48 102					
234	H	IPFW	62 79									
120	H	Western Mich.	43 73									
296	H	Jackson St.	60 70									
294	A	Oakland	40 66									
187	H	Western Ill.	55 90									

Non-Div I Games: St. Joseph's (IN) 61 58

Chicago St.

Average RPI Win:	295	WON-LOST	WINNING	LAST 10	STRENGTH OF	OPP. STRENGTH	TEAM	ADJ.	CONF.	ADJ CONF.
Average RPI Loss:	151	RECORD	PCT. RANK	GAMES	SCHEDULE	OF SCHEDULE	RPI	RPI	RPI	RPI
DIV. I ONLY	1- 7	317	0- 1	260	178	327	327	7	7	
DIV. I NON-CONF.	1- 7	316	0- 1	264	176	326	326	7	7	
TOTALS	RPI 1-25	RPI 26-50	W-L RECORDS	RPI 51-100	RPI 101-150	RPI 150+				
1- 7	0- 0	0- 0	OVERALL	0- 2	0- 2	1- 3				
1- 1	0- 0	0- 0	HOME	0- 0	0- 1	1- 0				
0- 4	0- 0	0- 0	AWAY	0- 1	0- 1	0- 2				
0- 2	0- 0	0- 0	NEUTRAL	0- 1	0- 0	0- 1				
1- 7	0- 0	0- 0	NON-CONFERENCE	0- 2	0- 2	1- 3				
1- 1	0- 0	0- 0	HOME	0- 0	0- 1	1- 0				
0- 4	0- 0	0- 0	AWAY	0- 1	0- 1	0- 2				
0- 2	0- 0	0- 0	NEUTRAL	0- 1	0- 0	0- 1				
0- 0	0- 0	0- 0	CONFERENCE	0- 0	0- 0	0- 0				
0- 0	0- 0	0- 0	HOME	0- 0	0- 0	0- 0				
0- 0	0- 0	0- 0	AWAY	0- 0	0- 0	0- 0				
0- 0	0- 0	0- 0	NEUTRAL	0- 0	0- 0	0- 0				

RPI 1-25			RPI 26-50			RPI 51-100			RPI 101+			Team's RPI: 327
RPI	S	Opponent	Score	RPI	S	Opponent	Score	RPI	S	Opponent	Score	
						57 N Creighton	52 63	108 A Iowa St.		54 85		
						98 A UCLA	58 66	141 H Xavier		71 72		
								159 N San Jose St.		54 79		
								247 A Bowling Green		55 66		
								249 A UT Martin		61 62		
								295 H Ark.-Pine Bluff		73 57		
LAST 12 Division I GAMES:												
108 A		Iowa St.	54 85	159 N		San Jose St.	54 79					
249 A		UT Martin	61 62	141 H		Xavier	71 72					
295 H		Ark.-Pine Bluff	73 57	247 A		Bowling Green	55 66					
				98 A		UCLA	58 66					
				57 N		Creighton	52 63					

Non-Div I Games:

Cincinnati

Average RPI Win:	181	WON-LOST	WINNING	LAST 10	STRENGTH OF	OPP. STRENGTH	TEAM	ADJ.	CONF.	ADJ CONF.
Average RPI Loss:	34	RECORD	PCT. RANK	GAMES	SCHEDULE	OF SCHEDULE	RPI	RPI	RPI	RPI
DIV. I ONLY	5- 5	154	5- 5	32	53	89	89	4	4	
DIV. I NON-CONF.	5- 5	154	5- 5	33	53	90	90	4	4	
TOTALS	RPI 1-25	RPI 26-50	W-L RECORDS	RPI 51-100	RPI 101-150	RPI 150+				
5- 5	0- 2	0- 2	OVERALL	2- 1	0- 0	3- 0				
5- 0	0- 0	0- 0	HOME	2- 0	0- 0	3- 0				
0- 2	0- 2	0- 0	AWAY	0- 0	0- 0	0- 0				
0- 3	0- 0	0- 2	NEUTRAL	0- 1	0- 0	0- 0				
5- 5	0- 2	0- 2	NON-CONFERENCE	2- 1	0- 0	3- 0				
5- 0	0- 0	0- 0	HOME	2- 0	0- 0	3- 0				
0- 2	0- 2	0- 0	AWAY	0- 0	0- 0	0- 0				
0- 3	0- 0	0- 2	NEUTRAL	0- 1	0- 0	0- 0				
0- 0	0- 0	0- 0	CONFERENCE	0- 0	0- 0	0- 0				
0- 0	0- 0	0- 0	HOME	0- 0	0- 0	0- 0				
0- 0	0- 0	0- 0	AWAY	0- 0	0- 0	0- 0				
0- 0	0- 0	0- 0	NEUTRAL	0- 0	0- 0	0- 0				

RPI 1-25				RPI 26-50				RPI 51-100 Team's RPI: 89				RPI 101+			
RPI	S	Opponent	Score	RPI	S	Opponent	Score	RPI	S	Opponent	Score	RPI	S	Opponent	Score
6	A	South Carolina	41 99	37	N	FGCU	61 86	58	H	Furman	79 69	198	H	Troy	82 73
10	A	Middle Tenn.	28 69	50	N	Wichita St.	48 63	67	N	Ohio St.	77 86	268	H	Tennessee Tech	76 61
								94	H	North Dakota	72 67	285	H	UNC Greensboro	80 51
LAST 12 Division I GAMES:															
94	H	North Dakota	72 67	50	N	Wichita St.	48 63	37	N	FGCU	61 86	67	N	Ohio St.	77 86
268	H	Tennessee Tech	76 61	58	H	Furman	79 69	6	A	South Carolina	41 99	198	H	Troy	82 73
10	A	Middle Tenn.	28 69												
285	H	UNC Greensboro	80 51												

Non-Div I Games:

Clemson

■ Loss, 
 ■ Non-Conf, S Site, 
 ■ Home 
 ■ Away 
 N Neutral

Average RPI Win: 194		WON-LOST	WINNING	LAST 10	STRENGTH OF	OPP. STRENGTH	TEAM	ADJ.	CONF.	ADJ CONF.
Average RPI Loss: 134		RECORD	PCT. RANK	GAMES	SCHEDULE	OF SCHEDULE	RPI	RPI	RPI	RPI
DIV. I ONLY		4- 3	132	4- 3	161	207	118	118	9	9
DIV. I NON-CONF.		4- 3	134	4- 3	167	207	120	120	9	9
TOTALS		RPI 1-25	RPI 26-50	W-L RECORDS	RPI 51-100	RPI 101-150	RPI 150+			
4- 3	0- 0		0- 0	OVERALL	1- 1	1- 0	2- 2			
3- 0	0- 0		0- 0	HOME	1- 0	1- 0	1- 0			
1- 3	0- 0		0- 0	AWAY	0- 1	0- 0	1- 2			
0- 0	0- 0		0- 0	NEUTRAL	0- 0	0- 0	0- 0			
4- 3	0- 0		0- 0	NON-CONFERENCE	1- 1	1- 0	2- 2			
3- 0	0- 0		0- 0	HOME	1- 0	1- 0	1- 0			
1- 3	0- 0		0- 0	AWAY	0- 1	0- 0	1- 2			
0- 0	0- 0		0- 0	NEUTRAL	0- 0	0- 0	0- 0			
0- 0	0- 0		0- 0	CONFERENCE	0- 0	0- 0	0- 0			
0- 0	0- 0		0- 0	HOME	0- 0	0- 0	0- 0			
0- 0	0- 0		0- 0	AWAY	0- 0	0- 0	0- 0			
0- 0	0- 0		0- 0	NEUTRAL	0- 0	0- 0	0- 0			

RPI 1-25				RPI 26-50				RPI 51-100				RPI 101+			
RPI	S	Opponent	Score	RPI	S	Opponent	Score	RPI	S	Opponent	Score	RPI	S	Opponent	Score
								51	A	Minnesota	76 93	101	H	Toledo	81 71
								65	H	East Carolina	59 57	165	A	Eastern Mich.	68 71
												185	A	Fla. Atlantic	74 79
												288	H	Kent St.	69 67
												323	A	FIU	73 65
LAST 12 Division I GAMES:															
				288	H	Kent St.	69 67	51	A	Minnesota	76 93				
				65	H	East Carolina	59 57	101	H	Toledo	81 71				
				165	A	Eastern Mich.	68 71								
				323	A	FIU	73 65								
				185	A	Fla. Atlantic	74 79								

Non-Div I Games:	Notre Dame (OH)	83	67
------------------	-----------------	----	----

Cleveland St.

■ Loss, ■ Non-Conf, S Site, H Home A Away N Neutral

Average RPI Win:	221	WON-LOST	WINNING	LAST 10	STRENGTH OF	OPP. STRENGTH	TEAM	ADJ.	CONF.	ADJ CONF.
Average RPI Loss:	71	RECORD	PCT. RANK	GAMES	SCHEDULE	OF SCHEDULE	RPI	RPI	RPI	RPI
DIV. I ONLY	2- 2	154	2- 2	198	83	171	171	30	30	
DIV. I NON-CONF.	1- 2	226	1- 2	126	151	221	221	30	30	
TOTALS	RPI 1-25	RPI 26-50	W-L RECORDS	RPI 51-100	RPI 101-150	RPI 150+				
2- 2	0- 0	0- 0	OVERALL	0- 2	0- 0	2- 0				
1- 1	0- 0	0- 0	HOME	0- 1	0- 0	1- 0				
1- 1	0- 0	0- 0	AWAY	0- 1	0- 0	1- 0				
0- 0	0- 0	0- 0	NEUTRAL	0- 0	0- 0	0- 0				
1- 2	0- 0	0- 0	NON-CONFERENCE	0- 2	0- 0	1- 0				
1- 1	0- 0	0- 0	HOME	0- 1	0- 0	1- 0				
0- 1	0- 0	0- 0	AWAY	0- 1	0- 0	0- 0				
0- 0	0- 0	0- 0	NEUTRAL	0- 0	0- 0	0- 0				
1- 0	0- 0	0- 0	CONFERENCE	0- 0	0- 0	1- 0				
0- 0	0- 0	0- 0	HOME	0- 0	0- 0	0- 0				
1- 0	0- 0	0- 0	AWAY	0- 0	0- 0	1- 0				
0- 0	0- 0	0- 0	NEUTRAL	0- 0	0- 0	0- 0				

RPI 1-25			RPI 26-50			RPI 51-100			RPI 101+			Team's RPI: 171
RPI	S	Opponent	Score	RPI	S	Opponent	Score	RPI	S	Opponent	Score	
						58	A Furman	56	90	207	A Radford	75 42
						83	H Marshall	65	77	234	H IPFW	90 63
LAST 12 Division I GAMES:												
						207	A Radford	75	42			
						58	A Furman	56	90			
						83	H Marshall	65	77			
						234	H IPFW	90	63			

Non-Div I Games: Barber-Scotia 121 32 UNC Pembroke 64 48 Johnson & Wales (NC113 34 Pfeiffer 69 62 Coastal Caro.

Average RPI Win:	0	WON-LOST	WINNING	LAST 10	STRENGTH OF	OPP. STRENGTH	TEAM	ADJ.	CONF.	ADJ CONF.
Average RPI Loss:	130	RECORD	PCT. RANK	GAMES	SCHEDULE	OF SCHEDULE	RPI	RPI	RPI	RPI
DIV. I ONLY	0- 8	332	0- 1	35	257	263	263	13	13	
DIV. I NON-CONF.	0- 8	329	0- 1	36	260	266	266	13	13	
TOTALS	RPI 1-25	RPI 26-50	W-L RECORDS	RPI 51-100	RPI 101-150	RPI 150+				
0- 8	0- 1	0- 1	OVERALL	0- 3	0- 0	0- 3				
0- 1	0- 0	0- 0	HOME	0- 0	0- 0	0- 1				
0- 4	0- 0	0- 1	AWAY	0- 2	0- 0	0- 1				
0- 3	0- 1	0- 0	NEUTRAL	0- 1	0- 0	0- 1				
0- 8	0- 1	0- 1	NON-CONFERENCE	0- 3	0- 0	0- 3				
0- 1	0- 0	0- 0	HOME	0- 0	0- 0	0- 1				
0- 4	0- 0	0- 1	AWAY	0- 2	0- 0	0- 1				
0- 3	0- 1	0- 0	NEUTRAL	0- 1	0- 0	0- 1				
0- 0	0- 0	0- 0	CONFERENCE	0- 0	0- 0	0- 0				
0- 0	0- 0	0- 0	HOME	0- 0	0- 0	0- 0				
0- 0	0- 0	0- 0	AWAY	0- 0	0- 0	0- 0				
0- 0	0- 0	0- 0	NEUTRAL	0- 0	0- 0	0- 0				

RPI 1-25				RPI 26-50				RPI 51-100				RPI 101+ Team's RPI: 263			
RPI	S	Opponent	Score	RPI	S	Opponent	Score	RPI	S	Opponent	Score	RPI	S	Opponent	Score
1	N	UConn	24 85	36	A	South Fla.	47 67	51	N	Minnesota	50 74	213	N	Villanova	41 60
								65	A	East Carolina	55 68	285	H	UNC Greensboro	68 70
								78	A	Kennesaw St.	61 68	312	A	George Mason	61 71
LAST 12 Division I GAMES:															
213	N	Villanova	41 60	285	H	UNC Greensboro	68 70								
36	A	South Fla.	47 67	78	A	Kennesaw St.	61 68								
51	N	Minnesota	50 74												
1	N	UConn	24 85												
312	A	George Mason	61 71												
65	A	East Carolina	55 68												

Non-Div I Games:

Col. of Charleston

■ Loss, 
■ Non-Conf, 
■ S Site, 
■ H Home 
■ A Away 
N Neutral

Average RPI Win:	267	WON-LOST	WINNING	LAST 10	STRENGTH OF	OPP. STRENGTH	TEAM	ADJ.	CONF.	ADJ CONF.
Average RPI Loss:	116	RECORD	PCT. RANK	GAMES	SCHEDULE	OF SCHEDULE	RPI	RPI	RPI	RPI
DIV. I ONLY	1- 8	326	1- 8	94	236	269	269	18	18	
DIV. I NON-CONF.	1- 8	324	1- 8	101	240	272	272	18	18	
TOTALS	RPI 1-25	RPI 26-50	W-L RECORDS	RPI 51-100	RPI 101-150	RPI 150+				
1- 8	0- 0	0- 0	OVERALL	0- 4	0- 2	1- 2				
1- 2	0- 0	0- 0	HOME	0- 0	0- 1	1- 1				
0- 6	0- 0	0- 0	AWAY	0- 4	0- 1	0- 1				
0- 0	0- 0	0- 0	NEUTRAL	0- 0	0- 0	0- 0				
1- 8	0- 0	0- 0	NON-CONFERENCE	0- 4	0- 2	1- 2				
1- 2	0- 0	0- 0	HOME	0- 0	0- 1	1- 1				
0- 6	0- 0	0- 0	AWAY	0- 4	0- 1	0- 1				
0- 0	0- 0	0- 0	NEUTRAL	0- 0	0- 0	0- 0				
0- 0	0- 0	0- 0	CONFERENCE	0- 0	0- 0	0- 0				
0- 0	0- 0	0- 0	HOME	0- 0	0- 0	0- 0				
0- 0	0- 0	0- 0	AWAY	0- 0	0- 0	0- 0				
0- 0	0- 0	0- 0	NEUTRAL	0- 0	0- 0	0- 0				

RPI 1-25			RPI 26-50			RPI 51-100			RPI 101+			Team's RPI: 269
RPI	S	Opponent	Score	RPI	S	Opponent	Score	RPI	S	Opponent	Score	
						54 A Georgia	35 66	114 H Albany (NY)		48 67		
						79 A Rutgers	44 60	138 A Harvard		53 68		
						91 A St. Bonaventure	49 65	166 H Cornell		66 74		
						92 A Drexel	51 59	197 A Monmouth		62 82		
								267 H Binghamton		74 55		
LAST 12 Division I GAMES:												
						79 A Rutgers	44 60	197 A Monmouth		62 82		
						54 A Georgia	35 66	267 H Binghamton		74 55		
						92 A Drexel	51 59	114 H Albany (NY)		48 67		
						166 H Cornell	66 74	91 A St. Bonaventure		49 65		
						138 A Harvard	53 68					

Non-Div I Games:

Colgate

Average RPI Win:	179	WON-LOST	WINNING	LAST 10	STRENGTH OF	OPP. STRENGTH	TEAM	ADJ.	CONF.	ADJ CONF.
Average RPI Loss:	46	RECORD	PCT. RANK	GAMES	SCHEDULE	OF SCHEDULE	RPI	RPI	RPI	RPI
DIV. I ONLY	6- 3	86	2- 1	61	101	62	62	2	2	
DIV. I NON-CONF.	6- 3	84	2- 1	66	102	63	63	2	2	
TOTALS	RPI 1-25	RPI 26-50	W-L RECORDS	RPI 51-100	RPI 101-150	RPI 150+				
6- 3	0- 2	0- 0	OVERALL	1- 0	2- 1	3- 0				
5- 1	0- 1	0- 0	HOME	1- 0	2- 0	2- 0				
1- 2	0- 1	0- 0	AWAY	0- 0	0- 1	1- 0				
0- 0	0- 0	0- 0	NEUTRAL	0- 0	0- 0	0- 0				
6- 3	0- 2	0- 0	NON-CONFERENCE	1- 0	2- 1	3- 0				
5- 1	0- 1	0- 0	HOME	1- 0	2- 0	2- 0				
1- 2	0- 1	0- 0	AWAY	0- 0	0- 1	1- 0				
0- 0	0- 0	0- 0	NEUTRAL	0- 0	0- 0	0- 0				
0- 0	0- 0	0- 0	CONFERENCE	0- 0	0- 0	0- 0				
0- 0	0- 0	0- 0	HOME	0- 0	0- 0	0- 0				
0- 0	0- 0	0- 0	AWAY	0- 0	0- 0	0- 0				
0- 0	0- 0	0- 0	NEUTRAL	0- 0	0- 0	0- 0				

RPI 1-25				RPI 26-50				RPI 51-100				Team's RPI: 62		RPI 101+			
RPI	S	Opponent	Score	RPI	S	Opponent	Score	RPI	S	Opponent	Score			RPI	S	Opponent	Score
11	H	Western Ky.	78 79					94	H	North Dakota	68 59			112	A	Missouri	50 53
14	A	Iowa	63 78											113	H	Arkansas St.	80 69
														142	H	Colorado St.	87 81
														159	H	San Jose St.	97 89
														222	H	Missouri St.	87 59
														344	A	Denver	77 49
LAST 12 Division I GAMES:																	
				113	H	Arkansas St.	80 69					11	H	Western Ky.	78 79		
				344	A	Denver	77 49					142	H	Colorado St.	87 81		
				94	H	North Dakota	68 59					112	A	Missouri	50 53		
												14	A	Iowa	63 78		
												159	H	San Jose St.	97 89		
												222	H	Missouri St.	87 59		

Non-Div I Games:

Colorado

■ Loss, 
 ■ Non-Conf, S Site, 
 ■ Home 
 ■ Away 
 N Neutral



Average RPI Win: 239		WON-LOST	WINNING	LAST 10	STRENGTH OF	OPP. STRENGTH	TEAM	ADJ.	CONF.	ADJ CONF.
Average RPI Loss: 100		RECORD	PCT. RANK	GAMES	SCHEDULE	OF SCHEDULE	RPI	RPI	RPI	RPI
DIV. I ONLY		5- 3	109	5- 3	199	212	142	142	21	21
DIV. I NON-CONF.		5- 3	109	5- 3	204	212	145	145	22	22
TOTALS		RPI 1-25	RPI 26-50	W-L RECORDS	RPI 51-100	RPI 101-150	RPI 150+			
5- 3	0- 0		0- 0	OVERALL	0- 1	1- 2	4- 0			
3- 1	0- 0		0- 0	HOME	0- 0	0- 1	3- 0			
1- 2	0- 0		0- 0	AWAY	0- 1	1- 1	0- 0			
1- 0	0- 0		0- 0	NEUTRAL	0- 0	0- 0	1- 0			
5- 3	0- 0		0- 0	NON-CONFERENCE	0- 1	1- 2	4- 0			
3- 1	0- 0		0- 0	HOME	0- 0	0- 1	3- 0			
1- 2	0- 0		0- 0	AWAY	0- 1	1- 1	0- 0			
1- 0	0- 0		0- 0	NEUTRAL	0- 0	0- 0	1- 0			
0- 0	0- 0		0- 0	CONFERENCE	0- 0	0- 0	0- 0			
0- 0	0- 0		0- 0	HOME	0- 0	0- 0	0- 0			
0- 0	0- 0		0- 0	AWAY	0- 0	0- 0	0- 0			
0- 0	0- 0		0- 0	NEUTRAL	0- 0	0- 0	0- 0			

RPI 1-25				RPI 26-50				RPI 51-100				RPI 101+				Team's RPI: 142	
RPI	S	Opponent	Score	RPI	S	Opponent	Score	RPI	S	Opponent	Score	RPI	S	Opponent	Score		
								62	A	Colorado	81	87	104	A	BYU	58	69
												135	H	Hawaii	58	63	
												148	A	Drake	69	56	
												174	N	TCU	76	62	
												185	H	Fla. Atlantic	59	46	
												344	H	Denver	81	61	
												346	H	Illinois St.	70	49	
LAST 12 Division I GAMES:																	
				185	H	Fla. Atlantic	59	46	62	A	Colorado	81	87				
				344	H	Denver	81	61	174	N	TCU	76	62				
				104	A	BYU	58	69	346	H	Illinois St.	70	49				
				148	A	Drake	69	56	135	H	Hawaii	58	63				

Non-Div I Games:	South Dakota Mines	75	39	Colorado Mines	99	45
------------------	--------------------	----	----	----------------	----	----

Colorado St.

Loss, Non-Conf, S Site, H Home A Away N Neutral

Average RPI Win:	<b>198</b>	WON-LOST	WINNING	LAST 10	STRENGTH OF	OPP. STRENGTH	TEAM	ADJ.	CONF.	ADJ CONF.
Average RPI Loss:	<b>174</b>	RECORD	PCT. RANK	GAMES	SCHEDULE	OF SCHEDULE	RPI	RPI	RPI	RPI
DIV. I ONLY	<b>4- 6</b>	<b>209</b>	<b>4- 6</b>	<b>184</b>	<b>295</b>	<b>262</b>	<b>262</b>	<b>11</b>	<b>11</b>	
DIV. I NON-CONF.	<b>4- 6</b>	<b>204</b>	<b>4- 6</b>	<b>191</b>	<b>296</b>	<b>265</b>	<b>265</b>	<b>11</b>	<b>11</b>	
TOTALS	RPI 1-25	RPI 26-50	W-L RECORDS	RPI 51-100	RPI 101-150	RPI 150+				
4- 6	0- 0	0- 0	OVERALL	1- 2	0- 0	3- 4				
4- 3	0- 0	0- 0	HOME	1- 1	0- 0	3- 2				
0- 3	0- 0	0- 0	AWAY	0- 1	0- 0	0- 2				
0- 0	0- 0	0- 0	NEUTRAL	0- 0	0- 0	0- 0				
4- 6	0- 0	0- 0	NON-CONFERENCE	1- 2	0- 0	3- 4				
4- 3	0- 0	0- 0	HOME	1- 1	0- 0	3- 2				
0- 3	0- 0	0- 0	AWAY	0- 1	0- 0	0- 2				
0- 0	0- 0	0- 0	NEUTRAL	0- 0	0- 0	0- 0				
0- 0	0- 0	0- 0	CONFERENCE	0- 0	0- 0	0- 0				
0- 0	0- 0	0- 0	HOME	0- 0	0- 0	0- 0				
0- 0	0- 0	0- 0	AWAY	0- 0	0- 0	0- 0				
0- 0	0- 0	0- 0	NEUTRAL	0- 0	0- 0	0- 0				

RPI 1-25				RPI 26-50				RPI 51-100				RPI 101+				Team's RPI: 262	
RPI	S	Opponent	Score	RPI	S	Opponent	Score	RPI	S	Opponent	Score	RPI	S	Opponent	Score		
								55	H	Lafayette	72 65	156	H	UMass Lowell	59 69		
								74	A	San Francisco	65 70	157	H	Rhode Island	79 69		
								78	H	Kennesaw St.	62 66	159	A	San Jose St.	76 119		
												250	A	Stony Brook	68 82		
												270	H	Bradley	81 74		
												309	H	LIU Brooklyn	54 45		
												326	H	UMBC	66 76		
LAST 12 Division I GAMES:																	
				156	H	UMass Lowell	59 69	309	H	LIU Brooklyn	54 45						
				78	H	Kennesaw St.	62 66	326	H	UMBC	66 76						
				270	H	Bradley	81 74	159	A	San Jose St.	76 119						
				157	H	Rhode Island	79 69	74	A	San Francisco	65 70						
				250	A	Stony Brook	68 82										
				55	H	Lafayette	72 65										

Non-Div I Games:

Columbia

■ Loss, 
■ Non-Conf, 
■ S Site, 
■ H Home 
■ A Away 
N Neutral

Average RPI Win:	0	WON-LOST	WINNING	LAST 10	STRENGTH OF	OPP. STRENGTH	TEAM	ADJ.	CONF.	ADJ CONF.
Average RPI Loss:	181	RECORD	PCT. RANK	GAMES	SCHEDULE	OF SCHEDULE	RPI	RPI	RPI	RPI
DIV. I ONLY	0- 8	332	0- 8	108	327	313	313	31	31	
DIV. I NON-CONF.	0- 8	329	0- 8	115	327	312	312	31	31	
TOTALS	RPI 1-25	RPI 26-50	W-L RECORDS	RPI 51-100	RPI 101-150	RPI 150+				
0- 8	0- 0	0- 1	OVERALL	0- 2	0- 0	0- 5				
0- 1	0- 0	0- 0	HOME	0- 0	0- 0	0- 1				
0- 7	0- 0	0- 1	AWAY	0- 2	0- 0	0- 4				
0- 0	0- 0	0- 0	NEUTRAL	0- 0	0- 0	0- 0				
0- 8	0- 0	0- 1	NON-CONFERENCE	0- 2	0- 0	0- 5				
0- 1	0- 0	0- 0	HOME	0- 0	0- 0	0- 1				
0- 7	0- 0	0- 1	AWAY	0- 2	0- 0	0- 4				
0- 0	0- 0	0- 0	NEUTRAL	0- 0	0- 0	0- 0				
0- 0	0- 0	0- 0	CONFERENCE	0- 0	0- 0	0- 0				
0- 0	0- 0	0- 0	HOME	0- 0	0- 0	0- 0				
0- 0	0- 0	0- 0	AWAY	0- 0	0- 0	0- 0				
0- 0	0- 0	0- 0	NEUTRAL	0- 0	0- 0	0- 0				

RPI S	Opponent	Score	RPI S	Opponent	Score	RPI S	Opponent	Score	RPI S	Opponent	Score	Team's RPI: 313
			33 A	West Virginia	43 83	54 A	Georgia	29 49	183 A	Miami (FL)	54 70	
						88 A	North Carolina St.	61 81	192 H	Robert Morris	58 75	
									226 A	Wake Forest	54 65	
									326 A	UMBC	65 78	
									342 A	Mt. St. Mary's	65 81	
LAST 12 Division I GAMES:												
			192 H	Robert Morris	58 75	183 A	Miami (FL)	54 70				
			226 A	Wake Forest	54 65	342 A	Mt. St. Mary's	65 81				
			326 A	UMBC	65 78	33 A	West Virginia	43 83				
			88 A	North Carolina St.	61 81	54 A	Georgia	29 49				

Non-Div I Games: Virginia Union 68 54

Coppin St.

Average RPI Win: <b>168</b>	WON-LOST	WINNING	LAST 10	STRENGTH OF	OPP. STRENGTH	TEAM	ADJ.	CONF.	ADJ CONF.
Average RPI Loss: <b>129</b>	RECORD	PCT. RANK	GAMES	SCHEDULE	OF SCHEDULE	RPI	RPI	RPI	RPI
DIV. I ONLY	4- 4	154	4- 4	183	132	166	166	11	11
DIV. I NON-CONF.	4- 4	154	4- 4	190	131	168	168	11	11
TOTALS	RPI 1-25	RPI 26-50	W-L RECORDS	RPI 51-100	RPI 101-150	RPI 150+			
4- 4	0- 0	0- 0	OVERALL	1- 2	1- 1	2- 1			
2- 2	0- 0	0- 0	HOME	1- 0	1- 1	0- 1			
2- 2	0- 0	0- 0	AWAY	0- 2	0- 0	2- 0			
0- 0	0- 0	0- 0	NEUTRAL	0- 0	0- 0	0- 0			
4- 4	0- 0	0- 0	NON-CONFERENCE	1- 2	1- 1	2- 1			
2- 2	0- 0	0- 0	HOME	1- 0	1- 1	0- 1			
2- 2	0- 0	0- 0	AWAY	0- 2	0- 0	2- 0			
0- 0	0- 0	0- 0	NEUTRAL	0- 0	0- 0	0- 0			
0- 0	0- 0	0- 0	CONFERENCE	0- 0	0- 0	0- 0			
0- 0	0- 0	0- 0	HOME	0- 0	0- 0	0- 0			
0- 0	0- 0	0- 0	AWAY	0- 0	0- 0	0- 0			
0- 0	0- 0	0- 0	NEUTRAL	0- 0	0- 0	0- 0			

RPI 1-25			RPI 26-50			RPI 51-100			RPI 101+			Team's RPI: 166
RPI	S	Opponent	Score	RPI	S	Opponent	Score	RPI	S	Opponent	Score	
								71	A	Bucknell	51	59
								83	H	Marshall	58	49
								92	A	Drexel	53	62
								123	H	Hartford	46	48
								137	H	Bryant	66	64
								184	A	Fairfield	58	47
								228	H	Buffalo	58	65
								269	A	Colgate	74	66
LAST 12 Division I GAMES:												
137	H	Bryant	66	64	71	A	Bucknell	51	59			
228	H	Buffalo	58	65	83	H	Marshall	58	49			
					184	A	Fairfield	58	47			
					269	A	Colgate	74	66			
					92	A	Drexel	53	62			
					123	H	Hartford	46	48			

Non-Div I Games:

Cornell

Average RPI Win:	176	WON-LOST	WINNING	LAST 10	STRENGTH OF	OPP. STRENGTH	TEAM	ADJ.	CONF.	ADJ CONF.
Average RPI Loss:	19	RECORD	PCT. RANK	GAMES	SCHEDULE	OF SCHEDULE	RPI	RPI	RPI	RPI
DIV. I ONLY	5- 5	154	5- 5	28	27	57	57	10	10	
DIV. I NON-CONF.	5- 4	146	5- 4	46	25	57	57	10	10	
TOTALS	RPI 1-25	RPI 26-50	W-L RECORDS	RPI 51-100	RPI 101-150	RPI 150+				
5- 5	0- 4	0- 1	OVERALL	1- 0	2- 0	2- 0				
2- 2	0- 2	0- 0	HOME	0- 0	1- 0	1- 0				
2- 3	0- 2	0- 1	AWAY	1- 0	1- 0	0- 0				
1- 0	0- 0	0- 0	NEUTRAL	0- 0	0- 0	1- 0				
5- 4	0- 3	0- 1	NON-CONFERENCE	1- 0	2- 0	2- 0				
2- 1	0- 1	0- 0	HOME	0- 0	1- 0	1- 0				
2- 3	0- 2	0- 1	AWAY	1- 0	1- 0	0- 0				
1- 0	0- 0	0- 0	NEUTRAL	0- 0	0- 0	1- 0				
0- 1	0- 1	0- 0	CONFERENCE	0- 0	0- 0	0- 0				
0- 1	0- 1	0- 0	HOME	0- 0	0- 0	0- 0				
0- 0	0- 0	0- 0	AWAY	0- 0	0- 0	0- 0				
0- 0	0- 0	0- 0	NEUTRAL	0- 0	0- 0	0- 0				

RPI 1-25				RPI 26-50				RPI 51-100				RPI 101+			
RPI	S	Opponent	Score	RPI	S	Opponent	Score	RPI	S	Opponent	Score	RPI	S	Opponent	Score
1	A	UConn	60 96	50	A	Wichita St.	56 65	60	A	South Dakota St.	88 81	116	A	UNI	58 56
9	H	Nebraska	57 60									148	H	Drake	93 71
16	A	California	69 94									231	H	Utah	64 56
20	H	Seton Hall	74 79									327	N	Cincinnati	63 52
LAST 12 Division I GAMES:															
148	H	Drake	93 71	1	A	UConn	60 96	231	H	Utah	64 56				
9	H	Nebraska	57 60	60	A	South Dakota St.	88 81	50	A	Wichita St.	56 65				
116	A	UNI	58 56												
20	H	Seton Hall	74 79												
16	A	California	69 94												
327	N	Cincinnati	63 52												

Non-Div I Games:

Creighton

■ Loss, 
 ■ Non-Conf, S Site, 
 ■ Home 
 ■ Away 
 N Neutral

Average RPI Win:	225	WON-LOST	WINNING	LAST 10	STRENGTH OF	OPP. STRENGTH	TEAM	ADJ.	CONF.	ADJ CONF.
Average RPI Loss:	167	RECORD	PCT. RANK	GAMES	SCHEDULE	OF SCHEDULE	RPI	RPI	RPI	RPI
DIV. I ONLY	5- 4	146	5- 4	268	174	178	178	11	11	
DIV. I NON-CONF.	5- 4	146	5- 4	271	172	180	180	11	11	
TOTALS	RPI 1-25	RPI 26-50	W-L RECORDS	RPI 51-100	RPI 101-150	RPI 150+				
5- 4	0- 0	0- 0	OVERALL	0- 1	1- 2	4- 1				
3- 0	0- 0	0- 0	HOME	0- 0	1- 0	2- 0				
1- 4	0- 0	0- 0	AWAY	0- 1	0- 2	1- 1				
1- 0	0- 0	0- 0	NEUTRAL	0- 0	0- 0	1- 0				
5- 4	0- 0	0- 0	NON-CONFERENCE	0- 1	1- 2	4- 1				
3- 0	0- 0	0- 0	HOME	0- 0	1- 0	2- 0				
1- 4	0- 0	0- 0	AWAY	0- 1	0- 2	1- 1				
1- 0	0- 0	0- 0	NEUTRAL	0- 0	0- 0	1- 0				
0- 0	0- 0	0- 0	CONFERENCE	0- 0	0- 0	0- 0				
0- 0	0- 0	0- 0	HOME	0- 0	0- 0	0- 0				
0- 0	0- 0	0- 0	AWAY	0- 0	0- 0	0- 0				
0- 0	0- 0	0- 0	NEUTRAL	0- 0	0- 0	0- 0				

RPI 1-25			RPI 26-50			RPI 51-100			RPI 101+			Team's RPI: 178
RPI	S	Opponent	Score	RPI	S	Opponent	Score	RPI	S	Opponent	Score	
						90 A San Diego	53 78			116 A UNI	46 62	
										123 H Hartford	49 43	
										133 A Maine	38 53	
										208 A Cal Poly	74 61	
										241 H NJIT	68 63	
										266 H Holy Cross	69 53	
										288 N Kent St.	60 49	
										328 A Vermont	63 68	
LAST 12 Division I GAMES:												
328	A	Vermont	63 68	116	A	UNI	46 62					
123	H	Hartford	49 43	133	A	Maine	38 53					
90	A	San Diego	53 78	241	H	NJIT	68 63					
288	N	Kent St.	60 49									
208	A	Cal Poly	74 61									
266	H	Holy Cross	69 53									

Non-Div I Games:

Dartmouth

■ Loss, 
 ■ Non-Conf, 
 ■ S Site, 
 ■ H Home 
 ■ A Away 
 N Neutral

Average RPI Win:	256	WON-LOST	WINNING	LAST 10	STRENGTH OF	OPP. STRENGTH	TEAM	ADJ.	CONF.	ADJ CONF.
Average RPI Loss:	77	RECORD	PCT. RANK	GAMES	SCHEDULE	OF SCHEDULE	RPI	RPI	RPI	RPI
DIV. I ONLY	3- 6	229	3- 6	49	181	173	173	8	8	
DIV. I NON-CONF.	3- 6	226	3- 6	52	177	175	175	8	8	
TOTALS	RPI 1-25	RPI 26-50	W-L RECORDS	RPI 51-100	RPI 101-150	RPI 150+				
3- 6	0- 2	0- 0	OVERALL	0- 3	1- 0	2- 1				
2- 3	0- 2	0- 0	HOME	0- 0	1- 0	1- 1				
1- 3	0- 0	0- 0	AWAY	0- 3	0- 0	1- 0				
0- 0	0- 0	0- 0	NEUTRAL	0- 0	0- 0	0- 0				
3- 6	0- 2	0- 0	NON-CONFERENCE	0- 3	1- 0	2- 1				
2- 3	0- 2	0- 0	HOME	0- 0	1- 0	1- 1				
1- 3	0- 0	0- 0	AWAY	0- 3	0- 0	1- 0				
0- 0	0- 0	0- 0	NEUTRAL	0- 0	0- 0	0- 0				
0- 0	0- 0	0- 0	CONFERENCE	0- 0	0- 0	0- 0				
0- 0	0- 0	0- 0	HOME	0- 0	0- 0	0- 0				
0- 0	0- 0	0- 0	AWAY	0- 0	0- 0	0- 0				
0- 0	0- 0	0- 0	NEUTRAL	0- 0	0- 0	0- 0				

RPI 1-25				RPI 26-50				RPI 51-100				RPI 101+ Team's RPI: 173			
RPI	S	Opponent	Score	RPI	S	Opponent	Score	RPI	S	Opponent	Score	RPI	S	Opponent	Score
8	H	Southern California	64 99					58	A	Furman	60 67	144	H	High Point	76 57
15	H	James Madison	57 73					79	A	Rutgers	44 100	206	H	N.C. A&T	57 62
								96	A	Winthrop	60 75	282	A	Gardner-Webb	68 67
												342	H	Mt. St. Mary's	67 62
LAST 12 Division I GAMES:															
342	H	Mt. St. Mary's	67 62	96	A	Winthrop	60 75	15	H	James Madison	57 73				
282	A	Gardner-Webb	68 67	206	H	N.C. A&T	57 62	79	A	Rutgers	44 100				
8	H	Southern California	64 99	144	H	High Point	76 57								
58	A	Furman	60 67												

Non-Div I Games:

Davidson

Average RPI Win: 151		WON-LOST	WINNING	LAST 10	STRENGTH OF		OPP. STRENGTH	TEAM	ADJ.	CONF.	ADJ CONF.
Average RPI Loss: 56		RECORD	PCT. RANK	GAMES	SCHEDULE		OF SCHEDULE	RPI	RPI	RPI	RPI
DIV. I ONLY		6- 3	86	6- 3	46		36	31	31	8	8
DIV. I NON-CONF.		6- 3	84	6- 3	50		36	32	32	8	8
TOTALS		RPI 1-25	RPI 26-50		W-L RECORDS		RPI 51-100	RPI 101-150		RPI 150+	
6- 3	0- 1	1- 1		OVERALL		1- 0	1- 1		3- 0		
4- 0	0- 0	1- 0		HOME		1- 0	1- 0		1- 0		
1- 3	0- 1	0- 1		AWAY		0- 0	0- 1		1- 0		
1- 0	0- 0	0- 0		NEUTRAL		0- 0	0- 0		1- 0		
6- 3	0- 1	1- 1		NON-CONFERENCE		1- 0	1- 1		3- 0		
4- 0	0- 0	1- 0		HOME		1- 0	1- 0		1- 0		
1- 3	0- 1	0- 1		AWAY		0- 0	0- 1		1- 0		
1- 0	0- 0	0- 0		NEUTRAL		0- 0	0- 0		1- 0		
0- 0	0- 0	0- 0		CONFERENCE		0- 0	0- 0		0- 0		
0- 0	0- 0	0- 0		HOME		0- 0	0- 0		0- 0		
0- 0	0- 0	0- 0		AWAY		0- 0	0- 0		0- 0		
0- 0	0- 0	0- 0		NEUTRAL		0- 0	0- 0		0- 0		

RPI 1-25				RPI 26-50				Team's RPI: 31	RPI 51-100				RPI 101+			
RPI	S	Opponent	Score	RPI	S	Opponent	Score		RPI	S	Opponent	Score	RPI	S	Opponent	Score
14	A	Iowa	83 90	43	H	Purdue	63 61		59	H	Central Mich.	86 76	101	H	Toledo	79 57
				49	A	Washington St.	60 76						106	A	Gonzaga	65 75
													218	A	Wright St.	79 76
													238	H	Providence	72 56
													249	N	UT Martin	78 47
LAST 12 Division I GAMES:																
59	H	Central Mich.	86 76	43	H	Purdue	63 61		218	A	Wright St.	79 76				
101	H	Toledo	79 57						238	H	Providence	72 56				
49	A	Washington St.	60 76						14	A	Iowa	83 90				
									249	N	UT Martin	78 47				
									106	A	Gonzaga	65 75				

Non-Div I Games:

Dayton



Average RPI Win:	211	WON-LOST	WINNING	LAST 10	STRENGTH OF	OPP. STRENGTH	TEAM	ADJ.	CONF.	ADJ CONF.
Average RPI Loss:	24	RECORD	PCT. RANK	GAMES	SCHEDULE	OF SCHEDULE	RPI	RPI	RPI	RPI
DIV. I ONLY	6- 3	86	6- 3	157	24	128	128	10	10	
DIV. I NON-CONF.	5- 3	109	5- 3	119	31	123	123	10	10	
TOTALS	RPI 1-25	RPI 26-50	W-L RECORDS	RPI 51-100	RPI 101-150	RPI 150+				
6- 3	0- 1	0- 2	OVERALL	1- 0	1- 0	4- 0				
5- 3	0- 1	0- 2	HOME	1- 0	1- 0	3- 0				
1- 0	0- 0	0- 0	AWAY	0- 0	0- 0	1- 0				
0- 0	0- 0	0- 0	NEUTRAL	0- 0	0- 0	0- 0				
5- 3	0- 1	0- 2	NON-CONFERENCE	1- 0	1- 0	3- 0				
4- 3	0- 1	0- 2	HOME	1- 0	1- 0	2- 0				
1- 0	0- 0	0- 0	AWAY	0- 0	0- 0	1- 0				
0- 0	0- 0	0- 0	NEUTRAL	0- 0	0- 0	0- 0				
1- 0	0- 0	0- 0	CONFERENCE	0- 0	0- 0	1- 0				
1- 0	0- 0	0- 0	HOME	0- 0	0- 0	1- 0				
0- 0	0- 0	0- 0	AWAY	0- 0	0- 0	0- 0				
0- 0	0- 0	0- 0	NEUTRAL	0- 0	0- 0	0- 0				

RPI 1-25				RPI 26-50				RPI 51-100				RPI 101+ Team's RPI: 128			
RPI	S	Opponent	Score	RPI	S	Opponent	Score	RPI	S	Opponent	Score	RPI	S	Opponent	Score
2	H	Notre Dame	93 94	34	H	Texas A&M	68 76	60	H	South Dakota St.	84 62	140	H	Tex.-Pan American	93 70
				35	H	Northwestern	91 97					212	H	Butler	92 76
												244	H	New Mexico	97 59
												270	H	Bradley	101 77
												341	A	Chicago St.	87 34
LAST 12 Division I GAMES:															
		2	H	Notre Dame	93	94				270	H	Bradley	101	77	
		341	A	Chicago St.	87	34				244	H	New Mexico	97	59	
		212	H	Butler	92	76				140	H	Tex.-Pan American	93	70	
		35	H	Northwestern	91	97				34	H	Texas A&M	68	76	
		60	H	South Dakota St.	84	62									

Non-Div I Games:

DePaul

Average RPI Win:	189	WON-LOST	WINNING	LAST 10	STRENGTH OF	OPP. STRENGTH	TEAM	ADJ.	CONF.	ADJ CONF.
Average RPI Loss:	81	RECORD	PCT. RANK	GAMES	SCHEDULE	OF SCHEDULE	RPI	RPI	RPI	RPI
DIV. I ONLY	4- 3	132	4- 3	124	128	99	99	13	13	
DIV. I NON-CONF.	4- 3	134	4- 3	132	127	99	99	13	13	
TOTALS	RPI 1-25	RPI 26-50	W-L RECORDS	RPI 51-100	RPI 101-150	RPI 150+				
4- 3	0- 0	0- 0	OVERALL	1- 2	0- 1	3- 0				
2- 1	0- 0	0- 0	HOME	1- 0	0- 1	1- 0				
2- 2	0- 0	0- 0	AWAY	0- 2	0- 0	2- 0				
0- 0	0- 0	0- 0	NEUTRAL	0- 0	0- 0	0- 0				
4- 3	0- 0	0- 0	NON-CONFERENCE	1- 2	0- 1	3- 0				
2- 1	0- 0	0- 0	HOME	1- 0	0- 1	1- 0				
2- 2	0- 0	0- 0	AWAY	0- 2	0- 0	2- 0				
0- 0	0- 0	0- 0	NEUTRAL	0- 0	0- 0	0- 0				
0- 0	0- 0	0- 0	CONFERENCE	0- 0	0- 0	0- 0				
0- 0	0- 0	0- 0	HOME	0- 0	0- 0	0- 0				
0- 0	0- 0	0- 0	AWAY	0- 0	0- 0	0- 0				
0- 0	0- 0	0- 0	NEUTRAL	0- 0	0- 0	0- 0				

RPI 1-25				RPI 26-50				RPI 51-100				Team's RPI: 99	RPI 101+				
RPI	S	Opponent	Score	RPI	S	Opponent	Score	RPI	S	Opponent	Score		RPI	S	Opponent	Score	
								55	A	Lafayette	52	63	124	H	Fordham	44	49
								65	A	East Carolina	60	89	158	H	Marist	70	60
								71	H	Bucknell	58	56	199	A	Temple	69	58
													328	A	Vermont	68	46
LAST 12 Division I GAMES:																	
				328	A	Vermont	68	46	71	H	Bucknell	58	56				
				124	H	Fordham	44	49	199	A	Temple	69	58				
				65	A	East Carolina	60	89									
				158	H	Marist	70	60									
				55	A	Lafayette	52	63									

Non-Div I Games:

Delaware

Average RPI Win:	0	WON-LOST	WINNING	LAST 10	STRENGTH OF	OPP. STRENGTH	TEAM	ADJ.	CONF.	ADJ CONF.
Average RPI Loss:	264	RECORD	PCT. RANK	GAMES	SCHEDULE	OF SCHEDULE	RPI	RPI	RPI	RPI
DIV. I ONLY	0- 7	332	0- 7	338	330	348	348	31	31	
DIV. I NON-CONF.	0- 7	329	0- 7	339	331	349	349	31	31	
TOTALS	RPI 1-25	RPI 26-50	W-L RECORDS	RPI 51-100	RPI 101-150	RPI 150+				
0- 7	0- 0	0- 0	OVERALL	0- 1	0- 0	0- 6				
0- 0	0- 0	0- 0	HOME	0- 0	0- 0	0- 0				
0- 4	0- 0	0- 0	AWAY	0- 1	0- 0	0- 3				
0- 3	0- 0	0- 0	NEUTRAL	0- 0	0- 0	0- 3				
0- 7	0- 0	0- 0	NON-CONFERENCE	0- 1	0- 0	0- 6				
0- 0	0- 0	0- 0	HOME	0- 0	0- 0	0- 0				
0- 4	0- 0	0- 0	AWAY	0- 1	0- 0	0- 3				
0- 3	0- 0	0- 0	NEUTRAL	0- 0	0- 0	0- 3				
0- 0	0- 0	0- 0	CONFERENCE	0- 0	0- 0	0- 0				
0- 0	0- 0	0- 0	HOME	0- 0	0- 0	0- 0				
0- 0	0- 0	0- 0	AWAY	0- 0	0- 0	0- 0				
0- 0	0- 0	0- 0	NEUTRAL	0- 0	0- 0	0- 0				

RPI 1-25			RPI 26-50			RPI 51-100			RPI 101+			Team's RPI: 348
RPI S	Opponent	Score	RPI S	Opponent	Score	RPI S	Opponent	Score	RPI S	Opponent	Score	
						85 A Virginia		62 100	245 N Northern Ky.		55 76	
									267 N Binghamton		84 90	
									275 A UNLV		78 91	
									312 A George Mason		91 110	
									322 N Northern Ill.		59 79	
									342 A Mt. St. Mary's		64 73	
LAST 12 Division I GAMES:												
			85 A Virginia		62 100	322 N Northern Ill.		59 79				
						275 A UNLV		78 91				
						342 A Mt. St. Mary's		64 73				
						312 A George Mason		91 110				
						267 N Binghamton		84 90				
						245 N Northern Ky.		55 76				

Non-Div I Games: Millersville 71 60

Delaware St.

Average RPI Win:	342	WON-LOST	WINNING	LAST 10	STRENGTH OF	OPP. STRENGTH	TEAM	ADJ.	CONF.	ADJ CONF.
Average RPI Loss:	171	RECORD	PCT. RANK	GAMES	SCHEDULE	OF SCHEDULE	RPI	RPI	RPI	RPI
DIV. I ONLY	2- 7	287	2- 7	330	200	344	344	26	26	
DIV. I NON-CONF.	2- 7	283	2- 7	331	199	344	344	26	26	
TOTALS	RPI 1-25	RPI 26-50	W-L RECORDS	RPI 51-100	RPI 101-150	RPI 150+				
2- 7	0- 0	0- 0	OVERALL	0- 1	0- 2	2- 4				
2- 5	0- 0	0- 0	HOME	0- 1	0- 1	2- 3				
0- 2	0- 0	0- 0	AWAY	0- 0	0- 1	0- 1				
0- 0	0- 0	0- 0	NEUTRAL	0- 0	0- 0	0- 0				
2- 7	0- 0	0- 0	NON-CONFERENCE	0- 1	0- 2	2- 4				
2- 5	0- 0	0- 0	HOME	0- 1	0- 1	2- 3				
0- 2	0- 0	0- 0	AWAY	0- 0	0- 1	0- 1				
0- 0	0- 0	0- 0	NEUTRAL	0- 0	0- 0	0- 0				
0- 0	0- 0	0- 0	CONFERENCE	0- 0	0- 0	0- 0				
0- 0	0- 0	0- 0	HOME	0- 0	0- 0	0- 0				
0- 0	0- 0	0- 0	AWAY	0- 0	0- 0	0- 0				
0- 0	0- 0	0- 0	NEUTRAL	0- 0	0- 0	0- 0				

RPI 1-25				RPI 26-50				RPI 51-100				RPI 101+				Team's RPI: 344	
RPI	S	Opponent	Score	RPI	S	Opponent	Score	RPI	S	Opponent	Score	RPI	S	Opponent	Score		
								62	H	Colorado	49	77	135	H	Hawaii	58	60
												142	A	Colorado St.	61	81	
												177	H	Siena	62	78	
												188	H	Belmont	43	72	
												232	H	Cal St. Fullerton	61	78	
												261	A	Wyoming	41	82	
												340	H	Air Force	107	66	
												343	H	UMKC	74	66	
LAST 12 Division I GAMES:																	
				142	A	Colorado St.	61	81	62	H	Colorado	49	77				
				340	H	Air Force	107	66	261	A	Wyoming	41	82				
				343	H	UMKC	74	66	135	H	Hawaii	58	60				
				232	H	Cal St. Fullerton	61	78									
				188	H	Belmont	43	72									
				177	H	Siena	62	78									

Non-Div I Games:

Denver



Average RPI Win:	180	WON-LOST	WINNING	LAST 10	STRENGTH OF	OPP. STRENGTH	TEAM	ADJ.	CONF.	ADJ CONF.
Average RPI Loss:	129	RECORD	PCT. RANK	GAMES	SCHEDULE	OF SCHEDULE	RPI	RPI	RPI	RPI
DIV. I ONLY	4- 5	182	4- 5	138	202	148	148	16	16	
DIV. I NON-CONF.	4- 5	179	4- 5	145	201	151	151	16	16	
TOTALS	RPI 1-25	RPI 26-50	W-L RECORDS	RPI 51-100	RPI 101-150	RPI 150+				
4- 5	0- 0	0- 0	OVERALL	0- 2	1- 2	3- 1				
1- 2	0- 0	0- 0	HOME	0- 1	0- 1	1- 0				
2- 3	0- 0	0- 0	AWAY	0- 1	0- 1	2- 1				
1- 0	0- 0	0- 0	NEUTRAL	0- 0	1- 0	0- 0				
4- 5	0- 0	0- 0	NON-CONFERENCE	0- 2	1- 2	3- 1				
1- 2	0- 0	0- 0	HOME	0- 1	0- 1	1- 0				
2- 3	0- 0	0- 0	AWAY	0- 1	0- 1	2- 1				
1- 0	0- 0	0- 0	NEUTRAL	0- 0	1- 0	0- 0				
0- 0	0- 0	0- 0	CONFERENCE	0- 0	0- 0	0- 0				
0- 0	0- 0	0- 0	HOME	0- 0	0- 0	0- 0				
0- 0	0- 0	0- 0	AWAY	0- 0	0- 0	0- 0				
0- 0	0- 0	0- 0	NEUTRAL	0- 0	0- 0	0- 0				

RPI 1-25			RPI 26-50			RPI 51-100			RPI 101+			Team's RPI: 148
RPI	S	Opponent	Score	RPI	S	Opponent	Score	RPI	S	Opponent	Score	
						57 A Creighton	71 93	108 A Iowa St.		67 84		
						97 H South Dakota	78 83	124 N Fordham		62 56		
								142 H Colorado St.		56 69		
								151 H Wisconsin		89 77		
								164 A UTSA		69 61		
								243 A SIUE		60 74		
								280 A Idaho St.		80 66		
LAST 12 Division I GAMES:												
57 A Creighton		71 93	142 H Colorado St.		56 69							
280 A Idaho St.		80 66	124 N Fordham		62 56							
97 H South Dakota		78 83	164 A UTSA		69 61							
			151 H Wisconsin		89 77							
			243 A SIUE		60 74							
			108 A Iowa St.		67 84							

Non-Div I Games:

Drake

Average RPI Win:	189	WON-LOST	WINNING	LAST 10	STRENGTH OF	OPP. STRENGTH	TEAM	ADJ.	CONF.	ADJ CONF.
Average RPI Loss:	53	RECORD	PCT. RANK	GAMES	SCHEDULE	OF SCHEDULE	RPI	RPI	RPI	RPI
DIV. I ONLY	4- 3	132	4- 3	91	92	92	92	13	13	
DIV. I NON-CONF.	4- 3	134	4- 3	98	92	93	93	13	13	
TOTALS	RPI 1-25	RPI 26-50	W-L RECORDS	RPI 51-100	RPI 101-150	RPI 150+				
4- 3	0- 1	0- 1	OVERALL	0- 1	1- 0	3- 0				
3- 0	0- 0	0- 0	HOME	0- 0	1- 0	2- 0				
0- 2	0- 1	0- 1	AWAY	0- 0	0- 0	0- 0				
1- 1	0- 0	0- 0	NEUTRAL	0- 1	0- 0	1- 0				
4- 3	0- 1	0- 1	NON-CONFERENCE	0- 1	1- 0	3- 0				
3- 0	0- 0	0- 0	HOME	0- 0	1- 0	2- 0				
0- 2	0- 1	0- 1	AWAY	0- 0	0- 0	0- 0				
1- 1	0- 0	0- 0	NEUTRAL	0- 1	0- 0	1- 0				
0- 0	0- 0	0- 0	CONFERENCE	0- 0	0- 0	0- 0				
0- 0	0- 0	0- 0	HOME	0- 0	0- 0	0- 0				
0- 0	0- 0	0- 0	AWAY	0- 0	0- 0	0- 0				
0- 0	0- 0	0- 0	NEUTRAL	0- 0	0- 0	0- 0				

RPI 1-25				RPI 26-50				RPI 51-100				Team's RPI: 92				RPI 101+			
RPI	S	Opponent	Score	RPI	S	Opponent	Score	RPI	S	Opponent	Score	RPI	S	Opponent	Score	RPI	S	Opponent	Score
22	A	Princeton	43 59	45	A	Pittsburgh	53 72	91	N	St. Bonaventure	32 43	149	H	Saint Joseph's	76 63	166	H	Cornell	62 53
												170	N	Sacred Heart	61 54	269	H	Colgate	59 51
LAST 12 Division I GAMES:																			
45	A	Pittsburgh	53 72	22	A	Princeton	43 59												
170	N	Sacred Heart	61 54	166	H	Cornell	62 53												
91	N	St. Bonaventure	32 43																
149	H	Saint Joseph's	76 63																
269	H	Colgate	59 51																

Non-Div I Games:

Drexel

Average RPI Win: 198		WON-LOST	WINNING	LAST 10	STRENGTH OF	OPP. STRENGTH	TEAM	ADJ.	CONF.	ADJ CONF.
Average RPI Loss: 16		RECORD	PCT. RANK	GAMES	SCHEDULE	OF SCHEDULE	RPI	RPI	RPI	RPI
DIV. I ONLY		5- 3	109	5- 3	2	224	13	13	4	4
DIV. I NON-CONF.		5- 3	109	5- 3	3	226	13	13	4	4
TOTALS		RPI 1-25	RPI 26-50	W-L RECORDS		RPI 51-100	RPI 101-150	RPI 150+		
5- 3	0- 2	0- 1		OVERALL		0- 0	2- 0	3- 0		
3- 1	0- 1	0- 0		HOME		0- 0	0- 0	3- 0		
2- 2	0- 1	0- 1		AWAY		0- 0	2- 0	0- 0		
0- 0	0- 0	0- 0		NEUTRAL		0- 0	0- 0	0- 0		
5- 3	0- 2	0- 1		NON-CONFERENCE		0- 0	2- 0	3- 0		
3- 1	0- 1	0- 0		HOME		0- 0	0- 0	3- 0		
2- 2	0- 1	0- 1		AWAY		0- 0	2- 0	0- 0		
0- 0	0- 0	0- 0		NEUTRAL		0- 0	0- 0	0- 0		
0- 0	0- 0	0- 0		CONFERENCE		0- 0	0- 0	0- 0		
0- 0	0- 0	0- 0		HOME		0- 0	0- 0	0- 0		
0- 0	0- 0	0- 0		AWAY		0- 0	0- 0	0- 0		
0- 0	0- 0	0- 0		NEUTRAL		0- 0	0- 0	0- 0		

RPI 1-25				Team's RPI: 13	RPI 26-50				RPI 51-100				RPI 101+			
RPI	S	Opponent	Score		RPI	S	Opponent	Score	RPI	S	Opponent	Score	RPI	S	Opponent	Score
6	H	South Carolina	50	51	34	A	Texas A&M	59	63				130	A	Alabama	90 40
9	A	Nebraska	54	60									145	A	Old Dominion	82 66
													228	H	Buffalo	88 54
													237	H	Marquette	83 51
													250	H	Stony Brook	72 42
LAST 12 Division I GAMES:																
228	H	Buffalo	88	54	6	H	South Carolina	50	51							
237	H	Marquette	83	51	9	A	Nebraska	54	60							
145	A	Old Dominion	82	66	34	A	Texas A&M	59	63							
130	A	Alabama	90	40	250	H	Stony Brook	72	42							

Non-Div I Games:

Duke



RPI 1-25				RPI 26-50				RPI 51-100				Team's RPI: 80				RPI 101+			
RPI	S	Opponent	Score	RPI	S	Opponent	Score	RPI	S	Opponent	Score	RPI	S	Opponent	Score	RPI	S	Opponent	Score
5	A	Green Bay	52 84	33	A	West Virginia	60 79					192	A	Robert Morris	71 57				
22	H	Princeton	62 79	39	H	Syracuse	84 90					257	A	Ball St.	82 62				
				45	H	Pittsburgh	87 77					288	H	Kent St.	86 60				
												296	N	Jackson St.	90 72				
												297	A	Howard	89 63				
LAST 12 Division I GAMES:																			
				192	A	Robert Morris	71 57	45	H	Pittsburgh	87 77								
				33	A	West Virginia	60 79	288	H	Kent St.	86 60								
				39	H	Syracuse	84 90	257	A	Ball St.	82 62								
				22	H	Princeton	62 79	296	N	Jackson St.	90 72								
								297	A	Howard	89 63								
								5	A	Green Bay	52 84								

Duquesne

East Carolina

Through Games Of Dec. 14, 2014

Average RPI Win:	191	WON-LOST	WINNING	LAST 10	STRENGTH OF	OPP. STRENGTH	TEAM	ADJ.	CONF.	ADJ CONF.
Average RPI Loss:	79	RECORD	PCT. RANK	GAMES	SCHEDULE	OF SCHEDULE	RPI	RPI	RPI	RPI
DIV. I ONLY	8- 2	39	8- 2	205	90	65	65	7	7	
DIV. I NON-CONF.	8- 2	39	8- 2	209	90	66	66	7	7	
TOTALS	RPI 1-25	RPI 26-50	W-L RECORDS	RPI 51-100	RPI 101-150	RPI 150+				
8- 2	0- 0	0- 1	OVERALL	1- 0	1- 1	6- 0				
3- 0	0- 0	0- 0	HOME	1- 0	0- 0	2- 0				
3- 1	0- 0	0- 0	AWAY	0- 0	1- 1	2- 0				
2- 1	0- 0	0- 1	NEUTRAL	0- 0	0- 0	2- 0				
8- 2	0- 0	0- 1	NON-CONFERENCE	1- 0	1- 1	6- 0				
3- 0	0- 0	0- 0	HOME	1- 0	0- 0	2- 0				
3- 1	0- 0	0- 0	AWAY	0- 0	1- 1	2- 0				
2- 1	0- 0	0- 1	NEUTRAL	0- 0	0- 0	2- 0				
0- 0	0- 0	0- 0	CONFERENCE	0- 0	0- 0	0- 0				
0- 0	0- 0	0- 0	HOME	0- 0	0- 0	0- 0				
0- 0	0- 0	0- 0	AWAY	0- 0	0- 0	0- 0				
0- 0	0- 0	0- 0	NEUTRAL	0- 0	0- 0	0- 0				

RPI 1-25			RPI 26-50			RPI 51-100			Team's RPI: 65	RPI 101+		
RPI	S	Opponent	Score	RPI	S	Opponent	Score	RPI	S	Opponent	Score	
				39	N	Syracuse	58 69	99	H	Delaware	89 60	
										118	A	Cleveland St.
										132	A	Ohio
										151	N	Wisconsin
										157	A	Rhode Island
										184	N	Fairfield
										219	H	Bethune-Cookman
										263	H	Col. of Charleston
										325	A	Loyola Maryland
LAST 12 Division I GAMES:												
325	A	Loyola Maryland	82 33	39	N	Syracuse	58 69	219	H	Bethune-Cookman	71 42	
132	A	Ohio	76 68	99	H	Delaware	89 60	263	H	Col. of Charleston	68 55	
118	A	Cleveland St.	57 59	157	A	Rhode Island	66 38	184	N	Fairfield	83 68	
151	N	Wisconsin	61 43									

Non-Div I Games:

East Carolina

Loss, Non-Conf, S Site, H Home A Away N Neutral

Average RPI Win:	260	WON-LOST	WINNING	LAST 10	STRENGTH OF	OPP. STRENGTH	TEAM	ADJ.	CONF.	ADJ CONF.
Average RPI Loss:	114	RECORD	PCT. RANK	GAMES	SCHEDULE	OF SCHEDULE	RPI	RPI	RPI	RPI
DIV. I ONLY	6- 4	125	6- 4	201	263	126	126	15	15	
DIV. I NON-CONF.	6- 4	124	6- 4	206	267	129	129	15	15	
TOTALS	RPI 1-25	RPI 26-50	W-L RECORDS	RPI 51-100	RPI 101-150	RPI 150+				
6- 4	0- 0	0- 1	OVERALL	0- 1	2- 1	4- 1				
2- 1	0- 0	0- 0	HOME	0- 0	2- 1	0- 0				
4- 3	0- 0	0- 1	AWAY	0- 1	0- 0	4- 1				
0- 0	0- 0	0- 0	NEUTRAL	0- 0	0- 0	0- 0				
6- 4	0- 0	0- 1	NON-CONFERENCE	0- 1	2- 1	4- 1				
2- 1	0- 0	0- 0	HOME	0- 0	2- 1	0- 0				
4- 3	0- 0	0- 1	AWAY	0- 1	0- 0	4- 1				
0- 0	0- 0	0- 0	NEUTRAL	0- 0	0- 0	0- 0				
0- 0	0- 0	0- 0	CONFERENCE	0- 0	0- 0	0- 0				
0- 0	0- 0	0- 0	HOME	0- 0	0- 0	0- 0				
0- 0	0- 0	0- 0	AWAY	0- 0	0- 0	0- 0				
0- 0	0- 0	0- 0	NEUTRAL	0- 0	0- 0	0- 0				

RPI 1-25				RPI 26-50				RPI 51-100				RPI 101+				Team's RPI: 126	
RPI	S	Opponent	Score	RPI	S	Opponent	Score	RPI	S	Opponent	Score	RPI	S	Opponent	Score		
				47	A	Indiana St.	69 76	82	A	Indiana	69 97	129	H	Eastern Ky.	64 49		
												131	H	Appalachian St.	70 76		
												144	H	High Point	84 76		
												196	A	Virginia Tech	65 72		
												306	A	Saint Francis (PA)	79 63		
												312	A	George Mason	84 71		
												332	A	UNC Asheville	81 68		
												337	A	Alabama A&M	88 64		
LAST 12 Division I GAMES:																	
				129	H	Eastern Ky.	64 49	306	A	Saint Francis (PA)	79 63						
				337	A	Alabama A&M	88 64	131	H	Appalachian St.	70 76						
				312	A	George Mason	84 71	144	H	High Point	84 76						
				196	A	Virginia Tech	65 72	332	A	UNC Asheville	81 68						
				82	A	Indiana	69 97										
				47	A	Indiana St.	69 76										

Non-Div I Games:

East Tenn. St.

■ Loss, 
 ■ Non-Conf, S Site, 
 ■ Home 
 ■ Away 
 N Neutral

Average RPI Win:	324	WON-LOST	WINNING	LAST 10	STRENGTH OF	OPP. STRENGTH	TEAM	ADJ.	CONF.	ADJ CONF.
Average RPI Loss:	199	RECORD	PCT. RANK	GAMES	SCHEDULE	OF SCHEDULE	RPI	RPI	RPI	RPI
DIV. I ONLY	3- 7	251	3- 7	313	305	320	320	27	27	
DIV. I NON-CONF.	3- 7	250	3- 7	312	305	319	319	27	27	
TOTALS	RPI 1-25	RPI 26-50	W-L RECORDS	RPI 51-100	RPI 101-150	RPI 150+				
3- 7	0- 0	0- 1	OVERALL	0- 1	0- 0	3- 5				
2- 2	0- 0	0- 0	HOME	0- 1	0- 0	2- 1				
1- 4	0- 0	0- 0	AWAY	0- 0	0- 0	1- 4				
0- 1	0- 0	0- 1	NEUTRAL	0- 0	0- 0	0- 0				
3- 7	0- 0	0- 1	NON-CONFERENCE	0- 1	0- 0	3- 5				
2- 2	0- 0	0- 0	HOME	0- 1	0- 0	2- 1				
1- 4	0- 0	0- 0	AWAY	0- 0	0- 0	1- 4				
0- 1	0- 0	0- 1	NEUTRAL	0- 0	0- 0	0- 0				
0- 0	0- 0	0- 0	CONFERENCE	0- 0	0- 0	0- 0				
0- 0	0- 0	0- 0	HOME	0- 0	0- 0	0- 0				
0- 0	0- 0	0- 0	AWAY	0- 0	0- 0	0- 0				
0- 0	0- 0	0- 0	NEUTRAL	0- 0	0- 0	0- 0				

RPI S	Opponent	Score	RPI S	Opponent	Score	RPI S	Opponent	Score	RPI S	Opponent	Score	Team's RPI: 320
29 N	Florida St.	55 91	87 H	Ill.-Chicago	66 78	187 A	Western Ill.	54 63	224 A	Loyola Chicago	52 63	
						254 A	Milwaukee	63 72	271 A	IUPUI	44 66	
						315 H	Omaha	77 66	322 H	Northern Ill.	55 46	
						336 A	North Texas	59 57	343 H	UMKC	53 69	
LAST 12 Division I GAMES:												
254 A	Milwaukee	63 72	87 H	Ill.-Chicago	66 78	187 A	Western Ill.	54 63	271 A	IUPUI	44 66	
315 H	Omaha	77 66	343 H	UMKC	53 69							
224 A	Loyola Chicago	52 63										
322 H	Northern Ill.	55 46										
336 A	North Texas	59 57										
29 N	Florida St.	55 91										

Non-Div I Games:

Eastern Ill.

Average RPI Win:	213	WON-LOST	WINNING	LAST 10	STRENGTH OF	OPP. STRENGTH	TEAM	ADJ.	CONF.	ADJ CONF.
Average RPI Loss:	111	RECORD	PCT. RANK	GAMES	SCHEDULE	OF SCHEDULE	RPI	RPI	RPI	RPI
DIV. I ONLY	3- 4	193	3- 4	75	250	129	129	27	27	
DIV. I NON-CONF.	3- 4	189	3- 4	81	254	131	131	27	27	
TOTALS	RPI 1-25	RPI 26-50	W-L RECORDS	RPI 51-100	RPI 101-150	RPI 150+				
3- 4	0- 0	0- 1	OVERALL	1- 1	0- 1	2- 1				
1- 0	0- 0	0- 0	HOME	1- 0	0- 0	0- 0				
0- 3	0- 0	0- 1	AWAY	0- 1	0- 1	0- 0				
2- 1	0- 0	0- 0	NEUTRAL	0- 0	0- 0	2- 1				
3- 4	0- 0	0- 1	NON-CONFERENCE	1- 1	0- 1	2- 1				
1- 0	0- 0	0- 0	HOME	1- 0	0- 0	0- 0				
0- 3	0- 0	0- 1	AWAY	0- 1	0- 1	0- 0				
2- 1	0- 0	0- 0	NEUTRAL	0- 0	0- 0	2- 1				
0- 0	0- 0	0- 0	CONFERENCE	0- 0	0- 0	0- 0				
0- 0	0- 0	0- 0	HOME	0- 0	0- 0	0- 0				
0- 0	0- 0	0- 0	AWAY	0- 0	0- 0	0- 0				
0- 0	0- 0	0- 0	NEUTRAL	0- 0	0- 0	0- 0				

RPI 1-25				RPI 26-50				RPI 51-100				RPI 101+ Team's RPI: 129			
RPI	S	Opponent	Score	RPI	S	Opponent	Score	RPI	S	Opponent	Score	RPI	S	Opponent	Score
				33	A	West Virginia	42 67	66	A	Mercer	64 69	126	A	East Tenn. St.	49 64
								83	H	Marshall	63 58	217	N	North Florida	45 62
												255	N	Central Ark.	56 55
												300	N	Western Caro.	71 62
LAST 12 Division I GAMES:															
				66	A	Mercer	64 69	126	A	East Tenn. St.	49 64				
				255	N	Central Ark.	56 55	83	H	Marshall	63 58				
				33	A	West Virginia	42 67	217	N	North Florida	45 62				
								300	N	Western Caro.	71 62				

Non-Div I Games: Asbury 73 48

Eastern Ky.

Average RPI Win:	216	WON-LOST	WINNING	LAST 10	STRENGTH OF	OPP. STRENGTH	TEAM	ADJ.	CONF.	ADJ CONF.
Average RPI Loss:	136	RECORD	PCT. RANK	GAMES	SCHEDULE	OF SCHEDULE	RPI	RPI	RPI	RPI
DIV. I ONLY	3- 3	154	3- 3	245	125	165	165	20	20	
DIV. I NON-CONF.	3- 3	154	3- 3	249	124	167	167	21	21	
TOTALS	RPI 1-25	RPI 26-50	W-L RECORDS	RPI 51-100	RPI 101-150	RPI 150+				
3- 3	0- 0	0- 0	OVERALL	0- 1	1- 1	2- 1				
1- 0	0- 0	0- 0	HOME	0- 0	1- 0	0- 0				
0- 3	0- 0	0- 0	AWAY	0- 1	0- 1	0- 1				
2- 0	0- 0	0- 0	NEUTRAL	0- 0	0- 0	2- 0				
3- 3	0- 0	0- 0	NON-CONFERENCE	0- 1	1- 1	2- 1				
1- 0	0- 0	0- 0	HOME	0- 0	1- 0	0- 0				
0- 3	0- 0	0- 0	AWAY	0- 1	0- 1	0- 1				
2- 0	0- 0	0- 0	NEUTRAL	0- 0	0- 0	2- 0				
0- 0	0- 0	0- 0	CONFERENCE	0- 0	0- 0	0- 0				
0- 0	0- 0	0- 0	HOME	0- 0	0- 0	0- 0				
0- 0	0- 0	0- 0	AWAY	0- 0	0- 0	0- 0				
0- 0	0- 0	0- 0	NEUTRAL	0- 0	0- 0	0- 0				

RPI 1-25			RPI 26-50			RPI 51-100			RPI 101+			Team's RPI: 165
RPI	S	Opponent	Score	RPI	S	Opponent	Score	RPI	S	Opponent	Score	
						76 A Michigan St.	61 69			118 H Cleveland St.	71 68	
										140 A Tex.-Pan American	75 81	
										193 A Oral Roberts	62 63	
										232 N Cal St. Fullerton	78 74	
										298 N Weber St.	57 42	
LAST 12 Division I GAMES:												
193	A	Oral Roberts	62 63	232	N	Cal St. Fullerton	78 74					
118	H	Cleveland St.	71 68	140	A	Tex.-Pan American	75 81					
298	N	Weber St.	57 42	76	A	Michigan St.	61 69					

Non-Div I Games: Kent St.-Tuscarawas 127 40 Madonna 88 68 Hillsdale 73 56

Eastern Mich.

Average RPI Win:	184	WON-LOST	WINNING	LAST 10	STRENGTH OF	OPP. STRENGTH	TEAM	ADJ.	CONF.	ADJ CONF.
Average RPI Loss:	135	RECORD	PCT. RANK	GAMES	SCHEDULE	OF SCHEDULE	RPI	RPI	RPI	RPI
DIV. I ONLY	2- 4	229	2- 4	112	175	176	176	23	23	
DIV. I NON-CONF.	2- 4	226	2- 4	120	173	179	179	23	23	
TOTALS	RPI 1-25	RPI 26-50	W-L RECORDS	RPI 51-100	RPI 101-150	RPI 150+				
2- 4	0- 0	1- 0	OVERALL	0- 0	0- 3	1- 1				
1- 1	0- 0	1- 0	HOME	0- 0	0- 1	0- 0				
1- 3	0- 0	0- 0	AWAY	0- 0	0- 2	1- 1				
0- 0	0- 0	0- 0	NEUTRAL	0- 0	0- 0	0- 0				
2- 4	0- 0	1- 0	NON-CONFERENCE	0- 0	0- 3	1- 1				
1- 1	0- 0	1- 0	HOME	0- 0	0- 1	0- 0				
1- 3	0- 0	0- 0	AWAY	0- 0	0- 2	1- 1				
0- 0	0- 0	0- 0	NEUTRAL	0- 0	0- 0	0- 0				
0- 0	0- 0	0- 0	CONFERENCE	0- 0	0- 0	0- 0				
0- 0	0- 0	0- 0	HOME	0- 0	0- 0	0- 0				
0- 0	0- 0	0- 0	AWAY	0- 0	0- 0	0- 0				
0- 0	0- 0	0- 0	NEUTRAL	0- 0	0- 0	0- 0				

RPI 1-25			RPI 26-50			RPI 51-100			RPI 101+			Team's RPI: 176
RPI	S	Opponent	Score	RPI	S	Opponent	Score	RPI	S	Opponent	Score	
				50	H	Wichita St.	86 58					
								106	H	Gonzaga	60	61
								119	A	Abilene Christian	72	79
								127	A	Boise St.	72	90
								189	A	SMU	53	69
								317	A	Utah Valley	68	62
LAST 12 Division I GAMES:												
189	A	SMU	53	69	127	A	Boise St.	72	90			
50	H	Wichita St.	86	58	106	H	Gonzaga	60	61			
317	A	Utah Valley	68	62	119	A	Abilene Christian	72	79			

Non-Div I Games: Saint Martin's 69 39 Central Wash. 83 70

Eastern Wash.

Average RPI Win:	214	WON-LOST	WINNING	LAST 10	STRENGTH OF	OPP. STRENGTH	TEAM	ADJ.	CONF.	ADJ CONF.
Average RPI Loss:	86	RECORD	PCT. RANK	GAMES	SCHEDULE	OF SCHEDULE	RPI	RPI	RPI	RPI
DIV. I ONLY	3- 3	154	3- 3	44	184	102	102	13	13	
DIV. I NON-CONF.	3- 3	154	3- 3	47	181	102	102	13	13	
TOTALS	RPI 1-25	RPI 26-50	W-L RECORDS	RPI 51-100	RPI 101-150	RPI 150+				
3- 3	0- 0	0- 1	OVERALL	0- 1	1- 1	2- 0				
2- 1	0- 0	0- 1	HOME	0- 0	1- 0	1- 0				
1- 2	0- 0	0- 0	AWAY	0- 1	0- 1	1- 0				
0- 0	0- 0	0- 0	NEUTRAL	0- 0	0- 0	0- 0				
3- 3	0- 0	0- 1	NON-CONFERENCE	0- 1	1- 1	2- 0				
2- 1	0- 0	0- 1	HOME	0- 0	1- 0	1- 0				
1- 2	0- 0	0- 0	AWAY	0- 1	0- 1	1- 0				
0- 0	0- 0	0- 0	NEUTRAL	0- 0	0- 0	0- 0				
0- 0	0- 0	0- 0	CONFERENCE	0- 0	0- 0	0- 0				
0- 0	0- 0	0- 0	HOME	0- 0	0- 0	0- 0				
0- 0	0- 0	0- 0	AWAY	0- 0	0- 0	0- 0				
0- 0	0- 0	0- 0	NEUTRAL	0- 0	0- 0	0- 0				

RPI S	Opponent	Score	RPI S	Opponent	Score	RPI S	Opponent	Score	RPI S	Opponent	Score	Team's RPI: 102
26	H Vanderbilt	50 66	88	A North Carolina St.	51 84	144	A High Point	71 87	150	H Liberty	73 62	
						214	A Charlotte	67 54	279	H Navy	69 56	
LAST 12 Division I GAMES:												
26	H Vanderbilt	50 66	150	H Liberty	73 62							
88	A North Carolina St.	51 84	214	A Charlotte	67 54							
144	A High Point	71 87	279	H Navy	69 56							

Non-Div I Games: Anderson (SC) 77 72

Elon



Evansville

Through Games Of Dec. 14, 2014

Average RPI Win:	318	WON-LOST	WINNING	LAST 10	STRENGTH OF	OPP. STRENGTH	TEAM	ADJ.	CONF.	ADJ CONF.
Average RPI Loss:	193	RECORD	PCT. RANK	GAMES	SCHEDULE	OF SCHEDULE	RPI	RPI	RPI	RPI
DIV. I ONLY	3- 4	193	3- 4	331	238	273	273	16	16	
DIV. I NON-CONF.	3- 4	189	3- 4	332	242	276	276	16	16	
TOTALS	RPI 1-25	RPI 26-50	W-L RECORDS	RPI 51-100	RPI 101-150	RPI 150+				
3- 4	0- 0	0- 1	OVERALL	0- 0	0- 0	3- 3				
2- 0	0- 0	0- 0	HOME	0- 0	0- 0	2- 0				
1- 4	0- 0	0- 1	AWAY	0- 0	0- 0	1- 3				
0- 0	0- 0	0- 0	NEUTRAL	0- 0	0- 0	0- 0				
3- 4	0- 0	0- 1	NON-CONFERENCE	0- 0	0- 0	3- 3				
2- 0	0- 0	0- 0	HOME	0- 0	0- 0	2- 0				
1- 4	0- 0	0- 1	AWAY	0- 0	0- 0	1- 3				
0- 0	0- 0	0- 0	NEUTRAL	0- 0	0- 0	0- 0				
0- 0	0- 0	0- 0	CONFERENCE	0- 0	0- 0	0- 0				
0- 0	0- 0	0- 0	HOME	0- 0	0- 0	0- 0				
0- 0	0- 0	0- 0	AWAY	0- 0	0- 0	0- 0				
0- 0	0- 0	0- 0	NEUTRAL	0- 0	0- 0	0- 0				

RPI 1-25			RPI 26-50			RPI 51-100			RPI 101+			Team's RPI: 273
RPI	S	Opponent	Score	RPI	S	Opponent	Score	RPI	S	Opponent	Score	
				33	A	West Virginia	39 83					
								234	A	IPFW	59 77	
								249	A	UT Martin	74 84	
								257	A	Ball St.	70 76	
								302	H	Miami (OH)	51 41	
								318	H	Austin Peay	72 68	
								334	A	Murray St.	93 83	
LAST 12 Division I GAMES:												
				33	A	West Virginia	39 83					
				234	A	IPFW	59 77					
				257	A	Ball St.	70 76					
				318	H	Austin Peay	72 68					
								302	H	Miami (OH)	51 41	
								334	A	Murray St.	93 83	
								249	A	UT Martin	74 84	

Non-Div I Games: Oakland City 81 40

Evansville

Loss, Non-Conf, S Site, H Home A Away N Neutral

Average RPI Win: <b>160</b>	WON-LOST	WINNING	LAST 10	STRENGTH OF	OPP. STRENGTH	TEAM	ADJ.	CONF.	ADJ CONF.
Average RPI Loss: <b>71</b>	RECORD	PCT. RANK	GAMES	SCHEDULE	OF SCHEDULE	RPI	RPI	RPI	RPI
DIV. I ONLY	6- 2	60	6- 2	45	106	37	37	14	14
DIV. I NON-CONF.	6- 2	61	6- 2	49	107	38	38	14	14
TOTALS	RPI 1-25	RPI 26-50	W-L RECORDS	RPI 51-100	RPI 101-150	RPI 150+			
6- 2	0- 0	2- 0	OVERALL	1- 2	0- 0	3- 0			
4- 0	0- 0	1- 0	HOME	0- 0	0- 0	3- 0			
0- 1	0- 0	0- 0	AWAY	0- 1	0- 0	0- 0			
2- 1	0- 0	1- 0	NEUTRAL	1- 1	0- 0	0- 0			
6- 2	0- 0	2- 0	NON-CONFERENCE	1- 2	0- 0	3- 0			
4- 0	0- 0	1- 0	HOME	0- 0	0- 0	3- 0			
0- 1	0- 0	0- 0	AWAY	0- 1	0- 0	0- 0			
2- 1	0- 0	1- 0	NEUTRAL	1- 1	0- 0	0- 0			
0- 0	0- 0	0- 0	CONFERENCE	0- 0	0- 0	0- 0			
0- 0	0- 0	0- 0	HOME	0- 0	0- 0	0- 0			
0- 0	0- 0	0- 0	AWAY	0- 0	0- 0	0- 0			
0- 0	0- 0	0- 0	NEUTRAL	0- 0	0- 0	0- 0			

RPI 1-25				RPI 26-50				Team's RPI: 37				RPI 51-100				RPI 101+			
RPI	S	Opponent	Score	RPI	S	Opponent	Score	RPI	S	Opponent	Score	RPI	S	Opponent	Score	RPI	S	Opponent	Score
				44	H	George Washington	88 75	67	N	Ohio St.	83 90	216	H	Southern Miss.	78 62				
				50	N	Wichita St.	56 39	75	A	Auburn	69 72	238	H	Providence	68 58				
								89	N	Clemson	86 61	323	H	FIU	97 49				
LAST 12 Division I GAMES:																			
				238	H	Providence	68 58	67	N	Ohio St.	83 90								
				216	H	Southern Miss.	78 62	89	N	Clemson	86 61								
								50	N	Wichita St.	56 39								
								75	A	Auburn	69 72								
								323	H	FIU	97 49								
								44	H	George Washington	88 75								

Non-Div I Games: Ave Maria 102 54

FGCU

Average RPI Win:	227	WON-LOST	WINNING	LAST 10	STRENGTH OF	OPP. STRENGTH	TEAM	ADJ.	CONF.	ADJ CONF.
Average RPI Loss:	171	RECORD	PCT. RANK	GAMES	SCHEDULE	OF SCHEDULE	RPI	RPI	RPI	RPI
DIV. I ONLY	1- 6	310	1- 6	232	230	323	323	19	19	
DIV. I NON-CONF.	1- 6	310	1- 6	235	234	321	321	20	20	
TOTALS	RPI 1-25	RPI 26-50	W-L RECORDS	RPI 51-100	RPI 101-150	RPI 150+				
1- 6	0- 0	0- 1	OVERALL	0- 1	0- 1	1- 3				
1- 4	0- 0	0- 0	HOME	0- 1	0- 1	1- 2				
0- 2	0- 0	0- 1	AWAY	0- 0	0- 0	0- 1				
0- 0	0- 0	0- 0	NEUTRAL	0- 0	0- 0	0- 0				
1- 6	0- 0	0- 1	NON-CONFERENCE	0- 1	0- 1	1- 3				
1- 4	0- 0	0- 0	HOME	0- 1	0- 1	1- 2				
0- 2	0- 0	0- 1	AWAY	0- 0	0- 0	0- 1				
0- 0	0- 0	0- 0	NEUTRAL	0- 0	0- 0	0- 0				
0- 0	0- 0	0- 0	CONFERENCE	0- 0	0- 0	0- 0				
0- 0	0- 0	0- 0	HOME	0- 0	0- 0	0- 0				
0- 0	0- 0	0- 0	AWAY	0- 0	0- 0	0- 0				
0- 0	0- 0	0- 0	NEUTRAL	0- 0	0- 0	0- 0				

RPI 1-25				RPI 26-50				RPI 51-100				RPI 101+				Team's RPI: 323	
RPI	S	Opponent	Score	RPI	S	Opponent	Score	RPI	S	Opponent	Score	RPI	S	Opponent	Score		
				37	A	FGCU	49 97	85	H	Virginia	61 74	118	H	Cleveland St.	65 73		
												211	H	Arizona	58 65		
												227	H	UCF	66 57		
												268	H	Tennessee Tech	56 73		
												307	A	Jacksonville	64 76		
LAST 12 Division I GAMES:																	
				307	A	Jacksonville	64 76	268	H	Tennessee Tech	56 73						
				227	H	UCF	66 57										
				85	H	Virginia	61 74										
				211	H	Arizona	58 65										
				118	H	Cleveland St.	65 73										
				37	A	FGCU	49 97										

Non-Div I Games:

FIU

■ Loss, 
■ Non-Conf, 
S Site, 
■ Home 
■ Away 
N Neutral

## Fairfield

Through Games Of Dec. 14, 2014

Average RPI Win:	195	WON-LOST	WINNING	LAST 10	STRENGTH OF	OPP. STRENGTH	TEAM	ADJ.	CONF.	ADJ CONF.
Average RPI Loss:	88	RECORD	PCT. RANK	GAMES	SCHEDULE	OF SCHEDULE	RPI	RPI	RPI	RPI
DIV. I ONLY	2- 6	268	2- 6	51	113	184	184	22	22	
DIV. I NON-CONF.	1- 5	304	1- 5	57	139	234	234	19	19	
TOTALS	RPI 1-25	RPI 26-50	W-L RECORDS	RPI 51-100	RPI 101-150	RPI 150+				
2- 6	0- 0	0- 2	OVERALL	0- 2	0- 1	2- 1				
1- 2	0- 0	0- 1	HOME	0- 0	0- 0	1- 1				
1- 2	0- 0	0- 1	AWAY	0- 0	0- 1	1- 0				
0- 2	0- 0	0- 0	NEUTRAL	0- 2	0- 0	0- 0				
1- 5	0- 0	0- 1	NON-CONFERENCE	0- 2	0- 1	1- 1				
1- 1	0- 0	0- 0	HOME	0- 0	0- 0	1- 1				
0- 2	0- 0	0- 1	AWAY	0- 0	0- 1	0- 0				
0- 2	0- 0	0- 0	NEUTRAL	0- 2	0- 0	0- 0				
1- 1	0- 0	0- 1	CONFERENCE	0- 0	0- 0	1- 0				
0- 1	0- 0	0- 1	HOME	0- 0	0- 0	0- 0				
1- 0	0- 0	0- 0	AWAY	0- 0	0- 0	1- 0				
0- 0	0- 0	0- 0	NEUTRAL	0- 0	0- 0	0- 0				

RPI 1-25				RPI 26-50				RPI 51-100				RPI 101+				Team's RPI: 184	
RPI	S	Opponent	Score	RPI	S	Opponent	Score	RPI	S	Opponent	Score	RPI	S	Opponent	Score		
				33	A	West Virginia	53 67	65	N	East Carolina	68 83	134	A	Hofstra	53 66		
				48	H	Quinnipiac	66 67	83	N	Marshall	55 68	166	H	Cornell	47 58		
												177	A	Siena	60 55		
												212	H	Butler	81 77		
LAST 12 Division I GAMES:																	
				134	A	Hofstra	53 66	48	H	Quinnipiac	66 67						
				83	N	Marshall	55 68	177	A	Siena	60 55						
				65	N	East Carolina	68 83	33	A	West Virginia	53 67						
								166	H	Cornell	47 58						
								212	H	Butler	81 77						

Non-Div I Games:

Fairfield

■ Loss, 
 ■ Non-Conf, 
 S Site, 
 ■ Home 
 ■ Away 
 N Neutral

Average RPI Win:	250	WON-LOST	WINNING	LAST 10	STRENGTH OF	OPP. STRENGTH	TEAM	ADJ.	CONF.	ADJ CONF.
Average RPI Loss:	140	RECORD	PCT. RANK	GAMES	SCHEDULE	OF SCHEDULE	RPI	RPI	RPI	RPI
DIV. I ONLY	3- 5	217	3- 5	215	205	230	230	29	29	
DIV. I NON-CONF.	3- 5	214	3- 5	219	205	231	231	29	29	
TOTALS	RPI 1-25	RPI 26-50	W-L RECORDS	RPI 51-100	RPI 101-150	RPI 150+				
3- 5	0- 0	0- 1	OVERALL	0- 1	0- 0	3- 3				
1- 3	0- 0	0- 1	HOME	0- 1	0- 0	1- 1				
2- 2	0- 0	0- 0	AWAY	0- 0	0- 0	2- 2				
0- 0	0- 0	0- 0	NEUTRAL	0- 0	0- 0	0- 0				
3- 5	0- 0	0- 1	NON-CONFERENCE	0- 1	0- 0	3- 3				
1- 3	0- 0	0- 1	HOME	0- 1	0- 0	1- 1				
2- 2	0- 0	0- 0	AWAY	0- 0	0- 0	2- 2				
0- 0	0- 0	0- 0	NEUTRAL	0- 0	0- 0	0- 0				
0- 0	0- 0	0- 0	CONFERENCE	0- 0	0- 0	0- 0				
0- 0	0- 0	0- 0	HOME	0- 0	0- 0	0- 0				
0- 0	0- 0	0- 0	AWAY	0- 0	0- 0	0- 0				
0- 0	0- 0	0- 0	NEUTRAL	0- 0	0- 0	0- 0				

RPI S	Opponent	Score	RPI S	Opponent	Score	RPI S	Opponent	Score	RPI S	Opponent	Score	Team's RPI: 230
			33 H West Virginia	52 80		71 H Bucknell	60 61		155 H Army	56 48		
									156 A UMass Lowell	67 78		
									197 A Monmouth	66 71		
									241 H NJIT	64 68		
									274 A Manhattan	73 54		
									321 A Saint Peter's	76 59		
LAST 12 Division I GAMES:												
			321 A Saint Peter's	76 59		156 A UMass Lowell	67 78					
			155 H Army	56 48		197 A Monmouth	66 71					
			33 H West Virginia	52 80		71 H Bucknell	60 61					
						241 H NJIT	64 68					
						274 A Manhattan	73 54					

Non-Div I Games:

Fairleigh Dickinson

Average RPI Win: 191		WON-LOST	WINNING	LAST 10	STRENGTH OF	OPP. STRENGTH	TEAM	ADJ.	CONF.	ADJ CONF.
Average RPI Loss: 203		RECORD	PCT. RANK	GAMES	SCHEDULE	OF SCHEDULE	RPI	RPI	RPI	RPI
DIV. I ONLY		4- 3	132	2- 0	238	185	185	185	19	19
DIV. I NON-CONF.		4- 3	134	2- 0	241	182	187	187	20	20
TOTALS	RPI 1-25		RPI 26-50		W-L RECORDS	RPI 51-100	RPI 101-150		RPI 150+	
4- 3	0- 0		0- 0		OVERALL	0- 0	1- 1		3- 2	
3- 1	0- 0		0- 0		HOME	0- 0	1- 0		2- 1	
1- 2	0- 0		0- 0		AWAY	0- 0	0- 0		1- 0	
0- 0	0- 0		0- 0		NEUTRAL	0- 0	0- 0		0- 0	
4- 3	0- 0		0- 0		NON-CONFERENCE	0- 0	1- 1		3- 2	
3- 1	0- 0		0- 0		HOME	0- 0	1- 0		2- 1	
1- 2	0- 0		0- 0		AWAY	0- 0	0- 1		1- 1	
0- 0	0- 0		0- 0		NEUTRAL	0- 0	0- 0		0- 0	
0- 0	0- 0		0- 0		CONFERENCE	0- 0	0- 0		0- 0	
0- 0	0- 0		0- 0		HOME	0- 0	0- 0		0- 0	
0- 0	0- 0		0- 0		AWAY	0- 0	0- 0		0- 0	
0- 0	0- 0		0- 0		NEUTRAL	0- 0	0- 0		0- 0	

RPI 1-25				RPI 26-50				RPI 51-100				RPI 101+				Team's RPI: 185	
RPI	S	Opponent	Score	RPI	S	Opponent	Score	RPI	S	Opponent	Score	RPI	S	Opponent	Score		
												118	H	Cleveland St.	79	74	
												142	A	Colorado St.	46	59	
												187	H	Western Ill.	90	88	
												219	A	Bethune-Cookman	88	68	
												227	A	UCF	74	94	
												240	H	Northeastern	81	74	
												241	H	NJIT	57	65	
LAST 12 Division I GAMES:																	
				187	H	Western Ill.	90	88	240	H	Northeastern	81	74				
				142	A	Colorado St.	46	59									
				241	H	NJIT	57	65									
				118	H	Cleveland St.	79	74									
				219	A	Bethune-Cookman	88	68									
				227	A	UCF	74	94									

Non-Div I Games:	Webber Int'l	111	76
------------------	--------------	-----	----

Fla. Atlantic

Loss, Non-Conf, S Site, H Home A Away N Neutral

Average RPI Win:	254	WON-LOST	WINNING	LAST 10	STRENGTH OF	OPP. STRENGTH	TEAM	ADJ.	CONF.	ADJ CONF.
Average RPI Loss:	83	RECORD	PCT. RANK	GAMES	SCHEDULE	OF SCHEDULE	RPI	RPI	RPI	RPI
DIV. I ONLY	6- 4	125	6- 4	243	203	182	182	3	3	
DIV. I NON-CONF.	6- 4	124	6- 4	246	202	185	185	3	3	
TOTALS	RPI 1-25	RPI 26-50	W-L RECORDS	RPI 51-100	RPI 101-150	RPI 150+				
6- 4	0- 0	1- 2	OVERALL	0- 0	0- 1	5- 1				
5- 1	0- 0	1- 0	HOME	0- 0	0- 0	4- 1				
1- 3	0- 0	0- 2	AWAY	0- 0	0- 1	1- 0				
0- 0	0- 0	0- 0	NEUTRAL	0- 0	0- 0	0- 0				
6- 4	0- 0	1- 2	NON-CONFERENCE	0- 0	0- 1	5- 1				
5- 1	0- 0	1- 0	HOME	0- 0	0- 0	4- 1				
1- 3	0- 0	0- 2	AWAY	0- 0	0- 1	1- 0				
0- 0	0- 0	0- 0	NEUTRAL	0- 0	0- 0	0- 0				
0- 0	0- 0	0- 0	CONFERENCE	0- 0	0- 0	0- 0				
0- 0	0- 0	0- 0	HOME	0- 0	0- 0	0- 0				
0- 0	0- 0	0- 0	AWAY	0- 0	0- 0	0- 0				
0- 0	0- 0	0- 0	NEUTRAL	0- 0	0- 0	0- 0				

RPI S	Opponent	Score	RPI S	Opponent	Score	RPI S	Opponent	Score	RPI S	Opponent	Score	Team's RPI: 182
29	A Florida St.	51 77	29	A Florida St.	51 77	122	A Savannah St.	58 68				
30	A St. John's (NY)	66 72	30	A St. John's (NY)	66 72	151	H Wisconsin	48 51				
40	H Stetson	59 54	40	H Stetson	59 54	196	H Virginia Tech	73 44				
						292	A Georgetown	81 73				
						307	H Jacksonville	84 73				
						339	H Longwood	91 46				
						349	H Charleston So.	92 64				
LAST 12 Division I GAMES:												
349	H Charleston So.	92 64	40	H Stetson	59 54	151	H Wisconsin	48 51				
30	A St. John's (NY)	66 72	29	A Florida St.	51 77	122	A Savannah St.	58 68				
339	H Longwood	91 46	196	H Virginia Tech	73 44							
307	H Jacksonville	84 73	292	A Georgetown	81 73							

Non-Div I Games:

Florida

Average RPI Win: 294		WON-LOST	WINNING	LAST 10	STRENGTH OF	OPP. STRENGTH	TEAM	ADJ.	CONF.	ADJ CONF.
Average RPI Loss: 196		RECORD	PCT. RANK	GAMES	SCHEDULE	OF SCHEDULE	RPI	RPI	RPI	RPI
DIV. I ONLY		2- 4	229	2- 4	277	309	277	277	31	31
DIV. I NON-CONF.		1- 4	295	1- 4	319	227	331	331	31	31
TOTALS	RPI 1-25		RPI 26-50		W-L RECORDS	RPI 51-100	RPI 101-150		RPI 150+	
2- 4	0- 0		0- 0		OVERALL	0- 0	0- 1		2- 3	
0- 2	0- 0		0- 0		HOME	0- 0	0- 0		0- 2	
1- 2	0- 0		0- 0		AWAY	0- 0	0- 1		1- 1	
1- 0	0- 0		0- 0		NEUTRAL	0- 0	0- 0		1- 0	
1- 4	0- 0		0- 0		NON-CONFERENCE	0- 0	0- 1		1- 3	
0- 2	0- 0		0- 0		HOME	0- 0	0- 0		0- 2	
0- 2	0- 0		0- 0		AWAY	0- 0	0- 1		0- 1	
1- 0	0- 0		0- 0		NEUTRAL	0- 0	0- 0		1- 0	
1- 0	0- 0		0- 0		CONFERENCE	0- 0	0- 0		1- 0	
0- 0	0- 0		0- 0		HOME	0- 0	0- 0		0- 0	
1- 0	0- 0		0- 0		AWAY	0- 0	0- 0		1- 0	
0- 0	0- 0		0- 0		NEUTRAL	0- 0	0- 0		0- 0	

RPI 1-25				RPI 26-50				RPI 51-100				RPI 101+				Team's RPI: 277	
RPI	S	Opponent	Score	RPI	S	Opponent	Score	RPI	S	Opponent	Score	RPI	S	Opponent	Score		
												130	A	Alabama	44	60	
												189	A	SMU	46	77	
												198	H	Troy	59	65	
												265	H	Alabama St.	49	64	
												276	N	Sam Houston St.	69	67	
												311	A	South Carolina St.	55	50	
LAST 12 Division I GAMES:																	
				311	A	South Carolina St.	55 50	189	A	SMU	46	77					
				276	N	Sam Houston St.	69 67	198	H	Troy	59	65					
								265	H	Alabama St.	49	64					
								130	A	Alabama	44	60					

Non-Div I Games:	Webber Int'l	52	41
------------------	--------------	----	----

Florida A&M

■ Loss, ■ Non-Conf, S Site, H Home A Away N Neutral



Average RPI Win:	172	WON-LOST	WINNING	LAST 10	STRENGTH OF	OPP. STRENGTH	TEAM	ADJ.	CONF.	ADJ CONF.
Average RPI Loss:	19	RECORD	PCT. RANK	GAMES	SCHEDULE	OF SCHEDULE	RPI	RPI	RPI	RPI
DIV. I ONLY	9- 1	17	9- 1	125	108	29	29	4	4	
DIV. I NON-CONF.	9- 1	17	9- 1	134	109	30	30	4	4	
TOTALS	RPI 1-25	RPI 26-50	W-L RECORDS	RPI 51-100	RPI 101-150	RPI 150+				
9- 1	0- 1	1- 0	OVERALL	1- 0	1- 0	6- 0				
3- 0	0- 0	0- 0	HOME	0- 0	0- 0	3- 0				
2- 0	0- 0	1- 0	AWAY	0- 0	0- 0	1- 0				
4- 1	0- 1	0- 0	NEUTRAL	1- 0	1- 0	2- 0				
9- 1	0- 1	1- 0	NON-CONFERENCE	1- 0	1- 0	6- 0				
3- 0	0- 0	0- 0	HOME	0- 0	0- 0	3- 0				
2- 0	0- 0	1- 0	AWAY	0- 0	0- 0	1- 0				
4- 1	0- 1	0- 0	NEUTRAL	1- 0	1- 0	2- 0				
0- 0	0- 0	0- 0	CONFERENCE	0- 0	0- 0	0- 0				
0- 0	0- 0	0- 0	HOME	0- 0	0- 0	0- 0				
0- 0	0- 0	0- 0	AWAY	0- 0	0- 0	0- 0				
0- 0	0- 0	0- 0	NEUTRAL	0- 0	0- 0	0- 0				

RPI 1-25				RPI 26-50		Team's RPI: 29		RPI 51-100				RPI 101+			
RPI	S	Opponent	Score	RPI	S	Opponent	Score	RPI	S	Opponent	Score	RPI	S	Opponent	Score
19	N	Washington	68 80	43	A	Purdue	67 64	58	N	Furman	94 63	123	N	Hartford	69 59
												179	N	Massachusetts	73 47
												182	H	Florida	77 51
												199	A	Temple	66 62
												219	H	Bethune-Cookman	103 34
												225	H	UAB	92 62
												320	N	Eastern Ill.	91 55
LAST 12 Division I GAMES:															
		43	A	Purdue	67	64				199	A	Temple	66	62	
		123	N	Hartford	69	59				182	H	Florida	77	51	
		58	N	Furman	94	63				219	H	Bethune-Cookman	103	34	
		19	N	Washington	68	80				225	H	UAB	92	62	
		179	N	Massachusetts	73	47									
		320	N	Eastern Ill.	91	55									

Non-Div I Games:

Florida St.

Average RPI Win: <b>195</b>	WON-LOST	WINNING	LAST 10	STRENGTH OF	OPP. STRENGTH	TEAM	ADJ.	CONF.	ADJ CONF.
Average RPI Loss: <b>92</b>	RECORD	PCT. RANK	GAMES	SCHEDULE	OF SCHEDULE	RPI	RPI	RPI	RPI
DIV. I ONLY	7- 4	106	3- 0	190	94	124	124	8	8
DIV. I NON-CONF.	7- 4	106	3- 0	197	94	127	127	8	8
TOTALS	RPI 1-25	RPI 26-50	W-L RECORDS	RPI 51-100	RPI 101-150	RPI 150+			
7- 4	0- 1	0- 1	OVERALL	1- 0	1- 1	5- 1			
3- 2	0- 1	0- 0	HOME	0- 0	1- 0	2- 1			
3- 1	0- 0	0- 0	AWAY	1- 0	0- 0	2- 0			
1- 1	0- 0	0- 0	NEUTRAL	0- 0	0- 1	1- 0			
7- 4	0- 1	0- 1	NON-CONFERENCE	1- 0	1- 1	5- 1			
3- 2	0- 1	0- 0	HOME	0- 0	1- 0	2- 1			
3- 1	0- 0	0- 1	AWAY	1- 0	0- 0	2- 0			
1- 1	0- 0	0- 0	NEUTRAL	0- 0	0- 1	1- 0			
0- 0	0- 0	0- 0	CONFERENCE	0- 0	0- 0	0- 0			
0- 0	0- 0	0- 0	HOME	0- 0	0- 0	0- 0			
0- 0	0- 0	0- 0	AWAY	0- 0	0- 0	0- 0			
0- 0	0- 0	0- 0	NEUTRAL	0- 0	0- 0	0- 0			

RPI 1-25				RPI 26-50				RPI 51-100				RPI 101+ Team's RPI: 124			
RPI	S	Opponent	Score	RPI	S	Opponent	Score	RPI	S	Opponent	Score	RPI	S	Opponent	Score
20	H	Seton Hall	43 56	39	A	Syracuse	42 59	99	A	Delaware	49 44	134	H	Hofstra	60 46
												148	N	Drake	56 62
												153	N	Incarnate Word	74 42
												161	H	Iona	51 72
												163	A	Central Conn. St.	72 36
												199	A	Temple	71 64
												274	H	Manhattan	70 41
												342	H	Mt. St. Mary's	61 37
LAST 12 Division I GAMES:															
				199	A	Temple	71 64					163	A	Central Conn. St.	72 36
				20	H	Seton Hall	43 56					153	N	Incarnate Word	74 42
				148	N	Drake	56 62					342	H	Mt. St. Mary's	61 37
				99	A	Delaware	49 44					274	H	Manhattan	70 41
				134	H	Hofstra	60 46					161	H	Iona	51 72
				39	A	Syracuse	42 59								

Non-Div I Games:

Fordham

Average RPI Win:	129	WON-LOST	WINNING	LAST 10	STRENGTH OF	OPP. STRENGTH	TEAM	ADJ.	CONF.	ADJ CONF.
Average RPI Loss:	39	RECORD	PCT. RANK	GAMES	SCHEDULE	OF SCHEDULE	RPI	RPI	RPI	RPI
DIV. I ONLY	5- 3	109	5- 3	6	123	12	12	21	21	
DIV. I NON-CONF.	5- 3	109	5- 3	7	122	12	12	22	22	
TOTALS	RPI 1-25	RPI 26-50	W-L RECORDS	RPI 51-100	RPI 101-150	RPI 150+				
5- 3	0- 1	1- 1	OVERALL	2- 1	0- 0	2- 0				
4- 0	0- 0	1- 0	HOME	1- 0	0- 0	2- 0				
1- 3	0- 1	0- 1	AWAY	1- 1	0- 0	0- 0				
0- 0	0- 0	0- 0	NEUTRAL	0- 0	0- 0	0- 0				
5- 3	0- 1	1- 1	NON-CONFERENCE	2- 1	0- 0	2- 0				
4- 0	0- 0	1- 0	HOME	1- 0	0- 0	2- 0				
1- 3	0- 1	0- 1	AWAY	1- 1	0- 0	0- 0				
0- 0	0- 0	0- 0	NEUTRAL	0- 0	0- 0	0- 0				
0- 0	0- 0	0- 0	CONFERENCE	0- 0	0- 0	0- 0				
0- 0	0- 0	0- 0	HOME	0- 0	0- 0	0- 0				
0- 0	0- 0	0- 0	AWAY	0- 0	0- 0	0- 0				
0- 0	0- 0	0- 0	NEUTRAL	0- 0	0- 0	0- 0				

RPI 1-25				RPI 26-50				RPI 51-100				RPI 101+			
RPI	S	Opponent	Score	RPI	S	Opponent	Score	RPI	S	Opponent	Score	RPI	S	Opponent	Score
8	A	Southern California	50 68	44	A	George Washington	64 73	64	A	Bakersfield	60 80	208	H	Cal Poly	67 56
				46	H	St. Mary's (CA)	60 56	69	H	UC Riverside	73 61	232	H	Cal St. Fullerton	57 52
								90	A	San Diego	93 88				
LAST 12 Division I GAMES:															
				90	A	San Diego	93 88	232	H	Cal St. Fullerton	57 52				
				8	A	Southern California	50 68	46	H	St. Mary's (CA)	60 56				
				208	H	Cal Poly	67 56	44	A	George Washington	64 73				
								69	H	UC Riverside	73 61				
								64	A	Bakersfield	60 80				

Non-Div I Games: Cal St. Stanislaus 65 36

Fresno St.

■ Loss, 
 ■ Non-Conf, S Site, 
 ■ Home 
 ■ Away 
 N Neutral

Average RPI Win:	171	WON-LOST	WINNING	LAST 10	STRENGTH OF	OPP. STRENGTH	TEAM	ADJ.	CONF.	ADJ CONF.
Average RPI Loss:	46	RECORD	PCT. RANK	GAMES	SCHEDULE	OF SCHEDULE	RPI	RPI	RPI	RPI
DIV. I ONLY	7- 3	79	5- 3	93	59	58	58	15	15	
DIV. I NON-CONF.	7- 3	78	7- 3	100	59	59	59	15	15	
TOTALS	RPI 1-25	RPI 26-50	W-L RECORDS	RPI 51-100	RPI 101-150	RPI 150+				
7- 3	0- 1	0- 1	OVERALL	1- 1	2- 0	4- 0				
5- 0	0- 0	0- 0	HOME	0- 0	1- 0	4- 0				
1- 1	0- 0	0- 0	AWAY	1- 1	0- 0	0- 0				
1- 2	0- 1	0- 1	NEUTRAL	0- 0	1- 0	0- 0				
7- 3	0- 1	0- 1	NON-CONFERENCE	1- 1	2- 0	4- 0				
5- 0	0- 0	0- 0	HOME	0- 0	1- 0	4- 0				
1- 1	0- 0	0- 0	AWAY	1- 1	0- 0	0- 0				
1- 2	0- 1	0- 1	NEUTRAL	0- 0	1- 0	0- 0				
0- 0	0- 0	0- 0	CONFERENCE	0- 0	0- 0	0- 0				
0- 0	0- 0	0- 0	HOME	0- 0	0- 0	0- 0				
0- 0	0- 0	0- 0	AWAY	0- 0	0- 0	0- 0				
0- 0	0- 0	0- 0	NEUTRAL	0- 0	0- 0	0- 0				

RPI 1-25			RPI 26-50			RPI 51-100			Team's RPI: 58	RPI 101+		
RPI	S	Opponent	Score	RPI	S	Opponent	Score	RPI	S	Opponent	Score	
19	N	Washington	69 101	29	N	Florida St.	63 94	89	A	Clemson	69 79	123 N Hartford 53 43
								96	A	Winthrop	73 55	131 H Appalachian St. 84 79
												169 H San Diego St. 60 43
												171 H Coastal Caro. 90 56
												173 H Davidson 67 60
												332 H UNC Asheville 81 71
LAST 12 Division I GAMES:												
332	H	UNC Asheville	81 71	19	N	Washington	69 101					
131	H	Appalachian St.	84 79	29	N	Florida St.	63 94					
171	H	Coastal Caro.	90 56	123	N	Hartford	53 43					
173	H	Davidson	67 60	89	A	Clemson	69 79					
				169	H	San Diego St.	60 43					
				96	A	Winthrop	73 55					

Non-Div I Games: North Greenville 75 50 Southern Wesleyan 96 73

Furman

Average RPI Win:	307	WON-LOST	WINNING	LAST 10	STRENGTH OF	OPP. STRENGTH	TEAM	ADJ.	CONF.	ADJ CONF.
Average RPI Loss:	129	RECORD	PCT. RANK	GAMES	SCHEDULE	OF SCHEDULE	RPI	RPI	RPI	RPI
DIV. I ONLY	1- 5	308	1- 5	50	319	256	256	17	17	
DIV. I NON-CONF.	1- 5	304	1- 5	54	320	259	259	17	17	
TOTALS	RPI 1-25	RPI 26-50	W-L RECORDS	RPI 51-100	RPI 101-150	RPI 150+				
1- 5	0- 0	0- 0	OVERALL	0- 3	0- 1	1- 1				
1- 2	0- 0	0- 0	HOME	0- 2	0- 0	1- 0				
0- 3	0- 0	0- 0	AWAY	0- 1	0- 1	0- 1				
0- 0	0- 0	0- 0	NEUTRAL	0- 0	0- 0	0- 0				
1- 5	0- 0	0- 0	NON-CONFERENCE	0- 3	0- 1	1- 1				
1- 2	0- 0	0- 0	HOME	0- 2	0- 0	1- 0				
0- 3	0- 0	0- 0	AWAY	0- 1	0- 1	0- 1				
0- 0	0- 0	0- 0	NEUTRAL	0- 0	0- 0	0- 0				
0- 0	0- 0	0- 0	CONFERENCE	0- 0	0- 0	0- 0				
0- 0	0- 0	0- 0	HOME	0- 0	0- 0	0- 0				
0- 0	0- 0	0- 0	AWAY	0- 0	0- 0	0- 0				
0- 0	0- 0	0- 0	NEUTRAL	0- 0	0- 0	0- 0				

RPI 1-25				RPI 26-50				RPI 51-100				RPI 101+ Team's RPI: 256					
RPI	S	Opponent	Score	RPI	S	Opponent	Score	RPI	S	Opponent	Score	RPI	S	Opponent	Score		
								54	A	Georgia	52	93	117	A	Jacksonville St.	52	78
								66	H	Mercer	61	84	307	H	Jacksonville	78	65
								78	H	Kennesaw St.	51	72	329	A	Lipscomb	74	80
LAST 12 Division I GAMES:																	
								66	H	Mercer	61	84	329	A	Lipscomb	74	80
								117	A	Jacksonville St.	52	78					
								54	A	Georgia	52	93					
								78	H	Kennesaw St.	51	72					
								307	H	Jacksonville	78	65					

Non-Div I Games: Toccoa Falls 84 36

Ga. Southern

## Gardner-Webb

Through Games Of Dec. 14, 2014

Average RPI Win:	296	WON-LOST	WINNING	LAST 10	STRENGTH OF	OPP. STRENGTH	TEAM	ADJ.	CONF.	ADJ CONF.
Average RPI Loss:	162	RECORD	PCT. RANK	GAMES	SCHEDULE	OF SCHEDULE	RPI	RPI	RPI	RPI
DIV. I ONLY	2- 6	268	2- 6	266	248	282	282	30	30	
DIV. I NON-CONF.	2- 4	226	2- 4	304	244	283	283	30	30	
TOTALS	RPI 1-25	RPI 26-50	W-L RECORDS	RPI 51-100	RPI 101-150	RPI 150+				
2- 6	0- 0	0- 0	OVERALL	0- 1	0- 2	2- 3				
1- 1	0- 0	0- 0	HOME	0- 0	0- 0	1- 1				
1- 5	0- 0	0- 0	AWAY	0- 1	0- 2	1- 2				
0- 0	0- 0	0- 0	NEUTRAL	0- 0	0- 0	0- 0				
2- 4	0- 0	0- 0	NON-CONFERENCE	0- 1	0- 1	2- 2				
1- 1	0- 0	0- 0	HOME	0- 0	0- 0	1- 1				
1- 3	0- 0	0- 0	AWAY	0- 1	0- 1	1- 1				
0- 0	0- 0	0- 0	NEUTRAL	0- 0	0- 0	0- 0				
0- 2	0- 0	0- 0	CONFERENCE	0- 0	0- 1	0- 1				
0- 0	0- 0	0- 0	HOME	0- 0	0- 0	0- 0				
0- 2	0- 0	0- 0	AWAY	0- 0	0- 1	0- 1				
0- 0	0- 0	0- 0	NEUTRAL	0- 0	0- 0	0- 0				

RPI 1-25			RPI 26-50			RPI 51-100			RPI 101+			Team's RPI: 282
RPI	S	Opponent	Score	RPI	S	Opponent	Score	RPI	S	Opponent	Score	
						82 A Indiana	54 115			131 A Appalachian St.	69 77	
										150 A Liberty	47 56	
										152 A Presbyterian	50 55	
										173 H Davidson	67 68	
										285 A UNC Greensboro	60 76	
										286 H N.C. Central	73 53	
										305 A Wofford	65 60	
LAST 12 Division I GAMES:												
286	H	N.C. Central	73 53	150	A	Liberty	47 56					
173	H	Davidson	67 68	285	A	UNC Greensboro	60 76					
82	A	Indiana	54 115	152	A	Presbyterian	50 55					
				305	A	Wofford	65 60					
				131	A	Appalachian St.	69 77					

Non-Div I Games: Montreat 118 37

Gardner-Webb

■ Loss, 
 ■ Non-Conf, S Site, 
 ■ Home 
 ■ Away 
 N Neutral

Average RPI Win:	283	WON-LOST	WINNING	LAST 10	STRENGTH OF	OPP. STRENGTH	TEAM	ADJ.	CONF.	ADJ CONF.
Average RPI Loss:	155	RECORD	PCT. RANK	GAMES	SCHEDULE	OF SCHEDULE	RPI	RPI	RPI	RPI
DIV. I ONLY	5- 4	146	5- 4	341	139	312	312	8	8	
DIV. I NON-CONF.	5- 4	146	5- 4	342	140	311	311	8	8	
TOTALS	RPI 1-25	RPI 26-50	W-L RECORDS	RPI 51-100	RPI 101-150	RPI 150+				
5- 4	0- 0	0- 0	OVERALL	0- 1	0- 2	5- 1				
3- 2	0- 0	0- 0	HOME	0- 1	0- 1	3- 0				
1- 1	0- 0	0- 0	AWAY	0- 0	0- 0	1- 1				
1- 1	0- 0	0- 0	NEUTRAL	0- 0	0- 1	1- 0				
5- 4	0- 0	0- 0	NON-CONFERENCE	0- 1	0- 2	5- 1				
3- 2	0- 0	0- 0	HOME	0- 1	0- 1	3- 0				
1- 1	0- 0	0- 0	AWAY	0- 0	0- 0	1- 1				
1- 1	0- 0	0- 0	NEUTRAL	0- 0	0- 1	1- 0				
0- 0	0- 0	0- 0	CONFERENCE	0- 0	0- 0	0- 0				
0- 0	0- 0	0- 0	HOME	0- 0	0- 0	0- 0				
0- 0	0- 0	0- 0	AWAY	0- 0	0- 0	0- 0				
0- 0	0- 0	0- 0	NEUTRAL	0- 0	0- 0	0- 0				

RPI 1-25			RPI 26-50			RPI 51-100			RPI 101+			Team's RPI: 312
RPI	S	Opponent	Score	RPI	S	Opponent	Score	RPI	S	Opponent	Score	
						95 H Morehead St.	70 79			119 N Abilene Christian	86 88	
										126 H East Tenn. St.	71 84	
										196 H Virginia Tech	77 69	
										263 H Col. of Charleston	71 61	
										279 A Navy	79 84	
										304 N Mississippi Val.	71 62	
										306 A Saint Francis (PA)	86 77	
										348 H Delaware St.	110 91	
LAST 12 Division I GAMES:												
306	A	Saint Francis (PA)	86 77	119	N	Abilene Christian	86 88					
126	H	East Tenn. St.	71 84	279	A	Navy	79 84					
304	N	Mississippi Val.	71 62	263	H	Col. of Charleston	71 61					
				348	H	Delaware St.	110 91					
				95	H	Morehead St.	70 79					
				196	H	Virginia Tech	77 69					

Non-Div I Games:

George Mason

■ Loss, 
 ■ Non-Conf, 
 S Site, 
 ■ Home 
 ■ Away 
 N Neutral

Average RPI Win:	120	WON-LOST	WINNING	LAST 10	STRENGTH OF	OPP. STRENGTH	TEAM	ADJ.	CONF.	ADJ CONF.
Average RPI Loss:	40	RECORD	PCT. RANK	GAMES	SCHEDULE	OF SCHEDULE	RPI	RPI	RPI	RPI
DIV. I ONLY	6- 2	60	6- 2	122	2	44	44	8	8	
DIV. I NON-CONF.	6- 2	61	6- 2	130	2	45	45	8	8	
TOTALS	RPI 1-25	RPI 26-50	W-L RECORDS	RPI 51-100	RPI 101-150	RPI 150+				
6- 2	1- 0	1- 2	OVERALL	2- 0	0- 0	2- 0				
3- 1	1- 0	0- 1	HOME	0- 0	0- 0	2- 0				
1- 1	0- 0	0- 1	AWAY	1- 0	0- 0	0- 0				
2- 0	0- 0	1- 0	NEUTRAL	1- 0	0- 0	0- 0				
6- 2	1- 0	1- 2	NON-CONFERENCE	2- 0	0- 0	2- 0				
3- 1	1- 0	0- 1	HOME	0- 0	0- 0	2- 0				
1- 1	0- 0	0- 1	AWAY	1- 0	0- 0	0- 0				
2- 0	0- 0	1- 0	NEUTRAL	1- 0	0- 0	0- 0				
0- 0	0- 0	0- 0	CONFERENCE	0- 0	0- 0	0- 0				
0- 0	0- 0	0- 0	HOME	0- 0	0- 0	0- 0				
0- 0	0- 0	0- 0	AWAY	0- 0	0- 0	0- 0				
0- 0	0- 0	0- 0	NEUTRAL	0- 0	0- 0	0- 0				

RPI 1-25				RPI 26-50				Team's RPI: 44	RPI 51-100				RPI 101+			
RPI	S	Opponent	Score	RPI	S	Opponent	Score		RPI	S	Opponent	Score	RPI	S	Opponent	Score
12	H	Fresno St.	73 64	37	A	FGCU	75 88		81	A	American	63 52	205	H	Grambling	89 51
				42	H	Maryland	65 75		88	N	North Carolina St.	74 66	292	H	Georgetown	72 60
				43	N	Purdue	79 59									
LAST 12 Division I GAMES:																
				292	H	Georgetown	72 60		81	A	American	63 52				
				12	H	Fresno St.	73 64		37	A	FGCU	75 88				
				43	N	Purdue	79 59									
				88	N	North Carolina St.	74 66									
				205	H	Grambling	89 51									
				42	H	Maryland	65 75									

Non-Div I Games: Bowie St. 88 45

George Washington



Average RPI Win:	312	WON-LOST	WINNING	LAST 10	STRENGTH OF	OPP. STRENGTH	TEAM	ADJ.	CONF.	ADJ CONF.
Average RPI Loss:	145	RECORD	PCT. RANK	GAMES	SCHEDULE	OF SCHEDULE	RPI	RPI	RPI	RPI
DIV. I ONLY	2- 9	307	1- 9	179	187	292	292	10	10	
DIV. I NON-CONF.	2- 9	303	2- 9	186	186	293	293	10	10	
TOTALS	RPI 1-25	RPI 26-50	W-L RECORDS	RPI 51-100	RPI 101-150	RPI 150+				
2- 9	0- 1	0- 1	OVERALL	0- 0	0- 3	2- 4				
2- 2	0- 0	0- 0	HOME	0- 0	0- 1	2- 1				
0- 4	0- 1	0- 1	AWAY	0- 0	0- 1	0- 1				
0- 3	0- 0	0- 0	NEUTRAL	0- 0	0- 1	0- 2				
2- 9	0- 1	0- 1	NON-CONFERENCE	0- 0	0- 3	2- 4				
2- 2	0- 0	0- 0	HOME	0- 0	0- 1	2- 1				
0- 4	0- 1	0- 1	AWAY	0- 0	0- 1	0- 1				
0- 3	0- 0	0- 0	NEUTRAL	0- 0	0- 1	0- 2				
0- 0	0- 0	0- 0	CONFERENCE	0- 0	0- 0	0- 0				
0- 0	0- 0	0- 0	HOME	0- 0	0- 0	0- 0				
0- 0	0- 0	0- 0	AWAY	0- 0	0- 0	0- 0				
0- 0	0- 0	0- 0	NEUTRAL	0- 0	0- 0	0- 0				

RPI 1-25				RPI 26-50				RPI 51-100				RPI 101+ Team's RPI: 292			
RPI	S	Opponent	Score	RPI	S	Opponent	Score	RPI	S	Opponent	Score	RPI	S	Opponent	Score
22	A	Princeton	54 83	44	A	George Washington	60 72					105	A	Kansas	42 55
												125	H	Memphis	46 63
												130	N	Alabama	58 72
												182	H	Florida	73 81
												199	N	Temple	58 81
												233	A	Richmond	57 65
												266	N	Holy Cross	69 73
												299	H	UMES	88 75
												325	H	Loyola Maryland	71 44
LAST 12 Division I GAMES:															
182	H	Florida	73 81	125	H	Memphis	46 63								
105	A	Kansas	42 55	44	A	George Washington	60 72								
130	N	Alabama	58 72	22	A	Princeton	54 83								
199	N	Temple	58 81	266	N	Holy Cross	69 73								
325	H	Loyola Maryland	71 44	299	H	UMES	88 75								
233	A	Richmond	57 65												

Non-Div I Games:

Georgetown

■ Loss, 
 ■ Non-Conf, 
 S Site, 
 ■ Home 
 ■ Away 
 N Neutral

Average RPI Win:	190	WON-LOST	WINNING	LAST 10	STRENGTH OF	OPP. STRENGTH	TEAM	ADJ.	CONF.	ADJ CONF.
Average RPI Loss:	0	RECORD	PCT. RANK	GAMES	SCHEDULE	OF SCHEDULE	RPI	RPI	RPI	RPI
DIV. I ONLY	10- 0	1	10- 0	276	47	54	54	3	3	
DIV. I NON-CONF.	10- 0	1	10- 0	277	48	56	56	3	3	
TOTALS	RPI 1-25	RPI 26-50	W-L RECORDS	RPI 51-100	RPI 101-150	RPI 150+				
10- 0	0- 0	0- 0	OVERALL	3- 0	1- 0	6- 0				
6- 0	0- 0	0- 0	HOME	1- 0	0- 0	5- 0				
4- 0	0- 0	0- 0	AWAY	2- 0	1- 0	1- 0				
0- 0	0- 0	0- 0	NEUTRAL	0- 0	0- 0	0- 0				
10- 0	0- 0	0- 0	NON-CONFERENCE	3- 0	1- 0	6- 0				
6- 0	0- 0	0- 0	HOME	1- 0	0- 0	5- 0				
4- 0	0- 0	0- 0	AWAY	2- 0	1- 0	1- 0				
0- 0	0- 0	0- 0	NEUTRAL	0- 0	0- 0	0- 0				
0- 0	0- 0	0- 0	CONFERENCE	0- 0	0- 0	0- 0				
0- 0	0- 0	0- 0	HOME	0- 0	0- 0	0- 0				
0- 0	0- 0	0- 0	AWAY	0- 0	0- 0	0- 0				
0- 0	0- 0	0- 0	NEUTRAL	0- 0	0- 0	0- 0				

RPI 1-25				RPI 26-50				RPI 51-100				Team's RPI: 54	RPI 101+			
RPI	S	Opponent	Score	RPI	S	Opponent	Score	RPI	S	Opponent	Score		RPI	S	Opponent	Score
								66	A	Mercer	68 49		115	A	Georgia Tech	64 57
								67	A	Ohio St.	67 59		174	H	TCU	62 53
								76	H	Michigan St.	69 60		256	H	Ga. Southern	93 52
													268	A	Tennessee Tech	74 51
													269	H	Colgate	66 35
													300	H	Morgan St.	68 36
													313	H	Coppin St.	49 29
LAST 12 Division I GAMES:																
				256	H	Ga. Southern	93 52					76	H	Michigan St.	69 60	
				115	A	Georgia Tech	64 57					66	A	Mercer	68 49	
				67	A	Ohio St.	67 59					313	H	Coppin St.	49 29	
				174	H	TCU	62 53					268	A	Tennessee Tech	74 51	
				300	H	Morgan St.	68 36					269	H	Colgate	66 35	

Non-Div I Games:

Georgia

Average RPI Win:	229	WON-LOST	WINNING	LAST 10	STRENGTH OF	OPP. STRENGTH	TEAM	ADJ.	CONF.	ADJ CONF.
Average RPI Loss:	108	RECORD	PCT. RANK	GAMES	SCHEDULE	OF SCHEDULE	RPI	RPI	RPI	RPI
DIV. I ONLY	3- 3	154	3- 3	167	251	202	202	17	17	
DIV. I NON-CONF.	3- 3	154	3- 3	174	255	202	202	17	17	
TOTALS	RPI 1-25	RPI 26-50	W-L RECORDS	RPI 51-100	RPI 101-150	RPI 150+				
3- 3	0- 0	0- 0	OVERALL	0- 2	0- 1	3- 0				
2- 2	0- 0	0- 0	HOME	0- 1	0- 1	2- 0				
1- 1	0- 0	0- 0	AWAY	0- 1	0- 0	1- 0				
0- 0	0- 0	0- 0	NEUTRAL	0- 0	0- 0	0- 0				
3- 3	0- 0	0- 0	NON-CONFERENCE	0- 2	0- 1	3- 0				
2- 2	0- 0	0- 0	HOME	0- 1	0- 1	2- 0				
1- 1	0- 0	0- 0	AWAY	0- 1	0- 0	1- 0				
0- 0	0- 0	0- 0	NEUTRAL	0- 0	0- 0	0- 0				
0- 0	0- 0	0- 0	CONFERENCE	0- 0	0- 0	0- 0				
0- 0	0- 0	0- 0	HOME	0- 0	0- 0	0- 0				
0- 0	0- 0	0- 0	AWAY	0- 0	0- 0	0- 0				
0- 0	0- 0	0- 0	NEUTRAL	0- 0	0- 0	0- 0				

RPI 1-25				RPI 26-50				RPI 51-100				RPI 101+				Team's RPI: 202	
RPI	S	Opponent	Score	RPI	S	Opponent	Score	RPI	S	Opponent	Score	RPI	S	Opponent	Score		
								78	H	Kennesaw St.	64	73	150	H	Liberty	71	73
								95	A	Morehead St.	72	74	201	H	Samford	61	56
													217	A	North Florida	72	59
													268	H	Tennessee Tech	72	60
LAST 12 Division I GAMES:																	
				268	H	Tennessee Tech	72	60	95	A	Morehead St.	72	74				
									78	H	Kennesaw St.	64	73				
									150	H	Liberty	71	73				
									201	H	Samford	61	56				
									217	A	North Florida	72	59				

Non-Div I Games: Thomas (GA) 101 55

Georgia St.

Average RPI Win:	213	WON-LOST	WINNING	LAST 10	STRENGTH OF	OPP. STRENGTH	TEAM	ADJ.	CONF.	ADJ CONF.
Average RPI Loss:	47	RECORD	PCT. RANK	GAMES	SCHEDULE	OF SCHEDULE	RPI	RPI	RPI	RPI
DIV. I ONLY	6- 4	125	6- 4	127	111	115	115	4	4	
DIV. I NON-CONF.	6- 4	124	6- 4	136	113	117	117	4	4	
TOTALS	RPI 1-25	RPI 26-50	W-L RECORDS	RPI 51-100	RPI 101-150	RPI 150+				
6- 4	0- 1	0- 0	OVERALL	1- 3	0- 0	5- 0				
4- 1	0- 0	0- 0	HOME	1- 1	0- 0	3- 0				
1- 1	0- 0	0- 0	AWAY	0- 1	0- 0	1- 0				
1- 2	0- 1	0- 0	NEUTRAL	0- 1	0- 0	1- 0				
6- 4	0- 1	0- 0	NON-CONFERENCE	1- 3	0- 0	5- 0				
4- 1	0- 0	0- 0	HOME	1- 1	0- 0	3- 0				
1- 1	0- 0	0- 0	AWAY	0- 1	0- 0	1- 0				
1- 2	0- 1	0- 0	NEUTRAL	0- 1	0- 0	1- 0				
0- 0	0- 0	0- 0	CONFERENCE	0- 0	0- 0	0- 0				
0- 0	0- 0	0- 0	HOME	0- 0	0- 0	0- 0				
0- 0	0- 0	0- 0	AWAY	0- 0	0- 0	0- 0				
0- 0	0- 0	0- 0	NEUTRAL	0- 0	0- 0	0- 0				

RPI 1-25				RPI 26-50				RPI 51-100				RPI 101+ Team's RPI: 115			
RPI	S	Opponent	Score	RPI	S	Opponent	Score	RPI	S	Opponent	Score	RPI	S	Opponent	Score
5	N	Green Bay	50 71					51	N	Minnesota	69 72	205	H	Grambling	97 64
								54	H	Georgia	57 64	213	N	Villanova	71 63
								76	A	Michigan St.	73 79	224	A	Loyola Chicago	92 57
								78	H	Kennesaw St.	77 48	255	H	Central Ark.	88 50
												300	H	Morgan St.	105 76
LAST 12 Division I GAMES:															
		76	A	Michigan St.	73	79		255	H	Central Ark.	88	50			
		51	N	Minnesota	69	72		78	H	Kennesaw St.	77	48			
		213	N	Villanova	71	63		300	H	Morgan St.	105	76			
		5	N	Green Bay	50	71		224	A	Loyola Chicago	92	57			
		205	H	Grambling	97	64									
		54	H	Georgia	57	64									

Non-Div I Games:

Georgia Tech

Average RPI Win:	197	WON-LOST	WINNING	LAST 10	STRENGTH OF	OPP. STRENGTH	TEAM	ADJ.	CONF.	ADJ CONF.
Average RPI Loss:	48	RECORD	PCT. RANK	GAMES	SCHEDULE	OF SCHEDULE	RPI	RPI	RPI	RPI
DIV. I ONLY	6- 3	86	1- 0	171	39	106	106	6	6	
DIV. I NON-CONF.	6- 3	84	1- 0	178	39	107	107	6	6	
TOTALS	RPI 1-25	RPI 26-50	W-L RECORDS	RPI 51-100	RPI 101-150	RPI 150+				
6- 3	0- 1	1- 1	OVERALL	0- 1	1- 0	4- 0				
3- 1	0- 0	1- 1	HOME	0- 0	0- 0	2- 0				
3- 0	0- 0	0- 0	AWAY	0- 0	1- 0	2- 0				
0- 2	0- 1	0- 0	NEUTRAL	0- 1	0- 0	0- 0				
6- 3	0- 1	1- 1	NON-CONFERENCE	0- 1	1- 0	4- 0				
3- 1	0- 0	1- 1	HOME	0- 0	0- 0	2- 0				
3- 0	0- 0	0- 0	AWAY	0- 0	1- 0	2- 0				
0- 2	0- 1	0- 0	NEUTRAL	0- 1	0- 0	0- 0				
0- 0	0- 0	0- 0	CONFERENCE	0- 0	0- 0	0- 0				
0- 0	0- 0	0- 0	HOME	0- 0	0- 0	0- 0				
0- 0	0- 0	0- 0	AWAY	0- 0	0- 0	0- 0				
0- 0	0- 0	0- 0	NEUTRAL	0- 0	0- 0	0- 0				

RPI 1-25				RPI 26-50				RPI 51-100				RPI 101+				Team's RPI: 106	
RPI	S	Opponent	Score	RPI	S	Opponent	Score	RPI	S	Opponent	Score	RPI	S	Opponent	Score		
14	N	Iowa	67 79	31	H	Dayton	75 65	81	N	American	56 59	143	A	Montana St.	89 60		
				49	H	Washington St.	58 59					176	A	Eastern Wash.	61 60		
												261	A	Wyoming	70 56		
												280	H	Idaho St.	88 63		
												290	H	Portland St.	73 41		
LAST 12 Division I GAMES:																	
				176	A	Eastern Wash.	61 60	290	H	Portland St.	73 41						
				14	N	Iowa	67 79	261	A	Wyoming	70 56						
				81	N	American	56 59	49	H	Washington St.	58 59						
				143	A	Montana St.	89 60										
				280	H	Idaho St.	88 63										
				31	H	Dayton	75 65										

Non-Div I Games:

Gonzaga

Average RPI Win:	172	WON-LOST	WINNING	LAST 10	STRENGTH OF	OPP. STRENGTH	TEAM	ADJ.	CONF.	ADJ CONF.
Average RPI Loss:	107	RECORD	PCT. RANK	GAMES	SCHEDULE	OF SCHEDULE	RPI	RPI	RPI	RPI
DIV. I ONLY	1- 6	310	1- 6	34	157	205	205	32	32	
DIV. I NON-CONF.	1- 6	310	1- 6	35	157	205	205	32	32	
TOTALS	RPI 1-25	RPI 26-50	W-L RECORDS	RPI 51-100	RPI 101-150	RPI 150+				
1- 6	0- 1	0- 1	OVERALL	0- 1	0- 1	1- 2				
1- 0	0- 0	0- 0	HOME	0- 0	0- 0	1- 0				
0- 6	0- 1	0- 1	AWAY	0- 1	0- 1	0- 2				
0- 0	0- 0	0- 0	NEUTRAL	0- 0	0- 0	0- 0				
1- 6	0- 1	0- 1	NON-CONFERENCE	0- 1	0- 1	1- 2				
1- 0	0- 0	0- 0	HOME	0- 0	0- 0	1- 0				
0- 6	0- 1	0- 1	AWAY	0- 1	0- 1	0- 2				
0- 0	0- 0	0- 0	NEUTRAL	0- 0	0- 0	0- 0				
0- 0	0- 0	0- 0	CONFERENCE	0- 0	0- 0	0- 0				
0- 0	0- 0	0- 0	HOME	0- 0	0- 0	0- 0				
0- 0	0- 0	0- 0	AWAY	0- 0	0- 0	0- 0				
0- 0	0- 0	0- 0	NEUTRAL	0- 0	0- 0	0- 0				

RPI 1-25			RPI 26-50			RPI 51-100			RPI 101+			Team's RPI: 205
RPI	S	Opponent	Score	RPI	S	Opponent	Score	RPI	S	Opponent	Score	
19	A	Washington	53 84	44	A	George Washington	51 89	75	A	Auburn	42 92	115 A Georgia Tech 64 97
												172 H Northwestern St. 44 41
												175 A Ole Miss 67 92
												211 A Arizona 51 65
LAST 12 Division I GAMES:												
175	A	Ole Miss	67 92	19	A	Washington	53 84	172	H	Northwestern St.	44 41	
				211	A	Arizona	51 65	115	A	Georgia Tech	64 97	
				44	A	George Washington	51 89	75	A	Auburn	42 92	

Non-Div I Games: LSU-Shreveport 67 58 Tougaloo 98 59

Grambling

Loss, Non-Conf, S Site, H Home A Away N Neutral

Average RPI Win: 239		WON-LOST	WINNING	LAST 10	STRENGTH OF	OPP. STRENGTH	TEAM	ADJ.	CONF.	ADJ CONF.
Average RPI Loss: 260		RECORD	PCT. RANK	GAMES	SCHEDULE	OF SCHEDULE	RPI	RPI	RPI	RPI
DIV. I ONLY		2- 6	268	2- 6	347	198	345	345	33	33
DIV. I NON-CONF.		2- 6	267	2- 6	347	197	345	345	33	33
TOTALS	RPI 1-25	RPI 26-50		W-L RECORDS		RPI 51-100	RPI 101-150	RPI 150+		
2- 6	0- 0	0- 0		OVERALL		0- 0	0- 0	2- 6		
1- 2	0- 0	0- 0		HOME		0- 0	0- 0	1- 2		
1- 3	0- 0	0- 0		AWAY		0- 0	0- 0	1- 3		
0- 1	0- 0	0- 0		NEUTRAL		0- 0	0- 0	0- 1		
2- 6	0- 0	0- 0		NON-CONFERENCE		0- 0	0- 0	2- 6		
1- 2	0- 0	0- 0		HOME		0- 0	0- 0	1- 2		
1- 3	0- 0	0- 0		AWAY		0- 0	0- 0	1- 3		
0- 1	0- 0	0- 0		NEUTRAL		0- 0	0- 0	0- 1		
0- 0	0- 0	0- 0		CONFERENCE		0- 0	0- 0	0- 0		
0- 0	0- 0	0- 0		HOME		0- 0	0- 0	0- 0		
0- 0	0- 0	0- 0		AWAY		0- 0	0- 0	0- 0		
0- 0	0- 0	0- 0		NEUTRAL		0- 0	0- 0	0- 0		

RPI 1-25				RPI 26-50				RPI 51-100				RPI 101+				Team's RPI: 345	
RPI	S	Opponent	Score	RPI	S	Opponent	Score	RPI	S	Opponent	Score	RPI	S	Opponent	Score		
												190	A	Northern Colo.	47	66	
												193	A	Oral Roberts	54	51	
												236	H	Nevada	52	64	
												245	N	Northern Ky.	45	52	
												279	A	Navy	51	60	
												284	H	New Orleans	59	57	
												293	H	UC Irvine	53	54	
												318	A	Austin Peay	77	84	
LAST 12 Division I GAMES:																	
				193	A	Oral Roberts	54	51	245	N	Northern Ky.	45	52				
				190	A	Northern Colo.	47	66	318	A	Austin Peay	77	84				
				236	H	Nevada	52	64	293	H	UC Irvine	53	54				
				284	H	New Orleans	59	57									
				279	A	Navy	51	60									

Non-Div I Games:	Western St.	76	52
------------------	-------------	----	----

## Grand Canyon

■ Loss, ■ Non-Conf, S Site, H Home A Away N Neutral

Average RPI Win:	101	WON-LOST	WINNING	LAST 10	STRENGTH OF	OPP. STRENGTH	TEAM	ADJ.	CONF.	ADJ CONF.
Average RPI Loss:	14	RECORD	PCT. RANK	GAMES	SCHEDULE	OF SCHEDULE	RPI	RPI	RPI	RPI
DIV. I ONLY	8- 2	39	0- 1	18	7	5	5	9	9	
DIV. I NON-CONF.	8- 2	39	0- 1	20	7	5	5	9	9	
TOTALS	RPI 1-25	RPI 26-50	W-L RECORDS	RPI 51-100	RPI 101-150	RPI 150+				
8- 2	1- 1	1- 1	OVERALL	2- 0	2- 0	2- 0				
3- 0	0- 0	0- 0	HOME	1- 0	1- 0	1- 0				
3- 1	0- 0	1- 1	AWAY	1- 0	0- 0	1- 0				
2- 1	1- 1	0- 0	NEUTRAL	0- 0	1- 0	0- 0				
8- 2	1- 1	1- 1	NON-CONFERENCE	2- 0	2- 0	2- 0				
3- 0	0- 0	0- 0	HOME	1- 0	1- 0	1- 0				
3- 1	0- 0	1- 1	AWAY	1- 0	0- 0	1- 0				
2- 1	1- 1	0- 0	NEUTRAL	0- 0	1- 0	0- 0				
0- 0	0- 0	0- 0	CONFERENCE	0- 0	0- 0	0- 0				
0- 0	0- 0	0- 0	HOME	0- 0	0- 0	0- 0				
0- 0	0- 0	0- 0	AWAY	0- 0	0- 0	0- 0				
0- 0	0- 0	0- 0	NEUTRAL	0- 0	0- 0	0- 0				

RPI	S	Opponent	Score	RPI	S	Opponent	Score	RPI	S	Opponent	Score	RPI	S	Opponent	Score
1	N	UConn	53 89	26	A	Vanderbilt	64 68	60	A	South Dakota St.	77 75	115	N	Georgia Tech	71 50
4	N	Arizona St.	63 57	43	A	Purdue	81 78	80	H	Duquesne	84 52	120	H	Western Mich.	70 55
												151	H	Wisconsin	53 43
												237	A	Marquette	94 66
LAST 12 Division I GAMES:															
120	H	Western Mich.	70 55	1	N	UConn	53 89	151	H	Wisconsin	53 43				
4	N	Arizona St.	63 57	60	A	South Dakota St.	77 75								
115	N	Georgia Tech	71 50	237	A	Marquette	94 66								
80	H	Duquesne	84 52												
43	A	Purdue	81 78												
26	A	Vanderbilt	64 68												

Non-Div I Games:

Green Bay

■ Loss, 
 ■ Non-Conf, 
 S Site, 
 ■ Home 
 ■ Away 
 N Neutral



Average RPI Win:	214	WON-LOST	WINNING	LAST 10	STRENGTH OF	OPP. STRENGTH	TEAM	ADJ.	CONF.	ADJ CONF.
Average RPI Loss:	53	RECORD	PCT. RANK	GAMES	SCHEDULE	OF SCHEDULE	RPI	RPI	RPI	RPI
DIV. I ONLY	3- 5	217	3- 5	7	173	56	56	31	31	
DIV. I NON-CONF.	2- 5	256	2- 5	1	204	31	31	31	31	
TOTALS	RPI 1-25	RPI 26-50	W-L RECORDS	RPI 51-100	RPI 101-150	RPI 150+				
3- 5	0- 0	0- 3	OVERALL	0- 2	1- 0	2- 0				
1- 1	0- 0	0- 1	HOME	0- 0	0- 0	1- 0				
2- 4	0- 0	0- 2	AWAY	0- 2	1- 0	1- 0				
0- 0	0- 0	0- 0	NEUTRAL	0- 0	0- 0	0- 0				
2- 5	0- 0	0- 3	NON-CONFERENCE	0- 2	1- 0	1- 0				
0- 1	0- 0	0- 1	HOME	0- 0	0- 0	0- 0				
2- 4	0- 0	0- 2	AWAY	0- 2	1- 0	1- 0				
0- 0	0- 0	0- 0	NEUTRAL	0- 0	0- 0	0- 0				
1- 0	0- 0	0- 0	CONFERENCE	0- 0	0- 0	1- 0				
1- 0	0- 0	0- 0	HOME	0- 0	0- 0	1- 0				
0- 0	0- 0	0- 0	AWAY	0- 0	0- 0	0- 0				
0- 0	0- 0	0- 0	NEUTRAL	0- 0	0- 0	0- 0				

RPI 1-25				RPI 26-50				RPI 51-100				Team's RPI: 56	RPI 101+			
RPI	S	Opponent	Score	RPI	S	Opponent	Score	RPI	S	Opponent	Score		RPI	S	Opponent	Score
				35	A	Northwestern	36 62	61	A	Lehigh	67 85		110	A	Penn	58 43
				48	A	Quinnipiac	59 87	70	A	Kansas St.	46 66		233	A	Richmond	64 53
				49	H	Washington St.	60 74						300	H	Morgan St.	63 43
LAST 12 Division I GAMES:																
				70	A	Kansas St.	46 66	300	H	Morgan St.	63 43					
				48	A	Quinnipiac	59 87	233	A	Richmond	64 53					
				35	A	Northwestern	36 62	110	A	Penn	58 43					
								61	A	Lehigh	67 85					
								49	H	Washington St.	60 74					

Non-Div I Games:

Hampton

Average RPI Win:	198	WON-LOST	WINNING	LAST 10	STRENGTH OF	OPP. STRENGTH	TEAM	ADJ.	CONF.	ADJ CONF.
Average RPI Loss:	69	RECORD	PCT. RANK	GAMES	SCHEDULE	OF SCHEDULE	RPI	RPI	RPI	RPI
DIV. I ONLY	5- 6	180	4- 6	84	80	123	123	24	24	
DIV. I NON-CONF.	5- 6	177	5- 6	91	81	126	126	24	24	
TOTALS	RPI 1-25	RPI 26-50	W-L RECORDS	RPI 51-100	RPI 101-150	RPI 150+				
5- 6	0- 1	0- 1	OVERALL	0- 3	0- 0	5- 1				
3- 1	0- 0	0- 0	HOME	0- 1	0- 0	3- 0				
2- 2	0- 0	0- 0	AWAY	0- 1	0- 0	2- 1				
0- 3	0- 1	0- 1	NEUTRAL	0- 1	0- 0	0- 0				
5- 6	0- 1	0- 1	NON-CONFERENCE	0- 3	0- 0	5- 1				
3- 1	0- 0	0- 0	HOME	0- 1	0- 0	3- 0				
2- 2	0- 0	0- 0	AWAY	0- 1	0- 0	2- 1				
0- 3	0- 1	0- 1	NEUTRAL	0- 1	0- 0	0- 0				
0- 0	0- 0	0- 0	CONFERENCE	0- 0	0- 0	0- 0				
0- 0	0- 0	0- 0	HOME	0- 0	0- 0	0- 0				
0- 0	0- 0	0- 0	AWAY	0- 0	0- 0	0- 0				
0- 0	0- 0	0- 0	NEUTRAL	0- 0	0- 0	0- 0				

RPI 1-25				RPI 26-50				RPI 51-100				RPI 101+ Team's RPI: 123			
RPI	S	Opponent	Score	RPI	S	Opponent	Score	RPI	S	Opponent	Score	RPI	S	Opponent	Score
19	N	Washington	70 81	29	N	Florida St.	59 69	55	A	Lafayette	59 74	163	A	Central Conn. St.	75 63
								58	N	Furman	43 53	166	A	Cornell	48 46
								77	H	Boston College	61 73	170	H	Sacred Heart	68 63
												178	A	Dartmouth	43 49
												238	H	Providence	57 54
												252	H	Penn St.	62 57
LAST 12 Division I GAMES:															
170	H	Sacred Heart	68 63	178	A	Dartmouth	43 49	29	N	Florida St.	59 69	19	N	Washington	70 81
252	H	Penn St.	62 57	58	N	Furman	43 53	55	A	Lafayette	59 74	58	N	Furman	43 53
77	H	Boston College	61 73	238	H	Providence	57 54								
163	A	Central Conn. St.	75 63												
166	A	Cornell	48 46												

Non-Div I Games:

Hartford

Average RPI Win:	191	WON-LOST	WINNING	LAST 10	STRENGTH OF	OPP. STRENGTH	TEAM	ADJ.	CONF.	ADJ CONF.
Average RPI Loss:	156	RECORD	PCT. RANK	GAMES	SCHEDULE	OF SCHEDULE	RPI	RPI	RPI	RPI
DIV. I ONLY	4- 4	154	4- 4	202	78	138	138	11	11	
DIV. I NON-CONF.	4- 4	154	4- 4	207	78	141	141	11	11	
TOTALS	RPI 1-25	RPI 26-50	W-L RECORDS	RPI 51-100	RPI 101-150	RPI 150+				
4- 4	0- 1	1- 0	OVERALL	0- 0	0- 1	3- 2				
1- 0	0- 0	0- 0	HOME	0- 0	0- 0	1- 0				
1- 3	0- 1	0- 0	AWAY	0- 0	0- 1	1- 1				
2- 1	0- 0	1- 0	NEUTRAL	0- 0	0- 0	1- 1				
4- 4	0- 1	1- 0	NON-CONFERENCE	0- 0	0- 1	3- 2				
1- 0	0- 0	0- 0	HOME	0- 0	0- 0	1- 0				
1- 3	0- 1	0- 0	AWAY	0- 0	0- 1	1- 1				
2- 1	0- 0	1- 0	NEUTRAL	0- 0	0- 0	1- 1				
0- 0	0- 0	0- 0	CONFERENCE	0- 0	0- 0	0- 0				
0- 0	0- 0	0- 0	HOME	0- 0	0- 0	0- 0				
0- 0	0- 0	0- 0	AWAY	0- 0	0- 0	0- 0				
0- 0	0- 0	0- 0	NEUTRAL	0- 0	0- 0	0- 0				

RPI 1-25				RPI 26-50				RPI 51-100				RPI 101+ Team's RPI: 138			
RPI	S	Opponent	Score	RPI	S	Opponent	Score	RPI	S	Opponent	Score	RPI	S	Opponent	Score
2	A	Notre Dame	43 97	48	N	Quinnipiac	87 83					133	A	Maine	46 65
												179	A	Massachusetts	75 62
												199	N	Temple	69 81
												266	N	Holy Cross	79 76
												269	H	Colgate	68 53
												289	A	Boston U.	62 63
LAST 12 Division I GAMES:															
133	A	Maine	46 65	2	A	Notre Dame	43 97								
179	A	Massachusetts	75 62	48	N	Quinnipiac	87 83								
199	N	Temple	69 81	289	A	Boston U.	62 63								
266	N	Holy Cross	79 76	269	H	Colgate	68 53								

Non-Div I Games:

Harvard

Average RPI Win:	239	WON-LOST	WINNING	LAST 10	STRENGTH OF	OPP. STRENGTH	TEAM	ADJ.	CONF.	ADJ CONF.
Average RPI Loss:	33	RECORD	PCT. RANK	GAMES	SCHEDULE	OF SCHEDULE	RPI	RPI	RPI	RPI
DIV. I ONLY	4- 4	154	1- 0	82	77	135	135	12	12	
DIV. I NON-CONF.	4- 4	154	1- 0	89	77	137	137	12	12	
TOTALS	RPI 1-25	RPI 26-50	W-L RECORDS	RPI 51-100	RPI 101-150	RPI 150+				
4- 4	0- 3	0- 0	OVERALL	0- 1	1- 0	3- 0				
2- 4	0- 3	0- 0	HOME	0- 1	0- 0	2- 0				
2- 0	0- 0	0- 0	AWAY	0- 0	1- 0	1- 0				
0- 0	0- 0	0- 0	NEUTRAL	0- 0	0- 0	0- 0				
4- 4	0- 3	0- 0	NON-CONFERENCE	0- 1	1- 0	3- 0				
2- 4	0- 3	0- 0	HOME	0- 1	0- 0	2- 0				
2- 0	0- 0	0- 0	AWAY	0- 0	1- 0	1- 0				
0- 0	0- 0	0- 0	NEUTRAL	0- 0	0- 0	0- 0				
0- 0	0- 0	0- 0	CONFERENCE	0- 0	0- 0	0- 0				
0- 0	0- 0	0- 0	HOME	0- 0	0- 0	0- 0				
0- 0	0- 0	0- 0	AWAY	0- 0	0- 0	0- 0				
0- 0	0- 0	0- 0	NEUTRAL	0- 0	0- 0	0- 0				

RPI 1-25				RPI 26-50				RPI 51-100				RPI 101+ Team's RPI: 135			
RPI	S	Opponent	Score	RPI	S	Opponent	Score	RPI	S	Opponent	Score	RPI	S	Opponent	Score
7	H	North Carolina	65 74					93	H	Pacific	61 69	142	A	Colorado St.	63 58
16	H	California	72 79									195	H	Prairie View	72 58
17	H	Stanford	73 86									275	H	UNLV	79 70
												344	A	Denver	60 58
LAST 12 Division I GAMES:															
7	H	North Carolina	65 74	195	H	Prairie View	72 58								
17	H	Stanford	73 86	93	H	Pacific	61 69								
275	H	UNLV	79 70												
16	H	California	72 79												
344	A	Denver	60 58												
142	A	Colorado St.	63 58												

Non-Div I Games: BYU-Hawaii 92 40

Hawaii

Average RPI Win:	203	WON-LOST	WINNING	LAST 10	STRENGTH OF	OPP. STRENGTH	TEAM	ADJ.	CONF.	ADJ CONF.
Average RPI Loss:	129	RECORD	PCT. RANK	GAMES	SCHEDULE	OF SCHEDULE	RPI	RPI	RPI	RPI
DIV. I ONLY	5- 3	109	1- 1	223	154	144	144	30	30	
DIV. I NON-CONF.	3- 3	154	0- 1	140	160	140	140	30	30	
TOTALS	RPI 1-25	RPI 26-50	W-L RECORDS	RPI 51-100	RPI 101-150	RPI 150+				
5- 3	0- 0	0- 0	OVERALL	0- 1	2- 1	3- 1				
5- 0	0- 0	0- 0	HOME	0- 0	2- 0	3- 0				
0- 3	0- 0	0- 0	AWAY	0- 0	0- 0	0- 0				
0- 0	0- 0	0- 0	NEUTRAL	0- 0	0- 0	0- 0				
3- 3	0- 0	0- 0	NON-CONFERENCE	0- 1	2- 1	1- 1				
3- 0	0- 0	0- 0	HOME	0- 0	2- 0	1- 0				
0- 3	0- 0	0- 0	AWAY	0- 1	0- 1	0- 1				
0- 0	0- 0	0- 0	NEUTRAL	0- 0	0- 0	0- 0				
2- 0	0- 0	0- 0	CONFERENCE	0- 0	0- 0	2- 0				
2- 0	0- 0	0- 0	HOME	0- 0	0- 0	2- 0				
0- 0	0- 0	0- 0	AWAY	0- 0	0- 0	0- 0				
0- 0	0- 0	0- 0	NEUTRAL	0- 0	0- 0	0- 0				

RPI 1-25			RPI 26-50			RPI 51-100			RPI 101+			Team's RPI: 144
RPI	S	Opponent	Score	RPI	S	Opponent	Score	RPI	S	Opponent	Score	
						88 A North Carolina St.	62 66					
								102 H Elon			87 71	
								126 A East Tenn. St.			76 84	
								136 H William & Mary			87 80	
								152 H Presbyterian			54 49	
								173 A Davidson			57 76	
								285 H UNC Greensboro			78 67	
								339 H Longwood			81 60	
LAST 12 Division I GAMES:												
136	H	William & Mary	87 80	339	H	Longwood	81 60					
126	A	East Tenn. St.	76 84	88	A	North Carolina St.	62 66					
				285	H	UNC Greensboro	78 67					
				152	H	Presbyterian	54 49					
				102	H	Elon	87 71					
				173	A	Davidson	57 76					

Non-Div I Games: Brevard 72 65

High Point

■ Loss, 
 ■ Non-Conf, 
 S Site, 
 ■ Home 
 ■ Away 
 N Neutral

# Hofstra

Through Games Of Dec. 14, 2014

Average RPI Win:	196	WON-LOST	WINNING	LAST 10	STRENGTH OF	OPP. STRENGTH	TEAM	ADJ.	CONF.	ADJ CONF.
Average RPI Loss:	99	RECORD	PCT. RANK	GAMES	SCHEDULE	OF SCHEDULE	RPI	RPI	RPI	RPI
DIV. I ONLY	6- 3	86	6- 3	229	97	134	134	13	13	
DIV. I NON-CONF.	6- 3	84	6- 3	232	98	136	136	13	13	
TOTALS	RPI 1-25	RPI 26-50	W-L RECORDS	RPI 51-100	RPI 101-150	RPI 150+				
6- 3	0- 1	0- 0	OVERALL	0- 0	2- 1	4- 1				
3- 2	0- 1	0- 0	HOME	0- 0	1- 0	2- 1				
3- 1	0- 0	0- 0	AWAY	0- 0	1- 1	2- 0				
0- 0	0- 0	0- 0	NEUTRAL	0- 0	0- 0	0- 0				
6- 3	0- 1	0- 0	NON-CONFERENCE	0- 0	2- 1	4- 1				
3- 2	0- 1	0- 0	HOME	0- 0	1- 0	2- 1				
3- 1	0- 0	0- 0	AWAY	0- 0	1- 1	2- 0				
0- 0	0- 0	0- 0	NEUTRAL	0- 0	0- 0	0- 0				
0- 0	0- 0	0- 0	CONFERENCE	0- 0	0- 0	0- 0				
0- 0	0- 0	0- 0	HOME	0- 0	0- 0	0- 0				
0- 0	0- 0	0- 0	AWAY	0- 0	0- 0	0- 0				
0- 0	0- 0	0- 0	NEUTRAL	0- 0	0- 0	0- 0				

RPI S	Opponent	Score	RPI S	Opponent	Score	RPI S	Opponent	Score	RPI S	Opponent	Score	Team's RPI: 134
11	H Western Ky.	65 70							114	A Albany (NY)	65 55	
									116	H UNI	61 58	
									124	A Fordham	46 60	
									163	H Central Conn. St.	66 71	
									184	H Fairfield	66 53	
									192	H Robert Morris	71 51	
									241	A NJIT	62 47	
									330	A Norfolk St.	64 47	
LAST 12 Division I GAMES:												
241	A NJIT	62 47	116	H UNI	61 58							
192	H Robert Morris	71 51	330	A Norfolk St.	64 47							
114	A Albany (NY)	65 55	124	A Fordham	46 60							
11	H Western Ky.	65 70	184	H Fairfield	66 53							
			163	H Central Conn. St.	66 71							

Non-Div I Games:

Hofstra

Loss, Non-Conf, S Site, H Home A Away N Neutral

## Holy Cross

Through Games Of Dec. 14, 2014

Average RPI Win:	185	WON-LOST	WINNING	LAST 10	STRENGTH OF	OPP. STRENGTH	TEAM	ADJ.	CONF.	ADJ CONF.
Average RPI Loss:	142	RECORD	PCT. RANK	GAMES	SCHEDULE	OF SCHEDULE	RPI	RPI	RPI	RPI
DIV. I ONLY	2- 8	298	2- 8	188	104	266	266	18	18	
DIV. I NON-CONF.	2- 8	295	2- 8	195	105	269	269	18	18	
TOTALS	RPI 1-25	RPI 26-50	W-L RECORDS	RPI 51-100	RPI 101-150	RPI 150+				
2- 8	0- 1	0- 1	OVERALL	1- 0	0- 2	1- 4				
1- 1	0- 0	0- 0	HOME	1- 0	0- 0	0- 1				
0- 5	0- 1	0- 0	AWAY	0- 0	0- 1	0- 3				
1- 2	0- 0	0- 1	NEUTRAL	0- 0	0- 1	1- 0				
2- 8	0- 1	0- 1	NON-CONFERENCE	1- 0	0- 2	1- 4				
1- 1	0- 0	0- 0	HOME	1- 0	0- 0	0- 1				
0- 5	0- 1	0- 0	AWAY	0- 0	0- 1	0- 3				
1- 2	0- 0	0- 1	NEUTRAL	0- 0	0- 1	1- 0				
0- 0	0- 0	0- 0	CONFERENCE	0- 0	0- 0	0- 0				
0- 0	0- 0	0- 0	HOME	0- 0	0- 0	0- 0				
0- 0	0- 0	0- 0	AWAY	0- 0	0- 0	0- 0				
0- 0	0- 0	0- 0	NEUTRAL	0- 0	0- 0	0- 0				

RPI 1-25				RPI 26-50				RPI 51-100				RPI 101+ Team's RPI: 266			
RPI	S	Opponent	Score	RPI	S	Opponent	Score	RPI	S	Opponent	Score	RPI	S	Opponent	Score
2	A	Notre Dame	29 104	48	N	Quinnipiac	67 74	77	H	Boston College	80 64	137	A	Bryant	68 74
												138	N	Harvard	76 79
												178	A	Dartmouth	53 69
												179	A	Massachusetts	61 72
												181	A	Yale	70 83
												274	H	Manhattan	60 66
												292	N	Georgetown	73 69
LAST 12 Division I GAMES:															
				77	H	Boston College	80 64	179	A	Massachusetts	61 72				
				137	A	Bryant	68 74	178	A	Dartmouth	53 69				
				292	N	Georgetown	73 69	181	A	Yale	70 83				
				138	N	Harvard	76 79	274	H	Manhattan	60 66				
				48	N	Quinnipiac	67 74								
				2	A	Notre Dame	29 104								

Non-Div I Games:

Holy Cross

■ Loss, 
 ■ Non-Conf, S Site, 
 ■ Home 
 ■ Away 
 N Neutral

RPI 1-25					
RPI	S	Opponent	Score		
15	N	James Madison	60	84	
RPI 26-50					
RPI	S	Opponent	Score		
34	A	Texas A&M	55	94	
RPI 51-100					
RPI	S	Opponent	Score		
153	H	Incarnate Word	48	50	
195	H	Prairie View	56	61	
278	H	Rice	59	58	
280	N	Idaho St.	67	73	
324	A	A&M-Corpus Christi	68	66	
336	A	North Texas	46	42	
Team's RPI: 287					
LAST 12 Division I GAMES:					
15	N	James Madison	60	84	
280	N	Idaho St.	67	73	
324	A	A&M-Corpus Christi	68	66	
153	H	Incarnate Word	48	50	
336	A	North Texas	46	42	
34	A	Texas A&M	55	94	
195	H	Prairie View	56	61	
278	H	Rice	59	58	

## Houston



<div> <div> <div>Average RPI Win: 263</div> <div>Average RPI Loss: 151</div> </div> <div> <div>WON-LOST</div> <div>RECORD</div> </div> <div> <div>WINNING</div> <div>PCT. RANK</div> </div> <div> <div>LAST 10</div> <div>GAMES</div> </div> </div>				STRENGTH OF SCHEDULE	OPP. STRENGTH OF SCHEDULE	TEAM RPI	ADJ. RPI	CONF. RPI	ADJ CONF. RPI
<div> <div>DIV. I ONLY</div> <div>2- 3</div> <div>209</div> <div>2- 3</div> </div>				259	127	167	167	25	25
<div> <div>DIV. I NON-CONF.</div> <div>2- 3</div> <div>204</div> <div>2- 3</div> </div>				263	126	170	170	25	25
TOTALS		RPI 1-25	RPI 26-50	W-L RECORDS	RPI 51-100	RPI 101-150	RPI 150+		
2- 3	0- 0		0- 0	OVERALL	0- 0	0- 2	2- 1		
0- 0	0- 0		0- 0	HOME	0- 0	0- 0	0- 0		
2- 3	0- 0		0- 0	AWAY	0- 0	0- 2	2- 1		
0- 0	0- 0		0- 0	NEUTRAL	0- 0	0- 0	0- 0		
2- 3	0- 0		0- 0	NON-CONFERENCE	0- 0	0- 2	2- 1		
0- 0	0- 0		0- 0	HOME	0- 0	0- 0	0- 0		
2- 3	0- 0		0- 0	AWAY	0- 0	0- 2	2- 1		
0- 0	0- 0		0- 0	NEUTRAL	0- 0	0- 0	0- 0		
0- 0	0- 0		0- 0	CONFERENCE	0- 0	0- 0	0- 0		
0- 0	0- 0		0- 0	HOME	0- 0	0- 0	0- 0		
0- 0	0- 0		0- 0	AWAY	0- 0	0- 0	0- 0		
0- 0	0- 0		0- 0	NEUTRAL	0- 0	0- 0	0- 0		

RPI 1-25				RPI 26-50				RPI 51-100				RPI 101+				Team's RPI: 167	
RPI	S	Opponent	Score	RPI	S	Opponent	Score	RPI	S	Opponent	Score	RPI	S	Opponent	Score		
												139	A	Texas-Arlington	73	83	
												140	A	Tex.-Pan American	72	75	
												174	A	TCU	64	87	
												209	A	Texas St.	61	56	
												316	A	UTEP	87	77	
LAST 12 Division I GAMES:																	
				316	A	UTEP	87 77	140	A	Tex.-Pan American	72	75					
								209	A	Texas St.	61	56					
								139	A	Texas-Arlington	73	83					
								174	A	TCU	64	87					

Non-Div I Games:	Arlington Baptist	92	62	S'western Assemblies	85	57
------------------	-------------------	----	----	----------------------	----	----

Houston Baptist

■ Loss, ■ Non-Conf, S Site, H Home A Away N Neutral

Average RPI Win:	286	WON-LOST	WINNING	LAST 10	STRENGTH OF	OPP. STRENGTH	TEAM	ADJ.	CONF.	ADJ CONF.
Average RPI Loss:	164	RECORD	PCT. RANK	GAMES	SCHEDULE	OF SCHEDULE	RPI	RPI	RPI	RPI
DIV. I ONLY	1- 9	329	0- 1	132	290	297	297	31	31	
DIV. I NON-CONF.	0- 8	329	0- 1	83	274	295	295	31	31	
TOTALS	RPI 1-25	RPI 26-50	W-L RECORDS	RPI 51-100	RPI 101-150	RPI 150+				
1- 9	0- 1	0- 1	OVERALL	0- 1	0- 1	1- 5				
1- 3	0- 0	0- 0	HOME	0- 1	0- 0	1- 2				
0- 5	0- 0	0- 0	AWAY	0- 0	0- 0	0- 0				
0- 1	0- 0	0- 0	NEUTRAL	0- 0	0- 0	0- 1				
0- 8	0- 1	0- 1	NON-CONFERENCE	0- 1	0- 1	0- 4				
0- 2	0- 0	0- 0	HOME	0- 1	0- 0	0- 1				
0- 5	0- 1	0- 1	AWAY	0- 0	0- 1	0- 2				
0- 1	0- 0	0- 0	NEUTRAL	0- 0	0- 0	0- 1				
1- 1	0- 0	0- 0	CONFERENCE	0- 0	0- 0	1- 1				
1- 1	0- 0	0- 0	HOME	0- 0	0- 0	1- 1				
0- 0	0- 0	0- 0	AWAY	0- 0	0- 0	0- 0				
0- 0	0- 0	0- 0	NEUTRAL	0- 0	0- 0	0- 0				































RPI 1-25				RPI 26-50				RPI 51-100				RPI 101+ Team's RPI: 297			
RPI	S	Opponent	Score	RPI	S	Opponent	Score	RPI	S	Opponent	Score	RPI	S	Opponent	Score
7	A	North Carolina	49 83	46	A	St. Mary's (CA)	55 80	80	H	Duquesne	63 89	145	A	Old Dominion	54 75
												204	A	La Salle	64 65
												206	H	N.C. A&T	69 80
												221	H	New Hampshire	68 78
												261	N	Wyoming	53 67
												286	H	N.C. Central	70 65
												309	A	LIU Brooklyn	74 83
LAST 12 Division I GAMES:															
286	H	N.C. Central	70 65	204	A	La Salle	64 65								
206	H	N.C. A&T	69 80	309	A	LIU Brooklyn	74 83								
145	A	Old Dominion	54 75	221	H	New Hampshire	68 78								
261	N	Wyoming	53 67	7	A	North Carolina	49 83								
46	A	St. Mary's (CA)	55 80												
80	H	Duquesne	63 89												

Non-Div I Games:

Howard





■ Loss, 
 ■ Non-Conf, 
 S Site, 
 ■ Home 
 ■ Away 
 N Neutral

Average RPI Win:	286	WON-LOST	WINNING	LAST 10	STRENGTH OF	OPP. STRENGTH	TEAM	ADJ.	CONF.	ADJ CONF.
Average RPI Loss:	111	RECORD	PCT. RANK	GAMES	SCHEDULE	OF SCHEDULE	RPI	RPI	RPI	RPI
DIV. I ONLY	3- 6	229	3- 6	211	217	234	234	26	26	
DIV. I NON-CONF.	3- 6	226	3- 6	215	218	237	237	26	26	
TOTALS	RPI 1-25	RPI 26-50	W-L RECORDS	RPI 51-100	RPI 101-150	RPI 150+				
3- 6	0- 0	0- 2	OVERALL	0- 1	0- 0	3- 3				
2- 1	0- 0	0- 0	HOME	0- 0	0- 0	2- 1				
1- 5	0- 0	0- 2	AWAY	0- 1	0- 0	1- 2				
0- 0	0- 0	0- 0	NEUTRAL	0- 0	0- 0	0- 0				
3- 6	0- 0	0- 2	NON-CONFERENCE	0- 1	0- 0	3- 3				
2- 1	0- 0	0- 0	HOME	0- 0	0- 0	2- 1				
1- 5	0- 0	0- 2	AWAY	0- 1	0- 0	1- 2				
0- 0	0- 0	0- 0	NEUTRAL	0- 0	0- 0	0- 0				
0- 0	0- 0	0- 0	CONFERENCE	0- 0	0- 0	0- 0				
0- 0	0- 0	0- 0	HOME	0- 0	0- 0	0- 0				
0- 0	0- 0	0- 0	AWAY	0- 0	0- 0	0- 0				
0- 0	0- 0	0- 0	NEUTRAL	0- 0	0- 0	0- 0				

RPI 1-25	RPI 26-50	RPI 51-100	RPI 101+	Team's RPI: 234
RPI S Opponent Score	RPI S Opponent Score	RPI S Opponent Score	RPI S Opponent Score	Score
	33  West Virginia 48  82	82  Indiana 37  80	154  Detroit 74  81	
	38  Illinois 63  70		171  Coastal Caro. 63  90	
			186  USC Upstate 73  85	
			245  Northern Ky. 65 59	
			273  Evansville 77 59	
			341  Chicago St. 79 62	
LAST 12 Division I GAMES:				
	154  Detroit 74  81	33  West Virginia 48  82		
	171  Coastal Caro. 63  90	82  Indiana 37  80		
	186  USC Upstate 73  85	245  Northern Ky. 65 59		
	273  Evansville 77 59	341  Chicago St. 79 62		
	38  Illinois 63  70			

Non-Div I Games: Grace (IN) 90 51

IPFW

 Loss, 
  Non-Conf, S Site, 
  Home 
  Away 
 N Neutral

Average RPI Win:	282	WON-LOST	WINNING	LAST 10	STRENGTH OF	OPP. STRENGTH	TEAM	ADJ.	CONF.	ADJ CONF.
Average RPI Loss:	131	RECORD	PCT. RANK	GAMES	SCHEDULE	OF SCHEDULE	RPI	RPI	RPI	RPI
DIV. I ONLY	2- 7	287	2- 7	156	210	271	271	26	26	
DIV. I NON-CONF.	2- 7	283	2- 7	160	210	274	274	26	26	
TOTALS	RPI 1-25	RPI 26-50	W-L RECORDS	RPI 51-100	RPI 101-150	RPI 150+				
2- 7	0- 0	0- 2	OVERALL	0- 2	0- 1	2- 2				
2- 2	0- 0	0- 2	HOME	0- 0	0- 0	2- 0				
0- 3	0- 0	0- 0	AWAY	0- 1	0- 0	0- 1				
0- 2	0- 0	0- 0	NEUTRAL	0- 0	0- 1	0- 1				
2- 7	0- 0	0- 2	NON-CONFERENCE	0- 2	0- 1	2- 2				
2- 2	0- 0	0- 2	HOME	0- 0	0- 0	2- 0				
0- 3	0- 0	0- 0	AWAY	0- 2	0- 0	0- 1				
0- 2	0- 0	0- 0	NEUTRAL	0- 0	0- 1	0- 1				
0- 0	0- 0	0- 0	CONFERENCE	0- 0	0- 0	0- 0				
0- 0	0- 0	0- 0	HOME	0- 0	0- 0	0- 0				
0- 0	0- 0	0- 0	AWAY	0- 0	0- 0	0- 0				
0- 0	0- 0	0- 0	NEUTRAL	0- 0	0- 0	0- 0				

RPI 1-25			RPI 26-50			RPI 51-100			RPI 101+			Team's RPI: 271
RPI	S	Opponent	Score	RPI	S	Opponent	Score	RPI	S	Opponent	Score	
28	H	Louisville	69 89	47	H	Indiana St.	60 61	76	A	Michigan St.	45 64	143 N Montana St. 74 80
												222 A Missouri St. 58 68
												243 H SIUE 87 76
												319 N Texas Southern 61 71
												320 H Eastern Ill. 66 44
LAST 12 Division I GAMES:												
222	A	Missouri St.	58 68	82	A	Indiana	55 68					
320	H	Eastern Ill.	66 44	47	H	Indiana St.	60 61					
28	H	Louisville	69 89	143	N	Montana St.	74 80					
				319	N	Texas Southern	61 71					
				243	H	SIUE	87 76					
				76	A	Michigan St.	45 64					

Non-Div I Games: Ind.-Kokomo 102 44

IUPUI

■ Loss, 
 ■ Non-Conf, S Site, 
 ■ Home 
 ■ Away 
 N Neutral

## Idaho

Through Games Of Dec. 14, 2014

Average RPI Win:	264	WON-LOST	WINNING	LAST 10	STRENGTH OF	OPP. STRENGTH	TEAM	ADJ.	CONF.	ADJ CONF.
Average RPI Loss:	69	RECORD	PCT. RANK	GAMES	SCHEDULE	OF SCHEDULE	RPI	RPI	RPI	RPI
DIV. I ONLY	4- 5	182	1- 1	74	241	103	103	23	23	
DIV. I NON-CONF.	4- 5	179	1- 1	80	247	103	103	23	23	
TOTALS	RPI 1-25	RPI 26-50	W-L RECORDS	RPI 51-100	RPI 101-150	RPI 150+				
4- 5	0- 1	0- 0	OVERALL	0- 3	0- 1	4- 0				
0- 1	0- 0	0- 0	HOME	0- 1	0- 0	0- 0				
3- 4	0- 1	0- 0	AWAY	0- 2	0- 1	3- 0				
1- 0	0- 0	0- 0	NEUTRAL	0- 0	0- 0	1- 0				
4- 5	0- 1	0- 0	NON-CONFERENCE	0- 3	0- 1	4- 0				
0- 1	0- 0	0- 0	HOME	0- 1	0- 0	0- 0				
3- 4	0- 1	0- 0	AWAY	0- 2	0- 1	3- 0				
1- 0	0- 0	0- 0	NEUTRAL	0- 0	0- 0	1- 0				
0- 0	0- 0	0- 0	CONFERENCE	0- 0	0- 0	0- 0				
0- 0	0- 0	0- 0	HOME	0- 0	0- 0	0- 0				
0- 0	0- 0	0- 0	AWAY	0- 0	0- 0	0- 0				
0- 0	0- 0	0- 0	NEUTRAL	0- 0	0- 0	0- 0				

RPI 1-25				RPI 26-50				RPI 51-100				RPI 101+				Team's RPI: 103
RPI	S	Opponent	Score	RPI	S	Opponent	Score	RPI	S	Opponent	Score	RPI	S	Opponent	Score	
18	A	Baylor	70 88					63	A	CSUN	50 67	101	A	Toledo	67 80	
								72	A	Oregon St.	53 75	223	A	Seattle	65 50	
								90	H	San Diego	52 58	239	N	Southeast Mo. St.	78 62	
												261	A	Wyoming	77 66	
												333	A	UC Santa Barbara	47 44	
LAST 12 Division I GAMES:																
261	A	Wyoming	77 66	18	A	Baylor	70 88	72	A	Oregon St.	53 75	333	A	UC Santa Barbara	47 44	
90	H	San Diego	52 58	63	A	CSUN	50 67	223	A	Seattle	65 50					
239	N	Southeast Mo. St.	78 62													
101	A	Toledo	67 80													

Non-Div I Games: Multnomah 104 19

Idaho

Loss, Non-Conf, S Site, H Home A Away N Neutral

Average RPI Win:	302	WON-LOST	WINNING	LAST 10	STRENGTH OF	OPP. STRENGTH	TEAM	ADJ.	CONF.	ADJ CONF.
Average RPI Loss:	138	RECORD	PCT. RANK	GAMES	SCHEDULE	OF SCHEDULE	RPI	RPI	RPI	RPI
DIV. I ONLY	2- 6	268	2- 6	209	225	280	280	23	23	
DIV. I NON-CONF.	2- 6	267	2- 6	213	228	282	282	23	23	
TOTALS	RPI 1-25	RPI 26-50	W-L RECORDS	RPI 51-100	RPI 101-150	RPI 150+				
2- 6	0- 0	0- 1	OVERALL	0- 0	0- 3	2- 2				
1- 2	0- 0	0- 0	HOME	0- 0	0- 2	1- 0				
0- 3	0- 0	0- 1	AWAY	0- 0	0- 1	0- 1				
1- 1	0- 0	0- 0	NEUTRAL	0- 0	0- 0	1- 1				
2- 6	0- 0	0- 1	NON-CONFERENCE	0- 0	0- 3	2- 2				
1- 2	0- 0	0- 0	HOME	0- 0	0- 2	1- 0				
0- 3	0- 0	0- 1	AWAY	0- 0	0- 1	0- 1				
1- 1	0- 0	0- 0	NEUTRAL	0- 0	0- 0	1- 1				
0- 0	0- 0	0- 0	CONFERENCE	0- 0	0- 0	0- 0				
0- 0	0- 0	0- 0	HOME	0- 0	0- 0	0- 0				
0- 0	0- 0	0- 0	AWAY	0- 0	0- 0	0- 0				
0- 0	0- 0	0- 0	NEUTRAL	0- 0	0- 0	0- 0				

RPI 1-25			RPI 26-50			RPI 51-100			RPI 101+			Team's RPI: 280
RPI	S	Opponent	Score	RPI	S	Opponent	Score	RPI	S	Opponent	Score	
				49	A	Washington St.	34 84					
								106	A	Gonzaga	63 88	
								127	H	Boise St.	62 86	
								148	H	Drake	66 80	
								169	N	San Diego St.	53 68	
								231	A	Utah	40 59	
								287	N	Houston	73 67	
								317	H	Utah Valley	68 67	
LAST 12 Division I GAMES:												
231	A	Utah	40 59	317	H	Utah Valley	68 67					
148	H	Drake	66 80	287	N	Houston	73 67					
127	H	Boise St.	62 86									
169	N	San Diego St.	53 68									
106	A	Gonzaga	63 88									
49	A	Washington St.	34 84									

Non-Div I Games: Northwest Nazarene 88 69

Idaho St.

## Ill.-Chicago

Through Games Of Dec. 14, 2014

Average RPI Win:	274	WON-LOST	WINNING	LAST 10	STRENGTH OF	OPP. STRENGTH	TEAM	ADJ.	CONF.	ADJ CONF.
Average RPI Loss:	35	RECORD	PCT. RANK	GAMES	SCHEDULE	OF SCHEDULE	RPI	RPI	RPI	RPI
DIV. I ONLY	6- 1	33	6- 1	247	304	87	87	9	9	
DIV. I NON-CONF.	6- 1	33	6- 1	251	304	88	88	9	9	
TOTALS	RPI 1-25	RPI 26-50	W-L RECORDS	RPI 51-100	RPI 101-150	RPI 150+				
6- 1	0- 0	0- 1	OVERALL	0- 0	0- 0	6- 0				
4- 0	0- 0	0- 0	HOME	0- 0	0- 0	4- 0				
2- 1	0- 0	0- 1	AWAY	0- 0	0- 0	2- 0				
0- 0	0- 0	0- 0	NEUTRAL	0- 0	0- 0	0- 0				
6- 1	0- 0	0- 1	NON-CONFERENCE	0- 0	0- 0	6- 0				
4- 0	0- 0	0- 0	HOME	0- 0	0- 0	4- 0				
2- 1	0- 0	0- 1	AWAY	0- 0	0- 0	2- 0				
0- 0	0- 0	0- 0	NEUTRAL	0- 0	0- 0	0- 0				
0- 0	0- 0	0- 0	CONFERENCE	0- 0	0- 0	0- 0				
0- 0	0- 0	0- 0	HOME	0- 0	0- 0	0- 0				
0- 0	0- 0	0- 0	AWAY	0- 0	0- 0	0- 0				
0- 0	0- 0	0- 0	NEUTRAL	0- 0	0- 0	0- 0				

RPI 1-25				RPI 26-50				RPI 51-100				Team's RPI: 87		RPI 101+			
RPI	S	Opponent	Score	RPI	S	Opponent	Score	RPI	S	Opponent	Score			RPI	S	Opponent	Score
				35	A	Northwestern	40 61							187	H	Western Ill.	67 54
														243	H	SIUE	63 52
														270	H	Bradley	71 43
														302	A	Miami (OH)	72 69
														320	A	Eastern Ill.	78 66
														322	H	Northern Ill.	61 47
LAST 12 Division I GAMES:																	
				322	H	Northern Ill.	61 47			320	A	Eastern Ill.	78 66				
				270	H	Bradley	71 43			187	H	Western Ill.	67 54				
										243	H	SIUE	63 52				
										35	A	Northwestern	40 61				
										302	A	Miami (OH)	72 69				

Non-Div I Games: Ill.-Springfield 61 44

Ill.-Chicago

■ Loss, 
 ■ Non-Conf, S Site, 
 ■ Home 
 ■ Away 
 N Neutral

Average RPI Win:	150	WON-LOST	WINNING	LAST 10	STRENGTH OF	OPP. STRENGTH	TEAM	ADJ.	CONF.	ADJ CONF.
Average RPI Loss:	41	RECORD	PCT. RANK	GAMES	SCHEDULE	OF SCHEDULE	RPI	RPI	RPI	RPI
DIV. I ONLY	8- 3	72	7- 3	63	29	38	38	1	1	
DIV. I NON-CONF.	8- 3	71	8- 3	68	28	39	39	1	1	
TOTALS	RPI 1-25	RPI 26-50	W-L RECORDS	RPI 51-100	RPI 101-150	RPI 150+				
8- 3	1- 1	0- 1	OVERALL	2- 1	1- 0	4- 0				
5- 0	0- 0	0- 0	HOME	1- 0	1- 0	3- 0				
2- 1	0- 1	0- 0	AWAY	1- 0	0- 0	1- 0				
1- 2	1- 0	0- 1	NEUTRAL	0- 1	0- 0	0- 0				
8- 3	1- 1	0- 1	NON-CONFERENCE	2- 1	1- 0	4- 0				
5- 0	0- 0	0- 0	HOME	1- 0	1- 0	3- 0				
2- 1	0- 1	0- 0	AWAY	1- 0	0- 0	1- 0				
1- 2	1- 0	0- 1	NEUTRAL	0- 1	0- 0	0- 0				
0- 0	0- 0	0- 0	CONFERENCE	0- 0	0- 0	0- 0				
0- 0	0- 0	0- 0	HOME	0- 0	0- 0	0- 0				
0- 0	0- 0	0- 0	AWAY	0- 0	0- 0	0- 0				
0- 0	0- 0	0- 0	NEUTRAL	0- 0	0- 0	0- 0				

RPI 1-25				RPI 26-50				Team's RPI: 38	RPI 51-100				RPI 101+			
RPI	S	Opponent	Score	RPI	S	Opponent	Score		RPI	S	Opponent	Score	RPI	S	Opponent	Score
3	N	Kentucky	77 71	36	N	South Fla.	61 67		68	N	Oklahoma	76 78	125	H	Memphis	60 58
20	A	Seton Hall	72 82						85	H	Virginia	86 63	192	H	Robert Morris	66 48
									86	A	Southern Ill.	86 42	229	A	Valparaiso	80 58
													234	H	IPFW	70 63
													242	H	Southern U.	62 42
LAST 12 Division I GAMES:																
229	A	Valparaiso	80 58	68	N	Oklahoma	76 78									
20	A	Seton Hall	72 82	36	N	South Fla.	61 67		3	N	Kentucky	77 71				
86	A	Southern Ill.	86 42						242	H	Southern U.	62 42				
85	H	Virginia	86 63						125	H	Memphis	60 58				
234	H	IPFW	70 63						192	H	Robert Morris	66 48				

Non-Div I Games:

Illinois



THROUGH GAMES OF 2007-11-10-11				THROUGH GAMES OF 2007-11-10-11						
Average RPI Win:	0	WON-LOST	WINNING	LAST 10	STRENGTH OF	OPP. STRENGTH	TEAM	ADJ.	CONF.	ADJ CONF.
Average RPI Loss:	217	RECORD	PCT. RANK	GAMES	SCHEDULE	OF SCHEDULE	RPI	RPI	RPI	RPI
DIV. I ONLY	0- 7	332	0- 7	294	303	346	346	16	16	
DIV. I NON-CONF.	0- 7	329	0- 7	295	303	346	346	16	16	
TOTALS	RPI 1-25	RPI 26-50	W-L RECORDS	RPI 51-100	RPI 101-150	RPI 150+				
0- 7	0- 0	0- 0	OVERALL	0- 0	0- 1	0- 6				
0- 2	0- 0	0- 0	HOME	0- 0	0- 0	0- 2				
0- 4	0- 0	0- 0	AWAY	0- 0	0- 1	0- 3				
0- 1	0- 0	0- 0	NEUTRAL	0- 0	0- 0	0- 1				
0- 7	0- 0	0- 0	NON-CONFERENCE	0- 0	0- 1	0- 6				
0- 2	0- 0	0- 0	HOME	0- 0	0- 0	0- 2				
0- 4	0- 0	0- 0	AWAY	0- 0	0- 1	0- 3				
0- 1	0- 0	0- 0	NEUTRAL	0- 0	0- 0	0- 1				
0- 0	0- 0	0- 0	CONFERENCE	0- 0	0- 0	0- 0				
0- 0	0- 0	0- 0	HOME	0- 0	0- 0	0- 0				
0- 0	0- 0	0- 0	AWAY	0- 0	0- 0	0- 0				
0- 0	0- 0	0- 0	NEUTRAL	0- 0	0- 0	0- 0				

RPI 1-25				RPI 26-50				RPI 51-100				RPI 101+ Team's RPI: 346			
RPI	S	Opponent	Score	RPI	S	Opponent	Score	RPI	S	Opponent	Score	RPI	S	Opponent	Score
												142	A	Colorado St.	49 70
												151	A	Wisconsin	60 71
												183	A	Miami (FL)	44 95
												228	N	Buffalo	60 68
												245	H	Northern Ky.	48 59
												249	H	UT Martin	46 79
												322	A	Northern Ill.	51 55
LAST 12 Division I GAMES:															
				249	H	UT Martin	46 79	151	A	Wisconsin	60 71				
				228	N	Buffalo	60 68	322	A	Northern Ill.	51 55				
				183	A	Miami (FL)	44 95								
				142	A	Colorado St.	49 70								
				245	H	Northern Ky.	48 59								

Non-Div I Games:

Illinois St.

Loss, Non-Conf, S Site, H Home A Away N Neutral

Average RPI Win:	287	WON-LOST	WINNING	LAST 10	STRENGTH OF	OPP. STRENGTH	TEAM	ADJ.	CONF.	ADJ CONF.
Average RPI Loss:	119	RECORD	PCT. RANK	GAMES	SCHEDULE	OF SCHEDULE	RPI	RPI	RPI	RPI
DIV. I ONLY	1- 4	298	1- 4	37	292	153	153	25	25	
DIV. I NON-CONF.	1- 4	295	1- 4	39	294	154	154	25	25	
TOTALS	RPI 1-25	RPI 26-50	W-L RECORDS	RPI 51-100	RPI 101-150	RPI 150+				
1- 4	0- 0	0- 0	OVERALL	0- 1	0- 2	1- 1				
0- 0	0- 0	0- 0	HOME	0- 0	0- 0	0- 0				
1- 3	0- 0	0- 0	AWAY	0- 0	0- 0	1- 0				
0- 1	0- 0	0- 0	NEUTRAL	0- 0	0- 1	0- 0				
1- 4	0- 0	0- 0	NON-CONFERENCE	0- 1	0- 2	1- 1				
0- 0	0- 0	0- 0	HOME	0- 0	0- 0	0- 0				
1- 3	0- 0	0- 0	AWAY	0- 1	0- 1	1- 1				
0- 1	0- 0	0- 0	NEUTRAL	0- 0	0- 1	0- 0				
0- 0	0- 0	0- 0	CONFERENCE	0- 0	0- 0	0- 0				
0- 0	0- 0	0- 0	HOME	0- 0	0- 0	0- 0				
0- 0	0- 0	0- 0	AWAY	0- 0	0- 0	0- 0				
0- 0	0- 0	0- 0	NEUTRAL	0- 0	0- 0	0- 0				

RPI 1-25			RPI 26-50			RPI 51-100			RPI 101+			Team's RPI: 153
RPI	S	Opponent	Score	RPI	S	Opponent	Score	RPI	S	Opponent	Score	
						82 A Indiana	49 85			105 A Kansas	46 68	
										124 N Fordham	42 74	
										164 A UTSA	31 57	
										287 A Houston	50 48	
LAST 12 Division I GAMES:												
						287 A Houston	50 48			105 A Kansas	46 68	
										164 A UTSA	31 57	
										124 N Fordham	42 74	
										82 A Indiana	49 85	

Non-Div I Games: Texas Wesleyan 66 74 St. Thomas (TX) 64 49 Texas Lutheran 62 41

## Indiana

Through Games Of Dec. 14, 2014

Average RPI Win:	191	WON-LOST	WINNING	LAST 10	STRENGTH OF	OPP. STRENGTH	TEAM	ADJ.	CONF.	ADJ CONF.
Average RPI Loss:	47	RECORD	PCT. RANK	GAMES	SCHEDULE	OF SCHEDULE	RPI	RPI	RPI	RPI
DIV. I ONLY	9- 1	17	9- 1	242	96	82	82	1	1	
DIV. I NON-CONF.	9- 1	17	9- 1	245	97	83	83	1	1	
TOTALS	RPI 1-25	RPI 26-50	W-L RECORDS	RPI 51-100	RPI 101-150	RPI 150+				
9- 1	0- 0	0- 1	OVERALL	2- 0	1- 0	6- 0				
7- 1	0- 0	0- 1	HOME	1- 0	1- 0	5- 0				
2- 0	0- 0	0- 0	AWAY	1- 0	0- 0	1- 0				
0- 0	0- 0	0- 0	NEUTRAL	0- 0	0- 0	0- 0				
9- 1	0- 0	0- 1	NON-CONFERENCE	2- 0	1- 0	6- 0				
7- 1	0- 0	0- 1	HOME	1- 0	1- 0	5- 0				
2- 0	0- 0	0- 0	AWAY	1- 0	0- 0	1- 0				
0- 0	0- 0	0- 0	NEUTRAL	0- 0	0- 0	0- 0				
0- 0	0- 0	0- 0	CONFERENCE	0- 0	0- 0	0- 0				
0- 0	0- 0	0- 0	HOME	0- 0	0- 0	0- 0				
0- 0	0- 0	0- 0	AWAY	0- 0	0- 0	0- 0				
0- 0	0- 0	0- 0	NEUTRAL	0- 0	0- 0	0- 0				

RPI 1-25			RPI 26-50			RPI 51-100			Team's RPI: 82	RPI 101+		
RPI	S	Opponent	Score	RPI	S	Opponent	Score	RPI	S	Opponent	Score	
				47	H	Indiana St.	61 65	77	A	Boston College	76 67	126 H East Tenn. St. 97 69
								95	H	Morehead St.	98 57	153 H Incarnate Word 85 49
												229 H Valparaiso 81 49
												234 H IPFW 80 37
												254 A Milwaukee 82 56
												271 H IUPUI 68 55
												282 H Gardner-Webb 115 54
LAST 12 Division I GAMES:												
254	A	Milwaukee	82 56	126	H	East Tenn. St.	97 69					
234	H	IPFW	80 37	153	H	Incarnate Word	85 49					
271	H	IUPUI	68 55	95	H	Morehead St.	98 57					
77	A	Boston College	76 67	229	H	Valparaiso	81 49					
47	H	Indiana St.	61 65	282	H	Gardner-Webb	115 54					

Non-Div I Games:

Indiana

■ Loss, 
 ■ Non-Conf, S Site, 
 ■ Home 
 ■ Away 
 N Neutral

Average RPI Win: 168		WON-LOST	WINNING	LAST 10	STRENGTH OF	OPP. STRENGTH	TEAM	ADJ.	CONF.	ADJ CONF.
Average RPI Loss: 40		RECORD	PCT. RANK	GAMES	SCHEDULE	OF SCHEDULE	RPI	RPI	RPI	RPI
DIV. I ONLY		7- 1	27	7- 1	177	28	47	47	16	16
DIV. I NON-CONF.		7- 1	27	7- 1	184	27	49	49	16	16
TOTALS	RPI 1-25	RPI 26-50		W-L RECORDS	RPI 51-100		RPI 101-150		RPI 150+	
7- 1	0- 0	0- 1		OVERALL	3- 0		1- 0		3- 0	
2- 1	0- 0	0- 1		HOME	1- 0		1- 0		0- 0	
5- 0	0- 0	0- 0		AWAY	2- 0		0- 0		3- 0	
0- 0	0- 0	0- 0		NEUTRAL	0- 0		0- 0		0- 0	
7- 1	0- 0	0- 1		NON-CONFERENCE	3- 0		1- 0		3- 0	
2- 1	0- 0	0- 1		HOME	1- 0		1- 0		0- 0	
5- 0	0- 0	0- 0		AWAY	2- 0		0- 0		3- 0	
0- 0	0- 0	0- 0		NEUTRAL	0- 0		0- 0		0- 0	
0- 0	0- 0	0- 0		CONFERENCE	0- 0		0- 0		0- 0	
0- 0	0- 0	0- 0		HOME	0- 0		0- 0		0- 0	
0- 0	0- 0	0- 0		AWAY	0- 0		0- 0		0- 0	
0- 0	0- 0	0- 0		NEUTRAL	0- 0		0- 0		0- 0	





























RPI 1-25				Team's RPI: 47		RPI 51-100				RPI 101+					
RPI	S	Opponent	Score	RPI	S	Opponent	Score	RPI	S	Opponent	Score	RPI	S	Opponent	Score
				40	H	Stetson	52 62	82	A	Indiana	65 61	126	H	East Tenn. St.	76 69
								100	A	Saint Louis	68 58	212	A	Butler	66 51
								100	H	Saint Louis	63 60	271	A	IUPUI	61 60
												283	A	South Ala.	74 53
LAST 12 Division I GAMES:															
				271	A	IUPUI	61 60	100	A	Saint Louis	68 58				
				82	A	Indiana	65 61	100	H	Saint Louis	63 60				
				283	A	South Ala.	74 53								
				126	H	East Tenn. St.	76 69								
				40	H	Stetson	52 62								
				212	A	Butler	66 51								

Non-Div I Games:	Indianapolis	62	43
------------------	--------------	----	----

Indiana St.

■ Loss, ■ Non-Conf, S Site, H Home A Away N Neutral

Average RPI Win:	215	WON-LOST	WINNING	LAST 10	STRENGTH OF	OPP. STRENGTH	TEAM	ADJ.	CONF.	ADJ CONF.
Average RPI Loss:	162	RECORD	PCT. RANK	GAMES	SCHEDULE	OF SCHEDULE	RPI	RPI	RPI	RPI
DIV. I ONLY	4- 5	182	4- 5	148	311	161	161	22	22	
DIV. I NON-CONF.	3- 4	189	3- 4	85	309	156	156	19	19	
TOTALS	RPI 1-25	RPI 26-50	W-L RECORDS	RPI 51-100	RPI 101-150	RPI 150+				
4- 5	0- 0	0- 0	OVERALL	0- 1	1- 1	3- 3				
2- 1	0- 0	0- 0	HOME	0- 0	0- 0	2- 1				
2- 4	0- 0	0- 0	AWAY	0- 1	1- 1	1- 2				
0- 0	0- 0	0- 0	NEUTRAL	0- 0	0- 0	0- 0				
3- 4	0- 0	0- 0	NON-CONFERENCE	0- 1	1- 1	2- 2				
2- 1	0- 0	0- 0	HOME	0- 0	0- 0	2- 1				
1- 3	0- 0	0- 0	AWAY	0- 1	1- 1	0- 1				
0- 0	0- 0	0- 0	NEUTRAL	0- 0	0- 0	0- 0				
1- 1	0- 0	0- 0	CONFERENCE	0- 0	0- 0	1- 1				
0- 0	0- 0	0- 0	HOME	0- 0	0- 0	0- 0				
1- 1	0- 0	0- 0	AWAY	0- 0	0- 0	1- 1				
0- 0	0- 0	0- 0	NEUTRAL	0- 0	0- 0	0- 0				

RPI 1-25			RPI 26-50			RPI 51-100			RPI 101+			Team's RPI: 161
RPI	S	Opponent	Score	RPI	S	Opponent	Score	RPI	S	Opponent	Score	
						93  Pacific	49  64			105  Kansas	49  90	
										124  Fordham	72 51	
										170  Sacred Heart	80  82	
										197  Monmouth	74  75	
										227  UCF	75 67	
										247  Bowling Green	59  80	
										250  Stony Brook	73 62	
										258  Rider	71 51	
LAST 12 Division I GAMES:												
						93  Pacific	49  64			227  UCF	75 67	
						247  Bowling Green	59  80			197  Monmouth	74  75	
						170  Sacred Heart	80  82			258  Rider	71 51	
						124  Fordham	72 51			250  Stony Brook	73 62	
										105  Kansas	49  90	

Non-Div I Games:

Iona

Average RPI Win:	114	WON-LOST	WINNING	LAST 10	STRENGTH OF	OPP. STRENGTH	TEAM	ADJ.	CONF.	ADJ CONF.
Average RPI Loss:	35	RECORD	PCT. RANK	GAMES	SCHEDULE	OF SCHEDULE	RPI	RPI	RPI	RPI
DIV. I ONLY	8- 2	39	8- 2	27	31	14	14	1	1	
DIV. I NON-CONF.	8- 2	39	8- 2	29	30	14	14	1	1	
TOTALS	RPI 1-25	RPI 26-50	W-L RECORDS	RPI 51-100	RPI 101-150	RPI 150+				
8- 2	0- 0	1- 2	OVERALL	1- 0	4- 0	2- 0				
7- 0	0- 0	1- 0	HOME	1- 0	3- 0	2- 0				
0- 1	0- 0	0- 1	AWAY	0- 0	0- 0	0- 0				
1- 1	0- 0	0- 1	NEUTRAL	0- 0	1- 0	0- 0				
8- 2	0- 0	1- 2	NON-CONFERENCE	1- 0	4- 0	2- 0				
7- 0	0- 0	1- 0	HOME	1- 0	3- 0	2- 0				
0- 1	0- 0	0- 1	AWAY	0- 0	0- 0	0- 0				
1- 1	0- 0	0- 1	NEUTRAL	0- 0	1- 0	0- 0				
0- 0	0- 0	0- 0	CONFERENCE	0- 0	0- 0	0- 0				
0- 0	0- 0	0- 0	HOME	0- 0	0- 0	0- 0				
0- 0	0- 0	0- 0	AWAY	0- 0	0- 0	0- 0				
0- 0	0- 0	0- 0	NEUTRAL	0- 0	0- 0	0- 0				

RPI S	Opponent	Score	RPI S	Opponent	Score	RPI S	Opponent	Score	RPI S	Opponent	Score
28	A Louisville	52 86	31	H Dayton	90 83	62	H Colorado	78 63	106	N Gonzaga	79 67
41	N Arkansas	67 77							108	H Iowa St.	76 67
									111	H Pepperdine	97 68
									116	H UNI	73 45
									186	H USC Upstate	107 56
									192	H Robert Morris	85 67
LAST 12 Division I GAMES:											
108	H Iowa St.	76 67	28	A Louisville	52 86	106	N Gonzaga	79 67			
62	H Colorado	78 63	41	N Arkansas	67 77	116	H UNI	73 45			
192	H Robert Morris	85 67	31	H Dayton	90 83	111	H Pepperdine	97 68			
186	H USC Upstate	107 56									

Non-Div I Games:

Iowa

Average RPI Win:	245	WON-LOST	WINNING	LAST 10	STRENGTH OF	OPP. STRENGTH	TEAM	ADJ.	CONF.	ADJ CONF.
Average RPI Loss:	30	RECORD	PCT. RANK	GAMES	SCHEDULE	OF SCHEDULE	RPI	RPI	RPI	RPI
DIV. I ONLY	6- 2	60	6- 2	240	152	108	108	5	5	
DIV. I NON-CONF.	6- 2	61	6- 2	243	154	110	110	5	5	
TOTALS	RPI 1-25	RPI 26-50	W-L RECORDS	RPI 51-100	RPI 101-150	RPI 150+				
6- 2	0- 1	0- 1	OVERALL	0- 0	1- 0	5- 0				
5- 0	0- 0	0- 0	HOME	0- 0	1- 0	4- 0				
0- 2	0- 1	0- 1	AWAY	0- 0	0- 0	0- 0				
1- 0	0- 0	0- 0	NEUTRAL	0- 0	0- 0	1- 0				
6- 2	0- 1	0- 1	NON-CONFERENCE	0- 0	1- 0	5- 0				
5- 0	0- 0	0- 0	HOME	0- 0	1- 0	4- 0				
0- 2	0- 1	0- 1	AWAY	0- 0	0- 0	0- 0				
1- 0	0- 0	0- 0	NEUTRAL	0- 0	0- 0	1- 0				
0- 0	0- 0	0- 0	CONFERENCE	0- 0	0- 0	0- 0				
0- 0	0- 0	0- 0	HOME	0- 0	0- 0	0- 0				
0- 0	0- 0	0- 0	AWAY	0- 0	0- 0	0- 0				
0- 0	0- 0	0- 0	NEUTRAL	0- 0	0- 0	0- 0				

RPI 1-25				RPI 26-50				RPI 51-100				RPI 101+ Team's RPI: 108			
RPI	S	Opponent	Score	RPI	S	Opponent	Score	RPI	S	Opponent	Score	RPI	S	Opponent	Score
14	A	Iowa	67 76	46	A	St. Mary's (CA)	63 67					148	H	Drake	84 67
												186	H	USC Upstate	98 76
												250	H	Stony Brook	74 64
												261	N	Wyoming	84 63
												295	H	Ark.-Pine Bluff	82 56
												327	H	Cincinnati	85 54
LAST 12 Division I GAMES:															
295	H	Ark.-Pine Bluff	82 56	261	N	Wyoming	84 63								
14	A	Iowa	67 76	327	H	Cincinnati	85 54								
250	H	Stony Brook	74 64	148	H	Drake	84 67								
46	A	St. Mary's (CA)	63 67	186	H	USC Upstate	98 76								

Non-Div I Games:

Iowa St.

Average RPI Win:	338	WON-LOST	WINNING	LAST 10	STRENGTH OF	OPP. STRENGTH	TEAM	ADJ.	CONF.	ADJ CONF.
Average RPI Loss:	142	RECORD	PCT. RANK	GAMES	SCHEDULE	OF SCHEDULE	RPI	RPI	RPI	RPI
DIV. I ONLY	2- 6	268	2- 6	318	155	296	296	32	32	
DIV. I NON-CONF.	2- 6	267	2- 6	317	155	298	298	32	32	
TOTALS	RPI 1-25	RPI 26-50	W-L RECORDS	RPI 51-100	RPI 101-150	RPI 150+				
2- 6	0- 0	0- 0	OVERALL	0- 2	0- 2	2- 2				
0- 0	0- 0	0- 0	HOME	0- 0	0- 0	0- 0				
1- 4	0- 0	0- 0	AWAY	0- 1	0- 0	1- 0				
1- 2	0- 0	0- 0	NEUTRAL	0- 1	0- 0	1- 1				
2- 6	0- 0	0- 0	NON-CONFERENCE	0- 2	0- 2	2- 2				
0- 0	0- 0	0- 0	HOME	0- 0	0- 0	0- 0				
1- 4	0- 0	0- 0	AWAY	0- 1	0- 2	1- 1				
1- 2	0- 0	0- 0	NEUTRAL	0- 1	0- 0	1- 1				
0- 0	0- 0	0- 0	CONFERENCE	0- 0	0- 0	0- 0				
0- 0	0- 0	0- 0	HOME	0- 0	0- 0	0- 0				
0- 0	0- 0	0- 0	AWAY	0- 0	0- 0	0- 0				
0- 0	0- 0	0- 0	NEUTRAL	0- 0	0- 0	0- 0				

RPI 1-25			RPI 26-50			RPI 51-100			RPI 101+			Team's RPI: 296
RPI	S	Opponent	Score	RPI	S	Opponent	Score	RPI	S	Opponent	Score	
						66 A Mercer	48 80	113 A Arkansas St.		60 92		
						80 N Duquesne	72 90	117 A Jacksonville St.		57 64		
								220 A LSU		44 52		
								255 N Central Ark.		45 56		
								334 N Murray St.		90 81		
								341 A Chicago St.		70 60		
LAST 12 Division I GAMES:												
						80 N Duquesne	72 90	117 A Jacksonville St.		57 64		
						341 A Chicago St.	70 60	334 N Murray St.		90 81		
						255 N Central Ark.	45 56					
						66 A Mercer	48 80					
						220 A LSU	44 52					
						113 A Arkansas St.	60 92					

Non-Div I Games:

Jackson St.



## Jacksonville

Through Games Of Dec. 14, 2014

Average RPI Win:	271	WON-LOST	WINNING	LAST 10	STRENGTH OF	OPP. STRENGTH	TEAM	ADJ.	CONF.	ADJ CONF.
Average RPI Loss:	177	RECORD	PCT. RANK	GAMES	SCHEDULE	OF SCHEDULE	RPI	RPI	RPI	RPI
DIV. I ONLY	2- 5	258	2- 5	287	168	307	307	14	14	
DIV. I NON-CONF.	2- 5	256	2- 5	288	168	307	307	14	14	
TOTALS	RPI 1-25	RPI 26-50	W-L RECORDS	RPI 51-100	RPI 101-150	RPI 150+				
2- 5	0- 0	0- 1	OVERALL	0- 0	0- 0	2- 4				
2- 1	0- 0	0- 1	HOME	0- 0	0- 0	2- 0				
0- 4	0- 0	0- 0	AWAY	0- 0	0- 0	0- 4				
0- 0	0- 0	0- 0	NEUTRAL	0- 0	0- 0	0- 0				
2- 5	0- 0	0- 1	NON-CONFERENCE	0- 0	0- 0	2- 4				
2- 1	0- 0	0- 1	HOME	0- 0	0- 0	2- 0				
0- 4	0- 0	0- 0	AWAY	0- 0	0- 0	0- 4				
0- 0	0- 0	0- 0	NEUTRAL	0- 0	0- 0	0- 0				
0- 0	0- 0	0- 0	CONFERENCE	0- 0	0- 0	0- 0				
0- 0	0- 0	0- 0	HOME	0- 0	0- 0	0- 0				
0- 0	0- 0	0- 0	AWAY	0- 0	0- 0	0- 0				
0- 0	0- 0	0- 0	NEUTRAL	0- 0	0- 0	0- 0				

RPI 1-25			RPI 26-50			RPI 51-100			RPI 101+			Team's RPI: 307
RPI	S	Opponent	Score	RPI	S	Opponent	Score	RPI	S	Opponent	Score	
				39	H	Syracuse	61 77					
								182	A	Florida	73 84	
								183	A	Miami (FL)	36 65	
								219	H	Bethune-Cookman	64 51	
								227	A	UCF	59 71	
								256	A	Ga. Southern	65 78	
								323	H	FIU	76 64	
LAST 12 Division I GAMES:												
				182	A	Florida	73 84	323	H	FIU	76 64	
								183	A	Miami (FL)	36 65	
								227	A	UCF	59 71	
								39	H	Syracuse	61 77	
								219	H	Bethune-Cookman	64 51	
								256	A	Ga. Southern	65 78	

Non-Div I Games: Trinity Baptist 98 24

Jacksonville

■ Loss, 
 ■ Non-Conf, 
 ■ S Site, 
 ■ H Home 
 ■ A Away 
 N Neutral

Jacksonville St.

Through Games Of Dec. 14, 2014

Average RPI Win:	254	WON-LOST	WINNING	LAST 10	STRENGTH OF	OPP. STRENGTH	TEAM	ADJ.	CONF.	ADJ CONF.
Average RPI Loss:	81	RECORD	PCT. RANK	GAMES	SCHEDULE	OF SCHEDULE	RPI	RPI	RPI	RPI
DIV. I ONLY	6- 2	60	6- 2	279	167	117	117	27	27	
DIV. I NON-CONF.	6- 2	61	6- 2	279	167	119	119	27	27	
TOTALS	RPI 1-25	RPI 26-50	W-L RECORDS	RPI 51-100	RPI 101-150	RPI 150+				
6- 2	0- 0	0- 0	OVERALL	0- 2	1- 0	5- 0				
4- 0	0- 0	0- 0	HOME	0- 0	0- 0	4- 0				
2- 2	0- 0	0- 0	AWAY	0- 2	1- 0	1- 0				
0- 0	0- 0	0- 0	NEUTRAL	0- 0	0- 0	0- 0				
6- 2	0- 0	0- 0	NON-CONFERENCE	0- 2	1- 0	5- 0				
4- 0	0- 0	0- 0	HOME	0- 0	0- 0	4- 0				
2- 2	0- 0	0- 0	AWAY	0- 2	1- 0	1- 0				
0- 0	0- 0	0- 0	NEUTRAL	0- 0	0- 0	0- 0				
0- 0	0- 0	0- 0	CONFERENCE	0- 0	0- 0	0- 0				
0- 0	0- 0	0- 0	HOME	0- 0	0- 0	0- 0				
0- 0	0- 0	0- 0	AWAY	0- 0	0- 0	0- 0				
0- 0	0- 0	0- 0	NEUTRAL	0- 0	0- 0	0- 0				

RPI 1-25			RPI 26-50			RPI 51-100			RPI 101+			Team's RPI: 117
RPI	S	Opponent	Score	RPI	S	Opponent	Score	RPI	S	Opponent	Score	
						78	A Kennesaw St.	65	67	130	A Alabama	64 62
						84	A Texas Tech	59	67	255	A Central Ark.	63 54
										256	H Ga. Southern	78 52
										284	H New Orleans	65 51
										296	H Jackson St.	64 57
										305	H Wofford	70 55
LAST 12 Division I GAMES:												
						78	A Kennesaw St.	65	67	284	H New Orleans	65 51
						296	H Jackson St.	64	57	130	A Alabama	64 62
						256	H Ga. Southern	78	52	84	A Texas Tech	59 67
						255	A Central Ark.	63	54			
						305	H Wofford	70	55			

Non-Div I Games:

Jacksonville St.

Loss, Non-Conf, S Site, H Home A Away N Neutral

Average RPI Win:	144	WON-LOST	WINNING	LAST 10	STRENGTH OF	OPP. STRENGTH	TEAM	ADJ.	CONF.	ADJ CONF.
Average RPI Loss:	42	RECORD	PCT. RANK	GAMES	SCHEDULE	OF SCHEDULE	RPI	RPI	RPI	RPI
DIV. I ONLY	7- 1	27	2- 0	53	43	15	15	13	13	
DIV. I NON-CONF.	7- 1	27	2- 0	56	43	15	15	13	13	
TOTALS	RPI 1-25	RPI 26-50	W-L RECORDS	RPI 51-100	RPI 101-150	RPI 150+				
7- 1	0- 0	1- 1	OVERALL	3- 0	0- 0	3- 0				
4- 0	0- 0	1- 0	HOME	2- 0	0- 0	1- 0				
2- 0	0- 0	0- 0	AWAY	1- 0	0- 0	1- 0				
1- 1	0- 0	0- 1	NEUTRAL	0- 0	0- 0	1- 0				
7- 1	0- 0	1- 1	NON-CONFERENCE	3- 0	0- 0	3- 0				
4- 0	0- 0	1- 0	HOME	2- 0	0- 0	1- 0				
2- 0	0- 0	0- 0	AWAY	1- 0	0- 0	1- 0				
1- 1	0- 0	0- 1	NEUTRAL	0- 0	0- 0	1- 0				
0- 0	0- 0	0- 0	CONFERENCE	0- 0	0- 0	0- 0				
0- 0	0- 0	0- 0	HOME	0- 0	0- 0	0- 0				
0- 0	0- 0	0- 0	AWAY	0- 0	0- 0	0- 0				
0- 0	0- 0	0- 0	NEUTRAL	0- 0	0- 0	0- 0				

RPI 1-25			Team's RPI: 15		RPI 26-50			RPI 51-100			RPI 101+		
RPI	S	Opponent	Score		RPI	S	Opponent	Score		RPI	S	Opponent	Score
42	N	Maryland	64	80	81	A	American	69	65	173	A	Davidson	73 57
45	H	Pittsburgh	80	64	91	H	St. Bonaventure	76	43	233	H	Richmond	79 68
					98	H	UCLA	91	87	287	N	Houston	84 60
LAST 12 Division I GAMES:													
287	N	Houston	84	60	233	H	Richmond	79	68				
42	N	Maryland	64	80	98	H	UCLA	91	87				
45	H	Pittsburgh	80	64	173	A	Davidson	73	57				
81	A	American	69	65									
91	H	St. Bonaventure	76	43									

Non-Div I Games:

James Madison

Average RPI Win:	169	WON-LOST	WINNING	LAST 10	STRENGTH OF	OPP. STRENGTH	TEAM	ADJ.	CONF.	ADJ CONF.
Average RPI Loss:	58	RECORD	PCT. RANK	GAMES	SCHEDULE	OF SCHEDULE	RPI	RPI	RPI	RPI
DIV. I ONLY	8- 3	72	7- 3	166	15	105	105	5	5	
DIV. I NON-CONF.	8- 3	71	8- 3	173	15	106	106	5	5	
TOTALS	RPI 1-25	RPI 26-50	W-L RECORDS	RPI 51-100	RPI 101-150	RPI 150+				
8- 3	1- 1	0- 1	OVERALL	1- 0	1- 1	5- 0				
8- 1	1- 0	0- 0	HOME	1- 0	1- 1	5- 0				
0- 1	0- 0	0- 1	AWAY	0- 0	0- 0	0- 0				
0- 1	0- 1	0- 0	NEUTRAL	0- 0	0- 0	0- 0				
8- 3	1- 1	0- 1	NON-CONFERENCE	1- 0	1- 1	5- 0				
8- 1	1- 0	0- 0	HOME	1- 0	1- 1	5- 0				
0- 1	0- 0	0- 1	AWAY	0- 0	0- 0	0- 0				
0- 1	0- 1	0- 0	NEUTRAL	0- 0	0- 0	0- 0				
0- 0	0- 0	0- 0	CONFERENCE	0- 0	0- 0	0- 0				
0- 0	0- 0	0- 0	HOME	0- 0	0- 0	0- 0				
0- 0	0- 0	0- 0	AWAY	0- 0	0- 0	0- 0				
0- 0	0- 0	0- 0	NEUTRAL	0- 0	0- 0	0- 0				

RPI	S	Opponent	Score	RPI	S	Opponent	Score	RPI	S	Opponent	Score	RPI	S	Opponent	Score	Team's RPI: 105
2	N	Notre Dame	47 89	43	A	Purdue	48 61	97	H	South Dakota	68 60	113	H	Arkansas St.	62 48	
16	H	California	62 39									130	H	Alabama	80 85	
												153	H	Incarnate Word	68 46	
												161	H	Iona	90 49	
												199	H	Temple	76 56	
												292	H	Georgetown	55 42	
												319	H	Texas Southern	69 44	
LAST 12 Division I GAMES:																
113	H	Arkansas St.	62 48	43	A	Purdue	48 61	16	H	California	62 39	2	N	Notre Dame	47 89	
199	H	Temple	76 56	16	H	California	62 39	153	H	Incarnate Word	68 46	161	H	Iona	90 49	
130	H	Alabama	80 85	153	H	Incarnate Word	68 46	2	N	Notre Dame	47 89	292	H	Georgetown	55 42	
319	H	Texas Southern	69 44	2	N	Notre Dame	47 89	161	H	Iona	90 49					
97	H	South Dakota	68 60	161	H	Iona	90 49	292	H	Georgetown	55 42					

Non-Div I Games:

Kansas

Average RPI Win:	215	WON-LOST	WINNING	LAST 10	STRENGTH OF	OPP. STRENGTH	TEAM	ADJ.	CONF.	ADJ CONF.
Average RPI Loss:	50	RECORD	PCT. RANK	GAMES	SCHEDULE	OF SCHEDULE	RPI	RPI	RPI	RPI
DIV. I ONLY	6- 1	33	0- 0	221	161	70	70	5	5	
DIV. I NON-CONF.	6- 1	33	0- 0	225	161	71	71	5	5	
TOTALS	RPI 1-25	RPI 26-50	W-L RECORDS	RPI 51-100	RPI 101-150	RPI 150+				
6- 1	0- 0	0- 1	OVERALL	1- 0	1- 0	4- 0				
5- 0	0- 0	0- 0	HOME	1- 0	1- 0	3- 0				
0- 1	0- 0	0- 1	AWAY	0- 0	0- 0	0- 0				
1- 0	0- 0	0- 0	NEUTRAL	0- 0	0- 0	1- 0				
6- 1	0- 0	0- 1	NON-CONFERENCE	1- 0	1- 0	4- 0				
5- 0	0- 0	0- 0	HOME	1- 0	1- 0	3- 0				
0- 1	0- 0	0- 1	AWAY	0- 0	0- 0	0- 0				
1- 0	0- 0	0- 0	NEUTRAL	0- 0	0- 0	1- 0				
0- 0	0- 0	0- 0	CONFERENCE	0- 0	0- 0	0- 0				
0- 0	0- 0	0- 0	HOME	0- 0	0- 0	0- 0				
0- 0	0- 0	0- 0	AWAY	0- 0	0- 0	0- 0				
0- 0	0- 0	0- 0	NEUTRAL	0- 0	0- 0	0- 0				

RPI 1-25				RPI 26-50				RPI 51-100				Team's RPI: 70		RPI 101+			
RPI	S	Opponent	Score	RPI	S	Opponent	Score	RPI	S	Opponent	Score			RPI	S	Opponent	Score
				50	A	Wichita St.	48 51	56	H	Hampton	66 46			139	H	Texas-Arlington	45 41
														193	H	Oral Roberts	53 47
														243	H	SIUE	81 55
														316	N	UTEP	72 43
														343	H	UMKC	65 36
LAST 12 Division I GAMES:																	
				193	H	Oral Roberts	53 47	139	H	Texas-Arlington	45 41						
				50	A	Wichita St.	48 51	316	N	UTEP	72 43						
								56	H	Hampton	66 46						
								343	H	UMKC	65 36						
								243	H	SIUE	81 55						

Non-Div I Games: William Jewell 66 53

Kansas St.

Average RPI Win:	242	WON-LOST	WINNING	LAST 10	STRENGTH OF	OPP. STRENGTH	TEAM	ADJ.	CONF.	ADJ CONF.
Average RPI Loss:	68	RECORD	PCT. RANK	GAMES	SCHEDULE	OF SCHEDULE	RPI	RPI	RPI	RPI
DIV. I ONLY	7- 2	48	7- 2	249	110	78	78	14	14	
DIV. I NON-CONF.	7- 2	48	7- 2	253	111	79	79	14	14	
TOTALS	RPI 1-25	RPI 26-50	W-L RECORDS	RPI 51-100	RPI 101-150	RPI 150+				
7- 2	0- 1	0- 0	OVERALL	0- 0	1- 1	6- 0				
3- 0	0- 0	0- 0	HOME	0- 0	1- 0	2- 0				
4- 2	0- 1	0- 0	AWAY	0- 0	0- 1	4- 0				
0- 0	0- 0	0- 0	NEUTRAL	0- 0	0- 0	0- 0				
7- 2	0- 1	0- 0	NON-CONFERENCE	0- 0	1- 1	6- 0				
3- 0	0- 0	0- 0	HOME	0- 0	1- 0	2- 0				
4- 2	0- 1	0- 0	AWAY	0- 0	0- 1	4- 0				
0- 0	0- 0	0- 0	NEUTRAL	0- 0	0- 0	0- 0				
0- 0	0- 0	0- 0	CONFERENCE	0- 0	0- 0	0- 0				
0- 0	0- 0	0- 0	HOME	0- 0	0- 0	0- 0				
0- 0	0- 0	0- 0	AWAY	0- 0	0- 0	0- 0				
0- 0	0- 0	0- 0	NEUTRAL	0- 0	0- 0	0- 0				

RPI 1-25				RPI 26-50				RPI 51-100				Team's RPI: 78		RPI 101+			
RPI	S	Opponent	Score	RPI	S	Opponent	Score	RPI	S	Opponent	Score			RPI	S	Opponent	Score
20	A	Seton Hall	74 77											115	A	Georgia Tech	48 77
														117	H	Jacksonville St.	67 65
														202	A	Georgia St.	73 64
														256	A	Ga. Southern	72 51
														260	A	Tennessee St.	65 56
														262	A	Columbia	66 62
														263	H	Col. of Charleston	68 61
														334	H	Murray St.	65 60
LAST 12 Division I GAMES:																	
				334	H	Murray St.	65 60					117	H	Jacksonville St.	67 65		
				202	A	Georgia St.	73 64					260	A	Tennessee St.	65 56		
				262	A	Columbia	66 62					263	H	Col. of Charleston	68 61		
				20	A	Seton Hall	74 77										
				256	A	Ga. Southern	72 51										
				115	A	Georgia Tech	48 77										

Non-Div I Games:

Kennesaw St.

Average RPI Win:	188	WON-LOST	WINNING	LAST 10	STRENGTH OF	OPP. STRENGTH	TEAM	ADJ.	CONF.	ADJ CONF.
Average RPI Loss:	153	RECORD	PCT. RANK	GAMES	SCHEDULE	OF SCHEDULE	RPI	RPI	RPI	RPI
DIV. I ONLY	1- 7	317	1- 7	139	274	288	288	20	20	
DIV. I NON-CONF.	1- 7	316	1- 7	146	276	289	289	21	21	
TOTALS	RPI 1-25	RPI 26-50	W-L RECORDS	RPI 51-100	RPI 101-150	RPI 150+				
1- 7	0- 0	0- 1	OVERALL	0- 2	0- 1	1- 3				
1- 1	0- 0	0- 0	HOME	0- 1	0- 0	1- 0				
0- 4	0- 0	0- 1	AWAY	0- 1	0- 1	0- 1				
0- 2	0- 0	0- 0	NEUTRAL	0- 0	0- 0	0- 2				
1- 7	0- 0	0- 1	NON-CONFERENCE	0- 2	0- 1	1- 3				
1- 1	0- 0	0- 0	HOME	0- 1	0- 0	1- 0				
0- 4	0- 0	0- 1	AWAY	0- 1	0- 1	0- 1				
0- 2	0- 0	0- 0	NEUTRAL	0- 0	0- 0	0- 2				
0- 0	0- 0	0- 0	CONFERENCE	0- 0	0- 0	0- 0				
0- 0	0- 0	0- 0	HOME	0- 0	0- 0	0- 0				
0- 0	0- 0	0- 0	AWAY	0- 0	0- 0	0- 0				
0- 0	0- 0	0- 0	NEUTRAL	0- 0	0- 0	0- 0				

RPI 1-25				RPI 26-50				RPI 51-100				RPI 101+ Team's RPI: 288			
RPI	S	Opponent	Score	RPI	S	Opponent	Score	RPI	S	Opponent	Score	RPI	S	Opponent	Score
				35	A	Northwestern	54 72	52	H	Youngstown St.	49 68	118	A	Cleveland St.	67 69
								80	A	Duquesne	60 86	178	N	Dartmouth	49 60
												188	H	Belmont	58 55
												281	A	North Dakota St.	68 74
												324	N	A&M-Corpus Christi	47 57
LAST 12 Division I GAMES:															
				188	H	Belmont	58 55	118	A	Cleveland St.	67 69				
				35	A	Northwestern	54 72	80	A	Duquesne	60 86				
				52	H	Youngstown St.	49 68	178	N	Dartmouth	49 60				
				281	A	North Dakota St.	68 74	324	N	A&M-Corpus Christi	47 57				

Non-Div I Games:

Kent St.

Average RPI Win:	88	WON-LOST	WINNING	LAST 10	STRENGTH OF	OPP. STRENGTH	TEAM	ADJ.	CONF.	ADJ CONF.
Average RPI Loss:	38	RECORD	PCT. RANK	GAMES	SCHEDULE	OF SCHEDULE	RPI	RPI	RPI	RPI
DIV. I ONLY	10- 1	15	9- 1	17	5	3	3	3	3	3
DIV. I NON-CONF.	10- 1	15	10- 1	19	5	3	3	3	3	3
TOTALS	RPI 1-25	RPI 26-50	W-L RECORDS	RPI 51-100	RPI 101-150	RPI 150+				
10- 1	2- 0	2- 1	OVERALL	3- 0	1- 0	2- 0				
6- 0	2- 0	0- 0	HOME	1- 0	1- 0	2- 0				
2- 0	0- 0	1- 0	AWAY	1- 0	0- 0	0- 0				
2- 1	0- 0	1- 1	NEUTRAL	1- 0	0- 0	0- 0				
10- 1	2- 0	2- 1	NON-CONFERENCE	3- 0	1- 0	2- 0				
6- 0	2- 0	0- 0	HOME	1- 0	1- 0	2- 0				
2- 0	0- 0	1- 0	AWAY	1- 0	0- 0	0- 0				
2- 1	0- 0	1- 1	NEUTRAL	1- 0	0- 0	0- 0				
0- 0	0- 0	0- 0	CONFERENCE	0- 0	0- 0	0- 0				
0- 0	0- 0	0- 0	HOME	0- 0	0- 0	0- 0				
0- 0	0- 0	0- 0	AWAY	0- 0	0- 0	0- 0				
0- 0	0- 0	0- 0	NEUTRAL	0- 0	0- 0	0- 0				

RPI 1-25				Team's RPI: 3				RPI 26-50				RPI 51-100				RPI 101+			
RPI	S	Opponent	Score	RPI	S	Opponent	Score	RPI	S	Opponent	Score	RPI	S	Opponent	Score				
10	H	Middle Tenn.	78 62	28	A	Louisville	77 68	59	A	Central Mich.	71 68	131	H	Appalachian St.	111 74				
18	H	Baylor	74 64	36	N	South Fla.	61 57	68	N	Oklahoma	92 88	188	H	Belmont	71 55				
				38	N	Illinois	71 77	95	H	Morehead St.	91 62	245	H	Northern Ky.	82 64				
LAST 12 Division I GAMES:																			
188	H	Belmont	71 55	28	A	Louisville	77 68	245	H	Northern Ky.	82 64								
10	H	Middle Tenn.	78 62	36	N	South Fla.	61 57	68	N	Oklahoma	92 88								
95	H	Morehead St.	91 62	38	N	Illinois	71 77	59	A	Central Mich.	71 68								
18	H	Baylor	74 64																
131	H	Appalachian St.	111 74																

Non-Div I Games:

Kentucky

■ Loss, 
 ■ Non-Conf, S Site, 
 ■ Home 
 ■ Away 
 N Neutral



Average RPI Win: 269		WON-LOST	WINNING	LAST 10	STRENGTH OF	OPP. STRENGTH	TEAM	ADJ.	CONF.	ADJ CONF.
Average RPI Loss: 202		RECORD	PCT. RANK	GAMES	SCHEDULE	OF SCHEDULE	RPI	RPI	RPI	RPI
DIV. I ONLY		2- 6	268	2- 6	258	300	309	309	29	29
DIV. I NON-CONF.		2- 6	267	2- 6	262	301	309	309	29	29
TOTALS	RPI 1-25		RPI 26-50		W-L RECORDS	RPI 51-100	RPI 101-150		RPI 150+	
2- 6	0- 0		0- 0		OVERALL	0- 0	0- 1		2- 5	
1- 4	0- 0		0- 0		HOME	0- 0	0- 0		1- 4	
1- 2	0- 0		0- 0		AWAY	0- 0	0- 1		1- 1	
0- 0	0- 0		0- 0		NEUTRAL	0- 0	0- 0		0- 0	
2- 6	0- 0		0- 0		NON-CONFERENCE	0- 0	0- 1		2- 5	
1- 4	0- 0		0- 0		HOME	0- 0	0- 0		1- 4	
1- 2	0- 0		0- 0		AWAY	0- 0	0- 1		1- 1	
0- 0	0- 0		0- 0		NEUTRAL	0- 0	0- 0		0- 0	
0- 0	0- 0		0- 0		CONFERENCE	0- 0	0- 0		0- 0	
0- 0	0- 0		0- 0		HOME	0- 0	0- 0		0- 0	
0- 0	0- 0		0- 0		AWAY	0- 0	0- 0		0- 0	
0- 0	0- 0		0- 0		NEUTRAL	0- 0	0- 0		0- 0	

RPI 1-25				RPI 26-50				RPI 51-100				RPI 101+				Team's RPI: 309	
RPI	S	Opponent	Score	RPI	S	Opponent	Score	RPI	S	Opponent	Score	RPI	S	Opponent	Score		
												133	A	Maine	59	65	
												157	H	Rhode Island	49	66	
												197	H	Monmouth	57	78	
												204	H	La Salle	66	71	
												241	A	NJIT	57	48	
												258	H	Rider	56	59	
												262	A	Columbia	45	54	
												297	H	Howard	83	74	
LAST 12 Division I GAMES:																	
				297	H	Howard	83 74	258	H	Rider	56	59					
				241	A	NJIT	57 48	157	H	Rhode Island	49	66					
				262	A	Columbia	45 54	204	H	La Salle	66	71					
								197	H	Monmouth	57	78					
								133	A	Maine	59	65					

Non-Div I Games:

LIU Brooklyn

■ Loss, ■ Non-Conf, S Site, H Home A Away N Neutral

Average RPI Win:	241	WON-LOST	WINNING	LAST 10	STRENGTH OF	OPP. STRENGTH	TEAM	ADJ.	CONF.	ADJ CONF.
Average RPI Loss:	74	RECORD	PCT. RANK	GAMES	SCHEDULE	OF SCHEDULE	RPI	RPI	RPI	RPI
DIV. I ONLY	4- 4	154	4- 4	154	170	220	220	3	3	
DIV. I NON-CONF.	4- 4	154	4- 4	158	170	217	217	3	3	
TOTALS	RPI 1-25	RPI 26-50	W-L RECORDS	RPI 51-100	RPI 101-150	RPI 150+				
4- 4	0- 1	0- 1	OVERALL	0- 1	0- 0	4- 1				
4- 3	0- 1	0- 1	HOME	0- 1	0- 0	4- 0				
0- 0	0- 0	0- 0	AWAY	0- 0	0- 0	0- 0				
0- 1	0- 0	0- 0	NEUTRAL	0- 0	0- 0	0- 1				
4- 4	0- 1	0- 1	NON-CONFERENCE	0- 1	0- 0	4- 1				
4- 3	0- 1	0- 1	HOME	0- 1	0- 0	4- 0				
0- 0	0- 0	0- 0	AWAY	0- 0	0- 0	0- 0				
0- 1	0- 0	0- 0	NEUTRAL	0- 0	0- 0	0- 1				
0- 0	0- 0	0- 0	CONFERENCE	0- 0	0- 0	0- 0				
0- 0	0- 0	0- 0	HOME	0- 0	0- 0	0- 0				
0- 0	0- 0	0- 0	AWAY	0- 0	0- 0	0- 0				
0- 0	0- 0	0- 0	NEUTRAL	0- 0	0- 0	0- 0				

RPI 1-25				RPI 26-50				RPI 51-100				RPI 101+ Team's RPI: 220			
RPI	S	Opponent	Score	RPI	S	Opponent	Score	RPI	S	Opponent	Score	RPI	S	Opponent	Score
21	H	Tulane	45 51	32	H	UALR	54 70	79	H	Rutgers	57 64	162	N	Santa Clara	67 69
												180	H	Louisiana Tech	73 59
												210	H	Southeastern La.	75 42
												276	H	Sam Houston St.	71 45
												296	H	Jackson St.	52 44
LAST 12 Division I GAMES:															
180	H	Louisiana Tech	73 59	210	H	Southeastern La.	75 42								
162	N	Santa Clara	67 69	32	H	UALR	54 70								
79	H	Rutgers	57 64												
21	H	Tulane	45 51												
296	H	Jackson St.	52 44												
276	H	Sam Houston St.	71 45												

Non-Div I Games:

LSU

RPI 1-25				RPI 26-50				RPI 51-100				RPI 101+				Team's RPI: 204	
RPI	S	Opponent	Score	RPI	S	Opponent	Score	RPI	S	Opponent	Score	RPI	S	Opponent	Score		
												110	A	Penn	29	57	
												136	H	William & Mary	78	71	
												192	A	Robert Morris	75	61	
												199	A	Temple	72	75	
												213	A	Villanova	36	70	
												246	N	Towson	62	49	
												274	H	Manhattan	61	48	
												297	H	Howard	65	64	
												309	A	LIU Brooklyn	71	66	
LAST 12 Division I GAMES:																	
				309	A	LIU Brooklyn	71 66	297	H	Howard	65 64						
				274	H	Manhattan	61 48	213	A	Villanova	36 70						
				110	A	Penn	29 57	136	H	William & Mary	78 71						
				199	A	Temple	72 75	192	A	Robert Morris	75 61						
								246	N	Towson	62 49						

La Salle

Average RPI Win:	244	WON-LOST	WINNING	LAST 10	STRENGTH OF	OPP. STRENGTH	TEAM	ADJ.	CONF.	ADJ CONF.
Average RPI Loss:	0	RECORD	PCT. RANK	GAMES	SCHEDULE	OF SCHEDULE	RPI	RPI	RPI	RPI
DIV. I ONLY	4- 0	1	4- 0	348	50	168	168	17	17	
DIV. I NON-CONF.	4- 0	1	4- 0	348	51	171	171	17	17	
TOTALS	RPI 1-25	RPI 26-50	W-L RECORDS	RPI 51-100	RPI 101-150	RPI 150+				
4- 0	0- 0	0- 0	OVERALL	0- 0	0- 0	4- 0				
2- 0	0- 0	0- 0	HOME	0- 0	0- 0	2- 0				
2- 0	0- 0	0- 0	AWAY	0- 0	0- 0	2- 0				
0- 0	0- 0	0- 0	NEUTRAL	0- 0	0- 0	0- 0				
4- 0	0- 0	0- 0	NON-CONFERENCE	0- 0	0- 0	4- 0				
2- 0	0- 0	0- 0	HOME	0- 0	0- 0	2- 0				
2- 0	0- 0	0- 0	AWAY	0- 0	0- 0	2- 0				
0- 0	0- 0	0- 0	NEUTRAL	0- 0	0- 0	0- 0				
0- 0	0- 0	0- 0	CONFERENCE	0- 0	0- 0	0- 0				
0- 0	0- 0	0- 0	HOME	0- 0	0- 0	0- 0				
0- 0	0- 0	0- 0	AWAY	0- 0	0- 0	0- 0				
0- 0	0- 0	0- 0	NEUTRAL	0- 0	0- 0	0- 0				

RPI 1-25				RPI 26-50				RPI 51-100				RPI 101+ Team's RPI: 168			
RPI	S	Opponent	Score	RPI	S	Opponent	Score	RPI	S	Opponent	Score	RPI	S	Opponent	Score
												180	H	Louisiana Tech	58 55
												210	A	Southeastern La.	71 60
												276	H	Sam Houston St.	65 46
												308	A	Lamar	75 55
LAST 12 Division I GAMES:															
				276	H	Sam Houston St.	65 46	180	H	Louisiana Tech	58 55				
				210	A	Southeastern La.	71 60	308	A	Lamar	75 55				

Non-Div I Games:	Xavier (LA)	69	53	Southern-N.O.	58	52
------------------	-------------	----	----	---------------	----	----

La.-Lafayette

■ Loss, ■ Non-Conf, S Site, H Home A Away N Neutral

Average RPI Win: 200		WON-LOST	WINNING	LAST 10	STRENGTH OF	OPP. STRENGTH	TEAM	ADJ.	CONF.	ADJ CONF.
Average RPI Loss: 208		RECORD	PCT. RANK	GAMES	SCHEDULE	OF SCHEDULE	RPI	RPI	RPI	RPI
DIV. I ONLY		1- 3	268	1- 3	280	196	303	303	17	17
DIV. I NON-CONF.		1- 3	267	1- 3	280	195	302	302	17	17
TOTALS	RPI 1-25		RPI 26-50		W-L RECORDS		RPI 51-100		RPI 101-150	RPI 150+
1- 3	0- 1		0- 0		OVERALL		0- 0		0- 0	1- 2
1- 0	0- 0		0- 0		HOME		0- 0		0- 0	1- 0
0- 3	0- 1		0- 0		AWAY		0- 0		0- 0	0- 2
0- 0	0- 0		0- 0		NEUTRAL		0- 0		0- 0	0- 0
1- 3	0- 1		0- 0		NON-CONFERENCE		0- 0		0- 0	1- 2
1- 0	0- 0		0- 0		HOME		0- 0		0- 0	1- 0
0- 3	0- 1		0- 0		AWAY		0- 0		0- 0	0- 2
0- 0	0- 0		0- 0		NEUTRAL		0- 0		0- 0	0- 0
0- 0	0- 0		0- 0		CONFERENCE		0- 0		0- 0	0- 0
0- 0	0- 0		0- 0		HOME		0- 0		0- 0	0- 0
0- 0	0- 0		0- 0		AWAY		0- 0		0- 0	0- 0
0- 0	0- 0		0- 0		NEUTRAL		0- 0		0- 0	0- 0

RPI 1-25				RPI 26-50				RPI 51-100				RPI 101+				Team's RPI: 303	
RPI	S	Opponent	Score	RPI	S	Opponent	Score	RPI	S	Opponent	Score	RPI	S	Opponent	Score		
25	A	Mississippi St.	46 80									200	H	McNeese St.	66 63		
												264	A	Stephen F. Austin	54 82		
												335	A	Alcorn	53 62		
LAST 12 Division I GAMES:																	
								200	H	McNeese St.	66 63						
								335	A	Alcorn	53 62						
								25	A	Mississippi St.	46 80						
								264	A	Stephen F. Austin	54 82						

Non-Div I Games:	Southern Ark.	78	67	William Carey	68	35
------------------	---------------	----	----	---------------	----	----

La.-Monroe

■ Loss, ■ Non-Conf, S Site, H Home A Away N Neutral

Average RPI Win:	172	WON-LOST	WINNING	LAST 10	STRENGTH OF	OPP. STRENGTH	TEAM	ADJ.	CONF.	ADJ CONF.
Average RPI Loss:	103	RECORD	PCT. RANK	GAMES	SCHEDULE	OF SCHEDULE	RPI	RPI	RPI	RPI
DIV. I ONLY	5- 3	109	5- 3	81	117	55	55	18	18	
DIV. I NON-CONF.	5- 3	109	5- 3	88	118	58	58	18	18	
TOTALS	RPI 1-25	RPI 26-50	W-L RECORDS	RPI 51-100	RPI 101-150	RPI 150+				
5- 3	0- 1	0- 1	OVERALL	1- 0	2- 0	2- 1				
3- 0	0- 0	0- 0	HOME	1- 0	2- 0	0- 0				
2- 3	0- 1	0- 1	AWAY	0- 0	0- 0	2- 1				
0- 0	0- 0	0- 0	NEUTRAL	0- 0	0- 0	0- 0				
5- 3	0- 1	0- 1	NON-CONFERENCE	1- 0	2- 0	2- 1				
3- 0	0- 0	0- 0	HOME	1- 0	2- 0	0- 0				
2- 3	0- 1	0- 1	AWAY	0- 0	0- 0	2- 1				
0- 0	0- 0	0- 0	NEUTRAL	0- 0	0- 0	0- 0				
0- 0	0- 0	0- 0	CONFERENCE	0- 0	0- 0	0- 0				
0- 0	0- 0	0- 0	HOME	0- 0	0- 0	0- 0				
0- 0	0- 0	0- 0	AWAY	0- 0	0- 0	0- 0				
0- 0	0- 0	0- 0	NEUTRAL	0- 0	0- 0	0- 0				

RPI 1-25				RPI 26-50				RPI 51-100				Team's RPI: 55		RPI 101+			
RPI	S	Opponent	Score	RPI	S	Opponent	Score	RPI	S	Opponent	Score			RPI	S	Opponent	Score
20	A	Seton Hall	63 80	28	A	Louisville	61 102	99	H	Delaware	63 52			110	H	Penn	60 57
														123	H	Hartford	74 59
														258	A	Rider	66 48
														262	A	Columbia	65 72
														272	A	St. Francis Brooklyn	73 51
LAST 12 Division I GAMES:																	
20	A	Seton Hall	63 80	262	A	Columbia	65 72										
272	A	St. Francis Brooklyn	73 51	99	H	Delaware	63 52										
110	H	Penn	60 57														
28	A	Louisville	61 102														
258	A	Rider	66 48														
123	H	Hartford	74 59														

Non-Div I Games:

Lafayette

Average RPI Win:	0	WON-LOST	WINNING	LAST 10	STRENGTH OF	OPP. STRENGTH	TEAM	ADJ.	CONF.	ADJ CONF.
Average RPI Loss:	178	RECORD	PCT. RANK	GAMES	SCHEDULE	OF SCHEDULE	RPI	RPI	RPI	RPI
DIV. I ONLY	0- 7	332	0- 7	80	333	308	308	25	25	
DIV. I NON-CONF.	0- 7	329	0- 7	87	335	308	308	25	25	
TOTALS	RPI 1-25	RPI 26-50	W-L RECORDS	RPI 51-100	RPI 101-150	RPI 150+				
0- 7	0- 0	0- 0	OVERALL	0- 1	0- 0	0- 6				
0- 2	0- 0	0- 0	HOME	0- 0	0- 0	0- 2				
0- 5	0- 0	0- 0	AWAY	0- 1	0- 0	0- 4				
0- 0	0- 0	0- 0	NEUTRAL	0- 0	0- 0	0- 0				
0- 7	0- 0	0- 0	NON-CONFERENCE	0- 1	0- 0	0- 6				
0- 2	0- 0	0- 0	HOME	0- 0	0- 0	0- 2				
0- 5	0- 0	0- 0	AWAY	0- 1	0- 0	0- 4				
0- 0	0- 0	0- 0	NEUTRAL	0- 0	0- 0	0- 0				
0- 0	0- 0	0- 0	CONFERENCE	0- 0	0- 0	0- 0				
0- 0	0- 0	0- 0	HOME	0- 0	0- 0	0- 0				
0- 0	0- 0	0- 0	AWAY	0- 0	0- 0	0- 0				
0- 0	0- 0	0- 0	NEUTRAL	0- 0	0- 0	0- 0				

RPI 1-25				RPI 26-50				RPI 51-100				RPI 101+				Team's RPI: 308	
RPI	S	Opponent	Score	RPI	S	Opponent	Score	RPI	S	Opponent	Score	RPI	S	Opponent	Score		
								68	A	Oklahoma	73	100	164	H	UTSA	40	72
													168	H	La.-Lafayette	55	75
													174	A	TCU	68	72
													209	A	Texas St.	72	79
													218	A	Wright St.	61	82
													248	A	Tulsa	69	73
LAST 12 Division I GAMES:																	
				68	A	Oklahoma	73	100	218	A	Wright St.	61	82				
				248	A	Tulsa	69	73	174	A	TCU	68	72				
				168	H	La.-Lafayette	55	75	209	A	Texas St.	72	79				
									164	H	UTSA	40	72				

Non-Div I Games:      Huston-Tillotson    95    47      St. Thomas (TX)    67    35

Lamar

Loss, Non-Conf, S Site, H Home A Away N Neutral

Average RPI Win:	189	WON-LOST	WINNING	LAST 10	STRENGTH OF	OPP. STRENGTH	TEAM	ADJ.	CONF.	ADJ CONF.
Average RPI Loss:	0	RECORD	PCT. RANK	GAMES	SCHEDULE	OF SCHEDULE	RPI	RPI	RPI	RPI
DIV. I ONLY	6- 0	1	6- 0	300	66	61	61	18	18	
DIV. I NON-CONF.	6- 0	1	6- 0	300	67	62	62	18	18	
TOTALS	RPI 1-25	RPI 26-50	W-L RECORDS	RPI 51-100	RPI 101-150	RPI 150+				
6- 0	0- 0	0- 0	OVERALL	1- 0	1- 0	4- 0				
1- 0	0- 0	0- 0	HOME	1- 0	0- 0	0- 0				
5- 0	0- 0	0- 0	AWAY	0- 0	1- 0	4- 0				
0- 0	0- 0	0- 0	NEUTRAL	0- 0	0- 0	0- 0				
6- 0	0- 0	0- 0	NON-CONFERENCE	1- 0	1- 0	4- 0				
1- 0	0- 0	0- 0	HOME	1- 0	0- 0	0- 0				
5- 0	0- 0	0- 0	AWAY	0- 0	1- 0	4- 0				
0- 0	0- 0	0- 0	NEUTRAL	0- 0	0- 0	0- 0				
0- 0	0- 0	0- 0	CONFERENCE	0- 0	0- 0	0- 0				
0- 0	0- 0	0- 0	HOME	0- 0	0- 0	0- 0				
0- 0	0- 0	0- 0	AWAY	0- 0	0- 0	0- 0				
0- 0	0- 0	0- 0	NEUTRAL	0- 0	0- 0	0- 0				

RPI 1-25			RPI 26-50			RPI 51-100			Team's RPI: 61	RPI 101+		
RPI	S	Opponent	Score	RPI	S	Opponent	Score	RPI	S	Opponent	Score	
								56	H	Hampton	85 67	
										149	A	Saint Joseph's 73 71
										170	A	Sacred Heart 85 77
										197	A	Monmouth 82 70
										241	A	NJIT 74 54
										321	A	Saint Peter's 70 58
LAST 12 Division I GAMES:												
149	A	Saint Joseph's	73 71	321	A	Saint Peter's	70 58					
56	H	Hampton	85 67	241	A	NJIT	74 54					
170	A	Sacred Heart	85 77	197	A	Monmouth	82 70					

Non-Div I Games: East Stroudsburg 77 53

Lehigh



Average RPI Win: 206		WON-LOST	WINNING	LAST 10	STRENGTH OF	OPP. STRENGTH	TEAM	ADJ.	CONF.	ADJ CONF.
Average RPI Loss: 158		RECORD	PCT. RANK	GAMES	SCHEDULE	OF SCHEDULE	RPI	RPI	RPI	RPI
DIV. I ONLY		6- 2	60	1- 0	311	58	150	150	30	30
DIV. I NON-CONF.		4- 2	84	1- 0	287	47	160	160	30	30
TOTALS	RPI 1-25		RPI 26-50		W-L RECORDS		RPI 51-100		RPI 101-150	RPI 150+
6- 2	0- 0		0- 0		OVERALL		0- 0		2- 1	4- 1
3- 1	0- 0		0- 0		HOME		0- 0		2- 0	1- 1
2- 1	0- 0		0- 0		AWAY		0- 0		0- 1	2- 0
1- 0	0- 0		0- 0		NEUTRAL		0- 0		0- 0	1- 0
4- 2	0- 0		0- 0		NON-CONFERENCE		0- 0		2- 1	2- 1
2- 1	0- 0		0- 0		HOME		0- 0		2- 0	0- 1
1- 1	0- 0		0- 0		AWAY		0- 0		0- 1	1- 0
1- 0	0- 0		0- 0		NEUTRAL		0- 0		0- 0	1- 0
2- 0	0- 0		0- 0		CONFERENCE		0- 0		0- 0	2- 0
1- 0	0- 0		0- 0		HOME		0- 0		0- 0	1- 0
1- 0	0- 0		0- 0		AWAY		0- 0		0- 0	1- 0
0- 0	0- 0		0- 0		NEUTRAL		0- 0		0- 0	0- 0

RPI 1-25				RPI 26-50				RPI 51-100				RPI 101+				Team's RPI: 150	
RPI	S	Opponent	Score	RPI	S	Opponent	Score	RPI	S	Opponent	Score	RPI	S	Opponent	Score		
												102	A	Elon	62	73	
												146	H	VCU	69	53	
												149	H	Saint Joseph's	76	75	
												202	A	Georgia St.	73	71	
												207	A	Radford	72	63	
												214	H	Charlotte	77	79	
												252	N	Penn St.	80	68	
												282	H	Gardner-Webb	56	47	
LAST 12 Division I GAMES:																	
				252	N	Penn St.	80 68	202	A	Georgia St.	73 71						
				102	A	Elon	62 73	282	H	Gardner-Webb	56 47						
				149	H	Saint Joseph's	76 75	207	A	Radford	72 63						
				146	H	VCU	69 53										
				214	H	Charlotte	77 79										

Non-Div I Games:

Liberty

■ Loss, ■ Non-Conf, S Site, H Home A Away N Neutral

Average RPI Win:	176	WON-LOST	WINNING	LAST 10	STRENGTH OF	OPP. STRENGTH	TEAM	ADJ.	CONF.	ADJ CONF.
Average RPI Loss:	213	RECORD	PCT. RANK	GAMES	SCHEDULE	OF SCHEDULE	RPI	RPI	RPI	RPI
DIV. I ONLY	2- 6	268	2- 6	327	147	329	329	14	14	
DIV. I NON-CONF.	2- 6	267	2- 6	329	149	328	328	14	14	
TOTALS	RPI 1-25	RPI 26-50	W-L RECORDS	RPI 51-100	RPI 101-150	RPI 150+				
2- 6	0- 0	0- 0	OVERALL	1- 1	0- 0	1- 5				
1- 3	0- 0	0- 0	HOME	0- 1	0- 0	1- 2				
1- 3	0- 0	0- 0	AWAY	1- 0	0- 0	0- 3				
0- 0	0- 0	0- 0	NEUTRAL	0- 0	0- 0	0- 0				
2- 6	0- 0	0- 0	NON-CONFERENCE	1- 1	0- 0	1- 5				
1- 3	0- 0	0- 0	HOME	0- 1	0- 0	1- 2				
1- 3	0- 0	0- 0	AWAY	1- 0	0- 0	0- 3				
0- 0	0- 0	0- 0	NEUTRAL	0- 0	0- 0	0- 0				
0- 0	0- 0	0- 0	CONFERENCE	0- 0	0- 0	0- 0				
0- 0	0- 0	0- 0	HOME	0- 0	0- 0	0- 0				
0- 0	0- 0	0- 0	AWAY	0- 0	0- 0	0- 0				
0- 0	0- 0	0- 0	NEUTRAL	0- 0	0- 0	0- 0				

RPI 1-25				RPI 26-50				RPI 51-100				RPI 101+				Team's RPI: 329	
RPI	S	Opponent	Score	RPI	S	Opponent	Score	RPI	S	Opponent	Score	RPI	S	Opponent	Score		
								53	H	Tennessee	51	85	188	A	Belmont	60	80
								95	A	Morehead St.	61	59	218	H	Wright St.	66	79
													225	A	UAB	54	72
													256	H	Ga. Southern	80	74
													260	H	Tennessee St.	55	73
													334	A	Murray St.	71	74
LAST 12 Division I GAMES:																	
				53	H	Tennessee	51	85	188	A	Belmont	60	80				
				256	H	Ga. Southern	80	74	95	A	Morehead St.	61	59				
									334	A	Murray St.	71	74				
									260	H	Tennessee St.	55	73				
									225	A	UAB	54	72				
									218	H	Wright St.	66	79				

Non-Div I Games:

Lipscomb

Average RPI Win:	144	WON-LOST	WINNING	LAST 10	STRENGTH OF	OPP. STRENGTH	TEAM	ADJ.	CONF.	ADJ CONF.
Average RPI Loss:	8	RECORD	PCT. RANK	GAMES	SCHEDULE	OF SCHEDULE	RPI	RPI	RPI	RPI
DIV. I ONLY	7- 1	27	7- 1	89	32	27	27	12	12	
DIV. I NON-CONF.	7- 1	27	7- 1	96	32	27	27	12	12	
TOTALS	RPI 1-25	RPI 26-50	W-L RECORDS	RPI 51-100	RPI 101-150	RPI 150+				
7- 1	1- 1	0- 0	OVERALL	1- 0	2- 0	3- 0				
3- 1	1- 1	0- 0	HOME	1- 0	0- 0	1- 0				
3- 0	0- 0	0- 0	AWAY	0- 0	1- 0	2- 0				
1- 0	0- 0	0- 0	NEUTRAL	0- 0	1- 0	0- 0				
7- 1	1- 1	0- 0	NON-CONFERENCE	1- 0	2- 0	3- 0				
3- 1	1- 1	0- 0	HOME	1- 0	0- 0	1- 0				
3- 0	0- 0	0- 0	AWAY	0- 0	1- 0	2- 0				
1- 0	0- 0	0- 0	NEUTRAL	0- 0	1- 0	0- 0				
0- 0	0- 0	0- 0	CONFERENCE	0- 0	0- 0	0- 0				
0- 0	0- 0	0- 0	HOME	0- 0	0- 0	0- 0				
0- 0	0- 0	0- 0	AWAY	0- 0	0- 0	0- 0				
0- 0	0- 0	0- 0	NEUTRAL	0- 0	0- 0	0- 0				

RPI 1-25				RPI 26-50		Team's RPI: 27		RPI 51-100				RPI 101+			
RPI	S	Opponent	Score	RPI	S	Opponent	Score	RPI	S	Opponent	Score	RPI	S	Opponent	Score
8	H	Southern California	85 90					74	H	San Francisco	70 58	111	A	Pepperdine	78 69
16	H	California	58 56									127	N	Boise St.	68 50
												169	A	San Diego St.	74 62
												223	H	Seattle	85 73
												290	A	Portland St.	62 58
LAST 12 Division I GAMES:															
				16	H	California	58 56	8	H	Southern California	85 90				
				74	H	San Francisco	70 58	169	A	San Diego St.	74 62				
				111	A	Pepperdine	78 69	223	H	Seattle	85 73				
				290	A	Portland St.	62 58								
				127	N	Boise St.	68 50								

Non-Div I Games: Alas. Anchorage 69 60

Long Beach St.

Average RPI Win:	0	WON-LOST	WINNING	LAST 10	STRENGTH OF	OPP. STRENGTH	TEAM	ADJ.	CONF.	ADJ CONF.
Average RPI Loss:	217	RECORD	PCT. RANK	GAMES	SCHEDULE	OF SCHEDULE	RPI	RPI	RPI	RPI
DIV. I ONLY	0- 8	332	0- 2	214	331	339	339	30	30	
DIV. I NON-CONF.	0- 6	329	0- 1	171	328	329	329	30	30	
TOTALS	RPI 1-25	RPI 26-50	W-L RECORDS	RPI 51-100	RPI 101-150	RPI 150+				
0- 8	0- 0	0- 0	OVERALL	0- 0	0- 2	0- 6				
0- 2	0- 0	0- 0	HOME	0- 0	0- 0	0- 2				
0- 6	0- 0	0- 0	AWAY	0- 0	0- 1	0- 1				
0- 0	0- 0	0- 0	NEUTRAL	0- 0	0- 0	0- 0				
0- 6	0- 0	0- 0	NON-CONFERENCE	0- 0	0- 1	0- 5				
0- 1	0- 0	0- 0	HOME	0- 0	0- 0	0- 1				
0- 5	0- 0	0- 0	AWAY	0- 0	0- 1	0- 4				
0- 0	0- 0	0- 0	NEUTRAL	0- 0	0- 0	0- 0				
0- 2	0- 0	0- 0	CONFERENCE	0- 0	0- 1	0- 1				
0- 1	0- 0	0- 0	HOME	0- 0	0- 0	0- 1				
0- 1	0- 0	0- 0	AWAY	0- 0	0- 1	0- 0				
0- 0	0- 0	0- 0	NEUTRAL	0- 0	0- 0	0- 0				

RPI 1-25			RPI 26-50			RPI 51-100			RPI 101+			Team's RPI: 339
RPI	S	Opponent	Score	RPI	S	Opponent	Score	RPI	S	Opponent	Score	
								136	A	William & Mary	55	90
								144	A	High Point	60	81
								182	A	Florida	46	91
								196	A	Virginia Tech	42	74
								226	A	Wake Forest	60	64
								233	A	Richmond	50	80
								285	H	UNC Greensboro	64	70
								332	H	UNC Asheville	44	60
LAST 12 Division I GAMES:												
196	A	Virginia Tech	42	74	144	A	High Point	60	81			
136	A	William & Mary	55	90	233	A	Richmond	50	80			
285	H	UNC Greensboro	64	70	332	H	UNC Asheville	44	60			
182	A	Florida	46	91								
226	A	Wake Forest	60	64								

Non-Div I Games:

Longwood

Average RPI Win: 301		WON-LOST	WINNING	LAST 10	STRENGTH OF	OPP. STRENGTH	TEAM	ADJ.	CONF.	ADJ CONF.
Average RPI Loss: 146		RECORD	PCT. RANK	GAMES	SCHEDULE	OF SCHEDULE	RPI	RPI	RPI	RPI
DIV. I ONLY		2- 4	229	0- 0	187	280	180	180	19	19
DIV. I NON-CONF.		2- 4	226	0- 0	194	282	182	182	20	20
TOTALS		RPI 1-25	RPI 26-50	W-L RECORDS	RPI 51-100	RPI 101-150	RPI 150+			
2- 4	0- 1		0- 0	OVERALL	0- 0	0- 0	2- 3			
0- 0	0- 0		0- 0	HOME	0- 0	0- 0	0- 0			
2- 4	0- 0		0- 0	AWAY	0- 0	0- 0	2- 1			
0- 0	0- 0		0- 0	NEUTRAL	0- 0	0- 0	0- 0			
2- 4	0- 1		0- 0	NON-CONFERENCE	0- 0	0- 0	2- 3			
0- 0	0- 0		0- 0	HOME	0- 0	0- 0	0- 0			
2- 4	0- 1		0- 0	AWAY	0- 0	0- 0	2- 3			
0- 0	0- 0		0- 0	NEUTRAL	0- 0	0- 0	0- 0			
0- 0	0- 0		0- 0	CONFERENCE	0- 0	0- 0	0- 0			
0- 0	0- 0		0- 0	HOME	0- 0	0- 0	0- 0			
0- 0	0- 0		0- 0	AWAY	0- 0	0- 0	0- 0			
0- 0	0- 0		0- 0	NEUTRAL	0- 0	0- 0	0- 0			

RPI 1-25				RPI 26-50				RPI 51-100				RPI 101+				Team's RPI: 180	
RPI	S	Opponent	Score	RPI	S	Opponent	Score	RPI	S	Opponent	Score	RPI	S	Opponent	Score		
25	A	Mississippi St.	77 81									168	A	La.-Lafayette	55 58		
												172	A	Northwestern St.	57 69		
												220	A	LSU	59 73		
												264	A	Stephen F. Austin	76 69		
												337	A	Alabama A&M	70 68		
LAST 12 Division I GAMES:																	
				25	A	Mississippi St.	77 81	220	A	LSU	59 73						
								337	A	Alabama A&M	70 68						
								168	A	La.-Lafayette	55 58						
								172	A	Northwestern St.	57 69						
								264	A	Stephen F. Austin	76 69						

Non-Div I Games:	Loyola (LA)	75	61
------------------	-------------	----	----

Louisiana Tech

Loss, Non-Conf, S Site, H Home A Away N Neutral

Average RPI Win:	159	WON-LOST	WINNING	LAST 10	STRENGTH OF	OPP. STRENGTH	TEAM	ADJ.	CONF.	ADJ CONF.
Average RPI Loss:	3	RECORD	PCT. RANK	GAMES	SCHEDULE	OF SCHEDULE	RPI	RPI	RPI	RPI
DIV. I ONLY	8- 1	22	8- 1	85	22	28	28	4	4	
DIV. I NON-CONF.	8- 1	21	8- 1	92	22	28	28	4	4	
TOTALS	RPI 1-25	RPI 26-50	W-L RECORDS	RPI 51-100	RPI 101-150	RPI 150+				
8- 1	2- 1	0- 0	OVERALL	1- 0	0- 0	5- 0				
6- 1	2- 1	0- 0	HOME	1- 0	0- 0	3- 0				
2- 0	0- 0	0- 0	AWAY	0- 0	0- 0	2- 0				
0- 0	0- 0	0- 0	NEUTRAL	0- 0	0- 0	0- 0				
8- 1	2- 1	0- 0	NON-CONFERENCE	1- 0	0- 0	5- 0				
6- 1	2- 1	0- 0	HOME	1- 0	0- 0	3- 0				
2- 0	0- 0	0- 0	AWAY	0- 0	0- 0	2- 0				
0- 0	0- 0	0- 0	NEUTRAL	0- 0	0- 0	0- 0				
0- 0	0- 0	0- 0	CONFERENCE	0- 0	0- 0	0- 0				
0- 0	0- 0	0- 0	HOME	0- 0	0- 0	0- 0				
0- 0	0- 0	0- 0	AWAY	0- 0	0- 0	0- 0				
0- 0	0- 0	0- 0	NEUTRAL	0- 0	0- 0	0- 0				

RPI 1-25				RPI 26-50				Team's RPI: 28				RPI 51-100				RPI 101+			
RPI	S	Opponent	Score	RPI	S	Opponent	Score	RPI	S	Opponent	Score	RPI	S	Opponent	Score	RPI	S	Opponent	Score
3	H	Kentucky	68 77					55	H	Lafayette	102 61	188	H	Belmont	95 35				
11	H	Western Ky.	89 67									229	A	Valparaiso	86 59				
14	H	Iowa	86 52									249	H	UT Martin	77 43				
												257	H	Ball St.	69 56				
												271	A	IUPUI	89 69				
LAST 12 Division I GAMES:																			
14	H	Iowa	86 52	3	H	Kentucky	68 77												
229	A	Valparaiso	86 59	249	H	UT Martin	77 43												
55	H	Lafayette	102 61	271	A	IUPUI	89 69												
11	H	Western Ky.	89 67																
257	H	Ball St.	69 56																
188	H	Belmont	95 35																

Non-Div I Games:

Louisville

Loyola Chicago

Through Games Of Dec. 14, 2014

Average RPI Win:	283	WON-LOST	WINNING	LAST 10	STRENGTH OF	OPP. STRENGTH	TEAM	ADJ.	CONF.	ADJ CONF.
Average RPI Loss:	133	RECORD	PCT. RANK	GAMES	SCHEDULE	OF SCHEDULE	RPI	RPI	RPI	RPI
DIV. I ONLY	2- 6	268	2- 6	106	266	224	224	16	16	
DIV. I NON-CONF.	2- 6	267	2- 6	113	269	224	224	16	16	
TOTALS	RPI 1-25	RPI 26-50	W-L RECORDS	RPI 51-100	RPI 101-150	RPI 150+				
2- 6	0- 0	0- 1	OVERALL	0- 1	0- 2	2- 2				
1- 3	0- 0	0- 0	HOME	0- 1	0- 1	1- 1				
1- 3	0- 0	0- 1	AWAY	0- 0	0- 1	1- 1				
0- 0	0- 0	0- 0	NEUTRAL	0- 0	0- 0	0- 0				
2- 6	0- 0	0- 1	NON-CONFERENCE	0- 1	0- 2	2- 2				
1- 3	0- 0	0- 0	HOME	0- 1	0- 1	1- 1				
1- 3	0- 0	0- 1	AWAY	0- 0	0- 1	1- 1				
0- 0	0- 0	0- 0	NEUTRAL	0- 0	0- 0	0- 0				
0- 0	0- 0	0- 0	CONFERENCE	0- 0	0- 0	0- 0				
0- 0	0- 0	0- 0	HOME	0- 0	0- 0	0- 0				
0- 0	0- 0	0- 0	AWAY	0- 0	0- 0	0- 0				
0- 0	0- 0	0- 0	NEUTRAL	0- 0	0- 0	0- 0				

RPI S	Opponent	Score	RPI S	Opponent	Score	RPI S	Opponent	Score	RPI S	Opponent	Score	Team's RPI: 224
			35 A	Northwestern	33 70	76 H	Michigan St.	38 90	112 A	Missouri	45 56	
									115 H	Georgia Tech	57 92	
									225 H	UAB	51 61	
									237 A	Marquette	71 86	
									245 A	Northern Ky.	45 38	
									320 H	Eastern Ill.	63 52	
LAST 12 Division I GAMES:												
			225 H	UAB	51 61	76 H	Michigan St.	38 90				
			245 A	Northern Ky.	45 38	35 A	Northwestern	33 70				
			237 A	Marquette	71 86	112 A	Missouri	45 56				
			115 H	Georgia Tech	57 92	320 H	Eastern Ill.	63 52				

Non-Div I Games:

Loyola Chicago

Loss, Non-Conf, S Site, H Home A Away N Neutral

Loyola Maryland

Through Games Of Dec. 14, 2014

Average RPI Win:	342	WON-LOST	WINNING	LAST 10	STRENGTH OF	OPP. STRENGTH	TEAM	ADJ.	CONF.	ADJ CONF.
Average RPI Loss:	165	RECORD	PCT. RANK	GAMES	SCHEDULE	OF SCHEDULE	RPI	RPI	RPI	RPI
DIV. I ONLY	1- 7	317	1- 7	231	285	325	325	18	18	
DIV. I NON-CONF.	1- 7	316	1- 7	234	286	324	324	18	18	
TOTALS	RPI 1-25	RPI 26-50	W-L RECORDS	RPI 51-100	RPI 101-150	RPI 150+				
1- 7	0- 0	0- 2	OVERALL	0- 1	0- 1	1- 3				
1- 2	0- 0	0- 0	HOME	0- 1	0- 0	1- 1				
0- 5	0- 0	0- 2	AWAY	0- 0	0- 1	0- 2				
0- 0	0- 0	0- 0	NEUTRAL	0- 0	0- 0	0- 0				
1- 7	0- 0	0- 2	NON-CONFERENCE	0- 1	0- 1	1- 3				
1- 2	0- 0	0- 0	HOME	0- 1	0- 0	1- 1				
0- 5	0- 0	0- 2	AWAY	0- 0	0- 1	0- 2				
0- 0	0- 0	0- 0	NEUTRAL	0- 0	0- 0	0- 0				
0- 0	0- 0	0- 0	CONFERENCE	0- 0	0- 0	0- 0				
0- 0	0- 0	0- 0	HOME	0- 0	0- 0	0- 0				
0- 0	0- 0	0- 0	AWAY	0- 0	0- 0	0- 0				
0- 0	0- 0	0- 0	NEUTRAL	0- 0	0- 0	0- 0				

RPI S	Opponent	Score	RPI S	Opponent	Score	RPI S	Opponent	Score	RPI S	Opponent	Score	Team's RPI: 325
42	A Maryland	43 65	45	A Pittsburgh	46 84	65	H East Carolina	33 82	136	A William & Mary	71 72	
									246	H Towson	50 63	
									292	A Georgetown	44 71	
									326	A UMBC	58 81	
									342	H Mt. St. Mary's	56 49	
LAST 12 Division I GAMES:												
65	H East Carolina	33 82	246	H Towson	50 63	45	A Pittsburgh	46 84	42	A Maryland	43 65	
342	H Mt. St. Mary's	56 49	292	A Georgetown	44 71	326	A UMBC	58 81	136	A William & Mary	71 72	

Non-Div I Games:

Loyola Maryland

Loss, Non-Conf, S Site, H Home A Away N Neutral



Average RPI Win:	236	WON-LOST	WINNING	LAST 10	STRENGTH OF	OPP. STRENGTH	TEAM	ADJ.	CONF.	ADJ CONF.
Average RPI Loss:	208	RECORD	PCT. RANK	GAMES	SCHEDULE	OF SCHEDULE	RPI	RPI	RPI	RPI
DIV. I ONLY	2- 6	268	2- 6	162	344	291	291	6	6	
DIV. I NON-CONF.	2- 6	267	2- 6	168	342	292	292	6	6	
TOTALS	RPI 1-25	RPI 26-50	W-L RECORDS	RPI 51-100	RPI 101-150	RPI 150+				
2- 6	0- 0	0- 0	OVERALL	0- 1	0- 0	2- 5				
2- 2	0- 0	0- 0	HOME	0- 1	0- 0	2- 1				
0- 4	0- 0	0- 0	AWAY	0- 0	0- 0	0- 4				
0- 0	0- 0	0- 0	NEUTRAL	0- 0	0- 0	0- 0				
2- 6	0- 0	0- 0	NON-CONFERENCE	0- 1	0- 0	2- 5				
2- 2	0- 0	0- 0	HOME	0- 1	0- 0	2- 1				
0- 4	0- 0	0- 0	AWAY	0- 0	0- 0	0- 4				
0- 0	0- 0	0- 0	NEUTRAL	0- 0	0- 0	0- 0				
0- 0	0- 0	0- 0	CONFERENCE	0- 0	0- 0	0- 0				
0- 0	0- 0	0- 0	HOME	0- 0	0- 0	0- 0				
0- 0	0- 0	0- 0	AWAY	0- 0	0- 0	0- 0				
0- 0	0- 0	0- 0	NEUTRAL	0- 0	0- 0	0- 0				

RPI 1-25				RPI 26-50				RPI 51-100				RPI 101+				Team's RPI: 291	
RPI	S	Opponent	Score	RPI	S	Opponent	Score	RPI	S	Opponent	Score	RPI	S	Opponent	Score		
								69	H	UC Riverside	55	81	160	A	Oklahoma St.	65	76
													208	H	Cal Poly	79	87
													223	A	Seattle	57	62
													225	H	UAB	66	61
													247	H	Bowling Green	51	48
													275	A	UNLV	76	91
													314	A	Northern Ariz.	64	82
LAST 12 Division I GAMES:																	
				69	H	UC Riverside	55	81	275	A	UNLV	76	91				
				223	A	Seattle	57	62	160	A	Oklahoma St.	65	76				
				314	A	Northern Ariz.	64	82									
				247	H	Bowling Green	51	48									
				225	H	UAB	66	61									
				208	H	Cal Poly	79	87									

Non-Div I Games:

Loyola Marymount

## Maine

Through Games Of Dec. 14, 2014

Average RPI Win:	194	WON-LOST	WINNING	LAST 10	STRENGTH OF	OPP. STRENGTH	TEAM	ADJ.	CONF.	ADJ CONF.
Average RPI Loss:	162	RECORD	PCT. RANK	GAMES	SCHEDULE	OF SCHEDULE	RPI	RPI	RPI	RPI
DIV. I ONLY	7- 3	79	2- 0	213	192	133	133	24	24	
DIV. I NON-CONF.	7- 3	78	2- 0	218	190	135	135	24	24	
TOTALS	RPI 1-25	RPI 26-50	W-L RECORDS	RPI 51-100	RPI 101-150	RPI 150+				
7- 3	0- 0	0- 0	OVERALL	1- 0	1- 1	5- 2				
6- 1	0- 0	0- 0	HOME	1- 0	1- 0	4- 1				
1- 2	0- 0	0- 0	AWAY	0- 0	0- 1	1- 1				
0- 0	0- 0	0- 0	NEUTRAL	0- 0	0- 0	0- 0				
7- 3	0- 0	0- 0	NON-CONFERENCE	1- 0	1- 1	5- 2				
6- 1	0- 0	0- 0	HOME	1- 0	1- 0	4- 1				
1- 2	0- 0	0- 0	AWAY	0- 0	0- 1	1- 1				
0- 0	0- 0	0- 0	NEUTRAL	0- 0	0- 0	0- 0				
0- 0	0- 0	0- 0	CONFERENCE	0- 0	0- 0	0- 0				
0- 0	0- 0	0- 0	HOME	0- 0	0- 0	0- 0				
0- 0	0- 0	0- 0	AWAY	0- 0	0- 0	0- 0				
0- 0	0- 0	0- 0	NEUTRAL	0- 0	0- 0	0- 0				

RPI 1-25			RPI 26-50			RPI 51-100			RPI 101+			Team's RPI: 133
RPI	S	Opponent	Score	RPI	S	Opponent	Score	RPI	S	Opponent	Score	
						77 H Boston College	69 64					
								137 A Bryant			52 65	
								138 H Harvard			65 46	
								163 A Central Conn. St.			72 58	
								170 H Sacred Heart			58 59	
								178 H Dartmouth			53 38	
								179 A Massachusetts			60 68	
								240 H Northeastern			60 51	
								251 H Brown			58 53	
								309 H LIU Brooklyn			65 59	
LAST 12 Division I GAMES:												
138	H	Harvard	65 46	251	H	Brown	58 53					
163	A	Central Conn. St.	72 58	77	H	Boston College	69 64					
170	H	Sacred Heart	58 59	240	H	Northeastern	60 51					
179	A	Massachusetts	60 68	178	H	Dartmouth	53 38					
309	H	LIU Brooklyn	65 59									
137	A	Bryant	52 65									

Non-Div I Games:

Maine

  Loss, 
   Non-Conf, 
 S Site, 
   Home 
   Away 
 N Neutral

Average RPI Win:	266	WON-LOST	WINNING	LAST 10	STRENGTH OF	OPP. STRENGTH	TEAM	ADJ.	CONF.	ADJ CONF.
Average RPI Loss:	185	RECORD	PCT. RANK	GAMES	SCHEDULE	OF SCHEDULE	RPI	RPI	RPI	RPI
DIV. I ONLY	1- 7	317	1- 7	145	338	274	274	22	22	
DIV. I NON-CONF.	1- 5	304	1- 5	118	334	252	252	19	19	
TOTALS	RPI 1-25	RPI 26-50	W-L RECORDS	RPI 51-100	RPI 101-150	RPI 150+				
1- 7	0- 0	0- 0	OVERALL	0- 0	0- 2	1- 5				
0- 2	0- 0	0- 0	HOME	0- 0	0- 0	0- 2				
1- 5	0- 0	0- 0	AWAY	0- 0	0- 2	1- 3				
0- 0	0- 0	0- 0	NEUTRAL	0- 0	0- 0	0- 0				
1- 5	0- 0	0- 0	NON-CONFERENCE	0- 0	0- 2	1- 3				
0- 2	0- 0	0- 0	HOME	0- 0	0- 0	0- 2				
1- 3	0- 0	0- 0	AWAY	0- 0	0- 2	1- 1				
0- 0	0- 0	0- 0	NEUTRAL	0- 0	0- 0	0- 0				
0- 2	0- 0	0- 0	CONFERENCE	0- 0	0- 0	0- 2				
0- 0	0- 0	0- 0	HOME	0- 0	0- 0	0- 0				
0- 2	0- 0	0- 0	AWAY	0- 0	0- 0	0- 2				
0- 0	0- 0	0- 0	NEUTRAL	0- 0	0- 0	0- 0				

RPI 1-25			RPI 26-50			RPI 51-100			RPI 101+			Team's RPI: 274
RPI	S	Opponent	Score	RPI	S	Opponent	Score	RPI	S	Opponent	Score	
								124	A	Fordham	41	70
								132	A	Ohio	58	82
								155	H	Army	49	81
								194	A	Niagara	36	64
								204	A	La Salle	48	61
								230	H	Fairleigh Dickinson	54	73
								253	A	Canisius	44	55
								266	A	Holy Cross	66	60
LAST 12 Division I GAMES:												
266	A	Holy Cross	66	60	124	A	Fordham	41	70			
230	H	Fairleigh Dickinson	54	73	194	A	Niagara	36	64			
					253	A	Canisius	44	55			
					132	A	Ohio	58	82			
					204	A	La Salle	48	61			
					155	H	Army	49	81			

Non-Div I Games:

Manhattan

  Loss, 
  Non-Conf, 
  S Site, 
  H Home 
  A Away 
N Neutral

Average RPI Win:	212	WON-LOST	WINNING	LAST 10	STRENGTH OF	OPP. STRENGTH	TEAM	ADJ.	CONF.	ADJ CONF.
Average RPI Loss:	85	RECORD	PCT. RANK	GAMES	SCHEDULE	OF SCHEDULE	RPI	RPI	RPI	RPI
DIV. I ONLY	5- 5	154	5- 5	133	153	158	158	22	22	
DIV. I NON-CONF.	3- 5	214	3- 5	107	112	177	177	19	19	
TOTALS	RPI 1-25	RPI 26-50	W-L RECORDS	RPI 51-100	RPI 101-150	RPI 150+				
5- 5	0- 1	0- 2	OVERALL	0- 1	1- 0	4- 1				
4- 1	0- 0	0- 1	HOME	0- 0	1- 0	3- 0				
0- 3	0- 1	0- 0	AWAY	0- 1	0- 0	0- 1				
1- 1	0- 0	0- 1	NEUTRAL	0- 0	0- 0	1- 0				
3- 5	0- 1	0- 2	NON-CONFERENCE	0- 1	1- 0	2- 1				
2- 1	0- 0	0- 1	HOME	0- 0	1- 0	1- 0				
0- 3	0- 1	0- 0	AWAY	0- 1	0- 0	0- 1				
1- 1	0- 0	0- 1	NEUTRAL	0- 0	0- 0	1- 0				
2- 0	0- 0	0- 0	CONFERENCE	0- 0	0- 0	2- 0				
2- 0	0- 0	0- 0	HOME	0- 0	0- 0	2- 0				
0- 0	0- 0	0- 0	AWAY	0- 0	0- 0	0- 0				
0- 0	0- 0	0- 0	NEUTRAL	0- 0	0- 0	0- 0				

RPI 1-25				RPI 26-50				RPI 51-100				RPI 101+ Team's RPI: 158			
RPI	S	Opponent	Score	RPI	S	Opponent	Score	RPI	S	Opponent	Score	RPI	S	Opponent	Score
18	A	Baylor	60 90	30	H	St. John's (NY)	48 49	99	A	Delaware	60 70	114	H	Albany (NY)	61 58
				40	N	Stetson	50 57					197	H	Monmouth	75 65
												203	N	Utah St.	68 65
												240	A	Northeastern	51 58
												258	H	Rider	60 46
												289	H	Boston U.	77 50
LAST 12 Division I GAMES:															
289	H	Boston U.	77 50	18	A	Baylor	60 90	203	N	Utah St.	68 65				
114	H	Albany (NY)	61 58	40	N	Stetson	50 57	30	H	St. John's (NY)	48 49				
258	H	Rider	60 46					240	A	Northeastern	51 58				
197	H	Monmouth	75 65					99	A	Delaware	60 70				

Non-Div I Games:

Marist

Average RPI Win:	239	WON-LOST	WINNING	LAST 10	STRENGTH OF	OPP. STRENGTH	TEAM	ADJ.	CONF.	ADJ CONF.
Average RPI Loss:	95	RECORD	PCT. RANK	GAMES	SCHEDULE	OF SCHEDULE	RPI	RPI	RPI	RPI
DIV. I ONLY	2- 6	268	2- 6	134	60	237	237	10	10	
DIV. I NON-CONF.	2- 6	267	2- 6	142	60	240	240	10	10	
TOTALS	RPI 1-25	RPI 26-50	W-L RECORDS	RPI 51-100	RPI 101-150	RPI 150+				
2- 6	0- 2	0- 0	OVERALL	0- 2	0- 0	2- 2				
2- 2	0- 1	0- 0	HOME	0- 1	0- 0	2- 0				
0- 4	0- 1	0- 0	AWAY	0- 1	0- 0	0- 2				
0- 0	0- 0	0- 0	NEUTRAL	0- 0	0- 0	0- 0				
2- 6	0- 2	0- 0	NON-CONFERENCE	0- 2	0- 0	2- 2				
2- 2	0- 1	0- 0	HOME	0- 1	0- 0	2- 0				
0- 4	0- 1	0- 0	AWAY	0- 1	0- 0	0- 2				
0- 0	0- 0	0- 0	NEUTRAL	0- 0	0- 0	0- 0				
0- 0	0- 0	0- 0	CONFERENCE	0- 0	0- 0	0- 0				
0- 0	0- 0	0- 0	HOME	0- 0	0- 0	0- 0				
0- 0	0- 0	0- 0	AWAY	0- 0	0- 0	0- 0				
0- 0	0- 0	0- 0	NEUTRAL	0- 0	0- 0	0- 0				

RPI 1-25				RPI 26-50				RPI 51-100				RPI 101+ Team's RPI: 237			
RPI	S	Opponent	Score	RPI	S	Opponent	Score	RPI	S	Opponent	Score	RPI	S	Opponent	Score
5	H	Green Bay	66 94					75	A	Auburn	53 79	151	A	Wisconsin	64 89
13	A	Duke	51 83					97	H	South Dakota	65 69	224	H	Loyola Chicago	86 71
												226	A	Wake Forest	77 89
												254	H	Milwaukee	85 80
LAST 12 Division I GAMES:															
151	A	Wisconsin	64 89	224	H	Loyola Chicago	86 71								
75	A	Auburn	53 79	5	H	Green Bay	66 94								
97	H	South Dakota	65 69												
254	H	Milwaukee	85 80												
13	A	Duke	51 83												
226	A	Wake Forest	77 89												

Non-Div I Games:

Marquette

Average RPI Win:	203	WON-LOST	WINNING	LAST 10	STRENGTH OF	OPP. STRENGTH	TEAM	ADJ.	CONF.	ADJ CONF.
Average RPI Loss:	148	RECORD	PCT. RANK	GAMES	SCHEDULE	OF SCHEDULE	RPI	RPI	RPI	RPI
DIV. I ONLY	4- 2	86	4- 2	189	177	83	83	19	19	
DIV. I NON-CONF.	4- 2	84	4- 2	196	175	84	84	20	20	
TOTALS	RPI 1-25	RPI 26-50	W-L RECORDS	RPI 51-100	RPI 101-150	RPI 150+				
4- 2	0- 0	0- 0	OVERALL	0- 0	0- 1	4- 1				
1- 0	0- 0	0- 0	HOME	0- 0	0- 0	1- 0				
2- 2	0- 0	0- 0	AWAY	0- 0	0- 1	2- 1				
1- 0	0- 0	0- 0	NEUTRAL	0- 0	0- 0	1- 0				
4- 2	0- 0	0- 0	NON-CONFERENCE	0- 0	0- 1	4- 1				
1- 0	0- 0	0- 0	HOME	0- 0	0- 0	1- 0				
2- 2	0- 0	0- 0	AWAY	0- 0	0- 1	2- 1				
1- 0	0- 0	0- 0	NEUTRAL	0- 0	0- 0	1- 0				
0- 0	0- 0	0- 0	CONFERENCE	0- 0	0- 0	0- 0				
0- 0	0- 0	0- 0	HOME	0- 0	0- 0	0- 0				
0- 0	0- 0	0- 0	AWAY	0- 0	0- 0	0- 0				
0- 0	0- 0	0- 0	NEUTRAL	0- 0	0- 0	0- 0				

RPI 1-25				RPI 26-50				RPI 51-100				Team's RPI: 83		RPI 101+			
RPI	S	Opponent	Score	RPI	S	Opponent	Score	RPI	S	Opponent	Score			RPI	S	Opponent	Score
														129	A	Eastern Ky.	58 63
														157	A	Rhode Island	61 45
														166	A	Cornell	49 58
														171	A	Coastal Caro.	77 65
														184	N	Fairfield	68 55
														299	H	UMES	74 57
LAST 12 Division I GAMES:																	
				184	N	Fairfield	68 55					129	A	Eastern Ky.	58 63		
				157	A	Rhode Island	61 45					171	A	Coastal Caro.	77 65		
												166	A	Cornell	49 58		
												299	H	UMES	74 57		

Non-Div I Games: Salem Int'l 84 41

Marshall

Average RPI Win: 175		WON-LOST	WINNING	LAST 10	STRENGTH OF	OPP. STRENGTH	TEAM	ADJ.	CONF.	ADJ CONF.
Average RPI Loss: 26		RECORD	PCT. RANK	GAMES	SCHEDULE	OF SCHEDULE	RPI	RPI	RPI	RPI
DIV. I ONLY		8- 2	39	8- 2	117	35	42	42	1	1
DIV. I NON-CONF.		8- 2	39	8- 2	125	35	43	43	1	1
TOTALS	RPI 1-25	RPI 26-50		W-L RECORDS		RPI 51-100	RPI 101-150	RPI 150+		
8- 2	1- 1	2- 1		OVERALL		1- 0	0- 0	4- 0		
6- 0	0- 0	1- 0		HOME		1- 0	0- 0	4- 0		
1- 1	0- 1	1- 0		AWAY		0- 0	0- 0	0- 0		
1- 1	1- 0	0- 1		NEUTRAL		0- 0	0- 0	0- 0		
8- 2	1- 1	2- 1		NON-CONFERENCE		1- 0	0- 0	4- 0		
6- 0	0- 0	1- 0		HOME		1- 0	0- 0	4- 0		
1- 1	0- 1	1- 0		AWAY		0- 0	0- 0	0- 0		
1- 1	1- 0	0- 1		NEUTRAL		0- 0	0- 0	0- 0		
0- 0	0- 0	0- 0		CONFERENCE		0- 0	0- 0	0- 0		
0- 0	0- 0	0- 0		HOME		0- 0	0- 0	0- 0		
0- 0	0- 0	0- 0		AWAY		0- 0	0- 0	0- 0		
0- 0	0- 0	0- 0		NEUTRAL		0- 0	0- 0	0- 0		

RPI 1-25				Team's RPI: 42		RPI 51-100				RPI 101+					
RPI	S	Opponent	Score	RPI	S	Opponent	Score	RPI	S	Opponent	Score	RPI	S	Opponent	Score
2	A	Notre Dame	72 92	36	H	South Fla.	85 67	81	H	American	94 50	246	H	Towson	81 52
15	N	James Madison	80 64	44	A	George Washington	75 65					310	H	Wagner	97 24
				49	N	Washington St.	64 70					325	H	Loyola Maryland	65 43
												342	H	Mt. St. Mary's	109 45
LAST 12 Division I GAMES:															
				81	H	American	94 50	15	N	James Madison	80 64				
				246	H	Towson	81 52	325	H	Loyola Maryland	65 43				
				2	A	Notre Dame	72 92	44	A	George Washington	75 65				
				49	N	Washington St.	64 70	36	H	South Fla.	85 67				
								310	H	Wagner	97 24				
								342	H	Mt. St. Mary's	109 45				

Non-Div I Games:

Maryland

■ Loss, ■ Non-Conf, S Site, H Home A Away N Neutral

Massachusetts

Through Games Of Dec. 14, 2014

Average RPI Win:	209	WON-LOST	WINNING	LAST 10	STRENGTH OF	OPP. STRENGTH	TEAM	ADJ.	CONF.	ADJ CONF.
Average RPI Loss:	87	RECORD	PCT. RANK	GAMES	SCHEDULE	OF SCHEDULE	RPI	RPI	RPI	RPI
DIV. I ONLY	5- 4	146	5- 4	217	95	179	179	8	8	
DIV. I NON-CONF.	5- 4	146	5- 4	221	95	181	181	8	8	
TOTALS	RPI 1-25	RPI 26-50	W-L RECORDS	RPI 51-100	RPI 101-150	RPI 150+				
5- 4	0- 0	0- 1	OVERALL	1- 1	1- 2	3- 0				
4- 1	0- 0	0- 0	HOME	1- 0	1- 1	2- 0				
1- 2	0- 0	0- 0	AWAY	0- 1	0- 1	1- 0				
0- 1	0- 0	0- 1	NEUTRAL	0- 0	0- 0	0- 0				
5- 4	0- 0	0- 1	NON-CONFERENCE	1- 1	1- 2	3- 0				
4- 1	0- 0	0- 0	HOME	1- 0	1- 1	2- 0				
1- 2	0- 0	0- 0	AWAY	0- 1	0- 1	1- 0				
0- 1	0- 0	0- 1	NEUTRAL	0- 0	0- 0	0- 0				
0- 0	0- 0	0- 0	CONFERENCE	0- 0	0- 0	0- 0				
0- 0	0- 0	0- 0	HOME	0- 0	0- 0	0- 0				
0- 0	0- 0	0- 0	AWAY	0- 0	0- 0	0- 0				
0- 0	0- 0	0- 0	NEUTRAL	0- 0	0- 0	0- 0				

RPI S	Opponent	Score	RPI S	Opponent	Score	RPI S	Opponent	Score	RPI S	Opponent	Score	Team's RPI: 179
29 N	Florida St.	47 73	59 A	Central Mich.	70 72	120 A	Western Mich.	41 63	133 H	Maine	68 60	
			81 H	American	71 61	138 H	Harvard	62 75	227 H	UCF	67 62	
						266 H	Holy Cross	72 61	336 A	North Texas	56 46	
LAST 12 Division I GAMES:												
266 H	Holy Cross	72 61	133 H	Maine	68 60							
81 H	American	71 61	59 A	Central Mich.	70 72							
138 H	Harvard	62 75	120 A	Western Mich.	41 63							
227 H	UCF	67 62										
29 N	Florida St.	47 73										
336 A	North Texas	56 46										

Non-Div I Games:

Massachusetts

Loss, Non-Conf, S Site, H Home A Away N Neutral



Average RPI Win:	216	WON-LOST	WINNING	LAST 10	STRENGTH OF	OPP. STRENGTH	TEAM	ADJ.	CONF.	ADJ CONF.
Average RPI Loss:	119	RECORD	PCT. RANK	GAMES	SCHEDULE	OF SCHEDULE	RPI	RPI	RPI	RPI
DIV. I ONLY	1- 3	268	1- 3	23	308	200	200	25	25	
DIV. I NON-CONF.	1- 3	267	1- 3	25	308	200	200	25	25	
TOTALS	RPI 1-25	RPI 26-50	W-L RECORDS	RPI 51-100	RPI 101-150	RPI 150+				
1- 3	0- 1	0- 1	OVERALL	0- 0	0- 0	1- 1				
1- 1	0- 1	0- 0	HOME	0- 0	0- 0	1- 0				
0- 2	0- 0	0- 1	AWAY	0- 0	0- 0	0- 1				
0- 0	0- 0	0- 0	NEUTRAL	0- 0	0- 0	0- 0				
1- 3	0- 1	0- 1	NON-CONFERENCE	0- 0	0- 0	1- 1				
1- 1	0- 1	0- 0	HOME	0- 0	0- 0	1- 0				
0- 2	0- 0	0- 1	AWAY	0- 0	0- 0	0- 1				
0- 0	0- 0	0- 0	NEUTRAL	0- 0	0- 0	0- 0				
0- 0	0- 0	0- 0	CONFERENCE	0- 0	0- 0	0- 0				
0- 0	0- 0	0- 0	HOME	0- 0	0- 0	0- 0				
0- 0	0- 0	0- 0	AWAY	0- 0	0- 0	0- 0				
0- 0	0- 0	0- 0	NEUTRAL	0- 0	0- 0	0- 0				

RPI 1-25				RPI 26-50				RPI 51-100				RPI 101+ Team's RPI: 200			
RPI	S	Opponent	Score	RPI	S	Opponent	Score	RPI	S	Opponent	Score	RPI	S	Opponent	Score
21	H	Tulane	55 75	34	A	Texas A&M	27 93					216	H	Southern Miss.	57 55
												303	A	La.-Monroe	63 66
LAST 12 Division I GAMES:															
21	H	Tulane	55 75	303	A	La.-Monroe	63 66	34	A	Texas A&M	27 93	216	H	Southern Miss.	57 55

Non-Div I Games: Centenary (LA) 86 35 LSU-Alexandria 79 70 Wiley 67 66 Louisiana Col. 83 61  
McNeese St.

Average RPI Win:	218	WON-LOST	WINNING	LAST 10	STRENGTH OF	OPP. STRENGTH	TEAM	ADJ.	CONF.	ADJ CONF.
Average RPI Loss:	52	RECORD	PCT. RANK	GAMES	SCHEDULE	OF SCHEDULE	RPI	RPI	RPI	RPI
DIV. I ONLY	5- 4	146	5- 4	120	74	125	125	7	7	
DIV. I NON-CONF.	5- 4	146	5- 4	128	75	128	128	7	7	
TOTALS	RPI 1-25	RPI 26-50	W-L RECORDS	RPI 51-100	RPI 101-150	RPI 150+				
5- 4	0- 0	0- 2	OVERALL	1- 2	0- 0	4- 0				
4- 2	0- 0	0- 1	HOME	1- 1	0- 0	3- 0				
1- 2	0- 0	0- 1	AWAY	0- 1	0- 0	1- 0				
0- 0	0- 0	0- 0	NEUTRAL	0- 0	0- 0	0- 0				
5- 4	0- 0	0- 2	NON-CONFERENCE	1- 2	0- 0	4- 0				
4- 2	0- 0	0- 1	HOME	1- 1	0- 0	3- 0				
1- 2	0- 0	0- 1	AWAY	0- 1	0- 0	1- 0				
0- 0	0- 0	0- 0	NEUTRAL	0- 0	0- 0	0- 0				
0- 0	0- 0	0- 0	CONFERENCE	0- 0	0- 0	0- 0				
0- 0	0- 0	0- 0	HOME	0- 0	0- 0	0- 0				
0- 0	0- 0	0- 0	AWAY	0- 0	0- 0	0- 0				
0- 0	0- 0	0- 0	NEUTRAL	0- 0	0- 0	0- 0				

RPI S	Opponent	Score	RPI S	Opponent	Score	RPI S	Opponent	Score	RPI S	Opponent	Score	Team's RPI: 125
32	H UALR	59 66	51	H Minnesota	62 68	201	H Samford	64 48				
38	A Illinois	58 60	59	H Central Mich.	62 61	222	H Missouri St.	79 63				
			86	A Southern Ill.	75 82	292	A Georgetown	63 46				
						318	H Austin Peay	65 60				
LAST 12 Division I GAMES:												
292	A Georgetown	63 46	51	H Minnesota	62 68							
59	H Central Mich.	62 61	38	A Illinois	58 60							
318	H Austin Peay	65 60	201	H Samford	64 48							
32	H UALR	59 66	222	H Missouri St.	79 63							
86	A Southern Ill.	75 82										

Non-Div I Games:

Memphis

Average RPI Win:	197	WON-LOST	WINNING	LAST 10	STRENGTH OF	OPP. STRENGTH	TEAM	ADJ.	CONF.	ADJ CONF.
Average RPI Loss:	55	RECORD	PCT. RANK	GAMES	SCHEDULE	OF SCHEDULE	RPI	RPI	RPI	RPI
DIV. I ONLY	6- 3	86	6- 3	113	126	66	66	15	15	
DIV. I NON-CONF.	6- 3	84	6- 3	121	125	67	67	15	15	
TOTALS	RPI 1-25	RPI 26-50	W-L RECORDS	RPI 51-100	RPI 101-150	RPI 150+				
6- 3	0- 1	0- 0	OVERALL	1- 2	2- 0	3- 0				
3- 1	0- 0	0- 0	HOME	0- 1	1- 0	2- 0				
3- 2	0- 1	0- 0	AWAY	1- 1	1- 0	1- 0				
0- 0	0- 0	0- 0	NEUTRAL	0- 0	0- 0	0- 0				
6- 3	0- 1	0- 0	NON-CONFERENCE	1- 2	2- 0	3- 0				
3- 1	0- 0	0- 0	HOME	0- 1	1- 0	2- 0				
3- 2	0- 1	0- 0	AWAY	1- 1	1- 0	1- 0				
0- 0	0- 0	0- 0	NEUTRAL	0- 0	0- 0	0- 0				
0- 0	0- 0	0- 0	CONFERENCE	0- 0	0- 0	0- 0				
0- 0	0- 0	0- 0	HOME	0- 0	0- 0	0- 0				
0- 0	0- 0	0- 0	AWAY	0- 0	0- 0	0- 0				
0- 0	0- 0	0- 0	NEUTRAL	0- 0	0- 0	0- 0				

RPI 1-25				RPI 26-50				RPI 51-100				Team's RPI: 66	RPI 101+			
RPI	S	Opponent	Score	RPI	S	Opponent	Score	RPI	S	Opponent	Score		RPI	S	Opponent	Score
25	A	Mississippi St.	66 97					54	H	Georgia	49 68		129	H	Eastern Ky.	69 64
								86	A	Southern Ill.	52 67		130	A	Alabama	46 39
								100	A	Saint Louis	80 75		256	A	Ga. Southern	84 61
													268	H	Tennessee Tech	73 67
													296	H	Jackson St.	80 48
LAST 12 Division I GAMES:																
				54	H	Georgia	49 68					130	A	Alabama	46 39	
				86	A	Southern Ill.	52 67					256	A	Ga. Southern	84 61	
				100	A	Saint Louis	80 75					25	A	Mississippi St.	66 97	
				268	H	Tennessee Tech	73 67									
				129	H	Eastern Ky.	69 64									
				296	H	Jackson St.	80 48									

Non-Div I Games:

Mercer

Average RPI Win:	268	WON-LOST	WINNING	LAST 10	STRENGTH OF	OPP. STRENGTH	TEAM	ADJ.	CONF.	ADJ CONF.
Average RPI Loss:	7	RECORD	PCT. RANK	GAMES	SCHEDULE	OF SCHEDULE	RPI	RPI	RPI	RPI
DIV. I ONLY	7- 2	48	7- 2	307	133	183	183	4	4	
DIV. I NON-CONF.	7- 2	48	7- 2	307	132	186	186	4	4	
TOTALS	RPI 1-25	RPI 26-50	W-L RECORDS	RPI 51-100	RPI 101-150	RPI 150+				
7- 2	0- 2	0- 0	OVERALL	0- 0	0- 0	7- 0				
7- 1	0- 1	0- 0	HOME	0- 0	0- 0	7- 0				
0- 1	0- 1	0- 0	AWAY	0- 0	0- 0	0- 0				
0- 0	0- 0	0- 0	NEUTRAL	0- 0	0- 0	0- 0				
7- 2	0- 2	0- 0	NON-CONFERENCE	0- 0	0- 0	7- 0				
7- 1	0- 1	0- 0	HOME	0- 0	0- 0	7- 0				
0- 1	0- 1	0- 0	AWAY	0- 0	0- 0	0- 0				
0- 0	0- 0	0- 0	NEUTRAL	0- 0	0- 0	0- 0				
0- 0	0- 0	0- 0	CONFERENCE	0- 0	0- 0	0- 0				
0- 0	0- 0	0- 0	HOME	0- 0	0- 0	0- 0				
0- 0	0- 0	0- 0	AWAY	0- 0	0- 0	0- 0				
0- 0	0- 0	0- 0	NEUTRAL	0- 0	0- 0	0- 0				

RPI 1-25			RPI 26-50			RPI 51-100			RPI 101+			Team's RPI: 183
RPI	S	Opponent	Score	RPI	S	Opponent	Score	RPI	S	Opponent	Score	
4	H	Arizona St.	61 65					151	H	Wisconsin	66 54	
10	A	Middle Tenn.	48 53					217	H	North Florida	81 53	
								248	H	Tulsa	69 57	
								294	H	Oakland	66 53	
								307	H	Jacksonville	65 36	
								313	H	Coppin St.	70 54	
								346	H	Illinois St.	95 44	
LAST 12 Division I GAMES:												
4	H	Arizona St.	61 65	313	H	Coppin St.	70 54					
217	H	North Florida	81 53	307	H	Jacksonville	65 36					
10	A	Middle Tenn.	48 53	151	H	Wisconsin	66 54					
294	H	Oakland	66 53	248	H	Tulsa	69 57					
				346	H	Illinois St.	95 44					

Non-Div I Games:

Miami (FL)

Average RPI Win:	229	WON-LOST	WINNING	LAST 10	STRENGTH OF	OPP. STRENGTH	TEAM	ADJ.	CONF.	ADJ CONF.
Average RPI Loss:	183	RECORD	PCT. RANK	GAMES	SCHEDULE	OF SCHEDULE	RPI	RPI	RPI	RPI
DIV. I ONLY	1- 4	298	1- 4	193	299	302	302	20	20	
DIV. I NON-CONF.	1- 4	295	1- 4	200	300	301	301	21	21	
TOTALS	RPI 1-25	RPI 26-50	W-L RECORDS	RPI 51-100	RPI 101-150	RPI 150+				
1- 4	0- 0	0- 0	OVERALL	0- 2	0- 0	1- 2				
1- 1	0- 0	0- 0	HOME	0- 1	0- 0	1- 0				
0- 3	0- 0	0- 0	AWAY	0- 1	0- 0	0- 2				
0- 0	0- 0	0- 0	NEUTRAL	0- 0	0- 0	0- 0				
1- 4	0- 0	0- 0	NON-CONFERENCE	0- 2	0- 0	1- 2				
1- 1	0- 0	0- 0	HOME	0- 1	0- 0	1- 0				
0- 3	0- 0	0- 0	AWAY	0- 1	0- 0	0- 2				
0- 0	0- 0	0- 0	NEUTRAL	0- 0	0- 0	0- 0				
0- 0	0- 0	0- 0	CONFERENCE	0- 0	0- 0	0- 0				
0- 0	0- 0	0- 0	HOME	0- 0	0- 0	0- 0				
0- 0	0- 0	0- 0	AWAY	0- 0	0- 0	0- 0				
0- 0	0- 0	0- 0	NEUTRAL	0- 0	0- 0	0- 0				

RPI 1-25			RPI 26-50			RPI 51-100			RPI 101+			Team's RPI: 302
RPI	S	Opponent	Score	RPI	S	Opponent	Score	RPI	S	Opponent	Score	
						76	A Michigan St.	39	85	229	H Valparaiso	82 59
						87	H Ill.-Chicago	69	72	273	A Evansville	41 51
										294	A Oakland	51 65
LAST 12 Division I GAMES:												
273	A	Evansville	41	51	76	A	Michigan St.	39	85			
229	H	Valparaiso	82	59	294	A	Oakland	51	65			
					87	H	Ill.-Chicago	69	72			

Non-Div I Games: Cincinnati Christia75 53

Miami (OH)

Average RPI Win:	132	WON-LOST	WINNING	LAST 10	STRENGTH OF	OPP. STRENGTH	TEAM	ADJ.	CONF.	ADJ CONF.
Average RPI Loss:	23	RECORD	PCT. RANK	GAMES	SCHEDULE	OF SCHEDULE	RPI	RPI	RPI	RPI
DIV. I ONLY	6- 3	86	6- 3	8	46	24	24	1	1	
DIV. I NON-CONF.	6- 3	84	6- 3	8	46	23	23	1	1	
TOTALS	RPI 1-25	RPI 26-50	W-L RECORDS	RPI 51-100	RPI 101-150	RPI 150+				
6- 3	0- 2	1- 1	OVERALL	1- 0	1- 0	3- 0				
4- 1	0- 1	0- 0	HOME	1- 0	1- 0	2- 0				
0- 2	0- 1	0- 1	AWAY	0- 0	0- 0	0- 0				
2- 0	0- 0	1- 0	NEUTRAL	0- 0	0- 0	1- 0				
6- 3	0- 2	1- 1	NON-CONFERENCE	1- 0	1- 0	3- 0				
4- 1	0- 1	0- 0	HOME	1- 0	1- 0	2- 0				
0- 2	0- 1	0- 1	AWAY	0- 0	0- 0	0- 0				
2- 0	0- 0	1- 0	NEUTRAL	0- 0	0- 0	1- 0				
0- 0	0- 0	0- 0	CONFERENCE	0- 0	0- 0	0- 0				
0- 0	0- 0	0- 0	HOME	0- 0	0- 0	0- 0				
0- 0	0- 0	0- 0	AWAY	0- 0	0- 0	0- 0				
0- 0	0- 0	0- 0	NEUTRAL	0- 0	0- 0	0- 0				

RPI 1-25				RPI 26-50				RPI 51-100				RPI 101+			
RPI	S	Opponent	Score	RPI	S	Opponent	Score	RPI	S	Opponent	Score	RPI	S	Opponent	Score
2	A	Notre Dame	50 70	45	A	Pittsburgh	64 85	71	H	Bucknell	68 61	120	H	Western Mich.	74 47
22	H	Princeton	55 85	49	N	Washington St.	76 64					154	H	Detroit	76 57
												169	N	San Diego St.	70 50
												226	H	Wake Forest	83 69
LAST 12 Division I GAMES:															
169	N	San Diego St.	70 50	2	A	Notre Dame	50 70								
49	N	Washington St.	76 64	22	H	Princeton	55 85								
120	H	Western Mich.	74 47	226	H	Wake Forest	83 69								
45	A	Pittsburgh	64 85												
71	H	Bucknell	68 61												
154	H	Detroit	76 57												

Non-Div I Games:

Michigan

Average RPI Win:	229	WON-LOST	WINNING	LAST 10	STRENGTH OF	OPP. STRENGTH	TEAM	ADJ.	CONF.	ADJ CONF.
Average RPI Loss:	28	RECORD	PCT. RANK	GAMES	SCHEDULE	OF SCHEDULE	RPI	RPI	RPI	RPI
DIV. I ONLY	6- 2	60	6- 2	121	143	76	76	1	1	
DIV. I NON-CONF.	6- 2	61	6- 2	129	145	77	77	1	1	
TOTALS	RPI 1-25	RPI 26-50	W-L RECORDS	RPI 51-100	RPI 101-150	RPI 150+				
6- 2	0- 1	0- 0	OVERALL	0- 1	1- 0	5- 0				
5- 1	0- 1	0- 0	HOME	0- 0	1- 0	4- 0				
1- 1	0- 0	0- 0	AWAY	0- 1	0- 0	1- 0				
0- 0	0- 0	0- 0	NEUTRAL	0- 0	0- 0	0- 0				
6- 2	0- 1	0- 0	NON-CONFERENCE	0- 1	1- 0	5- 0				
5- 1	0- 1	0- 0	HOME	0- 0	1- 0	4- 0				
1- 1	0- 0	0- 0	AWAY	0- 1	0- 0	1- 0				
0- 0	0- 0	0- 0	NEUTRAL	0- 0	0- 0	0- 0				
0- 0	0- 0	0- 0	CONFERENCE	0- 0	0- 0	0- 0				
0- 0	0- 0	0- 0	HOME	0- 0	0- 0	0- 0				
0- 0	0- 0	0- 0	AWAY	0- 0	0- 0	0- 0				
0- 0	0- 0	0- 0	NEUTRAL	0- 0	0- 0	0- 0				

RPI 1-25				RPI 26-50				RPI 51-100 Team's RPI: 76				RPI 101+			
RPI	S	Opponent	Score	RPI	S	Opponent	Score	RPI	S	Opponent	Score	RPI	S	Opponent	Score
2	H	Notre Dame	63 71					54	A	Georgia	60 69	115	H	Georgia Tech	79 73
												165	H	Eastern Mich.	69 61
												224	A	Loyola Chicago	90 38
												271	H	IUPUI	64 45
												294	H	Oakland	79 64
												302	H	Miami (OH)	85 39
LAST 12 Division I GAMES:															
2	H	Notre Dame	63 71	224	A	Loyola Chicago	90 38	54	A	Georgia	60 69	115	H	Georgia Tech	79 73
165	H	Eastern Mich.	69 61									302	H	Miami (OH)	85 39
												294	H	Oakland	79 64
												271	H	IUPUI	64 45

Non-Div I Games:

Michigan St.

## Middle Tenn.

Through Games Of Dec. 14, 2014

Average RPI Win:	147	WON-LOST	WINNING	LAST 10	STRENGTH OF	OPP. STRENGTH	TEAM	ADJ.	CONF.	ADJ CONF.
Average RPI Loss:	16	RECORD	PCT. RANK	GAMES	SCHEDULE	OF SCHEDULE	RPI	RPI	RPI	RPI
DIV. I ONLY	4- 3	132	4- 3	1	86	10	10	19	19	
DIV. I NON-CONF.	4- 3	134	4- 3	2	86	10	10	20	20	
TOTALS	RPI 1-25	RPI 26-50	W-L RECORDS	RPI 51-100	RPI 101-150	RPI 150+				
4- 3	0- 2	0- 1	OVERALL	1- 0	1- 0	2- 0				
3- 1	0- 0	0- 1	HOME	1- 0	1- 0	1- 0				
1- 2	0- 2	0- 0	AWAY	0- 0	0- 0	1- 0				
0- 0	0- 0	0- 0	NEUTRAL	0- 0	0- 0	0- 0				
4- 3	0- 2	0- 1	NON-CONFERENCE	1- 0	1- 0	2- 0				
3- 1	0- 0	0- 1	HOME	1- 0	1- 0	1- 0				
1- 2	0- 2	0- 0	AWAY	0- 0	0- 0	1- 0				
0- 0	0- 0	0- 0	NEUTRAL	0- 0	0- 0	0- 0				
0- 0	0- 0	0- 0	CONFERENCE	0- 0	0- 0	0- 0				
0- 0	0- 0	0- 0	HOME	0- 0	0- 0	0- 0				
0- 0	0- 0	0- 0	AWAY	0- 0	0- 0	0- 0				
0- 0	0- 0	0- 0	NEUTRAL	0- 0	0- 0	0- 0				

RPI 1-25				RPI 26-50				RPI 51-100				RPI 101+			
RPI	S	Opponent	Score	RPI	S	Opponent	Score	RPI	S	Opponent	Score	RPI	S	Opponent	Score
3	A	Kentucky	62 78	41	H	Arkansas	51 58	89	H	Clemson	69 28	141	H	Xavier	90 68
4	A	Arizona St.	67 81									175	A	Ole Miss	71 65
												183	H	Miami (FL)	53 48
LAST 12 Division I GAMES:															
3	A	Kentucky	62 78	41	H	Arkansas	51 58	89	H	Clemson	69 28	141	H	Xavier	90 68
141	H	Xavier	90 68	183	H	Miami (FL)	53 48	4	A	Arizona St.	67 81				
89	H	Clemson	69 28												
175	A	Ole Miss	71 65												

Non-Div I Games:

Middle Tenn.

■ Loss, 
 ■ Non-Conf, 
 ■ S Site, 
 ■ H Home 
 ■ A Away 
 N Neutral



## Milwaukee

Through Games Of Dec. 14, 2014

Average RPI Win:	315	WON-LOST	WINNING	LAST 10	STRENGTH OF	OPP. STRENGTH	TEAM	ADJ.	CONF.	ADJ CONF.
Average RPI Loss:	181	RECORD	PCT. RANK	GAMES	SCHEDULE	OF SCHEDULE	RPI	RPI	RPI	RPI
DIV. I ONLY	3- 6	229	3- 6	194	340	254	254	9	9	
DIV. I NON-CONF.	3- 6	226	3- 6	201	340	257	257	9	9	
TOTALS	RPI 1-25	RPI 26-50	W-L RECORDS	RPI 51-100	RPI 101-150	RPI 150+				
3- 6	0- 0	0- 0	OVERALL	0- 2	0- 1	3- 3				
1- 3	0- 0	0- 0	HOME	0- 1	0- 0	1- 2				
2- 3	0- 0	0- 0	AWAY	0- 1	0- 1	2- 1				
0- 0	0- 0	0- 0	NEUTRAL	0- 0	0- 0	0- 0				
3- 6	0- 0	0- 0	NON-CONFERENCE	0- 2	0- 1	3- 3				
1- 3	0- 0	0- 0	HOME	0- 1	0- 0	1- 2				
2- 3	0- 0	0- 0	AWAY	0- 1	0- 1	2- 1				
0- 0	0- 0	0- 0	NEUTRAL	0- 0	0- 0	0- 0				
0- 0	0- 0	0- 0	CONFERENCE	0- 0	0- 0	0- 0				
0- 0	0- 0	0- 0	HOME	0- 0	0- 0	0- 0				
0- 0	0- 0	0- 0	AWAY	0- 0	0- 0	0- 0				
0- 0	0- 0	0- 0	NEUTRAL	0- 0	0- 0	0- 0				

RPI 1-25				RPI 26-50				RPI 51-100				RPI 101+ Team's RPI: 254			
RPI	S	Opponent	Score	RPI	S	Opponent	Score	RPI	S	Opponent	Score	RPI	S	Opponent	Score
								82	H	Indiana	56 82	112	A	Missouri	55 68
								94	A	North Dakota	76 83	237	A	Marquette	80 85
												247	H	Bowling Green	50 60
												281	A	North Dakota St.	77 73
												315	H	Omaha	61 64
												320	H	Eastern Ill.	72 63
												343	A	UMKC	72 60
LAST 12 Division I GAMES:															
				343	A	UMKC	72 60	82	H	Indiana	56 82				
				112	A	Missouri	55 68	320	H	Eastern Ill.	72 63				
				237	A	Marquette	80 85	315	H	Omaha	61 64				
				247	H	Bowling Green	50 60								
				94	A	North Dakota	76 83								
				281	A	North Dakota St.	77 73								

Non-Div I Games:

Milwaukee

■ Loss, 
 ■ Non-Conf, 
 ■ S Site, 
 ■ H Home 
 ■ A Away 
 N Neutral

Average RPI Win:	163	WON-LOST	WINNING	LAST 10	STRENGTH OF	OPP. STRENGTH	TEAM	ADJ.	CONF.	ADJ CONF.
Average RPI Loss:	26	RECORD	PCT. RANK	GAMES	SCHEDULE	OF SCHEDULE	RPI	RPI	RPI	RPI
DIV. I ONLY	9- 1	17	9- 1	228	13	51	51	1	1	
DIV. I NON-CONF.	9- 1	17	9- 1	231	13	53	53	1	1	
TOTALS	RPI 1-25	RPI 26-50	W-L RECORDS	RPI 51-100	RPI 101-150	RPI 150+				
9- 1	0- 0	0- 1	OVERALL	2- 0	3- 0	4- 0				
4- 0	0- 0	0- 0	HOME	0- 0	1- 0	3- 0				
3- 0	0- 0	0- 0	AWAY	2- 0	1- 0	0- 0				
2- 1	0- 0	0- 1	NEUTRAL	0- 0	1- 0	1- 0				
9- 1	0- 0	0- 1	NON-CONFERENCE	2- 0	3- 0	4- 0				
4- 0	0- 0	0- 0	HOME	0- 0	1- 0	3- 0				
3- 0	0- 0	0- 0	AWAY	2- 0	1- 0	0- 0				
2- 1	0- 0	0- 1	NEUTRAL	0- 0	1- 0	1- 0				
0- 0	0- 0	0- 0	CONFERENCE	0- 0	0- 0	0- 0				
0- 0	0- 0	0- 0	HOME	0- 0	0- 0	0- 0				
0- 0	0- 0	0- 0	AWAY	0- 0	0- 0	0- 0				
0- 0	0- 0	0- 0	NEUTRAL	0- 0	0- 0	0- 0				

RPI 1-25				RPI 26-50				RPI 51-100				Team's RPI: 51	RPI 101+			
RPI	S	Opponent	Score	RPI	S	Opponent	Score	RPI	S	Opponent	Score		RPI	S	Opponent	Score
				26	N	Vanderbilt	54 71	88	A	North Carolina St.	60 55		115	N	Georgia Tech	72 69
								94	A	North Dakota	68 55		118	H	Cleveland St.	93 76
													125	A	Memphis	68 62
													210	H	Southeastern La.	109 60
													212	H	Butler	88 86
													242	H	Southern U.	107 62
													263	N	Col. of Charleston	74 50
LAST 12 Division I GAMES:																
				242	H	Southern U.	107 62	94	A	North Dakota	68 55					
				125	A	Memphis	68 62	212	H	Butler	88 86					
				118	H	Cleveland St.	93 76	88	A	North Carolina St.	60 55					
				210	H	Southeastern La.	109 60	115	N	Georgia Tech	72 69					
								263	N	Col. of Charleston	74 50					
								26	N	Vanderbilt	54 71					

Non-Div I Games:

Minnesota

## Mississippi St.

Through Games Of Dec. 14, 2014

Average RPI Win:	170	WON-LOST	WINNING	LAST 10	STRENGTH OF	OPP. STRENGTH	TEAM	ADJ.	CONF.	ADJ CONF.
Average RPI Loss:	0	RECORD	PCT. RANK	GAMES	SCHEDULE	OF SCHEDULE	RPI	RPI	RPI	RPI
DIV. I ONLY	10- 0	1	10- 0	168	73	25	25	3	3	
DIV. I NON-CONF.	10- 0	1	10- 0	175	74	24	24	3	3	
TOTALS	RPI 1-25		RPI 26-50	W-L RECORDS	RPI 51-100	RPI 101-150	RPI 150+			
10- 0	1- 0		1- 0	OVERALL	1- 0	1- 0	6- 0			
8- 0	1- 0		1- 0	HOME	1- 0	1- 0	4- 0			
2- 0	0- 0		0- 0	AWAY	0- 0	0- 0	2- 0			
0- 0	0- 0		0- 0	NEUTRAL	0- 0	0- 0	0- 0			
10- 0	1- 0		1- 0	NON-CONFERENCE	1- 0	1- 0	6- 0			
8- 0	1- 0		1- 0	HOME	1- 0	1- 0	4- 0			
2- 0	0- 0		0- 0	AWAY	0- 0	0- 0	2- 0			
0- 0	0- 0		0- 0	NEUTRAL	0- 0	0- 0	0- 0			
0- 0	0- 0		0- 0	CONFERENCE	0- 0	0- 0	0- 0			
0- 0	0- 0		0- 0	HOME	0- 0	0- 0	0- 0			
0- 0	0- 0		0- 0	AWAY	0- 0	0- 0	0- 0			
0- 0	0- 0		0- 0	NEUTRAL	0- 0	0- 0	0- 0			

RPI 1-25				RPI 26-50				RPI 51-100				RPI 101+			
RPI	S	Opponent	Score	RPI	S	Opponent	Score	RPI	S	Opponent	Score	RPI	S	Opponent	Score
11	H	Western Ky.	88 77	33	H	West Virginia	74 61	66	H	Mercer	97 66	113	H	Arkansas St.	93 83
												180	H	Louisiana Tech	81 77
												210	H	Southeastern La.	97 36
												216	A	Southern Miss.	73 46
												281	H	North Dakota St.	109 58
												284	A	New Orleans	85 45
												303	H	La.-Monroe	80 46
LAST 12 Division I GAMES:															
216	A	Southern Miss.	73 46	210	H	Southeastern La.	97 36								
180	H	Louisiana Tech	81 77	281	H	North Dakota St.	109 58								
113	H	Arkansas St.	93 83	284	A	New Orleans	85 45								
66	H	Mercer	97 66	303	H	La.-Monroe	80 46								
				11	H	Western Ky.	88 77								
				33	H	West Virginia	74 61								

Non-Div I Games:

Mississippi St.

■ Loss, 
 ■ Non-Conf, S Site, 
 ■ Home 
 ■ Away 
 N Neutral

Average RPI Win:	0	WON-LOST	WINNING	LAST 10	STRENGTH OF	OPP. STRENGTH	TEAM	ADJ.	CONF.	ADJ CONF.
Average RPI Loss:	182	RECORD	PCT. RANK	GAMES	SCHEDULE	OF SCHEDULE	RPI	RPI	RPI	RPI
DIV. I ONLY	0- 6	332	0- 6	71	335	304	304	32	32	
DIV. I NON-CONF.	0- 6	329	0- 6	77	337	303	303	32	32	
TOTALS	RPI 1-25	RPI 26-50	W-L RECORDS	RPI 51-100	RPI 101-150	RPI 150+				
0- 6	0- 1	0- 1	OVERALL	0- 0	0- 0	0- 4				
0- 0	0- 0	0- 0	HOME	0- 0	0- 0	0- 0				
0- 5	0- 1	0- 1	AWAY	0- 0	0- 0	0- 3				
0- 1	0- 0	0- 0	NEUTRAL	0- 0	0- 0	0- 1				
0- 6	0- 1	0- 1	NON-CONFERENCE	0- 0	0- 0	0- 4				
0- 0	0- 0	0- 0	HOME	0- 0	0- 0	0- 0				
0- 5	0- 1	0- 1	AWAY	0- 0	0- 0	0- 3				
0- 1	0- 0	0- 0	NEUTRAL	0- 0	0- 0	0- 1				
0- 0	0- 0	0- 0	CONFERENCE	0- 0	0- 0	0- 0				
0- 0	0- 0	0- 0	HOME	0- 0	0- 0	0- 0				
0- 0	0- 0	0- 0	AWAY	0- 0	0- 0	0- 0				
0- 0	0- 0	0- 0	NEUTRAL	0- 0	0- 0	0- 0				

RPI 1-25				RPI 26-50				RPI 51-100				RPI 101+ Team's RPI: 304			
RPI	S	Opponent	Score	RPI	S	Opponent	Score	RPI	S	Opponent	Score	RPI	S	Opponent	Score
21	A	Tulane	47 87	26	A	Vanderbilt	37 63					175	A	Ole Miss	38 91
												216	A	Southern Miss.	51 69
												312	N	George Mason	62 71
												343	A	UMKC	46 62
LAST 12 Division I GAMES:															
26	A	Vanderbilt	37 63	175	A	Ole Miss	38 91								
312	N	George Mason	62 71	21	A	Tulane	47 87								
343	A	UMKC	46 62												
216	A	Southern Miss.	51 69												

Non-Div I Games: Talladega 59 38 Philander Smith 71 65

Mississippi Val.

Loss, Non-Conf, S Site, Home A Away N Neutral

Average RPI Win:	208	WON-LOST	WINNING	LAST 10	STRENGTH OF	OPP. STRENGTH	TEAM	ADJ.	CONF.	ADJ CONF.
Average RPI Loss:	143	RECORD	PCT. RANK	GAMES	SCHEDULE	OF SCHEDULE	RPI	RPI	RPI	RPI
DIV. I ONLY	8- 2	39	8- 2	250	135	112	112	3	3	
DIV. I NON-CONF.	8- 2	39	8- 2	254	134	114	114	3	3	
TOTALS	RPI 1-25	RPI 26-50	W-L RECORDS	RPI 51-100	RPI 101-150	RPI 150+				
8- 2	0- 1	0- 0	OVERALL	2- 0	0- 0	6- 1				
7- 0	0- 0	0- 0	HOME	2- 0	0- 0	5- 0				
0- 1	0- 0	0- 0	AWAY	0- 0	0- 0	0- 1				
1- 1	0- 1	0- 0	NEUTRAL	0- 0	0- 0	1- 0				
8- 2	0- 1	0- 0	NON-CONFERENCE	2- 0	0- 0	6- 1				
7- 0	0- 0	0- 0	HOME	2- 0	0- 0	5- 0				
0- 1	0- 0	0- 0	AWAY	0- 0	0- 0	0- 1				
1- 1	0- 1	0- 0	NEUTRAL	0- 0	0- 0	1- 0				
0- 0	0- 0	0- 0	CONFERENCE	0- 0	0- 0	0- 0				
0- 0	0- 0	0- 0	HOME	0- 0	0- 0	0- 0				
0- 0	0- 0	0- 0	AWAY	0- 0	0- 0	0- 0				
0- 0	0- 0	0- 0	NEUTRAL	0- 0	0- 0	0- 0				

RPI 1-25				RPI 26-50				RPI 51-100				RPI 101+				Team's RPI: 112	
RPI	S	Opponent	Score	RPI	S	Opponent	Score	RPI	S	Opponent	Score	RPI	S	Opponent	Score		
16	N	California	70 82					62	H	Colorado	53 50	187	H	Western Ill.	89 52		
								100	H	Saint Louis	74 55	224	H	Loyola Chicago	56 45		
												239	H	Southeast Mo. St.	88 42		
												254	H	Milwaukee	68 55		
												270	A	Bradley	64 76		
												275	N	UNLV	79 60		
												322	H	Northern Ill.	47 40		
LAST 12 Division I GAMES:																	
				224	H	Loyola Chicago	56 45					322	H	Northern Ill.	47 40		
				254	H	Milwaukee	68 55					62	H	Colorado	53 50		
				16	N	California	70 82					100	H	Saint Louis	74 55		
				275	N	UNLV	79 60					270	A	Bradley	64 76		
				239	H	Southeast Mo. St.	88 42										
				187	H	Western Ill.	89 52										

Non-Div I Games:

Missouri

■ Loss, 
 ■ Non-Conf, S Site, 
 ■ Home 
 ■ Away 
 N Neutral

Average RPI Win:	257	WON-LOST	WINNING	LAST 10	STRENGTH OF	OPP. STRENGTH	TEAM	ADJ.	CONF.	ADJ CONF.
Average RPI Loss:	112	RECORD	PCT. RANK	GAMES	SCHEDULE	OF SCHEDULE	RPI	RPI	RPI	RPI
DIV. I ONLY	2- 7	287	2- 7	70	165	222	222	16	16	
DIV. I NON-CONF.	2- 7	283	2- 7	76	165	219	219	16	16	
TOTALS	RPI 1-25	RPI 26-50	W-L RECORDS	RPI 51-100	RPI 101-150	RPI 150+				
2- 7	0- 0	0- 2	OVERALL	0- 1	0- 1	2- 3				
2- 1	0- 0	0- 1	HOME	0- 0	0- 0	2- 0				
0- 5	0- 0	0- 1	AWAY	0- 1	0- 1	0- 2				
0- 1	0- 0	0- 0	NEUTRAL	0- 0	0- 0	0- 1				
2- 7	0- 0	0- 2	NON-CONFERENCE	0- 1	0- 1	2- 3				
2- 1	0- 0	0- 1	HOME	0- 0	0- 0	2- 0				
0- 5	0- 0	0- 1	AWAY	0- 1	0- 1	0- 2				
0- 1	0- 0	0- 0	NEUTRAL	0- 0	0- 0	0- 1				
0- 0	0- 0	0- 0	CONFERENCE	0- 0	0- 0	0- 0				
0- 0	0- 0	0- 0	HOME	0- 0	0- 0	0- 0				
0- 0	0- 0	0- 0	AWAY	0- 0	0- 0	0- 0				
0- 0	0- 0	0- 0	NEUTRAL	0- 0	0- 0	0- 0				

RPI 1-25				RPI 26-50				RPI 51-100				RPI 101+				Team's RPI: 222	
RPI	S	Opponent	Score	RPI	S	Opponent	Score	RPI	S	Opponent	Score	RPI	S	Opponent	Score		
				32	A	UALR	48 61	62	A	Colorado	59 87	125	A	Memphis	63 79		
				41	H	Arkansas	50 59					160	A	Oklahoma St.	36 77		
												174	N	TCU	68 82		
												193	A	Oral Roberts	57 70		
												243	H	SIUE	75 69		
												271	H	IUPUI	68 58		
LAST 12 Division I GAMES:																	
				160	A	Oklahoma St.	36 77	271	H	IUPUI	68 58						
				32	A	UALR	48 61	41	H	Arkansas	50 59						
				125	A	Memphis	63 79	243	H	SIUE	75 69						
								174	N	TCU	68 82						
								62	A	Colorado	59 87						
								193	A	Oral Roberts	57 70						

Non-Div I Games:

Missouri St.

■ Loss, 
 ■ Non-Conf, 
 ■ S Site, 
 ■ H Home 
 ■ A Away 
 N Neutral

Average RPI Win:	256	WON-LOST	WINNING	LAST 10	STRENGTH OF	OPP. STRENGTH	TEAM	ADJ.	CONF.	ADJ CONF.
Average RPI Loss:	135	RECORD	PCT. RANK	GAMES	SCHEDULE	OF SCHEDULE	RPI	RPI	RPI	RPI
DIV. I ONLY	5- 4	146	5- 4	270	180	197	197	22	22	
DIV. I NON-CONF.	4- 3	134	4- 3	293	214	206	206	19	19	
TOTALS	RPI 1-25	RPI 26-50	W-L RECORDS	RPI 51-100	RPI 101-150	RPI 150+				
5- 4	0- 0	0- 0	OVERALL	0- 1	0- 1	5- 2				
3- 1	0- 0	0- 0	HOME	0- 1	0- 0	3- 0				
2- 3	0- 0	0- 0	AWAY	0- 0	0- 1	2- 2				
0- 0	0- 0	0- 0	NEUTRAL	0- 0	0- 0	0- 0				
4- 3	0- 0	0- 0	NON-CONFERENCE	0- 1	0- 1	4- 1				
2- 1	0- 0	0- 0	HOME	0- 1	0- 0	2- 0				
2- 2	0- 0	0- 0	AWAY	0- 0	0- 1	2- 1				
0- 0	0- 0	0- 0	NEUTRAL	0- 0	0- 0	0- 0				
1- 1	0- 0	0- 0	CONFERENCE	0- 0	0- 0	1- 1				
1- 0	0- 0	0- 0	HOME	0- 0	0- 0	1- 0				
0- 1	0- 0	0- 0	AWAY	0- 0	0- 0	0- 1				
0- 0	0- 0	0- 0	NEUTRAL	0- 0	0- 0	0- 0				

RPI S	Opponent	Score	RPI S	Opponent	Score	RPI S	Opponent	Score	RPI S	Opponent	Score
						61	H Lehigh	70 82	141	A Xavier	45 61
									158	A Marist	65 75
									161	H Iona	75 74
									181	A Yale	58 62
									230	H Fairleigh Dickinson	71 66
									269	H Colgate	82 62
									309	A LIU Brooklyn	78 57
									310	A Wagner	82 59
LAST 12 Division I GAMES:											
			269	H Colgate	82 62				158	A Marist	65 75
			141	A Xavier	45 61				181	A Yale	58 62
			161	H Iona	75 74				310	A Wagner	82 59
									230	H Fairleigh Dickinson	71 66
									309	A LIU Brooklyn	78 57
									61	H Lehigh	70 82

Non-Div I Games:

Average RPI Win:	237	WON-LOST	WINNING	LAST 10	STRENGTH OF	OPP. STRENGTH	TEAM	ADJ.	CONF.	ADJ CONF.
Average RPI Loss:	151	RECORD	PCT. RANK	GAMES	SCHEDULE	OF SCHEDULE	RPI	RPI	RPI	RPI
DIV. I ONLY	2- 4	229	2- 4	165	219	215	215	23	23	
DIV. I NON-CONF.	2- 4	226	2- 4	172	221	213	213	23	23	
TOTALS	RPI 1-25	RPI 26-50	W-L RECORDS	RPI 51-100	RPI 101-150	RPI 150+				
2- 4	0- 1	0- 0	OVERALL	0- 1	0- 0	2- 2				
0- 1	0- 0	0- 0	HOME	0- 0	0- 0	0- 1				
1- 1	0- 0	0- 0	AWAY	0- 1	0- 0	1- 0				
1- 2	0- 1	0- 0	NEUTRAL	0- 0	0- 0	1- 1				
2- 4	0- 1	0- 0	NON-CONFERENCE	0- 1	0- 0	2- 2				
0- 1	0- 0	0- 0	HOME	0- 0	0- 0	0- 1				
1- 1	0- 0	0- 0	AWAY	0- 1	0- 0	1- 0				
1- 2	0- 1	0- 0	NEUTRAL	0- 0	0- 0	1- 1				
0- 0	0- 0	0- 0	CONFERENCE	0- 0	0- 0	0- 0				
0- 0	0- 0	0- 0	HOME	0- 0	0- 0	0- 0				
0- 0	0- 0	0- 0	AWAY	0- 0	0- 0	0- 0				
0- 0	0- 0	0- 0	NEUTRAL	0- 0	0- 0	0- 0				

RPI S	Opponent	Score	RPI S	Opponent	Score	RPI S	Opponent	Score	RPI S	Opponent	Score	Team's RPI: 215
22 N	Princeton	55 80				93 A	Pacific	50 62	214 N	Charlotte	67 58	
									226 N	Wake Forest	60 73	
									259 A	Portland	69 55	
									261 H	Wyoming	54 60	
LAST 12 Division I GAMES:												
259 A	Portland	69 55										
261 H	Wyoming	54 60										
226 N	Wake Forest	60 73										
22 N	Princeton	55 80										
214 N	Charlotte	67 58										
93 A	Pacific	50 62										

Non-Div I Games: Montana Western 55 44 Carroll (MT) 64 34

Montana



Average RPI Win:	247	WON-LOST	WINNING	LAST 10	STRENGTH OF	OPP. STRENGTH	TEAM	ADJ.	CONF.	ADJ CONF.
Average RPI Loss:	97	RECORD	PCT. RANK	GAMES	SCHEDULE	OF SCHEDULE	RPI	RPI	RPI	RPI
DIV. I ONLY	4- 4	154	4- 4	153	215	143	143	23	23	
DIV. I NON-CONF.	4- 4	154	4- 4	157	216	146	146	23	23	
TOTALS	RPI 1-25	RPI 26-50	W-L RECORDS	RPI 51-100	RPI 101-150	RPI 150+				
4- 4	0- 0	0- 0	OVERALL	0- 2	0- 2	4- 0				
2- 1	0- 0	0- 0	HOME	0- 0	0- 1	2- 0				
1- 3	0- 0	0- 0	AWAY	0- 2	0- 1	1- 0				
1- 0	0- 0	0- 0	NEUTRAL	0- 0	0- 0	1- 0				
4- 4	0- 0	0- 0	NON-CONFERENCE	0- 2	0- 2	4- 0				
2- 1	0- 0	0- 0	HOME	0- 0	0- 1	2- 0				
1- 3	0- 0	0- 0	AWAY	0- 2	0- 1	1- 0				
1- 0	0- 0	0- 0	NEUTRAL	0- 0	0- 0	1- 0				
0- 0	0- 0	0- 0	CONFERENCE	0- 0	0- 0	0- 0				
0- 0	0- 0	0- 0	HOME	0- 0	0- 0	0- 0				
0- 0	0- 0	0- 0	AWAY	0- 0	0- 0	0- 0				
0- 0	0- 0	0- 0	NEUTRAL	0- 0	0- 0	0- 0				

RPI 1-25				RPI 26-50				RPI 51-100				RPI 101+				Team's RPI: 143	
RPI	S	Opponent	Score	RPI	S	Opponent	Score	RPI	S	Opponent	Score	RPI	S	Opponent	Score		
								63	A	CSUN	66	78	106	H	Gonzaga	60	89
								90	A	San Diego	64	79	127	A	Boise St.	60	75
													223	H	Seattle	74	61
													232	A	Cal St. Fullerton	63	47
													261	H	Wyoming	79	52
													271	N	IUPUI	80	74
LAST 12 Division I GAMES:																	
				232	A	Cal St. Fullerton	63	47					261	H	Wyoming	79	52
				127	A	Boise St.	60	75					271	N	IUPUI	80	74
									63	A	CSUN	66	78				
									90	A	San Diego	64	79				
									223	H	Seattle	74	61				
									106	H	Gonzaga	60	89				

Non-Div I Games: Great Falls 87 71

Montana St.

Loss, Non-Conf, S Site, H Home A Away N Neutral

Average RPI Win:	281	WON-LOST	WINNING	LAST 10	STRENGTH OF	OPP. STRENGTH	TEAM	ADJ.	CONF.	ADJ CONF.
Average RPI Loss:	124	RECORD	PCT. RANK	GAMES	SCHEDULE	OF SCHEDULE	RPI	RPI	RPI	RPI
DIV. I ONLY	3- 5	217	3- 5	10	339	95	95	27	27	
DIV. I NON-CONF.	3- 5	214	3- 5	12	339	96	96	27	27	
TOTALS	RPI 1-25	RPI 26-50	W-L RECORDS	RPI 51-100	RPI 101-150	RPI 150+				
3- 5	0- 1	0- 0	OVERALL	0- 2	0- 1	3- 1				
1- 1	0- 0	0- 0	HOME	0- 0	0- 0	1- 1				
2- 4	0- 1	0- 0	AWAY	0- 1	0- 1	2- 0				
0- 0	0- 0	0- 0	NEUTRAL	0- 0	0- 0	0- 0				
3- 5	0- 1	0- 0	NON-CONFERENCE	0- 2	0- 1	3- 1				
1- 1	0- 0	0- 0	HOME	0- 0	0- 0	1- 1				
2- 4	0- 1	0- 0	AWAY	0- 2	0- 1	2- 0				
0- 0	0- 0	0- 0	NEUTRAL	0- 0	0- 0	0- 0				
0- 0	0- 0	0- 0	CONFERENCE	0- 0	0- 0	0- 0				
0- 0	0- 0	0- 0	HOME	0- 0	0- 0	0- 0				
0- 0	0- 0	0- 0	AWAY	0- 0	0- 0	0- 0				
0- 0	0- 0	0- 0	NEUTRAL	0- 0	0- 0	0- 0				

RPI 1-25				RPI 26-50				RPI 51-100 Team's RPI: 95				RPI 101+			
RPI	S	Opponent	Score	RPI	S	Opponent	Score	RPI	S	Opponent	Score	RPI	S	Opponent	Score
3	A	Kentucky	62 91					72	A	Akron	61 89	132	A	Ohio	67 87
								82	A	Indiana	57 98	202	H	Georgia St.	74 72
												312	A	George Mason	79 70
												329	H	Lipscomb	59 61
												330	A	Norfolk St.	83 66
LAST 12 Division I GAMES:															
202	H	Georgia St.	74 72	82	A	Indiana	57 98								
72	A	Akron	61 89	3	A	Kentucky	62 91								
132	A	Ohio	67 87	312	A	George Mason	79 70								
329	H	Lipscomb	59 61	330	A	Norfolk St.	83 66								

Non-Div I Games:      Brescia                      98    68

Morehead St.

Average RPI Win:	0	WON-LOST	WINNING	LAST 10	STRENGTH OF	OPP. STRENGTH	TEAM	ADJ.	CONF.	ADJ CONF.
Average RPI Loss:	140	RECORD	PCT. RANK	GAMES	SCHEDULE	OF SCHEDULE	RPI	RPI	RPI	RPI
DIV. I ONLY	0- 8	332	0- 8	96	271	300	300	31	31	
DIV. I NON-CONF.	0- 6	329	0- 6	10	292	233	233	31	31	
TOTALS	RPI 1-25	RPI 26-50	W-L RECORDS	RPI 51-100	RPI 101-150	RPI 150+				
0- 8	0- 0	0- 0	OVERALL	0- 4	0- 1	0- 3				
0- 1	0- 0	0- 0	HOME	0- 0	0- 0	0- 1				
0- 7	0- 0	0- 0	AWAY	0- 4	0- 1	0- 1				
0- 0	0- 0	0- 0	NEUTRAL	0- 0	0- 0	0- 0				
0- 6	0- 0	0- 0	NON-CONFERENCE	0- 3	0- 1	0- 2				
0- 1	0- 0	0- 0	HOME	0- 0	0- 0	0- 1				
0- 5	0- 0	0- 0	AWAY	0- 3	0- 1	0- 1				
0- 0	0- 0	0- 0	NEUTRAL	0- 0	0- 0	0- 0				
0- 2	0- 0	0- 0	CONFERENCE	0- 1	0- 0	0- 1				
0- 0	0- 0	0- 0	HOME	0- 0	0- 0	0- 0				
0- 2	0- 0	0- 0	AWAY	0- 1	0- 0	0- 1				
0- 0	0- 0	0- 0	NEUTRAL	0- 0	0- 0	0- 0				

RPI 1-25				RPI 26-50				RPI 51-100				RPI 101+ Team's RPI: 300			
RPI	S	Opponent	Score	RPI	S	Opponent	Score	RPI	S	Opponent	Score	RPI	S	Opponent	Score
								54	A	Georgia	36 68	115	A	Georgia Tech	76 105
								56	A	Hampton	43 63	160	A	Oklahoma St.	43 73
								71	A	Bucknell	50 79	250	H	Stony Brook	48 50
								84	A	Texas Tech	57 65	330	A	Norfolk St.	63 68
LAST 12 Division I GAMES:															
				330	A	Norfolk St.	63 68					250	H	Stony Brook	48 50
				71	A	Bucknell	50 79					56	A	Hampton	43 63
				160	A	Oklahoma St.	43 73								
				84	A	Texas Tech	57 65								
				115	A	Georgia Tech	76 105								
				54	A	Georgia	36 68								

Non-Div I Games: Wesley 90 50 Washington Adventis66 44

Morgan St.

Average RPI Win:	331	WON-LOST	WINNING	LAST 10	STRENGTH OF	OPP. STRENGTH	TEAM	ADJ.	CONF.	ADJ CONF.
Average RPI Loss:	197	RECORD	PCT. RANK	GAMES	SCHEDULE	OF SCHEDULE	RPI	RPI	RPI	RPI
DIV. I ONLY	2- 7	287	0- 2	332	286	342	342	29	29	
DIV. I NON-CONF.	2- 7	283	0- 2	333	287	341	341	29	29	
TOTALS	RPI 1-25	RPI 26-50	W-L RECORDS	RPI 51-100	RPI 101-150	RPI 150+				
2- 7	0- 0	0- 1	OVERALL	0- 1	0- 1	2- 4				
2- 0	0- 0	0- 0	HOME	0- 0	0- 0	2- 0				
0- 7	0- 0	0- 0	AWAY	0- 0	0- 1	0- 0				
0- 0	0- 0	0- 0	NEUTRAL	0- 0	0- 0	0- 0				
2- 7	0- 0	0- 1	NON-CONFERENCE	0- 1	0- 1	2- 4				
2- 0	0- 0	0- 0	HOME	0- 0	0- 0	2- 0				
0- 7	0- 0	0- 1	AWAY	0- 1	0- 1	0- 4				
0- 0	0- 0	0- 0	NEUTRAL	0- 0	0- 0	0- 0				
0- 0	0- 0	0- 0	CONFERENCE	0- 0	0- 0	0- 0				
0- 0	0- 0	0- 0	HOME	0- 0	0- 0	0- 0				
0- 0	0- 0	0- 0	AWAY	0- 0	0- 0	0- 0				
0- 0	0- 0	0- 0	NEUTRAL	0- 0	0- 0	0- 0				

RPI S	Opponent	Score	RPI S	Opponent	Score	RPI S	Opponent	Score	RPI S	Opponent	Score	Team's RPI: 342
42	A Maryland	45 109	88	A North Carolina St.	60 85	124	A Fordham	37 61	173	A Davidson	62 67	
						299	A UMES	43 58	313	H Coppin St.	81 65	
						325	A Loyola Maryland	49 56	331	A Campbell	42 60	
						348	H Delaware St.	73 64				
LAST 12 Division I GAMES:												
173	A Davidson	62 67	124	A Fordham	37 61							
331	A Campbell	42 60	88	A North Carolina St.	60 85							
42	A Maryland	45 109	313	H Coppin St.	81 65							
			325	A Loyola Maryland	49 56							
			299	A UMES	43 58							
			348	H Delaware St.	73 64							

Non-Div I Games:

Mt. St. Mary's

Average RPI Win:	333	WON-LOST	WINNING	LAST 10	STRENGTH OF	OPP. STRENGTH	TEAM	ADJ.	CONF.	ADJ CONF.
Average RPI Loss:	209	RECORD	PCT. RANK	GAMES	SCHEDULE	OF SCHEDULE	RPI	RPI	RPI	RPI
DIV. I ONLY	2- 6	268	0- 1	278	347	334	334	27	27	
DIV. I NON-CONF.	2- 6	267	0- 1	278	347	333	333	27	27	
TOTALS	RPI 1-25	RPI 26-50	W-L RECORDS	RPI 51-100	RPI 101-150	RPI 150+				
2- 6	0- 0	0- 0	OVERALL	0- 1	0- 1	2- 4				
2- 2	0- 0	0- 0	HOME	0- 0	0- 1	2- 1				
0- 3	0- 0	0- 0	AWAY	0- 1	0- 0	0- 2				
0- 1	0- 0	0- 0	NEUTRAL	0- 0	0- 0	0- 1				
2- 6	0- 0	0- 0	NON-CONFERENCE	0- 1	0- 1	2- 4				
2- 2	0- 0	0- 0	HOME	0- 0	0- 1	2- 1				
0- 3	0- 0	0- 0	AWAY	0- 1	0- 0	0- 2				
0- 1	0- 0	0- 0	NEUTRAL	0- 0	0- 0	0- 1				
0- 0	0- 0	0- 0	CONFERENCE	0- 0	0- 0	0- 0				
0- 0	0- 0	0- 0	HOME	0- 0	0- 0	0- 0				
0- 0	0- 0	0- 0	AWAY	0- 0	0- 0	0- 0				
0- 0	0- 0	0- 0	NEUTRAL	0- 0	0- 0	0- 0				

RPI 1-25			RPI 26-50			RPI 51-100			RPI 101+			Team's RPI: 334
RPI	S	Opponent	Score	RPI	S	Opponent	Score	RPI	S	Opponent	Score	
						78 A Kennesaw St.	60 65			132 H Ohio	60 111	
										218 A Wright St.	68 75	
										257 A Ball St.	59 85	
										273 H Evansville	83 93	
										296 N Jackson St.	81 90	
										329 H Lipscomb	74 71	
										337 H Alabama A&M	102 81	
LAST 12 Division I GAMES:												
						296 N Jackson St.	81 90			257 A Ball St.	59 85	
						78 A Kennesaw St.	60 65			329 H Lipscomb	74 71	
						273 H Evansville	83 93			218 A Wright St.	68 75	
										337 H Alabama A&M	102 81	
										132 H Ohio	60 111	

Non-Div I Games: Blackburn 110 31

Murray St.

Average RPI Win:	255	WON-LOST	WINNING	LAST 10	STRENGTH OF	OPP. STRENGTH	TEAM	ADJ.	CONF.	ADJ CONF.
Average RPI Loss:	217	RECORD	PCT. RANK	GAMES	SCHEDULE	OF SCHEDULE	RPI	RPI	RPI	RPI
DIV. I ONLY	5- 3	109	5- 3	305	282	206	206	31	31	
DIV. I NON-CONF.	4- 2	84	4- 2	236	291	163	163	31	31	
TOTALS	RPI 1-25	RPI 26-50	W-L RECORDS	RPI 51-100	RPI 101-150	RPI 150+				
5- 3	0- 0	0- 0	OVERALL	0- 0	0- 1	5- 2				
2- 1	0- 0	0- 0	HOME	0- 0	0- 1	2- 0				
2- 2	0- 0	0- 0	AWAY	0- 0	0- 0	2- 2				
1- 0	0- 0	0- 0	NEUTRAL	0- 0	0- 0	1- 0				
4- 2	0- 0	0- 0	NON-CONFERENCE	0- 0	0- 1	4- 1				
2- 1	0- 0	0- 0	HOME	0- 0	0- 1	2- 0				
1- 1	0- 0	0- 0	AWAY	0- 0	0- 0	1- 1				
1- 0	0- 0	0- 0	NEUTRAL	0- 0	0- 0	1- 0				
1- 1	0- 0	0- 0	CONFERENCE	0- 0	0- 0	1- 1				
0- 0	0- 0	0- 0	HOME	0- 0	0- 0	0- 0				
1- 1	0- 0	0- 0	AWAY	0- 0	0- 0	1- 1				
0- 0	0- 0	0- 0	NEUTRAL	0- 0	0- 0	0- 0				

RPI 1-25				RPI 26-50				RPI 51-100				RPI 101+				Team's RPI: 206	
RPI	S	Opponent	Score	RPI	S	Opponent	Score	RPI	S	Opponent	Score	RPI	S	Opponent	Score		
												136	H	William & Mary	57	59	
												173	A	Davidson	62	57	
												193	N	Oral Roberts	47	38	
												216	A	Southern Miss.	48	72	
												279	H	Navy	52	47	
												297	A	Howard	80	69	
												299	A	UMES	43	58	
												332	H	UNC Asheville	63	46	
LAST 12 Division I GAMES:																	
				297	A	Howard	80	69				299	A	UMES	43	58	
				173	A	Davidson	62	57				279	H	Navy	52	47	
				216	A	Southern Miss.	48	72									
				193	N	Oral Roberts	47	38									
				136	H	William & Mary	57	59									
				332	H	UNC Asheville	63	46									

Non-Div I Games: Johnson C. Smith 76 45

N.C. A&amp;T

■ Loss, 
 ■ Non-Conf, 
 ■ S Site, 
 ■ H Home 
 ■ A Away 
 N Neutral

Average RPI Win:	316	WON-LOST	WINNING	LAST 10	STRENGTH OF	OPP. STRENGTH	TEAM	ADJ.	CONF.	ADJ CONF.
Average RPI Loss:	193	RECORD	PCT. RANK	GAMES	SCHEDULE	OF SCHEDULE	RPI	RPI	RPI	RPI
DIV. I ONLY	2- 8	298	2- 8	234	302	286	286	31	31	
DIV. I NON-CONF.	2- 6	267	2- 6	141	312	225	225	31	31	
TOTALS	RPI 1-25	RPI 26-50	W-L RECORDS	RPI 51-100	RPI 101-150	RPI 150+				
2- 8	0- 1	0- 1	OVERALL	0- 1	0- 0	2- 5				
1- 1	0- 0	0- 0	HOME	0- 1	0- 0	1- 0				
1- 7	0- 1	0- 1	AWAY	0- 0	0- 0	1- 5				
0- 0	0- 0	0- 0	NEUTRAL	0- 0	0- 0	0- 0				
2- 6	0- 1	0- 1	NON-CONFERENCE	0- 1	0- 0	2- 3				
1- 1	0- 0	0- 0	HOME	0- 1	0- 0	1- 0				
1- 5	0- 1	0- 1	AWAY	0- 0	0- 0	1- 3				
0- 0	0- 0	0- 0	NEUTRAL	0- 0	0- 0	0- 0				
0- 2	0- 0	0- 0	CONFERENCE	0- 0	0- 0	0- 2				
0- 0	0- 0	0- 0	HOME	0- 0	0- 0	0- 0				
0- 2	0- 0	0- 0	AWAY	0- 0	0- 0	0- 2				
0- 0	0- 0	0- 0	NEUTRAL	0- 0	0- 0	0- 0				

RPI 1-25				RPI 26-50				RPI 51-100				RPI 101+ Team's RPI: 286			
RPI	S	Opponent	Score	RPI	S	Opponent	Score	RPI	S	Opponent	Score	RPI	S	Opponent	Score
6	A	South Carolina	26 90	39	A	Syracuse	25 70	96	H	Winthrop	63 71	196	A	Virginia Tech	44 80
												282	A	Gardner-Webb	53 73
												297	A	Howard	65 70
												299	A	UMES	61 71
												300	A	Western Caro.	64 59
												331	A	Campbell	60 65
												332	H	UNC Asheville	55 52
LAST 12 Division I GAMES:															
332	H	UNC Asheville	55 52	39	A	Syracuse	25 70	196	A	Virginia Tech	44 80				
96	H	Winthrop	63 71					297	A	Howard	65 70				
282	A	Gardner-Webb	53 73					299	A	UMES	61 71				
331	A	Campbell	60 65					6	A	South Carolina	26 90				
300	A	Western Caro.	64 59												

Non-Div I Games:

N.C. Central

Average RPI Win:	253	WON-LOST	WINNING	LAST 10	STRENGTH OF	OPP. STRENGTH	TEAM	ADJ.	CONF.	ADJ CONF.
Average RPI Loss:	173	RECORD	PCT. RANK	GAMES	SCHEDULE	OF SCHEDULE	RPI	RPI	RPI	RPI
DIV. I ONLY	5- 7	208	5- 5	220	296	241	241	28	28	
DIV. I NON-CONF.	5- 7	203	5- 7	224	297	243	243	28	28	
TOTALS	RPI 1-25	RPI 26-50	W-L RECORDS	RPI 51-100	RPI 101-150	RPI 150+				
5- 7	0- 0	0- 1	OVERALL	0- 1	0- 1	5- 4				
3- 3	0- 0	0- 0	HOME	0- 1	0- 1	3- 1				
2- 3	0- 0	0- 1	AWAY	0- 0	0- 0	2- 2				
0- 1	0- 0	0- 0	NEUTRAL	0- 0	0- 0	0- 1				
5- 7	0- 0	0- 1	NON-CONFERENCE	0- 1	0- 1	5- 4				
3- 3	0- 0	0- 0	HOME	0- 1	0- 1	3- 1				
2- 3	0- 0	0- 1	AWAY	0- 0	0- 0	2- 2				
0- 1	0- 0	0- 0	NEUTRAL	0- 0	0- 0	0- 1				
0- 0	0- 0	0- 0	CONFERENCE	0- 0	0- 0	0- 0				
0- 0	0- 0	0- 0	HOME	0- 0	0- 0	0- 0				
0- 0	0- 0	0- 0	AWAY	0- 0	0- 0	0- 0				
0- 0	0- 0	0- 0	NEUTRAL	0- 0	0- 0	0- 0				

RPI 1-25				RPI 26-50				RPI 51-100				RPI 101+ Team's RPI: 241			
RPI	S	Opponent	Score	RPI	S	Opponent	Score	RPI	S	Opponent	Score	RPI	S	Opponent	Score
				30	A	St. John's (NY)	42 66	61	H	Lehigh	54 74	134	H	Hofstra	47 62
												178	A	Dartmouth	63 68
												185	A	Fla. Atlantic	65 57
												221	A	New Hampshire	56 61
												230	A	Fairleigh Dickinson	68 64
												267	H	Binghamton	52 48
												272	H	St. Francis Brooklyn	57 50
												281	N	North Dakota St.	48 60
												309	H	LIU Brooklyn	48 57
												310	H	Wagner	60 54
LAST 12 Division I GAMES:															
				30	A	St. John's (NY)	42 66	309	H	LIU Brooklyn	48 57				
				272	H	St. Francis Brooklyn	57 50	134	H	Hofstra	47 62				
				61	H	Lehigh	54 74	267	H	Binghamton	52 48				
				230	A	Fairleigh Dickinson	68 64	310	H	Wagner	60 54				
				178	A	Dartmouth	63 68	281	N	North Dakota St.	48 60				
				221	A	New Hampshire	56 61	185	A	Fla. Atlantic	65 57				

Non-Div I Games:

NJIT

■ Loss, 
 ■ Non-Conf, 
 ■ S Site, 
 ■ H Home 
 ■ A Away 
 N Neutral



Average RPI Win:	297	WON-LOST	WINNING	LAST 10	STRENGTH OF	OPP. STRENGTH	TEAM	ADJ.	CONF.	ADJ CONF.
Average RPI Loss:	180	RECORD	PCT. RANK	GAMES	SCHEDULE	OF SCHEDULE	RPI	RPI	RPI	RPI
DIV. I ONLY	4- 5	182	4- 5	275	325	279	279	18	18	
DIV. I NON-CONF.	4- 5	179	4- 5	276	325	281	281	18	18	
TOTALS	RPI 1-25	RPI 26-50	W-L RECORDS	RPI 51-100	RPI 101-150	RPI 150+				
4- 5	0- 0	0- 0	OVERALL	0- 0	0- 2	4- 3				
4- 1	0- 0	0- 0	HOME	0- 0	0- 1	4- 0				
0- 4	0- 0	0- 0	AWAY	0- 0	0- 1	0- 3				
0- 0	0- 0	0- 0	NEUTRAL	0- 0	0- 0	0- 0				
4- 5	0- 0	0- 0	NON-CONFERENCE	0- 0	0- 2	4- 3				
4- 1	0- 0	0- 0	HOME	0- 0	0- 1	4- 0				
0- 4	0- 0	0- 0	AWAY	0- 0	0- 1	0- 3				
0- 0	0- 0	0- 0	NEUTRAL	0- 0	0- 0	0- 0				
0- 0	0- 0	0- 0	CONFERENCE	0- 0	0- 0	0- 0				
0- 0	0- 0	0- 0	HOME	0- 0	0- 0	0- 0				
0- 0	0- 0	0- 0	AWAY	0- 0	0- 0	0- 0				
0- 0	0- 0	0- 0	NEUTRAL	0- 0	0- 0	0- 0				

RPI 1-25			RPI 26-50			RPI 51-100			RPI 101+			Team's RPI: 279
RPI	S	Opponent	Score	RPI	S	Opponent	Score	RPI	S	Opponent	Score	
								102	A	Elon	56	69
								110	H	Penn	51	60
								191	A	Oregon	64	72
								206	A	N.C. A&T	47	52
								246	H	Towson	55	51
								285	H	UNC Greensboro	71	64
								290	A	Portland St.	50	56
								312	H	George Mason	84	79
								345	H	Grand Canyon	60	51
LAST 12 Division I GAMES:												
191	A	Oregon	64	72	290	A	Portland St.	50	56			
102	A	Elon	56	69	246	H	Towson	55	51			
206	A	N.C. A&T	47	52	345	H	Grand Canyon	60	51			
					285	H	UNC Greensboro	71	64			
					312	H	George Mason	84	79			
					110	H	Penn	51	60			

Non-Div I Games: Mary Washington 79 59

Navy

Average RPI Win: <b>128</b>	WON-LOST	WINNING	LAST 10	STRENGTH OF	OPP. STRENGTH	TEAM	ADJ.	CONF.	ADJ CONF.
Average RPI Loss: <b>130</b>	RECORD	PCT. RANK	GAMES	SCHEDULE	OF SCHEDULE	RPI	RPI	RPI	RPI
DIV. I ONLY	<b>9- 1</b>	<b>17</b>	<b>9- 1</b>	<b>52</b>	<b>44</b>	<b>9</b>	<b>9</b>	<b>1</b>	<b>1</b>
DIV. I NON-CONF.	<b>9- 1</b>	<b>17</b>	<b>9- 1</b>	<b>55</b>	<b>44</b>	<b>9</b>	<b>9</b>	<b>1</b>	<b>1</b>
TOTALS	RPI 1-25	RPI 26-50	W-L RECORDS	RPI 51-100	RPI 101-150	RPI 150+			
9- 1	1- 0	1- 0	OVERALL	3- 0	1- 1	3- 0			
6- 0	1- 0	0- 0	HOME	1- 0	1- 0	3- 0			
3- 1	0- 0	1- 0	AWAY	2- 0	0- 1	0- 0			
0- 0	0- 0	0- 0	NEUTRAL	0- 0	0- 0	0- 0			
9- 1	1- 0	1- 0	NON-CONFERENCE	3- 0	1- 1	3- 0			
6- 0	1- 0	0- 0	HOME	1- 0	1- 0	3- 0			
3- 1	0- 0	1- 0	AWAY	2- 0	0- 1	0- 0			
0- 0	0- 0	0- 0	NEUTRAL	0- 0	0- 0	0- 0			
0- 0	0- 0	0- 0	CONFERENCE	0- 0	0- 0	0- 0			
0- 0	0- 0	0- 0	HOME	0- 0	0- 0	0- 0			
0- 0	0- 0	0- 0	AWAY	0- 0	0- 0	0- 0			
0- 0	0- 0	0- 0	NEUTRAL	0- 0	0- 0	0- 0			

RPI	S	Opponent	Score	RPI	S	Opponent	Score	RPI	S	Opponent	Score	RPI	S	Opponent	Score
13	H	Duke	60 54	49	A	Washington St.	82 61	57	A	Creighton	60 57	111	H	Pepperdine	100 65
								64	H	Bakersfield	54 45	130	A	Alabama	51 53
								98	A	UCLA	71 66	190	H	Northern Colo.	63 56
												231	H	Utah	66 43
												335	H	Alcorn	83 49
LAST 12 Division I GAMES:															
64	H	Bakersfield	54 45	190	H	Northern Colo.	63 56								
57	A	Creighton	60 57	98	A	UCLA	71 66								
130	A	Alabama	51 53	231	H	Utah	66 43								
13	H	Duke	60 54	49	A	Washington St.	82 61								
				335	H	Alcorn	83 49								
				111	H	Pepperdine	100 65								

Non-Div I Games:

Nebraska

## Nevada

Through Games Of Dec. 14, 2014

Average RPI Win:	312	WON-LOST	WINNING	LAST 10	STRENGTH OF	OPP. STRENGTH	TEAM	ADJ.	CONF.	ADJ CONF.
Average RPI Loss:	92	RECORD	PCT. RANK	GAMES	SCHEDULE	OF SCHEDULE	RPI	RPI	RPI	RPI
DIV. I ONLY	3- 5	217	0- 1	200	239	236	236	21	21	
DIV. I NON-CONF.	3- 5	214	0- 1	205	243	239	239	22	22	
TOTALS	RPI 1-25	RPI 26-50	W-L RECORDS	RPI 51-100	RPI 101-150	RPI 150+				
3- 5	0- 1	0- 0	OVERALL	0- 2	0- 1	3- 1				
2- 2	0- 0	0- 0	HOME	0- 1	0- 0	2- 1				
1- 3	0- 1	0- 0	AWAY	0- 1	0- 1	1- 0				
0- 0	0- 0	0- 0	NEUTRAL	0- 0	0- 0	0- 0				
3- 5	0- 1	0- 0	NON-CONFERENCE	0- 2	0- 1	3- 1				
2- 2	0- 0	0- 0	HOME	0- 1	0- 0	2- 1				
1- 3	0- 1	0- 0	AWAY	0- 1	0- 1	1- 0				
0- 0	0- 0	0- 0	NEUTRAL	0- 0	0- 0	0- 0				
0- 0	0- 0	0- 0	CONFERENCE	0- 0	0- 0	0- 0				
0- 0	0- 0	0- 0	HOME	0- 0	0- 0	0- 0				
0- 0	0- 0	0- 0	AWAY	0- 0	0- 0	0- 0				
0- 0	0- 0	0- 0	NEUTRAL	0- 0	0- 0	0- 0				

RPI S	Opponent	Score	RPI S	Opponent	Score	RPI S	Opponent	Score	RPI S	Opponent	Score	Team's RPI: 236
16	A California	54 76				74	A San Francisco	48 63	104	A BYU	60 65	
						93	H Pacific	53 64	175	H Ole Miss	66 77	
									259	H Portland	84 59	
									333	H UC Santa Barbara	71 58	
									345	A Grand Canyon	64 52	
LAST 12 Division I GAMES:												
175	H Ole Miss	66 77	16	A California	54 76							
345	A Grand Canyon	64 52	333	H UC Santa Barbara	71 58							
93	H Pacific	53 64										
259	H Portland	84 59										
74	A San Francisco	48 63										
104	A BYU	60 65										

Non-Div I Games: Cal St. Stanislaus 83 57

Nevada

Loss, 
Non-Conf, S Site, 
H Home
A Away 
N Neutral

New Hampshire

Through Games Of Dec. 14, 2014

Average RPI Win:	270	WON-LOST	WINNING	LAST 10	STRENGTH OF	OPP. STRENGTH	TEAM	ADJ.	CONF.	ADJ CONF.
Average RPI Loss:	117	RECORD	PCT. RANK	GAMES	SCHEDULE	OF SCHEDULE	RPI	RPI	RPI	RPI
DIV. I ONLY	4- 3	132	4- 3	321	115	221	221	24	24	
DIV. I NON-CONF.	4- 3	134	4- 3	321	116	218	218	24	24	
TOTALS	RPI 1-25	RPI 26-50	W-L RECORDS	RPI 51-100	RPI 101-150	RPI 150+				
4- 3	0- 0	0- 0	OVERALL	0- 1	0- 1	4- 1				
2- 1	0- 0	0- 0	HOME	0- 0	0- 0	2- 1				
2- 2	0- 0	0- 0	AWAY	0- 1	0- 1	2- 0				
0- 0	0- 0	0- 0	NEUTRAL	0- 0	0- 0	0- 0				
4- 3	0- 0	0- 0	NON-CONFERENCE	0- 1	0- 1	4- 1				
2- 1	0- 0	0- 0	HOME	0- 0	0- 0	2- 1				
2- 2	0- 0	0- 0	AWAY	0- 1	0- 1	2- 0				
0- 0	0- 0	0- 0	NEUTRAL	0- 0	0- 0	0- 0				
0- 0	0- 0	0- 0	CONFERENCE	0- 0	0- 0	0- 0				
0- 0	0- 0	0- 0	HOME	0- 0	0- 0	0- 0				
0- 0	0- 0	0- 0	AWAY	0- 0	0- 0	0- 0				
0- 0	0- 0	0- 0	NEUTRAL	0- 0	0- 0	0- 0				

RPI 1-25				RPI 26-50				RPI 51-100				RPI 101+				Team's RPI: 221	
RPI	S	Opponent	Score	RPI	S	Opponent	Score	RPI	S	Opponent	Score	RPI	S	Opponent	Score		
								77	A	Boston College	58	64	110	A	Penn	39	74
												163	H	Central Conn. St.	58	64	
												241	H	NJIT	61	56	
												251	H	Brown	60	57	
												289	A	Boston U.	67	55	
												297	A	Howard	78	68	
LAST 12 Division I GAMES:																	
				251	H	Brown	60	57	77	A	Boston College	58	64				
				297	A	Howard	78	68	289	A	Boston U.	67	55				
				241	H	NJIT	61	56	163	H	Central Conn. St.	58	64				
									110	A	Penn	39	74				

Non-Div I Games: Daniel Webster 84 32

New Hampshire

Loss, Non-Conf, S Site, H Home A Away N Neutral

Average RPI Win:	303	WON-LOST	WINNING	LAST 10	STRENGTH OF	OPP. STRENGTH	TEAM	ADJ.	CONF.	ADJ CONF.
Average RPI Loss:	108	RECORD	PCT. RANK	GAMES	SCHEDULE	OF SCHEDULE	RPI	RPI	RPI	RPI
DIV. I ONLY	2- 7	287	2- 7	83	220	244	244	21	21	
DIV. I NON-CONF.	2- 7	283	2- 7	90	222	246	246	22	22	
TOTALS	RPI 1-25	RPI 26-50	W-L RECORDS	RPI 51-100	RPI 101-150	RPI 150+				
2- 7	0- 2	0- 1	OVERALL	0- 1	0- 2	2- 1				
2- 2	0- 1	0- 0	HOME	0- 1	0- 0	2- 0				
0- 3	0- 1	0- 0	AWAY	0- 0	0- 1	0- 1				
0- 2	0- 0	0- 1	NEUTRAL	0- 0	0- 1	0- 0				
2- 7	0- 2	0- 1	NON-CONFERENCE	0- 1	0- 2	2- 1				
2- 2	0- 1	0- 0	HOME	0- 1	0- 0	2- 0				
0- 3	0- 1	0- 0	AWAY	0- 0	0- 1	0- 1				
0- 2	0- 0	0- 1	NEUTRAL	0- 0	0- 1	0- 0				
0- 0	0- 0	0- 0	CONFERENCE	0- 0	0- 0	0- 0				
0- 0	0- 0	0- 0	HOME	0- 0	0- 0	0- 0				
0- 0	0- 0	0- 0	AWAY	0- 0	0- 0	0- 0				
0- 0	0- 0	0- 0	NEUTRAL	0- 0	0- 0	0- 0				

RPI	S	Opponent	Score	RPI	S	Opponent	Score	RPI	S	Opponent	Score	RPI	S	Opponent	Score	Team's RPI: 244
17	H	Stanford	65 70	34	N	Texas A&M	52 66	69	H	UC Riverside	62 70	128	A	DePaul	59 97	
23	A	Texas	37 86									140	N	Tex.-Pan American	59 61	
												289	H	Boston U.	56 49	
												316	H	UTEP	72 57	
												347	A	New Mexico St.	59 70	
LAST 12 Division I GAMES:																
316	H	UTEP	72 57	69	H	UC Riverside	62 70	289	H	Boston U.	56 49	17	H	Stanford	65 70	
347	A	New Mexico St.	59 70	289	H	Boston U.	56 49	128	A	DePaul	59 97	34	N	Texas A&M	52 66	
23	A	Texas	37 86	17	H	Stanford	65 70	140	N	Tex.-Pan American	59 61					

Non-Div I Games:

New Mexico

Non-Conference Results				Through Games Of 2007-11/10/11						
Average RPI Win:	263	WON-LOST	WINNING	LAST 10	STRENGTH OF	OPP. STRENGTH	TEAM	ADJ.	CONF.	ADJ CONF.
Average RPI Loss:	242	RECORD	PCT. RANK	GAMES	SCHEDULE	OF SCHEDULE	RPI	RPI	RPI	RPI
DIV. I ONLY	2- 5	258	2- 5	345	234	347	347	33	33	
DIV. I NON-CONF.	2- 5	256	2- 5	346	238	347	347	33	33	
-----										
TOTALS	RPI 1-25		RPI 26-50		W-L RECORDS		RPI 51-100		RPI 101-150	RPI 150+
2- 5	0- 0		0- 0		OVERALL		0- 0		0- 1	2- 4
2- 2	0- 0		0- 0		HOME		0- 0		0- 0	2- 2
0- 3	0- 0		0- 0		AWAY		0- 0		0- 0	0- 0
0- 0	0- 0		0- 0		NEUTRAL		0- 0		0- 0	0- 0
2- 5	0- 0		0- 0		NON-CONFERENCE		0- 0		0- 1	2- 4
2- 2	0- 0		0- 0		HOME		0- 0		0- 0	2- 2
0- 3	0- 0		0- 0		AWAY		0- 0		0- 1	0- 2
0- 0	0- 0		0- 0		NEUTRAL		0- 0		0- 0	0- 0
0- 0	0- 0		0- 0		CONFERENCE		0- 0		0- 0	0- 0
0- 0	0- 0		0- 0		HOME		0- 0		0- 0	0- 0
0- 0	0- 0		0- 0		AWAY		0- 0		0- 0	0- 0
0- 0	0- 0		0- 0		NEUTRAL		0- 0		0- 0	0- 0

RPI 1-25				RPI 26-50				RPI 51-100				RPI 101+				Team's RPI: 347	
RPI	S	Opponent	Score	RPI	S	Opponent	Score	RPI	S	Opponent	Score	RPI	S	Opponent	Score		
												127	A	Boise St.	45	70	
												232	H	Cal St. Fullerton	51	66	
												235	A	Sacramento St.	85	93	
												244	H	New Mexico	70	59	
												281	H	North Dakota St.	79	59	
												298	H	Weber St.	97	100	
												316	A	UTEP	73	78	
LAST 12 Division I GAMES:																	
				281	H	North Dakota St.	79 59	316	A	UTEP	73 78						
				244	H	New Mexico	70 59										
				232	H	Cal St. Fullerton	51 66										
				298	H	Weber St.	97 100										
				235	A	Sacramento St.	85 93										
				127	A	Boise St.	45 70										

Non-Div I Games:	Eastern N.M.	79	51
------------------	--------------	----	----

New Mexico St.

Loss, Non-Conf, S Site, H Home A Away N Neutral

Average RPI Win:	0	WON-LOST	WINNING	LAST 10	STRENGTH OF	OPP. STRENGTH	TEAM	ADJ.	CONF.	ADJ CONF.
Average RPI Loss:	162	RECORD	PCT. RANK	GAMES	SCHEDULE	OF SCHEDULE	RPI	RPI	RPI	RPI
DIV. I ONLY	0- 3	332	0- 0	38	348	284	284	25	25	
DIV. I NON-CONF.	0- 3	329	0- 0	40	348	286	286	25	25	
TOTALS	RPI 1-25	RPI 26-50	W-L RECORDS	RPI 51-100	RPI 101-150	RPI 150+				
0- 3	0- 1	0- 0	OVERALL	0- 0	0- 1	0- 1				
0- 1	0- 1	0- 0	HOME	0- 0	0- 0	0- 0				
0- 2	0- 0	0- 0	AWAY	0- 0	0- 0	0- 0				
0- 0	0- 0	0- 0	NEUTRAL	0- 0	0- 0	0- 0				
0- 3	0- 1	0- 0	NON-CONFERENCE	0- 0	0- 1	0- 1				
0- 1	0- 1	0- 0	HOME	0- 0	0- 0	0- 0				
0- 2	0- 0	0- 0	AWAY	0- 0	0- 1	0- 1				
0- 0	0- 0	0- 0	NEUTRAL	0- 0	0- 0	0- 0				
0- 0	0- 0	0- 0	CONFERENCE	0- 0	0- 0	0- 0				
0- 0	0- 0	0- 0	HOME	0- 0	0- 0	0- 0				
0- 0	0- 0	0- 0	AWAY	0- 0	0- 0	0- 0				
0- 0	0- 0	0- 0	NEUTRAL	0- 0	0- 0	0- 0				

RPI S	RPI 1-25	Score	RPI S	RPI 26-50	Score	RPI S	RPI 51-100	Score	RPI S	RPI 101+	Team's RPI: 284
25	H Mississippi St.	45 85							117	A Jacksonville St.	51 65
									345	A Grand Canyon	57 59
LAST 12 Division I GAMES:											
						345	A Grand Canyon	57 59			
						25	H Mississippi St.	45 85			
						117	A Jacksonville St.	51 65			

Non-Div I Games: West Ala. 54 66 Crowley's Ridge 87 54

New Orleans

Loss, Non-Conf, S Site, H Home A Away N Neutral

Average RPI Win:	254	WON-LOST	WINNING	LAST 10	STRENGTH OF	OPP. STRENGTH	TEAM	ADJ.	CONF.	ADJ CONF.
Average RPI Loss:	108	RECORD	PCT. RANK	GAMES	SCHEDULE	OF SCHEDULE	RPI	RPI	RPI	RPI
DIV. I ONLY	4- 3	132	4- 3	306	120	194	194	22	22	
DIV. I NON-CONF.	2- 3	204	2- 3	162	136	143	143	19	19	
TOTALS	RPI 1-25	RPI 26-50	W-L RECORDS	RPI 51-100	RPI 101-150	RPI 150+				
4- 3	0- 0	0- 1	OVERALL	0- 1	0- 0	4- 1				
3- 0	0- 0	0- 0	HOME	0- 0	0- 0	3- 0				
1- 3	0- 0	0- 1	AWAY	0- 1	0- 0	1- 1				
0- 0	0- 0	0- 0	NEUTRAL	0- 0	0- 0	0- 0				
2- 3	0- 0	0- 1	NON-CONFERENCE	0- 1	0- 0	2- 1				
1- 0	0- 0	0- 0	HOME	0- 0	0- 0	1- 0				
1- 3	0- 0	0- 1	AWAY	0- 1	0- 0	1- 1				
0- 0	0- 0	0- 0	NEUTRAL	0- 0	0- 0	0- 0				
2- 0	0- 0	0- 0	CONFERENCE	0- 0	0- 0	2- 0				
2- 0	0- 0	0- 0	HOME	0- 0	0- 0	2- 0				
0- 0	0- 0	0- 0	AWAY	0- 0	0- 0	0- 0				
0- 0	0- 0	0- 0	NEUTRAL	0- 0	0- 0	0- 0				

RPI 1-25			RPI 26-50			RPI 51-100			RPI 101+			Team's RPI: 194
RPI	S	Opponent	Score	RPI	S	Opponent	Score	RPI	S	Opponent	Score	
				45	A	Pittsburgh	54 70	52	A	Youngstown St.	61 83	154 H Detroit 71 49
												228 A Buffalo 64 73
												267 A Binghamton 63 52
												274 H Manhattan 64 36
												321 H Saint Peter's 73 40
LAST 12 Division I GAMES:												
				154	H	Detroit	71 49	274	H	Manhattan	64 36	
				267	A	Binghamton	63 52	321	H	Saint Peter's	73 40	
				228	A	Buffalo	64 73					
				45	A	Pittsburgh	54 70					
				52	A	Youngstown St.	61 83					

Non-Div I Games:

Niagara

■ Loss, 
 ■ Non-Conf, 
 S Site, 
 ■ Home 
 ■ Away 
 N Neutral



Average RPI Win:	307	WON-LOST	WINNING	LAST 10	STRENGTH OF	OPP. STRENGTH	TEAM	ADJ.	CONF.	ADJ CONF.
Average RPI Loss:	38	RECORD	PCT. RANK	GAMES	SCHEDULE	OF SCHEDULE	RPI	RPI	RPI	RPI
DIV. I ONLY	2- 3	209	2- 3	22	255	107	107	25	25	
DIV. I NON-CONF.	2- 3	204	2- 3	24	258	108	108	25	25	
TOTALS	RPI 1-25	RPI 26-50	W-L RECORDS	RPI 51-100	RPI 101-150	RPI 150+				
2- 3	0- 1	0- 1	OVERALL	0- 1	0- 0	2- 0				
1- 0	0- 0	0- 0	HOME	0- 0	0- 0	1- 0				
0- 2	0- 1	0- 1	AWAY	0- 0	0- 0	0- 0				
1- 1	0- 0	0- 0	NEUTRAL	0- 1	0- 0	1- 0				
2- 3	0- 1	0- 1	NON-CONFERENCE	0- 1	0- 0	2- 0				
1- 0	0- 0	0- 0	HOME	0- 0	0- 0	1- 0				
0- 2	0- 1	0- 1	AWAY	0- 0	0- 0	0- 0				
1- 1	0- 0	0- 0	NEUTRAL	0- 1	0- 0	1- 0				
0- 0	0- 0	0- 0	CONFERENCE	0- 0	0- 0	0- 0				
0- 0	0- 0	0- 0	HOME	0- 0	0- 0	0- 0				
0- 0	0- 0	0- 0	AWAY	0- 0	0- 0	0- 0				
0- 0	0- 0	0- 0	NEUTRAL	0- 0	0- 0	0- 0				

RPI 1-25			RPI 26-50			RPI 51-100			RPI 101+			Team's RPI: 107
RPI	S	Opponent	Score	RPI	S	Opponent	Score	RPI	S	Opponent	Score	
21	A	Tulane	44 77	41	A	Arkansas	52 63	52	N	Youngstown St.	50 51	283 H South Ala. 66 62
												330 N Norfolk St. 69 64
LAST 12 Division I GAMES:												
283	H	South Ala.	66 62	21	A	Tulane	44 77	330	N	Norfolk St.	69 64	
				52	N	Youngstown St.	50 51					
				41	A	Arkansas	52 63					

Non-Div I Games: Southern-N.O. 87 84

Nicholls St.

■ Loss, 
 ■ Non-Conf, S Site, 
 ■ Home 
 ■ Away 
 N Neutral

Average RPI Win:	280	WON-LOST	WINNING	LAST 10	STRENGTH OF	OPP. STRENGTH	TEAM	ADJ.	CONF.	ADJ CONF.
Average RPI Loss:	148	RECORD	PCT. RANK	GAMES	SCHEDULE	OF SCHEDULE	RPI	RPI	RPI	RPI
DIV. I ONLY	2- 5	258	2- 5	339	20	330	330	31	31	
DIV. I NON-CONF.	1- 5	304	1- 5	328	20	322	322	31	31	
TOTALS	RPI 1-25	RPI 26-50	W-L RECORDS	RPI 51-100	RPI 101-150	RPI 150+				
2- 5	0- 0	0- 0	OVERALL	0- 1	0- 2	2- 2				
1- 2	0- 0	0- 0	HOME	0- 1	0- 1	1- 0				
1- 2	0- 0	0- 0	AWAY	0- 0	0- 0	1- 2				
0- 1	0- 0	0- 0	NEUTRAL	0- 0	0- 1	0- 0				
1- 5	0- 0	0- 0	NON-CONFERENCE	0- 1	0- 2	1- 2				
0- 2	0- 0	0- 0	HOME	0- 1	0- 1	0- 0				
1- 2	0- 0	0- 0	AWAY	0- 0	0- 0	1- 2				
0- 1	0- 0	0- 0	NEUTRAL	0- 0	0- 1	0- 0				
1- 0	0- 0	0- 0	CONFERENCE	0- 0	0- 0	1- 0				
1- 0	0- 0	0- 0	HOME	0- 0	0- 0	1- 0				
0- 0	0- 0	0- 0	AWAY	0- 0	0- 0	0- 0				
0- 0	0- 0	0- 0	NEUTRAL	0- 0	0- 0	0- 0				

RPI 1-25				RPI 26-50				RPI 51-100				RPI 101+				Team's RPI: 330	
RPI	S	Opponent	Score	RPI	S	Opponent	Score	RPI	S	Opponent	Score	RPI	S	Opponent	Score		
								95	H	Morehead St.	66	83	107	N	Nicholls St.	64	69
													134	H	Hofstra	47	64
													196	A	Virginia Tech	49	60
													207	A	Radford	65	74
													260	A	Tennessee St.	65	58
													300	H	Morgan St.	68	63
LAST 12 Division I GAMES:																	
260	A	Tennessee St.	65	58	300	H	Morgan St.	68	63	107	N	Nicholls St.	64	69			
134	H	Hofstra	47	64													
207	A	Radford	65	74													
196	A	Virginia Tech	49	60													
95	H	Morehead St.	66	83													

Non-Div I Games:

Norfolk St.

## North Carolina

Through Games Of Dec. 14, 2014

Average RPI Win:	145	WON-LOST	WINNING	LAST 10	STRENGTH OF	OPP. STRENGTH	TEAM	ADJ.	CONF.	ADJ CONF.
Average RPI Loss:	0	RECORD	PCT. RANK	GAMES	SCHEDULE	OF SCHEDULE	RPI	RPI	RPI	RPI
DIV. I ONLY	9- 0	1	9- 0	56	65	7	7	4	4	
DIV. I NON-CONF.	9- 0	1	9- 0	60	66	7	7	4	4	
TOTALS	RPI 1-25	RPI 26-50	W-L RECORDS	RPI 51-100	RPI 101-150	RPI 150+				
9- 0	1- 0	0- 0	OVERALL	2- 0	2- 0	4- 0				
4- 0	0- 0	0- 0	HOME	1- 0	1- 0	2- 0				
3- 0	0- 0	0- 0	AWAY	1- 0	1- 0	1- 0				
2- 0	1- 0	0- 0	NEUTRAL	0- 0	0- 0	1- 0				
9- 0	1- 0	0- 0	NON-CONFERENCE	2- 0	2- 0	4- 0				
4- 0	0- 0	0- 0	HOME	1- 0	1- 0	2- 0				
3- 0	0- 0	0- 0	AWAY	1- 0	1- 0	1- 0				
2- 0	1- 0	0- 0	NEUTRAL	0- 0	0- 0	1- 0				
0- 0	0- 0	0- 0	CONFERENCE	0- 0	0- 0	0- 0				
0- 0	0- 0	0- 0	HOME	0- 0	0- 0	0- 0				
0- 0	0- 0	0- 0	AWAY	0- 0	0- 0	0- 0				
0- 0	0- 0	0- 0	NEUTRAL	0- 0	0- 0	0- 0				

RPI 1-25				Team's RPI: 7				RPI 26-50				RPI 51-100				RPI 101+			
RPI	S	Opponent	Score	RPI	S	Opponent	Score	RPI	S	Opponent	Score	RPI	S	Opponent	Score	RPI	S	Opponent	Score
17	N	Stanford	70 54									79	A	Rutgers	96 93	131	H	Appalachian St.	84 52
												98	H	UCLA	84 68	135	A	Hawaii	74 65
																160	H	Oklahoma St.	79 77
																191	A	Oregon	76 59
																195	N	Prairie View	81 45
																297	H	Howard	83 49
LAST 12 Division I GAMES:																			
131	H	Appalachian St.	84 52	79	A	Rutgers	96 93	135	A	Hawaii	74 65	195	N	Prairie View	81 45	17	N	Stanford	70 54
98	H	UCLA	84 68	135	A	Hawaii	74 65	191	A	Oregon	76 59	160	H	Oklahoma St.	79 77				
297	H	Howard	83 49																

Non-Div I Games:

North Carolina

■ Loss, 
 ■ Non-Conf, S Site, 
 ■ Home 
 ■ Away 
 N Neutral

Average RPI Win:	208	WON-LOST	WINNING	LAST 10	STRENGTH OF	OPP. STRENGTH	TEAM	ADJ.	CONF.	ADJ CONF.
Average RPI Loss:	39	RECORD	PCT. RANK	GAMES	SCHEDULE	OF SCHEDULE	RPI	RPI	RPI	RPI
DIV. I ONLY	7- 3	79	7- 3	135	118	88	88	4	4	
DIV. I NON-CONF.	7- 3	78	7- 3	143	119	89	89	4	4	
TOTALS	RPI 1-25	RPI 26-50	W-L RECORDS	RPI 51-100	RPI 101-150	RPI 150+				
7- 3	0- 1	0- 1	OVERALL	1- 1	2- 0	4- 0				
5- 1	0- 0	0- 0	HOME	0- 1	2- 0	3- 0				
1- 1	0- 0	0- 0	AWAY	0- 0	0- 0	1- 0				
1- 1	0- 0	0- 1	NEUTRAL	1- 0	0- 0	0- 0				
7- 3	0- 1	0- 1	NON-CONFERENCE	1- 1	2- 0	4- 0				
5- 1	0- 0	0- 0	HOME	0- 1	2- 0	3- 0				
1- 1	0- 1	0- 0	AWAY	0- 0	0- 0	1- 0				
1- 1	0- 0	0- 1	NEUTRAL	1- 0	0- 0	0- 0				
0- 0	0- 0	0- 0	CONFERENCE	0- 0	0- 0	0- 0				
0- 0	0- 0	0- 0	HOME	0- 0	0- 0	0- 0				
0- 0	0- 0	0- 0	AWAY	0- 0	0- 0	0- 0				
0- 0	0- 0	0- 0	NEUTRAL	0- 0	0- 0	0- 0				

RPI 1-25				RPI 26-50				RPI 51-100				RPI 101+			
RPI	S	Opponent	Score	RPI	S	Opponent	Score	RPI	S	Opponent	Score	RPI	S	Opponent	Score
21	A	Tulane	51 60	44	N	George Washington	66 74	51	H	Minnesota	55 60	102	H	Elon	84 51
								84	N	Texas Tech	75 42	144	H	High Point	66 62
												214	A	Charlotte	70 63
												260	H	Tennessee St.	84 55
												313	H	Coppin St.	81 61
												342	H	Mt. St. Mary's	85 60
LAST 12 Division I GAMES:															
342	H	Mt. St. Mary's	85 60	44	N	George Washington	66 74	21	A	Tulane	51 60	144	H	High Point	66 62
102	H	Elon	84 51	21	A	Tulane	51 60	214	A	Charlotte	70 63	313	H	Coppin St.	81 61
51	H	Minnesota	55 60	144	H	High Point	66 62	260	H	Tennessee St.	84 55				
84	N	Texas Tech	75 42												

Non-Div I Games:

North Carolina St.

Average RPI Win:	259	WON-LOST	WINNING	LAST 10	STRENGTH OF	OPP. STRENGTH	TEAM	ADJ.	CONF.	ADJ CONF.
Average RPI Loss:	67	RECORD	PCT. RANK	GAMES	SCHEDULE	OF SCHEDULE	RPI	RPI	RPI	RPI
DIV. I ONLY	6- 3	86	6- 3	169	244	94	94	23	23	
DIV. I NON-CONF.	6- 3	84	6- 3	176	249	95	95	23	23	
TOTALS	RPI 1-25	RPI 26-50	W-L RECORDS	RPI 51-100	RPI 101-150	RPI 150+				
6- 3	0- 0	0- 0	OVERALL	0- 3	0- 0	6- 0				
1- 1	0- 0	0- 0	HOME	0- 1	0- 0	1- 0				
4- 2	0- 0	0- 0	AWAY	0- 2	0- 0	4- 0				
1- 0	0- 0	0- 0	NEUTRAL	0- 0	0- 0	1- 0				
6- 3	0- 0	0- 0	NON-CONFERENCE	0- 3	0- 0	6- 0				
1- 1	0- 0	0- 0	HOME	0- 1	0- 0	1- 0				
4- 2	0- 0	0- 0	AWAY	0- 2	0- 0	4- 0				
1- 0	0- 0	0- 0	NEUTRAL	0- 0	0- 0	1- 0				
0- 0	0- 0	0- 0	CONFERENCE	0- 0	0- 0	0- 0				
0- 0	0- 0	0- 0	HOME	0- 0	0- 0	0- 0				
0- 0	0- 0	0- 0	AWAY	0- 0	0- 0	0- 0				
0- 0	0- 0	0- 0	NEUTRAL	0- 0	0- 0	0- 0				

RPI 1-25			RPI 26-50			RPI 51-100			Team's RPI: 94	RPI 101+		
RPI	S	Opponent	Score	RPI	S	Opponent	Score	RPI	S	Opponent	Score	
						51	H Minnesota	55	68	187	A Western Ill.	85 77
						62	A Colorado	59	68	246	A Towson	54 52
						89	A Clemson	67	72	254	H Milwaukee	83 76
										272	N St. Francis Brooklyn	70 63
										281	A North Dakota St.	90 87
										315	A Omaha	72 52
LAST 12 Division I GAMES:												
						89	A Clemson	67	72	272	N St. Francis Brooklyn	70 63
						51	H Minnesota	55	68	254	H Milwaukee	83 76
						281	A North Dakota St.	90	87	62	A Colorado	59 68
						187	A Western Ill.	85	77			
						315	A Omaha	72	52			
						246	A Towson	54	52			

Non-Div I Games: Dickinson St. 88 40

North Dakota

■ Loss, 
 ■ Non-Conf, 
 ■ S Site, 
 ■ H Home 
 ■ A Away 
 N Neutral

NORTH CAROLINA STATE				THROUGH GAMES OF DEC. 17, 1911						
Average RPI Win:	256	WON-LOST	WINNING	LAST 10	STRENGTH OF	OPP. STRENGTH	TEAM	ADJ.	CONF.	ADJ CONF.
Average RPI Loss:	159	RECORD	PCT. RANK	GAMES	SCHEDULE	OF SCHEDULE	RPI	RPI	RPI	RPI
DIV. I ONLY	3- 6	229	3- 6	288	197	281	281	26	26	
DIV. I NON-CONF.	3- 6	226	3- 6	289	196	284	284	26	26	
TOTALS	RPI 1-25	RPI 26-50	W-L RECORDS	RPI 51-100	RPI 101-150	RPI 150+				
3- 6	0- 1	0- 0	OVERALL	0- 1	0- 2	3- 2				
1- 2	0- 0	0- 0	HOME	0- 1	0- 0	1- 1				
0- 4	0- 1	0- 0	AWAY	0- 0	0- 2	0- 1				
2- 0	0- 0	0- 0	NEUTRAL	0- 0	0- 0	2- 0				
3- 6	0- 1	0- 0	NON-CONFERENCE	0- 1	0- 2	3- 2				
1- 2	0- 0	0- 0	HOME	0- 1	0- 0	1- 1				
0- 4	0- 1	0- 0	AWAY	0- 0	0- 2	0- 1				
2- 0	0- 0	0- 0	NEUTRAL	0- 0	0- 0	2- 0				
0- 0	0- 0	0- 0	CONFERENCE	0- 0	0- 0	0- 0				
0- 0	0- 0	0- 0	HOME	0- 0	0- 0	0- 0				
0- 0	0- 0	0- 0	AWAY	0- 0	0- 0	0- 0				
0- 0	0- 0	0- 0	NEUTRAL	0- 0	0- 0	0- 0				

RPI 1-25				RPI 26-50				RPI 51-100				RPI 101+				Team's RPI: 281	
RPI	S	Opponent	Score	RPI	S	Opponent	Score	RPI	S	Opponent	Score	RPI	S	Opponent	Score		
25	A	Mississippi St.	58 109					94	H	North Dakota	87 90	116	A	UNI	41 56		
												120	A	Western Mich.	59 74		
												240	N	Northeastern	79 72		
												241	N	NJIT	60 48		
												254	H	Milwaukee	73 77		
												288	H	Kent St.	74 68		
												347	A	New Mexico St.	59 79		
LAST 12 Division I GAMES:																	
25	A	Mississippi St.	58 109	347	A	New Mexico St.	59 79										
241	N	NJIT	60 48	116	A	UNI	41 56										
240	N	Northeastern	79 72	94	H	North Dakota	87 90										
120	A	Western Mich.	59 74														
254	H	Milwaukee	73 77														
288	H	Kent St.	74 68														

Non-Div I Games:	Mayville St.	83	66
------------------	--------------	----	----

North Dakota St.

■ Loss, ■ Non-Conf, S Site, H Home A Away N Neutral

Through Games Of Dec. 14, 2014

RPI 1-25				RPI 26-50				RPI 51-100				RPI 101+				Team's RPI: 217	
RPI	S	Opponent	Score	RPI	S	Opponent	Score	RPI	S	Opponent	Score	RPI	S	Opponent	Score		
												129	N	Eastern Ky.	62	45	
												183	A	Miami (FL)	53	81	
												201	A	Samford	47	81	
												202	H	Georgia St.	59	72	
												227	A	UCF	56	60	
												260	A	Tennessee St.	54	53	
												338	A	UNCW	55	41	
LAST 12 Division I GAMES:																	
				202	H	Georgia St.	59	72	260	A	Tennessee St.	54	53				
									227	A	UCF	56	60				
									129	N	Eastern Ky.	62	45				
									338	A	UNCW	55	41				
									201	A	Samford	47	81				
									183	A	Miami (FL)	53	81				

## North Florida

Page 199

## North Texas

Through Games Of Dec. 14, 2014

Average RPI Win:	343	WON-LOST	WINNING	LAST 10	STRENGTH OF	OPP. STRENGTH	TEAM	ADJ.	CONF.	ADJ CONF.
Average RPI Loss:	206	RECORD	PCT. RANK	GAMES	SCHEDULE	OF SCHEDULE	RPI	RPI	RPI	RPI
DIV. I ONLY	1- 6	310	1- 6	301	314	336	336	19	19	
DIV. I NON-CONF.	1- 6	310	1- 6	301	315	335	335	20	20	
TOTALS	RPI 1-25	RPI 26-50	W-L RECORDS	RPI 51-100	RPI 101-150	RPI 150+				
1- 6	0- 0	0- 0	OVERALL	0- 1	0- 0	1- 5				
0- 5	0- 0	0- 0	HOME	0- 1	0- 0	0- 4				
1- 1	0- 0	0- 0	AWAY	0- 0	0- 0	1- 1				
0- 0	0- 0	0- 0	NEUTRAL	0- 0	0- 0	0- 0				
1- 6	0- 0	0- 0	NON-CONFERENCE	0- 1	0- 0	1- 5				
0- 5	0- 0	0- 0	HOME	0- 1	0- 0	0- 4				
1- 1	0- 0	0- 0	AWAY	0- 0	0- 0	1- 1				
0- 0	0- 0	0- 0	NEUTRAL	0- 0	0- 0	0- 0				
0- 0	0- 0	0- 0	CONFERENCE	0- 0	0- 0	0- 0				
0- 0	0- 0	0- 0	HOME	0- 0	0- 0	0- 0				
0- 0	0- 0	0- 0	AWAY	0- 0	0- 0	0- 0				
0- 0	0- 0	0- 0	NEUTRAL	0- 0	0- 0	0- 0				

RPI 1-25				RPI 26-50				RPI 51-100				RPI 101+				Team's RPI: 336	
RPI	S	Opponent	Score	RPI	S	Opponent	Score	RPI	S	Opponent	Score	RPI	S	Opponent	Score		
								68	H	Oklahoma	39	68	179	H	Massachusetts	46	56
												189	A	SMU	55	62	
												190	H	Northern Colo.	48	53	
												287	H	Houston	42	46	
												320	H	Eastern Ill.	57	59	
												343	A	UMKC	65	47	
LAST 12 Division I GAMES:																	
343	A	UMKC	65	47	190	H	Northern Colo.	48	53								
68	H	Oklahoma	39	68	287	H	Houston	42	46								
189	A	SMU	55	62													
320	H	Eastern Ill.	57	59													
179	H	Massachusetts	46	56													

Non-Div I Games:

North Texas

■ Loss, 
 ■ Non-Conf, 
 ■ S Site, 
 ■ H Home 
 ■ A Away 
 N Neutral



## Northeastern

Through Games Of Dec. 14, 2014

Average RPI Win:	224	WON-LOST	WINNING	LAST 10	STRENGTH OF	OPP. STRENGTH	TEAM	ADJ.	CONF.	ADJ CONF.
Average RPI Loss:	170	RECORD	PCT. RANK	GAMES	SCHEDULE	OF SCHEDULE	RPI	RPI	RPI	RPI
DIV. I ONLY	2- 4	229	0- 1	158	278	240	240	13	13	
DIV. I NON-CONF.	2- 4	226	0- 1	161	280	242	242	13	13	
TOTALS	RPI 1-25	RPI 26-50	W-L RECORDS	RPI 51-100	RPI 101-150	RPI 150+				
2- 4	0- 0	0- 0	OVERALL	0- 1	0- 1	2- 2				
2- 0	0- 0	0- 0	HOME	0- 0	0- 0	2- 0				
0- 3	0- 0	0- 0	AWAY	0- 1	0- 1	0- 1				
0- 1	0- 0	0- 0	NEUTRAL	0- 0	0- 0	0- 1				
2- 4	0- 0	0- 0	NON-CONFERENCE	0- 1	0- 1	2- 2				
2- 0	0- 0	0- 0	HOME	0- 0	0- 0	2- 0				
0- 3	0- 0	0- 0	AWAY	0- 1	0- 1	0- 1				
0- 1	0- 0	0- 0	NEUTRAL	0- 0	0- 0	0- 1				
0- 0	0- 0	0- 0	CONFERENCE	0- 0	0- 0	0- 0				
0- 0	0- 0	0- 0	HOME	0- 0	0- 0	0- 0				
0- 0	0- 0	0- 0	AWAY	0- 0	0- 0	0- 0				
0- 0	0- 0	0- 0	NEUTRAL	0- 0	0- 0	0- 0				

RPI 1-25			RPI 26-50			RPI 51-100			RPI 101+			Team's RPI: 240
RPI	S	Opponent	Score	RPI	S	Opponent	Score	RPI	S	Opponent	Score	
						79 A Rutgers	60 74			133 A Maine	51 60	
										158 H Marist	58 51	
										185 A Fla. Atlantic	74 81	
										281 N North Dakota St.	72 79	
										289 H Boston U.	75 74	
LAST 12 Division I GAMES:												
						79 A Rutgers	60 74			185 A Fla. Atlantic	74 81	
						289 H Boston U.	75 74			133 A Maine	51 60	
										281 N North Dakota St.	72 79	
										158 H Marist	58 51	

Non-Div I Games:

Northeastern

■ Loss, 
 ■ Non-Conf, S Site, 
 ■ Home 
 ■ Away 
 N Neutral

Average RPI Win:	306	WON-LOST	WINNING	LAST 10	STRENGTH OF	OPP. STRENGTH	TEAM	ADJ.	CONF.	ADJ CONF.
Average RPI Loss:	215	RECORD	PCT. RANK	GAMES	SCHEDULE	OF SCHEDULE	RPI	RPI	RPI	RPI
DIV. I ONLY	3- 3	154	3- 3	343	188	314	314	23	23	
DIV. I NON-CONF.	3- 3	154	3- 3	344	187	313	313	23	23	
TOTALS	RPI 1-25	RPI 26-50	W-L RECORDS	RPI 51-100	RPI 101-150	RPI 150+				
3- 3	0- 0	0- 0	OVERALL	0- 0	0- 1	3- 2				
3- 0	0- 0	0- 0	HOME	0- 0	0- 0	3- 0				
0- 3	0- 0	0- 0	AWAY	0- 0	0- 1	0- 2				
0- 0	0- 0	0- 0	NEUTRAL	0- 0	0- 0	0- 0				
3- 3	0- 0	0- 0	NON-CONFERENCE	0- 0	0- 1	3- 2				
3- 0	0- 0	0- 0	HOME	0- 0	0- 0	3- 0				
0- 3	0- 0	0- 0	AWAY	0- 0	0- 1	0- 2				
0- 0	0- 0	0- 0	NEUTRAL	0- 0	0- 0	0- 0				
0- 0	0- 0	0- 0	CONFERENCE	0- 0	0- 0	0- 0				
0- 0	0- 0	0- 0	HOME	0- 0	0- 0	0- 0				
0- 0	0- 0	0- 0	AWAY	0- 0	0- 0	0- 0				
0- 0	0- 0	0- 0	NEUTRAL	0- 0	0- 0	0- 0				

RPI	S	Opponent	Score	RPI	S	Opponent	Score	RPI	S	Opponent	Score	RPI	S	Opponent	Score	Team's RPI: 314
												139	A	Texas-Arlington	62	80
												191	A	Oregon	47	59
												291	H	Loyola Marymount	82	64
												293	H	UC Irvine	66	35
												316	A	UTEP	58	82
												333	H	UC Santa Barbara	67	49
LAST 12 Division I GAMES:																
												191	A	Oregon	47	59
												291	H	Loyola Marymount	82	64
												139	A	Texas-Arlington	62	80
												333	H	UC Santa Barbara	67	49
												316	A	UTEP	58	82
												293	H	UC Irvine	66	35

Non-Div I Games: Western N.M. 54 58 Fort Lewis 61 43

Northern Ariz.

Loss, Non-Conf, S Site, H Home A Away N Neutral

Average RPI Win:	305	WON-LOST	WINNING	LAST 10	STRENGTH OF	OPP. STRENGTH	TEAM	ADJ.	CONF.	ADJ CONF.
Average RPI Loss:	91	RECORD	PCT. RANK	GAMES	SCHEDULE	OF SCHEDULE	RPI	RPI	RPI	RPI
DIV. I ONLY	5- 3	109	5- 3	303	231	190	190	23	23	
DIV. I NON-CONF.	5- 3	109	5- 3	303	235	192	192	23	23	
TOTALS	RPI 1-25	RPI 26-50	W-L RECORDS	RPI 51-100	RPI 101-150	RPI 150+				
5- 3	0- 1	0- 0	OVERALL	0- 1	0- 0	5- 1				
2- 1	0- 0	0- 0	HOME	0- 1	0- 0	2- 0				
3- 2	0- 1	0- 0	AWAY	0- 0	0- 0	3- 1				
0- 0	0- 0	0- 0	NEUTRAL	0- 0	0- 0	0- 0				
5- 3	0- 1	0- 0	NON-CONFERENCE	0- 1	0- 0	5- 1				
2- 1	0- 0	0- 0	HOME	0- 1	0- 0	2- 0				
3- 2	0- 1	0- 0	AWAY	0- 0	0- 0	3- 1				
0- 0	0- 0	0- 0	NEUTRAL	0- 0	0- 0	0- 0				
0- 0	0- 0	0- 0	CONFERENCE	0- 0	0- 0	0- 0				
0- 0	0- 0	0- 0	HOME	0- 0	0- 0	0- 0				
0- 0	0- 0	0- 0	AWAY	0- 0	0- 0	0- 0				
0- 0	0- 0	0- 0	NEUTRAL	0- 0	0- 0	0- 0				

RPI 1-25				RPI 26-50				RPI 51-100				RPI 101+ Team's RPI: 190			
RPI	S	Opponent	Score	RPI	S	Opponent	Score	RPI	S	Opponent	Score	RPI	S	Opponent	Score
9	A	Nebraska	56 63					60	H	South Dakota St.	48 71	189	A	SMU	57 44
												203	A	Utah St.	61 65
												315	A	Omaha	67 58
												336	A	North Texas	53 48
												340	H	Air Force	76 35
												345	H	Grand Canyon	66 47
LAST 12 Division I GAMES:															
9	A	Nebraska	56 63	203	A	Utah St.	61 65								
315	A	Omaha	67 58	345	H	Grand Canyon	66 47								
336	A	North Texas	53 48	60	H	South Dakota St.	48 71								
189	A	SMU	57 44	340	H	Air Force	76 35								

Non-Div I Games: Western St. 85 37

Northern Colo.

■ Loss, 
 ■ Non-Conf, S Site, 
 ■ Home 
 ■ Away 
 N Neutral

Average RPI Win:	347	WON-LOST	WINNING	LAST 10	STRENGTH OF	OPP. STRENGTH	TEAM	ADJ.	CONF.	ADJ CONF.
Average RPI Loss:	162	RECORD	PCT. RANK	GAMES	SCHEDULE	OF SCHEDULE	RPI	RPI	RPI	RPI
DIV. I ONLY	2- 5	258	1- 0	308	313	322	322	20	20	
DIV. I NON-CONF.	2- 5	256	1- 0	308	314	320	320	21	21	
TOTALS	RPI 1-25	RPI 26-50	W-L RECORDS	RPI 51-100	RPI 101-150	RPI 150+				
2- 5	0- 0	0- 0	OVERALL	0- 2	0- 1	2- 2				
1- 1	0- 0	0- 0	HOME	0- 0	0- 0	1- 1				
0- 3	0- 0	0- 0	AWAY	0- 1	0- 1	0- 1				
1- 1	0- 0	0- 0	NEUTRAL	0- 1	0- 0	1- 0				
2- 5	0- 0	0- 0	NON-CONFERENCE	0- 2	0- 1	2- 2				
1- 1	0- 0	0- 0	HOME	0- 0	0- 0	1- 1				
0- 3	0- 0	0- 0	AWAY	0- 1	0- 1	0- 1				
1- 1	0- 0	0- 0	NEUTRAL	0- 1	0- 0	1- 0				
0- 0	0- 0	0- 0	CONFERENCE	0- 0	0- 0	0- 0				
0- 0	0- 0	0- 0	HOME	0- 0	0- 0	0- 0				
0- 0	0- 0	0- 0	AWAY	0- 0	0- 0	0- 0				
0- 0	0- 0	0- 0	NEUTRAL	0- 0	0- 0	0- 0				

RPI 1-25			RPI 26-50			RPI 51-100			RPI 101+			Team's RPI: 322
RPI	S	Opponent	Score	RPI	S	Opponent	Score	RPI	S	Opponent	Score	
						60 N South Dakota St.	42 55	112 A Missouri			40 47	
						87 A Ill.-Chicago	47 61	229 H Valparaiso			50 65	
								320 A Eastern Ill.			46 55	
								346 H Illinois St.			55 51	
								348 N Delaware St.			79 59	
LAST 12 Division I GAMES:												
						348 N Delaware St.	79 59	60 N South Dakota St.			42 55	
						112 A Missouri	40 47	320 A Eastern Ill.			46 55	
								229 H Valparaiso			50 65	
								87 A Ill.-Chicago			47 61	
								346 H Illinois St.			55 51	

Non-Div I Games:

Northern Ill.

Average RPI Win:	331	WON-LOST	WINNING	LAST 10	STRENGTH OF	OPP. STRENGTH	TEAM	ADJ.	CONF.	ADJ CONF.
Average RPI Loss:	133	RECORD	PCT. RANK	GAMES	SCHEDULE	OF SCHEDULE	RPI	RPI	RPI	RPI
DIV. I ONLY	4- 5	182	4- 5	264	332	245	245	14	14	
DIV. I NON-CONF.	4- 5	179	4- 5	268	333	248	248	14	14	
TOTALS	RPI 1-25	RPI 26-50	W-L RECORDS	RPI 51-100	RPI 101-150	RPI 150+				
4- 5	0- 1	0- 0	OVERALL	0- 1	0- 1	4- 2				
0- 2	0- 0	0- 0	HOME	0- 0	0- 1	0- 1				
1- 3	0- 1	0- 0	AWAY	0- 1	0- 0	1- 1				
3- 0	0- 0	0- 0	NEUTRAL	0- 0	0- 0	3- 0				
4- 5	0- 1	0- 0	NON-CONFERENCE	0- 1	0- 1	4- 2				
0- 2	0- 0	0- 0	HOME	0- 0	0- 1	0- 1				
1- 3	0- 1	0- 0	AWAY	0- 1	0- 0	1- 1				
3- 0	0- 0	0- 0	NEUTRAL	0- 0	0- 0	3- 0				
0- 0	0- 0	0- 0	CONFERENCE	0- 0	0- 0	0- 0				
0- 0	0- 0	0- 0	HOME	0- 0	0- 0	0- 0				
0- 0	0- 0	0- 0	AWAY	0- 0	0- 0	0- 0				
0- 0	0- 0	0- 0	NEUTRAL	0- 0	0- 0	0- 0				

RPI 1-25				RPI 26-50				RPI 51-100				RPI 101+ Team's RPI: 245			
RPI	S	Opponent	Score	RPI	S	Opponent	Score	RPI	S	Opponent	Score	RPI	S	Opponent	Score
3	A	Kentucky	64 82					72	A	Akron	49 82	132	H	Ohio	38 77
												224	H	Loyola Chicago	38 45
												234	A	IPFW	59 65
												285	N	UNC Greensboro	66 58
												345	N	Grand Canyon	52 45
												346	A	Illinois St.	59 48
												348	N	Delaware St.	76 55
LAST 12 Division I GAMES:															
3	A	Kentucky	64 82	234	A	IPFW	59 65								
285	N	UNC Greensboro	66 58	72	A	Akron	49 82								
345	N	Grand Canyon	52 45	348	N	Delaware St.	76 55								
132	H	Ohio	38 77												
224	H	Loyola Chicago	38 45												
346	A	Illinois St.	59 48												

Non-Div I Games:

Northern Ky.

## Northwestern

Through Games Of Dec. 14, 2014

Average RPI Win:	189	WON-LOST	WINNING	LAST 10	STRENGTH OF	OPP. STRENGTH	TEAM	ADJ.	CONF.	ADJ CONF.
Average RPI Loss:	0	RECORD	PCT. RANK	GAMES	SCHEDULE	OF SCHEDULE	RPI	RPI	RPI	RPI
DIV. I ONLY	7- 0	1	7- 0	210	107	35	35	1	1	
DIV. I NON-CONF.	7- 0	1	7- 0	214	108	36	36	1	1	
TOTALS	RPI 1-25	RPI 26-50	W-L RECORDS	RPI 51-100	RPI 101-150	RPI 150+				
7- 0	0- 0	0- 0	OVERALL	2- 0	1- 0	4- 0				
4- 0	0- 0	0- 0	HOME	2- 0	0- 0	2- 0				
3- 0	0- 0	0- 0	AWAY	0- 0	1- 0	2- 0				
0- 0	0- 0	0- 0	NEUTRAL	0- 0	0- 0	0- 0				
7- 0	0- 0	0- 0	NON-CONFERENCE	2- 0	1- 0	4- 0				
4- 0	0- 0	0- 0	HOME	2- 0	0- 0	2- 0				
3- 0	0- 0	0- 0	AWAY	0- 0	1- 0	2- 0				
0- 0	0- 0	0- 0	NEUTRAL	0- 0	0- 0	0- 0				
0- 0	0- 0	0- 0	CONFERENCE	0- 0	0- 0	0- 0				
0- 0	0- 0	0- 0	HOME	0- 0	0- 0	0- 0				
0- 0	0- 0	0- 0	AWAY	0- 0	0- 0	0- 0				
0- 0	0- 0	0- 0	NEUTRAL	0- 0	0- 0	0- 0				

RPI 1-25				RPI 26-50				Team's RPI: 35				RPI 51-100				RPI 101+			
RPI	S	Opponent	Score	RPI	S	Opponent	Score	RPI	S	Opponent	Score	RPI	S	Opponent	Score	RPI	S	Opponent	Score
												56	H	Hampton	62 36	128	A	DePaul	97 91
												87	H	Ill.-Chicago	61 40	196	A	Virginia Tech	70 45
																224	H	Loyola Chicago	70 33
																288	H	Kent St.	72 54
																341	A	Chicago St.	102 48
LAST 12 Division I GAMES:																			
				288	H	Kent St.	72 54					224	H	Loyola Chicago	70 33				
				56	H	Hampton	62 36					196	A	Virginia Tech	70 45				
				341	A	Chicago St.	102 48					128	A	DePaul	97 91				
												87	H	Ill.-Chicago	61 40				

N  
o  
r  
t  
h  
w  
e  
s  
t  
e  
r  
nN  
o  
r  
t  
h  
w  
e  
s  
t  
e  
r  
n

Non-Div I Games:

Northwestern

■ Loss, 
 ■ Non-Conf, S Site, 
 ■ Home 
 ■ Away 
 N Neutral

Average RPI Win:	180	WON-LOST	WINNING	LAST 10	STRENGTH OF	OPP. STRENGTH	TEAM	ADJ.	CONF.	ADJ CONF.
Average RPI Loss:	76	RECORD	PCT. RANK	GAMES	SCHEDULE	OF SCHEDULE	RPI	RPI	RPI	RPI
DIV. I ONLY	1- 4	298	1- 4	26	112	172	172	25	25	
DIV. I NON-CONF.	1- 4	295	1- 4	28	114	174	174	25	25	
TOTALS	RPI 1-25	RPI 26-50	W-L RECORDS	RPI 51-100	RPI 101-150	RPI 150+				
1- 4	0- 1	0- 2	OVERALL	0- 0	0- 0	1- 1				
1- 0	0- 0	0- 0	HOME	0- 0	0- 0	1- 0				
0- 4	0- 1	0- 2	AWAY	0- 0	0- 0	0- 1				
0- 0	0- 0	0- 0	NEUTRAL	0- 0	0- 0	0- 0				
1- 4	0- 1	0- 2	NON-CONFERENCE	0- 0	0- 0	1- 1				
1- 0	0- 0	0- 0	HOME	0- 0	0- 0	1- 0				
0- 4	0- 1	0- 2	AWAY	0- 0	0- 0	0- 1				
0- 0	0- 0	0- 0	NEUTRAL	0- 0	0- 0	0- 0				
0- 0	0- 0	0- 0	CONFERENCE	0- 0	0- 0	0- 0				
0- 0	0- 0	0- 0	HOME	0- 0	0- 0	0- 0				
0- 0	0- 0	0- 0	AWAY	0- 0	0- 0	0- 0				
0- 0	0- 0	0- 0	NEUTRAL	0- 0	0- 0	0- 0				

RPI 1-25				RPI 26-50				RPI 51-100				RPI 101+ Team's RPI: 172			
RPI	S	Opponent	Score	RPI	S	Opponent	Score	RPI	S	Opponent	Score	RPI	S	Opponent	Score
23	A	Texas	34 74	34	A	Texas A&M	42 75					180	H	Louisiana Tech	69 57
				41	A	Arkansas	30 78					205	A	Grambling	41 44
LAST 12 Division I GAMES:															
23	A	Texas	34 74	41	A	Arkansas	30 78								
205	A	Grambling	41 44					180	H	Louisiana Tech	69 57				
34	A	Texas A&M	42 75												

Non-Div I Games: Central Baptist 71 43 LSU-Alexandria 86 58 LeTourneau 78 35

Northwestern St.

Notre Dame

Through Games Of Dec. 14, 2014

Average RPI Win:	109	WON-LOST	WINNING	LAST 10	STRENGTH OF	OPP. STRENGTH	TEAM	ADJ.	CONF.	ADJ CONF.
Average RPI Loss:	1	RECORD	PCT. RANK	GAMES	SCHEDULE	OF SCHEDULE	RPI	RPI	RPI	RPI
DIV. I ONLY	10- 1	15	9- 1	5	63	2	2	4	4	
DIV. I NON-CONF.	10- 1	15	10- 1	6	64	2	2	4	4	
TOTALS	RPI 1-25	RPI 26-50	W-L RECORDS	RPI 51-100	RPI 101-150	RPI 150+				
10- 1	1- 1	2- 0	OVERALL	1- 0	4- 0	2- 0				
7- 1	1- 1	2- 0	HOME	0- 0	2- 0	2- 0				
2- 0	0- 0	0- 0	AWAY	1- 0	1- 0	0- 0				
1- 0	0- 0	0- 0	NEUTRAL	0- 0	1- 0	0- 0				
10- 1	1- 1	2- 0	NON-CONFERENCE	1- 0	4- 0	2- 0				
7- 1	1- 1	2- 0	HOME	0- 0	2- 0	2- 0				
2- 0	0- 0	0- 0	AWAY	1- 0	1- 0	0- 0				
1- 0	0- 0	0- 0	NEUTRAL	0- 0	1- 0	0- 0				
0- 0	0- 0	0- 0	CONFERENCE	0- 0	0- 0	0- 0				
0- 0	0- 0	0- 0	HOME	0- 0	0- 0	0- 0				
0- 0	0- 0	0- 0	AWAY	0- 0	0- 0	0- 0				
0- 0	0- 0	0- 0	NEUTRAL	0- 0	0- 0	0- 0				

RPI 1-25				RPI 26-50				RPI 51-100				RPI 101+			
RPI	S	Opponent	Score	RPI	S	Opponent	Score	RPI	S	Opponent	Score	RPI	S	Opponent	Score
1	H	UConn	58 76	42	H	Maryland	92 72	76	A	Michigan St.	71 63	105	N	Kansas	89 47
24	H	Michigan	70 50	48	H	Quinnipiac	112 52					109	H	Chattanooga	88 53
												128	A	DePaul	94 93
												138	H	Harvard	97 43
												156	H	UMass Lowell	105 51
												266	H	Holy Cross	104 29
LAST 12 Division I GAMES:															
105	N	Kansas	89 47	24	H	Michigan	70 50	128	A	DePaul	94 93	1	H	UConn	58 76
48	H	Quinnipiac	112 52					42	H	Maryland	92 72	156	H	UMass Lowell	105 51
138	H	Harvard	97 43					76	A	Michigan St.	71 63				

Non-Div I Games:

Notre Dame

Loss, Non-Conf, S Site, H Home A Away N Neutral



Average RPI Win:	322	WON-LOST	WINNING	LAST 10	STRENGTH OF	OPP. STRENGTH	TEAM	ADJ.	CONF.	ADJ CONF.
Average RPI Loss:	186	RECORD	PCT. RANK	GAMES	SCHEDULE	OF SCHEDULE	RPI	RPI	RPI	RPI
DIV. I ONLY	2- 4	229	2- 4	295	268	294	294	9	9	
DIV. I NON-CONF.	2- 4	226	2- 4	296	271	296	296	9	9	
TOTALS	RPI 1-25	RPI 26-50	W-L RECORDS	RPI 51-100	RPI 101-150	RPI 150+				
2- 4	0- 0	0- 0	OVERALL	0- 1	0- 0	2- 3				
2- 0	0- 0	0- 0	HOME	0- 0	0- 0	2- 0				
0- 4	0- 0	0- 0	AWAY	0- 1	0- 0	0- 3				
0- 0	0- 0	0- 0	NEUTRAL	0- 0	0- 0	0- 0				
2- 4	0- 0	0- 0	NON-CONFERENCE	0- 1	0- 0	2- 3				
2- 0	0- 0	0- 0	HOME	0- 0	0- 0	2- 0				
0- 4	0- 0	0- 0	AWAY	0- 1	0- 0	0- 3				
0- 0	0- 0	0- 0	NEUTRAL	0- 0	0- 0	0- 0				
0- 0	0- 0	0- 0	CONFERENCE	0- 0	0- 0	0- 0				
0- 0	0- 0	0- 0	HOME	0- 0	0- 0	0- 0				
0- 0	0- 0	0- 0	AWAY	0- 0	0- 0	0- 0				
0- 0	0- 0	0- 0	NEUTRAL	0- 0	0- 0	0- 0				

RPI S	Opponent	Score	RPI S	Opponent	Score	RPI S	Opponent	Score	RPI S	Opponent	Score	Team's RPI: 294
						76	A Michigan St.	64 79	183	A Miami (FL)	53 66	
									227	A UCF	65 98	
									257	A Ball St.	50 75	
									302	H Miami (OH)	65 51	
									341	H Chicago St.	66 40	
LAST 12 Division I GAMES:												
			183	A Miami (FL)	53 66	257	A Ball St.	50 75				
						302	H Miami (OH)	65 51				
						76	A Michigan St.	64 79				
						341	H Chicago St.	66 40				
						227	A UCF	65 98				

Non-Div I Games: Rochester College 96 38

Oakland

Average RPI Win:	235	WON-LOST	WINNING	LAST 10	STRENGTH OF	OPP. STRENGTH	TEAM	ADJ.	CONF.	ADJ CONF.
Average RPI Loss:	65	RECORD	PCT. RANK	GAMES	SCHEDULE	OF SCHEDULE	RPI	RPI	RPI	RPI
DIV. I ONLY	6- 1	33	6- 1	297	150	132	132	20	20	
DIV. I NON-CONF.	6- 1	33	6- 1	298	152	134	134	21	21	
TOTALS	RPI 1-25	RPI 26-50	W-L RECORDS	RPI 51-100	RPI 101-150	RPI 150+				
6- 1	0- 0	0- 0	OVERALL	1- 1	0- 0	5- 0				
4- 1	0- 0	0- 0	HOME	1- 1	0- 0	3- 0				
2- 0	0- 0	0- 0	AWAY	0- 0	0- 0	2- 0				
0- 0	0- 0	0- 0	NEUTRAL	0- 0	0- 0	0- 0				
6- 1	0- 0	0- 0	NON-CONFERENCE	1- 1	0- 0	5- 0				
4- 1	0- 0	0- 0	HOME	1- 1	0- 0	3- 0				
2- 0	0- 0	0- 0	AWAY	0- 0	0- 0	2- 0				
0- 0	0- 0	0- 0	NEUTRAL	0- 0	0- 0	0- 0				
0- 0	0- 0	0- 0	CONFERENCE	0- 0	0- 0	0- 0				
0- 0	0- 0	0- 0	HOME	0- 0	0- 0	0- 0				
0- 0	0- 0	0- 0	AWAY	0- 0	0- 0	0- 0				
0- 0	0- 0	0- 0	NEUTRAL	0- 0	0- 0	0- 0				

RPI 1-25			RPI 26-50			RPI 51-100			RPI 101+			Team's RPI: 132
RPI	S	Opponent	Score	RPI	S	Opponent	Score	RPI	S	Opponent	Score	
						65	H East Carolina	68 76	154	H Detroit	60 57	
						95	H Morehead St.	87 67	245	A Northern Ky.	77 38	
									274	H Manhattan	82 58	
									305	H Wofford	84 37	
									334	A Murray St.	111 60	
LAST 12 Division I GAMES:												
						65	H East Carolina	68 76	305	H Wofford	84 37	
						95	H Morehead St.	87 67	334	A Murray St.	111 60	
						274	H Manhattan	82 58				
						245	A Northern Ky.	77 38				
						154	H Detroit	60 57				

Non-Div I Games:

Ohio

Average RPI Win:	130	WON-LOST	WINNING	LAST 10	STRENGTH OF	OPP. STRENGTH	TEAM	ADJ.	CONF.	ADJ CONF.
Average RPI Loss:	59	RECORD	PCT. RANK	GAMES	SCHEDULE	OF SCHEDULE	RPI	RPI	RPI	RPI
DIV. I ONLY	7- 4	106	7- 3	40	37	67	67	1	1	
DIV. I NON-CONF.	7- 4	106	7- 4	42	37	68	68	1	1	
TOTALS	RPI 1-25	RPI 26-50	W-L RECORDS	RPI 51-100	RPI 101-150	RPI 150+				
7- 4	0- 0	1- 2	OVERALL	2- 2	3- 0	1- 0				
5- 2	0- 0	0- 1	HOME	1- 1	3- 0	1- 0				
0- 1	0- 0	0- 0	AWAY	0- 1	0- 0	0- 0				
2- 1	0- 0	1- 1	NEUTRAL	1- 0	0- 0	0- 0				
7- 4	0- 0	1- 2	NON-CONFERENCE	2- 2	3- 0	1- 0				
5- 2	0- 0	0- 1	HOME	1- 1	3- 0	1- 0				
0- 1	0- 0	0- 0	AWAY	0- 1	0- 0	0- 0				
2- 1	0- 0	1- 1	NEUTRAL	1- 0	0- 0	0- 0				
0- 0	0- 0	0- 0	CONFERENCE	0- 0	0- 0	0- 0				
0- 0	0- 0	0- 0	HOME	0- 0	0- 0	0- 0				
0- 0	0- 0	0- 0	AWAY	0- 0	0- 0	0- 0				
0- 0	0- 0	0- 0	NEUTRAL	0- 0	0- 0	0- 0				

RPI 1-25				RPI 26-50				RPI 51-100				Team's RPI: 67	RPI 101+			
RPI	S	Opponent	Score	RPI	S	Opponent	Score	RPI	S	Opponent	Score		RPI	S	Opponent	Score
				37	N	FGCU	90 83	54	H	Georgia	59 67		113	H	Arkansas St.	67 52
				45	H	Pittsburgh	74 78	85	A	Virginia	82 87		120	H	Western Mich.	83 46
				50	N	Wichita St.	55 70	89	N	Clemson	86 77		146	H	VCU	96 86
								96	H	Winthrop	66 52		306	H	Saint Francis (PA)	113 97
LAST 12 Division I GAMES:																
				37	N	FGCU	90 83	120	H	Western Mich.	83 46					
				50	N	Wichita St.	55 70	113	H	Arkansas St.	67 52					
				89	N	Clemson	86 77	96	H	Winthrop	66 52					
				146	H	VCU	96 86	45	H	Pittsburgh	74 78					
				54	H	Georgia	59 67	85	A	Virginia	82 87					
				306	H	Saint Francis (PA)	113 97									

Non-Div I Games:

Ohio St.

Average RPI Win: 194		WON-LOST	WINNING	LAST 10	STRENGTH OF	OPP. STRENGTH	TEAM	ADJ.	CONF.	ADJ CONF.
Average RPI Loss: 24		RECORD	PCT. RANK	GAMES	SCHEDULE	OF SCHEDULE	RPI	RPI	RPI	RPI
DIV. I ONLY		5- 3	109	5- 3	92	23	68	68	5	5
DIV. I NON-CONF.		5- 3	109	5- 3	99	23	69	69	5	5
TOTALS	RPI 1-25		RPI 26-50		W-L RECORDS	RPI 51-100	RPI 101-150		RPI 150+	
5- 3	1- 1		1- 2		OVERALL	0- 0	0- 0		3- 0	
3- 0	1- 0		0- 0		HOME	0- 0	0- 0		2- 0	
1- 1	0- 0		0- 1		AWAY	0- 0	0- 0		1- 0	
1- 2	0- 1		1- 1		NEUTRAL	0- 0	0- 0		0- 0	
5- 3	1- 1		1- 2		NON-CONFERENCE	0- 0	0- 0		3- 0	
3- 0	1- 0		0- 0		HOME	0- 0	0- 0		2- 0	
1- 1	0- 0		0- 1		AWAY	0- 0	0- 0		1- 0	
1- 2	0- 1		1- 1		NEUTRAL	0- 0	0- 0		0- 0	
0- 0	0- 0		0- 0		CONFERENCE	0- 0	0- 0		0- 0	
0- 0	0- 0		0- 0		HOME	0- 0	0- 0		0- 0	
0- 0	0- 0		0- 0		AWAY	0- 0	0- 0		0- 0	
0- 0	0- 0		0- 0		NEUTRAL	0- 0	0- 0		0- 0	

RPI 1-25				RPI 26-50				RPI 51-100 Team's RPI: 68				RPI 101+			
RPI	S	Opponent	Score	RPI	S	Opponent	Score	RPI	S	Opponent	Score	RPI	S	Opponent	Score
3	N	Kentucky	88 <b>92</b>	32	A	UALR	62 <b>66</b>					270	H	Bradley	104 55
19	H	Washington	90 80	36	N	South Fla.	68 <b>83</b>					308	H	Lamar	100 73
				38	N	Illinois	78 76					336	A	North Texas	68 39
LAST 12 Division I GAMES:															
				270	H	Bradley	104 55	32	A	UALR	62 <b>66</b>				
				308	H	Lamar	100 73	336	A	North Texas	68 39				
				19	H	Washington	90 80	38	N	Illinois	78 76				
								3	N	Kentucky	88 <b>92</b>				
								36	N	South Fla.	68 <b>83</b>				

Non-Div I Games:

Oklahoma

■ Loss, 
 ■ Non-Conf, S Site, 
 ■ Home 
 ■ Away 
 N Neutral

Average RPI Win: 273		WON-LOST	WINNING	LAST 10	STRENGTH OF	OPP. STRENGTH	TEAM	ADJ.	CONF.	ADJ CONF.
Average RPI Loss: 7		RECORD	PCT. RANK	GAMES	SCHEDULE	OF SCHEDULE	RPI	RPI	RPI	RPI
DIV. I ONLY		6- 1	33	6- 1	337	68	160	160	5	5
DIV. I NON-CONF.		6- 1	33	6- 1	338	69	162	162	5	5
TOTALS	RPI 1-25	RPI 26-50		W-L RECORDS		RPI 51-100	RPI 101-150	RPI 150+		
6- 1	0- 1	0- 0		OVERALL		0- 0	0- 0	6- 0		
6- 0	0- 0	0- 0		HOME		0- 0	0- 0	6- 0		
0- 1	0- 1	0- 0		AWAY		0- 0	0- 0	0- 0		
0- 0	0- 0	0- 0		NEUTRAL		0- 0	0- 0	0- 0		
6- 1	0- 1	0- 0		NON-CONFERENCE		0- 0	0- 0	6- 0		
6- 0	0- 0	0- 0		HOME		0- 0	0- 0	6- 0		
0- 1	0- 1	0- 0		AWAY		0- 0	0- 0	0- 0		
0- 0	0- 0	0- 0		NEUTRAL		0- 0	0- 0	0- 0		
0- 0	0- 0	0- 0		CONFERENCE		0- 0	0- 0	0- 0		
0- 0	0- 0	0- 0		HOME		0- 0	0- 0	0- 0		
0- 0	0- 0	0- 0		AWAY		0- 0	0- 0	0- 0		
0- 0	0- 0	0- 0		NEUTRAL		0- 0	0- 0	0- 0		

RPI 1-25				RPI 26-50				RPI 51-100				RPI 101+ Team's RPI: 160			
RPI	S	Opponent	Score	RPI	S	Opponent	Score	RPI	S	Opponent	Score	RPI	S	Opponent	Score
7	A	North Carolina	77 79									209	H	Texas St.	64 37
												222	H	Missouri St.	77 36
												291	H	Loyola Marymount	76 65
												295	H	Ark.-Pine Bluff	90 45
												300	H	Morgan St.	73 43
												319	H	Texas Southern	77 58
LAST 12 Division I GAMES:															
				295	H	Ark.-Pine Bluff	90 45	222	H	Missouri St.	77 36				
				209	H	Texas St.	64 37	7	A	North Carolina	77 79				
				300	H	Morgan St.	73 43	319	H	Texas Southern	77 58				
								291	H	Loyola Marymount	76 65				

Non-Div I Games:

Oklahoma St.

■ Loss, ■ Non-Conf, S Site, H Home A Away N Neutral

Average RPI Win:	185	WON-LOST	WINNING	LAST 10	STRENGTH OF	OPP. STRENGTH	TEAM	ADJ.	CONF.	ADJ CONF.
Average RPI Loss:	136	RECORD	PCT. RANK	GAMES	SCHEDULE	OF SCHEDULE	RPI	RPI	RPI	RPI
DIV. I ONLY	5- 2	74	5- 2	203	99	145	145	19	19	
DIV. I NON-CONF.	5- 2	73	5- 2	208	100	148	148	20	20	
TOTALS	RPI 1-25	RPI 26-50	W-L RECORDS	RPI 51-100	RPI 101-150	RPI 150+				
5- 2	0- 1	0- 0	OVERALL	0- 0	2- 0	3- 1				
4- 2	0- 1	0- 0	HOME	0- 0	2- 0	2- 1				
1- 0	0- 0	0- 0	AWAY	0- 0	0- 0	1- 0				
0- 0	0- 0	0- 0	NEUTRAL	0- 0	0- 0	0- 0				
5- 2	0- 1	0- 0	NON-CONFERENCE	0- 0	2- 0	3- 1				
4- 2	0- 1	0- 0	HOME	0- 0	2- 0	2- 1				
1- 0	0- 0	0- 0	AWAY	0- 0	0- 0	1- 0				
0- 0	0- 0	0- 0	NEUTRAL	0- 0	0- 0	0- 0				
0- 0	0- 0	0- 0	CONFERENCE	0- 0	0- 0	0- 0				
0- 0	0- 0	0- 0	HOME	0- 0	0- 0	0- 0				
0- 0	0- 0	0- 0	AWAY	0- 0	0- 0	0- 0				
0- 0	0- 0	0- 0	NEUTRAL	0- 0	0- 0	0- 0				

RPI 1-25				RPI 26-50				RPI 51-100				RPI 101+Team's RPI: 145			
RPI	S	Opponent	Score	RPI	S	Opponent	Score	RPI	S	Opponent	Score	RPI	S	Opponent	Score
13	H	Duke	66 82									136	H	William & Mary	65 58
												146	H	VCU	66 44
												152	H	Presbyterian	41 26
												196	A	Virginia Tech	69 62
												258	H	Rider	56 59
												297	H	Howard	75 54
LAST 12 Division I GAMES:															
258	H	Rider	56 59	146	H	VCU	66 44								
196	A	Virginia Tech	69 62	297	H	Howard	75 54								
13	H	Duke	66 82												
136	H	William & Mary	65 58												
152	H	Presbyterian	41 26												

Non-Div I Games:

Old Dominion

Average RPI Win:	249	WON-LOST	WINNING	LAST 10	STRENGTH OF	OPP. STRENGTH	TEAM	ADJ.	CONF.	ADJ CONF.
Average RPI Loss:	13	RECORD	PCT. RANK	GAMES	SCHEDULE	OF SCHEDULE	RPI	RPI	RPI	RPI
DIV. I ONLY	7- 3	79	6- 3	299	17	175	175	3	3	
DIV. I NON-CONF.	7- 3	78	7- 3	299	17	178	178	3	3	
TOTALS	RPI 1-25	RPI 26-50	W-L RECORDS	RPI 51-100	RPI 101-150	RPI 150+				
7- 3	0- 3	0- 0	OVERALL	0- 0	0- 0	7- 0				
5- 2	0- 2	0- 0	HOME	0- 0	0- 0	5- 0				
1- 1	0- 1	0- 0	AWAY	0- 0	0- 0	1- 0				
1- 0	0- 0	0- 0	NEUTRAL	0- 0	0- 0	1- 0				
7- 3	0- 3	0- 0	NON-CONFERENCE	0- 0	0- 0	7- 0				
5- 2	0- 2	0- 0	HOME	0- 0	0- 0	5- 0				
1- 1	0- 1	0- 0	AWAY	0- 0	0- 0	1- 0				
1- 0	0- 0	0- 0	NEUTRAL	0- 0	0- 0	1- 0				
0- 0	0- 0	0- 0	CONFERENCE	0- 0	0- 0	0- 0				
0- 0	0- 0	0- 0	HOME	0- 0	0- 0	0- 0				
0- 0	0- 0	0- 0	AWAY	0- 0	0- 0	0- 0				
0- 0	0- 0	0- 0	NEUTRAL	0- 0	0- 0	0- 0				

RPI 1-25				RPI 26-50				RPI 51-100				RPI 101+ Team's RPI: 175			
RPI	S	Opponent	Score	RPI	S	Opponent	Score	RPI	S	Opponent	Score	RPI	S	Opponent	Score
10	H	Middle Tenn.	65 71									205	H	Grambling	92 67
11	A	Western Ky.	69 98									231	N	Utah	52 38
18	H	Baylor	54 96									236	A	Nevada	77 66
												239	H	Southeast Mo. St.	58 57
												242	H	Southern U.	91 68
												283	H	South Ala.	88 48
												304	H	Mississippi Val.	91 38
LAST 12 Division I GAMES:															
283	H	South Ala.	88 48	18	H	Baylor	54 96								
242	H	Southern U.	91 68	11	A	Western Ky.	69 98								
304	H	Mississippi Val.	91 38	236	A	Nevada	77 66								
205	H	Grambling	92 67	231	N	Utah	52 38								
				239	H	Southeast Mo. St.	58 57								
				10	H	Middle Tenn.	65 71								

Non-Div I Games:

Ole Miss

Average RPI Win:	218	WON-LOST	WINNING	LAST 10	STRENGTH OF	OPP. STRENGTH	TEAM	ADJ.	CONF.	ADJ CONF.
Average RPI Loss:	237	RECORD	PCT. RANK	GAMES	SCHEDULE	OF SCHEDULE	RPI	RPI	RPI	RPI
DIV. I ONLY	3- 5	217	3- 5	317	307	315	315	26	26	
DIV. I NON-CONF.	3- 5	214	3- 5	316	307	314	314	26	26	
TOTALS	RPI 1-25	RPI 26-50	W-L RECORDS	RPI 51-100	RPI 101-150	RPI 150+				
3- 5	0- 0	0- 0	OVERALL	1- 1	0- 0	2- 4				
2- 3	0- 0	0- 0	HOME	1- 1	0- 0	1- 2				
1- 2	0- 0	0- 0	AWAY	0- 0	0- 0	1- 2				
0- 0	0- 0	0- 0	NEUTRAL	0- 0	0- 0	0- 0				
3- 5	0- 0	0- 0	NON-CONFERENCE	1- 1	0- 0	2- 4				
2- 3	0- 0	0- 0	HOME	1- 1	0- 0	1- 2				
1- 2	0- 0	0- 0	AWAY	0- 0	0- 0	1- 2				
0- 0	0- 0	0- 0	NEUTRAL	0- 0	0- 0	0- 0				
0- 0	0- 0	0- 0	CONFERENCE	0- 0	0- 0	0- 0				
0- 0	0- 0	0- 0	HOME	0- 0	0- 0	0- 0				
0- 0	0- 0	0- 0	AWAY	0- 0	0- 0	0- 0				
0- 0	0- 0	0- 0	NEUTRAL	0- 0	0- 0	0- 0				

RPI 1-25			RPI 26-50			RPI 51-100			RPI 101+			Team's RPI: 315
RPI	S	Opponent	Score	RPI	S	Opponent	Score	RPI	S	Opponent	Score	
						64	H Bakersfield	80 68	190	H Northern Colo.	58	67
						94	H North Dakota	52 72	243	H SIUE	54	69
									254	A Milwaukee	64	61
									320	A Eastern Ill.	66	77
									335	H Alcorn	59	39
									340	A Air Force	57	65
LAST 12 Division I GAMES:												
243	H	SIUE	54	69	320	A	Eastern Ill.	66	77			
64	H	Bakersfield	80	68	190	H	Northern Colo.	58	67			
254	A	Milwaukee	64	61	94	H	North Dakota	52	72			
					340	A	Air Force	57	65			
					335	H	Alcorn	59	39			

Non-Div I Games: Peru St. 68 54 Graceland (IA) 89 54

Omaha



Oral Roberts

Through Games Of Dec. 14, 2014

Average RPI Win:	238	WON-LOST	WINNING	LAST 10	STRENGTH OF	OPP. STRENGTH	TEAM	ADJ.	CONF.	ADJ CONF.
Average RPI Loss:	121	RECORD	PCT. RANK	GAMES	SCHEDULE	OF SCHEDULE	RPI	RPI	RPI	RPI
DIV. I ONLY	4- 6	209	4- 5	114	259	193	193	26	26	
DIV. I NON-CONF.	4- 6	204	4- 6	122	262	195	195	26	26	
TOTALS	RPI 1-25	RPI 26-50	W-L RECORDS	RPI 51-100	RPI 101-150	RPI 150+				
4- 6	0- 1	0- 1	OVERALL	0- 2	0- 0	4- 2				
3- 1	0- 0	0- 0	HOME	0- 0	0- 0	3- 1				
0- 4	0- 0	0- 0	AWAY	0- 0	0- 0	0- 0				
1- 1	0- 0	0- 0	NEUTRAL	0- 0	0- 0	1- 1				
4- 6	0- 1	0- 1	NON-CONFERENCE	0- 2	0- 0	4- 2				
3- 1	0- 0	0- 0	HOME	0- 0	0- 0	3- 1				
0- 4	0- 1	0- 1	AWAY	0- 2	0- 0	0- 0				
1- 1	0- 0	0- 0	NEUTRAL	0- 0	0- 0	1- 1				
0- 0	0- 0	0- 0	CONFERENCE	0- 0	0- 0	0- 0				
0- 0	0- 0	0- 0	HOME	0- 0	0- 0	0- 0				
0- 0	0- 0	0- 0	AWAY	0- 0	0- 0	0- 0				
0- 0	0- 0	0- 0	NEUTRAL	0- 0	0- 0	0- 0				

RPI 1-25				RPI 26-50				RPI 51-100				RPI 101+ Team's RPI: 193			
RPI	S	Opponent	Score	RPI	S	Opponent	Score	RPI	S	Opponent	Score	RPI	S	Opponent	Score
18	A	Baylor	60 101	32	A	UALR	43 54	53	A	Tennessee	39 91	165	H	Eastern Mich.	63 62
								70	A	Kansas St.	47 53	206	N	N.C. A&T	38 47
												222	H	Missouri St.	70 57
												248	H	Tulsa	73 71
												318	N	Austin Peay	73 60
												345	H	Grand Canyon	51 54
LAST 12 Division I GAMES:															
345	H	Grand Canyon	51 54	70	A	Kansas St.	47 53								
165	H	Eastern Mich.	63 62	248	H	Tulsa	73 71								
318	N	Austin Peay	73 60	53	A	Tennessee	39 91								
206	N	N.C. A&T	38 47	18	A	Baylor	60 101								
32	A	UALR	43 54												
222	H	Missouri St.	70 57												

Non-Div I Games: Southwestern Christ88 49

Oral Roberts

Loss, Non-Conf, S Site, H Home A Away N Neutral

## Oregon

Through Games Of Dec. 14, 2014

Average RPI Win:	269	WON-LOST	WINNING	LAST 10	STRENGTH OF	OPP. STRENGTH	TEAM	ADJ.	CONF.	ADJ CONF.
Average RPI Loss:	49	RECORD	PCT. RANK	GAMES	SCHEDULE	OF SCHEDULE	RPI	RPI	RPI	RPI
DIV. I ONLY	5- 3	109	5- 3	256	62	191	191	2	2	
DIV. I NON-CONF.	5- 3	109	5- 3	260	63	193	193	2	2	
TOTALS	RPI 1-25	RPI 26-50	W-L RECORDS	RPI 51-100	RPI 101-150	RPI 150+				
5- 3	0- 1	0- 0	OVERALL	0- 2	0- 0	5- 0				
4- 1	0- 1	0- 0	HOME	0- 0	0- 0	4- 0				
1- 0	0- 0	0- 0	AWAY	0- 0	0- 0	1- 0				
0- 2	0- 0	0- 0	NEUTRAL	0- 2	0- 0	0- 0				
5- 3	0- 1	0- 0	NON-CONFERENCE	0- 2	0- 0	5- 0				
4- 1	0- 1	0- 0	HOME	0- 0	0- 0	4- 0				
1- 0	0- 0	0- 0	AWAY	0- 0	0- 0	1- 0				
0- 2	0- 0	0- 0	NEUTRAL	0- 2	0- 0	0- 0				
0- 0	0- 0	0- 0	CONFERENCE	0- 0	0- 0	0- 0				
0- 0	0- 0	0- 0	HOME	0- 0	0- 0	0- 0				
0- 0	0- 0	0- 0	AWAY	0- 0	0- 0	0- 0				
0- 0	0- 0	0- 0	NEUTRAL	0- 0	0- 0	0- 0				

RPI 1-25				RPI 26-50				RPI 51-100				RPI 101+				Team's RPI: 191	
RPI	S	Opponent	Score	RPI	S	Opponent	Score	RPI	S	Opponent	Score	RPI	S	Opponent	Score		
7	H	North Carolina	59 76					59	N	Central Mich.	67 73	203	H	Utah St.	100 77		
								81	N	American	64 72	259	A	Portland	72 49		
												279	H	Navy	72 64		
												290	H	Portland St.	63 56		
												314	H	Northern Ariz.	59 47		
LAST 12 Division I GAMES:																	
				81	N	American	64 72	314	H	Northern Ariz.	59 47						
				59	N	Central Mich.	67 73	279	H	Navy	72 64						
				290	H	Portland St.	63 56	259	A	Portland	72 49						
				7	H	North Carolina	59 76										
				203	H	Utah St.	100 77										

Non-Div I Games:

Oregon

■ Loss, 
 ■ Non-Conf, 
 S Site, 
 ■ Home 
 ■ Away 
 N Neutral

Average RPI Win:	186	WON-LOST	WINNING	LAST 10	STRENGTH OF	OPP. STRENGTH	TEAM	ADJ.	CONF.	ADJ CONF.
Average RPI Loss:	0	RECORD	PCT. RANK	GAMES	SCHEDULE	OF SCHEDULE	RPI	RPI	RPI	RPI
DIV. I ONLY	6- 0	1	6- 0	325	11	72	72	2	2	
DIV. I NON-CONF.	6- 0	1	6- 0	326	11	73	73	2	2	
TOTALS	RPI 1-25	RPI 26-50	W-L RECORDS	RPI 51-100	RPI 101-150	RPI 150+				
6- 0	0- 0	0- 0	OVERALL	0- 0	2- 0	4- 0				
4- 0	0- 0	0- 0	HOME	0- 0	1- 0	3- 0				
0- 0	0- 0	0- 0	AWAY	0- 0	0- 0	0- 0				
2- 0	0- 0	0- 0	NEUTRAL	0- 0	1- 0	1- 0				
6- 0	0- 0	0- 0	NON-CONFERENCE	0- 0	2- 0	4- 0				
4- 0	0- 0	0- 0	HOME	0- 0	1- 0	3- 0				
0- 0	0- 0	0- 0	AWAY	0- 0	0- 0	0- 0				
2- 0	0- 0	0- 0	NEUTRAL	0- 0	1- 0	1- 0				
0- 0	0- 0	0- 0	CONFERENCE	0- 0	0- 0	0- 0				
0- 0	0- 0	0- 0	HOME	0- 0	0- 0	0- 0				
0- 0	0- 0	0- 0	AWAY	0- 0	0- 0	0- 0				
0- 0	0- 0	0- 0	NEUTRAL	0- 0	0- 0	0- 0				

RPI 1-25				RPI 26-50				RPI 51-100				Team's RPI: 72		RPI 101+			
RPI	S	Opponent	Score	RPI	S	Opponent	Score	RPI	S	Opponent	Score			RPI	S	Opponent	Score
														103	H	Idaho	75 53
														104	N	BYU	71 61
														203	H	Utah St.	85 62
														212	N	Butler	85 53
														235	H	Sacramento St.	109 61
														259	H	Portland	87 65
LAST 12 Division I GAMES:																	
				235	H	Sacramento St.	109 61					103	H	Idaho		75 53	
												104	N	BYU		71 61	
												212	N	Butler		85 53	
												203	H	Utah St.		85 62	
												259	H	Portland		87 65	

Non-Div I Games: Concordia Portland 92 35

Oregon St.





















Average RPI Win: 187		WON-LOST	WINNING	LAST 10	STRENGTH OF	OPP. STRENGTH	TEAM	ADJ.	CONF.	ADJ CONF.
Average RPI Loss: 69		RECORD	PCT. RANK	GAMES	SCHEDULE	OF SCHEDULE	RPI	RPI	RPI	RPI
DIV. I ONLY		4- 2	86	4- 2	176	33	93	93	6	6
DIV. I NON-CONF.		4- 2	84	4- 2	183	33	94	94	6	6
TOTALS		RPI 1-25	RPI 26-50	W-L RECORDS	RPI 51-100	RPI 101-150	RPI 150+			
4- 2	0- 1		0- 0	OVERALL	0- 0	1- 1	3- 0			
2- 1	0- 1		0- 0	HOME	0- 0	0- 0	2- 0			
2- 1	0- 0		0- 0	AWAY	0- 0	1- 1	1- 0			
0- 0	0- 0		0- 0	NEUTRAL	0- 0	0- 0	0- 0			
4- 2	0- 1		0- 0	NON-CONFERENCE	0- 0	1- 1	3- 0			
2- 1	0- 1		0- 0	HOME	0- 0	0- 0	2- 0			
2- 1	0- 0		0- 0	AWAY	0- 0	1- 1	1- 0			
0- 0	0- 0		0- 0	NEUTRAL	0- 0	0- 0	0- 0			
0- 0	0- 0		0- 0	CONFERENCE	0- 0	0- 0	0- 0			
0- 0	0- 0		0- 0	HOME	0- 0	0- 0	0- 0			
0- 0	0- 0		0- 0	AWAY	0- 0	0- 0	0- 0			
0- 0	0- 0		0- 0	NEUTRAL	0- 0	0- 0	0- 0			

RPI 1-25				RPI 26-50				RPI 51-100				Team's RPI: 93		RPI 101+			
RPI	S	Opponent	Score	RPI	S	Opponent	Score	RPI	S	Opponent	Score			RPI	S	Opponent	Score
16	H	California	64 84											121	A	UC Davis	53 60
														135	A	Hawaii	69 61
														161	H	Iona	64 49
														215	H	Montana	62 50
														236	A	Nevada	64 53
LAST 12 Division I GAMES:																	
				236	A	Nevada	64 53					135	A	Hawaii	69 61		
				121	A	UC Davis	53 60										
				161	H	Iona	64 49										
				215	H	Montana	62 50										
				16	H	California	64 84										

Non-Div I Games: Cal Maritime 70 23 Cal St. Stanislaus 98 67

Pacific

Average RPI Win:	213	WON-LOST	WINNING	LAST 10	STRENGTH OF	OPP. STRENGTH	TEAM	ADJ.	CONF.	ADJ CONF.
Average RPI Loss:	55	RECORD	PCT. RANK	GAMES	SCHEDULE	OF SCHEDULE	RPI	RPI	RPI	RPI
DIV. I ONLY	4- 3	132	4- 3	105	166	110	110	11	11	
DIV. I NON-CONF.	4- 3	134	4- 3	112	166	112	112	11	11	
TOTALS	RPI 1-25	RPI 26-50	W-L RECORDS	RPI 51-100	RPI 101-150	RPI 150+				
4- 3	0- 0	0- 0	OVERALL	0- 3	1- 0	3- 0				
3- 1	0- 0	0- 0	HOME	0- 1	1- 0	2- 0				
1- 2	0- 0	0- 0	AWAY	0- 2	0- 0	1- 0				
0- 0	0- 0	0- 0	NEUTRAL	0- 0	0- 0	0- 0				
4- 3	0- 0	0- 0	NON-CONFERENCE	0- 3	1- 0	3- 0				
3- 1	0- 0	0- 0	HOME	0- 1	1- 0	2- 0				
1- 2	0- 0	0- 0	AWAY	0- 2	0- 0	1- 0				
0- 0	0- 0	0- 0	NEUTRAL	0- 0	0- 0	0- 0				
0- 0	0- 0	0- 0	CONFERENCE	0- 0	0- 0	0- 0				
0- 0	0- 0	0- 0	HOME	0- 0	0- 0	0- 0				
0- 0	0- 0	0- 0	AWAY	0- 0	0- 0	0- 0				
0- 0	0- 0	0- 0	NEUTRAL	0- 0	0- 0	0- 0				

RPI 1-25			RPI 26-50			RPI 51-100			RPI 101+			Team's RPI: 110
RPI	S	Opponent	Score	RPI	S	Opponent	Score	RPI	S	Opponent	Score	
						53  Tennessee	52  97	149  Saint Joseph's	65	51		
						55  Lafayette	57  60	204  La Salle	57	29		
						56  Hampton	43  58	221  New Hampshire	74	39		
								279  Navy	60	51		
LAST 12 Division I GAMES:												
149		Saint Joseph's	65	51	56	 Hampton	43	 58				
					55	 Lafayette	57	 60				
					221	 New Hampshire	74	39				
					279	 Navy	60	51				
					204	 La Salle	57	29				
					53	 Tennessee	52	 97				

Non-Div I Games:

Penn

Average RPI Win:	271	WON-LOST	WINNING	LAST 10	STRENGTH OF	OPP. STRENGTH	TEAM	ADJ.	CONF.	ADJ CONF.
Average RPI Loss:	105	RECORD	PCT. RANK	GAMES	SCHEDULE	OF SCHEDULE	RPI	RPI	RPI	RPI
DIV. I ONLY	3- 7	251	3- 7	143	226	252	252	1	1	
DIV. I NON-CONF.	3- 7	250	3- 7	150	229	256	256	1	1	
TOTALS	RPI 1-25	RPI 26-50	W-L RECORDS	RPI 51-100	RPI 101-150	RPI 150+				
3- 7	0- 1	0- 1	OVERALL	0- 1	0- 3	3- 1				
3- 3	0- 1	0- 0	HOME	0- 1	0- 1	3- 0				
0- 2	0- 0	0- 1	AWAY	0- 0	0- 1	0- 0				
0- 2	0- 0	0- 0	NEUTRAL	0- 0	0- 1	0- 1				
3- 7	0- 1	0- 1	NON-CONFERENCE	0- 1	0- 3	3- 1				
3- 3	0- 1	0- 0	HOME	0- 1	0- 1	3- 0				
0- 2	0- 0	0- 1	AWAY	0- 0	0- 1	0- 0				
0- 2	0- 0	0- 0	NEUTRAL	0- 0	0- 1	0- 1				
0- 0	0- 0	0- 0	CONFERENCE	0- 0	0- 0	0- 0				
0- 0	0- 0	0- 0	HOME	0- 0	0- 0	0- 0				
0- 0	0- 0	0- 0	AWAY	0- 0	0- 0	0- 0				
0- 0	0- 0	0- 0	NEUTRAL	0- 0	0- 0	0- 0				

RPI 1-25				RPI 26-50				RPI 51-100				RPI 101+ Team's RPI: 252			
RPI	S	Opponent	Score	RPI	S	Opponent	Score	RPI	S	Opponent	Score	RPI	S	Opponent	Score
20	H	Seton Hall	70 75	39	A	Syracuse	39 61	91	H	St. Bonaventure	54 56	114	H	Albany (NY)	53 54
												123	A	Hartford	57 62
												150	N	Liberty	68 80
												201	N	Samford	56 59
												246	H	Towson	71 64
												258	H	Rider	85 51
												310	H	Wagner	96 66
LAST 12 Division I GAMES:															
258	H	Rider	85 51	91	H	St. Bonaventure	54 56	20	H	Seton Hall	70 75	114	H	Albany (NY)	53 54
123	A	Hartford	57 62	20	H	Seton Hall	70 75	246	H	Towson	71 64				
310	H	Wagner	96 66												
39	A	Syracuse	39 61												
201	N	Samford	56 59												
150	N	Liberty	68 80												

Non-Div I Games:

Penn St.

Pepperdine

Through Games Of Dec. 14, 2014

Average RPI Win:	271	WON-LOST	WINNING	LAST 10	STRENGTH OF	OPP. STRENGTH	TEAM	ADJ.	CONF.	ADJ CONF.
Average RPI Loss:	54	RECORD	PCT. RANK	GAMES	SCHEDULE	OF SCHEDULE	RPI	RPI	RPI	RPI
DIV. I ONLY	4- 5	182	4- 5	98	144	111	111	6	6	
DIV. I NON-CONF.	4- 5	179	4- 5	104	146	113	113	6	6	
TOTALS	RPI 1-25	RPI 26-50	W-L RECORDS	RPI 51-100	RPI 101-150	RPI 150+				
4- 5	0- 2	0- 1	OVERALL	0- 1	0- 0	4- 1				
0- 2	0- 0	0- 1	HOME	0- 0	0- 0	0- 1				
3- 3	0- 2	0- 0	AWAY	0- 1	0- 0	3- 0				
1- 0	0- 0	0- 0	NEUTRAL	0- 0	0- 0	1- 0				
4- 5	0- 2	0- 1	NON-CONFERENCE	0- 1	0- 0	4- 1				
0- 2	0- 0	0- 1	HOME	0- 0	0- 0	0- 1				
3- 3	0- 2	0- 0	AWAY	0- 1	0- 0	3- 0				
1- 0	0- 0	0- 0	NEUTRAL	0- 0	0- 0	1- 0				
0- 0	0- 0	0- 0	CONFERENCE	0- 0	0- 0	0- 0				
0- 0	0- 0	0- 0	HOME	0- 0	0- 0	0- 0				
0- 0	0- 0	0- 0	AWAY	0- 0	0- 0	0- 0				
0- 0	0- 0	0- 0	NEUTRAL	0- 0	0- 0	0- 0				

RPI S	Opponent	Score	RPI S	Opponent	Score	RPI S	Opponent	Score	RPI S	Opponent	Score	Team's RPI: 111
9	A Nebraska	65 100	27	H Long Beach St.	69 78	63	A CSUN	48 74	155	H Army	44 56	
14	A Iowa	68 97							208	A Cal Poly	76 69	
									249	N UT Martin	59 58	
									293	A UC Irvine	76 53	
									333	A UC Santa Barbara	66 44	
LAST 12 Division I GAMES:												
27	H Long Beach St.	69 78	333	A UC Santa Barbara	66 44							
155	H Army	44 56	63	A CSUN	48 74							
208	A Cal Poly	76 69	9	A Nebraska	65 100							
249	N UT Martin	59 58										
14	A Iowa	68 97										
293	A UC Irvine	76 53										

Non-Div I Games:

Pepperdine

Loss, Non-Conf, S Site, H Home A Away N Neutral

Average RPI Win:	152	WON-LOST	WINNING	LAST 10	STRENGTH OF	OPP. STRENGTH	TEAM	ADJ.	CONF.	ADJ CONF.
Average RPI Loss:	39	RECORD	PCT. RANK	GAMES	SCHEDULE	OF SCHEDULE	RPI	RPI	RPI	RPI
DIV. I ONLY	6- 3	86	6- 3	36	45	45	45	4	4	
DIV. I NON-CONF.	6- 3	84	6- 3	37	45	46	46	4	4	
TOTALS	RPI 1-25	RPI 26-50	W-L RECORDS	RPI 51-100	RPI 101-150	RPI 150+				
6- 3	1- 2	0- 0	OVERALL	2- 1	0- 0	3- 0				
5- 1	1- 1	0- 0	HOME	1- 0	0- 0	3- 0				
1- 2	0- 1	0- 0	AWAY	1- 1	0- 0	0- 0				
0- 0	0- 0	0- 0	NEUTRAL	0- 0	0- 0	0- 0				
6- 3	1- 2	0- 0	NON-CONFERENCE	2- 1	0- 0	3- 0				
5- 1	1- 1	0- 0	HOME	1- 0	0- 0	3- 0				
1- 2	0- 1	0- 0	AWAY	1- 1	0- 0	0- 0				
0- 0	0- 0	0- 0	NEUTRAL	0- 0	0- 0	0- 0				
0- 0	0- 0	0- 0	CONFERENCE	0- 0	0- 0	0- 0				
0- 0	0- 0	0- 0	HOME	0- 0	0- 0	0- 0				
0- 0	0- 0	0- 0	AWAY	0- 0	0- 0	0- 0				
0- 0	0- 0	0- 0	NEUTRAL	0- 0	0- 0	0- 0				

RPI 1-25				RPI 26-50		Team's RPI: 45		RPI 51-100				RPI 101+			
RPI	S	Opponent	Score	RPI	S	Opponent	Score	RPI	S	Opponent	Score	RPI	S	Opponent	Score
15	A	James Madison	64 80					67	A	Ohio St.	78 74	194	H	Niagara	70 54
22	H	Princeton	43 59					80	A	Duquesne	77 87	207	H	Radford	72 47
24	H	Michigan	85 64					92	H	Drexel	72 53	325	H	Loyola Maryland	84 46
LAST 12 Division I GAMES:															
15	A	James Madison	64 80	92	H	Drexel	72 53								
24	H	Michigan	85 64	80	A	Duquesne	77 87								
194	H	Niagara	70 54	67	A	Ohio St.	78 74								
22	H	Princeton	43 59	325	H	Loyola Maryland	84 46								
				207	H	Radford	72 47								

Non-Div I Games:

Pittsburgh



Average RPI Win:	261	WON-LOST	WINNING	LAST 10	STRENGTH OF	OPP. STRENGTH	TEAM	ADJ.	CONF.	ADJ CONF.
Average RPI Loss:	143	RECORD	PCT. RANK	GAMES	SCHEDULE	OF SCHEDULE	RPI	RPI	RPI	RPI
DIV. I ONLY	2- 7	287	1- 6	142	252	259	259	6	6	
DIV. I NON-CONF.	2- 7	283	1- 6	149	256	261	261	6	6	
TOTALS	RPI 1-25	RPI 26-50	W-L RECORDS	RPI 51-100	RPI 101-150	RPI 150+				
2- 7	0- 1	0- 0	OVERALL	0- 2	0- 0	2- 4				
1- 3	0- 1	0- 0	HOME	0- 0	0- 0	1- 2				
0- 4	0- 0	0- 0	AWAY	0- 0	0- 0	0- 0				
1- 0	0- 0	0- 0	NEUTRAL	0- 0	0- 0	1- 0				
2- 7	0- 1	0- 0	NON-CONFERENCE	0- 2	0- 0	2- 4				
1- 3	0- 1	0- 0	HOME	0- 0	0- 0	1- 2				
0- 4	0- 0	0- 0	AWAY	0- 2	0- 0	0- 2				
1- 0	0- 0	0- 0	NEUTRAL	0- 0	0- 0	1- 0				
0- 0	0- 0	0- 0	CONFERENCE	0- 0	0- 0	0- 0				
0- 0	0- 0	0- 0	HOME	0- 0	0- 0	0- 0				
0- 0	0- 0	0- 0	AWAY	0- 0	0- 0	0- 0				
0- 0	0- 0	0- 0	NEUTRAL	0- 0	0- 0	0- 0				

RPI 1-25				RPI 26-50				RPI 51-100				RPI 101+ Team's RPI: 259			
RPI	S	Opponent	Score	RPI	S	Opponent	Score	RPI	S	Opponent	Score	RPI	S	Opponent	Score
19	H	Washington	45 80					63	A	CSUN	41 45	191	H	Oregon	49 72
								72	A	Oregon St.	65 87	208	A	Cal Poly	67 76
												215	H	Montana	55 69
												231	N	Utah	58 50
												236	A	Nevada	59 84
												290	H	Portland St.	91 63
LAST 12 Division I GAMES:															
215	H	Montana	55 69	231	N	Utah	58 50								
19	H	Washington	45 80	236	A	Nevada	59 84								
191	H	Oregon	49 72	208	A	Cal Poly	67 76								
				63	A	CSUN	41 45								
				72	A	Oregon St.	65 87								
				290	H	Portland St.	91 63								

Non-Div I Games:

Portland

■ Loss, 
■ Non-Conf, S Site, 
■ Home 
■ Away 
N Neutral

Average RPI Win: 279		WON-LOST	WINNING	LAST 10	STRENGTH OF	OPP. STRENGTH	TEAM	ADJ.	CONF.	ADJ CONF.
Average RPI Loss: 151		RECORD	PCT. RANK	GAMES	SCHEDULE	OF SCHEDULE	RPI	RPI	RPI	RPI
DIV. I ONLY		1- 6	310	0- 1	163	188	290	290	23	23
DIV. I NON-CONF.		1- 6	310	0- 1	169	187	291	291	23	23
TOTALS		RPI 1-25	RPI 26-50	W-L RECORDS	RPI 51-100	RPI 101-150	RPI 150+			
1- 6	0- 0		0- 1	OVERALL	0- 1	0- 1	1- 3			
1- 2	0- 0		0- 1	HOME	0- 1	0- 0	1- 0			
0- 4	0- 0		0- 0	AWAY	0- 0	0- 1	0- 0			
0- 0	0- 0		0- 0	NEUTRAL	0- 0	0- 0	0- 0			
1- 6	0- 0		0- 1	NON-CONFERENCE	0- 1	0- 1	1- 3			
1- 2	0- 0		0- 1	HOME	0- 1	0- 0	1- 0			
0- 4	0- 0		0- 0	AWAY	0- 0	0- 1	0- 3			
0- 0	0- 0		0- 0	NEUTRAL	0- 0	0- 0	0- 0			
0- 0	0- 0		0- 0	CONFERENCE	0- 0	0- 0	0- 0			
0- 0	0- 0		0- 0	HOME	0- 0	0- 0	0- 0			
0- 0	0- 0		0- 0	AWAY	0- 0	0- 0	0- 0			
0- 0	0- 0		0- 0	NEUTRAL	0- 0	0- 0	0- 0			

[illegible]

Non-Div I Games: Corban

64 **74** Western Wash. 64 **75**

Portland St.

■ Loss, ■ Non-Conf, S Site, H Home A Away N Neutral

Prairie View

Through Games Of Dec. 14, 2014

Average RPI Win:	287	WON-LOST	WINNING	LAST 10	STRENGTH OF	OPP. STRENGTH	TEAM	ADJ.	CONF.	ADJ CONF.
Average RPI Loss:	130	RECORD	PCT. RANK	GAMES	SCHEDULE	OF SCHEDULE	RPI	RPI	RPI	RPI
DIV. I ONLY	1- 7	317	0- 1	42	182	195	195	32	32	
DIV. I NON-CONF.	1- 7	316	0- 1	44	179	196	196	32	32	
TOTALS	RPI 1-25	RPI 26-50	W-L RECORDS	RPI 51-100	RPI 101-150	RPI 150+				
1- 7	0- 2	0- 1	OVERALL	0- 0	0- 1	1- 3				
0- 0	0- 0	0- 0	HOME	0- 0	0- 0	0- 0				
1- 5	0- 0	0- 0	AWAY	0- 0	0- 1	1- 0				
0- 2	0- 2	0- 0	NEUTRAL	0- 0	0- 0	0- 0				
1- 7	0- 2	0- 1	NON-CONFERENCE	0- 0	0- 1	1- 3				
0- 0	0- 0	0- 0	HOME	0- 0	0- 0	0- 0				
1- 5	0- 0	0- 1	AWAY	0- 0	0- 1	1- 3				
0- 2	0- 2	0- 0	NEUTRAL	0- 0	0- 0	0- 0				
0- 0	0- 0	0- 0	CONFERENCE	0- 0	0- 0	0- 0				
0- 0	0- 0	0- 0	HOME	0- 0	0- 0	0- 0				
0- 0	0- 0	0- 0	AWAY	0- 0	0- 0	0- 0				
0- 0	0- 0	0- 0	NEUTRAL	0- 0	0- 0	0- 0				

RPI 1-25				RPI 26-50				RPI 51-100				RPI 101+ Team's RPI: 195			
RPI	S	Opponent	Score	RPI	S	Opponent	Score	RPI	S	Opponent	Score	RPI	S	Opponent	Score
7	N	North Carolina	45 81	34	A	Texas A&M	41 59					135	A	Hawaii	58 72
17	N	Stanford	45 88									174	A	TCU	50 56
												264	A	Stephen F. Austin	73 83
												278	A	Rice	58 70
												287	A	Houston	61 56
LAST 12 Division I GAMES:															
7	N	North Carolina	45 81	135	A	Hawaii	58 72								
34	A	Texas A&M	41 59	174	A	TCU	50 56								
264	A	Stephen F. Austin	73 83	287	A	Houston	61 56								
278	A	Rice	58 70	17	N	Stanford	45 88								

Non-Div I Games: Schreiner 90 38

Prairie View

Loss, Non-Conf, S Site, Home Away N Neutral

Presbyterian

Through Games Of Dec. 14, 2014

Average RPI Win:	298	WON-LOST	WINNING	LAST 10	STRENGTH OF	OPP. STRENGTH	TEAM	ADJ.	CONF.	ADJ CONF.
Average RPI Loss:	144	RECORD	PCT. RANK	GAMES	SCHEDULE	OF SCHEDULE	RPI	RPI	RPI	RPI
DIV. I ONLY	3- 4	193	3- 4	111	337	152	152	30	30	
DIV. I NON-CONF.	2- 3	204	2- 3	48	343	125	125	30	30	
TOTALS	RPI 1-25	RPI 26-50	W-L RECORDS	RPI 51-100	RPI 101-150	RPI 150+				
3- 4	0- 0	0- 0	OVERALL	0- 0	0- 4	3- 0				
2- 0	0- 0	0- 0	HOME	0- 0	0- 0	2- 0				
1- 4	0- 0	0- 0	AWAY	0- 0	0- 4	1- 0				
0- 0	0- 0	0- 0	NEUTRAL	0- 0	0- 0	0- 0				
2- 3	0- 0	0- 0	NON-CONFERENCE	0- 0	0- 3	2- 0				
1- 0	0- 0	0- 0	HOME	0- 0	0- 0	1- 0				
1- 3	0- 0	0- 0	AWAY	0- 0	0- 3	1- 0				
0- 0	0- 0	0- 0	NEUTRAL	0- 0	0- 0	0- 0				
1- 1	0- 0	0- 0	CONFERENCE	0- 0	0- 1	1- 0				
1- 0	0- 0	0- 0	HOME	0- 0	0- 0	1- 0				
0- 1	0- 0	0- 0	AWAY	0- 0	0- 1	0- 0				
0- 0	0- 0	0- 0	NEUTRAL	0- 0	0- 0	0- 0				

RPI 1-25			RPI 26-50			RPI 51-100			RPI 101+			Team's RPI: 152
RPI	S	Opponent	Score	RPI	S	Opponent	Score	RPI	S	Opponent	Score	
								141	A	Xavier	43	45
								144	A	High Point	49	54
								145	A	Old Dominion	26	41
								146	A	VCU	36	55
								282	H	Gardner-Webb	55	50
								300	A	Western Caro.	51	44
								311	H	South Carolina St.	46	33
LAST 12 Division I GAMES:												
144	A	High Point	49	54	311	H	South Carolina St.	46	33			
282	H	Gardner-Webb	55	50	141	A	Xavier	43	45			
					300	A	Western Caro.	51	44			
					146	A	VCU	36	55			
					145	A	Old Dominion	26	41			

Non-Div I Games: Allen 120 45

Presbyterian

Loss, Non-Conf, S Site, H Home A Away N Neutral

Average RPI Win: 154		WON-LOST	WINNING	LAST 10	STRENGTH OF	OPP. STRENGTH	TEAM	ADJ.	CONF.	ADJ CONF.
Average RPI Loss: 0		RECORD	PCT. RANK	GAMES	SCHEDULE	OF SCHEDULE	RPI	RPI	RPI	RPI
DIV. I ONLY		10- 0	1	10- 0	182	18	22	22	11	11
DIV. I NON-CONF.		10- 0	1	10- 0	189	18	21	21	11	11
TOTALS		RPI 1-25	RPI 26-50		W-L RECORDS		RPI 51-100	RPI 101-150	RPI 150+	
10- 0	1- 0	1- 0		OVERALL		3- 0	0- 0		5- 0	
3- 0	0- 0	0- 0		HOME		1- 0	0- 0		2- 0	
4- 0	1- 0	1- 0		AWAY		2- 0	0- 0		0- 0	
3- 0	0- 0	0- 0		NEUTRAL		0- 0	0- 0		3- 0	
10- 0	1- 0	1- 0		NON-CONFERENCE		3- 0	0- 0		5- 0	
3- 0	0- 0	0- 0		HOME		1- 0	0- 0		2- 0	
4- 0	1- 0	1- 0		AWAY		2- 0	0- 0		0- 0	
3- 0	0- 0	0- 0		NEUTRAL		0- 0	0- 0		3- 0	
0- 0	0- 0	0- 0		CONFERENCE		0- 0	0- 0		0- 0	
0- 0	0- 0	0- 0		HOME		0- 0	0- 0		0- 0	
0- 0	0- 0	0- 0		AWAY		0- 0	0- 0		0- 0	
0- 0	0- 0	0- 0		NEUTRAL		0- 0	0- 0		0- 0	

RPI	S	Opponent	Score	RPI	S	Opponent	Score	RPI	S	Opponent	Score	RPI	S	Opponent	Score
24	A	Michigan	85 55	45	A	Pittsburgh	59 43	80	A	Duquesne	79 62	214	N	Charlotte	73 43
								81	A	American	63 56	215	N	Montana	80 55
								92	H	Drexel	59 43	226	N	Wake Forest	72 55
												267	H	Binghamton	96 58
												292	H	Georgetown	83 54
LAST 12 Division I GAMES:															
24	A	Michigan	85 55	267	H	Binghamton	96 58								
292	H	Georgetown	83 54	92	H	Drexel	59 43								
214	N	Charlotte	73 43	80	A	Duquesne	79 62								
215	N	Montana	80 55	45	A	Pittsburgh	59 43								
226	N	Wake Forest	72 55												
81	A	American	63 56												

Non-Div I Games:

Princeton



Average RPI Win:	137	WON-LOST	WINNING	LAST 10	STRENGTH OF	OPP. STRENGTH	TEAM	ADJ.	CONF.	ADJ CONF.
Average RPI Loss:	27	RECORD	PCT. RANK	GAMES	SCHEDULE	OF SCHEDULE	RPI	RPI	RPI	RPI
DIV. I ONLY	4- 4	154	4- 4	4	40	43	43	1	1	
DIV. I NON-CONF.	4- 4	154	4- 4	5	40	44	44	1	1	
TOTALS	RPI 1-25	RPI 26-50	W-L RECORDS	RPI 51-100	RPI 101-150	RPI 150+				
4- 4	0- 1	0- 3	OVERALL	1- 0	2- 0	1- 0				
2- 2	0- 1	0- 1	HOME	0- 0	2- 0	0- 0				
1- 1	0- 0	0- 1	AWAY	0- 0	0- 0	1- 0				
1- 1	0- 0	0- 1	NEUTRAL	1- 0	0- 0	0- 0				
4- 4	0- 1	0- 3	NON-CONFERENCE	1- 0	2- 0	1- 0				
2- 2	0- 1	0- 1	HOME	0- 0	2- 0	0- 0				
1- 1	0- 0	0- 1	AWAY	0- 0	0- 0	1- 0				
1- 1	0- 0	0- 1	NEUTRAL	1- 0	0- 0	0- 0				
0- 0	0- 0	0- 0	CONFERENCE	0- 0	0- 0	0- 0				
0- 0	0- 0	0- 0	HOME	0- 0	0- 0	0- 0				
0- 0	0- 0	0- 0	AWAY	0- 0	0- 0	0- 0				
0- 0	0- 0	0- 0	NEUTRAL	0- 0	0- 0	0- 0				

RPI 1-25				RPI 26-50				Team's RPI: 43	RPI 51-100				RPI 101+			
RPI	S	Opponent	Score	RPI	S	Opponent	Score		RPI	S	Opponent	Score	RPI	S	Opponent	Score
5	H	Green Bay	78 81	29	H	Florida St.	64 67		84	N	Texas Tech	69 53	101	H	Toledo	66 48
				31	A	Dayton	61 63						105	H	Kansas	61 48
				44	N	George Washington	59 79						257	A	Ball St.	66 60
LAST 12 Division I GAMES:																
101	H	Toledo	66 48	105	H	Kansas	61 48									
5	H	Green Bay	78 81	31	A	Dayton	61 63									
257	A	Ball St.	66 60	29	H	Florida St.	64 67									
				44	N	George Washington	59 79									
				84	N	Texas Tech	69 53									

Non-Div I Games:

Purdue

Quinnipiac

Through Games Of Dec. 14, 2014

Average RPI Win:	161	WON-LOST	WINNING	LAST 10	STRENGTH OF	OPP. STRENGTH	TEAM	ADJ.	CONF.	ADJ CONF.
Average RPI Loss:	70	RECORD	PCT. RANK	GAMES	SCHEDULE	OF SCHEDULE	RPI	RPI	RPI	RPI
DIV. I ONLY	6- 2	60	6- 2	119	52	48	48	22	22	
DIV. I NON-CONF.	4- 2	84	4- 2	53	68	51	51	19	19	
TOTALS	RPI 1-25	RPI 26-50	W-L RECORDS	RPI 51-100	RPI 101-150	RPI 150+				
6- 2	0- 1	0- 0	OVERALL	1- 0	1- 1	4- 0				
3- 0	0- 0	0- 0	HOME	1- 0	0- 0	2- 0				
1- 1	0- 0	0- 0	AWAY	0- 0	0- 0	1- 0				
2- 1	0- 0	0- 0	NEUTRAL	0- 0	1- 1	1- 0				
4- 2	0- 1	0- 0	NON-CONFERENCE	1- 0	1- 1	2- 0				
2- 0	0- 0	0- 0	HOME	1- 0	0- 0	1- 0				
0- 1	0- 1	0- 0	AWAY	0- 0	0- 0	0- 0				
2- 1	0- 0	0- 0	NEUTRAL	0- 0	1- 1	1- 0				
2- 0	0- 0	0- 0	CONFERENCE	0- 0	0- 0	2- 0				
1- 0	0- 0	0- 0	HOME	0- 0	0- 0	1- 0				
1- 0	0- 0	0- 0	AWAY	0- 0	0- 0	1- 0				
0- 0	0- 0	0- 0	NEUTRAL	0- 0	0- 0	0- 0				

RPI 1-25				RPI 26-50		Team's RPI: 48		RPI 51-100				RPI 101+			
RPI	S	Opponent	Score	RPI	S	Opponent	Score	RPI	S	Opponent	Score	RPI	S	Opponent	Score
2	A	Notre Dame	52 112					56	H	Hampton	87 59	130	N	Alabama	73 66
												138	N	Harvard	83 87
												155	H	Army	79 64
												177	H	Siena	78 65
												184	A	Fairfield	67 66
												266	N	Holy Cross	74 67
LAST 12 Division I GAMES:															
184	A	Fairfield	67 66	2	A	Notre Dame	52 112	266	N	Holy Cross	74 67	138	N	Harvard	83 87
177	H	Siena	78 65	56	H	Hampton	87 59	155	H	Army	79 64				
130	N	Alabama	73 66												

Non-Div I Games:

Quinnipiac

Loss, Non-Conf, S Site, H Home A Away N Neutral



Average RPI Win:	231	WON-LOST	WINNING	LAST 10	STRENGTH OF	OPP. STRENGTH	TEAM	ADJ.	CONF.	ADJ CONF.
Average RPI Loss:	107	RECORD	PCT. RANK	GAMES	SCHEDULE	OF SCHEDULE	RPI	RPI	RPI	RPI
DIV. I ONLY	2- 6	268	2- 6	47	269	207	207	30	30	
DIV. I NON-CONF.	2- 4	226	2- 4	38	246	147	147	30	30	
TOTALS	RPI 1-25	RPI 26-50	W-L RECORDS	RPI 51-100	RPI 101-150	RPI 150+				
2- 6	0- 0	0- 1	OVERALL	0- 2	1- 2	1- 1				
1- 4	0- 0	0- 0	HOME	0- 1	0- 2	1- 1				
1- 2	0- 0	0- 1	AWAY	0- 1	1- 0	0- 0				
0- 0	0- 0	0- 0	NEUTRAL	0- 0	0- 0	0- 0				
2- 4	0- 0	0- 1	NON-CONFERENCE	0- 2	1- 1	1- 0				
1- 2	0- 0	0- 0	HOME	0- 1	0- 1	1- 0				
1- 2	0- 0	0- 1	AWAY	0- 1	1- 0	0- 0				
0- 0	0- 0	0- 0	NEUTRAL	0- 0	0- 0	0- 0				
0- 2	0- 0	0- 0	CONFERENCE	0- 0	0- 1	0- 1				
0- 2	0- 0	0- 0	HOME	0- 0	0- 1	0- 1				
0- 0	0- 0	0- 0	AWAY	0- 0	0- 0	0- 0				
0- 0	0- 0	0- 0	NEUTRAL	0- 0	0- 0	0- 0				

RPI 1-25				RPI 26-50				RPI 51-100				RPI 101+				Team's RPI: 207	
RPI	S	Opponent	Score	RPI	S	Opponent	Score	RPI	S	Opponent	Score	RPI	S	Opponent	Score		
				45	A	Pittsburgh	47 72	52	H	Youngstown St.	44 70	131	A	Appalachian St.	68 67		
								85	A	Virginia	47 75	136	H	William & Mary	71 81		
												150	H	Liberty	63 72		
												171	H	Coastal Caro.	42 75		
												330	H	Norfolk St.	74 65		
LAST 12 Division I GAMES:																	
				150	H	Liberty	63 72	171	H	Coastal Caro.	42 75						
				136	H	William & Mary	71 81	85	A	Virginia	47 75						
				131	A	Appalachian St.	68 67										
				45	A	Pittsburgh	47 72										
				52	H	Youngstown St.	44 70										
				330	H	Norfolk St.	74 65										

Non-Div I Games:

Radford

## Rhode Island

Through Games Of Dec. 14, 2014

Average RPI Win:	236	WON-LOST	WINNING	LAST 10	STRENGTH OF	OPP. STRENGTH	TEAM	ADJ.	CONF.	ADJ CONF.
Average RPI Loss:	137	RECORD	PCT. RANK	GAMES	SCHEDULE	OF SCHEDULE	RPI	RPI	RPI	RPI
DIV. I ONLY	7- 3	79	7- 3	262	193	157	157	8	8	
DIV. I NON-CONF.	7- 3	78	7- 3	266	191	159	159	8	8	
TOTALS	RPI 1-25	RPI 26-50	W-L RECORDS	RPI 51-100	RPI 101-150	RPI 150+				
7- 3	0- 0	0- 0	OVERALL	0- 2	0- 0	7- 1				
3- 2	0- 0	0- 0	HOME	0- 2	0- 0	3- 0				
3- 1	0- 0	0- 0	AWAY	0- 0	0- 0	3- 1				
1- 0	0- 0	0- 0	NEUTRAL	0- 0	0- 0	1- 0				
7- 3	0- 0	0- 0	NON-CONFERENCE	0- 2	0- 0	7- 1				
3- 2	0- 0	0- 0	HOME	0- 2	0- 0	3- 0				
3- 1	0- 0	0- 0	AWAY	0- 0	0- 0	3- 1				
1- 0	0- 0	0- 0	NEUTRAL	0- 0	0- 0	1- 0				
0- 0	0- 0	0- 0	CONFERENCE	0- 0	0- 0	0- 0				
0- 0	0- 0	0- 0	HOME	0- 0	0- 0	0- 0				
0- 0	0- 0	0- 0	AWAY	0- 0	0- 0	0- 0				
0- 0	0- 0	0- 0	NEUTRAL	0- 0	0- 0	0- 0				

RPI 1-25				RPI 26-50				RPI 51-100				RPI 101+				Team's RPI: 157	
RPI	S	Opponent	Score	RPI	S	Opponent	Score	RPI	S	Opponent	Score	RPI	S	Opponent	Score		
								65	H	East Carolina	38	66	156	A	UMass Lowell	75	66
								83	H	Marshall	45	61	163	H	Central Conn. St.	58	46
													238	A	Providence	63	56
													246	N	Towson	60	49
													251	H	Brown	65	61
													262	A	Columbia	69	79
													289	H	Boston U.	56	48
													309	A	LIU Brooklyn	66	49
LAST 12 Division I GAMES:																	
				246	N	Towson	60	49					289	H	Boston U.	56	48
				262	A	Columbia	69	79					238	A	Providence	63	56
				156	A	UMass Lowell	75	66					163	H	Central Conn. St.	58	46
				65	H	East Carolina	38	66					251	H	Brown	65	61
				83	H	Marshall	45	61					309	A	LIU Brooklyn	66	49

Non-Div I Games:

Rhode Island

■ Loss, 
 ■ Non-Conf, 
 S Site, 
 ■ Home 
 ■ Away 
 N Neutral

Average RPI Win:	285	WON-LOST	WINNING	LAST 10	STRENGTH OF	OPP. STRENGTH	TEAM	ADJ.	CONF.	ADJ CONF.
Average RPI Loss:	154	RECORD	PCT. RANK	GAMES	SCHEDULE	OF SCHEDULE	RPI	RPI	RPI	RPI
DIV. I ONLY	3- 4	193	3- 4	244	301	278	278	19	19	
DIV. I NON-CONF.	3- 4	189	3- 4	247	302	280	280	20	20	
TOTALS	RPI 1-25	RPI 26-50	W-L RECORDS	RPI 51-100	RPI 101-150	RPI 150+				
3- 4	0- 0	0- 2	OVERALL	0- 0	0- 0	3- 2				
3- 2	0- 0	0- 1	HOME	0- 0	0- 0	3- 1				
0- 2	0- 0	0- 1	AWAY	0- 0	0- 0	0- 1				
0- 0	0- 0	0- 0	NEUTRAL	0- 0	0- 0	0- 0				
3- 4	0- 0	0- 2	NON-CONFERENCE	0- 0	0- 0	3- 2				
3- 2	0- 0	0- 1	HOME	0- 0	0- 0	3- 1				
0- 2	0- 0	0- 1	AWAY	0- 0	0- 0	0- 1				
0- 0	0- 0	0- 0	NEUTRAL	0- 0	0- 0	0- 0				
0- 0	0- 0	0- 0	CONFERENCE	0- 0	0- 0	0- 0				
0- 0	0- 0	0- 0	HOME	0- 0	0- 0	0- 0				
0- 0	0- 0	0- 0	AWAY	0- 0	0- 0	0- 0				
0- 0	0- 0	0- 0	NEUTRAL	0- 0	0- 0	0- 0				

RPI 1-25			RPI 26-50			RPI 51-100			RPI 101+			Team's RPI: 278
RPI	S	Opponent	Score	RPI	S	Opponent	Score	RPI	S	Opponent	Score	
				32	H	UALR	40 55					
				34	A	Texas A&M	55 76					
LAST 12 Division I GAMES:												
				264	H	Stephen F. Austin	59 70	287	A	Houston	58 59	
								335	H	Alcorn	61 33	
								324	H	A&M-Corpus Christi	59 54	
								32	H	UALR	40 55	
								34	A	Texas A&M	55 76	
								195	H	Prairie View	70 58	

Non-Div I Games:

Rice

Average RPI Win:	274	WON-LOST	WINNING	LAST 10	STRENGTH OF	OPP. STRENGTH	TEAM	ADJ.	CONF.	ADJ CONF.
Average RPI Loss:	43	RECORD	PCT. RANK	GAMES	SCHEDULE	OF SCHEDULE	RPI	RPI	RPI	RPI
DIV. I ONLY	4- 4	154	1- 1	254	48	233	233	8	8	
DIV. I NON-CONF.	4- 4	154	1- 1	258	49	236	236	8	8	
TOTALS	RPI 1-25	RPI 26-50	W-L RECORDS	RPI 51-100	RPI 101-150	RPI 150+				
4- 4	0- 1	0- 1	OVERALL	0- 2	0- 0	4- 0				
4- 1	0- 0	0- 0	HOME	0- 1	0- 0	4- 0				
0- 1	0- 0	0- 0	AWAY	0- 0	0- 0	0- 0				
0- 2	0- 0	0- 1	NEUTRAL	0- 1	0- 0	0- 0				
4- 4	0- 1	0- 1	NON-CONFERENCE	0- 2	0- 0	4- 0				
4- 1	0- 0	0- 0	HOME	0- 1	0- 0	4- 0				
0- 1	0- 1	0- 0	AWAY	0- 0	0- 0	0- 0				
0- 2	0- 0	0- 1	NEUTRAL	0- 1	0- 0	0- 0				
0- 0	0- 0	0- 0	CONFERENCE	0- 0	0- 0	0- 0				
0- 0	0- 0	0- 0	HOME	0- 0	0- 0	0- 0				
0- 0	0- 0	0- 0	AWAY	0- 0	0- 0	0- 0				
0- 0	0- 0	0- 0	NEUTRAL	0- 0	0- 0	0- 0				

RPI 1-25				RPI 26-50				RPI 51-100				RPI 101+Team's RPI: 233			
RPI	S	Opponent	Score	RPI	S	Opponent	Score	RPI	S	Opponent	Score	RPI	S	Opponent	Score
15	A	James Madison	68 79	41	N	Arkansas	55 74	56	H	Hampton	53 64	226	H	Wake Forest	79 72
								59	N	Central Mich.	56 61	238	H	Providence	75 59
												292	H	Georgetown	65 57
												339	H	Longwood	80 50
LAST 12 Division I GAMES:															
15	A	James Madison	68 79	292	H	Georgetown	65 57								
339	H	Longwood	80 50	238	H	Providence	75 59								
226	H	Wake Forest	79 72												
56	H	Hampton	53 64												
41	N	Arkansas	55 74												
59	N	Central Mich.	56 61												

Non-Div I Games:

Richmond

Average RPI Win: <b>227</b>	WON-LOST	WINNING	LAST 10	STRENGTH OF	OPP. STRENGTH	TEAM	ADJ.	CONF.	ADJ CONF.
Average RPI Loss: <b>166</b>	RECORD	PCT. RANK	GAMES	SCHEDULE	OF SCHEDULE	RPI	RPI	RPI	RPI
DIV. I ONLY	2- 7	287	2- 7	233	160	258	258	22	22
DIV. I NON-CONF.	2- 5	256	2- 5	217	184	220	220	19	19
TOTALS	RPI 1-25	RPI 26-50	W-L RECORDS	RPI 51-100	RPI 101-150	RPI 150+			
2- 7	0- 1	0- 0	OVERALL	0- 1	1- 0	1- 5			
0- 2	0- 0	0- 0	HOME	0- 1	0- 0	0- 1			
2- 4	0- 1	0- 0	AWAY	0- 0	1- 0	1- 3			
0- 1	0- 0	0- 0	NEUTRAL	0- 0	0- 0	0- 1			
2- 5	0- 1	0- 0	NON-CONFERENCE	0- 1	1- 0	1- 3			
0- 1	0- 0	0- 0	HOME	0- 1	0- 0	0- 0			
2- 3	0- 1	0- 0	AWAY	0- 0	1- 0	1- 2			
0- 1	0- 0	0- 0	NEUTRAL	0- 0	0- 0	0- 1			
0- 2	0- 0	0- 0	CONFERENCE	0- 0	0- 0	0- 2			
0- 1	0- 0	0- 0	HOME	0- 0	0- 0	0- 1			
0- 1	0- 0	0- 0	AWAY	0- 0	0- 0	0- 1			
0- 0	0- 0	0- 0	NEUTRAL	0- 0	0- 0	0- 0			

RPI 1-25				RPI 26-50				RPI 51-100				RPI 101+ Team's RPI: 258			
RPI	S	Opponent	Score	RPI	S	Opponent	Score	RPI	S	Opponent	Score	RPI	S	Opponent	Score
20	A	Seton Hall	47 66					55	H	Lafayette	48 66	145	A	Old Dominion	59 56
												158	A	Marist	46 60
												161	H	Iona	51 71
												246	A	Towson	51 53
												252	A	Penn St.	51 85
												272	N	St. Francis Brooklyn	60 71
												309	A	LIU Brooklyn	59 56
LAST 12 Division I GAMES:															
145	A	Old Dominion	59 56	252	A	Penn St.	51 85								
55	H	Lafayette	48 66	158	A	Marist	46 60								
272	N	St. Francis Brooklyn	60 71	161	H	Iona	51 71								
246	A	Towson	51 53	309	A	LIU Brooklyn	59 56								
20	A	Seton Hall	47 66												

Non-Div I Games:

Rider

  Loss, 
  Non-Conf, 
S Site, 
  Home 
  Away 
N Neutral

Average RPI Win:	320	WON-LOST	WINNING	LAST 10	STRENGTH OF	OPP. STRENGTH	TEAM	ADJ.	CONF.	ADJ CONF.
Average RPI Loss:	102	RECORD	PCT. RANK	GAMES	SCHEDULE	OF SCHEDULE	RPI	RPI	RPI	RPI
DIV. I ONLY	2- 6	268	2- 6	107	246	192	192	29	29	
DIV. I NON-CONF.	2- 6	267	2- 6	114	251	194	194	29	29	
TOTALS	RPI 1-25	RPI 26-50	W-L RECORDS	RPI 51-100	RPI 101-150	RPI 150+				
2- 6	0- 1	0- 1	OVERALL	0- 1	0- 2	2- 1				
0- 2	0- 0	0- 0	HOME	0- 1	0- 0	0- 1				
2- 4	0- 1	0- 1	AWAY	0- 0	0- 2	2- 0				
0- 0	0- 0	0- 0	NEUTRAL	0- 0	0- 0	0- 0				
2- 6	0- 1	0- 1	NON-CONFERENCE	0- 1	0- 2	2- 1				
0- 2	0- 0	0- 0	HOME	0- 1	0- 0	0- 1				
2- 4	0- 1	0- 1	AWAY	0- 0	0- 2	2- 0				
0- 0	0- 0	0- 0	NEUTRAL	0- 0	0- 0	0- 0				
0- 0	0- 0	0- 0	CONFERENCE	0- 0	0- 0	0- 0				
0- 0	0- 0	0- 0	HOME	0- 0	0- 0	0- 0				
0- 0	0- 0	0- 0	AWAY	0- 0	0- 0	0- 0				
0- 0	0- 0	0- 0	NEUTRAL	0- 0	0- 0	0- 0				

RPI 1-25			RPI 26-50			RPI 51-100			RPI 101+			Team's RPI: 192
RPI	S	Opponent	Score	RPI	S	Opponent	Score	RPI	S	Opponent	Score	
14	A	Iowa	67 85	38	A	Illinois	48 66	80	H	Duquesne	57 71	134 A Hofstra 51 71
												141 A Xavier 65 70
												204 H La Salle 61 75
												313 A Coppin St. 75 58
												326 A UMBC 84 60
LAST 12 Division I GAMES:												
80	H	Duquesne	57 71	134	A	Hofstra	51 71					
14	A	Iowa	67 85	204	H	La Salle	61 75					
				141	A	Xavier	65 70					
				313	A	Coppin St.	75 58					
				326	A	UMBC	84 60					
				38	A	Illinois	48 66					

Non-Div I Games:

Robert Morris

Average RPI Win:	200	WON-LOST	WINNING	LAST 10	STRENGTH OF	OPP. STRENGTH	TEAM	ADJ.	CONF.	ADJ CONF.
Average RPI Loss:	30	RECORD	PCT. RANK	GAMES	SCHEDULE	OF SCHEDULE	RPI	RPI	RPI	RPI
DIV. I ONLY	8- 2	39	8- 2	197	30	79	79	1	1	
DIV. I NON-CONF.	8- 2	39	8- 2	203	29	80	80	1	1	
TOTALS	RPI 1-25	RPI 26-50	W-L RECORDS	RPI 51-100	RPI 101-150	RPI 150+				
8- 2	0- 1	1- 0	OVERALL	0- 1	1- 0	6- 0				
4- 2	0- 1	0- 0	HOME	0- 1	1- 0	3- 0				
4- 0	0- 0	1- 0	AWAY	0- 0	0- 0	3- 0				
0- 0	0- 0	0- 0	NEUTRAL	0- 0	0- 0	0- 0				
8- 2	0- 1	1- 0	NON-CONFERENCE	0- 1	1- 0	6- 0				
4- 2	0- 1	0- 0	HOME	0- 1	1- 0	3- 0				
4- 0	0- 0	1- 0	AWAY	0- 0	0- 0	3- 0				
0- 0	0- 0	0- 0	NEUTRAL	0- 0	0- 0	0- 0				
0- 0	0- 0	0- 0	CONFERENCE	0- 0	0- 0	0- 0				
0- 0	0- 0	0- 0	HOME	0- 0	0- 0	0- 0				
0- 0	0- 0	0- 0	AWAY	0- 0	0- 0	0- 0				
0- 0	0- 0	0- 0	NEUTRAL	0- 0	0- 0	0- 0				

RPI 1-25				RPI 26-50				RPI 51-100				Team's RPI: 79	RPI 101+			
RPI	S	Opponent	Score	RPI	S	Opponent	Score	RPI	S	Opponent	Score		RPI	S	Opponent	Score
7	H	North Carolina	93 96	41	A	Arkansas	64 52	53	H	Tennessee	45 55		149	H	Saint Joseph's	76 52
													173	H	Davidson	100 44
													199	A	Temple	88 55
													220	A	LSU	64 57
													240	H	Northeastern	74 60
													269	H	Colgate	60 44
													310	A	Wagner	81 53
LAST 12 Division I GAMES:																
53	H	Tennessee	45 55	269	H	Colgate	60 44									
199	A	Temple	88 55	310	A	Wagner	81 53									
41	A	Arkansas	64 52	220	A	LSU	64 57									
7	H	North Carolina	93 96	240	H	Northeastern	74 60									
173	H	Davidson	100 44	149	H	Saint Joseph's	76 52									

Non-Div I Games:

Rutgers

S  
I  
U  
E

SIUE				Through Games Of Dec. 14, 2014						
Average RPI Win:	268	WON-LOST	WINNING	LAST 10	STRENGTH OF	OPP. STRENGTH	TEAM	ADJ.	CONF.	ADJ CONF.
Average RPI Loss:	150	RECORD	PCT. RANK	GAMES	SCHEDULE	OF SCHEDULE	RPI	RPI	RPI	RPI
DIV. I ONLY		3- 5	217	3- 5	293	162	243	243	27	27
DIV. I NON-CONF.		3- 5	214	3- 5	294	162	245	245	27	27
-----										
TOTALS	RPI 1-25	RPI 26-50		W-L RECORDS		RPI 51-100	RPI 101-150		RPI 150+	
3- 5	0- 0	0- 0		OVERALL		0- 3	1- 0		2- 2	
2- 0	0- 0	0- 0		HOME		0- 0	1- 0		1- 0	
1- 5	0- 0	0- 0		AWAY		0- 3	0- 0		1- 2	
0- 0	0- 0	0- 0		NEUTRAL		0- 0	0- 0		0- 0	
3- 5	0- 0	0- 0		NON-CONFERENCE		0- 3	1- 0		2- 2	
2- 0	0- 0	0- 0		HOME		0- 0	1- 0		1- 0	
1- 5	0- 0	0- 0		AWAY		0- 3	0- 0		1- 2	
0- 0	0- 0	0- 0		NEUTRAL		0- 0	0- 0		0- 0	
0- 0	0- 0	0- 0		CONFERENCE		0- 0	0- 0		0- 0	
0- 0	0- 0	0- 0		HOME		0- 0	0- 0		0- 0	
0- 0	0- 0	0- 0		AWAY		0- 0	0- 0		0- 0	
0- 0	0- 0	0- 0		NEUTRAL		0- 0	0- 0		0- 0	

S  
I  
U  
E

RPI 1-25			RPI 26-50			RPI 51-100			RPI 101+			Team's RPI: 243
RPI	S	Opponent	Score	RPI	S	Opponent	Score	RPI	S	Opponent	Score	Score
						70	A Kansas St.	55	81	148	H Drake	74 60
						87	A Ill.-Chicago	52	63	222	A Missouri St.	69 75
						100	A Saint Louis	63	74	271	A IUPUI	76 87
										315	A Omaha	69 54
										340	H Air Force	86 51
-----												
LAST 12 Division I GAMES:												
222	A	Missouri St.	69	75	315	A	Omaha	69	54			
87	A	Ill.-Chicago	52	63	70	A	Kansas St.	55	81			
271	A	IUPUI	76	87								
340	H	Air Force	86	51								
148	H	Drake	74	60								
100	A	Saint Louis	63	74								

Non-Div I Games:

SIUE



Average RPI Win:	276	WON-LOST	WINNING	LAST 10	STRENGTH OF	OPP. STRENGTH	TEAM	ADJ.	CONF.	ADJ CONF.
Average RPI Loss:	82	RECORD	PCT. RANK	GAMES	SCHEDULE	OF SCHEDULE	RPI	RPI	RPI	RPI
DIV. I ONLY	4- 5	182	4- 5	76	213	189	189	7	7	
DIV. I NON-CONF.	4- 5	179	4- 5	82	213	191	191	7	7	
TOTALS	RPI 1-25	RPI 26-50	W-L RECORDS	RPI 51-100	RPI 101-150	RPI 150+				
4- 5	0- 2	0- 1	OVERALL	0- 0	0- 0	4- 2				
4- 3	0- 1	0- 1	HOME	0- 0	0- 0	4- 1				
0- 2	0- 1	0- 0	AWAY	0- 0	0- 0	0- 1				
0- 0	0- 0	0- 0	NEUTRAL	0- 0	0- 0	0- 0				
4- 5	0- 2	0- 1	NON-CONFERENCE	0- 0	0- 0	4- 2				
4- 3	0- 1	0- 1	HOME	0- 0	0- 0	4- 1				
0- 2	0- 1	0- 0	AWAY	0- 0	0- 0	0- 1				
0- 0	0- 0	0- 0	NEUTRAL	0- 0	0- 0	0- 0				
0- 0	0- 0	0- 0	CONFERENCE	0- 0	0- 0	0- 0				
0- 0	0- 0	0- 0	HOME	0- 0	0- 0	0- 0				
0- 0	0- 0	0- 0	AWAY	0- 0	0- 0	0- 0				
0- 0	0- 0	0- 0	NEUTRAL	0- 0	0- 0	0- 0				

RPI 1-25				RPI 26-50				RPI 51-100				RPI 101+ Team's RPI: 189			
RPI	S	Opponent	Score	RPI	S	Opponent	Score	RPI	S	Opponent	Score	RPI	S	Opponent	Score
4	A	Arizona St.	42 77	34	H	Texas A&M	62 70					174	A	TCU	63 73
8	H	Southern California	57 64									176	H	Eastern Wash.	69 53
												190	H	Northern Colo.	44 57
												277	H	Florida A&M	77 46
												316	H	UTEP	63 59
												336	H	North Texas	62 55
LAST 12 Division I GAMES:															
176	H	Eastern Wash.	69 53	34	H	Texas A&M	62 70	4	A	Arizona St.	42 77				
174	A	TCU	63 73												
316	H	UTEP	63 59	336	H	North Texas	62 55	8	H	Southern California	57 64				
190	H	Northern Colo.	44 57	277	H	Florida A&M	77 46								

Non-Div I Games:

SMU

Average RPI Win:	347	WON-LOST	WINNING	LAST 10	STRENGTH OF	OPP. STRENGTH	TEAM	ADJ.	CONF.	ADJ CONF.
Average RPI Loss:	74	RECORD	PCT. RANK	GAMES	SCHEDULE	OF SCHEDULE	RPI	RPI	RPI	RPI
DIV. I ONLY	1- 8	326	1- 8	57	89	235	235	23	23	
DIV. I NON-CONF.	1- 8	324	1- 8	61	89	238	238	23	23	
TOTALS	RPI 1-25	RPI 26-50	W-L RECORDS	RPI 51-100	RPI 101-150	RPI 150+				
1- 8	0- 2	0- 1	OVERALL	0- 3	0- 1	1- 1				
1- 1	0- 0	0- 0	HOME	0- 0	0- 1	1- 0				
0- 7	0- 2	0- 1	AWAY	0- 3	0- 0	0- 1				
0- 0	0- 0	0- 0	NEUTRAL	0- 0	0- 0	0- 0				
1- 8	0- 2	0- 1	NON-CONFERENCE	0- 3	0- 1	1- 1				
1- 1	0- 0	0- 0	HOME	0- 0	0- 1	1- 0				
0- 7	0- 2	0- 1	AWAY	0- 3	0- 0	0- 1				
0- 0	0- 0	0- 0	NEUTRAL	0- 0	0- 0	0- 0				
0- 0	0- 0	0- 0	CONFERENCE	0- 0	0- 0	0- 0				
0- 0	0- 0	0- 0	HOME	0- 0	0- 0	0- 0				
0- 0	0- 0	0- 0	AWAY	0- 0	0- 0	0- 0				
0- 0	0- 0	0- 0	NEUTRAL	0- 0	0- 0	0- 0				

RPI 1-25				RPI 26-50				RPI 51-100				RPI 101+ Team's RPI: 235			
RPI	S	Opponent	Score	RPI	S	Opponent	Score	RPI	S	Opponent	Score	RPI	S	Opponent	Score
8	A	Southern California	99 101	46	A	St. Mary's (CA)	91 99	63	A	CSUN	66 81	121	H	UC Davis	82 90
16	A	California	94 107					72	A	Oregon St.	61 109	169	A	San Diego St.	91 99
								98	A	UCLA	83 92	347	H	New Mexico St.	93 85
LAST 12 Division I GAMES:															
8	A	Southern California	99 101	72	A	Oregon St.	61 109	16	A	California	94 107				
98	A	UCLA	83 92	46	A	St. Mary's (CA)	91 99	347	H	New Mexico St.	93 85	121	H	UC Davis	82 90
169	A	San Diego St.	91 99					63	A	CSUN	66 81				

Non-Div I Games:

Sacramento St.

## Sacred Heart

Through Games Of Dec. 14, 2014

Average RPI Win:	207	WON-LOST	WINNING	LAST 10	STRENGTH OF	OPP. STRENGTH	TEAM	ADJ.	CONF.	ADJ CONF.
Average RPI Loss:	132	RECORD	PCT. RANK	GAMES	SCHEDULE	OF SCHEDULE	RPI	RPI	RPI	RPI
DIV. I ONLY	3- 4	193	0- 1	164	186	170	170	29	29	
DIV. I NON-CONF.	3- 4	189	0- 1	170	185	173	173	29	29	
TOTALS	RPI 1-25	RPI 26-50	W-L RECORDS	RPI 51-100	RPI 101-150	RPI 150+				
3- 4	0- 0	0- 0	OVERALL	0- 2	1- 1	2- 1				
1- 1	0- 0	0- 0	HOME	0- 1	0- 0	1- 0				
2- 2	0- 0	0- 0	AWAY	0- 0	1- 1	1- 1				
0- 1	0- 0	0- 0	NEUTRAL	0- 1	0- 0	0- 0				
3- 4	0- 0	0- 0	NON-CONFERENCE	0- 2	1- 1	2- 1				
1- 1	0- 0	0- 0	HOME	0- 1	0- 0	1- 0				
2- 2	0- 0	0- 0	AWAY	0- 0	1- 1	1- 1				
0- 1	0- 0	0- 0	NEUTRAL	0- 1	0- 0	0- 0				
0- 0	0- 0	0- 0	CONFERENCE	0- 0	0- 0	0- 0				
0- 0	0- 0	0- 0	HOME	0- 0	0- 0	0- 0				
0- 0	0- 0	0- 0	AWAY	0- 0	0- 0	0- 0				
0- 0	0- 0	0- 0	NEUTRAL	0- 0	0- 0	0- 0				

RPI 1-25				RPI 26-50				RPI 51-100				RPI 101+ Team's RPI: 170			
RPI	S	Opponent	Score	RPI	S	Opponent	Score	RPI	S	Opponent	Score	RPI	S	Opponent	Score
								61	H	Lehigh	77 85	123	A	Hartford	63 68
								92	N	Drexel	54 61	133	A	Maine	59 58
												161	A	Iona	82 80
												251	A	Brown	56 66
												328	H	Vermont	76 66
LAST 12 Division I GAMES:															
				92	N	Drexel	54 61	133	A	Maine	59 58				
				123	A	Hartford	63 68	161	A	Iona	82 80				
				251	A	Brown	56 66								
				328	H	Vermont	76 66								
				61	H	Lehigh	77 85								

Non-Div I Games: Bridgeport 84 41

Sacred Heart

  Loss, 
   Non-Conf, 
   S Site, 
 H Home 
 A Away 
 N Neutral

Average RPI Win:	0	WON-LOST	WINNING	LAST 10	STRENGTH OF	OPP. STRENGTH	TEAM	ADJ.	CONF.	ADJ CONF.
Average RPI Loss:	184	RECORD	PCT. RANK	GAMES	SCHEDULE	OF SCHEDULE	RPI	RPI	RPI	RPI
DIV. I ONLY	0- 7	332	0- 7	78	334	306	306	29	29	
DIV. I NON-CONF.	0- 7	329	0- 7	84	336	306	306	29	29	
TOTALS	RPI 1-25	RPI 26-50	W-L RECORDS	RPI 51-100	RPI 101-150	RPI 150+				
0- 7	0- 0	0- 0	OVERALL	0- 2	0- 1	0- 4				
0- 5	0- 0	0- 0	HOME	0- 0	0- 1	0- 4				
0- 2	0- 0	0- 0	AWAY	0- 2	0- 0	0- 0				
0- 0	0- 0	0- 0	NEUTRAL	0- 0	0- 0	0- 0				
0- 7	0- 0	0- 0	NON-CONFERENCE	0- 2	0- 1	0- 4				
0- 5	0- 0	0- 0	HOME	0- 0	0- 1	0- 4				
0- 2	0- 0	0- 0	AWAY	0- 2	0- 0	0- 0				
0- 0	0- 0	0- 0	NEUTRAL	0- 0	0- 0	0- 0				
0- 0	0- 0	0- 0	CONFERENCE	0- 0	0- 0	0- 0				
0- 0	0- 0	0- 0	HOME	0- 0	0- 0	0- 0				
0- 0	0- 0	0- 0	AWAY	0- 0	0- 0	0- 0				
0- 0	0- 0	0- 0	NEUTRAL	0- 0	0- 0	0- 0				

RPI 1-25			RPI 26-50			RPI 51-100			RPI 101+			Team's RPI: 306
RPI	S	Opponent	Score	RPI	S	Opponent	Score	RPI	S	Opponent	Score	
						53 A Tennessee	44 111	126 H East Tenn. St.		63 79		
						67 A Ohio St.	97 113	228 H Buffalo		80 88		
								247 H Bowling Green		62 76		
								253 H Canisius		74 87		
								312 H George Mason		77 86		
LAST 12 Division I GAMES:												
126	H	East Tenn. St.	63 79	247	H	Bowling Green	62 76					
228	H	Buffalo	80 88	312	H	George Mason	77 86					
67	A	Ohio St.	97 113	53	A	Tennessee	44 111					
				253	H	Canisius	74 87					

Non-Div I Games:

Saint Francis (PA)

## Saint Joseph's

Through Games Of Dec. 14, 2014

Average RPI Win:	228	WON-LOST	WINNING	LAST 10	STRENGTH OF	OPP. STRENGTH	TEAM	ADJ.	CONF.	ADJ CONF.
Average RPI Loss:	85	RECORD	PCT. RANK	GAMES	SCHEDULE	OF SCHEDULE	RPI	RPI	RPI	RPI
DIV. I ONLY	3- 6	229	0- 1	43	194	149	149	8	8	
DIV. I NON-CONF.	3- 6	226	0- 1	45	192	152	152	8	8	
TOTALS	RPI 1-25	RPI 26-50	W-L RECORDS	RPI 51-100	RPI 101-150	RPI 150+				
3- 6	0- 1	0- 0	OVERALL	0- 3	0- 2	3- 0				
2- 1	0- 0	0- 0	HOME	0- 1	0- 0	2- 0				
0- 5	0- 1	0- 0	AWAY	0- 2	0- 2	0- 0				
1- 0	0- 0	0- 0	NEUTRAL	0- 0	0- 0	1- 0				
3- 6	0- 1	0- 0	NON-CONFERENCE	0- 3	0- 2	3- 0				
2- 1	0- 0	0- 0	HOME	0- 1	0- 0	2- 0				
0- 5	0- 1	0- 0	AWAY	0- 2	0- 2	0- 0				
1- 0	0- 0	0- 0	NEUTRAL	0- 0	0- 0	1- 0				
0- 0	0- 0	0- 0	CONFERENCE	0- 0	0- 0	0- 0				
0- 0	0- 0	0- 0	HOME	0- 0	0- 0	0- 0				
0- 0	0- 0	0- 0	AWAY	0- 0	0- 0	0- 0				
0- 0	0- 0	0- 0	NEUTRAL	0- 0	0- 0	0- 0				

RPI 1-25				RPI 26-50				RPI 51-100				RPI 101+				Team's RPI: 149	
RPI	S	Opponent	Score	RPI	S	Opponent	Score	RPI	S	Opponent	Score	RPI	S	Opponent	Score		
20	A	Seton Hall	60 77					61	H	Lehigh	71 73	110	A	Penn	51 65		
								79	A	Rutgers	52 76	150	A	Liberty	75 76		
								92	A	Drexel	63 76	199	H	Temple	78 74		
												213	H	Villanova	58 54		
												272	N	St. Francis Brooklyn	64 42		
LAST 12 Division I GAMES:																	
20	A	Seton Hall	60 77	61	H	Lehigh	71 73	272	N	St. Francis Brooklyn	64 42	92	A	Drexel	63 76		
110	A	Penn	51 65					150	A	Liberty	75 76	199	H	Temple	78 74		
213	H	Villanova	58 54					79	A	Rutgers	52 76						

Non-Div I Games:

Saint Joseph's

■ Loss, 
 ■ Non-Conf, 
 ■ S Site, 
 ■ H Home 
 ■ A Away 
 N Neutral

## Saint Louis

Through Games Of Dec. 14, 2014

Average RPI Win:	243	WON-LOST	WINNING	LAST 10	STRENGTH OF	OPP. STRENGTH	TEAM	ADJ.	CONF.	ADJ CONF.
Average RPI Loss:	60	RECORD	PCT. RANK	GAMES	SCHEDULE	OF SCHEDULE	RPI	RPI	RPI	RPI
DIV. I ONLY	3- 5	217	3- 5	14	256	100	100	8	8	
DIV. I NON-CONF.	3- 5	214	3- 5	16	259	100	100	8	8	
TOTALS	RPI 1-25	RPI 26-50	W-L RECORDS	RPI 51-100	RPI 101-150	RPI 150+				
3- 5	0- 0	0- 3	OVERALL	0- 1	0- 1	3- 0				
1- 2	0- 0	0- 1	HOME	0- 1	0- 0	1- 0				
2- 3	0- 0	0- 2	AWAY	0- 0	0- 1	2- 0				
0- 0	0- 0	0- 0	NEUTRAL	0- 0	0- 0	0- 0				
3- 5	0- 0	0- 3	NON-CONFERENCE	0- 1	0- 1	3- 0				
1- 2	0- 0	0- 1	HOME	0- 1	0- 0	1- 0				
2- 3	0- 0	0- 2	AWAY	0- 0	0- 1	2- 0				
0- 0	0- 0	0- 0	NEUTRAL	0- 0	0- 0	0- 0				
0- 0	0- 0	0- 0	CONFERENCE	0- 0	0- 0	0- 0				
0- 0	0- 0	0- 0	HOME	0- 0	0- 0	0- 0				
0- 0	0- 0	0- 0	AWAY	0- 0	0- 0	0- 0				
0- 0	0- 0	0- 0	NEUTRAL	0- 0	0- 0	0- 0				

RPI 1-25				RPI 26-50				RPI 51-100				Team's RPI: 100		RPI 101+			
RPI	S	Opponent	Score	RPI	S	Opponent	Score	RPI	S	Opponent	Score			RPI	S	Opponent	Score
				26	A	Vanderbilt	57 75	66	H	Mercer	75 80			112	A	Missouri	55 74
				47	A	Indiana St.	60 63							239	A	Southeast Mo. St.	74 56
				47	H	Indiana St.	58 68							243	H	SIUE	74 63
														248	A	Tulsa	63 58
LAST 12 Division I GAMES:																	
				47	H	Indiana St.	58 68	243	H	SIUE	74 63						
				112	A	Missouri	55 74	47	A	Indiana St.	60 63						
				248	A	Tulsa	63 58										
				66	H	Mercer	75 80										
				26	A	Vanderbilt	57 75										
				239	A	Southeast Mo. St.	74 56										

Non-Div I Games: Mo.-St. Louis 68 49

Saint Louis

■ Loss, 
 ■ Non-Conf, 
 ■ S Site, 
 ■ H Home 
 ■ A Away 
 N Neutral

## Saint Peter's

Through Games Of Dec. 14, 2014

Average RPI Win:	0	WON-LOST	WINNING	LAST 10	STRENGTH OF	OPP. STRENGTH	TEAM	ADJ.	CONF.	ADJ CONF.
Average RPI Loss:	183	RECORD	PCT. RANK	GAMES	SCHEDULE	OF SCHEDULE	RPI	RPI	RPI	RPI
DIV. I ONLY	0- 7	332	0- 7	137	324	321	321	22	22	
DIV. I NON-CONF.	0- 5	329	0- 5	108	313	305	305	19	19	
TOTALS	RPI 1-25	RPI 26-50	W-L RECORDS	RPI 51-100	RPI 101-150	RPI 150+				
0- 7	0- 1	0- 0	OVERALL	0- 1	0- 0	0- 5				
0- 2	0- 0	0- 0	HOME	0- 1	0- 0	0- 1				
0- 4	0- 0	0- 0	AWAY	0- 0	0- 0	0- 0				
0- 1	0- 0	0- 0	NEUTRAL	0- 0	0- 0	0- 1				
0- 5	0- 1	0- 0	NON-CONFERENCE	0- 1	0- 0	0- 3				
0- 2	0- 0	0- 0	HOME	0- 1	0- 0	0- 1				
0- 2	0- 1	0- 0	AWAY	0- 0	0- 0	0- 1				
0- 1	0- 0	0- 0	NEUTRAL	0- 0	0- 0	0- 1				
0- 2	0- 0	0- 0	CONFERENCE	0- 0	0- 0	0- 2				
0- 0	0- 0	0- 0	HOME	0- 0	0- 0	0- 0				
0- 2	0- 0	0- 0	AWAY	0- 0	0- 0	0- 2				
0- 0	0- 0	0- 0	NEUTRAL	0- 0	0- 0	0- 0				

RPI 1-25				RPI 26-50				RPI 51-100				RPI 101+ Team's RPI: 321			
RPI	S	Opponent	Score	RPI	S	Opponent	Score	RPI	S	Opponent	Score	RPI	S	Opponent	Score
20	A	Seton Hall	45 75					61	H	Lehigh	58 70	194	A	Niagara	40 73
												230	H	Fairleigh Dickinson	59 76
												250	A	Stony Brook	40 56
												253	A	Canisius	50 75
												272	N	St. Francis Brooklyn	36 48
LAST 12 Division I GAMES:															
20	A	Seton Hall	45 75	230	H	Fairleigh Dickinson	59 76								
61	H	Lehigh	58 70	253	A	Canisius	50 75								
250	A	Stony Brook	40 56	194	A	Niagara	40 73								
				272	N	St. Francis Brooklyn	36 48								

Non-Div I Games:

Saint Peter's

■ Loss, 
 ■ Non-Conf, 
 S Site, 
 ■ Home 
 ■ Away 
 N Neutral

Average RPI Win:	319	WON-LOST	WINNING	LAST 10	STRENGTH OF	OPP. STRENGTH	TEAM	ADJ.	CONF.	ADJ CONF.
Average RPI Loss:	147	RECORD	PCT. RANK	GAMES	SCHEDULE	OF SCHEDULE	RPI	RPI	RPI	RPI
DIV. I ONLY	2- 5	258	2- 5	206	267	276	276	25	25	
DIV. I NON-CONF.	2- 5	256	2- 5	210	270	278	278	25	25	
TOTALS	RPI 1-25	RPI 26-50	W-L RECORDS	RPI 51-100	RPI 101-150	RPI 150+				
2- 5	0- 1	0- 0	OVERALL	0- 1	0- 0	2- 3				
2- 0	0- 0	0- 0	HOME	0- 0	0- 0	2- 0				
0- 3	0- 0	0- 0	AWAY	0- 1	0- 0	0- 2				
0- 2	0- 1	0- 0	NEUTRAL	0- 0	0- 0	0- 1				
2- 5	0- 1	0- 0	NON-CONFERENCE	0- 1	0- 0	2- 3				
2- 0	0- 0	0- 0	HOME	0- 0	0- 0	2- 0				
0- 3	0- 0	0- 0	AWAY	0- 1	0- 0	0- 2				
0- 2	0- 1	0- 0	NEUTRAL	0- 0	0- 0	0- 1				
0- 0	0- 0	0- 0	CONFERENCE	0- 0	0- 0	0- 0				
0- 0	0- 0	0- 0	HOME	0- 0	0- 0	0- 0				
0- 0	0- 0	0- 0	AWAY	0- 0	0- 0	0- 0				
0- 0	0- 0	0- 0	NEUTRAL	0- 0	0- 0	0- 0				

RPI 1-25				RPI 26-50				RPI 51-100				RPI 101+ Team's RPI: 276			
RPI	S	Opponent	Score	RPI	S	Opponent	Score	RPI	S	Opponent	Score	RPI	S	Opponent	Score
8	N	Southern California	67 88					60	A	South Dakota St.	49 60	168	A	La.-Lafayette	46 65
												220	A	LSU	45 71
												277	N	Florida A&M	67 69
												319	H	Texas Southern	61 54
												319	H	Texas Southern	61 54
LAST 12 Division I GAMES:															
168	A	La.-Lafayette	46 65	8	N	Southern California	67 88	60	A	South Dakota St.	49 60				
319	H	Texas Southern	61 54					220	A	LSU	45 71				
277	N	Florida A&M	67 69					319	H	Texas Southern	61 54				

Non-Div I Games: Wiley 48 65

Sam Houston St.



Average RPI Win:	256	WON-LOST	WINNING	LAST 10	STRENGTH OF	OPP. STRENGTH	TEAM	ADJ.	CONF.	ADJ CONF.
Average RPI Loss:	150	RECORD	PCT. RANK	GAMES	SCHEDULE	OF SCHEDULE	RPI	RPI	RPI	RPI
DIV. I ONLY	5- 4	146	5- 4	265	249	201	201	15	15	
DIV. I NON-CONF.	5- 4	146	5- 4	269	253	201	201	15	15	
TOTALS	RPI 1-25	RPI 26-50	W-L RECORDS	RPI 51-100	RPI 101-150	RPI 150+				
5- 4	0- 0	0- 0	OVERALL	0- 1	0- 1	5- 2				
4- 0	0- 0	0- 0	HOME	0- 0	0- 0	4- 0				
0- 4	0- 0	0- 0	AWAY	0- 1	0- 1	0- 2				
1- 0	0- 0	0- 0	NEUTRAL	0- 0	0- 0	1- 0				
5- 4	0- 0	0- 0	NON-CONFERENCE	0- 1	0- 1	5- 2				
4- 0	0- 0	0- 0	HOME	0- 0	0- 0	4- 0				
0- 4	0- 0	0- 0	AWAY	0- 1	0- 1	0- 2				
1- 0	0- 0	0- 0	NEUTRAL	0- 0	0- 0	1- 0				
0- 0	0- 0	0- 0	CONFERENCE	0- 0	0- 0	0- 0				
0- 0	0- 0	0- 0	HOME	0- 0	0- 0	0- 0				
0- 0	0- 0	0- 0	AWAY	0- 0	0- 0	0- 0				
0- 0	0- 0	0- 0	NEUTRAL	0- 0	0- 0	0- 0				

RPI 1-25				RPI 26-50				RPI 51-100				RPI 101+				Team's RPI: 201	
RPI	S	Opponent	Score	RPI	S	Opponent	Score	RPI	S	Opponent	Score	RPI	S	Opponent	Score		
								75	A	Auburn	41	64	125	A	Memphis	48	64
												198	A	Troy	67	76	
												202	A	Georgia St.	56	61	
												217	H	North Florida	81	47	
												225	H	UAB	70	41	
												249	H	UT Martin	79	75	
												252	N	Penn St.	59	56	
												337	H	Alabama A&M	61	50	
LAST 12 Division I GAMES:																	
198	A	Troy	67	76	75	A	Auburn	41	64								
252	N	Penn St.	59	56	225	H	UAB	70	41								
202	A	Georgia St.	56	61	125	A	Memphis	48	64								
249	H	UT Martin	79	75													
217	H	North Florida	81	47													
337	H	Alabama A&M	61	50													

Non-Div I Games:

Samford

Average RPI Win:	205	WON-LOST	WINNING	LAST 10	STRENGTH OF	OPP. STRENGTH	TEAM	ADJ.	CONF.	ADJ CONF.
Average RPI Loss:	12	RECORD	PCT. RANK	GAMES	SCHEDULE	OF SCHEDULE	RPI	RPI	RPI	RPI
DIV. I ONLY	8- 1	22	8- 1	273	84	90	90	6	6	
DIV. I NON-CONF.	8- 1	21	8- 1	274	84	91	91	6	6	
TOTALS	RPI 1-25	RPI 26-50	W-L RECORDS	RPI 51-100	RPI 101-150	RPI 150+				
8- 1	0- 1	0- 0	OVERALL	0- 0	2- 0	6- 0				
4- 1	0- 1	0- 0	HOME	0- 0	1- 0	3- 0				
4- 0	0- 0	0- 0	AWAY	0- 0	1- 0	3- 0				
0- 0	0- 0	0- 0	NEUTRAL	0- 0	0- 0	0- 0				
8- 1	0- 1	0- 0	NON-CONFERENCE	0- 0	2- 0	6- 0				
4- 1	0- 1	0- 0	HOME	0- 0	1- 0	3- 0				
4- 0	0- 0	0- 0	AWAY	0- 0	1- 0	3- 0				
0- 0	0- 0	0- 0	NEUTRAL	0- 0	0- 0	0- 0				
0- 0	0- 0	0- 0	CONFERENCE	0- 0	0- 0	0- 0				
0- 0	0- 0	0- 0	HOME	0- 0	0- 0	0- 0				
0- 0	0- 0	0- 0	AWAY	0- 0	0- 0	0- 0				
0- 0	0- 0	0- 0	NEUTRAL	0- 0	0- 0	0- 0				

RPI	S	Opponent	Score	RPI	S	Opponent	Score	RPI	S	Opponent	Score	RPI	S	Opponent	Score
12	H	Fresno St.	88 93									103	A	Idaho	58 52
												143	H	Montana St.	79 64
												169	H	San Diego St.	66 44
												178	H	Dartmouth	78 53
												223	A	Seattle	59 54
												232	H	Cal St. Fullerton	60 54
												293	A	UC Irvine	87 64
												298	A	Weber St.	59 50
LAST 12 Division I GAMES:															
12	H	Fresno St.	88 93	293	A	UC Irvine	87 64								
143	H	Montana St.	79 64	223	A	Seattle	59 54								
103	A	Idaho	58 52	169	H	San Diego St.	66 44								
232	H	Cal St. Fullerton	60 54	298	A	Weber St.	59 50								
				178	H	Dartmouth	78 53								

Non-Div I Games: Cal St. San Marcos 82 42

San Diego

Average RPI Win:	283	WON-LOST	WINNING	LAST 10	STRENGTH OF	OPP. STRENGTH	TEAM	ADJ.	CONF.	ADJ CONF.
Average RPI Loss:	41	RECORD	PCT. RANK	GAMES	SCHEDULE	OF SCHEDULE	RPI	RPI	RPI	RPI
DIV. I ONLY	3- 5	217	3- 5	109	57	169	169	21	21	
DIV. I NON-CONF.	3- 5	214	3- 5	116	58	172	172	22	22	
TOTALS	RPI 1-25	RPI 26-50	W-L RECORDS	RPI 51-100	RPI 101-150	RPI 150+				
3- 5	0- 2	0- 1	OVERALL	0- 2	0- 0	3- 0				
2- 1	0- 0	0- 1	HOME	0- 0	0- 0	2- 0				
0- 3	0- 1	0- 0	AWAY	0- 2	0- 0	0- 0				
1- 1	0- 1	0- 0	NEUTRAL	0- 0	0- 0	1- 0				
3- 5	0- 2	0- 1	NON-CONFERENCE	0- 2	0- 0	3- 0				
2- 1	0- 0	0- 1	HOME	0- 0	0- 0	2- 0				
0- 3	0- 1	0- 0	AWAY	0- 2	0- 0	0- 0				
1- 1	0- 1	0- 0	NEUTRAL	0- 0	0- 0	1- 0				
0- 0	0- 0	0- 0	CONFERENCE	0- 0	0- 0	0- 0				
0- 0	0- 0	0- 0	HOME	0- 0	0- 0	0- 0				
0- 0	0- 0	0- 0	AWAY	0- 0	0- 0	0- 0				
0- 0	0- 0	0- 0	NEUTRAL	0- 0	0- 0	0- 0				

RPI 1-25				RPI 26-50				RPI 51-100				RPI 101+ Team's RPI: 169			
RPI	S	Opponent	Score	RPI	S	Opponent	Score	RPI	S	Opponent	Score	RPI	S	Opponent	Score
6	A	South Carolina	38 89	27	H	Long Beach St.	62 74	58	A	Furman	43 60	235	H	Sacramento St.	99 91
24	N	Michigan	50 70					90	A	San Diego	44 66	280	N	Idaho St.	68 53
												333	H	UC Santa Barbara	64 58
LAST 12 Division I GAMES:															
90	A	San Diego	44 66	24	N	Michigan	50 70	280	N	Idaho St.	68 53	6	A	South Carolina	38 89
333	H	UC Santa Barbara	64 58					58	A	Furman	43 60	27	H	Long Beach St.	62 74
								235	H	Sacramento St.	99 91				

Non-Div I Games:

San Diego St.

## San Francisco

Through Games Of Dec. 14, 2014

Average RPI Win:	232	WON-LOST	WINNING	LAST 10	STRENGTH OF	OPP. STRENGTH	TEAM	ADJ.	CONF.	ADJ CONF.
Average RPI Loss:	48	RECORD	PCT. RANK	GAMES	SCHEDULE	OF SCHEDULE	RPI	RPI	RPI	RPI
DIV. I ONLY	5- 2	74	5- 2	186	116	74	74	6	6	
DIV. I NON-CONF.	5- 2	73	5- 2	193	117	75	75	6	6	
TOTALS	RPI 1-25	RPI 26-50	W-L RECORDS	RPI 51-100	RPI 101-150	RPI 150+				
5- 2	0- 0	0- 1	OVERALL	0- 1	1- 0	4- 0				
3- 0	0- 0	0- 0	HOME	0- 0	0- 0	3- 0				
2- 2	0- 0	0- 1	AWAY	0- 1	1- 0	1- 0				
0- 0	0- 0	0- 0	NEUTRAL	0- 0	0- 0	0- 0				
5- 2	0- 0	0- 1	NON-CONFERENCE	0- 1	1- 0	4- 0				
3- 0	0- 0	0- 0	HOME	0- 0	0- 0	3- 0				
2- 2	0- 0	0- 1	AWAY	0- 1	1- 0	1- 0				
0- 0	0- 0	0- 0	NEUTRAL	0- 0	0- 0	0- 0				
0- 0	0- 0	0- 0	CONFERENCE	0- 0	0- 0	0- 0				
0- 0	0- 0	0- 0	HOME	0- 0	0- 0	0- 0				
0- 0	0- 0	0- 0	AWAY	0- 0	0- 0	0- 0				
0- 0	0- 0	0- 0	NEUTRAL	0- 0	0- 0	0- 0				

RPI 1-25			RPI 26-50			RPI 51-100			Team's RPI: 74	RPI 101+		
RPI	S	Opponent	Score	RPI	S	Opponent	Score	RPI	S	Opponent	Score	
				27	A	Long Beach St.	58 70	69	A	UC Riverside	53 66	
										121	A	UC Davis 73 70
										223	A	Seattle 67 56
										236	H	Nevada 63 48
										262	H	Columbia 70 65
										317	H	Utah Valley 69 50
LAST 12 Division I GAMES:												
				223	A	Seattle	67 56	262	H	Columbia	70 65	
				27	A	Long Beach St.	58 70					
				121	A	UC Davis	73 70					
				317	H	Utah Valley	69 50					
				236	H	Nevada	63 48					
				69	A	UC Riverside	53 66					

Non-Div I Games: Cal St. Monterey Ba85 48 Sonoma St. 83 42

San Francisco

  Loss, 
  Non-Conf, 
  S Site, 
  H Home 
  A Away 
N Neutral

Average RPI Win:	251	WON-LOST	WINNING	LAST 10	STRENGTH OF	OPP. STRENGTH	TEAM	ADJ.	CONF.	ADJ CONF.
Average RPI Loss:	95	RECORD	PCT. RANK	GAMES	SCHEDULE	OF SCHEDULE	RPI	RPI	RPI	RPI
DIV. I ONLY	4- 4	154	4- 4	252	72	159	159	21	21	
DIV. I NON-CONF.	4- 4	154	4- 4	256	73	161	161	22	22	
TOTALS	RPI 1-25	RPI 26-50	W-L RECORDS	RPI 51-100	RPI 101-150	RPI 150+				
4- 4	0- 1	0- 0	OVERALL	0- 2	1- 0	3- 1				
2- 0	0- 0	0- 0	HOME	0- 0	1- 0	1- 0				
1- 4	0- 1	0- 0	AWAY	0- 2	0- 0	1- 1				
1- 0	0- 0	0- 0	NEUTRAL	0- 0	0- 0	1- 0				
4- 4	0- 1	0- 0	NON-CONFERENCE	0- 2	1- 0	3- 1				
2- 0	0- 0	0- 0	HOME	0- 0	1- 0	1- 0				
1- 4	0- 1	0- 0	AWAY	0- 2	0- 0	1- 1				
1- 0	0- 0	0- 0	NEUTRAL	0- 0	0- 0	1- 0				
0- 0	0- 0	0- 0	CONFERENCE	0- 0	0- 0	0- 0				
0- 0	0- 0	0- 0	HOME	0- 0	0- 0	0- 0				
0- 0	0- 0	0- 0	AWAY	0- 0	0- 0	0- 0				
0- 0	0- 0	0- 0	NEUTRAL	0- 0	0- 0	0- 0				

RPI 1-25				RPI 26-50				RPI 51-100				RPI 101+ Team's RPI: 159			
RPI	S	Opponent	Score	RPI	S	Opponent	Score	RPI	S	Opponent	Score	RPI	S	Opponent	Score
16	A	California	87 110					62	A	Colorado	89 97	121	H	UC Davis	89 75
								69	A	UC Riverside	80 100	231	A	Utah	87 100
												262	H	Columbia	119 76
												293	A	UC Irvine	91 65
												327	N	Cincinnati	79 54
LAST 12 Division I GAMES:															
69	A	UC Riverside	80 100	121	H	UC Davis	89 75	16	A	California	87 110				
262	H	Columbia	119 76	62	A	Colorado	89 97	293	A	UC Irvine	91 65				
231	A	Utah	87 100	327	N	Cincinnati	79 54								

Non-Div I Games: Southern Ore. 110 91

San Jose St.

Santa Clara

Through Games Of Dec. 14, 2014

Average RPI Win:	254	WON-LOST	WINNING	LAST 10	STRENGTH OF	OPP. STRENGTH	TEAM	ADJ.	CONF.	ADJ CONF.
Average RPI Loss:	98	RECORD	PCT. RANK	GAMES	SCHEDULE	OF SCHEDULE	RPI	RPI	RPI	RPI
DIV. I ONLY	4- 3	132	1- 0	286	81	162	162	6	6	
DIV. I NON-CONF.	4- 3	134	1- 0	286	82	164	164	6	6	
TOTALS	RPI 1-25	RPI 26-50	W-L RECORDS	RPI 51-100	RPI 101-150	RPI 150+				
4- 3	0- 1	0- 0	OVERALL	0- 1	1- 0	3- 1				
0- 1	0- 0	0- 0	HOME	0- 0	0- 0	0- 1				
2- 2	0- 1	0- 0	AWAY	0- 1	0- 0	2- 0				
2- 0	0- 0	0- 0	NEUTRAL	0- 0	1- 0	1- 0				
4- 3	0- 1	0- 0	NON-CONFERENCE	0- 1	1- 0	3- 1				
0- 1	0- 0	0- 0	HOME	0- 0	0- 0	0- 1				
2- 2	0- 1	0- 0	AWAY	0- 1	0- 0	2- 0				
2- 0	0- 0	0- 0	NEUTRAL	0- 0	1- 0	1- 0				
0- 0	0- 0	0- 0	CONFERENCE	0- 0	0- 0	0- 0				
0- 0	0- 0	0- 0	HOME	0- 0	0- 0	0- 0				
0- 0	0- 0	0- 0	AWAY	0- 0	0- 0	0- 0				
0- 0	0- 0	0- 0	NEUTRAL	0- 0	0- 0	0- 0				

RPI 1-25				RPI 26-50				RPI 51-100				RPI 101+ Team's RPI: 162			
RPI	S	Opponent	Score	RPI	S	Opponent	Score	RPI	S	Opponent	Score	RPI	S	Opponent	Score
17	A	Stanford	43 82					69	A	UC Riverside	69 80	121	N	UC Davis	79 76
												208	H	Cal Poly	73 79
												220	N	LSU	69 67
												333	A	UC Santa Barbara	47 33
												340	A	Air Force	85 64
LAST 12 Division I GAMES:															
340	A	Air Force	85 64	208	H	Cal Poly	73 79								
17	A	Stanford	43 82	220	N	LSU	69 67								
121	N	UC Davis	79 76	333	A	UC Santa Barbara	47 33								
				69	A	UC Riverside	69 80								

Non-Div I Games: San Fran. St. 87 41

Santa Clara

Loss, Non-Conf, S Site, H Home A Away N Neutral

Average RPI Win:	215	WON-LOST	WINNING	LAST 10	STRENGTH OF	OPP. STRENGTH	TEAM	ADJ.	CONF.	ADJ CONF.
Average RPI Loss:	89	RECORD	PCT. RANK	GAMES	SCHEDULE	OF SCHEDULE	RPI	RPI	RPI	RPI
DIV. I ONLY	3- 3	154	3- 3	101	171	122	122	31	31	
DIV. I NON-CONF.	3- 2	124	3- 2	11	220	29	29	31	31	
TOTALS	RPI 1-25	RPI 26-50	W-L RECORDS	RPI 51-100	RPI 101-150	RPI 150+				
3- 3	0- 1	0- 1	OVERALL	0- 0	0- 0	3- 1				
2- 1	0- 0	0- 0	HOME	0- 0	0- 0	2- 1				
1- 2	0- 1	0- 1	AWAY	0- 0	0- 0	1- 0				
0- 0	0- 0	0- 0	NEUTRAL	0- 0	0- 0	0- 0				
3- 2	0- 1	0- 1	NON-CONFERENCE	0- 0	0- 0	3- 0				
2- 0	0- 0	0- 0	HOME	0- 0	0- 0	2- 0				
1- 2	0- 1	0- 1	AWAY	0- 0	0- 0	1- 0				
0- 0	0- 0	0- 0	NEUTRAL	0- 0	0- 0	0- 0				
0- 1	0- 0	0- 0	CONFERENCE	0- 0	0- 0	0- 1				
0- 1	0- 0	0- 0	HOME	0- 0	0- 0	0- 1				
0- 0	0- 0	0- 0	AWAY	0- 0	0- 0	0- 0				
0- 0	0- 0	0- 0	NEUTRAL	0- 0	0- 0	0- 0				

RPI 1-25				RPI 26-50				RPI 51-100				RPI 101+ Team's RPI: 122			
RPI	S	Opponent	Score	RPI	S	Opponent	Score	RPI	S	Opponent	Score	RPI	S	Opponent	Score
6	A	South Carolina	49 111	41	A	Arkansas	46 75					182	H	Florida	68 58
												198	A	Troy	83 80
												219	H	Bethune-Cookman	52 59
												265	H	Alabama St.	71 62
LAST 12 Division I GAMES:															
182	H	Florida	68 58	6	A	South Carolina	49 111								
198	A	Troy	83 80	219	H	Bethune-Cookman	52 59								
265	H	Alabama St.	71 62												
41	A	Arkansas	46 75												

Non-Div I Games: Columbia (SC) 106 60

Savannah St.

Average RPI Win:	291	WON-LOST	WINNING	LAST 10	STRENGTH OF	OPP. STRENGTH	TEAM	ADJ.	CONF.	ADJ CONF.
Average RPI Loss:	72	RECORD	PCT. RANK	GAMES	SCHEDULE	OF SCHEDULE	RPI	RPI	RPI	RPI
DIV. I ONLY	2- 7	287	2- 7	58	119	223	223	33	33	
DIV. I NON-CONF.	2- 7	283	2- 7	62	120	223	223	33	33	
TOTALS	RPI 1-25	RPI 26-50	W-L RECORDS	RPI 51-100	RPI 101-150	RPI 150+				
2- 7	0- 1	0- 2	OVERALL	0- 2	0- 2	2- 0				
2- 4	0- 1	0- 0	HOME	0- 2	0- 1	2- 0				
0- 3	0- 0	0- 2	AWAY	0- 0	0- 1	0- 0				
0- 0	0- 0	0- 0	NEUTRAL	0- 0	0- 0	0- 0				
2- 7	0- 1	0- 2	NON-CONFERENCE	0- 2	0- 2	2- 0				
2- 4	0- 1	0- 0	HOME	0- 2	0- 1	2- 0				
0- 3	0- 0	0- 2	AWAY	0- 0	0- 1	0- 0				
0- 0	0- 0	0- 0	NEUTRAL	0- 0	0- 0	0- 0				
0- 0	0- 0	0- 0	CONFERENCE	0- 0	0- 0	0- 0				
0- 0	0- 0	0- 0	HOME	0- 0	0- 0	0- 0				
0- 0	0- 0	0- 0	AWAY	0- 0	0- 0	0- 0				
0- 0	0- 0	0- 0	NEUTRAL	0- 0	0- 0	0- 0				

RPI 1-25				RPI 26-50				RPI 51-100				RPI 101+ Team's RPI: 223			
RPI	S	Opponent	Score	RPI	S	Opponent	Score	RPI	S	Opponent	Score	RPI	S	Opponent	Score
19	H	Washington	69 102	27	A	Long Beach St.	73 85	74	H	San Francisco	56 67	103	H	Idaho	50 65
				49	A	Washington St.	62 82	90	H	San Diego	54 59	143	A	Montana St.	61 74
												290	H	Portland St.	54 47
												291	H	Loyola Marymount	62 57
LAST 12 Division I GAMES:															
74	H	San Francisco	56 67	291	H	Loyola Marymount	62 57								
90	H	San Diego	54 59	19	H	Washington	69 102								
27	A	Long Beach St.	73 85	103	H	Idaho	50 65								
				143	A	Montana St.	61 74								
				49	A	Washington St.	62 82								
				290	H	Portland St.	54 47								

Non-Div I Games:

Seattle



Average RPI Win:	148	WON-LOST	WINNING	LAST 10	STRENGTH OF	OPP. STRENGTH	TEAM	ADJ.	CONF.	ADJ CONF.
Average RPI Loss:	33	RECORD	PCT. RANK	GAMES	SCHEDULE	OF SCHEDULE	RPI	RPI	RPI	RPI
DIV. I ONLY	9- 1	17	1- 1	118	67	20	20	10	10	
DIV. I NON-CONF.	8- 1	21	1- 1	127	96	25	25	10	10	
TOTALS	RPI 1-25	RPI 26-50	W-L RECORDS	RPI 51-100	RPI 101-150	RPI 150+				
9- 1	0- 0	1- 1	OVERALL	3- 0	2- 0	3- 0				
6- 0	0- 0	1- 0	HOME	2- 0	1- 0	2- 0				
3- 1	0- 0	0- 1	AWAY	1- 0	1- 0	1- 0				
0- 0	0- 0	0- 0	NEUTRAL	0- 0	0- 0	0- 0				
8- 1	0- 0	1- 1	NON-CONFERENCE	2- 0	2- 0	3- 0				
6- 0	0- 0	1- 0	HOME	2- 0	1- 0	2- 0				
2- 1	0- 0	0- 1	AWAY	0- 0	1- 0	1- 0				
0- 0	0- 0	0- 0	NEUTRAL	0- 0	0- 0	0- 0				
1- 0	0- 0	0- 0	CONFERENCE	1- 0	0- 0	0- 0				
0- 0	0- 0	0- 0	HOME	0- 0	0- 0	0- 0				
1- 0	0- 0	0- 0	AWAY	1- 0	0- 0	0- 0				
0- 0	0- 0	0- 0	NEUTRAL	0- 0	0- 0	0- 0				

RPI 1-25			Team's RPI: 20		RPI 26-50			RPI 51-100			RPI 101+				
RPI	S	Opponent	Score	RPI	S	Opponent	Score	RPI	S	Opponent	Score	RPI	S	Opponent	Score
				33	A	West Virginia	87 89	55	H	Lafayette	80 63	124	A	Fordham	56 43
				38	H	Illinois	82 72	57	A	Creighton	79 74	149	H	Saint Joseph's	77 60
								78	H	Kennesaw St.	77 74	252	A	Penn St.	75 70
												258	H	Rider	66 47
												321	H	Saint Peter's	75 45
LAST 12 Division I GAMES:															
				252	A	Penn St.	75 70	57	A	Creighton	79 74				
				33	A	West Virginia	87 89	149	H	Saint Joseph's	77 60				
				38	H	Illinois	82 72	321	H	Saint Peter's	75 45				
				55	H	Lafayette	80 63	78	H	Kennesaw St.	77 74				
				124	A	Fordham	56 43	258	H	Rider	66 47				

Non-Div I Games:

Seton Hall

Average RPI Win:	245	WON-LOST	WINNING	LAST 10	STRENGTH OF	OPP. STRENGTH	TEAM	ADJ.	CONF.	ADJ CONF.
Average RPI Loss:	105	RECORD	PCT. RANK	GAMES	SCHEDULE	OF SCHEDULE	RPI	RPI	RPI	RPI
DIV. I ONLY	3- 4	193	0- 1	128	277	177	177	22	22	
DIV. I NON-CONF.	3- 2	124	0- 1	63	332	109	109	19	19	
TOTALS	RPI 1-25	RPI 26-50	W-L RECORDS	RPI 51-100	RPI 101-150	RPI 150+				
3- 4	0- 0	0- 1	OVERALL	0- 1	0- 1	3- 1				
1- 2	0- 0	0- 0	HOME	0- 0	0- 1	1- 1				
2- 1	0- 0	0- 1	AWAY	0- 0	0- 0	2- 0				
0- 1	0- 0	0- 0	NEUTRAL	0- 1	0- 0	0- 0				
3- 2	0- 0	0- 0	NON-CONFERENCE	0- 1	0- 1	3- 0				
1- 1	0- 0	0- 0	HOME	0- 0	0- 1	1- 0				
2- 0	0- 0	0- 0	AWAY	0- 0	0- 0	2- 0				
0- 1	0- 0	0- 0	NEUTRAL	0- 1	0- 0	0- 0				
0- 2	0- 0	0- 1	CONFERENCE	0- 0	0- 0	0- 1				
0- 1	0- 0	0- 0	HOME	0- 0	0- 0	0- 1				
0- 1	0- 0	0- 1	AWAY	0- 0	0- 0	0- 0				
0- 0	0- 0	0- 0	NEUTRAL	0- 0	0- 0	0- 0				

RPI 1-25				RPI 26-50				RPI 51-100				RPI 101+				Team's RPI: 177	
RPI	S	Opponent	Score	RPI	S	Opponent	Score	RPI	S	Opponent	Score	RPI	S	Opponent	Score		
				48	A	Quinnipiac	65 78	72	N	Akron	74 90	114	H	Albany (NY)	57 76		
												163	H	Central Conn. St.	79 57		
												184	H	Fairfield	55 60		
												228	A	Buffalo	58 50		
												344	A	Denver	78 62		
LAST 12 Division I GAMES:																	
				114	H	Albany (NY)	57 76	72	N	Akron	74 90						
				48	A	Quinnipiac	65 78										
				184	H	Fairfield	55 60										
				344	A	Denver	78 62										
				163	H	Central Conn. St.	79 57										
				228	A	Buffalo	58 50										

Non-Div I Games:

Siena

Average RPI Win:	265	WON-LOST	WINNING	LAST 10	STRENGTH OF	OPP. STRENGTH	TEAM	ADJ.	CONF.	ADJ CONF.
Average RPI Loss:	136	RECORD	PCT. RANK	GAMES	SCHEDULE	OF SCHEDULE	RPI	RPI	RPI	RPI
DIV. I ONLY	1- 4	298	1- 4	155	270	283	283	17	17	
DIV. I NON-CONF.	1- 4	295	1- 4	159	272	285	285	17	17	
TOTALS	RPI 1-25	RPI 26-50	W-L RECORDS	RPI 51-100	RPI 101-150	RPI 150+				
1- 4	0- 0	0- 1	OVERALL	0- 0	0- 1	1- 2				
1- 2	0- 0	0- 1	HOME	0- 0	0- 0	1- 1				
0- 2	0- 0	0- 0	AWAY	0- 0	0- 1	0- 1				
0- 0	0- 0	0- 0	NEUTRAL	0- 0	0- 0	0- 0				
1- 4	0- 0	0- 1	NON-CONFERENCE	0- 0	0- 1	1- 2				
1- 2	0- 0	0- 1	HOME	0- 0	0- 0	1- 1				
0- 2	0- 0	0- 0	AWAY	0- 0	0- 1	0- 1				
0- 0	0- 0	0- 0	NEUTRAL	0- 0	0- 0	0- 0				
0- 0	0- 0	0- 0	CONFERENCE	0- 0	0- 0	0- 0				
0- 0	0- 0	0- 0	HOME	0- 0	0- 0	0- 0				
0- 0	0- 0	0- 0	AWAY	0- 0	0- 0	0- 0				
0- 0	0- 0	0- 0	NEUTRAL	0- 0	0- 0	0- 0				

RPI S	Opponent	Score	RPI S	Opponent	Score	RPI S	Opponent	Score	RPI S	Opponent	Score	Team's RPI: 283
47	H Indiana St.	53 74							107	A Nicholls St.	62 66	
									175	A Ole Miss	48 88	
									216	H Southern Miss.	53 64	
									265	H Alabama St.	64 61	
LAST 12 Division I GAMES:												
						175	A Ole Miss	48 88				
						107	A Nicholls St.	62 66				
						47	H Indiana St.	53 74				
						265	H Alabama St.	64 61				
						216	H Southern Miss.	53 64				

Non-Div I Games: Mobile 71 67 Spring Hill 69 42

South Ala.

South Carolina

Through Games Of Dec. 14, 2014

Average RPI Win:	121	WON-LOST	WINNING	LAST 10	STRENGTH OF	OPP. STRENGTH	TEAM	ADJ.	CONF.	ADJ CONF.
Average RPI Loss:	0	RECORD	PCT. RANK	GAMES	SCHEDULE	OF SCHEDULE	RPI	RPI	RPI	RPI
DIV. I ONLY	9- 0	1	9- 0	97	8	6	6	3	3	
DIV. I NON-CONF.	9- 0	1	9- 0	103	8	6	6	3	3	
TOTALS	RPI 1-25	RPI 26-50	W-L RECORDS	RPI 51-100	RPI 101-150	RPI 150+				
9- 0	2- 0	1- 0	OVERALL	1- 0	1- 0	4- 0				
6- 0	1- 0	0- 0	HOME	1- 0	1- 0	3- 0				
1- 0	1- 0	0- 0	AWAY	0- 0	0- 0	0- 0				
2- 0	0- 0	1- 0	NEUTRAL	0- 0	0- 0	1- 0				
9- 0	2- 0	1- 0	NON-CONFERENCE	1- 0	1- 0	4- 0				
6- 0	1- 0	0- 0	HOME	1- 0	1- 0	3- 0				
1- 0	1- 0	0- 0	AWAY	0- 0	0- 0	0- 0				
2- 0	0- 0	1- 0	NEUTRAL	0- 0	0- 0	1- 0				
0- 0	0- 0	0- 0	CONFERENCE	0- 0	0- 0	0- 0				
0- 0	0- 0	0- 0	HOME	0- 0	0- 0	0- 0				
0- 0	0- 0	0- 0	AWAY	0- 0	0- 0	0- 0				
0- 0	0- 0	0- 0	NEUTRAL	0- 0	0- 0	0- 0				

RPI 1-25				RPI 26-50				RPI 51-100				RPI 101+			
RPI	S	Opponent	Score	RPI	S	Opponent	Score	RPI	S	Opponent	Score	RPI	S	Opponent	Score
8	H	Southern California	70 61	39	N	Syracuse	67 63	89	H	Clemson	99 41	122	H	Savannah St.	111 49
13	A	Duke	51 50									151	N	Wisconsin	67 44
												169	H	San Diego St.	89 38
												214	H	Charlotte	82 61
												286	H	N.C. Central	90 26
LAST 12 Division I GAMES:															
13	A	Duke	51 50	122	H	Savannah St.	111 49	89	H	Clemson	99 41	8	H	Southern California	70 61
214	H	Charlotte	82 61												
286	H	N.C. Central	90 26												
39	N	Syracuse	67 63												
151	N	Wisconsin	67 44												
169	H	San Diego St.	89 38												

Non-Div I Games:

South Carolina

Loss, Non-Conf, S Site, H Home A Away N Neutral

Average RPI Win: 262		WON-LOST	WINNING	LAST 10	STRENGTH OF	OPP. STRENGTH	TEAM	ADJ.	CONF.	ADJ CONF.
Average RPI Loss: 238		RECORD	PCT. RANK	GAMES	SCHEDULE	OF SCHEDULE	RPI	RPI	RPI	RPI
DIV. I ONLY		4- 3	132	4- 3	346	243	311	311	31	31
DIV. I NON-CONF.		3- 2	124	3- 2	341	263	264	264	31	31
TOTALS		RPI 1-25	RPI 26-50	W-L RECORDS	RPI 51-100	RPI 101-150	RPI 150+			
4- 3	0- 0		0- 0	OVERALL	0- 0	0- 0	4- 3			
3- 1	0- 0		0- 0	HOME	0- 0	0- 0	3- 1			
1- 2	0- 0		0- 0	AWAY	0- 0	0- 0	1- 2			
0- 0	0- 0		0- 0	NEUTRAL	0- 0	0- 0	0- 0			
3- 2	0- 0		0- 0	NON-CONFERENCE	0- 0	0- 0	3- 2			
2- 0	0- 0		0- 0	HOME	0- 0	0- 0	2- 0			
1- 2	0- 0		0- 0	AWAY	0- 0	0- 0	1- 2			
0- 0	0- 0		0- 0	NEUTRAL	0- 0	0- 0	0- 0			
1- 1	0- 0		0- 0	CONFERENCE	0- 0	0- 0	1- 1			
1- 1	0- 0		0- 0	HOME	0- 0	0- 0	1- 1			
0- 0	0- 0		0- 0	AWAY	0- 0	0- 0	0- 0			
0- 0	0- 0		0- 0	NEUTRAL	0- 0	0- 0	0- 0			

RPI 1-25				RPI 26-50				RPI 51-100				RPI 101+				Team's RPI: 311	
RPI	S	Opponent	Score	RPI	S	Opponent	Score	RPI	S	Opponent	Score	RPI	S	Opponent	Score		
												152	A	Presbyterian	33	46	
												186	H	USC Upstate	60	50	
												219	H	Bethune-Cookman	68	61	
												277	H	Florida A&M	50	55	
												285	A	UNC Greensboro	50	70	
												305	A	Wofford	59	53	
												337	H	Alabama A&M	69	62	
LAST 12 Division I GAMES:																	
				305	A	Wofford	59 53	337	H	Alabama A&M	69 62						
				186	H	USC Upstate	60 50	285	A	UNC Greensboro	50 70						
				152	A	Presbyterian	33 46	219	H	Bethune-Cookman	68 61						
								277	H	Florida A&M	50 55						

Non-Div I Games:	Columbia (SC)	97	55	Allen	103	55
------------------	---------------	----	----	-------	-----	----

South Carolina St.

Loss, Non-Conf, S Site, H Home A Away N Neutral

South Dakota

Through Games Of Dec. 14, 2014

Average RPI Win:	221	WON-LOST	WINNING	LAST 10	STRENGTH OF	OPP. STRENGTH	TEAM	ADJ.	CONF.	ADJ CONF.
Average RPI Loss:	62	RECORD	PCT. RANK	GAMES	SCHEDULE	OF SCHEDULE	RPI	RPI	RPI	RPI
DIV. I ONLY	7- 2	48	7- 2	282	71	97	97	26	26	
DIV. I NON-CONF.	7- 2	48	7- 2	282	72	97	97	26	26	
TOTALS	RPI 1-25	RPI 26-50	W-L RECORDS	RPI 51-100	RPI 101-150	RPI 150+				
7- 2	0- 1	0- 0	OVERALL	0- 0	2- 1	5- 0				
4- 0	0- 0	0- 0	HOME	0- 0	1- 0	3- 0				
3- 2	0- 1	0- 0	AWAY	0- 0	1- 1	2- 0				
0- 0	0- 0	0- 0	NEUTRAL	0- 0	0- 0	0- 0				
7- 2	0- 1	0- 0	NON-CONFERENCE	0- 0	2- 1	5- 0				
4- 0	0- 0	0- 0	HOME	0- 0	1- 0	3- 0				
3- 2	0- 1	0- 0	AWAY	0- 0	1- 1	2- 0				
0- 0	0- 0	0- 0	NEUTRAL	0- 0	0- 0	0- 0				
0- 0	0- 0	0- 0	CONFERENCE	0- 0	0- 0	0- 0				
0- 0	0- 0	0- 0	HOME	0- 0	0- 0	0- 0				
0- 0	0- 0	0- 0	AWAY	0- 0	0- 0	0- 0				
0- 0	0- 0	0- 0	NEUTRAL	0- 0	0- 0	0- 0				

RPI 1-25				RPI 26-50				RPI 51-100				Team's RPI: 97		RPI 101+			
RPI	S	Opponent	Score	RPI	S	Opponent	Score	RPI	S	Opponent	Score			RPI	S	Opponent	Score
19	A	Washington	82 96											105	A	Kansas	60 68
														116	H	UNI	85 77
														148	A	Drake	83 78
														229	H	Valparaiso	81 62
														232	H	Cal St. Fullerton	86 50
														237	A	Marquette	69 65
														290	A	Portland St.	86 57
														293	H	UC Irvine	96 52
LAST 12 Division I GAMES:																	
229	H	Valparaiso	81 62	237	A	Marquette	69 65										
232	H	Cal St. Fullerton	86 50	293	H	UC Irvine	96 52										
116	H	UNI	85 77	19	A	Washington	82 96										
				290	A	Portland St.	86 57										
				105	A	Kansas	60 68										
				148	A	Drake	83 78										

Non-Div I Games:

South Dakota

Loss, Non-Conf, S Site, H Home A Away N Neutral

Average RPI Win:	201	WON-LOST	WINNING	LAST 10	STRENGTH OF	OPP. STRENGTH	TEAM	ADJ.	CONF.	ADJ CONF.
Average RPI Loss:	63	RECORD	PCT. RANK	GAMES	SCHEDULE	OF SCHEDULE	RPI	RPI	RPI	RPI
DIV. I ONLY	6- 3	86	1- 0	65	131	60	60	26	26	
DIV. I NON-CONF.	6- 3	84	1- 0	70	130	61	61	26	26	
TOTALS	RPI 1-25	RPI 26-50	W-L RECORDS	RPI 51-100	RPI 101-150	RPI 150+				
6- 3	0- 1	1- 0	OVERALL	0- 1	1- 1	4- 0				
2- 2	0- 1	0- 0	HOME	0- 1	1- 0	1- 0				
3- 1	0- 0	1- 0	AWAY	0- 0	0- 1	2- 0				
1- 0	0- 0	0- 0	NEUTRAL	0- 0	0- 0	1- 0				
6- 3	0- 1	1- 0	NON-CONFERENCE	0- 1	1- 1	4- 0				
2- 2	0- 1	0- 0	HOME	0- 1	1- 0	1- 0				
3- 1	0- 0	1- 0	AWAY	0- 0	0- 1	2- 0				
1- 0	0- 0	0- 0	NEUTRAL	0- 0	0- 0	1- 0				
0- 0	0- 0	0- 0	CONFERENCE	0- 0	0- 0	0- 0				
0- 0	0- 0	0- 0	HOME	0- 0	0- 0	0- 0				
0- 0	0- 0	0- 0	AWAY	0- 0	0- 0	0- 0				
0- 0	0- 0	0- 0	NEUTRAL	0- 0	0- 0	0- 0				

RPI 1-25				RPI 26-50				RPI 51-100				Team's RPI: 60				RPI 101+			
RPI	S	Opponent	Score	RPI	S	Opponent	Score	RPI	S	Opponent	Score	RPI	S	Opponent	Score	RPI	S	Opponent	Score
5	H	Green Bay	75 77	41	A	Arkansas	80 75	57	H	Creighton	81 88	104	H	BYU	75 65	128	A	DePaul	62 84
												190	A	Northern Colo.	71 48	275	A	UNLV	65 59
												276	H	Sam Houston St.	60 49	322	N	Northern Ill.	55 42
LAST 12 Division I GAMES:																			
275	A	UNLV	65 59	128	A	DePaul	62 84												
5	H	Green Bay	75 77	57	H	Creighton	81 88												
190	A	Northern Colo.	71 48	104	H	BYU	75 65												
41	A	Arkansas	80 75																
322	N	Northern Ill.	55 42																
276	H	Sam Houston St.	60 49																

Non-Div I Games:

South Dakota St.

Average RPI Win:	152	WON-LOST	WINNING	LAST 10	STRENGTH OF	OPP. STRENGTH	TEAM	ADJ.	CONF.	ADJ CONF.
Average RPI Loss:	25	RECORD	PCT. RANK	GAMES	SCHEDULE	OF SCHEDULE	RPI	RPI	RPI	RPI
DIV. I ONLY	7- 3	79	7- 3	31	85	36	36	7	7	
DIV. I NON-CONF.	7- 3	78	7- 3	32	85	37	37	7	7	
TOTALS	RPI 1-25	RPI 26-50	W-L RECORDS	RPI 51-100	RPI 101-150	RPI 150+				
7- 3	0- 1	2- 2	OVERALL	1- 0	1- 0	3- 0				
3- 1	0- 0	1- 1	HOME	0- 0	0- 0	2- 0				
1- 1	0- 0	0- 1	AWAY	0- 0	1- 0	0- 0				
3- 1	0- 1	1- 0	NEUTRAL	1- 0	0- 0	1- 0				
7- 3	0- 1	2- 2	NON-CONFERENCE	1- 0	1- 0	3- 0				
3- 1	0- 0	1- 1	HOME	0- 0	0- 0	2- 0				
1- 1	0- 0	0- 1	AWAY	0- 0	1- 0	0- 0				
3- 1	0- 1	1- 0	NEUTRAL	1- 0	0- 0	1- 0				
0- 0	0- 0	0- 0	CONFERENCE	0- 0	0- 0	0- 0				
0- 0	0- 0	0- 0	HOME	0- 0	0- 0	0- 0				
0- 0	0- 0	0- 0	AWAY	0- 0	0- 0	0- 0				
0- 0	0- 0	0- 0	NEUTRAL	0- 0	0- 0	0- 0				

RPI 1-25				RPI 26-50				Team's RPI: 36	RPI 51-100				RPI 101+			
RPI	S	Opponent	Score	RPI	S	Opponent	Score		RPI	S	Opponent	Score	RPI	S	Opponent	Score
3	N	Kentucky	57 61	30	H	St. John's (NY)	52 55		68	N	Oklahoma	83 68	109	A	Chattanooga	59 57
				38	N	Illinois	67 61						213	N	Villanova	57 56
				40	H	Stetson	78 62						263	H	Col. of Charleston	67 47
				42	A	Maryland	67 85						332	H	UNC Asheville	97 53
LAST 12 Division I GAMES:																
		3 N Kentucky	57 61			263 H Col. of Charleston	67 47									
		38 N Illinois	67 61			30 H St. John's (NY)	52 55									
		68 N Oklahoma	83 68			40 H Stetson	78 62									
		332 H UNC Asheville	97 53			213 N Villanova	57 56									
		42 A Maryland	67 85													
		109 A Chattanooga	59 57													

Non-Div I Games:

South Fla.



Average RPI Win:	272	WON-LOST	WINNING	LAST 10	STRENGTH OF	OPP. STRENGTH	TEAM	ADJ.	CONF.	ADJ CONF.
Average RPI Loss:	127	RECORD	PCT. RANK	GAMES	SCHEDULE	OF SCHEDULE	RPI	RPI	RPI	RPI
DIV. I ONLY	5- 6	180	4- 6	302	183	239	239	27	27	
DIV. I NON-CONF.	5- 6	177	5- 6	302	180	241	241	27	27	
TOTALS	RPI 1-25	RPI 26-50	W-L RECORDS	RPI 51-100	RPI 101-150	RPI 150+				
5- 6	0- 0	0- 0	OVERALL	0- 2	0- 2	5- 2				
1- 2	0- 0	0- 0	HOME	0- 1	0- 0	1- 1				
3- 3	0- 0	0- 0	AWAY	0- 1	0- 1	3- 1				
1- 1	0- 0	0- 0	NEUTRAL	0- 0	0- 1	1- 0				
5- 6	0- 0	0- 0	NON-CONFERENCE	0- 2	0- 2	5- 2				
1- 2	0- 0	0- 0	HOME	0- 1	0- 0	1- 1				
3- 3	0- 0	0- 0	AWAY	0- 1	0- 1	3- 1				
1- 1	0- 0	0- 0	NEUTRAL	0- 0	0- 1	1- 0				
0- 0	0- 0	0- 0	CONFERENCE	0- 0	0- 0	0- 0				
0- 0	0- 0	0- 0	HOME	0- 0	0- 0	0- 0				
0- 0	0- 0	0- 0	AWAY	0- 0	0- 0	0- 0				
0- 0	0- 0	0- 0	NEUTRAL	0- 0	0- 0	0- 0				

RPI 1-25			RPI 26-50			RPI 51-100			RPI 101+			Team's RPI: 239
RPI	S	Opponent	Score	RPI	S	Opponent	Score	RPI	S	Opponent	Score	
						86 A Southern Ill.	62 78	103 N Idaho		62 78		
						100 H Saint Louis	56 74	112 A Missouri		42 88		
								154 N Detroit		61 51		
								175 A Ole Miss		57 58		
								187 H Western Ill.		62 79		
								255 A Central Ark.		48 46		
								270 A Bradley		70 65		
								337 H Alabama A&M		66 38		
								343 A UMKC		65 50		
LAST 12 Division I GAMES:												
270 A Bradley		70 65	103 N Idaho		62 78	154 N Detroit		61 51				
86 A Southern Ill.		62 78	343 A UMKC		65 50	255 A Central Ark.		48 46				
175 A Ole Miss		57 58	187 H Western Ill.		62 79							
100 H Saint Louis		56 74										
112 A Missouri		42 88										
337 H Alabama A&M		66 38										

Non-Div I Games:

Southeast Mo. St.

■ Loss, 
 ■ Non-Conf, 
 ■ S Site, 
 ■ H Home 
 ■ A Away 
 N Neutral

Average RPI Win:	<b>242</b>	WON-LOST	WINNING	LAST 10	STRENGTH OF	OPP. STRENGTH	TEAM	ADJ.	CONF.	ADJ CONF.
Average RPI Loss:	<b>123</b>	RECORD	PCT. RANK	GAMES	SCHEDULE	OF SCHEDULE	RPI	RPI	RPI	RPI
DIV. I ONLY	<b>1- 6</b>	<b>310</b>	<b>1- 6</b>	<b>19</b>	<b>258</b>	<b>210</b>	<b>210</b>	<b>25</b>	<b>25</b>	
DIV. I NON-CONF.	<b>1- 6</b>	<b>310</b>	<b>1- 6</b>	<b>21</b>	<b>261</b>	<b>210</b>	<b>210</b>	<b>25</b>	<b>25</b>	
TOTALS	RPI 1-25	RPI 26-50	W-L RECORDS	RPI 51-100	RPI 101-150	RPI 150+				
1- 6	0- 1	0- 0	OVERALL	0- 2	0- 0	1- 3				
1- 1	0- 0	0- 0	HOME	0- 0	0- 0	1- 1				
0- 5	0- 1	0- 0	AWAY	0- 2	0- 0	0- 2				
0- 0	0- 0	0- 0	NEUTRAL	0- 0	0- 0	0- 0				
1- 6	0- 1	0- 0	NON-CONFERENCE	0- 2	0- 0	1- 3				
1- 1	0- 0	0- 0	HOME	0- 0	0- 0	1- 1				
0- 5	0- 1	0- 0	AWAY	0- 2	0- 0	0- 2				
0- 0	0- 0	0- 0	NEUTRAL	0- 0	0- 0	0- 0				
0- 0	0- 0	0- 0	CONFERENCE	0- 0	0- 0	0- 0				
0- 0	0- 0	0- 0	HOME	0- 0	0- 0	0- 0				
0- 0	0- 0	0- 0	AWAY	0- 0	0- 0	0- 0				
0- 0	0- 0	0- 0	NEUTRAL	0- 0	0- 0	0- 0				

RPI 1-25				RPI 26-50				RPI 51-100				RPI 101+				Team's RPI: 210	
RPI	S	Opponent	Score	RPI	S	Opponent	Score	RPI	S	Opponent	Score	RPI	S	Opponent	Score		
25	A	Mississippi St.	36 97					51	A	Minnesota	60 109	168	H	La.-Lafayette	60 71		
								75	A	Auburn	44 72	198	A	Troy	78 80		
												220	A	LSU	42 75		
												242	H	Southern U.	79 76		
LAST 12 Division I GAMES:																	
				51	A	Minnesota	60 109	220	A	LSU	42 75						
								25	A	Mississippi St.	36 97						
								75	A	Auburn	44 72						
								168	H	La.-Lafayette	60 71						
								198	A	Troy	78 80						
								242	H	Southern U.	79 76						

Non-Div I Games: William Carey 62 35 Mobile 74 47

Southeastern La.

Average RPI Win:	139	WON-LOST	WINNING	LAST 10	STRENGTH OF	OPP. STRENGTH	TEAM	ADJ.	CONF.	ADJ CONF.
Average RPI Loss:	26	RECORD	PCT. RANK	GAMES	SCHEDULE	OF SCHEDULE	RPI	RPI	RPI	RPI
DIV. I ONLY	7- 2	48	7- 2	33	21	8	8	2	2	
DIV. I NON-CONF.	7- 2	48	7- 2	34	21	8	8	2	2	
TOTALS	RPI 1-25	RPI 26-50	W-L RECORDS	RPI 51-100	RPI 101-150	RPI 150+				
7- 2	1- 1	1- 1	OVERALL	1- 0	0- 0	4- 0				
3- 0	1- 0	0- 0	HOME	1- 0	0- 0	1- 0				
3- 2	0- 1	1- 1	AWAY	0- 0	0- 0	2- 0				
1- 0	0- 0	0- 0	NEUTRAL	0- 0	0- 0	1- 0				
7- 2	1- 1	1- 1	NON-CONFERENCE	1- 0	0- 0	4- 0				
3- 0	1- 0	0- 0	HOME	1- 0	0- 0	1- 0				
3- 2	0- 1	1- 1	AWAY	0- 0	0- 0	2- 0				
1- 0	0- 0	0- 0	NEUTRAL	0- 0	0- 0	1- 0				
0- 0	0- 0	0- 0	CONFERENCE	0- 0	0- 0	0- 0				
0- 0	0- 0	0- 0	HOME	0- 0	0- 0	0- 0				
0- 0	0- 0	0- 0	AWAY	0- 0	0- 0	0- 0				
0- 0	0- 0	0- 0	NEUTRAL	0- 0	0- 0	0- 0				

RPI 1-25				Team's RPI: 8		RPI 26-50				RPI 51-100				RPI 101+							
RPI	S	Opponent	Score			RPI	S	Opponent	Score			RPI	S	Opponent	Score		RPI	S	Opponent	Score	
6	A	South Carolina	61	70		27	A	Long Beach St.	90	85		63	H	CSUN	85	74	173	A	Davidson	99	64
12	H	Fresno St.	68	50		46	A	St. Mary's (CA)	58	64							189	A	SMU	64	57
																	235	H	Sacramento St.	101	99
																	276	N	Sam Houston St.	88	67
LAST 12 Division I GAMES:																					
235	H	Sacramento St.	101	99		12	H	Fresno St.	68	50											
63	H	CSUN	85	74		27	A	Long Beach St.	90	85											
46	A	St. Mary's (CA)	58	64		173	A	Davidson	99	64											
189	A	SMU	64	57		6	A	South Carolina	61	70											
276	N	Sam Houston St.	88	67																	

Non-Div I Games:

Southern California

■ Loss, 
 ■ Non-Conf, 
 S Site, 
 ■ Home 
 ■ Away 
 N Neutral

Average RPI Win:	<b>199</b>	WON-LOST	WINNING	LAST 10	STRENGTH OF	OPP. STRENGTH	TEAM	ADJ.	CONF.	ADJ CONF.
Average RPI Loss:	<b>128</b>	RECORD	PCT. RANK	GAMES	SCHEDULE	OF SCHEDULE	RPI	RPI	RPI	RPI
DIV. I ONLY	5- 2	74	5- 2	141	216	86	86	16	16	
DIV. I NON-CONF.	5- 2	73	5- 2	148	217	87	87	16	16	
TOTALS	RPI 1-25	RPI 26-50	W-L RECORDS	RPI 51-100	RPI 101-150	RPI 150+				
5- 2	0- 0	0- 1	OVERALL	1- 0	1- 0	3- 1				
3- 1	0- 0	0- 1	HOME	1- 0	1- 0	1- 0				
2- 1	0- 0	0- 0	AWAY	0- 0	0- 0	2- 1				
0- 0	0- 0	0- 0	NEUTRAL	0- 0	0- 0	0- 0				
5- 2	0- 0	0- 1	NON-CONFERENCE	1- 0	1- 0	3- 1				
3- 1	0- 0	0- 1	HOME	1- 0	1- 0	1- 0				
2- 1	0- 0	0- 0	AWAY	0- 0	0- 0	2- 1				
0- 0	0- 0	0- 0	NEUTRAL	0- 0	0- 0	0- 0				
0- 0	0- 0	0- 0	CONFERENCE	0- 0	0- 0	0- 0				
0- 0	0- 0	0- 0	HOME	0- 0	0- 0	0- 0				
0- 0	0- 0	0- 0	AWAY	0- 0	0- 0	0- 0				
0- 0	0- 0	0- 0	NEUTRAL	0- 0	0- 0	0- 0				

RPI	S	Opponent	Score	RPI	S	Opponent	Score	RPI	S	Opponent	Score	RPI	S	Opponent	Score
38	H	Illinois	42 86	66	H	Mercer	67 52	125	H	Memphis	82 75	218	A	Wright St.	50 70
								239	H	Southeast Mo. St.	78 62	249	A	UT Martin	87 78
								318	A	Austin Peay	75 65				
LAST 12 Division I GAMES:															
66	H	Mercer	67 52	318	A	Austin Peay	75 65	38	H	Illinois	42 86				
239	H	Southeast Mo. St.	78 62												
125	H	Memphis	82 75												
218	A	Wright St.	50 70												
249	A	UT Martin	87 78												

Non-Div I Games:

Southern Ill.

Average RPI Win:	276	WON-LOST	WINNING	LAST 10	STRENGTH OF	OPP. STRENGTH	TEAM	ADJ.	CONF.	ADJ CONF.
Average RPI Loss:	87	RECORD	PCT. RANK	GAMES	SCHEDULE	OF SCHEDULE	RPI	RPI	RPI	RPI
DIV. I ONLY	5- 3	109	5- 3	319	88	216	216	19	19	
DIV. I NON-CONF.	5- 3	109	5- 3	318	88	214	214	20	20	
TOTALS	RPI 1-25	RPI 26-50	W-L RECORDS	RPI 51-100	RPI 101-150	RPI 150+				
5- 3	0- 1	0- 1	OVERALL	0- 0	0- 0	5- 1				
4- 1	0- 1	0- 0	HOME	0- 0	0- 0	4- 0				
1- 2	0- 0	0- 1	AWAY	0- 0	0- 0	1- 1				
0- 0	0- 0	0- 0	NEUTRAL	0- 0	0- 0	0- 0				
5- 3	0- 1	0- 1	NON-CONFERENCE	0- 0	0- 0	5- 1				
4- 1	0- 1	0- 0	HOME	0- 0	0- 0	4- 0				
1- 2	0- 0	0- 1	AWAY	0- 0	0- 0	1- 1				
0- 0	0- 0	0- 0	NEUTRAL	0- 0	0- 0	0- 0				
0- 0	0- 0	0- 0	CONFERENCE	0- 0	0- 0	0- 0				
0- 0	0- 0	0- 0	HOME	0- 0	0- 0	0- 0				
0- 0	0- 0	0- 0	AWAY	0- 0	0- 0	0- 0				
0- 0	0- 0	0- 0	NEUTRAL	0- 0	0- 0	0- 0				

RPI 1-25				RPI 26-50				RPI 51-100				RPI 101+ Team's RPI: 216			
RPI	S	Opponent	Score	RPI	S	Opponent	Score	RPI	S	Opponent	Score	RPI	S	Opponent	Score
25	H	Mississippi St.	46 73	37	A	FGCU	62 78					200	A	McNeese St.	55 57
												206	H	N.C. A&T	72 48
												268	H	Tennessee Tech	80 58
												283	A	South Ala.	64 53
												304	H	Mississippi Val.	69 51
												318	H	Austin Peay	80 71
LAST 12 Division I GAMES:															
25	H	Mississippi St.	46 73	37	A	FGCU	62 78	268	H	Tennessee Tech	80 58				
283	A	South Ala.	64 53	206	H	N.C. A&T	72 48	318	H	Austin Peay	80 71				
				200	A	McNeese St.	55 57	304	H	Mississippi Val.	69 51				

Non-Div I Games: William Carey 98 45

Southern Miss.

Average RPI Win:	0	WON-LOST	WINNING	LAST 10	STRENGTH OF	OPP. STRENGTH	TEAM	ADJ.	CONF.	ADJ CONF.
Average RPI Loss:	118	RECORD	PCT. RANK	GAMES	SCHEDULE	OF SCHEDULE	RPI	RPI	RPI	RPI
DIV. I ONLY	0- 6	332	0- 6	20	204	242	242	32	32	
DIV. I NON-CONF.	0- 6	329	0- 6	22	203	244	244	32	32	
TOTALS	RPI 1-25	RPI 26-50	W-L RECORDS	RPI 51-100	RPI 101-150	RPI 150+				
0- 6	0- 1	0- 1	OVERALL	0- 1	0- 0	0- 3				
0- 0	0- 0	0- 0	HOME	0- 0	0- 0	0- 0				
0- 6	0- 1	0- 1	AWAY	0- 1	0- 0	0- 3				
0- 0	0- 0	0- 0	NEUTRAL	0- 0	0- 0	0- 0				
0- 6	0- 1	0- 1	NON-CONFERENCE	0- 1	0- 0	0- 3				
0- 0	0- 0	0- 0	HOME	0- 0	0- 0	0- 0				
0- 6	0- 1	0- 1	AWAY	0- 1	0- 0	0- 3				
0- 0	0- 0	0- 0	NEUTRAL	0- 0	0- 0	0- 0				
0- 0	0- 0	0- 0	CONFERENCE	0- 0	0- 0	0- 0				
0- 0	0- 0	0- 0	HOME	0- 0	0- 0	0- 0				
0- 0	0- 0	0- 0	AWAY	0- 0	0- 0	0- 0				
0- 0	0- 0	0- 0	NEUTRAL	0- 0	0- 0	0- 0				

RPI 1-25				RPI 26-50				RPI 51-100				RPI 101+ Team's RPI: 242			
RPI	S	Opponent	Score	RPI	S	Opponent	Score	RPI	S	Opponent	Score	RPI	S	Opponent	Score
23	A	Texas	42 80	38	A	Illinois	42 62	51	A	Minnesota	62 107	175	A	Ole Miss	68 91
												210	A	Southeastern La.	76 79
												211	A	Arizona	45 56
LAST 12 Division I GAMES:															
		211	A	Arizona	45	56				210	A	Southeastern La.	76	79	
		23	A	Texas	42	80									
		51	A	Minnesota	62	107									
		38	A	Illinois	42	62									
		175	A	Ole Miss	68	91									

Non-Div I Games: Mobile 85 50

Southern U.

Season-By-Season				Through Games Of Dec. 11, 1911						
Average RPI Win:	265	WON-LOST	WINNING	LAST 10	STRENGTH OF	OPP. STRENGTH	TEAM	ADJ.	CONF.	ADJ CONF.
Average RPI Loss:	121	RECORD	PCT. RANK	GAMES	SCHEDULE	OF SCHEDULE	RPI	RPI	RPI	RPI
DIV. I ONLY	4- 1	39	4- 1	309	221	147	147	23	23	
DIV. I NON-CONF.	4- 1	39	4- 1	309	223	150	150	23	23	
TOTALS	RPI 1-25	RPI 26-50	W-L RECORDS	RPI 51-100	RPI 101-150	RPI 150+				
4- 1	0- 0	0- 0	OVERALL	0- 0	1- 1	3- 0				
2- 0	0- 0	0- 0	HOME	0- 0	1- 0	1- 0				
2- 0	0- 0	0- 0	AWAY	0- 0	0- 0	2- 0				
0- 1	0- 0	0- 0	NEUTRAL	0- 0	0- 1	0- 0				
4- 1	0- 0	0- 0	NON-CONFERENCE	0- 0	1- 1	3- 0				
2- 0	0- 0	0- 0	HOME	0- 0	1- 0	1- 0				
2- 0	0- 0	0- 0	AWAY	0- 0	0- 0	2- 0				
0- 1	0- 0	0- 0	NEUTRAL	0- 0	0- 1	0- 0				
0- 0	0- 0	0- 0	CONFERENCE	0- 0	0- 0	0- 0				
0- 0	0- 0	0- 0	HOME	0- 0	0- 0	0- 0				
0- 0	0- 0	0- 0	AWAY	0- 0	0- 0	0- 0				
0- 0	0- 0	0- 0	NEUTRAL	0- 0	0- 0	0- 0				

RPI 1-25				RPI 26-50				RPI 51-100				RPI 101+				Team's RPI: 147	
RPI	S	Opponent	Score	RPI	S	Opponent	Score	RPI	S	Opponent	Score	RPI	S	Opponent	Score		
												121	N	UC Davis	53	76	
												127	H	Boise St.	66	64	
												275	H	UNLV	93	84	
												317	A	Utah Valley	76	72	
												340	A	Air Force	73	57	
LAST 12 Division I GAMES:																	
								275	H	UNLV	93	84					
								121	N	UC Davis	53	76					
								340	A	Air Force	73	57					
								317	A	Utah Valley	76	72					
								127	H	Boise St.	66	64					

Non-Div I Games:	N.M. Highlands	82	64
------------------	----------------	----	----

## Southern Utah

■ Loss, ■ Non-Conf, S Site, H Home A Away N Neutral

Average RPI Win: 220		WON-LOST	WINNING	LAST 10	STRENGTH OF	OPP. STRENGTH	TEAM	ADJ.	CONF.	ADJ CONF.
Average RPI Loss: 58		RECORD	PCT. RANK	GAMES	SCHEDULE	OF SCHEDULE	RPI	RPI	RPI	RPI
DIV. I ONLY		7- 2	48	7- 2	290	49	91	91	8	8
DIV. I NON-CONF.		7- 2	48	7- 2	290	50	92	92	8	8
TOTALS		RPI 1-25	RPI 26-50	W-L RECORDS	RPI 51-100	RPI 101-150	RPI 150+			
7- 2	0- 1		0- 0	OVERALL	1- 0	0- 1	6- 0			
3- 0	0- 0		0- 0	HOME	0- 0	0- 0	3- 0			
3- 2	0- 1		0- 0	AWAY	0- 0	0- 1	3- 0			
1- 0	0- 0		0- 0	NEUTRAL	1- 0	0- 0	0- 0			
7- 2	0- 1		0- 0	NON-CONFERENCE	1- 0	0- 1	6- 0			
3- 0	0- 0		0- 0	HOME	0- 0	0- 0	3- 0			
3- 2	0- 1		0- 0	AWAY	0- 0	0- 1	3- 0			
1- 0	0- 0		0- 0	NEUTRAL	1- 0	0- 0	0- 0			
0- 0	0- 0		0- 0	CONFERENCE	0- 0	0- 0	0- 0			
0- 0	0- 0		0- 0	HOME	0- 0	0- 0	0- 0			
0- 0	0- 0		0- 0	AWAY	0- 0	0- 0	0- 0			
0- 0	0- 0		0- 0	NEUTRAL	0- 0	0- 0	0- 0			

RPI 1-25				RPI 26-50				RPI 51-100				Team's RPI: 91				RPI 101+			
RPI	S	Opponent	Score	RPI	S	Opponent	Score	RPI	S	Opponent	Score	RPI	S	Opponent	Score	RPI	S	Opponent	Score
15	A	James Madison	43 76					92	N	Drexel	43 32	101	A	Toledo	58 64				
												154	A	Detroit	68 56				
												251	A	Brown	58 56				
												252	A	Penn St.	56 54				
												253	H	Canisius	62 46				
												267	H	Binghamton	72 54				
												269	H	Colgate	65 49				
LAST 12 Division I GAMES:																			
251	A	Brown	58 56	101	A	Toledo	58 64												
92	N	Drexel	43 32	15	A	James Madison	43 76												
269	H	Colgate	65 49	253	H	Canisius	62 46												
267	H	Binghamton	72 54																
252	A	Penn St.	56 54																
154	A	Detroit	68 56																

Non-Div I Games:

St. Bonaventure



Average RPI Win:	276	WON-LOST	WINNING	LAST 10	STRENGTH OF	OPP. STRENGTH	TEAM	ADJ.	CONF.	ADJ CONF.
Average RPI Loss:	135	RECORD	PCT. RANK	GAMES	SCHEDULE	OF SCHEDULE	RPI	RPI	RPI	RPI
DIV. I ONLY	3- 6	229	3- 6	261	235	272	272	29	29	
DIV. I NON-CONF.	3- 6	226	3- 6	265	239	275	275	29	29	
TOTALS	RPI 1-25	RPI 26-50	W-L RECORDS	RPI 51-100	RPI 101-150	RPI 150+				
3- 6	0- 0	0- 0	OVERALL	0- 2	0- 2	3- 2				
1- 1	0- 0	0- 0	HOME	0- 1	0- 0	1- 0				
0- 3	0- 0	0- 0	AWAY	0- 0	0- 1	0- 2				
2- 2	0- 0	0- 0	NEUTRAL	0- 1	0- 1	2- 0				
3- 6	0- 0	0- 0	NON-CONFERENCE	0- 2	0- 2	3- 2				
1- 1	0- 0	0- 0	HOME	0- 1	0- 0	1- 0				
0- 3	0- 0	0- 0	AWAY	0- 0	0- 1	0- 2				
2- 2	0- 0	0- 0	NEUTRAL	0- 1	0- 1	2- 0				
0- 0	0- 0	0- 0	CONFERENCE	0- 0	0- 0	0- 0				
0- 0	0- 0	0- 0	HOME	0- 0	0- 0	0- 0				
0- 0	0- 0	0- 0	AWAY	0- 0	0- 0	0- 0				
0- 0	0- 0	0- 0	NEUTRAL	0- 0	0- 0	0- 0				

RPI 1-25			RPI 26-50			RPI 51-100			RPI 101+			Team's RPI: 272
RPI	S	Opponent	Score	RPI	S	Opponent	Score	RPI	S	Opponent	Score	
						55 H Lafayette	51 73	114 A Albany (NY)		47 90		
						94 N North Dakota	63 70	149 N Saint Joseph's		42 64		
								155 A Army		55 61		
								241 A NJIT		50 57		
								250 H Stony Brook		57 55		
								258 N Rider		71 60		
								321 N Saint Peter's		48 36		
LAST 12 Division I GAMES:												
321 N		Saint Peter's	48 36	155 A		Army	55 61					
149 N		Saint Joseph's	42 64	55 H		Lafayette	51 73					
241 A		NJIT	50 57	250 H		Stony Brook	57 55					
258 N		Rider	71 60									
94 N		North Dakota	63 70									
114 A		Albany (NY)	47 90									

Non-Div I Games:

St. Francis Brooklyn

Average RPI Win:	194	WON-LOST	WINNING	LAST 10	STRENGTH OF	OPP. STRENGTH	TEAM	ADJ.	CONF.	ADJ CONF.
Average RPI Loss:	0	RECORD	PCT. RANK	GAMES	SCHEDULE	OF SCHEDULE	RPI	RPI	RPI	RPI
DIV. I ONLY	9- 0	1	9- 0	195	121	30	30	10	10	
DIV. I NON-CONF.	8- 0	1	8- 0	248	79	47	47	10	10	
TOTALS	RPI 1-25	RPI 26-50	W-L RECORDS	RPI 51-100	RPI 101-150	RPI 150+				
9- 0	0- 0	1- 0	OVERALL	0- 0	1- 0	7- 0				
6- 0	0- 0	0- 0	HOME	0- 0	1- 0	5- 0				
3- 0	0- 0	1- 0	AWAY	0- 0	0- 0	2- 0				
0- 0	0- 0	0- 0	NEUTRAL	0- 0	0- 0	0- 0				
8- 0	0- 0	1- 0	NON-CONFERENCE	0- 0	0- 0	7- 0				
5- 0	0- 0	0- 0	HOME	0- 0	0- 0	5- 0				
3- 0	0- 0	1- 0	AWAY	0- 0	0- 0	2- 0				
0- 0	0- 0	0- 0	NEUTRAL	0- 0	0- 0	0- 0				
1- 0	0- 0	0- 0	CONFERENCE	0- 0	1- 0	0- 0				
1- 0	0- 0	0- 0	HOME	0- 0	1- 0	0- 0				
0- 0	0- 0	0- 0	AWAY	0- 0	0- 0	0- 0				
0- 0	0- 0	0- 0	NEUTRAL	0- 0	0- 0	0- 0				

RPI 1-25			RPI 26-50			Team's RPI: 30	RPI 51-100			RPI 101+		
RPI	S	Opponent	Score	RPI	S	Opponent	Score	RPI	S	Opponent	Score	
				36	A	South Fla.	55 52			141	H	Xavier 65 42
										158	A	Marist 49 48
										181	A	Yale 61 50
										182	H	Florida 72 66
										227	H	UCF 62 48
										241	H	NJIT 66 42
										267	H	Binghamton 67 51
										310	H	Wagner 71 49
LAST 12 Division I GAMES:												
158	A	Marist	49 48	241	H	NJIT	66 42					
182	H	Florida	72 66	227	H	UCF	62 48					
181	A	Yale	61 50	36	A	South Fla.	55 52					
				141	H	Xavier	65 42					
				310	H	Wagner	71 49					
				267	H	Binghamton	67 51					

Non-Div I Games:

St. John's (NY)

## St. Mary's (CA)

Through Games Of Dec. 14, 2014

Average RPI Win:	149	WON-LOST	WINNING	LAST 10	STRENGTH OF	OPP. STRENGTH	TEAM	ADJ.	CONF.	ADJ CONF.
Average RPI Loss:	45	RECORD	PCT. RANK	GAMES	SCHEDULE	OF SCHEDULE	RPI	RPI	RPI	RPI
DIV. I ONLY	7- 2	48	7- 2	110	26	46	46	6	6	
DIV. I NON-CONF.	7- 2	48	7- 2	117	26	48	48	6	6	
TOTALS	RPI 1-25	RPI 26-50	W-L RECORDS	RPI 51-100	RPI 101-150	RPI 150+				
7- 2	1- 1	0- 0	OVERALL	1- 1	2- 0	3- 0				
5- 1	1- 0	0- 0	HOME	1- 1	1- 0	2- 0				
2- 1	0- 1	0- 0	AWAY	0- 0	1- 0	1- 0				
0- 0	0- 0	0- 0	NEUTRAL	0- 0	0- 0	0- 0				
7- 2	1- 1	0- 0	NON-CONFERENCE	1- 1	2- 0	3- 0				
5- 1	1- 0	0- 0	HOME	1- 1	1- 0	2- 0				
2- 1	0- 1	0- 0	AWAY	0- 0	1- 0	1- 0				
0- 0	0- 0	0- 0	NEUTRAL	0- 0	0- 0	0- 0				
0- 0	0- 0	0- 0	CONFERENCE	0- 0	0- 0	0- 0				
0- 0	0- 0	0- 0	HOME	0- 0	0- 0	0- 0				
0- 0	0- 0	0- 0	AWAY	0- 0	0- 0	0- 0				
0- 0	0- 0	0- 0	NEUTRAL	0- 0	0- 0	0- 0				

RPI 1-25				RPI 26-50		Team's RPI: 46		RPI 51-100				RPI 101+			
RPI	S	Opponent	Score	RPI	S	Opponent	Score	RPI	S	Opponent	Score	RPI	S	Opponent	Score
8	H	Southern California	64 58					63	H	CSUN	73 63	108	H	Iowa St.	67 63
12	A	Fresno St.	56 60					77	H	Boston College	72 82	121	A	UC Davis	57 55
												208	A	Cal Poly	65 64
												235	H	Sacramento St.	99 91
												297	H	Howard	80 55
LAST 12 Division I GAMES:															
208	A	Cal Poly	65 64	63	H	CSUN	73 63								
12	A	Fresno St.	56 60	108	H	Iowa St.	67 63								
8	H	Southern California	64 58	297	H	Howard	80 55								
				235	H	Sacramento St.	99 91								
				121	A	UC Davis	57 55								
				77	H	Boston College	72 82								

Non-Div I Games:

St. Mary's (CA)

■ Loss, 
 ■ Non-Conf, 
 ■ S Site, 
 ■ H Home 
 ■ A Away 
 N Neutral

Average RPI Win:	136	WON-LOST	WINNING	LAST 10	STRENGTH OF	OPP. STRENGTH	TEAM	ADJ.	CONF.	ADJ CONF.
Average RPI Loss:	15	RECORD	PCT. RANK	GAMES	SCHEDULE	OF SCHEDULE	RPI	RPI	RPI	RPI
DIV. I ONLY	6- 2	60	6- 2	11	34	17	17	2	2	
DIV. I NON-CONF.	6- 2	61	6- 2	13	34	17	17	2	2	
TOTALS	RPI 1-25	RPI 26-50	W-L RECORDS	RPI 51-100	RPI 101-150	RPI 150+				
6- 2	1- 2	0- 0	OVERALL	1- 0	1- 0	3- 0				
3- 1	1- 1	0- 0	HOME	1- 0	0- 0	1- 0				
2- 0	0- 0	0- 0	AWAY	0- 0	1- 0	1- 0				
1- 1	0- 1	0- 0	NEUTRAL	0- 0	0- 0	1- 0				
6- 2	1- 2	0- 0	NON-CONFERENCE	1- 0	1- 0	3- 0				
3- 1	1- 1	0- 0	HOME	1- 0	0- 0	1- 0				
2- 0	0- 0	0- 0	AWAY	0- 0	1- 0	1- 0				
1- 1	0- 1	0- 0	NEUTRAL	0- 0	0- 0	1- 0				
0- 0	0- 0	0- 0	CONFERENCE	0- 0	0- 0	0- 0				
0- 0	0- 0	0- 0	HOME	0- 0	0- 0	0- 0				
0- 0	0- 0	0- 0	AWAY	0- 0	0- 0	0- 0				
0- 0	0- 0	0- 0	NEUTRAL	0- 0	0- 0	0- 0				

RPI 1-25				Team's RPI: 17	RPI 26-50				RPI 51-100				RPI 101+			
RPI	S	Opponent	Score		RPI	S	Opponent	Score	RPI	S	Opponent	Score	RPI	S	Opponent	Score
1	H	UConn	88 86						77	H	Boston College	96 63	135	A	Hawaii	86 73
7	N	North Carolina	54 70										162	H	Santa Clara	82 43
23	H	Texas	81 87										195	N	Prairie View	88 45
													244	A	New Mexico	70 65
LAST 12 Division I GAMES:																
162	H	Santa Clara	82 43		1	H	UConn	88 86								
195	N	Prairie View	88 45		77	H	Boston College	96 63								
135	A	Hawaii	86 73													
7	N	North Carolina	54 70													
244	A	New Mexico	70 65													
23	H	Texas	81 87													

Non-Div I Games:

Stanford

Average RPI Win:	259	WON-LOST	WINNING	LAST 10	STRENGTH OF	OPP. STRENGTH	TEAM	ADJ.	CONF.	ADJ CONF.
Average RPI Loss:	139	RECORD	PCT. RANK	GAMES	SCHEDULE	OF SCHEDULE	RPI	RPI	RPI	RPI
DIV. I ONLY	3- 4	193	3- 4	285	191	264	264	25	25	
DIV. I NON-CONF.	3- 4	189	3- 4	285	189	267	267	25	25	
TOTALS	RPI 1-25	RPI 26-50	W-L RECORDS	RPI 51-100	RPI 101-150	RPI 150+				
3- 4	0- 1	0- 0	OVERALL	0- 1	0- 0	3- 2				
2- 1	0- 0	0- 0	HOME	0- 0	0- 0	2- 1				
1- 1	0- 1	0- 0	AWAY	0- 0	0- 0	1- 0				
0- 2	0- 0	0- 0	NEUTRAL	0- 1	0- 0	0- 1				
3- 4	0- 1	0- 0	NON-CONFERENCE	0- 1	0- 0	3- 2				
2- 1	0- 0	0- 0	HOME	0- 0	0- 0	2- 1				
1- 1	0- 1	0- 0	AWAY	0- 0	0- 0	1- 0				
0- 2	0- 0	0- 0	NEUTRAL	0- 1	0- 0	0- 1				
0- 0	0- 0	0- 0	CONFERENCE	0- 0	0- 0	0- 0				
0- 0	0- 0	0- 0	HOME	0- 0	0- 0	0- 0				
0- 0	0- 0	0- 0	AWAY	0- 0	0- 0	0- 0				
0- 0	0- 0	0- 0	NEUTRAL	0- 0	0- 0	0- 0				

RPI 1-25				RPI 26-50				RPI 51-100				RPI 101+ Team's RPI: 264			
RPI	S	Opponent	Score	RPI	S	Opponent	Score	RPI	S	Opponent	Score	RPI	S	Opponent	Score
18	A	Baylor	57 96					69	N	UC Riverside	62 90	180	H	Louisiana Tech	69 76
												195	H	Prairie View	83 73
												278	A	Rice	70 59
												289	N	Boston U.	57 62
												303	H	La.-Monroe	82 54
LAST 12 Division I GAMES:															
303	H	La.-Monroe	82 54	18	A	Baylor	57 96	278	A	Rice	70 59	289	N	Boston U.	57 62
195	H	Prairie View	83 73	69	N	UC Riverside	62 90								
180	H	Louisiana Tech	69 76												

Non-Div I Games: St. Edward's 65 56 Tex. A&M-Kingsville 90 50

Stephen F. Austin

Average RPI Win:	171	WON-LOST	WINNING	LAST 10	STRENGTH OF	OPP. STRENGTH	TEAM	ADJ.	CONF.	ADJ CONF.
Average RPI Loss:	79	RECORD	PCT. RANK	GAMES	SCHEDULE	OF SCHEDULE	RPI	RPI	RPI	RPI
DIV. I ONLY	5- 3	109	5- 3	72	55	40	40	14	14	
DIV. I NON-CONF.	5- 3	109	5- 3	78	55	41	41	14	14	
TOTALS	RPI 1-25	RPI 26-50	W-L RECORDS	RPI 51-100	RPI 101-150	RPI 150+				
5- 3	0- 1	1- 1	OVERALL	0- 0	0- 0	4- 1				
1- 0	0- 0	0- 0	HOME	0- 0	0- 0	1- 0				
2- 3	0- 1	1- 1	AWAY	0- 0	0- 0	1- 1				
2- 0	0- 0	0- 0	NEUTRAL	0- 0	0- 0	2- 0				
5- 3	0- 1	1- 1	NON-CONFERENCE	0- 0	0- 0	4- 1				
1- 0	0- 0	0- 0	HOME	0- 0	0- 0	1- 0				
2- 3	0- 1	1- 1	AWAY	0- 0	0- 0	1- 1				
2- 0	0- 0	0- 0	NEUTRAL	0- 0	0- 0	2- 0				
0- 0	0- 0	0- 0	CONFERENCE	0- 0	0- 0	0- 0				
0- 0	0- 0	0- 0	HOME	0- 0	0- 0	0- 0				
0- 0	0- 0	0- 0	AWAY	0- 0	0- 0	0- 0				
0- 0	0- 0	0- 0	NEUTRAL	0- 0	0- 0	0- 0				

RPI 1-25				RPI 26-50				Team's RPI: 40	RPI 51-100				RPI 101+			
RPI	S	Opponent	Score	RPI	S	Opponent	Score		RPI	S	Opponent	Score	RPI	S	Opponent	Score
18	A	Baylor	42 96	36	A	South Fla.	62 78						158	N	Marist	57 50
				47	A	Indiana St.	62 52						182	A	Florida	54 59
													203	N	Utah St.	84 64
													219	H	Bethune-Cookman	91 61
													227	A	UCF	67 49
LAST 12 Division I GAMES:																
182	A	Florida	54 59	18	A	Baylor	42 96									
36	A	South Fla.	62 78	158	N	Marist	57 50									
203	N	Utah St.	84 64	47	A	Indiana St.	62 52									
				227	A	UCF	67 49									
				219	H	Bethune-Cookman	91 61									

Non-Div I Games: Webber Int'l 90 27 Warner 101 40

Stetson

Average RPI Win: 288		WON-LOST	WINNING	LAST 10	STRENGTH OF	OPP. STRENGTH	TEAM	ADJ.	CONF.	ADJ CONF.
Average RPI Loss: 142		RECORD	PCT. RANK	GAMES	SCHEDULE	OF SCHEDULE	RPI	RPI	RPI	RPI
DIV. I ONLY		4- 5	182	4- 5	323	130	250	250	24	24
DIV. I NON-CONF.		4- 5	179	4- 5	323	129	254	254	24	24
TOTALS	RPI 1-25	RPI 26-50		W-L RECORDS		RPI 51-100	RPI 101-150	RPI 150+		
4- 5	0- 1	0- 0		OVERALL		0- 0	0- 1	4- 3		
3- 0	0- 0	0- 0		HOME		0- 0	0- 0	3- 0		
1- 5	0- 1	0- 0		AWAY		0- 0	0- 1	1- 3		
0- 0	0- 0	0- 0		NEUTRAL		0- 0	0- 0	0- 0		
4- 5	0- 1	0- 0		NON-CONFERENCE		0- 0	0- 1	4- 3		
3- 0	0- 0	0- 0		HOME		0- 0	0- 0	3- 0		
1- 5	0- 1	0- 0		AWAY		0- 0	0- 1	1- 3		
0- 0	0- 0	0- 0		NEUTRAL		0- 0	0- 0	0- 0		
0- 0	0- 0	0- 0		CONFERENCE		0- 0	0- 0	0- 0		
0- 0	0- 0	0- 0		HOME		0- 0	0- 0	0- 0		
0- 0	0- 0	0- 0		AWAY		0- 0	0- 0	0- 0		
0- 0	0- 0	0- 0		NEUTRAL		0- 0	0- 0	0- 0		

RPI 1-25			
RPI	S	Opponent	Score
13	A	Duke	42 72
RPI 26-50			
RPI	S	Opponent	Score
RPI 51-100			
RPI	S	Opponent	Score
RPI 101+ Team's RPI: 250			
RPI	S	Opponent	Score
108	A	Iowa St.	64 74
155	A	Army	59 68
161	A	Iona	62 73
262	H	Columbia	82 68
270	H	Bradley	79 63
272	A	St. Francis Brooklyn	55 57
300	A	Morgan St.	50 48
321	H	Saint Peter's	56 40
LAST 12 Division I GAMES:			
108	A	Iowa St.	64 74
272	A	St. Francis Brooklyn	55 57
161	A	Iona	62 73
13	A	Duke	42 72
270	H	Bradley	79 63
262	H	Columbia	82 68
300	A	Morgan St.	50 48
155	A	Army	59 68
321	H	Saint Peter's	56 40

Non-Div I Games:

Stony Brook

■ Loss, ■ Non-Conf, S Site, H Home A Away N Neutral

Average RPI Win:	206	WON-LOST	WINNING	LAST 10	STRENGTH OF	OPP. STRENGTH	TEAM	ADJ.	CONF.	ADJ CONF.
Average RPI Loss:	6	RECORD	PCT. RANK	GAMES	SCHEDULE	OF SCHEDULE	RPI	RPI	RPI	RPI
DIV. I ONLY	7- 1	27	7- 1	116	214	39	39	4	4	
DIV. I NON-CONF.	7- 1	27	7- 1	124	215	40	40	4	4	
TOTALS	RPI 1-25	RPI 26-50	W-L RECORDS	RPI 51-100	RPI 101-150	RPI 150+				
7- 1	0- 1	0- 0	OVERALL	2- 0	1- 0	4- 0				
4- 0	0- 0	0- 0	HOME	0- 0	1- 0	3- 0				
2- 0	0- 0	0- 0	AWAY	1- 0	0- 0	1- 0				
1- 1	0- 1	0- 0	NEUTRAL	1- 0	0- 0	0- 0				
7- 1	0- 1	0- 0	NON-CONFERENCE	2- 0	1- 0	4- 0				
4- 0	0- 0	0- 0	HOME	0- 0	1- 0	3- 0				
2- 0	0- 0	0- 0	AWAY	1- 0	0- 0	1- 0				
1- 1	0- 1	0- 0	NEUTRAL	1- 0	0- 0	0- 0				
0- 0	0- 0	0- 0	CONFERENCE	0- 0	0- 0	0- 0				
0- 0	0- 0	0- 0	HOME	0- 0	0- 0	0- 0				
0- 0	0- 0	0- 0	AWAY	0- 0	0- 0	0- 0				
0- 0	0- 0	0- 0	NEUTRAL	0- 0	0- 0	0- 0				

RPI 1-25			RPI 26-50		Team's RPI: 39	RPI 51-100			RPI 101+		
RPI	S	Opponent	Score	RPI	S	Opponent	Score	RPI	S	Opponent	Score
6	N	South Carolina	63 67					65	N	East Carolina	69 58
								80	A	Duquesne	90 84
								124	H	Fordham	59 42
								252	H	Penn St.	61 39
								286	H	N.C. Central	70 25
								307	A	Jacksonville	77 61
								328	H	Vermont	94 63
LAST 12 Division I GAMES:											
65	N	East Carolina	69 58	286	H	N.C. Central	70 25	6	N	South Carolina	63 67
307	A	Jacksonville	77 61	252	H	Penn St.	61 39				
80	A	Duquesne	90 84	328	H	Vermont	94 63				
124	H	Fordham	59 42								

Non-Div I Games:

Syracuse



Average RPI Win:	233	WON-LOST	WINNING	LAST 10	STRENGTH OF	OPP. STRENGTH	TEAM	ADJ.	CONF.	ADJ CONF.
Average RPI Loss:	77	RECORD	PCT. RANK	GAMES	SCHEDULE	OF SCHEDULE	RPI	RPI	RPI	RPI
DIV. I ONLY	6- 3	86	6- 3	235	151	174	174	5	5	
DIV. I NON-CONF.	6- 3	84	6- 3	238	153	176	176	5	5	
TOTALS	RPI 1-25	RPI 26-50	W-L RECORDS	RPI 51-100	RPI 101-150	RPI 150+				
6- 3	0- 0	0- 1	OVERALL	0- 1	0- 1	6- 0				
5- 1	0- 0	0- 1	HOME	0- 0	0- 0	5- 0				
0- 1	0- 0	0- 0	AWAY	0- 1	0- 0	0- 0				
1- 1	0- 0	0- 0	NEUTRAL	0- 0	0- 1	1- 0				
6- 3	0- 0	0- 1	NON-CONFERENCE	0- 1	0- 1	6- 0				
5- 1	0- 0	0- 1	HOME	0- 0	0- 0	5- 0				
0- 1	0- 0	0- 0	AWAY	0- 1	0- 0	0- 0				
1- 1	0- 0	0- 0	NEUTRAL	0- 0	0- 1	1- 0				
0- 0	0- 0	0- 0	CONFERENCE	0- 0	0- 0	0- 0				
0- 0	0- 0	0- 0	HOME	0- 0	0- 0	0- 0				
0- 0	0- 0	0- 0	AWAY	0- 0	0- 0	0- 0				
0- 0	0- 0	0- 0	NEUTRAL	0- 0	0- 0	0- 0				

RPI 1-25			RPI 26-50			RPI 51-100			RPI 101+			Team's RPI: 174
RPI	S	Opponent	Score	RPI	S	Opponent	Score	RPI	S	Opponent	Score	
				34	H	Texas A&M	71 82	54	A	Georgia	53 62	142 N Colorado St. 62 76
										167 H Houston Baptist	87 64	
										189 H SMU	73 63	
										195 H Prairie View	56 50	
										222 N Missouri St.	82 68	
										308 H Lamar	72 68	
										319 H Texas Southern	69 52	
LAST 12 Division I GAMES:												
195	H	Prairie View	56 50	34	H	Texas A&M	71 82	222	N	Missouri St.	82 68	
308	H	Lamar	72 68	142	N	Colorado St.	62 76	319	H	Texas Southern	69 52	
167	H	Houston Baptist	87 64	189	H	SMU	73 63	54	A	Georgia	53 62	

Non-Div I Games:

TCU

Average RPI Win: 211	WON-LOST	WINNING	LAST 10	STRENGTH OF	OPP. STRENGTH	TEAM	ADJ.	CONF.	ADJ CONF.
Average RPI Loss: 102	RECORD	PCT. RANK	GAMES	SCHEDULE	OF SCHEDULE	RPI	RPI	RPI	RPI
DIV. I ONLY	3- 7	251	3- 7	55	176	199	199	7	7
DIV. I NON-CONF.	3- 7	250	3- 7	59	174	199	199	7	7
TOTALS	RPI 1-25	RPI 26-50	W-L RECORDS	RPI 51-100	RPI 101-150	RPI 150+			
3- 7	0- 0	0- 1	OVERALL	0- 2	1- 4	2- 0			
1- 4	0- 0	0- 1	HOME	0- 2	0- 1	1- 0			
0- 2	0- 0	0- 0	AWAY	0- 0	0- 2	0- 0			
2- 1	0- 0	0- 0	NEUTRAL	0- 0	1- 1	1- 0			
3- 7	0- 0	0- 1	NON-CONFERENCE	0- 2	1- 4	2- 0			
1- 4	0- 0	0- 1	HOME	0- 2	0- 1	1- 0			
0- 2	0- 0	0- 0	AWAY	0- 0	0- 2	0- 0			
2- 1	0- 0	0- 0	NEUTRAL	0- 0	1- 1	1- 0			
0- 0	0- 0	0- 0	CONFERENCE	0- 0	0- 0	0- 0			
0- 0	0- 0	0- 0	HOME	0- 0	0- 0	0- 0			
0- 0	0- 0	0- 0	AWAY	0- 0	0- 0	0- 0			
0- 0	0- 0	0- 0	NEUTRAL	0- 0	0- 0	0- 0			

RPI S	Opponent	Score	RPI S	Opponent	Score	RPI S	Opponent	Score	RPI S	Opponent	Score	Team's RPI: 199
29	H Florida St.	62 66	79	H Rutgers	55 88	105	A Kansas	56 76	124	H Fordham	64 71	
			99	H Delaware	58 69	130	N Alabama	51 58	138	N Harvard	81 69	
						149	A Saint Joseph's	74 78	204	H La Salle	75 72	
						292	N Georgetown	81 58				
LAST 12 Division I GAMES:												
29	H Florida St.	62 66	130	N Alabama	51 58							
79	H Rutgers	55 88	105	A Kansas	56 76							
124	H Fordham	64 71	292	N Georgetown	81 58							
99	H Delaware	58 69	149	A Saint Joseph's	74 78							
138	N Harvard	81 69	204	H La Salle	75 72							

Non-Div I Games:

Temple

## Tennessee

Through Games Of Dec. 14, 2014

Average RPI Win:	196	WON-LOST	WINNING	LAST 10	STRENGTH OF	OPP. STRENGTH	TEAM	ADJ.	CONF.	ADJ CONF.
Average RPI Loss:	66	RECORD	PCT. RANK	GAMES	SCHEDULE	OF SCHEDULE	RPI	RPI	RPI	RPI
DIV. I ONLY	7- 2	48	7- 2	149	148	53	53	3	3	
DIV. I NON-CONF.	7- 2	48	7- 2	154	150	55	55	3	3	
TOTALS	RPI 1-25	RPI 26-50	W-L RECORDS	RPI 51-100	RPI 101-150	RPI 150+				
7- 2	0- 1	0- 0	OVERALL	2- 0	1- 1	4- 0				
5- 0	0- 0	0- 0	HOME	1- 0	1- 0	3- 0				
2- 2	0- 1	0- 0	AWAY	1- 0	0- 1	1- 0				
0- 0	0- 0	0- 0	NEUTRAL	0- 0	0- 0	0- 0				
7- 2	0- 1	0- 0	NON-CONFERENCE	2- 0	1- 1	4- 0				
5- 0	0- 0	0- 0	HOME	1- 0	1- 0	3- 0				
2- 2	0- 1	0- 0	AWAY	1- 0	0- 1	1- 0				
0- 0	0- 0	0- 0	NEUTRAL	0- 0	0- 0	0- 0				
0- 0	0- 0	0- 0	CONFERENCE	0- 0	0- 0	0- 0				
0- 0	0- 0	0- 0	HOME	0- 0	0- 0	0- 0				
0- 0	0- 0	0- 0	AWAY	0- 0	0- 0	0- 0				
0- 0	0- 0	0- 0	NEUTRAL	0- 0	0- 0	0- 0				

RPI 1-25				RPI 26-50				RPI 51-100				Team's RPI: 53		RPI 101+			
RPI	S	Opponent	Score	RPI	S	Opponent	Score	RPI	S	Opponent	Score		RPI	S	Opponent	Score	
23	A	Texas	59 72					79	A	Rutgers	55 45		109	A	Chattanooga	63 67	
								96	H	Winthrop	81 48		110	H	Penn	97 52	
													193	H	Oral Roberts	91 39	
													260	H	Tennessee St.	97 46	
													306	H	Saint Francis (PA)	111 44	
													329	A	Lipscomb	85 51	
LAST 12 Division I GAMES:																	
329	A	Lipscomb	85 51	79	A	Rutgers	55 45										
306	H	Saint Francis (PA)	111 44	193	H	Oral Roberts	91 39										
23	A	Texas	59 72	110	H	Penn	97 52										
109	A	Chattanooga	63 67														
260	H	Tennessee St.	97 46														
96	H	Winthrop	81 48														

Non-Div I Games:

Tennessee

■ Loss, 
 ■ Non-Conf, S Site, 
 ■ Home 
 ■ Away 
 N Neutral

Average RPI Win:	329	WON-LOST	WINNING	LAST 10	STRENGTH OF	OPP. STRENGTH	TEAM	ADJ.	CONF.	ADJ CONF.
Average RPI Loss:	136	RECORD	PCT. RANK	GAMES	SCHEDULE	OF SCHEDULE	RPI	RPI	RPI	RPI
DIV. I ONLY	1- 6	310	0- 1	90	322	260	260	27	27	
DIV. I NON-CONF.	1- 6	310	0- 1	97	323	262	262	27	27	
TOTALS	RPI 1-25	RPI 26-50	W-L RECORDS	RPI 51-100	RPI 101-150	RPI 150+				
1- 6	0- 0	0- 0	OVERALL	0- 4	0- 0	1- 2				
0- 4	0- 0	0- 0	HOME	0- 2	0- 0	0- 2				
1- 2	0- 0	0- 0	AWAY	0- 1	0- 0	1- 0				
0- 0	0- 0	0- 0	NEUTRAL	0- 0	0- 0	0- 0				
1- 6	0- 0	0- 0	NON-CONFERENCE	0- 4	0- 0	1- 2				
0- 4	0- 0	0- 0	HOME	0- 2	0- 0	0- 2				
1- 2	0- 0	0- 0	AWAY	0- 2	0- 0	1- 0				
0- 0	0- 0	0- 0	NEUTRAL	0- 0	0- 0	0- 0				
0- 0	0- 0	0- 0	CONFERENCE	0- 0	0- 0	0- 0				
0- 0	0- 0	0- 0	HOME	0- 0	0- 0	0- 0				
0- 0	0- 0	0- 0	AWAY	0- 0	0- 0	0- 0				
0- 0	0- 0	0- 0	NEUTRAL	0- 0	0- 0	0- 0				

RPI 1-25				RPI 26-50				RPI 51-100				RPI 101+				Team's RPI: 260	
RPI	S	Opponent	Score	RPI	S	Opponent	Score	RPI	S	Opponent	Score	RPI	S	Opponent	Score		
								52	H	Youngstown St.	66	73	217	H	North Florida	53	54
								53	A	Tennessee	46	97	329	A	Lipscomb	73	55
								78	H	Kennesaw St.	56	65	330	H	Norfolk St.	58	65
								88	A	North Carolina St.	55	84					
LAST 12 Division I GAMES:																	
				53	A	Tennessee	46	97	88	A	North Carolina St.	55	84				
				329	A	Lipscomb	73	55	217	H	North Florida	53	54				
				78	H	Kennesaw St.	56	65	52	H	Youngstown St.	66	73				
									330	H	Norfolk St.	58	65				

Non-Div I Games:

Tennessee St.

Average RPI Win: 323		WON-LOST	WINNING	LAST 10	STRENGTH OF	OPP. STRENGTH	TEAM	ADJ.	CONF.	ADJ CONF.
Average RPI Loss: 155		RECORD	PCT. RANK	GAMES	SCHEDULE	OF SCHEDULE	RPI	RPI	RPI	RPI
DIV. I ONLY		1- 7	317	1- 7	172	227	268	268	27	27
DIV. I NON-CONF.		1- 7	316	1- 7	179	230	271	271	27	27
TOTALS		RPI 1-25	RPI 26-50	W-L RECORDS	RPI 51-100	RPI 101-150	RPI 150+			
1- 7	0- 0		0- 0	OVERALL	0- 3	0- 0	1- 4			
0- 1	0- 0		0- 0	HOME	0- 1	0- 0	0- 0			
1- 6	0- 0		0- 0	AWAY	0- 2	0- 0	1- 4			
0- 0	0- 0		0- 0	NEUTRAL	0- 0	0- 0	0- 0			
1- 7	0- 0		0- 0	NON-CONFERENCE	0- 3	0- 0	1- 4			
0- 1	0- 0		0- 0	HOME	0- 1	0- 0	0- 0			
1- 6	0- 0		0- 0	AWAY	0- 2	0- 0	1- 4			
0- 0	0- 0		0- 0	NEUTRAL	0- 0	0- 0	0- 0			
0- 0	0- 0		0- 0	CONFERENCE	0- 0	0- 0	0- 0			
0- 0	0- 0		0- 0	HOME	0- 0	0- 0	0- 0			
0- 0	0- 0		0- 0	AWAY	0- 0	0- 0	0- 0			
0- 0	0- 0		0- 0	NEUTRAL	0- 0	0- 0	0- 0			

RPI 1-25				RPI 26-50				RPI 51-100				RPI 101+				Team's RPI: 268	
RPI	S	Opponent	Score	RPI	S	Opponent	Score	RPI	S	Opponent	Score	RPI	S	Opponent	Score		
								54	H	Georgia	51	74	202	A	Georgia St.	60	72
								66	A	Mercer	67	73	216	A	Southern Miss.	58	80
								89	A	Clemson	61	76	226	A	Wake Forest	62	89
													229	A	Valparaiso	61	79
													323	A	FIU	73	56
LAST 12 Division I GAMES:																	
				202	A	Georgia St.	60	72	54	H	Georgia	51	74				
				89	A	Clemson	61	76	66	A	Mercer	67	73				
				216	A	Southern Miss.	58	80	229	A	Valparaiso	61	79				
									226	A	Wake Forest	62	89				
									323	A	FIU	73	56				

Non-Div I Games:

Tennessee Tech

■ Loss, ■ Non-Conf, S Site, H Home A Away N Neutral

Average RPI Win:	192	WON-LOST	WINNING	LAST 10	STRENGTH OF	OPP. STRENGTH	TEAM	ADJ.	CONF.	ADJ CONF.
Average RPI Loss:	102	RECORD	PCT. RANK	GAMES	SCHEDULE	OF SCHEDULE	RPI	RPI	RPI	RPI
DIV. I ONLY	3- 6	229	2- 5	25	232	140	140	33	33	
DIV. I NON-CONF.	3- 6	226	3- 6	27	236	144	144	33	33	
TOTALS	RPI 1-25	RPI 26-50	W-L RECORDS	RPI 51-100	RPI 101-150	RPI 150+				
3- 6	0- 2	0- 1	OVERALL	0- 1	0- 1	3- 1				
2- 1	0- 0	0- 0	HOME	0- 0	0- 0	2- 1				
0- 4	0- 2	0- 0	AWAY	0- 1	0- 1	0- 0				
1- 1	0- 0	0- 1	NEUTRAL	0- 0	0- 0	1- 0				
3- 6	0- 2	0- 1	NON-CONFERENCE	0- 1	0- 1	3- 1				
2- 1	0- 0	0- 0	HOME	0- 0	0- 0	2- 1				
0- 4	0- 2	0- 0	AWAY	0- 1	0- 1	0- 0				
1- 1	0- 0	0- 1	NEUTRAL	0- 0	0- 0	1- 0				
0- 0	0- 0	0- 0	CONFERENCE	0- 0	0- 0	0- 0				
0- 0	0- 0	0- 0	HOME	0- 0	0- 0	0- 0				
0- 0	0- 0	0- 0	AWAY	0- 0	0- 0	0- 0				
0- 0	0- 0	0- 0	NEUTRAL	0- 0	0- 0	0- 0				

RPI 1-25				RPI 26-50				RPI 51-100				RPI 101+				Team's RPI: 140	
RPI	S	Opponent	Score	RPI	S	Opponent	Score	RPI	S	Opponent	Score	RPI	S	Opponent	Score		
18	A	Baylor	42 96	34	N	Texas A&M	61 63	84	A	Texas Tech	42 50	128	A	DePaul	70 93		
23	A	Texas	45 72									165	H	Eastern Mich.	81 75		
												167	H	Houston Baptist	75 72		
												244	N	New Mexico	61 59		
												324	H	A&M-Corpus Christi	57 60		
LAST 12 Division I GAMES:																	
				324	H	A&M-Corpus Christi	57 60	84	A	Texas Tech	42 50						
				18	A	Baylor	42 96	128	A	DePaul	70 93						
				167	H	Houston Baptist	75 72	244	N	New Mexico	61 59						
				23	A	Texas	45 72										
				165	H	Eastern Mich.	81 75										
				34	N	Texas A&M	61 63										

Non-Div I Games: Tex. A&M-Kingsville86 36 Concordia (TX) 72 31 Texas Lutheran 71 47

Tex.-Pan American

Average RPI Win: 141		WON-LOST	WINNING	LAST 10	STRENGTH OF	OPP. STRENGTH	TEAM	ADJ.	CONF.	ADJ CONF.
Average RPI Loss: 0		RECORD	PCT. RANK	GAMES	SCHEDULE	OF SCHEDULE	RPI	RPI	RPI	RPI
DIV. I ONLY		8- 0	1	8- 0	212	4	23	23	5	5
DIV. I NON-CONF.		8- 0	1	8- 0	216	4	22	22	5	5
TOTALS		RPI 1-25	RPI 26-50		W-L RECORDS		RPI 51-100	RPI 101-150	RPI 150+	
8- 0		1- 0	0- 0		OVERALL		2- 0	1- 0	4- 0	
6- 0		0- 0	0- 0		HOME		1- 0	1- 0	4- 0	
2- 0		1- 0	0- 0		AWAY		1- 0	0- 0	0- 0	
0- 0		0- 0	0- 0		NEUTRAL		0- 0	0- 0	0- 0	
8- 0		1- 0	0- 0		NON-CONFERENCE		2- 0	1- 0	4- 0	
6- 0		0- 0	0- 0		HOME		1- 0	1- 0	4- 0	
2- 0		1- 0	0- 0		AWAY		1- 0	0- 0	0- 0	
0- 0		0- 0	0- 0		NEUTRAL		0- 0	0- 0	0- 0	
0- 0		0- 0	0- 0		CONFERENCE		0- 0	0- 0	0- 0	
0- 0		0- 0	0- 0		HOME		0- 0	0- 0	0- 0	
0- 0		0- 0	0- 0		AWAY		0- 0	0- 0	0- 0	
0- 0		0- 0	0- 0		NEUTRAL		0- 0	0- 0	0- 0	

RPI	S	Opponent	Score	RPI	S	Opponent	Score	RPI	S	Opponent	Score	RPI	S	Opponent	Score
17	A	Stanford	87 81					53	H	Tennessee	72 59	140	H	Tex.-Pan American	72 45
								98	A	UCLA	75 65	164	H	UTSA	68 48
												172	H	Northwestern St.	74 34
												242	H	Southern U.	80 42
												244	H	New Mexico	86 37
LAST 12 Division I GAMES:															
140	H	Tex.-Pan American	72 45	172	H	Northwestern St.	74 34								
98	A	UCLA	75 65	242	H	Southern U.	80 42								
17	A	Stanford	87 81	244	H	New Mexico	86 37								
164	H	UTSA	68 48	53	H	Tennessee	72 59								

Non-Div I Games:

Texas

Average RPI Win:	184	WON-LOST	WINNING	LAST 10	STRENGTH OF	OPP. STRENGTH	TEAM	ADJ.	CONF.	ADJ CONF.
Average RPI Loss:	0	RECORD	PCT. RANK	GAMES	SCHEDULE	OF SCHEDULE	RPI	RPI	RPI	RPI
DIV. I ONLY	11- 0	1	10- 0	236	25	34	34	3	3	
DIV. I NON-CONF.	11- 0	1	11- 0	239	24	35	35	3	3	
TOTALS	RPI 1-25	RPI 26-50	W-L RECORDS	RPI 51-100	RPI 101-150	RPI 150+				
11- 0	1- 0	0- 0	OVERALL	0- 0	2- 0	8- 0				
6- 0	1- 0	0- 0	HOME	0- 0	0- 0	5- 0				
3- 0	0- 0	0- 0	AWAY	0- 0	1- 0	2- 0				
2- 0	0- 0	0- 0	NEUTRAL	0- 0	1- 0	1- 0				
11- 0	1- 0	0- 0	NON-CONFERENCE	0- 0	2- 0	8- 0				
6- 0	1- 0	0- 0	HOME	0- 0	0- 0	5- 0				
3- 0	0- 0	0- 0	AWAY	0- 0	1- 0	2- 0				
2- 0	0- 0	0- 0	NEUTRAL	0- 0	1- 0	1- 0				
0- 0	0- 0	0- 0	CONFERENCE	0- 0	0- 0	0- 0				
0- 0	0- 0	0- 0	HOME	0- 0	0- 0	0- 0				
0- 0	0- 0	0- 0	AWAY	0- 0	0- 0	0- 0				
0- 0	0- 0	0- 0	NEUTRAL	0- 0	0- 0	0- 0				

RPI 1-25				RPI 26-50		Team's RPI: 34		RPI 51-100				RPI 101+			
RPI	S	Opponent	Score	RPI	S	Opponent	Score	RPI	S	Opponent	Score	RPI	S	Opponent	Score
13	H	Duke	63 59									128	A	DePaul	76 68
												140	N	Tex.-Pan American	63 61
												172	H	Northwestern St.	75 42
												174	A	TCU	82 71
												189	A	SMU	70 62
												195	H	Prairie View	59 41
												200	H	McNeese St.	93 27
												244	N	New Mexico	66 52
												278	H	Rice	76 55
												287	H	Houston	94 55
LAST 12 Division I GAMES:															
				287	H	Houston	94 55			174	A	TCU	82 71		
				189	A	SMU	70 62			172	H	Northwestern St.	75 42		
				140	N	Tex.-Pan American	63 61			13	H	Duke	63 59		
				244	N	New Mexico	66 52			200	H	McNeese St.	93 27		
				128	A	DePaul	76 68			195	H	Prairie View	59 41		
										278	H	Rice	76 55		

Non-Div I Games:

Texas A&amp;M



## Texas Southern

Through Games Of Dec. 14, 2014

Average RPI Win:	271	WON-LOST	WINNING	LAST 10	STRENGTH OF	OPP. STRENGTH	TEAM	ADJ.	CONF.	ADJ CONF.
Average RPI Loss:	186	RECORD	PCT. RANK	GAMES	SCHEDULE	OF SCHEDULE	RPI	RPI	RPI	RPI
DIV. I ONLY	1- 7	317	1- 7	251	298	319	319	32	32	
DIV. I NON-CONF.	1- 7	316	1- 7	255	299	318	318	32	32	
TOTALS	RPI 1-25	RPI 26-50	W-L RECORDS	RPI 51-100	RPI 101-150	RPI 150+				
1- 7	0- 0	0- 0	OVERALL	0- 1	0- 1	1- 5				
0- 1	0- 0	0- 0	HOME	0- 0	0- 0	0- 1				
0- 6	0- 0	0- 0	AWAY	0- 1	0- 0	0- 1				
1- 0	0- 0	0- 0	NEUTRAL	0- 0	0- 0	1- 0				
1- 7	0- 0	0- 0	NON-CONFERENCE	0- 1	0- 1	1- 5				
0- 1	0- 0	0- 0	HOME	0- 0	0- 0	0- 1				
0- 6	0- 0	0- 0	AWAY	0- 1	0- 1	0- 4				
1- 0	0- 0	0- 0	NEUTRAL	0- 0	0- 0	1- 0				
0- 0	0- 0	0- 0	CONFERENCE	0- 0	0- 0	0- 0				
0- 0	0- 0	0- 0	HOME	0- 0	0- 0	0- 0				
0- 0	0- 0	0- 0	AWAY	0- 0	0- 0	0- 0				
0- 0	0- 0	0- 0	NEUTRAL	0- 0	0- 0	0- 0				

RPI 1-25				RPI 26-50				RPI 51-100				RPI 101+				Team's RPI: 319	
RPI	S	Opponent	Score	RPI	S	Opponent	Score	RPI	S	Opponent	Score	RPI	S	Opponent	Score		
								63	A	CSUN	50	63	105	A	Kansas	44	69
												160	A	Oklahoma St.	58	77	
												174	A	TCU	52	69	
												248	H	Tulsa	64	67	
												271	N	IUPUI	71	61	
												276	A	Sam Houston St.	54	61	
												276	A	Sam Houston St.	54	61	
LAST 12 Division I GAMES:																	
				276	A	Sam Houston St.	54	61	248	H	Tulsa	64	67				
				63	A	CSUN	50	63	174	A	TCU	52	69				
				271	N	IUPUI	71	61	105	A	Kansas	44	69				
									160	A	Oklahoma St.	58	77				
									276	A	Sam Houston St.	54	61				

Non-Div I Games:

Texas Southern

■ Loss, 
 ■ Non-Conf, S Site, 
 ■ Home 
 ■ Away 
 N Neutral

Average RPI Win:	236	WON-LOST	WINNING	LAST 10	STRENGTH OF	OPP. STRENGTH	TEAM	ADJ.	CONF.	ADJ CONF.
Average RPI Loss:	137	RECORD	PCT. RANK	GAMES	SCHEDULE	OF SCHEDULE	RPI	RPI	RPI	RPI
DIV. I ONLY	2- 3	209	2- 3	181	276	209	209	17	17	
DIV. I NON-CONF.	2- 3	204	2- 3	188	278	209	209	17	17	
TOTALS	RPI 1-25	RPI 26-50	W-L RECORDS	RPI 51-100	RPI 101-150	RPI 150+				
2- 3	0- 0	0- 0	OVERALL	0- 1	0- 0	2- 2				
1- 1	0- 0	0- 0	HOME	0- 0	0- 0	1- 1				
1- 2	0- 0	0- 0	AWAY	0- 1	0- 0	1- 1				
0- 0	0- 0	0- 0	NEUTRAL	0- 0	0- 0	0- 0				
2- 3	0- 0	0- 0	NON-CONFERENCE	0- 1	0- 0	2- 2				
1- 1	0- 0	0- 0	HOME	0- 0	0- 0	1- 1				
1- 2	0- 0	0- 0	AWAY	0- 1	0- 0	1- 1				
0- 0	0- 0	0- 0	NEUTRAL	0- 0	0- 0	0- 0				
0- 0	0- 0	0- 0	CONFERENCE	0- 0	0- 0	0- 0				
0- 0	0- 0	0- 0	HOME	0- 0	0- 0	0- 0				
0- 0	0- 0	0- 0	AWAY	0- 0	0- 0	0- 0				
0- 0	0- 0	0- 0	NEUTRAL	0- 0	0- 0	0- 0				

RPI 1-25				RPI 26-50				RPI 51-100				RPI 101+				Team's RPI: 209	
RPI	S	Opponent	Score	RPI	S	Opponent	Score	RPI	S	Opponent	Score	RPI	S	Opponent	Score		
								84	A	Texas Tech	77	81	160	A	Oklahoma St.	37	64
													164	A	UTSA	57	53
													167	H	Houston Baptist	56	61
													308	H	Lamar	79	72
LAST 12 Division I GAMES:																	
				160	A	Oklahoma St.	37	64	164	A	UTSA	57	53				
				308	H	Lamar	79	72									
				167	H	Houston Baptist	56	61									
				84	A	Texas Tech	77	81									

Non-Div I Games: Tex. A&amp;M Int'l 83 65 Tex. A&amp;M-Commerce 74 69

Texas St.

Average RPI Win:	183	WON-LOST	WINNING	LAST 10	STRENGTH OF	OPP. STRENGTH	TEAM	ADJ.	CONF.	ADJ CONF.
Average RPI Loss:	66	RECORD	PCT. RANK	GAMES	SCHEDULE	OF SCHEDULE	RPI	RPI	RPI	RPI
DIV. I ONLY	6- 2	60	6- 2	129	91	84	84	5	5	
DIV. I NON-CONF.	6- 2	61	6- 2	137	91	85	85	5	5	
TOTALS	RPI 1-25	RPI 26-50	W-L RECORDS	RPI 51-100	RPI 101-150	RPI 150+				
6- 2	0- 0	0- 1	OVERALL	0- 1	3- 0	3- 0				
6- 0	0- 0	0- 0	HOME	0- 0	3- 0	3- 0				
0- 0	0- 0	0- 0	AWAY	0- 0	0- 0	0- 0				
0- 2	0- 0	0- 1	NEUTRAL	0- 1	0- 0	0- 0				
6- 2	0- 0	0- 1	NON-CONFERENCE	0- 1	3- 0	3- 0				
6- 0	0- 0	0- 0	HOME	0- 0	3- 0	3- 0				
0- 0	0- 0	0- 0	AWAY	0- 0	0- 0	0- 0				
0- 2	0- 0	0- 1	NEUTRAL	0- 1	0- 0	0- 0				
0- 0	0- 0	0- 0	CONFERENCE	0- 0	0- 0	0- 0				
0- 0	0- 0	0- 0	HOME	0- 0	0- 0	0- 0				
0- 0	0- 0	0- 0	AWAY	0- 0	0- 0	0- 0				
0- 0	0- 0	0- 0	NEUTRAL	0- 0	0- 0	0- 0				

RPI 1-25			RPI 26-50			RPI 51-100			Team's RPI: 84	RPI 101+		
RPI	S	Opponent	Score	RPI	S	Opponent	Score	RPI	S	Opponent	Score	
				43	N	Purdue	53 69	88	N	North Carolina St.	42 75	
										117	H	Jacksonville St. 67 59
										119	H	Abilene Christian 61 44
										140	H	Tex.-Pan American 50 42
										209	H	Texas St. 81 77
										211	H	Arizona 57 54
										300	H	Morgan St. 65 57
LAST 12 Division I GAMES:												
140	H	Tex.-Pan American	50 42	88	N	North Carolina St.	42 75					
119	H	Abilene Christian	61 44	43	N	Purdue	53 69					
				300	H	Morgan St.	65 57					
				211	H	Arizona	57 54					
				209	H	Texas St.	81 77					
				117	H	Jacksonville St.	67 59					

Non-Div I Games:

Texas Tech

## Texas-Arlington

Through Games Of Dec. 14, 2014

Average RPI Win:	268	WON-LOST	WINNING	LAST 10	STRENGTH OF	OPP. STRENGTH	TEAM	ADJ.	CONF.	ADJ CONF.
Average RPI Loss:	95	RECORD	PCT. RANK	GAMES	SCHEDULE	OF SCHEDULE	RPI	RPI	RPI	RPI
DIV. I ONLY	3- 3	154	0- 1	67	336	139	139	17	17	
DIV. I NON-CONF.	3- 3	154	0- 1	72	338	142	142	17	17	
TOTALS	RPI 1-25	RPI 26-50	W-L RECORDS	RPI 51-100	RPI 101-150	RPI 150+				
3- 3	0- 0	0- 1	OVERALL	0- 1	0- 0	3- 1				
2- 1	0- 0	0- 0	HOME	0- 0	0- 0	2- 1				
1- 2	0- 0	0- 1	AWAY	0- 0	0- 0	1- 0				
0- 0	0- 0	0- 0	NEUTRAL	0- 0	0- 0	0- 0				
3- 3	0- 0	0- 1	NON-CONFERENCE	0- 1	0- 0	3- 1				
2- 1	0- 0	0- 0	HOME	0- 0	0- 0	2- 1				
1- 2	0- 0	0- 1	AWAY	0- 1	0- 0	1- 0				
0- 0	0- 0	0- 0	NEUTRAL	0- 0	0- 0	0- 0				
0- 0	0- 0	0- 0	CONFERENCE	0- 0	0- 0	0- 0				
0- 0	0- 0	0- 0	HOME	0- 0	0- 0	0- 0				
0- 0	0- 0	0- 0	AWAY	0- 0	0- 0	0- 0				
0- 0	0- 0	0- 0	NEUTRAL	0- 0	0- 0	0- 0				

RPI 1-25			RPI 26-50			RPI 51-100			RPI 101+			Team's RPI: 139
RPI	S	Opponent	Score	RPI	S	Opponent	Score	RPI	S	Opponent	Score	
50	A	Wichita St.	61 71	70	A	Kansas St.	41 45	164	H	UTSA	55 63	
								167	H	Houston Baptist	83 73	
								314	H	Northern Ariz.	80 62	
								324	A	A&M-Corpus Christi	42 28	
LAST 12 Division I GAMES:												
50	A	Wichita St.	61 71									
324	A	A&M-Corpus Christi	42 28									
70	A	Kansas St.	41 45									
164	H	UTSA	55 63									
314	H	Northern Ariz.	80 62									
167	H	Houston Baptist	83 73									

Non-Div I Games: Missouri Valley 90 32

Texas-Arlington

■ Loss, 
 ■ Non-Conf, 
 ■ S Site, 
 ■ H Home 
 ■ A Away 
 N Neutral

Average RPI Win:	123	WON-LOST	WINNING	LAST 10	STRENGTH OF	OPP. STRENGTH	TEAM	ADJ.	CONF.	ADJ CONF.
Average RPI Loss:	87	RECORD	PCT. RANK	GAMES	SCHEDULE	OF SCHEDULE	RPI	RPI	RPI	RPI
DIV. I ONLY	4- 4	154	1- 0	54	82	101	101	20	20	
DIV. I NON-CONF.	4- 4	154	1- 0	58	83	101	101	21	21	
TOTALS	RPI 1-25	RPI 26-50	W-L RECORDS	RPI 51-100	RPI 101-150	RPI 150+				
4- 4	0- 0	0- 2	OVERALL	2- 0	1- 1	1- 1				
2- 1	0- 0	0- 0	HOME	1- 0	1- 0	0- 1				
0- 3	0- 0	0- 2	AWAY	0- 0	0- 1	0- 0				
2- 0	0- 0	0- 0	NEUTRAL	1- 0	0- 0	1- 0				
4- 4	0- 0	0- 2	NON-CONFERENCE	2- 0	1- 1	1- 1				
2- 1	0- 0	0- 0	HOME	1- 0	1- 0	0- 1				
0- 3	0- 0	0- 2	AWAY	0- 0	0- 1	0- 0				
2- 0	0- 0	0- 0	NEUTRAL	1- 0	0- 0	1- 0				
0- 0	0- 0	0- 0	CONFERENCE	0- 0	0- 0	0- 0				
0- 0	0- 0	0- 0	HOME	0- 0	0- 0	0- 0				
0- 0	0- 0	0- 0	AWAY	0- 0	0- 0	0- 0				
0- 0	0- 0	0- 0	NEUTRAL	0- 0	0- 0	0- 0				

RPI S	Opponent	Score	RPI S	Opponent	Score	RPI S	Opponent	Score	RPI S	Opponent	Score	Team's RPI: 101
31	A Dayton	57 79	43	A Purdue	48 66	85	N Virginia	64 62	103	H Idaho	80 67	
						91	H St. Bonaventure	64 58	118	A Cleveland St.	71 81	
									154	H Detroit	72 83	
									211	N Arizona	69 54	
LAST 12 Division I GAMES:												
91	H St. Bonaventure	64 58	211	N Arizona	69 54							
118	A Cleveland St.	71 81	154	H Detroit	72 83							
			103	H Idaho	80 67							
			31	A Dayton	57 79							
			85	N Virginia	64 62							
			43	A Purdue	48 66							

Non-Div I Games:

Toledo

Average RPI Win:	303	WON-LOST	WINNING	LAST 10	STRENGTH OF	OPP. STRENGTH	TEAM	ADJ.	CONF.	ADJ CONF.
Average RPI Loss:	171	RECORD	PCT. RANK	GAMES	SCHEDULE	OF SCHEDULE	RPI	RPI	RPI	RPI
DIV. I ONLY	3- 6	229	3- 6	225	316	246	246	13	13	
DIV. I NON-CONF.	3- 6	226	3- 6	228	317	249	249	13	13	
TOTALS	RPI 1-25	RPI 26-50	W-L RECORDS	RPI 51-100	RPI 101-150	RPI 150+				
3- 6	0- 0	0- 1	OVERALL	0- 1	0- 0	3- 4				
1- 1	0- 0	0- 0	HOME	0- 1	0- 0	1- 0				
2- 3	0- 0	0- 1	AWAY	0- 0	0- 0	2- 1				
0- 2	0- 0	0- 0	NEUTRAL	0- 0	0- 0	0- 2				
3- 6	0- 0	0- 1	NON-CONFERENCE	0- 1	0- 0	3- 4				
1- 1	0- 0	0- 0	HOME	0- 1	0- 0	1- 0				
2- 3	0- 0	0- 1	AWAY	0- 0	0- 0	2- 2				
0- 2	0- 0	0- 0	NEUTRAL	0- 0	0- 0	0- 2				
0- 0	0- 0	0- 0	CONFERENCE	0- 0	0- 0	0- 0				
0- 0	0- 0	0- 0	HOME	0- 0	0- 0	0- 0				
0- 0	0- 0	0- 0	AWAY	0- 0	0- 0	0- 0				
0- 0	0- 0	0- 0	NEUTRAL	0- 0	0- 0	0- 0				

RPI	S	Opponent	Score	RPI	S	Opponent	Score	RPI	S	Opponent	Score	RPI	S	Opponent	Score	Team's RPI: 246
42	A	Maryland	52 81	94	H	North Dakota	52 54	157	N	Rhode Island	49 60	204	N	La Salle	49 62	
								252	A	Penn St.	64 71	258	H	Rider	53 51	
								279	A	Navy	51 55	325	A	Loyola Maryland	63 50	
								326	A	UMBC	59 54					
LAST 12 Division I GAMES:																
42	A	Maryland	52 81	157	N	Rhode Island	49 60									
325	A	Loyola Maryland	63 50	326	A	UMBC	59 54									
279	A	Navy	51 55	94	H	North Dakota	52 54									
204	N	La Salle	49 62	258	H	Rider	53 51									
				252	A	Penn St.	64 71									

Non-Div I Games:

Towson

Average RPI Win:	238	WON-LOST	WINNING	LAST 10	STRENGTH OF	OPP. STRENGTH	TEAM	ADJ.	CONF.	ADJ CONF.
Average RPI Loss:	95	RECORD	PCT. RANK	GAMES	SCHEDULE	OF SCHEDULE	RPI	RPI	RPI	RPI
DIV. I ONLY	4- 3	132	4- 3	263	136	198	198	17	17	
DIV. I NON-CONF.	4- 3	134	4- 3	267	135	198	198	17	17	
TOTALS	RPI 1-25	RPI 26-50	W-L RECORDS	RPI 51-100	RPI 101-150	RPI 150+				
4- 3	0- 0	0- 0	OVERALL	0- 2	0- 1	4- 0				
3- 1	0- 0	0- 0	HOME	0- 0	0- 1	3- 0				
1- 2	0- 0	0- 0	AWAY	0- 2	0- 0	1- 0				
0- 0	0- 0	0- 0	NEUTRAL	0- 0	0- 0	0- 0				
4- 3	0- 0	0- 0	NON-CONFERENCE	0- 2	0- 1	4- 0				
3- 1	0- 0	0- 0	HOME	0- 0	0- 1	3- 0				
1- 2	0- 0	0- 0	AWAY	0- 2	0- 0	1- 0				
0- 0	0- 0	0- 0	NEUTRAL	0- 0	0- 0	0- 0				
0- 0	0- 0	0- 0	CONFERENCE	0- 0	0- 0	0- 0				
0- 0	0- 0	0- 0	HOME	0- 0	0- 0	0- 0				
0- 0	0- 0	0- 0	AWAY	0- 0	0- 0	0- 0				
0- 0	0- 0	0- 0	NEUTRAL	0- 0	0- 0	0- 0				

RPI 1-25				RPI 26-50				RPI 51-100				RPI 101+ Team's RPI: 198			
RPI	S	Opponent	Score	RPI	S	Opponent	Score	RPI	S	Opponent	Score	RPI	S	Opponent	Score
								75	A	Auburn	54 71	122	H	Savannah St.	80 83
								89	A	Clemson	73 82	201	H	Samford	76 67
												210	H	Southeastern La.	80 78
												265	H	Alabama St.	70 50
												277	A	Florida A&M	65 59
LAST 12 Division I GAMES:															
				201	H	Samford	76 67					265	H	Alabama St.	70 50
				122	H	Savannah St.	80 83								
				277	A	Florida A&M	65 59								
				210	H	Southeastern La.	80 78								
				89	A	Clemson	73 82								
				75	A	Auburn	54 71								

Non-Div I Games:

Troy

Average RPI Win:	152	WON-LOST	WINNING	LAST 10	STRENGTH OF	OPP. STRENGTH	TEAM	ADJ.	CONF.	ADJ CONF.
Average RPI Loss:	11	RECORD	PCT. RANK	GAMES	SCHEDULE	OF SCHEDULE	RPI	RPI	RPI	RPI
DIV. I ONLY	7- 1	27	1- 0	126	6	21	21	7	7	
DIV. I NON-CONF.	7- 1	27	1- 0	135	6	20	20	7	7	
TOTALS	RPI 1-25	RPI 26-50	W-L RECORDS	RPI 51-100	RPI 101-150	RPI 150+				
7- 1	0- 1	1- 0	OVERALL	1- 0	2- 0	3- 0				
3- 0	0- 0	0- 0	HOME	1- 0	1- 0	1- 0				
3- 0	0- 0	1- 0	AWAY	0- 0	0- 0	2- 0				
1- 1	0- 1	0- 0	NEUTRAL	0- 0	1- 0	0- 0				
7- 1	0- 1	1- 0	NON-CONFERENCE	1- 0	2- 0	3- 0				
3- 0	0- 0	0- 0	HOME	1- 0	1- 0	1- 0				
3- 0	0- 0	1- 0	AWAY	0- 0	0- 0	2- 0				
1- 1	0- 1	0- 0	NEUTRAL	0- 0	1- 0	0- 0				
0- 0	0- 0	0- 0	CONFERENCE	0- 0	0- 0	0- 0				
0- 0	0- 0	0- 0	HOME	0- 0	0- 0	0- 0				
0- 0	0- 0	0- 0	AWAY	0- 0	0- 0	0- 0				
0- 0	0- 0	0- 0	NEUTRAL	0- 0	0- 0	0- 0				

RPI 1-25				Team's RPI: 21		RPI 26-50				RPI 51-100				RPI 101+			
RPI	S	Opponent	Score	RPI	S	Opponent	Score	RPI	S	Opponent	Score	RPI	S	Opponent	Score		
11	N	Western Ky.	64 69	32	A	UALR	74 58	88	H	North Carolina St.	60 51	107	H	Nicholls St.	77 44		
												116	N	UNI	71 48		
												200	A	McNeese St.	75 55		
												220	A	LSU	51 45		
												304	H	Mississippi Val.	87 47		
LAST 12 Division I GAMES:																	
200	A	McNeese St.	75 55	116	N	UNI	71 48										
304	H	Mississippi Val.	87 47	32	A	UALR	74 58										
				107	H	Nicholls St.	77 44										
				11	N	Western Ky.	64 69										
				88	H	North Carolina St.	60 51										
				220	A	LSU	51 45										

Non-Div I Games:

Tulane



Average RPI Win:	271	WON-LOST	WINNING	LAST 10	STRENGTH OF	OPP. STRENGTH	TEAM	ADJ.	CONF.	ADJ CONF.
Average RPI Loss:	127	RECORD	PCT. RANK	GAMES	SCHEDULE	OF SCHEDULE	RPI	RPI	RPI	RPI
DIV. I ONLY	4- 5	182	4- 5	304	103	248	248	7	7	
DIV. I NON-CONF.	4- 5	179	4- 5	305	104	251	251	7	7	
TOTALS	RPI 1-25	RPI 26-50	W-L RECORDS	RPI 51-100	RPI 101-150	RPI 150+				
4- 5	0- 0	0- 1	OVERALL	0- 1	0- 1	4- 2				
1- 3	0- 0	0- 1	HOME	0- 1	0- 1	1- 0				
2- 2	0- 0	0- 0	AWAY	0- 0	0- 0	2- 2				
1- 0	0- 0	0- 0	NEUTRAL	0- 0	0- 0	1- 0				
4- 5	0- 0	0- 1	NON-CONFERENCE	0- 1	0- 1	4- 2				
1- 3	0- 0	0- 1	HOME	0- 1	0- 1	1- 0				
2- 2	0- 0	0- 0	AWAY	0- 0	0- 0	2- 2				
1- 0	0- 0	0- 0	NEUTRAL	0- 0	0- 0	1- 0				
0- 0	0- 0	0- 0	CONFERENCE	0- 0	0- 0	0- 0				
0- 0	0- 0	0- 0	HOME	0- 0	0- 0	0- 0				
0- 0	0- 0	0- 0	AWAY	0- 0	0- 0	0- 0				
0- 0	0- 0	0- 0	NEUTRAL	0- 0	0- 0	0- 0				

RPI 1-25				RPI 26-50				RPI 51-100				RPI 101+				Team's RPI: 248	
RPI	S	Opponent	Score	RPI	S	Opponent	Score	RPI	S	Opponent	Score	RPI	S	Opponent	Score		
				41	H	Arkansas	53 64	100	H	Saint Louis	58 63	116	H	UNI	66 69		
												183	A	Miami (FL)	57 69		
												193	A	Oral Roberts	71 73		
												228	N	Buffalo	87 77		
												229	A	Valparaiso	87 63		
												308	H	Lamar	73 69		
												319	A	Texas Southern	67 64		
LAST 12 Division I GAMES:																	
				41	H	Arkansas	53 64	228	N	Buffalo	87 77						
				229	A	Valparaiso	87 63	319	A	Texas Southern	67 64						
				100	H	Saint Louis	58 63	193	A	Oral Roberts	71 73						
				183	A	Miami (FL)	57 69	308	H	Lamar	73 69						
								116	H	UNI	66 69						

Non-Div I Games:

Tulsa

Average RPI Win:	295	WON-LOST	WINNING	LAST 10	STRENGTH OF	OPP. STRENGTH	TEAM	ADJ.	CONF.	ADJ CONF.
Average RPI Loss:	183	RECORD	PCT. RANK	GAMES	SCHEDULE	OF SCHEDULE	RPI	RPI	RPI	RPI
DIV. I ONLY	4- 4	154	4- 4	310	279	225	225	19	19	
DIV. I NON-CONF.	4- 4	154	4- 4	310	281	226	226	20	20	
TOTALS	RPI 1-25	RPI 26-50	W-L RECORDS	RPI 51-100	RPI 101-150	RPI 150+				
4- 4	0- 0	0- 1	OVERALL	0- 0	0- 0	4- 3				
2- 0	0- 0	0- 0	HOME	0- 0	0- 0	2- 0				
1- 4	0- 0	0- 1	AWAY	0- 0	0- 0	1- 3				
1- 0	0- 0	0- 0	NEUTRAL	0- 0	0- 0	1- 0				
4- 4	0- 0	0- 1	NON-CONFERENCE	0- 0	0- 0	4- 3				
2- 0	0- 0	0- 0	HOME	0- 0	0- 0	2- 0				
1- 4	0- 0	0- 1	AWAY	0- 0	0- 0	1- 3				
1- 0	0- 0	0- 0	NEUTRAL	0- 0	0- 0	1- 0				
0- 0	0- 0	0- 0	CONFERENCE	0- 0	0- 0	0- 0				
0- 0	0- 0	0- 0	HOME	0- 0	0- 0	0- 0				
0- 0	0- 0	0- 0	AWAY	0- 0	0- 0	0- 0				
0- 0	0- 0	0- 0	NEUTRAL	0- 0	0- 0	0- 0				

RPI 1-25				RPI 26-50				RPI 51-100				RPI 101+ Team's RPI: 225			
RPI	S	Opponent	Score	RPI	S	Opponent	Score	RPI	S	Opponent	Score	RPI	S	Opponent	Score
				29	A	Florida St.	62 92					201	A	Samford	41 70
												211	A	Arizona	44 49
												224	A	Loyola Chicago	61 51
												291	A	Loyola Marymount	61 66
												293	N	UC Irvine	69 65
												329	H	Lipscomb	72 54
												335	H	Alcorn	57 43
LAST 12 Division I GAMES:															
				201	A	Samford	41 70	211	A	Arizona	44 49				
				293	N	UC Irvine	69 65	29	A	Florida St.	62 92				
				291	A	Loyola Marymount	61 66								
				224	A	Loyola Chicago	61 51								
				335	H	Alcorn	57 43								
				329	H	Lipscomb	72 54								

Non-Div I Games:

UAB

Average RPI Win:	184	WON-LOST	WINNING	LAST 10	STRENGTH OF	OPP. STRENGTH	TEAM	ADJ.	CONF.	ADJ CONF.
Average RPI Loss:	21	RECORD	PCT. RANK	GAMES	SCHEDULE	OF SCHEDULE	RPI	RPI	RPI	RPI
DIV. I ONLY	6- 1	33	6- 1	86	70	32	32	17	17	
DIV. I NON-CONF.	6- 1	33	6- 1	93	71	33	33	17	17	
TOTALS	RPI 1-25	RPI 26-50	W-L RECORDS	RPI 51-100	RPI 101-150	RPI 150+				
6- 1	0- 1	0- 0	OVERALL	1- 0	1- 0	4- 0				
3- 1	0- 1	0- 0	HOME	1- 0	0- 0	2- 0				
3- 0	0- 0	0- 0	AWAY	0- 0	1- 0	2- 0				
0- 0	0- 0	0- 0	NEUTRAL	0- 0	0- 0	0- 0				
6- 1	0- 1	0- 0	NON-CONFERENCE	1- 0	1- 0	4- 0				
3- 1	0- 1	0- 0	HOME	1- 0	0- 0	2- 0				
3- 0	0- 0	0- 0	AWAY	0- 0	1- 0	2- 0				
0- 0	0- 0	0- 0	NEUTRAL	0- 0	0- 0	0- 0				
0- 0	0- 0	0- 0	CONFERENCE	0- 0	0- 0	0- 0				
0- 0	0- 0	0- 0	HOME	0- 0	0- 0	0- 0				
0- 0	0- 0	0- 0	AWAY	0- 0	0- 0	0- 0				
0- 0	0- 0	0- 0	NEUTRAL	0- 0	0- 0	0- 0				

RPI 1-25			RPI 26-50		Team's RPI: 32	RPI 51-100			RPI 101+		
RPI	S	Opponent	Score	RPI	S	Opponent	Score	RPI	S	Opponent	Score
21	H	Tulane	58 74					68	H	Oklahoma	66 62
								125	A	Memphis	66 59
								193	H	Oral Roberts	54 43
								220	A	LSU	70 54
								222	H	Missouri St.	61 48
								278	A	Rice	55 40
LAST 12 Division I GAMES:											
222	H	Missouri St.	61 48	68	H	Oklahoma	66 62				
220	A	LSU	70 54	21	H	Tulane	58 74				
				125	A	Memphis	66 59				
				193	H	Oral Roberts	54 43				
				278	A	Rice	55 40				

Non-Div I Games:

UALR

Average RPI Win:	198	WON-LOST	WINNING	LAST 10	STRENGTH OF	OPP. STRENGTH	TEAM	ADJ.	CONF.	ADJ CONF.
Average RPI Loss:	74	RECORD	PCT. RANK	GAMES	SCHEDULE	OF SCHEDULE	RPI	RPI	RPI	RPI
DIV. I ONLY	4- 6	209	4- 6	29	159	121	121	12	12	
DIV. I NON-CONF.	4- 6	204	4- 6	30	159	124	124	12	12	
TOTALS	RPI 1-25	RPI 26-50	W-L RECORDS	RPI 51-100	RPI 101-150	RPI 150+				
4- 6	0- 2	0- 1	OVERALL	1- 1	1- 0	2- 2				
2- 3	0- 1	0- 1	HOME	1- 1	0- 0	1- 0				
1- 2	0- 1	0- 0	AWAY	0- 0	0- 0	1- 1				
1- 1	0- 0	0- 0	NEUTRAL	0- 0	1- 0	0- 1				
4- 6	0- 2	0- 1	NON-CONFERENCE	1- 1	1- 0	2- 2				
2- 3	0- 1	0- 1	HOME	1- 1	0- 0	1- 0				
1- 2	0- 1	0- 0	AWAY	0- 0	0- 0	1- 1				
1- 1	0- 0	0- 0	NEUTRAL	0- 0	1- 0	0- 1				
0- 0	0- 0	0- 0	CONFERENCE	0- 0	0- 0	0- 0				
0- 0	0- 0	0- 0	HOME	0- 0	0- 0	0- 0				
0- 0	0- 0	0- 0	AWAY	0- 0	0- 0	0- 0				
0- 0	0- 0	0- 0	NEUTRAL	0- 0	0- 0	0- 0				

RPI 1-25				RPI 26-50				RPI 51-100				RPI 101+ Team's RPI: 121			
RPI	S	Opponent	Score	RPI	S	Opponent	Score	RPI	S	Opponent	Score	RPI	S	Opponent	Score
1	H	UConn	43 102	46	H	St. Mary's (CA)	55 57	74	H	San Francisco	70 73	147	N	Southern Utah	76 53
4	A	Arizona St.	51 72					93	H	Pacific	60 53	159	A	San Jose St.	75 89
												162	N	Santa Clara	76 79
												235	A	Sacramento St.	90 82
												317	H	Utah Valley	59 49
LAST 12 Division I GAMES:															
4	A	Arizona St.	51 72	74	H	San Francisco	70 73								
159	A	San Jose St.	75 89	93	H	Pacific	60 53								
147	N	Southern Utah	76 53	317	H	Utah Valley	59 49								
162	N	Santa Clara	76 79	46	H	St. Mary's (CA)	55 57								
				235	A	Sacramento St.	90 82								
				1	H	UConn	43 102								

Non-Div I Games:

UC Davis

Average RPI Win:	345	WON-LOST	WINNING	LAST 10	STRENGTH OF	OPP. STRENGTH	TEAM	ADJ.	CONF.	ADJ CONF.
Average RPI Loss:	163	RECORD	PCT. RANK	GAMES	SCHEDULE	OF SCHEDULE	RPI	RPI	RPI	RPI
DIV. I ONLY	1- 8	326	1- 8	140	346	293	293	12	12	
DIV. I NON-CONF.	1- 8	324	1- 8	147	346	294	294	12	12	
TOTALS	RPI 1-25	RPI 26-50	W-L RECORDS	RPI 51-100	RPI 101-150	RPI 150+				
1- 8	0- 0	0- 0	OVERALL	0- 3	0- 1	1- 4				
0- 3	0- 0	0- 0	HOME	0- 1	0- 1	0- 1				
1- 3	0- 0	0- 0	AWAY	0- 2	0- 0	1- 1				
0- 2	0- 0	0- 0	NEUTRAL	0- 0	0- 0	0- 2				
1- 8	0- 0	0- 0	NON-CONFERENCE	0- 3	0- 1	1- 4				
0- 3	0- 0	0- 0	HOME	0- 1	0- 1	0- 1				
1- 3	0- 0	0- 0	AWAY	0- 2	0- 0	1- 1				
0- 2	0- 0	0- 0	NEUTRAL	0- 0	0- 0	0- 2				
0- 0	0- 0	0- 0	CONFERENCE	0- 0	0- 0	0- 0				
0- 0	0- 0	0- 0	HOME	0- 0	0- 0	0- 0				
0- 0	0- 0	0- 0	AWAY	0- 0	0- 0	0- 0				
0- 0	0- 0	0- 0	NEUTRAL	0- 0	0- 0	0- 0				

RPI 1-25				RPI 26-50				RPI 51-100				RPI 101+				Team's RPI: 293	
RPI	S	Opponent	Score	RPI	S	Opponent	Score	RPI	S	Opponent	Score	RPI	S	Opponent	Score		
								64	A	Bakersfield	70	80	111	H	Pepperdine	53	76
								90	H	San Diego	64	87	159	H	San Jose St.	65	91
								97	A	South Dakota	52	96	225	N	UAB	65	69
													247	N	Bowling Green	54	62
													314	A	Northern Ariz.	35	66
													345	A	Grand Canyon	54	53
LAST 12 Division I GAMES:																	
				90	H	San Diego	64	87	111	H	Pepperdine	53	76				
				64	A	Bakersfield	70	80	345	A	Grand Canyon	54	53				
				225	N	UAB	65	69	314	A	Northern Ariz.	35	66				
				247	N	Bowling Green	54	62									
				97	A	South Dakota	52	96									
				159	H	San Jose St.	65	91									

Non-Div I Games:

UC Irvine

■ Loss, 
 ■ Non-Conf, 
 ■ S Site, 
 ■ H Home 
 ■ A Away 
 N Neutral

## UC Riverside

Through Games Of Dec. 14, 2014

Average RPI Win:	<b>199</b>	WON-LOST	WINNING	LAST 10	STRENGTH OF	OPP. STRENGTH	TEAM	ADJ.	CONF.	ADJ CONF.
Average RPI Loss:	<b>58</b>	RECORD	PCT. RANK	GAMES	SCHEDULE	OF SCHEDULE	RPI	RPI	RPI	RPI
DIV. I ONLY	<b>6- 3</b>	<b>86</b>	<b>6- 3</b>	<b>160</b>	<b>79</b>	<b>69</b>	<b>69</b>	<b>12</b>	<b>12</b>	
DIV. I NON-CONF.	<b>6- 3</b>	<b>84</b>	<b>6- 3</b>	<b>166</b>	<b>80</b>	<b>70</b>	<b>70</b>	<b>12</b>	<b>12</b>	
TOTALS	RPI 1-25	RPI 26-50	W-L RECORDS	RPI 51-100	RPI 101-150	RPI 150+				
6- 3	0- 1	0- 0	OVERALL	1- 2	0- 0	5- 0				
3- 0	0- 0	0- 0	HOME	1- 0	0- 0	2- 0				
2- 3	0- 1	0- 0	AWAY	0- 2	0- 0	2- 0				
1- 0	0- 0	0- 0	NEUTRAL	0- 0	0- 0	1- 0				
6- 3	0- 1	0- 0	NON-CONFERENCE	1- 2	0- 0	5- 0				
3- 0	0- 0	0- 0	HOME	1- 0	0- 0	2- 0				
2- 3	0- 1	0- 0	AWAY	0- 2	0- 0	2- 0				
1- 0	0- 0	0- 0	NEUTRAL	0- 0	0- 0	1- 0				
0- 0	0- 0	0- 0	CONFERENCE	0- 0	0- 0	0- 0				
0- 0	0- 0	0- 0	HOME	0- 0	0- 0	0- 0				
0- 0	0- 0	0- 0	AWAY	0- 0	0- 0	0- 0				
0- 0	0- 0	0- 0	NEUTRAL	0- 0	0- 0	0- 0				

RPI 1-25				RPI 26-50				RPI 51-100				Team's RPI: 69		RPI 101+			
RPI	S	Opponent	Score	RPI	S	Opponent	Score	RPI	S	Opponent	Score			RPI	S	Opponent	Score
12	A	Fresno St.	61 73					64	A	Bakersfield	65 66	159	H	San Jose St.		100 80	
								74	H	San Francisco	66 53	162	H	Santa Clara		80 69	
								98	A	UCLA	43 57	244	A	New Mexico		70 62	
												264	N	Stephen F. Austin		90 62	
												291	A	Loyola Marymount		81 55	
LAST 12 Division I GAMES:																	
12	A	Fresno St.	61 73	291	A	Loyola Marymount	81 55										
244	A	New Mexico	70 62	98	A	UCLA	43 57										
264	N	Stephen F. Austin	90 62	64	A	Bakersfield	65 66										
74	H	San Francisco	66 53														
159	H	San Jose St.	100 80														
162	H	Santa Clara	80 69														

Non-Div I Games:

UC Riverside

■ Loss, 
 ■ Non-Conf, 
 ■ S Site, 
 ■ H Home 
 ■ A Away 
 N Neutral

Average RPI Win:	0	WON-LOST	WINNING	LAST 10	STRENGTH OF	OPP. STRENGTH	TEAM	ADJ.	CONF.	ADJ CONF.
Average RPI Loss:	168	RECORD	PCT. RANK	GAMES	SCHEDULE	OF SCHEDULE	RPI	RPI	RPI	RPI
DIV. I ONLY	0- 9	332	0- 9	191	291	333	333	12	12	
DIV. I NON-CONF.	0- 9	329	0- 9	198	293	330	330	12	12	
TOTALS	RPI 1-25	RPI 26-50	W-L RECORDS	RPI 51-100	RPI 101-150	RPI 150+				
0- 9	0- 0	0- 1	OVERALL	0- 0	0- 2	0- 6				
0- 5	0- 0	0- 1	HOME	0- 0	0- 2	0- 2				
0- 4	0- 0	0- 0	AWAY	0- 0	0- 0	0- 4				
0- 0	0- 0	0- 0	NEUTRAL	0- 0	0- 0	0- 0				
0- 9	0- 0	0- 1	NON-CONFERENCE	0- 0	0- 2	0- 6				
0- 5	0- 0	0- 1	HOME	0- 0	0- 2	0- 2				
0- 4	0- 0	0- 0	AWAY	0- 0	0- 0	0- 4				
0- 0	0- 0	0- 0	NEUTRAL	0- 0	0- 0	0- 0				
0- 0	0- 0	0- 0	CONFERENCE	0- 0	0- 0	0- 0				
0- 0	0- 0	0- 0	HOME	0- 0	0- 0	0- 0				
0- 0	0- 0	0- 0	AWAY	0- 0	0- 0	0- 0				
0- 0	0- 0	0- 0	NEUTRAL	0- 0	0- 0	0- 0				

RPI 1-25			RPI 26-50			RPI 51-100			RPI 101+			Team's RPI: 333
RPI	S	Opponent	Score	RPI	S	Opponent	Score	RPI	S	Opponent	Score	
				49	H	Washington St.	55 81					
								103	H	Idaho	44 47	
								111	H	Pepperdine	44 66	
								155	H	Army	39 61	
								162	H	Santa Clara	33 47	
								169	A	San Diego St.	58 64	
								211	A	Arizona	34 61	
								236	A	Nevada	58 71	
								314	A	Northern Ariz.	49 67	
LAST 12 Division I GAMES:												
162	H	Santa Clara	33 47	111	H	Pepperdine	44 66					
103	H	Idaho	44 47	169	A	San Diego St.	58 64					
236	A	Nevada	58 71	49	H	Washington St.	55 81					
				155	H	Army	39 61					
				211	A	Arizona	34 61					
				314	A	Northern Ariz.	49 67					

Non-Div I Games:

UC Santa Barbara

Average RPI Win:	251	WON-LOST	WINNING	LAST 10	STRENGTH OF	OPP. STRENGTH	TEAM	ADJ.	CONF.	ADJ CONF.
Average RPI Loss:	147	RECORD	PCT. RANK	GAMES	SCHEDULE	OF SCHEDULE	RPI	RPI	RPI	RPI
DIV. I ONLY	4- 5	182	4- 5	191	262	227	227	7	7	
DIV. I NON-CONF.	4- 5	179	4- 5	198	266	228	228	7	7	
TOTALS	RPI 1-25	RPI 26-50	W-L RECORDS	RPI 51-100	RPI 101-150	RPI 150+				
4- 5	0- 0	0- 2	OVERALL	0- 0	0- 0	4- 3				
4- 1	0- 0	0- 1	HOME	0- 0	0- 0	4- 0				
0- 4	0- 0	0- 1	AWAY	0- 0	0- 0	0- 3				
0- 0	0- 0	0- 0	NEUTRAL	0- 0	0- 0	0- 0				
4- 5	0- 0	0- 2	NON-CONFERENCE	0- 0	0- 0	4- 3				
4- 1	0- 0	0- 1	HOME	0- 0	0- 0	4- 0				
0- 4	0- 0	0- 1	AWAY	0- 0	0- 0	0- 3				
0- 0	0- 0	0- 0	NEUTRAL	0- 0	0- 0	0- 0				
0- 0	0- 0	0- 0	CONFERENCE	0- 0	0- 0	0- 0				
0- 0	0- 0	0- 0	HOME	0- 0	0- 0	0- 0				
0- 0	0- 0	0- 0	AWAY	0- 0	0- 0	0- 0				
0- 0	0- 0	0- 0	NEUTRAL	0- 0	0- 0	0- 0				

RPI	S	Opponent	Score	RPI	S	Opponent	Score	RPI	S	Opponent	Score	RPI	S	Opponent	Score	Team's RPI: 227
30	A	St. John's (NY)	48 62	40	H	Stetson	49 67					161	A	Iona	67 75	
												179	A	Massachusetts	62 67	
												185	H	Fla. Atlantic	94 74	
												217	H	North Florida	60 56	
												294	H	Oakland	98 65	
												307	H	Jacksonville	71 59	
												323	A	FIU	57 66	
LAST 12 Division I GAMES:																
161	A	Iona	67 75	217	H	North Florida	60 56									
30	A	St. John's (NY)	48 62	179	A	Massachusetts	62 67									
323	A	FIU	57 66	307	H	Jacksonville	71 59									
				40	H	Stetson	49 67									
				294	H	Oakland	98 65									
				185	H	Fla. Atlantic	94 74									

Non-Div I Games:

UCF

■ Loss, 
 ■ Non-Conf, S Site, 
 ■ Home 
 ■ Away 
 N Neutral



Average RPI Win:	210	WON-LOST	WINNING	LAST 10	STRENGTH OF	OPP. STRENGTH	TEAM	ADJ.	CONF.	ADJ CONF.
Average RPI Loss:	14	RECORD	PCT. RANK	GAMES	SCHEDULE	OF SCHEDULE	RPI	RPI	RPI	RPI
DIV. I ONLY	3- 4	193	0- 1	9	61	98	98	2	2	
DIV. I NON-CONF.	3- 4	189	0- 1	9	61	98	98	2	2	
TOTALS	RPI 1-25	RPI 26-50	W-L RECORDS	RPI 51-100	RPI 101-150	RPI 150+				
3- 4	0- 4	0- 0	OVERALL	1- 0	0- 0	2- 0				
3- 2	0- 2	0- 0	HOME	1- 0	0- 0	2- 0				
0- 2	0- 2	0- 0	AWAY	0- 0	0- 0	0- 0				
0- 0	0- 0	0- 0	NEUTRAL	0- 0	0- 0	0- 0				
3- 4	0- 4	0- 0	NON-CONFERENCE	1- 0	0- 0	2- 0				
3- 2	0- 2	0- 0	HOME	1- 0	0- 0	2- 0				
0- 2	0- 2	0- 0	AWAY	0- 0	0- 0	0- 0				
0- 0	0- 0	0- 0	NEUTRAL	0- 0	0- 0	0- 0				
0- 0	0- 0	0- 0	CONFERENCE	0- 0	0- 0	0- 0				
0- 0	0- 0	0- 0	HOME	0- 0	0- 0	0- 0				
0- 0	0- 0	0- 0	AWAY	0- 0	0- 0	0- 0				
0- 0	0- 0	0- 0	NEUTRAL	0- 0	0- 0	0- 0				

RPI 1-25				RPI 26-50				RPI 51-100				RPI 101+			
RPI	S	Opponent	Score	RPI	S	Opponent	Score	RPI	S	Opponent	Score	RPI	S	Opponent	Score
7	A	North Carolina	68 84					69	H	UC Riverside	57 43	235	H	Sacramento St.	92 83
9	H	Nebraska	66 71									327	H	Cincinnati	66 58
15	A	James Madison	87 91												
23	H	Texas	65 75												
LAST 12 Division I GAMES:															
15	A	James Madison	87 91	7	A	North Carolina	68 84								
235	H	Sacramento St.	92 83												
69	H	UC Riverside	57 43												
327	H	Cincinnati	66 58												
9	H	Nebraska	66 71												
23	H	Texas	65 75												

Non-Div I Games:

UCLA

Average RPI Win:	79	WON-LOST	WINNING	LAST 10	STRENGTH OF	OPP. STRENGTH	TEAM	ADJ.	CONF.	ADJ CONF.
Average RPI Loss:	17	RECORD	PCT. RANK	GAMES	SCHEDULE	OF SCHEDULE	RPI	RPI	RPI	RPI
DIV. I ONLY	6- 1	33	6- 1	24	1	1	1	7	7	
DIV. I NON-CONF.	6- 1	33	6- 1	26	1	1	1	7	7	
TOTALS	RPI 1-25	RPI 26-50	W-L RECORDS	RPI 51-100	RPI 101-150	RPI 150+				
6- 1	2- 1	1- 0	OVERALL	1- 0	1- 0	1- 0				
1- 0	0- 0	0- 0	HOME	1- 0	0- 0	0- 0				
2- 1	1- 1	0- 0	AWAY	0- 0	1- 0	0- 0				
3- 0	1- 0	1- 0	NEUTRAL	0- 0	0- 0	1- 0				
6- 1	2- 1	1- 0	NON-CONFERENCE	1- 0	1- 0	1- 0				
1- 0	0- 0	0- 0	HOME	1- 0	0- 0	0- 0				
2- 1	1- 1	0- 0	AWAY	0- 0	1- 0	0- 0				
3- 0	1- 0	1- 0	NEUTRAL	0- 0	0- 0	1- 0				
0- 0	0- 0	0- 0	CONFERENCE	0- 0	0- 0	0- 0				
0- 0	0- 0	0- 0	HOME	0- 0	0- 0	0- 0				
0- 0	0- 0	0- 0	AWAY	0- 0	0- 0	0- 0				
0- 0	0- 0	0- 0	NEUTRAL	0- 0	0- 0	0- 0				

RPI 1-25				Team's RPI: 1				RPI 26-50				RPI 51-100				RPI 101+			
RPI	S	Opponent	Score					RPI	S	Opponent	Score					RPI	S	Opponent	Score
2	A	Notre Dame	76 58					26	N	Vanderbilt	91 52					57	H	Creighton	96 60
5	N	Green Bay	89 53													121	A	UC Davis	102 43
17	A	Stanford	86 88													263	N	Col. of Charleston	85 24
LAST 12 Division I GAMES:																			
17	A	Stanford	86 88					2	A	Notre Dame	76 58								
121	A	UC Davis	102 43					5	N	Green Bay	89 53								
								26	N	Vanderbilt	91 52								
								263	N	Col. of Charleston	85 24								
								57	H	Creighton	96 60								

Non-Div I Games:

UConn

Average RPI Win:	300	WON-LOST	WINNING	LAST 10	STRENGTH OF	OPP. STRENGTH	TEAM	ADJ.	CONF.	ADJ CONF.
Average RPI Loss:	148	RECORD	PCT. RANK	GAMES	SCHEDULE	OF SCHEDULE	RPI	RPI	RPI	RPI
DIV. I ONLY	3- 4	193	3- 4	344	54	326	326	24	24	
DIV. I NON-CONF.	3- 4	189	3- 4	345	54	325	325	24	24	
TOTALS	RPI 1-25	RPI 26-50	W-L RECORDS	RPI 51-100	RPI 101-150	RPI 150+				
3- 4	0- 0	0- 0	OVERALL	0- 2	0- 0	3- 2				
2- 2	0- 0	0- 0	HOME	0- 0	0- 0	2- 2				
1- 2	0- 0	0- 0	AWAY	0- 2	0- 0	1- 0				
0- 0	0- 0	0- 0	NEUTRAL	0- 0	0- 0	0- 0				
3- 4	0- 0	0- 0	NON-CONFERENCE	0- 2	0- 0	3- 2				
2- 2	0- 0	0- 0	HOME	0- 0	0- 0	2- 2				
1- 2	0- 0	0- 0	AWAY	0- 2	0- 0	1- 0				
0- 0	0- 0	0- 0	NEUTRAL	0- 0	0- 0	0- 0				
0- 0	0- 0	0- 0	CONFERENCE	0- 0	0- 0	0- 0				
0- 0	0- 0	0- 0	HOME	0- 0	0- 0	0- 0				
0- 0	0- 0	0- 0	AWAY	0- 0	0- 0	0- 0				
0- 0	0- 0	0- 0	NEUTRAL	0- 0	0- 0	0- 0				

RPI 1-25				RPI 26-50				RPI 51-100				RPI 101+				Team's RPI: 326	
RPI	S	Opponent	Score	RPI	S	Opponent	Score	RPI	S	Opponent	Score	RPI	S	Opponent	Score		
								71	A	Bucknell	41 85	192	H	Robert Morris	60 84		
								81	A	American	51 77	246	H	Towson	54 59		
												262	A	Columbia	76 66		
												313	H	Coppin St.	78 65		
												325	H	Loyola Maryland	81 58		
LAST 12 Division I GAMES:																	
				71	A	Bucknell	41 85	192	H	Robert Morris	60 84						
				262	A	Columbia	76 66	313	H	Coppin St.	78 65						
				81	A	American	51 77	325	H	Loyola Maryland	81 58						
				246	H	Towson	54 59										

Non-Div I Games: Eastern 93 68

UMBC

Average RPI Win:	278	WON-LOST	WINNING	LAST 10	STRENGTH OF	OPP. STRENGTH	TEAM	ADJ.	CONF.	ADJ CONF.
Average RPI Loss:	181	RECORD	PCT. RANK	GAMES	SCHEDULE	OF SCHEDULE	RPI	RPI	RPI	RPI
DIV. I ONLY	3- 5	217	3- 5	289	294	299	299	31	31	
DIV. I NON-CONF.	1- 5	304	1- 5	306	279	337	337	31	31	
TOTALS	RPI 1-25	RPI 26-50	W-L RECORDS	RPI 51-100	RPI 101-150	RPI 150+				
3- 5	0- 0	0- 0	OVERALL	0- 1	0- 1	3- 3				
3- 1	0- 0	0- 0	HOME	0- 0	0- 1	3- 0				
0- 4	0- 0	0- 0	AWAY	0- 1	0- 0	0- 3				
0- 0	0- 0	0- 0	NEUTRAL	0- 0	0- 0	0- 0				
1- 5	0- 0	0- 0	NON-CONFERENCE	0- 1	0- 1	1- 3				
1- 1	0- 0	0- 0	HOME	0- 0	0- 1	1- 0				
0- 4	0- 0	0- 0	AWAY	0- 1	0- 0	0- 3				
0- 0	0- 0	0- 0	NEUTRAL	0- 0	0- 0	0- 0				
2- 0	0- 0	0- 0	CONFERENCE	0- 0	0- 0	2- 0				
2- 0	0- 0	0- 0	HOME	0- 0	0- 0	2- 0				
0- 0	0- 0	0- 0	AWAY	0- 0	0- 0	0- 0				
0- 0	0- 0	0- 0	NEUTRAL	0- 0	0- 0	0- 0				

RPI 1-25				RPI 26-50				RPI 51-100				RPI 101+ Team's RPI: 299					
RPI	S	Opponent	Score	RPI	S	Opponent	Score	RPI	S	Opponent	Score	RPI	S	Opponent	Score		
								83	A	Marshall	57	74	146	H	VCU	50	72
													186	A	USC Upstate	38	60
													196	A	Virginia Tech	41	63
													206	H	N.C. A&T	58	43
													286	H	N.C. Central	71	61
													292	A	Georgetown	75	88
													342	H	Mt. St. Mary's	58	43
LAST 12 Division I GAMES:																	
										</							

Non-Div I Games: Cheyney 63 38

UMES

■ Loss, 
 ■ Non-Conf, 
 ■ S Site, 
 ■ H Home 
 ■ A Away 
 N Neutral

Average RPI Win:	312	WON-LOST	WINNING	LAST 10	STRENGTH OF	OPP. STRENGTH	TEAM	ADJ.	CONF.	ADJ CONF.
Average RPI Loss:	221	RECORD	PCT. RANK	GAMES	SCHEDULE	OF SCHEDULE	RPI	RPI	RPI	RPI
DIV. I ONLY	2- 7	287	2- 7	333	312	343	343	33	33	
DIV. I NON-CONF.	2- 7	283	2- 7	334	311	342	342	33	33	
TOTALS	RPI 1-25	RPI 26-50	W-L RECORDS	RPI 51-100	RPI 101-150	RPI 150+				
2- 7	0- 0	0- 0	OVERALL	0- 1	0- 1	2- 5				
1- 4	0- 0	0- 0	HOME	0- 0	0- 1	1- 3				
1- 3	0- 0	0- 0	AWAY	0- 1	0- 0	1- 2				
0- 0	0- 0	0- 0	NEUTRAL	0- 0	0- 0	0- 0				
2- 7	0- 0	0- 0	NON-CONFERENCE	0- 1	0- 1	2- 5				
1- 4	0- 0	0- 0	HOME	0- 0	0- 1	1- 3				
1- 3	0- 0	0- 0	AWAY	0- 1	0- 0	1- 2				
0- 0	0- 0	0- 0	NEUTRAL	0- 0	0- 0	0- 0				
0- 0	0- 0	0- 0	CONFERENCE	0- 0	0- 0	0- 0				
0- 0	0- 0	0- 0	HOME	0- 0	0- 0	0- 0				
0- 0	0- 0	0- 0	AWAY	0- 0	0- 0	0- 0				
0- 0	0- 0	0- 0	NEUTRAL	0- 0	0- 0	0- 0				

RPI 1-25			RPI 26-50			RPI 51-100			RPI 101+			Team's RPI: 343
RPI	S	Opponent	Score	RPI	S	Opponent	Score	RPI	S	Opponent	Score	
						70 A Kansas St.	36 65			119 H Abilene Christian	55 80	
										187 A Western Ill.	48 71	
										239 H Southeast Mo. St.	50 65	
										254 H Milwaukee	60 72	
										304 H Mississippi Val.	62 46	
										320 A Eastern Ill.	69 53	
										336 H North Texas	47 65	
										344 A Denver	66 74	
LAST 12 Division I GAMES:												
						336 H North Texas	47 65			239 H Southeast Mo. St.	50 65	
						70 A Kansas St.	36 65			344 A Denver	66 74	
						320 A Eastern Ill.	69 53			254 H Milwaukee	60 72	
										119 H Abilene Christian	55 80	
										304 H Mississippi Val.	62 46	
										187 A Western Ill.	48 71	

Non-Div I Games: Rockhurst

60

65

UMKC

Average RPI Win:	203	WON-LOST	WINNING	LAST 10	STRENGTH OF	OPP. STRENGTH	TEAM	ADJ.	CONF.	ADJ CONF.
Average RPI Loss:	140	RECORD	PCT. RANK	GAMES	SCHEDULE	OF SCHEDULE	RPI	RPI	RPI	RPI
DIV. I ONLY	4- 4	154	4- 4	144	100	156	156	24	24	
DIV. I NON-CONF.	4- 4	154	4- 4	151	101	158	158	24	24	
TOTALS	RPI 1-25	RPI 26-50	W-L RECORDS	RPI 51-100	RPI 101-150	RPI 150+				
4- 4	0- 1	0- 0	OVERALL	0- 0	1- 0	3- 3				
3- 2	0- 0	0- 0	HOME	0- 0	1- 0	2- 2				
1- 2	0- 1	0- 0	AWAY	0- 0	0- 0	1- 1				
0- 0	0- 0	0- 0	NEUTRAL	0- 0	0- 0	0- 0				
4- 4	0- 1	0- 0	NON-CONFERENCE	0- 0	1- 0	3- 3				
3- 2	0- 0	0- 0	HOME	0- 0	1- 0	2- 2				
1- 2	0- 1	0- 0	AWAY	0- 0	0- 0	1- 1				
0- 0	0- 0	0- 0	NEUTRAL	0- 0	0- 0	0- 0				
0- 0	0- 0	0- 0	CONFERENCE	0- 0	0- 0	0- 0				
0- 0	0- 0	0- 0	HOME	0- 0	0- 0	0- 0				
0- 0	0- 0	0- 0	AWAY	0- 0	0- 0	0- 0				
0- 0	0- 0	0- 0	NEUTRAL	0- 0	0- 0	0- 0				

RPI 1-25				RPI 26-50				RPI 51-100				RPI 101+ Team's RPI: 156			
RPI	S	Opponent	Score	RPI	S	Opponent	Score	RPI	S	Opponent	Score	RPI	S	Opponent	Score
2	A	Notre Dame	51 105									137	H	Bryant	86 85
												157	H	Rhode Island	66 75
												163	H	Central Conn. St.	58 81
												181	H	Yale	80 72
												230	H	Fairleigh Dickinson	78 67
												238	A	Providence	54 66
												262	A	Columbia	69 59
LAST 12 Division I GAMES:															
137	H	Bryant	86 85	230	H	Fairleigh Dickinson	78 67								
181	H	Yale	80 72	163	H	Central Conn. St.	58 81								
238	A	Providence	54 66	157	H	Rhode Island	66 75								
262	A	Columbia	69 59	2	A	Notre Dame	51 105								

Non-Div I Games: Mount Ida 93 41

UMass Lowell

Average RPI Win: 344		WON-LOST	WINNING	LAST 10	STRENGTH OF	OPP. STRENGTH	TEAM	ADJ.	CONF.	ADJ CONF.
Average RPI Loss: 170		RECORD	PCT. RANK	GAMES	SCHEDULE	OF SCHEDULE	RPI	RPI	RPI	RPI
DIV. I ONLY		2- 6	268	2- 6	328	264	332	332	30	30
DIV. I NON-CONF.		0- 6	329	0- 6	237	178	332	332	30	30
TOTALS	RPI 1-25	RPI 26-50		W-L RECORDS		RPI 51-100	RPI 101-150	RPI 150+		
2- 6	0- 0	0- 1		OVERALL		0- 1	0- 1	2- 3		
1- 2	0- 0	0- 0		HOME		0- 0	0- 1	1- 1		
1- 4	0- 0	0- 1		AWAY		0- 1	0- 0	1- 2		
0- 0	0- 0	0- 0		NEUTRAL		0- 0	0- 0	0- 0		
0- 6	0- 0	0- 1		NON-CONFERENCE		0- 1	0- 1	0- 3		
0- 2	0- 0	0- 0		HOME		0- 0	0- 1	0- 1		
0- 4	0- 0	0- 1		AWAY		0- 1	0- 0	0- 2		
0- 0	0- 0	0- 0		NEUTRAL		0- 0	0- 0	0- 0		
2- 0	0- 0	0- 0		CONFERENCE		0- 0	0- 0	2- 0		
1- 0	0- 0	0- 0		HOME		0- 0	0- 0	1- 0		
1- 0	0- 0	0- 0		AWAY		0- 0	0- 0	1- 0		
0- 0	0- 0	0- 0		NEUTRAL		0- 0	0- 0	0- 0		

[illegible]

Non-Div I Games:	Barton	71	48
------------------	--------	----	----

UNC Asheville

■ Loss, ■ Non-Conf, S Site, H Home A Away N Neutral

## UNC Greensboro

Through Games Of Dec. 14, 2014

Average RPI Win:	299	WON-LOST	WINNING	LAST 10	STRENGTH OF	OPP. STRENGTH	TEAM	ADJ.	CONF.	ADJ CONF.
Average RPI Loss:	182	RECORD	PCT. RANK	GAMES	SCHEDULE	OF SCHEDULE	RPI	RPI	RPI	RPI
DIV. I ONLY	4- 6	209	4- 6	326	254	285	285	15	15	
DIV. I NON-CONF.	4- 6	204	4- 6	327	257	287	287	15	15	
TOTALS	RPI 1-25	RPI 26-50	W-L RECORDS	RPI 51-100	RPI 101-150	RPI 150+				
4- 6	0- 0	0- 0	OVERALL	0- 1	0- 2	4- 3				
2- 1	0- 0	0- 0	HOME	0- 0	0- 0	2- 1				
2- 4	0- 0	0- 0	AWAY	0- 1	0- 2	2- 1				
0- 1	0- 0	0- 0	NEUTRAL	0- 0	0- 0	0- 1				
4- 6	0- 0	0- 0	NON-CONFERENCE	0- 1	0- 2	4- 3				
2- 1	0- 0	0- 0	HOME	0- 0	0- 0	2- 1				
2- 4	0- 0	0- 0	AWAY	0- 1	0- 2	2- 1				
0- 1	0- 0	0- 0	NEUTRAL	0- 0	0- 0	0- 1				
0- 0	0- 0	0- 0	CONFERENCE	0- 0	0- 0	0- 0				
0- 0	0- 0	0- 0	HOME	0- 0	0- 0	0- 0				
0- 0	0- 0	0- 0	AWAY	0- 0	0- 0	0- 0				
0- 0	0- 0	0- 0	NEUTRAL	0- 0	0- 0	0- 0				

RPI 1-25			RPI 26-50			RPI 51-100			RPI 101+			Team's RPI: 285
RPI	S	Opponent	Score	RPI	S	Opponent	Score	RPI	S	Opponent	Score	
						89 A Clemson	51 80	144 A High Point		67 78		
								146 A VCU		73 80		
								186 H USC Upstate		60 69		
								245 N Northern Ky.		58 66		
								263 A Col. of Charleston		70 68		
								279 A Navy		64 71		
								282 H Gardner-Webb		76 60		
								311 H South Carolina St.		70 50		
								339 A Longwood		70 64		
LAST 12 Division I GAMES:												
339 A Longwood		70 64	146 A VCU		73 80	186 H USC Upstate		60 69	311 H South Carolina St.		70 50	
263 A Col. of Charleston		70 68	144 A High Point		67 78	282 H Gardner-Webb		76 60	245 N Northern Ky.		58 66	
89 A Clemson		51 80	279 A Navy		64 71							

Non-Div I Games:

UNC Greensboro

■ Loss, 
 ■ Non-Conf, S Site, 
 ■ Home 
 ■ Away 
 N Neutral



UNCWUNCW

UNCW

Page 313

Average RPI Win:	236	WON-LOST	WINNING	LAST 10	STRENGTH OF	OPP. STRENGTH	TEAM	ADJ.	CONF.	ADJ CONF.
Average RPI Loss:	66	RECORD	PCT. RANK	GAMES	SCHEDULE	OF SCHEDULE	RPI	RPI	RPI	RPI
DIV. I ONLY	3- 6	229	3- 6	12	245	116	116	16	16	
DIV. I NON-CONF.	3- 6	226	3- 6	14	250	118	118	16	16	
TOTALS	RPI 1-25	RPI 26-50	W-L RECORDS	RPI 51-100	RPI 101-150	RPI 150+				
3- 6	0- 2	0- 0	OVERALL	0- 3	0- 1	3- 0				
2- 1	0- 0	0- 0	HOME	0- 1	0- 0	2- 0				
1- 4	0- 1	0- 0	AWAY	0- 2	0- 1	1- 0				
0- 1	0- 1	0- 0	NEUTRAL	0- 0	0- 0	0- 0				
3- 6	0- 2	0- 0	NON-CONFERENCE	0- 3	0- 1	3- 0				
2- 1	0- 0	0- 0	HOME	0- 1	0- 0	2- 0				
1- 4	0- 1	0- 0	AWAY	0- 2	0- 1	1- 0				
0- 1	0- 1	0- 0	NEUTRAL	0- 0	0- 0	0- 0				
0- 0	0- 0	0- 0	CONFERENCE	0- 0	0- 0	0- 0				
0- 0	0- 0	0- 0	HOME	0- 0	0- 0	0- 0				
0- 0	0- 0	0- 0	AWAY	0- 0	0- 0	0- 0				
0- 0	0- 0	0- 0	NEUTRAL	0- 0	0- 0	0- 0				

RPI 1-25				RPI 26-50				RPI 51-100				RPI 101+				Team's RPI: 116	
RPI	S	Opponent	Score	RPI	S	Opponent	Score	RPI	S	Opponent	Score	RPI	S	Opponent	Score		
14	A	Iowa	45 73					57	H	Creighton	56 58	134	A	Hofstra	58 61		
21	N	Tulane	48 71					72	A	Akron	73 82	178	H	Dartmouth	62 46		
								97	A	South Dakota	77 85	248	A	Tulsa	69 66		
												281	H	North Dakota St.	56 41		
LAST 12 Division I GAMES:																	
				97	A	South Dakota	77 85	178	H	Dartmouth	62 46						
				21	N	Tulane	48 71	281	H	North Dakota St.	56 41						
				134	A	Hofstra	58 61	57	H	Creighton	56 58						
				14	A	Iowa	45 73										
				72	A	Akron	73 82										
				248	A	Tulsa	69 66										

Non-Div I Games:

UNI

Average RPI Win:	321	WON-LOST	WINNING	LAST 10	STRENGTH OF	OPP. STRENGTH	TEAM	ADJ.	CONF.	ADJ CONF.
Average RPI Loss:	132	RECORD	PCT. RANK	GAMES	SCHEDULE	OF SCHEDULE	RPI	RPI	RPI	RPI
DIV. I ONLY	3- 6	229	3- 6	218	284	275	275	21	21	
DIV. I NON-CONF.	3- 6	226	3- 6	222	285	277	277	22	22	
TOTALS	RPI 1-25	RPI 26-50	W-L RECORDS	RPI 51-100	RPI 101-150	RPI 150+				
3- 6	0- 0	0- 0	OVERALL	0- 1	0- 4	3- 1				
3- 1	0- 0	0- 0	HOME	0- 1	0- 0	3- 0				
0- 4	0- 0	0- 0	AWAY	0- 0	0- 3	0- 1				
0- 1	0- 0	0- 0	NEUTRAL	0- 0	0- 1	0- 0				
3- 6	0- 0	0- 0	NON-CONFERENCE	0- 1	0- 4	3- 1				
3- 1	0- 0	0- 0	HOME	0- 1	0- 0	3- 0				
0- 4	0- 0	0- 0	AWAY	0- 0	0- 3	0- 1				
0- 1	0- 0	0- 0	NEUTRAL	0- 0	0- 1	0- 0				
0- 0	0- 0	0- 0	CONFERENCE	0- 0	0- 0	0- 0				
0- 0	0- 0	0- 0	HOME	0- 0	0- 0	0- 0				
0- 0	0- 0	0- 0	AWAY	0- 0	0- 0	0- 0				
0- 0	0- 0	0- 0	NEUTRAL	0- 0	0- 0	0- 0				

RPI 1-25			RPI 26-50			RPI 51-100			RPI 101+			Team's RPI: 275
RPI	S	Opponent	Score	RPI	S	Opponent	Score	RPI	S	Opponent	Score	
						60 H South Dakota St.	59 65			104 A BYU	61 76	
										112 N Missouri	60 79	
										135 A Hawaii	70 79	
										147 A Southern Utah	84 93	
										231 A Utah	49 62	
										291 H Loyola Marymount	91 76	
										324 H A&M-Corpus Christi	77 65	
										348 H Delaware St.	91 78	
LAST 12 Division I GAMES:												
						112 N Missouri	60 79			147 A Southern Utah	84 93	
						291 H Loyola Marymount	91 76			231 A Utah	49 62	
						324 H A&M-Corpus Christi	77 65			104 A BYU	61 76	
										60 H South Dakota St.	59 65	
										348 H Delaware St.	91 78	
										135 A Hawaii	70 79	

Non-Div I Games:

UNLV

Average RPI Win: 273		WON-LOST	WINNING	LAST 10	STRENGTH OF	OPP. STRENGTH	TEAM	ADJ.	CONF.	ADJ CONF.
Average RPI Loss: 173		RECORD	PCT. RANK	GAMES	SCHEDULE	OF SCHEDULE	RPI	RPI	RPI	RPI
DIV. I ONLY		3- 5	217	3- 5	151	317	186	186	14	14
DIV. I NON-CONF.		3- 5	214	3- 5	156	318	188	188	14	14
TOTALS	RPI 1-25		RPI 26-50		W-L RECORDS	RPI 51-100	RPI 101-150		RPI 150+	
3- 5	0- 1		0- 0		OVERALL	0- 0	0- 2		3- 2	
2- 0	0- 0		0- 0		HOME	0- 0	0- 0		2- 0	
1- 5	0- 1		0- 0		AWAY	0- 0	0- 2		1- 2	
0- 0	0- 0		0- 0		NEUTRAL	0- 0	0- 0		0- 0	
3- 5	0- 1		0- 0		NON-CONFERENCE	0- 0	0- 2		3- 2	
2- 0	0- 0		0- 0		HOME	0- 0	0- 0		2- 0	
1- 5	0- 1		0- 0		AWAY	0- 0	0- 2		1- 2	
0- 0	0- 0		0- 0		NEUTRAL	0- 0	0- 0		0- 0	
0- 0	0- 0		0- 0		CONFERENCE	0- 0	0- 0		0- 0	
0- 0	0- 0		0- 0		HOME	0- 0	0- 0		0- 0	
0- 0	0- 0		0- 0		AWAY	0- 0	0- 0		0- 0	
0- 0	0- 0		0- 0		NEUTRAL	0- 0	0- 0		0- 0	

RPI 1-25				RPI 26-50				RPI 51-100				RPI 101+				Team's RPI: 186	
RPI	S	Opponent	Score	RPI	S	Opponent	Score	RPI	S	Opponent	Score	RPI	S	Opponent	Score		
14	A	Iowa	56 107									108	A	Iowa St.	76 98		
												130	A	Alabama	65 74		
												234	H	IPFW	85 73		
												285	A	UNC Greensboro	69 60		
												299	H	UMES	60 38		
												300	A	Western Caro.	59 63		
												311	A	South Carolina St.	50 60		
LAST 12 Division I GAMES:																	
				299	H	UMES	60 38	311	A	South Carolina St.	50 60						
				300	A	Western Caro.	59 63	234	H	IPFW	85 73						
				130	A	Alabama	65 74	285	A	UNC Greensboro	69 60						
								108	A	Iowa St.	76 98						
								14	A	Iowa	56 107						

Non-Div I Games:	Converse	78	50	Brevard	72	44
------------------	----------	----	----	---------	----	----

USC Upstate

■ Loss, ■ Non-Conf, S Site, H Home A Away N Neutral

Average RPI Win:	315	WON-LOST	WINNING	LAST 10	STRENGTH OF	OPP. STRENGTH	TEAM	ADJ.	CONF.	ADJ CONF.
Average RPI Loss:	99	RECORD	PCT. RANK	GAMES	SCHEDULE	OF SCHEDULE	RPI	RPI	RPI	RPI
DIV. I ONLY	3- 7	251	3- 7	178	222	249	249	27	27	
DIV. I NON-CONF.	3- 7	250	3- 7	185	224	253	253	27	27	
TOTALS	RPI 1-25	RPI 26-50	W-L RECORDS	RPI 51-100	RPI 101-150	RPI 150+				
3- 7	0- 0	0- 2	OVERALL	0- 1	0- 3	3- 1				
2- 2	0- 0	0- 0	HOME	0- 1	0- 1	2- 0				
1- 3	0- 0	0- 1	AWAY	0- 0	0- 1	1- 1				
0- 2	0- 0	0- 1	NEUTRAL	0- 0	0- 1	0- 0				
3- 7	0- 0	0- 2	NON-CONFERENCE	0- 1	0- 3	3- 1				
2- 2	0- 0	0- 0	HOME	0- 1	0- 1	2- 0				
1- 3	0- 0	0- 1	AWAY	0- 0	0- 1	1- 1				
0- 2	0- 0	0- 1	NEUTRAL	0- 0	0- 1	0- 0				
0- 0	0- 0	0- 0	CONFERENCE	0- 0	0- 0	0- 0				
0- 0	0- 0	0- 0	HOME	0- 0	0- 0	0- 0				
0- 0	0- 0	0- 0	AWAY	0- 0	0- 0	0- 0				
0- 0	0- 0	0- 0	NEUTRAL	0- 0	0- 0	0- 0				

RPI 1-25				RPI 26-50				RPI 51-100				RPI 101+				Team's RPI: 249	
RPI	S	Opponent	Score	RPI	S	Opponent	Score	RPI	S	Opponent	Score	RPI	S	Opponent	Score		
				28	A	Louisville	43 77	86	H	Southern Ill.	78 87	109	H	Chattanooga	54 65		
				31	N	Dayton	47 78					111	N	Pepperdine	58 59		
												130	A	Alabama	55 68		
												201	A	Samford	75 79		
												273	H	Evansville	84 74		
												327	H	Cincinnati	62 61		
												346	A	Illinois St.	79 46		
LAST 12 Division I GAMES:																	
				346	A	Illinois St.	79 46	109	H	Chattanooga	54 65						
				130	A	Alabama	55 68	327	H	Cincinnati	62 61						
				273	H	Evansville	84 74	28	A	Louisville	43 77						
				201	A	Samford	75 79	86	H	Southern Ill.	78 87						
				111	N	Pepperdine	58 59										
				31	N	Dayton	47 78										

Non-Div I Games:

UT Martin

Average RPI Win:	331	WON-LOST	WINNING	LAST 10	STRENGTH OF	OPP. STRENGTH	TEAM	ADJ.	CONF.	ADJ CONF.
Average RPI Loss:	168	RECORD	PCT. RANK	GAMES	SCHEDULE	OF SCHEDULE	RPI	RPI	RPI	RPI
DIV. I ONLY	2- 4	229	2- 4	274	323	316	316	19	19	
DIV. I NON-CONF.	2- 4	226	2- 4	275	324	315	315	20	20	
TOTALS	RPI 1-25	RPI 26-50	W-L RECORDS	RPI 51-100	RPI 101-150	RPI 150+				
2- 4	0- 0	0- 0	OVERALL	0- 1	0- 0	2- 3				
2- 1	0- 0	0- 0	HOME	0- 0	0- 0	2- 1				
0- 2	0- 0	0- 0	AWAY	0- 0	0- 0	0- 2				
0- 1	0- 0	0- 0	NEUTRAL	0- 1	0- 0	0- 0				
2- 4	0- 0	0- 0	NON-CONFERENCE	0- 1	0- 0	2- 3				
2- 1	0- 0	0- 0	HOME	0- 0	0- 0	2- 1				
0- 2	0- 0	0- 0	AWAY	0- 0	0- 0	0- 2				
0- 1	0- 0	0- 0	NEUTRAL	0- 1	0- 0	0- 0				
0- 0	0- 0	0- 0	CONFERENCE	0- 0	0- 0	0- 0				
0- 0	0- 0	0- 0	HOME	0- 0	0- 0	0- 0				
0- 0	0- 0	0- 0	AWAY	0- 0	0- 0	0- 0				
0- 0	0- 0	0- 0	NEUTRAL	0- 0	0- 0	0- 0				

RPI 1-25			RPI 26-50			RPI 51-100			RPI 101+			Team's RPI: 316
RPI	S	Opponent	Score	RPI	S	Opponent	Score	RPI	S	Opponent	Score	
						70 N Kansas St.	43 72	167 H		Houston Baptist	77 87	
								189 A		SMU	59 63	
								244 A		New Mexico	57 72	
								314 H		Northern Ariz.	82 58	
								347 H		New Mexico St.	78 73	
LAST 12 Division I GAMES:												
314 H		Northern Ariz.	82 58	244 A		New Mexico	57 72					
189 A		SMU	59 63	167 H		Houston Baptist	77 87					
347 H		New Mexico St.	78 73	70 N		Kansas St.	43 72					

Non-Div I Games: Eastern N.M. 84 49

UTEP

US  
AS  
A

UTSA

Average RPI Win:	229	WON-LOST	WINNING	LAST 10	STRENGTH OF	OPP. STRENGTH	TEAM	ADJ.	CONF.	ADJ CONF.
Average RPI Loss:	121	RECORD	PCT. RANK	GAMES	SCHEDULE	OF SCHEDULE	RPI	RPI	RPI	RPI
DIV. I ONLY	4- 5	182	4- 5	207	109	231	231	2	2	
DIV. I NON-CONF.	4- 5	179	4- 5	211	110	232	232	2	2	
TOTALS	RPI 1-25	RPI 26-50	W-L RECORDS	RPI 51-100	RPI 101-150	RPI 150+				
4- 5	0- 1	0- 0	OVERALL	0- 1	0- 1	4- 2				
4- 1	0- 0	0- 0	HOME	0- 0	0- 1	4- 0				
0- 2	0- 1	0- 0	AWAY	0- 1	0- 0	0- 0				
0- 2	0- 0	0- 0	NEUTRAL	0- 0	0- 0	0- 2				
4- 5	0- 1	0- 0	NON-CONFERENCE	0- 1	0- 1	4- 2				
4- 1	0- 0	0- 0	HOME	0- 0	0- 1	4- 0				
0- 2	0- 1	0- 0	AWAY	0- 1	0- 0	0- 0				
0- 2	0- 0	0- 0	NEUTRAL	0- 0	0- 0	0- 2				
0- 0	0- 0	0- 0	CONFERENCE	0- 0	0- 0	0- 0				
0- 0	0- 0	0- 0	HOME	0- 0	0- 0	0- 0				
0- 0	0- 0	0- 0	AWAY	0- 0	0- 0	0- 0				
0- 0	0- 0	0- 0	NEUTRAL	0- 0	0- 0	0- 0				

RPI 1-25				RPI 26-50				RPI 51-100				RPI 101+ Team's RPI: 231			
RPI	S	Opponent	Score	RPI	S	Opponent	Score	RPI	S	Opponent	Score	RPI	S	Opponent	Score
9	A	Nebraska	43 66					57	A	Creighton	56 64	104	H	BYU	56 60
												159	H	San Jose St.	100 87
												175	N	Ole Miss	38 52
												203	H	Utah St.	63 57
												259	N	Portland	50 58
												275	H	UNLV	62 49
												280	H	Idaho St.	59 40
LAST 12 Division I GAMES:															
275	H	UNLV	62 49	104	H	BYU	56 60								
203	H	Utah St.	63 57	280	H	Idaho St.	59 40								
259	N	Portland	50 58	159	H	San Jose St.	100 87								
175	N	Ole Miss	38 52												
9	A	Nebraska	43 66												
57	A	Creighton	56 64												

Non-Div I Games:

Utah



Average RPI Win:	254	WON-LOST	WINNING	LAST 10	STRENGTH OF	OPP. STRENGTH	TEAM	ADJ.	CONF.	ADJ CONF.
Average RPI Loss:	118	RECORD	PCT. RANK	GAMES	SCHEDULE	OF SCHEDULE	RPI	RPI	RPI	RPI
DIV. I ONLY	2- 6	268	2- 6	39	275	203	203	21	21	
DIV. I NON-CONF.	2- 6	267	2- 6	41	277	203	203	22	22	
TOTALS	RPI 1-25	RPI 26-50	W-L RECORDS	RPI 51-100	RPI 101-150	RPI 150+				
2- 6	0- 1	0- 1	OVERALL	0- 1	0- 0	2- 3				
2- 0	0- 0	0- 0	HOME	0- 0	0- 0	2- 0				
0- 4	0- 1	0- 0	AWAY	0- 1	0- 0	0- 2				
0- 2	0- 0	0- 1	NEUTRAL	0- 0	0- 0	0- 1				
2- 6	0- 1	0- 1	NON-CONFERENCE	0- 1	0- 0	2- 3				
2- 0	0- 0	0- 0	HOME	0- 0	0- 0	2- 0				
0- 4	0- 1	0- 0	AWAY	0- 1	0- 0	0- 2				
0- 2	0- 0	0- 1	NEUTRAL	0- 0	0- 0	0- 1				
0- 0	0- 0	0- 0	CONFERENCE	0- 0	0- 0	0- 0				
0- 0	0- 0	0- 0	HOME	0- 0	0- 0	0- 0				
0- 0	0- 0	0- 0	AWAY	0- 0	0- 0	0- 0				
0- 0	0- 0	0- 0	NEUTRAL	0- 0	0- 0	0- 0				

RPI 1-25				RPI 26-50				RPI 51-100				RPI 101+ Team's RPI: 203			
RPI	S	Opponent	Score	RPI	S	Opponent	Score	RPI	S	Opponent	Score	RPI	S	Opponent	Score
18	A	Baylor	43 99	40	N	Stetson	64 84	72	A	Oregon St.	62 85	158	N	Marist	65 68
												190	H	Northern Colo.	65 61
												191	A	Oregon	77 100
												231	A	Utah	57 63
												317	H	Utah Valley	79 61
LAST 12 Division I GAMES:															
317	H	Utah Valley	79 61	190	H	Northern Colo.	65 61	231	A	Utah	57 63	158	N	Marist	65 68
72	A	Oregon St.	62 85	40	N	Stetson	64 84	18	A	Baylor	43 99				
191	A	Oregon	77 100												

Non-Div I Games: Westminster (UT) 60 51

Utah St.

## Utah Valley

Through Games Of Dec. 14, 2014

Average RPI Win:	255	WON-LOST	WINNING	LAST 10	STRENGTH OF	OPP. STRENGTH	TEAM	ADJ.	CONF.	ADJ CONF.
Average RPI Loss:	167	RECORD	PCT. RANK	GAMES	SCHEDULE	OF SCHEDULE	RPI	RPI	RPI	RPI
DIV. I ONLY	3- 6	229	3- 5	315	172	317	317	33	33	
DIV. I NON-CONF.	3- 6	226	3- 6	314	171	316	316	33	33	
TOTALS	RPI 1-25	RPI 26-50	W-L RECORDS	RPI 51-100	RPI 101-150	RPI 150+				
3- 6	0- 0	0- 0	OVERALL	0- 1	1- 2	2- 3				
3- 2	0- 0	0- 0	HOME	0- 0	1- 1	2- 1				
0- 4	0- 0	0- 0	AWAY	0- 1	0- 1	0- 2				
0- 0	0- 0	0- 0	NEUTRAL	0- 0	0- 0	0- 0				
3- 6	0- 0	0- 0	NON-CONFERENCE	0- 1	1- 2	2- 3				
3- 2	0- 0	0- 0	HOME	0- 0	1- 1	2- 1				
0- 4	0- 0	0- 0	AWAY	0- 1	0- 1	0- 2				
0- 0	0- 0	0- 0	NEUTRAL	0- 0	0- 0	0- 0				
0- 0	0- 0	0- 0	CONFERENCE	0- 0	0- 0	0- 0				
0- 0	0- 0	0- 0	HOME	0- 0	0- 0	0- 0				
0- 0	0- 0	0- 0	AWAY	0- 0	0- 0	0- 0				
0- 0	0- 0	0- 0	NEUTRAL	0- 0	0- 0	0- 0				

RPI 1-25				RPI 26-50				RPI 51-100				RPI 101+				Team's RPI: 317	
RPI	S	Opponent	Score	RPI	S	Opponent	Score	RPI	S	Opponent	Score	RPI	S	Opponent	Score		
								74	A	San Francisco	50	69	121	A	UC Davis	49	59
													127	H	Boise St.	68	60
													147	H	Southern Utah	72	76
													176	H	Eastern Wash.	62	68
													203	A	Utah St.	61	79
													280	A	Idaho St.	67	68
													298	H	Weber St.	61	40
													340	H	Air Force	58	44
LAST 12 Division I GAMES:																	
280	A	Idaho St.	67	68	147	H	Southern Utah	72	76								
340	H	Air Force	58	44	74	A	San Francisco	50	69								
127	H	Boise St.	68	60	121	A	UC Davis	49	59								
					298	H	Weber St.	61	40								
					203	A	Utah St.	61	79								
					176	H	Eastern Wash.	62	68								

Non-Div I Games: Montana Tech 75 65 Bristol 109 74

Utah Valley

■ Loss, 
■ Non-Conf, 
■ S Site, 
■ H Home 
■ A Away 
N Neutral

Average RPI Win:	277	WON-LOST	WINNING	LAST 10	STRENGTH OF	OPP. STRENGTH	TEAM	ADJ.	CONF.	ADJ CONF.
Average RPI Loss:	125	RECORD	PCT. RANK	GAMES	SCHEDULE	OF SCHEDULE	RPI	RPI	RPI	RPI
DIV. I ONLY	5- 4	146	5- 4	227	265	146	146	8	8	
DIV. I NON-CONF.	5- 4	146	5- 4	230	268	149	149	8	8	
TOTALS	RPI 1-25	RPI 26-50	W-L RECORDS	RPI 51-100	RPI 101-150	RPI 150+				
5- 4	0- 0	0- 0	OVERALL	0- 1	0- 3	5- 0				
3- 0	0- 0	0- 0	HOME	0- 0	0- 0	3- 0				
2- 4	0- 0	0- 0	AWAY	0- 1	0- 3	2- 0				
0- 0	0- 0	0- 0	NEUTRAL	0- 0	0- 0	0- 0				
5- 4	0- 0	0- 0	NON-CONFERENCE	0- 1	0- 3	5- 0				
3- 0	0- 0	0- 0	HOME	0- 0	0- 0	3- 0				
2- 4	0- 0	0- 0	AWAY	0- 1	0- 3	2- 0				
0- 0	0- 0	0- 0	NEUTRAL	0- 0	0- 0	0- 0				
0- 0	0- 0	0- 0	CONFERENCE	0- 0	0- 0	0- 0				
0- 0	0- 0	0- 0	HOME	0- 0	0- 0	0- 0				
0- 0	0- 0	0- 0	AWAY	0- 0	0- 0	0- 0				
0- 0	0- 0	0- 0	NEUTRAL	0- 0	0- 0	0- 0				

RPI 1-25			RPI 26-50			RPI 51-100			RPI 101+			Team's RPI: 146
RPI	S	Opponent	Score	RPI	S	Opponent	Score	RPI	S	Opponent	Score	
						67 A Ohio St.	86 96			136 A William & Mary	48 56	
										145 A Old Dominion	44 66	
										150 A Liberty	53 69	
										152 H Presbyterian	55 36	
										285 H UNC Greensboro	80 73	
										299 A UMES	72 50	
										310 H Wagner	84 75	
										338 A UNCW	59 53	
LAST 12 Division I GAMES:												
285	H	UNC Greensboro	80 73	150	A	Liberty	53 69					
145	A	Old Dominion	44 66	152	H	Presbyterian	55 36					
338	A	UNCW	59 53	310	H	Wagner	84 75					
136	A	William & Mary	48 56									
67	A	Ohio St.	86 96									
299	A	UMES	72 50									

Non-Div I Games:

VCU

Average RPI Win:	267	WON-LOST	WINNING	LAST 10	STRENGTH OF	OPP. STRENGTH	TEAM	ADJ.	CONF.	ADJ CONF.
Average RPI Loss:	124	RECORD	PCT. RANK	GAMES	SCHEDULE	OF SCHEDULE	RPI	RPI	RPI	RPI
DIV. I ONLY	3- 7	251	3- 7	146	240	229	229	9	9	
DIV. I NON-CONF.	3- 7	250	3- 7	152	245	230	230	9	9	
TOTALS	RPI 1-25	RPI 26-50	W-L RECORDS	RPI 51-100	RPI 101-150	RPI 150+				
3- 7	0- 0	0- 2	OVERALL	0- 3	0- 0	3- 2				
2- 3	0- 0	0- 2	HOME	0- 0	0- 0	2- 1				
1- 4	0- 0	0- 0	AWAY	0- 3	0- 0	1- 1				
0- 0	0- 0	0- 0	NEUTRAL	0- 0	0- 0	0- 0				
3- 7	0- 0	0- 2	NON-CONFERENCE	0- 3	0- 0	3- 2				
2- 3	0- 0	0- 2	HOME	0- 0	0- 0	2- 1				
1- 4	0- 0	0- 0	AWAY	0- 3	0- 0	1- 1				
0- 0	0- 0	0- 0	NEUTRAL	0- 0	0- 0	0- 0				
0- 0	0- 0	0- 0	CONFERENCE	0- 0	0- 0	0- 0				
0- 0	0- 0	0- 0	HOME	0- 0	0- 0	0- 0				
0- 0	0- 0	0- 0	AWAY	0- 0	0- 0	0- 0				
0- 0	0- 0	0- 0	NEUTRAL	0- 0	0- 0	0- 0				

RPI 1-25				RPI 26-50				RPI 51-100				RPI 101+				Team's RPI: 229	
RPI	S	Opponent	Score	RPI	S	Opponent	Score	RPI	S	Opponent	Score	RPI	S	Opponent	Score		
				28	H	Louisville	59 86	72	A	Akron	65 100	212	H	Butler	91 57		
				38	H	Illinois	58 80	82	A	Indiana	49 81	248	H	Tulsa	63 87		
								97	A	South Dakota	62 81	268	H	Tennessee Tech	79 61		
												302	A	Miami (OH)	59 82		
												322	A	Northern Ill.	65 50		
LAST 12 Division I GAMES:																	
				302	A	Miami (OH)	59 82	38	H	Illinois	58 80						
				28	H	Louisville	59 86	97	A	South Dakota	62 81						
				72	A	Akron	65 100	248	H	Tulsa	63 87						
				268	H	Tennessee Tech	79 61	212	H	Butler	91 57						
				322	A	Northern Ill.	65 50										
				82	A	Indiana	49 81										

Non-Div I Games:

Valparaiso

Vanderbilt

Through Games Of Dec. 14, 2014

Average RPI Win:	129	WON-LOST	WINNING	LAST 10	STRENGTH OF	OPP. STRENGTH	TEAM	ADJ.	CONF.	ADJ CONF.
Average RPI Loss:	3	RECORD	PCT. RANK	GAMES	SCHEDULE	OF SCHEDULE	RPI	RPI	RPI	RPI
DIV. I ONLY	7- 2	48	7- 2	62	3	26	26	3	3	
DIV. I NON-CONF.	7- 2	48	7- 2	67	3	26	26	3	3	
TOTALS	RPI 1-25	RPI 26-50	W-L RECORDS	RPI 51-100	RPI 101-150	RPI 150+				
7- 2	1- 2	0- 0	OVERALL	2- 0	1- 0	3- 0				
4- 0	1- 0	0- 0	HOME	1- 0	0- 0	2- 0				
2- 0	0- 0	0- 0	AWAY	0- 0	1- 0	1- 0				
1- 2	0- 2	0- 0	NEUTRAL	1- 0	0- 0	0- 0				
7- 2	1- 2	0- 0	NON-CONFERENCE	2- 0	1- 0	3- 0				
4- 0	1- 0	0- 0	HOME	1- 0	0- 0	2- 0				
2- 0	0- 0	0- 0	AWAY	0- 0	1- 0	1- 0				
1- 2	0- 2	0- 0	NEUTRAL	1- 0	0- 0	0- 0				
0- 0	0- 0	0- 0	CONFERENCE	0- 0	0- 0	0- 0				
0- 0	0- 0	0- 0	HOME	0- 0	0- 0	0- 0				
0- 0	0- 0	0- 0	AWAY	0- 0	0- 0	0- 0				
0- 0	0- 0	0- 0	NEUTRAL	0- 0	0- 0	0- 0				

RPI 1-25				RPI 26-50		Team's RPI: 26		RPI 51-100				RPI 101+			
RPI	S	Opponent	Score	RPI	S	Opponent	Score	RPI	S	Opponent	Score	RPI	S	Opponent	Score
1	N	UConn	52 91					51	N	Minnesota	71 54	102	A	Elon	66 50
4	N	Arizona St.	67 72					100	H	Saint Louis	75 57	151	A	Wisconsin	67 58
5	H	Green Bay	68 64									188	H	Belmont	65 58
												304	H	Mississippi Val.	63 37
LAST 12 Division I GAMES:															
100	H	Saint Louis	75 57	102	A	Elon	66 50	304	H	Mississippi Val.	63 37	4	N	Arizona St.	67 72
151	A	Wisconsin	67 58	51	N	Minnesota	71 54	1	N	UConn	52 91				
5	H	Green Bay	68 64												
188	H	Belmont	65 58												

Non-Div I Games:

Vanderbilt

Loss, Non-Conf, S Site, H Home A Away N Neutral

Average RPI Win:	244	WON-LOST	WINNING	LAST 10	STRENGTH OF	OPP. STRENGTH	TEAM	ADJ.	CONF.	ADJ CONF.
Average RPI Loss:	164	RECORD	PCT. RANK	GAMES	SCHEDULE	OF SCHEDULE	RPI	RPI	RPI	RPI
DIV. I ONLY	2- 7	287	2- 7	296	169	328	328	24	24	
DIV. I NON-CONF.	2- 7	283	2- 7	297	169	327	327	24	24	
TOTALS	RPI 1-25	RPI 26-50	W-L RECORDS	RPI 51-100	RPI 101-150	RPI 150+				
2- 7	0- 0	0- 1	OVERALL	0- 1	0- 1	2- 4				
2- 3	0- 0	0- 0	HOME	0- 1	0- 1	2- 1				
0- 4	0- 0	0- 1	AWAY	0- 0	0- 0	0- 3				
0- 0	0- 0	0- 0	NEUTRAL	0- 0	0- 0	0- 0				
2- 7	0- 0	0- 1	NON-CONFERENCE	0- 1	0- 1	2- 4				
2- 3	0- 0	0- 0	HOME	0- 1	0- 1	2- 1				
0- 4	0- 0	0- 1	AWAY	0- 0	0- 0	0- 3				
0- 0	0- 0	0- 0	NEUTRAL	0- 0	0- 0	0- 0				
0- 0	0- 0	0- 0	CONFERENCE	0- 0	0- 0	0- 0				
0- 0	0- 0	0- 0	HOME	0- 0	0- 0	0- 0				
0- 0	0- 0	0- 0	AWAY	0- 0	0- 0	0- 0				
0- 0	0- 0	0- 0	NEUTRAL	0- 0	0- 0	0- 0				

RPI S	Opponent	Score	RPI S	Opponent	Score	RPI S	Opponent	Score	RPI S	Opponent	Score	Team's RPI: 328
39	A Syracuse	63 94	99	H Delaware	46 68	137	H Bryant	55 72	163	A Central Conn. St.	75 77	
						170	A Sacred Heart	66 76	178	H Dartmouth	68 63	
						251	H Brown	76 81	289	A Boston U.	61 66	
						310	H Wagner	82 75				
LAST 12 Division I GAMES:												
310	H Wagner	82 75	170	A Sacred Heart	66 76	39	A Syracuse	63 94	99	H Delaware	46 68	
178	H Dartmouth	68 63	163	A Central Conn. St.	75 77	289	A Boston U.	61 66	137	H Bryant	55 72	
251	H Brown	76 81										

Non-Div I Games:

Vermont

Average RPI Win: 233		WON-LOST	WINNING	LAST 10	STRENGTH OF	OPP. STRENGTH	TEAM	ADJ.	CONF.	ADJ CONF.
Average RPI Loss: 109		RECORD	PCT. RANK	GAMES	SCHEDULE	OF SCHEDULE	RPI	RPI	RPI	RPI
DIV. I ONLY		3- 6	229	3- 6	204	69	213	213	10	10
DIV. I NON-CONF.		3- 5	214	3- 5	164	70	184	184	10	10
TOTALS	RPI 1-25		RPI 26-50		W-L RECORDS		RPI 51-100		RPI 101-150	RPI 150+
3- 6	0- 1		0- 1		OVERALL	0- 0		0- 3		3- 1
1- 0	0- 0		0- 0		HOME	0- 0		0- 0		1- 0
1- 3	0- 0		0- 0		AWAY	0- 0		0- 2		1- 1
1- 3	0- 1		0- 1		NEUTRAL	0- 0		0- 1		1- 0
3- 5	0- 1		0- 1		NON-CONFERENCE	0- 0		0- 3		3- 0
1- 0	0- 0		0- 0		HOME	0- 0		0- 0		1- 0
1- 2	0- 0		0- 0		AWAY	0- 0		0- 2		1- 0
1- 3	0- 1		0- 1		NEUTRAL	0- 0		0- 1		1- 0
0- 1	0- 0		0- 0		CONFERENCE	0- 0		0- 0		0- 1
0- 0	0- 0		0- 0		HOME	0- 0		0- 0		0- 0
0- 1	0- 0		0- 0		AWAY	0- 0		0- 0		0- 1
0- 0	0- 0		0- 0		NEUTRAL	0- 0		0- 0		0- 0

RPI 1-25					
RPI	S	Opponent	Score		
4	N	Arizona St.	46	51	
RPI 26-50					
RPI	S	Opponent	Score		
36	N	South Fla.	56	57	
RPI 51-100					
RPI	S	Opponent	Score		
RPI 101+ Team's RPI: 213					
RPI	S	Opponent	Score		
109	A	Chattanooga	45	49	
115	N	Georgia Tech	63	71	
149	A	Saint Joseph's	54	58	
204	H	La Salle	70	36	
232	A	Cal St. Fullerton	50	43	
238	A	Providence	49	51	
263	N	Col. of Charleston	60	41	
LAST 12 Division I GAMES:					
204	H	La Salle	70	36	4 N Arizona St. 46 51
149	A	Saint Joseph's	54	58	232 A Cal St. Fullerton 50 43
238	A	Providence	49	51	36 N South Fla. 56 57
263	N	Col. of Charleston	60	41	109 A Chattanooga 45 49
115	N	Georgia Tech	63	71	

Non-Div I Games:

Villanova

■ Loss, ■ Non-Conf, S Site, H Home A Away N Neutral

Average RPI Win:	194	WON-LOST	WINNING	LAST 10	STRENGTH OF	OPP. STRENGTH	TEAM	ADJ.	CONF.	ADJ CONF.
Average RPI Loss:	70	RECORD	PCT. RANK	GAMES	SCHEDULE	OF SCHEDULE	RPI	RPI	RPI	RPI
DIV. I ONLY	6- 2	60	1- 0	185	146	85	85	4	4	
DIV. I NON-CONF.	6- 2	61	1- 0	192	148	86	86	4	4	
TOTALS	RPI 1-25	RPI 26-50	W-L RECORDS	RPI 51-100	RPI 101-150	RPI 150+				
6- 2	0- 0	0- 1	OVERALL	2- 0	1- 1	3- 0				
4- 0	0- 0	0- 0	HOME	2- 0	0- 0	2- 0				
2- 1	0- 0	0- 1	AWAY	0- 0	1- 0	1- 0				
0- 1	0- 0	0- 0	NEUTRAL	0- 0	0- 1	0- 0				
6- 2	0- 0	0- 1	NON-CONFERENCE	2- 0	1- 1	3- 0				
4- 0	0- 0	0- 0	HOME	2- 0	0- 0	2- 0				
2- 1	0- 0	0- 1	AWAY	0- 0	1- 0	1- 0				
0- 1	0- 0	0- 0	NEUTRAL	0- 0	0- 1	0- 0				
0- 0	0- 0	0- 0	CONFERENCE	0- 0	0- 0	0- 0				
0- 0	0- 0	0- 0	HOME	0- 0	0- 0	0- 0				
0- 0	0- 0	0- 0	AWAY	0- 0	0- 0	0- 0				
0- 0	0- 0	0- 0	NEUTRAL	0- 0	0- 0	0- 0				

RPI 1-25				RPI 26-50				RPI 51-100				Team's RPI: 85		RPI 101+			
RPI	S	Opponent	Score	RPI	S	Opponent	Score	RPI	S	Opponent	Score			RPI	S	Opponent	Score
				38	A	Illinois	63 86							101	N	Toledo	62 64
								67	H	Ohio St.	87 82			141	A	Xavier	71 62
								75	H	Auburn	66 51			207	H	Radford	75 47
														323	A	FIU	74 61
														348	H	Delaware St.	100 62
LAST 12 Division I GAMES:																	
				38	A	Illinois	63 86	323	A	FIU	74 61						
				101	N	Toledo	62 64	348	H	Delaware St.	100 62						
				75	H	Auburn	66 51										
				141	A	Xavier	71 62										
				207	H	Radford	75 47										
				67	H	Ohio St.	87 82										

Non-Div I Games:

Virginia

■ Loss, 
 ■ Non-Conf, S Site, 
 ■ Home 
 ■ Away 
 N Neutral



Average RPI Win:	274	WON-LOST	WINNING	LAST 10	STRENGTH OF	OPP. STRENGTH	TEAM	ADJ.	CONF.	ADJ CONF.
Average RPI Loss:	169	RECORD	PCT. RANK	GAMES	SCHEDULE	OF SCHEDULE	RPI	RPI	RPI	RPI
DIV. I ONLY	7- 4	106	7- 3	208	326	196	196	4	4	
DIV. I NON-CONF.	7- 4	106	7- 4	212	326	197	197	4	4	
TOTALS	RPI 1-25	RPI 26-50	W-L RECORDS	RPI 51-100	RPI 101-150	RPI 150+				
7- 4	0- 0	0- 1	OVERALL	0- 0	1- 1	6- 2				
6- 2	0- 0	0- 1	HOME	0- 0	1- 1	5- 0				
1- 2	0- 0	0- 0	AWAY	0- 0	0- 0	1- 2				
0- 0	0- 0	0- 0	NEUTRAL	0- 0	0- 0	0- 0				
7- 4	0- 0	0- 1	NON-CONFERENCE	0- 0	1- 1	6- 2				
6- 2	0- 0	0- 1	HOME	0- 0	1- 1	5- 0				
1- 2	0- 0	0- 0	AWAY	0- 0	0- 0	1- 2				
0- 0	0- 0	0- 0	NEUTRAL	0- 0	0- 0	0- 0				
0- 0	0- 0	0- 0	CONFERENCE	0- 0	0- 0	0- 0				
0- 0	0- 0	0- 0	HOME	0- 0	0- 0	0- 0				
0- 0	0- 0	0- 0	AWAY	0- 0	0- 0	0- 0				
0- 0	0- 0	0- 0	NEUTRAL	0- 0	0- 0	0- 0				

RPI 1-25			RPI 26-50			RPI 51-100			RPI 101+			Team's RPI: 196
RPI	S	Opponent	Score	RPI	S	Opponent	Score	RPI	S	Opponent	Score	
				35	H	Northwestern	45 70					
								126	H	East Tenn. St.	72 65	
								145	H	Old Dominion	62 69	
								182	A	Florida	44 73	
								238	A	Providence	72 69	
								286	H	N.C. Central	80 44	
								299	H	UMES	63 41	
								300	H	Western Caro.	79 58	
								312	A	George Mason	69 77	
								330	H	Norfolk St.	60 49	
								339	H	Longwood	74 42	
LAST 12 Division I GAMES:												
145	H	Old Dominion	62 69	300	H	Western Caro.	79 58					
238	A	Providence	72 69	286	H	N.C. Central	80 44					
330	H	Norfolk St.	60 49	339	H	Longwood	74 42					
299	H	UMES	63 41	35	H	Northwestern	45 70					
312	A	George Mason	69 77	182	A	Florida	44 73					
				126	H	East Tenn. St.	72 65					

Non-Div I Games:

Virginia Tech

■ Loss, 
■ Non-Conf, 
■ S Site, 
■ H Home 
■ A Away 
N Neutral

Average RPI Win:	0	WON-LOST	WINNING	LAST 10	STRENGTH OF	OPP. STRENGTH	TEAM	ADJ.	CONF.	ADJ CONF.
Average RPI Loss:	164	RECORD	PCT. RANK	GAMES	SCHEDULE	OF SCHEDULE	RPI	RPI	RPI	RPI
DIV. I ONLY	0- 8	332	0- 8	136	247	310	310	29	29	
DIV. I NON-CONF.	0- 8	329	0- 8	144	252	310	310	29	29	
TOTALS	RPI 1-25	RPI 26-50	W-L RECORDS	RPI 51-100	RPI 101-150	RPI 150+				
0- 8	0- 0	0- 2	OVERALL	0- 1	0- 1	0- 4				
0- 2	0- 0	0- 0	HOME	0- 1	0- 0	0- 1				
0- 6	0- 0	0- 2	AWAY	0- 0	0- 1	0- 3				
0- 0	0- 0	0- 0	NEUTRAL	0- 0	0- 0	0- 0				
0- 8	0- 0	0- 2	NON-CONFERENCE	0- 1	0- 1	0- 4				
0- 2	0- 0	0- 0	HOME	0- 1	0- 0	0- 1				
0- 6	0- 0	0- 2	AWAY	0- 0	0- 1	0- 3				
0- 0	0- 0	0- 0	NEUTRAL	0- 0	0- 0	0- 0				
0- 0	0- 0	0- 0	CONFERENCE	0- 0	0- 0	0- 0				
0- 0	0- 0	0- 0	HOME	0- 0	0- 0	0- 0				
0- 0	0- 0	0- 0	AWAY	0- 0	0- 0	0- 0				
0- 0	0- 0	0- 0	NEUTRAL	0- 0	0- 0	0- 0				

RPI S	Opponent	Score	RPI S	Opponent	Score	RPI S	Opponent	Score	RPI S	Opponent	Score	Team's RPI: 310
30	A St. John's (NY)	49 71	79	H Rutgers	53 81	146	A VCU	75 84				
42	A Maryland	24 97				197	H Monmouth	59 82				
						241	A NJIT	54 60				
						252	A Penn St.	66 96				
						328	A Vermont	75 82				
LAST 12 Division I GAMES:												
328	A Vermont	75 82	241	A NJIT	54 60							
146	A VCU	75 84	252	A Penn St.	66 96							
			30	A St. John's (NY)	49 71							
			197	H Monmouth	59 82							
			79	H Rutgers	53 81							
			42	A Maryland	24 97							

Non-Div I Games:

Wagner

## Wake Forest

Through Games Of Dec. 14, 2014

Average RPI Win:	264	WON-LOST	WINNING	LAST 10	STRENGTH OF	OPP. STRENGTH	TEAM	ADJ.	CONF.	ADJ CONF.
Average RPI Loss:	123	RECORD	PCT. RANK	GAMES	SCHEDULE	OF SCHEDULE	RPI	RPI	RPI	RPI
DIV. I ONLY	6- 4	125	6- 4	314	140	226	226	4	4	
DIV. I NON-CONF.	6- 4	124	6- 4	313	141	227	227	4	4	
TOTALS	RPI 1-25	RPI 26-50	W-L RECORDS	RPI 51-100	RPI 101-150	RPI 150+				
6- 4	0- 2	0- 0	OVERALL	0- 0	0- 0	6- 2				
4- 1	0- 0	0- 0	HOME	0- 0	0- 0	4- 1				
0- 2	0- 1	0- 0	AWAY	0- 0	0- 0	0- 1				
2- 1	0- 1	0- 0	NEUTRAL	0- 0	0- 0	2- 0				
6- 4	0- 2	0- 0	NON-CONFERENCE	0- 0	0- 0	6- 2				
4- 1	0- 0	0- 0	HOME	0- 0	0- 0	4- 1				
0- 2	0- 1	0- 0	AWAY	0- 0	0- 0	0- 1				
2- 1	0- 1	0- 0	NEUTRAL	0- 0	0- 0	2- 0				
0- 0	0- 0	0- 0	CONFERENCE	0- 0	0- 0	0- 0				
0- 0	0- 0	0- 0	HOME	0- 0	0- 0	0- 0				
0- 0	0- 0	0- 0	AWAY	0- 0	0- 0	0- 0				
0- 0	0- 0	0- 0	NEUTRAL	0- 0	0- 0	0- 0				

RPI	S	Opponent	Score
22	N	Princeton	55 <b>72</b>
24	A	Michigan	69 <b>83</b>

RPI	S	Opponent	Score
-----	---	----------	-------

RPI	S	Opponent	Score
-----	---	----------	-------

RPI	S	Opponent	Score
211	H	Arizona	69 <b>72</b>
214	N	Charlotte	65 58
215	N	Montana	73 60
233	A	Richmond	72 <b>79</b>
237	H	Marquette	89 77
268	H	Tennessee Tech	89 62
313	H	Coppin St.	65 54
339	H	Longwood	64 60

## LAST 12 Division I GAMES:

233	A	Richmond	72 <b>79</b>	22	N	Princeton	55 <b>72</b>
211	H	Arizona	69 <b>72</b>	313	H	Coppin St.	65 54
24	A	Michigan	69 <b>83</b>	237	H	Marquette	89 77
215	N	Montana	73 60	268	H	Tennessee Tech	89 62
214	N	Charlotte	65 58	339	H	Longwood	64 60

Non-Div I Games:

Wake Forest

■ Loss, 
 ■ Non-Conf, 
 S Site, 
 ■ Home 
 ■ Away 
 N Neutral

Average RPI Win:	147	WON-LOST	WINNING	LAST 10	STRENGTH OF	OPP. STRENGTH	TEAM	ADJ.	CONF.	ADJ CONF.
Average RPI Loss:	68	RECORD	PCT. RANK	GAMES	SCHEDULE	OF SCHEDULE	RPI	RPI	RPI	RPI
DIV. I ONLY	8- 1	22	8- 1	123	38	19	19	2	2	
DIV. I NON-CONF.	8- 1	21	8- 1	131	38	19	19	2	2	
TOTALS	RPI 1-25	RPI 26-50	W-L RECORDS	RPI 51-100	RPI 101-150	RPI 150+				
8- 1	0- 0	1- 0	OVERALL	2- 1	1- 0	4- 0				
3- 0	0- 0	0- 0	HOME	1- 0	0- 0	2- 0				
2- 1	0- 0	0- 0	AWAY	0- 1	0- 0	2- 0				
3- 0	0- 0	1- 0	NEUTRAL	1- 0	1- 0	0- 0				
8- 1	0- 0	1- 0	NON-CONFERENCE	2- 1	1- 0	4- 0				
3- 0	0- 0	0- 0	HOME	1- 0	0- 0	2- 0				
2- 1	0- 0	0- 0	AWAY	0- 1	0- 0	2- 0				
3- 0	0- 0	1- 0	NEUTRAL	1- 0	1- 0	0- 0				
0- 0	0- 0	0- 0	CONFERENCE	0- 0	0- 0	0- 0				
0- 0	0- 0	0- 0	HOME	0- 0	0- 0	0- 0				
0- 0	0- 0	0- 0	AWAY	0- 0	0- 0	0- 0				
0- 0	0- 0	0- 0	NEUTRAL	0- 0	0- 0	0- 0				

RPI	S	Opponent	Score	RPI	S	Opponent	Score	RPI	S	Opponent	Score	RPI	S	Opponent	Score
29	N	Florida St.	80 68	58	N	Furman	101 69	123	N	Hartford	81 70	181	H	Yale	81 51
				68	A	Oklahoma	80 90	205	H	Grambling	84 53	223	A	Seattle	102 69
				97	H	South Dakota	96 82	259	A	Portland	80 45				
LAST 12 Division I GAMES:															
259	A	Portland	80 45	205	H	Grambling	84 53								
223	A	Seattle	102 69	97	H	South Dakota	96 82								
123	N	Hartford	81 70	68	A	Oklahoma	80 90								
58	N	Furman	101 69												
29	N	Florida St.	80 68												
181	H	Yale	81 51												

Non-Div I Games:

Washington

Average RPI Win:	153	WON-LOST	WINNING	LAST 10	STRENGTH OF	OPP. STRENGTH	TEAM	ADJ.	CONF.	ADJ CONF.
Average RPI Loss:	17	RECORD	PCT. RANK	GAMES	SCHEDULE	OF SCHEDULE	RPI	RPI	RPI	RPI
DIV. I ONLY	7- 2	48	7- 2	130	16	49	49	2	2	
DIV. I NON-CONF.	7- 2	48	7- 2	138	16	50	50	2	2	
TOTALS	RPI 1-25	RPI 26-50	W-L RECORDS	RPI 51-100	RPI 101-150	RPI 150+				
7- 2	0- 2	2- 0	OVERALL	1- 0	1- 0	3- 0				
3- 1	0- 1	1- 0	HOME	0- 0	0- 0	2- 0				
3- 0	0- 0	0- 0	AWAY	1- 0	1- 0	1- 0				
1- 1	0- 1	1- 0	NEUTRAL	0- 0	0- 0	0- 0				
7- 2	0- 2	2- 0	NON-CONFERENCE	1- 0	1- 0	3- 0				
3- 1	0- 1	1- 0	HOME	0- 0	0- 0	2- 0				
3- 0	0- 0	0- 0	AWAY	1- 0	1- 0	1- 0				
1- 1	0- 1	1- 0	NEUTRAL	0- 0	0- 0	0- 0				
0- 0	0- 0	0- 0	CONFERENCE	0- 0	0- 0	0- 0				
0- 0	0- 0	0- 0	HOME	0- 0	0- 0	0- 0				
0- 0	0- 0	0- 0	AWAY	0- 0	0- 0	0- 0				
0- 0	0- 0	0- 0	NEUTRAL	0- 0	0- 0	0- 0				

RPI 1-25				RPI 26-50				Team's RPI: 49	RPI 51-100				RPI 101+			
RPI	S	Opponent	Score	RPI	S	Opponent	Score		RPI	S	Opponent	Score	RPI	S	Opponent	Score
9	H	Nebraska	61 82	31	H	Dayton	76 60		56	A	Hampton	74 60	106	A	Gonzaga	59 58
24	N	Michigan	64 76	42	N	Maryland	70 64						223	H	Seattle	82 62
													280	H	Idaho St.	84 34
													333	A	UC Santa Barbara	81 55
LAST 12 Division I GAMES:																
				56	A	Hampton	74 60		106	A	Gonzaga	59 58				
				223	H	Seattle	82 62		333	A	UC Santa Barbara	81 55				
				9	H	Nebraska	61 82		42	N	Maryland	70 64				
				280	H	Idaho St.	84 34		24	N	Michigan	64 76				
				31	H	Dayton	76 60									

Non-Div I Games:

Washington St.

Average RPI Win:	344	WON-LOST	WINNING	LAST 10	STRENGTH OF	OPP. STRENGTH	TEAM	ADJ.	CONF.	ADJ CONF.
Average RPI Loss:	182	RECORD	PCT. RANK	GAMES	SCHEDULE	OF SCHEDULE	RPI	RPI	RPI	RPI
DIV. I ONLY	2- 5	258	2- 5	291	328	298	298	23	23	
DIV. I NON-CONF.	2- 5	256	2- 5	291	329	299	299	23	23	
TOTALS	RPI 1-25	RPI 26-50	W-L RECORDS	RPI 51-100	RPI 101-150	RPI 150+				
2- 5	0- 0	0- 0	OVERALL	0- 1	0- 1	2- 3				
0- 2	0- 0	0- 0	HOME	0- 1	0- 0	0- 1				
2- 2	0- 0	0- 0	AWAY	0- 0	0- 1	2- 1				
0- 1	0- 0	0- 0	NEUTRAL	0- 0	0- 0	0- 1				
2- 5	0- 0	0- 0	NON-CONFERENCE	0- 1	0- 1	2- 3				
0- 2	0- 0	0- 0	HOME	0- 1	0- 0	0- 1				
2- 2	0- 0	0- 0	AWAY	0- 0	0- 1	2- 1				
0- 1	0- 0	0- 0	NEUTRAL	0- 0	0- 0	0- 1				
0- 0	0- 0	0- 0	CONFERENCE	0- 0	0- 0	0- 0				
0- 0	0- 0	0- 0	HOME	0- 0	0- 0	0- 0				
0- 0	0- 0	0- 0	AWAY	0- 0	0- 0	0- 0				
0- 0	0- 0	0- 0	NEUTRAL	0- 0	0- 0	0- 0				

RPI 1-25				RPI 26-50				RPI 51-100				RPI 101+				Team's RPI: 298		
RPI	S	Opponent	Score	RPI	S	Opponent	Score	RPI	S	Opponent	Score	RPI	S	Opponent	Score			
								90	H	San Diego	50	59	104	A	BYU	53	64	
														165	N	Eastern Mich.	42	57
														232	H	Cal St. Fullerton	68	70
														317	A	Utah Valley	40	61
														340	A	Air Force	71	53
														347	A	New Mexico St.	100	97
LAST 12 Division I GAMES:																		
				104	A	BYU	53	64	90	H	San Diego	50	59	165	N	Eastern Mich.	42	57
									347	A	New Mexico St.	100	97	232	H	Cal St. Fullerton	68	70
									317	A	Utah Valley	40	61	340	A	Air Force	71	53

Non-Div I Games: Montana Western 77 31 Bristol 94 48

Weber St.

Average RPI Win: 183		WON-LOST	WINNING	LAST 10	STRENGTH OF	OPP. STRENGTH	TEAM	ADJ.	CONF.	ADJ CONF.
Average RPI Loss: 25		RECORD	PCT. RANK	GAMES	SCHEDULE	OF SCHEDULE	RPI	RPI	RPI	RPI
DIV. I ONLY		8- 1	22	8- 1	147	141	33	33	5	5
DIV. I NON-CONF.		8- 1	21	8- 1	153	142	34	34	5	5
<hr/>										
TOTALS	RPI 1-25		RPI 26-50	W-L RECORDS		RPI 51-100	RPI 101-150		RPI 150+	
8- 1	1- 1		0- 0	OVERALL		1- 0	1- 0		5- 0	
7- 0	1- 0		0- 0	HOME		1- 0	1- 0		4- 0	
1- 1	0- 1		0- 0	AWAY		0- 0	0- 0		1- 0	
0- 0	0- 0		0- 0	NEUTRAL		0- 0	0- 0		0- 0	
8- 1	1- 1		0- 0	NON-CONFERENCE		1- 0	1- 0		5- 0	
7- 0	1- 0		0- 0	HOME		1- 0	1- 0		4- 0	
1- 1	0- 1		0- 0	AWAY		0- 0	0- 0		1- 0	
0- 0	0- 0		0- 0	NEUTRAL		0- 0	0- 0		0- 0	
0- 0	0- 0		0- 0	CONFERENCE		0- 0	0- 0		0- 0	
0- 0	0- 0		0- 0	HOME		0- 0	0- 0		0- 0	
0- 0	0- 0		0- 0	AWAY		0- 0	0- 0		0- 0	
0- 0	0- 0		0- 0	NEUTRAL		0- 0	0- 0		0- 0	

RPI 1-25				RPI 26-50		Team's RPI: 33		RPI 51-100				RPI 101+			
RPI	S	Opponent	Score	RPI	S	Opponent	Score	RPI	S	Opponent	Score	RPI	S	Opponent	Score
20	H	Seton Hall	89 87					80	H	Duquesne	79 60	129	H	Eastern Ky.	67 42
25	A	Mississippi St.	61 74									184	H	Fairfield	67 53
												230	A	Fairleigh Dickinson	80 52
												234	H	IPFW	82 48
												273	H	Evansville	83 39
												313	H	Coppin St.	83 43
LAST 12 Division I GAMES:															
234	H	IPFW	82 48	25	A	Mississippi St.	61 74	20	H	Seton Hall	89 87				
80	H	Duquesne	79 60					129	H	Eastern Ky.	67 42				
313	H	Coppin St.	83 43												
230	A	Fairleigh Dickinson	80 52												
184	H	Fairfield	67 53												
273	H	Evansville	83 39												

Non-Div I Games:

West Virginia

Average RPI Win:	285	WON-LOST	WINNING	LAST 10	STRENGTH OF	OPP. STRENGTH	TEAM	ADJ.	CONF.	ADJ CONF.
Average RPI Loss:	191	RECORD	PCT. RANK	GAMES	SCHEDULE	OF SCHEDULE	RPI	RPI	RPI	RPI
DIV. I ONLY	3- 4	193	3- 4	312	281	300	300	15	15	
DIV. I NON-CONF.	3- 4	189	3- 4	311	283	300	300	15	15	
TOTALS	RPI 1-25	RPI 26-50	W-L RECORDS	RPI 51-100	RPI 101-150	RPI 150+				
3- 4	0- 0	0- 0	OVERALL	0- 0	0- 1	3- 3				
2- 2	0- 0	0- 0	HOME	0- 0	0- 0	2- 2				
1- 1	0- 0	0- 0	AWAY	0- 0	0- 0	1- 1				
0- 1	0- 0	0- 0	NEUTRAL	0- 0	0- 1	0- 0				
3- 4	0- 0	0- 0	NON-CONFERENCE	0- 0	0- 1	3- 3				
2- 2	0- 0	0- 0	HOME	0- 0	0- 0	2- 2				
1- 1	0- 0	0- 0	AWAY	0- 0	0- 0	1- 1				
0- 1	0- 0	0- 0	NEUTRAL	0- 0	0- 1	0- 0				
0- 0	0- 0	0- 0	CONFERENCE	0- 0	0- 0	0- 0				
0- 0	0- 0	0- 0	HOME	0- 0	0- 0	0- 0				
0- 0	0- 0	0- 0	AWAY	0- 0	0- 0	0- 0				
0- 0	0- 0	0- 0	NEUTRAL	0- 0	0- 0	0- 0				

RPI 1-25				RPI 26-50				RPI 51-100				RPI 101+				Team's RPI: 300	
RPI	S	Opponent	Score	RPI	S	Opponent	Score	RPI	S	Opponent	Score	RPI	S	Opponent	Score		
												129	N	Eastern Ky.	62	71	
												152	H	Presbyterian	44	51	
												186	H	USC Upstate	63	59	
												196	A	Virginia Tech	58	79	
												286	H	N.C. Central	59	64	
												331	H	Campbell	67	57	
												338	A	UNCW	64	53	
LAST 12 Division I GAMES:																	
				129	N	Eastern Ky.	62	71		196	A	Virginia Tech	58	79			
				331	H	Campbell	67	57		186	H	USC Upstate	63	59			
				152	H	Presbyterian	44	51		338	A	UNCW	64	53			
				286	H	N.C. Central	59	64									

Non-Div I Games: North Greenville 75 74 Livingstone 66 55

Western Caro.



Average RPI Win:	303	WON-LOST	WINNING	LAST 10	STRENGTH OF	OPP. STRENGTH	TEAM	ADJ.	CONF.	ADJ CONF.
Average RPI Loss:	120	RECORD	PCT. RANK	GAMES	SCHEDULE	OF SCHEDULE	RPI	RPI	RPI	RPI
DIV. I ONLY	5- 4	146	5- 4	253	315	187	187	26	26	
DIV. I NON-CONF.	5- 4	146	5- 4	257	316	189	189	26	26	
TOTALS	RPI 1-25	RPI 26-50	W-L RECORDS	RPI 51-100	RPI 101-150	RPI 150+				
5- 4	0- 0	0- 0	OVERALL	0- 2	0- 1	5- 1				
2- 1	0- 0	0- 0	HOME	0- 1	0- 0	2- 0				
3- 3	0- 0	0- 0	AWAY	0- 1	0- 1	3- 1				
0- 0	0- 0	0- 0	NEUTRAL	0- 0	0- 0	0- 0				
5- 4	0- 0	0- 0	NON-CONFERENCE	0- 2	0- 1	5- 1				
2- 1	0- 0	0- 0	HOME	0- 1	0- 0	2- 0				
3- 3	0- 0	0- 0	AWAY	0- 1	0- 1	3- 1				
0- 0	0- 0	0- 0	NEUTRAL	0- 0	0- 0	0- 0				
0- 0	0- 0	0- 0	CONFERENCE	0- 0	0- 0	0- 0				
0- 0	0- 0	0- 0	HOME	0- 0	0- 0	0- 0				
0- 0	0- 0	0- 0	AWAY	0- 0	0- 0	0- 0				
0- 0	0- 0	0- 0	NEUTRAL	0- 0	0- 0	0- 0				

RPI 1-25				RPI 26-50				RPI 51-100				RPI 101+				Team's RPI: 187	
RPI	S	Opponent	Score	RPI	S	Opponent	Score	RPI	S	Opponent	Score	RPI	S	Opponent	Score		
								87	A	Ill.-Chicago	54	67	112	A	Missouri	52	89
								94	H	North Dakota	77	85	185	A	Fla. Atlantic	88	90
													239	A	Southeast Mo. St.	79	62
													270	A	Bradley	75	63
													320	H	Eastern Ill.	63	54
													341	A	Chicago St.	90	55
													343	H	UMKC	71	48
LAST 12 Division I GAMES:																	
				320	H	Eastern Ill.	63	54	87	A	Ill.-Chicago	54	67				
				270	A	Bradley	75	63	239	A	Southeast Mo. St.	79	62				
				112	A	Missouri	52	89	94	H	North Dakota	77	85				
									343	H	UMKC	71	48				
									185	A	Fla. Atlantic	88	90				
									341	A	Chicago St.	90	55				

Non-Div I Games: William Woods 89 42

Western Ill.

Average RPI Win:	170	WON-LOST	WINNING	LAST 10	STRENGTH OF	OPP. STRENGTH	TEAM	ADJ.	CONF.	ADJ CONF.
Average RPI Loss:	27	RECORD	PCT. RANK	GAMES	SCHEDULE	OF SCHEDULE	RPI	RPI	RPI	RPI
DIV. I ONLY	8- 2	39	8- 2	21	209	11	11	19	19	
DIV. I NON-CONF.	8- 2	39	8- 2	23	209	11	11	20	20	
TOTALS	RPI 1-25	RPI 26-50	W-L RECORDS	RPI 51-100	RPI 101-150	RPI 150+				
8- 2	1- 1	0- 1	OVERALL	1- 0	2- 0	4- 0				
5- 0	0- 0	0- 0	HOME	0- 0	1- 0	4- 0				
2- 2	0- 1	0- 1	AWAY	1- 0	1- 0	0- 0				
1- 0	1- 0	0- 0	NEUTRAL	0- 0	0- 0	0- 0				
8- 2	1- 1	0- 1	NON-CONFERENCE	1- 0	2- 0	4- 0				
5- 0	0- 0	0- 0	HOME	0- 0	1- 0	4- 0				
2- 2	0- 1	0- 1	AWAY	1- 0	1- 0	0- 0				
1- 0	1- 0	0- 0	NEUTRAL	0- 0	0- 0	0- 0				
0- 0	0- 0	0- 0	CONFERENCE	0- 0	0- 0	0- 0				
0- 0	0- 0	0- 0	HOME	0- 0	0- 0	0- 0				
0- 0	0- 0	0- 0	AWAY	0- 0	0- 0	0- 0				
0- 0	0- 0	0- 0	NEUTRAL	0- 0	0- 0	0- 0				

RPI	S	Opponent	Score
21	N	Tulane	69 64
25	A	Mississippi St.	77 88

RPI	S	Opponent	Score
28	A	Louisville	67 89

RPI	S	Opponent	Score
62	A	Colorado	79 78

RPI	S	Opponent	Score
114	H	Albany (NY)	63 54
134	A	Hofstra	70 65
175	H	Ole Miss	98 69
255	H	Central Ark.	93 57
265	H	Alabama St.	93 54
337	H	Alabama A&M	96 44

## LAST 12 Division I GAMES:

265	H	Alabama St.	93 54	28	A	Louisville	67 89
175	H	Ole Miss	98 69	25	A	Mississippi St.	77 88
337	H	Alabama A&M	96 44	114	H	Albany (NY)	63 54
134	A	Hofstra	70 65	62	A	Colorado	79 78
21	N	Tulane	69 64	255	H	Central Ark.	93 57

Western Ky.

Western Ky.

Non-Div I Games:

Western Ky.

Average RPI Win:	267	WON-LOST	WINNING	LAST 10	STRENGTH OF	OPP. STRENGTH	TEAM	ADJ.	CONF.	ADJ CONF.
Average RPI Loss:	32	RECORD	PCT. RANK	GAMES	SCHEDULE	OF SCHEDULE	RPI	RPI	RPI	RPI
DIV. I ONLY	3- 3	154	3- 3	170	51	120	120	20	20	
DIV. I NON-CONF.	3- 3	154	3- 3	177	52	122	122	21	21	
TOTALS	RPI 1-25	RPI 26-50	W-L RECORDS	RPI 51-100	RPI 101-150	RPI 150+				
3- 3	0- 2	0- 0	OVERALL	0- 1	0- 0	3- 0				
2- 0	0- 0	0- 0	HOME	0- 0	0- 0	2- 0				
1- 3	0- 2	0- 0	AWAY	0- 1	0- 0	1- 0				
0- 0	0- 0	0- 0	NEUTRAL	0- 0	0- 0	0- 0				
3- 3	0- 2	0- 0	NON-CONFERENCE	0- 1	0- 0	3- 0				
2- 0	0- 0	0- 0	HOME	0- 0	0- 0	2- 0				
1- 3	0- 2	0- 0	AWAY	0- 1	0- 0	1- 0				
0- 0	0- 0	0- 0	NEUTRAL	0- 0	0- 0	0- 0				
0- 0	0- 0	0- 0	CONFERENCE	0- 0	0- 0	0- 0				
0- 0	0- 0	0- 0	HOME	0- 0	0- 0	0- 0				
0- 0	0- 0	0- 0	AWAY	0- 0	0- 0	0- 0				
0- 0	0- 0	0- 0	NEUTRAL	0- 0	0- 0	0- 0				

RPI	S	Opponent	Score
5	A	Green Bay	55 70
24	A	Michigan	47 74

RPI	S	Opponent	Score
-----	---	----------	-------

RPI	S	Opponent	Score
67	A	Ohio St.	46 83

RPI	S	Opponent	Score
179	H	Massachusetts	63 41
281	H	North Dakota St.	74 59
341	A	Chicago St.	73 43

## LAST 12 Division I GAMES:

5	A	Green Bay	55	70	67	A	Ohio St.	46	83
341	A	Chicago St.	73	43					
24	A	Michigan	47	74					
281	H	North Dakota St.	74	59					
179	H	Massachusetts	63	41					

Non-Div I Games: Kentucky St. 70 45

Western Mich.

Average RPI Win:	120	WON-LOST	WINNING	LAST 10	STRENGTH OF	OPP. STRENGTH	TEAM	ADJ.	CONF.	ADJ CONF.
Average RPI Loss:	107	RECORD	PCT. RANK	GAMES	SCHEDULE	OF SCHEDULE	RPI	RPI	RPI	RPI
DIV. I ONLY	6- 2	60	2- 0	131	9	50	50	16	16	
DIV. I NON-CONF.	6- 2	61	2- 0	139	9	52	52	16	16	
TOTALS	RPI 1-25	RPI 26-50	W-L RECORDS	RPI 51-100	RPI 101-150	RPI 150+				
6- 2	0- 0	0- 1	OVERALL	4- 0	1- 0	1- 1				
4- 0	0- 0	0- 0	HOME	2- 0	1- 0	1- 0				
0- 1	0- 0	0- 0	AWAY	0- 0	0- 0	0- 1				
2- 1	0- 0	0- 1	NEUTRAL	2- 0	0- 0	0- 0				
6- 2	0- 0	0- 1	NON-CONFERENCE	4- 0	1- 0	1- 1				
4- 0	0- 0	0- 0	HOME	2- 0	1- 0	1- 0				
0- 1	0- 0	0- 0	AWAY	0- 0	0- 0	0- 1				
2- 1	0- 0	0- 1	NEUTRAL	2- 0	0- 0	0- 0				
0- 0	0- 0	0- 0	CONFERENCE	0- 0	0- 0	0- 0				
0- 0	0- 0	0- 0	HOME	0- 0	0- 0	0- 0				
0- 0	0- 0	0- 0	AWAY	0- 0	0- 0	0- 0				
0- 0	0- 0	0- 0	NEUTRAL	0- 0	0- 0	0- 0				

RPI 1-25				RPI 26-50		Team's RPI: 50		RPI 51-100				RPI 101+			
RPI	S	Opponent	Score	RPI	S	Opponent	Score	RPI	S	Opponent	Score	RPI	S	Opponent	Score
				37	N	FGCU	39 56	57	H	Creighton	65 56	139	H	Texas-Arlington	71 61
								67	N	Ohio St.	70 55	176	A	Eastern Wash.	58 86
								70	H	Kansas St.	51 48	295	H	Ark.-Pine Bluff	55 26
								89	N	Clemson	63 48				
LAST 12 Division I GAMES:															
139	H	Texas-Arlington	71 61	295	H	Ark.-Pine Bluff	55 26	70	H	Kansas St.	51 48				
57	H	Creighton	65 56					89	N	Clemson	63 48				
								67	N	Ohio St.	70 55				
								37	N	FGCU	39 56				
								176	A	Eastern Wash.	58 86				

Non-Div I Games:

Wichita St.

Average RPI Win: 245		WON-LOST	WINNING	LAST 10	STRENGTH OF	OPP. STRENGTH	TEAM	ADJ.	CONF.	ADJ CONF.
Average RPI Loss: 164		RECORD	PCT. RANK	GAMES	SCHEDULE	OF SCHEDULE	RPI	RPI	RPI	RPI
DIV. I ONLY		5- 3	109	5- 3	237	287	136	136	13	13
DIV. I NON-CONF.		5- 3	109	5- 3	240	288	138	138	13	13
TOTALS	RPI 1-25	RPI 26-50		W-L RECORDS		RPI 51-100	RPI 101-150	RPI 150+		
5- 3	0- 0	0- 0		OVERALL		0- 0	1- 2	4- 1		
3- 0	0- 0	0- 0		HOME		0- 0	1- 0	2- 0		
2- 3	0- 0	0- 0		AWAY		0- 0	0- 2	2- 1		
0- 0	0- 0	0- 0		NEUTRAL		0- 0	0- 0	0- 0		
5- 3	0- 0	0- 0		NON-CONFERENCE		0- 0	1- 2	4- 1		
3- 0	0- 0	0- 0		HOME		0- 0	1- 0	2- 0		
2- 3	0- 0	0- 0		AWAY		0- 0	0- 2	2- 1		
0- 0	0- 0	0- 0		NEUTRAL		0- 0	0- 0	0- 0		
0- 0	0- 0	0- 0		CONFERENCE		0- 0	0- 0	0- 0		
0- 0	0- 0	0- 0		HOME		0- 0	0- 0	0- 0		
0- 0	0- 0	0- 0		AWAY		0- 0	0- 0	0- 0		
0- 0	0- 0	0- 0		NEUTRAL		0- 0	0- 0	0- 0		

RPI 1-25				RPI 26-50				RPI 51-100				RPI 101+				Team's RPI: 136	
RPI	S	Opponent	Score	RPI	S	Opponent	Score	RPI	S	Opponent	Score	RPI	S	Opponent	Score		
												144	A	High Point	80	87	
												145	A	Old Dominion	58	65	
												146	H	VCU	56	48	
												204	A	La Salle	71	78	
												206	A	N.C. A&T	59	57	
												207	A	Radford	81	71	
												325	H	Loyola Maryland	72	71	
												339	H	Longwood	90	55	
LAST 12 Division I GAMES:																	
				204	A	La Salle	71	78	206	A	N.C. A&T	59	57				
				207	A	Radford	81	71	145	A	Old Dominion	58	65				
				339	H	Longwood	90	55	325	H	Loyola Maryland	72	71				
				146	H	VCU	56	48									
				144	A	High Point	80	87									

Non-Div I Games:

William & Mary

■ Loss, ■ Non-Conf, S Site, H Home A Away N Neutral

Average RPI Win:	216	WON-LOST	WINNING	LAST 10	STRENGTH OF	OPP. STRENGTH	TEAM	ADJ.	CONF.	ADJ CONF.
Average RPI Loss:	59	RECORD	PCT. RANK	GAMES	SCHEDULE	OF SCHEDULE	RPI	RPI	RPI	RPI
DIV. I ONLY	4- 3	132	4- 3	66	179	96	96	30	30	
DIV. I NON-CONF.	3- 3	154	3- 3	75	56	104	104	30	30	
TOTALS	RPI 1-25	RPI 26-50	W-L RECORDS	RPI 51-100	RPI 101-150	RPI 150+				
4- 3	0- 0	0- 0	OVERALL	1- 3	0- 0	3- 0				
3- 1	0- 0	0- 0	HOME	1- 1	0- 0	2- 0				
1- 2	0- 0	0- 0	AWAY	0- 2	0- 0	1- 0				
0- 0	0- 0	0- 0	NEUTRAL	0- 0	0- 0	0- 0				
3- 3	0- 0	0- 0	NON-CONFERENCE	1- 3	0- 0	2- 0				
2- 1	0- 0	0- 0	HOME	1- 1	0- 0	1- 0				
1- 2	0- 0	0- 0	AWAY	0- 2	0- 0	1- 0				
0- 0	0- 0	0- 0	NEUTRAL	0- 0	0- 0	0- 0				
1- 0	0- 0	0- 0	CONFERENCE	0- 0	0- 0	1- 0				
1- 0	0- 0	0- 0	HOME	0- 0	0- 0	1- 0				
0- 0	0- 0	0- 0	AWAY	0- 0	0- 0	0- 0				
0- 0	0- 0	0- 0	NEUTRAL	0- 0	0- 0	0- 0				

RPI 1-25			RPI 26-50			RPI 51-100			Team's RPI: 96	RPI 101+		
RPI	S	Opponent	Score	RPI	S	Opponent	Score	RPI	S	Opponent	Score	
						53	A Tennessee	48	81	173	H Davidson	75 60
						58	H Furman	55	73	286	A N.C. Central	71 63
						67	A Ohio St.	52	66	331	H Campbell	61 59
						75	H Auburn	56	54			
LAST 12 Division I GAMES:												
						75	H Auburn	56	54			
						286	A N.C. Central	71	63			
						53	A Tennessee	48	81			
						58	H Furman	55	73			
						173	H Davidson	75	60			
						67	A Ohio St.	52	66			
						331	H Campbell	61	59			

Non-Div I Games: Gallaudet 117 43

Winthrop

Average RPI Win:	255	WON-LOST	WINNING	LAST 10	STRENGTH OF	OPP. STRENGTH	TEAM	ADJ.	CONF.	ADJ CONF.
Average RPI Loss:	72	RECORD	PCT. RANK	GAMES	SCHEDULE	OF SCHEDULE	RPI	RPI	RPI	RPI
DIV. I ONLY	3- 6	229	3- 6	48	145	151	151	1	1	
DIV. I NON-CONF.	3- 6	226	3- 6	51	147	153	153	1	1	
TOTALS	RPI 1-25	RPI 26-50	W-L RECORDS	RPI 51-100	RPI 101-150	RPI 150+				
3- 6	0- 2	0- 1	OVERALL	0- 1	0- 1	3- 1				
2- 1	0- 0	0- 1	HOME	0- 0	0- 0	2- 0				
1- 3	0- 1	0- 0	AWAY	0- 0	0- 1	1- 1				
0- 2	0- 1	0- 0	NEUTRAL	0- 1	0- 0	0- 0				
3- 6	0- 2	0- 1	NON-CONFERENCE	0- 1	0- 1	3- 1				
2- 1	0- 0	0- 1	HOME	0- 0	0- 0	2- 0				
1- 3	0- 1	0- 0	AWAY	0- 0	0- 1	1- 1				
0- 2	0- 1	0- 0	NEUTRAL	0- 1	0- 0	0- 0				
0- 0	0- 0	0- 0	CONFERENCE	0- 0	0- 0	0- 0				
0- 0	0- 0	0- 0	HOME	0- 0	0- 0	0- 0				
0- 0	0- 0	0- 0	AWAY	0- 0	0- 0	0- 0				
0- 0	0- 0	0- 0	NEUTRAL	0- 0	0- 0	0- 0				

RPI 1-25				RPI 26-50				RPI 51-100				RPI 101+ Team's RPI: 151			
RPI	S	Opponent	Score	RPI	S	Opponent	Score	RPI	S	Opponent	Score	RPI	S	Opponent	Score
5	A	Green Bay	43 53	26	H	Vanderbilt	58 67	65	N	East Carolina	43 61	148	A	Drake	77 89
6	N	South Carolina	44 67									182	A	Florida	51 48
												183	A	Miami (FL)	54 66
												237	H	Marquette	89 64
												346	H	Illinois St.	71 60
LAST 12 Division I GAMES:															
5	A	Green Bay	43 53	237	H	Marquette	89 64								
182	A	Florida	51 48	183	A	Miami (FL)	54 66								
346	H	Illinois St.	71 60	65	N	East Carolina	43 61								
				6	N	South Carolina	44 67								
				148	A	Drake	77 89								
				26	H	Vanderbilt	58 67								

Non-Div I Games:

Wisconsin

WON-LOST				WINNING		LAST 10		STRENGTH OF		OPP. STRENGTH		TEAM		ADJ.		CONF.		ADJ CONF.	
Average RPI Win: 341		WON-LOST		WINNING		LAST 10		STRENGTH OF		OPP. STRENGTH		TEAM		ADJ.		CONF.		ADJ CONF.	
Average RPI Loss: 197		RECORD		PCT. RANK		GAMES		SCHEDULE		OF SCHEDULE		RPI		RPI		RPI		RPI	
DIV. I ONLY		2- 5		258		2- 5		241		349		305		305		15		15	
DIV. I NON-CONF.		2- 5		256		2- 5		244		349		304		304		15		15	
TOTALS		RPI 1-25		RPI 26-50		W-L RECORDS		RPI 51-100		RPI 101-150		RPI 150+							
2- 5		0- 0		0- 0		OVERALL		0- 0		0- 3		2- 2							
1- 2		0- 0		0- 0		HOME		0- 0		0- 0		1- 2							
1- 3		0- 0		0- 0		AWAY		0- 0		0- 3		1- 0							
0- 0		0- 0		0- 0		NEUTRAL		0- 0		0- 0		0- 0							
2- 5		0- 0		0- 0		NON-CONFERENCE		0- 0		0- 3		2- 2							
1- 2		0- 0		0- 0		HOME		0- 0		0- 0		1- 2							
1- 3		0- 0		0- 0		AWAY		0- 0		0- 3		1- 0							
0- 0		0- 0		0- 0		NEUTRAL		0- 0		0- 0		0- 0							
0- 0		0- 0		0- 0		CONFERENCE		0- 0		0- 0		0- 0							
0- 0		0- 0		0- 0		HOME		0- 0		0- 0		0- 0							
0- 0		0- 0		0- 0		AWAY		0- 0		0- 0		0- 0							
0- 0		0- 0		0- 0		NEUTRAL		0- 0		0- 0		0- 0							

RPI 1-25				RPI 26-50				RPI 51-100				RPI 101+				Team's RPI: 305				
RPI	S	Opponent	Score	RPI	S	Opponent	Score	RPI	S	Opponent	Score	RPI	S	Opponent	Score					
																117	A	Jacksonville St.	55	70
																132	A	Ohio	37	84
																141	A	Xavier	51	75
																282	H	Gardner-Webb	60	65
																311	H	South Carolina St.	53	59
																332	A	UNC Asheville	70	52
																349	H	Charleston So.	55	48
LAST 12 Division I GAMES:																				
332 A UNC Asheville								70	52	132 A Ohio								37	84	
311 H South Carolina St.								53	59	141 A Xavier								51	75	
282 H Gardner-Webb								60	65											
117 A Jacksonville St.								55	70											
349 H Charleston So.								55	48											

Non-Div I Games:       Montreal

87 36

Wofford

■ Loss, ■ Non-Conf, S Site, H Home A Away N Neutral



Average RPI Win:	275	WON-LOST	WINNING	LAST 10	STRENGTH OF	OPP. STRENGTH	TEAM	ADJ.	CONF.	ADJ CONF.
Average RPI Loss:	122	RECORD	PCT. RANK	GAMES	SCHEDULE	OF SCHEDULE	RPI	RPI	RPI	RPI
DIV. I ONLY	5- 2	74	5- 2	334	138	218	218	9	9	
DIV. I NON-CONF.	5- 2	73	5- 2	335	138	216	216	9	9	
TOTALS	RPI 1-25	RPI 26-50	W-L RECORDS	RPI 51-100	RPI 101-150	RPI 150+				
5- 2	0- 0	0- 1	OVERALL	1- 0	0- 0	4- 1				
3- 1	0- 0	0- 1	HOME	1- 0	0- 0	2- 0				
2- 1	0- 0	0- 0	AWAY	0- 0	0- 0	2- 1				
0- 0	0- 0	0- 0	NEUTRAL	0- 0	0- 0	0- 0				
5- 2	0- 0	0- 1	NON-CONFERENCE	1- 0	0- 0	4- 1				
3- 1	0- 0	0- 1	HOME	1- 0	0- 0	2- 0				
2- 1	0- 0	0- 0	AWAY	0- 0	0- 0	2- 1				
0- 0	0- 0	0- 0	NEUTRAL	0- 0	0- 0	0- 0				
0- 0	0- 0	0- 0	CONFERENCE	0- 0	0- 0	0- 0				
0- 0	0- 0	0- 0	HOME	0- 0	0- 0	0- 0				
0- 0	0- 0	0- 0	AWAY	0- 0	0- 0	0- 0				
0- 0	0- 0	0- 0	NEUTRAL	0- 0	0- 0	0- 0				

RPI 1-25				RPI 26-50				RPI 51-100				RPI 101+ Team's RPI: 218			
RPI	S	Opponent	Score	RPI	S	Opponent	Score	RPI	S	Opponent	Score	RPI	S	Opponent	Score
				31	H	Dayton	76 79	86	H	Southern Ill.	70 50	212	A	Butler	49 57
												308	H	Lamar	82 61
												318	A	Austin Peay	85 73
												329	A	Lipscomb	79 66
												334	H	Murray St.	75 68
LAST 12 Division I GAMES:															
				334	H	Murray St.	75 68	308	H	Lamar	82 61				
				329	A	Lipscomb	79 66	212	A	Butler	49 57				
				318	A	Austin Peay	85 73	31	H	Dayton	76 79				
								86	H	Southern Ill.	70 50				

Non-Div I Games:

Wright St.

Average RPI Win: 285		WON-LOST	WINNING	LAST 10	STRENGTH OF	OPP. STRENGTH	TEAM	ADJ.	CONF.	ADJ CONF.
Average RPI Loss: 115		RECORD	PCT. RANK	GAMES	SCHEDULE	OF SCHEDULE	RPI	RPI	RPI	RPI
DIV. I ONLY		3- 4	193	3- 4	283	201	261	261	21	21
DIV. I NON-CONF.		3- 4	189	3- 4	283	200	263	263	22	22
TOTALS	RPI 1-25	RPI 26-50		W-L RECORDS		RPI 51-100	RPI 101-150	RPI 150+		
3- 4	0- 0	0- 0		OVERALL		0- 0	0- 4	3- 0		
1- 2	0- 0	0- 0		HOME		0- 0	0- 2	1- 0		
1- 1	0- 0	0- 0		AWAY		0- 0	0- 1	1- 0		
1- 1	0- 0	0- 0		NEUTRAL		0- 0	0- 1	1- 0		
3- 4	0- 0	0- 0		NON-CONFERENCE		0- 0	0- 4	3- 0		
1- 2	0- 0	0- 0		HOME		0- 0	0- 2	1- 0		
1- 1	0- 0	0- 0		AWAY		0- 0	0- 1	1- 0		
1- 1	0- 0	0- 0		NEUTRAL		0- 0	0- 1	1- 0		
0- 0	0- 0	0- 0		CONFERENCE		0- 0	0- 0	0- 0		
0- 0	0- 0	0- 0		HOME		0- 0	0- 0	0- 0		
0- 0	0- 0	0- 0		AWAY		0- 0	0- 0	0- 0		
0- 0	0- 0	0- 0		NEUTRAL		0- 0	0- 0	0- 0		

RPI 1-25				RPI 26-50				RPI 51-100				RPI 101+				Team's RPI: 261	
RPI	S	Opponent	Score	RPI	S	Opponent	Score	RPI	S	Opponent	Score	RPI	S	Opponent	Score		
												103	H	Idaho	66	77	
												106	H	Gonzaga	56	70	
												108	N	Iowa St.	63	84	
												143	A	Montana St.	52	79	
												215	A	Montana	60	54	
												297	N	Howard	67	53	
												344	H	Denver	82	41	
LAST 12 Division I GAMES:																	
				106	H	Gonzaga	56	70	297	N	Howard	67	53				
				143	A	Montana St.	52	79	108	N	Iowa St.	63	84				
				215	A	Montana	60	54	103	H	Idaho	66	77				
									344	H	Denver	82	41				

Non-Div I Games:	Western St.	104	29	South Dakota Mines	77	41
------------------	-------------	-----	----	--------------------	----	----

Wyoming

■ Loss, ■ Non-Conf, S Site, H Home A Away N Neutral

Average RPI Win:	248	WON-LOST	WINNING	LAST 10	STRENGTH OF	OPP. STRENGTH	TEAM	ADJ.	CONF.	ADJ CONF.
Average RPI Loss:	42	RECORD	PCT. RANK	GAMES	SCHEDULE	OF SCHEDULE	RPI	RPI	RPI	RPI
DIV. I ONLY	7- 3	79	7- 3	269	75	141	141	10	10	
DIV. I NON-CONF.	7- 2	48	7- 2	325	62	169	169	10	10	
TOTALS	RPI 1-25	RPI 26-50	W-L RECORDS	RPI 51-100	RPI 101-150	RPI 150+				
7- 3	0- 1	0- 1	OVERALL	0- 1	0- 0	7- 0				
5- 1	0- 0	0- 0	HOME	0- 1	0- 0	5- 0				
2- 2	0- 1	0- 1	AWAY	0- 0	0- 0	2- 0				
0- 0	0- 0	0- 0	NEUTRAL	0- 0	0- 0	0- 0				
7- 2	0- 1	0- 0	NON-CONFERENCE	0- 1	0- 0	7- 0				
5- 1	0- 0	0- 0	HOME	0- 1	0- 0	5- 0				
2- 1	0- 1	0- 0	AWAY	0- 0	0- 0	2- 0				
0- 0	0- 0	0- 0	NEUTRAL	0- 0	0- 0	0- 0				
0- 1	0- 0	0- 1	CONFERENCE	0- 0	0- 0	0- 0				
0- 0	0- 0	0- 0	HOME	0- 0	0- 0	0- 0				
0- 1	0- 0	0- 1	AWAY	0- 0	0- 0	0- 0				
0- 0	0- 0	0- 0	NEUTRAL	0- 0	0- 0	0- 0				

RPI 1-25				RPI 26-50				RPI 51-100				RPI 101+ Team's RPI: 141			
RPI	S	Opponent	Score	RPI	S	Opponent	Score	RPI	S	Opponent	Score	RPI	S	Opponent	Score
10	A	Middle Tenn.	68 90	30	A	St. John's (NY)	42 65	85	H	Virginia	62 71	152	H	Presbyterian	45 43
												192	H	Robert Morris	70 65
												197	H	Monmouth	61 45
												267	A	Binghamton	89 71
												295	H	Ark.-Pine Bluff	89 52
												305	H	Wofford	75 51
												327	A	Cincinnati	72 71
LAST 12 Division I GAMES:															
10	A	Middle Tenn.	68 90	327	A	Cincinnati	72 71								
30	A	St. John's (NY)	42 65	197	H	Monmouth	61 45								
192	H	Robert Morris	70 65	295	H	Ark.-Pine Bluff	89 52								
152	H	Presbyterian	45 43	305	H	Wofford	75 51								
267	A	Binghamton	89 71												
85	H	Virginia	62 71												

Non-Div I Games:

Xavier

Average RPI Win:	251	WON-LOST	WINNING	LAST 10	STRENGTH OF	OPP. STRENGTH	TEAM	ADJ.	CONF.	ADJ CONF.
Average RPI Loss:	83	RECORD	PCT. RANK	GAMES	SCHEDULE	OF SCHEDULE	RPI	RPI	RPI	RPI
DIV. I ONLY	3- 4	193	3- 4	68	223	181	181	11	11	
DIV. I NON-CONF.	3- 4	189	3- 4	73	225	183	183	11	11	
TOTALS	RPI 1-25	RPI 26-50	W-L RECORDS	RPI 51-100	RPI 101-150	RPI 150+				
3- 4	0- 1	0- 1	OVERALL	0- 0	0- 1	3- 1				
3- 1	0- 0	0- 1	HOME	0- 0	0- 0	3- 0				
0- 2	0- 1	0- 0	AWAY	0- 0	0- 0	0- 1				
0- 1	0- 0	0- 0	NEUTRAL	0- 0	0- 1	0- 0				
3- 4	0- 1	0- 1	NON-CONFERENCE	0- 0	0- 1	3- 1				
3- 1	0- 0	0- 1	HOME	0- 0	0- 0	3- 0				
0- 2	0- 1	0- 0	AWAY	0- 0	0- 0	0- 1				
0- 1	0- 0	0- 0	NEUTRAL	0- 0	0- 1	0- 0				
0- 0	0- 0	0- 0	CONFERENCE	0- 0	0- 0	0- 0				
0- 0	0- 0	0- 0	HOME	0- 0	0- 0	0- 0				
0- 0	0- 0	0- 0	AWAY	0- 0	0- 0	0- 0				
0- 0	0- 0	0- 0	NEUTRAL	0- 0	0- 0	0- 0				

RPI 1-25				RPI 26-50				RPI 51-100				RPI 101+ Team's RPI: 181			
RPI	S	Opponent	Score	RPI	S	Opponent	Score	RPI	S	Opponent	Score	RPI	S	Opponent	Score
19	A	Washington	51 81	30	H	St. John's (NY)	50 61					127	N	Boise St.	53 59
												156	A	UMass Lowell	72 80
												197	H	Monmouth	62 58
												266	H	Holy Cross	83 70
												289	H	Boston U.	66 59
LAST 12 Division I GAMES:															
19	A	Washington	51 81	156	A	UMass Lowell	72 80								
266	H	Holy Cross	83 70	289	H	Boston U.	66 59								
30	H	St. John's (NY)	50 61	197	H	Monmouth	62 58								
				127	N	Boise St.	53 59								

Non-Div I Games: Alas. Anchorage 63 72

Yale

Average RPI Win:	197	WON-LOST	WINNING	LAST 10	STRENGTH OF	OPP. STRENGTH	TEAM	ADJ.	CONF.	ADJ CONF.
Average RPI Loss:	0	RECORD	PCT. RANK	GAMES	SCHEDULE	OF SCHEDULE	RPI	RPI	RPI	RPI
DIV. I ONLY	7- 0	1	7- 0	257	98	52	52	9	9	
DIV. I NON-CONF.	7- 0	1	7- 0	261	99	54	54	9	9	
TOTALS	RPI 1-25	RPI 26-50	W-L RECORDS	RPI 51-100	RPI 101-150	RPI 150+				
7- 0	0- 0	0- 0	OVERALL	1- 0	1- 0	5- 0				
2- 0	0- 0	0- 0	HOME	1- 0	0- 0	1- 0				
4- 0	0- 0	0- 0	AWAY	0- 0	0- 0	4- 0				
1- 0	0- 0	0- 0	NEUTRAL	0- 0	1- 0	0- 0				
7- 0	0- 0	0- 0	NON-CONFERENCE	1- 0	1- 0	5- 0				
2- 0	0- 0	0- 0	HOME	1- 0	0- 0	1- 0				
4- 0	0- 0	0- 0	AWAY	0- 0	0- 0	4- 0				
1- 0	0- 0	0- 0	NEUTRAL	0- 0	1- 0	0- 0				
0- 0	0- 0	0- 0	CONFERENCE	0- 0	0- 0	0- 0				
0- 0	0- 0	0- 0	HOME	0- 0	0- 0	0- 0				
0- 0	0- 0	0- 0	AWAY	0- 0	0- 0	0- 0				
0- 0	0- 0	0- 0	NEUTRAL	0- 0	0- 0	0- 0				

RPI 1-25			RPI 26-50			RPI 51-100			Team's RPI: 52	RPI 101+		
RPI	S	Opponent	Score	RPI	S	Opponent	Score	RPI	S	Opponent	Score	
						71	H Bucknell	69	54	107	N Nicholls St.	51 50
										194	H Niagara	83 61
										207	A Radford	70 44
										253	A Canisius	80 48
										260	A Tennessee St.	73 66
										288	A Kent St.	68 49
LAST 12 Division I GAMES:												
253	A	Canisius	80 48	71	H	Bucknell	69 54	207	A	Radford	70 44	
260	A	Tennessee St.	73 66	288	A	Kent St.	68 49	194	H	Niagara	83 61	
107	N	Nicholls St.	51 50									

Non-Div I Games: Oberlin 92 43

Youngstown St.