

Average RPI Win: 317		WON-LOST	WINNING	LAST 10	STRENGTH OF	OPP. STRENGTH	TEAM	ADJ.	CONF.	ADJ CONF.
Average RPI Loss: 147		RECORD	PCT. RANK	GAMES	SCHEDULE	OF SCHEDULE	RPI	RPI	RPI	RPI
DIV. I ONLY		3- 3	163	3-3	305	248	221	221	26	26
DIV. I NON-CONF.		3- 3	163	3-3	305	250	222	222	26	26
TOTALS		RPI 1-25	RPI 26-50	W-L RECORDS	RPI 51-100	RPI 101-150	RPI 150+			
3- 3	0- 1		0- 0	OVERALL	0- 0	0- 0	3- 2			
1- 0	0- 0		0- 0	HOME	0- 0	0- 0	1- 0			
1- 3	0- 1		0- 0	AWAY	0- 0	0- 0	1- 2			
1- 0	0- 0		0- 0	NEUTRAL	0- 0	0- 0	1- 0			
3- 3	0- 1		0- 0	NON-CONFERENCE	0- 0	0- 0	3- 2			
1- 0	0- 0		0- 0	HOME	0- 0	0- 0	1- 0			
1- 3	0- 1		0- 0	AWAY	0- 0	0- 0	1- 2			
1- 0	0- 0		0- 0	NEUTRAL	0- 0	0- 0	1- 0			
0- 0	0- 0		0- 0	CONFERENCE	0- 0	0- 0	0- 0			
0- 0	0- 0		0- 0	HOME	0- 0	0- 0	0- 0			
0- 0	0- 0		0- 0	AWAY	0- 0	0- 0	0- 0			
0- 0	0- 0		0- 0	NEUTRAL	0- 0	0- 0	0- 0			

[illegible]

Non-Div I Games:	UNKNOWN	75	55	Huston-Tillotson	63	49	Texas Wesleyan	90	52
------------------	---------	----	----	------------------	----	----	----------------	----	----

A&M-Corpus Christi

■ Loss, ■ Non-Conf, S Site, H Home A Away N Neutral

Through Games of Dec. 17, 1919				Through Games of Dec. 17, 1919					
Average RPI Win: 168	WON-LOST	WINNING	LAST 10	STRENGTH OF	OPP. STRENGTH	TEAM	ADJ.	CONF.	ADJ CONF.
Average RPI Loss: 55	RECORD	PCT. RANK	GAMES	SCHEDULE	OF SCHEDULE	RPI	RPI	RPI	RPI
DIV. I ONLY	3- 1	61	3-1	96	64	31	31	26	26
DIV. I NON-CONF.	3- 1	61	3-1	95	64	31	31	26	26

TOTALS	RPI 1-25	RPI 26-50	W-L RECORDS	RPI 51-100	RPI 101-150	RPI 150+
3- 1	0- 0	0- 0	OVERALL	1- 1	0- 0	2- 0
1- 0	0- 0	0- 0	HOME	0- 0	0- 0	1- 0
2- 1	0- 0	0- 0	AWAY	1- 1	0- 0	1- 0
0- 0	0- 0	0- 0	NEUTRAL	0- 0	0- 0	0- 0
3- 1	0- 0	0- 0	NON-CONFERENCE	1- 1	0- 0	2- 0
1- 0	0- 0	0- 0	HOME	0- 0	0- 0	1- 0
2- 1	0- 0	0- 0	AWAY	1- 1	0- 0	1- 0
0- 0	0- 0	0- 0	NEUTRAL	0- 0	0- 0	0- 0
0- 0	0- 0	0- 0	CONFERENCE	0- 0	0- 0	0- 0
0- 0	0- 0	0- 0	HOME	0- 0	0- 0	0- 0
0- 0	0- 0	0- 0	AWAY	0- 0	0- 0	0- 0
0- 0	0- 0	0- 0	NEUTRAL	0- 0	0- 0	0- 0

RPI 1-25			RPI 26-50			Team's RPI: 31			RPI 51-100			RPI 101+			
RPI	S	Opponent	Score	RPI	S	Opponent	Score	RPI	S	Opponent	Score	RPI	S	Opponent	Score
								55	A	Oklahoma	65 78	168	A	Portland	76 69
								91	A	Wright St.	83 64	244	H	Tulsa	73 63
LAST 10 Division I															
								244	H	Tulsa	73 63				
								168	A	Portland	76 69				
								55	A	Oklahoma	65 78				
								91	A	Wright St.	83 64				

Non-Div I Games:	Howard Payne	96	38	Schreiner	110	37	Southwest (NM)	104	52	McMurry	111	43	Abilene Christian
------------------	--------------	----	----	-----------	-----	----	----------------	-----	----	---------	-----	----	-------------------

■ Loss, ■ Non-Conf, S Site, H Home A Away N Neutral

Air Force

Through Games Of Dec. 14, 2019

Average RPI Win:	313	WON-LOST	WINNING	LAST 10	STRENGTH OF	OPP. STRENGTH	TEAM	ADJ.	CONF.	ADJ CONF.
Average RPI Loss:	176	RECORD	PCT. RANK	GAMES	SCHEDULE	OF SCHEDULE	RPI	RPI	RPI	RPI
DIV. I ONLY	2- 8	296	2-8	167	320	295	295	19	19	
DIV. I NON-CONF.	1- 7	315	1-7	193	295	322	322	21	21	
TOTALS	RPI 1-25	RPI 26-50	W-L RECORDS	RPI 51-100	RPI 101-150	RPI 150+				
2- 8	0- 0	0- 0	OVERALL	0- 1	0- 1	2- 6				
1- 4	0- 0	0- 0	HOME	0- 0	0- 1	1- 3				
1- 4	0- 0	0- 0	AWAY	0- 1	0- 0	1- 3				
0- 0	0- 0	0- 0	NEUTRAL	0- 0	0- 0	0- 0				
1- 7	0- 0	0- 0	NON-CONFERENCE	0- 1	0- 0	1- 6				
1- 3	0- 0	0- 0	HOME	0- 0	0- 0	1- 3				
0- 4	0- 0	0- 0	AWAY	0- 1	0- 0	0- 3				
0- 0	0- 0	0- 0	NEUTRAL	0- 0	0- 0	0- 0				
1- 1	0- 0	0- 0	CONFERENCE	0- 0	0- 1	1- 0				
0- 1	0- 0	0- 0	HOME	0- 0	0- 1	0- 0				
1- 0	0- 0	0- 0	AWAY	0- 0	0- 0	1- 0				
0- 0	0- 0	0- 0	NEUTRAL	0- 0	0- 0	0- 0				

RPI 1-25				RPI 26-50				RPI 51-100				RPI 101+				Team's RPI: 295	
RPI	S	Opponent	Score	RPI	S	Opponent	Score	RPI	S	Opponent	Score	RPI	S	Opponent	Score		
								63	A	Arizona St.	56	87	142	H	Wyoming	63	65
													168	H	Portland	56	72
													170	A	Navy	59	67
													181	A	Northern Colo.	62	72
													205	H	San Diego	59	70
													217	A	Tennessee	54	81
													260	H	Army West Point	66	68
													301	H	NJIT	68	48
													324	A	Nevada	68	61
LAST 10 Division I																	
				324	A	Nevada	68	61		181	A	Northern Colo.	62	72			
				142	H	Wyoming	63	65		205	H	San Diego	59	70			
				217	A	Tennessee	54	81		260	H	Army West Point	66	68			
				170	A	Navy	59	67		301	H	NJIT	68	48			
				168	H	Portland	56	72		63	A	Arizona St.	56	87			

Non-Div I Games:

Air Force

Loss, Non-Conf, S Site, H Home A Away N Neutral

Average RPI Win:	280	WON-LOST	WINNING	LAST 10	STRENGTH OF	OPP. STRENGTH	TEAM	ADJ.	CONF.	ADJ CONF.
Average RPI Loss:	92	RECORD	PCT. RANK	GAMES	SCHEDULE	OF SCHEDULE	RPI	RPI	RPI	RPI
DIV. I ONLY	4- 4	163	4-4	134	272	166	166	11	11	
DIV. I NON-CONF.	4- 4	163	4-4	133	273	164	164	11	11	
TOTALS	RPI 1-25	RPI 26-50	W-L RECORDS	RPI 51-100	RPI 101-150	RPI 150+				
4- 4	0- 0	0- 1	OVERALL	0- 1	0- 2	4- 0				
2- 2	0- 0	0- 1	HOME	0- 0	0- 1	2- 0				
2- 2	0- 0	0- 0	AWAY	0- 1	0- 1	2- 0				
0- 0	0- 0	0- 0	NEUTRAL	0- 0	0- 0	0- 0				
4- 4	0- 0	0- 1	NON-CONFERENCE	0- 1	0- 2	4- 0				
2- 2	0- 0	0- 1	HOME	0- 0	0- 1	2- 0				
2- 2	0- 0	0- 0	AWAY	0- 1	0- 1	2- 0				
0- 0	0- 0	0- 0	NEUTRAL	0- 0	0- 0	0- 0				
0- 0	0- 0	0- 0	CONFERENCE	0- 0	0- 0	0- 0				
0- 0	0- 0	0- 0	HOME	0- 0	0- 0	0- 0				
0- 0	0- 0	0- 0	AWAY	0- 0	0- 0	0- 0				
0- 0	0- 0	0- 0	NEUTRAL	0- 0	0- 0	0- 0				

RPI 1-25				RPI 26-50				RPI 51-100				RPI 101+				Team's RPI: 166	
RPI	S	Opponent	Score	RPI	S	Opponent	Score	RPI	S	Opponent	Score	RPI	S	Opponent	Score		
				42	H	Michigan	71 80	78	A	Butler	55 76	101	H	Duquesne	63 88		
												146	A	Cleveland St.	62 66		
												162	H	Youngstown St.	91 62		
												294	A	St. Bonaventure	63 54		
												331	A	Detroit Mercy	81 60		
												333	H	Purdue Fort Wayne	64 53		
LAST 10 Division I																	
				78	A	Butler	55 76	42	H	Michigan	71 80						
				101	H	Duquesne	63 88	333	H	Purdue Fort Wayne	64 53						
				146	A	Cleveland St.	62 66	294	A	St. Bonaventure	63 54						
				331	A	Detroit Mercy	81 60										
				162	H	Youngstown St.	91 62										

Non-Div I Games:

Akron

■ Loss,
 ■ Non-Conf, S Site,
 ■ Home
 ■ Away
 N Neutral

Albama

Alabama

Alabama

Page 5

Average RPI Win:	307	WON-LOST	WINNING	LAST 10	STRENGTH OF	OPP. STRENGTH	TEAM	ADJ.	CONF.	ADJ CONF.
Average RPI Loss:	154	RECORD	PCT. RANK	GAMES	SCHEDULE	OF SCHEDULE	RPI	RPI	RPI	RPI
DIV. I ONLY	3- 5	221	3-5	196	318	225	225	28	28	
DIV. I NON-CONF.	3- 5	221	3-5	196	319	226	226	28	28	
TOTALS	RPI 1-25	RPI 26-50	W-L RECORDS	RPI 51-100	RPI 101-150	RPI 150+				
3- 5	0- 0	0- 0	OVERALL	0- 2	0- 1	3- 2				
0- 2	0- 0	0- 0	HOME	0- 1	0- 1	0- 0				
3- 2	0- 0	0- 0	AWAY	0- 1	0- 0	3- 1				
0- 1	0- 0	0- 0	NEUTRAL	0- 0	0- 0	0- 1				
3- 5	0- 0	0- 0	NON-CONFERENCE	0- 2	0- 1	3- 2				
0- 2	0- 0	0- 0	HOME	0- 1	0- 1	0- 0				
3- 2	0- 0	0- 0	AWAY	0- 1	0- 0	3- 1				
0- 1	0- 0	0- 0	NEUTRAL	0- 0	0- 0	0- 1				
0- 0	0- 0	0- 0	CONFERENCE	0- 0	0- 0	0- 0				
0- 0	0- 0	0- 0	HOME	0- 0	0- 0	0- 0				
0- 0	0- 0	0- 0	AWAY	0- 0	0- 0	0- 0				
0- 0	0- 0	0- 0	NEUTRAL	0- 0	0- 0	0- 0				

RPI 1-25			RPI 26-50			RPI 51-100			RPI 101+			Team's RPI: 225
RPI	S	Opponent	Score	RPI	S	Opponent	Score	RPI	S	Opponent	Score	
						83 A Nebraska	46 68	123 H Austin Peay		61 67		
						94 H North Florida	64 73	234 A California Baptist		55 60		
								237 N North Ala.		65 80		
								284 A Denver		86 83		
								314 A San Diego St.		61 53		
								322 A Georgia St.		67 52		
LAST 10 Division I												
322 A		Georgia St.	67 52	123 H		Austin Peay	61 67					
94 H		North Florida	64 73	284 A		Denver	86 83					
234 A		California Baptist	55 60	237 N		North Ala.	65 80					
314 A		San Diego St.	61 53									
83 A		Nebraska	46 68									

Non-Div I Games:

Alabama A&M

■ Loss,
 ■ Non-Conf, S Site,
 ■ Home
 ■ Away
 N Neutral

Average RPI Win:	340	WON-LOST	WINNING	LAST 10	STRENGTH OF	OPP. STRENGTH	TEAM	ADJ.	CONF.	ADJ CONF.
Average RPI Loss:	106	RECORD	PCT. RANK	GAMES	SCHEDULE	OF SCHEDULE	RPI	RPI	RPI	RPI
DIV. I ONLY	1- 6	308	1-6	135	101	278	278	28	28	
DIV. I NON-CONF.	1- 6	307	1-6	135	101	279	279	28	28	
TOTALS	RPI 1-25	RPI 26-50	W-L RECORDS	RPI 51-100	RPI 101-150	RPI 150+				
1- 6	0- 2	0- 0	OVERALL	0- 1	0- 1	1- 2				
1- 1	0- 0	0- 0	HOME	0- 0	0- 0	1- 1				
0- 5	0- 2	0- 0	AWAY	0- 1	0- 1	0- 1				
0- 0	0- 0	0- 0	NEUTRAL	0- 0	0- 0	0- 0				
1- 6	0- 2	0- 0	NON-CONFERENCE	0- 1	0- 1	1- 2				
1- 1	0- 0	0- 0	HOME	0- 0	0- 0	1- 1				
0- 5	0- 2	0- 0	AWAY	0- 1	0- 1	0- 1				
0- 0	0- 0	0- 0	NEUTRAL	0- 0	0- 0	0- 0				
0- 0	0- 0	0- 0	CONFERENCE	0- 0	0- 0	0- 0				
0- 0	0- 0	0- 0	HOME	0- 0	0- 0	0- 0				
0- 0	0- 0	0- 0	AWAY	0- 0	0- 0	0- 0				
0- 0	0- 0	0- 0	NEUTRAL	0- 0	0- 0	0- 0				

RPI 1-25				RPI 26-50				RPI 51-100				RPI 101+				Team's RPI: 278
RPI	S	Opponent	Score	RPI	S	Opponent	Score	RPI	S	Opponent	Score	RPI	S	Opponent	Score	
12	A	DePaul	76 105					73	A	Wisconsin	67 85	148	A	South Fla.	29 80	
16	A	South Carolina	43 103									187	A	Clemson	43 76	
												199	H	Samford	48 83	
												340	H	Jacksonville St.	68 63	
LAST 10 Division I																
187	A	Clemson	43 76	12	A	DePaul	76 105	73	A	Wisconsin	67 85	148	A	South Fla.	29 80	
16	A	South Carolina	43 103									199	H	Samford	48 83	
												340	H	Jacksonville St.	68 63	

Non-Div I Games: Mobile 76 66 Paine 84 58

Alabama St.

■ Loss,
 ■ Non-Conf,
 ■ S Site,
 ■ Home
 ■ A Away
 N Neutral

Albany (NY)

Through Games Of Dec. 14, 2019

Average RPI Win:	276	WON-LOST	WINNING	LAST 10	STRENGTH OF	OPP. STRENGTH	TEAM	ADJ.	CONF.	ADJ CONF.
Average RPI Loss:	174	RECORD	PCT. RANK	GAMES	SCHEDULE	OF SCHEDULE	RPI	RPI	RPI	RPI
DIV. I ONLY	3- 7	244	3-7	315	181	306	306	27	27	
DIV. I NON-CONF.	3- 7	245	3-7	315	179	306	306	27	27	
TOTALS	RPI 1-25	RPI 26-50	W-L RECORDS	RPI 51-100	RPI 101-150	RPI 150+				
3- 7	0- 0	0- 0	OVERALL	0- 1	0- 2	3- 4				
1- 4	0- 0	0- 0	HOME	0- 0	0- 1	1- 3				
2- 3	0- 0	0- 0	AWAY	0- 1	0- 1	2- 1				
0- 0	0- 0	0- 0	NEUTRAL	0- 0	0- 0	0- 0				
3- 7	0- 0	0- 0	NON-CONFERENCE	0- 1	0- 2	3- 4				
1- 4	0- 0	0- 0	HOME	0- 0	0- 1	1- 3				
2- 3	0- 0	0- 0	AWAY	0- 1	0- 1	2- 1				
0- 0	0- 0	0- 0	NEUTRAL	0- 0	0- 0	0- 0				
0- 0	0- 0	0- 0	CONFERENCE	0- 0	0- 0	0- 0				
0- 0	0- 0	0- 0	HOME	0- 0	0- 0	0- 0				
0- 0	0- 0	0- 0	AWAY	0- 0	0- 0	0- 0				
0- 0	0- 0	0- 0	NEUTRAL	0- 0	0- 0	0- 0				

RPI S	Opponent	Score	RPI S	Opponent	Score	RPI S	Opponent	Score	RPI S	Opponent	Score	Team's RPI: 306
						99	A Marist	52 76	111	A Syracuse	53 75	
									150	H Cornell	51 71	
									158	H Columbia	82 78	
									200	A Siena	46 52	
									209	H Boston U.	58 60	
									219	H St. Francis Brooklyn	41 49	
									228	H Lafayette	47 54	
									327	A Canisius	70 53	
									342	A Central Conn. St.	73 63	
LAST 10 Division I												
219	H St. Francis Brooklyn	41 49	327	A Canisius	70 53							
200	A Siena	46 52	228	H Lafayette	47 54							
342	A Central Conn. St.	73 63	209	H Boston U.	58 60							
150	H Cornell	51 71	111	A Syracuse	53 75							
158	H Columbia	82 78	99	A Marist	52 76							

Non-Div I Games: FDU-Florham 81 21

Albany (NY)

Loss, Non-Conf, S Site, H Home A Away N Neutral

Average RPI Loss: 182

Average RPI Win:	340	WON-LOST	WINNING	LAST 10	STRENGTH OF	OPP. STRENGTH	TEAM	ADJ.	CONF.	ADJ CONF.
Average RPI Loss:	182	RECORD	PCT. RANK	GAMES	SCHEDULE	OF SCHEDULE	RPI	RPI	RPI	RPI
DIV. I ONLY	2- 6	276	2-6	324	202	318	318	28	28	
DIV. I NON-CONF.	2- 6	276	2-6	325	201	317	317	28	28	

TOTALS	RPI 1-25	RPI 26-50	W-L RECORDS	RPI 51-100	RPI 101-150	RPI 150+				
2- 6	0- 0	0- 0	OVERALL	0- 0	0- 2	2- 4				
1- 0	0- 0	0- 0	HOME	0- 0	0- 0	1- 0				
1- 4	0- 0	0- 0	AWAY	0- 0	0- 2	1- 2				
0- 2	0- 0	0- 0	NEUTRAL	0- 0	0- 0	0- 2				
2- 6	0- 0	0- 0	NON-CONFERENCE	0- 0	0- 2	2- 4				
1- 0	0- 0	0- 0	HOME	0- 0	0- 0	1- 0				
1- 4	0- 0	0- 0	AWAY	0- 0	0- 2	1- 2				
0- 2	0- 0	0- 0	NEUTRAL	0- 0	0- 0	0- 2				
0- 0	0- 0	0- 0	CONFERENCE	0- 0	0- 0	0- 0				
0- 0	0- 0	0- 0	HOME	0- 0	0- 0	0- 0				
0- 0	0- 0	0- 0	AWAY	0- 0	0- 0	0- 0				
0- 0	0- 0	0- 0	NEUTRAL	0- 0	0- 0	0- 0				

RPI 1-25				RPI 26-50				RPI 51-100				RPI 101+				Team's RPI: 318	
RPI	S	Opponent	Score	RPI	S	Opponent	Score	RPI	S	Opponent	Score	RPI	S	Opponent	Score		
												134	A	North Texas	31	67	
												135	A	Memphis	51	57	
												159	A	SFA	62	67	
												187	N	Clemson	46	77	
												197	A	UTEP	47	92	
												279	N	Ole Miss	55	73	
												329	A	Tennessee St.	62	57	
												350	H	Florida A&M	58	42	
LAST 10 Division I																	
				350	H	Florida A&M	58 42	329	A	Tennessee St.	62 57						
				187	N	Clemson	46 77	197	A	UTEP	47 92						
				279	N	Ole Miss	55 73	134	A	North Texas	31 67						
								159	A	SFA	62 67						
								135	A	Memphis	51 57						

Non-Div I Games:	Tougaloo	85	61	Louisiana Col.	86	50
------------------	----------	----	----	----------------	----	----

Alcorn

■ Loss, ■ Non-Conf, S Site, H Home A Away N Neutral

Average RPI Win:	226	WON-LOST	WINNING	LAST 10	STRENGTH OF	OPP. STRENGTH	TEAM	ADJ.	CONF.	ADJ CONF.
Average RPI Loss:	145	RECORD	PCT. RANK	GAMES	SCHEDULE	OF SCHEDULE	RPI	RPI	RPI	RPI
DIV. I ONLY	2- 6	276	2-6	141	237	268	268	14	14	
DIV. I NON-CONF.	2- 6	276	2-6	142	237	269	269	14	14	
TOTALS	RPI 1-25	RPI 26-50	W-L RECORDS	RPI 51-100	RPI 101-150	RPI 150+				
2- 6	0- 0	0- 1	OVERALL	0- 1	1- 1	1- 3				
2- 1	0- 0	0- 1	HOME	0- 0	1- 0	1- 0				
0- 4	0- 0	0- 0	AWAY	0- 0	0- 1	0- 3				
0- 1	0- 0	0- 0	NEUTRAL	0- 1	0- 0	0- 0				
2- 6	0- 0	0- 1	NON-CONFERENCE	0- 1	1- 1	1- 3				
2- 1	0- 0	0- 1	HOME	0- 0	1- 0	1- 0				
0- 4	0- 0	0- 0	AWAY	0- 0	0- 1	0- 3				
0- 1	0- 0	0- 0	NEUTRAL	0- 1	0- 0	0- 0				
0- 0	0- 0	0- 0	CONFERENCE	0- 0	0- 0	0- 0				
0- 0	0- 0	0- 0	HOME	0- 0	0- 0	0- 0				
0- 0	0- 0	0- 0	AWAY	0- 0	0- 0	0- 0				
0- 0	0- 0	0- 0	NEUTRAL	0- 0	0- 0	0- 0				

RPI 1-25				RPI 26-50				RPI 51-100				RPI 101+				Team's RPI: 268	
RPI	S	Opponent	Score	RPI	S	Opponent	Score	RPI	S	Opponent	Score	RPI	S	Opponent	Score		
				40	H	Minnesota	53 70	95	N	Buffalo	55 73	105	A	Ohio	69 81		
												149	H	Villanova	76 54		
												172	A	George Mason	55 73		
												191	A	Saint Joseph's	51 72		
												269	A	Towson	60 63		
												302	H	High Point	56 48		
LAST 10 Division I																	
				40	H	Minnesota	53 70	302	H	High Point	56 48						
				95	N	Buffalo	55 73	149	H	Villanova	76 54						
				191	A	Saint Joseph's	51 72	105	A	Ohio	69 81						
				269	A	Towson	60 63										
				172	A	George Mason	55 73										

Non-Div I Games:

American

■ Loss,
 ■ Non-Conf,
 S Site,
 ■ Home
 ■ Away
 N Neutral

Average RPI Win:	308	WON-LOST	WINNING	LAST 10	STRENGTH OF	OPP. STRENGTH	TEAM	ADJ.	CONF.	ADJ CONF.
Average RPI Loss:	162	RECORD	PCT. RANK	GAMES	SCHEDULE	OF SCHEDULE	RPI	RPI	RPI	RPI
DIV. I ONLY	2- 6	276	2-6	236	208	288	288	23	23	
DIV. I NON-CONF.	2- 6	276	2-6	236	207	288	288	23	23	
TOTALS	RPI 1-25	RPI 26-50	W-L RECORDS	RPI 51-100	RPI 101-150	RPI 150+				
2- 6	0- 1	0- 1	OVERALL	0- 0	0- 0	2- 4				
1- 2	0- 0	0- 0	HOME	0- 0	0- 0	1- 2				
1- 4	0- 1	0- 1	AWAY	0- 0	0- 0	1- 2				
0- 0	0- 0	0- 0	NEUTRAL	0- 0	0- 0	0- 0				
2- 6	0- 1	0- 1	NON-CONFERENCE	0- 0	0- 0	2- 4				
1- 2	0- 0	0- 0	HOME	0- 0	0- 0	1- 2				
1- 4	0- 1	0- 1	AWAY	0- 0	0- 0	1- 2				
0- 0	0- 0	0- 0	NEUTRAL	0- 0	0- 0	0- 0				
0- 0	0- 0	0- 0	CONFERENCE	0- 0	0- 0	0- 0				
0- 0	0- 0	0- 0	HOME	0- 0	0- 0	0- 0				
0- 0	0- 0	0- 0	AWAY	0- 0	0- 0	0- 0				
0- 0	0- 0	0- 0	NEUTRAL	0- 0	0- 0	0- 0				

RPI 1-25				RPI 26-50				RPI 51-100				RPI 101+ Team's RPI: 288			
RPI	S	Opponent	Score	RPI	S	Opponent	Score	RPI	S	Opponent	Score	RPI	S	Opponent	Score
16	A	South Carolina	50 92	42	A	Michigan	35 62					177	H	Gardner-Webb	56 67
												226	A	Elon	66 67
												249	A	VCU	38 66
												264	H	ETSU	61 67
												292	H	Mercer	77 68
												323	A	Wofford	54 51
LAST 10 Division I															
292	H	Mercer	77 68	42	A	Michigan	35 62								
264	H	ETSU	61 67	323	A	Wofford	54 51								
177	H	Gardner-Webb	56 67	249	A	VCU	38 66								
16	A	South Carolina	50 92												
226	A	Elon	66 67												

Non-Div I Games:

Appalachian St.

■ Loss,
 ■ Non-Conf, S Site,
 ■ Home
 ■ Away
 N Neutral

Average RPI Win: 214		WON-LOST	WINNING	LAST 10	STRENGTH OF	OPP. STRENGTH	TEAM	ADJ.	CONF.	ADJ CONF.
Average RPI Loss: 0		RECORD	PCT. RANK	GAMES	SCHEDULE	OF SCHEDULE	RPI	RPI	RPI	RPI
DIV. I ONLY		10- 0	1	10-0	299	98	64	64	2	2
DIV. I NON-CONF.		10- 0	1	10-0	299	98	65	65	2	2
TOTALS	RPI 1-25		RPI 26-50		W-L RECORDS		RPI 51-100		RPI 101-150	RPI 150+
10- 0	0- 0		0- 0		OVERALL		0- 0		4- 0	6- 0
6- 0	0- 0		0- 0		HOME		0- 0		3- 0	3- 0
4- 0	0- 0		0- 0		AWAY		0- 0		1- 0	3- 0
0- 0	0- 0		0- 0		NEUTRAL		0- 0		0- 0	0- 0
10- 0	0- 0		0- 0		NON-CONFERENCE		0- 0		4- 0	6- 0
6- 0	0- 0		0- 0		HOME		0- 0		3- 0	3- 0
4- 0	0- 0		0- 0		AWAY		0- 0		1- 0	3- 0
0- 0	0- 0		0- 0		NEUTRAL		0- 0		0- 0	0- 0
0- 0	0- 0		0- 0		CONFERENCE		0- 0		0- 0	0- 0
0- 0	0- 0		0- 0		HOME		0- 0		0- 0	0- 0
0- 0	0- 0		0- 0		AWAY		0- 0		0- 0	0- 0
0- 0	0- 0		0- 0		NEUTRAL		0- 0		0- 0	0- 0

RPI 1-25				RPI 26-50				RPI 51-100				Team's RPI: 64				RPI 101+			
RPI	S	Opponent	Score	RPI	S	Opponent	Score	RPI	S	Opponent	Score	RPI	S	Opponent	Score	RPI	S	Opponent	Score
												120	H	North Dakota	74 42				
												126	H	Santa Clara	65 52				
												136	A	Texas	83 58				
												147	H	Monmouth	86 34				
												197	A	UTEP	54 43				
												229	A	Montana	77 42				
												258	H	Prairie View	83 48				
												265	H	UC Riverside	70 27				
												328	A	Chicago St.	82 50				
												329	H	Tennessee St.	77 42				
LAST 10 Division I																			
229	A	Montana	77 42	329	H	Tennessee St.	77 42												
258	H	Prairie View	83 48	197	A	UTEP	54 43												
136	A	Texas	83 58	147	H	Monmouth	86 34												
328	A	Chicago St.	82 50	265	H	UC Riverside	70 27												
126	H	Santa Clara	65 52	120	H	North Dakota	74 42												

Non-Div I Games:

Arizona

■ Loss, ■ Non-Conf, S Site, H Home A Away N Neutral

Average RPI Win:	199	WON-LOST	WINNING	LAST 10	STRENGTH OF	OPP. STRENGTH	TEAM	ADJ.	CONF.	ADJ CONF.
Average RPI Loss:	32	RECORD	PCT. RANK	GAMES	SCHEDULE	OF SCHEDULE	RPI	RPI	RPI	RPI
DIV. I ONLY	8- 2	45	8-2	158	116	63	63	2	2	
DIV. I NON-CONF.	8- 2	45	8-2	159	115	64	64	2	2	
TOTALS	RPI 1-25	RPI 26-50	W-L RECORDS	RPI 51-100	RPI 101-150	RPI 150+				
8- 2	0- 1	0- 1	OVERALL	2- 0	0- 0	6- 0				
6- 0	0- 0	0- 0	HOME	1- 0	0- 0	5- 0				
0- 1	0- 0	0- 1	AWAY	0- 0	0- 0	0- 0				
2- 1	0- 1	0- 0	NEUTRAL	1- 0	0- 0	1- 0				
8- 2	0- 1	0- 1	NON-CONFERENCE	2- 0	0- 0	6- 0				
6- 0	0- 0	0- 0	HOME	1- 0	0- 0	5- 0				
0- 1	0- 0	0- 1	AWAY	0- 0	0- 0	0- 0				
2- 1	0- 1	0- 0	NEUTRAL	1- 0	0- 0	1- 0				
0- 0	0- 0	0- 0	CONFERENCE	0- 0	0- 0	0- 0				
0- 0	0- 0	0- 0	HOME	0- 0	0- 0	0- 0				
0- 0	0- 0	0- 0	AWAY	0- 0	0- 0	0- 0				
0- 0	0- 0	0- 0	NEUTRAL	0- 0	0- 0	0- 0				

RPI 1-25				RPI 26-50				RPI 51-100				Team's RPI: 63	RPI 101+			
RPI	S	Opponent	Score	RPI	S	Opponent	Score	RPI	S	Opponent	Score		RPI	S	Opponent	Score
24	N	Purdue	52 59	40	A	Minnesota	66 80	82	N	Middle Tenn.	61 60		174	H	Idaho St.	74 69
								98	H	New Mexico	84 47		185	H	BYU	60 52
													203	N	Maine	57 31
													260	H	Army West Point	83 51
													295	H	Air Force	87 56
													298	H	Cal Poly	66 41
LAST 10 Division I																
24	N	Purdue	52 59	98	H	New Mexico	84 47									
203	N	Maine	57 31	174	H	Idaho St.	74 69									
298	H	Cal Poly	66 41	185	H	BYU	60 52									
40	A	Minnesota	66 80	82	N	Middle Tenn.	61 60									
260	H	Army West Point	83 51	295	H	Air Force	87 56									

Non-Div I Games:

Arizona St.

Average RPI Win:	0	WON-LOST	WINNING	LAST 10	STRENGTH OF	OPP. STRENGTH	TEAM	ADJ.	CONF.	ADJ CONF.
Average RPI Loss:	168	RECORD	PCT. RANK	GAMES	SCHEDULE	OF SCHEDULE	RPI	RPI	RPI	RPI
DIV. I ONLY	0- 7	336	0-7	89	288	305	305	28	28	
DIV. I NON-CONF.	0- 7	336	0-7	88	287	305	305	28	28	
TOTALS	RPI 1-25	RPI 26-50	W-L RECORDS	RPI 51-100	RPI 101-150	RPI 150+				
0- 7	0- 0	0- 0	OVERALL	0- 1	0- 2	0- 4				
0- 0	0- 0	0- 0	HOME	0- 0	0- 0	0- 0				
0- 7	0- 0	0- 0	AWAY	0- 1	0- 2	0- 4				
0- 0	0- 0	0- 0	NEUTRAL	0- 0	0- 0	0- 0				
0- 7	0- 0	0- 0	NON-CONFERENCE	0- 1	0- 2	0- 4				
0- 0	0- 0	0- 0	HOME	0- 0	0- 0	0- 0				
0- 7	0- 0	0- 0	AWAY	0- 1	0- 2	0- 4				
0- 0	0- 0	0- 0	NEUTRAL	0- 0	0- 0	0- 0				
0- 0	0- 0	0- 0	CONFERENCE	0- 0	0- 0	0- 0				
0- 0	0- 0	0- 0	HOME	0- 0	0- 0	0- 0				
0- 0	0- 0	0- 0	AWAY	0- 0	0- 0	0- 0				
0- 0	0- 0	0- 0	NEUTRAL	0- 0	0- 0	0- 0				

RPI 1-25				RPI 26-50				RPI 51-100				RPI 101+				Team's RPI: 305	
RPI	S	Opponent	Score	RPI	S	Opponent	Score	RPI	S	Opponent	Score	RPI	S	Opponent	Score		
								81	A	Washington St.	56	85	132	A	Illinois	50	65
													140	A	Iowa St.	40	90
													153	A	Coastal Caro.	69	76
													192	A	Milwaukee	55	69
													217	A	Tennessee	51	92
													261	A	Arkansas St.	60	81
LAST 10 Division I																	
				132	A	Illinois	50	65	261	A	Arkansas St.	60	81				
				192	A	Milwaukee	55	69	81	A	Washington St.	56	85				
				153	A	Coastal Caro.	69	76	140	A	Iowa St.	40	90				
									217	A	Tennessee	51	92				

Non-Div I Games:

Ark.-Pine Bluff

■ Loss,
 ■ Non-Conf,
 ■ S Site,
 ■ Home
 ■ A Away
 N Neutral

Average RPI Win: 178		WON-LOST	WINNING	LAST 10	STRENGTH OF	OPP. STRENGTH	TEAM	ADJ.	CONF.	ADJ CONF.
Average RPI Loss: 57		RECORD	PCT. RANK	GAMES	SCHEDULE	OF SCHEDULE	RPI	RPI	RPI	RPI
DIV. I ONLY		9- 1	15	9-1	121	121	30	30	6	6
DIV. I NON-CONF.		9- 1	15	9-1	120	121	30	30	6	6
TOTALS	RPI 1-25	RPI 26-50		W-L RECORDS		RPI 51-100	RPI 101-150	RPI 150+		
9- 1	0- 0	0- 0		OVERALL		1- 1	2- 0	6- 0		
7- 0	0- 0	0- 0		HOME		0- 0	2- 0	5- 0		
0- 1	0- 0	0- 0		AWAY		0- 1	0- 0	0- 0		
2- 0	0- 0	0- 0		NEUTRAL		1- 0	0- 0	1- 0		
9- 1	0- 0	0- 0		NON-CONFERENCE		1- 1	2- 0	6- 0		
7- 0	0- 0	0- 0		HOME		0- 0	2- 0	5- 0		
0- 1	0- 0	0- 0		AWAY		0- 1	0- 0	0- 0		
2- 0	0- 0	0- 0		NEUTRAL		1- 0	0- 0	1- 0		
0- 0	0- 0	0- 0		CONFERENCE		0- 0	0- 0	0- 0		
0- 0	0- 0	0- 0		HOME		0- 0	0- 0	0- 0		
0- 0	0- 0	0- 0		AWAY		0- 0	0- 0	0- 0		
0- 0	0- 0	0- 0		NEUTRAL		0- 0	0- 0	0- 0		

RPI	S	Opponent	Score
57	A	California	80 84
73	N	Wisconsin	68 64

RPI	S	Opponent	Score
112	H	Stony Brook	88 58
115	H	Belmont	91 60
152	N	Fordham	71 59
154	H	New Orleans	82 52
208	H	Oral Roberts	96 64
220	H	Kansas St.	81 72
244	H	Tulsa	91 41
320	H	McNeese	101 58

LAST 10 Division I

244	H	Tulsa	91 41	73	N	Wisconsin	68 64
220	H	Kansas St.	81 72	152	N	Fordham	71 59
208	H	Oral Roberts	96 64	57	A	California	80 84
320	H	McNeese	101 58	115	H	Belmont	91 60
154	H	New Orleans	82 52	112	H	Stony Brook	88 58

Non-Div I Games:

Arkansas

■ Loss, ■ Non-Conf, S Site, H Home A Away N Neutral

Average RPI Win:	310	WON-LOST	WINNING	LAST 10	STRENGTH OF	OPP. STRENGTH	TEAM	ADJ.	CONF.	ADJ CONF.
Average RPI Loss:	121	RECORD	PCT. RANK	GAMES	SCHEDULE	OF SCHEDULE	RPI	RPI	RPI	RPI
DIV. I ONLY	2- 6	276	2-6	203	194	261	261	23	23	
DIV. I NON-CONF.	2- 6	276	2-6	203	191	262	262	23	23	
TOTALS	RPI 1-25	RPI 26-50	W-L RECORDS	RPI 51-100	RPI 101-150	RPI 150+				
2- 6	0- 1	0- 0	OVERALL	0- 1	0- 3	2- 1				
1- 1	0- 0	0- 0	HOME	0- 0	0- 1	1- 0				
1- 4	0- 1	0- 0	AWAY	0- 0	0- 2	1- 1				
0- 1	0- 0	0- 0	NEUTRAL	0- 1	0- 0	0- 0				
2- 6	0- 1	0- 0	NON-CONFERENCE	0- 1	0- 3	2- 1				
1- 1	0- 0	0- 0	HOME	0- 0	0- 1	1- 0				
1- 4	0- 1	0- 0	AWAY	0- 0	0- 2	1- 1				
0- 1	0- 0	0- 0	NEUTRAL	0- 1	0- 0	0- 0				
0- 0	0- 0	0- 0	CONFERENCE	0- 0	0- 0	0- 0				
0- 0	0- 0	0- 0	HOME	0- 0	0- 0	0- 0				
0- 0	0- 0	0- 0	AWAY	0- 0	0- 0	0- 0				
0- 0	0- 0	0- 0	NEUTRAL	0- 0	0- 0	0- 0				

RPI 1-25				RPI 26-50				RPI 51-100				RPI 101+ Team's RPI: 261			
RPI	S	Opponent	Score	RPI	S	Opponent	Score	RPI	S	Opponent	Score	RPI	S	Opponent	Score
12	A	DePaul	64 109					85	N	N.C. A&T	50 55	118	A	Murray St.	62 77
												131	H	Southeast Mo. St.	67 79
												135	A	Memphis	50 78
												244	A	Tulsa	77 79
												305	H	Ark.-Pine Bluff	81 60
												314	A	San Diego St.	71 62
LAST 10 Division I															
135	A	Memphis	50 78	314	A	San Diego St.	71 62								
305	H	Ark.-Pine Bluff	81 60	118	A	Murray St.	62 77								
244	A	Tulsa	77 79	85	N	N.C. A&T	50 55								
				12	A	DePaul	64 109								
				131	H	Southeast Mo. St.	67 79								

Non-Div I Games: Central Baptist 88 63

Arkansas St.

Army West Point

Through Games Of Dec. 14, 2019

Average RPI Win:	324	WON-LOST	WINNING	LAST 10	STRENGTH OF	OPP. STRENGTH	TEAM	ADJ.	CONF.	ADJ CONF.
Average RPI Loss:	136	RECORD	PCT. RANK	GAMES	SCHEDULE	OF SCHEDULE	RPI	RPI	RPI	RPI
DIV. I ONLY	3- 7	244	3-7	211	257	260	260	14	14	
DIV. I NON-CONF.	3- 7	245	3-7	211	259	261	261	14	14	
TOTALS	RPI 1-25	RPI 26-50	W-L RECORDS	RPI 51-100	RPI 101-150	RPI 150+				
3- 7	0- 0	0- 1	OVERALL	0- 2	0- 0	3- 4				
1- 3	0- 0	0- 1	HOME	0- 0	0- 0	1- 2				
2- 4	0- 0	0- 0	AWAY	0- 2	0- 0	2- 2				
0- 0	0- 0	0- 0	NEUTRAL	0- 0	0- 0	0- 0				
3- 7	0- 0	0- 1	NON-CONFERENCE	0- 2	0- 0	3- 4				
1- 3	0- 0	0- 1	HOME	0- 0	0- 0	1- 2				
2- 4	0- 0	0- 0	AWAY	0- 2	0- 0	2- 2				
0- 0	0- 0	0- 0	NEUTRAL	0- 0	0- 0	0- 0				
0- 0	0- 0	0- 0	CONFERENCE	0- 0	0- 0	0- 0				
0- 0	0- 0	0- 0	HOME	0- 0	0- 0	0- 0				
0- 0	0- 0	0- 0	AWAY	0- 0	0- 0	0- 0				
0- 0	0- 0	0- 0	NEUTRAL	0- 0	0- 0	0- 0				

RPI 1-25				RPI 26-50				RPI 51-100				RPI 101+				Team's RPI: 260	
RPI	S	Opponent	Score	RPI	S	Opponent	Score	RPI	S	Opponent	Score	RPI	S	Opponent	Score		
				27	H	TCU	52 66	63	A	Arizona St.	51 83	158	H	Columbia	62 71		
								88	A	St. John's (NY)	60 96	164	H	William & Mary	65 77		
												219	A	St. Francis Brooklyn	64 70		
												232	A	Manhattan	56 86		
												295	A	Air Force	68 66		
												337	H	LIU Brooklyn	67 60		
												339	A	Fairleigh Dickinson	70 68		
LAST 10 Division I																	
				232	A	Manhattan	56 86	27	H	TCU	52 66						
				88	A	St. John's (NY)	60 96	158	H	Columbia	62 71						
				337	H	LIU Brooklyn	67 60	219	A	St. Francis Brooklyn	64 70						
				339	A	Fairleigh Dickinson	70 68	295	A	Air Force	68 66						
				164	H	William & Mary	65 77	63	A	Arizona St.	51 83						

Non-Div I Games:

Army West Point

Loss, Non-Conf, S Site, H Home A Away N Neutral

Average RPI Win: 228		WON-LOST	WINNING	LAST 10	STRENGTH OF	OPP. STRENGTH	TEAM	ADJ.	CONF.	ADJ CONF.
Average RPI Loss: 78		RECORD	PCT. RANK	GAMES	SCHEDULE	OF SCHEDULE	RPI	RPI	RPI	RPI
DIV. I ONLY		4- 5	189	4-5	57	156	119	119	6	6
DIV. I NON-CONF.		4- 5	190	4-5	55	154	119	119	6	6
TOTALS	RPI 1-25	RPI 26-50		W-L RECORDS		RPI 51-100	RPI 101-150	RPI 150+		
4- 5	0- 1	0- 2		OVERALL		0- 1	1- 0	3- 1		
2- 1	0- 0	0- 1		HOME		0- 0	0- 0	2- 0		
1- 2	0- 0	0- 1		AWAY		0- 0	0- 0	1- 1		
1- 2	0- 1	0- 0		NEUTRAL		0- 1	1- 0	0- 0		
4- 5	0- 1	0- 2		NON-CONFERENCE		0- 1	1- 0	3- 1		
2- 1	0- 0	0- 1		HOME		0- 0	0- 0	2- 0		
1- 2	0- 0	0- 1		AWAY		0- 0	0- 0	1- 1		
1- 2	0- 1	0- 0		NEUTRAL		0- 1	1- 0	0- 0		
0- 0	0- 0	0- 0		CONFERENCE		0- 0	0- 0	0- 0		
0- 0	0- 0	0- 0		HOME		0- 0	0- 0	0- 0		
0- 0	0- 0	0- 0		AWAY		0- 0	0- 0	0- 0		
0- 0	0- 0	0- 0		NEUTRAL		0- 0	0- 0	0- 0		

RPI 1-25				RPI 26-50				RPI 51-100				RPI 101+				Team's RPI: 119	
RPI	S	Opponent	Score	RPI	S	Opponent	Score	RPI	S	Opponent	Score	RPI	S	Opponent	Score		
19	N	Drake	82 83	27	A	TCU	65 80	82	N	Middle Tenn.	50 73	133	N	Dayton	76 74		
				47	H	Old Dominion	77 89					191	H	Saint Joseph's	66 62		
												213	A	UAB	75 80		
												263	A	South Alabama	82 62		
												323	H	Wofford	84 82		
LAST 10 Division I																	
				27	A	TCU	65 80	82	N	Middle Tenn.	50 73						
				263	A	South Alabama	82 62	191	H	Saint Joseph's	66 62						
				19	N	Drake	82 83	213	A	UAB	75 80						
				133	N	Dayton	76 74	47	H	Old Dominion	77 89						
								323	H	Wofford	84 82						

Non-Div I Games:

Auburn

■ Loss, ■ Non-Conf, S Site, H Home A Away N Neutral

Average RPI Win:	296	WON-LOST	WINNING	LAST 10	STRENGTH OF	OPP. STRENGTH	TEAM	ADJ.	CONF.	ADJ CONF.
Average RPI Loss:	89	RECORD	PCT. RANK	GAMES	SCHEDULE	OF SCHEDULE	RPI	RPI	RPI	RPI
DIV. I ONLY	4- 2	87	4-2	268	265	123	123	22	22	
DIV. I NON-CONF.	4- 2	85	4-2	268	267	123	123	22	22	
TOTALS	RPI 1-25	RPI 26-50	W-L RECORDS	RPI 51-100	RPI 101-150	RPI 150+				
4- 2	0- 0	0- 1	OVERALL	0- 0	0- 1	4- 0				
1- 0	0- 0	0- 0	HOME	0- 0	0- 0	1- 0				
3- 2	0- 0	0- 1	AWAY	0- 0	0- 1	3- 0				
0- 0	0- 0	0- 0	NEUTRAL	0- 0	0- 0	0- 0				
4- 2	0- 0	0- 1	NON-CONFERENCE	0- 0	0- 1	4- 0				
1- 0	0- 0	0- 0	HOME	0- 0	0- 0	1- 0				
3- 2	0- 0	0- 1	AWAY	0- 0	0- 1	3- 0				
0- 0	0- 0	0- 0	NEUTRAL	0- 0	0- 0	0- 0				
0- 0	0- 0	0- 0	CONFERENCE	0- 0	0- 0	0- 0				
0- 0	0- 0	0- 0	HOME	0- 0	0- 0	0- 0				
0- 0	0- 0	0- 0	AWAY	0- 0	0- 0	0- 0				
0- 0	0- 0	0- 0	NEUTRAL	0- 0	0- 0	0- 0				

RPI 1-25			RPI 26-50			RPI 51-100			RPI 101+			Team's RPI: 123
RPI	S	Opponent	Score	RPI	S	Opponent	Score	RPI	S	Opponent	Score	
				45	A	Kentucky	52 81					
								132	A	Illinois	62 76	
								225	A	Alabama A&M	67 61	
								289	A	Chattanooga	50 49	
								334	H	Evansville	80 64	
								336	A	Mississippi Val.	100 82	
LAST 10 Division I												
				225	A	Alabama A&M	67 61	132	A	Illinois	62 76	
				45	A	Kentucky	52 81					
				289	A	Chattanooga	50 49					
				334	H	Evansville	80 64					
				336	A	Mississippi Val.	100 82					

Non-Div I Games: Christian Bros. 82 62 Ky. Wesleyan 103 70

Austin Peay

Loss, Non-Conf, S Site, H Home A Away N Neutral

Average RPI Win:	244	WON-LOST	WINNING	LAST 10	STRENGTH OF	OPP. STRENGTH	TEAM	ADJ.	CONF.	ADJ CONF.
Average RPI Loss:	98	RECORD	PCT. RANK	GAMES	SCHEDULE	OF SCHEDULE	RPI	RPI	RPI	RPI
DIV. I ONLY	3- 4	199	3-4	175	171	185	185	12	12	
DIV. I NON-CONF.	3- 4	200	3-4	174	170	184	184	12	12	
TOTALS	RPI 1-25	RPI 26-50	W-L RECORDS	RPI 51-100	RPI 101-150	RPI 150+				
3- 4	0- 0	0- 0	OVERALL	0- 3	0- 0	3- 1				
2- 1	0- 0	0- 0	HOME	0- 0	0- 0	2- 1				
1- 3	0- 0	0- 0	AWAY	0- 3	0- 0	1- 0				
0- 0	0- 0	0- 0	NEUTRAL	0- 0	0- 0	0- 0				
3- 4	0- 0	0- 0	NON-CONFERENCE	0- 3	0- 0	3- 1				
2- 1	0- 0	0- 0	HOME	0- 0	0- 0	2- 1				
1- 3	0- 0	0- 0	AWAY	0- 3	0- 0	1- 0				
0- 0	0- 0	0- 0	NEUTRAL	0- 0	0- 0	0- 0				
0- 0	0- 0	0- 0	CONFERENCE	0- 0	0- 0	0- 0				
0- 0	0- 0	0- 0	HOME	0- 0	0- 0	0- 0				
0- 0	0- 0	0- 0	AWAY	0- 0	0- 0	0- 0				
0- 0	0- 0	0- 0	NEUTRAL	0- 0	0- 0	0- 0				

RPI 1-25			RPI 26-50			RPI 51-100			RPI 101+			Team's RPI: 185
RPI	S	Opponent	Score	RPI	S	Opponent	Score	RPI	S	Opponent	Score	
						63	A Arizona St.	52	60	165	A Fresno St.	71 65
						70	A Boise St.	55	66	178	H Utah	73 77
						81	A Washington St.	50	67	227	H Utah St.	67 50
										341	H Utah Valley	71 57
LAST 10 Division I												
						227	H Utah St.	67	50	341	H Utah Valley	71 57
						165	A Fresno St.	71	65	70	A Boise St.	55 66
						81	A Washington St.	50	67	63	A Arizona St.	52 60
										178	H Utah	73 77

Non-Div I Games: Tex. A&M-Kingsville90 38

BYU

Average RPI Win:	195	WON-LOST	WINNING	LAST 10	STRENGTH OF	OPP. STRENGTH	TEAM	ADJ.	CONF.	ADJ CONF.
Average RPI Loss:	81	RECORD	PCT. RANK	GAMES	SCHEDULE	OF SCHEDULE	RPI	RPI	RPI	RPI
DIV. I ONLY	4- 4	163	4-4	108	120	129	129	11	11	
DIV. I NON-CONF.	4- 4	163	4-4	108	120	129	129	11	11	
TOTALS	RPI 1-25	RPI 26-50	W-L RECORDS	RPI 51-100	RPI 101-150	RPI 150+				
4- 4	0- 0	0- 1	OVERALL	1- 2	1- 1	2- 0				
2- 1	0- 0	0- 1	HOME	1- 0	0- 0	1- 0				
1- 2	0- 0	0- 0	AWAY	0- 1	0- 1	1- 0				
1- 1	0- 0	0- 0	NEUTRAL	0- 1	1- 0	0- 0				
4- 4	0- 0	0- 1	NON-CONFERENCE	1- 2	1- 1	2- 0				
2- 1	0- 0	0- 1	HOME	1- 0	0- 0	1- 0				
1- 2	0- 0	0- 0	AWAY	0- 1	0- 1	1- 0				
1- 1	0- 0	0- 0	NEUTRAL	0- 1	1- 0	0- 0				
0- 0	0- 0	0- 0	CONFERENCE	0- 0	0- 0	0- 0				
0- 0	0- 0	0- 0	HOME	0- 0	0- 0	0- 0				
0- 0	0- 0	0- 0	AWAY	0- 0	0- 0	0- 0				
0- 0	0- 0	0- 0	NEUTRAL	0- 0	0- 0	0- 0				

RPI 1-25				RPI 26-50				RPI 51-100				RPI 101+				Team's RPI: 129	
RPI	S	Opponent	Score	RPI	S	Opponent	Score	RPI	S	Opponent	Score	RPI	S	Opponent	Score		
				36	H	Western Ky.	86 91	73	N	Wisconsin	56 67	106	N	Lehigh	54 52		
								76	A	IUPUI	48 65	139	A	Cincinnati	56 63		
								78	H	Butler	74 70	262	H	Xavier	70 49		
												333	A	Purdue Fort Wayne	83 52		
LAST 10 Division I																	
				36	H	Western Ky.	86 91	106	N	Lehigh	54 52						
				73	N	Wisconsin	56 67	78	H	Butler	74 70						
				76	A	IUPUI	48 65	262	H	Xavier	70 49						
								139	A	Cincinnati	56 63						
								333	A	Purdue Fort Wayne	83 52						

Non-Div I Games:

Ball St.

■ Loss,
 ■ Non-Conf, S Site,
 ■ Home
 ■ Away
 N Neutral

Average RPI Win: 161		WON-LOST	WINNING	LAST 10	STRENGTH OF	OPP. STRENGTH	TEAM	ADJ.	CONF.	ADJ CONF.
Average RPI Loss: 16		RECORD	PCT. RANK	GAMES	SCHEDULE	OF SCHEDULE	RPI	RPI	RPI	RPI
DIV. I ONLY		8- 1	26	8-1	99	38	29	29	4	4
DIV. I NON-CONF.		8- 1	26	8-1	98	38	29	29	4	4
<hr/>										
TOTALS	RPI 1-25		RPI 26-50		W-L RECORDS		RPI 51-100		RPI 101-150	RPI 150+
8- 1	1- 1		1- 0		OVERALL		1- 0		1- 0	4- 0
6- 0	0- 0		1- 0		HOME		0- 0		1- 0	4- 0
0- 0	0- 0		0- 0		AWAY		0- 0		0- 0	0- 0
2- 1	1- 1		0- 0		NEUTRAL		1- 0		0- 0	0- 0
8- 1	1- 1		1- 0		NON-CONFERENCE		1- 0		1- 0	4- 0
6- 0	0- 0		1- 0		HOME		0- 0		1- 0	4- 0
0- 0	0- 0		0- 0		AWAY		0- 0		0- 0	0- 0
2- 1	1- 1		0- 0		NEUTRAL		1- 0		0- 0	0- 0
0- 0	0- 0		0- 0		CONFERENCE		0- 0		0- 0	0- 0
0- 0	0- 0		0- 0		HOME		0- 0		0- 0	0- 0
0- 0	0- 0		0- 0		AWAY		0- 0		0- 0	0- 0
0- 0	0- 0		0- 0		NEUTRAL		0- 0		0- 0	0- 0

RPI 1-25				RPI 26-50				Team's RPI: 29				RPI 51-100				RPI 101+			
RPI	S	Opponent	Score	RPI	S	Opponent	Score	RPI	S	Opponent	Score	RPI	S	Opponent	Score	RPI	S	Opponent	Score
13	N	Indiana	77 62	50	H	Georgia	72 38	81	N	Washington St.	89 66	148	H	South Fla.	58 46				
16	N	South Carolina	59 74													156	H	Lamar University	90 28
																251	H	Houston Baptist	112 42
																254	H	Grambling	120 46
																338	H	New Hampshire	97 29
LAST 10 Division I																			
				50	H	Georgia	72 38	156	H	Lamar University	90 28								
				16	N	South Carolina	59 74	148	H	South Fla.	58 46								
				13	N	Indiana	77 62	251	H	Houston Baptist	112 42								
				81	N	Washington St.	89 66	254	H	Grambling	120 46								
								338	H	New Hampshire	97 29								

Non-Div I Games:

Baylor

Average RPI Win:	204	WON-LOST	WINNING	LAST 10	STRENGTH OF	OPP. STRENGTH	TEAM	ADJ.	CONF.	ADJ CONF.
Average RPI Loss:	80	RECORD	PCT. RANK	GAMES	SCHEDULE	OF SCHEDULE	RPI	RPI	RPI	RPI
DIV. I ONLY	5- 5	163	5-5	87	134	115	115	22	22	
DIV. I NON-CONF.	5- 5	163	5-5	86	134	115	115	22	22	
TOTALS	RPI 1-25	RPI 26-50	W-L RECORDS	RPI 51-100	RPI 101-150	RPI 150+				
5- 5	0- 0	0- 4	OVERALL	2- 0	0- 0	3- 1				
4- 0	0- 0	0- 0	HOME	2- 0	0- 0	2- 0				
1- 3	0- 0	0- 2	AWAY	0- 0	0- 0	1- 1				
0- 2	0- 0	0- 2	NEUTRAL	0- 0	0- 0	0- 0				
5- 5	0- 0	0- 4	NON-CONFERENCE	2- 0	0- 0	3- 1				
4- 0	0- 0	0- 0	HOME	2- 0	0- 0	2- 0				
1- 3	0- 0	0- 2	AWAY	0- 0	0- 0	1- 1				
0- 2	0- 0	0- 2	NEUTRAL	0- 0	0- 0	0- 0				
0- 0	0- 0	0- 0	CONFERENCE	0- 0	0- 0	0- 0				
0- 0	0- 0	0- 0	HOME	0- 0	0- 0	0- 0				
0- 0	0- 0	0- 0	AWAY	0- 0	0- 0	0- 0				
0- 0	0- 0	0- 0	NEUTRAL	0- 0	0- 0	0- 0				

RPI S	Opponent	Score	RPI S	Opponent	Score	RPI S	Opponent	Score	RPI S	Opponent	Score	Team's RPI: 115
30	A Arkansas	60 91	35	N Virginia Tech	58 60	82	H Middle Tenn.	68 57	248	H Northern Ky.	62 45	
36	A Western Ky.	46 77	39	N Maryland	26 90	96	H UCF	72 37	259	A Toledo	48 53	
									289	H Chattanooga	63 50	
									303	A Lipscomb	69 68	
LAST 10 Division I												
82	H Middle Tenn.	68 57	30	A Arkansas	60 91	248	H Northern Ky.	62 45				
303	A Lipscomb	69 68	36	A Western Ky.	46 77	96	H UCF	72 37				
259	A Toledo	48 53	39	N Maryland	26 90	289	H Chattanooga	63 50				
39	N Maryland	26 90	35	N Virginia Tech	58 60							

Non-Div I Games:

Belmont

Average RPI Win: 273		WON-LOST	WINNING	LAST 10	STRENGTH OF	OPP. STRENGTH	TEAM	ADJ.	CONF.	ADJ CONF.
Average RPI Loss: 46		RECORD	PCT. RANK	GAMES	SCHEDULE	OF SCHEDULE	RPI	RPI	RPI	RPI
DIV. I ONLY		4- 1	45	4-1	333	103	189	189	31	31
DIV. I NON-CONF.		4- 1	45	4-1	334	103	187	187	31	31
TOTALS	RPI 1-25	RPI 26-50		W-L RECORDS		RPI 51-100	RPI 101-150		RPI 150+	
4- 1	0- 0	0- 1		OVERALL		0- 0	0- 0		4- 0	
1- 1	0- 0	0- 1		HOME		0- 0	0- 0		1- 0	
3- 0	0- 0	0- 0		AWAY		0- 0	0- 0		3- 0	
0- 0	0- 0	0- 0		NEUTRAL		0- 0	0- 0		0- 0	
4- 1	0- 0	0- 1		NON-CONFERENCE		0- 0	0- 0		4- 0	
1- 1	0- 0	0- 1		HOME		0- 0	0- 0		1- 0	
3- 0	0- 0	0- 0		AWAY		0- 0	0- 0		3- 0	
0- 0	0- 0	0- 0		NEUTRAL		0- 0	0- 0		0- 0	
0- 0	0- 0	0- 0		CONFERENCE		0- 0	0- 0		0- 0	
0- 0	0- 0	0- 0		HOME		0- 0	0- 0		0- 0	
0- 0	0- 0	0- 0		AWAY		0- 0	0- 0		0- 0	
0- 0	0- 0	0- 0		NEUTRAL		0- 0	0- 0		0- 0	

[illegible]

Non-Div I Games:	Edward Waters	79	46	Palm Beach Atl.	68	45
------------------	---------------	----	----	-----------------	----	----

Bethune-Cookman

■ Loss, ■ Non-Conf, S Site, H Home A Away N Neutral

Binghamton				Through Games Of Dec. 11, 2019						
Average RPI Win:	229	WON-LOST	WINNING	LAST 10	STRENGTH OF	OPP. STRENGTH	TEAM	ADJ.	CONF.	ADJ CONF.
Average RPI Loss:	0	RECORD	PCT. RANK	GAMES	SCHEDULE	OF SCHEDULE	RPI	RPI	RPI	RPI
DIV. I ONLY		8- 0	1	8-0	334	33	93	93	27	27
DIV. I NON-CONF.		8- 0	1	8-0	335	33	94	94	27	27

TOTALS	RPI 1-25		RPI 26-50		W-L RECORDS		RPI 51-100		RPI 101-150	RPI 150+
8- 0	0- 0		0- 0		OVERALL		0- 0		1- 0	7- 0
4- 0	0- 0		0- 0		HOME		0- 0		0- 0	4- 0
4- 0	0- 0		0- 0		AWAY		0- 0		1- 0	3- 0
0- 0	0- 0		0- 0		NEUTRAL		0- 0		0- 0	0- 0
8- 0	0- 0		0- 0		NON-CONFERENCE		0- 0		1- 0	7- 0
4- 0	0- 0		0- 0		HOME		0- 0		0- 0	4- 0
4- 0	0- 0		0- 0		AWAY		0- 0		1- 0	3- 0
0- 0	0- 0		0- 0		NEUTRAL		0- 0		0- 0	0- 0
0- 0	0- 0		0- 0		CONFERENCE		0- 0		0- 0	0- 0
0- 0	0- 0		0- 0		HOME		0- 0		0- 0	0- 0
0- 0	0- 0		0- 0		AWAY		0- 0		0- 0	0- 0
0- 0	0- 0		0- 0		NEUTRAL		0- 0		0- 0	0- 0

RPI 1-25				RPI 26-50				RPI 51-100				Team's RPI: 93				RPI 101+			
RPI	S	Opponent	Score	RPI	S	Opponent	Score	RPI	S	Opponent	Score	RPI	S	Opponent	Score	RPI	S	Opponent	Score
																150	A	Cornell	59 56
																182	A	Delaware St.	75 66
																184	H	Eastern Mich.	78 67
																200	A	Siena	89 62
																228	H	Lafayette	74 64
																252	H	Niagara	74 55
																294	H	St. Bonaventure	78 67
																339	A	Fairleigh Dickinson	60 48
LAST 10 Division I																			
				252	H	Niagara	74 55	150	A	Cornell	59 56								
				228	H	Lafayette	74 64	184	H	Eastern Mich.	78 67								
				200	A	Siena	89 62	294	H	St. Bonaventure	78 67								
								339	A	Fairleigh Dickinson	60 48								
								182	A	Delaware St.	75 66								

Non-Div I Games:	Bloomsburg	70	45
------------------	------------	----	----

Binghamton

■ Loss, ■ Non-Conf, S Site, H Home A Away N Neutral

Average RPI Win:	218	WON-LOST	WINNING	LAST 10	STRENGTH OF	OPP. STRENGTH	TEAM	ADJ.	CONF.	ADJ CONF.
Average RPI Loss:	29	RECORD	PCT. RANK	GAMES	SCHEDULE	OF SCHEDULE	RPI	RPI	RPI	RPI
DIV. I ONLY	6- 4	124	6-4	45	114	70	70	19	19	
DIV. I NON-CONF.	4- 4	163	4-4	33	89	90	90	21	21	
TOTALS	RPI 1-25	RPI 26-50	W-L RECORDS	RPI 51-100	RPI 101-150	RPI 150+				
6- 4	0- 2	0- 1	OVERALL	1- 1	0- 0	5- 0				
4- 2	0- 1	0- 0	HOME	1- 1	0- 0	3- 0				
2- 2	0- 1	0- 1	AWAY	0- 0	0- 0	2- 0				
0- 0	0- 0	0- 0	NEUTRAL	0- 0	0- 0	0- 0				
4- 4	0- 2	0- 1	NON-CONFERENCE	0- 1	0- 0	4- 0				
3- 2	0- 1	0- 0	HOME	0- 1	0- 0	3- 0				
1- 2	0- 1	0- 1	AWAY	0- 0	0- 0	1- 0				
0- 0	0- 0	0- 0	NEUTRAL	0- 0	0- 0	0- 0				
2- 0	0- 0	0- 0	CONFERENCE	1- 0	0- 0	1- 0				
1- 0	0- 0	0- 0	HOME	1- 0	0- 0	0- 0				
1- 0	0- 0	0- 0	AWAY	0- 0	0- 0	1- 0				
0- 0	0- 0	0- 0	NEUTRAL	0- 0	0- 0	0- 0				

RPI 1-25				RPI 26-50				RPI 51-100				RPI 101+			
RPI	S	Opponent	Score	RPI	S	Opponent	Score	RPI	S	Opponent	Score	RPI	S	Opponent	Score
2	H	Missouri St.	69 72	27	A	TCU	65 77	81	H	Washington St.	68 80	183	H	Portland St.	82 57
4	A	Louisville	82 98					98	H	New Mexico	83 82	185	H	BYU	66 55
												213	A	UAB	83 81
												286	A	Colorado St.	72 69
												341	H	Utah Valley	77 69
LAST 10 Division I															
185	H	BYU	66 55	98	H	New Mexico	83 82								
286	A	Colorado St.	72 69	27	A	TCU	65 77								
213	A	UAB	83 81	341	H	Utah Valley	77 69								
2	H	Missouri St.	69 72	4	A	Louisville	82 98								
183	H	Portland St.	82 57	81	H	Washington St.	68 80								

Non-Div I Games: Lewis-Clark St. 88 34

Boise St.

Average RPI Win:	207	WON-LOST	WINNING	LAST 10	STRENGTH OF	OPP. STRENGTH	TEAM	ADJ.	CONF.	ADJ CONF.
Average RPI Loss:	45	RECORD	PCT. RANK	GAMES	SCHEDULE	OF SCHEDULE	RPI	RPI	RPI	RPI
DIV. I ONLY	5- 5	163	5-5	54	73	86	86	3	3	
DIV. I NON-CONF.	5- 4	149	5-4	65	116	82	82	3	3	
TOTALS	RPI 1-25	RPI 26-50	W-L RECORDS	RPI 51-100	RPI 101-150	RPI 150+				
5- 5	0- 2	0- 1	OVERALL	0- 1	1- 1	4- 0				
4- 0	0- 0	0- 0	HOME	0- 0	1- 0	3- 0				
0- 4	0- 2	0- 0	AWAY	0- 1	0- 1	0- 0				
1- 1	0- 0	0- 1	NEUTRAL	0- 0	0- 0	1- 0				
5- 4	0- 1	0- 1	NON-CONFERENCE	0- 1	1- 1	4- 0				
4- 0	0- 0	0- 0	HOME	0- 0	1- 0	3- 0				
0- 3	0- 1	0- 0	AWAY	0- 1	0- 1	0- 0				
1- 1	0- 0	0- 1	NEUTRAL	0- 0	0- 0	1- 0				
0- 1	0- 1	0- 0	CONFERENCE	0- 0	0- 0	0- 0				
0- 0	0- 0	0- 0	HOME	0- 0	0- 0	0- 0				
0- 1	0- 1	0- 0	AWAY	0- 0	0- 0	0- 0				
0- 0	0- 0	0- 0	NEUTRAL	0- 0	0- 0	0- 0				

RPI 1-25				RPI 26-50				RPI 51-100				Team's RPI: 86	RPI 101+			
RPI	S	Opponent	Score	RPI	S	Opponent	Score	RPI	S	Opponent	Score		RPI	S	Opponent	Score
8	A	Northwestern	63 66	37	N	Charlotte	68 84	56	A	Providence	60 76		102	A	Holy Cross	71 80
23	A	Duke	73 85										137	H	Rhode Island	66 55
													190	N	Tulane	89 76
													219	H	St. Francis Brooklyn	106 69
													240	H	UMass Lowell	89 46
													249	H	VCU	87 52
LAST 10 Division I																
23	A	Duke	73 85	190	N	Tulane	89 76									
8	A	Northwestern	63 66	37	N	Charlotte	68 84									
102	A	Holy Cross	71 80	249	H	VCU	87 52									
219	H	St. Francis Brooklyn	106 69	137	H	Rhode Island	66 55									
240	H	UMass Lowell	89 46	56	A	Providence	60 76									

Non-Div I Games:

Boston College

■ Loss,
 ■ Non-Conf,
 ■ S Site,
 ■ H Home
 ■ A Away
 N Neutral

Average RPI Win:	282	WON-LOST	WINNING	LAST 10	STRENGTH OF	OPP. STRENGTH	TEAM	ADJ.	CONF.	ADJ CONF.
Average RPI Loss:	141	RECORD	PCT. RANK	GAMES	SCHEDULE	OF SCHEDULE	RPI	RPI	RPI	RPI
DIV. I ONLY	3- 5	221	3-5	165	306	209	209	14	14	
DIV. I NON-CONF.	3- 5	221	3-5	166	307	209	209	14	14	
TOTALS	RPI 1-25	RPI 26-50	W-L RECORDS	RPI 51-100	RPI 101-150	RPI 150+				
3- 5	0- 0	0- 0	OVERALL	0- 2	0- 1	3- 2				
0- 3	0- 0	0- 0	HOME	0- 1	0- 1	0- 1				
3- 2	0- 0	0- 0	AWAY	0- 1	0- 0	3- 1				
0- 0	0- 0	0- 0	NEUTRAL	0- 0	0- 0	0- 0				
3- 5	0- 0	0- 0	NON-CONFERENCE	0- 2	0- 1	3- 2				
0- 3	0- 0	0- 0	HOME	0- 1	0- 1	0- 1				
3- 2	0- 0	0- 0	AWAY	0- 1	0- 0	3- 1				
0- 0	0- 0	0- 0	NEUTRAL	0- 0	0- 0	0- 0				
0- 0	0- 0	0- 0	CONFERENCE	0- 0	0- 0	0- 0				
0- 0	0- 0	0- 0	HOME	0- 0	0- 0	0- 0				
0- 0	0- 0	0- 0	AWAY	0- 0	0- 0	0- 0				
0- 0	0- 0	0- 0	NEUTRAL	0- 0	0- 0	0- 0				

RPI 1-25				RPI 26-50				RPI 51-100				RPI 101+				Team's RPI: 209	
RPI	S	Opponent	Score	RPI	S	Opponent	Score	RPI	S	Opponent	Score	RPI	S	Opponent	Score		
								57	A	California	62	73	114	H	Harvard	39	66
								99	H	Marist	75	89	161	H	Massachusetts	45	58
													203	A	Maine	62	49
													276	A	UC Davis	68	75
													306	A	Albany (NY)	60	58
													338	A	New Hampshire	78	64
LAST 10 Division I																	
				161	H	Massachusetts	45	58	276	A	UC Davis	68	75				
				57	A	California	62	73	114	H	Harvard	39	66				
				99	H	Marist	75	89	306	A	Albany (NY)	60	58				
									203	A	Maine	62	49				
									338	A	New Hampshire	78	64				

Non-Div I Games:

Boston U.

Bowling Green

Through Games Of Dec. 14, 2019

Average RPI Win:	238	WON-LOST	WINNING	LAST 10	STRENGTH OF	OPP. STRENGTH	TEAM	ADJ.	CONF.	ADJ CONF.
Average RPI Loss:	103	RECORD	PCT. RANK	GAMES	SCHEDULE	OF SCHEDULE	RPI	RPI	RPI	RPI
DIV. I ONLY	5- 3	106	5-3	151	257	109	109	11	11	
DIV. I NON-CONF.	5- 3	105	5-3	152	259	109	109	11	11	
TOTALS	RPI 1-25	RPI 26-50	W-L RECORDS	RPI 51-100	RPI 101-150	RPI 150+				
5- 3	0- 0	0- 0	OVERALL	0- 2	1- 1	4- 0				
2- 0	0- 0	0- 0	HOME	0- 0	1- 0	1- 0				
2- 1	0- 0	0- 0	AWAY	0- 1	0- 0	2- 0				
1- 2	0- 0	0- 0	NEUTRAL	0- 1	0- 1	1- 0				
5- 3	0- 0	0- 0	NON-CONFERENCE	0- 2	1- 1	4- 0				
2- 0	0- 0	0- 0	HOME	0- 0	1- 0	1- 0				
2- 1	0- 0	0- 0	AWAY	0- 1	0- 0	2- 0				
1- 2	0- 0	0- 0	NEUTRAL	0- 1	0- 1	1- 0				
0- 0	0- 0	0- 0	CONFERENCE	0- 0	0- 0	0- 0				
0- 0	0- 0	0- 0	HOME	0- 0	0- 0	0- 0				
0- 0	0- 0	0- 0	AWAY	0- 0	0- 0	0- 0				
0- 0	0- 0	0- 0	NEUTRAL	0- 0	0- 0	0- 0				

RPI 1-25			RPI 26-50			RPI 51-100			RPI 101+			Team's RPI: 109
RPI	S	Opponent	Score	RPI	S	Opponent	Score	RPI	S	Opponent	Score	
						84 N Green Bay	54 73	128 N San Francisco		56 64		
						97 A Valparaiso	90 95	146 H Cleveland St.		89 62		
								192 A Milwaukee		63 51		
								234 N California Baptist		98 60		
								297 H Morehead St.		79 65		
								319 A Marshall		82 69		
LAST 10 Division I												
192 A Milwaukee		63 51	84 N Green Bay		54 73	319 A Marshall		97 A Valparaiso		90 95	234 N California Baptist	98 60
234 N California Baptist		98 60	297 H Morehead St.		79 65	128 N San Francisco	56 64	146 H Cleveland St.		89 62		

Non-Div I Games: Notre Dame (OH) 88 54

Bowling Green

Loss,
Non-Conf, S Site,
H Home
A Away
N Neutral

Average RPI Win:	187	WON-LOST	WINNING	LAST 10	STRENGTH OF	OPP. STRENGTH	TEAM	ADJ.	CONF.	ADJ CONF.
Average RPI Loss:	42	RECORD	PCT. RANK	GAMES	SCHEDULE	OF SCHEDULE	RPI	RPI	RPI	RPI
DIV. I ONLY	7- 1	33	7-1	233	115	53	53	5	5	
DIV. I NON-CONF.	7- 1	33	7-1	233	114	53	53	5	5	
TOTALS	RPI 1-25	RPI 26-50	W-L RECORDS	RPI 51-100	RPI 101-150	RPI 150+				
7- 1	0- 0	1- 1	OVERALL	0- 0	1- 0	5- 0				
3- 0	0- 0	0- 0	HOME	0- 0	1- 0	2- 0				
2- 1	0- 0	0- 1	AWAY	0- 0	0- 0	2- 0				
2- 0	0- 0	1- 0	NEUTRAL	0- 0	0- 0	1- 0				
7- 1	0- 0	1- 1	NON-CONFERENCE	0- 0	1- 0	5- 0				
3- 0	0- 0	0- 0	HOME	0- 0	1- 0	2- 0				
2- 1	0- 0	0- 1	AWAY	0- 0	0- 0	2- 0				
2- 0	0- 0	1- 0	NEUTRAL	0- 0	0- 0	1- 0				
0- 0	0- 0	0- 0	CONFERENCE	0- 0	0- 0	0- 0				
0- 0	0- 0	0- 0	HOME	0- 0	0- 0	0- 0				
0- 0	0- 0	0- 0	AWAY	0- 0	0- 0	0- 0				
0- 0	0- 0	0- 0	NEUTRAL	0- 0	0- 0	0- 0				

RPI 1-25				RPI 26-50				RPI 51-100				Team's RPI: 53		RPI 101+			
RPI	S	Opponent	Score	RPI	S	Opponent	Score	RPI	S	Opponent	Score			RPI	S	Opponent	Score
				42	A	Michigan	57 77							141	H	Miami (OH)	79 68
				44	N	Richmond	61 57							172	N	George Mason	61 59
														204	A	Oakland	74 58
														206	A	Western Ill.	84 49
														270	H	Jackson St.	78 69
														272	H	North Dakota St.	70 64
LAST 10 Division I																	
				272	H	North Dakota St.	70 64							270	H	Jackson St.	78 69
				44	N	Richmond	61 57							42	A	Michigan	57 77
				172	N	George Mason	61 59							204	A	Oakland	74 58
				141	H	Miami (OH)	79 68										
				206	A	Western Ill.	84 49										

Non-Div I Games: Eureka 101 39

Bradley

Average RPI Win: 298		WON-LOST	WINNING	LAST 10	STRENGTH OF	OPP. STRENGTH	TEAM	ADJ.	CONF.	ADJ CONF.
Average RPI Loss: 190		RECORD	PCT. RANK	GAMES	SCHEDULE	OF SCHEDULE	RPI	RPI	RPI	RPI
DIV. I ONLY		4- 6	211	4-6	341	240	325	325	8	8
DIV. I NON-CONF.		4- 6	212	4-6	341	240	324	324	8	8
TOTALS	RPI 1-25	RPI 26-50		W-L RECORDS		RPI 51-100	RPI 101-150	RPI 150+		
4- 6	0- 0	0- 0		OVERALL		0- 0	0- 3	4- 3		
1- 3	0- 0	0- 0		HOME		0- 0	0- 2	1- 1		
3- 2	0- 0	0- 0		AWAY		0- 0	0- 0	3- 2		
0- 1	0- 0	0- 0		NEUTRAL		0- 0	0- 1	0- 0		
4- 6	0- 0	0- 0		NON-CONFERENCE		0- 0	0- 3	4- 3		
1- 3	0- 0	0- 0		HOME		0- 0	0- 2	1- 1		
3- 2	0- 0	0- 0		AWAY		0- 0	0- 0	3- 2		
0- 1	0- 0	0- 0		NEUTRAL		0- 0	0- 1	0- 0		
0- 0	0- 0	0- 0		CONFERENCE		0- 0	0- 0	0- 0		
0- 0	0- 0	0- 0		HOME		0- 0	0- 0	0- 0		
0- 0	0- 0	0- 0		AWAY		0- 0	0- 0	0- 0		
0- 0	0- 0	0- 0		NEUTRAL		0- 0	0- 0	0- 0		

B
r
o
w
n

B
r
o
w
n

RPI 1-25				RPI 26-50				RPI 51-100				RPI 101+				Team's RPI: 325	
RPI	S	Opponent	Score	RPI	S	Opponent	Score	RPI	S	Opponent	Score	RPI	S	Opponent	Score		
												102	H	Holy Cross	71	83	
												125	H	Merrimack	57	72	
												137	N	Rhode Island	44	89	
												161	A	Massachusetts	42	95	
												203	H	Maine	76	70	
												307	A	Bryant	56	50	
												307	H	Bryant	44	45	
												308	A	Longwood	76	86	
												338	A	New Hampshire	76	68	
												342	A	Central Conn. St.	83	73	
LAST 10 Division I																	
				125	H	Merrimack	57	72	307	A	Bryant	56	50				
				338	A	New Hampshire	76	68	137	N	Rhode Island	44	89				
				161	A	Massachusetts	42	95	102	H	Holy Cross	71	83				
				308	A	Longwood	76	86	203	H	Maine	76	70				
				342	A	Central Conn. St.	83	73	307	H	Bryant	44	45				

Non-Div I Games:

Brown

■ Loss, ■ Non-Conf, S Site, H Home A Away N Neutral

Average RPI Win:	325	WON-LOST	WINNING	LAST 10	STRENGTH OF	OPP. STRENGTH	TEAM	ADJ.	CONF.	ADJ CONF.
Average RPI Loss:	184	RECORD	PCT. RANK	GAMES	SCHEDULE	OF SCHEDULE	RPI	RPI	RPI	RPI
DIV. I ONLY	1- 8	324	1-8	176	325	307	307	29	29	
DIV. I NON-CONF.	1- 8	324	1-8	175	325	307	307	29	29	
TOTALS	RPI 1-25	RPI 26-50	W-L RECORDS	RPI 51-100	RPI 101-150	RPI 150+				
1- 8	0- 0	0- 1	OVERALL	0- 1	0- 2	1- 4				
0- 4	0- 0	0- 0	HOME	0- 1	0- 0	0- 3				
1- 4	0- 0	0- 1	AWAY	0- 0	0- 2	1- 1				
0- 0	0- 0	0- 0	NEUTRAL	0- 0	0- 0	0- 0				
1- 8	0- 0	0- 1	NON-CONFERENCE	0- 1	0- 2	1- 4				
0- 4	0- 0	0- 0	HOME	0- 1	0- 0	0- 3				
1- 4	0- 0	0- 1	AWAY	0- 0	0- 2	1- 1				
0- 0	0- 0	0- 0	NEUTRAL	0- 0	0- 0	0- 0				
0- 0	0- 0	0- 0	CONFERENCE	0- 0	0- 0	0- 0				
0- 0	0- 0	0- 0	HOME	0- 0	0- 0	0- 0				
0- 0	0- 0	0- 0	AWAY	0- 0	0- 0	0- 0				
0- 0	0- 0	0- 0	NEUTRAL	0- 0	0- 0	0- 0				

RPI 1-25			RPI 26-50			RPI 51-100			RPI 101+			Team's RPI: 307
RPI	S	Opponent	Score	RPI	S	Opponent	Score	RPI	S	Opponent	Score	
				40	A	Minnesota	56 101	56	H	Providence	32 76	
								102	A	Holy Cross	75 87	
								132	A	Illinois	55 69	
								240	H	UMass Lowell	35 55	
								241	A	Vermont	66 71	
								325	A	Brown	45 44	
								325	H	Brown	50 56	
								338	H	New Hampshire	56 68	
LAST 10 Division I												
40	A	Minnesota	56 101	325	H	Brown	50 56					
132	A	Illinois	55 69	56	H	Providence	32 76					
102	A	Holy Cross	75 87	240	H	UMass Lowell	35 55					
241	A	Vermont	66 71	325	A	Brown	45 44					
338	H	New Hampshire	56 68									

Non-Div I Games:

Bryant

■ Loss,
 ■ Non-Conf,
 ■ S Site,
 ■ H Home
 ■ A Away
 N Neutral

Average RPI Win:	177	WON-LOST	WINNING	LAST 10	STRENGTH OF	OPP. STRENGTH	TEAM	ADJ.	CONF.	ADJ CONF.
Average RPI Loss:	96	RECORD	PCT. RANK	GAMES	SCHEDULE	OF SCHEDULE	RPI	RPI	RPI	RPI
DIV. I ONLY	6- 3	87	6-3	275	5	130	130	14	14	
DIV. I NON-CONF.	6- 3	85	6-3	275	5	130	130	14	14	
TOTALS	RPI 1-25	RPI 26-50	W-L RECORDS	RPI 51-100	RPI 101-150	RPI 150+				
6- 3	0- 1	0- 0	OVERALL	1- 1	2- 0	3- 1				
3- 1	0- 0	0- 0	HOME	1- 1	1- 0	1- 0				
1- 2	0- 1	0- 0	AWAY	0- 0	0- 0	1- 1				
2- 0	0- 0	0- 0	NEUTRAL	0- 0	1- 0	1- 0				
6- 3	0- 1	0- 0	NON-CONFERENCE	1- 1	2- 0	3- 1				
3- 1	0- 0	0- 0	HOME	1- 1	1- 0	1- 0				
1- 2	0- 1	0- 0	AWAY	0- 0	0- 0	1- 1				
2- 0	0- 0	0- 0	NEUTRAL	0- 0	1- 0	1- 0				
0- 0	0- 0	0- 0	CONFERENCE	0- 0	0- 0	0- 0				
0- 0	0- 0	0- 0	HOME	0- 0	0- 0	0- 0				
0- 0	0- 0	0- 0	AWAY	0- 0	0- 0	0- 0				
0- 0	0- 0	0- 0	NEUTRAL	0- 0	0- 0	0- 0				

RPI	S	Opponent	Score	RPI	S	Opponent	Score	RPI	S	Opponent	Score	RPI	S	Opponent	Score	Team's RPI: 130
22	A	Virginia	60 84					67	H	Temple	61 72	139	N	Cincinnati	56 48	
								69	H	Drexel	60 49	147	H	Monmouth	71 37	
												172	A	George Mason	64 51	
												198	A	Quinnipiac	69 76	
												243	N	Howard	70 60	
												294	H	St. Bonaventure	68 60	
LAST 10 Division I																
				67	H	Temple	61 72	69	H	Drexel	60 49					
				198	A	Quinnipiac	69 76	172	A	George Mason	64 51					
				294	H	St. Bonaventure	68 60	139	N	Cincinnati	56 48					
				147	H	Monmouth	71 37	243	N	Howard	70 60					
				22	A	Virginia	60 84									

Non-Div I Games:

Bucknell

Buffalo

Through Games Of Dec. 14, 2019

Average RPI Win:	244	WON-LOST	WINNING	LAST 10	STRENGTH OF	OPP. STRENGTH	TEAM	ADJ.	CONF.	ADJ CONF.
Average RPI Loss:	86	RECORD	PCT. RANK	GAMES	SCHEDULE	OF SCHEDULE	RPI	RPI	RPI	RPI
DIV. I ONLY	7- 2	53	7-2	273	147	95	95	11	11	
DIV. I NON-CONF.	7- 2	53	7-2	273	146	96	96	11	11	
TOTALS	RPI 1-25	RPI 26-50	W-L RECORDS	RPI 51-100	RPI 101-150	RPI 150+				
7- 2	0- 1	0- 0	OVERALL	1- 0	0- 0	6- 1				
3- 0	0- 0	0- 0	HOME	0- 0	0- 0	3- 0				
2- 2	0- 1	0- 0	AWAY	0- 0	0- 0	2- 1				
2- 0	0- 0	0- 0	NEUTRAL	1- 0	0- 0	1- 0				
7- 2	0- 1	0- 0	NON-CONFERENCE	1- 0	0- 0	6- 1				
3- 0	0- 0	0- 0	HOME	0- 0	0- 0	3- 0				
2- 2	0- 1	0- 0	AWAY	0- 0	0- 0	2- 1				
2- 0	0- 0	0- 0	NEUTRAL	1- 0	0- 0	1- 0				
0- 0	0- 0	0- 0	CONFERENCE	0- 0	0- 0	0- 0				
0- 0	0- 0	0- 0	HOME	0- 0	0- 0	0- 0				
0- 0	0- 0	0- 0	AWAY	0- 0	0- 0	0- 0				
0- 0	0- 0	0- 0	NEUTRAL	0- 0	0- 0	0- 0				

RPI 1-25				RPI 26-50				RPI 51-100 Team's RPI: 95				RPI 101+			
RPI	S	Opponent	Score	RPI	S	Opponent	Score	RPI	S	Opponent	Score	RPI	S	Opponent	Score
5	A	Stanford	69 88					69	N	Drexel	63 59	158	H	Columbia	82 75
												167	A	San Jose St.	88 95
												252	A	Niagara	81 67
												268	N	American	73 55
												294	A	St. Bonaventure	46 36
												327	H	Canisius	71 55
												342	H	Central Conn. St.	61 56
LAST 10 Division I															
158	H	Columbia	82 75	294	A	St. Bonaventure	46 36								
327	H	Canisius	71 55	268	N	American	73 55								
252	A	Niagara	81 67	69	N	Drexel	63 59								
342	H	Central Conn. St.	61 56	5	A	Stanford	69 88								
				167	A	San Jose St.	88 95								

Non-Div I Games:

Buffalo

■ Loss,
 ■ Non-Conf, S Site,
 ■ Home
 ■ Away
 N Neutral

Average RPI Win:	178	WON-LOST	WINNING	LAST 10	STRENGTH OF	OPP. STRENGTH	TEAM	ADJ.	CONF.	ADJ CONF.
Average RPI Loss:	64	RECORD	PCT. RANK	GAMES	SCHEDULE	OF SCHEDULE	RPI	RPI	RPI	RPI
DIV. I ONLY	6- 3	87	6-3	72	100	78	78	7	7	
DIV. I NON-CONF.	6- 3	85	6-3	71	100	78	78	7	7	
TOTALS	RPI 1-25	RPI 26-50	W-L RECORDS	RPI 51-100	RPI 101-150	RPI 150+				
6- 3	0- 1	0- 1	OVERALL	1- 0	1- 1	4- 0				
5- 1	0- 1	0- 0	HOME	1- 0	0- 0	4- 0				
0- 1	0- 0	0- 0	AWAY	0- 0	0- 1	0- 0				
1- 1	0- 0	0- 1	NEUTRAL	0- 0	1- 0	0- 0				
6- 3	0- 1	0- 1	NON-CONFERENCE	1- 0	1- 1	4- 0				
5- 1	0- 1	0- 0	HOME	1- 0	0- 0	4- 0				
0- 1	0- 0	0- 0	AWAY	0- 0	0- 1	0- 0				
1- 1	0- 0	0- 1	NEUTRAL	0- 0	1- 0	0- 0				
0- 0	0- 0	0- 0	CONFERENCE	0- 0	0- 0	0- 0				
0- 0	0- 0	0- 0	HOME	0- 0	0- 0	0- 0				
0- 0	0- 0	0- 0	AWAY	0- 0	0- 0	0- 0				
0- 0	0- 0	0- 0	NEUTRAL	0- 0	0- 0	0- 0				

RPI 1-25				RPI 26-50				RPI 51-100 Team's RPI: 78				RPI 101+			
RPI	S	Opponent	Score	RPI	S	Opponent	Score	RPI	S	Opponent	Score	RPI	S	Opponent	Score
13	H	Indiana	53 64	50	N	Georgia	36 69	76	H	IUPUI	64 61	105	N	Ohio	60 55
												129	A	Ball St.	70 74
												166	H	Akron	76 55
												194	H	Eastern Ky.	73 41
												196	H	Wagner	74 58
												331	H	Detroit Mercy	82 60
LAST 10 Division I															
13	H	Indiana	53 64	166	H	Akron	76 55								
194	H	Eastern Ky.	73 41	105	N	Ohio	60 55								
331	H	Detroit Mercy	82 60	50	N	Georgia	36 69								
196	H	Wagner	74 58	129	A	Ball St.	70 74								
				76	H	IUPUI	64 61								

Non-Div I Games:

Butler

CSU Bakersfield

Through Games Of Dec. 14, 2019

Average RPI Win:	186	WON-LOST	WINNING	LAST 10	STRENGTH OF	OPP. STRENGTH	TEAM	ADJ.	CONF.	ADJ CONF.
Average RPI Loss:	83	RECORD	PCT. RANK	GAMES	SCHEDULE	OF SCHEDULE	RPI	RPI	RPI	RPI

DIV. I ONLY	5- 3	106	5-3	53	167	61	61	32	32
DIV. I NON-CONF.	5- 3	105	5-3	52	165	62	62	32	32
TOTALS	RPI 1-25	RPI 26-50	W-L RECORDS	RPI 51-100	RPI 101-150	RPI 150+			
5- 3	0- 1	1- 0	OVERALL	0- 1	1- 0	3- 1			
5- 0	0- 0	1- 0	HOME	0- 0	1- 0	3- 0			
0- 3	0- 1	0- 0	AWAY	0- 1	0- 0	0- 1			
0- 0	0- 0	0- 0	NEUTRAL	0- 0	0- 0	0- 0			
5- 3	0- 1	1- 0	NON-CONFERENCE	0- 1	1- 0	3- 1			
5- 0	0- 0	1- 0	HOME	0- 0	1- 0	3- 0			
0- 3	0- 1	0- 0	AWAY	0- 1	0- 0	0- 1			
0- 0	0- 0	0- 0	NEUTRAL	0- 0	0- 0	0- 0			
0- 0	0- 0	0- 0	CONFERENCE	0- 0	0- 0	0- 0			
0- 0	0- 0	0- 0	HOME	0- 0	0- 0	0- 0			
0- 0	0- 0	0- 0	AWAY	0- 0	0- 0	0- 0			
0- 0	0- 0	0- 0	NEUTRAL	0- 0	0- 0	0- 0			

RPI 1-25				RPI 26-50				RPI 51-100				Team's RPI: 61	RPI 101+			
RPI	S	Opponent	Score	RPI	S	Opponent	Score	RPI	S	Opponent	Score		RPI	S	Opponent	Score
7	A	Gonzaga	48 92	43	H	Pacific	80 70	91	A	Wright St.	60 65		134	H	North Texas	61 52
													151	A	Washington	49 80
													167	H	San Jose St.	75 71
													271	H	UC Santa Barbara	66 62
													317	H	N.C. Central	80 71
LAST 10 Division I																
271	H	UC Santa Barbara	66 62	317	H	N.C. Central	80 71	167	H	San Jose St.	75 71		134	H	North Texas	61 52
43	H	Pacific	80 70					91	A	Wright St.	60 65		7	A	Gonzaga	48 92
151	A	Washington	49 80													

Non-Div I Games: Fresno Pacific 95 64 Westcliff 100 44 Cal St. Dom. Hills 83 74

CSU Bakersfield

Loss, Non-Conf, S Site, H Home A Away N Neutral

Average RPI Win:	234	WON-LOST	WINNING	LAST 10	STRENGTH OF	OPP. STRENGTH	TEAM	ADJ.	CONF.	ADJ CONF.
Average RPI Loss:	114	RECORD	PCT. RANK	GAMES	SCHEDULE	OF SCHEDULE	RPI	RPI	RPI	RPI
DIV. I ONLY	3- 7	244	3-7	161	91	231	231	24	24	
DIV. I NON-CONF.	3- 7	245	3-7	162	92	231	231	24	24	
TOTALS	RPI 1-25	RPI 26-50	W-L RECORDS	RPI 51-100	RPI 101-150	RPI 150+				
3- 7	0- 1	0- 1	OVERALL	0- 2	0- 1	3- 2				
1- 3	0- 1	0- 1	HOME	0- 1	0- 0	1- 0				
1- 3	0- 0	0- 0	AWAY	0- 1	0- 1	1- 1				
1- 1	0- 0	0- 0	NEUTRAL	0- 0	0- 0	1- 1				
3- 7	0- 1	0- 1	NON-CONFERENCE	0- 2	0- 1	3- 2				
1- 3	0- 1	0- 1	HOME	0- 1	0- 0	1- 0				
1- 3	0- 0	0- 0	AWAY	0- 1	0- 1	1- 1				
1- 1	0- 0	0- 0	NEUTRAL	0- 0	0- 0	1- 1				
0- 0	0- 0	0- 0	CONFERENCE	0- 0	0- 0	0- 0				
0- 0	0- 0	0- 0	HOME	0- 0	0- 0	0- 0				
0- 0	0- 0	0- 0	AWAY	0- 0	0- 0	0- 0				
0- 0	0- 0	0- 0	NEUTRAL	0- 0	0- 0	0- 0				

RPI 1-25				RPI 26-50				RPI 51-100				RPI 101+ Team's RPI: 231			
RPI	S	Opponent	Score	RPI	S	Opponent	Score	RPI	S	Opponent	Score	RPI	S	Opponent	Score
22	H	Virginia	47 72	49	H	UCLA	44 58	80	H	Southern California	53 69	128	A	San Francisco	61 79
								81	A	Washington St.	61 71	168	H	Portland	73 64
												202	N	SMU	58 68
												222	N	Indiana St.	67 59
												234	A	California Baptist	56 64
												311	A	LMU (CA)	56 54
LAST 10 Division I															
49	H	UCLA	44 58	81	A	Washington St.	61 71	168	H	Portland	73 64	22	H	Virginia	47 72
311	A	LMU (CA)	56 54	234	A	California Baptist	56 64	128	A	San Francisco	61 79				
222	N	Indiana St.	67 59												
202	N	SMU	58 68												
80	H	Southern California	53 69												

Non-Div I Games:

CSUN

■ Loss,
 ■ Non-Conf, S Site,
 ■ Home
 ■ Away
 N Neutral

Average RPI Win:	250	WON-LOST	WINNING	LAST 10	STRENGTH OF	OPP. STRENGTH	TEAM	ADJ.	CONF.	ADJ CONF.
Average RPI Loss:	205	RECORD	PCT. RANK	GAMES	SCHEDULE	OF SCHEDULE	RPI	RPI	RPI	RPI
DIV. I ONLY	6- 5	159	6-4	300	223	223	223	24	24	
DIV. I NON-CONF.	6- 5	160	6-4	300	222	224	224	24	24	
TOTALS	RPI 1-25	RPI 26-50	W-L RECORDS	RPI 51-100	RPI 101-150	RPI 150+				
6- 5	0- 0	0- 0	OVERALL	0- 0	0- 2	6- 3				
2- 2	0- 0	0- 0	HOME	0- 0	0- 0	2- 2				
4- 3	0- 0	0- 0	AWAY	0- 0	0- 2	4- 1				
0- 0	0- 0	0- 0	NEUTRAL	0- 0	0- 0	0- 0				
6- 5	0- 0	0- 0	NON-CONFERENCE	0- 0	0- 2	6- 3				
2- 2	0- 0	0- 0	HOME	0- 0	0- 0	2- 2				
4- 3	0- 0	0- 0	AWAY	0- 0	0- 2	4- 1				
0- 0	0- 0	0- 0	NEUTRAL	0- 0	0- 0	0- 0				
0- 0	0- 0	0- 0	CONFERENCE	0- 0	0- 0	0- 0				
0- 0	0- 0	0- 0	HOME	0- 0	0- 0	0- 0				
0- 0	0- 0	0- 0	AWAY	0- 0	0- 0	0- 0				
0- 0	0- 0	0- 0	NEUTRAL	0- 0	0- 0	0- 0				

RPI 1-25			RPI 26-50			RPI 51-100			RPI 101+			Team's RPI: 223
RPI	S	Opponent	Score	RPI	S	Opponent	Score	RPI	S	Opponent	Score	
								128	A	San Francisco	63	71
								145	A	Southern Utah	63	79
								205	A	San Diego	72	67
								211	H	Delaware	55	72
								227	H	Utah St.	83	62
								229	H	Montana	69	71
								234	H	California Baptist	97	93
								242	A	UNLV	64	58
								283	A	Grand Canyon	80	70
								311	A	LMU (CA)	79	74
								314	A	San Diego St.	45	55
LAST 10 Division I												
205	A	San Diego	72 67	234	H	California Baptist	97 93					
128	A	San Francisco	63 71	227	H	Utah St.	83 62					
229	H	Montana	69 71	314	A	San Diego St.	45 55					
211	H	Delaware	55 72	311	A	LMU (CA)	79 74					
283	A	Grand Canyon	80 70	242	A	UNLV	64 58					

Non-Div I Games:

Cal St. Fullerton

■ Loss,
 ■ Non-Conf,
 ■ S Site,
 ■ H Home
 ■ A Away
 N Neutral

California

Through Games Of Dec. 14, 2019

Average RPI Win:	218	WON-LOST	WINNING	LAST 10	STRENGTH OF	OPP. STRENGTH	TEAM	ADJ.	CONF.	ADJ CONF.
Average RPI Loss:	58	RECORD	PCT. RANK	GAMES	SCHEDULE	OF SCHEDULE	RPI	RPI	RPI	RPI
DIV. I ONLY	7- 2	53	7-2	164	129	57	57	2	2	
DIV. I NON-CONF.	7- 2	53	7-2	165	129	58	58	2	2	
TOTALS	RPI 1-25	RPI 26-50	W-L RECORDS	RPI 51-100	RPI 101-150	RPI 150+				
7- 2	0- 1	1- 0	OVERALL	0- 0	1- 1	5- 0				
6- 0	0- 0	1- 0	HOME	0- 0	1- 0	4- 0				
1- 2	0- 1	0- 0	AWAY	0- 0	0- 1	1- 0				
0- 0	0- 0	0- 0	NEUTRAL	0- 0	0- 0	0- 0				
7- 2	0- 1	1- 0	NON-CONFERENCE	0- 0	1- 1	5- 0				
6- 0	0- 0	1- 0	HOME	0- 0	1- 0	4- 0				
1- 2	0- 1	0- 0	AWAY	0- 0	0- 1	1- 0				
0- 0	0- 0	0- 0	NEUTRAL	0- 0	0- 0	0- 0				
0- 0	0- 0	0- 0	CONFERENCE	0- 0	0- 0	0- 0				
0- 0	0- 0	0- 0	HOME	0- 0	0- 0	0- 0				
0- 0	0- 0	0- 0	AWAY	0- 0	0- 0	0- 0				
0- 0	0- 0	0- 0	NEUTRAL	0- 0	0- 0	0- 0				

RPI 1-25				RPI 26-50				RPI 51-100				Team's RPI: 57				RPI 101+			
RPI	S	Opponent	Score	RPI	S	Opponent	Score	RPI	S	Opponent	Score	RPI	S	Opponent	Score	RPI	S	Opponent	Score
1	A	UConn	61 72	30	H	Arkansas	84 80									114	A	Harvard	53 56
																126	H	Santa Clara	69 65
																209	H	Boston U.	73 62
																265	H	UC Riverside	84 61
																267	H	Long Beach St.	68 45
																314	A	San Diego St.	74 48
																317	H	N.C. Central	90 69
LAST 10 Division I																			
				209	H	Boston U.	73 62					126	H	Santa Clara	69 65				
				267	H	Long Beach St.	68 45					265	H	UC Riverside	84 61				
				317	H	N.C. Central	90 69					1	A	UConn	61 72				
				30	H	Arkansas	84 80					114	A	Harvard	53 56				
				314	A	San Diego St.	74 48												

Non-Div I Games:

California

■ Loss,
 ■ Non-Conf, S Site,
 ■ Home
 ■ Away
 N Neutral

Average RPI Win:	257	WON-LOST	WINNING	LAST 10	STRENGTH OF	OPP. STRENGTH	TEAM	ADJ.	CONF.	ADJ CONF.
Average RPI Loss:	145	RECORD	PCT. RANK	GAMES	SCHEDULE	OF SCHEDULE	RPI	RPI	RPI	RPI
DIV. I ONLY	5- 5	163	5-5	235	176	234	234	32	32	
DIV. I NON-CONF.	5- 5	163	5-5	235	174	234	234	32	32	
TOTALS	RPI 1-25	RPI 26-50	W-L RECORDS	RPI 51-100	RPI 101-150	RPI 150+				
5- 5	0- 1	0- 0	OVERALL	0- 0	0- 2	5- 2				
5- 0	0- 0	0- 0	HOME	0- 0	0- 0	5- 0				
0- 2	0- 0	0- 0	AWAY	0- 0	0- 0	0- 2				
0- 3	0- 1	0- 0	NEUTRAL	0- 0	0- 2	0- 0				
5- 5	0- 1	0- 0	NON-CONFERENCE	0- 0	0- 2	5- 2				
5- 0	0- 0	0- 0	HOME	0- 0	0- 0	5- 0				
0- 2	0- 0	0- 0	AWAY	0- 0	0- 0	0- 2				
0- 3	0- 1	0- 0	NEUTRAL	0- 0	0- 2	0- 0				
0- 0	0- 0	0- 0	CONFERENCE	0- 0	0- 0	0- 0				
0- 0	0- 0	0- 0	HOME	0- 0	0- 0	0- 0				
0- 0	0- 0	0- 0	AWAY	0- 0	0- 0	0- 0				
0- 0	0- 0	0- 0	NEUTRAL	0- 0	0- 0	0- 0				

RPI 1-25				RPI 26-50				RPI 51-100				RPI 101+ Team's RPI: 234			
RPI	S	Opponent	Score	RPI	S	Opponent	Score	RPI	S	Opponent	Score	RPI	S	Opponent	Score
5	N	Stanford	78 83									109	N	Bowling Green	60 98
												122	N	Houston	75 96
												223	A	Cal St. Fullerton	93 97
												225	H	Alabama A&M	60 55
												231	H	CSUN	64 56
												265	A	UC Riverside	64 80
												267	H	Long Beach St.	79 70
												271	H	UC Santa Barbara	85 81
												290	H	Northern Ariz.	98 79
LAST 10 Division I															
109	N	Bowling Green	60 98	223	A	Cal St. Fullerton	93 97								
122	N	Houston	75 96	265	A	UC Riverside	64 80								
5	N	Stanford	78 83	225	H	Alabama A&M	60 55								
271	H	UC Santa Barbara	85 81	231	H	CSUN	64 56								
290	H	Northern Ariz.	98 79	267	H	Long Beach St.	79 70								

Non-Div I Games: Ottawa (AZ) 103 75 LIFE Pacific 93 48

California Baptist

Loss, Non-Conf, S Site, H Home A Away N Neutral

Average RPI Win: 203		WON-LOST	WINNING	LAST 10	STRENGTH OF	OPP. STRENGTH	TEAM	ADJ.	CONF.	ADJ CONF.
Average RPI Loss: 182		RECORD	PCT. RANK	GAMES	SCHEDULE	OF SCHEDULE	RPI	RPI	RPI	RPI
DIV. I ONLY		3- 2	124	3-2	250	197	144	144	30	30
DIV. I NON-CONF.		3- 2	124	3-2	249	195	143	143	30	30
TOTALS	RPI 1-25	RPI 26-50		W-L RECORDS		RPI 51-100	RPI 101-150	RPI 150+		
3- 2	0- 0	0- 1		OVERALL		0- 0	1- 0	2- 1		
2- 0	0- 0	0- 0		HOME		0- 0	1- 0	1- 0		
1- 2	0- 0	0- 1		AWAY		0- 0	0- 0	1- 1		
0- 0	0- 0	0- 0		NEUTRAL		0- 0	0- 0	0- 0		
3- 2	0- 0	0- 1		NON-CONFERENCE		0- 0	1- 0	2- 1		
2- 0	0- 0	0- 0		HOME		0- 0	1- 0	1- 0		
1- 2	0- 0	0- 1		AWAY		0- 0	0- 0	1- 1		
0- 0	0- 0	0- 0		NEUTRAL		0- 0	0- 0	0- 0		
0- 0	0- 0	0- 0		CONFERENCE		0- 0	0- 0	0- 0		
0- 0	0- 0	0- 0		HOME		0- 0	0- 0	0- 0		
0- 0	0- 0	0- 0		AWAY		0- 0	0- 0	0- 0		
0- 0	0- 0	0- 0		NEUTRAL		0- 0	0- 0	0- 0		

[illegible]

Non-Div I Games:	St. Andrews	122	56	Bluefield Col.	65	41
------------------	-------------	-----	----	----------------	----	----

Campbell

■ Loss, ■ Non-Conf, S Site, H Home A Away N Neutral

Caniis

C
a
n
i
s
i
u
s

Canisius

GENERAL RPI				THROUGH GAMES OF DEC. 11, 1919						
Average RPI Win:	270	WON-LOST	WINNING	LAST 10	STRENGTH OF	OPP. STRENGTH	TEAM	ADJ.	CONF.	ADJ CONF.
Average RPI Loss:	184	RECORD	PCT. RANK	GAMES	SCHEDULE	OF SCHEDULE	RPI	RPI	RPI	RPI
DIV. I ONLY	1- 5	302	1-5	226	238	310	310	26	26	
DIV. I NON-CONF.	1- 5	301	1-5	226	238	310	310	26	26	

TOTALS	RPI 1-25	RPI 26-50		W-L RECORDS		RPI 51-100	RPI 101-150	RPI 150+		
1- 5	0- 1	0- 0		OVERALL		0- 0	0- 0	1- 4		
1- 0	0- 0	0- 0		HOME		0- 0	0- 0	1- 0		
0- 5	0- 1	0- 0		AWAY		0- 0	0- 0	0- 4		
0- 0	0- 0	0- 0		NEUTRAL		0- 0	0- 0	0- 0		
1- 5	0- 1	0- 0		NON-CONFERENCE		0- 0	0- 0	1- 4		
1- 0	0- 0	0- 0		HOME		0- 0	0- 0	1- 0		
0- 5	0- 1	0- 0		AWAY		0- 0	0- 0	0- 4		
0- 0	0- 0	0- 0		NEUTRAL		0- 0	0- 0	0- 0		
0- 0	0- 0	0- 0		CONFERENCE		0- 0	0- 0	0- 0		
0- 0	0- 0	0- 0		HOME		0- 0	0- 0	0- 0		
0- 0	0- 0	0- 0		AWAY		0- 0	0- 0	0- 0		
0- 0	0- 0	0- 0		NEUTRAL		0- 0	0- 0	0- 0		

[illegible]

Non-Div I Games:	Hendrix	104	28	Crowley's Ridge	82	26
------------------	---------	-----	----	-----------------	----	----

Central Ark.

■ Loss, ■ Non-Conf, S Site, H Home A Away N Neutral

Average RPI Win:	0	WON-LOST	WINNING	LAST 10	STRENGTH OF	OPP. STRENGTH	TEAM	ADJ.	CONF.	ADJ CONF.
Average RPI Loss:	226	RECORD	PCT. RANK	GAMES	SCHEDULE	OF SCHEDULE	RPI	RPI	RPI	RPI
DIV. I ONLY	0- 8	336	0-8	272	341	342	342	29	29	
DIV. I NON-CONF.	0- 8	336	0-8	272	341	342	342	29	29	
TOTALS	RPI 1-25	RPI 26-50	W-L RECORDS	RPI 51-100	RPI 101-150	RPI 150+				
0- 8	0- 0	0- 0	OVERALL	0- 1	0- 2	0- 5				
0- 3	0- 0	0- 0	HOME	0- 0	0- 0	0- 3				
0- 5	0- 0	0- 0	AWAY	0- 1	0- 2	0- 2				
0- 0	0- 0	0- 0	NEUTRAL	0- 0	0- 0	0- 0				
0- 8	0- 0	0- 0	NON-CONFERENCE	0- 1	0- 2	0- 5				
0- 3	0- 0	0- 0	HOME	0- 0	0- 0	0- 3				
0- 5	0- 0	0- 0	AWAY	0- 1	0- 2	0- 2				
0- 0	0- 0	0- 0	NEUTRAL	0- 0	0- 0	0- 0				
0- 0	0- 0	0- 0	CONFERENCE	0- 0	0- 0	0- 0				
0- 0	0- 0	0- 0	HOME	0- 0	0- 0	0- 0				
0- 0	0- 0	0- 0	AWAY	0- 0	0- 0	0- 0				
0- 0	0- 0	0- 0	NEUTRAL	0- 0	0- 0	0- 0				

RPI 1-25				RPI 26-50				RPI 51-100				RPI 101+				Team's RPI: 342	
RPI	S	Opponent	Score	RPI	S	Opponent	Score	RPI	S	Opponent	Score	RPI	S	Opponent	Score		
								95	A	Buffalo	56	61	101	A	Duquesne	33	72
													106	A	Lehigh	51	70
													240	H	UMass Lowell	54	56
													299	A	Pittsburgh	73	81
													306	H	Albany (NY)	63	73
													325	H	Brown	73	83
													338	A	New Hampshire	59	70
LAST 10 Division I																	
	</																

Non-Div I Games:

Central Conn. St.

Average RPI Win:	151	WON-LOST	WINNING	LAST 10	STRENGTH OF	OPP. STRENGTH	TEAM	ADJ.	CONF.	ADJ CONF.
Average RPI Loss:	41	RECORD	PCT. RANK	GAMES	SCHEDULE	OF SCHEDULE	RPI	RPI	RPI	RPI
DIV. I ONLY	5- 3	106	5-3	80	29	68	68	11	11	
DIV. I NON-CONF.	5- 3	105	5-3	79	29	68	68	11	11	
TOTALS	RPI 1-25	RPI 26-50	W-L RECORDS	RPI 51-100	RPI 101-150	RPI 150+				
5- 3	0- 1	0- 1	OVERALL	2- 1	1- 0	2- 0				
4- 1	0- 0	0- 0	HOME	1- 1	1- 0	2- 0				
1- 2	0- 1	0- 1	AWAY	1- 0	0- 0	0- 0				
0- 0	0- 0	0- 0	NEUTRAL	0- 0	0- 0	0- 0				
5- 3	0- 1	0- 1	NON-CONFERENCE	2- 1	1- 0	2- 0				
4- 1	0- 0	0- 0	HOME	1- 1	1- 0	2- 0				
1- 2	0- 1	0- 1	AWAY	1- 0	0- 0	0- 0				
0- 0	0- 0	0- 0	NEUTRAL	0- 0	0- 0	0- 0				
0- 0	0- 0	0- 0	CONFERENCE	0- 0	0- 0	0- 0				
0- 0	0- 0	0- 0	HOME	0- 0	0- 0	0- 0				
0- 0	0- 0	0- 0	AWAY	0- 0	0- 0	0- 0				
0- 0	0- 0	0- 0	NEUTRAL	0- 0	0- 0	0- 0				

RPI 1-25				RPI 26-50				RPI 51-100				Team's RPI: 68	RPI 101+			
RPI	S	Opponent	Score	RPI	S	Opponent	Score	RPI	S	Opponent	Score		RPI	S	Opponent	Score
4	A	Louisville	63 76	36	A	Western Ky.	58 93	84	H	Green Bay	105 111		133	H	Dayton	81 80
								89	A	South Dakota St.	79 74		201	H	Northeastern	79 63
								99	H	Marist	77 54		235	H	Iona	70 50
LAST 10 Division I																
				89	A	South Dakota St.	79 74	99	H	Marist	77 54					
				235	H	Iona	70 50	201	H	Northeastern	79 63					
				84	H	Green Bay	105 111	133	H	Dayton	81 80					
								36	A	Western Ky.	58 93					
								4	A	Louisville	63 76					

Non-Div I Games:

Central Mich.

Charleston So.

Through Games Of Dec. 14, 2019

Average RPI Win:	0	WON-LOST	WINNING	LAST 10	STRENGTH OF	OPP. STRENGTH	TEAM	ADJ.	CONF.	ADJ CONF.
Average RPI Loss:	175	RECORD	PCT. RANK	GAMES	SCHEDULE	OF SCHEDULE	RPI	RPI	RPI	RPI
DIV. I ONLY	0- 6	336	0-6	90	330	316	316	30	30	
DIV. I NON-CONF.	0- 6	336	0-6	89	330	315	315	30	30	
TOTALS	RPI 1-25	RPI 26-50	W-L RECORDS	RPI 51-100	RPI 101-150	RPI 150+				
0- 6	0- 1	0- 0	OVERALL	0- 1	0- 1	0- 3				
0- 3	0- 0	0- 0	HOME	0- 0	0- 1	0- 2				
0- 3	0- 1	0- 0	AWAY	0- 1	0- 0	0- 1				
0- 0	0- 0	0- 0	NEUTRAL	0- 0	0- 0	0- 0				
0- 6	0- 1	0- 0	NON-CONFERENCE	0- 1	0- 1	0- 3				
0- 3	0- 0	0- 0	HOME	0- 0	0- 1	0- 2				
0- 3	0- 1	0- 0	AWAY	0- 1	0- 0	0- 1				
0- 0	0- 0	0- 0	NEUTRAL	0- 0	0- 0	0- 0				
0- 0	0- 0	0- 0	CONFERENCE	0- 0	0- 0	0- 0				
0- 0	0- 0	0- 0	HOME	0- 0	0- 0	0- 0				
0- 0	0- 0	0- 0	AWAY	0- 0	0- 0	0- 0				
0- 0	0- 0	0- 0	NEUTRAL	0- 0	0- 0	0- 0				

RPI 1-25			RPI 26-50			RPI 51-100			RPI 101+			Team's RPI: 316
RPI	S	Opponent	Score	RPI	S	Opponent	Score	RPI	S	Opponent	Score	
21	A	Florida St.	36 88					65	A	North Carolina	54 85	
								120	H	North Dakota	57 73	
								189	H	Bethune-Cookman	41 81	
								309	A	Western Caro.	64 69	
								348	H	South Carolina St.	75 81	
LAST 10 Division I												
309	A	Western Caro.	64 69	348	H	South Carolina St.	75 81	21	A	Florida St.	36 88	
120	H	North Dakota	57 73									
189	H	Bethune-Cookman	41 81									
65	A	North Carolina	54 85									

Non-Div I Games: Virginia-Lynchburg 92 55

Charleston So.

Loss, Non-Conf, S Site, H Home A Away N Neutral

Average RPI Win:	164	WON-LOST	WINNING	LAST 10	STRENGTH OF	OPP. STRENGTH	TEAM	ADJ.	CONF.	ADJ CONF.
Average RPI Loss:	99	RECORD	PCT. RANK	GAMES	SCHEDULE	OF SCHEDULE	RPI	RPI	RPI	RPI
DIV. I ONLY	6- 2	61	6-2	65	142	37	37	13	13	
DIV. I NON-CONF.	6- 2	61	6-2	63	141	37	37	13	13	
TOTALS	RPI 1-25	RPI 26-50	W-L RECORDS	RPI 51-100	RPI 101-150	RPI 150+				
6- 2	0- 0	1- 1	OVERALL	1- 0	0- 0	4- 1				
2- 1	0- 0	1- 0	HOME	0- 0	0- 0	1- 1				
2- 1	0- 0	0- 1	AWAY	0- 0	0- 0	2- 0				
2- 0	0- 0	0- 0	NEUTRAL	1- 0	0- 0	1- 0				
6- 2	0- 0	1- 1	NON-CONFERENCE	1- 0	0- 0	4- 1				
2- 1	0- 0	1- 0	HOME	0- 0	0- 0	1- 1				
2- 1	0- 0	0- 1	AWAY	0- 0	0- 0	2- 0				
2- 0	0- 0	0- 0	NEUTRAL	1- 0	0- 0	1- 0				
0- 0	0- 0	0- 0	CONFERENCE	0- 0	0- 0	0- 0				
0- 0	0- 0	0- 0	HOME	0- 0	0- 0	0- 0				
0- 0	0- 0	0- 0	AWAY	0- 0	0- 0	0- 0				
0- 0	0- 0	0- 0	NEUTRAL	0- 0	0- 0	0- 0				

RPI 1-25				RPI 26-50				Team's RPI: 37		RPI 51-100				RPI 101+			
RPI	S	Opponent	Score	RPI	S	Opponent	Score	RPI	S	Opponent	Score	RPI	S	Opponent	Score		
				44	H	Richmond	78 59	86	N	Boston College	84 68	152	H	Fordham	51 76		
				45	A	Kentucky	39 86					177	H	Gardner-Webb	74 49		
												190	N	Tulane	60 56		
												207	A	Wake Forest	77 65		
												282	A	East Carolina	59 47		
LAST 10 Division I																	
				152	H	Fordham	51 76	45	A	Kentucky	39 86						
				282	A	East Carolina	59 47	190	N	Tulane	60 56						
				207	A	Wake Forest	77 65	86	N	Boston College	84 68						
				44	H	Richmond	78 59										
				177	H	Gardner-Webb	74 49										

Non-Div I Games:

Charlotte

Chattanooga

Through Games Of Dec. 14, 2019

Average RPI Win:	176	WON-LOST	WINNING	LAST 10	STRENGTH OF	OPP. STRENGTH	TEAM	ADJ.	CONF.	ADJ CONF.
Average RPI Loss:	125	RECORD	PCT. RANK	GAMES	SCHEDULE	OF SCHEDULE	RPI	RPI	RPI	RPI
DIV. I ONLY	1- 10	335	1-9	171	90	289	289	25	25	
DIV. I NON-CONF.	1- 10	335	1-9	171	91	289	289	25	25	
TOTALS	RPI 1-25	RPI 26-50	W-L RECORDS	RPI 51-100	RPI 101-150	RPI 150+				
1- 10	0- 2	0- 0	OVERALL	0- 1	0- 4	1- 3				
0- 4	0- 1	0- 0	HOME	0- 0	0- 1	0- 2				
1- 6	0- 1	0- 0	AWAY	0- 1	0- 3	1- 1				
0- 0	0- 0	0- 0	NEUTRAL	0- 0	0- 0	0- 0				
1- 10	0- 2	0- 0	NON-CONFERENCE	0- 1	0- 4	1- 3				
0- 4	0- 1	0- 0	HOME	0- 0	0- 1	0- 2				
1- 6	0- 1	0- 0	AWAY	0- 1	0- 3	1- 1				
0- 0	0- 0	0- 0	NEUTRAL	0- 0	0- 0	0- 0				
0- 0	0- 0	0- 0	CONFERENCE	0- 0	0- 0	0- 0				
0- 0	0- 0	0- 0	HOME	0- 0	0- 0	0- 0				
0- 0	0- 0	0- 0	AWAY	0- 0	0- 0	0- 0				
0- 0	0- 0	0- 0	NEUTRAL	0- 0	0- 0	0- 0				

RPI S	Opponent	Score	RPI S	Opponent	Score	RPI S	Opponent	Score	RPI S	Opponent	Score	Team's RPI: 289
4	A Louisville	37 86				89	A South Dakota St.	56 71	115	A Belmont	50 63	
24	H Purdue	34 66							123	H Austin Peay	49 50	
									139	A Cincinnati	53 72	
									143	A UT Martin	51 78	
									176	A Liberty	71 54	
									181	H Northern Colo.	42 59	
									194	A Eastern Ky.	65 71	
									239	H Hampton	55 84	
LAST 10 Division I												
4	A Louisville	37 86	89	A South Dakota St.	56 71							
139	A Cincinnati	53 72	143	A UT Martin	51 78							
24	H Purdue	34 66	194	A Eastern Ky.	65 71							
176	A Liberty	71 54	181	H Northern Colo.	42 59							
239	H Hampton	55 84	123	H Austin Peay	49 50							

Non-Div I Games:

Chattanooga

Loss, Non-Conf, S Site, H Home A Away N Neutral

Average RPI Win:	0	WON-LOST	WINNING	LAST 10	STRENGTH OF	OPP. STRENGTH	TEAM	ADJ.	CONF.	ADJ CONF.
Average RPI Loss:	181	RECORD	PCT. RANK	GAMES	SCHEDULE	OF SCHEDULE	RPI	RPI	RPI	RPI
DIV. I ONLY	0- 11	336	0-10	168	302	328	328	32	32	
DIV. I NON-CONF.	0- 11	336	0-10	168	303	328	328	32	32	
TOTALS	RPI 1-25	RPI 26-50	W-L RECORDS	RPI 51-100	RPI 101-150	RPI 150+				
0- 11	0- 0	0- 0	OVERALL	0- 4	0- 1	0- 6				
0- 6	0- 0	0- 0	HOME	0- 3	0- 0	0- 3				
0- 4	0- 0	0- 0	AWAY	0- 1	0- 1	0- 2				
0- 1	0- 0	0- 0	NEUTRAL	0- 0	0- 0	0- 1				
0- 11	0- 0	0- 0	NON-CONFERENCE	0- 4	0- 1	0- 6				
0- 6	0- 0	0- 0	HOME	0- 3	0- 0	0- 3				
0- 4	0- 0	0- 0	AWAY	0- 1	0- 1	0- 2				
0- 1	0- 0	0- 0	NEUTRAL	0- 0	0- 0	0- 1				
0- 0	0- 0	0- 0	CONFERENCE	0- 0	0- 0	0- 0				
0- 0	0- 0	0- 0	HOME	0- 0	0- 0	0- 0				
0- 0	0- 0	0- 0	AWAY	0- 0	0- 0	0- 0				
0- 0	0- 0	0- 0	NEUTRAL	0- 0	0- 0	0- 0				

RPI 1-25				RPI 26-50				RPI 51-100				RPI 101+				Team's RPI: 328	
RPI	S	Opponent	Score	RPI	S	Opponent	Score	RPI	S	Opponent	Score	RPI	S	Opponent	Score		
								62	H	Loyola Chicago	53 98	132	A	Illinois	66 96		
								64	H	Arizona	50 82	204	H	Oakland	70 98		
								79	A	UT Arlington	53 84	206	H	Western Ill.	78 88		
								84	H	Green Bay	46 102	246	A	Western Mich.	69 90		
												271	N	UC Santa Barbara	65 96		
												321	H	UIC	61 73		
												324	A	Nevada	60 80		
LAST 10 Division I																	
				84	H	Green Bay	46 102	246	A	Western Mich.	69 90						
				62	H	Loyola Chicago	53 98	206	H	Western Ill.	78 88						
				204	H	Oakland	70 98	321	H	UIC	61 73						
				64	H	Arizona	50 82	271	N	UC Santa Barbara	65 96						
				79	A	UT Arlington	53 84	324	A	Nevada	60 80						

Non-Div I Games:

Chicago St.

■ Loss, ■ Non-Conf, S Site, H Home A Away N Neutral

Average RPI Win: 208		WON-LOST	WINNING	LAST 10	STRENGTH OF	OPP. STRENGTH	TEAM	ADJ.	CONF.	ADJ CONF.
Average RPI Loss: 50		RECORD	PCT. RANK	GAMES	SCHEDULE	OF SCHEDULE	RPI	RPI	RPI	RPI
DIV. I ONLY		6- 4	124	6-4	157	74	139	139	9	9
DIV. I NON-CONF.		6- 4	124	6-4	158	72	139	139	9	9
TOTALS	RPI 1-25	RPI 26-50		W-L RECORDS		RPI 51-100	RPI 101-150	RPI 150+		
6- 4	0- 2	0- 1		OVERALL		0- 0	2- 1	4- 0		
4- 2	0- 1	0- 1		HOME		0- 0	2- 0	2- 0		
2- 0	0- 0	0- 0		AWAY		0- 0	0- 0	2- 0		
0- 2	0- 1	0- 0		NEUTRAL		0- 0	0- 1	0- 0		
6- 4	0- 2	0- 1		NON-CONFERENCE		0- 0	2- 1	4- 0		
4- 2	0- 1	0- 1		HOME		0- 0	2- 0	2- 0		
2- 0	0- 0	0- 0		AWAY		0- 0	0- 0	2- 0		
0- 2	0- 1	0- 0		NEUTRAL		0- 0	0- 1	0- 0		
0- 0	0- 0	0- 0		CONFERENCE		0- 0	0- 0	0- 0		
0- 0	0- 0	0- 0		HOME		0- 0	0- 0	0- 0		
0- 0	0- 0	0- 0		AWAY		0- 0	0- 0	0- 0		
0- 0	0- 0	0- 0		NEUTRAL		0- 0	0- 0	0- 0		

RPI 1-25					
RPI	S	Opponent	Score		
11	H	Ohio St.	73	78	
25	N	Iowa	61	69	

RPI 26-50					
RPI	S	Opponent	Score		
33	H	Saint Louis	50	60	

RPI 51-100					
RPI	S	Opponent	Score		

RPI 101+					
RPI	S	Opponent	Team's RPI: 139 Score		
129	H	Ball St.	63	56	
130	N	Bucknell	48	56	
141	H	Miami (OH)	98	68	
178	H	Utah	68	62	
249	A	VCU	58	56	
262	A	Xavier	85	78	
289	H	Chattanooga	72	53	

LAST 10 Division I					
289	H	Chattanooga	72	53	
129	H	Ball St.	63	56	
11	H	Ohio St.	73	78	
33	H	Saint Louis	50	60	
178	H	Utah	68	62	
262	A	Xavier	85	78	
141	H	Miami (OH)	98	68	
249	A	VCU	58	56	
130	N	Bucknell	48	56	
25	N	Iowa	61	69	

Non-Div I Games:

Cincinnati

■ Loss, ■ Non-Conf, S Site, H Home A Away N Neutral

Average RPI Win:	237	WON-LOST	WINNING	LAST 10	STRENGTH OF	OPP. STRENGTH	TEAM	ADJ.	CONF.	ADJ CONF.
Average RPI Loss:	90	RECORD	PCT. RANK	GAMES	SCHEDULE	OF SCHEDULE	RPI	RPI	RPI	RPI
DIV. I ONLY	3- 7	244	3-7	40	174	187	187	3	3	
DIV. I NON-CONF.	3- 6	235	3-6	82	173	212	212	3	3	
TOTALS	RPI 1-25	RPI 26-50	W-L RECORDS	RPI 51-100	RPI 101-150	RPI 150+				
3- 7	0- 3	0- 1	OVERALL	0- 0	1- 1	2- 2				
2- 4	0- 2	0- 0	HOME	0- 0	1- 1	1- 1				
0- 2	0- 1	0- 0	AWAY	0- 0	0- 0	0- 1				
1- 1	0- 0	0- 1	NEUTRAL	0- 0	0- 0	1- 0				
3- 6	0- 2	0- 1	NON-CONFERENCE	0- 0	1- 1	2- 2				
2- 3	0- 1	0- 0	HOME	0- 0	1- 1	1- 1				
0- 2	0- 1	0- 0	AWAY	0- 0	0- 0	0- 1				
1- 1	0- 0	0- 1	NEUTRAL	0- 0	0- 0	1- 0				
0- 1	0- 1	0- 0	CONFERENCE	0- 0	0- 0	0- 0				
0- 1	0- 1	0- 0	HOME	0- 0	0- 0	0- 0				
0- 0	0- 0	0- 0	AWAY	0- 0	0- 0	0- 0				
0- 0	0- 0	0- 0	NEUTRAL	0- 0	0- 0	0- 0				

RPI 1-25				RPI 26-50				RPI 51-100				RPI 101+ Team's RPI: 187			
RPI	S	Opponent	Score	RPI	S	Opponent	Score	RPI	S	Opponent	Score	RPI	S	Opponent	Score
16	H	South Carolina	48 84	39	N	Maryland	44 63					116	H	Furman	77 71
21	H	Florida St.	64 81									121	H	Alabama	54 67
25	A	Iowa	60 74									170	H	Navy	52 65
												238	A	Penn St.	55 68
												278	H	Alabama St.	76 43
												318	N	Alcorn	77 46
LAST 10 Division I															
238	A	Penn St.	55 68	21	H	Florida St.	64 81								
278	H	Alabama St.	76 43	25	A	Iowa	60 74								
121	H	Alabama	54 67	318	N	Alcorn	77 46								
170	H	Navy	52 65	39	N	Maryland	44 63								
116	H	Furman	77 71	16	H	South Carolina	48 84								

Non-Div I Games:

Clemson

Average RPI Win: 270				WON-LOST		WINNING		LAST 10		STRENGTH OF		OPP. STRENGTH		TEAM		ADJ.		CONF.		ADJ CONF.	
Average RPI Loss: 109				RECORD		PCT. RANK		GAMES		SCHEDULE		OF SCHEDULE		RPI		RPI		RPI		RPI	
DIV. I ONLY				7- 1		33		7-1		338		119		146		146		16		16	
DIV. I NON-CONF.				7- 1		33		7-1		339		119		145		145		16		16	
TOTALS		RPI 1-25		RPI 26-50		W-L RECORDS		RPI 51-100		RPI 101-150		RPI 150+									
7- 1		0- 0		0- 0		OVERALL		0- 0		0- 1		7- 0									
1- 0		0- 0		0- 0		HOME		0- 0		0- 0		1- 0									
6- 1		0- 0		0- 0		AWAY		0- 0		0- 1		6- 0									
0- 0		0- 0		0- 0		NEUTRAL		0- 0		0- 0		0- 0									
7- 1		0- 0		0- 0		NON-CONFERENCE		0- 0		0- 1		7- 0									
1- 0		0- 0		0- 0		HOME		0- 0		0- 0		1- 0									
6- 1		0- 0		0- 0		AWAY		0- 0		0- 1		6- 0									
0- 0		0- 0		0- 0		NEUTRAL		0- 0		0- 0		0- 0									
0- 0		0- 0		0- 0		CONFERENCE		0- 0		0- 0		0- 0									
0- 0		0- 0		0- 0		HOME		0- 0		0- 0		0- 0									
0- 0		0- 0		0- 0		AWAY		0- 0		0- 0		0- 0									
0- 0		0- 0		0- 0		NEUTRAL		0- 0		0- 0		0- 0									

RPI 1-25				RPI 26-50				RPI 51-100				RPI 101+				Team's RPI: 146	
RPI	S	Opponent	Score	RPI	S	Opponent	Score	RPI	S	Opponent	Score	RPI	S	Opponent	Score		
												109	A	Bowling Green	62	89	
												166	H	Akron	66	62	
												182	A	Delaware St.	57	49	
												264	A	ETSU	62	54	
												294	A	St. Bonaventure	65	62	
												309	A	Western Caro.	68	61	
												335	A	Hofstra	61	51	
												337	A	LIU Brooklyn	79	49	
LAST 10 Division I																	
				335	A	Hofstra	61 51	264	A	ETSU	62 54						
				337	A	LIU Brooklyn	79 49	309	A	Western Caro.	68 61						
				109	A	Bowling Green	62 89	182	A	Delaware St.	57 49						
								166	H	Akron	66 62						
								294	A	St. Bonaventure	65 62						

Non-Div I Games:	Davis & Elkins	110	41
------------------	----------------	-----	----

Cleveland St.

■ Loss, ■ Non-Conf, S Site, H Home A Away N Neutral

Season Summary				Through Games of Dec. 11, 1919						
Average RPI Win:	250	WON-LOST	WINNING	LAST 10	STRENGTH OF	OPP. STRENGTH	TEAM	ADJ.	CONF.	ADJ CONF.
Average RPI Loss:	44	RECORD	PCT. RANK	GAMES	SCHEDULE	OF SCHEDULE	RPI	RPI	RPI	RPI
DIV. I ONLY	6- 1	43	6-1	326	108	153	153	23	23	
DIV. I NON-CONF.	6- 1	43	6-1	326	108	152	152	23	23	

TOTALS	RPI 1-25		RPI 26-50		W-L RECORDS		RPI 51-100		RPI 101-150	RPI 150+
6- 1	0- 0		0- 1		OVERALL		0- 0		1- 0	5- 0
3- 1	0- 0		0- 1		HOME		0- 0		1- 0	2- 0
3- 0	0- 0		0- 0		AWAY		0- 0		0- 0	3- 0
0- 0	0- 0		0- 0		NEUTRAL		0- 0		0- 0	0- 0
6- 1	0- 0		0- 1		NON-CONFERENCE		0- 0		1- 0	5- 0
3- 1	0- 0		0- 1		HOME		0- 0		1- 0	2- 0
3- 0	0- 0		0- 0		AWAY		0- 0		0- 0	3- 0
0- 0	0- 0		0- 0		NEUTRAL		0- 0		0- 0	0- 0
0- 0	0- 0		0- 0		CONFERENCE		0- 0		0- 0	0- 0
0- 0	0- 0		0- 0		HOME		0- 0		0- 0	0- 0
0- 0	0- 0		0- 0		AWAY		0- 0		0- 0	0- 0
0- 0	0- 0		0- 0		NEUTRAL		0- 0		0- 0	0- 0

RPI 1-25				RPI 26-50				RPI 51-100				RPI 101+				Team's RPI: 153	
RPI	S	Opponent	Score	RPI	S	Opponent	Score	RPI	S	Opponent	Score	RPI	S	Opponent	Score		
				44	H	Richmond	67 79					113	H	UNC Greensboro	63 54		
												172	H	George Mason	74 59		
												277	A	UNCW	62 43		
												305	H	Ark.-Pine Bluff	76 69		
												309	A	Western Caro.	66 43		
												323	A	Wofford	78 73		
LAST 10 Division I																	
				277	A	UNCW	62 43	44	H	Richmond	67 79						
				172	H	George Mason	74 59	309	A	Western Caro.	66 43						
								323	A	Wofford	78 73						
								113	H	UNC Greensboro	63 54						
								305	H	Ark.-Pine Bluff	76 69						

Non-Div I Games:	UNC Pembroke	86	44	Wesleyan (GA)	132	32
------------------	--------------	----	----	---------------	-----	----

Coastal Caro.

Loss, Non-Conf, S Site, H Home A Away N Neutral

Average RPI Win: 325		WON-LOST	WINNING	LAST 10	STRENGTH OF	OPP. STRENGTH	TEAM	ADJ.	CONF.	ADJ CONF.
Average RPI Loss: 217		RECORD	PCT. RANK	GAMES	SCHEDULE	OF SCHEDULE	RPI	RPI	RPI	RPI
DIV. I ONLY		4- 3	139	4-3	350	289	304	304	20	20
DIV. I NON-CONF.		4- 3	138	4-3	350	288	304	304	19	19
TOTALS	RPI 1-25	RPI 26-50			W-L RECORDS		RPI 51-100	RPI 101-150	RPI 150+	
4- 3	0- 0	0- 0			OVERALL		0- 0	0- 0	4- 3	
1- 1	0- 0	0- 0			HOME		0- 0	0- 0	1- 1	
3- 2	0- 0	0- 0			AWAY		0- 0	0- 0	3- 2	
0- 0	0- 0	0- 0			NEUTRAL		0- 0	0- 0	0- 0	
4- 3	0- 0	0- 0			NON-CONFERENCE		0- 0	0- 0	4- 3	
1- 1	0- 0	0- 0			HOME		0- 0	0- 0	1- 1	
3- 2	0- 0	0- 0			AWAY		0- 0	0- 0	3- 2	
0- 0	0- 0	0- 0			NEUTRAL		0- 0	0- 0	0- 0	
0- 0	0- 0	0- 0			CONFERENCE		0- 0	0- 0	0- 0	
0- 0	0- 0	0- 0			HOME		0- 0	0- 0	0- 0	
0- 0	0- 0	0- 0			AWAY		0- 0	0- 0	0- 0	
0- 0	0- 0	0- 0			NEUTRAL		0- 0	0- 0	0- 0	

RPI 1-25				RPI 26-50				RPI 51-100				RPI 101+				Team's RPI: 304	
RPI	S	Opponent	Score	RPI	S	Opponent	Score	RPI	S	Opponent	Score	RPI	S	Opponent	Score		
												172	H	George Mason	61	72	
												207	A	Wake Forest	50	106	
												273	A	Presbyterian	54	58	
												302	A	High Point	79	70	
												317	H	N.C. Central	85	78	
												332	A	Winthrop	84	73	
												348	A	South Carolina St.	76	55	
EAST 10 Division I																	
				332	A	Winthrop	84 73	207	A	Wake Forest	50 106						
				273	A	Presbyterian	54 58	172	H	George Mason	61 72						
				348	A	South Carolina St.	76 55										
				317	H	N.C. Central	85 78										
				302	A	High Point	79 70										

Non-Div I Games: Coker

82 57

Col. of Charleston

■ Loss, ■ Non-Conf, S Site, H Home A Away N Neutral

Average RPI Win:	218	WON-LOST	WINNING	LAST 10	STRENGTH OF	OPP. STRENGTH	TEAM	ADJ.	CONF.	ADJ CONF.
Average RPI Loss:	54	RECORD	PCT. RANK	GAMES	SCHEDULE	OF SCHEDULE	RPI	RPI	RPI	RPI
DIV. I ONLY	7- 3	79	7-3	201	51	75	75	14	14	
DIV. I NON-CONF.	7- 3	80	7-3	201	51	75	75	14	14	
TOTALS	RPI 1-25	RPI 26-50	W-L RECORDS	RPI 51-100	RPI 101-150	RPI 150+				
7- 3	0- 1	0- 1	OVERALL	1- 0	1- 1	5- 0				
4- 0	0- 0	0- 0	HOME	1- 0	0- 0	3- 0				
3- 3	0- 1	0- 1	AWAY	0- 0	1- 1	2- 0				
0- 0	0- 0	0- 0	NEUTRAL	0- 0	0- 0	0- 0				
7- 3	0- 1	0- 1	NON-CONFERENCE	1- 0	1- 1	5- 0				
4- 0	0- 0	0- 0	HOME	1- 0	0- 0	3- 0				
3- 3	0- 1	0- 1	AWAY	0- 0	1- 1	2- 0				
0- 0	0- 0	0- 0	NEUTRAL	0- 0	0- 0	0- 0				
0- 0	0- 0	0- 0	CONFERENCE	0- 0	0- 0	0- 0				
0- 0	0- 0	0- 0	HOME	0- 0	0- 0	0- 0				
0- 0	0- 0	0- 0	AWAY	0- 0	0- 0	0- 0				
0- 0	0- 0	0- 0	NEUTRAL	0- 0	0- 0	0- 0				

RPI 1-25				RPI 26-50				RPI 51-100				RPI 101+			
RPI	S	Opponent	Score	RPI	S	Opponent	Score	RPI	S	Opponent	Score	RPI	S	Opponent	Score
8	A	Northwestern	44 73	33	A	Saint Louis	51 61	54	H	Yale	70 67	121	A	Alabama	52 72
												150	A	Cornell	62 58
												200	H	Siena	88 51
												240	H	UMass Lowell	73 51
												252	H	Niagara	85 72
												301	A	NJIT	79 52
												327	A	Canisius	90 69
LAST 10 Division I															
8	A	Northwestern	44 73	121	A	Alabama	52 72								
33	A	Saint Louis	51 61	200	H	Siena	88 51								
327	A	Canisius	90 69	252	H	Niagara	85 72								
54	H	Yale	70 67	240	H	UMass Lowell	73 51								
150	A	Cornell	62 58	301	A	NJIT	79 52								

Non-Div I Games:

Colgate

■ Loss,
 ■ Non-Conf,
 ■ S Site,
 ■ H Home
 ■ A Away
 N Neutral

Average RPI Win:	203	WON-LOST	WINNING	LAST 10	STRENGTH OF	OPP. STRENGTH	TEAM	ADJ.	CONF.	ADJ CONF.
Average RPI Loss:	0	RECORD	PCT. RANK	GAMES	SCHEDULE	OF SCHEDULE	RPI	RPI	RPI	RPI
DIV. I ONLY	9- 0	1	9-0	266	102	48	48	2	2	
DIV. I NON-CONF.	9- 0	1	9-0	266	102	48	48	2	2	
TOTALS	RPI 1-25	RPI 26-50	W-L RECORDS	RPI 51-100	RPI 101-150	RPI 150+				
9- 0	0- 0	0- 0	OVERALL	2- 0	1- 0	6- 0				
6- 0	0- 0	0- 0	HOME	2- 0	0- 0	4- 0				
3- 0	0- 0	0- 0	AWAY	0- 0	1- 0	2- 0				
0- 0	0- 0	0- 0	NEUTRAL	0- 0	0- 0	0- 0				
9- 0	0- 0	0- 0	NON-CONFERENCE	2- 0	1- 0	6- 0				
6- 0	0- 0	0- 0	HOME	2- 0	0- 0	4- 0				
3- 0	0- 0	0- 0	AWAY	0- 0	1- 0	2- 0				
0- 0	0- 0	0- 0	NEUTRAL	0- 0	0- 0	0- 0				
0- 0	0- 0	0- 0	CONFERENCE	0- 0	0- 0	0- 0				
0- 0	0- 0	0- 0	HOME	0- 0	0- 0	0- 0				
0- 0	0- 0	0- 0	AWAY	0- 0	0- 0	0- 0				
0- 0	0- 0	0- 0	NEUTRAL	0- 0	0- 0	0- 0				

RPI 1-25				RPI 26-50				Team's RPI: 48				RPI 51-100				RPI 101+			
RPI	S	Opponent	Score	RPI	S	Opponent	Score	RPI	S	Opponent	Score	RPI	S	Opponent	Score	RPI	S	Opponent	Score
												65	H	Texas Southern	74 50	142	A	Wyoming	66 56
												73	H	Wisconsin	74 57	193	H	Jacksonville	66 44
																222	H	Indiana St.	59 46
																262	A	Xavier	62 53
																284	H	Denver	96 70
																286	A	Colorado St.	79 75
																301	H	NJIT	80 57
LAST 10 Division I																			
				222	H	Indiana St.	59 46					284	H	Denver	96 70				
				193	H	Jacksonville	66 44					262	A	Xavier	62 53				
				286	A	Colorado St.	79 75					65	H	Texas Southern	74 50				
				142	A	Wyoming	66 56					301	H	NJIT	80 57				
				73	H	Wisconsin	74 57												

Non-Div I Games:

Colorado

Average RPI Win:	282	WON-LOST	WINNING	LAST 10	STRENGTH OF	OPP. STRENGTH	TEAM	ADJ.	CONF.	ADJ CONF.
Average RPI Loss:	152	RECORD	PCT. RANK	GAMES	SCHEDULE	OF SCHEDULE	RPI	RPI	RPI	RPI
DIV. I ONLY	4- 6	211	4-6	263	270	286	286	19	19	
DIV. I NON-CONF.	4- 4	163	4-4	250	302	252	252	21	21	
TOTALS	RPI 1-25	RPI 26-50	W-L RECORDS	RPI 51-100	RPI 101-150	RPI 150+				
4- 6	0- 0	0- 1	OVERALL	0- 1	0- 1	4- 3				
3- 3	0- 0	0- 1	HOME	0- 1	0- 0	3- 1				
1- 3	0- 0	0- 0	AWAY	0- 0	0- 1	1- 2				
0- 0	0- 0	0- 0	NEUTRAL	0- 0	0- 0	0- 0				
4- 4	0- 0	0- 1	NON-CONFERENCE	0- 0	0- 1	4- 2				
3- 2	0- 0	0- 1	HOME	0- 0	0- 0	3- 1				
1- 2	0- 0	0- 0	AWAY	0- 0	0- 1	1- 1				
0- 0	0- 0	0- 0	NEUTRAL	0- 0	0- 0	0- 0				
0- 2	0- 0	0- 0	CONFERENCE	0- 1	0- 0	0- 1				
0- 1	0- 0	0- 0	HOME	0- 1	0- 0	0- 0				
0- 1	0- 0	0- 0	AWAY	0- 0	0- 0	0- 1				
0- 0	0- 0	0- 0	NEUTRAL	0- 0	0- 0	0- 0				

RPI 1-25			RPI 26-50			RPI 51-100			RPI 101+			Team's RPI: 286
RPI	S	Opponent	Score	RPI	S	Opponent	Score	RPI	S	Opponent	Score	
				48	H	Colorado	75 79	70	H	Boise St.	69 72	
								104	A	Idaho	54 61	
								157	H	Northern Ill.	75 80	
								181	A	Northern Colo.	75 58	
								217	A	Tennessee	41 79	
								265	H	UC Riverside	52 40	
								314	A	San Diego St.	49 59	
								336	H	Mississippi Val.	65 46	
								345	H	Incarnate Word	75 47	
LAST 10 Division I												
265	H	UC Riverside	52 40	336	H	Mississippi Val.	65 46					
345	H	Incarnate Word	75 47	217	A	Tennessee	41 79					
48	H	Colorado	75 79	70	H	Boise St.	69 72					
157	H	Northern Ill.	75 80	314	A	San Diego St.	49 59					
104	A	Idaho	54 61	181	A	Northern Colo.	75 58					

Non-Div I Games: Western St. 56 47 Chadron St. 102 51

Colorado St.

Loss, Non-Conf, S Site, H Home A Away N Neutral

Average RPI Win:	186	WON-LOST	WINNING	LAST 10	STRENGTH OF	OPP. STRENGTH	TEAM	ADJ.	CONF.	ADJ CONF.
Average RPI Loss:	197	RECORD	PCT. RANK	GAMES	SCHEDULE	OF SCHEDULE	RPI	RPI	RPI	RPI
DIV. I ONLY	6- 3	87	6-3	261	200	158	158	8	8	
DIV. I NON-CONF.	6- 3	85	6-3	261	199	157	157	8	8	
TOTALS	RPI 1-25	RPI 26-50	W-L RECORDS	RPI 51-100	RPI 101-150	RPI 150+				
6- 3	0- 0	0- 0	OVERALL	0- 1	1- 0	5- 2				
4- 1	0- 0	0- 0	HOME	0- 0	1- 0	3- 1				
2- 2	0- 0	0- 0	AWAY	0- 1	0- 0	2- 1				
0- 0	0- 0	0- 0	NEUTRAL	0- 0	0- 0	0- 0				
6- 3	0- 0	0- 0	NON-CONFERENCE	0- 1	1- 0	5- 2				
4- 1	0- 0	0- 0	HOME	0- 0	1- 0	3- 1				
2- 2	0- 0	0- 0	AWAY	0- 1	0- 0	2- 1				
0- 0	0- 0	0- 0	NEUTRAL	0- 0	0- 0	0- 0				
0- 0	0- 0	0- 0	CONFERENCE	0- 0	0- 0	0- 0				
0- 0	0- 0	0- 0	HOME	0- 0	0- 0	0- 0				
0- 0	0- 0	0- 0	AWAY	0- 0	0- 0	0- 0				
0- 0	0- 0	0- 0	NEUTRAL	0- 0	0- 0	0- 0				

RPI 1-25				RPI 26-50				RPI 51-100				RPI 101+				Team's RPI: 158	
RPI	S	Opponent	Score	RPI	S	Opponent	Score	RPI	S	Opponent	Score	RPI	S	Opponent	Score		
								95	A	Buffalo	75	82	107	H	Davidson	63	60
													152	H	Fordham	70	51
													169	A	Robert Morris	61	59
													191	H	Saint Joseph's	57	71
													192	H	Milwaukee	74	46
													233	H	Georgetown	54	49
													260	A	Army West Point	71	62
													306	A	Albany (NY)	78	82
LAST 10 Division I																	
				169	A	Robert Morris	61	59					107	H	Davidson	63	60
				95	A	Buffalo	75	82					233	H	Georgetown	54	49
				152	H	Fordham	70	51					192	H	Milwaukee	74	46
				191	H	Saint Joseph's	57	71					260	A	Army West Point	71	62
				306	A	Albany (NY)	78	82									

Non-Div I Games:

Columbia

Average RPI Win:	0	WON-LOST	WINNING	LAST 10	STRENGTH OF	OPP. STRENGTH	TEAM	ADJ.	CONF.	ADJ CONF.
Average RPI Loss:	154	RECORD	PCT. RANK	GAMES	SCHEDULE	OF SCHEDULE	RPI	RPI	RPI	RPI
DIV. I ONLY	0- 9	336	0-9	111	275	315	315	31	31	
DIV. I NON-CONF.	0- 9	336	0-9	111	276	314	314	31	31	
TOTALS	RPI 1-25	RPI 26-50	W-L RECORDS	RPI 51-100	RPI 101-150	RPI 150+				
0- 9	0- 1	0- 1	OVERALL	0- 3	0- 1	0- 3				
0- 1	0- 0	0- 0	HOME	0- 0	0- 0	0- 1				
0- 8	0- 1	0- 1	AWAY	0- 3	0- 1	0- 2				
0- 0	0- 0	0- 0	NEUTRAL	0- 0	0- 0	0- 0				
0- 9	0- 1	0- 1	NON-CONFERENCE	0- 3	0- 1	0- 3				
0- 1	0- 0	0- 0	HOME	0- 0	0- 0	0- 1				
0- 8	0- 1	0- 1	AWAY	0- 3	0- 1	0- 2				
0- 0	0- 0	0- 0	NEUTRAL	0- 0	0- 0	0- 0				
0- 0	0- 0	0- 0	CONFERENCE	0- 0	0- 0	0- 0				
0- 0	0- 0	0- 0	HOME	0- 0	0- 0	0- 0				
0- 0	0- 0	0- 0	AWAY	0- 0	0- 0	0- 0				
0- 0	0- 0	0- 0	NEUTRAL	0- 0	0- 0	0- 0				

RPI 1-25				RPI 26-50				RPI 51-100				RPI 101+ Team's RPI: 315			
RPI	S	Opponent	Score	RPI	S	Opponent	Score	RPI	S	Opponent	Score	RPI	S	Opponent	Score
15	A	South Dakota	44 82	38	A	Rutgers	33 107	60	A	West Virginia	47 82	138	A	La Salle	46 79
								87	A	George Washington	35 54	313	H	Saint Peter's	57 82
								89	A	South Dakota St.	41 94	319	A	Marshall	47 60
												330	A	UMBC	48 71
LAST 10 Division I															
319	A	Marshall	47 60	15	A	South Dakota	44 82	89	A	South Dakota St.	41 94				
313	H	Saint Peter's	57 82					87	A	George Washington	35 54				
330	A	UMBC	48 71					138	A	La Salle	46 79				
38	A	Rutgers	33 107					60	A	West Virginia	47 82				

Non-Div I Games:

Coppin St.

Average RPI Win:	256	WON-LOST	WINNING	LAST 10	STRENGTH OF	OPP. STRENGTH	TEAM	ADJ.	CONF.	ADJ CONF.
Average RPI Loss:	74	RECORD	PCT. RANK	GAMES	SCHEDULE	OF SCHEDULE	RPI	RPI	RPI	RPI
DIV. I ONLY	5- 4	149	5-4	136	218	150	150	8	8	
DIV. I NON-CONF.	5- 4	149	5-4	136	217	149	149	8	8	
TOTALS	RPI 1-25	RPI 26-50	W-L RECORDS	RPI 51-100	RPI 101-150	RPI 150+				
5- 4	0- 0	0- 1	OVERALL	0- 2	0- 1	5- 0				
2- 3	0- 0	0- 0	HOME	0- 2	0- 1	2- 0				
3- 1	0- 0	0- 1	AWAY	0- 0	0- 0	3- 0				
0- 0	0- 0	0- 0	NEUTRAL	0- 0	0- 0	0- 0				
5- 4	0- 0	0- 1	NON-CONFERENCE	0- 2	0- 1	5- 0				
2- 3	0- 0	0- 0	HOME	0- 2	0- 1	2- 0				
3- 1	0- 0	0- 1	AWAY	0- 0	0- 0	3- 0				
0- 0	0- 0	0- 0	NEUTRAL	0- 0	0- 0	0- 0				
0- 0	0- 0	0- 0	CONFERENCE	0- 0	0- 0	0- 0				
0- 0	0- 0	0- 0	HOME	0- 0	0- 0	0- 0				
0- 0	0- 0	0- 0	AWAY	0- 0	0- 0	0- 0				
0- 0	0- 0	0- 0	NEUTRAL	0- 0	0- 0	0- 0				

RPI S	Opponent	Score	RPI S	Opponent	Score	RPI S	Opponent	Score	RPI S	Opponent	Score	Team's RPI: 150
27	A TCU	49 59	75	H Colgate	58 62	101	H Duquesne	62 72	182	A Delaware St.	77 51	
			93	H Binghamton	56 59	240	A UMass Lowell	70 56	252	H Niagara	82 59	
						301	H NJIT	68 44	306	A Albany (NY)	71 51	
LAST 10 Division I												
101	H Duquesne	62 72	93	H Binghamton	56 59	240	A UMass Lowell	70 56				
75	H Colgate	58 62				182	A Delaware St.	77 51				
27	A TCU	49 59				252	H Niagara	82 59				
306	A Albany (NY)	71 51				301	H NJIT	68 44				

Non-Div I Games:

Cornell

Average RPI Win: 129		WON-LOST	WINNING	LAST 10	STRENGTH OF	OPP. STRENGTH	TEAM	ADJ.	CONF.	ADJ CONF.
Average RPI Loss: 17		RECORD	PCT. RANK	GAMES	SCHEDULE	OF SCHEDULE	RPI	RPI	RPI	RPI
DIV. I ONLY		8- 2	45	8-2	17	76	6	6	7	7
DIV. I NON-CONF.		8- 2	45	8-2	17	74	6	6	7	7
TOTALS	RPI 1-25	RPI 26-50		W-L RECORDS		RPI 51-100	RPI 101-150	RPI 150+		
8- 2	0- 2	0- 0		OVERALL		5- 0	1- 0	2- 0		
4- 0	0- 0	0- 0		HOME		2- 0	1- 0	1- 0		
2- 2	0- 2	0- 0		AWAY		1- 0	0- 0	1- 0		
2- 0	0- 0	0- 0		NEUTRAL		2- 0	0- 0	0- 0		
8- 2	0- 2	0- 0		NON-CONFERENCE		5- 0	1- 0	2- 0		
4- 0	0- 0	0- 0		HOME		2- 0	1- 0	1- 0		
2- 2	0- 2	0- 0		AWAY		1- 0	0- 0	1- 0		
2- 0	0- 0	0- 0		NEUTRAL		2- 0	0- 0	0- 0		
0- 0	0- 0	0- 0		CONFERENCE		0- 0	0- 0	0- 0		
0- 0	0- 0	0- 0		HOME		0- 0	0- 0	0- 0		
0- 0	0- 0	0- 0		AWAY		0- 0	0- 0	0- 0		
0- 0	0- 0	0- 0		NEUTRAL		0- 0	0- 0	0- 0		

RPI 1-25				Team's RPI: 6		RPI 26-50				RPI 51-100				RPI 101+			
RPI	S	Opponent	Score	RPI	S	Opponent	Score	RPI	S	Opponent	Score	RPI	S	Opponent	Score		
15	A	South Dakota	65 72					58	H	UNI	57 54	127	H	Wichita St.	56 46		
19	A	Drake	53 63					60	N	West Virginia	82 75	272	H	North Dakota St.	70 59		
								67	N	Temple	69 59	274	A	Omaha	67 54		
								83	A	Nebraska	79 74						
								89	H	South Dakota St.	61 48						
LAST 10 Division I																	
				127	H	Wichita St.	56 46	15	A	South Dakota	65 72						
				58	H	UNI	57 54	67	N	Temple	69 59						
				19	A	Drake	53 63	60	N	West Virginia	82 75						
				89	H	South Dakota St.	61 48	83	A	Nebraska	79 74						
				274	A	Omaha	67 54	272	H	North Dakota St.	70 59						

Non-Div I Games:

Creighton

■ Loss, ■ Non-Conf, S Site, H Home A Away N Neutral

Average RPI Win:	205	WON-LOST	WINNING	LAST 10	STRENGTH OF	OPP. STRENGTH	TEAM	ADJ.	CONF.	ADJ CONF.
Average RPI Loss:	101	RECORD	PCT. RANK	GAMES	SCHEDULE	OF SCHEDULE	RPI	RPI	RPI	RPI
DIV. I ONLY	5- 3	106	5-3	137	89	72	72	8	8	
DIV. I NON-CONF.	5- 3	105	5-3	137	90	72	72	8	8	
TOTALS	RPI 1-25	RPI 26-50	W-L RECORDS	RPI 51-100	RPI 101-150	RPI 150+				
5- 3	0- 1	0- 0	OVERALL	0- 1	1- 0	4- 1				
3- 0	0- 0	0- 0	HOME	0- 0	1- 0	2- 0				
2- 3	0- 1	0- 0	AWAY	0- 1	0- 0	2- 1				
0- 0	0- 0	0- 0	NEUTRAL	0- 0	0- 0	0- 0				
5- 3	0- 1	0- 0	NON-CONFERENCE	0- 1	1- 0	4- 1				
3- 0	0- 0	0- 0	HOME	0- 0	1- 0	2- 0				
2- 3	0- 1	0- 0	AWAY	0- 1	0- 0	2- 1				
0- 0	0- 0	0- 0	NEUTRAL	0- 0	0- 0	0- 0				
0- 0	0- 0	0- 0	CONFERENCE	0- 0	0- 0	0- 0				
0- 0	0- 0	0- 0	HOME	0- 0	0- 0	0- 0				
0- 0	0- 0	0- 0	AWAY	0- 0	0- 0	0- 0				
0- 0	0- 0	0- 0	NEUTRAL	0- 0	0- 0	0- 0				

RPI 1-25				RPI 26-50				RPI 51-100				Team's RPI: 72	RPI 101+			
RPI	S	Opponent	Score	RPI	S	Opponent	Score	RPI	S	Opponent	Score		RPI	S	Opponent	Score
8	A	Northwestern	37 79					62	A	Loyola Chicago	40 61		125	H	Merrimack	57 52
													203	H	Maine	57 41
													215	A	Fairfield	52 51
													232	A	Manhattan	58 70
													240	A	UMass Lowell	62 51
													241	H	Vermont	72 55
LAST 10 Division I																
				240	A	UMass Lowell	62 51					8	A	Northwestern	37 79	
				203	H	Maine	57 41					62	A	Loyola Chicago	40 61	
				241	H	Vermont	72 55					232	A	Manhattan	58 70	
												215	A	Fairfield	52 51	
												125	H	Merrimack	57 52	

Non-Div I Games:

Average RPI Win:	244	WON-LOST	WINNING	LAST 10	STRENGTH OF	OPP. STRENGTH	TEAM	ADJ.	CONF.	ADJ CONF.
Average RPI Loss:	71	RECORD	PCT. RANK	GAMES	SCHEDULE	OF SCHEDULE	RPI	RPI	RPI	RPI
DIV. I ONLY	6- 4	124	6-4	248	53	107	107	10	10	
DIV. I NON-CONF.	6- 4	124	6-4	247	53	107	107	10	10	
TOTALS	RPI 1-25	RPI 26-50	W-L RECORDS	RPI 51-100	RPI 101-150	RPI 150+				
6- 4	0- 1	0- 1	OVERALL	0- 1	0- 0	6- 1				
2- 0	0- 0	0- 0	HOME	0- 0	0- 0	2- 0				
3- 4	0- 1	0- 1	AWAY	0- 1	0- 0	3- 1				
1- 0	0- 0	0- 0	NEUTRAL	0- 0	0- 0	1- 0				
6- 4	0- 1	0- 1	NON-CONFERENCE	0- 1	0- 0	6- 1				
2- 0	0- 0	0- 0	HOME	0- 0	0- 0	2- 0				
3- 4	0- 1	0- 1	AWAY	0- 1	0- 0	3- 1				
1- 0	0- 0	0- 0	NEUTRAL	0- 0	0- 0	1- 0				
0- 0	0- 0	0- 0	CONFERENCE	0- 0	0- 0	0- 0				
0- 0	0- 0	0- 0	HOME	0- 0	0- 0	0- 0				
0- 0	0- 0	0- 0	AWAY	0- 0	0- 0	0- 0				
0- 0	0- 0	0- 0	NEUTRAL	0- 0	0- 0	0- 0				

RPI 1-25				RPI 26-50				RPI 51-100				RPI 101+ Team's RPI: 107			
RPI	S	Opponent	Score	RPI	S	Opponent	Score	RPI	S	Opponent	Score	RPI	S	Opponent	Score
23	A	Duke	52 82	35	A	Virginia Tech	68 88	69	A	Drexel	63 74	158	A	Columbia	60 63
												163	A	UMKC	74 64
												195	N	UC Irvine	78 72
												233	H	Georgetown	66 52
												264	A	ETSU	75 60
												302	A	High Point	73 63
												309	H	Western Caro.	101 51
LAST 10 Division I															
158	A	Columbia	60 63	35	A	Virginia Tech	68 88	309	H	Western Caro.	101 51	163	A	UMKC	74 64
302	A	High Point	73 63					195	N	UC Irvine	78 72				
264	A	ETSU	75 60					69	A	Drexel	63 74				
23	A	Duke	52 82												
233	H	Georgetown	66 52												

Non-Div I Games: Newberry 75 46

Davidson

■ Loss,
 ■ Non-Conf,
 ■ S Site,
 ■ H Home
 ■ A Away
 N Neutral

Average RPI Win:	253	WON-LOST	WINNING	LAST 10	STRENGTH OF	OPP. STRENGTH	TEAM	ADJ.	CONF.	ADJ CONF.
Average RPI Loss:	42	RECORD	PCT. RANK	GAMES	SCHEDULE	OF SCHEDULE	RPI	RPI	RPI	RPI
DIV. I ONLY	5- 5	163	5-5	119	65	133	133	10	10	
DIV. I NON-CONF.	5- 5	163	5-5	117	65	133	133	10	10	
TOTALS	RPI 1-25	RPI 26-50	W-L RECORDS	RPI 51-100	RPI 101-150	RPI 150+				
5- 5	0- 3	0- 0	OVERALL	0- 1	0- 1	5- 0				
2- 2	0- 2	0- 0	HOME	0- 0	0- 0	2- 0				
2- 1	0- 0	0- 0	AWAY	0- 1	0- 0	2- 0				
1- 2	0- 1	0- 0	NEUTRAL	0- 0	0- 1	1- 0				
5- 5	0- 3	0- 0	NON-CONFERENCE	0- 1	0- 1	5- 0				
2- 2	0- 2	0- 0	HOME	0- 0	0- 0	2- 0				
2- 1	0- 0	0- 0	AWAY	0- 1	0- 0	2- 0				
1- 2	0- 1	0- 0	NEUTRAL	0- 0	0- 1	1- 0				
0- 0	0- 0	0- 0	CONFERENCE	0- 0	0- 0	0- 0				
0- 0	0- 0	0- 0	HOME	0- 0	0- 0	0- 0				
0- 0	0- 0	0- 0	AWAY	0- 0	0- 0	0- 0				
0- 0	0- 0	0- 0	NEUTRAL	0- 0	0- 0	0- 0				

RPI 1-25				RPI 26-50				RPI 51-100				RPI 101+ Team's RPI: 133			
RPI	S	Opponent	Score	RPI	S	Opponent	Score	RPI	S	Opponent	Score	RPI	S	Opponent	Score
1	H	UConn	37 75					68	A	Central Mich.	80 81	119	N	Auburn	74 76
7	N	Gonzaga	65 76									201	A	Northeastern	71 60
16	H	South Carolina	49 75									203	N	Maine	78 49
												259	A	Toledo	60 42
												297	H	Morehead St.	58 41
												303	H	Lipscomb	82 60
LAST 10 Division I															
297	H	Morehead St.	58 41	1	H	UConn	37 75								
203	N	Maine	78 49	68	A	Central Mich.	80 81								
119	N	Auburn	74 76	201	A	Northeastern	71 60								
7	N	Gonzaga	65 76	16	H	South Carolina	49 75								
303	H	Lipscomb	82 60	259	A	Toledo	60 42								

Non-Div I Games:

Dayton

■ Loss,
 ■ Non-Conf, S Site,
 ■ Home
 ■ Away
 N Neutral

Average RPI Win: 129		WON-LOST	WINNING	LAST 10	STRENGTH OF	OPP. STRENGTH	TEAM	ADJ.	CONF.	ADJ CONF.
Average RPI Loss: 3		RECORD	PCT. RANK	GAMES	SCHEDULE	OF SCHEDULE	RPI	RPI	RPI	RPI
DIV. I ONLY		9- 1	15	9-1	94	4	12	12	7	7
DIV. I NON-CONF.		9- 1	15	9-1	93	4	12	12	7	7
TOTALS	RPI 1-25	RPI 26-50			W-L RECORDS		RPI 51-100	RPI 101-150	RPI 150+	
9- 1	1- 1	0- 0			OVERALL		4- 0	1- 0	3- 0	
6- 0	0- 0	0- 0			HOME		2- 0	1- 0	3- 0	
3- 1	1- 1	0- 0			AWAY		2- 0	0- 0	0- 0	
0- 0	0- 0	0- 0			NEUTRAL		0- 0	0- 0	0- 0	
9- 1	1- 1	0- 0			NON-CONFERENCE		4- 0	1- 0	3- 0	
6- 0	0- 0	0- 0			HOME		2- 0	1- 0	3- 0	
3- 1	1- 1	0- 0			AWAY		2- 0	0- 0	0- 0	
0- 0	0- 0	0- 0			NEUTRAL		0- 0	0- 0	0- 0	
0- 0	0- 0	0- 0			CONFERENCE		0- 0	0- 0	0- 0	
0- 0	0- 0	0- 0			HOME		0- 0	0- 0	0- 0	
0- 0	0- 0	0- 0			AWAY		0- 0	0- 0	0- 0	
0- 0	0- 0	0- 0			NEUTRAL		0- 0	0- 0	0- 0	

RPI 1-25				Team's RPI: 12		RPI 26-50				RPI 51-100				RPI 101+			
RPI	S	Opponent	Score	RPI	S	Opponent	Score	RPI	S	Opponent	Score	RPI	S	Opponent	Score		
3	A	Oregon St.	77 98					52	H	Miami (FL)	89 83	141	H	Miami (OH)	98 79		
8	A	Northwestern	70 68					69	H	Drexel	81 57	192	H	Milwaukee	94 65		
								73	A	Notre Dame	105 94	261	H	Arkansas St.	109 64		
								84	A	Green Bay	76 65	278	H	Alabama St.	105 76		
LAST 10 Division I																	
				278	H	Alabama St.	105 76	192	H	Milwaukee	94 65						
				73	A	Notre Dame	105 94	52	H	Miami (FL)	89 83						
				84	A	Green Bay	76 65	261	H	Arkansas St.	109 64						
				8	A	Northwestern	70 68	3	A	Oregon St.	77 98						
				141	H	Miami (OH)	98 79	69	H	Drexel	81 57						

Non-Div I Games:

DePaul

Loss, Non-Conf, S Site, H Home A Away N Neutral

Delaware

Through Games Of Dec. 14, 2019

Average RPI Win:	173	WON-LOST	WINNING	LAST 10	STRENGTH OF	OPP. STRENGTH	TEAM	ADJ.	CONF.	ADJ CONF.
Average RPI Loss:	121	RECORD	PCT. RANK	GAMES	SCHEDULE	OF SCHEDULE	RPI	RPI	RPI	RPI
DIV. I ONLY	3- 5	221	3-5	228	30	211	211	20	20	
DIV. I NON-CONF.	3- 5	221	3-5	228	30	211	211	19	19	
TOTALS	RPI 1-25	RPI 26-50	W-L RECORDS	RPI 51-100	RPI 101-150	RPI 150+				
3- 5	0- 0	0- 1	OVERALL	0- 2	1- 0	2- 2				
0- 3	0- 0	0- 0	HOME	0- 1	0- 0	0- 2				
2- 2	0- 0	0- 1	AWAY	0- 1	0- 0	2- 0				
1- 0	0- 0	0- 0	NEUTRAL	0- 0	1- 0	0- 0				
3- 5	0- 0	0- 1	NON-CONFERENCE	0- 2	1- 0	2- 2				
0- 3	0- 0	0- 0	HOME	0- 1	0- 0	0- 2				
2- 2	0- 0	0- 1	AWAY	0- 1	0- 0	2- 0				
1- 0	0- 0	0- 0	NEUTRAL	0- 0	1- 0	0- 0				
0- 0	0- 0	0- 0	CONFERENCE	0- 0	0- 0	0- 0				
0- 0	0- 0	0- 0	HOME	0- 0	0- 0	0- 0				
0- 0	0- 0	0- 0	AWAY	0- 0	0- 0	0- 0				
0- 0	0- 0	0- 0	NEUTRAL	0- 0	0- 0	0- 0				

RPI S	Opponent	Score	RPI S	Opponent	Score	RPI S	Opponent	Score	RPI S	Opponent	Score	Team's RPI: 211
39	A Maryland	55 99	87	H George Washington	49 63	126	N Santa Clara	81 80	169	A Robert Morris	73 62	
			96	A UCF	49 75	182	H Delaware St.	64 67	203	H Maine	56 69	
						223	A Cal St. Fullerton	72 55				
LAST 10 Division I												
169	A Robert Morris	73 62	96	A UCF	49 75							
87	H George Washington	49 63	39	A Maryland	55 99							
126	N Santa Clara	81 80	182	H Delaware St.	64 67							
223	A Cal St. Fullerton	72 55	203	H Maine	56 69							

Non-Div I Games:

Delaware

Loss, Non-Conf, S Site, H Home A Away N Neutral

Average RPI Win:	262	WON-LOST	WINNING	LAST 10	STRENGTH OF	OPP. STRENGTH	TEAM	ADJ.	CONF.	ADJ CONF.
Average RPI Loss:	132	RECORD	PCT. RANK	GAMES	SCHEDULE	OF SCHEDULE	RPI	RPI	RPI	RPI
DIV. I ONLY	2- 5	254	2-5	9	350	182	182	31	31	
DIV. I NON-CONF.	2- 5	253	2-5	9	350	181	181	31	31	
TOTALS	RPI 1-25	RPI 26-50	W-L RECORDS	RPI 51-100	RPI 101-150	RPI 150+				
2- 5	0- 0	0- 0	OVERALL	0- 1	0- 3	2- 1				
1- 5	0- 0	0- 0	HOME	0- 1	0- 3	1- 1				
1- 0	0- 0	0- 0	AWAY	0- 0	0- 0	1- 0				
0- 0	0- 0	0- 0	NEUTRAL	0- 0	0- 0	0- 0				
2- 5	0- 0	0- 0	NON-CONFERENCE	0- 1	0- 3	2- 1				
1- 5	0- 0	0- 0	HOME	0- 1	0- 3	1- 1				
1- 0	0- 0	0- 0	AWAY	0- 0	0- 0	1- 0				
0- 0	0- 0	0- 0	NEUTRAL	0- 0	0- 0	0- 0				
0- 0	0- 0	0- 0	CONFERENCE	0- 0	0- 0	0- 0				
0- 0	0- 0	0- 0	HOME	0- 0	0- 0	0- 0				
0- 0	0- 0	0- 0	AWAY	0- 0	0- 0	0- 0				
0- 0	0- 0	0- 0	NEUTRAL	0- 0	0- 0	0- 0				

RPI 1-25				RPI 26-50				RPI 51-100				RPI 101+				Team's RPI: 182	
RPI	S	Opponent	Score	RPI	S	Opponent	Score	RPI	S	Opponent	Score	RPI	S	Opponent	Score		
								93	H	Binghamton	66	75	106	H	Lehigh	38	68
													146	H	Cleveland St.	49	57
													150	H	Cornell	51	77
													164	H	William & Mary	52	73
													211	A	Delaware	67	64
													313	H	Saint Peter's	89	66
LAST 10 Division I																	
				146	H	Cleveland St.	49	57					313	H	Saint Peter's	89	66
				164	H	William & Mary	52	73					106	H	Lehigh	38	68
				150	H	Cornell	51	77									
				93	H	Binghamton	66	75									
				211	A	Delaware	67	64									

Non-Div I Games: Post 67 41 Georgian Court 69 48

Delaware St.

Average RPI Win:	204	WON-LOST	WINNING	LAST 10	STRENGTH OF	OPP. STRENGTH	TEAM	ADJ.	CONF.	ADJ CONF.
Average RPI Loss:	184	RECORD	PCT. RANK	GAMES	SCHEDULE	OF SCHEDULE	RPI	RPI	RPI	RPI
DIV. I ONLY	4- 5	189	4-5	288	144	284	284	17	17	
DIV. I NON-CONF.	4- 5	190	4-5	289	143	285	285	17	17	
TOTALS	RPI 1-25	RPI 26-50	W-L RECORDS	RPI 51-100	RPI 101-150	RPI 150+				
4- 5	0- 0	0- 1	OVERALL	0- 0	1- 0	3- 4				
4- 2	0- 0	0- 0	HOME	0- 0	1- 0	3- 2				
0- 3	0- 0	0- 1	AWAY	0- 0	0- 0	0- 2				
0- 0	0- 0	0- 0	NEUTRAL	0- 0	0- 0	0- 0				
4- 5	0- 0	0- 1	NON-CONFERENCE	0- 0	1- 0	3- 4				
4- 2	0- 0	0- 0	HOME	0- 0	1- 0	3- 2				
0- 3	0- 0	0- 1	AWAY	0- 0	0- 0	0- 2				
0- 0	0- 0	0- 0	NEUTRAL	0- 0	0- 0	0- 0				
0- 0	0- 0	0- 0	CONFERENCE	0- 0	0- 0	0- 0				
0- 0	0- 0	0- 0	HOME	0- 0	0- 0	0- 0				
0- 0	0- 0	0- 0	AWAY	0- 0	0- 0	0- 0				
0- 0	0- 0	0- 0	NEUTRAL	0- 0	0- 0	0- 0				

RPI 1-25			RPI 26-50			RPI 51-100			RPI 101+			Team's RPI: 284
RPI	S	Opponent	Score	RPI	S	Opponent	Score	RPI	S	Opponent	Score	
				48	A	Colorado	70 96					
								142	H	Wyoming	71 57	
								156	A	Lamar University	59 71	
								163	A	UMKC	79 83	
								181	H	Northern Colo.	74 55	
								195	H	UC Irvine	83 75	
								225	H	Alabama A&M	83 86	
								298	H	Cal Poly	96 66	
								326	H	New Mexico St.	75 78	
LAST 10 Division I												
195	H	UC Irvine	83 75	48	A	Colorado	70 96					
298	H	Cal Poly	96 66	156	A	Lamar University	59 71					
142	H	Wyoming	71 57	181	H	Northern Colo.	74 55					
326	H	New Mexico St.	75 78	225	H	Alabama A&M	83 86					
163	A	UMKC	79 83									

Non-Div I Games: Colo. Christian 89 49

Denver

Detroit Mercy

Through Games Of Dec. 14, 2019

Average RPI Win:	0	WON-LOST	WINNING	LAST 10	STRENGTH OF	OPP. STRENGTH	TEAM	ADJ.	CONF.	ADJ CONF.
Average RPI Loss:	174	RECORD	PCT. RANK	GAMES	SCHEDULE	OF SCHEDULE	RPI	RPI	RPI	RPI
DIV. I ONLY	0- 10	336	0-10	190	271	331	331	16	16	
DIV. I NON-CONF.	0- 10	336	0-10	189	272	331	331	16	16	
TOTALS	RPI 1-25	RPI 26-50	W-L RECORDS	RPI 51-100	RPI 101-150	RPI 150+				
0- 10	0- 0	0- 0	OVERALL	0- 4	0- 0	0- 6				
0- 4	0- 0	0- 0	HOME	0- 2	0- 0	0- 2				
0- 4	0- 0	0- 0	AWAY	0- 2	0- 0	0- 2				
0- 2	0- 0	0- 0	NEUTRAL	0- 0	0- 0	0- 2				
0- 10	0- 0	0- 0	NON-CONFERENCE	0- 4	0- 0	0- 6				
0- 4	0- 0	0- 0	HOME	0- 2	0- 0	0- 2				
0- 4	0- 0	0- 0	AWAY	0- 2	0- 0	0- 2				
0- 2	0- 0	0- 0	NEUTRAL	0- 0	0- 0	0- 2				
0- 0	0- 0	0- 0	CONFERENCE	0- 0	0- 0	0- 0				
0- 0	0- 0	0- 0	HOME	0- 0	0- 0	0- 0				
0- 0	0- 0	0- 0	AWAY	0- 0	0- 0	0- 0				
0- 0	0- 0	0- 0	NEUTRAL	0- 0	0- 0	0- 0				

RPI 1-25				RPI 26-50				RPI 51-100				RPI 101+				Team's RPI: 331	
RPI	S	Opponent	Score	RPI	S	Opponent	Score	RPI	S	Opponent	Score	RPI	S	Opponent	Score		
								62	H	Loyola Chicago	60	89	166	H	Akron	60	81
								78	A	Butler	60	82	172	A	George Mason	62	75
								90	A	Michigan St.	52	110	246	A	Western Mich.	67	82
								97	H	Valparaiso	58	77	259	H	Toledo	64	82
													275	N	Tennessee Tech	47	69
													291	N	Sacred Heart	60	66
LAST 10 Division I																	
246	A	Western Mich.	67	82	259	H	Toledo	64	82								
172	A	George Mason	62	75	97	H	Valparaiso	58	77								
78	A	Butler	60	82				275	N	Tennessee Tech	47	69					
90	A	Michigan St.	52	110				291	N	Sacred Heart	60	66					
62	H	Loyola Chicago	60	89				166	H	Akron	60	81					

Non-Div I Games:

Detroit Mercy

Loss, Non-Conf, S Site, H Home A Away N Neutral

Drake

Through Games Of Dec. 14, 2019

Average RPI Win:	127	WON-LOST	WINNING	LAST 10	STRENGTH OF	OPP. STRENGTH	TEAM	ADJ.	CONF.	ADJ CONF.
Average RPI Loss:	20	RECORD	PCT. RANK	GAMES	SCHEDULE	OF SCHEDULE	RPI	RPI	RPI	RPI
DIV. I ONLY	6- 2	61	6-2	26	39	19	19	5	5	
DIV. I NON-CONF.	6- 2	61	6-2	25	39	20	20	5	5	
TOTALS	RPI 1-25	RPI 26-50	W-L RECORDS	RPI 51-100	RPI 101-150	RPI 150+				
6- 2	1- 2	0- 0	OVERALL	1- 0	2- 0	2- 0				
4- 0	1- 0	0- 0	HOME	1- 0	1- 0	1- 0				
0- 1	0- 1	0- 0	AWAY	0- 0	0- 0	0- 0				
2- 1	0- 1	0- 0	NEUTRAL	0- 0	1- 0	1- 0				
6- 2	1- 2	0- 0	NON-CONFERENCE	1- 0	2- 0	2- 0				
4- 0	1- 0	0- 0	HOME	1- 0	1- 0	1- 0				
0- 1	0- 1	0- 0	AWAY	0- 0	0- 0	0- 0				
2- 1	0- 1	0- 0	NEUTRAL	0- 0	1- 0	1- 0				
0- 0	0- 0	0- 0	CONFERENCE	0- 0	0- 0	0- 0				
0- 0	0- 0	0- 0	HOME	0- 0	0- 0	0- 0				
0- 0	0- 0	0- 0	AWAY	0- 0	0- 0	0- 0				
0- 0	0- 0	0- 0	NEUTRAL	0- 0	0- 0	0- 0				

RPI 1-25				Team's RPI: 19	RPI 26-50				RPI 51-100				RPI 101+			
RPI	S	Opponent	Score		RPI	S	Opponent	Score	RPI	S	Opponent	Score	RPI	S	Opponent	Score
6	H	Creighton	63 53						89	H	South Dakota St.	74 67	119	N	Auburn	83 82
15	A	South Dakota	94 102										140	H	Iowa St.	86 81
24	N	Purdue	47 67										203	N	Maine	94 62
													206	H	Western Ill.	94 75
LAST 10 Division I																
15	A	South Dakota	94 102		119	N	Auburn	83 82								
140	H	Iowa St.	86 81		203	N	Maine	94 62								
89	H	South Dakota St.	74 67		24	N	Purdue	47 67								
					206	H	Western Ill.	94 75								
					6	H	Creighton	63 53								

Non-Div I Games: Waldorf 103 18

Drake

Loss, Non-Conf, S Site, H Home A Away N Neutral

Average RPI Win:	138	WON-LOST	WINNING	LAST 10	STRENGTH OF	OPP. STRENGTH	TEAM	ADJ.	CONF.	ADJ CONF.
Average RPI Loss:	70	RECORD	PCT. RANK	GAMES	SCHEDULE	OF SCHEDULE	RPI	RPI	RPI	RPI
DIV. I ONLY	5- 4	149	5-4	38	131	69	69	20	20	
DIV. I NON-CONF.	5- 4	149	5-4	39	131	70	70	19	19	
TOTALS	RPI 1-25	RPI 26-50	W-L RECORDS	RPI 51-100	RPI 101-150	RPI 150+				
5- 4	0- 1	1- 1	OVERALL	0- 1	2- 1	2- 0				
3- 1	0- 0	1- 1	HOME	0- 0	2- 0	0- 0				
2- 2	0- 1	0- 0	AWAY	0- 0	0- 1	2- 0				
0- 1	0- 0	0- 0	NEUTRAL	0- 1	0- 0	0- 0				
5- 4	0- 1	1- 1	NON-CONFERENCE	0- 1	2- 1	2- 0				
3- 1	0- 0	1- 1	HOME	0- 0	2- 0	0- 0				
2- 2	0- 1	0- 0	AWAY	0- 0	0- 1	2- 0				
0- 1	0- 0	0- 0	NEUTRAL	0- 1	0- 0	0- 0				
0- 0	0- 0	0- 0	CONFERENCE	0- 0	0- 0	0- 0				
0- 0	0- 0	0- 0	HOME	0- 0	0- 0	0- 0				
0- 0	0- 0	0- 0	AWAY	0- 0	0- 0	0- 0				
0- 0	0- 0	0- 0	NEUTRAL	0- 0	0- 0	0- 0				

RPI 1-25				RPI 26-50				RPI 51-100				RPI 101+			
RPI	S	Opponent	Score	RPI	S	Opponent	Score	RPI	S	Opponent	Score	RPI	S	Opponent	Score
12	A	DePaul	57 81	43	H	Pacific	51 58	95	N	Buffalo	59 63	107	H	Davidson	74 63
				44	H	Richmond	58 52					130	A	Bucknell	49 60
												149	H	Villanova	54 52
												191	A	Saint Joseph's	62 52
												198	A	Quinnipiac	66 62
LAST 10 Division I															
130	A	Bucknell	49 60	191	A	Saint Joseph's	62 52								
149	H	Villanova	54 52	95	N	Buffalo	59 63								
107	H	Davidson	74 63	44	H	Richmond	58 52								
198	A	Quinnipiac	66 62	43	H	Pacific	51 58								
				12	A	DePaul	57 81								

Non-Div I Games:

Drexel

■ Loss,
■ Non-Conf, S Site,
■ Home
■ Away
N Neutral

Average RPI Win:	151	WON-LOST	WINNING	LAST 10	STRENGTH OF	OPP. STRENGTH	TEAM	ADJ.	CONF.	ADJ CONF.
Average RPI Loss:	36	RECORD	PCT. RANK	GAMES	SCHEDULE	OF SCHEDULE	RPI	RPI	RPI	RPI
DIV. I ONLY	7- 3	79	7-3	7	160	23	23	3	3	
DIV. I NON-CONF.	6- 3	85	6-3	6	193	24	24	3	3	
TOTALS	RPI 1-25	RPI 26-50	W-L RECORDS	RPI 51-100	RPI 101-150	RPI 150+				
7- 3	0- 2	1- 0	OVERALL	2- 1	1- 0	3- 0				
6- 1	0- 1	1- 0	HOME	2- 0	1- 0	2- 0				
1- 2	0- 1	0- 0	AWAY	0- 1	0- 0	1- 0				
0- 0	0- 0	0- 0	NEUTRAL	0- 0	0- 0	0- 0				
6- 3	0- 2	1- 0	NON-CONFERENCE	1- 1	1- 0	3- 0				
5- 1	0- 1	1- 0	HOME	1- 0	1- 0	2- 0				
1- 2	0- 1	0- 0	AWAY	0- 1	0- 0	1- 0				
0- 0	0- 0	0- 0	NEUTRAL	0- 0	0- 0	0- 0				
1- 0	0- 0	0- 0	CONFERENCE	1- 0	0- 0	0- 0				
1- 0	0- 0	0- 0	HOME	1- 0	0- 0	0- 0				
0- 0	0- 0	0- 0	AWAY	0- 0	0- 0	0- 0				
0- 0	0- 0	0- 0	NEUTRAL	0- 0	0- 0	0- 0				

RPI 1-25				Team's RPI: 23		RPI 26-50				RPI 51-100				RPI 101+					
RPI	S	Opponent	Score		RPI	S	Opponent	Score		RPI	S	Opponent	Score		RPI	S	Opponent	Score	
8	H	Northwestern	42	63	46	H	Troy	99	85	83	A	Nebraska	79	83	107	H	Davidson	82	52
17	A	Texas A&M	58	79						86	H	Boston College	85	73	174	H	Idaho St.	85	66
										100	H	Penn	66	50	242	A	UNLV	57	45
															302	H	High Point	93	57
LAST 10 Division I																			
					86	H	Boston College	85	73	107	H	Davidson	82	52					
					83	A	Nebraska	79	83	46	H	Troy	99	85					
					100	H	Penn	66	50	174	H	Idaho St.	85	66					
					17	A	Texas A&M	58	79	8	H	Northwestern	42	63					
					302	H	High Point	93	57	242	A	UNLV	57	45					

Non-Div I Games:

Duke

Average RPI Win:	239	WON-LOST	WINNING	LAST 10	STRENGTH OF	OPP. STRENGTH	TEAM	ADJ.	CONF.	ADJ CONF.
Average RPI Loss:	63	RECORD	PCT. RANK	GAMES	SCHEDULE	OF SCHEDULE	RPI	RPI	RPI	RPI
DIV. I ONLY	8- 2	45	8-2	274	137	101	101	10	10	
DIV. I NON-CONF.	8- 2	45	8-2	274	136	101	101	10	10	
TOTALS	RPI 1-25	RPI 26-50	W-L RECORDS	RPI 51-100	RPI 101-150	RPI 150+				
8- 2	0- 0	0- 0	OVERALL	0- 2	1- 0	7- 0				
2- 1	0- 0	0- 0	HOME	0- 1	0- 0	2- 0				
6- 1	0- 0	0- 0	AWAY	0- 1	1- 0	5- 0				
0- 0	0- 0	0- 0	NEUTRAL	0- 0	0- 0	0- 0				
8- 2	0- 0	0- 0	NON-CONFERENCE	0- 2	1- 0	7- 0				
2- 1	0- 0	0- 0	HOME	0- 1	0- 0	2- 0				
6- 1	0- 0	0- 0	AWAY	0- 1	1- 0	5- 0				
0- 0	0- 0	0- 0	NEUTRAL	0- 0	0- 0	0- 0				
0- 0	0- 0	0- 0	CONFERENCE	0- 0	0- 0	0- 0				
0- 0	0- 0	0- 0	HOME	0- 0	0- 0	0- 0				
0- 0	0- 0	0- 0	AWAY	0- 0	0- 0	0- 0				
0- 0	0- 0	0- 0	NEUTRAL	0- 0	0- 0	0- 0				

RPI 1-25				RPI 26-50				RPI 51-100				RPI 101+				Team's RPI: 101	
RPI	S	Opponent	Score	RPI	S	Opponent	Score	RPI	S	Opponent	Score	RPI	S	Opponent	Score		
								59	H	Kent St.	75 77	150	A	Cornell	72 62		
								67	A	Temple	72 85	166	A	Akron	88 63		
												228	A	Lafayette	73 65		
												232	A	Manhattan	76 65		
												235	A	Iona	76 74		
												259	H	Toledo	79 74		
												299	A	Pittsburgh	81 62		
												342	H	Central Conn. St.	72 33		
LAST 10 Division I																	
				150	A	Cornell	72 62					342	H	Central Conn. St.	72 33		
				259	H	Toledo	79 74					299	A	Pittsburgh	81 62		
				166	A	Akron	88 63					228	A	Lafayette	73 65		
				67	A	Temple	72 85					235	A	Iona	76 74		
				59	H	Kent St.	75 77					232	A	Manhattan	76 65		

Non-Div I Games:

Duquesne

Average RPI Win:	224	WON-LOST	WINNING	LAST 10	STRENGTH OF	OPP. STRENGTH	TEAM	ADJ.	CONF.	ADJ CONF.
Average RPI Loss:	180	RECORD	PCT. RANK	GAMES	SCHEDULE	OF SCHEDULE	RPI	RPI	RPI	RPI
DIV. I ONLY	3- 8	272	3-7	152	326	264	264	25	25	
DIV. I NON-CONF.	3- 8	272	3-7	153	326	265	265	25	25	
TOTALS	RPI 1-25	RPI 26-50	W-L RECORDS	RPI 51-100	RPI 101-150	RPI 150+				
3- 8	0- 0	0- 1	OVERALL	0- 1	0- 2	3- 4				
1- 5	0- 0	0- 0	HOME	0- 0	0- 2	1- 3				
2- 3	0- 0	0- 1	AWAY	0- 1	0- 0	2- 1				
0- 0	0- 0	0- 0	NEUTRAL	0- 0	0- 0	0- 0				
3- 8	0- 0	0- 1	NON-CONFERENCE	0- 1	0- 2	3- 4				
1- 5	0- 0	0- 0	HOME	0- 0	0- 2	1- 3				
2- 3	0- 0	0- 1	AWAY	0- 1	0- 0	2- 1				
0- 0	0- 0	0- 0	NEUTRAL	0- 0	0- 0	0- 0				
0- 0	0- 0	0- 0	CONFERENCE	0- 0	0- 0	0- 0				
0- 0	0- 0	0- 0	HOME	0- 0	0- 0	0- 0				
0- 0	0- 0	0- 0	AWAY	0- 0	0- 0	0- 0				
0- 0	0- 0	0- 0	NEUTRAL	0- 0	0- 0	0- 0				

RPI 1-25			RPI 26-50			RPI 51-100			RPI 101+			Team's RPI: 264
RPI	S	Opponent	Score	RPI	S	Opponent	Score	RPI	S	Opponent	Score	
46	A	Troy	61 79	85	A	N.C. A&T	69 80	107	H	Davidson	60 75	
								146	H	Cleveland St.	54 62	
								176	A	Liberty	63 62	
								207	H	Wake Forest	67 60	
								217	H	Tennessee	68 72	
								253	H	Radford	43 67	
								280	H	UNC Asheville	54 72	
								288	A	Appalachian St.	67 61	
								302	A	High Point	62 80	
LAST 10 Division I												
46	A	Troy	61 79	107	H	Davidson	60 75					
146	H	Cleveland St.	54 62	288	A	Appalachian St.	67 61					
207	H	Wake Forest	67 60	280	H	UNC Asheville	54 72					
302	A	High Point	62 80	253	H	Radford	43 67					
176	A	Liberty	63 62	85	A	N.C. A&T	69 80					

Non-Div I Games:

ETSU

East Carolina

Through Games Of Dec. 14, 2019

Average RPI Win:	290	WON-LOST	WINNING	LAST 10	STRENGTH OF	OPP. STRENGTH	TEAM	ADJ.	CONF.	ADJ CONF.
Average RPI Loss:	153	RECORD	PCT. RANK	GAMES	SCHEDULE	OF SCHEDULE	RPI	RPI	RPI	RPI
DIV. I ONLY	3- 6	234	3-6	247	212	282	282	9	9	
DIV. I NON-CONF.	3- 6	235	3-6	246	211	283	283	9	9	
TOTALS	RPI 1-25	RPI 26-50	W-L RECORDS	RPI 51-100	RPI 101-150	RPI 150+				
3- 6	0- 0	0- 1	OVERALL	0- 1	0- 0	3- 4				
2- 3	0- 0	0- 1	HOME	0- 1	0- 0	2- 1				
1- 3	0- 0	0- 0	AWAY	0- 0	0- 0	1- 3				
0- 0	0- 0	0- 0	NEUTRAL	0- 0	0- 0	0- 0				
3- 6	0- 0	0- 1	NON-CONFERENCE	0- 1	0- 0	3- 4				
2- 3	0- 0	0- 1	HOME	0- 1	0- 0	2- 1				
1- 3	0- 0	0- 0	AWAY	0- 0	0- 0	1- 3				
0- 0	0- 0	0- 0	NEUTRAL	0- 0	0- 0	0- 0				
0- 0	0- 0	0- 0	CONFERENCE	0- 0	0- 0	0- 0				
0- 0	0- 0	0- 0	HOME	0- 0	0- 0	0- 0				
0- 0	0- 0	0- 0	AWAY	0- 0	0- 0	0- 0				
0- 0	0- 0	0- 0	NEUTRAL	0- 0	0- 0	0- 0				

RPI S	Opponent	Score	RPI S	Opponent	Score	RPI S	Opponent	Score	RPI S	Opponent	Score	Team's RPI: 282
37	H Charlotte	47 59	82	H Middle Tenn.	66 68	164	H William & Mary	68 78	176	A Liberty	66 81	
						207	A Wake Forest	53 76	249	A VCU	40 53	
						250	H UMES	57 42	308	A Longwood	64 61	
						312	H USC Upstate	69 48				
LAST 10 Division I												
176	A Liberty	66 81	250	H UMES	57 42							
207	A Wake Forest	53 76	249	A VCU	40 53							
308	A Longwood	64 61	37	H Charlotte	47 59							
82	H Middle Tenn.	66 68	164	H William & Mary	68 78							
			312	H USC Upstate	69 48							

Non-Div I Games:

East Carolina

Loss, Non-Conf, S Site, H Home A Away N Neutral

Average RPI Win: 308		WON-LOST	WINNING	LAST 10	STRENGTH OF	OPP. STRENGTH	TEAM	ADJ.	CONF.	ADJ CONF.
Average RPI Loss: 119		RECORD	PCT. RANK	GAMES	SCHEDULE	OF SCHEDULE	RPI	RPI	RPI	RPI
DIV. I ONLY		4- 3	139	4-3	318	239	236	236	22	22
DIV. I NON-CONF.		4- 3	138	4-3	318	239	237	237	22	22
TOTALS		RPI 1-25	RPI 26-50	W-L RECORDS	RPI 51-100	RPI 101-150	RPI 150+			
4- 3	0- 0		0- 0	OVERALL	0- 2	0- 0	4- 1			
1- 2	0- 0		0- 0	HOME	0- 1	0- 0	1- 1			
3- 1	0- 0		0- 0	AWAY	0- 1	0- 0	3- 0			
0- 0	0- 0		0- 0	NEUTRAL	0- 0	0- 0	0- 0			
4- 3	0- 0		0- 0	NON-CONFERENCE	0- 2	0- 0	4- 1			
1- 2	0- 0		0- 0	HOME	0- 1	0- 0	1- 1			
3- 1	0- 0		0- 0	AWAY	0- 1	0- 0	3- 0			
0- 0	0- 0		0- 0	NEUTRAL	0- 0	0- 0	0- 0			
0- 0	0- 0		0- 0	CONFERENCE	0- 0	0- 0	0- 0			
0- 0	0- 0		0- 0	HOME	0- 0	0- 0	0- 0			
0- 0	0- 0		0- 0	AWAY	0- 0	0- 0	0- 0			
0- 0	0- 0		0- 0	NEUTRAL	0- 0	0- 0	0- 0			

RPI 1-25				RPI 26-50				RPI 51-100				RPI 101+			
RPI	S	Opponent	Score	RPI	S	Opponent	Score	RPI	S	Opponent	Score	RPI	S	Opponent	Score
								62	H	Loyola Chicago	51 67	222	H	Indiana St.	57 59
								73	A	Wisconsin	55 63	274	H	Omaha	65 52
												303	A	Lipscomb	66 56
												321	A	UIC	80 45
												334	A	Evansville	90 44
LAST 10 Division I															
				274	H	Omaha	65 52	321	A	UIC	80 45				
				303	A	Lipscomb	66 56	62	H	Loyola Chicago	51 67				
				73	A	Wisconsin	55 63	222	H	Indiana St.	57 59				
				334	A	Evansville	90 44								

Non-Div I Games:	Lindenwood (MO)	88	66
------------------	-----------------	----	----

Eastern Ill.

■ Loss, ■ Non-Conf, S Site, H Home A Away N Neutral

Eastern Ky.

Through Games Of Dec. 14, 2019

Average RPI Win:	245	WON-LOST	WINNING	LAST 10	STRENGTH OF	OPP. STRENGTH	TEAM	ADJ.	CONF.	ADJ CONF.
Average RPI Loss:	127	RECORD	PCT. RANK	GAMES	SCHEDULE	OF SCHEDULE	RPI	RPI	RPI	RPI
DIV. I ONLY	5- 3	106	5-3	294	161	194	194	22	22	
DIV. I NON-CONF.	5- 3	105	5-3	294	158	192	192	22	22	
TOTALS	RPI 1-25	RPI 26-50	W-L RECORDS	RPI 51-100	RPI 101-150	RPI 150+				
5- 3	0- 0	0- 0	OVERALL	0- 1	1- 1	4- 1				
2- 2	0- 0	0- 0	HOME	0- 0	0- 1	2- 1				
3- 1	0- 0	0- 0	AWAY	0- 1	1- 0	2- 0				
0- 0	0- 0	0- 0	NEUTRAL	0- 0	0- 0	0- 0				
5- 3	0- 0	0- 0	NON-CONFERENCE	0- 1	1- 1	4- 1				
2- 2	0- 0	0- 0	HOME	0- 0	0- 1	2- 1				
3- 1	0- 0	0- 0	AWAY	0- 1	1- 0	2- 0				
0- 0	0- 0	0- 0	NEUTRAL	0- 0	0- 0	0- 0				
0- 0	0- 0	0- 0	CONFERENCE	0- 0	0- 0	0- 0				
0- 0	0- 0	0- 0	HOME	0- 0	0- 0	0- 0				
0- 0	0- 0	0- 0	AWAY	0- 0	0- 0	0- 0				
0- 0	0- 0	0- 0	NEUTRAL	0- 0	0- 0	0- 0				

RPI 1-25			RPI 26-50			RPI 51-100			RPI 101+			Team's RPI: 194
RPI	S	Opponent	Score	RPI	S	Opponent	Score	RPI	S	Opponent	Score	
						78 A Butler	41 73			135 A Memphis	63 60	
										141 H Miami (OH)	57 75	
										162 H Youngstown St.	63 72	
										248 H Northern Ky.	69 62	
										262 A Xavier	56 55	
										289 H Chattanooga	71 65	
										292 A Mercer	61 60	
LAST 10 Division I												
289	H	Chattanooga	71 65	262	A	Xavier	56 55					
292	A	Mercer	61 60	162	H	Youngstown St.	63 72					
141	H	Miami (OH)	57 75	248	H	Northern Ky.	69 62					
78	A	Butler	41 73									
135	A	Memphis	63 60									

Non-Div I Games: Alice Lloyd 102 65

Eastern Ky.

Loss, Non-Conf, S Site, H Home A Away N Neutral

Average RPI Win:	232	WON-LOST	WINNING	LAST 10	STRENGTH OF	OPP. STRENGTH	TEAM	ADJ.	CONF.	ADJ CONF.
Average RPI Loss:	104	RECORD	PCT. RANK	GAMES	SCHEDULE	OF SCHEDULE	RPI	RPI	RPI	RPI
DIV. I ONLY	2- 6	276	2-6	15	317	184	184	11	11	
DIV. I NON-CONF.	2- 6	276	2-6	15	318	183	183	11	11	
TOTALS	RPI 1-25	RPI 26-50	W-L RECORDS	RPI 51-100	RPI 101-150	RPI 150+				
2- 6	0- 0	0- 1	OVERALL	0- 2	1- 2	1- 1				
2- 2	0- 0	0- 1	HOME	0- 0	1- 1	1- 0				
0- 4	0- 0	0- 0	AWAY	0- 2	0- 1	0- 1				
0- 0	0- 0	0- 0	NEUTRAL	0- 0	0- 0	0- 0				
2- 6	0- 0	0- 1	NON-CONFERENCE	0- 2	1- 2	1- 1				
2- 2	0- 0	0- 1	HOME	0- 0	1- 1	1- 0				
0- 4	0- 0	0- 0	AWAY	0- 2	0- 1	0- 1				
0- 0	0- 0	0- 0	NEUTRAL	0- 0	0- 0	0- 0				
0- 0	0- 0	0- 0	CONFERENCE	0- 0	0- 0	0- 0				
0- 0	0- 0	0- 0	HOME	0- 0	0- 0	0- 0				
0- 0	0- 0	0- 0	AWAY	0- 0	0- 0	0- 0				
0- 0	0- 0	0- 0	NEUTRAL	0- 0	0- 0	0- 0				

RPI 1-25				RPI 26-50				RPI 51-100				RPI 101+				Team's RPI: 184	
RPI	S	Opponent	Score	RPI	S	Opponent	Score	RPI	S	Opponent	Score	RPI	S	Opponent	Score		
				42	H	Michigan	38 57	90	A	Michigan St.	50 85	110	H	Southern Ill.	54 85		
								93	A	Binghamton	67 78	127	A	Wichita St.	52 63		
												131	H	Southeast Mo. St.	69 64		
												162	A	Youngstown St.	77 79		
												333	H	Purdue Fort Wayne	64 40		
LAST 10 Division I																	
				110	H	Southern Ill.	54 85	333	H	Purdue Fort Wayne	64 40						
				131	H	Southeast Mo. St.	69 64	127	A	Wichita St.	52 63						
				162	A	Youngstown St.	77 79	93	A	Binghamton	67 78						
				90	A	Michigan St.	50 85	42	H	Michigan	38 57						

Non-Div I Games: Olivet 95 38

Eastern Mich.

Average RPI Win:	0	WON-LOST	WINNING	LAST 10	STRENGTH OF	OPP. STRENGTH	TEAM	ADJ.	CONF.	ADJ CONF.
Average RPI Loss:	131	RECORD	PCT. RANK	GAMES	SCHEDULE	OF SCHEDULE	RPI	RPI	RPI	RPI
DIV. I ONLY	0- 5	336	0-5	3	298	214	214	18	18	
DIV. I NON-CONF.	0- 5	336	0-5	3	297	215	215	18	18	
TOTALS	RPI 1-25	RPI 26-50	W-L RECORDS	RPI 51-100	RPI 101-150	RPI 150+				
0- 5	0- 2	0- 0	OVERALL	0- 0	0- 0	0- 3				
0- 1	0- 0	0- 0	HOME	0- 0	0- 0	0- 1				
0- 4	0- 2	0- 0	AWAY	0- 0	0- 0	0- 2				
0- 0	0- 0	0- 0	NEUTRAL	0- 0	0- 0	0- 0				
0- 5	0- 2	0- 0	NON-CONFERENCE	0- 0	0- 0	0- 3				
0- 1	0- 0	0- 0	HOME	0- 0	0- 0	0- 1				
0- 4	0- 2	0- 0	AWAY	0- 0	0- 0	0- 2				
0- 0	0- 0	0- 0	NEUTRAL	0- 0	0- 0	0- 0				
0- 0	0- 0	0- 0	CONFERENCE	0- 0	0- 0	0- 0				
0- 0	0- 0	0- 0	HOME	0- 0	0- 0	0- 0				
0- 0	0- 0	0- 0	AWAY	0- 0	0- 0	0- 0				
0- 0	0- 0	0- 0	NEUTRAL	0- 0	0- 0	0- 0				

RPI 1-25				RPI 26-50				RPI 51-100				RPI 101+ Team's RPI: 214			
RPI	S	Opponent	Score	RPI	S	Opponent	Score	RPI	S	Opponent	Score	RPI	S	Opponent	Score
5	A	Stanford	27 92									167	A	San Jose St.	66 84
7	A	Gonzaga	44 84									178	A	Utah	49 87
												296	H	Pepperdine	52 53
LAST 10 Division I															
				296	H	Pepperdine	52 53	7	A	Gonzaga	44 84				
								178	A	Utah	49 87				
								167	A	San Jose St.	66 84				
								5	A	Stanford	27 92				

Non-Div I Games: Northwest Chrst. 81 62

Eastern Wash.

Average RPI Win:	280	WON-LOST	WINNING	LAST 10	STRENGTH OF	OPP. STRENGTH	TEAM	ADJ.	CONF.	ADJ CONF.
Average RPI Loss:	112	RECORD	PCT. RANK	GAMES	SCHEDULE	OF SCHEDULE	RPI	RPI	RPI	RPI
DIV. I ONLY	3- 4	199	3-4	209	172	226	226	20	20	
DIV. I NON-CONF.	3- 4	200	3-4	209	171	227	227	19	19	
TOTALS	RPI 1-25	RPI 26-50	W-L RECORDS	RPI 51-100	RPI 101-150	RPI 150+				
3- 4	0- 0	0- 0	OVERALL	0- 3	0- 0	3- 1				
2- 1	0- 0	0- 0	HOME	0- 0	0- 0	2- 1				
1- 2	0- 0	0- 0	AWAY	0- 2	0- 0	1- 0				
0- 1	0- 0	0- 0	NEUTRAL	0- 1	0- 0	0- 0				
3- 4	0- 0	0- 0	NON-CONFERENCE	0- 3	0- 0	3- 1				
2- 1	0- 0	0- 0	HOME	0- 0	0- 0	2- 1				
1- 2	0- 0	0- 0	AWAY	0- 2	0- 0	1- 0				
0- 1	0- 0	0- 0	NEUTRAL	0- 1	0- 0	0- 0				
0- 0	0- 0	0- 0	CONFERENCE	0- 0	0- 0	0- 0				
0- 0	0- 0	0- 0	HOME	0- 0	0- 0	0- 0				
0- 0	0- 0	0- 0	AWAY	0- 0	0- 0	0- 0				
0- 0	0- 0	0- 0	NEUTRAL	0- 0	0- 0	0- 0				

RPI S	Opponent	Score	RPI S	Opponent	Score	RPI S	Opponent	Score	RPI S	Opponent	Score	Team's RPI: 226
						65	A North Carolina	46 76	207	H Wake Forest	57 69	
						76	N IUPUI	53 59	242	A UNLV	50 44	
						99	A Marist	55 63	288	H Appalachian St.	67 66	
									309	H Western Caro.	68 24	
LAST 10 Division I												
			242	A UNLV	50 44				76	N IUPUI	53 59	
			207	H Wake Forest	57 69				309	H Western Caro.	68 24	
			65	A North Carolina	46 76							
			99	A Marist	55 63							
			288	H Appalachian St.	67 66							

Non-Div I Games:

Elon

EVANSVILLE				THROUGH GAMES OF DEC. 11, 1919						
Average RPI Win:	319	WON-LOST	WINNING	LAST 10	STRENGTH OF	OPP. STRENGTH	TEAM	ADJ.	CONF.	ADJ CONF.
Average RPI Loss:	201	RECORD	PCT. RANK	GAMES	SCHEDULE	OF SCHEDULE	RPI	RPI	RPI	RPI
DIV. I ONLY	1- 6	308	1-6	222	342	334	334	5	5	
DIV. I NON-CONF.	1- 6	307	1-6	222	342	334	334	5	5	
TOTALS	RPI 1-25	RPI 26-50	W-L RECORDS	RPI 51-100	RPI 101-150	RPI 150+				
1- 6	0- 0	0- 0	OVERALL	0- 0	0- 3	1- 3				
1- 2	0- 0	0- 0	HOME	0- 0	0- 1	1- 1				
0- 4	0- 0	0- 0	AWAY	0- 0	0- 2	0- 2				
0- 0	0- 0	0- 0	NEUTRAL	0- 0	0- 0	0- 0				
1- 6	0- 0	0- 0	NON-CONFERENCE	0- 0	0- 3	1- 3				
1- 2	0- 0	0- 0	HOME	0- 0	0- 1	1- 1				
0- 4	0- 0	0- 0	AWAY	0- 0	0- 2	0- 2				
0- 0	0- 0	0- 0	NEUTRAL	0- 0	0- 0	0- 0				
0- 0	0- 0	0- 0	CONFERENCE	0- 0	0- 0	0- 0				
0- 0	0- 0	0- 0	HOME	0- 0	0- 0	0- 0				
0- 0	0- 0	0- 0	AWAY	0- 0	0- 0	0- 0				
0- 0	0- 0	0- 0	NEUTRAL	0- 0	0- 0	0- 0				

RPI 1-25				RPI 26-50				RPI 51-100				RPI 101+				Team's RPI: 334	
RPI	S	Opponent	Score	RPI	S	Opponent	Score	RPI	S	Opponent	Score	RPI	S	Opponent	Score		
												118	H	Murray St.	59	61	
												123	A	Austin Peay	64	80	
												131	A	Southeast Mo. St.	60	83	
												236	H	Eastern Ill.	44	90	
												266	A	SIUE	74	85	
												319	H	Marshall	66	62	
												333	A	Purdue Fort Wayne	64	67	
LAST 10 Division I																	
				236	H	Eastern Ill.	44	90	333	A	Purdue Fort Wayne	64	67				
				266	A	SIUE	74	85	118	H	Murray St.	59	61				
				131	A	Southeast Mo. St.	60	83	319	H	Marshall	66	62				
									123	A	Austin Peay	64	80				

Non-Div I Games:	Brescia	77	61
------------------	---------	----	----

Evansville

■ Loss, ■ Non-Conf, S Site, H Home A Away N Neutral

Average RPI Win:	144	WON-LOST	WINNING	LAST 10	STRENGTH OF	OPP. STRENGTH	TEAM	ADJ.	CONF.	ADJ CONF.
Average RPI Loss:	9	RECORD	PCT. RANK	GAMES	SCHEDULE	OF SCHEDULE	RPI	RPI	RPI	RPI
DIV. I ONLY	7- 1	33	7-1	107	19	18	18	15	15	
DIV. I NON-CONF.	7- 1	33	7-1	107	19	18	18	15	15	
TOTALS	RPI 1-25	RPI 26-50	W-L RECORDS	RPI 51-100	RPI 101-150	RPI 150+				
7- 1	0- 1	0- 0	OVERALL	3- 0	2- 0	2- 0				
1- 0	0- 0	0- 0	HOME	1- 0	0- 0	0- 0				
2- 1	0- 1	0- 0	AWAY	0- 0	1- 0	1- 0				
4- 0	0- 0	0- 0	NEUTRAL	2- 0	1- 0	1- 0				
7- 1	0- 1	0- 0	NON-CONFERENCE	3- 0	2- 0	2- 0				
1- 0	0- 0	0- 0	HOME	1- 0	0- 0	0- 0				
2- 1	0- 1	0- 0	AWAY	0- 0	1- 0	1- 0				
4- 0	0- 0	0- 0	NEUTRAL	2- 0	1- 0	1- 0				
0- 0	0- 0	0- 0	CONFERENCE	0- 0	0- 0	0- 0				
0- 0	0- 0	0- 0	HOME	0- 0	0- 0	0- 0				
0- 0	0- 0	0- 0	AWAY	0- 0	0- 0	0- 0				
0- 0	0- 0	0- 0	NEUTRAL	0- 0	0- 0	0- 0				

RPI	S	Opponent	Score
9	A	Princeton	53 67

RPI	S	Opponent	Score
-----	---	----------	-------

RPI	S	Opponent	Score
73	N	Notre Dame	69 60
89	N	South Dakota St.	71 70
96	H	UCF	72 50

RPI	S	Opponent	Score
122	A	Houston	57 45
148	N	South Fla.	81 77
180	N	Saint Francis (PA)	97 64
300	A	FIU	100 54

LAST 10 Division I

122	A	Houston	57 45
89	N	South Dakota St.	71 70
300	A	FIU	100 54

148	N	South Fla.	81 77
73	N	Notre Dame	69 60
180	N	Saint Francis (PA)	97 64
9	A	Princeton	53 67
96	H	UCF	72 50

Non-Div I Games: Webber Int'l 99 48 Fla. Memorial 91 47 Johnson & Wales (FL89 56

FGCU

Average RPI Win:	320	WON-LOST	WINNING	LAST 10	STRENGTH OF	OPP. STRENGTH	TEAM	ADJ.	CONF.	ADJ CONF.
Average RPI Loss:	151	RECORD	PCT. RANK	GAMES	SCHEDULE	OF SCHEDULE	RPI	RPI	RPI	RPI
DIV. I ONLY	2- 5	254	2-5	277	255	300	300	13	13	
DIV. I NON-CONF.	2- 5	253	2-5	277	257	300	300	13	13	
TOTALS	RPI 1-25	RPI 26-50	W-L RECORDS	RPI 51-100	RPI 101-150	RPI 150+				
2- 5	0- 1	0- 0	OVERALL	0- 1	0- 0	2- 3				
0- 5	0- 1	0- 0	HOME	0- 1	0- 0	0- 3				
2- 0	0- 0	0- 0	AWAY	0- 0	0- 0	2- 0				
0- 0	0- 0	0- 0	NEUTRAL	0- 0	0- 0	0- 0				
2- 5	0- 1	0- 0	NON-CONFERENCE	0- 1	0- 0	2- 3				
0- 5	0- 1	0- 0	HOME	0- 1	0- 0	0- 3				
2- 0	0- 0	0- 0	AWAY	0- 0	0- 0	2- 0				
0- 0	0- 0	0- 0	NEUTRAL	0- 0	0- 0	0- 0				
0- 0	0- 0	0- 0	CONFERENCE	0- 0	0- 0	0- 0				
0- 0	0- 0	0- 0	HOME	0- 0	0- 0	0- 0				
0- 0	0- 0	0- 0	AWAY	0- 0	0- 0	0- 0				
0- 0	0- 0	0- 0	NEUTRAL	0- 0	0- 0	0- 0				

RPI 1-25				RPI 26-50				RPI 51-100				RPI 101+ Team's RPI: 300			
RPI	S	Opponent	Score	RPI	S	Opponent	Score	RPI	S	Opponent	Score	RPI	S	Opponent	Score
18	H	FGCU	54 100					94	H	North Florida	49 64	189	H	Bethune-Cookman	60 65
												204	H	Oakland	49 58
												248	H	Northern Ky.	45 67
												317	A	N.C. Central	59 58
												322	A	Georgia St.	70 63
LAST 10 Division I															
317	A	N.C. Central	59 58	94	H	North Florida	49 64								
248	H	Northern Ky.	45 67	322	A	Georgia St.	70 63								
204	H	Oakland	49 58	18	H	FGCU	54 100								
189	H	Bethune-Cookman	60 65												

Non-Div I Games:

FIU

Average RPI Win: 281		WON-LOST	WINNING	LAST 10	STRENGTH OF	OPP. STRENGTH	TEAM	ADJ.	CONF.	ADJ CONF.
Average RPI Loss: 88		RECORD	PCT. RANK	GAMES	SCHEDULE	OF SCHEDULE	RPI	RPI	RPI	RPI
DIV. I ONLY		3- 4	199	3-4	216	159	215	215	21	21
DIV. I NON-CONF.		3- 4	200	3-4	216	157	216	216	20	20
TOTALS	RPI 1-25		RPI 26-50		W-L RECORDS		RPI 51-100		RPI 101-150	RPI 150+
3- 4	0- 0		0- 0		OVERALL		0- 3		0- 1	3- 0
2- 1	0- 0		0- 0		HOME		0- 1		0- 0	2- 0
1- 3	0- 0		0- 0		AWAY		0- 2		0- 1	1- 0
0- 0	0- 0		0- 0		NEUTRAL		0- 0		0- 0	0- 0
3- 4	0- 0		0- 0		NON-CONFERENCE		0- 3		0- 1	3- 0
2- 1	0- 0		0- 0		HOME		0- 1		0- 0	2- 0
1- 3	0- 0		0- 0		AWAY		0- 2		0- 1	1- 0
0- 0	0- 0		0- 0		NEUTRAL		0- 0		0- 0	0- 0
0- 0	0- 0		0- 0		CONFERENCE		0- 0		0- 0	0- 0
0- 0	0- 0		0- 0		HOME		0- 0		0- 0	0- 0
0- 0	0- 0		0- 0		AWAY		0- 0		0- 0	0- 0
0- 0	0- 0		0- 0		NEUTRAL		0- 0		0- 0	0- 0

[illegible]

Non-Div I Games:

Fairfield

Loss, Non-Conf, S Site, H Home A Away N Neutral

Average RPI Win:	301	WON-LOST	WINNING	LAST 10	STRENGTH OF	OPP. STRENGTH	TEAM	ADJ.	CONF.	ADJ CONF.
Average RPI Loss:	235	RECORD	PCT. RANK	GAMES	SCHEDULE	OF SCHEDULE	RPI	RPI	RPI	RPI
DIV. I ONLY	1- 7	316	1-7	312	315	339	339	29	29	
DIV. I NON-CONF.	1- 7	315	1-7	312	316	339	339	29	29	
TOTALS	RPI 1-25	RPI 26-50	W-L RECORDS	RPI 51-100	RPI 101-150	RPI 150+				
1- 7	0- 0	0- 0	OVERALL	0- 1	0- 0	1- 6				
0- 4	0- 0	0- 0	HOME	0- 1	0- 0	0- 3				
1- 3	0- 0	0- 0	AWAY	0- 0	0- 0	1- 3				
0- 0	0- 0	0- 0	NEUTRAL	0- 0	0- 0	0- 0				
1- 7	0- 0	0- 0	NON-CONFERENCE	0- 1	0- 0	1- 6				
0- 4	0- 0	0- 0	HOME	0- 1	0- 0	0- 3				
1- 3	0- 0	0- 0	AWAY	0- 0	0- 0	1- 3				
0- 0	0- 0	0- 0	NEUTRAL	0- 0	0- 0	0- 0				
0- 0	0- 0	0- 0	CONFERENCE	0- 0	0- 0	0- 0				
0- 0	0- 0	0- 0	HOME	0- 0	0- 0	0- 0				
0- 0	0- 0	0- 0	AWAY	0- 0	0- 0	0- 0				
0- 0	0- 0	0- 0	NEUTRAL	0- 0	0- 0	0- 0				

RPI 1-25				RPI 26-50				RPI 51-100				RPI 101+				Team's RPI: 339	
RPI	S	Opponent	Score	RPI	S	Opponent	Score	RPI	S	Opponent	Score	RPI	S	Opponent	Score		
								93	H	Binghamton	48	60	228	A	Lafayette	29	61
													232	H	Manhattan	61	62
													243	A	Howard	56	64
													260	H	Army West Point	68	70
													287	H	Loyola Maryland	46	75
													299	A	Pittsburgh	60	69
													301	A	NJIT	68	59
LAST 10 Division I																	
				232	H	Manhattan	61	62	301	A	NJIT	68	59				
				287	H	Loyola Maryland	46	75	243	A	Howard	56	64				
				228	A	Lafayette	29	61	260	H	Army West Point	68	70				
									93	H	Binghamton	48	60				
									299	A	Pittsburgh	60	69				

Non-Div I Games:

Fairleigh Dickinson

Average RPI Win:	244	WON-LOST	WINNING	LAST 10	STRENGTH OF	OPP. STRENGTH	TEAM	ADJ.	CONF.	ADJ CONF.
Average RPI Loss:	34	RECORD	PCT. RANK	GAMES	SCHEDULE	OF SCHEDULE	RPI	RPI	RPI	RPI
DIV. I ONLY	5- 3	106	5-3	149	94	92	92	13	13	
DIV. I NON-CONF.	5- 3	105	5-3	150	94	93	93	13	13	
TOTALS	RPI 1-25	RPI 26-50	W-L RECORDS	RPI 51-100	RPI 101-150	RPI 150+				
5- 3	0- 1	0- 2	OVERALL	0- 0	0- 0	5- 0				
3- 1	0- 0	0- 1	HOME	0- 0	0- 0	3- 0				
2- 2	0- 1	0- 1	AWAY	0- 0	0- 0	2- 0				
0- 0	0- 0	0- 0	NEUTRAL	0- 0	0- 0	0- 0				
5- 3	0- 1	0- 2	NON-CONFERENCE	0- 0	0- 0	5- 0				
3- 1	0- 0	0- 1	HOME	0- 0	0- 0	3- 0				
2- 2	0- 1	0- 1	AWAY	0- 0	0- 0	2- 0				
0- 0	0- 0	0- 0	NEUTRAL	0- 0	0- 0	0- 0				
0- 0	0- 0	0- 0	CONFERENCE	0- 0	0- 0	0- 0				
0- 0	0- 0	0- 0	HOME	0- 0	0- 0	0- 0				
0- 0	0- 0	0- 0	AWAY	0- 0	0- 0	0- 0				
0- 0	0- 0	0- 0	NEUTRAL	0- 0	0- 0	0- 0				

RPI 1-25				RPI 26-50				RPI 51-100				RPI 101+			
RPI	S	Opponent	Score	RPI	S	Opponent	Score	RPI	S	Opponent	Score	RPI	S	Opponent	Score
25	A	Iowa	53 85	34	H	Kansas	60 90					200	H	Siena	83 39
				44	A	Richmond	55 57					239	A	Hampton	64 63
												246	A	Western Mich.	80 79
												247	H	Little Rock	79 72
												287	H	Loyola Maryland	72 61
LAST 10 Division I															
34	H	Kansas	60 90	246	A	Western Mich.	80 79								
287	H	Loyola Maryland	72 61	247	H	Little Rock	79 72								
25	A	Iowa	53 85	200	H	Siena	83 39								
				44	A	Richmond	55 57								
				239	A	Hampton	64 63								

Non-Div I Games:

Fla. Atlantic

Average RPI Win:	274	WON-LOST	WINNING	LAST 10	STRENGTH OF	OPP. STRENGTH	TEAM	ADJ.	CONF.	ADJ CONF.
Average RPI Loss:	23	RECORD	PCT. RANK	GAMES	SCHEDULE	OF SCHEDULE	RPI	RPI	RPI	RPI
DIV. I ONLY	6- 3	87	6-3	278	95	173	173	6	6	
DIV. I NON-CONF.	6- 3	85	6-3	279	95	170	170	6	6	
TOTALS	RPI 1-25	RPI 26-50	W-L RECORDS	RPI 51-100	RPI 101-150	RPI 150+				
6- 3	0- 2	0- 1	OVERALL	0- 0	0- 0	6- 0				
4- 2	0- 2	0- 0	HOME	0- 0	0- 0	4- 0				
2- 1	0- 0	0- 1	AWAY	0- 0	0- 0	2- 0				
0- 0	0- 0	0- 0	NEUTRAL	0- 0	0- 0	0- 0				
6- 3	0- 2	0- 1	NON-CONFERENCE	0- 0	0- 0	6- 0				
4- 2	0- 2	0- 0	HOME	0- 0	0- 0	4- 0				
2- 1	0- 0	0- 1	AWAY	0- 0	0- 0	2- 0				
0- 0	0- 0	0- 0	NEUTRAL	0- 0	0- 0	0- 0				
0- 0	0- 0	0- 0	CONFERENCE	0- 0	0- 0	0- 0				
0- 0	0- 0	0- 0	HOME	0- 0	0- 0	0- 0				
0- 0	0- 0	0- 0	AWAY	0- 0	0- 0	0- 0				
0- 0	0- 0	0- 0	NEUTRAL	0- 0	0- 0	0- 0				

RPI 1-25				RPI 26-50				RPI 51-100				RPI 101+ Team's RPI: 173			
RPI	S	Opponent	Score	RPI	S	Opponent	Score	RPI	S	Opponent	Score	RPI	S	Opponent	Score
13	H	Indiana	49 73	34	A	Kansas	66 76					199	H	Samford	84 48
21	H	Florida St.	55 66									254	A	Grambling	72 65
												258	A	Prairie View	51 44
												273	H	Presbyterian	60 46
												308	H	Longwood	71 54
												350	H	Florida A&M	84 40
LAST 10 Division I															
				34	A	Kansas	66 76	13	H	Indiana	49 73				
				258	A	Prairie View	51 44	273	H	Presbyterian	60 46				
				350	H	Florida A&M	84 40	199	H	Samford	84 48				
				21	H	Florida St.	55 66	308	H	Longwood	71 54				
								254	A	Grambling	72 65				

Non-Div I Games:

Florida

■ Loss,
 ■ Non-Conf, S Site,
 ■ Home
 ■ Away
 N Neutral

Average RPI Win:	0	WON-LOST	WINNING	LAST 10	STRENGTH OF	OPP. STRENGTH	TEAM	ADJ.	CONF.	ADJ CONF.
Average RPI Loss:	266	RECORD	PCT. RANK	GAMES	SCHEDULE	OF SCHEDULE	RPI	RPI	RPI	RPI
DIV. I ONLY	0- 6	336	0-6	316	351	350	350	31	31	
DIV. I NON-CONF.	0- 6	336	0-6	316	351	350	350	31	31	
TOTALS	RPI 1-25	RPI 26-50	W-L RECORDS	RPI 51-100	RPI 101-150	RPI 150+				
0- 6	0- 0	0- 0	OVERALL	0- 0	0- 1	0- 5				
0- 0	0- 0	0- 0	HOME	0- 0	0- 0	0- 0				
0- 6	0- 0	0- 0	AWAY	0- 0	0- 1	0- 5				
0- 0	0- 0	0- 0	NEUTRAL	0- 0	0- 0	0- 0				
0- 6	0- 0	0- 0	NON-CONFERENCE	0- 0	0- 1	0- 5				
0- 0	0- 0	0- 0	HOME	0- 0	0- 0	0- 0				
0- 6	0- 0	0- 0	AWAY	0- 0	0- 1	0- 5				
0- 0	0- 0	0- 0	NEUTRAL	0- 0	0- 0	0- 0				
0- 0	0- 0	0- 0	CONFERENCE	0- 0	0- 0	0- 0				
0- 0	0- 0	0- 0	HOME	0- 0	0- 0	0- 0				
0- 0	0- 0	0- 0	AWAY	0- 0	0- 0	0- 0				
0- 0	0- 0	0- 0	NEUTRAL	0- 0	0- 0	0- 0				

RPI 1-25				RPI 26-50				RPI 51-100				RPI 101+				Team's RPI: 350	
RPI	S	Opponent	Score	RPI	S	Opponent	Score	RPI	S	Opponent	Score	RPI	S	Opponent	Score		
												117	A	Texas Tech	60	98	
												173	A	Florida	40	84	
												312	A	USC Upstate	61	74	
												318	A	Alcorn	42	58	
												336	A	Mississippi Val.	70	71	
												340	A	Jacksonville St.	67	72	
LAST 10 Division I																	
				318	A	Alcorn	42	58	312	A	USC Upstate	61	74				
				336	A	Mississippi Val.	70	71									
				173	A	Florida	40	84									
				117	A	Texas Tech	60	98									
				340	A	Jacksonville St.	67	72									

Non-Div I Games: Johnson (FL) 102 40 Trinity Baptist 103 54

Florida A&M

Loss, Non-Conf, S Site, H Home A Away N Neutral

Average RPI Win:	171	WON-LOST	WINNING	LAST 10	STRENGTH OF	OPP. STRENGTH	TEAM	ADJ.	CONF.	ADJ CONF.
Average RPI Loss:	0	RECORD	PCT. RANK	GAMES	SCHEDULE	OF SCHEDULE	RPI	RPI	RPI	RPI
DIV. I ONLY	9- 0	1	9-0	172	66	21	21	3	3	
DIV. I NON-CONF.	8- 0	1	8-0	140	87	19	19	3	3	
TOTALS	RPI 1-25	RPI 26-50	W-L RECORDS	RPI 51-100	RPI 101-150	RPI 150+				
9- 0	1- 0	1- 0	OVERALL	1- 0	0- 0	6- 0				
4- 0	0- 0	0- 0	HOME	1- 0	0- 0	3- 0				
4- 0	0- 0	1- 0	AWAY	0- 0	0- 0	3- 0				
1- 0	1- 0	0- 0	NEUTRAL	0- 0	0- 0	0- 0				
8- 0	1- 0	1- 0	NON-CONFERENCE	1- 0	0- 0	5- 0				
4- 0	0- 0	0- 0	HOME	1- 0	0- 0	3- 0				
3- 0	0- 0	1- 0	AWAY	0- 0	0- 0	2- 0				
1- 0	1- 0	0- 0	NEUTRAL	0- 0	0- 0	0- 0				
1- 0	0- 0	0- 0	CONFERENCE	0- 0	0- 0	1- 0				
0- 0	0- 0	0- 0	HOME	0- 0	0- 0	0- 0				
1- 0	0- 0	0- 0	AWAY	0- 0	0- 0	1- 0				
0- 0	0- 0	0- 0	NEUTRAL	0- 0	0- 0	0- 0				

RPI 1-25				RPI 26-50				RPI 51-100				RPI 101+			
RPI	S	Opponent	Score	RPI	S	Opponent	Score	RPI	S	Opponent	Score	RPI	S	Opponent	Score
17	N	Texas A&M	80 58	41	A	LSU	70 62	90	H	Michigan St.	78 68	173	A	Florida	66 55
												187	A	Clemson	81 64
												193	H	Jacksonville	75 41
												199	H	Samford	88 59
												316	H	Charleston So.	88 36
												321	A	UIC	86 42
LAST 10 Division I															
				321	A	UIC	86 42	187	A	Clemson	81 64				
				199	H	Samford	88 59	90	H	Michigan St.	78 68				
				193	H	Jacksonville	75 41	17	N	Texas A&M	80 58				
				41	A	LSU	70 62	173	A	Florida	66 55				
				316	H	Charleston So.	88 36								

Non-Div I Games:

Florida St.

Fordham

Through Games Of Dec. 14, 2019

Average RPI Win:	176	WON-LOST	WINNING	LAST 10	STRENGTH OF	OPP. STRENGTH	TEAM	ADJ.	CONF.	ADJ CONF.
Average RPI Loss:	130	RECORD	PCT. RANK	GAMES	SCHEDULE	OF SCHEDULE	RPI	RPI	RPI	RPI
DIV. I ONLY	6- 5	159	6-4	182	69	152	152	10	10	
DIV. I NON-CONF.	6- 5	160	6-4	181	68	151	151	10	10	
TOTALS	RPI 1-25	RPI 26-50	W-L RECORDS	RPI 51-100	RPI 101-150	RPI 150+				
6- 5	0- 0	1- 1	OVERALL	0- 1	1- 1	4- 2				
3- 2	0- 0	0- 0	HOME	0- 1	0- 1	3- 0				
2- 2	0- 0	1- 0	AWAY	0- 0	0- 0	1- 2				
1- 1	0- 0	0- 1	NEUTRAL	0- 0	1- 0	0- 0				
6- 5	0- 0	1- 1	NON-CONFERENCE	0- 1	1- 1	4- 2				
3- 2	0- 0	0- 0	HOME	0- 1	0- 1	3- 0				
2- 2	0- 0	1- 0	AWAY	0- 0	0- 0	1- 2				
1- 1	0- 0	0- 1	NEUTRAL	0- 0	1- 0	0- 0				
0- 0	0- 0	0- 0	CONFERENCE	0- 0	0- 0	0- 0				
0- 0	0- 0	0- 0	HOME	0- 0	0- 0	0- 0				
0- 0	0- 0	0- 0	AWAY	0- 0	0- 0	0- 0				
0- 0	0- 0	0- 0	NEUTRAL	0- 0	0- 0	0- 0				

RPI 1-25			RPI 26-50			RPI 51-100			RPI 101+			Team's RPI: 152			
RPI	S	Opponent	Score	RPI	S	Opponent	Score	RPI	S	Opponent	Score	RPI	S	Opponent	Score
				30	N	Arkansas	59 71	73	H	Notre Dame	55 60	106	N	Lehigh	59 57
				37	A	Charlotte	76 51					149	H	Villanova	66 73
												158	A	Columbia	51 70
												201	H	Northeastern	74 58
												232	A	Manhattan	51 45
												233	H	Georgetown	67 54
												238	A	Penn St.	59 72
												245	H	Southern U.	65 52
LAST 10 Division I															
				37	A	Charlotte	76 51	245	H	Southern U.	65 52				
				201	H	Northeastern	74 58	233	H	Georgetown	67 54				
				149	H	Villanova	66 73	232	A	Manhattan	51 45				
				238	A	Penn St.	59 72	106	N	Lehigh	59 57				
				158	A	Columbia	51 70	30	N	Arkansas	59 71				

Non-Div I Games:

Fordham

Loss, Non-Conf, S Site, H Home A Away N Neutral

Average RPI Win:	256	WON-LOST	WINNING	LAST 10	STRENGTH OF	OPP. STRENGTH	TEAM	ADJ.	CONF.	ADJ CONF.
Average RPI Loss:	136	RECORD	PCT. RANK	GAMES	SCHEDULE	OF SCHEDULE	RPI	RPI	RPI	RPI
DIV. I ONLY	7- 3	79	7-3	291	186	165	165	19	19	
DIV. I NON-CONF.	5- 3	105	5-3	262	230	171	171	21	21	
TOTALS	RPI 1-25	RPI 26-50	W-L RECORDS	RPI 51-100	RPI 101-150	RPI 150+				
7- 3	0- 0	0- 0	OVERALL	0- 1	0- 0	7- 2				
3- 1	0- 0	0- 0	HOME	0- 0	0- 0	3- 1				
3- 1	0- 0	0- 0	AWAY	0- 0	0- 0	3- 1				
1- 1	0- 0	0- 0	NEUTRAL	0- 1	0- 0	1- 0				
5- 3	0- 0	0- 0	NON-CONFERENCE	0- 1	0- 0	5- 2				
2- 1	0- 0	0- 0	HOME	0- 0	0- 0	2- 1				
2- 1	0- 0	0- 0	AWAY	0- 0	0- 0	2- 1				
1- 1	0- 0	0- 0	NEUTRAL	0- 1	0- 0	1- 0				
2- 0	0- 0	0- 0	CONFERENCE	0- 0	0- 0	2- 0				
1- 0	0- 0	0- 0	HOME	0- 0	0- 0	1- 0				
1- 0	0- 0	0- 0	AWAY	0- 0	0- 0	1- 0				
0- 0	0- 0	0- 0	NEUTRAL	0- 0	0- 0	0- 0				

RPI 1-25			RPI 26-50			RPI 51-100			RPI 101+			Team's RPI: 165
RPI	S	Opponent	Score	RPI	S	Opponent	Score	RPI	S	Opponent	Score	
						54 N	Yale	67	87	168 A	Portland	64 75
										185 H	BYU	65 71
										227 H	Utah St.	76 64
										229 A	Montana	76 63
										233 N	Georgetown	82 69
										242 A	UNLV	72 66
										276 H	UC Davis	73 65
										290 H	Northern Ariz.	83 66
										298 A	Cal Poly	79 52
LAST 10 Division I												
185	H	BYU	65	71	227	H	Utah St.	76	64			
168	A	Portland	64	75	242	A	UNLV	72	66			
229	A	Montana	76	63	233	N	Georgetown	82	69			
276	H	UC Davis	73	65	54	N	Yale	67	87			
298	A	Cal Poly	79	52	290	H	Northern Ariz.	83	66			

Non-Div I Games: La Verne 111 56

Fresno St.

Average RPI Loss: 124

Average RPI Win:	213	WON-LOST	WINNING	LAST 10	STRENGTH OF	OPP. STRENGTH	TEAM	ADJ.	CONF.	ADJ CONF.
Average RPI Loss:	124	RECORD	PCT. RANK	GAMES	SCHEDULE	OF SCHEDULE	RPI	RPI	RPI	RPI
DIV. I ONLY		5- 3	106	5-3	253	85	116	116	25	25
DIV. I NON-CONF.		5- 3	105	5-3	253	84	116	116	25	25
TOTALS	RPI 1-25		RPI 26-50	W-L RECORDS		RPI 51-100	RPI 101-150		RPI 150+	
5- 3	0- 0		1- 0	OVERALL		0- 1	0- 1		4- 1	
3- 0	0- 0		0- 0	HOME		0- 0	0- 0		3- 0	
2- 3	0- 0		1- 0	AWAY		0- 1	0- 1		1- 1	
0- 0	0- 0		0- 0	NEUTRAL		0- 0	0- 0		0- 0	
5- 3	0- 0		1- 0	NON-CONFERENCE		0- 1	0- 1		4- 1	
3- 0	0- 0		0- 0	HOME		0- 0	0- 0		3- 0	
2- 3	0- 0		1- 0	AWAY		0- 1	0- 1		1- 1	
0- 0	0- 0		0- 0	NEUTRAL		0- 0	0- 0		0- 0	
0- 0	0- 0		0- 0	CONFERENCE		0- 0	0- 0		0- 0	
0- 0	0- 0		0- 0	HOME		0- 0	0- 0		0- 0	
0- 0	0- 0		0- 0	AWAY		0- 0	0- 0		0- 0	
0- 0	0- 0		0- 0	NEUTRAL		0- 0	0- 0		0- 0	

RPI 1-25				RPI 26-50				RPI 51-100				RPI 101+				Team's RPI: 116	
RPI	S	Opponent	Score	RPI	S	Opponent	Score	RPI	S	Opponent	Score	RPI	S	Opponent	Score		
				44	A	Richmond	70 69	82	A	Middle Tenn.	62 78	103	A	Vanderbilt	46 74		
												177	A	Gardner-Webb	72 67		
												187	A	Clemson	71 77		
												239	H	Hampton	70 65		
												281	H	Ga. Southern	78 63		
												322	H	Georgia St.	62 55		
LAST 10 Division I																	
				239	H	Hampton	70 65	44	A	Richmond	70 69						
				281	H	Ga. Southern	78 63	322	H	Georgia St.	62 55						
				187	A	Clemson	71 77	177	A	Gardner-Webb	72 67						
								82	A	Middle Tenn.	62 78						
								103	A	Vanderbilt	46 74						

Non-Div I Games:	North Greenville	88	51
------------------	------------------	----	----

Furman

■ Loss, ■ Non-Conf, S Site, H Home A Away N Neutral

Average RPI Win: 328		WON-LOST	WINNING	LAST 10	STRENGTH OF	OPP. STRENGTH	TEAM	ADJ.	CONF.	ADJ CONF.
Average RPI Loss: 181		RECORD	PCT. RANK	GAMES	SCHEDULE	OF SCHEDULE	RPI	RPI	RPI	RPI
DIV. I ONLY		2- 5	254	2-5	243	335	281	281	23	23
DIV. I NON-CONF.		2- 5	253	2-5	243	335	282	282	23	23
TOTALS	RPI 1-25		RPI 26-50		W-L RECORDS	RPI 51-100	RPI 101-150		RPI 150+	
2- 5	0- 0		0- 0		OVERALL	0- 0	0- 2		2- 3	
0- 2	0- 0		0- 0		HOME	0- 0	0- 1		0- 1	
2- 3	0- 0		0- 0		AWAY	0- 0	0- 1		2- 2	
0- 0	0- 0		0- 0		NEUTRAL	0- 0	0- 0		0- 0	
2- 5	0- 0		0- 0		NON-CONFERENCE	0- 0	0- 2		2- 3	
0- 2	0- 0		0- 0		HOME	0- 0	0- 1		0- 1	
2- 3	0- 0		0- 0		AWAY	0- 0	0- 1		2- 2	
0- 0	0- 0		0- 0		NEUTRAL	0- 0	0- 0		0- 0	
0- 0	0- 0		0- 0		CONFERENCE	0- 0	0- 0		0- 0	
0- 0	0- 0		0- 0		HOME	0- 0	0- 0		0- 0	
0- 0	0- 0		0- 0		AWAY	0- 0	0- 0		0- 0	
0- 0	0- 0		0- 0		NEUTRAL	0- 0	0- 0		0- 0	

RPI 1-25				RPI 26-50				RPI 51-100				RPI 101+				Team's RPI: 281	
RPI	S	Opponent	Score	RPI	S	Opponent	Score	RPI	S	Opponent	Score	RPI	S	Opponent	Score		
												116	A	Furman	63	78	
												120	H	North Dakota	56	69	
												188	H	Kennesaw St.	69	95	
												189	A	Bethune-Cookman	57	75	
												292	A	Mercer	52	62	
												323	A	Wofford	70	57	
												332	A	Winthrop	91	47	
LAST 10 Division I																	
												292	A	Mercer	52	62	
												323	A	Wofford	70	57	
												332	A	Winthrop	91	47	
												189	A	Bethune-Cookman	57	75	
												120	H	North Dakota	56	69	
												188	H	Kennesaw St.	69	95	
												116	A	Furman	63	78	

Non-Div I Games:

Ga. Southern

■ Loss, ■ Non-Conf, S Site, H Home A Away N Neutral

Average RPI Win:	307	WON-LOST	WINNING	LAST 10	STRENGTH OF	OPP. STRENGTH	TEAM	ADJ.	CONF.	ADJ CONF.
Average RPI Loss:	63	RECORD	PCT. RANK	GAMES	SCHEDULE	OF SCHEDULE	RPI	RPI	RPI	RPI
DIV. I ONLY	3- 3	163	3-3	192	211	177	177	30	30	
DIV. I NON-CONF.	3- 3	163	3-3	191	210	175	175	30	30	
TOTALS	RPI 1-25	RPI 26-50	W-L RECORDS	RPI 51-100	RPI 101-150	RPI 150+				
3- 3	0- 0	0- 2	OVERALL	0- 0	0- 1	3- 0				
2- 1	0- 0	0- 0	HOME	0- 0	0- 1	2- 0				
1- 2	0- 0	0- 2	AWAY	0- 0	0- 0	1- 0				
0- 0	0- 0	0- 0	NEUTRAL	0- 0	0- 0	0- 0				
3- 3	0- 0	0- 2	NON-CONFERENCE	0- 0	0- 1	3- 0				
2- 1	0- 0	0- 0	HOME	0- 0	0- 1	2- 0				
1- 2	0- 0	0- 2	AWAY	0- 0	0- 0	1- 0				
0- 0	0- 0	0- 0	NEUTRAL	0- 0	0- 0	0- 0				
0- 0	0- 0	0- 0	CONFERENCE	0- 0	0- 0	0- 0				
0- 0	0- 0	0- 0	HOME	0- 0	0- 0	0- 0				
0- 0	0- 0	0- 0	AWAY	0- 0	0- 0	0- 0				
0- 0	0- 0	0- 0	NEUTRAL	0- 0	0- 0	0- 0				

RPI 1-25			RPI 26-50			RPI 51-100			RPI 101+			Team's RPI: 177
RPI	S	Opponent	Score	RPI	S	Opponent	Score	RPI	S	Opponent	Score	
				35	A	Virginia Tech	65 87					
				37	A	Charlotte	49 74					
LAST 10 Division I												
				35	A	Virginia Tech	65 87	37	A	Charlotte	49 74	
				116	H	Furman	67 72					
				309	H	Western Caro.	88 62					
				288	A	Appalachian St.	67 56					
				323	H	Wofford	67 53					

Non-Div I Games:

Gardner-Webb

George Mason

Through Games Of Dec. 14, 2019

Average RPI Win:	285	WON-LOST	WINNING	LAST 10	STRENGTH OF	OPP. STRENGTH	TEAM	ADJ.	CONF.	ADJ CONF.
Average RPI Loss:	107	RECORD	PCT. RANK	GAMES	SCHEDULE	OF SCHEDULE	RPI	RPI	RPI	RPI
DIV. I ONLY	4- 5	189	4-5	91	296	172	172	10	10	
DIV. I NON-CONF.	4- 5	190	4-5	90	294	169	169	10	10	
TOTALS	RPI 1-25	RPI 26-50	W-L RECORDS	RPI 51-100	RPI 101-150	RPI 150+				
4- 5	0- 0	0- 1	OVERALL	0- 1	0- 1	4- 2				
2- 3	0- 0	0- 1	HOME	0- 0	0- 1	2- 1				
2- 1	0- 0	0- 0	AWAY	0- 0	0- 0	2- 1				
0- 1	0- 0	0- 0	NEUTRAL	0- 1	0- 0	0- 0				
4- 5	0- 0	0- 1	NON-CONFERENCE	0- 1	0- 1	4- 2				
2- 3	0- 0	0- 1	HOME	0- 0	0- 1	2- 1				
2- 1	0- 0	0- 0	AWAY	0- 0	0- 0	2- 1				
0- 1	0- 0	0- 0	NEUTRAL	0- 1	0- 0	0- 0				
0- 0	0- 0	0- 0	CONFERENCE	0- 0	0- 0	0- 0				
0- 0	0- 0	0- 0	HOME	0- 0	0- 0	0- 0				
0- 0	0- 0	0- 0	AWAY	0- 0	0- 0	0- 0				
0- 0	0- 0	0- 0	NEUTRAL	0- 0	0- 0	0- 0				

RPI 1-25			RPI 26-50			RPI 51-100			RPI 101+			Team's RPI: 172
RPI	S	Opponent	Score	RPI	S	Opponent	Score	RPI	S	Opponent	Score	
				35	H	Virginia Tech	58 77	53	N	Bradley	59 61	
								130	H	Bucknell	51 64	
								153	A	Coastal Caro.	59 74	
								163	H	UMKC	58 64	
								238	A	Penn St.	78 68	
								268	H	American	73 55	
								304	A	Col. of Charleston	72 61	
								331	H	Detroit Mercy	75 62	
LAST 10 Division I												
238	A	Penn St.	78 68	130	H	Bucknell	51 64					
268	H	American	73 55	153	A	Coastal Caro.	59 74					
331	H	Detroit Mercy	75 62	53	N	Bradley	59 61					
35	H	Virginia Tech	58 77	163	H	UMKC	58 64					
304	A	Col. of Charleston	72 61									

Non-Div I Games:

George Mason

■ Loss,
 ■ Non-Conf,
 ■ S Site,
 ■ H Home
 ■ A Away
 N Neutral

Average RPI Win:	207	WON-LOST	WINNING	LAST 10	STRENGTH OF	OPP. STRENGTH	TEAM	ADJ.	CONF.	ADJ CONF.
Average RPI Loss:	49	RECORD	PCT. RANK	GAMES	SCHEDULE	OF SCHEDULE	RPI	RPI	RPI	RPI
DIV. I ONLY	6- 4	124	6-4	132	78	87	87	10	10	
DIV. I NON-CONF.	6- 4	124	6-4	131	76	87	87	10	10	
TOTALS	RPI 1-25	RPI 26-50	W-L RECORDS	RPI 51-100	RPI 101-150	RPI 150+				
6- 4	0- 1	0- 2	OVERALL	0- 0	2- 1	4- 0				
2- 2	0- 1	0- 1	HOME	0- 0	0- 0	2- 0				
4- 2	0- 0	0- 1	AWAY	0- 0	2- 1	2- 0				
0- 0	0- 0	0- 0	NEUTRAL	0- 0	0- 0	0- 0				
6- 4	0- 1	0- 2	NON-CONFERENCE	0- 0	2- 1	4- 0				
2- 2	0- 1	0- 1	HOME	0- 0	0- 0	2- 0				
4- 2	0- 0	0- 1	AWAY	0- 0	2- 1	2- 0				
0- 0	0- 0	0- 0	NEUTRAL	0- 0	0- 0	0- 0				
0- 0	0- 0	0- 0	CONFERENCE	0- 0	0- 0	0- 0				
0- 0	0- 0	0- 0	HOME	0- 0	0- 0	0- 0				
0- 0	0- 0	0- 0	AWAY	0- 0	0- 0	0- 0				
0- 0	0- 0	0- 0	NEUTRAL	0- 0	0- 0	0- 0				

RPI 1-25				RPI 26-50				RPI 51-100				Team's RPI: 87	RPI 101+			
RPI	S	Opponent	Score	RPI	S	Opponent	Score	RPI	S	Opponent	Score		RPI	S	Opponent	Score
9	H	Princeton	50 75	39	A	Maryland	54 88						106	A	Lehigh	53 59
				40	H	Minnesota	50 83						135	A	Memphis	64 63
													149	A	Villanova	68 56
													198	A	Quinnipiac	78 67
													211	A	Delaware	63 49
													233	H	Georgetown	52 49
													315	H	Coppin St.	54 35
LAST 10 Division I																
				39	A	Maryland	54 88	40	H	Minnesota	50 83					
				135	A	Memphis	64 63	198	A	Quinnipiac	78 67					
				106	A	Lehigh	53 59	211	A	Delaware	63 49					
				9	H	Princeton	50 75	315	H	Coppin St.	54 35					
				149	A	Villanova	68 56	233	H	Georgetown	52 49					

Non-Div I Games:

George Washington

■ Loss,
 ■ Non-Conf, S Site,
 ■ Home
 ■ Away
 N Neutral

Georgetown

Through Games Of Dec. 14, 2019

Average RPI Win:	305	WON-LOST	WINNING	LAST 10	STRENGTH OF	OPP. STRENGTH	TEAM	ADJ.	CONF.	ADJ CONF.
Average RPI Loss:	112	RECORD	PCT. RANK	GAMES	SCHEDULE	OF SCHEDULE	RPI	RPI	RPI	RPI
DIV. I ONLY	2- 8	296	2-8	104	247	233	233	7	7	
DIV. I NON-CONF.	2- 8	296	2-8	103	249	233	233	7	7	
TOTALS	RPI 1-25	RPI 26-50	W-L RECORDS	RPI 51-100	RPI 101-150	RPI 150+				
2- 8	0- 0	0- 1	OVERALL	0- 2	0- 2	2- 3				
0- 3	0- 0	0- 1	HOME	0- 1	0- 1	0- 0				
2- 4	0- 0	0- 0	AWAY	0- 1	0- 1	2- 2				
0- 1	0- 0	0- 0	NEUTRAL	0- 0	0- 0	0- 1				
2- 8	0- 0	0- 1	NON-CONFERENCE	0- 2	0- 2	2- 3				
0- 3	0- 0	0- 1	HOME	0- 1	0- 1	0- 0				
2- 4	0- 0	0- 0	AWAY	0- 1	0- 1	2- 2				
0- 1	0- 0	0- 0	NEUTRAL	0- 0	0- 0	0- 1				
0- 0	0- 0	0- 0	CONFERENCE	0- 0	0- 0	0- 0				
0- 0	0- 0	0- 0	HOME	0- 0	0- 0	0- 0				
0- 0	0- 0	0- 0	AWAY	0- 0	0- 0	0- 0				
0- 0	0- 0	0- 0	NEUTRAL	0- 0	0- 0	0- 0				

RPI 1-25				RPI 26-50				RPI 51-100				RPI 101+				Team's RPI: 233	
RPI	S	Opponent	Score	RPI	S	Opponent	Score	RPI	S	Opponent	Score	RPI	S	Opponent	Score		
				44	H	Richmond	49 51	71	H	James Madison	59 66	107	A	Davidson	52 66		
								87	A	George Washington	49 52	108	H	Rider	64 65		
												152	A	Fordham	54 67		
												158	A	Columbia	49 54		
												165	N	Fresno St.	69 82		
												299	A	Pittsburgh	66 56		
												311	A	LMU (CA)	64 53		
LAST 10 Division I																	
				87	A	George Washington	49 52	108	H	Rider	64 65						
				71	H	James Madison	59 66	152	A	Fordham	54 67						
				299	A	Pittsburgh	66 56	158	A	Columbia	49 54						
				44	H	Richmond	49 51	165	N	Fresno St.	69 82						
				107	A	Davidson	52 66	311	A	LMU (CA)	64 53						

Non-Div I Games:

Georgetown

■ Loss,
 ■ Non-Conf,
 ■ S Site,
 ■ H Home
 ■ A Away
 N Neutral

Average RPI Win: 165		WON-LOST	WINNING	LAST 10	STRENGTH OF	OPP. STRENGTH	TEAM	ADJ.	CONF.	ADJ CONF.
Average RPI Loss: 69		RECORD	PCT. RANK	GAMES	SCHEDULE	OF SCHEDULE	RPI	RPI	RPI	RPI
DIV. I ONLY		6- 3	87	6-3	16	196	50	50	6	6
DIV. I NON-CONF.		6- 3	85	6-3	16	194	50	50	6	6
<hr/>										
TOTALS	RPI 1-25		RPI 26-50	W-L RECORDS		RPI 51-100	RPI 101-150		RPI 150+	
6- 3	0- 0		1- 2	OVERALL		2- 0	0- 1		3- 0	
4- 2	0- 0		0- 1	HOME		1- 0	0- 1		3- 0	
0- 1	0- 0		0- 1	AWAY		0- 0	0- 0		0- 0	
2- 0	0- 0		1- 0	NEUTRAL		1- 0	0- 0		0- 0	
<hr/>										
6- 3	0- 0		1- 2	NON-CONFERENCE		2- 0	0- 1		3- 0	
4- 2	0- 0		0- 1	HOME		1- 0	0- 1		3- 0	
0- 1	0- 0		0- 1	AWAY		0- 0	0- 0		0- 0	
2- 0	0- 0		1- 0	NEUTRAL		1- 0	0- 0		0- 0	
<hr/>										
0- 0	0- 0		0- 0	CONFERENCE		0- 0	0- 0		0- 0	
0- 0	0- 0		0- 0	HOME		0- 0	0- 0		0- 0	
0- 0	0- 0		0- 0	AWAY		0- 0	0- 0		0- 0	
0- 0	0- 0		0- 0	NEUTRAL		0- 0	0- 0		0- 0	

RPI 1-25				RPI 26-50				Team's RPI: 50				RPI 51-100				RPI 101+			
RPI	S	Opponent	Score	RPI	S	Opponent	Score	RPI	S	Opponent	Score	RPI	S	Opponent	Score	RPI	S	Opponent	Score
				28	H	Georgia Tech	40 73	78	N	Butler	69 36	149	H	Villanova	58 63				
				29	A	Baylor	38 72	85	H	N.C. A&T	72 54	188	H	Kennesaw St.	80 65				
				35	N	Virginia Tech	77 72					292	H	Mercer	76 60				
												312	H	USC Upstate	67 53				
LAST 10 Division I																			
				292	H	Mercer	76 60	29	A	Baylor	38 72								
				28	H	Georgia Tech	40 73	35	N	Virginia Tech	77 72								
				85	H	N.C. A&T	72 54	78	N	Butler	69 36								
				188	H	Kennesaw St.	80 65	312	H	USC Upstate	67 53								
								149	H	Villanova	58 63								

Non-Div I Games:

Georgia

Average RPI Win: 326		WON-LOST	WINNING	LAST 10	STRENGTH OF	OPP. STRENGTH	TEAM	ADJ.	CONF.	ADJ CONF.
Average RPI Loss: 177		RECORD	PCT. RANK	GAMES	SCHEDULE	OF SCHEDULE	RPI	RPI	RPI	RPI
DIV. I ONLY		1- 7	316	1-7	224	274	322	322	23	23
DIV. I NON-CONF.		1- 7	315	1-7	224	275	321	321	23	23
TOTALS	RPI 1-25	RPI 26-50		W-L RECORDS	RPI 51-100		RPI 101-150		RPI 150+	
1- 7	0- 0	0- 1		OVERALL	0- 0		0- 2		1- 4	
0- 3	0- 0	0- 0		HOME	0- 0		0- 0		0- 3	
0- 4	0- 0	0- 1		AWAY	0- 0		0- 2		0- 1	
1- 0	0- 0	0- 0		NEUTRAL	0- 0		0- 0		1- 0	
1- 7	0- 0	0- 1		NON-CONFERENCE	0- 0		0- 2		1- 4	
0- 3	0- 0	0- 0		HOME	0- 0		0- 0		0- 3	
0- 4	0- 0	0- 1		AWAY	0- 0		0- 2		0- 1	
1- 0	0- 0	0- 0		NEUTRAL	0- 0		0- 0		1- 0	
0- 0	0- 0	0- 0		CONFERENCE	0- 0		0- 0		0- 0	
0- 0	0- 0	0- 0		HOME	0- 0		0- 0		0- 0	
0- 0	0- 0	0- 0		AWAY	0- 0		0- 0		0- 0	
0- 0	0- 0	0- 0		NEUTRAL	0- 0		0- 0		0- 0	

RPI 1-25				RPI 26-50				RPI 51-100				RPI 101+			
RPI	S	Opponent	Score	RPI	S	Opponent	Score	RPI	S	Opponent	Score	RPI	S	Opponent	Score
				28	A	Georgia Tech	28 69					113	A	UNC Greensboro	49 64
												116	A	Furman	55 62
												197	A	UTEP	68 71
												225	H	Alabama A&M	52 67
												259	H	Toledo	48 74
												300	H	FIU	63 70
												326	N	New Mexico St.	59 51
LAST 10 Division I															
				113	A	UNC Greensboro	49 64	116	A	Furman	55 62				
				300	H	FIU	63 70	197	A	UTEP	68 71				
				259	H	Toledo	48 74	326	N	New Mexico St.	59 51				
								225	H	Alabama A&M	52 67				
								28	A	Georgia Tech	28 69				

Non-Div I Games:

Georgia St.

■ Loss, ■ Non-Conf, S Site, H Home A Away N Neutral

Average RPI Win:	155	WON-LOST	WINNING	LAST 10	STRENGTH OF	OPP. STRENGTH	TEAM	ADJ.	CONF.	ADJ CONF.
Average RPI Loss:	38	RECORD	PCT. RANK	GAMES	SCHEDULE	OF SCHEDULE	RPI	RPI	RPI	RPI
DIV. I ONLY	7- 1	33	7-1	97	48	28	28	3	3	
DIV. I NON-CONF.	7- 1	33	7-1	96	48	28	28	3	3	
TOTALS	RPI 1-25	RPI 26-50	W-L RECORDS	RPI 51-100	RPI 101-150	RPI 150+				
7- 1	0- 0	1- 1	OVERALL	2- 0	1- 0	3- 0				
4- 0	0- 0	0- 0	HOME	1- 0	1- 0	2- 0				
2- 0	0- 0	1- 0	AWAY	0- 0	0- 0	1- 0				
1- 1	0- 0	0- 1	NEUTRAL	1- 0	0- 0	0- 0				
7- 1	0- 0	1- 1	NON-CONFERENCE	2- 0	1- 0	3- 0				
4- 0	0- 0	0- 0	HOME	1- 0	1- 0	2- 0				
2- 0	0- 0	1- 0	AWAY	0- 0	0- 0	1- 0				
1- 1	0- 0	0- 1	NEUTRAL	1- 0	0- 0	0- 0				
0- 0	0- 0	0- 0	CONFERENCE	0- 0	0- 0	0- 0				
0- 0	0- 0	0- 0	HOME	0- 0	0- 0	0- 0				
0- 0	0- 0	0- 0	AWAY	0- 0	0- 0	0- 0				
0- 0	0- 0	0- 0	NEUTRAL	0- 0	0- 0	0- 0				

RPI 1-25				RPI 26-50				Team's RPI: 28				RPI 51-100				RPI 101+			
RPI	S	Opponent	Score	RPI	S	Opponent	Score	RPI	S	Opponent	Score	RPI	S	Opponent	Score	RPI	S	Opponent	Score
				38	N	Rutgers	43 46					73	H	Wisconsin	60 41	122	H	Houston	69 38
				50	A	Georgia	73 40					77	N	Seton Hall	79 54	188	A	Kennesaw St.	63 47
																254	H	Grambling	89 42
																322	H	Georgia St.	69 28
LAST 10 Division I																			
				188	A	Kennesaw St.	63 47					77	N	Seton Hall	79 54				
				73	H	Wisconsin	60 41					322	H	Georgia St.	69 28				
				38	N	Rutgers	43 46					50	A	Georgia	73 40				
												254	H	Grambling	89 42				
												122	H	Houston	69 38				

Non-Div I Games:

Georgia Tech

Average RPI Win:	103	WON-LOST	WINNING	LAST 10	STRENGTH OF	OPP. STRENGTH	TEAM	ADJ.	CONF.	ADJ CONF.
Average RPI Loss:	5	RECORD	PCT. RANK	GAMES	SCHEDULE	OF SCHEDULE	RPI	RPI	RPI	RPI
DIV. I ONLY	9- 1	15	9-1	76	2	7	7	12	12	
DIV. I NON-CONF.	9- 1	15	9-1	75	2	7	7	12	12	
TOTALS	RPI 1-25	RPI 26-50	W-L RECORDS	RPI 51-100	RPI 101-150	RPI 150+				
9- 1	1- 1	0- 0	OVERALL	4- 0	3- 0	1- 0				
4- 0	0- 0	0- 0	HOME	2- 0	1- 0	1- 0				
2- 1	0- 1	0- 0	AWAY	1- 0	1- 0	0- 0				
3- 0	1- 0	0- 0	NEUTRAL	1- 0	1- 0	0- 0				
9- 1	1- 1	0- 0	NON-CONFERENCE	4- 0	3- 0	1- 0				
4- 0	0- 0	0- 0	HOME	2- 0	1- 0	1- 0				
2- 1	0- 1	0- 0	AWAY	1- 0	1- 0	0- 0				
3- 0	1- 0	0- 0	NEUTRAL	1- 0	1- 0	0- 0				
0- 0	0- 0	0- 0	CONFERENCE	0- 0	0- 0	0- 0				
0- 0	0- 0	0- 0	HOME	0- 0	0- 0	0- 0				
0- 0	0- 0	0- 0	AWAY	0- 0	0- 0	0- 0				
0- 0	0- 0	0- 0	NEUTRAL	0- 0	0- 0	0- 0				

RPI 1-25				Team's RPI: 7				RPI 26-50				RPI 51-100				RPI 101+			
RPI	S	Opponent	Score					RPI	S	Opponent	Score	RPI	S	Opponent	Score	RPI	S	Opponent	Score
5	A	Stanford	70	76								61	H	CSU Bakersfield	92 48	124	A	Montana St.	70 55
24	N	Purdue	63	50								65	H	Texas Southern	80 45	133	N	Dayton	76 65
												81	A	Washington St.	76 53	143	H	UT Martin	78 55
												82	N	Middle Tenn.	62 50	214	H	Eastern Wash.	84 44
LAST 10 Division I																			
								65	H	Texas Southern	80 45			133	N	Dayton	76 65		
								81	A	Washington St.	76 53			214	H	Eastern Wash.	84 44		
								124	A	Montana St.	70 55			5	A	Stanford	70 76		
								24	N	Purdue	63 50			143	H	UT Martin	78 55		
								82	N	Middle Tenn.	62 50			61	H	CSU Bakersfield	92 48		

Non-Div I Games:

Gonzaga

Grambling

Through Games Of Dec. 14, 2019

Average RPI Win:	0	WON-LOST	WINNING	LAST 10	STRENGTH OF	OPP. STRENGTH	TEAM	ADJ.	CONF.	ADJ CONF.
Average RPI Loss:	117	RECORD	PCT. RANK	GAMES	SCHEDULE	OF SCHEDULE	RPI	RPI	RPI	RPI
DIV. I ONLY	0- 6	336	0-6	20	291	254	254	28	28	
DIV. I NON-CONF.	0- 6	336	0-6	20	290	255	255	28	28	
TOTALS	RPI 1-25	RPI 26-50	W-L RECORDS	RPI 51-100	RPI 101-150	RPI 150+				
0- 6	0- 0	0- 3	OVERALL	0- 1	0- 0	0- 2				
0- 2	0- 0	0- 0	HOME	0- 1	0- 0	0- 1				
0- 4	0- 0	0- 3	AWAY	0- 0	0- 0	0- 1				
0- 0	0- 0	0- 0	NEUTRAL	0- 0	0- 0	0- 0				
0- 6	0- 0	0- 3	NON-CONFERENCE	0- 1	0- 0	0- 2				
0- 2	0- 0	0- 0	HOME	0- 1	0- 0	0- 1				
0- 4	0- 0	0- 3	AWAY	0- 0	0- 0	0- 1				
0- 0	0- 0	0- 0	NEUTRAL	0- 0	0- 0	0- 0				
0- 0	0- 0	0- 0	CONFERENCE	0- 0	0- 0	0- 0				
0- 0	0- 0	0- 0	HOME	0- 0	0- 0	0- 0				
0- 0	0- 0	0- 0	AWAY	0- 0	0- 0	0- 0				
0- 0	0- 0	0- 0	NEUTRAL	0- 0	0- 0	0- 0				

RPI 1-25				RPI 26-50				RPI 51-100				RPI 101+				Team's RPI: 254	
RPI	S	Opponent	Score	RPI	S	Opponent	Score	RPI	S	Opponent	Score	RPI	S	Opponent	Score		
				28	A	Georgia Tech	42 89	79	H	UT Arlington	54 88	173	H	Florida	65 72		
				29	A	Baylor	46 120					349	A	Northwestern St.	61 65		
				45	A	Kentucky	35 81										
LAST 10 Division I																	
				349	A	Northwestern St.	61 65	173	H	Florida	65 72						
				45	A	Kentucky	35 81										
				79	H	UT Arlington	54 88										
				28	A	Georgia Tech	42 89										
				29	A	Baylor	46 120										

Non-Div I Games: Centenary (LA) 106 42

Grambling

■ Loss,
 ■ Non-Conf,
 ■ S Site,
 ■ H Home
 ■ A Away
 N Neutral

Average RPI Win: 145		WON-LOST	WINNING	LAST 10	STRENGTH OF	OPP. STRENGTH	TEAM	ADJ.	CONF.	ADJ CONF.
Average RPI Loss: 185		RECORD	PCT. RANK	GAMES	SCHEDULE	OF SCHEDULE	RPI	RPI	RPI	RPI
DIV. I ONLY		1- 5	302	1-5	82	329	283	283	32	32
DIV. I NON-CONF.		1- 5	301	1-5	80	329	284	284	32	32
TOTALS	RPI 1-25		RPI 26-50		W-L RECORDS		RPI 51-100		RPI 101-150	RPI 150+
1- 5	0- 0		0- 0		OVERALL	0- 0		1- 1		0- 4
1- 2	0- 0		0- 0		HOME	0- 0		1- 1		0- 1
0- 3	0- 0		0- 0		AWAY	0- 0		0- 0		0- 3
0- 0	0- 0		0- 0		NEUTRAL	0- 0		0- 0		0- 0
1- 5	0- 0		0- 0		NON-CONFERENCE	0- 0		1- 1		0- 4
1- 2	0- 0		0- 0		HOME	0- 0		1- 1		0- 1
0- 3	0- 0		0- 0		AWAY	0- 0		0- 0		0- 3
0- 0	0- 0		0- 0		NEUTRAL	0- 0		0- 0		0- 0
0- 0	0- 0		0- 0		CONFERENCE	0- 0		0- 0		0- 0
0- 0	0- 0		0- 0		HOME	0- 0		0- 0		0- 0
0- 0	0- 0		0- 0		AWAY	0- 0		0- 0		0- 0
0- 0	0- 0		0- 0		NEUTRAL	0- 0		0- 0		0- 0

RPI 1-25				RPI 26-50				RPI 51-100				RPI 101+				Team's RPI: 283	
RPI	S	Opponent	Score	RPI	S	Opponent	Score	RPI	S	Opponent	Score	RPI	S	Opponent	Score		
												120	H	North Dakota	76	78	
												145	H	Southern Utah	69	65	
												168	A	Portland	41	73	
												183	A	Portland St.	46	69	
												223	H	Cal St. Fullerton	70	80	
												229	A	Montana	67	72	
LAST 10 Division I																	
				145	H	Southern Utah	69 65	168	A	Portland	41 73						
				120	H	North Dakota	76 78	183	A	Portland St.	46 69						
								223	H	Cal St. Fullerton	70 80						
								229	A	Montana	67 72						

Non-Div I Games: Benedictine Mesa 72 53

Grand Canyon

■ Loss, ■ Non-Conf, S Site, H Home A Away N Neutral

Average RPI Win:	159	WON-LOST	WINNING	LAST 10	STRENGTH OF	OPP. STRENGTH	TEAM	ADJ.	CONF.	ADJ CONF.
Average RPI Loss:	58	RECORD	PCT. RANK	GAMES	SCHEDULE	OF SCHEDULE	RPI	RPI	RPI	RPI
DIV. I ONLY	5- 5	163	5-5	64	16	84	84	16	16	
DIV. I NON-CONF.	5- 5	163	5-5	62	16	85	85	16	16	
TOTALS	RPI 1-25	RPI 26-50	W-L RECORDS	RPI 51-100	RPI 101-150	RPI 150+				
5- 5	0- 3	0- 0	OVERALL	1- 1	2- 0	2- 1				
1- 3	0- 2	0- 0	HOME	0- 1	0- 0	1- 0				
2- 1	0- 0	0- 0	AWAY	1- 0	0- 0	1- 1				
2- 1	0- 1	0- 0	NEUTRAL	0- 0	2- 0	0- 0				
5- 5	0- 3	0- 0	NON-CONFERENCE	1- 1	2- 0	2- 1				
1- 3	0- 2	0- 0	HOME	0- 1	0- 0	1- 0				
2- 1	0- 0	0- 0	AWAY	1- 0	0- 0	1- 1				
2- 1	0- 1	0- 0	NEUTRAL	0- 0	2- 0	0- 0				
0- 0	0- 0	0- 0	CONFERENCE	0- 0	0- 0	0- 0				
0- 0	0- 0	0- 0	HOME	0- 0	0- 0	0- 0				
0- 0	0- 0	0- 0	AWAY	0- 0	0- 0	0- 0				
0- 0	0- 0	0- 0	NEUTRAL	0- 0	0- 0	0- 0				

RPI S	Opponent	Score	RPI S	Opponent	Score	RPI S	Opponent	Score	RPI S	Opponent	Score
10 N	Mississippi St.	58 83				51 H	Marquette	47 60	109 N	Bowling Green	73 54
12 H	DePaul	65 76				68 A	Central Mich.	111 105	111 N	Syracuse	79 73
15 H	South Dakota	60 66							179 H	Missouri	72 64
									203 A	Maine	60 61
									328 A	Chicago St.	102 46
LAST 10 Division I											
203 A	Maine	60 61	10 N	Mississippi St.	58 83						
12 H	DePaul	65 76	109 N	Bowling Green	73 54						
111 N	Syracuse	79 73	328 A	Chicago St.	102 46						
15 H	South Dakota	60 66	51 H	Marquette	47 60						
68 A	Central Mich.	111 105	179 H	Missouri	72 64						

Non-Div I Games:

Green Bay

Average RPI Win:	205	WON-LOST	WINNING	LAST 10	STRENGTH OF	OPP. STRENGTH	TEAM	ADJ.	CONF.	ADJ CONF.
Average RPI Loss:	152	RECORD	PCT. RANK	GAMES	SCHEDULE	OF SCHEDULE	RPI	RPI	RPI	RPI
DIV. I ONLY	2- 4	234	2-4	197	233	239	239	30	30	
DIV. I NON-CONF.	2- 4	235	2-4	197	233	240	240	30	30	
TOTALS	RPI 1-25	RPI 26-50	W-L RECORDS	RPI 51-100	RPI 101-150	RPI 150+				
2- 4	0- 0	0- 0	OVERALL	0- 1	1- 1	1- 2				
0- 3	0- 0	0- 0	HOME	0- 1	0- 0	0- 2				
2- 1	0- 0	0- 0	AWAY	0- 0	1- 1	1- 0				
0- 0	0- 0	0- 0	NEUTRAL	0- 0	0- 0	0- 0				
2- 4	0- 0	0- 0	NON-CONFERENCE	0- 1	1- 1	1- 2				
0- 3	0- 0	0- 0	HOME	0- 1	0- 0	0- 2				
2- 1	0- 0	0- 0	AWAY	0- 0	1- 1	1- 0				
0- 0	0- 0	0- 0	NEUTRAL	0- 0	0- 0	0- 0				
0- 0	0- 0	0- 0	CONFERENCE	0- 0	0- 0	0- 0				
0- 0	0- 0	0- 0	HOME	0- 0	0- 0	0- 0				
0- 0	0- 0	0- 0	AWAY	0- 0	0- 0	0- 0				
0- 0	0- 0	0- 0	NEUTRAL	0- 0	0- 0	0- 0				

RPI 1-25			RPI 26-50			RPI 51-100			RPI 101+			Team's RPI: 239
RPI	S	Opponent	Score	RPI	S	Opponent	Score	RPI	S	Opponent	Score	
						92 H Fla. Atlantic	63 64	116 A Furman		65 70		
								121 A Alabama		64 61		
								176 H Liberty		59 83		
								224 H Norfolk St.		56 77		
								289 A Chattanooga		84 55		
LAST 10 Division I												
176 H		Liberty	59 83	92 H		Fla. Atlantic	63 64					
224 H		Norfolk St.	56 77	289 A		Chattanooga	84 55					
116 A		Furman	65 70	121 A		Alabama	64 61					

Non-Div I Games:

Hampton

Hartford

Through Games Of Dec. 14, 2019

Average RPI Win:	0	WON-LOST	WINNING	LAST 10	STRENGTH OF	OPP. STRENGTH	TEAM	ADJ.	CONF.	ADJ CONF.
Average RPI Loss:	152	RECORD	PCT. RANK	GAMES	SCHEDULE	OF SCHEDULE	RPI	RPI	RPI	RPI
DIV. I ONLY	0- 11	336	0-10	50	309	293	293	27	27	
DIV. I NON-CONF.	0- 11	336	0-10	49	310	294	294	27	27	
TOTALS	RPI 1-25	RPI 26-50	W-L RECORDS	RPI 51-100	RPI 101-150	RPI 150+				
0- 11	0- 1	0- 0	OVERALL	0- 3	0- 2	0- 5				
0- 4	0- 0	0- 0	HOME	0- 1	0- 1	0- 2				
0- 7	0- 1	0- 0	AWAY	0- 2	0- 1	0- 3				
0- 0	0- 0	0- 0	NEUTRAL	0- 0	0- 0	0- 0				
0- 11	0- 1	0- 0	NON-CONFERENCE	0- 3	0- 2	0- 5				
0- 4	0- 0	0- 0	HOME	0- 1	0- 1	0- 2				
0- 7	0- 1	0- 0	AWAY	0- 2	0- 1	0- 3				
0- 0	0- 0	0- 0	NEUTRAL	0- 0	0- 0	0- 0				
0- 0	0- 0	0- 0	CONFERENCE	0- 0	0- 0	0- 0				
0- 0	0- 0	0- 0	HOME	0- 0	0- 0	0- 0				
0- 0	0- 0	0- 0	AWAY	0- 0	0- 0	0- 0				
0- 0	0- 0	0- 0	NEUTRAL	0- 0	0- 0	0- 0				

RPI 1-25				RPI 26-50				RPI 51-100				RPI 101+ Team's RPI: 293			
RPI	S	Opponent	Score	RPI	S	Opponent	Score	RPI	S	Opponent	Score	RPI	S	Opponent	Score
9	A	Princeton	42 73					56	H	Providence	57 75	114	A	Harvard	44 53
								90	A	Michigan St.	34 79	137	H	Rhode Island	56 68
								100	A	Penn	46 74	161	A	Massachusetts	48 74
												164	A	William & Mary	44 61
												201	A	Northeastern	47 60
												301	H	NJIT	52 61
												335	H	Hofstra	41 43
LAST 10 Division I															
301	H	NJIT	52 61	201	A	Northeastern	47 60								
100	A	Penn	46 74	9	A	Princeton	42 73								
164	A	William & Mary	44 61	161	A	Massachusetts	48 74								
90	A	Michigan St.	34 79	56	H	Providence	57 75								
114	A	Harvard	44 53	137	H	Rhode Island	56 68								

Non-Div I Games:

Hartford

■ Loss,
 ■ Non-Conf,
 ■ S Site,
 ■ H Home
 ■ A Away
 N Neutral

HarvardHarvard

Harvard

Average RPI Win:	248	WON-LOST	WINNING	LAST 10	STRENGTH OF	OPP. STRENGTH	TEAM	ADJ.	CONF.	ADJ CONF.
Average RPI Loss:	105	RECORD	PCT. RANK	GAMES	SCHEDULE	OF SCHEDULE	RPI	RPI	RPI	RPI
DIV. I ONLY	5- 5	163	5-5	124	178	160	160	24	24	
DIV. I NON-CONF.	5- 5	163	5-5	123	176	159	159	24	24	
TOTALS	RPI 1-25	RPI 26-50	W-L RECORDS	RPI 51-100	RPI 101-150	RPI 150+				
5- 5	0- 2	0- 0	OVERALL	0- 1	1- 1	4- 1				
3- 3	0- 1	0- 0	HOME	0- 1	1- 1	2- 0				
2- 2	0- 1	0- 0	AWAY	0- 0	0- 0	2- 1				
0- 0	0- 0	0- 0	NEUTRAL	0- 0	0- 0	0- 0				
5- 5	0- 2	0- 0	NON-CONFERENCE	0- 1	1- 1	4- 1				
3- 3	0- 1	0- 0	HOME	0- 1	1- 1	2- 0				
2- 2	0- 1	0- 0	AWAY	0- 0	0- 0	2- 1				
0- 0	0- 0	0- 0	NEUTRAL	0- 0	0- 0	0- 0				
0- 0	0- 0	0- 0	CONFERENCE	0- 0	0- 0	0- 0				
0- 0	0- 0	0- 0	HOME	0- 0	0- 0	0- 0				
0- 0	0- 0	0- 0	AWAY	0- 0	0- 0	0- 0				
0- 0	0- 0	0- 0	NEUTRAL	0- 0	0- 0	0- 0				

RPI 1-25				RPI 26-50				RPI 51-100				RPI 101+ Team's RPI: 160			
RPI	S	Opponent	Score	RPI	S	Opponent	Score	RPI	S	Opponent	Score	RPI	S	Opponent	Score
3	A	Oregon St.	32 64					65	H	Texas Southern	57 74	134	H	North Texas	60 66
14	H	NC State	59 68									136	H	Texas	73 60
												151	A	Washington	62 50
												296	A	Pepperdine	52 51
												311	A	LMU (CA)	51 65
												314	H	San Diego St.	61 58
												344	H	UTSA	62 50
LAST 10 Division I															
136	H	Texas	73 60	151	A	Washington	62 50								
14	H	NC State	59 68	3	A	Oregon St.	32 64								
134	H	North Texas	60 66	296	A	Pepperdine	52 51								
65	H	Texas Southern	57 74	311	A	LMU (CA)	51 65								
344	H	UTSA	62 50	314	H	San Diego St.	61 58								

Non-Div I Games:

Hawaii

Average RPI Win:	291	WON-LOST	WINNING	LAST 10	STRENGTH OF	OPP. STRENGTH	TEAM	ADJ.	CONF.	ADJ CONF.
Average RPI Loss:	185	RECORD	PCT. RANK	GAMES	SCHEDULE	OF SCHEDULE	RPI	RPI	RPI	RPI
DIV. I ONLY	2- 5	254	2-5	292	246	302	302	30	30	
DIV. I NON-CONF.	2- 5	253	2-5	292	248	302	302	30	30	
TOTALS	RPI 1-25	RPI 26-50	W-L RECORDS	RPI 51-100	RPI 101-150	RPI 150+				
2- 5	0- 1	0- 0	OVERALL	0- 0	0- 1	2- 3				
1- 2	0- 0	0- 0	HOME	0- 0	0- 1	1- 1				
1- 3	0- 1	0- 0	AWAY	0- 0	0- 0	1- 2				
0- 0	0- 0	0- 0	NEUTRAL	0- 0	0- 0	0- 0				
2- 5	0- 1	0- 0	NON-CONFERENCE	0- 0	0- 1	2- 3				
1- 2	0- 0	0- 0	HOME	0- 0	0- 1	1- 1				
1- 3	0- 1	0- 0	AWAY	0- 0	0- 0	1- 2				
0- 0	0- 0	0- 0	NEUTRAL	0- 0	0- 0	0- 0				
0- 0	0- 0	0- 0	CONFERENCE	0- 0	0- 0	0- 0				
0- 0	0- 0	0- 0	HOME	0- 0	0- 0	0- 0				
0- 0	0- 0	0- 0	AWAY	0- 0	0- 0	0- 0				
0- 0	0- 0	0- 0	NEUTRAL	0- 0	0- 0	0- 0				

RPI	S	Opponent	Score	RPI	S	Opponent	Score	RPI	S	Opponent	Score	RPI	S	Opponent	Score	Team's RPI: 302
23	A	Duke	57	93								107	H	Davidson	63	73
												224	A	Norfolk St.	58	72
												264	H	ETSU	80	62
												268	A	American	48	56
												304	H	Col. of Charleston	70	79
												317	A	N.C. Central	78	58
LAST 10 Division I																
224	A	Norfolk St.	58	72	107	H	Davidson	63	73							
268	A	American	48	56	317	A	N.C. Central	78	58							
264	H	ETSU	80	62												
304	H	Col. of Charleston	70	79												
23	A	Duke	57	93												

Non-Div I Games:

High Point

RPI 1-25				RPI 26-50				RPI 51-100				RPI 101+				Team's RPI: 335	
RPI	S	Opponent	Score	RPI	S	Opponent	Score	RPI	S	Opponent	Score	RPI	S	Opponent	Score		
												112	H	Stony Brook	38	81	
												146	H	Cleveland St.	51	61	
												215	A	Fairfield	64	73	
												243	H	Howard	64	73	
												256	H	Morgan St.	51	39	
												291	A	Sacred Heart	44	71	
												293	A	Hartford	43	41	
												337	A	LIU Brooklyn	46	85	
LAST 10 Division I																	
				112	H	Stony Brook	38	81	215	A	Fairfield	64	73				
				291	A	Sacred Heart	44	71	256	H	Morgan St.	51	39				
				293	A	Hartford	43	41	337	A	LIU Brooklyn	46	85				
									243	H	Howard	64	73				
									146	H	Cleveland St.	51	61				

Hofstra

Holy Cross

Through Games Of Dec. 14, 2019

Average RPI Win:	227	WON-LOST	WINNING	LAST 10	STRENGTH OF	OPP. STRENGTH	TEAM	ADJ.	CONF.	ADJ CONF.
Average RPI Loss:	143	RECORD	PCT. RANK	GAMES	SCHEDULE	OF SCHEDULE	RPI	RPI	RPI	RPI
DIV. I ONLY	5- 3	106	5-3	184	242	102	102	14	14	
DIV. I NON-CONF.	5- 3	105	5-3	183	242	102	102	14	14	
TOTALS	RPI 1-25	RPI 26-50	W-L RECORDS	RPI 51-100	RPI 101-150	RPI 150+				
5- 3	0- 0	0- 0	OVERALL	1- 0	1- 2	3- 1				
3- 0	0- 0	0- 0	HOME	1- 0	1- 0	1- 0				
2- 3	0- 0	0- 0	AWAY	0- 0	0- 2	2- 1				
0- 0	0- 0	0- 0	NEUTRAL	0- 0	0- 0	0- 0				
5- 3	0- 0	0- 0	NON-CONFERENCE	1- 0	1- 2	3- 1				
3- 0	0- 0	0- 0	HOME	1- 0	1- 0	1- 0				
2- 3	0- 0	0- 0	AWAY	0- 0	0- 2	2- 1				
0- 0	0- 0	0- 0	NEUTRAL	0- 0	0- 0	0- 0				
0- 0	0- 0	0- 0	CONFERENCE	0- 0	0- 0	0- 0				
0- 0	0- 0	0- 0	HOME	0- 0	0- 0	0- 0				
0- 0	0- 0	0- 0	AWAY	0- 0	0- 0	0- 0				
0- 0	0- 0	0- 0	NEUTRAL	0- 0	0- 0	0- 0				

RPI S	Opponent	Score	RPI S	Opponent	Score	RPI S	Opponent	Score	RPI S	Opponent	Score	Team's RPI: 102
						86	H Boston College	80 71	125	H Merrimack	68 42	
									132	A Illinois	75 78	
									137	A Rhode Island	58 73	
									161	A Massachusetts	72 75	
									291	A Sacred Heart	65 52	
									307	H Bryant	87 75	
									325	A Brown	83 71	
LAST 10 Division I												
291	A Sacred Heart	65 52	137	A Rhode Island	58 73							
161	A Massachusetts	72 75	325	A Brown	83 71							
132	A Illinois	75 78	125	H Merrimack	68 42							
			307	H Bryant	87 75							
			86	H Boston College	80 71							

Non-Div I Games:

Holy Cross

Loss, Non-Conf, S Site, H Home A Away N Neutral

Average RPI Win:	203	WON-LOST	WINNING	LAST 10	STRENGTH OF	OPP. STRENGTH	TEAM	ADJ.	CONF.	ADJ CONF.
Average RPI Loss:	77	RECORD	PCT. RANK	GAMES	SCHEDULE	OF SCHEDULE	RPI	RPI	RPI	RPI
DIV. I ONLY	5- 5	163	5-5	60	135	122	122	9	9	
DIV. I NON-CONF.	5- 5	163	5-5	58	135	122	122	9	9	
TOTALS	RPI 1-25	RPI 26-50	W-L RECORDS	RPI 51-100	RPI 101-150	RPI 150+				
5- 5	0- 1	0- 1	OVERALL	1- 1	0- 2	4- 0				
4- 1	0- 1	0- 0	HOME	1- 0	0- 0	3- 0				
0- 2	0- 0	0- 1	AWAY	0- 1	0- 0	0- 0				
1- 2	0- 0	0- 0	NEUTRAL	0- 0	0- 2	1- 0				
5- 5	0- 1	0- 1	NON-CONFERENCE	1- 1	0- 2	4- 0				
4- 1	0- 1	0- 0	HOME	1- 0	0- 0	3- 0				
0- 2	0- 0	0- 1	AWAY	0- 1	0- 0	0- 0				
1- 2	0- 0	0- 0	NEUTRAL	0- 0	0- 2	1- 0				
0- 0	0- 0	0- 0	CONFERENCE	0- 0	0- 0	0- 0				
0- 0	0- 0	0- 0	HOME	0- 0	0- 0	0- 0				
0- 0	0- 0	0- 0	AWAY	0- 0	0- 0	0- 0				
0- 0	0- 0	0- 0	NEUTRAL	0- 0	0- 0	0- 0				

RPI 1-25				RPI 26-50				RPI 51-100				RPI 101+ Team's RPI: 122			
RPI	S	Opponent	Score	RPI	S	Opponent	Score	RPI	S	Opponent	Score	RPI	S	Opponent	Score
18	H	FGCU	45 57	28	A	Georgia Tech	38 69	55	H	Oklahoma	85 69	111	N	Syracuse	62 87
								98	A	New Mexico	71 81	128	N	San Francisco	57 80
												218	H	Louisiana Tech	67 53
												234	N	California Baptist	96 75
												251	H	Houston Baptist	82 60
												255	H	Southeastern La.	78 65
LAST 10 Division I															
218	H	Louisiana Tech	67 53	111	N	Syracuse	62 87								
18	H	FGCU	45 57	55	H	Oklahoma	85 69								
128	N	San Francisco	57 80	251	H	Houston Baptist	82 60								
234	N	California Baptist	96 75	98	A	New Mexico	71 81								
28	A	Georgia Tech	38 69	255	H	Southeastern La.	78 65								

Non-Div I Games:

Houston

Houston Baptist

Through Games Of Dec. 14, 2019

Average RPI Win:	280	WON-LOST	WINNING	LAST 10	STRENGTH OF	OPP. STRENGTH	TEAM	ADJ.	CONF.	ADJ CONF.
Average RPI Loss:	142	RECORD	PCT. RANK	GAMES	SCHEDULE	OF SCHEDULE	RPI	RPI	RPI	RPI
DIV. I ONLY	2- 4	234	2-4	290	209	251	251	26	26	
DIV. I NON-CONF.	2- 4	235	2-4	291	208	251	251	26	26	
TOTALS	RPI 1-25	RPI 26-50	W-L RECORDS	RPI 51-100	RPI 101-150	RPI 150+				
2- 4	0- 0	0- 1	OVERALL	0- 0	0- 2	2- 1				
0- 1	0- 0	0- 0	HOME	0- 0	0- 0	0- 1				
2- 3	0- 0	0- 1	AWAY	0- 0	0- 2	2- 0				
0- 0	0- 0	0- 0	NEUTRAL	0- 0	0- 0	0- 0				
2- 4	0- 0	0- 1	NON-CONFERENCE	0- 0	0- 2	2- 1				
0- 1	0- 0	0- 0	HOME	0- 0	0- 0	0- 1				
2- 3	0- 0	0- 1	AWAY	0- 0	0- 2	2- 0				
0- 0	0- 0	0- 0	NEUTRAL	0- 0	0- 0	0- 0				
0- 0	0- 0	0- 0	CONFERENCE	0- 0	0- 0	0- 0				
0- 0	0- 0	0- 0	HOME	0- 0	0- 0	0- 0				
0- 0	0- 0	0- 0	AWAY	0- 0	0- 0	0- 0				
0- 0	0- 0	0- 0	NEUTRAL	0- 0	0- 0	0- 0				

RPI 1-25			RPI 26-50			RPI 51-100			RPI 101+			Team's RPI: 251
RPI	S	Opponent	Score	RPI	S	Opponent	Score	RPI	S	Opponent	Score	
				29	A	Baylor	42 112					
								122	A	Houston	60 82	
								127	A	Wichita St.	42 59	
								208	A	Oral Roberts	74 73	
								290	H	Northern Ariz.	62 79	
								351	A	La.-Monroe	72 65	
LAST 10 Division I												
351	A	La.-Monroe	72 65	122	A	Houston	60 82					
290	H	Northern Ariz.	62 79	29	A	Baylor	42 112					
127	A	Wichita St.	42 59									
208	A	Oral Roberts	74 73									

Non-Div I Games: LSU-Shreveport 67 44 Paul Quinn 63 34

Houston Baptist

■ Loss,
 ■ Non-Conf,
 ■ S Site,
 ■ Home
 ■ A Away
 N Neutral

Howard

H
o
w
a
r
d

Howard

Average RPI Loss: 95

WON-LOST RECORD	WINNING PCT. RANK	LAST 10 GAMES	STRENGTH OF SCHEDULE	OPP. STRENGTH OF SCHEDULE	TEAM RPI	ADJ. RPI	CONF. RPI	ADJ CONF. RPI
4- 4	163	4-4	59	88	76	76	16	16
4- 4	163	4-4	57	88	76	76	16	16

TOTALS	RPI 1-25	RPI 26-50	W-L RECORDS	RPI 51-100	RPI 101-150	RPI 150+
4- 4	0- 0	0- 0	OVERALL	1- 2	2- 2	1- 0
2- 0	0- 0	0- 0	HOME	0- 0	2- 0	0- 0
0- 4	0- 0	0- 0	AWAY	0- 2	0- 2	0- 0
2- 0	0- 0	0- 0	NEUTRAL	1- 0	0- 0	1- 0
4- 4	0- 0	0- 0	NON-CONFERENCE	1- 2	2- 2	1- 0
2- 0	0- 0	0- 0	HOME	0- 0	2- 0	0- 0
0- 4	0- 0	0- 0	AWAY	0- 2	0- 2	0- 0
2- 0	0- 0	0- 0	NEUTRAL	1- 0	0- 0	1- 0
0- 0	0- 0	0- 0	CONFERENCE	0- 0	0- 0	0- 0
0- 0	0- 0	0- 0	HOME	0- 0	0- 0	0- 0
0- 0	0- 0	0- 0	AWAY	0- 0	0- 0	0- 0
0- 0	0- 0	0- 0	NEUTRAL	0- 0	0- 0	0- 0

[illegible]

Non-Div I Games:	Ind.-Northwest	103	45
------------------	----------------	-----	----

IUPUI

■ Loss, ■ Non-Conf, S Site, H Home A Away N Neutral

Average RPI Win: 241		WON-LOST	WINNING	LAST 10	STRENGTH OF	OPP. STRENGTH	TEAM	ADJ.	CONF.	ADJ CONF.
Average RPI Loss: 78		RECORD	PCT. RANK	GAMES	SCHEDULE	OF SCHEDULE	RPI	RPI	RPI	RPI
DIV. I ONLY		4- 3	139	4-3	153	185	104	104	18	18
DIV. I NON-CONF.		4- 3	138	4-3	154	183	104	104	18	18
TOTALS		RPI 1-25	RPI 26-50	W-L RECORDS		RPI 51-100	RPI 101-150	RPI 150+		
4- 3	0- 0		0- 2	OVERALL		0- 0	1- 0	3- 1		
1- 0	0- 0		0- 0	HOME		0- 0	0- 0	1- 0		
3- 1	0- 0		0- 1	AWAY		0- 0	1- 0	2- 0		
0- 2	0- 0		0- 1	NEUTRAL		0- 0	0- 0	0- 1		
4- 3	0- 0		0- 2	NON-CONFERENCE		0- 0	1- 0	3- 1		
1- 0	0- 0		0- 0	HOME		0- 0	0- 0	1- 0		
3- 1	0- 0		0- 1	AWAY		0- 0	1- 0	2- 0		
0- 2	0- 0		0- 1	NEUTRAL		0- 0	0- 0	0- 1		
0- 0	0- 0		0- 0	CONFERENCE		0- 0	0- 0	0- 0		
0- 0	0- 0		0- 0	HOME		0- 0	0- 0	0- 0		
0- 0	0- 0		0- 0	AWAY		0- 0	0- 0	0- 0		
0- 0	0- 0		0- 0	NEUTRAL		0- 0	0- 0	0- 0		

RPI 1-25				RPI 26-50				RPI 51-100				RPI 101+				Team's RPI: 104	
RPI	S	Opponent	Score	RPI	S	Opponent	Score	RPI	S	Opponent	Score	RPI	S	Opponent	Score		
				32	A	Oklahoma St.	47 62					128	A	San Francisco	66 60		
				47	N	Old Dominion	55 67					156	N	Lamar University	44 47		
												205	A	San Diego	65 32		
												286	H	Colorado St.	61 54		
												343	A	Seattle U	90 84		
EAST 10 Division I																	
				286	H	Colorado St.	61 54	205	A	San Diego	65 32						
				32	A	Oklahoma St.	47 62	47	N	Old Dominion	55 67						
								156	N	Lamar University	44 47						
								343	A	Seattle U	90 84						
								128	A	San Francisco	66 60						

Non-Div I Games:

Idaho

■ Loss, ■ Non-Conf, S Site, H Home A Away N Neutral

Average RPI Win:	342	WON-LOST	WINNING	LAST 10	STRENGTH OF	OPP. STRENGTH	TEAM	ADJ.	CONF.	ADJ CONF.
Average RPI Loss:	39	RECORD	PCT. RANK	GAMES	SCHEDULE	OF SCHEDULE	RPI	RPI	RPI	RPI
DIV. I ONLY	2- 3	211	2-3	207	164	174	174	18	18	
DIV. I NON-CONF.	2- 3	212	2-3	207	162	172	172	18	18	
TOTALS	RPI 1-25	RPI 26-50	W-L RECORDS	RPI 51-100	RPI 101-150	RPI 150+				
2- 3	0- 1	0- 1	OVERALL	0- 1	0- 0	2- 0				
1- 0	0- 0	0- 0	HOME	0- 0	0- 0	1- 0				
1- 3	0- 1	0- 1	AWAY	0- 1	0- 0	1- 0				
0- 0	0- 0	0- 0	NEUTRAL	0- 0	0- 0	0- 0				
2- 3	0- 1	0- 1	NON-CONFERENCE	0- 1	0- 0	2- 0				
1- 0	0- 0	0- 0	HOME	0- 0	0- 0	1- 0				
1- 3	0- 1	0- 1	AWAY	0- 1	0- 0	1- 0				
0- 0	0- 0	0- 0	NEUTRAL	0- 0	0- 0	0- 0				
0- 0	0- 0	0- 0	CONFERENCE	0- 0	0- 0	0- 0				
0- 0	0- 0	0- 0	HOME	0- 0	0- 0	0- 0				
0- 0	0- 0	0- 0	AWAY	0- 0	0- 0	0- 0				
0- 0	0- 0	0- 0	NEUTRAL	0- 0	0- 0	0- 0				

RPI 1-25				RPI 26-50				RPI 51-100				RPI 101+ Team's RPI: 174			
RPI	S	Opponent	Score	RPI	S	Opponent	Score	RPI	S	Opponent	Score	RPI	S	Opponent	Score
23	A	Duke	66 85	32	A	Oklahoma St.	52 70	63	A	Arizona St.	69 74	341	A	Utah Valley	88 61
												343	H	Seattle U	73 48
LAST 10 Division I															
63	A	Arizona St.	69 74	32	A	Oklahoma St.	52 70	341	A	Utah Valley	88 61	343	H	Seattle U	73 48
23	A	Duke	66 85												

Non-Div I Games: Arizona Christian 93 36 Montana Tech 83 57

Idaho St.

Illinois

Through Games Of Dec. 14, 2019

Average RPI Win:	223	WON-LOST	WINNING	LAST 10	STRENGTH OF	OPP. STRENGTH	TEAM	ADJ.	CONF.	ADJ CONF.
Average RPI Loss:	46	RECORD	PCT. RANK	GAMES	SCHEDULE	OF SCHEDULE	RPI	RPI	RPI	RPI
DIV. I ONLY	7- 2	53	7-2	221	155	132	132	1	1	
DIV. I NON-CONF.	7- 2	53	7-2	221	153	132	132	1	1	
TOTALS	RPI 1-25	RPI 26-50	W-L RECORDS	RPI 51-100	RPI 101-150	RPI 150+				
7- 2	0- 0	0- 1	OVERALL	0- 1	3- 0	4- 0				
7- 1	0- 0	0- 1	HOME	0- 0	3- 0	4- 0				
0- 1	0- 0	0- 0	AWAY	0- 1	0- 0	0- 0				
0- 0	0- 0	0- 0	NEUTRAL	0- 0	0- 0	0- 0				
7- 2	0- 0	0- 1	NON-CONFERENCE	0- 1	3- 0	4- 0				
7- 1	0- 0	0- 1	HOME	0- 0	3- 0	4- 0				
0- 1	0- 0	0- 0	AWAY	0- 1	0- 0	0- 0				
0- 0	0- 0	0- 0	NEUTRAL	0- 0	0- 0	0- 0				
0- 0	0- 0	0- 0	CONFERENCE	0- 0	0- 0	0- 0				
0- 0	0- 0	0- 0	HOME	0- 0	0- 0	0- 0				
0- 0	0- 0	0- 0	AWAY	0- 0	0- 0	0- 0				
0- 0	0- 0	0- 0	NEUTRAL	0- 0	0- 0	0- 0				

RPI S	Opponent	Score	RPI S	Opponent	Score	RPI S	Opponent	Score	RPI S	Opponent	Score	Team's RPI: 132
26	H Illinois St.	58 74	65	A North Carolina	60 85	102	H Holy Cross	78 75	123	H Austin Peay	76 62	
						125	H Merrimack	75 72	273	H Presbyterian	71 52	
						305	H Ark.-Pine Bluff	65 50	307	H Bryant	69 55	
						328	H Chicago St.	96 66				
LAST 10 Division I												
307	H Bryant	69 55	125	H Merrimack	75 72							
305	H Ark.-Pine Bluff	65 50	65	A North Carolina	60 85							
26	H Illinois St.	58 74	273	H Presbyterian	71 52							
123	H Austin Peay	76 62	328	H Chicago St.	96 66							
102	H Holy Cross	78 75										

Non-Div I Games:

Illinois

Average RPI Win:	152	WON-LOST	WINNING	LAST 10	STRENGTH OF	OPP. STRENGTH	TEAM	ADJ.	CONF.	ADJ CONF.
Average RPI Loss:	42	RECORD	PCT. RANK	GAMES	SCHEDULE	OF SCHEDULE	RPI	RPI	RPI	RPI
DIV. I ONLY	5- 2	72	5-2	47	133	26	26	5	5	
DIV. I NON-CONF.	5- 2	73	5-2	46	133	26	26	5	5	
TOTALS	RPI 1-25	RPI 26-50	W-L RECORDS	RPI 51-100	RPI 101-150	RPI 150+				
5- 2	0- 0	0- 1	OVERALL	0- 1	3- 0	2- 0				
3- 0	0- 0	0- 0	HOME	0- 0	1- 0	2- 0				
2- 2	0- 0	0- 1	AWAY	0- 1	2- 0	0- 0				
0- 0	0- 0	0- 0	NEUTRAL	0- 0	0- 0	0- 0				
5- 2	0- 0	0- 1	NON-CONFERENCE	0- 1	3- 0	2- 0				
3- 0	0- 0	0- 0	HOME	0- 0	1- 0	2- 0				
2- 2	0- 0	0- 1	AWAY	0- 1	2- 0	0- 0				
0- 0	0- 0	0- 0	NEUTRAL	0- 0	0- 0	0- 0				
0- 0	0- 0	0- 0	CONFERENCE	0- 0	0- 0	0- 0				
0- 0	0- 0	0- 0	HOME	0- 0	0- 0	0- 0				
0- 0	0- 0	0- 0	AWAY	0- 0	0- 0	0- 0				
0- 0	0- 0	0- 0	NEUTRAL	0- 0	0- 0	0- 0				

RPI S	Opponent	Score	RPI S	Opponent	Score	RPI S	Opponent	Score	RPI S	Opponent	Score
			33 A	Saint Louis	56 61	51 A	Marquette	41 58	120 A	North Dakota	66 58
									132 A	Illinois	74 58
									143 H	UT Martin	70 47
									157 H	Northern Ill.	69 66
									206 H	Western Ill.	78 65
LAST 10 Division I											
157 H	Northern Ill.	69 66	33 A	Saint Louis	56 61	206 H	Western Ill.	78 65			
132 A	Illinois	74 58				143 H	UT Martin	70 47			
51 A	Marquette	41 58				120 A	North Dakota	66 58			

Non-Div I Games: Truman 87 60

Illinois St.

Average RPI Win:	0	WON-LOST	WINNING	LAST 10	STRENGTH OF	OPP. STRENGTH	TEAM	ADJ.	CONF.	ADJ CONF.
Average RPI Loss:	239	RECORD	PCT. RANK	GAMES	SCHEDULE	OF SCHEDULE	RPI	RPI	RPI	RPI
DIV. I ONLY	0- 4	336	0-4	307	334	345	345	26	26	
DIV. I NON-CONF.	0- 4	336	0-4	307	334	345	345	26	26	
TOTALS	RPI 1-25	RPI 26-50	W-L RECORDS	RPI 51-100	RPI 101-150	RPI 150+				
0- 4	0- 0	0- 0	OVERALL	0- 0	0- 1	0- 3				
0- 0	0- 0	0- 0	HOME	0- 0	0- 0	0- 0				
0- 4	0- 0	0- 0	AWAY	0- 0	0- 1	0- 3				
0- 0	0- 0	0- 0	NEUTRAL	0- 0	0- 0	0- 0				
0- 4	0- 0	0- 0	NON-CONFERENCE	0- 0	0- 1	0- 3				
0- 0	0- 0	0- 0	HOME	0- 0	0- 0	0- 0				
0- 4	0- 0	0- 0	AWAY	0- 0	0- 1	0- 3				
0- 0	0- 0	0- 0	NEUTRAL	0- 0	0- 0	0- 0				
0- 0	0- 0	0- 0	CONFERENCE	0- 0	0- 0	0- 0				
0- 0	0- 0	0- 0	HOME	0- 0	0- 0	0- 0				
0- 0	0- 0	0- 0	AWAY	0- 0	0- 0	0- 0				
0- 0	0- 0	0- 0	NEUTRAL	0- 0	0- 0	0- 0				

RPI	S	Opponent	Score	RPI	S	Opponent	Score	RPI	S	Opponent	Score	RPI	S	Opponent	Score	Team's RPI: 345
												105	A	Ohio	41	78
												220	A	Kansas St.	41	85
												286	A	Colorado St.	47	75
												344	A	UTSA	56	63
LAST 10 Division I																
												220	A	Kansas St.	41	85
												286	A	Colorado St.	47	75
												105	A	Ohio	41	78
												344	A	UTSA	56	63

Non-Div I Games: Schreiner 70 35 Tex. A&M Int'l 55 38 UNKNOWN 74 52

Indiana

Through Games Of Dec. 14, 2019

Average RPI Win:	145	WON-LOST	WINNING	LAST 10	STRENGTH OF	OPP. STRENGTH	TEAM	ADJ.	CONF.	ADJ CONF.
Average RPI Loss:	29	RECORD	PCT. RANK	GAMES	SCHEDULE	OF SCHEDULE	RPI	RPI	RPI	RPI
DIV. I ONLY	9- 1	15	9-1	55	61	13	13	1	1	
DIV. I NON-CONF.	9- 1	15	9-1	53	61	13	13	1	1	
TOTALS	RPI 1-25	RPI 26-50	W-L RECORDS	RPI 51-100	RPI 101-150	RPI 150+				
9- 1	1- 0	0- 1	OVERALL	4- 0	0- 0	4- 0				
4- 0	0- 0	0- 0	HOME	1- 0	0- 0	3- 0				
3- 0	0- 0	0- 0	AWAY	2- 0	0- 0	1- 0				
2- 1	1- 0	0- 1	NEUTRAL	1- 0	0- 0	0- 0				
9- 1	1- 0	0- 1	NON-CONFERENCE	4- 0	0- 0	4- 0				
4- 0	0- 0	0- 0	HOME	1- 0	0- 0	3- 0				
3- 0	0- 0	0- 0	AWAY	2- 0	0- 0	1- 0				
2- 1	1- 0	0- 1	NEUTRAL	1- 0	0- 0	0- 0				
0- 0	0- 0	0- 0	CONFERENCE	0- 0	0- 0	0- 0				
0- 0	0- 0	0- 0	HOME	0- 0	0- 0	0- 0				
0- 0	0- 0	0- 0	AWAY	0- 0	0- 0	0- 0				
0- 0	0- 0	0- 0	NEUTRAL	0- 0	0- 0	0- 0				

RPI S	Opponent	Score	RPI S	Opponent	Score	RPI S	Opponent	Score	RPI S	Opponent	Score
16 N	South Carolina	71 57	29 N	Baylor	62 77	52 A	Miami (FL)	58 45	173 A	Florida	73 49
						78 A	Butler	64 53	257 H	Mt. St. Mary's	75 52
						81 N	Washington St.	78 44	270 H	Jackson St.	91 51
						94 H	North Florida	72 45	285 H	Nicholls St.	111 47
LAST 10 Division I											
81 N	Washington St.	78 44	78 A	Butler	64 53						
29 N	Baylor	62 77	94 H	North Florida	72 45						
16 N	South Carolina	71 57	52 A	Miami (FL)	58 45						
173 A	Florida	73 49	285 H	Nicholls St.	111 47						
270 H	Jackson St.	91 51	257 H	Mt. St. Mary's	75 52						

Non-Div I Games:

Indiana

■ Loss,
■ Non-Conf,
■ S Site,
■ H Home
■ A Away
N Neutral

Average RPI Win:	279	WON-LOST	WINNING	LAST 10	STRENGTH OF	OPP. STRENGTH	TEAM	ADJ.	CONF.	ADJ CONF.
Average RPI Loss:	143	RECORD	PCT. RANK	GAMES	SCHEDULE	OF SCHEDULE	RPI	RPI	RPI	RPI
DIV. I ONLY	2- 7	290	2-7	109	311	222	222	5	5	
DIV. I NON-CONF.	2- 7	291	2-7	109	312	223	223	5	5	
TOTALS	RPI 1-25	RPI 26-50	W-L RECORDS	RPI 51-100	RPI 101-150	RPI 150+				
2- 7	0- 0	0- 3	OVERALL	0- 0	0- 1	2- 3				
0- 1	0- 0	0- 0	HOME	0- 0	0- 0	0- 1				
2- 5	0- 0	0- 3	AWAY	0- 0	0- 1	2- 1				
0- 1	0- 0	0- 0	NEUTRAL	0- 0	0- 0	0- 1				
2- 7	0- 0	0- 3	NON-CONFERENCE	0- 0	0- 1	2- 3				
0- 1	0- 0	0- 0	HOME	0- 0	0- 0	0- 1				
2- 5	0- 0	0- 3	AWAY	0- 0	0- 1	2- 1				
0- 1	0- 0	0- 0	NEUTRAL	0- 0	0- 0	0- 1				
0- 0	0- 0	0- 0	CONFERENCE	0- 0	0- 0	0- 0				
0- 0	0- 0	0- 0	HOME	0- 0	0- 0	0- 0				
0- 0	0- 0	0- 0	AWAY	0- 0	0- 0	0- 0				
0- 0	0- 0	0- 0	NEUTRAL	0- 0	0- 0	0- 0				

RPI S	Opponent	Score	RPI S	Opponent	Score	RPI S	Opponent	Score	RPI S	Opponent	Score	Team's RPI: 222
			34 A	Kansas	72 84				118 A	Murray St.	62 70	
			43 A	Pacific	66 83				206 A	Western Ill.	72 83	
			48 A	Colorado	46 59				231 N	CSUN	59 67	
									236 A	Eastern Ill.	59 57	
									319 H	Marshall	60 72	
									321 A	UIC	61 40	
LAST 10 Division I												
			43 A	Pacific	66 83				118 A	Murray St.	62 70	
			48 A	Colorado	46 59				319 H	Marshall	60 72	
			321 A	UIC	61 40				231 N	CSUN	59 67	
			206 A	Western Ill.	72 83				34 A	Kansas	72 84	
			236 A	Eastern Ill.	59 57							

Non-Div I Games:

Indiana St.

Average RPI Win:	332	WON-LOST	WINNING	LAST 10	STRENGTH OF	OPP. STRENGTH	TEAM	ADJ.	CONF.	ADJ CONF.
Average RPI Loss:	125	RECORD	PCT. RANK	GAMES	SCHEDULE	OF SCHEDULE	RPI	RPI	RPI	RPI
DIV. I ONLY	1- 7	316	1-7	56	280	235	235	21	21	
DIV. I NON-CONF.	1- 7	315	1-7	54	280	236	236	20	20	
TOTALS	RPI 1-25	RPI 26-50	W-L RECORDS	RPI 51-100	RPI 101-150	RPI 150+				
1- 7	0- 0	0- 0	OVERALL	0- 3	0- 2	1- 2				
0- 2	0- 0	0- 0	HOME	0- 1	0- 1	0- 0				
1- 3	0- 0	0- 0	AWAY	0- 2	0- 1	1- 0				
0- 2	0- 0	0- 0	NEUTRAL	0- 0	0- 0	0- 2				
1- 7	0- 0	0- 0	NON-CONFERENCE	0- 3	0- 2	1- 2				
0- 2	0- 0	0- 0	HOME	0- 1	0- 1	0- 0				
1- 3	0- 0	0- 0	AWAY	0- 2	0- 1	1- 0				
0- 2	0- 0	0- 0	NEUTRAL	0- 0	0- 0	0- 2				
0- 0	0- 0	0- 0	CONFERENCE	0- 0	0- 0	0- 0				
0- 0	0- 0	0- 0	HOME	0- 0	0- 0	0- 0				
0- 0	0- 0	0- 0	AWAY	0- 0	0- 0	0- 0				
0- 0	0- 0	0- 0	NEUTRAL	0- 0	0- 0	0- 0				

RPI 1-25			RPI 26-50			RPI 51-100			RPI 101+			Team's RPI: 235
RPI	S	Opponent	Score	RPI	S	Opponent	Score	RPI	S	Opponent	Score	
						68 A Central Mich.	50 70	101 H Duquesne		74 76		
						77 H Seton Hall	37 89	112 A Stony Brook		40 59		
						100 A Penn	42 74	151 N Washington		34 65		
								269 N Towson		58 75		
								332 A Winthrop		68 61		
LAST 10 Division I												
112 A Stony Brook		40 59	77 H Seton Hall		37 89							
100 A Penn		42 74	68 A Central Mich.		50 70							
101 H Duquesne		74 76	269 N Towson		58 75							
332 A Winthrop		68 61	151 N Washington		34 65							

Non-Div I Games:

Iona

Average RPI Win:	174	WON-LOST	WINNING	LAST 10	STRENGTH OF	OPP. STRENGTH	TEAM	ADJ.	CONF.	ADJ CONF.
Average RPI Loss:	105	RECORD	PCT. RANK	GAMES	SCHEDULE	OF SCHEDULE	RPI	RPI	RPI	RPI
DIV. I ONLY	8- 2	45	8-2	35	210	25	25	1	1	
DIV. I NON-CONF.	8- 2	45	8-2	36	209	25	25	1	1	
TOTALS	RPI 1-25	RPI 26-50	W-L RECORDS	RPI 51-100	RPI 101-150	RPI 150+				
8- 2	1- 0	0- 0	OVERALL	1- 1	2- 0	4- 1				
5- 0	1- 0	0- 0	HOME	1- 0	0- 0	3- 0				
1- 1	0- 0	0- 0	AWAY	0- 1	1- 0	0- 0				
2- 1	0- 0	0- 0	NEUTRAL	0- 0	1- 0	1- 1				
8- 2	1- 0	0- 0	NON-CONFERENCE	1- 1	2- 0	4- 1				
5- 0	1- 0	0- 0	HOME	1- 0	0- 0	3- 0				
1- 1	0- 0	0- 0	AWAY	0- 1	1- 0	0- 0				
2- 1	0- 0	0- 0	NEUTRAL	0- 0	1- 0	1- 1				
0- 0	0- 0	0- 0	CONFERENCE	0- 0	0- 0	0- 0				
0- 0	0- 0	0- 0	HOME	0- 0	0- 0	0- 0				
0- 0	0- 0	0- 0	AWAY	0- 0	0- 0	0- 0				
0- 0	0- 0	0- 0	NEUTRAL	0- 0	0- 0	0- 0				

RPI 1-25				Team's RPI: 25				RPI 26-50				RPI 51-100				RPI 101+			
RPI	S	Opponent	Score	RPI	S	Opponent	Score	RPI	S	Opponent	Score	RPI	S	Opponent	Score	RPI	S	Opponent	Score
9	H	Princeton	77 75									58	A	UNI	66 88	139	N	Cincinnati	69 61
												92	H	Fla. Atlantic	85 53	140	A	Iowa St.	75 69
																151	N	Washington	63 70
																187	H	Clemson	74 60
																237	H	North Ala.	86 81
																269	N	Towson	100 72
																317	H	N.C. Central	102 50
LAST 10 Division I																			
317	H	N.C. Central	102 50	140	A	Iowa St.	75 69												
9	H	Princeton	77 75	187	H	Clemson	74 60												
58	A	UNI	66 88	151	N	Washington	63 70												
237	H	North Ala.	86 81	269	N	Towson	100 72												
92	H	Fla. Atlantic	85 53	139	N	Cincinnati	69 61												

Non-Div I Games:

Iowa

Average RPI Win:	194	WON-LOST	WINNING	LAST 10	STRENGTH OF	OPP. STRENGTH	TEAM	ADJ.	CONF.	ADJ CONF.
Average RPI Loss:	22	RECORD	PCT. RANK	GAMES	SCHEDULE	OF SCHEDULE	RPI	RPI	RPI	RPI
DIV. I ONLY	6- 2	61	6-2	319	3	140	140	4	4	
DIV. I NON-CONF.	6- 2	61	6-2	320	3	140	140	4	4	
TOTALS	RPI 1-25	RPI 26-50	W-L RECORDS	RPI 51-100	RPI 101-150	RPI 150+				
6- 2	0- 2	0- 0	OVERALL	1- 0	1- 0	4- 0				
4- 1	0- 1	0- 0	HOME	1- 0	0- 0	3- 0				
2- 1	0- 1	0- 0	AWAY	0- 0	1- 0	1- 0				
0- 0	0- 0	0- 0	NEUTRAL	0- 0	0- 0	0- 0				
6- 2	0- 2	0- 0	NON-CONFERENCE	1- 0	1- 0	4- 0				
4- 1	0- 1	0- 0	HOME	1- 0	0- 0	3- 0				
2- 1	0- 1	0- 0	AWAY	0- 0	1- 0	1- 0				
0- 0	0- 0	0- 0	NEUTRAL	0- 0	0- 0	0- 0				
0- 0	0- 0	0- 0	CONFERENCE	0- 0	0- 0	0- 0				
0- 0	0- 0	0- 0	HOME	0- 0	0- 0	0- 0				
0- 0	0- 0	0- 0	AWAY	0- 0	0- 0	0- 0				
0- 0	0- 0	0- 0	NEUTRAL	0- 0	0- 0	0- 0				

RPI 1-25				RPI 26-50				RPI 51-100				RPI 101+ Team's RPI: 140			
RPI	S	Opponent	Score	RPI	S	Opponent	Score	RPI	S	Opponent	Score	RPI	S	Opponent	Score
19	A	Drake	81 86					65	H	Texas Southern	79 59	121	A	Alabama	75 66
25	H	Iowa	69 75									154	H	New Orleans	71 53
												245	H	Southern U.	69 36
												272	A	North Dakota St.	86 58
												305	H	Ark.-Pine Bluff	90 40
LAST 10 Division I															
25	H	Iowa	69 75	121	A	Alabama	75 66								
19	A	Drake	81 86	154	H	New Orleans	71 53								
245	H	Southern U.	69 36	305	H	Ark.-Pine Bluff	90 40								
				272	A	North Dakota St.	86 58								
				65	H	Texas Southern	79 59								

Non-Div I Games:

Iowa St.

Average RPI Win:	349	WON-LOST	WINNING	LAST 10	STRENGTH OF	OPP. STRENGTH	TEAM	ADJ.	CONF.	ADJ CONF.
Average RPI Loss:	126	RECORD	PCT. RANK	GAMES	SCHEDULE	OF SCHEDULE	RPI	RPI	RPI	RPI
DIV. I ONLY	1- 7	316	1-7	189	139	270	270	28	28	
DIV. I NON-CONF.	1- 7	315	1-7	188	138	271	271	28	28	
TOTALS	RPI 1-25	RPI 26-50	W-L RECORDS	RPI 51-100	RPI 101-150	RPI 150+				
1- 7	0- 2	0- 0	OVERALL	0- 2	0- 0	1- 3				
0- 1	0- 1	0- 0	HOME	0- 0	0- 0	0- 0				
1- 6	0- 1	0- 0	AWAY	0- 2	0- 0	1- 3				
0- 0	0- 0	0- 0	NEUTRAL	0- 0	0- 0	0- 0				
1- 7	0- 2	0- 0	NON-CONFERENCE	0- 2	0- 0	1- 3				
0- 1	0- 1	0- 0	HOME	0- 0	0- 0	0- 0				
1- 6	0- 1	0- 0	AWAY	0- 2	0- 0	1- 3				
0- 0	0- 0	0- 0	NEUTRAL	0- 0	0- 0	0- 0				
0- 0	0- 0	0- 0	CONFERENCE	0- 0	0- 0	0- 0				
0- 0	0- 0	0- 0	HOME	0- 0	0- 0	0- 0				
0- 0	0- 0	0- 0	AWAY	0- 0	0- 0	0- 0				
0- 0	0- 0	0- 0	NEUTRAL	0- 0	0- 0	0- 0				

RPI 1-25				RPI 26-50				RPI 51-100				RPI 101+ Team's RPI: 270			
RPI	S	Opponent	Score	RPI	S	Opponent	Score	RPI	S	Opponent	Score	RPI	S	Opponent	Score
10	H	Mississippi St.	53 92					52	A	Miami (FL)	68 83	190	A	Tulane	46 82
13	A	Indiana	51 91					53	A	Bradley	69 78	255	A	Southeastern La.	59 63
												310	A	Central Ark.	54 57
												349	A	Northwestern St.	66 49
LAST 10 Division I															
				53	A	Bradley	69 78	10	H	Mississippi St.	53 92				
				255	A	Southeastern La.	59 63	13	A	Indiana	51 91				
				310	A	Central Ark.	54 57	349	A	Northwestern St.	66 49				
								52	A	Miami (FL)	68 83				
								190	A	Tulane	46 82				

Non-Div I Games:

Jackson St.

■ Loss,
 ■ Non-Conf, S Site,
 ■ Home
 ■ Away
 N Neutral

Jacksonville

Through Games Of Dec. 14, 2019

Average RPI Win:	299	WON-LOST	WINNING	LAST 10	STRENGTH OF	OPP. STRENGTH	TEAM	ADJ.	CONF.	ADJ CONF.
Average RPI Loss:	126	RECORD	PCT. RANK	GAMES	SCHEDULE	OF SCHEDULE	RPI	RPI	RPI	RPI
DIV. I ONLY	2- 5	254	2-5	22	324	193	193	15	15	
DIV. I NON-CONF.	2- 5	253	2-5	22	324	191	191	15	15	
TOTALS	RPI 1-25	RPI 26-50	W-L RECORDS	RPI 51-100	RPI 101-150	RPI 150+				
2- 5	0- 1	0- 1	OVERALL	0- 0	0- 1	2- 2				
2- 2	0- 0	0- 0	HOME	0- 0	0- 0	2- 2				
0- 3	0- 1	0- 1	AWAY	0- 0	0- 1	0- 0				
0- 0	0- 0	0- 0	NEUTRAL	0- 0	0- 0	0- 0				
2- 5	0- 1	0- 1	NON-CONFERENCE	0- 0	0- 1	2- 2				
2- 2	0- 0	0- 0	HOME	0- 0	0- 0	2- 2				
0- 3	0- 1	0- 1	AWAY	0- 0	0- 1	0- 0				
0- 0	0- 0	0- 0	NEUTRAL	0- 0	0- 0	0- 0				
0- 0	0- 0	0- 0	CONFERENCE	0- 0	0- 0	0- 0				
0- 0	0- 0	0- 0	HOME	0- 0	0- 0	0- 0				
0- 0	0- 0	0- 0	AWAY	0- 0	0- 0	0- 0				
0- 0	0- 0	0- 0	NEUTRAL	0- 0	0- 0	0- 0				

RPI 1-25				RPI 26-50				RPI 51-100				RPI 101+ Team's RPI: 193			
RPI	S	Opponent	Score	RPI	S	Opponent	Score	RPI	S	Opponent	Score	RPI	S	Opponent	Score
21	A	Florida St.	41 75	48	A	Colorado	44 66					148	A	South Fla.	39 70
												189	H	Bethune-Cookman	52 53
												224	H	Norfolk St.	64 71
												285	H	Nicholls St.	72 55
												312	H	USC Upstate	87 43
LAST 10 Division I															
189	H	Bethune-Cookman	52 53	21	A	Florida St.	41 75								
224	H	Norfolk St.	64 71	148	A	South Fla.	39 70								
285	H	Nicholls St.	72 55												
48	A	Colorado	44 66												
312	H	USC Upstate	87 43												

Non-Div I Games: Thomas (GA) 94 36 Johnson (FL) 114 35

Jacksonville

Loss, Non-Conf, S Site, H Home A Away N Neutral

Average RPI Win:	327	WON-LOST	WINNING	LAST 10	STRENGTH OF	OPP. STRENGTH	TEAM	ADJ.	CONF.	ADJ CONF.
Average RPI Loss:	176	RECORD	PCT. RANK	GAMES	SCHEDULE	OF SCHEDULE	RPI	RPI	RPI	RPI
DIV. I ONLY	2- 5	254	2-5	335	234	340	340	22	22	
DIV. I NON-CONF.	2- 5	253	2-5	336	234	340	340	22	22	
TOTALS	RPI 1-25	RPI 26-50	W-L RECORDS	RPI 51-100	RPI 101-150	RPI 150+				
2- 5	0- 0	0- 1	OVERALL	0- 0	0- 1	2- 3				
2- 0	0- 0	0- 0	HOME	0- 0	0- 0	2- 0				
0- 3	0- 0	0- 1	AWAY	0- 0	0- 1	0- 1				
0- 2	0- 0	0- 0	NEUTRAL	0- 0	0- 0	0- 2				
2- 5	0- 0	0- 1	NON-CONFERENCE	0- 0	0- 1	2- 3				
2- 0	0- 0	0- 0	HOME	0- 0	0- 0	2- 0				
0- 3	0- 0	0- 1	AWAY	0- 0	0- 1	0- 1				
0- 2	0- 0	0- 0	NEUTRAL	0- 0	0- 0	0- 2				
0- 0	0- 0	0- 0	CONFERENCE	0- 0	0- 0	0- 0				
0- 0	0- 0	0- 0	HOME	0- 0	0- 0	0- 0				
0- 0	0- 0	0- 0	AWAY	0- 0	0- 0	0- 0				
0- 0	0- 0	0- 0	NEUTRAL	0- 0	0- 0	0- 0				

RPI 1-25			RPI 26-50			RPI 51-100			RPI 101+			Team's RPI: 340
RPI	S	Opponent	Score	RPI	S	Opponent	Score	RPI	S	Opponent	Score	
				46	A	Troy	64 94					
								103	A	Vanderbilt	66 88	
								204	N	Oakland	55 61	
								248	N	Northern Ky.	63 66	
								278	A	Alabama St.	63 68	
								303	H	Lipscomb	65 63	
								350	H	Florida A&M	72 67	
LAST 10 Division I												
				46	A	Troy	64 94	204	N	Oakland	55 61	
				303	H	Lipscomb	65 63	248	N	Northern Ky.	63 66	
				350	H	Florida A&M	72 67	278	A	Alabama St.	63 68	
				103	A	Vanderbilt	66 88					

Non-Div I Games: Clark Atlanta 75 46 Fort Valley St. 87 65

Jacksonville St.

Loss, Non-Conf, S Site, H Home A Away N Neutral

Average RPI Win:	175	WON-LOST	WINNING	LAST 10	STRENGTH OF	OPP. STRENGTH	TEAM	ADJ.	CONF.	ADJ CONF.
Average RPI Loss:	31	RECORD	PCT. RANK	GAMES	SCHEDULE	OF SCHEDULE	RPI	RPI	RPI	RPI
DIV. I ONLY	6- 2	61	6-2	179	21	71	71	20	20	
DIV. I NON-CONF.	6- 2	61	6-2	178	21	71	71	19	19	
TOTALS	RPI 1-25	RPI 26-50	W-L RECORDS	RPI 51-100	RPI 101-150	RPI 150+				
6- 2	0- 1	0- 1	OVERALL	2- 0	1- 0	3- 0				
3- 1	0- 0	0- 1	HOME	1- 0	0- 0	2- 0				
2- 1	0- 1	0- 0	AWAY	0- 0	1- 0	1- 0				
1- 0	0- 0	0- 0	NEUTRAL	1- 0	0- 0	0- 0				
6- 2	0- 1	0- 1	NON-CONFERENCE	2- 0	1- 0	3- 0				
3- 1	0- 0	0- 1	HOME	1- 0	0- 0	2- 0				
2- 1	0- 1	0- 0	AWAY	0- 0	1- 0	1- 0				
1- 0	0- 0	0- 0	NEUTRAL	1- 0	0- 0	0- 0				
0- 0	0- 0	0- 0	CONFERENCE	0- 0	0- 0	0- 0				
0- 0	0- 0	0- 0	HOME	0- 0	0- 0	0- 0				
0- 0	0- 0	0- 0	AWAY	0- 0	0- 0	0- 0				
0- 0	0- 0	0- 0	NEUTRAL	0- 0	0- 0	0- 0				

RPI 1-25				RPI 26-50				RPI 51-100				RPI 101+			
RPI	S	Opponent	Score	RPI	S	Opponent	Score	RPI	S	Opponent	Score	RPI	S	Opponent	Score
22	A	Virginia	49 55	39	H	Maryland	68 70	88	H	St. John's (NY)	76 73	149	A	Villanova	56 52
								96	N	UCF	46 43	176	H	Liberty	76 53
												233	A	Georgetown	66 59
												308	H	Longwood	93 53
LAST 10 Division I															
				96	N	UCF	46 43	22	A	Virginia	49 55				
				149	A	Villanova	56 52	176	H	Liberty	76 53				
				308	H	Longwood	93 53	233	A	Georgetown	66 59				
								88	H	St. John's (NY)	76 73				
								39	H	Maryland	68 70				

Non-Div I Games:

James Madison

Average RPI Win: 199		WON-LOST	WINNING	LAST 10	STRENGTH OF	OPP. STRENGTH	TEAM	ADJ.	CONF.	ADJ CONF.
Average RPI Loss: 0		RECORD	PCT. RANK	GAMES	SCHEDULE	OF SCHEDULE	RPI	RPI	RPI	RPI
DIV. I ONLY		8- 0	1	8-0	194	215	34	34	4	4
DIV. I NON-CONF.		8- 0	1	8-0	193	214	34	34	4	4
TOTALS	RPI 1-25		RPI 26-50		W-L RECORDS	RPI 51-100	RPI 101-150		RPI 150+	
8- 0	0- 0		0- 0		OVERALL	2- 0	0- 0		6- 0	
6- 0	0- 0		0- 0		HOME	0- 0	0- 0		6- 0	
1- 0	0- 0		0- 0		AWAY	1- 0	0- 0		0- 0	
1- 0	0- 0		0- 0		NEUTRAL	1- 0	0- 0		0- 0	
8- 0	0- 0		0- 0		NON-CONFERENCE	2- 0	0- 0		6- 0	
6- 0	0- 0		0- 0		HOME	0- 0	0- 0		6- 0	
1- 0	0- 0		0- 0		AWAY	1- 0	0- 0		0- 0	
1- 0	0- 0		0- 0		NEUTRAL	1- 0	0- 0		0- 0	
0- 0	0- 0		0- 0		CONFERENCE	0- 0	0- 0		0- 0	
0- 0	0- 0		0- 0		HOME	0- 0	0- 0		0- 0	
0- 0	0- 0		0- 0		AWAY	0- 0	0- 0		0- 0	
0- 0	0- 0		0- 0		NEUTRAL	0- 0	0- 0		0- 0	

RPI 1-25				RPI 26-50				Team's RPI: 34				RPI 51-100				RPI 101+			
RPI	S	Opponent	Score	RPI	S	Opponent	Score	RPI	S	Opponent	Score	RPI	S	Opponent	Score	RPI	S	Opponent	Score
												91	N	Wright St.	74 63	173	H	Florida	76 66
												92	A	Fla. Atlantic	90 60	175	H	Texas St.	68 48
																222	H	Indiana St.	84 72
																240	H	UMass Lowell	79 44
																274	H	Omaha	63 48
																321	H	UIC	91 50
LAST 10 Division I																			
				173	H	Florida	76 66	175	H	Texas St.	68 48								
				92	A	Fla. Atlantic	90 60	240	H	UMass Lowell	79 44								
				91	N	Wright St.	74 63	274	H	Omaha	63 48								
								321	H	UIC	91 50								
								222	H	Indiana St.	84 72								

Non-Div I Games:

Kansas

■ Loss, ■ Non-Conf, S Site, H Home A Away N Neutral

Average RPI Win:	262	WON-LOST	WINNING	LAST 10	STRENGTH OF	OPP. STRENGTH	TEAM	ADJ.	CONF.	ADJ CONF.
Average RPI Loss:	84	RECORD	PCT. RANK	GAMES	SCHEDULE	OF SCHEDULE	RPI	RPI	RPI	RPI
DIV. I ONLY	5- 4	149	5-4	254	157	220	220	4	4	
DIV. I NON-CONF.	5- 4	149	5-4	254	155	221	221	4	4	
TOTALS	RPI 1-25	RPI 26-50	W-L RECORDS	RPI 51-100	RPI 101-150	RPI 150+				
5- 4	0- 0	0- 1	OVERALL	0- 2	0- 1	5- 0				
4- 1	0- 0	0- 0	HOME	0- 1	0- 0	4- 0				
1- 1	0- 0	0- 1	AWAY	0- 0	0- 0	1- 0				
0- 2	0- 0	0- 0	NEUTRAL	0- 1	0- 1	0- 0				
5- 4	0- 0	0- 1	NON-CONFERENCE	0- 2	0- 1	5- 0				
4- 1	0- 0	0- 0	HOME	0- 1	0- 0	4- 0				
1- 1	0- 0	0- 1	AWAY	0- 0	0- 0	1- 0				
0- 2	0- 0	0- 0	NEUTRAL	0- 1	0- 1	0- 0				
0- 0	0- 0	0- 0	CONFERENCE	0- 0	0- 0	0- 0				
0- 0	0- 0	0- 0	HOME	0- 0	0- 0	0- 0				
0- 0	0- 0	0- 0	AWAY	0- 0	0- 0	0- 0				
0- 0	0- 0	0- 0	NEUTRAL	0- 0	0- 0	0- 0				

RPI 1-25			RPI 26-50			RPI 51-100			RPI 101+			Team's RPI: 220
RPI	S	Opponent	Score	RPI	S	Opponent	Score	RPI	S	Opponent	Score	
				30	A	Arkansas	72 81	79	H	UT Arlington	53 57	135 N Memphis 68 72
								90	N	Michigan St.	60 65	163 A UMKC 74 67
												208 H Oral Roberts 109 69
												274 H Omaha 73 48
												321 H UIC 84 40
												345 H Incarnate Word 85 41
LAST 10 Division I												
				163	A	UMKC	74 67	79	H	UT Arlington	53 57	
				30	A	Arkansas	72 81	208	H	Oral Roberts	109 69	
				345	H	Incarnate Word	85 41	321	H	UIC	84 40	
				90	N	Michigan St.	60 65	274	H	Omaha	73 48	
				135	N	Memphis	68 72					

Non-Div I Games:

Kansas St.

Average RPI Win:	276	WON-LOST	WINNING	LAST 10	STRENGTH OF	OPP. STRENGTH	TEAM	ADJ.	CONF.	ADJ CONF.
Average RPI Loss:	98	RECORD	PCT. RANK	GAMES	SCHEDULE	OF SCHEDULE	RPI	RPI	RPI	RPI
DIV. I ONLY	5- 4	149	5-4	286	163	188	188	15	15	
DIV. I NON-CONF.	5- 4	149	5-4	287	161	186	186	15	15	
TOTALS	RPI 1-25	RPI 26-50	W-L RECORDS	RPI 51-100	RPI 101-150	RPI 150+				
5- 4	0- 0	0- 2	OVERALL	0- 0	0- 1	5- 1				
2- 1	0- 0	0- 1	HOME	0- 0	0- 0	2- 0				
2- 3	0- 0	0- 1	AWAY	0- 0	0- 1	2- 1				
1- 0	0- 0	0- 0	NEUTRAL	0- 0	0- 0	1- 0				
5- 4	0- 0	0- 2	NON-CONFERENCE	0- 0	0- 1	5- 1				
2- 1	0- 0	0- 1	HOME	0- 0	0- 0	2- 0				
2- 3	0- 0	0- 1	AWAY	0- 0	0- 1	2- 1				
1- 0	0- 0	0- 0	NEUTRAL	0- 0	0- 0	1- 0				
0- 0	0- 0	0- 0	CONFERENCE	0- 0	0- 0	0- 0				
0- 0	0- 0	0- 0	HOME	0- 0	0- 0	0- 0				
0- 0	0- 0	0- 0	AWAY	0- 0	0- 0	0- 0				
0- 0	0- 0	0- 0	NEUTRAL	0- 0	0- 0	0- 0				

RPI S	Opponent	Score	RPI S	Opponent	Score	RPI S	Opponent	Score	RPI S	Opponent	Score	Team's RPI: 188
28	H Georgia Tech	47 63	50	A Georgia	65 80				144	A Campbell	51 63	
									170	A Navy	62 82	
									199	H Samford	60 55	
									277	A UNCW	58 56	
									281	A Ga. Southern	95 69	
									292	H Mercer	92 64	
									330	N UMBC	59 44	
LAST 10 Division I												
330	N UMBC	59 44	28	H Georgia Tech	47 63							
170	A Navy	62 82	292	H Mercer	92 64							
144	A Campbell	51 63	199	H Samford	60 55							
277	A UNCW	58 56	50	A Georgia	65 80							
281	A Ga. Southern	95 69										

Non-Div I Games:

Kennesaw St.

Average RPI Win:	212	WON-LOST	WINNING	LAST 10	STRENGTH OF	OPP. STRENGTH	TEAM	ADJ.	CONF.	ADJ CONF.
Average RPI Loss:	26	RECORD	PCT. RANK	GAMES	SCHEDULE	OF SCHEDULE	RPI	RPI	RPI	RPI
DIV. I ONLY	5- 3	106	5-3	63	110	59	59	11	11	
DIV. I NON-CONF.	5- 3	105	5-3	61	110	60	60	11	11	
TOTALS	RPI 1-25	RPI 26-50	W-L RECORDS	RPI 51-100	RPI 101-150	RPI 150+				
5- 3	0- 2	0- 1	OVERALL	0- 0	1- 0	4- 0				
2- 1	0- 1	0- 0	HOME	0- 0	0- 0	2- 0				
2- 1	0- 1	0- 0	AWAY	0- 0	1- 0	1- 0				
1- 1	0- 0	0- 1	NEUTRAL	0- 0	0- 0	1- 0				
5- 3	0- 2	0- 1	NON-CONFERENCE	0- 0	1- 0	4- 0				
2- 1	0- 1	0- 0	HOME	0- 0	0- 0	2- 0				
2- 1	0- 1	0- 0	AWAY	0- 0	1- 0	1- 0				
1- 1	0- 0	0- 1	NEUTRAL	0- 0	0- 0	1- 0				
0- 0	0- 0	0- 0	CONFERENCE	0- 0	0- 0	0- 0				
0- 0	0- 0	0- 0	HOME	0- 0	0- 0	0- 0				
0- 0	0- 0	0- 0	AWAY	0- 0	0- 0	0- 0				
0- 0	0- 0	0- 0	NEUTRAL	0- 0	0- 0	0- 0				

RPI 1-25				RPI 26-50				RPI 51-100				Team's RPI: 59	RPI 101+			
RPI	S	Opponent	Score	RPI	S	Opponent	Score	RPI	S	Opponent	Score		RPI	S	Opponent	Score
11	H	Ohio St.	65 75	42	N	Michigan	53 88						101	A	Duquesne	77 75
24	A	Purdue	64 77										162	A	Youngstown St.	82 73
													169	H	Robert Morris	82 81
													294	H	St. Bonaventure	81 58
													333	N	Purdue Fort Wayne	75 67
LAST 10 Division I																
169	H	Robert Morris	82 81	24	A	Purdue	64 77									
11	H	Ohio St.	65 75	294	H	St. Bonaventure	81 58									
333	N	Purdue Fort Wayne	75 67	101	A	Duquesne	77 75									
42	N	Michigan	53 88													
162	A	Youngstown St.	82 73													

Non-Div I Games:

Kent St.

Kentucky

Through Games Of Dec. 14, 2019

Average RPI Win:	179	WON-LOST	WINNING	LAST 10	STRENGTH OF	OPP. STRENGTH	TEAM	ADJ.	CONF.	ADJ CONF.
Average RPI Loss:	0	RECORD	PCT. RANK	GAMES	SCHEDULE	OF SCHEDULE	RPI	RPI	RPI	RPI
DIV. I ONLY	10- 0	1	10-0	282	37	45	45	6	6	
DIV. I NON-CONF.	10- 0	1	10-0	283	37	45	45	6	6	
TOTALS	RPI 1-25	RPI 26-50	W-L RECORDS	RPI 51-100	RPI 101-150	RPI 150+				
10- 0	1- 0	1- 0	OVERALL	1- 0	1- 0	6- 0				
8- 0	0- 0	1- 0	HOME	0- 0	1- 0	6- 0				
2- 0	1- 0	0- 0	AWAY	1- 0	0- 0	0- 0				
0- 0	0- 0	0- 0	NEUTRAL	0- 0	0- 0	0- 0				
10- 0	1- 0	1- 0	NON-CONFERENCE	1- 0	1- 0	6- 0				
8- 0	0- 0	1- 0	HOME	0- 0	1- 0	6- 0				
2- 0	1- 0	0- 0	AWAY	1- 0	0- 0	0- 0				
0- 0	0- 0	0- 0	NEUTRAL	0- 0	0- 0	0- 0				
0- 0	0- 0	0- 0	CONFERENCE	0- 0	0- 0	0- 0				
0- 0	0- 0	0- 0	HOME	0- 0	0- 0	0- 0				
0- 0	0- 0	0- 0	AWAY	0- 0	0- 0	0- 0				
0- 0	0- 0	0- 0	NEUTRAL	0- 0	0- 0	0- 0				

RPI 1-25				RPI 26-50				Team's RPI: 45				RPI 51-100				RPI 101+			
RPI	S	Opponent	Score	RPI	S	Opponent	Score	RPI	S	Opponent	Score	RPI	S	Opponent	Score	RPI	S	Opponent	Score
22	A	Virginia	50 47	37	H	Charlotte	86 39	82	A	Middle Tenn.	67 52	123	H	Austin Peay	81 52	186	H	Stetson	67 48
												199	H	Samford	79 49	254	H	Grambling	81 35
												257	H	Mt. St. Mary's	67 44	297	H	Morehead St.	79 54
												332	H	Winthrop	91 36				
LAST 10 Division I																			
254	H	Grambling	81 35	332	H	Winthrop	91 36												
297	H	Morehead St.	79 54	199	H	Samford	79 49												
22	A	Virginia	50 47	37	H	Charlotte	86 39												
186	H	Stetson	67 48	123	H	Austin Peay	81 52												
82	A	Middle Tenn.	67 52	257	H	Mt. St. Mary's	67 44												

Non-Div I Games:

Kentucky

■ Loss,
 ■ Non-Conf, S Site,
 ■ Home
 ■ Away
 N Neutral

LIU Brooklyn

Through Games Of Dec. 14, 2019

Average RPI Win:	335	WON-LOST	WINNING	LAST 10	STRENGTH OF	OPP. STRENGTH	TEAM	ADJ.	CONF.	ADJ CONF.
Average RPI Loss:	206	RECORD	PCT. RANK	GAMES	SCHEDULE	OF SCHEDULE	RPI	RPI	RPI	RPI
DIV. I ONLY	1- 8	324	1-8	220	345	337	337	29	29	
DIV. I NON-CONF.	1- 8	324	1-8	220	345	337	337	29	29	
TOTALS	RPI 1-25	RPI 26-50	W-L RECORDS	RPI 51-100	RPI 101-150	RPI 150+				
1- 8	0- 0	0- 0	OVERALL	0- 0	0- 3	1- 5				
1- 4	0- 0	0- 0	HOME	0- 0	0- 2	1- 2				
0- 4	0- 0	0- 0	AWAY	0- 0	0- 1	0- 3				
0- 0	0- 0	0- 0	NEUTRAL	0- 0	0- 0	0- 0				
1- 8	0- 0	0- 0	NON-CONFERENCE	0- 0	0- 3	1- 5				
1- 4	0- 0	0- 0	HOME	0- 0	0- 2	1- 2				
0- 4	0- 0	0- 0	AWAY	0- 0	0- 1	0- 3				
0- 0	0- 0	0- 0	NEUTRAL	0- 0	0- 0	0- 0				
0- 0	0- 0	0- 0	CONFERENCE	0- 0	0- 0	0- 0				
0- 0	0- 0	0- 0	HOME	0- 0	0- 0	0- 0				
0- 0	0- 0	0- 0	AWAY	0- 0	0- 0	0- 0				
0- 0	0- 0	0- 0	NEUTRAL	0- 0	0- 0	0- 0				

RPI 1-25				RPI 26-50				RPI 51-100				RPI 101+				Team's RPI: 337	
RPI	S	Opponent	Score	RPI	S	Opponent	Score	RPI	S	Opponent	Score	RPI	S	Opponent	Score		
												112	H	Stony Brook	49	80	
												137	A	Rhode Island	56	79	
												146	H	Cleveland St.	49	79	
												215	H	Fairfield	51	53	
												228	A	Lafayette	60	65	
												240	A	UMass Lowell	56	65	
												260	A	Army West Point	60	67	
												313	H	Saint Peter's	74	89	
												335	H	Hofstra	85	46	
LAST 10 Division I																	
				228	A	Lafayette	60	65				240	A	UMass Lowell	56	65	
				146	H	Cleveland St.	49	79				260	A	Army West Point	60	67	
				215	H	Fairfield	51	53				335	H	Hofstra	85	46	
				137	A	Rhode Island	56	79				112	H	Stony Brook	49	80	
				313	H	Saint Peter's	74	89									

Non-Div I Games:

LIU Brooklyn

Loss, Non-Conf, S Site, H Home A Away N Neutral

Average RPI Win:	214	WON-LOST	WINNING	LAST 10	STRENGTH OF	OPP. STRENGTH	TEAM	ADJ.	CONF.	ADJ CONF.
Average RPI Loss:	176	RECORD	PCT. RANK	GAMES	SCHEDULE	OF SCHEDULE	RPI	RPI	RPI	RPI
DIV. I ONLY	2- 7	290	2-7	283	146	311	311	12	12	
DIV. I NON-CONF.	2- 7	291	2-7	284	145	311	311	12	12	
TOTALS	RPI 1-25	RPI 26-50	W-L RECORDS	RPI 51-100	RPI 101-150	RPI 150+				
2- 7	0- 0	0- 1	OVERALL	0- 1	0- 0	2- 5				
1- 4	0- 0	0- 0	HOME	0- 1	0- 0	1- 3				
1- 3	0- 0	0- 1	AWAY	0- 0	0- 0	1- 2				
0- 0	0- 0	0- 0	NEUTRAL	0- 0	0- 0	0- 0				
2- 7	0- 0	0- 1	NON-CONFERENCE	0- 1	0- 0	2- 5				
1- 4	0- 0	0- 0	HOME	0- 1	0- 0	1- 3				
1- 3	0- 0	0- 1	AWAY	0- 0	0- 0	1- 2				
0- 0	0- 0	0- 0	NEUTRAL	0- 0	0- 0	0- 0				
0- 0	0- 0	0- 0	CONFERENCE	0- 0	0- 0	0- 0				
0- 0	0- 0	0- 0	HOME	0- 0	0- 0	0- 0				
0- 0	0- 0	0- 0	AWAY	0- 0	0- 0	0- 0				
0- 0	0- 0	0- 0	NEUTRAL	0- 0	0- 0	0- 0				

RPI S	Opponent	Score	RPI S	Opponent	Score	RPI S	Opponent	Score	RPI S	Opponent	Score	Team's RPI: 311
49	A UCLA	52 74	54	H Yale	65 81	160	H Hawaii	65 51	195	A UC Irvine	65 80	
						223	H Cal St. Fullerton	74 79	231	H CSUN	54 56	
						233	H Georgetown	53 64	244	A Tulsa	56 75	
						267	A Long Beach St.	70 57				
LAST 10 Division I												
195	A UC Irvine	65 80	231	H CSUN	54 56							
223	H Cal St. Fullerton	74 79	54	H Yale	65 81							
160	H Hawaii	65 51	233	H Georgetown	53 64							
49	A UCLA	52 74	244	A Tulsa	56 75							
			267	A Long Beach St.	70 57							

Non-Div I Games: Cal St. San B'dino 94 46

LMU (CA)

■ Loss,
 ■ Non-Conf, S Site,
 ■ Home
 ■ Away
 N Neutral

Average RPI Win: 174		WON-LOST	WINNING	LAST 10	STRENGTH OF	OPP. STRENGTH	TEAM	ADJ.	CONF.	ADJ CONF.
Average RPI Loss: 38		RECORD	PCT. RANK	GAMES	SCHEDULE	OF SCHEDULE	RPI	RPI	RPI	RPI
DIV. I ONLY		8- 2	45	8-2	106	71	41	41	6	6
DIV. I NON-CONF.		8- 2	45	8-2	105	70	41	41	6	6

TOTALS	RPI 1-25		RPI 26-50		W-L RECORDS	RPI 51-100	RPI 101-150		RPI 150+	
8- 2	0- 1		1- 0		OVERALL	1- 1	1- 0		5- 0	
4- 1	0- 1		1- 0		HOME	0- 0	0- 0		3- 0	
2- 1	0- 0		0- 0		AWAY	0- 1	0- 0		2- 0	
2- 0	0- 0		0- 0		NEUTRAL	1- 0	1- 0		0- 0	
8- 2	0- 1		1- 0		NON-CONFERENCE	1- 1	1- 0		5- 0	
4- 1	0- 1		1- 0		HOME	0- 0	0- 0		3- 0	
2- 1	0- 0		0- 0		AWAY	0- 1	0- 0		2- 0	
2- 0	0- 0		0- 0		NEUTRAL	1- 0	1- 0		0- 0	
0- 0	0- 0		0- 0		CONFERENCE	0- 0	0- 0		0- 0	
0- 0	0- 0		0- 0		HOME	0- 0	0- 0		0- 0	
0- 0	0- 0		0- 0		AWAY	0- 0	0- 0		0- 0	
0- 0	0- 0		0- 0		NEUTRAL	0- 0	0- 0		0- 0	

RPI 1-25				RPI 26-50				Team's RPI: 41				RPI 51-100				RPI 101+			
RPI	S	Opponent	Score	RPI	S	Opponent	Score	RPI	S	Opponent	Score	RPI	S	Opponent	Score	RPI	S	Opponent	Score
21	H	Florida St.	62 70	38	H	Rutgers	64 58	55	A	Oklahoma	68 90	135	N	Memphis	89 58				
								90	N	Michigan St.	58 56	154	H	New Orleans	83 49				
												190	A	Tulane	59 54				
												247	A	Little Rock	65 50				
												255	H	Southeastern La.	62 52				
												285	H	Nicholls St.	63 32				
LAST 10 Division I																			
				55	A	Oklahoma	68 90	285	H	Nicholls St.	63 32								
				190	A	Tulane	59 54	135	N	Memphis	89 58								
				247	A	Little Rock	65 50	90	N	Michigan St.	58 56								
				21	H	Florida St.	62 70	38	H	Rutgers	64 58								
				154	H	New Orleans	83 49	255	H	Southeastern La.	62 52								

Non-Div I Games:

LSU

Average RPI Win:	244	WON-LOST	WINNING	LAST 10	STRENGTH OF	OPP. STRENGTH	TEAM	ADJ.	CONF.	ADJ CONF.
Average RPI Loss:	137	RECORD	PCT. RANK	GAMES	SCHEDULE	OF SCHEDULE	RPI	RPI	RPI	RPI
DIV. I ONLY	6- 4	124	6-4	155	308	138	138	10	10	
DIV. I NON-CONF.	6- 4	124	6-4	156	308	138	138	10	10	
TOTALS	RPI 1-25	RPI 26-50	W-L RECORDS	RPI 51-100	RPI 101-150	RPI 150+				
6- 4	0- 0	0- 0	OVERALL	0- 1	1- 1	5- 2				
2- 2	0- 0	0- 0	HOME	0- 1	1- 0	1- 1				
3- 2	0- 0	0- 0	AWAY	0- 0	0- 1	3- 1				
1- 0	0- 0	0- 0	NEUTRAL	0- 0	0- 0	1- 0				
6- 4	0- 0	0- 0	NON-CONFERENCE	0- 1	1- 1	5- 2				
2- 2	0- 0	0- 0	HOME	0- 1	1- 0	1- 1				
3- 2	0- 0	0- 0	AWAY	0- 0	0- 1	3- 1				
1- 0	0- 0	0- 0	NEUTRAL	0- 0	0- 0	1- 0				
0- 0	0- 0	0- 0	CONFERENCE	0- 0	0- 0	0- 0				
0- 0	0- 0	0- 0	HOME	0- 0	0- 0	0- 0				
0- 0	0- 0	0- 0	AWAY	0- 0	0- 0	0- 0				
0- 0	0- 0	0- 0	NEUTRAL	0- 0	0- 0	0- 0				

RPI 1-25			RPI 26-50			RPI 51-100			RPI 101+			Team's RPI: 138
RPI	S	Opponent	Score	RPI	S	Opponent	Score	RPI	S	Opponent	Score	
						100 H Penn	49 65	108 A Rider			43 70	
								114 H Harvard			75 69	
								169 H Robert Morris			68 71	
								170 A Navy			46 61	
								224 A Norfolk St.			55 52	
								238 A Penn St.			69 67	
								243 A Howard			78 62	
								315 H Coppin St.			79 46	
								330 N UMBC			74 58	
LAST 10 Division I												
108 A Rider			43 70	100 H Penn			49 65					
238 A Penn St.			69 67	170 A Navy			46 61					
114 H Harvard			75 69	330 N UMBC			74 58					
169 H Robert Morris			68 71	315 H Coppin St.			79 46					
243 A Howard			78 62	224 A Norfolk St.			55 52					

Non-Div I Games:

La Salle

■ Loss,
 ■ Non-Conf,
 ■ S Site,
 ■ H Home
 ■ A Away
 N Neutral

Average RPI Win:	349	WON-LOST	WINNING	LAST 10	STRENGTH OF	OPP. STRENGTH	TEAM	ADJ.	CONF.	ADJ CONF.
Average RPI Loss:	268	RECORD	PCT. RANK	GAMES	SCHEDULE	OF SCHEDULE	RPI	RPI	RPI	RPI
DIV. I ONLY	1- 7	316	1-7	346	337	351	351	23	23	
DIV. I NON-CONF.	1- 7	315	1-7	346	337	351	351	23	23	
TOTALS	RPI 1-25	RPI 26-50	W-L RECORDS	RPI 51-100	RPI 101-150	RPI 150+				
1- 7	0- 0	0- 0	OVERALL	0- 0	0- 0	1- 7				
1- 3	0- 0	0- 0	HOME	0- 0	0- 0	1- 3				
0- 4	0- 0	0- 0	AWAY	0- 0	0- 0	0- 4				
0- 0	0- 0	0- 0	NEUTRAL	0- 0	0- 0	0- 0				
1- 7	0- 0	0- 0	NON-CONFERENCE	0- 0	0- 0	1- 7				
1- 3	0- 0	0- 0	HOME	0- 0	0- 0	1- 3				
0- 4	0- 0	0- 0	AWAY	0- 0	0- 0	0- 4				
0- 0	0- 0	0- 0	NEUTRAL	0- 0	0- 0	0- 0				
0- 0	0- 0	0- 0	CONFERENCE	0- 0	0- 0	0- 0				
0- 0	0- 0	0- 0	HOME	0- 0	0- 0	0- 0				
0- 0	0- 0	0- 0	AWAY	0- 0	0- 0	0- 0				
0- 0	0- 0	0- 0	NEUTRAL	0- 0	0- 0	0- 0				

RPI 1-25			RPI 26-50			RPI 51-100			RPI 101+			Team's RPI: 351
RPI	S	Opponent	Score	RPI	S	Opponent	Score	RPI	S	Opponent	Score	
								210	H	Southern Miss.	42	57
								251	H	Houston Baptist	65	72
								255	H	Southeastern La.	52	65
								275	A	Tennessee Tech	68	75
								279	A	Ole Miss	42	66
								285	A	Nicholls St.	59	74
								320	A	McNeese	69	72
								349	H	Northwestern St.	63	54
LAST 10 Division I												
285	A	Nicholls St.	59	74	251	H	Houston Baptist	65	72			
275	A	Tennessee Tech	68	75	320	A	McNeese	69	72			
279	A	Ole Miss	42	66	255	H	Southeastern La.	52	65			
					349	H	Northwestern St.	63	54			
					210	H	Southern Miss.	42	57			

Non-Div I Games:

La.-Monroe

■ Loss,
 ■ Non-Conf, S Site,
 ■ Home
 ■ Away
 N Neutral

Lafayette

Through Games Of Dec. 14, 2019

Average RPI Win:	304	WON-LOST	WINNING	LAST 10	STRENGTH OF	OPP. STRENGTH	TEAM	ADJ.	CONF.	ADJ CONF.
Average RPI Loss:	107	RECORD	PCT. RANK	GAMES	SCHEDULE	OF SCHEDULE	RPI	RPI	RPI	RPI
DIV. I ONLY	4- 4	163	4-4	239	284	228	228	14	14	
DIV. I NON-CONF.	4- 4	163	4-4	239	284	228	228	14	14	
TOTALS	RPI 1-25	RPI 26-50	W-L RECORDS	RPI 51-100	RPI 101-150	RPI 150+				
4- 4	0- 0	0- 0	OVERALL	0- 2	0- 2	4- 0				
3- 1	0- 0	0- 0	HOME	0- 0	0- 1	3- 0				
1- 3	0- 0	0- 0	AWAY	0- 2	0- 1	1- 0				
0- 0	0- 0	0- 0	NEUTRAL	0- 0	0- 0	0- 0				
4- 4	0- 0	0- 0	NON-CONFERENCE	0- 2	0- 2	4- 0				
3- 1	0- 0	0- 0	HOME	0- 0	0- 1	3- 0				
1- 3	0- 0	0- 0	AWAY	0- 2	0- 1	1- 0				
0- 0	0- 0	0- 0	NEUTRAL	0- 0	0- 0	0- 0				
0- 0	0- 0	0- 0	CONFERENCE	0- 0	0- 0	0- 0				
0- 0	0- 0	0- 0	HOME	0- 0	0- 0	0- 0				
0- 0	0- 0	0- 0	AWAY	0- 0	0- 0	0- 0				
0- 0	0- 0	0- 0	NEUTRAL	0- 0	0- 0	0- 0				

RPI 1-25				RPI 26-50				RPI 51-100				RPI 101+				Team's RPI: 228	
RPI	S	Opponent	Score	RPI	S	Opponent	Score	RPI	S	Opponent	Score	RPI	S	Opponent	Score		
								88	A	St. John's (NY)	44	76	101	H	Duquesne	65	73
								93	A	Binghamton	64	74	147	A	Monmouth	44	52
													232	H	Manhattan	60	53
													306	A	Albany (NY)	54	47
													337	H	LIU Brooklyn	65	60
													339	H	Fairleigh Dickinson	61	29
LAST 10 Division I																	
				147	A	Monmouth	44	52	337	H	LIU Brooklyn	65	60				
				232	H	Manhattan	60	53	101	H	Duquesne	65	73				
				306	A	Albany (NY)	54	47	88	A	St. John's (NY)	44	76				
									93	A	Binghamton	64	74				
									339	H	Fairleigh Dickinson	61	29				

Non-Div I Games:

Lafayette

Loss, Non-Conf, S Site, H Home A Away N Neutral

Average RPI Win:	194	WON-LOST	WINNING	LAST 10	STRENGTH OF	OPP. STRENGTH	TEAM	ADJ.	CONF.	ADJ CONF.
Average RPI Loss:	118	RECORD	PCT. RANK	GAMES	SCHEDULE	OF SCHEDULE	RPI	RPI	RPI	RPI
DIV. I ONLY	2- 5	254	2-5	29	216	156	156	26	26	
DIV. I NON-CONF.	2- 5	253	2-5	28	215	155	155	26	26	
TOTALS	RPI 1-25	RPI 26-50	W-L RECORDS	RPI 51-100	RPI 101-150	RPI 150+				
2- 5	0- 1	0- 2	OVERALL	0- 0	1- 0	1- 2				
1- 1	0- 0	0- 0	HOME	0- 0	0- 0	1- 1				
0- 4	0- 1	0- 2	AWAY	0- 0	0- 0	0- 1				
1- 0	0- 0	0- 0	NEUTRAL	0- 0	1- 0	0- 0				
2- 5	0- 1	0- 2	NON-CONFERENCE	0- 0	1- 0	1- 2				
1- 1	0- 0	0- 0	HOME	0- 0	0- 0	1- 1				
0- 4	0- 1	0- 2	AWAY	0- 0	0- 0	0- 1				
1- 0	0- 0	0- 0	NEUTRAL	0- 0	1- 0	0- 0				
0- 0	0- 0	0- 0	CONFERENCE	0- 0	0- 0	0- 0				
0- 0	0- 0	0- 0	HOME	0- 0	0- 0	0- 0				
0- 0	0- 0	0- 0	AWAY	0- 0	0- 0	0- 0				
0- 0	0- 0	0- 0	NEUTRAL	0- 0	0- 0	0- 0				

RPI 1-25				RPI 26-50				RPI 51-100				RPI 101+ Team's RPI: 156			
RPI	S	Opponent	Score	RPI	S	Opponent	Score	RPI	S	Opponent	Score	RPI	S	Opponent	Score
14	A	NC State	40 81	29	A	Baylor	28 90					104	N	Idaho	47 44
				32	A	Oklahoma St.	53 74					216	H	Louisiana	63 74
												284	H	Denver	71 59
												298	A	Cal Poly	56 57
LAST 10 Division I															
284	H	Denver	71 59	14	A	NC State	40 81								
298	A	Cal Poly	56 57	32	A	Oklahoma St.	53 74								
104	N	Idaho	47 44												
216	H	Louisiana	63 74												
29	A	Baylor	28 90												

Non-Div I Games: Howard Payne 96 36 LeTourneau 90 38

Lamar University

Loss, Non-Conf, S Site, H Home A Away N Neutral

Average RPI Win:	178	WON-LOST	WINNING	LAST 10	STRENGTH OF	OPP. STRENGTH	TEAM	ADJ.	CONF.	ADJ CONF.
Average RPI Loss:	141	RECORD	PCT. RANK	GAMES	SCHEDULE	OF SCHEDULE	RPI	RPI	RPI	RPI
DIV. I ONLY	6- 2	61	6-2	256	80	106	106	14	14	
DIV. I NON-CONF.	6- 2	61	6-2	256	78	106	106	14	14	
TOTALS	RPI 1-25	RPI 26-50	W-L RECORDS	RPI 51-100	RPI 101-150	RPI 150+				
6- 2	0- 0	0- 0	OVERALL	2- 0	1- 1	3- 1				
3- 0	0- 0	0- 0	HOME	2- 0	0- 0	1- 0				
3- 0	0- 0	0- 0	AWAY	0- 0	1- 0	2- 0				
0- 2	0- 0	0- 0	NEUTRAL	0- 0	0- 1	0- 1				
6- 2	0- 0	0- 0	NON-CONFERENCE	2- 0	1- 1	3- 1				
3- 0	0- 0	0- 0	HOME	2- 0	0- 0	1- 0				
3- 0	0- 0	0- 0	AWAY	0- 0	1- 0	2- 0				
0- 2	0- 0	0- 0	NEUTRAL	0- 0	0- 1	0- 1				
0- 0	0- 0	0- 0	CONFERENCE	0- 0	0- 0	0- 0				
0- 0	0- 0	0- 0	HOME	0- 0	0- 0	0- 0				
0- 0	0- 0	0- 0	AWAY	0- 0	0- 0	0- 0				
0- 0	0- 0	0- 0	NEUTRAL	0- 0	0- 0	0- 0				

RPI 1-25			RPI 26-50			RPI 51-100			RPI 101+			Team's RPI: 106
RPI	S	Opponent	Score	RPI	S	Opponent	Score	RPI	S	Opponent	Score	
						77 H Seton Hall	75 68			125 A Merrimack	72 68	
						87 H George Washington	59 53			129 N Ball St.	52 54	
										152 N Fordham	57 59	
										182 A Delaware St.	68 38	
										257 A Mt. St. Mary's	66 65	
										342 H Central Conn. St.	70 51	
LAST 10 Division I												
						77 H Seton Hall	75 68			257 A Mt. St. Mary's	66 65	
						342 H Central Conn. St.	70 51			152 N Fordham	57 59	
						87 H George Washington	59 53			129 N Ball St.	52 54	
						125 A Merrimack	72 68					
						182 A Delaware St.	68 38					

Non-Div I Games: Bloomsburg 91 43

Lehigh

Liberty

Through Games Of Dec. 14, 2019

Average RPI Win: 222	WON-LOST	WINNING	LAST 10	STRENGTH OF	OPP. STRENGTH	TEAM	ADJ.	CONF.	ADJ CONF.
Average RPI Loss: 129	RECORD	PCT. RANK	GAMES	SCHEDULE	OF SCHEDULE	RPI	RPI	RPI	RPI
DIV. I ONLY	4- 6	211	4-6	131	158	176	176	15	15
DIV. I NON-CONF.	4- 6	212	4-6	130	156	174	174	15	15
TOTALS	RPI 1-25	RPI 26-50	W-L RECORDS	RPI 51-100	RPI 101-150	RPI 150+			
4- 6	0- 1	0- 1	OVERALL	0- 1	1- 1	3- 2			
1- 3	0- 0	0- 0	HOME	0- 0	0- 1	1- 2			
2- 2	0- 0	0- 1	AWAY	0- 1	0- 0	2- 0			
1- 1	0- 1	0- 0	NEUTRAL	0- 0	1- 0	0- 0			
4- 6	0- 1	0- 1	NON-CONFERENCE	0- 1	1- 1	3- 2			
1- 3	0- 0	0- 0	HOME	0- 0	0- 1	1- 2			
2- 2	0- 0	0- 1	AWAY	0- 1	0- 0	2- 0			
1- 1	0- 1	0- 0	NEUTRAL	0- 0	1- 0	0- 0			
0- 0	0- 0	0- 0	CONFERENCE	0- 0	0- 0	0- 0			
0- 0	0- 0	0- 0	HOME	0- 0	0- 0	0- 0			
0- 0	0- 0	0- 0	AWAY	0- 0	0- 0	0- 0			
0- 0	0- 0	0- 0	NEUTRAL	0- 0	0- 0	0- 0			

RPI 1-25			RPI 26-50			RPI 51-100			RPI 101+			Team's RPI: 176
RPI	S	Opponent	Score	RPI	S	Opponent	Score	RPI	S	Opponent	Score	
3	N	Oregon St.	55 68	35	A	Virginia Tech	69 73	71	A	James Madison	53 76	113 H UNC Greensboro 53 58
												141 N Miami (OH) 65 53
												224 A Norfolk St. 67 48
												239 A Hampton 83 59
												264 H ETSU 62 63
												282 H East Carolina 81 66
												289 H Chattanooga 54 71
LAST 10 Division I												
113	H	UNC Greensboro	53 58	239	A	Hampton	83 59					
35	A	Virginia Tech	69 73	282	H	East Carolina	81 66					
289	H	Chattanooga	54 71	3	N	Oregon St.	55 68					
264	H	ETSU	62 63	141	N	Miami (OH)	65 53					
224	A	Norfolk St.	67 48	71	A	James Madison	53 76					

Non-Div I Games:

Liberty

Loss, **Non-Conf**, **S Site**, **H Home** **A Away** **N Neutral**

Average RPI Win:	289	WON-LOST	WINNING	LAST 10	STRENGTH OF	OPP. STRENGTH	TEAM	ADJ.	CONF.	ADJ CONF.
Average RPI Loss:	154	RECORD	PCT. RANK	GAMES	SCHEDULE	OF SCHEDULE	RPI	RPI	RPI	RPI
DIV. I ONLY	2- 8	296	2-8	219	262	303	303	15	15	
DIV. I NON-CONF.	2- 8	296	2-8	219	264	303	303	15	15	
TOTALS	RPI 1-25	RPI 26-50	W-L RECORDS	RPI 51-100	RPI 101-150	RPI 150+				
2- 8	0- 0	0- 0	OVERALL	0- 2	0- 4	2- 2				
1- 3	0- 0	0- 0	HOME	0- 0	0- 2	1- 1				
1- 3	0- 0	0- 0	AWAY	0- 1	0- 1	1- 1				
0- 2	0- 0	0- 0	NEUTRAL	0- 1	0- 1	0- 0				
2- 8	0- 0	0- 0	NON-CONFERENCE	0- 2	0- 4	2- 2				
1- 3	0- 0	0- 0	HOME	0- 0	0- 2	1- 1				
1- 3	0- 0	0- 0	AWAY	0- 1	0- 1	1- 1				
0- 2	0- 0	0- 0	NEUTRAL	0- 1	0- 1	0- 0				
0- 0	0- 0	0- 0	CONFERENCE	0- 0	0- 0	0- 0				
0- 0	0- 0	0- 0	HOME	0- 0	0- 0	0- 0				
0- 0	0- 0	0- 0	AWAY	0- 0	0- 0	0- 0				
0- 0	0- 0	0- 0	NEUTRAL	0- 0	0- 0	0- 0				

RPI 1-25			RPI 26-50			RPI 51-100			RPI 101+			Team's RPI: 303
RPI	S	Opponent	Score	RPI	S	Opponent	Score	RPI	S	Opponent	Score	
						82 A Middle Tenn.	49 70	108 N Rider		76 81		
						99 N Marist	63 74	115 H Belmont		68 69		
								118 H Murray St.		57 67		
								133 A Dayton		60 82		
								236 H Eastern Ill.		56 66		
								248 H Northern Ky.		71 69		
								329 A Tennessee St.		74 64		
								340 A Jacksonville St.		63 65		
LAST 10 Division I												
		108 N Rider	76 81			115 H Belmont	68 69					
		118 H Murray St.	57 67			329 A Tennessee St.	74 64					
		248 H Northern Ky.	71 69			82 A Middle Tenn.	49 70					
		340 A Jacksonville St.	63 65			236 H Eastern Ill.	56 66					
		133 A Dayton	60 82			99 N Marist	63 74					

Non-Div I Games:

Lipscomb

■ Loss,
 ■ Non-Conf,
 ■ S Site,
 ■ H Home
 ■ A Away
 N Neutral

Little Rock

Through Games Of Dec. 14, 2019

Average RPI Win:	277	WON-LOST	WINNING	LAST 10	STRENGTH OF	OPP. STRENGTH	TEAM	ADJ.	CONF.	ADJ CONF.
Average RPI Loss:	106	RECORD	PCT. RANK	GAMES	SCHEDULE	OF SCHEDULE	RPI	RPI	RPI	RPI
DIV. I ONLY	2- 6	276	2-6	95	188	247	247	23	23	
DIV. I NON-CONF.	2- 6	276	2-6	94	185	247	247	23	23	
TOTALS	RPI 1-25	RPI 26-50	W-L RECORDS	RPI 51-100	RPI 101-150	RPI 150+				
2- 6	0- 1	0- 2	OVERALL	0- 1	0- 0	2- 2				
2- 2	0- 0	0- 1	HOME	0- 0	0- 0	2- 1				
0- 4	0- 1	0- 1	AWAY	0- 1	0- 0	0- 1				
0- 0	0- 0	0- 0	NEUTRAL	0- 0	0- 0	0- 0				
2- 6	0- 1	0- 2	NON-CONFERENCE	0- 1	0- 0	2- 2				
2- 2	0- 0	0- 1	HOME	0- 0	0- 0	2- 1				
0- 4	0- 1	0- 1	AWAY	0- 1	0- 0	0- 1				
0- 0	0- 0	0- 0	NEUTRAL	0- 0	0- 0	0- 0				
0- 0	0- 0	0- 0	CONFERENCE	0- 0	0- 0	0- 0				
0- 0	0- 0	0- 0	HOME	0- 0	0- 0	0- 0				
0- 0	0- 0	0- 0	AWAY	0- 0	0- 0	0- 0				
0- 0	0- 0	0- 0	NEUTRAL	0- 0	0- 0	0- 0				

RPI 1-25				RPI 26-50				RPI 51-100				RPI 101+ Team's RPI: 247			
RPI	S	Opponent	Score	RPI	S	Opponent	Score	RPI	S	Opponent	Score	RPI	S	Opponent	Score
17	A	Texas A&M	35 78	36	A	Western Ky.	58 77	92	A	Fla. Atlantic	72 79	218	H	Louisiana Tech	38 43
				41	H	LSU	50 65					230	A	Rice	40 66
												244	H	Tulsa	63 51
												310	H	Central Ark.	63 48
LAST 10 Division I															
				41	H	LSU	50 65	244	H	Tulsa	63 51				
				230	A	Rice	40 66	218	H	Louisiana Tech	38 43				
				17	A	Texas A&M	35 78	36	A	Western Ky.	58 77				
								92	A	Fla. Atlantic	72 79				
								310	H	Central Ark.	63 48				

Non-Div I Games:

Little Rock

Loss, Non-Conf, S Site, H Home A Away N Neutral

Average RPI Win:	182	WON-LOST	WINNING	LAST 10	STRENGTH OF	OPP. STRENGTH	TEAM	ADJ.	CONF.	ADJ CONF.
Average RPI Loss:	177	RECORD	PCT. RANK	GAMES	SCHEDULE	OF SCHEDULE	RPI	RPI	RPI	RPI
DIV. I ONLY	2- 7	290	2-7	183	254	267	267	24	24	
DIV. I NON-CONF.	2- 7	291	2-7	182	256	268	268	24	24	
TOTALS	RPI 1-25	RPI 26-50	W-L RECORDS	RPI 51-100	RPI 101-150	RPI 150+				
2- 7	0- 1	0- 1	OVERALL	0- 1	1- 0	1- 4				
0- 3	0- 1	0- 0	HOME	0- 0	0- 0	0- 2				
1- 4	0- 0	0- 1	AWAY	0- 1	1- 0	0- 2				
1- 0	0- 0	0- 0	NEUTRAL	0- 0	0- 0	1- 0				
2- 7	0- 1	0- 1	NON-CONFERENCE	0- 1	1- 0	1- 4				
0- 3	0- 1	0- 0	HOME	0- 0	0- 0	0- 2				
1- 4	0- 0	0- 1	AWAY	0- 1	1- 0	0- 2				
1- 0	0- 0	0- 0	NEUTRAL	0- 0	0- 0	1- 0				
0- 0	0- 0	0- 0	CONFERENCE	0- 0	0- 0	0- 0				
0- 0	0- 0	0- 0	HOME	0- 0	0- 0	0- 0				
0- 0	0- 0	0- 0	AWAY	0- 0	0- 0	0- 0				
0- 0	0- 0	0- 0	NEUTRAL	0- 0	0- 0	0- 0				

RPI 1-25				RPI 26-50				RPI 51-100				RPI 101+ Team's RPI: 267			
RPI	S	Opponent	Score	RPI	S	Opponent	Score	RPI	S	Opponent	Score	RPI	S	Opponent	Score
20	H	Oregon	45 81	49	A	UCLA	51 86	57	A	California	45 68	126	A	Santa Clara	54 46
												227	H	Utah St.	48 56
												234	A	California Baptist	70 79
												238	N	Penn St.	64 56
												311	H	LMU (CA)	57 70
												343	A	Seattle U	54 66
LAST 10 Division I															
20	H	Oregon	45 81	126	A	Santa Clara	54 46	57	A	California	45 68				
343	A	Seattle U	54 66	238	N	Penn St.	64 56	311	H	LMU (CA)	57 70				
49	A	UCLA	51 86	227	H	Utah St.	48 56								
234	A	California Baptist	70 79												

Non-Div I Games: Westcliff 94 47

Long Beach St.

■ Loss,
 ■ Non-Conf,
 ■ S Site,
 ■ H Home
 ■ A Away
 N Neutral

Average RPI Win:	301	WON-LOST	WINNING	LAST 10	STRENGTH OF	OPP. STRENGTH	TEAM	ADJ.	CONF.	ADJ CONF.
Average RPI Loss:	215	RECORD	PCT. RANK	GAMES	SCHEDULE	OF SCHEDULE	RPI	RPI	RPI	RPI
DIV. I ONLY	2- 5	254	2-5	231	333	308	308	30	30	
DIV. I NON-CONF.	2- 5	253	2-5	231	333	308	308	30	30	
TOTALS	RPI 1-25	RPI 26-50	W-L RECORDS	RPI 51-100	RPI 101-150	RPI 150+				
2- 5	0- 0	0- 0	OVERALL	0- 1	0- 0	2- 4				
2- 1	0- 0	0- 0	HOME	0- 0	0- 0	2- 1				
0- 4	0- 0	0- 0	AWAY	0- 1	0- 0	0- 3				
0- 0	0- 0	0- 0	NEUTRAL	0- 0	0- 0	0- 0				
2- 5	0- 0	0- 0	NON-CONFERENCE	0- 1	0- 0	2- 4				
2- 1	0- 0	0- 0	HOME	0- 0	0- 0	2- 1				
0- 4	0- 0	0- 0	AWAY	0- 1	0- 0	0- 3				
0- 0	0- 0	0- 0	NEUTRAL	0- 0	0- 0	0- 0				
0- 0	0- 0	0- 0	CONFERENCE	0- 0	0- 0	0- 0				
0- 0	0- 0	0- 0	HOME	0- 0	0- 0	0- 0				
0- 0	0- 0	0- 0	AWAY	0- 0	0- 0	0- 0				
0- 0	0- 0	0- 0	NEUTRAL	0- 0	0- 0	0- 0				

RPI S	Opponent	Score	RPI S	Opponent	Score	RPI S	Opponent	Score	RPI S	Opponent	Score	Team's RPI: 308
						71	A James Madison	53 93	173	A Florida	54 71	
									224	A Norfolk St.	46 49	
									277	H UNCW	59 58	
									282	H East Carolina	61 64	
									323	A Wofford	76 79	
									325	H Brown	86 76	
LAST 10 Division I												
			224	A Norfolk St.	46 49	325	H Brown	86 76				
			282	H East Carolina	61 64	277	H UNCW	59 58				
			323	A Wofford	76 79	173	A Florida	54 71				
						71	A James Madison	53 93				

Non-Div I Games:

Longwood

■ Loss,
 ■ Non-Conf,
 ■ S Site,
 ■ H Home
 ■ A Away
 N Neutral

Average RPI Win: 221		WON-LOST	WINNING	LAST 10	STRENGTH OF	OPP. STRENGTH	TEAM	ADJ.	CONF.	ADJ CONF.
Average RPI Loss: 153		RECORD	PCT. RANK	GAMES	SCHEDULE	OF SCHEDULE	RPI	RPI	RPI	RPI
DIV. I ONLY		4- 2	87	4-2	345	22	216	216	23	23
DIV. I NON-CONF.		4- 2	85	4-2	345	22	217	217	23	23
TOTALS	RPI 1-25		RPI 26-50		W-L RECORDS		RPI 51-100		RPI 101-150	RPI 150+
4- 2	0- 0		0- 0		OVERALL		0- 0		0- 1	4- 1
2- 0	0- 0		0- 0		HOME		0- 0		0- 0	2- 0
2- 2	0- 0		0- 0		AWAY		0- 0		0- 1	2- 1
0- 0	0- 0		0- 0		NEUTRAL		0- 0		0- 0	0- 0
4- 2	0- 0		0- 0		NON-CONFERENCE		0- 0		0- 1	4- 1
2- 0	0- 0		0- 0		HOME		0- 0		0- 0	2- 0
2- 2	0- 0		0- 0		AWAY		0- 0		0- 1	2- 1
0- 0	0- 0		0- 0		NEUTRAL		0- 0		0- 0	0- 0
0- 0	0- 0		0- 0		CONFERENCE		0- 0		0- 0	0- 0
0- 0	0- 0		0- 0		HOME		0- 0		0- 0	0- 0
0- 0	0- 0		0- 0		AWAY		0- 0		0- 0	0- 0
0- 0	0- 0		0- 0		NEUTRAL		0- 0		0- 0	0- 0

RPI 1-25				RPI 26-50				RPI 51-100				RPI 101+			
RPI	S	Opponent	Score	RPI	S	Opponent	Score	RPI	S	Opponent	Score	RPI	S	Opponent	Score
												134	A	North Texas	66 69
												154	A	New Orleans	65 60
												156	A	Lamar University	74 63
												171	A	Sam Houston St.	73 77
												255	H	Southeastern La.	60 50
												320	H	McNeese	75 55
LAST 10 Division I															
				156	A	Lamar University	74 63	134	A	North Texas	66 69				
				154	A	New Orleans	65 60								
				255	H	Southeastern La.	60 50								
				320	H	McNeese	75 55								
				171	A	Sam Houston St.	73 77								

Non-Div I Games:	Loyola (LA)	67	51	Xavier (LA)	62	49
------------------	-------------	----	----	-------------	----	----

Louisiana

■ Loss, ■ Non-Conf, S Site, H Home A Away N Neutral

Average RPI Win:	239	WON-LOST	WINNING	LAST 10	STRENGTH OF	OPP. STRENGTH	TEAM	ADJ.	CONF.	ADJ CONF.
Average RPI Loss:	176	RECORD	PCT. RANK	GAMES	SCHEDULE	OF SCHEDULE	RPI	RPI	RPI	RPI
DIV. I ONLY	4- 3	139	4-3	295	145	218	218	13	13	
DIV. I NON-CONF.	4- 3	138	4-3	295	144	219	219	13	13	
TOTALS	RPI 1-25	RPI 26-50	W-L RECORDS	RPI 51-100	RPI 101-150	RPI 150+				
4- 3	0- 0	0- 0	OVERALL	0- 0	1- 2	3- 1				
3- 1	0- 0	0- 0	HOME	0- 0	1- 1	2- 0				
1- 2	0- 0	0- 0	AWAY	0- 0	0- 1	1- 1				
0- 0	0- 0	0- 0	NEUTRAL	0- 0	0- 0	0- 0				
4- 3	0- 0	0- 0	NON-CONFERENCE	0- 0	1- 2	3- 1				
3- 1	0- 0	0- 0	HOME	0- 0	1- 1	2- 0				
1- 2	0- 0	0- 0	AWAY	0- 0	0- 1	1- 1				
0- 0	0- 0	0- 0	NEUTRAL	0- 0	0- 0	0- 0				
0- 0	0- 0	0- 0	CONFERENCE	0- 0	0- 0	0- 0				
0- 0	0- 0	0- 0	HOME	0- 0	0- 0	0- 0				
0- 0	0- 0	0- 0	AWAY	0- 0	0- 0	0- 0				
0- 0	0- 0	0- 0	NEUTRAL	0- 0	0- 0	0- 0				

RPI 1-25				RPI 26-50				RPI 51-100				RPI 101+				Team's RPI: 218	
RPI	S	Opponent	Score	RPI	S	Opponent	Score	RPI	S	Opponent	Score	RPI	S	Opponent	Score		
												122	A	Houston	53	67	
												127	H	Wichita St.	80	88	
												135	H	Memphis	83	74	
												247	A	Little Rock	43	38	
												255	H	Southeastern La.	92	78	
												279	A	Ole Miss	53	76	
												320	H	McNeese	79	54	
LAST 10 Division I																	
				127	H	Wichita St.	80	88		255	H	Southeastern La.	92	78			
				135	H	Memphis	83	74		122	A	Houston	53	67			
										320	H	McNeese	79	54			
										247	A	Little Rock	43	38			
										279	A	Ole Miss	53	76			

Non-Div I Games: Loyola (LA) 71 52 LSU-Alexandria 93 61

Louisiana Tech

Loss, Non-Conf, S Site, H Home A Away N Neutral

Average RPI Win:	107	WON-LOST	WINNING	LAST 10	STRENGTH OF	OPP. STRENGTH	TEAM	ADJ.	CONF.	ADJ CONF.
Average RPI Loss:	11	RECORD	PCT. RANK	GAMES	SCHEDULE	OF SCHEDULE	RPI	RPI	RPI	RPI
DIV. I ONLY	9- 1	15	9-1	10	50	4	4	3	3	
DIV. I NON-CONF.	9- 1	15	9-1	10	50	4	4	3	3	
TOTALS	RPI 1-25	RPI 26-50	W-L RECORDS	RPI 51-100	RPI 101-150	RPI 150+				
9- 1	1- 1	2- 0	OVERALL	3- 0	1- 0	2- 0				
5- 0	0- 0	1- 0	HOME	2- 0	1- 0	1- 0				
1- 1	0- 1	0- 0	AWAY	0- 0	0- 0	1- 0				
3- 0	1- 0	1- 0	NEUTRAL	1- 0	0- 0	0- 0				
9- 1	1- 1	2- 0	NON-CONFERENCE	3- 0	1- 0	2- 0				
5- 0	0- 0	1- 0	HOME	2- 0	1- 0	1- 0				
1- 1	0- 1	0- 0	AWAY	0- 0	0- 0	1- 0				
3- 0	1- 0	1- 0	NEUTRAL	1- 0	0- 0	0- 0				
0- 0	0- 0	0- 0	CONFERENCE	0- 0	0- 0	0- 0				
0- 0	0- 0	0- 0	HOME	0- 0	0- 0	0- 0				
0- 0	0- 0	0- 0	AWAY	0- 0	0- 0	0- 0				
0- 0	0- 0	0- 0	NEUTRAL	0- 0	0- 0	0- 0				

RPI 1-25				RPI 26-50				RPI 51-100				RPI 101+			
RPI	S	Opponent	Score	RPI	S	Opponent	Score	RPI	S	Opponent	Score	RPI	S	Opponent	Score
11	A	Ohio St.	60 67	32	N	Oklahoma St.	69 48	68	H	Central Mich.	76 63	118	H	Murray St.	76 40
20	N	Oregon	72 62	36	H	Western Ky.	75 56	70	H	Boise St.	98 82	248	A	Northern Ky.	85 57
								79	N	UT Arlington	76 67	289	H	Chattanooga	86 37
LAST 10 Division I															
248	A	Northern Ky.	85 57	32	N	Oklahoma St.	69 48	79	N	UT Arlington	76 67	289	H	Chattanooga	86 37
11	A	Ohio St.	60 67	70	H	Boise St.	98 82	68	H	Central Mich.	76 63				
20	N	Oregon	72 62												
118	H	Murray St.	76 40												
36	H	Western Ky.	75 56												

Non-Div I Games:

Louisville

Loyola Chicago

Through Games Of Dec. 14, 2019

Average RPI Win:	226	WON-LOST	WINNING	LAST 10	STRENGTH OF	OPP. STRENGTH	TEAM	ADJ.	CONF.	ADJ CONF.
Average RPI Loss:	0	RECORD	PCT. RANK	GAMES	SCHEDULE	OF SCHEDULE	RPI	RPI	RPI	RPI
DIV. I ONLY	8- 0	1	8-0	285	189	62	62	5	5	
DIV. I NON-CONF.	8- 0	1	8-0	286	186	63	63	5	5	
TOTALS	RPI 1-25	RPI 26-50	W-L RECORDS	RPI 51-100	RPI 101-150	RPI 150+				
8- 0	0- 0	0- 0	OVERALL	1- 0	0- 0	7- 0				
2- 0	0- 0	0- 0	HOME	1- 0	0- 0	1- 0				
6- 0	0- 0	0- 0	AWAY	0- 0	0- 0	6- 0				
0- 0	0- 0	0- 0	NEUTRAL	0- 0	0- 0	0- 0				
8- 0	0- 0	0- 0	NON-CONFERENCE	1- 0	0- 0	7- 0				
2- 0	0- 0	0- 0	HOME	1- 0	0- 0	1- 0				
6- 0	0- 0	0- 0	AWAY	0- 0	0- 0	6- 0				
0- 0	0- 0	0- 0	NEUTRAL	0- 0	0- 0	0- 0				
0- 0	0- 0	0- 0	CONFERENCE	0- 0	0- 0	0- 0				
0- 0	0- 0	0- 0	HOME	0- 0	0- 0	0- 0				
0- 0	0- 0	0- 0	AWAY	0- 0	0- 0	0- 0				
0- 0	0- 0	0- 0	NEUTRAL	0- 0	0- 0	0- 0				

RPI 1-25				RPI 26-50				RPI 51-100				Team's RPI: 62		RPI 101+			
RPI	S	Opponent	Score	RPI	S	Opponent	Score	RPI	S	Opponent	Score			RPI	S	Opponent	Score
								72	H	Dartmouth	61 40			163	A	UMKC	72 67
														168	A	Portland	78 64
														236	A	Eastern Ill.	67 51
														241	H	Vermont	78 76
														266	A	SIUE	63 50
														328	A	Chicago St.	98 53
														331	A	Detroit Mercy	89 60
LAST 10 Division I																	
				266	A	SIUE	63 50					163	A	UMKC	72 67		
				72	H	Dartmouth	61 40					328	A	Chicago St.	98 53		
				168	A	Portland	78 64					236	A	Eastern Ill.	67 51		
												241	H	Vermont	78 76		
												331	A	Detroit Mercy	89 60		

Non-Div I Games:

Loyola Chicago

Loss, Non-Conf, S Site, H Home A Away N Neutral

Loyola Maryland

Through Games Of Dec. 14, 2019

Average RPI Win:	339	WON-LOST	WINNING	LAST 10	STRENGTH OF	OPP. STRENGTH	TEAM	ADJ.	CONF.	ADJ CONF.
Average RPI Loss:	128	RECORD	PCT. RANK	GAMES	SCHEDULE	OF SCHEDULE	RPI	RPI	RPI	RPI
DIV. I ONLY	1- 8	324	1-8	198	118	287	287	14	14	
DIV. I NON-CONF.	1- 8	324	1-8	198	118	287	287	14	14	
TOTALS	RPI 1-25	RPI 26-50	W-L RECORDS	RPI 51-100	RPI 101-150	RPI 150+				
1- 8	0- 1	0- 1	OVERALL	0- 3	0- 0	1- 3				
0- 1	0- 0	0- 0	HOME	0- 0	0- 0	0- 1				
1- 6	0- 1	0- 1	AWAY	0- 2	0- 0	1- 2				
0- 1	0- 0	0- 0	NEUTRAL	0- 1	0- 0	0- 0				
1- 8	0- 1	0- 1	NON-CONFERENCE	0- 3	0- 0	1- 3				
0- 1	0- 0	0- 0	HOME	0- 0	0- 0	0- 1				
1- 6	0- 1	0- 1	AWAY	0- 2	0- 0	1- 2				
0- 1	0- 0	0- 0	NEUTRAL	0- 1	0- 0	0- 0				
0- 0	0- 0	0- 0	CONFERENCE	0- 0	0- 0	0- 0				
0- 0	0- 0	0- 0	HOME	0- 0	0- 0	0- 0				
0- 0	0- 0	0- 0	AWAY	0- 0	0- 0	0- 0				
0- 0	0- 0	0- 0	NEUTRAL	0- 0	0- 0	0- 0				

RPI 1-25				RPI 26-50				RPI 51-100				RPI 101+ Team's RPI: 287			
RPI	S	Opponent	Score	RPI	S	Opponent	Score	RPI	S	Opponent	Score	RPI	S	Opponent	Score
8	A	Northwestern	46 67	39	A	Maryland	45 105	73	A	Notre Dame	60 84	219	A	St. Francis Brooklyn	78 89
								91	N	Wright St.	51 66	243	H	Howard	69 75
								92	A	Fla. Atlantic	61 72	257	A	Mt. St. Mary's	75 81
												339	A	Fairleigh Dickinson	75 46
LAST 10 Division I															
39	A	Maryland	45 105	243	H	Howard	69 75								
257	A	Mt. St. Mary's	75 81	339	A	Fairleigh Dickinson	75 46								
91	N	Wright St.	51 66	8	A	Northwestern	46 67								
92	A	Fla. Atlantic	61 72	73	A	Notre Dame	60 84								
219	A	St. Francis Brooklyn	78 89												

Non-Div I Games:

Loyola Maryland

Loss, Non-Conf, S Site, H Home A Away N Neutral

Maine

Through Games Of Dec. 14, 2019

Average RPI Win:	155	WON-LOST	WINNING	LAST 10	STRENGTH OF	OPP. STRENGTH	TEAM	ADJ.	CONF.	ADJ CONF.
Average RPI Loss:	119	RECORD	PCT. RANK	GAMES	SCHEDULE	OF SCHEDULE	RPI	RPI	RPI	RPI
DIV. I ONLY	3- 8	272	2-8	78	179	203	203	27	27	
DIV. I NON-CONF.	3- 8	272	2-8	77	177	202	202	27	27	
TOTALS	RPI 1-25	RPI 26-50	W-L RECORDS	RPI 51-100	RPI 101-150	RPI 150+				
3- 8	0- 2	0- 0	OVERALL	1- 2	0- 2	2- 2				
2- 2	0- 0	0- 0	HOME	1- 0	0- 1	1- 1				
1- 3	0- 1	0- 0	AWAY	0- 1	0- 0	1- 1				
0- 3	0- 1	0- 0	NEUTRAL	0- 1	0- 1	0- 0				
3- 8	0- 2	0- 0	NON-CONFERENCE	1- 2	0- 2	2- 2				
2- 2	0- 0	0- 0	HOME	1- 0	0- 1	1- 1				
1- 3	0- 1	0- 0	AWAY	0- 1	0- 0	1- 1				
0- 3	0- 1	0- 0	NEUTRAL	0- 1	0- 1	0- 0				
0- 0	0- 0	0- 0	CONFERENCE	0- 0	0- 0	0- 0				
0- 0	0- 0	0- 0	HOME	0- 0	0- 0	0- 0				
0- 0	0- 0	0- 0	AWAY	0- 0	0- 0	0- 0				
0- 0	0- 0	0- 0	NEUTRAL	0- 0	0- 0	0- 0				

RPI 1-25				RPI 26-50				RPI 51-100				RPI 101+ Team's RPI: 203			
RPI	S	Opponent	Score	RPI	S	Opponent	Score	RPI	S	Opponent	Score	RPI	S	Opponent	Score
14	A	NC State	34 62					63	N	Arizona St.	31 57	114	H	Harvard	40 69
19	N	Drake	62 94					72	A	Dartmouth	41 57	133	N	Dayton	49 78
								84	H	Green Bay	61 60	170	H	Navy	46 41
												209	H	Boston U.	49 62
												211	A	Delaware	69 56
												325	A	Brown	70 76
LAST 10 Division I															
72	A	Dartmouth	41 57	84	H	Green Bay	61 60								
114	H	Harvard	40 69	170	H	Navy	46 41								
133	N	Dayton	49 78	14	A	NC State	34 62								
19	N	Drake	62 94	209	H	Boston U.	49 62								
63	N	Arizona St.	31 57	325	A	Brown	70 76								

Non-Div I Games: Husson 104 43

Maine

Loss, Non-Conf, S Site, H Home A Away N Neutral

Average RPI Win:	224	WON-LOST	WINNING	LAST 10	STRENGTH OF	OPP. STRENGTH	TEAM	ADJ.	CONF.	ADJ CONF.
Average RPI Loss:	148	RECORD	PCT. RANK	GAMES	SCHEDULE	OF SCHEDULE	RPI	RPI	RPI	RPI
DIV. I ONLY	3- 5	221	3-5	154	286	232	232	21	21	
DIV. I NON-CONF.	3- 5	221	3-5	155	285	232	232	20	20	
TOTALS	RPI 1-25	RPI 26-50	W-L RECORDS	RPI 51-100	RPI 101-150	RPI 150+				
3- 5	0- 0	0- 0	OVERALL	1- 0	0- 3	2- 2				
2- 2	0- 0	0- 0	HOME	1- 0	0- 1	1- 1				
1- 3	0- 0	0- 0	AWAY	0- 0	0- 2	1- 1				
0- 0	0- 0	0- 0	NEUTRAL	0- 0	0- 0	0- 0				
3- 5	0- 0	0- 0	NON-CONFERENCE	1- 0	0- 3	2- 2				
2- 2	0- 0	0- 0	HOME	1- 0	0- 1	1- 1				
1- 3	0- 0	0- 0	AWAY	0- 0	0- 2	1- 1				
0- 0	0- 0	0- 0	NEUTRAL	0- 0	0- 0	0- 0				
0- 0	0- 0	0- 0	CONFERENCE	0- 0	0- 0	0- 0				
0- 0	0- 0	0- 0	HOME	0- 0	0- 0	0- 0				
0- 0	0- 0	0- 0	AWAY	0- 0	0- 0	0- 0				
0- 0	0- 0	0- 0	NEUTRAL	0- 0	0- 0	0- 0				

RPI 1-25			RPI 26-50			RPI 51-100			RPI 101+			Team's RPI: 232
RPI	S	Opponent	Score	RPI	S	Opponent	Score	RPI	S	Opponent	Score	
						72	H Dartmouth	70 58				
									101	H Duquesne	65	76
									112	A Stony Brook	54	59
									149	A Villanova	51	63
									152	H Fordham	45	51
									228	A Lafayette	53	60
									260	H Army West Point	86	56
									339	A Fairleigh Dickinson	62	61
LAST 10 Division I												
152	H	Fordham	45	51	260	H	Army West Point	86	56			
72	H	Dartmouth	70	58	101	H	Duquesne	65	76			
228	A	Lafayette	53	60	112	A	Stony Brook	54	59			
149	A	Villanova	51	63								
339	A	Fairleigh Dickinson	62	61								

Non-Div I Games:

Manhattan

■ Loss,
 ■ Non-Conf,
 ■ S Site,
 ■ H Home
 ■ A Away
 N Neutral

Average RPI Win:	228	WON-LOST	WINNING	LAST 10	STRENGTH OF	OPP. STRENGTH	TEAM	ADJ.	CONF.	ADJ CONF.
Average RPI Loss:	39	RECORD	PCT. RANK	GAMES	SCHEDULE	OF SCHEDULE	RPI	RPI	RPI	RPI
DIV. I ONLY	5- 2	72	5-2	185	148	99	99	21	21	
DIV. I NON-CONF.	5- 2	73	5-2	184	147	99	99	20	20	
TOTALS	RPI 1-25	RPI 26-50	W-L RECORDS	RPI 51-100	RPI 101-150	RPI 150+				
5- 2	0- 1	0- 0	OVERALL	1- 1	0- 0	4- 0				
2- 1	0- 1	0- 0	HOME	0- 0	0- 0	2- 0				
1- 1	0- 0	0- 0	AWAY	0- 1	0- 0	1- 0				
2- 0	0- 0	0- 0	NEUTRAL	1- 0	0- 0	1- 0				
5- 2	0- 1	0- 0	NON-CONFERENCE	1- 1	0- 0	4- 0				
2- 1	0- 1	0- 0	HOME	0- 0	0- 0	2- 0				
1- 1	0- 0	0- 0	AWAY	0- 1	0- 0	1- 0				
2- 0	0- 0	0- 0	NEUTRAL	1- 0	0- 0	1- 0				
0- 0	0- 0	0- 0	CONFERENCE	0- 0	0- 0	0- 0				
0- 0	0- 0	0- 0	HOME	0- 0	0- 0	0- 0				
0- 0	0- 0	0- 0	AWAY	0- 0	0- 0	0- 0				
0- 0	0- 0	0- 0	NEUTRAL	0- 0	0- 0	0- 0				

RPI 1-25				RPI 26-50				RPI 51-100 Team's RPI: 99				RPI 101+			
RPI	S	Opponent	Score	RPI	S	Opponent	Score	RPI	S	Opponent	Score	RPI	S	Opponent	Score
9	H	Princeton	50 62					68	A	Central Mich.	54 77	209	A	Boston U.	89 75
								94	N	North Florida	69 54	226	H	Elon	63 55
												303	N	Lipscomb	74 63
												306	H	Albany (NY)	76 52
LAST 10 Division I															
				94	N	North Florida	69 54	9	H	Princeton	50 62				
				226	H	Elon	63 55	68	A	Central Mich.	54 77				
				306	H	Albany (NY)	76 52	303	N	Lipscomb	74 63				
				209	A	Boston U.	89 75								

Non-Div I Games:

Marist

Average RPI Win:	168	WON-LOST	WINNING	LAST 10	STRENGTH OF	OPP. STRENGTH	TEAM	ADJ.	CONF.	ADJ CONF.
Average RPI Loss:	9	RECORD	PCT. RANK	GAMES	SCHEDULE	OF SCHEDULE	RPI	RPI	RPI	RPI
DIV. I ONLY	7- 2	53	7-2	127	6	51	51	7	7	
DIV. I NON-CONF.	7- 2	53	7-2	126	6	51	51	7	7	
TOTALS	RPI 1-25	RPI 26-50	W-L RECORDS	RPI 51-100	RPI 101-150	RPI 150+				
7- 2	0- 2	1- 0	OVERALL	1- 0	0- 0	5- 0				
3- 2	0- 2	1- 0	HOME	0- 0	0- 0	2- 0				
3- 0	0- 0	0- 0	AWAY	1- 0	0- 0	2- 0				
1- 0	0- 0	0- 0	NEUTRAL	0- 0	0- 0	1- 0				
7- 2	0- 2	1- 0	NON-CONFERENCE	1- 0	0- 0	5- 0				
3- 2	0- 2	1- 0	HOME	0- 0	0- 0	2- 0				
3- 0	0- 0	0- 0	AWAY	1- 0	0- 0	2- 0				
1- 0	0- 0	0- 0	NEUTRAL	0- 0	0- 0	1- 0				
0- 0	0- 0	0- 0	CONFERENCE	0- 0	0- 0	0- 0				
0- 0	0- 0	0- 0	HOME	0- 0	0- 0	0- 0				
0- 0	0- 0	0- 0	AWAY	0- 0	0- 0	0- 0				
0- 0	0- 0	0- 0	NEUTRAL	0- 0	0- 0	0- 0				

RPI 1-25				RPI 26-50				RPI 51-100				RPI 101+			
RPI	S	Opponent	Score	RPI	S	Opponent	Score	RPI	S	Opponent	Score	RPI	S	Opponent	Score
8	H	Northwestern	56 64	26	H	Illinois St.	58 41	84	A	Green Bay	60 47	155	A	Saint Mary's (CA)	77 63
10	H	Mississippi St.	68 74									192	A	Milwaukee	78 56
												219	H	St. Francis Brooklyn	92 71
												244	N	Tulsa	61 60
												256	H	Morgan St.	70 48
LAST 10 Division I															
				192	A	Milwaukee	78 56	244	N	Tulsa	61 60				
				26	H	Illinois St.	58 41	155	A	Saint Mary's (CA)	77 63				
				219	H	St. Francis Brooklyn	92 71	10	H	Mississippi St.	68 74				
				256	H	Morgan St.	70 48	84	A	Green Bay	60 47				
								8	H	Northwestern	56 64				

Non-Div I Games:

Marquette

Average RPI Win:	254	WON-LOST	WINNING	LAST 10	STRENGTH OF	OPP. STRENGTH	TEAM	ADJ.	CONF.	ADJ CONF.
Average RPI Loss:	201	RECORD	PCT. RANK	GAMES	SCHEDULE	OF SCHEDULE	RPI	RPI	RPI	RPI
DIV. I ONLY	3- 4	199	3-4	332	205	319	319	13	13	
DIV. I NON-CONF.	3- 4	200	3-4	333	204	318	318	13	13	
TOTALS	RPI 1-25	RPI 26-50	W-L RECORDS	RPI 51-100	RPI 101-150	RPI 150+				
3- 4	0- 0	0- 0	OVERALL	0- 0	0- 2	3- 2				
2- 2	0- 0	0- 0	HOME	0- 0	0- 1	2- 1				
1- 2	0- 0	0- 0	AWAY	0- 0	0- 1	1- 1				
0- 0	0- 0	0- 0	NEUTRAL	0- 0	0- 0	0- 0				
3- 4	0- 0	0- 0	NON-CONFERENCE	0- 0	0- 2	3- 2				
2- 2	0- 0	0- 0	HOME	0- 0	0- 1	2- 1				
1- 2	0- 0	0- 0	AWAY	0- 0	0- 1	1- 1				
0- 0	0- 0	0- 0	NEUTRAL	0- 0	0- 0	0- 0				
0- 0	0- 0	0- 0	CONFERENCE	0- 0	0- 0	0- 0				
0- 0	0- 0	0- 0	HOME	0- 0	0- 0	0- 0				
0- 0	0- 0	0- 0	AWAY	0- 0	0- 0	0- 0				
0- 0	0- 0	0- 0	NEUTRAL	0- 0	0- 0	0- 0				

RPI 1-25				RPI 26-50				RPI 51-100				RPI 101+				Team's RPI: 319	
RPI	S	Opponent	Score	RPI	S	Opponent	Score	RPI	S	Opponent	Score	RPI	S	Opponent	Score		
												105	A	Ohio	51	67	
												109	H	Bowling Green	69	82	
												222	A	Indiana St.	72	60	
												224	H	Norfolk St.	75	69	
												256	H	Morgan St.	52	57	
												315	H	Coppin St.	60	47	
												334	A	Evansville	62	66	
LAST 10 Division I																	
				109	H	Bowling Green	69	82	334	A	Evansville	62	66				
				222	A	Indiana St.	72	60	256	H	Morgan St.	52	57				
									315	H	Coppin St.	60	47				
									105	A	Ohio	51	67				
									224	H	Norfolk St.	75	69				

Non-Div I Games:	Alderson Broaddus	85	41	Ky. Christian	89	40
------------------	-------------------	----	----	---------------	----	----

Marshall

■ Loss, ■ Non-Conf, S Site, H Home A Away N Neutral

Average RPI Win:	169	WON-LOST	WINNING	LAST 10	STRENGTH OF	OPP. STRENGTH	TEAM	ADJ.	CONF.	ADJ CONF.
Average RPI Loss:	15	RECORD	PCT. RANK	GAMES	SCHEDULE	OF SCHEDULE	RPI	RPI	RPI	RPI
DIV. I ONLY	8- 2	45	8-2	86	72	39	39	1	1	
DIV. I NON-CONF.	8- 2	45	8-2	85	71	39	39	1	1	
TOTALS	RPI 1-25	RPI 26-50	W-L RECORDS	RPI 51-100	RPI 101-150	RPI 150+				
8- 2	0- 2	0- 0	OVERALL	2- 0	1- 0	5- 0				
5- 1	0- 1	0- 0	HOME	1- 0	0- 0	4- 0				
1- 1	0- 1	0- 0	AWAY	1- 0	0- 0	0- 0				
2- 0	0- 0	0- 0	NEUTRAL	0- 0	1- 0	1- 0				
8- 2	0- 2	0- 0	NON-CONFERENCE	2- 0	1- 0	5- 0				
5- 1	0- 1	0- 0	HOME	1- 0	0- 0	4- 0				
1- 1	0- 1	0- 0	AWAY	1- 0	0- 0	0- 0				
2- 0	0- 0	0- 0	NEUTRAL	0- 0	1- 0	1- 0				
0- 0	0- 0	0- 0	CONFERENCE	0- 0	0- 0	0- 0				
0- 0	0- 0	0- 0	HOME	0- 0	0- 0	0- 0				
0- 0	0- 0	0- 0	AWAY	0- 0	0- 0	0- 0				
0- 0	0- 0	0- 0	NEUTRAL	0- 0	0- 0	0- 0				

RPI 1-25				RPI 26-50				RPI 51-100				RPI 101+			
RPI	S	Opponent	Score	RPI	S	Opponent	Score	RPI	S	Opponent	Score	RPI	S	Opponent	Score
14	A	NC State	59 66					71	A	James Madison	70 68	115	N	Belmont	90 26
16	H	South Carolina	54 63					87	H	George Washington	88 54	187	N	Clemson	63 44
												196	H	Wagner	119 56
												198	H	Quinnipiac	107 52
												211	H	Delaware	99 55
												287	H	Loyola Maryland	105 45
LAST 10 Division I															
287	H	Loyola Maryland	105 45	87	H	George Washington	88 54	211	H	Delaware	99 55				
14	A	NC State	59 66	71	A	James Madison	70 68	16	H	South Carolina	54 63				
115	N	Belmont	90 26	196	H	Wagner	119 56								
187	N	Clemson	63 44												
198	H	Quinnipiac	107 52												

Non-Div I Games:

Maryland

Massachusetts

Through Games Of Dec. 14, 2019

Average RPI Win:	250	WON-LOST	WINNING	LAST 10	STRENGTH OF	OPP. STRENGTH	TEAM	ADJ.	CONF.	ADJ CONF.
Average RPI Loss:	90	RECORD	PCT. RANK	GAMES	SCHEDULE	OF SCHEDULE	RPI	RPI	RPI	RPI
DIV. I ONLY	7- 3	79	7-3	252	241	161	161	10	10	
DIV. I NON-CONF.	7- 3	80	7-3	252	241	160	160	10	10	
TOTALS	RPI 1-25	RPI 26-50	W-L RECORDS	RPI 51-100	RPI 101-150	RPI 150+				
7- 3	0- 0	0- 0	OVERALL	0- 2	1- 1	6- 0				
4- 2	0- 0	0- 0	HOME	0- 1	1- 1	3- 0				
3- 1	0- 0	0- 0	AWAY	0- 1	0- 0	3- 0				
0- 0	0- 0	0- 0	NEUTRAL	0- 0	0- 0	0- 0				
7- 3	0- 0	0- 0	NON-CONFERENCE	0- 2	1- 1	6- 0				
4- 2	0- 0	0- 0	HOME	0- 1	1- 1	3- 0				
3- 1	0- 0	0- 0	AWAY	0- 1	0- 0	3- 0				
0- 0	0- 0	0- 0	NEUTRAL	0- 0	0- 0	0- 0				
0- 0	0- 0	0- 0	CONFERENCE	0- 0	0- 0	0- 0				
0- 0	0- 0	0- 0	HOME	0- 0	0- 0	0- 0				
0- 0	0- 0	0- 0	AWAY	0- 0	0- 0	0- 0				
0- 0	0- 0	0- 0	NEUTRAL	0- 0	0- 0	0- 0				



























RPI 1-25			RPI 26-50			RPI 51-100			RPI 101+			Team's RPI: 161
RPI	S	Opponent	Score	RPI	S	Opponent	Score	RPI	S	Opponent	Score	
						56	H Providence	63	72	102	H Holy Cross	75 72
						88	A St. John's (NY)	71	82	125	H Merrimack	64 79
										209	A Boston U.	58 45
										240	A UMass Lowell	74 58
										241	A Vermont	83 49
										293	H Hartford	74 48
										325	H Brown	95 42
										338	H New Hampshire	67 65
LAST 10 Division I												
						209	A Boston U.	58	45	325	H Brown	95 42
						102	H Holy Cross	75	72	293	H Hartford	74 48
						338	H New Hampshire	67	65	240	A UMass Lowell	74 58
						241	A Vermont	83	49	56	H Providence	63 72
						88	A St. John's (NY)	71	82	125	H Merrimack	64 79

Non-Div I Games:

Massachusetts

Loss, Non-Conf, S Site, H Home A Away N Neutral

Average RPI Win:	351	WON-LOST	WINNING	LAST 10	STRENGTH OF	OPP. STRENGTH	TEAM	ADJ.	CONF.	ADJ CONF.
Average RPI Loss:	185	RECORD	PCT. RANK	GAMES	SCHEDULE	OF SCHEDULE	RPI	RPI	RPI	RPI
DIV. I ONLY	1- 6	308	1-6	174	346	320	320	26	26	
DIV. I NON-CONF.	1- 6	307	1-6	173	346	319	319	26	26	
TOTALS	RPI 1-25	RPI 26-50	W-L RECORDS	RPI 51-100	RPI 101-150	RPI 150+				
1- 6	0- 0	0- 1	OVERALL	0- 0	0- 0	1- 5				
1- 1	0- 0	0- 0	HOME	0- 0	0- 0	1- 1				
0- 5	0- 0	0- 1	AWAY	0- 0	0- 0	0- 4				
0- 0	0- 0	0- 0	NEUTRAL	0- 0	0- 0	0- 0				
1- 6	0- 0	0- 1	NON-CONFERENCE	0- 0	0- 0	1- 5				
1- 1	0- 0	0- 0	HOME	0- 0	0- 0	1- 1				
0- 5	0- 0	0- 1	AWAY	0- 0	0- 0	0- 4				
0- 0	0- 0	0- 0	NEUTRAL	0- 0	0- 0	0- 0				
0- 0	0- 0	0- 0	CONFERENCE	0- 0	0- 0	0- 0				
0- 0	0- 0	0- 0	HOME	0- 0	0- 0	0- 0				
0- 0	0- 0	0- 0	AWAY	0- 0	0- 0	0- 0				
0- 0	0- 0	0- 0	NEUTRAL	0- 0	0- 0	0- 0				

RPI 1-25	RPI 26-50	RPI 51-100	RPI 101+	Team's RPI: 320
RPI S Opponent Score	RPI S Opponent Score	RPI S Opponent Score	RPI S Opponent Score	
	30  Arkansas 58  101		202  SMU 60  81	
			213  UAB 70  97	
			216  Louisiana 55  75	
			218  Louisiana Tech 54  79	
			230  Rice 50  81	
			351  La.-Monroe 72 69	
LAST 10 Division I				
	218  Louisiana Tech 54  79	30  Arkansas 58  101		
	351  La.-Monroe 72 69	202  SMU 60  81		
	230  Rice 50  81			
	213  UAB 70  97			
	216  Louisiana 55  75			

Non-Div I Games: Centenary (LA) 116 37

McNeese

Average RPI Win:	230	WON-LOST	WINNING	LAST 10	STRENGTH OF	OPP. STRENGTH	TEAM	ADJ.	CONF.	ADJ CONF.
Average RPI Loss:	135	RECORD	PCT. RANK	GAMES	SCHEDULE	OF SCHEDULE	RPI	RPI	RPI	RPI
DIV. I ONLY	6- 4	124	6-4	114	293	135	135	9	9	
DIV. I NON-CONF.	6- 4	124	6-4	113	292	135	135	9	9	
TOTALS	RPI 1-25	RPI 26-50	W-L RECORDS	RPI 51-100	RPI 101-150	RPI 150+				
6- 4	0- 0	0- 1	OVERALL	0- 1	1- 0	5- 2				
3- 2	0- 0	0- 0	HOME	0- 1	0- 0	3- 1				
2- 1	0- 0	0- 0	AWAY	0- 0	1- 0	1- 1				
1- 1	0- 0	0- 1	NEUTRAL	0- 0	0- 0	1- 0				
6- 4	0- 0	0- 1	NON-CONFERENCE	0- 1	1- 0	5- 2				
3- 2	0- 0	0- 0	HOME	0- 1	0- 0	3- 1				
2- 1	0- 0	0- 0	AWAY	0- 0	1- 0	1- 1				
1- 1	0- 0	0- 1	NEUTRAL	0- 0	0- 0	1- 0				
0- 0	0- 0	0- 0	CONFERENCE	0- 0	0- 0	0- 0				
0- 0	0- 0	0- 0	HOME	0- 0	0- 0	0- 0				
0- 0	0- 0	0- 0	AWAY	0- 0	0- 0	0- 0				
0- 0	0- 0	0- 0	NEUTRAL	0- 0	0- 0	0- 0				

RPI S	Opponent	Score	RPI S	Opponent	Score	RPI S	Opponent	Score	RPI S	Opponent	Score	Team's RPI: 135
41 N	LSU	58 89	87 H	George Washington	63 64	110 A	Southern Ill.	70 66	194 H	Eastern Ky.	60 63	
						213 H	UAB	77 52	218 A	Louisiana Tech	74 83	
						220 N	Kansas St.	72 68	259 A	Toledo	83 76	
						261 H	Arkansas St.	78 50	318 H	Alcorn	57 51	
LAST 10 Division I												
220 N	Kansas St.	72 68	261 H	Arkansas St.	78 50							
259 A	Toledo	83 76	213 H	UAB	77 52							
110 A	Southern Ill.	70 66	41 N	LSU	58 89							
87 H	George Washington	63 64	194 H	Eastern Ky.	60 63							
218 A	Louisiana Tech	74 83	318 H	Alcorn	57 51							

Non-Div I Games:

Memphis

■ Loss,
 ■ Non-Conf, S Site,
 ■ Home
 ■ Away
 N Neutral

[illegible]

Mercer

Page 163

Average RPI Win:	275	WON-LOST	WINNING	LAST 10	STRENGTH OF	OPP. STRENGTH	TEAM	ADJ.	CONF.	ADJ CONF.
Average RPI Loss:	103	RECORD	PCT. RANK	GAMES	SCHEDULE	OF SCHEDULE	RPI	RPI	RPI	RPI
DIV. I ONLY	3- 4	199	3-4	67	323	125	125	29	29	
DIV. I NON-CONF.	3- 4	200	3-4	66	323	125	125	29	29	
TOTALS	RPI 1-25	RPI 26-50	W-L RECORDS	RPI 51-100	RPI 101-150	RPI 150+				
3- 4	0- 0	0- 0	OVERALL	0- 1	0- 3	3- 0				
1- 1	0- 0	0- 0	HOME	0- 0	0- 1	1- 0				
2- 3	0- 0	0- 0	AWAY	0- 1	0- 2	2- 0				
0- 0	0- 0	0- 0	NEUTRAL	0- 0	0- 0	0- 0				
3- 4	0- 0	0- 0	NON-CONFERENCE	0- 1	0- 3	3- 0				
1- 1	0- 0	0- 0	HOME	0- 0	0- 1	1- 0				
2- 3	0- 0	0- 0	AWAY	0- 1	0- 2	2- 0				
0- 0	0- 0	0- 0	NEUTRAL	0- 0	0- 0	0- 0				
0- 0	0- 0	0- 0	CONFERENCE	0- 0	0- 0	0- 0				
0- 0	0- 0	0- 0	HOME	0- 0	0- 0	0- 0				
0- 0	0- 0	0- 0	AWAY	0- 0	0- 0	0- 0				
0- 0	0- 0	0- 0	NEUTRAL	0- 0	0- 0	0- 0				

RPI 1-25				RPI 26-50				RPI 51-100				RPI 101+				Team's RPI: 125	
RPI	S	Opponent	Score	RPI	S	Opponent	Score	RPI	S	Opponent	Score	RPI	S	Opponent	Score		
								72	A	Dartmouth	52	57	102	A	Holy Cross	42	68
												106	H	Lehigh	68	72	
												132	A	Illinois	72	75	
												161	A	Massachusetts	79	64	
												325	A	Brown	72	57	
												338	H	New Hampshire	64	54	
LAST 10 Division I																	
				106	H	Lehigh	68	72	132	A	Illinois	72	75				
				161	A	Massachusetts	79	64	325	A	Brown	72	57				
									102	A	Holy Cross	42	68				
									338	H	New Hampshire	64	54				
									72	A	Dartmouth	52	57				

Non-Div I Games: Eastern Nazarene 82 50 Fisher 81 42

Merrimack

Average RPI Win: 133		WON-LOST	WINNING	LAST 10	STRENGTH OF	OPP. STRENGTH	TEAM	ADJ.	CONF.	ADJ CONF.
Average RPI Loss: 9		RECORD	PCT. RANK	GAMES	SCHEDULE	OF SCHEDULE	RPI	RPI	RPI	RPI
DIV. I ONLY		5- 3	106	5-3	24	31	52	52	3	3
DIV. I NON-CONF.		5- 3	105	5-3	24	31	52	52	3	3

TOTALS	RPI 1-25		RPI 26-50		W-L RECORDS	RPI 51-100	RPI 101-150		RPI 150+	
5- 3	0- 3		0- 0		OVERALL	3- 0	1- 0		1- 0	
4- 2	0- 2		0- 0		HOME	2- 0	1- 0		1- 0	
0- 1	0- 1		0- 0		AWAY	0- 0	0- 0		0- 0	
1- 0	0- 0		0- 0		NEUTRAL	1- 0	0- 0		0- 0	
5- 3	0- 3		0- 0		NON-CONFERENCE	3- 0	1- 0		1- 0	
4- 2	0- 2		0- 0		HOME	2- 0	1- 0		1- 0	
0- 1	0- 1		0- 0		AWAY	0- 0	0- 0		0- 0	
1- 0	0- 0		0- 0		NEUTRAL	1- 0	0- 0		0- 0	
0- 0	0- 0		0- 0		CONFERENCE	0- 0	0- 0		0- 0	
0- 0	0- 0		0- 0		HOME	0- 0	0- 0		0- 0	
0- 0	0- 0		0- 0		AWAY	0- 0	0- 0		0- 0	
0- 0	0- 0		0- 0		NEUTRAL	0- 0	0- 0		0- 0	

RPI 1-25				RPI 26-50				RPI 51-100 Team's RPI: 52				RPI 101+			
RPI	S	Opponent	Score	RPI	S	Opponent	Score	RPI	S	Opponent	Score	RPI	S	Opponent	Score
3	H	Oregon St.	53 75					76	H	IUPUI	74 65	141	H	Miami (OH)	80 62
12	A	DePaul	83 89					85	N	N.C. A&T	68 67	270	H	Jackson St.	83 68
13	H	Indiana	45 58					94	H	North Florida	78 55				
<hr/>															
LAST 10 Division I															
13	H	Indiana	45 58	12	A	DePaul	83 89								
141	H	Miami (OH)	80 62	85	N	N.C. A&T	68 67								
3	H	Oregon St.	53 75	76	H	IUPUI	74 65								
				94	H	North Florida	78 55								
				270	H	Jackson St.	83 68								

Non-Div I Games:

Miami (FL)

■ Loss,
 ■ Non-Conf, S Site,
 ■ Home
 ■ Away
 N Neutral

Average RPI Win:	259	WON-LOST	WINNING	LAST 10	STRENGTH OF	OPP. STRENGTH	TEAM	ADJ.	CONF.	ADJ CONF.
Average RPI Loss:	86	RECORD	PCT. RANK	GAMES	SCHEDULE	OF SCHEDULE	RPI	RPI	RPI	RPI
DIV. I ONLY	4- 5	189	4-5	177	127	141	141	11	11	
DIV. I NON-CONF.	4- 5	190	4-5	176	127	141	141	11	11	
TOTALS	RPI 1-25	RPI 26-50	W-L RECORDS	RPI 51-100	RPI 101-150	RPI 150+				
4- 5	0- 1	0- 0	OVERALL	0- 2	0- 1	4- 1				
1- 0	0- 0	0- 0	HOME	0- 0	0- 0	1- 0				
2- 4	0- 1	0- 0	AWAY	0- 2	0- 1	2- 0				
1- 1	0- 0	0- 0	NEUTRAL	0- 0	0- 0	1- 1				
4- 5	0- 1	0- 0	NON-CONFERENCE	0- 2	0- 1	4- 1				
1- 0	0- 0	0- 0	HOME	0- 0	0- 0	1- 0				
2- 4	0- 1	0- 0	AWAY	0- 2	0- 1	2- 0				
1- 1	0- 0	0- 0	NEUTRAL	0- 0	0- 0	1- 1				
0- 0	0- 0	0- 0	CONFERENCE	0- 0	0- 0	0- 0				
0- 0	0- 0	0- 0	HOME	0- 0	0- 0	0- 0				
0- 0	0- 0	0- 0	AWAY	0- 0	0- 0	0- 0				
0- 0	0- 0	0- 0	NEUTRAL	0- 0	0- 0	0- 0				

RPI 1-25				RPI 26-50				RPI 51-100				RPI 101+				Team's RPI: 141
RPI	S	Opponent	Score	RPI	S	Opponent	Score	RPI	S	Opponent	Score	RPI	S	Opponent	Score	
12	A	DePaul	79 98					52	A	Miami (FL)	62 80	139	A	Cincinnati	68 98	
								53	A	Bradley	68 79	176	N	Liberty	53 65	
												194	A	Eastern Ky.	75 57	
												258	N	Prairie View	65 52	
												263	A	South Alabama	76 73	
												321	H	UIC	85 35	
LAST 10 Division I																
139	A	Cincinnati	68 98	194	A	Eastern Ky.	75 57									
52	A	Miami (FL)	62 80	263	A	South Alabama	76 73									
176	N	Liberty	53 65	258	N	Prairie View	65 52									
321	H	UIC	85 35	12	A	DePaul	79 98									
53	A	Bradley	68 79													

Non-Div I Games:

Miami (OH)

■ Loss,
 ■ Non-Conf,
 ■ S Site,
 ■ H Home
 ■ A Away
 N Neutral

Average RPI Win:	174	WON-LOST	WINNING	LAST 10	STRENGTH OF	OPP. STRENGTH	TEAM	ADJ.	CONF.	ADJ CONF.
Average RPI Loss:	73	RECORD	PCT. RANK	GAMES	SCHEDULE	OF SCHEDULE	RPI	RPI	RPI	RPI
DIV. I ONLY	9- 1	15	9-1	150	87	42	42	1	1	
DIV. I NON-CONF.	9- 1	15	9-1	151	86	42	42	1	1	
TOTALS	RPI 1-25	RPI 26-50	W-L RECORDS	RPI 51-100	RPI 101-150	RPI 150+				
9- 1	0- 0	0- 0	OVERALL	2- 1	1- 0	6- 0				
6- 1	0- 0	0- 0	HOME	1- 1	1- 0	4- 0				
2- 0	0- 0	0- 0	AWAY	0- 0	0- 0	2- 0				
1- 0	0- 0	0- 0	NEUTRAL	1- 0	0- 0	0- 0				
9- 1	0- 0	0- 0	NON-CONFERENCE	2- 1	1- 0	6- 0				
6- 1	0- 0	0- 0	HOME	1- 1	1- 0	4- 0				
2- 0	0- 0	0- 0	AWAY	0- 0	0- 0	2- 0				
1- 0	0- 0	0- 0	NEUTRAL	1- 0	0- 0	0- 0				
0- 0	0- 0	0- 0	CONFERENCE	0- 0	0- 0	0- 0				
0- 0	0- 0	0- 0	HOME	0- 0	0- 0	0- 0				
0- 0	0- 0	0- 0	AWAY	0- 0	0- 0	0- 0				
0- 0	0- 0	0- 0	NEUTRAL	0- 0	0- 0	0- 0				

RPI 1-25			RPI 26-50			Team's RPI: 42			RPI 51-100			RPI 101+				
RPI	S	Opponent	Score	RPI	S	Opponent	Score		RPI	S	Opponent	Score	RPI	S	Opponent	Score
									53	H	Bradley	77 57	111	H	Syracuse	84 76
									59	N	Kent St.	88 53	166	A	Akron	80 71
									73	H	Notre Dame	72 76	184	A	Eastern Mich.	57 38
													204	H	Oakland	79 64
													246	H	Western Mich.	76 55
													256	H	Morgan St.	80 48
													288	H	Appalachian St.	62 35
LAST 10 Division I																
204	H	Oakland	79 64	288	H	Appalachian St.	62 35		166	A	Akron	80 71				
111	H	Syracuse	84 76						59	N	Kent St.	88 53				
256	H	Morgan St.	80 48						53	H	Bradley	77 57				
184	A	Eastern Mich.	57 38						246	H	Western Mich.	76 55				
73	H	Notre Dame	72 76													

Non-Div I Games:

Michigan

Average RPI Win:	218	WON-LOST	WINNING	LAST 10	STRENGTH OF	OPP. STRENGTH	TEAM	ADJ.	CONF.	ADJ CONF.
Average RPI Loss:	31	RECORD	PCT. RANK	GAMES	SCHEDULE	OF SCHEDULE	RPI	RPI	RPI	RPI
DIV. I ONLY	6- 2	61	6-2	232	47	90	90	1	1	
DIV. I NON-CONF.	6- 2	61	6-2	232	47	91	91	1	1	
TOTALS	RPI 1-25	RPI 26-50	W-L RECORDS	RPI 51-100	RPI 101-150	RPI 150+				
6- 2	0- 1	0- 1	OVERALL	1- 0	0- 0	5- 0				
4- 0	0- 0	0- 0	HOME	0- 0	0- 0	4- 0				
1- 1	0- 1	0- 0	AWAY	1- 0	0- 0	0- 0				
1- 1	0- 0	0- 1	NEUTRAL	0- 0	0- 0	1- 0				
6- 2	0- 1	0- 1	NON-CONFERENCE	1- 0	0- 0	5- 0				
4- 0	0- 0	0- 0	HOME	0- 0	0- 0	4- 0				
1- 1	0- 1	0- 0	AWAY	1- 0	0- 0	0- 0				
1- 1	0- 0	0- 1	NEUTRAL	0- 0	0- 0	1- 0				
0- 0	0- 0	0- 0	CONFERENCE	0- 0	0- 0	0- 0				
0- 0	0- 0	0- 0	HOME	0- 0	0- 0	0- 0				
0- 0	0- 0	0- 0	AWAY	0- 0	0- 0	0- 0				
0- 0	0- 0	0- 0	NEUTRAL	0- 0	0- 0	0- 0				

RPI 1-25				RPI 26-50				RPI 51-100				Team's RPI: 90	RPI 101+			
RPI	S	Opponent	Score	RPI	S	Opponent	Score	RPI	S	Opponent	Score		RPI	S	Opponent	Score
21	A	Florida St.	68 78	41	N	LSU	56 58	73	A	Notre Dame	72 69		184	H	Eastern Mich.	85 50
													204	H	Oakland	76 56
													220	N	Kansas St.	65 60
													293	H	Hartford	79 34
													331	H	Detroit Mercy	110 52
LAST 10 Division I																
		220	N	Kansas St.	65	60		21	A	Florida St.	68	78				
		41	N	LSU	56	58		331	H	Detroit Mercy	110	52				
		293	H	Hartford	79	34		184	H	Eastern Mich.	85	50				
		204	H	Oakland	76	56										
		73	A	Notre Dame	72	69										

Non-Div I Games:

Michigan St.

Middle Tenn.

Through Games Of Dec. 14, 2019

Average RPI Win:	214	WON-LOST	WINNING	LAST 10	STRENGTH OF	OPP. STRENGTH	TEAM	ADJ.	CONF.	ADJ CONF.
Average RPI Loss:	58	RECORD	PCT. RANK	GAMES	SCHEDULE	OF SCHEDULE	RPI	RPI	RPI	RPI
DIV. I ONLY	6- 4	124	6-4	69	207	82	82	13	13	
DIV. I NON-CONF.	6- 4	124	6-4	68	206	83	83	13	13	
TOTALS	RPI 1-25	RPI 26-50	W-L RECORDS	RPI 51-100	RPI 101-150	RPI 150+				
6- 4	0- 1	0- 1	OVERALL	0- 1	2- 1	4- 0				
3- 1	0- 0	0- 1	HOME	0- 0	1- 0	2- 0				
2- 1	0- 0	0- 0	AWAY	0- 0	0- 1	2- 0				
1- 2	0- 1	0- 0	NEUTRAL	0- 1	1- 0	0- 0				
6- 4	0- 1	0- 1	NON-CONFERENCE	0- 1	2- 1	4- 0				
3- 1	0- 0	0- 1	HOME	0- 0	1- 0	2- 0				
2- 1	0- 0	0- 0	AWAY	0- 0	0- 1	2- 0				
1- 2	0- 1	0- 0	NEUTRAL	0- 1	1- 0	0- 0				
0- 0	0- 0	0- 0	CONFERENCE	0- 0	0- 0	0- 0				
0- 0	0- 0	0- 0	HOME	0- 0	0- 0	0- 0				
0- 0	0- 0	0- 0	AWAY	0- 0	0- 0	0- 0				
0- 0	0- 0	0- 0	NEUTRAL	0- 0	0- 0	0- 0				

RPI 1-25				RPI 26-50				RPI 51-100				Team's RPI: 82	RPI 101+			
RPI	S	Opponent	Score	RPI	S	Opponent	Score	RPI	S	Opponent	Score		RPI	S	Opponent	Score
7	N	Gonzaga	50 62	45	H	Kentucky	52 67	63	N	Arizona St.	60 61		115	A	Belmont	57 68
													116	H	Furman	78 62
													119	N	Auburn	73 50
													190	A	Tulane	64 62
													275	H	Tennessee Tech	64 58
													282	A	East Carolina	68 66
													303	H	Lipscomb	70 49
LAST 10 Division I																
7	N	Gonzaga	50 62	115	A	Belmont	57 68									
119	N	Auburn	73 50	303	H	Lipscomb	70 49									
116	H	Furman	78 62	63	N	Arizona St.	60 61									
275	H	Tennessee Tech	64 58	45	H	Kentucky	52 67									
190	A	Tulane	64 62	282	A	East Carolina	68 66									

Non-Div I Games:

Middle Tenn.

■ Loss,
 ■ Non-Conf, S Site,
 ■ Home
 ■ Away
 N Neutral

Average RPI Win:	231	WON-LOST	WINNING	LAST 10	STRENGTH OF	OPP. STRENGTH	TEAM	ADJ.	CONF.	ADJ CONF.
Average RPI Loss:	67	RECORD	PCT. RANK	GAMES	SCHEDULE	OF SCHEDULE	RPI	RPI	RPI	RPI
DIV. I ONLY	2- 7	290	2-7	34	99	192	192	16	16	
DIV. I NON-CONF.	2- 7	291	2-7	35	99	190	190	16	16	
TOTALS	RPI 1-25	RPI 26-50	W-L RECORDS	RPI 51-100	RPI 101-150	RPI 150+				
2- 7	0- 2	0- 1	OVERALL	0- 2	0- 1	2- 1				
2- 2	0- 0	0- 0	HOME	0- 1	0- 1	2- 0				
0- 5	0- 2	0- 1	AWAY	0- 1	0- 0	0- 1				
0- 0	0- 0	0- 0	NEUTRAL	0- 0	0- 0	0- 0				
2- 7	0- 2	0- 1	NON-CONFERENCE	0- 2	0- 1	2- 1				
2- 2	0- 0	0- 0	HOME	0- 1	0- 1	2- 0				
0- 5	0- 2	0- 1	AWAY	0- 1	0- 0	0- 1				
0- 0	0- 0	0- 0	NEUTRAL	0- 0	0- 0	0- 0				
0- 0	0- 0	0- 0	CONFERENCE	0- 0	0- 0	0- 0				
0- 0	0- 0	0- 0	HOME	0- 0	0- 0	0- 0				
0- 0	0- 0	0- 0	AWAY	0- 0	0- 0	0- 0				
0- 0	0- 0	0- 0	NEUTRAL	0- 0	0- 0	0- 0				

RPI 1-25				RPI 26-50				RPI 51-100				RPI 101+ Team's RPI: 192			
RPI	S	Opponent	Score	RPI	S	Opponent	Score	RPI	S	Opponent	Score	RPI	S	Opponent	Score
12	A	DePaul	65 94	40	A	Minnesota	61 77	51	H	Marquette	56 78	109	H	Bowling Green	51 63
24	A	Purdue	55 68					73	A	Wisconsin	40 71	157	H	Northern Ill.	78 65
												158	A	Columbia	46 74
												305	H	Ark.-Pine Bluff	69 55
LAST 10 Division I															
158	A	Columbia	46 74	109	H	Bowling Green	51 63								
12	A	DePaul	65 94	51	H	Marquette	56 78								
305	H	Ark.-Pine Bluff	69 55	157	H	Northern Ill.	78 65								
73	A	Wisconsin	40 71	24	A	Purdue	55 68								
40	A	Minnesota	61 77												

Non-Div I Games: Wis.-Parkside 84 77

Milwaukee

■ Loss,
 ■ Non-Conf,
 ■ S Site,
 ■ H Home
 ■ A Away
 N Neutral

Minnesota

Through Games Of Dec. 14, 2019

Average RPI Win:	169	WON-LOST	WINNING	LAST 10	STRENGTH OF	OPP. STRENGTH	TEAM	ADJ.	CONF.	ADJ CONF.
Average RPI Loss:	2	RECORD	PCT. RANK	GAMES	SCHEDULE	OF SCHEDULE	RPI	RPI	RPI	RPI
DIV. I ONLY	8- 1	26	8-1	173	11	40	40	1	1	
DIV. I NON-CONF.	8- 1	26	8-1	172	11	40	40	1	1	
TOTALS	RPI 1-25	RPI 26-50	W-L RECORDS	RPI 51-100	RPI 101-150	RPI 150+				
8- 1	0- 1	0- 0	OVERALL	3- 0	1- 0	4- 0				
5- 1	0- 1	0- 0	HOME	1- 0	1- 0	3- 0				
3- 0	0- 0	0- 0	AWAY	2- 0	0- 0	1- 0				
0- 0	0- 0	0- 0	NEUTRAL	0- 0	0- 0	0- 0				
8- 1	0- 1	0- 0	NON-CONFERENCE	3- 0	1- 0	4- 0				
5- 1	0- 1	0- 0	HOME	1- 0	1- 0	3- 0				
3- 0	0- 0	0- 0	AWAY	2- 0	0- 0	1- 0				
0- 0	0- 0	0- 0	NEUTRAL	0- 0	0- 0	0- 0				
0- 0	0- 0	0- 0	CONFERENCE	0- 0	0- 0	0- 0				
0- 0	0- 0	0- 0	HOME	0- 0	0- 0	0- 0				
0- 0	0- 0	0- 0	AWAY	0- 0	0- 0	0- 0				
0- 0	0- 0	0- 0	NEUTRAL	0- 0	0- 0	0- 0				

RPI 1-25				RPI 26-50		Team's RPI: 40		RPI 51-100				RPI 101+				
RPI	S	Opponent	Score	RPI	S	Opponent	Score	RPI	S	Opponent	Score	RPI	S	Opponent	Score	
2	H	Missouri St.	69 77					63	H	Arizona St.	80 66	124	H	Montana St.	71 60	
								73	A	Notre Dame	75 67	192	H	Milwaukee	77 61	
								87	A	George Washington	83 50	241	H	Vermont	90 58	
												268	A	American	70 53	
												307	H	Bryant	101 56	
LAST 10 Division I																
				124	H	Montana St.	71 60			87	A	George Washington	83 50			
				63	H	Arizona St.	80 66			268	A	American	70 53			
				192	H	Milwaukee	77 61			73	A	Notre Dame	75 67			
				241	H	Vermont	90 58			307	H	Bryant	101 56			
				2	H	Missouri St.	69 77									

Non-Div I Games:

Minnesota

■ Loss,
 ■ Non-Conf, S Site,
 ■ Home
 ■ Away
 N Neutral

Average RPI Win:	131	WON-LOST	WINNING	LAST 10	STRENGTH OF	OPP. STRENGTH	TEAM	ADJ.	CONF.	ADJ CONF.
Average RPI Loss:	33	RECORD	PCT. RANK	GAMES	SCHEDULE	OF SCHEDULE	RPI	RPI	RPI	RPI
DIV. I ONLY	8- 2	45	8-2	6	143	10	10	6	6	
DIV. I NON-CONF.	8- 2	45	8-2	7	142	10	10	6	6	
TOTALS	RPI 1-25	RPI 26-50	W-L RECORDS	RPI 51-100	RPI 101-150	RPI 150+				
8- 2	0- 1	1- 0	OVERALL	2- 1	3- 0	2- 0				
4- 1	0- 0	1- 0	HOME	0- 1	2- 0	1- 0				
2- 0	0- 0	0- 0	AWAY	1- 0	0- 0	1- 0				
2- 1	0- 1	0- 0	NEUTRAL	1- 0	1- 0	0- 0				
8- 2	0- 1	1- 0	NON-CONFERENCE	2- 1	3- 0	2- 0				
4- 1	0- 0	1- 0	HOME	0- 1	2- 0	1- 0				
2- 0	0- 0	0- 0	AWAY	1- 0	0- 0	1- 0				
2- 1	0- 1	0- 0	NEUTRAL	1- 0	1- 0	0- 0				
0- 0	0- 0	0- 0	CONFERENCE	0- 0	0- 0	0- 0				
0- 0	0- 0	0- 0	HOME	0- 0	0- 0	0- 0				
0- 0	0- 0	0- 0	AWAY	0- 0	0- 0	0- 0				
0- 0	0- 0	0- 0	NEUTRAL	0- 0	0- 0	0- 0				

RPI 1-25				RPI 26-50				RPI 51-100				RPI 101+			
RPI	S	Opponent	Score	RPI	S	Opponent	Score	RPI	S	Opponent	Score	RPI	S	Opponent	Score
5	N	Stanford	62 67	46	H	Troy	122 82	51	A	Marquette	74 68	118	H	Murray St.	124 43
								60	H	West Virginia	65 71	128	N	San Francisco	73 38
								84	N	Green Bay	83 58	143	H	UT Martin	82 46
												210	H	Southern Miss.	91 58
												270	A	Jackson St.	92 53
LAST 10 Division I															
270	A	Jackson St.	92 53	60	H	West Virginia	65 71	5	N	Stanford	62 67				
46	H	Troy	122 82	84	N	Green Bay	83 58								
118	H	Murray St.	124 43	128	N	San Francisco	73 38								
143	H	UT Martin	82 46	51	A	Marquette	74 68								
210	H	Southern Miss.	91 58												

Non-Div I Games:

Mississippi St.

Average RPI Win:	350	WON-LOST	WINNING	LAST 10	STRENGTH OF	OPP. STRENGTH	TEAM	ADJ.	CONF.	ADJ CONF.
Average RPI Loss:	209	RECORD	PCT. RANK	GAMES	SCHEDULE	OF SCHEDULE	RPI	RPI	RPI	RPI
DIV. I ONLY	1- 8	324	1-8	230	340	336	336	28	28	
DIV. I NON-CONF.	1- 8	324	1-8	230	340	336	336	28	28	
TOTALS	RPI 1-25	RPI 26-50	W-L RECORDS	RPI 51-100	RPI 101-150	RPI 150+				
1- 8	0- 0	0- 0	OVERALL	0- 0	0- 3	1- 5				
1- 2	0- 0	0- 0	HOME	0- 0	0- 2	1- 0				
0- 5	0- 0	0- 0	AWAY	0- 0	0- 1	0- 4				
0- 1	0- 0	0- 0	NEUTRAL	0- 0	0- 0	0- 1				
1- 8	0- 0	0- 0	NON-CONFERENCE	0- 0	0- 3	1- 5				
1- 2	0- 0	0- 0	HOME	0- 0	0- 2	1- 0				
0- 5	0- 0	0- 0	AWAY	0- 0	0- 1	0- 4				
0- 1	0- 0	0- 0	NEUTRAL	0- 0	0- 0	0- 1				
0- 0	0- 0	0- 0	CONFERENCE	0- 0	0- 0	0- 0				
0- 0	0- 0	0- 0	HOME	0- 0	0- 0	0- 0				
0- 0	0- 0	0- 0	AWAY	0- 0	0- 0	0- 0				
0- 0	0- 0	0- 0	NEUTRAL	0- 0	0- 0	0- 0				

RPI 1-25			RPI 26-50			RPI 51-100			RPI 101+			Team's RPI: 336
RPI	S	Opponent	Score	RPI	S	Opponent	Score	RPI	S	Opponent	Score	
								118	H	Murray St.	66	72
								123	H	Austin Peay	82	100
								142	A	Wyoming	22	95
								210	A	Southern Miss.	80	84
								237	A	North Ala.	60	86
								274	N	Omaha	70	78
								279	A	Ole Miss	53	72
								286	A	Colorado St.	46	65
								350	H	Florida A&M	71	70
LAST 10 Division I												
123	H	Austin Peay	82	100	286	A	Colorado St.	46	65			
118	H	Murray St.	66	72	142	A	Wyoming	22	95			
237	A	North Ala.	60	86	350	H	Florida A&M	71	70			
279	A	Ole Miss	53	72	274	N	Omaha	70	78			
					210	A	Southern Miss.	80	84			

Non-Div I Games:

Mississippi Val.

Average RPI Win:	168	WON-LOST	WINNING	LAST 10	STRENGTH OF	OPP. STRENGTH	TEAM	ADJ.	CONF.	ADJ CONF.
Average RPI Loss:	81	RECORD	PCT. RANK	GAMES	SCHEDULE	OF SCHEDULE	RPI	RPI	RPI	RPI
DIV. I ONLY	3- 7	244	3-7	37	109	179	179	6	6	
DIV. I NON-CONF.	3- 7	245	3-7	38	109	177	177	6	6	
TOTALS	RPI 1-25	RPI 26-50	W-L RECORDS	RPI 51-100	RPI 101-150	RPI 150+				
3- 7	0- 1	1- 0	OVERALL	0- 5	0- 0	2- 1				
3- 2	0- 0	1- 0	HOME	0- 2	0- 0	2- 0				
0- 3	0- 1	0- 0	AWAY	0- 1	0- 0	0- 1				
0- 2	0- 0	0- 0	NEUTRAL	0- 2	0- 0	0- 0				
3- 7	0- 1	1- 0	NON-CONFERENCE	0- 5	0- 0	2- 1				
3- 2	0- 0	1- 0	HOME	0- 2	0- 0	2- 0				
0- 3	0- 1	0- 0	AWAY	0- 1	0- 0	0- 1				
0- 2	0- 0	0- 0	NEUTRAL	0- 2	0- 0	0- 0				
0- 0	0- 0	0- 0	CONFERENCE	0- 0	0- 0	0- 0				
0- 0	0- 0	0- 0	HOME	0- 0	0- 0	0- 0				
0- 0	0- 0	0- 0	AWAY	0- 0	0- 0	0- 0				
0- 0	0- 0	0- 0	NEUTRAL	0- 0	0- 0	0- 0				

RPI 1-25				RPI 26-50				RPI 51-100				RPI 101+				Team's RPI: 179	
RPI	S	Opponent	Score	RPI	S	Opponent	Score	RPI	S	Opponent	Score	RPI	S	Opponent	Score		
15	A	South Dakota	56 72	33	H	Saint Louis	83 58	58	H	UNI	73 78	163	A	UMKC	56 59		
								65	N	North Carolina	69 82	206	H	Western Ill.	97 89		
								83	H	Nebraska	85 90	266	H	SIUE	68 51		
								84	A	Green Bay	64 72						
								98	N	New Mexico	68 71						
LAST 10 Division I																	
				163	A	UMKC	56 59	33	H	Saint Louis	83 58						
				84	A	Green Bay	64 72	65	N	North Carolina	69 82						
				58	H	UNI	73 78	98	N	New Mexico	68 71						
				83	H	Nebraska	85 90	266	H	SIUE	68 51						
				206	H	Western Ill.	97 89	15	A	South Dakota	56 72						

Non-Div I Games:

Missouri

■ Loss,
 ■ Non-Conf, S Site,
 ■ Home
 ■ Away
 N Neutral

Average RPI Win: 102		WON-LOST	WINNING	LAST 10	STRENGTH OF		OPP. STRENGTH	TEAM	ADJ.	CONF.	ADJ CONF.
Average RPI Loss: 3		RECORD	PCT. RANK	GAMES	SCHEDULE		OF SCHEDULE	RPI	RPI	RPI	RPI
DIV. I ONLY		8- 1	26	8-1	5		24	2	2	5	5
DIV. I NON-CONF.		8- 1	26	8-1	5		24	2	2	5	5
TOTALS		RPI 1-25	RPI 26-50		W-L RECORDS		RPI 51-100	RPI 101-150		RPI 150+	
8- 1		1- 1	1- 0		OVERALL		2- 0	2- 0		2- 0	
4- 0		0- 0	0- 0		HOME		0- 0	2- 0		2- 0	
4- 1		1- 1	1- 0		AWAY		2- 0	0- 0		0- 0	
0- 0		0- 0	0- 0		NEUTRAL		0- 0	0- 0		0- 0	
8- 1		1- 1	1- 0		NON-CONFERENCE		2- 0	2- 0		2- 0	
4- 0		0- 0	0- 0		HOME		0- 0	2- 0		2- 0	
4- 1		1- 1	1- 0		AWAY		2- 0	0- 0		0- 0	
0- 0		0- 0	0- 0		NEUTRAL		0- 0	0- 0		0- 0	
0- 0		0- 0	0- 0		CONFERENCE		0- 0	0- 0		0- 0	
0- 0		0- 0	0- 0		HOME		0- 0	0- 0		0- 0	
0- 0		0- 0	0- 0		AWAY		0- 0	0- 0		0- 0	
0- 0		0- 0	0- 0		NEUTRAL		0- 0	0- 0		0- 0	

RPI 1-25				RPI 26-50				RPI 51-100				RPI 101+			
RPI	S	Opponent	Score	RPI	S	Opponent	Score	RPI	S	Opponent	Score	RPI	S	Opponent	Score
3	A	Oregon St.	69 80	40	A	Minnesota	77 69	55	A	Oklahoma	96 90	126	H	Santa Clara	71 64
15	A	South Dakota	74 66					70	A	Boise St.	72 69	127	H	Wichita St.	68 55
												163	H	UMKC	83 58
												221	H	A&M-Corpus Christi	79 51
LAST 10 Division I															
127	H	Wichita St.	68 55	163	H	UMKC	83 58								
70	A	Boise St.	72 69	15	A	South Dakota	74 66								
221	H	A&M-Corpus Christi	79 51	126	H	Santa Clara	71 64								
40	A	Minnesota	77 69	3	A	Oregon St.	69 80								
				55	A	Oklahoma	96 90								

Non-Div I Games:

Missouri St.

Average RPI Win: 281		WON-LOST	WINNING	LAST 10	STRENGTH OF	OPP. STRENGTH	TEAM	ADJ.	CONF.	ADJ CONF.
Average RPI Loss: 93		RECORD	PCT. RANK	GAMES	SCHEDULE	OF SCHEDULE	RPI	RPI	RPI	RPI
DIV. I ONLY		2- 5	254	2-5	19	282	147	147	21	21
DIV. I NON-CONF.		2- 5	253	2-5	19	282	146	146	20	20
TOTALS	RPI 1-25	RPI 26-50		W-L RECORDS		RPI 51-100	RPI 101-150	RPI 150+		
2- 5	0- 1	0- 0		OVERALL		0- 2	0- 1	2- 1		
1- 1	0- 0	0- 0		HOME		0- 1	0- 0	1- 0		
0- 4	0- 1	0- 0		AWAY		0- 1	0- 1	0- 1		
1- 0	0- 0	0- 0		NEUTRAL		0- 0	0- 0	1- 0		
2- 5	0- 1	0- 0		NON-CONFERENCE		0- 2	0- 1	2- 1		
1- 1	0- 0	0- 0		HOME		0- 1	0- 0	1- 0		
0- 4	0- 1	0- 0		AWAY		0- 1	0- 1	0- 1		
1- 0	0- 0	0- 0		NEUTRAL		0- 0	0- 0	1- 0		
0- 0	0- 0	0- 0		CONFERENCE		0- 0	0- 0	0- 0		
0- 0	0- 0	0- 0		HOME		0- 0	0- 0	0- 0		
0- 0	0- 0	0- 0		AWAY		0- 0	0- 0	0- 0		
0- 0	0- 0	0- 0		NEUTRAL		0- 0	0- 0	0- 0		

RPI 1-25				RPI 26-50				RPI 51-100				RPI 101+				Team's RPI: 147	
RPI	S	Opponent	Score	RPI	S	Opponent	Score	RPI	S	Opponent	Score	RPI	S	Opponent	Score		
9	A	Princeton	40 52					56	H	Providence	52 68	130	A	Bucknell	37 71		
								64	A	Arizona	34 86	205	A	San Diego	49 57		
												228	H	Lafayette	52 44		
												333	N	Purdue Fort Wayne	60 46		
LAST 10 Division I																	
				228	H	Lafayette	52 44	333	N	Purdue Fort Wayne	60 46						
				64	A	Arizona	34 86	205	A	San Diego	49 57						
								9	A	Princeton	40 52						
								56	H	Providence	52 68						
								130	A	Bucknell	37 71						

Non-Div I Games:

Monmouth

■ Loss, ■ Non-Conf, S Site, H Home A Away N Neutral

Average RPI Win: 282		WON-LOST	WINNING	LAST 10	STRENGTH OF	OPP. STRENGTH	TEAM	ADJ.	CONF.	ADJ CONF.
Average RPI Loss: 118		RECORD	PCT. RANK	GAMES	SCHEDULE	OF SCHEDULE	RPI	RPI	RPI	RPI
DIV. I ONLY		3- 3	163	3-3	223	264	229	229	18	18
DIV. I NON-CONF.		3- 3	163	3-3	223	266	229	229	18	18
TOTALS	RPI 1-25		RPI 26-50		W-L RECORDS	RPI 51-100	RPI 101-150		RPI 150+	
3- 3	0- 0		0- 0		OVERALL	0- 1	0- 1		3- 1	
1- 2	0- 0		0- 0		HOME	0- 1	0- 0		1- 1	
2- 0	0- 0		0- 0		AWAY	0- 0	0- 0		2- 0	
0- 1	0- 0		0- 0		NEUTRAL	0- 0	0- 1		0- 0	
3- 3	0- 0		0- 0		NON-CONFERENCE	0- 1	0- 1		3- 1	
1- 2	0- 0		0- 0		HOME	0- 1	0- 0		1- 1	
2- 0	0- 0		0- 0		AWAY	0- 0	0- 0		2- 0	
0- 1	0- 0		0- 0		NEUTRAL	0- 0	0- 1		0- 0	
0- 0	0- 0		0- 0		CONFERENCE	0- 0	0- 0		0- 0	
0- 0	0- 0		0- 0		HOME	0- 0	0- 0		0- 0	
0- 0	0- 0		0- 0		AWAY	0- 0	0- 0		0- 0	
0- 0	0- 0		0- 0		NEUTRAL	0- 0	0- 0		0- 0	

RPI 1-25				RPI 26-50				RPI 51-100				RPI 101+				Team's RPI: 229	
RPI	S	Opponent	Score	RPI	S	Opponent	Score	RPI	S	Opponent	Score	RPI	S	Opponent	Score		
								64	H	Arizona	42	77	126	N	Santa Clara	58	68
												165	H	Fresno St.	63	76	
												223	A	Cal St. Fullerton	71	69	
												283	H	Grand Canyon	72	67	
												341	A	Utah Valley	63	52	
LAST 10 Division I																	
				341	A	Utah Valley	63	52	165	H	Fresno St.	63	76				
				223	A	Cal St. Fullerton	71	69									
				126	N	Santa Clara	58	68									
				64	H	Arizona	42	77									
				283	H	Grand Canyon	72	67									

Non-Div I Games: Mont. St.-Northern 98 45

Montana

■ Loss, ■ Non-Conf, S Site, H Home A Away N Neutral

Average RPI Win:	310	WON-LOST	WINNING	LAST 10	STRENGTH OF	OPP. STRENGTH	TEAM	ADJ.	CONF.	ADJ CONF.
Average RPI Loss:	45	RECORD	PCT. RANK	GAMES	SCHEDULE	OF SCHEDULE	RPI	RPI	RPI	RPI
DIV. I ONLY	2- 3	211	2-3	41	261	124	124	18	18	
DIV. I NON-CONF.	2- 3	212	2-3	41	263	124	124	18	18	
TOTALS	RPI 1-25	RPI 26-50	W-L RECORDS	RPI 51-100	RPI 101-150	RPI 150+				
2- 3	0- 1	0- 1	OVERALL	0- 1	0- 0	2- 0				
1- 1	0- 1	0- 0	HOME	0- 0	0- 0	1- 0				
1- 2	0- 0	0- 1	AWAY	0- 1	0- 0	1- 0				
0- 0	0- 0	0- 0	NEUTRAL	0- 0	0- 0	0- 0				
2- 3	0- 1	0- 1	NON-CONFERENCE	0- 1	0- 0	2- 0				
1- 1	0- 1	0- 0	HOME	0- 0	0- 0	1- 0				
1- 2	0- 0	0- 1	AWAY	0- 1	0- 0	1- 0				
0- 0	0- 0	0- 0	NEUTRAL	0- 0	0- 0	0- 0				
0- 0	0- 0	0- 0	CONFERENCE	0- 0	0- 0	0- 0				
0- 0	0- 0	0- 0	HOME	0- 0	0- 0	0- 0				
0- 0	0- 0	0- 0	AWAY	0- 0	0- 0	0- 0				
0- 0	0- 0	0- 0	NEUTRAL	0- 0	0- 0	0- 0				

RPI 1-25			RPI 26-50			RPI 51-100			RPI 101+			Team's RPI: 124
RPI	S	Opponent	Score	RPI	S	Opponent	Score	RPI	S	Opponent	Score	
7	H	Gonzaga	55 70	40	A	Minnesota	60 71	89	A	South Dakota St.	50 60	276 H UC Davis 77 65
												343 A Seattle U 73 65
LAST 10 Division I												
				276	H	UC Davis	77 65	7	H	Gonzaga	55 70	
								343	A	Seattle U	73 65	
								40	A	Minnesota	60 71	
								89	A	South Dakota St.	50 60	

Non-Div I Games: Carroll (MT) 67 33 Mont. St.-Northern 93 34

Montana St.

Loss, Non-Conf, S Site, H Home A Away N Neutral

Average RPI Win:	217	WON-LOST	WINNING	LAST 10	STRENGTH OF	OPP. STRENGTH	TEAM	ADJ.	CONF.	ADJ CONF.
Average RPI Loss:	112	RECORD	PCT. RANK	GAMES	SCHEDULE	OF SCHEDULE	RPI	RPI	RPI	RPI
DIV. I ONLY	2- 5	254	2-5	241	138	297	297	22	22	
DIV. I NON-CONF.	2- 5	253	2-5	241	137	297	297	22	22	
TOTALS	RPI 1-25	RPI 26-50	W-L RECORDS	RPI 51-100	RPI 101-150	RPI 150+				
2- 5	0- 0	0- 1	OVERALL	0- 1	0- 2	2- 1				
2- 2	0- 0	0- 0	HOME	0- 1	0- 0	2- 1				
0- 3	0- 0	0- 1	AWAY	0- 0	0- 2	0- 0				
0- 0	0- 0	0- 0	NEUTRAL	0- 0	0- 0	0- 0				
2- 5	0- 0	0- 1	NON-CONFERENCE	0- 1	0- 2	2- 1				
2- 2	0- 0	0- 0	HOME	0- 1	0- 0	2- 1				
0- 3	0- 0	0- 1	AWAY	0- 0	0- 2	0- 0				
0- 0	0- 0	0- 0	NEUTRAL	0- 0	0- 0	0- 0				
0- 0	0- 0	0- 0	CONFERENCE	0- 0	0- 0	0- 0				
0- 0	0- 0	0- 0	HOME	0- 0	0- 0	0- 0				
0- 0	0- 0	0- 0	AWAY	0- 0	0- 0	0- 0				
0- 0	0- 0	0- 0	NEUTRAL	0- 0	0- 0	0- 0				

RPI S	Opponent	Score	RPI S	Opponent	Score	RPI S	Opponent	Score	RPI S	Opponent	Score	Team's RPI: 297
45	A Kentucky	54 79	85	H N.C. A&T	56 74	109	A Bowling Green	65 79	133	A Dayton	41 58	
						180	H Saint Francis (PA)	65 54	186	H Stetson	55 58	
						253	H Radford	73 62				
LAST 10 Division I												
133	A Dayton	41 58	180	H Saint Francis (PA)	65 54							
253	H Radford	73 62	186	H Stetson	55 58							
85	H N.C. A&T	56 74	109	A Bowling Green	65 79							
45	A Kentucky	54 79										

Non-Div I Games: Midway 107 55

Morehead St.

Average RPI Win:	319	WON-LOST	WINNING	LAST 10	STRENGTH OF	OPP. STRENGTH	TEAM	ADJ.	CONF.	ADJ CONF.
Average RPI Loss:	183	RECORD	PCT. RANK	GAMES	SCHEDULE	OF SCHEDULE	RPI	RPI	RPI	RPI
DIV. I ONLY	1- 6	308	1-6	125	339	256	256	31	31	
DIV. I NON-CONF.	1- 6	307	1-6	124	339	257	257	31	31	
TOTALS	RPI 1-25	RPI 26-50	W-L RECORDS	RPI 51-100	RPI 101-150	RPI 150+				
1- 6	0- 0	0- 1	OVERALL	0- 2	0- 0	1- 3				
0- 0	0- 0	0- 0	HOME	0- 0	0- 0	0- 0				
1- 6	0- 0	0- 1	AWAY	0- 2	0- 0	1- 3				
0- 0	0- 0	0- 0	NEUTRAL	0- 0	0- 0	0- 0				
1- 6	0- 0	0- 1	NON-CONFERENCE	0- 2	0- 0	1- 3				
0- 0	0- 0	0- 0	HOME	0- 0	0- 0	0- 0				
1- 6	0- 0	0- 1	AWAY	0- 2	0- 0	1- 3				
0- 0	0- 0	0- 0	NEUTRAL	0- 0	0- 0	0- 0				
0- 0	0- 0	0- 0	CONFERENCE	0- 0	0- 0	0- 0				
0- 0	0- 0	0- 0	HOME	0- 0	0- 0	0- 0				
0- 0	0- 0	0- 0	AWAY	0- 0	0- 0	0- 0				
0- 0	0- 0	0- 0	NEUTRAL	0- 0	0- 0	0- 0				

RPI S	Opponent	Score	RPI S	Opponent	Score	RPI S	Opponent	Score	RPI S	Opponent	Score	Team's RPI: 256
42	A Michigan	48 80	51	A Marquette	48 70	274	A Omaha	64 70	313	A Saint Peter's	77 78	
			83	A Nebraska	55 78	319	A Marshall	57 52	335	A Hofstra	39 51	
LAST 10 Division I												
313	A Saint Peter's	77 78	335	A Hofstra	39 51							
319	A Marshall	57 52	42	A Michigan	48 80							
274	A Omaha	64 70										
83	A Nebraska	55 78										
51	A Marquette	48 70										

Non-Div I Games: Washington Adventis84 52 Notre Dame (MD) 113 34

Morgan St.

Mt. St. Mary's

Through Games Of Dec. 14, 2019

Average RPI Win:	290	WON-LOST	WINNING	LAST 10	STRENGTH OF	OPP. STRENGTH	TEAM	ADJ.	CONF.	ADJ CONF.
Average RPI Loss:	137	RECORD	PCT. RANK	GAMES	SCHEDULE	OF SCHEDULE	RPI	RPI	RPI	RPI
DIV. I ONLY	3- 5	221	3-5	264	229	257	257	29	29	
DIV. I NON-CONF.	3- 5	221	3-5	264	228	258	258	29	29	
TOTALS	RPI 1-25	RPI 26-50	W-L RECORDS	RPI 51-100	RPI 101-150	RPI 150+				
3- 5	0- 1	0- 1	OVERALL	0- 0	0- 1	3- 2				
2- 1	0- 0	0- 0	HOME	0- 0	0- 1	2- 0				
1- 4	0- 1	0- 1	AWAY	0- 0	0- 0	1- 2				
0- 0	0- 0	0- 0	NEUTRAL	0- 0	0- 0	0- 0				
3- 5	0- 1	0- 1	NON-CONFERENCE	0- 0	0- 1	3- 2				
2- 1	0- 0	0- 0	HOME	0- 0	0- 1	2- 0				
1- 4	0- 1	0- 1	AWAY	0- 0	0- 0	1- 2				
0- 0	0- 0	0- 0	NEUTRAL	0- 0	0- 0	0- 0				
0- 0	0- 0	0- 0	CONFERENCE	0- 0	0- 0	0- 0				
0- 0	0- 0	0- 0	HOME	0- 0	0- 0	0- 0				
0- 0	0- 0	0- 0	AWAY	0- 0	0- 0	0- 0				
0- 0	0- 0	0- 0	NEUTRAL	0- 0	0- 0	0- 0				

RPI 1-25				RPI 26-50				RPI 51-100				RPI 101+				Team's RPI: 257
RPI	S	Opponent	Score	RPI	S	Opponent	Score	RPI	S	Opponent	Score	RPI	S	Opponent	Score	
13	A	Indiana	52 75	45	A	Kentucky	44 67					106	H	Lehigh	65 66	
												250	A	UMES	76 78	
												253	A	Radford	75 58	
												269	A	Towson	57 73	
												287	H	Loyola Maryland	81 75	
												330	H	UMBC	71 61	
LAST 10 Division I																
269	A	Towson	57 73	250	A	UMES	76 78									
13	A	Indiana	52 75	106	H	Lehigh	65 66									
45	A	Kentucky	44 67	287	H	Loyola Maryland	81 75									
				253	A	Radford	75 58									
				330	H	UMBC	71 61									

Non-Div I Games: Frostburg St. 94 40

Mt. St. Mary's

■ Loss,
 ■ Non-Conf,
 ■ S Site,
 ■ Home
 ■ A Away
 N Neutral

Average RPI Win:	291	WON-LOST	WINNING	LAST 10	STRENGTH OF	OPP. STRENGTH	TEAM	ADJ.	CONF.	ADJ CONF.
Average RPI Loss:	7	RECORD	PCT. RANK	GAMES	SCHEDULE	OF SCHEDULE	RPI	RPI	RPI	RPI
DIV. I ONLY	5- 2	72	5-2	304	70	118	118	22	22	
DIV. I NON-CONF.	5- 2	73	5-2	304	69	118	118	22	22	
TOTALS	RPI 1-25	RPI 26-50	W-L RECORDS	RPI 51-100	RPI 101-150	RPI 150+				
5- 2	0- 2	0- 0	OVERALL	0- 0	0- 0	5- 0				
2- 0	0- 0	0- 0	HOME	0- 0	0- 0	2- 0				
3- 2	0- 2	0- 0	AWAY	0- 0	0- 0	3- 0				
0- 0	0- 0	0- 0	NEUTRAL	0- 0	0- 0	0- 0				
5- 2	0- 2	0- 0	NON-CONFERENCE	0- 0	0- 0	5- 0				
2- 0	0- 0	0- 0	HOME	0- 0	0- 0	2- 0				
3- 2	0- 2	0- 0	AWAY	0- 0	0- 0	3- 0				
0- 0	0- 0	0- 0	NEUTRAL	0- 0	0- 0	0- 0				
0- 0	0- 0	0- 0	CONFERENCE	0- 0	0- 0	0- 0				
0- 0	0- 0	0- 0	HOME	0- 0	0- 0	0- 0				
0- 0	0- 0	0- 0	AWAY	0- 0	0- 0	0- 0				
0- 0	0- 0	0- 0	NEUTRAL	0- 0	0- 0	0- 0				

RPI	S	Opponent	Score
4	A	Louisville	40 76
10	A	Mississippi St.	43 124

RPI	S	Opponent	Score

RPI	S	Opponent	Score

RPI	S	Opponent	Score
222	H	Indiana St.	70 62
261	H	Arkansas St.	77 62
303	A	Lipscomb	67 57
334	A	Evansville	61 59
336	A	Mississippi Val.	72 66

LAST 10 Division I

222	H	Indiana St.	70 62
334	A	Evansville	61 59

261	H	Arkansas St.	77 62
303	A	Lipscomb	67 57
10	A	Mississippi St.	43 124
336	A	Mississippi Val.	72 66
4	A	Louisville	40 76

Non-Div I Games: Christian Bros. 95 59

Murray St.

■ Loss,
 ■ Non-Conf, S Site,
 ■ Home
 ■ Away
 N Neutral

Average RPI Win:	234	WON-LOST	WINNING	LAST 10	STRENGTH OF	OPP. STRENGTH	TEAM	ADJ.	CONF.	ADJ CONF.
Average RPI Loss:	39	RECORD	PCT. RANK	GAMES	SCHEDULE	OF SCHEDULE	RPI	RPI	RPI	RPI
DIV. I ONLY	4- 3	139	4-3	120	57	85	85	31	31	
DIV. I NON-CONF.	4- 3	138	4-3	119	57	86	86	31	31	
TOTALS	RPI 1-25	RPI 26-50	W-L RECORDS	RPI 51-100	RPI 101-150	RPI 150+				
4- 3	0- 1	0- 1	OVERALL	0- 1	1- 0	3- 0				
2- 0	0- 0	0- 0	HOME	0- 0	1- 0	1- 0				
1- 2	0- 1	0- 1	AWAY	0- 0	0- 0	1- 0				
1- 1	0- 0	0- 0	NEUTRAL	0- 1	0- 0	1- 0				
4- 3	0- 1	0- 1	NON-CONFERENCE	0- 1	1- 0	3- 0				
2- 0	0- 0	0- 0	HOME	0- 0	1- 0	1- 0				
1- 2	0- 1	0- 1	AWAY	0- 0	0- 0	1- 0				
1- 1	0- 0	0- 0	NEUTRAL	0- 1	0- 0	1- 0				
0- 0	0- 0	0- 0	CONFERENCE	0- 0	0- 0	0- 0				
0- 0	0- 0	0- 0	HOME	0- 0	0- 0	0- 0				
0- 0	0- 0	0- 0	AWAY	0- 0	0- 0	0- 0				
0- 0	0- 0	0- 0	NEUTRAL	0- 0	0- 0	0- 0				

RPI 1-25				RPI 26-50				RPI 51-100				Team's RPI: 85	RPI 101+			
RPI	S	Opponent	Score	RPI	S	Opponent	Score	RPI	S	Opponent	Score		RPI	S	Opponent	Score
14	A	NC State	44 80	50	A	Georgia	54 72	52	N	Miami (FL)	67 68		113	H	UNC Greensboro	57 48
													261	N	Arkansas St.	55 50
													264	H	ETSU	80 69
													297	A	Morehead St.	74 56
LAST 10 Division I																
				113	H	UNC Greensboro	57 48	50	A	Georgia	54 72					
				297	A	Morehead St.	74 56	14	A	NC State	44 80					
				261	N	Arkansas St.	55 50									
				52	N	Miami (FL)	67 68									
				264	H	ETSU	80 69									

Non-Div I Games: Saint Augustine's 75 44 Johnson & Wales (NC121 61

N.C. A&T

■ Loss,
 ■ Non-Conf, S Site,
 ■ Home
 ■ Away
 N Neutral

N.C. Central

Through Games Of Dec. 14, 2019

Average RPI Win:	144	WON-LOST	WINNING	LAST 10	STRENGTH OF	OPP. STRENGTH	TEAM	ADJ.	CONF.	ADJ CONF.
Average RPI Loss:	187	RECORD	PCT. RANK	GAMES	SCHEDULE	OF SCHEDULE	RPI	RPI	RPI	RPI
DIV. I ONLY	1- 9	331	1-9	156	299	317	317	31	31	
DIV. I NON-CONF.	1- 9	331	1-9	157	298	316	316	31	31	
TOTALS	RPI 1-25	RPI 26-50	W-L RECORDS	RPI 51-100	RPI 101-150	RPI 150+				
1- 9	0- 1	0- 0	OVERALL	0- 3	1- 0	0- 5				
1- 3	0- 0	0- 0	HOME	0- 0	1- 0	0- 3				
0- 5	0- 1	0- 0	AWAY	0- 3	0- 0	0- 1				
0- 1	0- 0	0- 0	NEUTRAL	0- 0	0- 0	0- 1				
1- 9	0- 1	0- 0	NON-CONFERENCE	0- 3	1- 0	0- 5				
1- 3	0- 0	0- 0	HOME	0- 0	1- 0	0- 3				
0- 5	0- 1	0- 0	AWAY	0- 3	0- 0	0- 1				
0- 1	0- 0	0- 0	NEUTRAL	0- 0	0- 0	0- 1				
0- 0	0- 0	0- 0	CONFERENCE	0- 0	0- 0	0- 0				
0- 0	0- 0	0- 0	HOME	0- 0	0- 0	0- 0				
0- 0	0- 0	0- 0	AWAY	0- 0	0- 0	0- 0				
0- 0	0- 0	0- 0	NEUTRAL	0- 0	0- 0	0- 0				

RPI	S	Opponent	Score	RPI	S	Opponent	Score	RPI	S	Opponent	Score	RPI	S	Opponent	Score	Team's RPI: 317
25	A	Iowa	50 102					57	A	California	69 90	144	H	Campbell	67 64	
								61	A	CSU Bakersfield	71 80	238	N	Penn St.	68 92	
								65	A	North Carolina	53 92	300	H	FIU	58 59	
												302	H	High Point	58 78	
												304	A	Col. of Charleston	78 85	
												332	H	Winthrop	46 56	
LAST 10 Division I																
61	A	CSU Bakersfield	71 80	25	A	Iowa	50 102	57	A	California	69 90	300	H	FIU	58 59	
238	N	Penn St.	68 92	65	A	North Carolina	53 92	304	A	Col. of Charleston	78 85	332	H	Winthrop	46 56	
57	A	California	69 90													
302	H	High Point	58 78													
144	H	Campbell	67 64													

Non-Div I Games:

N.C. Central

Loss, Non-Conf, S Site, H Home A Away N Neutral

N
C
S
t
a
t
e

NC State				Through Games Of Dec. 14, 2019						
Average RPI Win:	149	WON-LOST	WINNING	LAST 10	STRENGTH OF	OPP. STRENGTH	TEAM	ADJ.	CONF.	ADJ CONF.
Average RPI Loss:	0	RECORD	PCT. RANK	GAMES	SCHEDULE	OF SCHEDULE	RPI	RPI	RPI	RPI
DIV. I ONLY	9- 0	1	9-0	126	26	14	14	3	3	
DIV. I NON-CONF.	9- 0	1	9-0	125	26	14	14	3	3	

TOTALS	RPI 1-25		RPI 26-50		W-L RECORDS		RPI 51-100		RPI 101-150	RPI 150+
9- 0	0- 0		1- 0		OVERALL		1- 0		2- 0	5- 0
5- 0	0- 0		1- 0		HOME		1- 0		0- 0	3- 0
2- 0	0- 0		0- 0		AWAY		0- 0		0- 0	2- 0
2- 0	0- 0		0- 0		NEUTRAL		0- 0		2- 0	0- 0
9- 0	0- 0		1- 0		NON-CONFERENCE		1- 0		2- 0	5- 0
5- 0	0- 0		1- 0		HOME		1- 0		0- 0	3- 0
2- 0	0- 0		0- 0		AWAY		0- 0		0- 0	2- 0
2- 0	0- 0		0- 0		NEUTRAL		0- 0		2- 0	0- 0
0- 0	0- 0		0- 0		CONFERENCE		0- 0		0- 0	0- 0
0- 0	0- 0		0- 0		HOME		0- 0		0- 0	0- 0
0- 0	0- 0		0- 0		AWAY		0- 0		0- 0	0- 0
0- 0	0- 0		0- 0		NEUTRAL		0- 0		0- 0	0- 0

RPI 1-25 Team's RPI: 14										
RPI S	Opponent	Score	RPI 26-50		RPI 51-100		RPI 101+			
RPI S	Opponent	Score	RPI S	Opponent	Score	RPI S	Opponent	Score	RPI S	Opponent
39	H Maryland	66 59	85	H N.C. A&T	80 44	134	N North Texas	76 65	136	N Texas
						155	A Saint Mary's (CA)	87 70	156	H Lamar University
						160	A Hawaii	68 59	203	H Maine
						277	H UNCW	80 40		

LAST 10 Division I										
136	N Texas	84 73	39	H Maryland	66 59	134	N North Texas	76 65		
155	A Saint Mary's (CA)	87 70	160	A Hawaii	68 59	85	H N.C. A&T	80 44		
203	H Maine	62 34								
156	H Lamar University	81 40								
277	H UNCW	80 40								

N
C
S
t
a
t
e

Non-Div I Games:

NC State

Average RPI Win:	275	WON-LOST	WINNING	LAST 10	STRENGTH OF	OPP. STRENGTH	TEAM	ADJ.	CONF.	ADJ CONF.
Average RPI Loss:	181	RECORD	PCT. RANK	GAMES	SCHEDULE	OF SCHEDULE	RPI	RPI	RPI	RPI
DIV. I ONLY	3- 8	272	3-7	260	287	301	301	15	15	
DIV. I NON-CONF.	3- 8	272	3-7	260	286	301	301	15	15	
TOTALS	RPI 1-25	RPI 26-50	W-L RECORDS	RPI 51-100	RPI 101-150	RPI 150+				
3- 8	0- 0	0- 1	OVERALL	0- 2	0- 1	3- 4				
2- 3	0- 0	0- 0	HOME	0- 2	0- 0	2- 1				
1- 5	0- 0	0- 1	AWAY	0- 0	0- 1	1- 3				
0- 0	0- 0	0- 0	NEUTRAL	0- 0	0- 0	0- 0				
3- 8	0- 0	0- 1	NON-CONFERENCE	0- 2	0- 1	3- 4				
2- 3	0- 0	0- 0	HOME	0- 2	0- 0	2- 1				
1- 5	0- 0	0- 1	AWAY	0- 0	0- 1	1- 3				
0- 0	0- 0	0- 0	NEUTRAL	0- 0	0- 0	0- 0				
0- 0	0- 0	0- 0	CONFERENCE	0- 0	0- 0	0- 0				
0- 0	0- 0	0- 0	HOME	0- 0	0- 0	0- 0				
0- 0	0- 0	0- 0	AWAY	0- 0	0- 0	0- 0				
0- 0	0- 0	0- 0	NEUTRAL	0- 0	0- 0	0- 0				

RPI 1-25				RPI 26-50				RPI 51-100				RPI 101+				Team's RPI: 301	
RPI	S	Opponent	Score	RPI	S	Opponent	Score	RPI	S	Opponent	Score	RPI	S	Opponent	Score		
				48	A	Colorado	57 80	75	H	Colgate	52 79	150	A	Cornell	44 68		
								100	H	Penn	51 85	196	A	Wagner	59 61		
												219	H	St. Francis Brooklyn	88 69		
												241	A	Vermont	59 65		
												293	A	Hartford	61 52		
												295	A	Air Force	48 68		
												313	H	Saint Peter's	76 73		
												339	H	Fairleigh Dickinson	59 68		
LAST 10 Division I																	
				219	H	St. Francis Brooklyn	88 69	241	A	Vermont	59 65						
				196	A	Wagner	59 61	339	H	Fairleigh Dickinson	59 68						
				150	A	Cornell	44 68	293	A	Hartford	61 52						
				100	H	Penn	51 85	313	H	Saint Peter's	76 73						
				48	A	Colorado	57 80	295	A	Air Force	48 68						

Non-Div I Games:

NJIT

■ Loss,
 ■ Non-Conf,
 S Site,
 ■ Home
 ■ Away
 N Neutral

Average RPI Win:	202	WON-LOST	WINNING	LAST 10	STRENGTH OF	OPP. STRENGTH	TEAM	ADJ.	CONF.	ADJ CONF.
Average RPI Loss:	181	RECORD	PCT. RANK	GAMES	SCHEDULE	OF SCHEDULE	RPI	RPI	RPI	RPI
DIV. I ONLY	4- 4	163	4-4	214	182	170	170	14	14	
DIV. I NON-CONF.	4- 4	163	4-4	214	180	167	167	14	14	
TOTALS	RPI 1-25	RPI 26-50	W-L RECORDS	RPI 51-100	RPI 101-150	RPI 150+				
4- 4	0- 0	0- 0	OVERALL	0- 1	1- 0	3- 3				
3- 0	0- 0	0- 0	HOME	0- 0	1- 0	2- 0				
1- 4	0- 0	0- 0	AWAY	0- 1	0- 0	1- 3				
0- 0	0- 0	0- 0	NEUTRAL	0- 0	0- 0	0- 0				
4- 4	0- 0	0- 0	NON-CONFERENCE	0- 1	1- 0	3- 3				
3- 0	0- 0	0- 0	HOME	0- 0	1- 0	2- 0				
1- 4	0- 0	0- 0	AWAY	0- 1	0- 0	1- 3				
0- 0	0- 0	0- 0	NEUTRAL	0- 0	0- 0	0- 0				
0- 0	0- 0	0- 0	CONFERENCE	0- 0	0- 0	0- 0				
0- 0	0- 0	0- 0	HOME	0- 0	0- 0	0- 0				
0- 0	0- 0	0- 0	AWAY	0- 0	0- 0	0- 0				
0- 0	0- 0	0- 0	NEUTRAL	0- 0	0- 0	0- 0				

RPI 1-25			RPI 26-50			RPI 51-100			RPI 101+			Team's RPI: 170
RPI	S	Opponent	Score	RPI	S	Opponent	Score	RPI	S	Opponent	Score	
						65	A North Carolina	40	80	138	H La Salle	61 46
										187	A Clemson	65 52
										188	H Kennesaw St.	82 62
										203	A Maine	41 46
										215	A Fairfield	52 66
										241	A Vermont	56 64
										295	H Air Force	67 59
LAST 10 Division I												
203	A	Maine	41 46	215	A	Fairfield	52 66					
241	A	Vermont	56 64	138	H	La Salle	61 46					
65	A	North Carolina	40 80	188	H	Kennesaw St.	82 62					
187	A	Clemson	65 52	295	H	Air Force	67 59					

Non-Div I Games: Stevenson 70 36

Navy

Average RPI Win:	197	WON-LOST	WINNING	LAST 10	STRENGTH OF	OPP. STRENGTH	TEAM	ADJ.	CONF.	ADJ CONF.
Average RPI Loss:	6	RECORD	PCT. RANK	GAMES	SCHEDULE	OF SCHEDULE	RPI	RPI	RPI	RPI
DIV. I ONLY	9- 1	15	9-1	284	13	83	83	1	1	
DIV. I NON-CONF.	9- 1	15	9-1	285	13	84	84	1	1	
TOTALS	RPI 1-25	RPI 26-50	W-L RECORDS	RPI 51-100	RPI 101-150	RPI 150+				
9- 1	1- 1	0- 0	OVERALL	1- 0	0- 0	7- 0				
6- 1	1- 1	0- 0	HOME	0- 0	0- 0	5- 0				
1- 0	0- 0	0- 0	AWAY	0- 0	0- 0	1- 0				
2- 0	0- 0	0- 0	NEUTRAL	1- 0	0- 0	1- 0				
9- 1	1- 1	0- 0	NON-CONFERENCE	1- 0	0- 0	7- 0				
6- 1	1- 1	0- 0	HOME	0- 0	0- 0	5- 0				
1- 0	0- 0	0- 0	AWAY	0- 0	0- 0	1- 0				
2- 0	0- 0	0- 0	NEUTRAL	1- 0	0- 0	1- 0				
0- 0	0- 0	0- 0	CONFERENCE	0- 0	0- 0	0- 0				
0- 0	0- 0	0- 0	HOME	0- 0	0- 0	0- 0				
0- 0	0- 0	0- 0	AWAY	0- 0	0- 0	0- 0				
0- 0	0- 0	0- 0	NEUTRAL	0- 0	0- 0	0- 0				

RPI 1-25				RPI 26-50				RPI 51-100 Team's RPI: 83				RPI 101+			
RPI	S	Opponent	Score	RPI	S	Opponent	Score	RPI	S	Opponent	Score	RPI	S	Opponent	Score
6	H	Creighton	74 79					80	N	Southern California	67 54	179	A	Missouri	90 85
23	H	Duke	83 79									208	H	Oral Roberts	77 67
												225	H	Alabama A&M	68 46
												245	H	Southern U.	73 39
												256	H	Morgan St.	78 55
												266	H	SIUE	63 49
												291	N	Sacred Heart	72 49
LAST 10 Division I															
208	H	Oral Roberts	77 67	23	H	Duke	83 79	291	N	Sacred Heart	72 49	6	H	Creighton	74 79
266	H	SIUE	63 49	291	N	Sacred Heart	72 49	80	N	Southern California	67 54	245	H	Southern U.	73 39
256	H	Morgan St.	78 55												
179	A	Missouri	90 85												
225	H	Alabama A&M	68 46												

Non-Div I Games:

Nebraska

■ Loss,
 ■ Non-Conf, S Site,
 ■ Home
 ■ Away
 N Neutral

Average RPI Win: 293		WON-LOST	WINNING	LAST 10	STRENGTH OF	OPP. STRENGTH	TEAM	ADJ.	CONF.	ADJ CONF.
Average RPI Loss: 204		RECORD	PCT. RANK	GAMES	SCHEDULE	OF SCHEDULE	RPI	RPI	RPI	RPI
DIV. I ONLY		4- 4	163	4-4	340	294	324	324	19	19
DIV. I NON-CONF.		4- 3	138	4-3	331	309	293	293	21	21
TOTALS	RPI 1-25	RPI 26-50		W-L RECORDS		RPI 51-100	RPI 101-150	RPI 150+		
4- 4	0- 0	0- 0		OVERALL		0- 0	0- 0	4- 4		
3- 2	0- 0	0- 0		HOME		0- 0	0- 0	3- 2		
1- 2	0- 0	0- 0		AWAY		0- 0	0- 0	1- 2		
0- 0	0- 0	0- 0		NEUTRAL		0- 0	0- 0	0- 0		
4- 3	0- 0	0- 0		NON-CONFERENCE		0- 0	0- 0	4- 3		
3- 1	0- 0	0- 0		HOME		0- 0	0- 0	3- 1		
1- 2	0- 0	0- 0		AWAY		0- 0	0- 0	1- 2		
0- 0	0- 0	0- 0		NEUTRAL		0- 0	0- 0	0- 0		
0- 1	0- 0	0- 0		CONFERENCE		0- 0	0- 0	0- 1		
0- 1	0- 0	0- 0		HOME		0- 0	0- 0	0- 1		
0- 0	0- 0	0- 0		AWAY		0- 0	0- 0	0- 0		
0- 0	0- 0	0- 0		NEUTRAL		0- 0	0- 0	0- 0		

RPI 1-25				RPI 26-50				RPI 51-100				RPI 101+				Team's RPI: 324	
RPI	S	Opponent	Score	RPI	S	Opponent	Score	RPI	S	Opponent	Score	RPI	S	Opponent	Score		
												155	H	Saint Mary's (CA)	78	72	
												159	H	SFA	65	80	
												178	A	Utah	62	68	
												183	A	Portland St.	75	80	
												295	H	Air Force	61	68	
												328	H	Chicago St.	80	60	
												341	A	Utah Valley	60	57	
												347	H	Sacramento St.	83	72	
LAST 10 Division I																	
				178	A	Utah	62	68	295	H	Air Force	61	68				
				347	H	Sacramento St.	83	72	159	H	SFA	65	80				
				155	H	Saint Mary's (CA)	78	72	328	H	Chicago St.	80	60				
									183	A	Portland St.	75	80				
									341	A	Utah Valley	60	57				

Non-Div I Games:	Stanislaus St.	80	62
------------------	----------------	----	----

Nevada

■ Loss, ■ Non-Conf, S Site, H Home A Away N Neutral

New Hampshire

Through Games Of Dec. 14, 2019

Average RPI Win:	325	WON-LOST	WINNING	LAST 10	STRENGTH OF	OPP. STRENGTH	TEAM	ADJ.	CONF.	ADJ CONF.
Average RPI Loss:	187	RECORD	PCT. RANK	GAMES	SCHEDULE	OF SCHEDULE	RPI	RPI	RPI	RPI
DIV. I ONLY	2- 6	276	2-6	331	228	338	338	27	27	
DIV. I NON-CONF.	2- 6	276	2-6	332	227	338	338	27	27	
TOTALS	RPI 1-25	RPI 26-50	W-L RECORDS	RPI 51-100	RPI 101-150	RPI 150+				
2- 6	0- 0	0- 1	OVERALL	0- 0	0- 1	2- 4				
1- 3	0- 0	0- 0	HOME	0- 0	0- 0	1- 3				
1- 3	0- 0	0- 1	AWAY	0- 0	0- 1	1- 1				
0- 0	0- 0	0- 0	NEUTRAL	0- 0	0- 0	0- 0				
2- 6	0- 0	0- 1	NON-CONFERENCE	0- 0	0- 1	2- 4				
1- 3	0- 0	0- 0	HOME	0- 0	0- 0	1- 3				
1- 3	0- 0	0- 1	AWAY	0- 0	0- 1	1- 1				
0- 0	0- 0	0- 0	NEUTRAL	0- 0	0- 0	0- 0				
0- 0	0- 0	0- 0	CONFERENCE	0- 0	0- 0	0- 0				
0- 0	0- 0	0- 0	HOME	0- 0	0- 0	0- 0				
0- 0	0- 0	0- 0	AWAY	0- 0	0- 0	0- 0				
0- 0	0- 0	0- 0	NEUTRAL	0- 0	0- 0	0- 0				

RPI 1-25			RPI 26-50			RPI 51-100			RPI 101+			Team's RPI: 338
RPI	S	Opponent	Score	RPI	S	Opponent	Score	RPI	S	Opponent	Score	
				29	A	Baylor	29 97					
								125	A	Merrimack	54 64	
								161	A	Massachusetts	65 67	
								209	H	Boston U.	64 78	
								272	H	North Dakota St.	61 67	
								307	A	Bryant	68 56	
								325	H	Brown	68 76	
								342	H	Central Conn. St.	70 59	
LAST 10 Division I												
342	H	Central Conn. St.	70 59	325	H	Brown	68 76					
161	A	Massachusetts	65 67	125	A	Merrimack	54 64					
272	H	North Dakota St.	61 67	209	H	Boston U.	64 78					
				307	A	Bryant	68 56					
				29	A	Baylor	29 97					

Non-Div I Games: Wheaton (MA) 89 44

New Hampshire

■ Loss,
 ■ Non-Conf, S Site,
 ■ Home
 ■ Away
 N Neutral

Average RPI Win:	230	WON-LOST	WINNING	LAST 10	STRENGTH OF	OPP. STRENGTH	TEAM	ADJ.	CONF.	ADJ CONF.
Average RPI Loss:	84	RECORD	PCT. RANK	GAMES	SCHEDULE	OF SCHEDULE	RPI	RPI	RPI	RPI
DIV. I ONLY	6- 4	124	6-4	113	175	98	98	19	19	
DIV. I NON-CONF.	6- 2	61	6-2	118	197	55	55	21	21	
TOTALS	RPI 1-25	RPI 26-50	W-L RECORDS	RPI 51-100	RPI 101-150	RPI 150+				
6- 4	0- 0	0- 0	OVERALL	0- 3	1- 1	5- 0				
3- 1	0- 0	0- 0	HOME	0- 0	1- 1	2- 0				
2- 2	0- 0	0- 0	AWAY	0- 2	0- 0	2- 0				
1- 1	0- 0	0- 0	NEUTRAL	0- 1	0- 0	1- 0				
6- 2	0- 0	0- 0	NON-CONFERENCE	0- 2	1- 0	5- 0				
3- 0	0- 0	0- 0	HOME	0- 0	1- 0	2- 0				
2- 1	0- 0	0- 0	AWAY	0- 1	0- 0	2- 0				
1- 1	0- 0	0- 0	NEUTRAL	0- 1	0- 0	1- 0				
0- 2	0- 0	0- 0	CONFERENCE	0- 1	0- 1	0- 0				
0- 1	0- 0	0- 0	HOME	0- 0	0- 1	0- 0				
0- 1	0- 0	0- 0	AWAY	0- 1	0- 0	0- 0				
0- 0	0- 0	0- 0	NEUTRAL	0- 0	0- 0	0- 0				

RPI 1-25			RPI 26-50			RPI 51-100			Team's RPI: 98	RPI 101+		
RPI	S	Opponent	Score	RPI	S	Opponent	Score	RPI	S	Opponent	Score	
								60	N	West Virginia	60	73
								63	A	Arizona St.	47	84
								70	A	Boise St.	82	83
										122	H	Houston
										142	H	Wyoming
										179	N	Missouri
										197	A	UTEP
										265	H	UC Riverside
										290	H	Northern Ariz.
										326	A	New Mexico St.
LAST 10 Division I												
								47	84	197	A	UTEP
								66	73	326	A	New Mexico St.
								82	83	122	H	Houston
								60	73	290	H	Northern Ariz.
								71	68	265	H	UC Riverside

Non-Div I Games: Northern N.M. 92 44

New Mexico

■ Loss,
 ■ Non-Conf, S Site,
 ■ Home
 ■ Away
 N Neutral

New Mexico St.

Through Games Of Dec. 14, 2019

Average RPI Win:	248	WON-LOST	WINNING	LAST 10	STRENGTH OF	OPP. STRENGTH	TEAM	ADJ.	CONF.	ADJ CONF.
Average RPI Loss:	232	RECORD	PCT. RANK	GAMES	SCHEDULE	OF SCHEDULE	RPI	RPI	RPI	RPI
DIV. I ONLY	2- 7	290	2-7	279	310	326	326	32	32	
DIV. I NON-CONF.	2- 7	291	2-7	280	311	325	325	32	32	
TOTALS	RPI 1-25	RPI 26-50	W-L RECORDS	RPI 51-100	RPI 101-150	RPI 150+				
2- 7	0- 0	0- 0	OVERALL	0- 1	0- 0	2- 6				
1- 4	0- 0	0- 0	HOME	0- 1	0- 0	1- 3				
1- 1	0- 0	0- 0	AWAY	0- 0	0- 0	1- 1				
0- 2	0- 0	0- 0	NEUTRAL	0- 0	0- 0	0- 2				
2- 7	0- 0	0- 0	NON-CONFERENCE	0- 1	0- 0	2- 6				
1- 4	0- 0	0- 0	HOME	0- 1	0- 0	1- 3				
1- 1	0- 0	0- 0	AWAY	0- 0	0- 0	1- 1				
0- 2	0- 0	0- 0	NEUTRAL	0- 0	0- 0	0- 2				
0- 0	0- 0	0- 0	CONFERENCE	0- 0	0- 0	0- 0				
0- 0	0- 0	0- 0	HOME	0- 0	0- 0	0- 0				
0- 0	0- 0	0- 0	AWAY	0- 0	0- 0	0- 0				
0- 0	0- 0	0- 0	NEUTRAL	0- 0	0- 0	0- 0				

RPI 1-25			RPI 26-50			RPI 51-100			RPI 101+			Team's RPI: 326
RPI	S	Opponent	Score	RPI	S	Opponent	Score	RPI	S	Opponent	Score	
						98 H New Mexico	67 86	197 A UTEP			45 65	
								197 H UTEP			57 63	
								212 H Weber St.			77 47	
								246 N Western Mich.			76 79	
								265 H UC Riverside			58 60	
								284 A Denver			78 75	
								296 H Pepperdine			69 72	
								322 N Georgia St.			51 59	
LAST 10 Division I												
212 H Weber St.			77 47	98 H New Mexico			67 86					
246 N Western Mich.			76 79	197 H UTEP			57 63					
322 N Georgia St.			51 59	284 A Denver			78 75					
197 A UTEP			45 65	265 H UC Riverside			58 60					
296 H Pepperdine			69 72									

Non-Div I Games: Western N.M. 75 56

New Mexico St.

Loss, Non-Conf, S Site, H Home A Away N Neutral

New Orleans

Through Games Of Dec. 14, 2019

Average RPI Win:	279	WON-LOST	WINNING	LAST 10	STRENGTH OF	OPP. STRENGTH	TEAM	ADJ.	CONF.	ADJ CONF.
Average RPI Loss:	120	RECORD	PCT. RANK	GAMES	SCHEDULE	OF SCHEDULE	RPI	RPI	RPI	RPI
DIV. I ONLY	1- 5	302	1-5	11	321	154	154	26	26	
DIV. I NON-CONF.	1- 5	301	1-5	11	321	153	153	26	26	
TOTALS	RPI 1-25	RPI 26-50	W-L RECORDS	RPI 51-100	RPI 101-150	RPI 150+				
1- 5	0- 0	0- 2	OVERALL	0- 0	0- 1	1- 2				
0- 1	0- 0	0- 0	HOME	0- 0	0- 0	0- 1				
1- 4	0- 0	0- 2	AWAY	0- 0	0- 1	1- 1				
0- 0	0- 0	0- 0	NEUTRAL	0- 0	0- 0	0- 0				
1- 5	0- 0	0- 2	NON-CONFERENCE	0- 0	0- 1	1- 2				
0- 1	0- 0	0- 0	HOME	0- 0	0- 0	0- 1				
1- 4	0- 0	0- 2	AWAY	0- 0	0- 1	1- 1				
0- 0	0- 0	0- 0	NEUTRAL	0- 0	0- 0	0- 0				
0- 0	0- 0	0- 0	CONFERENCE	0- 0	0- 0	0- 0				
0- 0	0- 0	0- 0	HOME	0- 0	0- 0	0- 0				
0- 0	0- 0	0- 0	AWAY	0- 0	0- 0	0- 0				
0- 0	0- 0	0- 0	NEUTRAL	0- 0	0- 0	0- 0				

RPI S	Opponent	Score	RPI S	Opponent	Score	RPI S	Opponent	Score	RPI S	Opponent	Score	Team's RPI: 154
30	A Arkansas	52 82	41	A LSU	49 83				140	A Iowa St.	53 71	
									175	A Texas St.	49 51	
									216	H Louisiana	60 65	
									279	A Ole Miss	69 64	
LAST 10 Division I												
175	A Texas St.	49 51	140	A Iowa St.	53 71							
216	H Louisiana	60 65										
279	A Ole Miss	69 64										
30	A Arkansas	52 82										
41	A LSU	49 83										

Non-Div I Games: Pensacola Christian91 31 Tougaloo 91 69

New Orleans

Loss, Non-Conf, S Site, H Home A Away N Neutral

Niagara

Through Games Of Dec. 14, 2019

Average RPI Win:	204	WON-LOST	WINNING	LAST 10	STRENGTH OF	OPP. STRENGTH	TEAM	ADJ.	CONF.	ADJ CONF.
Average RPI Loss:	141	RECORD	PCT. RANK	GAMES	SCHEDULE	OF SCHEDULE	RPI	RPI	RPI	RPI
DIV. I ONLY	1- 7	316	1-7	43	292	252	252	21	21	
DIV. I NON-CONF.	1- 7	315	1-7	43	291	253	253	20	20	
TOTALS	RPI 1-25	RPI 26-50	W-L RECORDS	RPI 51-100	RPI 101-150	RPI 150+				
1- 7	0- 0	0- 1	OVERALL	0- 3	0- 1	1- 2				
1- 1	0- 0	0- 0	HOME	0- 1	0- 0	1- 0				
0- 6	0- 0	0- 1	AWAY	0- 2	0- 1	0- 2				
0- 0	0- 0	0- 0	NEUTRAL	0- 0	0- 0	0- 0				
1- 7	0- 0	0- 1	NON-CONFERENCE	0- 3	0- 1	1- 2				
1- 1	0- 0	0- 0	HOME	0- 1	0- 0	1- 0				
0- 6	0- 0	0- 1	AWAY	0- 2	0- 1	0- 2				
0- 0	0- 0	0- 0	NEUTRAL	0- 0	0- 0	0- 0				
0- 0	0- 0	0- 0	CONFERENCE	0- 0	0- 0	0- 0				
0- 0	0- 0	0- 0	HOME	0- 0	0- 0	0- 0				
0- 0	0- 0	0- 0	AWAY	0- 0	0- 0	0- 0				
0- 0	0- 0	0- 0	NEUTRAL	0- 0	0- 0	0- 0				

RPI S	Opponent	Score	RPI S	Opponent	Score	RPI S	Opponent	Score	RPI S	Opponent	Score	Team's RPI: 252
			38 A Rutgers		37 87	75 A Colgate		72 85	150 A Cornell		59 82	
						93 A Binghamton		55 74	204 H Oakland		77 63	
						95 H Buffalo		67 81	243 A Howard		42 91	
									294 A St. Bonaventure		67 71	
LAST 10 Division I												
			38 A Rutgers		37 87	243 A Howard		42 91				
			95 H Buffalo		67 81	75 A Colgate		72 85				
			294 A St. Bonaventure		67 71	204 H Oakland		77 63				
						150 A Cornell		59 82				
						93 A Binghamton		55 74				

Non-Div I Games:

Niagara

Loss, Non-Conf, S Site, H Home A Away N Neutral

Average RPI Win:	351	WON-LOST	WINNING	LAST 10	STRENGTH OF	OPP. STRENGTH	TEAM	ADJ.	CONF.	ADJ CONF.
Average RPI Loss:	100	RECORD	PCT. RANK	GAMES	SCHEDULE	OF SCHEDULE	RPI	RPI	RPI	RPI
DIV. I ONLY	1- 6	308	1-6	147	151	285	285	26	26	
DIV. I NON-CONF.	1- 6	307	1-6	148	149	286	286	26	26	
TOTALS	RPI 1-25	RPI 26-50	W-L RECORDS	RPI 51-100	RPI 101-150	RPI 150+				
1- 6	0- 1	0- 2	OVERALL	0- 1	0- 0	1- 2				
1- 0	0- 0	0- 0	HOME	0- 0	0- 0	1- 0				
0- 5	0- 1	0- 2	AWAY	0- 0	0- 0	0- 2				
0- 1	0- 0	0- 0	NEUTRAL	0- 1	0- 0	0- 0				
1- 6	0- 1	0- 2	NON-CONFERENCE	0- 1	0- 0	1- 2				
1- 0	0- 0	0- 0	HOME	0- 0	0- 0	1- 0				
0- 5	0- 1	0- 2	AWAY	0- 0	0- 0	0- 2				
0- 1	0- 0	0- 0	NEUTRAL	0- 1	0- 0	0- 0				
0- 0	0- 0	0- 0	CONFERENCE	0- 0	0- 0	0- 0				
0- 0	0- 0	0- 0	HOME	0- 0	0- 0	0- 0				
0- 0	0- 0	0- 0	AWAY	0- 0	0- 0	0- 0				
0- 0	0- 0	0- 0	NEUTRAL	0- 0	0- 0	0- 0				

RPI 1-25				RPI 26-50				RPI 51-100				RPI 101+				Team's RPI: 285	
RPI	S	Opponent	Score	RPI	S	Opponent	Score	RPI	S	Opponent	Score	RPI	S	Opponent	Score		
13	A	Indiana	47 111	27	A	TCU	47 72	94	N	North Florida	61 64	193	A	Jacksonville	55 72		
				41	A	LSU	32 63					230	A	Rice	47 71		
												351	H	La.-Monroe	74 59		
LAST 10 Division I																	
				351	H	La.-Monroe	74 59					94	N	North Florida	61 64		
				41	A	LSU	32 63					193	A	Jacksonville	55 72		
												27	A	TCU	47 72		
												13	A	Indiana	47 111		
												230	A	Rice	47 71		

Non-Div I Games: Southern-N.O. 94 61 Paul Quinn 101 68

Nicholls St.

Average RPI Win:	227	WON-LOST	WINNING	LAST 10	STRENGTH OF	OPP. STRENGTH	TEAM	ADJ.	CONF.	ADJ CONF.
Average RPI Loss:	211	RECORD	PCT. RANK	GAMES	SCHEDULE	OF SCHEDULE	RPI	RPI	RPI	RPI
DIV. I ONLY	5- 3	106	5-3	302	205	224	224	31	31	
DIV. I NON-CONF.	5- 3	105	5-3	302	204	225	225	31	31	
TOTALS	RPI 1-25	RPI 26-50	W-L RECORDS	RPI 51-100	RPI 101-150	RPI 150+				
5- 3	0- 0	0- 0	OVERALL	1- 0	0- 1	4- 2				
2- 2	0- 0	0- 0	HOME	0- 0	0- 1	2- 1				
2- 1	0- 0	0- 0	AWAY	0- 0	0- 0	2- 1				
1- 0	0- 0	0- 0	NEUTRAL	1- 0	0- 0	0- 0				
5- 3	0- 0	0- 0	NON-CONFERENCE	1- 0	0- 1	4- 2				
2- 2	0- 0	0- 0	HOME	0- 0	0- 1	2- 1				
2- 1	0- 0	0- 0	AWAY	0- 0	0- 0	2- 1				
1- 0	0- 0	0- 0	NEUTRAL	1- 0	0- 0	0- 0				
0- 0	0- 0	0- 0	CONFERENCE	0- 0	0- 0	0- 0				
0- 0	0- 0	0- 0	HOME	0- 0	0- 0	0- 0				
0- 0	0- 0	0- 0	AWAY	0- 0	0- 0	0- 0				
0- 0	0- 0	0- 0	NEUTRAL	0- 0	0- 0	0- 0				

RPI 1-25				RPI 26-50				RPI 51-100				RPI 101+				Team's RPI: 224	
RPI	S	Opponent	Score	RPI	S	Opponent	Score	RPI	S	Opponent	Score	RPI	S	Opponent	Score		
								94	N	North Florida	57 54	138	H	La Salle	52	55	
												176	H	Liberty	48	67	
												193	A	Jacksonville	71	64	
												239	A	Hampton	77	56	
												302	H	High Point	72	58	
												308	H	Longwood	49	46	
												319	A	Marshall	69	75	
LAST 10 Division I																	
				239	A	Hampton	77 56					302	H	High Point	72	58	
				308	H	Longwood	49 46					319	A	Marshall	69	75	
				193	A	Jacksonville	71 64					176	H	Liberty	48	67	
						94 N North Florida	57 54										
				138	H	La Salle	52 55										

Non-Div I Games: Virginia-Lynchburg 123 48

Norfolk St.

■ Loss,
 ■ Non-Conf,
 S Site,
 ■ Home
 ■ Away
 N Neutral

Average RPI Win: 271		WON-LOST	WINNING	LAST 10	STRENGTH OF	OPP. STRENGTH	TEAM	ADJ.	CONF.	ADJ CONF.
Average RPI Loss: 112		RECORD	PCT. RANK	GAMES	SCHEDULE	OF SCHEDULE	RPI	RPI	RPI	RPI
DIV. I ONLY		4- 2	87	4-2	337	55	237	237	15	15
DIV. I NON-CONF.		4- 2	85	4-2	338	55	238	238	15	15
TOTALS		RPI 1-25	RPI 26-50	W-L RECORDS	RPI 51-100	RPI 101-150	RPI 150+			
4- 2	0- 1		0- 0	OVERALL	0- 0	0- 0	4- 1			
1- 1	0- 0		0- 0	HOME	0- 0	0- 0	1- 1			
1- 1	0- 1		0- 0	AWAY	0- 0	0- 0	1- 0			
2- 0	0- 0		0- 0	NEUTRAL	0- 0	0- 0	2- 0			
4- 2	0- 1		0- 0	NON-CONFERENCE	0- 0	0- 0	4- 1			
1- 1	0- 0		0- 0	HOME	0- 0	0- 0	1- 1			
1- 1	0- 1		0- 0	AWAY	0- 0	0- 0	1- 0			
2- 0	0- 0		0- 0	NEUTRAL	0- 0	0- 0	2- 0			
0- 0	0- 0		0- 0	CONFERENCE	0- 0	0- 0	0- 0			
0- 0	0- 0		0- 0	HOME	0- 0	0- 0	0- 0			
0- 0	0- 0		0- 0	AWAY	0- 0	0- 0	0- 0			
0- 0	0- 0		0- 0	NEUTRAL	0- 0	0- 0	0- 0			

RPI 1-25				RPI 26-50				RPI 51-100				RPI 101+				Team's RPI: 237	
RPI	S	Opponent	Score	RPI	S	Opponent	Score	RPI	S	Opponent	Score	RPI	S	Opponent	Score		
25	A	Iowa	81 86									195	N	UC Irvine	88 60		
												199	H	Samford	63 79		
												225	N	Alabama A&M	80 65		
												329	A	Tennessee St.	88 63		
												336	H	Mississippi Val.	86 60		
LAST 10 Division I																	
				199	H	Samford	63 79	195	N	UC Irvine	88 60						
				329	A	Tennessee St.	88 63	225	N	Alabama A&M	80 65						
				25	A	Iowa	81 86										
				336	H	Mississippi Val.	86 60										

Non-Div I Games:	Virginia-Lynchburg	128	26	Oakwood	120	38
------------------	--------------------	-----	----	---------	-----	----

North Ala.

■ Loss, ■ Non-Conf, S Site, H Home A Away N Neutral

North Carolina

Through Games Of Dec. 14, 2019

Average RPI Win:	215	WON-LOST	WINNING	LAST 10	STRENGTH OF	OPP. STRENGTH	TEAM	ADJ.	CONF.	ADJ CONF.
Average RPI Loss:	0	RECORD	PCT. RANK	GAMES	SCHEDULE	OF SCHEDULE	RPI	RPI	RPI	RPI
DIV. I ONLY	8- 0	1	8-0	306	82	65	65	3	3	
DIV. I NON-CONF.	8- 0	1	8-0	306	80	66	66	3	3	
TOTALS	RPI 1-25	RPI 26-50	W-L RECORDS	RPI 51-100	RPI 101-150	RPI 150+				
8- 0	0- 0	0- 0	OVERALL	1- 0	1- 0	6- 0				
6- 0	0- 0	0- 0	HOME	0- 0	1- 0	5- 0				
0- 0	0- 0	0- 0	AWAY	0- 0	0- 0	0- 0				
2- 0	0- 0	0- 0	NEUTRAL	1- 0	0- 0	1- 0				
8- 0	0- 0	0- 0	NON-CONFERENCE	1- 0	1- 0	6- 0				
6- 0	0- 0	0- 0	HOME	0- 0	1- 0	5- 0				
0- 0	0- 0	0- 0	AWAY	0- 0	0- 0	0- 0				
2- 0	0- 0	0- 0	NEUTRAL	1- 0	0- 0	1- 0				
0- 0	0- 0	0- 0	CONFERENCE	0- 0	0- 0	0- 0				
0- 0	0- 0	0- 0	HOME	0- 0	0- 0	0- 0				
0- 0	0- 0	0- 0	AWAY	0- 0	0- 0	0- 0				
0- 0	0- 0	0- 0	NEUTRAL	0- 0	0- 0	0- 0				

RPI S	Opponent	Score	RPI S	Opponent	Score	RPI S	Opponent	Score	RPI S	Opponent	Score
						67 N	Temple	71 58	132 H	Illinois	85 60
									170 H	Navy	80 40
									179 N	Missouri	82 69
									226 H	Elon	76 46
									309 H	Western Caro.	92 55
									316 H	Charleston So.	85 54
									317 H	N.C. Central	92 53
LAST 10 Division I											
			317 H	N.C. Central	92 53				132 H	Illinois	85 60
			170 H	Navy	80 40				179 N	Missouri	82 69
			309 H	Western Caro.	92 55				67 N	Temple	71 58
									226 H	Elon	76 46
									316 H	Charleston So.	85 54

Non-Div I Games:

North Carolina

North Dakota

Through Games Of Dec. 14, 2019

Average RPI Win:	244	WON-LOST	WINNING	LAST 10	STRENGTH OF	OPP. STRENGTH	TEAM	ADJ.	CONF.	ADJ CONF.
Average RPI Loss:	97	RECORD	PCT. RANK	GAMES	SCHEDULE	OF SCHEDULE	RPI	RPI	RPI	RPI
DIV. I ONLY	6- 3	87	6-3	217	224	120	120	17	17	
DIV. I NON-CONF.	6- 3	85	6-3	217	223	120	120	17	17	
TOTALS	RPI 1-25	RPI 26-50	W-L RECORDS	RPI 51-100	RPI 101-150	RPI 150+				
6- 3	0- 0	0- 1	OVERALL	1- 1	1- 0	4- 1				
2- 1	0- 0	0- 1	HOME	1- 0	1- 0	0- 0				
4- 2	0- 0	0- 0	AWAY	0- 1	0- 0	4- 1				
0- 0	0- 0	0- 0	NEUTRAL	0- 0	0- 0	0- 0				
6- 3	0- 0	0- 1	NON-CONFERENCE	1- 1	1- 0	4- 1				
2- 1	0- 0	0- 1	HOME	1- 0	1- 0	0- 0				
4- 2	0- 0	0- 0	AWAY	0- 1	0- 0	4- 1				
0- 0	0- 0	0- 0	NEUTRAL	0- 0	0- 0	0- 0				
0- 0	0- 0	0- 0	CONFERENCE	0- 0	0- 0	0- 0				
0- 0	0- 0	0- 0	HOME	0- 0	0- 0	0- 0				
0- 0	0- 0	0- 0	AWAY	0- 0	0- 0	0- 0				
0- 0	0- 0	0- 0	NEUTRAL	0- 0	0- 0	0- 0				

RPI S	Opponent	Score	RPI S	Opponent	Score	RPI S	Opponent	Score	RPI S	Opponent	Score	Team's RPI: 120
26	H Illinois St.	58 66	64	A Arizona	42 74	97	H Valparaiso	65 63	137	H Rhode Island	67 61	
									202	A SMU	51 66	
									281	A Ga. Southern	69 56	
									283	A Grand Canyon	78 76	
									316	A Charleston So.	73 57	
									348	A South Carolina St.	95 53	
LAST 10 Division I												
202	A SMU	51 66	26	H Illinois St.	58 66	281	A Ga. Southern	69 56	137	H Rhode Island	67 61	
316	A Charleston So.	73 57	97	H Valparaiso	65 63	283	A Grand Canyon	78 76				
348	A South Carolina St.	95 53										
64	A Arizona	42 74										

Non-Div I Games: Northland 118 35

North Dakota

Loss, Non-Conf, S Site, H Home A Away N Neutral

Average RPI Win:	338	WON-LOST	WINNING	LAST 10	STRENGTH OF	OPP. STRENGTH	TEAM	ADJ.	CONF.	ADJ CONF.
Average RPI Loss:	103	RECORD	PCT. RANK	GAMES	SCHEDULE	OF SCHEDULE	RPI	RPI	RPI	RPI
DIV. I ONLY	1- 9	331	1-9	102	214	272	272	17	17	
DIV. I NON-CONF.	1- 9	331	1-9	101	213	273	273	17	17	
TOTALS	RPI 1-25	RPI 26-50	W-L RECORDS	RPI 51-100	RPI 101-150	RPI 150+				
1- 9	0- 1	0- 0	OVERALL	0- 4	0- 2	1- 2				
0- 5	0- 0	0- 0	HOME	0- 2	0- 2	0- 1				
1- 4	0- 1	0- 0	AWAY	0- 2	0- 0	1- 1				
0- 0	0- 0	0- 0	NEUTRAL	0- 0	0- 0	0- 0				
1- 9	0- 1	0- 0	NON-CONFERENCE	0- 4	0- 2	1- 2				
0- 5	0- 0	0- 0	HOME	0- 2	0- 2	0- 1				
1- 4	0- 1	0- 0	AWAY	0- 2	0- 0	1- 1				
0- 0	0- 0	0- 0	NEUTRAL	0- 0	0- 0	0- 0				
0- 0	0- 0	0- 0	CONFERENCE	0- 0	0- 0	0- 0				
0- 0	0- 0	0- 0	HOME	0- 0	0- 0	0- 0				
0- 0	0- 0	0- 0	AWAY	0- 0	0- 0	0- 0				
0- 0	0- 0	0- 0	NEUTRAL	0- 0	0- 0	0- 0				

RPI 1-25				RPI 26-50				RPI 51-100				RPI 101+ Team's RPI: 272			
RPI	S	Opponent	Score	RPI	S	Opponent	Score	RPI	S	Opponent	Score	RPI	S	Opponent	Score
6	A	Creighton	59 70					53	A	Bradley	64 70	140	H	Iowa St.	58 86
								58	A	UNI	63 95	142	H	Wyoming	57 66
								73	H	Wisconsin	63 64	157	H	Northern Ill.	68 74
								97	H	Valparaiso	54 66	201	A	Northeastern	61 72
												338	A	New Hampshire	67 61
LAST 10 Division I															
73	H	Wisconsin	63 64	142	H	Wyoming	57 66								
53	A	Bradley	64 70	140	H	Iowa St.	58 86								
338	A	New Hampshire	67 61	6	A	Creighton	59 70								
201	A	Northeastern	61 72	97	H	Valparaiso	54 66								
58	A	UNI	63 95	157	H	Northern Ill.	68 74								

Non-Div I Games:

North Dakota St.

North Florida

Through Games Of Dec. 14, 2019

Average RPI Win:	230	WON-LOST	WINNING	LAST 10	STRENGTH OF	OPP. STRENGTH	TEAM	ADJ.	CONF.	ADJ CONF.
Average RPI Loss:	92	RECORD	PCT. RANK	GAMES	SCHEDULE	OF SCHEDULE	RPI	RPI	RPI	RPI
DIV. I ONLY	4- 5	189	4-5	83	165	94	94	15	15	
DIV. I NON-CONF.	4- 5	190	4-5	81	163	95	95	15	15	
TOTALS	RPI 1-25	RPI 26-50	W-L RECORDS	RPI 51-100	RPI 101-150	RPI 150+				
4- 5	0- 1	0- 0	OVERALL	0- 3	1- 0	3- 1				
0- 0	0- 0	0- 0	HOME	0- 0	0- 0	0- 0				
2- 3	0- 1	0- 0	AWAY	0- 2	0- 0	2- 0				
2- 2	0- 0	0- 0	NEUTRAL	0- 1	1- 0	1- 1				
4- 5	0- 1	0- 0	NON-CONFERENCE	0- 3	1- 0	3- 1				
0- 0	0- 0	0- 0	HOME	0- 0	0- 0	0- 0				
2- 3	0- 1	0- 0	AWAY	0- 2	0- 0	2- 0				
2- 2	0- 0	0- 0	NEUTRAL	0- 1	1- 0	1- 1				
0- 0	0- 0	0- 0	CONFERENCE	0- 0	0- 0	0- 0				
0- 0	0- 0	0- 0	HOME	0- 0	0- 0	0- 0				
0- 0	0- 0	0- 0	AWAY	0- 0	0- 0	0- 0				
0- 0	0- 0	0- 0	NEUTRAL	0- 0	0- 0	0- 0				

RPI 1-25				RPI 26-50				RPI 51-100				RPI 101+			
RPI	S	Opponent	Score	RPI	S	Opponent	Score	RPI	S	Opponent	Score	RPI	S	Opponent	Score
13	A	Indiana	45 72					52	A	Miami (FL)	55 78	108	N	Rider	80 70
								73	A	Wisconsin	62 75	224	N	Norfolk St.	54 57
								99	N	Marist	54 69	225	A	Alabama A&M	73 64
												285	N	Nicholls St.	64 61
												300	A	FIU	64 49
LAST 10 Division I															
13	A	Indiana	45 72	99	N	Marist	54 69	225	A	Alabama A&M	73 64				
285	N	Nicholls St.	64 61	300	A	FIU	64 49	52	A	Miami (FL)	55 78				
224	N	Norfolk St.	54 57	73	A	Wisconsin	62 75								
108	N	Rider	80 70												

Non-Div I Games: Warner 110 46

North Florida

Loss, Non-Conf, S Site, H Home A Away N Neutral

North Texas

Through Games Of Dec. 14, 2019

Average RPI Win:	231	WON-LOST	WINNING	LAST 10	STRENGTH OF	OPP. STRENGTH	TEAM	ADJ.	CONF.	ADJ CONF.
Average RPI Loss:	73	RECORD	PCT. RANK	GAMES	SCHEDULE	OF SCHEDULE	RPI	RPI	RPI	RPI
DIV. I ONLY	3- 4	199	3-4	39	231	134	134	13	13	
DIV. I NON-CONF.	3- 4	200	3-4	40	231	134	134	13	13	
TOTALS	RPI 1-25	RPI 26-50	W-L RECORDS	RPI 51-100	RPI 101-150	RPI 150+				
3- 4	0- 1	0- 0	OVERALL	0- 2	0- 1	3- 0				
2- 1	0- 0	0- 0	HOME	0- 1	0- 0	2- 0				
1- 1	0- 0	0- 0	AWAY	0- 1	0- 0	1- 0				
0- 2	0- 1	0- 0	NEUTRAL	0- 0	0- 1	0- 0				
3- 4	0- 1	0- 0	NON-CONFERENCE	0- 2	0- 1	3- 0				
2- 1	0- 0	0- 0	HOME	0- 1	0- 0	2- 0				
1- 1	0- 0	0- 0	AWAY	0- 1	0- 0	1- 0				
0- 2	0- 1	0- 0	NEUTRAL	0- 0	0- 1	0- 0				
0- 0	0- 0	0- 0	CONFERENCE	0- 0	0- 0	0- 0				
0- 0	0- 0	0- 0	HOME	0- 0	0- 0	0- 0				
0- 0	0- 0	0- 0	AWAY	0- 0	0- 0	0- 0				
0- 0	0- 0	0- 0	NEUTRAL	0- 0	0- 0	0- 0				

RPI 1-25				RPI 26-50				RPI 51-100				RPI 101+				Team's RPI: 134	
RPI	S	Opponent	Score	RPI	S	Opponent	Score	RPI	S	Opponent	Score	RPI	S	Opponent	Score		
14	N	NC State	65 76					61	A	CSU Bakersfield	52 61	136	N	Texas	57 63		
								79	H	UT Arlington	49 68	160	A	Hawaii	66 60		
												216	H	Louisiana	69 66		
												318	H	Alcorn	67 31		
LAST 10 Division I																	
216	H	Louisiana	69 66	79	H	UT Arlington	49 68					318	H	Alcorn	67 31		
14	N	NC State	65 76														
136	N	Texas	57 63														
160	A	Hawaii	66 60														
61	A	CSU Bakersfield	52 61														

Non-Div I Games: Mid-Amer. Christian59 61 Xavier (LA) 68 31

North Texas

Loss, Non-Conf, S Site, H Home A Away N Neutral

Northeastern

Through Games Of Dec. 14, 2019

Average RPI Win:	226	WON-LOST	WINNING	LAST 10	STRENGTH OF	OPP. STRENGTH	TEAM	ADJ.	CONF.	ADJ CONF.
Average RPI Loss:	74	RECORD	PCT. RANK	GAMES	SCHEDULE	OF SCHEDULE	RPI	RPI	RPI	RPI
DIV. I ONLY	3- 6	234	3-6	123	59	201	201	20	20	
DIV. I NON-CONF.	3- 6	235	3-6	122	59	199	199	19	19	
TOTALS	RPI 1-25	RPI 26-50	W-L RECORDS	RPI 51-100	RPI 101-150	RPI 150+				
3- 6	0- 2	0- 0	OVERALL	0- 2	1- 1	2- 1				
2- 3	0- 1	0- 0	HOME	0- 1	0- 1	2- 0				
1- 3	0- 1	0- 0	AWAY	0- 1	1- 0	0- 1				
0- 0	0- 0	0- 0	NEUTRAL	0- 0	0- 0	0- 0				
3- 6	0- 2	0- 0	NON-CONFERENCE	0- 2	1- 1	2- 1				
2- 3	0- 1	0- 0	HOME	0- 1	0- 1	2- 0				
1- 3	0- 1	0- 0	AWAY	0- 1	1- 0	0- 1				
0- 0	0- 0	0- 0	NEUTRAL	0- 0	0- 0	0- 0				
0- 0	0- 0	0- 0	CONFERENCE	0- 0	0- 0	0- 0				
0- 0	0- 0	0- 0	HOME	0- 0	0- 0	0- 0				
0- 0	0- 0	0- 0	AWAY	0- 0	0- 0	0- 0				
0- 0	0- 0	0- 0	NEUTRAL	0- 0	0- 0	0- 0				

RPI 1-25				RPI 26-50				RPI 51-100				RPI 101+ Team's RPI: 201			
RPI	S	Opponent	Score	RPI	S	Opponent	Score	RPI	S	Opponent	Score	RPI	S	Opponent	Score
15	H	South Dakota	76 80					54	H	Yale	63 78	114	A	Harvard	46 44
20	A	Oregon	47 89					68	A	Central Mich.	63 79	133	H	Dayton	60 71
												152	A	Fordham	58 74
												272	H	North Dakota St.	72 61
												293	H	Hartford	60 47
LAST 10 Division I															
				68	A	Central Mich.	63 79	293	H	Hartford	60 47				
				54	H	Yale	63 78	114	A	Harvard	46 44				
				152	A	Fordham	58 74	272	H	North Dakota St.	72 61				
				133	H	Dayton	60 71	15	H	South Dakota	76 80				
				20	A	Oregon	47 89								

Non-Div I Games:

Northeastern

■ Loss,
 ■ Non-Conf, S Site,
 ■ Home
 ■ Away
 N Neutral

Average RPI Win:	297	WON-LOST	WINNING	LAST 10	STRENGTH OF	OPP. STRENGTH	TEAM	ADJ.	CONF.	ADJ CONF.
Average RPI Loss:	201	RECORD	PCT. RANK	GAMES	SCHEDULE	OF SCHEDULE	RPI	RPI	RPI	RPI
DIV. I ONLY	2- 5	254	2-5	238	336	290	290	18	18	
DIV. I NON-CONF.	2- 5	253	2-5	238	336	290	290	18	18	
TOTALS	RPI 1-25	RPI 26-50	W-L RECORDS	RPI 51-100	RPI 101-150	RPI 150+				
2- 5	0- 0	0- 0	OVERALL	0- 1	0- 0	2- 4				
1- 1	0- 0	0- 0	HOME	0- 0	0- 0	1- 1				
1- 4	0- 0	0- 0	AWAY	0- 1	0- 0	1- 3				
0- 0	0- 0	0- 0	NEUTRAL	0- 0	0- 0	0- 0				
2- 5	0- 0	0- 0	NON-CONFERENCE	0- 1	0- 0	2- 4				
1- 1	0- 0	0- 0	HOME	0- 0	0- 0	1- 1				
1- 4	0- 0	0- 0	AWAY	0- 1	0- 0	1- 3				
0- 0	0- 0	0- 0	NEUTRAL	0- 0	0- 0	0- 0				
0- 0	0- 0	0- 0	CONFERENCE	0- 0	0- 0	0- 0				
0- 0	0- 0	0- 0	HOME	0- 0	0- 0	0- 0				
0- 0	0- 0	0- 0	AWAY	0- 0	0- 0	0- 0				
0- 0	0- 0	0- 0	NEUTRAL	0- 0	0- 0	0- 0				

RPI 1-25				RPI 26-50				RPI 51-100				RPI 101+				Team's RPI: 290	
RPI	S	Opponent	Score	RPI	S	Opponent	Score	RPI	S	Opponent	Score	RPI	S	Opponent	Score		
								98	A	New Mexico	76	83	165	A	Fresno St.	66	83
												230	A	Rice	57	71	
												234	A	California Baptist	79	98	
												251	A	Houston Baptist	79	62	
												276	H	UC Davis	61	71	
												343	H	Seattle U	88	80	
LAST 10 Division I																	
				234	A	California Baptist	79	98				276	H	UC Davis	61	71	
				343	H	Seattle U	88	80				251	A	Houston Baptist	79	62	
				98	A	New Mexico	76	83				230	A	Rice	57	71	
												165	A	Fresno St.	66	83	

Non-Div I Games:

Northern Ariz.

■ Loss,
 ■ Non-Conf, S Site,
 ■ Home
 ■ Away
 N Neutral

Average RPI Win:	262	WON-LOST	WINNING	LAST 10	STRENGTH OF	OPP. STRENGTH	TEAM	ADJ.	CONF.	ADJ CONF.
Average RPI Loss:	150	RECORD	PCT. RANK	GAMES	SCHEDULE	OF SCHEDULE	RPI	RPI	RPI	RPI
DIV. I ONLY	3- 5	221	3-5	146	201	181	181	18	18	
DIV. I NON-CONF.	3- 5	221	3-5	147	200	180	180	18	18	
TOTALS	RPI 1-25	RPI 26-50	W-L RECORDS	RPI 51-100	RPI 101-150	RPI 150+				
3- 5	0- 1	0- 1	OVERALL	0- 0	0- 1	3- 2				
1- 2	0- 0	0- 0	HOME	0- 0	0- 1	1- 1				
2- 3	0- 1	0- 1	AWAY	0- 0	0- 0	2- 1				
0- 0	0- 0	0- 0	NEUTRAL	0- 0	0- 0	0- 0				
3- 5	0- 1	0- 1	NON-CONFERENCE	0- 0	0- 1	3- 2				
1- 2	0- 0	0- 0	HOME	0- 0	0- 1	1- 1				
2- 3	0- 1	0- 1	AWAY	0- 0	0- 0	2- 1				
0- 0	0- 0	0- 0	NEUTRAL	0- 0	0- 0	0- 0				
0- 0	0- 0	0- 0	CONFERENCE	0- 0	0- 0	0- 0				
0- 0	0- 0	0- 0	HOME	0- 0	0- 0	0- 0				
0- 0	0- 0	0- 0	AWAY	0- 0	0- 0	0- 0				
0- 0	0- 0	0- 0	NEUTRAL	0- 0	0- 0	0- 0				

RPI	S	Opponent	Score	RPI	S	Opponent	Score	RPI	S	Opponent	Score	RPI	S	Opponent	Score	Team's RPI: 181
5	A	Stanford	36 90	49	A	UCLA	58 92					128	H	San Francisco	83 90	
												202	A	SMU	61 52	
												284	A	Denver	55 74	
												286	H	Colorado St.	58 75	
												289	A	Chattanooga	59 42	
												295	H	Air Force	72 62	
LAST 10 Division I																
284	A	Denver	55 74	49	A	UCLA	58 92					295	H	Air Force	72 62	
289	A	Chattanooga	59 42									202	A	SMU	61 52	
128	H	San Francisco	83 90									5	A	Stanford	36 90	
												286	H	Colorado St.	58 75	

Non-Div I Games:

Northern Colo.

Average RPI Win:	278	WON-LOST	WINNING	LAST 10	STRENGTH OF	OPP. STRENGTH	TEAM	ADJ.	CONF.	ADJ CONF.
Average RPI Loss:	74	RECORD	PCT. RANK	GAMES	SCHEDULE	OF SCHEDULE	RPI	RPI	RPI	RPI
DIV. I ONLY	3- 5	221	3-5	148	125	157	157	11	11	
DIV. I NON-CONF.	3- 5	221	3-5	149	125	156	156	11	11	
TOTALS	RPI 1-25	RPI 26-50	W-L RECORDS	RPI 51-100	RPI 101-150	RPI 150+				
3- 5	0- 2	0- 1	OVERALL	0- 0	0- 1	3- 1				
0- 1	0- 0	0- 0	HOME	0- 0	0- 1	0- 0				
2- 3	0- 1	0- 1	AWAY	0- 0	0- 0	2- 1				
1- 1	0- 1	0- 0	NEUTRAL	0- 0	0- 0	1- 0				
3- 5	0- 2	0- 1	NON-CONFERENCE	0- 0	0- 1	3- 1				
0- 1	0- 0	0- 0	HOME	0- 0	0- 1	0- 0				
2- 3	0- 1	0- 1	AWAY	0- 0	0- 0	2- 1				
1- 1	0- 1	0- 0	NEUTRAL	0- 0	0- 0	1- 0				
0- 0	0- 0	0- 0	CONFERENCE	0- 0	0- 0	0- 0				
0- 0	0- 0	0- 0	HOME	0- 0	0- 0	0- 0				
0- 0	0- 0	0- 0	AWAY	0- 0	0- 0	0- 0				
0- 0	0- 0	0- 0	NEUTRAL	0- 0	0- 0	0- 0				

RPI 1-25				RPI 26-50				RPI 51-100				RPI 101+ Team's RPI: 157			
RPI	S	Opponent	Score	RPI	S	Opponent	Score	RPI	S	Opponent	Score	RPI	S	Opponent	Score
15	N	South Dakota	48 91	26	A	Illinois St.	66 69					114	H	Harvard	53 59
24	A	Purdue	63 68									192	A	Milwaukee	65 78
												272	A	North Dakota St.	74 68
												275	N	Tennessee Tech	82 74
												286	A	Colorado St.	80 75
LAST 10 Division I															
192	A	Milwaukee	65 78	26	A	Illinois St.	66 69								
15	N	South Dakota	48 91	286	A	Colorado St.	80 75								
275	N	Tennessee Tech	82 74	272	A	North Dakota St.	74 68								
24	A	Purdue	63 68	114	H	Harvard	53 59								

Non-Div I Games:

Northern Ill.

Average RPI Win:	306	WON-LOST	WINNING	LAST 10	STRENGTH OF	OPP. STRENGTH	TEAM	ADJ.	CONF.	ADJ CONF.
Average RPI Loss:	130	RECORD	PCT. RANK	GAMES	SCHEDULE	OF SCHEDULE	RPI	RPI	RPI	RPI
DIV. I ONLY	4- 5	189	4-5	265	225	248	248	16	16	
DIV. I NON-CONF.	4- 5	190	4-5	265	224	248	248	16	16	
TOTALS	RPI 1-25	RPI 26-50	W-L RECORDS	RPI 51-100	RPI 101-150	RPI 150+				
4- 5	0- 1	0- 1	OVERALL	0- 0	0- 1	4- 2				
2- 2	0- 1	0- 1	HOME	0- 0	0- 0	2- 0				
1- 3	0- 0	0- 0	AWAY	0- 0	0- 1	1- 2				
1- 0	0- 0	0- 0	NEUTRAL	0- 0	0- 0	1- 0				
4- 5	0- 1	0- 1	NON-CONFERENCE	0- 0	0- 1	4- 2				
2- 2	0- 1	0- 1	HOME	0- 0	0- 0	2- 0				
1- 3	0- 0	0- 0	AWAY	0- 0	0- 1	1- 2				
1- 0	0- 0	0- 0	NEUTRAL	0- 0	0- 0	1- 0				
0- 0	0- 0	0- 0	CONFERENCE	0- 0	0- 0	0- 0				
0- 0	0- 0	0- 0	HOME	0- 0	0- 0	0- 0				
0- 0	0- 0	0- 0	AWAY	0- 0	0- 0	0- 0				
0- 0	0- 0	0- 0	NEUTRAL	0- 0	0- 0	0- 0				

RPI 1-25				RPI 26-50				RPI 51-100				RPI 101+ Team's RPI: 248			
RPI	S	Opponent	Score	RPI	S	Opponent	Score	RPI	S	Opponent	Score	RPI	S	Opponent	Score
4	H	Louisville	57 85	33	H	Saint Louis	42 67					115	A	Belmont	45 62
												194	A	Eastern Ky.	62 69
												274	H	Omaha	57 40
												300	A	FIU	67 45
												303	A	Lipscomb	69 71
												310	H	Central Ark.	72 56
												340	N	Jacksonville St.	66 63
LAST 10 Division I															
300	A	FIU	67 45	4	H	Louisville	57 85	303	A	Lipscomb	69 71				
340	N	Jacksonville St.	66 63	33	H	Saint Louis	42 67	194	A	Eastern Ky.	62 69				
310	H	Central Ark.	72 56												
274	H	Omaha	57 40												
115	A	Belmont	45 62												

Non-Div I Games:

Northern Ky.

■ Loss,
 ■ Non-Conf, S Site,
 ■ Home
 ■ Away
 N Neutral

Northwestern

Through Games Of Dec. 14, 2019

Average RPI Win:	99	WON-LOST	WINNING	LAST 10	STRENGTH OF	OPP. STRENGTH	TEAM	ADJ.	CONF.	ADJ CONF.
Average RPI Loss:	12	RECORD	PCT. RANK	GAMES	SCHEDULE	OF SCHEDULE	RPI	RPI	RPI	RPI
DIV. I ONLY	7- 1	33	7-1	12	62	8	8	1	1	
DIV. I NON-CONF.	7- 1	33	7-1	12	62	8	8	1	1	
TOTALS	RPI 1-25	RPI 26-50	W-L RECORDS	RPI 51-100	RPI 101-150	RPI 150+				
7- 1	1- 1	0- 0	OVERALL	5- 0	0- 0	1- 0				
5- 1	0- 1	0- 0	HOME	4- 0	0- 0	1- 0				
2- 0	1- 0	0- 0	AWAY	1- 0	0- 0	0- 0				
0- 0	0- 0	0- 0	NEUTRAL	0- 0	0- 0	0- 0				
7- 1	1- 1	0- 0	NON-CONFERENCE	5- 0	0- 0	1- 0				
5- 1	0- 1	0- 0	HOME	4- 0	0- 0	1- 0				
2- 0	1- 0	0- 0	AWAY	1- 0	0- 0	0- 0				
0- 0	0- 0	0- 0	NEUTRAL	0- 0	0- 0	0- 0				
0- 0	0- 0	0- 0	CONFERENCE	0- 0	0- 0	0- 0				
0- 0	0- 0	0- 0	HOME	0- 0	0- 0	0- 0				
0- 0	0- 0	0- 0	AWAY	0- 0	0- 0	0- 0				
0- 0	0- 0	0- 0	NEUTRAL	0- 0	0- 0	0- 0				

RPI 1-25				RPI 26-50				RPI 51-100				RPI 101+			
RPI	S	Opponent	Score	RPI	S	Opponent	Score	RPI	S	Opponent	Score	RPI	S	Opponent	Score
12	H	DePaul	68 70					51	A	Marquette	64 56	287	H	Loyola Maryland	67 46
23	A	Duke	63 42					72	H	Dartmouth	79 37				
								75	H	Colgate	73 44				
								86	H	Boston College	66 63				
								97	H	Valparaiso	69 48				
LAST 10 Division I															
12	H	DePaul	68 70	72	H	Dartmouth	79 37								
75	H	Colgate	73 44	86	H	Boston College	66 63								
97	H	Valparaiso	69 48	287	H	Loyola Maryland	67 46								
23	A	Duke	63 42												
51	A	Marquette	64 56												

Non-Div I Games:

Northwestern

■ Loss,
 ■ Non-Conf, S Site,
 ■ Home
 ■ Away
 N Neutral

Average RPI Win: 254		WON-LOST	WINNING	LAST 10	STRENGTH OF	OPP. STRENGTH	TEAM	ADJ.	CONF.	ADJ CONF.
Average RPI Loss: 246		RECORD	PCT. RANK	GAMES	SCHEDULE	OF SCHEDULE	RPI	RPI	RPI	RPI
DIV. I ONLY		1- 3	276	1-3	349	304	349	349	26	26
DIV. I NON-CONF.		1- 3	276	1-3	349	305	349	349	26	26
TOTALS	RPI 1-25		RPI 26-50		W-L RECORDS	RPI 51-100	RPI 101-150		RPI 150+	
1- 3	0- 0		0- 0		OVERALL	0- 0	0- 1		1- 2	
1- 1	0- 0		0- 0		HOME	0- 0	0- 0		1- 1	
0- 2	0- 0		0- 0		AWAY	0- 0	0- 1		0- 1	
0- 0	0- 0		0- 0		NEUTRAL	0- 0	0- 0		0- 0	
1- 3	0- 0		0- 0		NON-CONFERENCE	0- 0	0- 1		1- 2	
1- 1	0- 0		0- 0		HOME	0- 0	0- 0		1- 1	
0- 2	0- 0		0- 0		AWAY	0- 0	0- 1		0- 1	
0- 0	0- 0		0- 0		NEUTRAL	0- 0	0- 0		0- 0	
0- 0	0- 0		0- 0		CONFERENCE	0- 0	0- 0		0- 0	
0- 0	0- 0		0- 0		HOME	0- 0	0- 0		0- 0	
0- 0	0- 0		0- 0		AWAY	0- 0	0- 0		0- 0	
0- 0	0- 0		0- 0		NEUTRAL	0- 0	0- 0		0- 0	

RPI 1-25				RPI 26-50				RPI 51-100				RPI 101+				Team's RPI: 349																			
RPI	S	Opponent	Score	RPI	S	Opponent	Score	RPI	S	Opponent	Score	RPI	S	Opponent	Score																				
												117	A	Texas Tech	49	79																			
												254	H	Grambling	65	61																			
												270	H	Jackson St.	49	66																			
												351	A	La.-Monroe	54	63																			
																		LAST 10 Division I																	
																													254	H	Grambling	65	61		
																													117	A	Texas Tech	49	79		
																													351	A	La.-Monroe	54	63		
												270	H	Jackson St.	49	66																			

Non-Div I Games:	LeTourneau	91	61	LSU-Shreveport	63	68	Central Baptist	61	59
------------------	------------	----	----	----------------	----	----	-----------------	----	----

Northwestern St.

■ Loss, ■ Non-Conf, S Site, H Home A Away N Neutral

Average RPI Win: 178	WON-LOST	WINNING	LAST 10	STRENGTH OF	OPP. STRENGTH	TEAM	ADJ.	CONF.	ADJ CONF.
Average RPI Loss: 67	RECORD	PCT. RANK	GAMES	SCHEDULE	OF SCHEDULE	RPI	RPI	RPI	RPI

DIV. I ONLY	5- 7	210	3-7	4	191	73	73	3	3
DIV. I NON-CONF.	5- 7	211	3-7	4	188	73	73	3	3
TOTALS	RPI 1-25	RPI 26-50	W-L RECORDS	RPI 51-100	RPI 101-150	RPI 150+			
5- 7	0- 3	1- 1	OVERALL	0- 2	1- 0	3- 1			
2- 4	0- 1	0- 1	HOME	0- 1	0- 0	2- 1			
2- 1	0- 1	1- 0	AWAY	0- 0	0- 0	1- 0			
1- 2	0- 1	0- 0	NEUTRAL	0- 1	1- 0	0- 0			
5- 7	0- 3	1- 1	NON-CONFERENCE	0- 2	1- 0	3- 1			
2- 4	0- 1	0- 1	HOME	0- 1	0- 0	2- 1			
2- 1	0- 1	1- 0	AWAY	0- 0	0- 0	1- 0			
1- 2	0- 1	0- 0	NEUTRAL	0- 1	1- 0	0- 0			
0- 0	0- 0	0- 0	CONFERENCE	0- 0	0- 0	0- 0			
0- 0	0- 0	0- 0	HOME	0- 0	0- 0	0- 0			
0- 0	0- 0	0- 0	AWAY	0- 0	0- 0	0- 0			
0- 0	0- 0	0- 0	NEUTRAL	0- 0	0- 0	0- 0			

RPI 1-25				RPI 26-50				RPI 51-100 Team's RPI: 73				RPI 101+			
RPI	S	Opponent	Score	RPI	S	Opponent	Score	RPI	S	Opponent	Score	RPI	S	Opponent	Score
1	A	UConn	57 81	40	H	Minnesota	67 75	89	N	South Dakota St.	59 65	148	N	South Fla.	67 51
12	H	DePaul	94 105	42	A	Michigan	76 72	90	H	Michigan St.	69 72	152	A	Fordham	60 55
18	N	FGCU	60 69									217	H	Tennessee	63 74
												259	H	Toledo	54 51
												287	H	Loyola Maryland	84 60
LAST 10 Division I															
12	H	DePaul	94 105	18	N	FGCU	60 69	42	A	Michigan	76 72	259	H	Toledo	54 51
1	A	UConn	57 81	40	H	Minnesota	67 75	90	H	Michigan St.	69 72	217	H	Tennessee	63 74
148	N	South Fla.	67 51	89	N	South Dakota St.	59 65								

Non-Div I Games:

Notre Dame

Average RPI Win:	323	WON-LOST	WINNING	LAST 10	STRENGTH OF	OPP. STRENGTH	TEAM	ADJ.	CONF.	ADJ CONF.
Average RPI Loss:	109	RECORD	PCT. RANK	GAMES	SCHEDULE	OF SCHEDULE	RPI	RPI	RPI	RPI
DIV. I ONLY	3- 4	199	3-4	245	259	204	204	16	16	
DIV. I NON-CONF.	3- 4	200	3-4	245	261	203	203	16	16	
TOTALS	RPI 1-25	RPI 26-50	W-L RECORDS	RPI 51-100	RPI 101-150	RPI 150+				
3- 4	0- 0	0- 1	OVERALL	0- 2	0- 0	3- 1				
0- 1	0- 0	0- 0	HOME	0- 1	0- 0	0- 0				
2- 3	0- 0	0- 1	AWAY	0- 1	0- 0	2- 1				
1- 0	0- 0	0- 0	NEUTRAL	0- 0	0- 0	1- 0				
3- 4	0- 0	0- 1	NON-CONFERENCE	0- 2	0- 0	3- 1				
0- 1	0- 0	0- 0	HOME	0- 1	0- 0	0- 0				
2- 3	0- 0	0- 1	AWAY	0- 1	0- 0	2- 1				
1- 0	0- 0	0- 0	NEUTRAL	0- 0	0- 0	1- 0				
0- 0	0- 0	0- 0	CONFERENCE	0- 0	0- 0	0- 0				
0- 0	0- 0	0- 0	HOME	0- 0	0- 0	0- 0				
0- 0	0- 0	0- 0	AWAY	0- 0	0- 0	0- 0				
0- 0	0- 0	0- 0	NEUTRAL	0- 0	0- 0	0- 0				

RPI S	Opponent	Score	RPI S	Opponent	Score	RPI S	Opponent	Score	RPI S	Opponent	Score	Team's RPI: 204
42	A Michigan	64 79	53	H Bradley	58 74	252	A Niagara	63 77				
			90	A Michigan St.	56 76	300	A FIU	58 49				
						328	A Chicago St.	98 70				
						340	N Jacksonville St.	61 55				
LAST 10 Division I												
42	A Michigan	64 79	328	A Chicago St.	98 70							
340	N Jacksonville St.	61 55	53	H Bradley	58 74							
300	A FIU	58 49										
252	A Niagara	63 77										
90	A Michigan St.	56 76										

Non-Div I Games: Concordia (MI) 76 42

Oakland

Average RPI Win:	220	WON-LOST	WINNING	LAST 10	STRENGTH OF	OPP. STRENGTH	TEAM	ADJ.	CONF.	ADJ CONF.
Average RPI Loss:	95	RECORD	PCT. RANK	GAMES	SCHEDULE	OF SCHEDULE	RPI	RPI	RPI	RPI
DIV. I ONLY	6- 2	61	6-2	237	113	105	105	11	11	
DIV. I NON-CONF.	6- 2	61	6-2	237	113	105	105	11	11	
TOTALS	RPI 1-25	RPI 26-50	W-L RECORDS	RPI 51-100	RPI 101-150	RPI 150+				
6- 2	1- 0	0- 0	OVERALL	1- 1	0- 1	4- 0				
4- 0	0- 0	0- 0	HOME	1- 0	0- 0	3- 0				
1- 1	1- 0	0- 0	AWAY	0- 0	0- 1	0- 0				
1- 1	0- 0	0- 0	NEUTRAL	0- 1	0- 0	1- 0				
6- 2	1- 0	0- 0	NON-CONFERENCE	1- 1	0- 1	4- 0				
4- 0	0- 0	0- 0	HOME	1- 0	0- 0	3- 0				
1- 1	1- 0	0- 0	AWAY	0- 0	0- 1	0- 0				
1- 1	0- 0	0- 0	NEUTRAL	0- 1	0- 0	1- 0				
0- 0	0- 0	0- 0	CONFERENCE	0- 0	0- 0	0- 0				
0- 0	0- 0	0- 0	HOME	0- 0	0- 0	0- 0				
0- 0	0- 0	0- 0	AWAY	0- 0	0- 0	0- 0				
0- 0	0- 0	0- 0	NEUTRAL	0- 0	0- 0	0- 0				

RPI 1-25				RPI 26-50				RPI 51-100				RPI 101+				Team's RPI: 105
RPI	S	Opponent	Score	RPI	S	Opponent	Score	RPI	S	Opponent	Score	RPI	S	Opponent	Score	
11	A	Ohio St.	74 68					76	H	IUPUI	70 64	111	A	Syracuse	54 66	
								78	N	Butler	55 60	268	H	American	81 69	
												299	N	Pittsburgh	72 50	
												319	H	Marshall	67 51	
												345	H	Incarinate Word	78 41	
LAST 10 Division I																
345	H	Incarinate Word	78 41	76	H	IUPUI	70 64									
11	A	Ohio St.	74 68	78	N	Butler	55 60									
319	H	Marshall	67 51	299	N	Pittsburgh	72 50									
268	H	American	81 69													
111	A	Syracuse	54 66													

Non-Div I Games:

Ohio

Average RPI Win:	102	WON-LOST	WINNING	LAST 10	STRENGTH OF	OPP. STRENGTH	TEAM	ADJ.	CONF.	ADJ CONF.
Average RPI Loss:	40	RECORD	PCT. RANK	GAMES	SCHEDULE	OF SCHEDULE	RPI	RPI	RPI	RPI
DIV. I ONLY	6- 3	87	6-3	2	54	11	11	1	1	
DIV. I NON-CONF.	6- 3	85	6-3	2	54	11	11	1	1	

TOTALS	RPI 1-25	RPI 26-50	W-L RECORDS	RPI 51-100	RPI 101-150	RPI 150+				
6- 3	1- 2	0- 0	OVERALL	3- 0	1- 1	1- 0				
2- 2	1- 1	0- 0	HOME	0- 0	0- 1	1- 0				
2- 0	0- 0	0- 0	AWAY	1- 0	1- 0	0- 0				
2- 1	0- 1	0- 0	NEUTRAL	2- 0	0- 0	0- 0				
6- 3	1- 2	0- 0	NON-CONFERENCE	3- 0	1- 1	1- 0				
2- 2	1- 1	0- 0	HOME	0- 0	0- 1	1- 0				
2- 0	0- 0	0- 0	AWAY	1- 0	1- 0	0- 0				
2- 1	0- 1	0- 0	NEUTRAL	2- 0	0- 0	0- 0				
0- 0	0- 0	0- 0	CONFERENCE	0- 0	0- 0	0- 0				
0- 0	0- 0	0- 0	HOME	0- 0	0- 0	0- 0				
0- 0	0- 0	0- 0	AWAY	0- 0	0- 0	0- 0				
0- 0	0- 0	0- 0	NEUTRAL	0- 0	0- 0	0- 0				

RPI 1-25				Team's RPI: 11				RPI 26-50				RPI 51-100				RPI 101+			
RPI	S	Opponent	Score	RPI	S	Opponent	Score	RPI	S	Opponent	Score	RPI	S	Opponent	Score	RPI	S	Opponent	Score
1	H	UConn	62 73									58	N	UNI	64 46	105	H	Ohio	68 74
4	H	Louisville	67 60									59	A	Kent St.	75 65	139	A	Cincinnati	78 73
15	N	South Dakota	53 68									97	N	Valparaiso	89 38	253	H	Radford	70 57

LAST 10 Division I																			
59	A	Kent St.	75 65	253	H	Radford	70 57	105	H	Ohio	68 74	4	H	Louisville	67 60	58	N	UNI	64 46
139	A	Cincinnati	78 73	15	N	South Dakota	53 68	1	H	UConn	62 73								
97	N	Valparaiso	89 38																

Non-Div I Games:

Ohio St.

Average RPI Win:	140	WON-LOST	WINNING	LAST 10	STRENGTH OF	OPP. STRENGTH	TEAM	ADJ.	CONF.	ADJ CONF.
Average RPI Loss:	72	RECORD	PCT. RANK	GAMES	SCHEDULE	OF SCHEDULE	RPI	RPI	RPI	RPI
DIV. I ONLY	5- 4	149	5-4	18	56	55	55	4	4	
DIV. I NON-CONF.	5- 4	149	5-4	18	56	56	56	4	4	
TOTALS	RPI 1-25	RPI 26-50	W-L RECORDS	RPI 51-100	RPI 101-150	RPI 150+				
5- 4	0- 1	2- 1	OVERALL	0- 0	0- 2	3- 0				
5- 1	0- 1	2- 0	HOME	0- 0	0- 0	3- 0				
0- 3	0- 0	0- 1	AWAY	0- 0	0- 2	0- 0				
0- 0	0- 0	0- 0	NEUTRAL	0- 0	0- 0	0- 0				
5- 4	0- 1	2- 1	NON-CONFERENCE	0- 0	0- 2	3- 0				
5- 1	0- 1	2- 0	HOME	0- 0	0- 0	3- 0				
0- 3	0- 0	0- 1	AWAY	0- 0	0- 2	0- 0				
0- 0	0- 0	0- 0	NEUTRAL	0- 0	0- 0	0- 0				
0- 0	0- 0	0- 0	CONFERENCE	0- 0	0- 0	0- 0				
0- 0	0- 0	0- 0	HOME	0- 0	0- 0	0- 0				
0- 0	0- 0	0- 0	AWAY	0- 0	0- 0	0- 0				
0- 0	0- 0	0- 0	NEUTRAL	0- 0	0- 0	0- 0				

RPI 1-25				RPI 26-50				RPI 51-100				Team's RPI: 55				RPI 101+			
RPI	S	Opponent	Score	RPI	S	Opponent	Score	RPI	S	Opponent	Score	RPI	S	Opponent	Score	RPI	S	Opponent	Score
2	H	Missouri St.	90 96	31	H	Abilene Christian	78 65					122	A	Houston	69 85				
				36	A	Western Ky.	63 74					127	A	Wichita St.	83 88				
				41	H	LSU	90 68					159	H	SFA	75 62				
												213	H	UAB	82 75				
												258	H	Prairie View	94 48				
LAST 10 Division I																			
				41	H	LSU	90 68					36	A	Western Ky.	63 74				
				2	H	Missouri St.	90 96					127	A	Wichita St.	83 88				
				213	H	UAB	82 75					31	H	Abilene Christian	78 65				
				258	H	Prairie View	94 48					122	A	Houston	69 85				
												159	H	SFA	75 62				

Non-Div I Games:

Oklahoma

■ Loss,
 ■ Non-Conf, S Site,
 ■ Home
 ■ Away
 N Neutral

Average RPI Win:	165	WON-LOST	WINNING	LAST 10	STRENGTH OF	OPP. STRENGTH	TEAM	ADJ.	CONF.	ADJ CONF.
Average RPI Loss:	14	RECORD	PCT. RANK	GAMES	SCHEDULE	OF SCHEDULE	RPI	RPI	RPI	RPI
DIV. I ONLY	6- 3	87	6-3	27	63	32	32	4	4	
DIV. I NON-CONF.	6- 3	85	6-3	26	63	32	32	4	4	

TOTALS	RPI 1-25	RPI 26-50	W-L RECORDS	RPI 51-100	RPI 101-150	RPI 150+				
6- 3	0- 3	0- 0	OVERALL	1- 0	1- 0	4- 0				
4- 0	0- 0	0- 0	HOME	0- 0	1- 0	3- 0				
1- 1	0- 1	0- 0	AWAY	0- 0	0- 0	1- 0				
1- 2	0- 2	0- 0	NEUTRAL	1- 0	0- 0	0- 0				
6- 3	0- 3	0- 0	NON-CONFERENCE	1- 0	1- 0	4- 0				
4- 0	0- 0	0- 0	HOME	0- 0	1- 0	3- 0				
1- 1	0- 1	0- 0	AWAY	0- 0	0- 0	1- 0				
1- 2	0- 2	0- 0	NEUTRAL	1- 0	0- 0	0- 0				
0- 0	0- 0	0- 0	CONFERENCE	0- 0	0- 0	0- 0				
0- 0	0- 0	0- 0	HOME	0- 0	0- 0	0- 0				
0- 0	0- 0	0- 0	AWAY	0- 0	0- 0	0- 0				
0- 0	0- 0	0- 0	NEUTRAL	0- 0	0- 0	0- 0				

RPI 1-25				RPI 26-50		Team's RPI: 32		RPI 51-100				RPI 101+			
RPI	S	Opponent	Score	RPI	S	Opponent	Score	RPI	S	Opponent	Score	RPI	S	Opponent	Score
4	N	Louisville	48 69					79	N	UT Arlington	60 47	104	H	Idaho	62 47
17	A	Texas A&M	62 74									156	H	Lamar University	74 53
20	N	Oregon	72 89									174	H	Idaho St.	70 52
												230	H	Rice	69 38
												244	A	Tulsa	78 48
LAST 10 Division I															
17	A	Texas A&M	62 74	4	N	Louisville	48 69								
79	N	UT Arlington	60 47	20	N	Oregon	72 89								
156	H	Lamar University	74 53	230	H	Rice	69 38								
104	H	Idaho	62 47	174	H	Idaho St.	70 52								
				244	A	Tulsa	78 48								

Non-Div I Games:

Oklahoma St.

Average RPI Win:	202	WON-LOST	WINNING	LAST 10	STRENGTH OF	OPP. STRENGTH	TEAM	ADJ.	CONF.	ADJ CONF.
Average RPI Loss:	22	RECORD	PCT. RANK	GAMES	SCHEDULE	OF SCHEDULE	RPI	RPI	RPI	RPI
DIV. I ONLY	7- 1	33	7-1	210	106	47	47	13	13	
DIV. I NON-CONF.	7- 1	33	7-1	210	106	47	47	13	13	
TOTALS	RPI 1-25	RPI 26-50	W-L RECORDS	RPI 51-100	RPI 101-150	RPI 150+				
7- 1	0- 1	0- 0	OVERALL	0- 0	3- 0	4- 0				
3- 0	0- 0	0- 0	HOME	0- 0	1- 0	2- 0				
3- 1	0- 1	0- 0	AWAY	0- 0	1- 0	2- 0				
1- 0	0- 0	0- 0	NEUTRAL	0- 0	1- 0	0- 0				
7- 1	0- 1	0- 0	NON-CONFERENCE	0- 0	3- 0	4- 0				
3- 0	0- 0	0- 0	HOME	0- 0	1- 0	2- 0				
3- 1	0- 1	0- 0	AWAY	0- 0	1- 0	2- 0				
1- 0	0- 0	0- 0	NEUTRAL	0- 0	1- 0	0- 0				
0- 0	0- 0	0- 0	CONFERENCE	0- 0	0- 0	0- 0				
0- 0	0- 0	0- 0	HOME	0- 0	0- 0	0- 0				
0- 0	0- 0	0- 0	AWAY	0- 0	0- 0	0- 0				
0- 0	0- 0	0- 0	NEUTRAL	0- 0	0- 0	0- 0				

RPI 1-25				RPI 26-50		Team's RPI: 47		RPI 51-100				RPI 101+			
RPI	S	Opponent	Score	RPI	S	Opponent	Score	RPI	S	Opponent	Score	RPI	S	Opponent	Score
22	A	Virginia	53 56									104	N	Idaho	67 55
												119	A	Auburn	89 77
												144	H	Campbell	59 44
												164	A	William & Mary	69 58
												250	H	UMES	48 39
												298	A	Cal Poly	61 55
												332	H	Winthrop	68 44
LAST 10 Division I															
				250	H	UMES	48 39			298	A	Cal Poly	61 55		
				164	A	William & Mary	69 58			22	A	Virginia	53 56		
				104	N	Idaho	67 55			332	H	Winthrop	68 44		
										119	A	Auburn	89 77		
										144	H	Campbell	59 44		

Non-Div I Games:

Old Dominion

Average RPI Win: 279		WON-LOST	WINNING	LAST 10	STRENGTH OF	OPP. STRENGTH	TEAM	ADJ.	CONF.	ADJ CONF.
Average RPI Loss: 182		RECORD	PCT. RANK	GAMES	SCHEDULE	OF SCHEDULE	RPI	RPI	RPI	RPI
DIV. I ONLY		5- 5	163	5-5	267	322	279	279	6	6
DIV. I NON-CONF.		5- 5	163	5-5	267	322	280	280	6	6
TOTALS		RPI 1-25	RPI 26-50	W-L RECORDS	RPI 51-100	RPI 101-150	RPI 150+			
5- 5	0- 0		0- 0	OVERALL	0- 0	0- 2	5- 3			
4- 2	0- 0		0- 0	HOME	0- 0	0- 1	4- 1			
0- 2	0- 0		0- 0	AWAY	0- 0	0- 1	0- 1			
1- 1	0- 0		0- 0	NEUTRAL	0- 0	0- 0	1- 1			
5- 5	0- 0		0- 0	NON-CONFERENCE	0- 0	0- 2	5- 3			
4- 2	0- 0		0- 0	HOME	0- 0	0- 1	4- 1			
0- 2	0- 0		0- 0	AWAY	0- 0	0- 1	0- 1			
1- 1	0- 0		0- 0	NEUTRAL	0- 0	0- 0	1- 1			
0- 0	0- 0		0- 0	CONFERENCE	0- 0	0- 0	0- 0			
0- 0	0- 0		0- 0	HOME	0- 0	0- 0	0- 0			
0- 0	0- 0		0- 0	AWAY	0- 0	0- 0	0- 0			
0- 0	0- 0		0- 0	NEUTRAL	0- 0	0- 0	0- 0			

RPI 1-25				RPI 26-50				RPI 51-100				RPI 101+				Team's RPI: 279	
RPI	S	Opponent	Score	RPI	S	Opponent	Score	RPI	S	Opponent	Score	RPI	S	Opponent	Score		
												117	A	Texas Tech	48	84	
												131	H	Southeast Mo. St.	53	70	
												154	H	New Orleans	64	69	
												171	H	Sam Houston St.	75	69	
												210	A	Southern Miss.	53	59	
												218	H	Louisiana Tech	76	53	
												299	N	Pittsburgh	50	58	
												318	N	Alcorn	73	55	
												336	H	Mississippi Val.	72	53	
												351	H	La.-Monroe	66	42	
LAST 10 Division I																	
				131	H	Southeast Mo. St.	53	70	218	H	Louisiana Tech	76	53				
				117	A	Texas Tech	48	84	210	A	Southern Miss.	53	59				
				299	N	Pittsburgh	50	58	154	H	New Orleans	64	69				
				318	N	Alcorn	73	55	351	H	La.-Monroe	66	42				
				171	H	Sam Houston St.	75	69	336	H	Mississippi Val.	72	53				

Non-Div I Games:

Ole Miss

■ Loss, ■ Non-Conf, S Site, H Home A Away N Neutral

Average RPI Win:	252	WON-LOST	WINNING	LAST 10	STRENGTH OF	OPP. STRENGTH	TEAM	ADJ.	CONF.	ADJ CONF.
Average RPI Loss:	150	RECORD	PCT. RANK	GAMES	SCHEDULE	OF SCHEDULE	RPI	RPI	RPI	RPI
DIV. I ONLY	3- 7	244	3-7	208	170	274	274	17	17	
DIV. I NON-CONF.	3- 7	245	3-7	208	169	275	275	17	17	
TOTALS	RPI 1-25	RPI 26-50	W-L RECORDS	RPI 51-100	RPI 101-150	RPI 150+				
3- 7	0- 1	0- 1	OVERALL	0- 1	0- 0	3- 4				
2- 2	0- 1	0- 0	HOME	0- 1	0- 0	2- 0				
0- 4	0- 0	0- 1	AWAY	0- 0	0- 0	0- 3				
1- 1	0- 0	0- 0	NEUTRAL	0- 0	0- 0	1- 1				
3- 7	0- 1	0- 1	NON-CONFERENCE	0- 1	0- 0	3- 4				
2- 2	0- 1	0- 0	HOME	0- 1	0- 0	2- 0				
0- 4	0- 0	0- 1	AWAY	0- 0	0- 0	0- 3				
1- 1	0- 0	0- 0	NEUTRAL	0- 0	0- 0	1- 1				
0- 0	0- 0	0- 0	CONFERENCE	0- 0	0- 0	0- 0				
0- 0	0- 0	0- 0	HOME	0- 0	0- 0	0- 0				
0- 0	0- 0	0- 0	AWAY	0- 0	0- 0	0- 0				
0- 0	0- 0	0- 0	NEUTRAL	0- 0	0- 0	0- 0				

RPI	S	Opponent	Score	RPI	S	Opponent	Score	RPI	S	Opponent	Score	RPI	S	Opponent	Score	Team's RPI: 274
6	H	Creighton	54 67	34	A	Kansas	48 63	58	H	UNI	45 81	163	H	UMKC	57 53	
												220	A	Kansas St.	48 73	
												236	A	Eastern Ill.	52 65	
												248	A	Northern Ky.	40 57	
												249	N	VCU	66 74	
												256	H	Morgan St.	70 64	
												336	N	Mississippi Val.	78 70	
LAST 10 Division I																
58	H	UNI	45 81	248	A	Northern Ky.	40 57									
236	A	Eastern Ill.	52 65	256	H	Morgan St.	70 64									
163	H	UMKC	57 53	34	A	Kansas	48 63									
336	N	Mississippi Val.	78 70	220	A	Kansas St.	48 73									
249	N	VCU	66 74	6	H	Creighton	54 67									

Non-Div I Games: Peru St. 92 58

Omaha

■ Loss,
 ■ Non-Conf,
 ■ S Site,
 ■ H Home
 ■ A Away
 N Neutral

Oral Roberts

Through Games Of Dec. 14, 2019

Average RPI Win:	158	WON-LOST	WINNING	LAST 10	STRENGTH OF	OPP. STRENGTH	TEAM	ADJ.	CONF.	ADJ CONF.
Average RPI Loss:	164	RECORD	PCT. RANK	GAMES	SCHEDULE	OF SCHEDULE	RPI	RPI	RPI	RPI
DIV. I ONLY	3- 7	244	3-7	70	283	208	208	17	17	
DIV. I NON-CONF.	3- 7	245	3-7	69	283	208	208	17	17	
TOTALS	RPI 1-25	RPI 26-50	W-L RECORDS	RPI 51-100	RPI 101-150	RPI 150+				
3- 7	0- 0	0- 1	OVERALL	0- 1	1- 1	2- 4				
3- 1	0- 0	0- 0	HOME	0- 0	1- 0	2- 1				
0- 6	0- 0	0- 1	AWAY	0- 1	0- 1	0- 3				
0- 0	0- 0	0- 0	NEUTRAL	0- 0	0- 0	0- 0				
3- 7	0- 0	0- 1	NON-CONFERENCE	0- 1	1- 1	2- 4				
3- 1	0- 0	0- 0	HOME	0- 0	1- 0	2- 1				
0- 6	0- 0	0- 1	AWAY	0- 1	0- 1	0- 3				
0- 0	0- 0	0- 0	NEUTRAL	0- 0	0- 0	0- 0				
0- 0	0- 0	0- 0	CONFERENCE	0- 0	0- 0	0- 0				
0- 0	0- 0	0- 0	HOME	0- 0	0- 0	0- 0				
0- 0	0- 0	0- 0	AWAY	0- 0	0- 0	0- 0				
0- 0	0- 0	0- 0	NEUTRAL	0- 0	0- 0	0- 0				

RPI 1-25				RPI 26-50				RPI 51-100				RPI 101+				Team's RPI: 208	
RPI	S	Opponent	Score	RPI	S	Opponent	Score	RPI	S	Opponent	Score	RPI	S	Opponent	Score		
				30	A	Arkansas	64 96	83	A	Nebraska	67 77	127	H	Wichita St.	79 66		
												145	A	Southern Utah	58 72		
												171	H	Sam Houston St.	64 41		
												175	H	Texas St.	63 57		
												178	A	Utah	58 78		
												220	A	Kansas St.	69 109		
												244	A	Tulsa	65 67		
												251	H	Houston Baptist	73 74		
LAST 10 Division I																	
				83	A	Nebraska	67 77	244	A	Tulsa	65 67						
				178	A	Utah	58 78	220	A	Kansas St.	69 109						
				145	A	Southern Utah	58 72	30	A	Arkansas	64 96						
				171	H	Sam Houston St.	64 41	127	H	Wichita St.	79 66						
				251	H	Houston Baptist	73 74	175	H	Texas St.	63 57						

Non-Div I Games: Cent. Christian (KS114 60

Oral Roberts

Loss, Non-Conf, S Site, H Home A Away N Neutral

Oregon

Through Games Of Dec. 14, 2019

Average RPI Win:	134	WON-LOST	WINNING	LAST 10	STRENGTH OF	OPP. STRENGTH	TEAM	ADJ.	CONF.	ADJ CONF.
Average RPI Loss:	4	RECORD	PCT. RANK	GAMES	SCHEDULE	OF SCHEDULE	RPI	RPI	RPI	RPI
DIV. I ONLY	8- 1	26	8-1	112	9	20	20	2	2	
DIV. I NON-CONF.	8- 1	26	8-1	112	9	21	21	2	2	
TOTALS	RPI 1-25	RPI 26-50	W-L RECORDS	RPI 51-100	RPI 101-150	RPI 150+				
8- 1	0- 1	1- 0	OVERALL	3- 0	1- 0	3- 0				
4- 0	0- 0	0- 0	HOME	2- 0	0- 0	2- 0				
2- 0	0- 0	0- 0	AWAY	0- 0	1- 0	1- 0				
2- 1	0- 1	1- 0	NEUTRAL	1- 0	0- 0	0- 0				
8- 1	0- 1	1- 0	NON-CONFERENCE	3- 0	1- 0	3- 0				
4- 0	0- 0	0- 0	HOME	2- 0	0- 0	2- 0				
2- 0	0- 0	0- 0	AWAY	0- 0	1- 0	1- 0				
2- 1	0- 1	1- 0	NEUTRAL	1- 0	0- 0	0- 0				
0- 0	0- 0	0- 0	CONFERENCE	0- 0	0- 0	0- 0				
0- 0	0- 0	0- 0	HOME	0- 0	0- 0	0- 0				
0- 0	0- 0	0- 0	AWAY	0- 0	0- 0	0- 0				
0- 0	0- 0	0- 0	NEUTRAL	0- 0	0- 0	0- 0				

RPI	S	Opponent	Score	RPI	S	Opponent	Score	RPI	S	Opponent	Score	RPI	S	Opponent	Score
4	N	Louisville	62 72	32	N	Oklahoma St.	89 72	65	H	Texas Southern	99 63	111	A	Syracuse	81 64
								79	N	UT Arlington	91 54	201	H	Northeastern	89 47
								89	H	South Dakota St.	95 56	227	H	Utah St.	109 52
												267	A	Long Beach St.	81 45
LAST 10 Division I															
267	A	Long Beach St.	81 45	32	N	Oklahoma St.	89 72	65	H	Texas Southern	99 63	201	H	Northeastern	89 47
89	H	South Dakota St.	95 56												
4	N	Louisville	62 72					227	H	Utah St.	109 52				
79	N	UT Arlington	91 54												
111	A	Syracuse	81 64												

Non-Div I Games:

Oregon

■ Loss,
 ■ Non-Conf, S Site,
 ■ Home
 ■ Away
 N Neutral

Average RPI Win:	112	WON-LOST	WINNING	LAST 10	STRENGTH OF	OPP. STRENGTH	TEAM	ADJ.	CONF.	ADJ CONF.
Average RPI Loss:	0	RECORD	PCT. RANK	GAMES	SCHEDULE	OF SCHEDULE	RPI	RPI	RPI	RPI
DIV. I ONLY	9- 0	1	9-0	13	34	3	3	2	2	
DIV. I NON-CONF.	9- 0	1	9-0	13	34	3	3	2	2	
TOTALS	RPI 1-25	RPI 26-50	W-L RECORDS	RPI 51-100	RPI 101-150	RPI 150+				
9- 0	2- 0	1- 0	OVERALL	1- 0	1- 0	4- 0				
7- 0	2- 0	1- 0	HOME	0- 0	1- 0	3- 0				
1- 0	0- 0	0- 0	AWAY	1- 0	0- 0	0- 0				
1- 0	0- 0	0- 0	NEUTRAL	0- 0	0- 0	1- 0				
9- 0	2- 0	1- 0	NON-CONFERENCE	1- 0	1- 0	4- 0				
7- 0	2- 0	1- 0	HOME	0- 0	1- 0	3- 0				
1- 0	0- 0	0- 0	AWAY	1- 0	0- 0	0- 0				
1- 0	0- 0	0- 0	NEUTRAL	0- 0	0- 0	1- 0				
0- 0	0- 0	0- 0	CONFERENCE	0- 0	0- 0	0- 0				
0- 0	0- 0	0- 0	HOME	0- 0	0- 0	0- 0				
0- 0	0- 0	0- 0	AWAY	0- 0	0- 0	0- 0				
0- 0	0- 0	0- 0	NEUTRAL	0- 0	0- 0	0- 0				

RPI	S	Opponent	Score	RPI	S	Opponent	Score	RPI	S	Opponent	Score	RPI	S	Opponent	Score
2	H	Missouri St.	80 69	43	H	Pacific	69 57	52	A	Miami (FL)	75 53	145	H	Southern Utah	95 45
12	H	DePaul	98 77									160	H	Hawaii	64 32
												176	N	Liberty	68 55
												195	H	UC Irvine	86 57
												227	H	Utah St.	75 46
LAST 10 Division I															
160	H	Hawaii	64 32	227	H	Utah St.	75 46								
176	N	Liberty	68 55	12	H	DePaul	98 77								
52	A	Miami (FL)	75 53	43	H	Pacific	69 57								
145	H	Southern Utah	95 45	195	H	UC Irvine	86 57								
2	H	Missouri St.	80 69												

Non-Div I Games:

Oregon St.

Average RPI Win:	190	WON-LOST	WINNING	LAST 10	STRENGTH OF	OPP. STRENGTH	TEAM	ADJ.	CONF.	ADJ CONF.
Average RPI Loss:	32	RECORD	PCT. RANK	GAMES	SCHEDULE	OF SCHEDULE	RPI	RPI	RPI	RPI
DIV. I ONLY	6- 2	61	6-2	160	17	43	43	12	12	
DIV. I NON-CONF.	6- 2	61	6-2	161	17	43	43	12	12	
TOTALS	RPI 1-25	RPI 26-50	W-L RECORDS	RPI 51-100	RPI 101-150	RPI 150+				
6- 2	0- 1	0- 0	OVERALL	1- 1	0- 0	5- 0				
4- 0	0- 0	0- 0	HOME	0- 0	0- 0	4- 0				
2- 2	0- 1	0- 0	AWAY	1- 1	0- 0	1- 0				
0- 0	0- 0	0- 0	NEUTRAL	0- 0	0- 0	0- 0				
6- 2	0- 1	0- 0	NON-CONFERENCE	1- 1	0- 0	5- 0				
4- 0	0- 0	0- 0	HOME	0- 0	0- 0	4- 0				
2- 2	0- 1	0- 0	AWAY	1- 1	0- 0	1- 0				
0- 0	0- 0	0- 0	NEUTRAL	0- 0	0- 0	0- 0				
0- 0	0- 0	0- 0	CONFERENCE	0- 0	0- 0	0- 0				
0- 0	0- 0	0- 0	HOME	0- 0	0- 0	0- 0				
0- 0	0- 0	0- 0	AWAY	0- 0	0- 0	0- 0				
0- 0	0- 0	0- 0	NEUTRAL	0- 0	0- 0	0- 0				

RPI 1-25				RPI 26-50				RPI 51-100				RPI 101+			
RPI	S	Opponent	Score	RPI	S	Opponent	Score	RPI	S	Opponent	Score	RPI	S	Opponent	Score
3	A	Oregon St.	57 69					61	A	CSU Bakersfield	70 80	163	H	UMKC	89 60
								69	A	Drexel	58 51	202	H	SMU	77 49
												212	H	Weber St.	76 53
												222	H	Indiana St.	83 66
												271	A	UC Santa Barbara	63 53
LAST 10 Division I															
202	H	SMU	77 49	61	A	CSU Bakersfield	70 80	271	A	UC Santa Barbara	63 53	163	H	UMKC	89 60
222	H	Indiana St.	83 66												
212	H	Weber St.	76 53												
69	A	Drexel	58 51												
3	A	Oregon St.	57 69												

Non-Div I Games:

Pacific

■ Loss,
■ Non-Conf, S Site,
■ Home
■ Away
N Neutral

Average RPI Win:	221	WON-LOST	WINNING	LAST 10	STRENGTH OF	OPP. STRENGTH	TEAM	ADJ.	CONF.	ADJ CONF.
Average RPI Loss:	23	RECORD	PCT. RANK	GAMES	SCHEDULE	OF SCHEDULE	RPI	RPI	RPI	RPI
DIV. I ONLY	7- 1	33	7-1	327	18	100	100	8	8	
DIV. I NON-CONF.	7- 1	33	7-1	327	18	100	100	8	8	
TOTALS	RPI 1-25	RPI 26-50	W-L RECORDS	RPI 51-100	RPI 101-150	RPI 150+				
7- 1	0- 1	0- 0	OVERALL	0- 0	1- 0	6- 0				
4- 0	0- 0	0- 0	HOME	0- 0	0- 0	4- 0				
3- 1	0- 1	0- 0	AWAY	0- 0	1- 0	2- 0				
0- 0	0- 0	0- 0	NEUTRAL	0- 0	0- 0	0- 0				
7- 1	0- 1	0- 0	NON-CONFERENCE	0- 0	1- 0	6- 0				
4- 0	0- 0	0- 0	HOME	0- 0	0- 0	4- 0				
3- 1	0- 1	0- 0	AWAY	0- 0	1- 0	2- 0				
0- 0	0- 0	0- 0	NEUTRAL	0- 0	0- 0	0- 0				
0- 0	0- 0	0- 0	CONFERENCE	0- 0	0- 0	0- 0				
0- 0	0- 0	0- 0	HOME	0- 0	0- 0	0- 0				
0- 0	0- 0	0- 0	AWAY	0- 0	0- 0	0- 0				
0- 0	0- 0	0- 0	NEUTRAL	0- 0	0- 0	0- 0				

RPI 1-25				RPI 26-50				RPI 51-100				Team's RPI: 100		RPI 101+			
RPI	S	Opponent	Score	RPI	S	Opponent	Score	RPI	S	Opponent	Score			RPI	S	Opponent	Score
23	A	Duke	50 66											138	A	La Salle	65 49
														186	H	Stetson	81 41
														191	A	Saint Joseph's	55 45
														200	H	Siena	92 44
														235	H	Iona	74 42
														293	H	Hartford	74 46
														301	A	NJIT	85 51
LAST 10 Division I																	
				191	A	Saint Joseph's	55 45	186	H	Stetson	81 41						
				235	H	Iona	74 42	138	A	La Salle	65 49						
				301	A	NJIT	85 51	293	H	Hartford	74 46						
				200	H	Siena	92 44	23	A	Duke	50 66						

Non-Div I Games:

Penn

Average RPI Win:	245	WON-LOST	WINNING	LAST 10	STRENGTH OF	OPP. STRENGTH	TEAM	ADJ.	CONF.	ADJ CONF.
Average RPI Loss:	139	RECORD	PCT. RANK	GAMES	SCHEDULE	OF SCHEDULE	RPI	RPI	RPI	RPI
DIV. I ONLY	5- 5	163	5-5	255	140	238	238	1	1	
DIV. I NON-CONF.	5- 5	163	5-5	255	139	239	239	1	1	
TOTALS	RPI 1-25	RPI 26-50	W-L RECORDS	RPI 51-100	RPI 101-150	RPI 150+				
5- 5	0- 1	0- 0	OVERALL	0- 0	0- 2	5- 2				
3- 3	0- 0	0- 0	HOME	0- 0	0- 2	3- 1				
1- 1	0- 1	0- 0	AWAY	0- 0	0- 0	1- 0				
1- 1	0- 0	0- 0	NEUTRAL	0- 0	0- 0	1- 1				
5- 5	0- 1	0- 0	NON-CONFERENCE	0- 0	0- 2	5- 2				
3- 3	0- 0	0- 0	HOME	0- 0	0- 2	3- 1				
1- 1	0- 1	0- 0	AWAY	0- 0	0- 0	1- 0				
1- 1	0- 0	0- 0	NEUTRAL	0- 0	0- 0	1- 1				
0- 0	0- 0	0- 0	CONFERENCE	0- 0	0- 0	0- 0				
0- 0	0- 0	0- 0	HOME	0- 0	0- 0	0- 0				
0- 0	0- 0	0- 0	AWAY	0- 0	0- 0	0- 0				
0- 0	0- 0	0- 0	NEUTRAL	0- 0	0- 0	0- 0				

RPI 1-25				RPI 26-50				RPI 51-100				RPI 101+ Team's RPI: 238			
RPI	S	Opponent	Score	RPI	S	Opponent	Score	RPI	S	Opponent	Score	RPI	S	Opponent	Score
9	A	Princeton	55 72									108	H	Rider	70 78
												138	H	La Salle	67 69
												152	H	Fordham	72 59
												172	H	George Mason	68 78
												187	H	Clemson	68 55
												267	N	Long Beach St.	56 64
												269	A	Towson	73 67
												299	H	Pittsburgh	78 73
												317	N	N.C. Central	92 68
LAST 10 Division I															
9	A	Princeton	55 72	299	H	Pittsburgh	78 73								
138	H	La Salle	67 69	317	N	N.C. Central	92 68								
152	H	Fordham	72 59	267	N	Long Beach St.	56 64								
108	H	Rider	70 78	172	H	George Mason	68 78								
269	A	Towson	73 67	187	H	Clemson	68 55								

Non-Div I Games:

Penn St.

Pepperdine

Through Games Of Dec. 14, 2019

Average RPI Win:	279	WON-LOST	WINNING	LAST 10	STRENGTH OF	OPP. STRENGTH	TEAM	ADJ.	CONF.	ADJ CONF.
Average RPI Loss:	161	RECORD	PCT. RANK	GAMES	SCHEDULE	OF SCHEDULE	RPI	RPI	RPI	RPI
DIV. I ONLY	3- 3	163	3-3	343	44	296	296	12	12	
DIV. I NON-CONF.	3- 3	163	3-3	343	44	296	296	12	12	
TOTALS	RPI 1-25	RPI 26-50	W-L RECORDS	RPI 51-100	RPI 101-150	RPI 150+				
3- 3	0- 0	0- 0	OVERALL	0- 1	0- 0	3- 2				
1- 2	0- 0	0- 0	HOME	0- 0	0- 0	1- 2				
2- 1	0- 0	0- 0	AWAY	0- 1	0- 0	2- 0				
0- 0	0- 0	0- 0	NEUTRAL	0- 0	0- 0	0- 0				
3- 3	0- 0	0- 0	NON-CONFERENCE	0- 1	0- 0	3- 2				
1- 2	0- 0	0- 0	HOME	0- 0	0- 0	1- 2				
2- 1	0- 0	0- 0	AWAY	0- 1	0- 0	2- 0				
0- 0	0- 0	0- 0	NEUTRAL	0- 0	0- 0	0- 0				
0- 0	0- 0	0- 0	CONFERENCE	0- 0	0- 0	0- 0				
0- 0	0- 0	0- 0	HOME	0- 0	0- 0	0- 0				
0- 0	0- 0	0- 0	AWAY	0- 0	0- 0	0- 0				
0- 0	0- 0	0- 0	NEUTRAL	0- 0	0- 0	0- 0				

RPI 1-25			RPI 26-50			RPI 51-100			RPI 101+			Team's RPI: 296
RPI	S	Opponent	Score	RPI	S	Opponent	Score	RPI	S	Opponent	Score	
						81	A Washington St.	48	85	160	H Hawaii	51 52
										214	A Eastern Wash.	53 52
										242	H UNLV	44 69
										298	H Cal Poly	63 53
										326	A New Mexico St.	72 69
LAST 10 Division I												
						242	H UNLV	44	69	214	A Eastern Wash.	53 52
										326	A New Mexico St.	72 69
										160	H Hawaii	51 52
										298	H Cal Poly	63 53
										81	A Washington St.	48 85

Non-Div I Games: Concordia (CA) 76 57 Cal St. L.A. 79 56

Pepperdine

Loss, Non-Conf, S Site, H Home A Away N Neutral

Average RPI Win:	320	WON-LOST	WINNING	LAST 10	STRENGTH OF	OPP. STRENGTH	TEAM	ADJ.	CONF.	ADJ CONF.
Average RPI Loss:	148	RECORD	PCT. RANK	GAMES	SCHEDULE	OF SCHEDULE	RPI	RPI	RPI	RPI
DIV. I ONLY	3- 6	234	3-6	240	290	299	299	3	3	
DIV. I NON-CONF.	3- 6	235	3-6	240	289	299	299	3	3	
TOTALS	RPI 1-25	RPI 26-50	W-L RECORDS	RPI 51-100	RPI 101-150	RPI 150+				
3- 6	0- 0	0- 0	OVERALL	0- 1	0- 3	3- 2				
2- 3	0- 0	0- 0	HOME	0- 0	0- 2	2- 1				
0- 2	0- 0	0- 0	AWAY	0- 1	0- 0	0- 1				
1- 1	0- 0	0- 0	NEUTRAL	0- 0	0- 1	1- 0				
3- 6	0- 0	0- 0	NON-CONFERENCE	0- 1	0- 3	3- 2				
2- 3	0- 0	0- 0	HOME	0- 0	0- 2	2- 1				
0- 2	0- 0	0- 0	AWAY	0- 1	0- 0	0- 1				
1- 1	0- 0	0- 0	NEUTRAL	0- 0	0- 1	1- 0				
0- 0	0- 0	0- 0	CONFERENCE	0- 0	0- 0	0- 0				
0- 0	0- 0	0- 0	HOME	0- 0	0- 0	0- 0				
0- 0	0- 0	0- 0	AWAY	0- 0	0- 0	0- 0				
0- 0	0- 0	0- 0	NEUTRAL	0- 0	0- 0	0- 0				

RPI 1-25				RPI 26-50				RPI 51-100				RPI 101+				Team's RPI: 299	
RPI	S	Opponent	Score	RPI	S	Opponent	Score	RPI	S	Opponent	Score	RPI	S	Opponent	Score		
								96	A	UCF	58	74	101	H	Duquesne	62	81
												105	N	Ohio	50	72	
												112	H	Stony Brook	56	59	
												233	H	Georgetown	56	66	
												238	A	Penn St.	73	78	
												279	N	Ole Miss	58	50	
												339	H	Fairleigh Dickinson	69	60	
												342	H	Central Conn. St.	81	73	
LAST 10 Division I																	
				112	H	Stony Brook	56	59	339	H	Fairleigh Dickinson	69	60				
				238	A	Penn St.	73	78	233	H	Georgetown	56	66				
				279	N	Ole Miss	58	50	342	H	Central Conn. St.	81	73				
				105	N	Ohio	50	72	96	A	UCF	58	74				
				101	H	Duquesne	62	81									

Non-Div I Games:

Pittsburgh

■ Loss,
 ■ Non-Conf,
 ■ S Site,
 ■ H Home
 ■ A Away
 N Neutral

Average RPI Win:	236	WON-LOST	WINNING	LAST 10	STRENGTH OF	OPP. STRENGTH	TEAM	ADJ.	CONF.	ADJ CONF.
Average RPI Loss:	108	RECORD	PCT. RANK	GAMES	SCHEDULE	OF SCHEDULE	RPI	RPI	RPI	RPI
DIV. I ONLY	5- 3	106	5-3	257	130	168	168	12	12	
DIV. I NON-CONF.	5- 3	105	5-3	257	130	165	165	12	12	
TOTALS	RPI 1-25	RPI 26-50	W-L RECORDS	RPI 51-100	RPI 101-150	RPI 150+				
5- 3	0- 0	0- 1	OVERALL	0- 1	0- 0	5- 1				
2- 2	0- 0	0- 1	HOME	0- 1	0- 0	2- 0				
3- 1	0- 0	0- 0	AWAY	0- 0	0- 0	3- 1				
0- 0	0- 0	0- 0	NEUTRAL	0- 0	0- 0	0- 0				
5- 3	0- 0	0- 1	NON-CONFERENCE	0- 1	0- 0	5- 1				
2- 2	0- 0	0- 1	HOME	0- 1	0- 0	2- 0				
3- 1	0- 0	0- 0	AWAY	0- 0	0- 0	3- 1				
0- 0	0- 0	0- 0	NEUTRAL	0- 0	0- 0	0- 0				
0- 0	0- 0	0- 0	CONFERENCE	0- 0	0- 0	0- 0				
0- 0	0- 0	0- 0	HOME	0- 0	0- 0	0- 0				
0- 0	0- 0	0- 0	AWAY	0- 0	0- 0	0- 0				
0- 0	0- 0	0- 0	NEUTRAL	0- 0	0- 0	0- 0				

RPI 1-25				RPI 26-50				RPI 51-100				RPI 101+				Team's RPI: 168	
RPI	S	Opponent	Score	RPI	S	Opponent	Score	RPI	S	Opponent	Score	RPI	S	Opponent	Score		
				31	H	Abilene Christian	69 76	62	H	Loyola Chicago	64 78	165	H	Fresno St.	75 64		
												212	A	Weber St.	78 59		
												227	A	Utah St.	70 64		
												231	A	CSUN	64 73		
												283	H	Grand Canyon	73 41		
												295	A	Air Force	72 56		
LAST 10 Division I																	
				62	H	Loyola Chicago	64 78	283	H	Grand Canyon	73 41						
				31	H	Abilene Christian	69 76	212	A	Weber St.	78 59						
				295	A	Air Force	72 56	227	A	Utah St.	70 64						
				231	A	CSUN	64 73										
				165	H	Fresno St.	75 64										

Non-Div I Games: Warner Pacific 78 36

Portland

■ Loss,
 ■ Non-Conf,
 ■ S Site,
 ■ H Home
 ■ A Away
 N Neutral

Average RPI Win:	270	WON-LOST	WINNING	LAST 10	STRENGTH OF	OPP. STRENGTH	TEAM	ADJ.	CONF.	ADJ CONF.
Average RPI Loss:	143	RECORD	PCT. RANK	GAMES	SCHEDULE	OF SCHEDULE	RPI	RPI	RPI	RPI
DIV. I ONLY	4- 3	139	4-3	303	112	183	183	18	18	
DIV. I NON-CONF.	4- 3	138	4-3	303	112	182	182	18	18	
TOTALS	RPI 1-25	RPI 26-50	W-L RECORDS	RPI 51-100	RPI 101-150	RPI 150+				
4- 3	0- 0	0- 0	OVERALL	0- 1	0- 0	4- 2				
2- 0	0- 0	0- 0	HOME	0- 0	0- 0	2- 0				
2- 2	0- 0	0- 0	AWAY	0- 1	0- 0	2- 1				
0- 1	0- 0	0- 0	NEUTRAL	0- 0	0- 0	0- 1				
4- 3	0- 0	0- 0	NON-CONFERENCE	0- 1	0- 0	4- 2				
2- 0	0- 0	0- 0	HOME	0- 0	0- 0	2- 0				
2- 2	0- 0	0- 0	AWAY	0- 1	0- 0	2- 1				
0- 1	0- 0	0- 0	NEUTRAL	0- 0	0- 0	0- 1				
0- 0	0- 0	0- 0	CONFERENCE	0- 0	0- 0	0- 0				
0- 0	0- 0	0- 0	HOME	0- 0	0- 0	0- 0				
0- 0	0- 0	0- 0	AWAY	0- 0	0- 0	0- 0				
0- 0	0- 0	0- 0	NEUTRAL	0- 0	0- 0	0- 0				

RPI 1-25			RPI 26-50			RPI 51-100			RPI 101+			Team's RPI: 183
RPI	S	Opponent	Score	RPI	S	Opponent	Score	RPI	S	Opponent	Score	
						70 A Boise St.	57 82			163 A UMKC	69 87	
										195 A UC Irvine	70 61	
										195 N UC Irvine	75 83	
										276 A UC Davis	76 70	
										283 H Grand Canyon	69 46	
										324 H Nevada	80 75	
LAST 10 Division I												
						324 H Nevada	80 75			283 H Grand Canyon	69 46	
						195 N UC Irvine	75 83			195 A UC Irvine	70 61	
						163 A UMKC	69 87			276 A UC Davis	76 70	
						70 A Boise St.	57 82					

Non-Div I Games: Multnomah 104 48

Portland St.

Prairie View

Through Games Of Dec. 14, 2019

Average RPI Win:	0	WON-LOST	WINNING	LAST 10	STRENGTH OF	OPP. STRENGTH	TEAM	ADJ.	CONF.	ADJ CONF.
Average RPI Loss:	112	RECORD	PCT. RANK	GAMES	SCHEDULE	OF SCHEDULE	RPI	RPI	RPI	RPI
DIV. I ONLY	0- 6	336	0-6	30	204	258	258	28	28	
DIV. I NON-CONF.	0- 6	336	0-6	29	203	259	259	28	28	
TOTALS	RPI 1-25	RPI 26-50	W-L RECORDS	RPI 51-100	RPI 101-150	RPI 150+				
0- 6	0- 1	0- 0	OVERALL	0- 2	0- 1	0- 2				
0- 1	0- 0	0- 0	HOME	0- 0	0- 0	0- 1				
0- 3	0- 1	0- 0	AWAY	0- 2	0- 0	0- 0				
0- 2	0- 0	0- 0	NEUTRAL	0- 0	0- 1	0- 1				
0- 6	0- 1	0- 0	NON-CONFERENCE	0- 2	0- 1	0- 2				
0- 1	0- 0	0- 0	HOME	0- 0	0- 0	0- 1				
0- 3	0- 1	0- 0	AWAY	0- 2	0- 0	0- 0				
0- 2	0- 0	0- 0	NEUTRAL	0- 0	0- 1	0- 1				
0- 0	0- 0	0- 0	CONFERENCE	0- 0	0- 0	0- 0				
0- 0	0- 0	0- 0	HOME	0- 0	0- 0	0- 0				
0- 0	0- 0	0- 0	AWAY	0- 0	0- 0	0- 0				
0- 0	0- 0	0- 0	NEUTRAL	0- 0	0- 0	0- 0				

RPI 1-25				RPI 26-50				RPI 51-100				RPI 101+				Team's RPI: 258	
RPI	S	Opponent	Score	RPI	S	Opponent	Score	RPI	S	Opponent	Score	RPI	S	Opponent	Score		
17	A	Texas A&M	38 80					55	A	Oklahoma	48 94	141	N	Miami (OH)	52 65		
								64	A	Arizona	48 83	173	H	Florida	44 51		
												221	N	A&M-Corpus Christi	52 64		
LAST 10 Division I																	
				173	H	Florida	44 51	17	A	Texas A&M	38 80						
								64	A	Arizona	48 83						
								221	N	A&M-Corpus Christi	52 64						
								141	N	Miami (OH)	52 65						
								55	A	Oklahoma	48 94						

Non-Div I Games: Wiley 75 42 Tex. A&M-Kingsville85 55

Prairie View

Presbyterian

Through Games Of Dec. 14, 2019

Average RPI Win:	326	WON-LOST	WINNING	LAST 10	STRENGTH OF	OPP. STRENGTH	TEAM	ADJ.	CONF.	ADJ CONF.
Average RPI Loss:	193	RECORD	PCT. RANK	GAMES	SCHEDULE	OF SCHEDULE	RPI	RPI	RPI	RPI
DIV. I ONLY	2- 5	254	2-5	195	348	273	273	30	30	
DIV. I NON-CONF.	2- 5	253	2-5	195	348	274	274	30	30	
TOTALS	RPI 1-25	RPI 26-50	W-L RECORDS	RPI 51-100	RPI 101-150	RPI 150+				
2- 5	0- 0	0- 0	OVERALL	0- 1	0- 1	2- 3				
1- 1	0- 0	0- 0	HOME	0- 0	0- 0	1- 1				
1- 4	0- 0	0- 0	AWAY	0- 1	0- 1	1- 2				
0- 0	0- 0	0- 0	NEUTRAL	0- 0	0- 0	0- 0				
2- 5	0- 0	0- 0	NON-CONFERENCE	0- 1	0- 1	2- 3				
1- 1	0- 0	0- 0	HOME	0- 0	0- 0	1- 1				
1- 4	0- 0	0- 0	AWAY	0- 1	0- 1	1- 2				
0- 0	0- 0	0- 0	NEUTRAL	0- 0	0- 0	0- 0				
0- 0	0- 0	0- 0	CONFERENCE	0- 0	0- 0	0- 0				
0- 0	0- 0	0- 0	HOME	0- 0	0- 0	0- 0				
0- 0	0- 0	0- 0	AWAY	0- 0	0- 0	0- 0				
0- 0	0- 0	0- 0	NEUTRAL	0- 0	0- 0	0- 0				

RPI 1-25				RPI 26-50				RPI 51-100				RPI 101+				Team's RPI: 273	
RPI	S	Opponent	Score	RPI	S	Opponent	Score	RPI	S	Opponent	Score	RPI	S	Opponent	Score		
								60	A	West Virginia	40	56	132	A	Illinois	52	71
													173	A	Florida	46	60
													277	H	UNCW	60	70
													304	H	Col. of Charleston	58	54
													323	A	Wofford	60	67
													348	A	South Carolina St.	70	49
LAST 10 Division I																	
				277	H	UNCW	60	70	60	A	West Virginia	40	56				
				132	A	Illinois	52	71	348	A	South Carolina St.	70	49				
				323	A	Wofford	60	67									
				304	H	Col. of Charleston	58	54									
				173	A	Florida	46	60									

Non-Div I Games: William Peace 72 35

Presbyterian

Loss, Non-Conf, S Site, H Home A Away N Neutral

Average RPI Win:	143	WON-LOST	WINNING	LAST 10	STRENGTH OF	OPP. STRENGTH	TEAM	ADJ.	CONF.	ADJ CONF.
Average RPI Loss:	25	RECORD	PCT. RANK	GAMES	SCHEDULE	OF SCHEDULE	RPI	RPI	RPI	RPI
DIV. I ONLY	9- 1	15	9-1	42	67	9	9	8	8	
DIV. I NON-CONF.	9- 1	15	9-1	42	66	9	9	8	8	
TOTALS	RPI 1-25	RPI 26-50	W-L RECORDS	RPI 51-100	RPI 101-150	RPI 150+				
9- 1	1- 1	0- 0	OVERALL	3- 0	2- 0	3- 0				
6- 0	1- 0	0- 0	HOME	0- 0	2- 0	3- 0				
3- 1	0- 1	0- 0	AWAY	3- 0	0- 0	0- 0				
0- 0	0- 0	0- 0	NEUTRAL	0- 0	0- 0	0- 0				
9- 1	1- 1	0- 0	NON-CONFERENCE	3- 0	2- 0	3- 0				
6- 0	1- 0	0- 0	HOME	0- 0	2- 0	3- 0				
3- 1	0- 1	0- 0	AWAY	3- 0	0- 0	0- 0				
0- 0	0- 0	0- 0	NEUTRAL	0- 0	0- 0	0- 0				
0- 0	0- 0	0- 0	CONFERENCE	0- 0	0- 0	0- 0				
0- 0	0- 0	0- 0	HOME	0- 0	0- 0	0- 0				
0- 0	0- 0	0- 0	AWAY	0- 0	0- 0	0- 0				
0- 0	0- 0	0- 0	NEUTRAL	0- 0	0- 0	0- 0				

RPI 1-25				Team's RPI: 9				RPI 26-50				RPI 51-100				RPI 101+			
RPI	S	Opponent	Score					RPI	S	Opponent	Score	RPI	S	Opponent	Score	RPI	S	Opponent	Score
18	H	FGCU	67 53									77	A	Seton Hall	78 76	108	H	Rider	80 47
25	A	Iowa	75 77									87	A	George Washington	75 50	147	H	Monmouth	52 40
												99	A	Marist	62 50	219	H	St. Francis Brooklyn	76 44
																238	H	Penn St.	72 55
																293	H	Hartford	73 42
LAST 10 Division I																			
219	H	St. Francis Brooklyn	76 44					238	H	Penn St.	72 55								
147	H	Monmouth	52 40					293	H	Hartford	73 42								
25	A	Iowa	75 77					99	A	Marist	62 50								
18	H	FGCU	67 53					87	A	George Washington	75 50								
77	A	Seton Hall	78 76					108	H	Rider	80 47								

Non-Div I Games:

Princeton

Providence

Through Games Of Dec. 14, 2019

Average RPI Win:	196	WON-LOST	WINNING	LAST 10	STRENGTH OF	OPP. STRENGTH	TEAM	ADJ.	CONF.	ADJ CONF.
Average RPI Loss:	54	RECORD	PCT. RANK	GAMES	SCHEDULE	OF SCHEDULE	RPI	RPI	RPI	RPI
DIV. I ONLY	7- 1	33	7-1	262	58	56	56	7	7	
DIV. I NON-CONF.	7- 1	33	7-1	263	58	57	57	7	7	
TOTALS	RPI 1-25	RPI 26-50	W-L RECORDS	RPI 51-100	RPI 101-150	RPI 150+				
7- 1	0- 0	0- 0	OVERALL	1- 1	2- 0	4- 0				
2- 0	0- 0	0- 0	HOME	1- 0	0- 0	1- 0				
4- 1	0- 0	0- 0	AWAY	0- 1	1- 0	3- 0				
1- 0	0- 0	0- 0	NEUTRAL	0- 0	1- 0	0- 0				
7- 1	0- 0	0- 0	NON-CONFERENCE	1- 1	2- 0	4- 0				
2- 0	0- 0	0- 0	HOME	1- 0	0- 0	1- 0				
4- 1	0- 0	0- 0	AWAY	0- 1	1- 0	3- 0				
1- 0	0- 0	0- 0	NEUTRAL	0- 0	1- 0	0- 0				
0- 0	0- 0	0- 0	CONFERENCE	0- 0	0- 0	0- 0				
0- 0	0- 0	0- 0	HOME	0- 0	0- 0	0- 0				
0- 0	0- 0	0- 0	AWAY	0- 0	0- 0	0- 0				
0- 0	0- 0	0- 0	NEUTRAL	0- 0	0- 0	0- 0				

RPI 1-25				RPI 26-50				RPI 51-100				Team's RPI: 56	RPI 101+			
RPI	S	Opponent	Score	RPI	S	Opponent	Score	RPI	S	Opponent	Score		RPI	S	Opponent	Score
								54	A	Yale	79	82	137	N	Rhode Island	58 51
								86	H	Boston College	76	60	147	A	Monmouth	68 52
													161	A	Massachusetts	72 63
													240	H	UMass Lowell	63 38
													293	A	Hartford	75 57
													307	A	Bryant	76 32
LAST 10 Division I																
				147	A	Monmouth	68 52						137	N	Rhode Island	58 51
				86	H	Boston College	76 60						307	A	Bryant	76 32
				293	A	Hartford	75 57						240	H	UMass Lowell	63 38
				161	A	Massachusetts	72 63									
				54	A	Yale	79 82									

Non-Div I Games:

Providence

Loss, Non-Conf, S Site, H Home A Away N Neutral

Average RPI Win:	141	WON-LOST	WINNING	LAST 10	STRENGTH OF	OPP. STRENGTH	TEAM	ADJ.	CONF.	ADJ CONF.
Average RPI Loss:	21	RECORD	PCT. RANK	GAMES	SCHEDULE	OF SCHEDULE	RPI	RPI	RPI	RPI
DIV. I ONLY	7- 2	53	7-2	58	43	24	24	1	1	
DIV. I NON-CONF.	7- 2	53	7-2	56	43	23	23	1	1	
TOTALS	RPI 1-25	RPI 26-50	W-L RECORDS	RPI 51-100	RPI 101-150	RPI 150+				
7- 2	1- 1	0- 1	OVERALL	2- 0	0- 0	4- 0				
4- 0	0- 0	0- 0	HOME	1- 0	0- 0	3- 0				
1- 1	0- 0	0- 1	AWAY	0- 0	0- 0	1- 0				
2- 1	1- 1	0- 0	NEUTRAL	1- 0	0- 0	0- 0				
7- 2	1- 1	0- 1	NON-CONFERENCE	2- 0	0- 0	4- 0				
4- 0	0- 0	0- 0	HOME	1- 0	0- 0	3- 0				
1- 1	0- 0	0- 1	AWAY	0- 0	0- 0	1- 0				
2- 1	1- 1	0- 0	NEUTRAL	1- 0	0- 0	0- 0				
0- 0	0- 0	0- 0	CONFERENCE	0- 0	0- 0	0- 0				
0- 0	0- 0	0- 0	HOME	0- 0	0- 0	0- 0				
0- 0	0- 0	0- 0	AWAY	0- 0	0- 0	0- 0				
0- 0	0- 0	0- 0	NEUTRAL	0- 0	0- 0	0- 0				

RPI 1-25				RPI 26-50				RPI 51-100				RPI 101+			
RPI	S	Opponent	Score	RPI	S	Opponent	Score	RPI	S	Opponent	Score	RPI	S	Opponent	Score
7	N	Gonzaga	50 63	35	A	Virginia Tech	54 67	59	H	Kent St.	77 64	157	H	Northern Ill.	68 63
19	N	Drake	67 47					63	N	Arizona St.	59 52	192	H	Milwaukee	68 55
												206	H	Western Ill.	66 59
												289	A	Chattanooga	66 34
LAST 10 Division I															
157	H	Northern Ill.	68 63	59	H	Kent St.	77 64								
206	H	Western Ill.	66 59	35	A	Virginia Tech	54 67								
289	A	Chattanooga	66 34	7	N	Gonzaga	50 63								
192	H	Milwaukee	68 55	63	N	Arizona St.	59 52								
				19	N	Drake	67 47								

Non-Div I Games:

Purdue

Average RPI Win:	328	WON-LOST	WINNING	LAST 10	STRENGTH OF	OPP. STRENGTH	TEAM	ADJ.	CONF.	ADJ CONF.
Average RPI Loss:	150	RECORD	PCT. RANK	GAMES	SCHEDULE	OF SCHEDULE	RPI	RPI	RPI	RPI
DIV. I ONLY	2- 8	296	2-8	308	124	333	333	17	17	
DIV. I NON-CONF.	2- 8	296	2-8	308	124	333	333	17	17	
TOTALS	RPI 1-25	RPI 26-50	W-L RECORDS	RPI 51-100	RPI 101-150	RPI 150+				
2- 8	0- 0	0- 0	OVERALL	0- 1	0- 4	2- 3				
2- 2	0- 0	0- 0	HOME	0- 0	0- 2	2- 0				
0- 3	0- 0	0- 0	AWAY	0- 0	0- 0	0- 3				
0- 3	0- 0	0- 0	NEUTRAL	0- 1	0- 2	0- 0				
2- 8	0- 0	0- 0	NON-CONFERENCE	0- 1	0- 4	2- 3				
2- 2	0- 0	0- 0	HOME	0- 0	0- 2	2- 0				
0- 3	0- 0	0- 0	AWAY	0- 0	0- 0	0- 3				
0- 3	0- 0	0- 0	NEUTRAL	0- 1	0- 2	0- 0				
0- 0	0- 0	0- 0	CONFERENCE	0- 0	0- 0	0- 0				
0- 0	0- 0	0- 0	HOME	0- 0	0- 0	0- 0				
0- 0	0- 0	0- 0	AWAY	0- 0	0- 0	0- 0				
0- 0	0- 0	0- 0	NEUTRAL	0- 0	0- 0	0- 0				

RPI 1-25			RPI 26-50			RPI 51-100			RPI 101+			Team's RPI: 333
RPI	S	Opponent	Score	RPI	S	Opponent	Score	RPI	S	Opponent	Score	
						59 N Kent St.	67 75			117 N Texas Tech	48 82	
									H	129 Ball St.	52 83	
									H	131 Southeast Mo. St.	48 58	
									N	147 Monmouth	46 60	
									A	166 Akron	53 64	
									A	184 Eastern Mich.	40 64	
									A	266 SIUE	53 57	
									H	321 UIC	61 50	
									H	334 Evansville	67 64	
LAST 10 Division I												
						334 H Evansville	67 64			184 A Eastern Mich.	40 64	
						59 N Kent St.	67 75			266 A SIUE	53 57	
						166 A Akron	53 64			147 N Monmouth	46 60	
						129 H Ball St.	52 83			117 N Texas Tech	48 82	
						321 H UIC	61 50			131 H Southeast Mo. St.	48 58	

Non-Div I Games: Heidelberg 82 55 Purdue Northwest 73 50

Purdue Fort Wayne

Loss, Non-Conf, S Site, H Home A Away N Neutral

Quinnipiac

Through Games Of Dec. 14, 2019

Average RPI Win:	130	WON-LOST	WINNING	LAST 10	STRENGTH OF	OPP. STRENGTH	TEAM	ADJ.	CONF.	ADJ CONF.
Average RPI Loss:	73	RECORD	PCT. RANK	GAMES	SCHEDULE	OF SCHEDULE	RPI	RPI	RPI	RPI
DIV. I ONLY	1- 5	302	1-5	23	117	198	198	21	21	
DIV. I NON-CONF.	1- 5	301	1-5	23	117	196	196	20	20	
TOTALS	RPI 1-25	RPI 26-50	W-L RECORDS	RPI 51-100	RPI 101-150	RPI 150+				
1- 5	0- 0	0- 1	OVERALL	0- 3	1- 1	0- 0				
1- 3	0- 0	0- 0	HOME	0- 2	1- 1	0- 0				
0- 2	0- 0	0- 1	AWAY	0- 1	0- 0	0- 0				
0- 0	0- 0	0- 0	NEUTRAL	0- 0	0- 0	0- 0				
1- 5	0- 0	0- 1	NON-CONFERENCE	0- 3	1- 1	0- 0				
1- 3	0- 0	0- 0	HOME	0- 2	1- 1	0- 0				
0- 2	0- 0	0- 1	AWAY	0- 1	0- 0	0- 0				
0- 0	0- 0	0- 0	NEUTRAL	0- 0	0- 0	0- 0				
0- 0	0- 0	0- 0	CONFERENCE	0- 0	0- 0	0- 0				
0- 0	0- 0	0- 0	HOME	0- 0	0- 0	0- 0				
0- 0	0- 0	0- 0	AWAY	0- 0	0- 0	0- 0				
0- 0	0- 0	0- 0	NEUTRAL	0- 0	0- 0	0- 0				

RPI 1-25				RPI 26-50				RPI 51-100				RPI 101+				Team's RPI: 198	
RPI	S	Opponent	Score	RPI	S	Opponent	Score	RPI	S	Opponent	Score	RPI	S	Opponent	Score		
				39	A	Maryland	52 107	54	A	Yale	59 63	114	H	Harvard	68 77		
								69	H	Drexel	62 66	130	H	Bucknell	76 69		
								87	H	George Washington	67 78						
LAST 10 Division I																	
				87	H	George Washington	67 78	114	H	Harvard	68 77						
								39	A	Maryland	52 107						
								130	H	Bucknell	76 69						
								54	A	Yale	59 63						
								69	H	Drexel	62 66						

Non-Div I Games:

Quinnipiac

Average RPI Win:	306	WON-LOST	WINNING	LAST 10	STRENGTH OF	OPP. STRENGTH	TEAM	ADJ.	CONF.	ADJ CONF.
Average RPI Loss:	146	RECORD	PCT. RANK	GAMES	SCHEDULE	OF SCHEDULE	RPI	RPI	RPI	RPI
DIV. I ONLY	2- 5	254	2-5	276	183	253	253	30	30	
DIV. I NON-CONF.	2- 5	253	2-5	276	181	254	254	30	30	
TOTALS	RPI 1-25	RPI 26-50	W-L RECORDS	RPI 51-100	RPI 101-150	RPI 150+				
2- 5	0- 1	0- 0	OVERALL	0- 1	0- 1	2- 2				
0- 1	0- 0	0- 0	HOME	0- 0	0- 0	0- 1				
2- 4	0- 1	0- 0	AWAY	0- 1	0- 1	2- 1				
0- 0	0- 0	0- 0	NEUTRAL	0- 0	0- 0	0- 0				
2- 5	0- 1	0- 0	NON-CONFERENCE	0- 1	0- 1	2- 2				
0- 1	0- 0	0- 0	HOME	0- 0	0- 0	0- 1				
2- 4	0- 1	0- 0	AWAY	0- 1	0- 1	2- 1				
0- 0	0- 0	0- 0	NEUTRAL	0- 0	0- 0	0- 0				
0- 0	0- 0	0- 0	CONFERENCE	0- 0	0- 0	0- 0				
0- 0	0- 0	0- 0	HOME	0- 0	0- 0	0- 0				
0- 0	0- 0	0- 0	AWAY	0- 0	0- 0	0- 0				
0- 0	0- 0	0- 0	NEUTRAL	0- 0	0- 0	0- 0				

RPI 1-25			RPI 26-50			RPI 51-100			RPI 101+			Team's RPI: 253
RPI	S	Opponent	Score	RPI	S	Opponent	Score	RPI	S	Opponent	Score	
11	A	Ohio St.	57 70					60	A	West Virginia	37 74	
								103	A	Vanderbilt	46 80	
								257	H	Mt. St. Mary's	58 75	
								264	A	ETSU	67 43	
								297	A	Morehead St.	62 73	
								348	A	South Carolina St.	60 45	
LAST 10 Division I												
11	A	Ohio St.	57 70	348	A	South Carolina St.	60 45					
297	A	Morehead St.	62 73	103	A	Vanderbilt	46 80					
257	H	Mt. St. Mary's	58 75									
264	A	ETSU	67 43									
60	A	West Virginia	37 74									

Non-Div I Games:

Radford

■ Loss,
 ■ Non-Conf,
 ■ S Site,
 ■ H Home
 ■ A Away
 N Neutral

Rhode Island

Through Games Of Dec. 14, 2019

Average RPI Win:	252	WON-LOST	WINNING	LAST 10	STRENGTH OF	OPP. STRENGTH	TEAM	ADJ.	CONF.	ADJ CONF.
Average RPI Loss:	87	RECORD	PCT. RANK	GAMES	SCHEDULE	OF SCHEDULE	RPI	RPI	RPI	RPI
DIV. I ONLY	6- 3	87	6-3	218	235	137	137	10	10	
DIV. I NON-CONF.	6- 3	85	6-3	218	235	137	137	10	10	
TOTALS	RPI 1-25	RPI 26-50	W-L RECORDS	RPI 51-100	RPI 101-150	RPI 150+				
6- 3	0- 0	0- 0	OVERALL	0- 2	1- 1	5- 0				
4- 0	0- 0	0- 0	HOME	0- 0	1- 0	3- 0				
1- 2	0- 0	0- 0	AWAY	0- 1	0- 1	1- 0				
1- 1	0- 0	0- 0	NEUTRAL	0- 1	0- 0	1- 0				
6- 3	0- 0	0- 0	NON-CONFERENCE	0- 2	1- 1	5- 0				
4- 0	0- 0	0- 0	HOME	0- 0	1- 0	3- 0				
1- 2	0- 0	0- 0	AWAY	0- 1	0- 1	1- 0				
1- 1	0- 0	0- 0	NEUTRAL	0- 1	0- 0	1- 0				
0- 0	0- 0	0- 0	CONFERENCE	0- 0	0- 0	0- 0				
0- 0	0- 0	0- 0	HOME	0- 0	0- 0	0- 0				
0- 0	0- 0	0- 0	AWAY	0- 0	0- 0	0- 0				
0- 0	0- 0	0- 0	NEUTRAL	0- 0	0- 0	0- 0				

RPI 1-25			RPI 26-50			RPI 51-100			RPI 101+			Team's RPI: 137
RPI	S	Opponent	Score	RPI	S	Opponent	Score	RPI	S	Opponent	Score	
						56 N Providence	51 58	102 H Holy Cross		73 58		
						86 A Boston College	55 66	120 A North Dakota		61 67		
								215 H Fairfield		74 41		
								241 H Vermont		77 74		
								293 A Hartford		68 56		
								325 N Brown		89 44		
								337 H LIU Brooklyn		79 56		
LAST 10 Division I												
215	H	Fairfield	74 41	56	N	Providence	51 58					
241	H	Vermont	77 74	325	N	Brown	89 44					
86	A	Boston College	55 66	102	H	Holy Cross	73 58					
120	A	North Dakota	61 67	337	H	LIU Brooklyn	79 56					
293	A	Hartford	68 56									

Non-Div I Games:

Rhode Island

 Loss,
 Non-Conf,
 S Site,
 H Home
 A Away
N Neutral

Average RPI Win:	286	WON-LOST	WINNING	LAST 10	STRENGTH OF	OPP. STRENGTH	TEAM	ADJ.	CONF.	ADJ CONF.
Average RPI Loss:	79	RECORD	PCT. RANK	GAMES	SCHEDULE	OF SCHEDULE	RPI	RPI	RPI	RPI
DIV. I ONLY	4- 4	163	4-4	297	36	230	230	13	13	
DIV. I NON-CONF.	4- 4	163	4-4	297	36	230	230	13	13	
TOTALS	RPI 1-25	RPI 26-50	W-L RECORDS	RPI 51-100	RPI 101-150	RPI 150+				
4- 4	0- 1	0- 1	OVERALL	0- 1	0- 0	4- 1				
3- 1	0- 1	0- 0	HOME	0- 0	0- 0	3- 0				
1- 3	0- 0	0- 1	AWAY	0- 1	0- 0	1- 1				
0- 0	0- 0	0- 0	NEUTRAL	0- 0	0- 0	0- 0				
4- 4	0- 1	0- 1	NON-CONFERENCE	0- 1	0- 0	4- 1				
3- 1	0- 1	0- 0	HOME	0- 0	0- 0	3- 0				
1- 3	0- 0	0- 1	AWAY	0- 1	0- 0	1- 1				
0- 0	0- 0	0- 0	NEUTRAL	0- 0	0- 0	0- 0				
0- 0	0- 0	0- 0	CONFERENCE	0- 0	0- 0	0- 0				
0- 0	0- 0	0- 0	HOME	0- 0	0- 0	0- 0				
0- 0	0- 0	0- 0	AWAY	0- 0	0- 0	0- 0				
0- 0	0- 0	0- 0	NEUTRAL	0- 0	0- 0	0- 0				

RPI 1-25			RPI 26-50			RPI 51-100			RPI 101+			Team's RPI: 230
RPI	S	Opponent	Score	RPI	S	Opponent	Score	RPI	S	Opponent	Score	
17	H	Texas A&M	61 62	32	A	Oklahoma St.	38 69	65	A	Texas Southern	56 63	202 A SMU 43 55
												247 H Little Rock 66 40
												285 H Nicholls St. 71 47
												290 H Northern Ariz. 71 57
												320 A McNeese 81 50
LAST 10 Division I												
17	H	Texas A&M	61 62	65	A	Texas Southern	56 63					
202	A	SMU	43 55	290	H	Northern Ariz.	71 57					
247	H	Little Rock	66 40	320	A	McNeese	81 50					
285	H	Nicholls St.	71 47	32	A	Oklahoma St.	38 69					

Non-Div I Games:

Rice

Average RPI Win:	168	WON-LOST	WINNING	LAST 10	STRENGTH OF	OPP. STRENGTH	TEAM	ADJ.	CONF.	ADJ CONF.
Average RPI Loss:	69	RECORD	PCT. RANK	GAMES	SCHEDULE	OF SCHEDULE	RPI	RPI	RPI	RPI
DIV. I ONLY	6- 4	124	6-4	33	180	44	44	10	10	
DIV. I NON-CONF.	6- 4	124	6-4	32	178	44	44	10	10	
TOTALS	RPI 1-25	RPI 26-50	W-L RECORDS	RPI 51-100	RPI 101-150	RPI 150+				
6- 4	0- 0	0- 1	OVERALL	1- 2	1- 1	4- 0				
2- 1	0- 0	0- 0	HOME	1- 0	0- 1	1- 0				
4- 2	0- 0	0- 1	AWAY	0- 1	1- 0	3- 0				
0- 1	0- 0	0- 0	NEUTRAL	0- 1	0- 0	0- 0				
6- 4	0- 0	0- 1	NON-CONFERENCE	1- 2	1- 1	4- 0				
2- 1	0- 0	0- 0	HOME	1- 0	0- 1	1- 0				
4- 2	0- 0	0- 1	AWAY	0- 1	1- 0	3- 0				
0- 1	0- 0	0- 0	NEUTRAL	0- 1	0- 0	0- 0				
0- 0	0- 0	0- 0	CONFERENCE	0- 0	0- 0	0- 0				
0- 0	0- 0	0- 0	HOME	0- 0	0- 0	0- 0				
0- 0	0- 0	0- 0	AWAY	0- 0	0- 0	0- 0				
0- 0	0- 0	0- 0	NEUTRAL	0- 0	0- 0	0- 0				

RPI 1-25			RPI 26-50			Team's RPI: 44			RPI 51-100			RPI 101+		
RPI	S	Opponent	Score	RPI	S	Opponent	Score		RPI	S	Opponent	Score		
				37	A	Charlotte	59	78	53	N	Bradley	57	61	
									69	A	Drexel	52	58	
									92	H	Fla. Atlantic	57	55	
												113	A	UNC Greensboro
												116	H	Furman
												153	A	Coastal Caro.
												164	H	William & Mary
												233	A	Georgetown
												250	A	UMES
LAST 10 Division I														
				116	H	Furman	69	70	250	A	UMES	64	52	
				92	H	Fla. Atlantic	57	55	53	N	Bradley	57	61	
				233	A	Georgetown	51	49	153	A	Coastal Caro.	79	67	
				37	A	Charlotte	59	78	69	A	Drexel	52	58	
				113	A	UNC Greensboro	70	62	164	H	William & Mary	76	73	

Non-Div I Games:

Richmond

Average RPI Win:	235	WON-LOST	WINNING	LAST 10	STRENGTH OF	OPP. STRENGTH	TEAM	ADJ.	CONF.	ADJ CONF.
Average RPI Loss:	52	RECORD	PCT. RANK	GAMES	SCHEDULE	OF SCHEDULE	RPI	RPI	RPI	RPI
DIV. I ONLY	5- 2	72	5-2	259	85	108	108	21	21	
DIV. I NON-CONF.	5- 2	73	5-2	259	84	108	108	20	20	
TOTALS	RPI 1-25	RPI 26-50	W-L RECORDS	RPI 51-100	RPI 101-150	RPI 150+				
5- 2	0- 1	0- 0	OVERALL	0- 1	1- 0	4- 0				
2- 0	0- 0	0- 0	HOME	0- 0	1- 0	1- 0				
2- 1	0- 1	0- 0	AWAY	0- 0	0- 0	2- 0				
1- 1	0- 0	0- 0	NEUTRAL	0- 1	0- 0	1- 0				
5- 2	0- 1	0- 0	NON-CONFERENCE	0- 1	1- 0	4- 0				
2- 0	0- 0	0- 0	HOME	0- 0	1- 0	1- 0				
2- 1	0- 1	0- 0	AWAY	0- 0	0- 0	2- 0				
1- 1	0- 0	0- 0	NEUTRAL	0- 1	0- 0	1- 0				
0- 0	0- 0	0- 0	CONFERENCE	0- 0	0- 0	0- 0				
0- 0	0- 0	0- 0	HOME	0- 0	0- 0	0- 0				
0- 0	0- 0	0- 0	AWAY	0- 0	0- 0	0- 0				
0- 0	0- 0	0- 0	NEUTRAL	0- 0	0- 0	0- 0				

RPI 1-25			RPI 26-50			RPI 51-100			RPI 101+			Team's RPI: 108
RPI	S	Opponent	Score	RPI	S	Opponent	Score	RPI	S	Opponent	Score	
9	A	Princeton	47 80					94	N	North Florida	70 80	138 H La Salle 70 43
												233 A Georgetown 65 64
												238 A Penn St. 78 70
												262 H Xavier 64 57
												303 N Lipscomb 81 76
LAST 10 Division I												
233	A	Georgetown	65 64	138	H	La Salle	70 43					
9	A	Princeton	47 80	94	N	North Florida	70 80					
				303	N	Lipscomb	81 76					
				262	H	Xavier	64 57					
				238	A	Penn St.	78 70					

Non-Div I Games:

Rider

Report Month				Through Games of Dec. 11, 1919						
Average RPI Win:	187	WON-LOST	WINNING	LAST 10	STRENGTH OF	OPP. STRENGTH	TEAM	ADJ.	CONF.	ADJ CONF.
Average RPI Loss:	114	RECORD	PCT. RANK	GAMES	SCHEDULE	OF SCHEDULE	RPI	RPI	RPI	RPI
DIV. I ONLY	3- 4	199	3-4	100	154	169	169	29	29	
DIV. I NON-CONF.	3- 4	200	3-4	99	152	166	166	29	29	
TOTALS	RPI 1-25	RPI 26-50	W-L RECORDS	RPI 51-100	RPI 101-150	RPI 150+				
3- 4	0- 0	0- 1	OVERALL	0- 1	1- 0	2- 2				
2- 2	0- 0	0- 0	HOME	0- 0	0- 0	2- 2				
1- 2	0- 0	0- 1	AWAY	0- 1	1- 0	0- 0				
0- 0	0- 0	0- 0	NEUTRAL	0- 0	0- 0	0- 0				
3- 4	0- 0	0- 1	NON-CONFERENCE	0- 1	1- 0	2- 2				
2- 2	0- 0	0- 0	HOME	0- 0	0- 0	2- 2				
1- 2	0- 0	0- 1	AWAY	0- 1	1- 0	0- 0				
0- 0	0- 0	0- 0	NEUTRAL	0- 0	0- 0	0- 0				
0- 0	0- 0	0- 0	CONFERENCE	0- 0	0- 0	0- 0				
0- 0	0- 0	0- 0	HOME	0- 0	0- 0	0- 0				
0- 0	0- 0	0- 0	AWAY	0- 0	0- 0	0- 0				
0- 0	0- 0	0- 0	NEUTRAL	0- 0	0- 0	0- 0				

RPI 1-25				RPI 26-50				RPI 51-100				RPI 101+				Team's RPI: 169	
RPI	S	Opponent	Score	RPI	S	Opponent	Score	RPI	S	Opponent	Score	RPI	S	Opponent	Score		
				27	A	TCU	61 66	59	A	Kent St.	81 82	138	A	La Salle	71 68		
												158	H	Columbia	59 61		
												162	H	Youngstown St.	58 43		
												211	H	Delaware	62 73		
												262	H	Xavier	71 57		
EAST 10 Division I																	
				211	H	Delaware	62 73	162	H	Youngstown St.	58 43						
				262	H	Xavier	71 57	138	A	La Salle	71 68						
				59	A	Kent St.	81 82	27	A	TCU	61 66						
				158	H	Columbia	59 61										

Non-Div I Games: Pitt.-Johnstown 63 30

Robert Morris

■ Loss, ■ Non-Conf, S Site, H Home A Away N Neutral

Average RPI Win:	179	WON-LOST	WINNING	LAST 10	STRENGTH OF	OPP. STRENGTH	TEAM	ADJ.	CONF.	ADJ CONF.
Average RPI Loss:	41	RECORD	PCT. RANK	GAMES	SCHEDULE	OF SCHEDULE	RPI	RPI	RPI	RPI
DIV. I ONLY	9- 1	15	9-1	206	25	38	38	1	1	
DIV. I NON-CONF.	9- 1	15	9-1	206	25	38	38	1	1	
TOTALS	RPI 1-25	RPI 26-50	W-L RECORDS	RPI 51-100	RPI 101-150	RPI 150+				
9- 1	1- 0	1- 1	OVERALL	0- 0	2- 0	5- 0				
6- 0	1- 0	0- 0	HOME	0- 0	1- 0	4- 0				
1- 1	0- 0	0- 1	AWAY	0- 0	0- 0	1- 0				
2- 0	0- 0	1- 0	NEUTRAL	0- 0	1- 0	0- 0				
9- 1	1- 0	1- 1	NON-CONFERENCE	0- 0	2- 0	5- 0				
6- 0	1- 0	0- 0	HOME	0- 0	1- 0	4- 0				
1- 1	0- 0	0- 1	AWAY	0- 0	0- 0	1- 0				
2- 0	0- 0	1- 0	NEUTRAL	0- 0	1- 0	0- 0				
0- 0	0- 0	0- 0	CONFERENCE	0- 0	0- 0	0- 0				
0- 0	0- 0	0- 0	HOME	0- 0	0- 0	0- 0				
0- 0	0- 0	0- 0	AWAY	0- 0	0- 0	0- 0				
0- 0	0- 0	0- 0	NEUTRAL	0- 0	0- 0	0- 0				

RPI 1-25				RPI 26-50				Team's RPI: 38				RPI 51-100				RPI 101+			
RPI	S	Opponent	Score	RPI	S	Opponent	Score	RPI	S	Opponent	Score	RPI	S	Opponent	Score	RPI	S	Opponent	Score
22	H	Virginia	73 63	28	N	Georgia Tech	46 43					103	N	Vanderbilt	62 56	114	H	Harvard	74 46
				41	A	LSU	58 64									245	H	Southern U.	78 58
																252	H	Niagara	87 37
																263	A	South Alabama	77 56
																269	H	Towson	67 53
																315	H	Coppin St.	107 33
LAST 10 Division I																			
				22	H	Virginia	73 63					245	H	Southern U.	78 58				
				28	N	Georgia Tech	46 43					269	H	Towson	67 53				
				103	N	Vanderbilt	62 56					252	H	Niagara	87 37				
				41	A	LSU	58 64					315	H	Coppin St.	107 33				
				114	H	Harvard	74 46					263	A	South Alabama	77 56				

Non-Div I Games:

Rutgers

■ Loss,
 ■ Non-Conf, S Site,
 ■ Home
 ■ Away
 N Neutral

Average RPI Win:	289	WON-LOST	WINNING	LAST 10	STRENGTH OF	OPP. STRENGTH	TEAM	ADJ.	CONF.	ADJ CONF.
Average RPI Loss:	76	RECORD	PCT. RANK	GAMES	SCHEDULE	OF SCHEDULE	RPI	RPI	RPI	RPI
DIV. I ONLY	4- 2	87	4-2	270	222	159	159	26	26	
DIV. I NON-CONF.	4- 2	85	4-2	270	221	158	158	26	26	
TOTALS	RPI 1-25	RPI 26-50	W-L RECORDS	RPI 51-100	RPI 101-150	RPI 150+				
4- 2	0- 0	0- 0	OVERALL	0- 2	0- 0	4- 0				
1- 1	0- 0	0- 0	HOME	0- 1	0- 0	1- 0				
2- 1	0- 0	0- 0	AWAY	0- 1	0- 0	2- 0				
1- 0	0- 0	0- 0	NEUTRAL	0- 0	0- 0	1- 0				
4- 2	0- 0	0- 0	NON-CONFERENCE	0- 2	0- 0	4- 0				
1- 1	0- 0	0- 0	HOME	0- 1	0- 0	1- 0				
2- 1	0- 0	0- 0	AWAY	0- 1	0- 0	2- 0				
1- 0	0- 0	0- 0	NEUTRAL	0- 0	0- 0	1- 0				
0- 0	0- 0	0- 0	CONFERENCE	0- 0	0- 0	0- 0				
0- 0	0- 0	0- 0	HOME	0- 0	0- 0	0- 0				
0- 0	0- 0	0- 0	AWAY	0- 0	0- 0	0- 0				
0- 0	0- 0	0- 0	NEUTRAL	0- 0	0- 0	0- 0				

RPI 1-25			RPI 26-50			RPI 51-100			RPI 101+			Team's RPI: 159
RPI	S	Opponent	Score	RPI	S	Opponent	Score	RPI	S	Opponent	Score	
						55 A Oklahoma	62 75	244 A Tulsa			67 63	
						96 H UCF	57 63	271 N UC Santa Barbara			67 56	
								318 H Alcorn			67 62	
								324 A Nevada			80 65	
LAST 10 Division I												
						55 A Oklahoma	62 75	324 A Nevada			80 65	
						96 H UCF	57 63	271 N UC Santa Barbara			67 56	
						318 H Alcorn	67 62					
						244 A Tulsa	67 63					

Non-Div I Games: Cent. Christian (KS104 46

SFA

Average RPI Win:	334	WON-LOST	WINNING	LAST 10	STRENGTH OF	OPP. STRENGTH	TEAM	ADJ.	CONF.	ADJ CONF.
Average RPI Loss:	93	RECORD	PCT. RANK	GAMES	SCHEDULE	OF SCHEDULE	RPI	RPI	RPI	RPI
DIV. I ONLY	2- 5	254	2-5	122	232	266	266	22	22	
DIV. I NON-CONF.	2- 5	253	2-5	121	232	267	267	22	22	
TOTALS	RPI 1-25	RPI 26-50	W-L RECORDS	RPI 51-100	RPI 101-150	RPI 150+				
2- 5	0- 0	0- 1	OVERALL	0- 2	0- 1	2- 1				
2- 3	0- 0	0- 1	HOME	0- 1	0- 1	2- 0				
0- 2	0- 0	0- 0	AWAY	0- 1	0- 0	0- 1				
0- 0	0- 0	0- 0	NEUTRAL	0- 0	0- 0	0- 0				
2- 5	0- 0	0- 1	NON-CONFERENCE	0- 2	0- 1	2- 1				
2- 3	0- 0	0- 1	HOME	0- 1	0- 1	2- 0				
0- 2	0- 0	0- 0	AWAY	0- 1	0- 0	0- 1				
0- 0	0- 0	0- 0	NEUTRAL	0- 0	0- 0	0- 0				
0- 0	0- 0	0- 0	CONFERENCE	0- 0	0- 0	0- 0				
0- 0	0- 0	0- 0	HOME	0- 0	0- 0	0- 0				
0- 0	0- 0	0- 0	AWAY	0- 0	0- 0	0- 0				
0- 0	0- 0	0- 0	NEUTRAL	0- 0	0- 0	0- 0				

RPI 1-25				RPI 26-50				RPI 51-100				RPI 101+				Team's RPI: 266	
RPI	S	Opponent	Score	RPI	S	Opponent	Score	RPI	S	Opponent	Score	RPI	S	Opponent	Score		
				33	H	Saint Louis	35 68	62	H	Loyola Chicago	50 63	110	H	Southern Ill.	67 103		
								83	A	Nebraska	49 63	179	A	Missouri	51 68		
												333	H	Purdue Fort Wayne	57 53		
												334	H	Evansville	85 74		
LAST 10 Division I																	
				62	H	Loyola Chicago	50 63	333	H	Purdue Fort Wayne	57 53						
				110	H	Southern Ill.	67 103	179	A	Missouri	51 68						
								33	H	Saint Louis	35 68						
								83	A	Nebraska	49 63						
								334	H	Evansville	85 74						

Non-Div I Games: Quincy

65 70

SIUE

SMU				STRENGTH OF SCHEDULE	OPP. STRENGTH OF SCHEDULE	TEAM RPI	ADJ. RPI	CONF. RPI	ADJ CONF. RPI
Average RPI Win:	225	WON-LOST RECORD	WINNING PCT. RANK						
Average RPI Loss:	86		LAST 10 GAMES						
DIV. I ONLY	4- 4	163	4-4	139	187	202	202	9	9
DIV. I NON-CONF.	4- 4	163	4-4	139	184	201	201	9	9

TOTALS	RPI 1-25	RPI 26-50	W-L RECORDS	RPI 51-100	RPI 101-150	RPI 150+			
4- 4	0- 0	0- 2	OVERALL	0- 1	1- 0	3- 1			
3- 3	0- 0	0- 1	HOME	0- 1	1- 0	2- 1			
0- 1	0- 0	0- 1	AWAY	0- 0	0- 0	0- 0			
1- 0	0- 0	0- 0	NEUTRAL	0- 0	0- 0	1- 0			
4- 4	0- 0	0- 2	NON-CONFERENCE	0- 1	1- 0	3- 1			
3- 3	0- 0	0- 1	HOME	0- 1	1- 0	2- 1			
0- 1	0- 0	0- 1	AWAY	0- 0	0- 0	0- 0			
1- 0	0- 0	0- 0	NEUTRAL	0- 0	0- 0	1- 0			
0- 0	0- 0	0- 0	CONFERENCE	0- 0	0- 0	0- 0			
0- 0	0- 0	0- 0	HOME	0- 0	0- 0	0- 0			
0- 0	0- 0	0- 0	AWAY	0- 0	0- 0	0- 0			
0- 0	0- 0	0- 0	NEUTRAL	0- 0	0- 0	0- 0			

RPI 1-25				RPI 26-50				RPI 51-100				RPI 101+ Team's RPI: 202			
RPI	S	Opponent	Score	RPI	S	Opponent	Score	RPI	S	Opponent	Score	RPI	S	Opponent	Score
27	H	TCU	56 57	43	A	Pacific	49 77	91	H	Wright St.	61 69	120	H	North Dakota	66 51
												181	H	Northern Colo.	52 61
												230	H	Rice	55 43
												231	N	CSUN	68 58
												320	H	McNeese	81 60

LAST 10 Division I															
120	H	North Dakota	66 51	27	H	TCU	56 57	91	H	Wright St.	61 69	181	H	Northern Colo.	52 61
43	A	Pacific	49 77	230	H	Rice	55 43	320	H	McNeese	81 60				
231	N	CSUN	68 58												

Non-Div I Games:

SMU

Average RPI Win:	0	WON-LOST	WINNING	LAST 10	STRENGTH OF	OPP. STRENGTH	TEAM	ADJ.	CONF.	ADJ CONF.
Average RPI Loss:	256	RECORD	PCT. RANK	GAMES	SCHEDULE	OF SCHEDULE	RPI	RPI	RPI	RPI
DIV. I ONLY	0- 6	336	0-6	309	349	347	347	18	18	
DIV. I NON-CONF.	0- 6	336	0-6	309	349	347	347	18	18	
TOTALS	RPI 1-25	RPI 26-50	W-L RECORDS	RPI 51-100	RPI 101-150	RPI 150+				
0- 6	0- 0	0- 0	OVERALL	0- 0	0- 1	0- 5				
0- 0	0- 0	0- 0	HOME	0- 0	0- 0	0- 0				
0- 6	0- 0	0- 0	AWAY	0- 0	0- 1	0- 5				
0- 0	0- 0	0- 0	NEUTRAL	0- 0	0- 0	0- 0				
0- 6	0- 0	0- 0	NON-CONFERENCE	0- 0	0- 1	0- 5				
0- 0	0- 0	0- 0	HOME	0- 0	0- 0	0- 0				
0- 6	0- 0	0- 0	AWAY	0- 0	0- 1	0- 5				
0- 0	0- 0	0- 0	NEUTRAL	0- 0	0- 0	0- 0				
0- 0	0- 0	0- 0	CONFERENCE	0- 0	0- 0	0- 0				
0- 0	0- 0	0- 0	HOME	0- 0	0- 0	0- 0				
0- 0	0- 0	0- 0	AWAY	0- 0	0- 0	0- 0				
0- 0	0- 0	0- 0	NEUTRAL	0- 0	0- 0	0- 0				

RPI 1-25				RPI 26-50				RPI 51-100				RPI 101+				Team's RPI: 347	
RPI	S	Opponent	Score	RPI	S	Opponent	Score	RPI	S	Opponent	Score	RPI	S	Opponent	Score		
												128	A	San Francisco	82	87	
												167	A	San Jose St.	67	73	
												276	A	UC Davis	75	77	
												298	A	Cal Poly	43	62	
												324	A	Nevada	72	83	
												343	A	Seattle U	84	88	
LAST 10 Division I																	
				343	A	Seattle U	84	88	128	A	San Francisco	82	87				
				276	A	UC Davis	75	77									
				298	A	Cal Poly	43	62									
				167	A	San Jose St.	67	73									
				324	A	Nevada	72	83									

Non-Div I Games: Cal Maritime 86 55

Sacramento St.

■ Loss,
 ■ Non-Conf,
 ■ S Site,
 ■ Home
 ■ A Away
 N Neutral

Sacred Heart

Through Games Of Dec. 14, 2019

Average RPI Win:	333	WON-LOST	WINNING	LAST 10	STRENGTH OF	OPP. STRENGTH	TEAM	ADJ.	CONF.	ADJ CONF.
Average RPI Loss:	128	RECORD	PCT. RANK	GAMES	SCHEDULE	OF SCHEDULE	RPI	RPI	RPI	RPI
DIV. I ONLY	2- 6	276	2-6	215	221	291	291	29	29	
DIV. I NON-CONF.	2- 6	276	2-6	215	220	291	291	29	29	
TOTALS	RPI 1-25	RPI 26-50	W-L RECORDS	RPI 51-100	RPI 101-150	RPI 150+				
2- 6	0- 0	0- 0	OVERALL	0- 2	0- 2	2- 2				
1- 1	0- 0	0- 0	HOME	0- 0	0- 1	1- 0				
0- 4	0- 0	0- 0	AWAY	0- 1	0- 1	0- 2				
1- 1	0- 0	0- 0	NEUTRAL	0- 1	0- 0	1- 0				
2- 6	0- 0	0- 0	NON-CONFERENCE	0- 2	0- 2	2- 2				
1- 1	0- 0	0- 0	HOME	0- 0	0- 1	1- 0				
0- 4	0- 0	0- 0	AWAY	0- 1	0- 1	0- 2				
1- 1	0- 0	0- 0	NEUTRAL	0- 1	0- 0	1- 0				
0- 0	0- 0	0- 0	CONFERENCE	0- 0	0- 0	0- 0				
0- 0	0- 0	0- 0	HOME	0- 0	0- 0	0- 0				
0- 0	0- 0	0- 0	AWAY	0- 0	0- 0	0- 0				
0- 0	0- 0	0- 0	NEUTRAL	0- 0	0- 0	0- 0				

RPI 1-25			RPI 26-50			RPI 51-100			RPI 101+			Team's RPI: 291
RPI	S	Opponent	Score	RPI	S	Opponent	Score	RPI	S	Opponent	Score	
						77 A Seton Hall	69 95	102 H Holy Cross		52 65		
						83 N Nebraska	49 72	112 A Stony Brook		50 54		
								191 A Saint Joseph's		44 71		
								200 A Siena		57 68		
								331 N Detroit Mercy		66 60		
								335 H Hofstra		71 44		
LAST 10 Division I												
200 A		Siena	57 68	102 H		Holy Cross	52 65					
335 H		Hofstra	71 44	191 A		Saint Joseph's	44 71					
77 A		Seton Hall	69 95	83 N		Nebraska	49 72					
				331 N		Detroit Mercy	66 60					
				112 A		Stony Brook	50 54					

Non-Div I Games: Bridgeport 77 63

Sacred Heart

■ Loss,
 ■ Non-Conf,
 ■ S Site,
 ■ H Home
 ■ A Away
 N Neutral

Average RPI Win:	214	WON-LOST	WINNING	LAST 10	STRENGTH OF	OPP. STRENGTH	TEAM	ADJ.	CONF.	ADJ CONF.
Average RPI Loss:	120	RECORD	PCT. RANK	GAMES	SCHEDULE	OF SCHEDULE	RPI	RPI	RPI	RPI
DIV. I ONLY	2- 6	276	2-6	88	162	180	180	29	29	
DIV. I NON-CONF.	2- 6	276	2-6	87	159	178	178	29	29	
TOTALS	RPI 1-25	RPI 26-50	W-L RECORDS	RPI 51-100	RPI 101-150	RPI 150+				
2- 6	0- 1	0- 1	OVERALL	0- 1	0- 1	2- 2				
0- 1	0- 0	0- 0	HOME	0- 0	0- 0	0- 1				
1- 4	0- 0	0- 1	AWAY	0- 1	0- 1	1- 1				
1- 1	0- 1	0- 0	NEUTRAL	0- 0	0- 0	1- 0				
2- 6	0- 1	0- 1	NON-CONFERENCE	0- 1	0- 1	2- 2				
0- 1	0- 0	0- 0	HOME	0- 0	0- 0	0- 1				
1- 4	0- 0	0- 1	AWAY	0- 1	0- 1	1- 1				
1- 1	0- 1	0- 0	NEUTRAL	0- 0	0- 0	1- 0				
0- 0	0- 0	0- 0	CONFERENCE	0- 0	0- 0	0- 0				
0- 0	0- 0	0- 0	HOME	0- 0	0- 0	0- 0				
0- 0	0- 0	0- 0	AWAY	0- 0	0- 0	0- 0				
0- 0	0- 0	0- 0	NEUTRAL	0- 0	0- 0	0- 0				

RPI 1-25				RPI 26-50				RPI 51-100				RPI 101+ Team's RPI: 180			
RPI	S	Opponent	Score	RPI	S	Opponent	Score	RPI	S	Opponent	Score	RPI	S	Opponent	Score
18	N	FGCU	64 97	35	A	Virginia Tech	41 105	60	A	West Virginia	45 74	148	A	South Fla.	23 62
												162	H	Youngstown St.	46 56
												186	N	Stetson	78 73
												241	A	Vermont	73 69
												297	A	Morehead St.	54 65
LAST 10 Division I															
162	H	Youngstown St.	46 56	148	A	South Fla.	23 62	18	N	FGCU	64 97	297	A	Morehead St.	54 65
241	A	Vermont	73 69	60	A	West Virginia	45 74	186	N	Stetson	78 73				
35	A	Virginia Tech	41 105												

Non-Div I Games:

Saint Francis (PA)

Saint Joseph's

Through Games Of Dec. 14, 2019

Average RPI Win:	196	WON-LOST	WINNING	LAST 10	STRENGTH OF	OPP. STRENGTH	TEAM	ADJ.	CONF.	ADJ CONF.
Average RPI Loss:	103	RECORD	PCT. RANK	GAMES	SCHEDULE	OF SCHEDULE	RPI	RPI	RPI	RPI
DIV. I ONLY	4- 5	189	4-5	159	97	191	191	10	10	
DIV. I NON-CONF.	4- 5	190	4-5	160	97	189	189	10	10	
TOTALS	RPI 1-25	RPI 26-50	W-L RECORDS	RPI 51-100	RPI 101-150	RPI 150+				
4- 5	0- 0	0- 0	OVERALL	1- 3	0- 2	3- 0				
3- 2	0- 0	0- 0	HOME	1- 2	0- 0	2- 0				
1- 2	0- 0	0- 0	AWAY	0- 0	0- 2	1- 0				
0- 1	0- 0	0- 0	NEUTRAL	0- 1	0- 0	0- 0				
4- 5	0- 0	0- 0	NON-CONFERENCE	1- 3	0- 2	3- 0				
3- 2	0- 0	0- 0	HOME	1- 2	0- 0	2- 0				
1- 2	0- 0	0- 0	AWAY	0- 0	0- 2	1- 0				
0- 1	0- 0	0- 0	NEUTRAL	0- 1	0- 0	0- 0				
0- 0	0- 0	0- 0	CONFERENCE	0- 0	0- 0	0- 0				
0- 0	0- 0	0- 0	HOME	0- 0	0- 0	0- 0				
0- 0	0- 0	0- 0	AWAY	0- 0	0- 0	0- 0				
0- 0	0- 0	0- 0	NEUTRAL	0- 0	0- 0	0- 0				

RPI 1-25			RPI 26-50			RPI 51-100			RPI 101+			Team's RPI: 191
RPI	S	Opponent	Score	RPI	S	Opponent	Score	RPI	S	Opponent	Score	
						67 H Temple	67 63	119 A Auburn		62 66		
						69 H Drexel	52 62	149 A Villanova		44 60		
						77 N Seton Hall	39 55	158 A Columbia		71 57		
						100 H Penn	45 55	268 H American		72 51		
								291 H Sacred Heart		71 44		
LAST 10 Division I												
149 A Villanova		44 60	119 A Auburn		62 66							
291 H Sacred Heart		71 44	100 H Penn		45 55							
69 H Drexel		52 62	77 N Seton Hall		39 55							
268 H American		72 51	67 H Temple		67 63							
			158 A Columbia		71 57							

Non-Div I Games:

Saint Joseph's

■ Loss,
 ■ Non-Conf,
 ■ S Site,
 ■ H Home
 ■ A Away
 N Neutral

Saint Louis

Through Games Of Dec. 14, 2019

Average RPI Win:	147	WON-LOST	WINNING	LAST 10	STRENGTH OF	OPP. STRENGTH	TEAM	ADJ.	CONF.	ADJ CONF.
Average RPI Loss:	131	RECORD	PCT. RANK	GAMES	SCHEDULE	OF SCHEDULE	RPI	RPI	RPI	RPI
DIV. I ONLY	7- 3	79	7-3	77	122	33	33	10	10	
DIV. I NON-CONF.	7- 3	80	7-3	76	122	33	33	10	10	
TOTALS	RPI 1-25	RPI 26-50	W-L RECORDS	RPI 51-100	RPI 101-150	RPI 150+				
7- 3	0- 0	1- 0	OVERALL	1- 0	3- 2	2- 1				
4- 0	0- 0	1- 0	HOME	1- 0	2- 0	0- 0				
3- 3	0- 0	0- 0	AWAY	0- 0	1- 2	2- 1				
0- 0	0- 0	0- 0	NEUTRAL	0- 0	0- 0	0- 0				
7- 3	0- 0	1- 0	NON-CONFERENCE	1- 0	3- 2	2- 1				
4- 0	0- 0	1- 0	HOME	1- 0	2- 0	0- 0				
3- 3	0- 0	0- 0	AWAY	0- 0	1- 2	2- 1				
0- 0	0- 0	0- 0	NEUTRAL	0- 0	0- 0	0- 0				
0- 0	0- 0	0- 0	CONFERENCE	0- 0	0- 0	0- 0				
0- 0	0- 0	0- 0	HOME	0- 0	0- 0	0- 0				
0- 0	0- 0	0- 0	AWAY	0- 0	0- 0	0- 0				
0- 0	0- 0	0- 0	NEUTRAL	0- 0	0- 0	0- 0				

RPI 1-25				RPI 26-50				Team's RPI: 33				RPI 51-100				RPI 101+			
RPI	S	Opponent	Score	RPI	S	Opponent	Score	RPI	S	Opponent	Score	RPI	S	Opponent	Score	RPI	S	Opponent	Score
				26	H	Illinois St.	61 56					75	H	Colgate	61 51	103	A	Vanderbilt	50 62
																110	A	Southern Ill.	53 61
																131	H	Southeast Mo. St.	76 61
																139	A	Cincinnati	60 50
																143	H	UT Martin	56 50
																179	A	Missouri	58 83
																248	A	Northern Ky.	67 42
																266	A	SIUE	68 35
LAST 10 Division I																			
				26	H	Illinois St.	61 56					266	A	SIUE	68 35				
				179	A	Missouri	58 83					103	A	Vanderbilt	50 62				
				131	H	Southeast Mo. St.	76 61					248	A	Northern Ky.	67 42				
				110	A	Southern Ill.	53 61					139	A	Cincinnati	60 50				
				75	H	Colgate	61 51					143	H	UT Martin	56 50				

Non-Div I Games:

Saint Louis

■ Loss,
 ■ Non-Conf,
 ■ S Site,
 ■ H Home
 ■ A Away
 N Neutral

Saint Mary's (CA)

Through Games Of Dec. 14, 2019

Average RPI Win:	220	WON-LOST	WINNING	LAST 10	STRENGTH OF	OPP. STRENGTH	TEAM	ADJ.	CONF.	ADJ CONF.
Average RPI Loss:	133	RECORD	PCT. RANK	GAMES	SCHEDULE	OF SCHEDULE	RPI	RPI	RPI	RPI
DIV. I ONLY	4- 4	163	4-4	44	278	155	155	12	12	
DIV. I NON-CONF.	4- 4	163	4-4	44	278	154	154	12	12	
TOTALS	RPI 1-25	RPI 26-50	W-L RECORDS	RPI 51-100	RPI 101-150	RPI 150+				
4- 4	0- 1	1- 0	OVERALL	0- 1	0- 1	3- 1				
4- 2	0- 1	1- 0	HOME	0- 1	0- 0	3- 0				
0- 2	0- 0	0- 0	AWAY	0- 0	0- 1	0- 1				
0- 0	0- 0	0- 0	NEUTRAL	0- 0	0- 0	0- 0				
4- 4	0- 1	1- 0	NON-CONFERENCE	0- 1	0- 1	3- 1				
4- 2	0- 1	1- 0	HOME	0- 1	0- 0	3- 0				
0- 2	0- 0	0- 0	AWAY	0- 0	0- 1	0- 1				
0- 0	0- 0	0- 0	NEUTRAL	0- 0	0- 0	0- 0				
0- 0	0- 0	0- 0	CONFERENCE	0- 0	0- 0	0- 0				
0- 0	0- 0	0- 0	HOME	0- 0	0- 0	0- 0				
0- 0	0- 0	0- 0	AWAY	0- 0	0- 0	0- 0				
0- 0	0- 0	0- 0	NEUTRAL	0- 0	0- 0	0- 0				

RPI 1-25				RPI 26-50				RPI 51-100				RPI 101+ Team's RPI: 155			
RPI	S	Opponent	Score	RPI	S	Opponent	Score	RPI	S	Opponent	Score	RPI	S	Opponent	Score
14	H	NC State	70 87	36	H	Western Ky.	80 73	51	H	Marquette	63 77	142	A	Wyoming	67 69
												271	H	UC Santa Barbara	64 43
												276	H	UC Davis	83 74
												298	H	Cal Poly	84 67
												324	A	Nevada	72 78
LAST 10 Division I															
298	H	Cal Poly	84 67	142	A	Wyoming	67 69								
36	H	Western Ky.	80 73	271	H	UC Santa Barbara	64 43								
51	H	Marquette	63 77	324	A	Nevada	72 78								
14	H	NC State	70 87												
276	H	UC Davis	83 74												

Non-Div I Games:

Saint Mary's (CA)

■ Loss,
 ■ Non-Conf, S Site,
 ■ Home
 ■ Away
 N Neutral

Saint Peter's

Through Games Of Dec. 14, 2019

Average RPI Win:	303	WON-LOST	WINNING	LAST 10	STRENGTH OF	OPP. STRENGTH	TEAM	ADJ.	CONF.	ADJ CONF.
Average RPI Loss:	231	RECORD	PCT. RANK	GAMES	SCHEDULE	OF SCHEDULE	RPI	RPI	RPI	RPI
DIV. I ONLY	3- 4	199	3-4	351	166	313	313	21	21	
DIV. I NON-CONF.	3- 4	200	3-4	351	164	313	313	20	20	
TOTALS	RPI 1-25	RPI 26-50	W-L RECORDS	RPI 51-100	RPI 101-150	RPI 150+				
3- 4	0- 0	0- 0	OVERALL	0- 0	0- 0	3- 4				
1- 0	0- 0	0- 0	HOME	0- 0	0- 0	1- 0				
2- 4	0- 0	0- 0	AWAY	0- 0	0- 0	2- 4				
0- 0	0- 0	0- 0	NEUTRAL	0- 0	0- 0	0- 0				
3- 4	0- 0	0- 0	NON-CONFERENCE	0- 0	0- 0	3- 4				
1- 0	0- 0	0- 0	HOME	0- 0	0- 0	1- 0				
2- 4	0- 0	0- 0	AWAY	0- 0	0- 0	2- 4				
0- 0	0- 0	0- 0	NEUTRAL	0- 0	0- 0	0- 0				
0- 0	0- 0	0- 0	CONFERENCE	0- 0	0- 0	0- 0				
0- 0	0- 0	0- 0	HOME	0- 0	0- 0	0- 0				
0- 0	0- 0	0- 0	AWAY	0- 0	0- 0	0- 0				
0- 0	0- 0	0- 0	NEUTRAL	0- 0	0- 0	0- 0				

RPI 1-25			RPI 26-50			RPI 51-100			RPI 101+			Team's RPI: 313
RPI	S	Opponent	Score	RPI	S	Opponent	Score	RPI	S	Opponent	Score	
								182	A	Delaware St.	66	89
								196	A	Wagner	89	90
								243	A	Howard	80	92
								256	H	Morgan St.	78	77
								301	A	NJIT	73	76
								315	A	Coppin St.	82	57
								337	A	LIU Brooklyn	89	74
LAST 10 Division I												
256	H	Morgan St.	78	77	182	A	Delaware St.	66	89			
243	A	Howard	80	92	301	A	NJIT	73	76			
315	A	Coppin St.	82	57								
196	A	Wagner	89	90								
337	A	LIU Brooklyn	89	74								

Non-Div I Games:

Saint Peter's

■ Loss,
 ■ Non-Conf,
 ■ S Site,
 ■ H Home
 ■ A Away
 N Neutral

Average RPI Win:	280	WON-LOST	WINNING	LAST 10	STRENGTH OF	OPP. STRENGTH	TEAM	ADJ.	CONF.	ADJ CONF.
Average RPI Loss:	201	RECORD	PCT. RANK	GAMES	SCHEDULE	OF SCHEDULE	RPI	RPI	RPI	RPI
DIV. I ONLY	2- 3	211	2-3	133	347	171	171	26	26	
DIV. I NON-CONF.	2- 3	212	2-3	132	347	168	168	26	26	
TOTALS	RPI 1-25	RPI 26-50	W-L RECORDS	RPI 51-100	RPI 101-150	RPI 150+				
2- 3	0- 0	0- 0	OVERALL	0- 0	0- 1	2- 2				
1- 0	0- 0	0- 0	HOME	0- 0	0- 0	1- 0				
1- 3	0- 0	0- 0	AWAY	0- 0	0- 1	1- 2				
0- 0	0- 0	0- 0	NEUTRAL	0- 0	0- 0	0- 0				
2- 3	0- 0	0- 0	NON-CONFERENCE	0- 0	0- 1	2- 2				
1- 0	0- 0	0- 0	HOME	0- 0	0- 0	1- 0				
1- 3	0- 0	0- 0	AWAY	0- 0	0- 1	1- 2				
0- 0	0- 0	0- 0	NEUTRAL	0- 0	0- 0	0- 0				
0- 0	0- 0	0- 0	CONFERENCE	0- 0	0- 0	0- 0				
0- 0	0- 0	0- 0	HOME	0- 0	0- 0	0- 0				
0- 0	0- 0	0- 0	AWAY	0- 0	0- 0	0- 0				
0- 0	0- 0	0- 0	NEUTRAL	0- 0	0- 0	0- 0				

RPI 1-25			RPI 26-50			RPI 51-100			RPI 101+			Team's RPI: 171
RPI	S	Opponent	Score	RPI	S	Opponent	Score	RPI	S	Opponent	Score	
								117	A	Texas Tech	57	99
								208	A	Oral Roberts	41	64
								216	H	Louisiana	77	73
								279	A	Ole Miss	69	75
								344	A	UTSA	81	77
LAST 10 Division I												
								344	A	UTSA	81	77
								208	A	Oral Roberts	41	64
								279	A	Ole Miss	69	75
								117	A	Texas Tech	57	99
								216	H	Louisiana	77	73

Non-Div I Games: Jarvis Christian 114 46 Howard Payne 91 49

Sam Houston St.

Average RPI Win:	258	WON-LOST	WINNING	LAST 10	STRENGTH OF	OPP. STRENGTH	TEAM	ADJ.	CONF.	ADJ CONF.
Average RPI Loss:	138	RECORD	PCT. RANK	GAMES	SCHEDULE	OF SCHEDULE	RPI	RPI	RPI	RPI
DIV. I ONLY	2- 8	296	2-8	75	303	199	199	25	25	
DIV. I NON-CONF.	2- 8	296	2-8	74	304	197	197	25	25	
TOTALS	RPI 1-25	RPI 26-50	W-L RECORDS	RPI 51-100	RPI 101-150	RPI 150+				
2- 8	0- 1	0- 2	OVERALL	0- 0	0- 1	2- 4				
0- 2	0- 0	0- 1	HOME	0- 0	0- 0	0- 1				
2- 6	0- 1	0- 1	AWAY	0- 0	0- 1	2- 3				
0- 0	0- 0	0- 0	NEUTRAL	0- 0	0- 0	0- 0				
2- 8	0- 1	0- 2	NON-CONFERENCE	0- 0	0- 1	2- 4				
0- 2	0- 0	0- 1	HOME	0- 0	0- 0	0- 1				
2- 6	0- 1	0- 1	AWAY	0- 0	0- 1	2- 3				
0- 0	0- 0	0- 0	NEUTRAL	0- 0	0- 0	0- 0				
0- 0	0- 0	0- 0	CONFERENCE	0- 0	0- 0	0- 0				
0- 0	0- 0	0- 0	HOME	0- 0	0- 0	0- 0				
0- 0	0- 0	0- 0	AWAY	0- 0	0- 0	0- 0				
0- 0	0- 0	0- 0	NEUTRAL	0- 0	0- 0	0- 0				

RPI 1-25				RPI 26-50				RPI 51-100				RPI 101+ Team's RPI: 199			
RPI	S	Opponent	Score	RPI	S	Opponent	Score	RPI	S	Opponent	Score	RPI	S	Opponent	Score
21	A	Florida St.	59 88	45	A	Kentucky	49 79					143	A	UT Martin	75 80
				46	H	Troy	65 74					173	A	Florida	48 84
												188	A	Kennesaw St.	55 60
												213	A	UAB	69 76
												237	A	North Ala.	79 63
												275	H	Tennessee Tech	57 72
												278	A	Alabama St.	83 48
LAST 10 Division I															
45	A	Kentucky	49 79	143	A	UT Martin	75 80								
213	A	UAB	69 76	21	A	Florida St.	59 88								
278	A	Alabama St.	83 48	173	A	Florida	48 84								
237	A	North Ala.	79 63	46	H	Troy	65 74								
275	H	Tennessee Tech	57 72	188	A	Kennesaw St.	55 60								

Non-Div I Games: Montevallo 81 60

Samford

Average RPI Win:	256	WON-LOST	WINNING	LAST 10	STRENGTH OF	OPP. STRENGTH	TEAM	ADJ.	CONF.	ADJ CONF.
Average RPI Loss:	153	RECORD	PCT. RANK	GAMES	SCHEDULE	OF SCHEDULE	RPI	RPI	RPI	RPI
DIV. I ONLY	4- 4	163	4-4	188	268	205	205	12	12	
DIV. I NON-CONF.	4- 4	163	4-4	187	270	204	204	12	12	
TOTALS	RPI 1-25	RPI 26-50	W-L RECORDS	RPI 51-100	RPI 101-150	RPI 150+				
4- 4	0- 0	0- 0	OVERALL	0- 0	1- 2	3- 2				
2- 3	0- 0	0- 0	HOME	0- 0	1- 2	1- 1				
2- 1	0- 0	0- 0	AWAY	0- 0	0- 0	2- 1				
0- 0	0- 0	0- 0	NEUTRAL	0- 0	0- 0	0- 0				
4- 4	0- 0	0- 0	NON-CONFERENCE	0- 0	1- 2	3- 2				
2- 3	0- 0	0- 0	HOME	0- 0	1- 2	1- 1				
2- 1	0- 0	0- 0	AWAY	0- 0	0- 0	2- 1				
0- 0	0- 0	0- 0	NEUTRAL	0- 0	0- 0	0- 0				
0- 0	0- 0	0- 0	CONFERENCE	0- 0	0- 0	0- 0				
0- 0	0- 0	0- 0	HOME	0- 0	0- 0	0- 0				
0- 0	0- 0	0- 0	AWAY	0- 0	0- 0	0- 0				
0- 0	0- 0	0- 0	NEUTRAL	0- 0	0- 0	0- 0				

RPI 1-25				RPI 26-50				RPI 51-100				RPI 101+				Team's RPI: 205	
RPI	S	Opponent	Score	RPI	S	Opponent	Score	RPI	S	Opponent	Score	RPI	S	Opponent	Score		
												104	H	Idaho	32	65	
												117	H	Texas Tech	60	64	
												147	H	Monmouth	57	49	
												167	A	San Jose St.	82	88	
												223	H	Cal St. Fullerton	67	72	
												269	H	Towson	81	67	
												295	A	Air Force	70	59	
												314	A	San Diego St.	70	47	
LAST 10 Division I																	
				314	A	San Diego St.	70	47	167	A	San Jose St.	82	88				
				223	H	Cal St. Fullerton	67	72	295	A	Air Force	70	59				
				104	H	Idaho	32	65	269	H	Towson	81	67				
				117	H	Texas Tech	60	64									
				147	H	Monmouth	57	49									

Non-Div I Games:	Biola	81	28
------------------	-------	----	----

San Diego

■ Loss, ■ Non-Conf, S Site, H Home A Away N Neutral

Average RPI Win:	259	WON-LOST	WINNING	LAST 10	STRENGTH OF	OPP. STRENGTH	TEAM	ADJ.	CONF.	ADJ CONF.
Average RPI Loss:	192	RECORD	PCT. RANK	GAMES	SCHEDULE	OF SCHEDULE	RPI	RPI	RPI	RPI
DIV. I ONLY	3- 7	244	3-7	244	276	314	314	19	19	
DIV. I NON-CONF.	2- 6	276	2-6	278	245	327	327	21	21	
TOTALS	RPI 1-25	RPI 26-50	W-L RECORDS	RPI 51-100	RPI 101-150	RPI 150+				
3- 7	0- 0	0- 0	OVERALL	0- 1	0- 0	3- 6				
3- 4	0- 0	0- 0	HOME	0- 1	0- 0	3- 3				
0- 3	0- 0	0- 0	AWAY	0- 0	0- 0	0- 3				
0- 0	0- 0	0- 0	NEUTRAL	0- 0	0- 0	0- 0				
2- 6	0- 0	0- 0	NON-CONFERENCE	0- 1	0- 0	2- 5				
2- 4	0- 0	0- 0	HOME	0- 1	0- 0	2- 3				
0- 2	0- 0	0- 0	AWAY	0- 0	0- 0	0- 2				
0- 0	0- 0	0- 0	NEUTRAL	0- 0	0- 0	0- 0				
1- 1	0- 0	0- 0	CONFERENCE	0- 0	0- 0	1- 1				
1- 0	0- 0	0- 0	HOME	0- 0	0- 0	1- 0				
0- 1	0- 0	0- 0	AWAY	0- 0	0- 0	0- 1				
0- 0	0- 0	0- 0	NEUTRAL	0- 0	0- 0	0- 0				

RPI 1-25			RPI 26-50			RPI 51-100			RPI 101+			Team's RPI: 314
RPI	S	Opponent	Score	RPI	S	Opponent	Score	RPI	S	Opponent	Score	
						57 H California	48 74	160 A Hawaii		58 61		
								167 A San Jose St.		67 84		
								205 H San Diego		47 70		
								223 H Cal St. Fullerton		55 45		
								225 H Alabama A&M		53 61		
								261 H Arkansas St.		62 71		
								269 H Towson		80 72		
								271 A UC Santa Barbara		52 64		
								286 H Colorado St.		59 49		
LAST 10 Division I												
286 H Colorado St.		59 49	205 H San Diego		47 70							
261 H Arkansas St.		62 71	167 A San Jose St.		67 84							
271 A UC Santa Barbara		52 64	225 H Alabama A&M		53 61							
57 H California		48 74	269 H Towson		80 72							
223 H Cal St. Fullerton		55 45	160 A Hawaii		58 61							

Non-Div I Games: Westcliff 77 56

San Diego St.

San Francisco

Through Games Of Dec. 14, 2019

Average RPI Win:	202	WON-LOST	WINNING	LAST 10	STRENGTH OF	OPP. STRENGTH	TEAM	ADJ.	CONF.	ADJ CONF.
Average RPI Loss:	99	RECORD	PCT. RANK	GAMES	SCHEDULE	OF SCHEDULE	RPI	RPI	RPI	RPI
DIV. I ONLY	6- 4	124	6-4	130	132	128	128	12	12	
DIV. I NON-CONF.	6- 4	124	6-4	129	132	128	128	12	12	
TOTALS	RPI 1-25	RPI 26-50	W-L RECORDS	RPI 51-100	RPI 101-150	RPI 150+				
6- 4	0- 2	0- 0	OVERALL	0- 0	2- 1	4- 1				
3- 2	0- 1	0- 0	HOME	0- 0	0- 1	3- 0				
1- 1	0- 0	0- 0	AWAY	0- 0	0- 0	1- 1				
2- 1	0- 1	0- 0	NEUTRAL	0- 0	2- 0	0- 0				
6- 4	0- 2	0- 0	NON-CONFERENCE	0- 0	2- 1	4- 1				
3- 2	0- 1	0- 0	HOME	0- 0	0- 1	3- 0				
1- 1	0- 0	0- 0	AWAY	0- 0	0- 0	1- 1				
2- 1	0- 1	0- 0	NEUTRAL	0- 0	2- 0	0- 0				
0- 0	0- 0	0- 0	CONFERENCE	0- 0	0- 0	0- 0				
0- 0	0- 0	0- 0	HOME	0- 0	0- 0	0- 0				
0- 0	0- 0	0- 0	AWAY	0- 0	0- 0	0- 0				
0- 0	0- 0	0- 0	NEUTRAL	0- 0	0- 0	0- 0				

RPI S	Opponent	Score	RPI S	Opponent	Score	RPI S	Opponent	Score	RPI S	Opponent	Score	Team's RPI: 128
5	H Stanford	71 97							104	H Idaho	60 66	
10	N Mississippi St.	38 73							109	N Bowling Green	64 56	
									122	N Houston	80 57	
									181	A Northern Colo.	90 83	
									223	H Cal St. Fullerton	71 63	
									231	H CSUN	79 61	
									276	A UC Davis	67 79	
									347	H Sacramento St.	87 82	
LAST 10 Division I												
122	N Houston	80 57	347	H Sacramento St.	87 82							
109	N Bowling Green	64 56	223	H Cal St. Fullerton	71 63							
10	N Mississippi St.	38 73	231	H CSUN	79 61							
276	A UC Davis	67 79	5	H Stanford	71 97							
104	H Idaho	60 66	181	A Northern Colo.	90 83							

Non-Div I Games:

San Francisco

Loss,
Non-Conf, S Site,
H Home
A Away
N Neutral

Average RPI Win:	239	WON-LOST	WINNING	LAST 10	STRENGTH OF	OPP. STRENGTH	TEAM	ADJ.	CONF.	ADJ CONF.
Average RPI Loss:	127	RECORD	PCT. RANK	GAMES	SCHEDULE	OF SCHEDULE	RPI	RPI	RPI	RPI
DIV. I ONLY	7- 3	79	7-3	325	93	167	167	19	19	
DIV. I NON-CONF.	5- 3	105	5-3	319	81	179	179	21	21	
TOTALS	RPI 1-25	RPI 26-50	W-L RECORDS	RPI 51-100	RPI 101-150	RPI 150+				
7- 3	0- 0	0- 0	OVERALL	1- 1	0- 1	6- 1				
5- 0	0- 0	0- 0	HOME	1- 0	0- 0	4- 0				
2- 3	0- 0	0- 0	AWAY	0- 1	0- 1	2- 1				
0- 0	0- 0	0- 0	NEUTRAL	0- 0	0- 0	0- 0				
5- 3	0- 0	0- 0	NON-CONFERENCE	1- 1	0- 1	4- 1				
4- 0	0- 0	0- 0	HOME	1- 0	0- 0	3- 0				
1- 3	0- 0	0- 0	AWAY	0- 1	0- 1	1- 1				
0- 0	0- 0	0- 0	NEUTRAL	0- 0	0- 0	0- 0				
2- 0	0- 0	0- 0	CONFERENCE	0- 0	0- 0	2- 0				
1- 0	0- 0	0- 0	HOME	0- 0	0- 0	1- 0				
1- 0	0- 0	0- 0	AWAY	0- 0	0- 0	1- 0				
0- 0	0- 0	0- 0	NEUTRAL	0- 0	0- 0	0- 0				

RPI 1-25			RPI 26-50			RPI 51-100			RPI 101+			Team's RPI: 167
RPI	S	Opponent	Score	RPI	S	Opponent	Score	RPI	S	Opponent	Score	
						61	A CSU Bakersfield	71 75	126	A Santa Clara	81 89	
						95	H Buffalo	95 88	195	A UC Irvine	77 79	
									205	H San Diego	88 82	
									214	H Eastern Wash.	84 66	
									227	A Utah St.	76 61	
									271	A UC Santa Barbara	73 70	
									314	H San Diego St.	84 67	
									347	H Sacramento St.	73 67	
LAST 10 Division I												
						61	A CSU Bakersfield	71 75	314	H San Diego St.	84 67	
						205	H San Diego	88 82	227	A Utah St.	76 61	
						95	H Buffalo	95 88	126	A Santa Clara	81 89	
						347	H Sacramento St.	73 67	214	H Eastern Wash.	84 66	
						271	A UC Santa Barbara	73 70	195	A UC Irvine	77 79	

Non-Div I Games: La Verne 128 62

San Jose St.

Santa Clara

Through Games Of Dec. 14, 2019

Average RPI Win:	224	WON-LOST	WINNING	LAST 10	STRENGTH OF	OPP. STRENGTH	TEAM	ADJ.	CONF.	ADJ CONF.
Average RPI Loss:	120	RECORD	PCT. RANK	GAMES	SCHEDULE	OF SCHEDULE	RPI	RPI	RPI	RPI
DIV. I ONLY	3- 5	221	3-5	36	250	126	126	12	12	
DIV. I NON-CONF.	3- 5	221	3-5	37	252	126	126	12	12	
TOTALS	RPI 1-25	RPI 26-50	W-L RECORDS	RPI 51-100	RPI 101-150	RPI 150+				
3- 5	0- 1	0- 0	OVERALL	0- 2	0- 0	3- 2				
1- 1	0- 0	0- 0	HOME	0- 0	0- 0	1- 1				
1- 3	0- 1	0- 0	AWAY	0- 2	0- 0	1- 0				
1- 1	0- 0	0- 0	NEUTRAL	0- 0	0- 0	1- 1				
3- 5	0- 1	0- 0	NON-CONFERENCE	0- 2	0- 0	3- 2				
1- 1	0- 0	0- 0	HOME	0- 0	0- 0	1- 1				
1- 3	0- 1	0- 0	AWAY	0- 2	0- 0	1- 0				
1- 1	0- 0	0- 0	NEUTRAL	0- 0	0- 0	1- 1				
0- 0	0- 0	0- 0	CONFERENCE	0- 0	0- 0	0- 0				
0- 0	0- 0	0- 0	HOME	0- 0	0- 0	0- 0				
0- 0	0- 0	0- 0	AWAY	0- 0	0- 0	0- 0				
0- 0	0- 0	0- 0	NEUTRAL	0- 0	0- 0	0- 0				

RPI 1-25				RPI 26-50				RPI 51-100				RPI 101+ Team's RPI: 126			
RPI	S	Opponent	Score	RPI	S	Opponent	Score	RPI	S	Opponent	Score	RPI	S	Opponent	Score
2	A	Missouri St.	64 71					57	A	California	65 69	167	H	San Jose St.	89 81
								64	A	Arizona	52 65	211	N	Delaware	80 81
												229	N	Montana	68 58
												267	H	Long Beach St.	46 54
												276	A	UC Davis	62 61
LAST 10 Division I															
		211 N Delaware	80 81			57 A California	65 69								
		229 N Montana	68 58			267 H Long Beach St.	46 54								
		2 A Missouri St.	64 71			64 A Arizona	52 65								
		276 A UC Davis	62 61												
		167 H San Jose St.	89 81												

Non-Div I Games: UC Santa Cruz 109 51

Santa Clara

Loss, Non-Conf, S Site, H Home A Away N Neutral

Average RPI Win: 307		WON-LOST	WINNING	LAST 10	STRENGTH OF	OPP. STRENGTH	TEAM	ADJ.	CONF.	ADJ CONF.
Average RPI Loss: 178		RECORD	PCT. RANK	GAMES	SCHEDULE	OF SCHEDULE	RPI	RPI	RPI	RPI
DIV. I ONLY		2- 6	276	2-6	344	193	343	343	32	32
DIV. I NON-CONF.		2- 6	276	2-6	344	190	343	343	32	32
TOTALS	RPI 1-25		RPI 26-50		W-L RECORDS	RPI 51-100	RPI 101-150		RPI 150+	
2- 6	0- 0		0- 0		OVERALL	0- 0	0- 2		2- 4	
2- 2	0- 0		0- 0		HOME	0- 0	0- 2		2- 0	
0- 4	0- 0		0- 0		AWAY	0- 0	0- 0		0- 4	
0- 0	0- 0		0- 0		NEUTRAL	0- 0	0- 0		0- 0	
2- 6	0- 0		0- 0		NON-CONFERENCE	0- 0	0- 2		2- 4	
2- 2	0- 0		0- 0		HOME	0- 0	0- 2		2- 0	
0- 4	0- 0		0- 0		AWAY	0- 0	0- 0		0- 4	
0- 0	0- 0		0- 0		NEUTRAL	0- 0	0- 0		0- 0	
0- 0	0- 0		0- 0		CONFERENCE	0- 0	0- 0		0- 0	
0- 0	0- 0		0- 0		HOME	0- 0	0- 0		0- 0	
0- 0	0- 0		0- 0		AWAY	0- 0	0- 0		0- 0	
0- 0	0- 0		0- 0		NEUTRAL	0- 0	0- 0		0- 0	

RPI 1-25				RPI 26-50				RPI 51-100				RPI 101+				Team's RPI: 343	
RPI	S	Opponent	Score	RPI	S	Opponent	Score	RPI	S	Opponent	Score	RPI	S	Opponent	Score		
												104	H	Idaho	84	90	
												124	H	Montana St.	65	73	
												151	A	Washington	46	78	
												174	A	Idaho St.	48	73	
												227	A	Utah St.	63	70	
												267	H	Long Beach St.	66	54	
												290	A	Northern Ariz.	80	88	
												347	H	Sacramento St.	88	84	
LAST 10 Division I																	
				104	H	Idaho	84	90	267	H	Long Beach St.	66	54				
				290	A	Northern Ariz.	80	88	347	H	Sacramento St.	88	84				
				174	A	Idaho St.	48	73	124	H	Montana St.	65	73				
				227	A	Utah St.	63	70	151	A	Washington	46	78				

Non-Div I Games:	Warner Pacific	89	47	Saint Martin's	91	81	Central Wash.	75	65
------------------	----------------	----	----	----------------	----	----	---------------	----	----

Seattle U

■ Loss, ■ Non-Conf, S Site, H Home A Away N Neutral

























Average RPI Win:	214	WON-LOST	WINNING	LAST 10	STRENGTH OF	OPP. STRENGTH	TEAM	ADJ.	CONF.	ADJ CONF.
Average RPI Loss:	36	RECORD	PCT. RANK	GAMES	SCHEDULE	OF SCHEDULE	RPI	RPI	RPI	RPI
DIV. I ONLY	6- 4	124	6-4	51	83	77	77	7	7	
DIV. I NON-CONF.	6- 4	124	6-4	50	82	77	77	7	7	
TOTALS	RPI 1-25	RPI 26-50	W-L RECORDS	RPI 51-100	RPI 101-150	RPI 150+				
6- 4	0- 2	0- 1	OVERALL	0- 0	1- 1	5- 0				
3- 2	0- 2	0- 0	HOME	0- 0	0- 0	3- 0				
1- 1	0- 0	0- 0	AWAY	0- 0	0- 1	1- 0				
2- 1	0- 0	0- 1	NEUTRAL	0- 0	1- 0	1- 0				
6- 4	0- 2	0- 1	NON-CONFERENCE	0- 0	1- 1	5- 0				
3- 2	0- 2	0- 0	HOME	0- 0	0- 0	3- 0				
1- 1	0- 0	0- 0	AWAY	0- 0	0- 1	1- 0				
2- 1	0- 0	0- 1	NEUTRAL	0- 0	1- 0	1- 0				
0- 0	0- 0	0- 0	CONFERENCE	0- 0	0- 0	0- 0				
0- 0	0- 0	0- 0	HOME	0- 0	0- 0	0- 0				
0- 0	0- 0	0- 0	AWAY	0- 0	0- 0	0- 0				
0- 0	0- 0	0- 0	NEUTRAL	0- 0	0- 0	0- 0				

RPI 1-25				RPI 26-50				RPI 51-100				Team's RPI: 77	RPI 101+			
RPI	S	Opponent	Score	RPI	S	Opponent	Score	RPI	S	Opponent	Score		RPI	S	Opponent	Score
1	H	UConn	78 92	28	N	Georgia Tech	54 79						103	N	Vanderbilt	69 65
9	H	Princeton	76 78										106	A	Lehigh	68 75
													191	N	Saint Joseph's	55 39
													215	H	Fairfield	74 44
													235	A	Iona	89 37
													249	H	VCU	53 33
													291	H	Sacred Heart	95 69
LAST 10 Division I																
235	A	Iona	89 37	1	H	UConn	78 92						103	N	Vanderbilt	69 65
9	H	Princeton	76 78	28	N	Georgia Tech	54 79						106	A	Lehigh	68 75
249	H	VCU	53 33	191	N	Saint Joseph's	55 39									
215	H	Fairfield	74 44													
291	H	Sacred Heart	95 69													

Non-Div I Games:

Seton Hall

Average RPI Win:	299	WON-LOST	WINNING	LAST 10	STRENGTH OF	OPP. STRENGTH	TEAM	ADJ.	CONF.	ADJ CONF.
Average RPI Loss:	95	RECORD	PCT. RANK	GAMES	SCHEDULE	OF SCHEDULE	RPI	RPI	RPI	RPI
DIV. I ONLY	2- 5	254	2-5	32	331	200	200	21	21	
DIV. I NON-CONF.	2- 5	253	2-5	31	331	198	198	20	20	
TOTALS	RPI 1-25	RPI 26-50	W-L RECORDS	RPI 51-100	RPI 101-150	RPI 150+				
2- 5	0- 0	0- 0	OVERALL	0- 4	0- 1	2- 0				
2- 1	0- 0	0- 0	HOME	0- 1	0- 0	2- 0				
0- 4	0- 0	0- 0	AWAY	0- 3	0- 1	0- 0				
0- 0	0- 0	0- 0	NEUTRAL	0- 0	0- 0	0- 0				
2- 5	0- 0	0- 0	NON-CONFERENCE	0- 4	0- 1	2- 0				
2- 1	0- 0	0- 0	HOME	0- 1	0- 0	2- 0				
0- 4	0- 0	0- 0	AWAY	0- 3	0- 1	0- 0				
0- 0	0- 0	0- 0	NEUTRAL	0- 0	0- 0	0- 0				
0- 0	0- 0	0- 0	CONFERENCE	0- 0	0- 0	0- 0				
0- 0	0- 0	0- 0	HOME	0- 0	0- 0	0- 0				
0- 0	0- 0	0- 0	AWAY	0- 0	0- 0	0- 0				
0- 0	0- 0	0- 0	NEUTRAL	0- 0	0- 0	0- 0				

RPI 1-25			RPI 26-50			RPI 51-100			RPI 101+			Team's RPI: 200
RPI	S	Opponent	Score	RPI	S	Opponent	Score	RPI	S	Opponent	Score	
						75  Colgate	51  88	114  Harvard	51  68			
						92  Fla. Atlantic	39  83	291  Sacred Heart	68 57			
						93  Binghamton	62  89	306  Albany (NY)	52 46			
						100  Penn	44  92					
LAST 10 Division I												
306		Albany (NY)	52 46	75		Colgate	51  88					
93		Binghamton	62  89	92		Fla. Atlantic	39  83					
				291		Sacred Heart	68 57					
				114		Harvard	51  68					
				100		Penn	44  92					

Non-Div I Games:

Siena

South Alabama

Through Games Of Dec. 14, 2019

Average RPI Win:	247	WON-LOST	WINNING	LAST 10	STRENGTH OF	OPP. STRENGTH	TEAM	ADJ.	CONF.	ADJ CONF.
Average RPI Loss:	126	RECORD	PCT. RANK	GAMES	SCHEDULE	OF SCHEDULE	RPI	RPI	RPI	RPI
DIV. I ONLY	3- 5	221	3-5	205	203	263	263	23	23	
DIV. I NON-CONF.	3- 5	221	3-5	205	202	264	264	23	23	
TOTALS	RPI 1-25	RPI 26-50	W-L RECORDS	RPI 51-100	RPI 101-150	RPI 150+				
3- 5	0- 0	0- 1	OVERALL	0- 0	0- 3	3- 1				
2- 4	0- 0	0- 1	HOME	0- 0	0- 3	2- 0				
1- 1	0- 0	0- 0	AWAY	0- 0	0- 0	1- 1				
0- 0	0- 0	0- 0	NEUTRAL	0- 0	0- 0	0- 0				
3- 5	0- 0	0- 1	NON-CONFERENCE	0- 0	0- 3	3- 1				
2- 4	0- 0	0- 1	HOME	0- 0	0- 3	2- 0				
1- 1	0- 0	0- 0	AWAY	0- 0	0- 0	1- 1				
0- 0	0- 0	0- 0	NEUTRAL	0- 0	0- 0	0- 0				
0- 0	0- 0	0- 0	CONFERENCE	0- 0	0- 0	0- 0				
0- 0	0- 0	0- 0	HOME	0- 0	0- 0	0- 0				
0- 0	0- 0	0- 0	AWAY	0- 0	0- 0	0- 0				
0- 0	0- 0	0- 0	NEUTRAL	0- 0	0- 0	0- 0				

RPI S	Opponent	Score	RPI S	Opponent	Score	RPI S	Opponent	Score	RPI S	Opponent	Score	Team's RPI: 263
38	H Rutgers	56 77							119	H Auburn	62 82	
									121	H Alabama	62 74	
									141	H Miami (OH)	73 76	
									190	A Tulane	62 53	
									213	A UAB	61 77	
									221	H A&M-Corpus Christi	83 82	
									329	H Tennessee St.	70 48	
LAST 10 Division I												
190	A Tulane	62 53	141	H Miami (OH)	73 76							
119	H Auburn	62 82	221	H A&M-Corpus Christi	83 82							
329	H Tennessee St.	70 48	213	A UAB	61 77							
121	H Alabama	62 74	38	H Rutgers	56 77							

Non-Div I Games: Mobile 103 59

South Alabama

Loss, Non-Conf, S Site, H Home A Away N Neutral

South Carolina

Through Games Of Dec. 14, 2019

Average RPI Win:	157	WON-LOST	WINNING	LAST 10	STRENGTH OF	OPP. STRENGTH	TEAM	ADJ.	CONF.	ADJ CONF.
Average RPI Loss:	13	RECORD	PCT. RANK	GAMES	SCHEDULE	OF SCHEDULE	RPI	RPI	RPI	RPI
DIV. I ONLY	9- 1	15	9-1	71	60	16	16	6	6	
DIV. I NON-CONF.	9- 1	15	9-1	70	60	16	16	6	6	
TOTALS	RPI 1-25	RPI 26-50	W-L RECORDS	RPI 51-100	RPI 101-150	RPI 150+				
9- 1	0- 1	2- 0	OVERALL	2- 0	1- 0	4- 0				
3- 0	0- 0	0- 0	HOME	0- 0	0- 0	3- 0				
4- 0	0- 0	1- 0	AWAY	1- 0	1- 0	1- 0				
2- 1	0- 1	1- 0	NEUTRAL	1- 0	0- 0	0- 0				
9- 1	0- 1	2- 0	NON-CONFERENCE	2- 0	1- 0	4- 0				
3- 0	0- 0	0- 0	HOME	0- 0	0- 0	3- 0				
4- 0	0- 0	1- 0	AWAY	1- 0	1- 0	1- 0				
2- 1	0- 1	1- 0	NEUTRAL	1- 0	0- 0	0- 0				
0- 0	0- 0	0- 0	CONFERENCE	0- 0	0- 0	0- 0				
0- 0	0- 0	0- 0	HOME	0- 0	0- 0	0- 0				
0- 0	0- 0	0- 0	AWAY	0- 0	0- 0	0- 0				
0- 0	0- 0	0- 0	NEUTRAL	0- 0	0- 0	0- 0				

RPI S	Opponent	Score	RPI S	Opponent	Score	RPI S	Opponent	Score	RPI S	Opponent	Score
13 N	Indiana	57 71	29 N	Baylor	74 59	67 A	Temple	78 71	133 A	Dayton	75 49
			39 A	Maryland	63 54	81 N	Washington St.	68 53	187 A	Clemson	84 48
									278 H	Alabama St.	103 43
									288 H	Appalachian St.	92 50
									312 H	USC Upstate	112 32
LAST 10 Division I											
29 N	Baylor	74 59	67 A	Temple	78 71						
81 N	Washington St.	68 53	288 H	Appalachian St.	92 50						
13 N	Indiana	57 71	133 A	Dayton	75 49						
187 A	Clemson	84 48	39 A	Maryland	63 54						
312 H	USC Upstate	112 32	278 H	Alabama St.	103 43						

Non-Div I Games:

South Carolina

Loss, Non-Conf, S Site, H Home A Away N Neutral

WON-LOST				WINNING	LAST 10	STRENGTH OF	OPP. STRENGTH	TEAM	ADJ.	CONF.	ADJ CONF.
Average RPI Win:	316	RECORD	PCT. RANK	GAMES	SCHEDULE	OF SCHEDULE	RPI	RPI	RPI	RPI	RPI
DIV. I ONLY		1- 9	331	1-9	339	327	348	348	31	31	
DIV. I NON-CONF.		1- 9	331	1-9	340	327	348	348	31	31	
TOTALS		RPI 1-25	RPI 26-50		W-L RECORDS		RPI 51-100	RPI 101-150	RPI 150+		
1- 9	0- 0	0- 0		OVERALL		0- 0	0- 1	1- 8			
0- 5	0- 0	0- 0		HOME		0- 0	0- 1	0- 4			
1- 4	0- 0	0- 0		AWAY		0- 0	0- 0	1- 4			
0- 0	0- 0	0- 0		NEUTRAL		0- 0	0- 0	0- 0			
1- 9	0- 0	0- 0		NON-CONFERENCE		0- 0	0- 1	1- 8			
0- 5	0- 0	0- 0		HOME		0- 0	0- 1	0- 4			
1- 4	0- 0	0- 0		AWAY		0- 0	0- 0	1- 4			
0- 0	0- 0	0- 0		NEUTRAL		0- 0	0- 0	0- 0			
0- 0	0- 0	0- 0		CONFERENCE		0- 0	0- 0	0- 0			
0- 0	0- 0	0- 0		HOME		0- 0	0- 0	0- 0			
0- 0	0- 0	0- 0		AWAY		0- 0	0- 0	0- 0			
0- 0	0- 0	0- 0		NEUTRAL		0- 0	0- 0	0- 0			

RPI 1-25				RPI 26-50				RPI 51-100				RPI 101+				Team's RPI: 348	
RPI	S	Opponent	Score	RPI	S	Opponent	Score	RPI	S	Opponent	Score	RPI	S	Opponent	Score		
												120	H	North Dakota	53	95	
												242	A	UNLV	57	66	
												253	H	Radford	45	60	
												273	H	Presbyterian	49	70	
												277	A	UNCW	46	84	
												280	A	UNC Asheville	51	82	
												292	H	Mercer	55	66	
												304	H	Col. of Charleston	55	76	
												312	A	USC Upstate	47	58	
												316	A	Charleston So.	81	75	
EAST 10 Division I																	
				280	A	UNC Asheville	51	82	312	A	USC Upstate	47	58				
				292	H	Mercer	55	66	277	A	UNCW	46	84				
				120	H	North Dakota	53	95	253	H	Radford	45	60				
				242	A	UNLV	57	66	316	A	Charleston So.	81	75				
				304	H	Col. of Charleston	55	76	273	H	Presbyterian	49	70				

Non-Div I Games:

South Carolina St.

Loss, Non-Conf, S Site, H Home A Away N Neutral

Average RPI Win:	128	WON-LOST	WINNING	LAST 10	STRENGTH OF	OPP. STRENGTH	TEAM	ADJ.	CONF.	ADJ CONF.
Average RPI Loss:	2	RECORD	PCT. RANK	GAMES	SCHEDULE	OF SCHEDULE	RPI	RPI	RPI	RPI
DIV. I ONLY	9- 1	15	9-1	74	7	15	15	17	17	
DIV. I NON-CONF.	9- 1	15	9-1	73	7	15	15	17	17	
TOTALS	RPI 1-25	RPI 26-50	W-L RECORDS	RPI 51-100	RPI 101-150	RPI 150+				
9- 1	3- 1	0- 0	OVERALL	1- 0	0- 0	5- 0				
4- 1	2- 1	0- 0	HOME	0- 0	0- 0	2- 0				
3- 0	0- 0	0- 0	AWAY	1- 0	0- 0	2- 0				
2- 0	1- 0	0- 0	NEUTRAL	0- 0	0- 0	1- 0				
9- 1	3- 1	0- 0	NON-CONFERENCE	1- 0	0- 0	5- 0				
4- 1	2- 1	0- 0	HOME	0- 0	0- 0	2- 0				
3- 0	0- 0	0- 0	AWAY	1- 0	0- 0	2- 0				
2- 0	1- 0	0- 0	NEUTRAL	0- 0	0- 0	1- 0				
0- 0	0- 0	0- 0	CONFERENCE	0- 0	0- 0	0- 0				
0- 0	0- 0	0- 0	HOME	0- 0	0- 0	0- 0				
0- 0	0- 0	0- 0	AWAY	0- 0	0- 0	0- 0				
0- 0	0- 0	0- 0	NEUTRAL	0- 0	0- 0	0- 0				

RPI S	Opponent	Score	RPI S	Opponent	Score	RPI S	Opponent	Score	RPI S	Opponent	Score
2	H Missouri St.	66 74				84	A Green Bay	66 60	157	N Northern Ill.	91 48
6	H Creighton	72 65							178	A Utah	84 81
11	N Ohio St.	68 53							179	H Missouri	72 56
19	H Drake	102 94							201	A Northeastern	80 76
									315	H Coppin St.	82 44
LAST 10 Division I											
6	H Creighton	72 65	315	H Coppin St.	82 44						
157	N Northern Ill.	91 48	178	A Utah	84 81						
11	N Ohio St.	68 53	19	H Drake	102 94						
2	H Missouri St.	66 74	84	A Green Bay	66 60						
179	H Missouri	72 56	201	A Northeastern	80 76						

Non-Div I Games: Mt. Marty 110 39

South Dakota

Average RPI Win:	182	WON-LOST	WINNING	LAST 10	STRENGTH OF	OPP. STRENGTH	TEAM	ADJ.	CONF.	ADJ CONF.
Average RPI Loss:	26	RECORD	PCT. RANK	GAMES	SCHEDULE	OF SCHEDULE	RPI	RPI	RPI	RPI
DIV. I ONLY	6- 5	159	6-4	85	20	89	89	17	17	
DIV. I NON-CONF.	6- 5	160	6-4	84	20	89	89	17	17	
TOTALS	RPI 1-25	RPI 26-50	W-L RECORDS	RPI 51-100	RPI 101-150	RPI 150+				
6- 5	0- 4	0- 0	OVERALL	1- 1	3- 0	2- 0				
4- 1	0- 0	0- 0	HOME	0- 1	2- 0	2- 0				
0- 3	0- 3	0- 0	AWAY	0- 0	0- 0	0- 0				
2- 1	0- 1	0- 0	NEUTRAL	1- 0	1- 0	0- 0				
6- 5	0- 4	0- 0	NON-CONFERENCE	1- 1	3- 0	2- 0				
4- 1	0- 0	0- 0	HOME	0- 1	2- 0	2- 0				
0- 3	0- 3	0- 0	AWAY	0- 0	0- 0	0- 0				
2- 1	0- 1	0- 0	NEUTRAL	1- 0	1- 0	0- 0				
0- 0	0- 0	0- 0	CONFERENCE	0- 0	0- 0	0- 0				
0- 0	0- 0	0- 0	HOME	0- 0	0- 0	0- 0				
0- 0	0- 0	0- 0	AWAY	0- 0	0- 0	0- 0				
0- 0	0- 0	0- 0	NEUTRAL	0- 0	0- 0	0- 0				

RPI S	Opponent	Score	RPI S	Opponent	Score	RPI S	Opponent	Score	RPI S	Opponent	Score
6	A Creighton	48 61				68	H Central Mich.	74 79	124	H Montana St.	60 50
18	N FGCU	70 71				73	N Notre Dame	65 59	142	H Wyoming	67 40
19	A Drake	67 74							148	N South Fla.	61 50
20	A Oregon	56 95							289	H Chattanooga	71 56
									315	H Coppin St.	94 41
LAST 10 Division I											
289	H Chattanooga	71 56	68	H Central Mich.	74 79						
20	A Oregon	56 95	148	N South Fla.	61 50						
315	H Coppin St.	94 41	142	H Wyoming	67 40						
18	N FGCU	70 71	124	H Montana St.	60 50						
73	N Notre Dame	65 59	6	A Creighton	48 61						

Non-Div I Games: Dakota Wesleyan 77 46

South Dakota St.

Average RPI Win:	213	WON-LOST	WINNING	LAST 10	STRENGTH OF	OPP. STRENGTH	TEAM	ADJ.	CONF.	ADJ CONF.
Average RPI Loss:	52	RECORD	PCT. RANK	GAMES	SCHEDULE	OF SCHEDULE	RPI	RPI	RPI	RPI
DIV. I ONLY	6- 4	124	6-4	166	42	148	148	9	9	
DIV. I NON-CONF.	6- 4	124	6-4	167	42	147	147	9	9	
TOTALS	RPI 1-25	RPI 26-50	W-L RECORDS	RPI 51-100	RPI 101-150	RPI 150+				
6- 4	0- 1	0- 1	OVERALL	0- 2	1- 0	5- 0				
6- 0	0- 0	0- 0	HOME	0- 0	1- 0	5- 0				
0- 1	0- 0	0- 1	AWAY	0- 0	0- 0	0- 0				
0- 3	0- 1	0- 0	NEUTRAL	0- 2	0- 0	0- 0				
6- 4	0- 1	0- 1	NON-CONFERENCE	0- 2	1- 0	5- 0				
6- 0	0- 0	0- 0	HOME	0- 0	1- 0	5- 0				
0- 1	0- 0	0- 1	AWAY	0- 0	0- 0	0- 0				
0- 3	0- 1	0- 0	NEUTRAL	0- 2	0- 0	0- 0				
0- 0	0- 0	0- 0	CONFERENCE	0- 0	0- 0	0- 0				
0- 0	0- 0	0- 0	HOME	0- 0	0- 0	0- 0				
0- 0	0- 0	0- 0	AWAY	0- 0	0- 0	0- 0				
0- 0	0- 0	0- 0	NEUTRAL	0- 0	0- 0	0- 0				

RPI S	Opponent	Score	RPI S	Opponent	Score	RPI S	Opponent	Score	RPI S	Opponent	Score	Team's RPI: 148
18 N	FGCU	77 81	29 A	Baylor	46 58	73 N	Notre Dame	51 67	136 H	Texas	64 57	
						89 N	South Dakota St.	50 61	180 H	Saint Francis (PA)	62 23	
									193 H	Jacksonville	70 39	
									243 H	Howard	82 53	
									249 H	VCU	77 55	
									278 H	Alabama St.	80 29	
LAST 10 Division I												
73 N	Notre Dame	51 67	278 H	Alabama St.	80 29							
18 N	FGCU	77 81	249 H	VCU	77 55							
89 N	South Dakota St.	50 61	243 H	Howard	82 53							
180 H	Saint Francis (PA)	62 23	136 H	Texas	64 57							
29 A	Baylor	46 58	193 H	Jacksonville	70 39							

Non-Div I Games:

South Fla.

Average RPI Win:	263	WON-LOST	WINNING	LAST 10	STRENGTH OF	OPP. STRENGTH	TEAM	ADJ.	CONF.	ADJ CONF.
Average RPI Loss:	109	RECORD	PCT. RANK	GAMES	SCHEDULE	OF SCHEDULE	RPI	RPI	RPI	RPI
DIV. I ONLY	5- 2	72	5-2	301	177	131	131	22	22	
DIV. I NON-CONF.	5- 2	73	5-2	301	175	131	131	22	22	
TOTALS	RPI 1-25	RPI 26-50	W-L RECORDS	RPI 51-100	RPI 101-150	RPI 150+				
5- 2	0- 0	0- 1	OVERALL	0- 0	1- 0	4- 1				
2- 0	0- 0	0- 0	HOME	0- 0	1- 0	1- 0				
3- 2	0- 0	0- 1	AWAY	0- 0	0- 0	3- 1				
0- 0	0- 0	0- 0	NEUTRAL	0- 0	0- 0	0- 0				
5- 2	0- 0	0- 1	NON-CONFERENCE	0- 0	1- 0	4- 1				
2- 0	0- 0	0- 0	HOME	0- 0	1- 0	1- 0				
3- 2	0- 0	0- 1	AWAY	0- 0	0- 0	3- 1				
0- 0	0- 0	0- 0	NEUTRAL	0- 0	0- 0	0- 0				
0- 0	0- 0	0- 0	CONFERENCE	0- 0	0- 0	0- 0				
0- 0	0- 0	0- 0	HOME	0- 0	0- 0	0- 0				
0- 0	0- 0	0- 0	AWAY	0- 0	0- 0	0- 0				
0- 0	0- 0	0- 0	NEUTRAL	0- 0	0- 0	0- 0				

RPI S	Opponent	Score	RPI S	Opponent	Score	RPI S	Opponent	Score	RPI S	Opponent	Score	Team's RPI: 131
			33 A	Saint Louis	61 76				110 H	Southern Ill.	79 65	
									184 A	Eastern Mich.	64 69	
									261 A	Arkansas St.	79 67	
									279 A	Ole Miss	70 53	
									333 A	Purdue Fort Wayne	58 48	
									334 H	Evansville	83 60	
LAST 10 Division I												
			110 H	Southern Ill.	79 65				279 A	Ole Miss	70 53	
			33 A	Saint Louis	61 76				334 H	Evansville	83 60	
			333 A	Purdue Fort Wayne	58 48							
			184 A	Eastern Mich.	64 69							
			261 A	Arkansas St.	79 67							

Non-Div I Games: Mo.-St. Louis 70 56

Southeast Mo. St.

Average RPI Win: 311		WON-LOST	WINNING	LAST 10	STRENGTH OF	OPP. STRENGTH	TEAM	ADJ.	CONF.	ADJ CONF.
Average RPI Loss: 161		RECORD	PCT. RANK	GAMES	SCHEDULE	OF SCHEDULE	RPI	RPI	RPI	RPI
DIV. I ONLY		2- 5	254	2-5	213	328	255	255	26	26
DIV. I NON-CONF.		2- 5	253	2-5	213	328	256	256	26	26
TOTALS		RPI 1-25	RPI 26-50	W-L RECORDS	RPI 51-100	RPI 101-150	RPI 150+			
2- 5	0- 0		0- 1	OVERALL	0- 0	0- 1	2- 3			
1- 0	0- 0		0- 0	HOME	0- 0	0- 0	1- 0			
1- 5	0- 0		0- 1	AWAY	0- 0	0- 1	1- 3			
0- 0	0- 0		0- 0	NEUTRAL	0- 0	0- 0	0- 0			
2- 5	0- 0		0- 1	NON-CONFERENCE	0- 0	0- 1	2- 3			
1- 0	0- 0		0- 0	HOME	0- 0	0- 0	1- 0			
1- 5	0- 0		0- 1	AWAY	0- 0	0- 1	1- 3			
0- 0	0- 0		0- 0	NEUTRAL	0- 0	0- 0	0- 0			
0- 0	0- 0		0- 0	CONFERENCE	0- 0	0- 0	0- 0			
0- 0	0- 0		0- 0	HOME	0- 0	0- 0	0- 0			
0- 0	0- 0		0- 0	AWAY	0- 0	0- 0	0- 0			
0- 0	0- 0		0- 0	NEUTRAL	0- 0	0- 0	0- 0			

RPI 1-25				RPI 26-50				RPI 51-100				RPI 101+				Team's RPI: 255	
RPI	S	Opponent	Score	RPI	S	Opponent	Score	RPI	S	Opponent	Score	RPI	S	Opponent	Score		
				41	A	LSU	52 62					122	A	Houston	65 78		
												210	A	Southern Miss.	54 62		
												216	A	Louisiana	50 60		
												218	A	Louisiana Tech	78 92		
												270	H	Jackson St.	63 59		
												351	A	La.-Monroe	65 52		
LAST 10 Division I																	
				216	A	Louisiana	50 60	218	A	Louisiana Tech	78 92						
				210	A	Southern Miss.	54 62	270	H	Jackson St.	63 59						
				122	A	Houston	65 78	351	A	La.-Monroe	65 52						
								41	A	LSU	52 62						

Non-Div I Games:	LSU-Alexandria	89	67
------------------	----------------	----	----

Southeastern La.

■ Loss, ■ Non-Conf, S Site, H Home A Away N Neutral

Average RPI Win:	176	WON-LOST	WINNING	LAST 10	STRENGTH OF	OPP. STRENGTH	TEAM	ADJ.	CONF.	ADJ CONF.
Average RPI Loss:	124	RECORD	PCT. RANK	GAMES	SCHEDULE	OF SCHEDULE	RPI	RPI	RPI	RPI
DIV. I ONLY	5- 3	106	5-3	101	77	80	80	2	2	
DIV. I NON-CONF.	5- 3	105	5-3	100	75	80	80	2	2	
TOTALS	RPI 1-25	RPI 26-50	W-L RECORDS	RPI 51-100	RPI 101-150	RPI 150+				
5- 3	1- 1	0- 0	OVERALL	0- 1	1- 0	3- 1				
2- 1	1- 1	0- 0	HOME	0- 0	0- 0	1- 0				
2- 1	0- 0	0- 0	AWAY	0- 0	0- 0	2- 1				
1- 1	0- 0	0- 0	NEUTRAL	0- 1	1- 0	0- 0				
5- 3	1- 1	0- 0	NON-CONFERENCE	0- 1	1- 0	3- 1				
2- 1	1- 1	0- 0	HOME	0- 0	0- 0	1- 0				
2- 1	0- 0	0- 0	AWAY	0- 0	0- 0	2- 1				
1- 1	0- 0	0- 0	NEUTRAL	0- 1	1- 0	0- 0				
0- 0	0- 0	0- 0	CONFERENCE	0- 0	0- 0	0- 0				
0- 0	0- 0	0- 0	HOME	0- 0	0- 0	0- 0				
0- 0	0- 0	0- 0	AWAY	0- 0	0- 0	0- 0				
0- 0	0- 0	0- 0	NEUTRAL	0- 0	0- 0	0- 0				

RPI 1-25				RPI 26-50				RPI 51-100 Team's RPI: 80				RPI 101+			
RPI	S	Opponent	Score	RPI	S	Opponent	Score	RPI	S	Opponent	Score	RPI	S	Opponent	Score
17	H	Texas A&M	64 74					83	N	Nebraska	54 67	121	N	Alabama	60 57
22	H	Virginia	59 49									231	A	CSUN	69 53
												242	H	UNLV	75 54
												265	A	UC Riverside	76 59
												271	A	UC Santa Barbara	46 57
LAST 10 Division I															
242	H	UNLV	75 54	83	N	Nebraska	54 67	17	H	Texas A&M	64 74				
121	N	Alabama	60 57	271	A	UC Santa Barbara	46 57	265	A	UC Riverside	76 59				
231	A	CSUN	69 53	22	H	Virginia	59 49								

Non-Div I Games:

Southern California

■ Loss,
 ■ Non-Conf, S Site,
 ■ Home
 ■ Away
 N Neutral

Southern Ill.

Through Games Of Dec. 14, 2019

Average RPI Win:	180	WON-LOST	WINNING	LAST 10	STRENGTH OF	OPP. STRENGTH	TEAM	ADJ.	CONF.	ADJ CONF.
Average RPI Loss:	114	RECORD	PCT. RANK	GAMES	SCHEDULE	OF SCHEDULE	RPI	RPI	RPI	RPI
DIV. I ONLY	5- 3	106	5-3	178	107	110	110	5	5	
DIV. I NON-CONF.	5- 3	105	5-3	177	107	110	110	5	5	
TOTALS	RPI 1-25	RPI 26-50	W-L RECORDS	RPI 51-100	RPI 101-150	RPI 150+				
5- 3	0- 0	1- 0	OVERALL	0- 1	1- 2	3- 0				
3- 1	0- 0	1- 0	HOME	0- 0	1- 1	1- 0				
2- 2	0- 0	0- 0	AWAY	0- 1	0- 1	2- 0				
0- 0	0- 0	0- 0	NEUTRAL	0- 0	0- 0	0- 0				
5- 3	0- 0	1- 0	NON-CONFERENCE	0- 1	1- 2	3- 0				
3- 1	0- 0	1- 0	HOME	0- 0	1- 1	1- 0				
2- 2	0- 0	0- 0	AWAY	0- 1	0- 1	2- 0				
0- 0	0- 0	0- 0	NEUTRAL	0- 0	0- 0	0- 0				
0- 0	0- 0	0- 0	CONFERENCE	0- 0	0- 0	0- 0				
0- 0	0- 0	0- 0	HOME	0- 0	0- 0	0- 0				
0- 0	0- 0	0- 0	AWAY	0- 0	0- 0	0- 0				
0- 0	0- 0	0- 0	NEUTRAL	0- 0	0- 0	0- 0				

RPI S	Opponent	Score	RPI S	Opponent	Score	RPI S	Opponent	Score	RPI S	Opponent	Score	Team's RPI: 110
33	H Saint Louis	61 53	76	A IUPUI	78 81	131	A Southeast Mo. St.	65 79	135	H Memphis	66 70	
						143	H UT Martin	70 59	184	A Eastern Mich.	85 54	
						266	A SIUE	103 67	275	H Tennessee Tech	76 65	
LAST 10 Division I												
131	A Southeast Mo. St.	65 79	135	H Memphis	66 70	275	H Tennessee Tech	76 65				
143	H UT Martin	70 59	76	A IUPUI	78 81	266	A SIUE	103 67				
33	H Saint Louis	61 53										
184	A Eastern Mich.	85 54										

Non-Div I Games:

Southern Ill.

■ Loss,
 ■ Non-Conf,
 ■ S Site,
 ■ H Home
 ■ A Away
 N Neutral

Average RPI Win:	294	WON-LOST	WINNING	LAST 10	STRENGTH OF	OPP. STRENGTH	TEAM	ADJ.	CONF.	ADJ CONF.
Average RPI Loss:	100	RECORD	PCT. RANK	GAMES	SCHEDULE	OF SCHEDULE	RPI	RPI	RPI	RPI
DIV. I ONLY	5- 2	72	5-2	317	230	210	210	13	13	
DIV. I NON-CONF.	5- 2	73	5-2	317	229	210	210	13	13	
TOTALS	RPI 1-25	RPI 26-50	W-L RECORDS	RPI 51-100	RPI 101-150	RPI 150+				
5- 2	0- 1	0- 0	OVERALL	0- 0	0- 0	5- 1				
4- 1	0- 0	0- 0	HOME	0- 0	0- 0	4- 1				
1- 1	0- 1	0- 0	AWAY	0- 0	0- 0	1- 0				
0- 0	0- 0	0- 0	NEUTRAL	0- 0	0- 0	0- 0				
5- 2	0- 1	0- 0	NON-CONFERENCE	0- 0	0- 0	5- 1				
4- 1	0- 0	0- 0	HOME	0- 0	0- 0	4- 1				
1- 1	0- 1	0- 0	AWAY	0- 0	0- 0	1- 0				
0- 0	0- 0	0- 0	NEUTRAL	0- 0	0- 0	0- 0				
0- 0	0- 0	0- 0	CONFERENCE	0- 0	0- 0	0- 0				
0- 0	0- 0	0- 0	HOME	0- 0	0- 0	0- 0				
0- 0	0- 0	0- 0	AWAY	0- 0	0- 0	0- 0				
0- 0	0- 0	0- 0	NEUTRAL	0- 0	0- 0	0- 0				

RPI 1-25				RPI 26-50				RPI 51-100				RPI 101+ Team's RPI: 210			
RPI	S	Opponent	Score	RPI	S	Opponent	Score	RPI	S	Opponent	Score	RPI	S	Opponent	Score
10	A	Mississippi St.	58 91									190	H	Tulane	58 62
												249	H	VCU	51 39
												255	H	Southeastern La.	62 54
												279	H	Ole Miss	59 53
												336	H	Mississippi Val.	84 80
												351	A	La.-Monroe	57 42
LAST 10 Division I															
				249	H	VCU	51 39					190	H	Tulane	58 62
				336	H	Mississippi Val.	84 80					10	A	Mississippi St.	58 91
				279	H	Ole Miss	59 53								
				351	A	La.-Monroe	57 42								
				255	H	Southeastern La.	62 54								

Non-Div I Games: William Carey 77 47

Southern Miss.

Average RPI Win:	0	WON-LOST	WINNING	LAST 10	STRENGTH OF	OPP. STRENGTH	TEAM	ADJ.	CONF.	ADJ CONF.
Average RPI Loss:	113	RECORD	PCT. RANK	GAMES	SCHEDULE	OF SCHEDULE	RPI	RPI	RPI	RPI
DIV. I ONLY	0- 6	336	0-6	14	260	245	245	28	28	
DIV. I NON-CONF.	0- 6	336	0-6	14	262	245	245	28	28	
TOTALS	RPI 1-25	RPI 26-50	W-L RECORDS	RPI 51-100	RPI 101-150	RPI 150+				
0- 6	0- 0	0- 1	OVERALL	0- 1	0- 3	0- 1				
0- 0	0- 0	0- 0	HOME	0- 0	0- 0	0- 0				
0- 6	0- 0	0- 1	AWAY	0- 1	0- 3	0- 1				
0- 0	0- 0	0- 0	NEUTRAL	0- 0	0- 0	0- 0				
0- 6	0- 0	0- 1	NON-CONFERENCE	0- 1	0- 3	0- 1				
0- 0	0- 0	0- 0	HOME	0- 0	0- 0	0- 0				
0- 6	0- 0	0- 1	AWAY	0- 1	0- 3	0- 1				
0- 0	0- 0	0- 0	NEUTRAL	0- 0	0- 0	0- 0				
0- 0	0- 0	0- 0	CONFERENCE	0- 0	0- 0	0- 0				
0- 0	0- 0	0- 0	HOME	0- 0	0- 0	0- 0				
0- 0	0- 0	0- 0	AWAY	0- 0	0- 0	0- 0				
0- 0	0- 0	0- 0	NEUTRAL	0- 0	0- 0	0- 0				

RPI 1-25			RPI 26-50			RPI 51-100			RPI 101+			Team's RPI: 245
RPI	S	Opponent	Score	RPI	S	Opponent	Score	RPI	S	Opponent	Score	
				38	A	Rutgers	58 78	83	A	Nebraska	39 73	
								127	A	Wichita St.	63 69	
								136	A	Texas	39 93	
								140	A	Iowa St.	36 69	
								152	A	Fordham	52 65	
LAST 10 Division I												
				127	A	Wichita St.	63 69	152	A	Fordham	52 65	
				140	A	Iowa St.	36 69	38	A	Rutgers	58 78	
								136	A	Texas	39 93	
								83	A	Nebraska	39 73	

Non-Div I Games: Tougaloo 100 39 Wiley 78 55

Southern U.

Southern Utah

Through Games Of Dec. 14, 2019

Average RPI Win:	242	WON-LOST	WINNING	LAST 10	STRENGTH OF	OPP. STRENGTH	TEAM	ADJ.	CONF.	ADJ CONF.
Average RPI Loss:	143	RECORD	PCT. RANK	GAMES	SCHEDULE	OF SCHEDULE	RPI	RPI	RPI	RPI
DIV. I ONLY	5- 2	72	5-2	310	75	145	145	18	18	
DIV. I NON-CONF.	5- 2	73	5-2	310	73	144	144	18	18	
TOTALS	RPI 1-25	RPI 26-50	W-L RECORDS	RPI 51-100	RPI 101-150	RPI 150+				
5- 2	0- 1	0- 0	OVERALL	0- 0	0- 0	5- 1				
4- 0	0- 0	0- 0	HOME	0- 0	0- 0	4- 0				
1- 2	0- 1	0- 0	AWAY	0- 0	0- 0	1- 1				
0- 0	0- 0	0- 0	NEUTRAL	0- 0	0- 0	0- 0				
5- 2	0- 1	0- 0	NON-CONFERENCE	0- 0	0- 0	5- 1				
4- 0	0- 0	0- 0	HOME	0- 0	0- 0	4- 0				
1- 2	0- 1	0- 0	AWAY	0- 0	0- 0	1- 1				
0- 0	0- 0	0- 0	NEUTRAL	0- 0	0- 0	0- 0				
0- 0	0- 0	0- 0	CONFERENCE	0- 0	0- 0	0- 0				
0- 0	0- 0	0- 0	HOME	0- 0	0- 0	0- 0				
0- 0	0- 0	0- 0	AWAY	0- 0	0- 0	0- 0				
0- 0	0- 0	0- 0	NEUTRAL	0- 0	0- 0	0- 0				

RPI 1-25				RPI 26-50				RPI 51-100				RPI 101+ Team's RPI: 145			
RPI	S	Opponent	Score	RPI	S	Opponent	Score	RPI	S	Opponent	Score	RPI	S	Opponent	Score
3	A	Oregon St.	45 95									195	H	UC Irvine	82 68
												208	H	Oral Roberts	72 58
												223	H	Cal St. Fullerton	79 63
												242	H	UNLV	72 68
												283	A	Grand Canyon	65 69
												341	A	Utah Valley	71 58
LAST 10 Division I															
195	H	UC Irvine	82 68	242	H	UNLV	72 68								
208	H	Oral Roberts	72 58	283	A	Grand Canyon	65 69								
3	A	Oregon St.	45 95	341	A	Utah Valley	71 58								
				223	H	Cal St. Fullerton	79 63								

Non-Div I Games:

Southern Utah

■ Loss,
 ■ Non-Conf, S Site,
 ■ Home
 ■ Away
 N Neutral

St. Bonaventure

Through Games Of Dec. 14, 2019

Average RPI Win:	252	WON-LOST	WINNING	LAST 10	STRENGTH OF	OPP. STRENGTH	TEAM	ADJ.	CONF.	ADJ CONF.
Average RPI Loss:	138	RECORD	PCT. RANK	GAMES	SCHEDULE	OF SCHEDULE	RPI	RPI	RPI	RPI
DIV. I ONLY	1- 8	324	1-8	93	273	294	294	10	10	
DIV. I NON-CONF.	1- 8	324	1-8	92	274	295	295	10	10	
TOTALS	RPI 1-25	RPI 26-50	W-L RECORDS	RPI 51-100	RPI 101-150	RPI 150+				
1- 8	0- 0	0- 0	OVERALL	0- 4	0- 2	1- 2				
1- 4	0- 0	0- 0	HOME	0- 2	0- 1	1- 1				
0- 4	0- 0	0- 0	AWAY	0- 2	0- 1	0- 1				
0- 0	0- 0	0- 0	NEUTRAL	0- 0	0- 0	0- 0				
1- 8	0- 0	0- 0	NON-CONFERENCE	0- 4	0- 2	1- 2				
1- 4	0- 0	0- 0	HOME	0- 2	0- 1	1- 1				
0- 4	0- 0	0- 0	AWAY	0- 2	0- 1	0- 1				
0- 0	0- 0	0- 0	NEUTRAL	0- 0	0- 0	0- 0				
0- 0	0- 0	0- 0	CONFERENCE	0- 0	0- 0	0- 0				
0- 0	0- 0	0- 0	HOME	0- 0	0- 0	0- 0				
0- 0	0- 0	0- 0	AWAY	0- 0	0- 0	0- 0				
0- 0	0- 0	0- 0	NEUTRAL	0- 0	0- 0	0- 0				

RPI 1-25				RPI 26-50				RPI 51-100				RPI 101+				Team's RPI: 294	
RPI	S	Opponent	Score	RPI	S	Opponent	Score	RPI	S	Opponent	Score	RPI	S	Opponent	Score		
								59	A	Kent St.	58	81	130	A	Bucknell	60	68
								88	H	St. John's (NY)	56	68	146	H	Cleveland St.	62	65
								93	A	Binghamton	67	78	166	H	Akron	54	63
								95	H	Buffalo	36	46	252	H	Niagara	71	67
													327	A	Canisius	82	84
LAST 10 Division I																	
				59	A	Kent St.	58	81	95	H	Buffalo	36	46				
				93	A	Binghamton	67	78	166	H	Akron	54	63				
				146	H	Cleveland St.	62	65	252	H	Niagara	71	67				
				327	A	Canisius	82	84	88	H	St. John's (NY)	56	68				
				130	A	Bucknell	60	68									

Non-Div I Games:

St. Bonaventure

Loss, Non-Conf, S Site, H Home A Away N Neutral

Average RPI Win:	284	WON-LOST	WINNING	LAST 10	STRENGTH OF	OPP. STRENGTH	TEAM	ADJ.	CONF.	ADJ CONF.
Average RPI Loss:	112	RECORD	PCT. RANK	GAMES	SCHEDULE	OF SCHEDULE	RPI	RPI	RPI	RPI
DIV. I ONLY	3- 5	221	3-5	187	219	219	219	29	29	
DIV. I NON-CONF.	3- 5	221	3-5	186	218	220	220	29	29	
TOTALS	RPI 1-25	RPI 26-50	W-L RECORDS	RPI 51-100	RPI 101-150	RPI 150+				
3- 5	0- 1	0- 0	OVERALL	0- 2	0- 1	3- 1				
2- 1	0- 0	0- 0	HOME	0- 0	0- 1	2- 0				
1- 4	0- 1	0- 0	AWAY	0- 2	0- 0	1- 1				
0- 0	0- 0	0- 0	NEUTRAL	0- 0	0- 0	0- 0				
3- 5	0- 1	0- 0	NON-CONFERENCE	0- 2	0- 1	3- 1				
2- 1	0- 0	0- 0	HOME	0- 0	0- 1	2- 0				
1- 4	0- 1	0- 0	AWAY	0- 2	0- 0	1- 1				
0- 0	0- 0	0- 0	NEUTRAL	0- 0	0- 0	0- 0				
0- 0	0- 0	0- 0	CONFERENCE	0- 0	0- 0	0- 0				
0- 0	0- 0	0- 0	HOME	0- 0	0- 0	0- 0				
0- 0	0- 0	0- 0	AWAY	0- 0	0- 0	0- 0				
0- 0	0- 0	0- 0	NEUTRAL	0- 0	0- 0	0- 0				

RPI 1-25				RPI 26-50				RPI 51-100				RPI 101+				Team's RPI: 219
RPI	S	Opponent	Score	RPI	S	Opponent	Score	RPI	S	Opponent	Score	RPI	S	Opponent	Score	
9	A	Princeton	44 76					51	A	Marquette	71 92	112	H	Stony Brook	73 86	
								86	A	Boston College	69 106	260	H	Army West Point	70 64	
												287	H	Loyola Maryland	89 78	
												301	A	NJIT	69 88	
												306	A	Albany (NY)	49 41	
LAST 10 Division I																
301	A	NJIT	69 88	306	A	Albany (NY)	49 41	9	A	Princeton	44 76					
287	H	Loyola Maryland	89 78					112	H	Stony Brook	73 86					
260	H	Army West Point	70 64													
86	A	Boston College	69 106													
51	A	Marquette	71 92													

Non-Div I Games: East Stroudsburg 84 62

St. Francis Brooklyn

Average RPI Win: 201		WON-LOST	WINNING	LAST 10	STRENGTH OF	OPP. STRENGTH	TEAM	ADJ.	CONF.	ADJ CONF.
Average RPI Loss: 130		RECORD	PCT. RANK	GAMES	SCHEDULE	OF SCHEDULE	RPI	RPI	RPI	RPI
DIV. I ONLY		6- 3	87	6-3	170	141	88	88	7	7
DIV. I NON-CONF.		6- 3	85	6-3	170	140	88	88	7	7
TOTALS		RPI 1-25	RPI 26-50		W-L RECORDS		RPI 51-100	RPI 101-150		RPI 150+
6- 3	0- 0		0- 0		OVERALL		1- 2	0- 0		5- 1
4- 0	0- 0		0- 0		HOME		0- 0	0- 0		4- 0
2- 2	0- 0		0- 0		AWAY		1- 1	0- 0		1- 1
0- 1	0- 0		0- 0		NEUTRAL		0- 1	0- 0		0- 0
6- 3	0- 0		0- 0		NON-CONFERENCE		1- 2	0- 0		5- 1
4- 0	0- 0		0- 0		HOME		0- 0	0- 0		4- 0
2- 2	0- 0		0- 0		AWAY		1- 1	0- 0		1- 1
0- 1	0- 0		0- 0		NEUTRAL		0- 1	0- 0		0- 0
0- 0	0- 0		0- 0		CONFERENCE		0- 0	0- 0		0- 0
0- 0	0- 0		0- 0		HOME		0- 0	0- 0		0- 0
0- 0	0- 0		0- 0		AWAY		0- 0	0- 0		0- 0
0- 0	0- 0		0- 0		NEUTRAL		0- 0	0- 0		0- 0

RPI 1-25				RPI 26-50				RPI 51-100				RPI 101+			
RPI	S	Opponent	Score	RPI	S	Opponent	Score	RPI	S	Opponent	Score	RPI	S	Opponent	Score
								54	A	Yale	80 66	161	H	Massachusetts	82 71
								71	A	James Madison	73 76	207	H	Wake Forest	82 74
								76	N	IUPUI	78 85	228	H	Lafayette	76 44
												242	A	UNLV	75 79
												260	H	Army West Point	96 60
												294	A	St. Bonaventure	68 56
LAST 10 Division I															
				161	H	Massachusetts	82 71	260	H	Army West Point	96 60				
				207	H	Wake Forest	82 74	54	A	Yale	80 66				
				71	A	James Madison	73 76	242	A	UNLV	75 79				
				228	H	Lafayette	76 44	76	N	IUPUI	78 85				
				294	A	St. Bonaventure	68 56								

Non-Div I Games:

St. John's (NY)

Loss, Non-Conf, S Site, H Home A Away N Neutral

Average RPI Win:	123	WON-LOST	WINNING	LAST 10	STRENGTH OF	OPP. STRENGTH	TEAM	ADJ.	CONF.	ADJ CONF.
Average RPI Loss:	0	RECORD	PCT. RANK	GAMES	SCHEDULE	OF SCHEDULE	RPI	RPI	RPI	RPI
DIV. I ONLY	8- 0	1	8-0	28	32	5	5	2	2	
DIV. I NON-CONF.	8- 0	1	8-0	27	32	5	5	2	2	
TOTALS	RPI 1-25		RPI 26-50	W-L RECORDS	RPI 51-100	RPI 101-150	RPI 150+			
8- 0	2- 0		0- 0	OVERALL	1- 0	2- 0	3- 0			
4- 0	1- 0		0- 0	HOME	1- 0	0- 0	2- 0			
1- 0	0- 0		0- 0	AWAY	0- 0	1- 0	0- 0			
3- 0	1- 0		0- 0	NEUTRAL	0- 0	1- 0	1- 0			
8- 0	2- 0		0- 0	NON-CONFERENCE	1- 0	2- 0	3- 0			
4- 0	1- 0		0- 0	HOME	1- 0	0- 0	2- 0			
1- 0	0- 0		0- 0	AWAY	0- 0	1- 0	0- 0			
3- 0	1- 0		0- 0	NEUTRAL	0- 0	1- 0	1- 0			
0- 0	0- 0		0- 0	CONFERENCE	0- 0	0- 0	0- 0			
0- 0	0- 0		0- 0	HOME	0- 0	0- 0	0- 0			
0- 0	0- 0		0- 0	AWAY	0- 0	0- 0	0- 0			
0- 0	0- 0		0- 0	NEUTRAL	0- 0	0- 0	0- 0			

RPI 1-25				RPI 26-50				RPI 51-100				RPI 101+			
RPI	S	Opponent	Score	RPI	S	Opponent	Score	RPI	S	Opponent	Score	RPI	S	Opponent	Score
7	H	Gonzaga	76 70					95	H	Buffalo	88 69	111	N	Syracuse	77 59
10	N	Mississippi St.	67 62									128	A	San Francisco	97 71
												181	H	Northern Colo.	90 36
												214	H	Eastern Wash.	92 27
												234	N	California Baptist	83 78
LAST 10 Division I															
181	H	Northern Colo.	90 36	10	N	Mississippi St.	67 62	111	N	Syracuse	77 59				
128	A	San Francisco	97 71					234	N	California Baptist	83 78				
214	H	Eastern Wash.	92 27					95	H	Buffalo	88 69				
								7	H	Gonzaga	76 70				

Non-Div I Games:

Stanford

Average RPI Win:	297	WON-LOST	WINNING	LAST 10	STRENGTH OF	OPP. STRENGTH	TEAM	ADJ.	CONF.	ADJ CONF.
Average RPI Loss:	128	RECORD	PCT. RANK	GAMES	SCHEDULE	OF SCHEDULE	RPI	RPI	RPI	RPI
DIV. I ONLY	1- 5	302	1-5	46	314	186	186	15	15	
DIV. I NON-CONF.	1- 5	301	1-5	45	315	185	185	15	15	
TOTALS	RPI 1-25	RPI 26-50	W-L RECORDS	RPI 51-100	RPI 101-150	RPI 150+				
1- 5	0- 0	0- 1	OVERALL	0- 2	0- 0	1- 2				
0- 0	0- 0	0- 0	HOME	0- 0	0- 0	0- 0				
1- 4	0- 0	0- 1	AWAY	0- 2	0- 0	1- 1				
0- 1	0- 0	0- 0	NEUTRAL	0- 0	0- 0	0- 1				
1- 5	0- 0	0- 1	NON-CONFERENCE	0- 2	0- 0	1- 2				
0- 0	0- 0	0- 0	HOME	0- 0	0- 0	0- 0				
1- 4	0- 0	0- 1	AWAY	0- 2	0- 0	1- 1				
0- 1	0- 0	0- 0	NEUTRAL	0- 0	0- 0	0- 1				
0- 0	0- 0	0- 0	CONFERENCE	0- 0	0- 0	0- 0				
0- 0	0- 0	0- 0	HOME	0- 0	0- 0	0- 0				
0- 0	0- 0	0- 0	AWAY	0- 0	0- 0	0- 0				
0- 0	0- 0	0- 0	NEUTRAL	0- 0	0- 0	0- 0				

RPI 1-25			RPI 26-50			RPI 51-100			RPI 101+			Team's RPI: 186
RPI	S	Opponent	Score	RPI	S	Opponent	Score	RPI	S	Opponent	Score	Score
				45	A	Kentucky	48 67	96	A	UCF	40 66	180 N Saint Francis (PA) 73 78
								100	A	Penn	41 81	217 A Tennessee 46 73
												297 A Morehead St. 58 55
LAST 10 Division I												
				100	A	Penn	41 81	217	A	Tennessee	46 73	
				96	A	UCF	40 66	180	N	Saint Francis (PA)	73 78	
								297	A	Morehead St.	58 55	
								45	A	Kentucky	48 67	

Non-Div I Games: Palm Beach Atl. 77 46 Trinity Baptist 116 40 Fla. National 80 37

Stetson

Stony Brook

Through Games Of Dec. 14, 2019

Average RPI Win:	278	WON-LOST	WINNING	LAST 10	STRENGTH OF	OPP. STRENGTH	TEAM	ADJ.	CONF.	ADJ CONF.
Average RPI Loss:	30	RECORD	PCT. RANK	GAMES	SCHEDULE	OF SCHEDULE	RPI	RPI	RPI	RPI
DIV. I ONLY	7- 1	33	7-1	320	220	112	112	27	27	
DIV. I NON-CONF.	7- 1	33	7-1	321	219	112	112	27	27	
TOTALS	RPI 1-25	RPI 26-50	W-L RECORDS	RPI 51-100	RPI 101-150	RPI 150+				
7- 1	0- 0	0- 1	OVERALL	0- 0	0- 0	7- 0				
3- 0	0- 0	0- 0	HOME	0- 0	0- 0	3- 0				
4- 1	0- 0	0- 1	AWAY	0- 0	0- 0	4- 0				
0- 0	0- 0	0- 0	NEUTRAL	0- 0	0- 0	0- 0				
7- 1	0- 0	0- 1	NON-CONFERENCE	0- 0	0- 0	7- 0				
3- 0	0- 0	0- 0	HOME	0- 0	0- 0	3- 0				
4- 1	0- 0	0- 1	AWAY	0- 0	0- 0	4- 0				
0- 0	0- 0	0- 0	NEUTRAL	0- 0	0- 0	0- 0				
0- 0	0- 0	0- 0	CONFERENCE	0- 0	0- 0	0- 0				
0- 0	0- 0	0- 0	HOME	0- 0	0- 0	0- 0				
0- 0	0- 0	0- 0	AWAY	0- 0	0- 0	0- 0				
0- 0	0- 0	0- 0	NEUTRAL	0- 0	0- 0	0- 0				

RPI 1-25			RPI 26-50			RPI 51-100			RPI 101+			Team's RPI: 112
RPI	S	Opponent	Score	RPI	S	Opponent	Score	RPI	S	Opponent	Score	
				30	A	Arkansas	58 88					
								219	A	St. Francis Brooklyn	86 73	
								232	H	Manhattan	59 54	
								235	H	Iona	59 40	
								291	H	Sacred Heart	54 50	
								299	A	Pittsburgh	59 56	
								335	A	Hofstra	81 38	
								337	A	LIU Brooklyn	80 49	
LAST 10 Division I												
337	A	LIU Brooklyn	80 49	299	A	Pittsburgh	59 56					
291	H	Sacred Heart	54 50	232	H	Manhattan	59 54					
235	H	Iona	59 40	219	A	St. Francis Brooklyn	86 73					
30	A	Arkansas	58 88									
335	A	Hofstra	81 38									

Non-Div I Games: Molloy 66 49

Stony Brook

Loss, Non-Conf, S Site, H Home A Away N Neutral

Average RPI Win:	223	WON-LOST	WINNING	LAST 10	STRENGTH OF	OPP. STRENGTH	TEAM	ADJ.	CONF.	ADJ CONF.
Average RPI Loss:	38	RECORD	PCT. RANK	GAMES	SCHEDULE	OF SCHEDULE	RPI	RPI	RPI	RPI
DIV. I ONLY	5- 4	149	5-4	73	104	111	111	3	3	
DIV. I NON-CONF.	5- 4	149	5-4	72	104	111	111	3	3	
TOTALS	RPI 1-25	RPI 26-50	W-L RECORDS	RPI 51-100	RPI 101-150	RPI 150+				
5- 4	0- 2	0- 1	OVERALL	0- 1	2- 0	3- 0				
4- 1	0- 1	0- 0	HOME	0- 0	1- 0	3- 0				
0- 1	0- 0	0- 1	AWAY	0- 0	0- 0	0- 0				
1- 2	0- 1	0- 0	NEUTRAL	0- 1	1- 0	0- 0				
5- 4	0- 2	0- 1	NON-CONFERENCE	0- 1	2- 0	3- 0				
4- 1	0- 1	0- 0	HOME	0- 0	1- 0	3- 0				
0- 1	0- 0	0- 1	AWAY	0- 0	0- 0	0- 0				
1- 2	0- 1	0- 0	NEUTRAL	0- 1	1- 0	0- 0				
0- 0	0- 0	0- 0	CONFERENCE	0- 0	0- 0	0- 0				
0- 0	0- 0	0- 0	HOME	0- 0	0- 0	0- 0				
0- 0	0- 0	0- 0	AWAY	0- 0	0- 0	0- 0				
0- 0	0- 0	0- 0	NEUTRAL	0- 0	0- 0	0- 0				

RPI 1-25				RPI 26-50				RPI 51-100				RPI 101+ Team's RPI: 111			
RPI	S	Opponent	Score	RPI	S	Opponent	Score	RPI	S	Opponent	Score	RPI	S	Opponent	Score
5	N	Stanford	59 77	42	A	Michigan	76 84	84	N	Green Bay	73 79	105	H	Ohio	66 54
20	H	Oregon	64 81									122	N	Houston	87 62
												250	H	UMES	65 50
												306	H	Albany (NY)	75 53
												330	H	UMBC	82 48
LAST 10 Division I															
5	N	Stanford	59 77	330	H	UMBC	82 48								
122	N	Houston	87 62	42	A	Michigan	76 84								
20	H	Oregon	64 81	84	N	Green Bay	73 79								
306	H	Albany (NY)	75 53	105	H	Ohio	66 54								
250	H	UMES	65 50												

Non-Div I Games:

Syracuse

Average RPI Win:	179	WON-LOST	WINNING	LAST 10	STRENGTH OF	OPP. STRENGTH	TEAM	ADJ.	CONF.	ADJ CONF.
Average RPI Loss:	17	RECORD	PCT. RANK	GAMES	SCHEDULE	OF SCHEDULE	RPI	RPI	RPI	RPI
DIV. I ONLY	7- 1	33	7-1	128	52	27	27	4	4	
DIV. I NON-CONF.	7- 1	33	7-1	127	52	27	27	4	4	
TOTALS	RPI 1-25	RPI 26-50	W-L RECORDS	RPI 51-100	RPI 101-150	RPI 150+				
7- 1	0- 1	0- 0	OVERALL	1- 0	2- 0	4- 0				
5- 0	0- 0	0- 0	HOME	1- 0	2- 0	2- 0				
2- 1	0- 1	0- 0	AWAY	0- 0	0- 0	2- 0				
0- 0	0- 0	0- 0	NEUTRAL	0- 0	0- 0	0- 0				
7- 1	0- 1	0- 0	NON-CONFERENCE	1- 0	2- 0	4- 0				
5- 0	0- 0	0- 0	HOME	1- 0	2- 0	2- 0				
2- 1	0- 1	0- 0	AWAY	0- 0	0- 0	2- 0				
0- 0	0- 0	0- 0	NEUTRAL	0- 0	0- 0	0- 0				
0- 0	0- 0	0- 0	CONFERENCE	0- 0	0- 0	0- 0				
0- 0	0- 0	0- 0	HOME	0- 0	0- 0	0- 0				
0- 0	0- 0	0- 0	AWAY	0- 0	0- 0	0- 0				
0- 0	0- 0	0- 0	NEUTRAL	0- 0	0- 0	0- 0				

RPI 1-25			RPI 26-50		Team's RPI: 27	RPI 51-100			RPI 101+		
RPI	S	Opponent	Score	RPI	S	Opponent	Score	RPI	S	Opponent	Score
17	A	Texas A&M	68 70					70	H	Boise St.	77 65
								119	H	Auburn	80 65
								150	H	Cornell	59 49
								169	H	Robert Morris	66 61
								202	A	SMU	57 56
								260	A	Army West Point	66 52
								285	H	Nicholls St.	72 47
LAST 10 Division I											
202	A	SMU	57 56	17	A	Texas A&M	68 70				
285	H	Nicholls St.	72 47	119	H	Auburn	80 65				
150	H	Cornell	59 49	70	H	Boise St.	77 65				
169	H	Robert Morris	66 61	260	A	Army West Point	66 52				

Non-Div I Games:

TCU

Average RPI Win:	188	WON-LOST	WINNING	LAST 10	STRENGTH OF	OPP. STRENGTH	TEAM	ADJ.	CONF.	ADJ CONF.
Average RPI Loss:	56	RECORD	PCT. RANK	GAMES	SCHEDULE	OF SCHEDULE	RPI	RPI	RPI	RPI
DIV. I ONLY	6- 5	159	5-5	21	135	67	67	9	9	
DIV. I NON-CONF.	6- 4	124	5-4	34	167	69	69	9	9	
TOTALS	RPI 1-25	RPI 26-50	W-L RECORDS	RPI 51-100	RPI 101-150	RPI 150+				
6- 5	0- 3	0- 0	OVERALL	0- 1	3- 0	3- 1				
4- 2	0- 2	0- 0	HOME	0- 0	2- 0	2- 0				
2- 1	0- 0	0- 0	AWAY	0- 0	1- 0	1- 1				
0- 2	0- 1	0- 0	NEUTRAL	0- 1	0- 0	0- 0				
6- 4	0- 2	0- 0	NON-CONFERENCE	0- 1	3- 0	3- 1				
4- 1	0- 1	0- 0	HOME	0- 0	2- 0	2- 0				
2- 1	0- 0	0- 0	AWAY	0- 0	1- 0	1- 1				
0- 2	0- 1	0- 0	NEUTRAL	0- 1	0- 0	0- 0				
0- 1	0- 1	0- 0	CONFERENCE	0- 0	0- 0	0- 0				
0- 1	0- 1	0- 0	HOME	0- 0	0- 0	0- 0				
0- 0	0- 0	0- 0	AWAY	0- 0	0- 0	0- 0				
0- 0	0- 0	0- 0	NEUTRAL	0- 0	0- 0	0- 0				

RPI	S	Opponent	Score	RPI	S	Opponent	Score	RPI	S	Opponent	Score	RPI	S	Opponent	Score
1	H	UConn	54 83					65	N	North Carolina	58 71	101	H	Duquesne	85 72
6	N	Creighton	59 69									130	A	Bucknell	72 61
16	H	South Carolina	71 78									149	H	Villanova	74 69
												191	A	Saint Joseph's	63 67
												215	H	Fairfield	77 59
												262	H	Xavier	78 65
												269	A	Towson	74 59
LAST 10 Division I															
149	H	Villanova	74 69	16	H	South Carolina	71 78	269	A	Towson	74 59	6	N	Creighton	59 69
1	H	UConn	54 83	269	A	Towson	74 59	65	N	North Carolina	58 71	130	A	Bucknell	72 61
262	H	Xavier	78 65	6	N	Creighton	59 69								
191	A	Saint Joseph's	63 67	65	N	North Carolina	58 71								
101	H	Duquesne	85 72	130	A	Bucknell	72 61								

Non-Div I Games:

Temple

Tennessee

Through Games Of Dec. 14, 2019

Average RPI Win:	256	WON-LOST	WINNING	LAST 10	STRENGTH OF	OPP. STRENGTH	TEAM	ADJ.	CONF.	ADJ CONF.
Average RPI Loss:	136	RECORD	PCT. RANK	GAMES	SCHEDULE	OF SCHEDULE	RPI	RPI	RPI	RPI
DIV. I ONLY	8- 1	26	8-1	347	68	217	217	6	6	
DIV. I NON-CONF.	8- 1	26	8-1	347	67	218	218	6	6	
TOTALS	RPI 1-25	RPI 26-50	W-L RECORDS	RPI 51-100	RPI 101-150	RPI 150+				
8- 1	0- 0	0- 0	OVERALL	1- 0	0- 1	7- 0				
6- 1	0- 0	0- 0	HOME	0- 0	0- 1	6- 0				
2- 0	0- 0	0- 0	AWAY	1- 0	0- 0	1- 0				
0- 0	0- 0	0- 0	NEUTRAL	0- 0	0- 0	0- 0				
8- 1	0- 0	0- 0	NON-CONFERENCE	1- 0	0- 1	7- 0				
6- 1	0- 0	0- 0	HOME	0- 0	0- 1	6- 0				
2- 0	0- 0	0- 0	AWAY	1- 0	0- 0	1- 0				
0- 0	0- 0	0- 0	NEUTRAL	0- 0	0- 0	0- 0				
0- 0	0- 0	0- 0	CONFERENCE	0- 0	0- 0	0- 0				
0- 0	0- 0	0- 0	HOME	0- 0	0- 0	0- 0				
0- 0	0- 0	0- 0	AWAY	0- 0	0- 0	0- 0				
0- 0	0- 0	0- 0	NEUTRAL	0- 0	0- 0	0- 0				

RPI	S	Opponent	Score	RPI	S	Opponent	Score	RPI	S	Opponent	Score	RPI	S	Opponent	Score	Team's RPI: 217
73	A	Notre Dame	74 63					73	A	Notre Dame	74 63	136	H	Texas	60 66	
								186	H	Stetson	73 46					
								264	A	ETSU	72 68					
								286	H	Colorado St.	79 41					
								295	H	Air Force	81 54					
								305	H	Ark.-Pine Bluff	92 51					
								310	H	Central Ark.	63 36					
								329	H	Tennessee St.	73 43					
LAST 10 Division I																
286	H	Colorado St.	79 41	136	H	Texas	60 66									
73	A	Notre Dame	74 63	295	H	Air Force	81 54									
310	H	Central Ark.	63 36	305	H	Ark.-Pine Bluff	92 51									
264	A	ETSU	72 68	186	H	Stetson	73 46									
				329	H	Tennessee St.	73 43									

Non-Div I Games:

Tennessee

■ Loss,
 ■ Non-Conf, S Site,
 ■ Home
 ■ Away
 N Neutral

Average RPI Win:	0	WON-LOST	WINNING	LAST 10	STRENGTH OF	OPP. STRENGTH	TEAM	ADJ.	CONF.	ADJ CONF.
Average RPI Loss:	215	RECORD	PCT. RANK	GAMES	SCHEDULE	OF SCHEDULE	RPI	RPI	RPI	RPI
DIV. I ONLY	0- 7	336	0-7	145	343	329	329	22	22	
DIV. I NON-CONF.	0- 7	336	0-7	146	343	329	329	22	22	
TOTALS	RPI 1-25	RPI 26-50	W-L RECORDS	RPI 51-100	RPI 101-150	RPI 150+				
0- 7	0- 0	0- 0	OVERALL	0- 1	0- 1	0- 5				
0- 4	0- 0	0- 0	HOME	0- 0	0- 1	0- 3				
0- 3	0- 0	0- 0	AWAY	0- 1	0- 0	0- 2				
0- 0	0- 0	0- 0	NEUTRAL	0- 0	0- 0	0- 0				
0- 7	0- 0	0- 0	NON-CONFERENCE	0- 1	0- 1	0- 5				
0- 4	0- 0	0- 0	HOME	0- 0	0- 1	0- 3				
0- 3	0- 0	0- 0	AWAY	0- 1	0- 0	0- 2				
0- 0	0- 0	0- 0	NEUTRAL	0- 0	0- 0	0- 0				
0- 0	0- 0	0- 0	CONFERENCE	0- 0	0- 0	0- 0				
0- 0	0- 0	0- 0	HOME	0- 0	0- 0	0- 0				
0- 0	0- 0	0- 0	AWAY	0- 0	0- 0	0- 0				
0- 0	0- 0	0- 0	NEUTRAL	0- 0	0- 0	0- 0				

RPI 1-25			RPI 26-50			RPI 51-100			RPI 101+			Team's RPI: 329
RPI	S	Opponent	Score	RPI	S	Opponent	Score	RPI	S	Opponent	Score	
						64 A Arizona	42 77			103 H Vanderbilt	55 106	
										217 A Tennessee	43 73	
										237 H North Ala.	63 88	
										263 A South Alabama	48 70	
										303 H Lipscomb	64 74	
										318 H Alcorn	57 62	
LAST 10 Division I												
						64 A Arizona	42 77			263 A South Alabama	48 70	
						303 H Lipscomb	64 74			103 H Vanderbilt	55 106	
										318 H Alcorn	57 62	
										237 H North Ala.	63 88	
										217 A Tennessee	43 73	

Non-Div I Games: Wilberforce 83 65

Tennessee St.

Tennessee Tech

Through Games Of Dec. 14, 2019

Average RPI Win:	294	WON-LOST	WINNING	LAST 10	STRENGTH OF	OPP. STRENGTH	TEAM	ADJ.	CONF.	ADJ CONF.
Average RPI Loss:	113	RECORD	PCT. RANK	GAMES	SCHEDULE	OF SCHEDULE	RPI	RPI	RPI	RPI
DIV. I ONLY	3- 4	199	3-4	329	168	275	275	22	22	
DIV. I NON-CONF.	3- 4	200	3-4	329	166	276	276	22	22	
TOTALS	RPI 1-25	RPI 26-50	W-L RECORDS	RPI 51-100	RPI 101-150	RPI 150+				
3- 4	0- 0	0- 0	OVERALL	0- 1	0- 2	3- 1				
1- 0	0- 0	0- 0	HOME	0- 0	0- 0	1- 0				
1- 3	0- 0	0- 0	AWAY	0- 1	0- 2	1- 0				
1- 1	0- 0	0- 0	NEUTRAL	0- 0	0- 0	1- 1				
3- 4	0- 0	0- 0	NON-CONFERENCE	0- 1	0- 2	3- 1				
1- 0	0- 0	0- 0	HOME	0- 0	0- 0	1- 0				
1- 3	0- 0	0- 0	AWAY	0- 1	0- 2	1- 0				
1- 1	0- 0	0- 0	NEUTRAL	0- 0	0- 0	1- 1				
0- 0	0- 0	0- 0	CONFERENCE	0- 0	0- 0	0- 0				
0- 0	0- 0	0- 0	HOME	0- 0	0- 0	0- 0				
0- 0	0- 0	0- 0	AWAY	0- 0	0- 0	0- 0				
0- 0	0- 0	0- 0	NEUTRAL	0- 0	0- 0	0- 0				

RPI S	Opponent	Score	RPI S	Opponent	Score	RPI S	Opponent	Score	RPI S	Opponent	Score	Team's RPI: 275
						82 A	Middle Tenn.	58 64	103 A	Vanderbilt	61 75	
									110 A	Southern Ill.	65 76	
									157 N	Northern Ill.	74 82	
									199 A	Samford	72 57	
									331 N	Detroit Mercy	69 47	
									351 H	La.-Monroe	75 68	
LAST 10 Division I												
			103 A	Vanderbilt	61 75		110 A	Southern Ill.	65 76			
			331 N	Detroit Mercy	69 47		351 H	La.-Monroe	75 68			
			157 N	Northern Ill.	74 82							
			199 A	Samford	72 57							
			82 A	Middle Tenn.	58 64							

Non-Div I Games: Cumberland (TN) 88 51

Tennessee Tech

Loss, Non-Conf, S Site, H Home A Away N Neutral

Average RPI Win: 257		WON-LOST	WINNING	LAST 10	STRENGTH OF	OPP. STRENGTH	TEAM	ADJ.	CONF.	ADJ CONF.
Average RPI Loss: 97		RECORD	PCT. RANK	GAMES	SCHEDULE	OF SCHEDULE	RPI	RPI	RPI	RPI
DIV. I ONLY		5- 4	149	5-4	105	277	136	136	4	4
DIV. I NON-CONF.		5- 4	149	5-4	104	277	136	136	4	4
TOTALS	RPI 1-25		RPI 26-50		W-L RECORDS		RPI 51-100		RPI 101-150	RPI 150+
5- 4	0- 1		0- 0		OVERALL		0- 1		1- 1	4- 1
3- 1	0- 0		0- 0		HOME		0- 1		0- 0	3- 0
1- 2	0- 0		0- 0		AWAY		0- 0		0- 1	1- 1
1- 1	0- 1		0- 0		NEUTRAL		0- 0		1- 0	0- 0
5- 4	0- 1		0- 0		NON-CONFERENCE		0- 1		1- 1	4- 1
3- 1	0- 0		0- 0		HOME		0- 1		0- 0	3- 0
1- 2	0- 0		0- 0		AWAY		0- 0		0- 1	1- 1
1- 1	0- 1		0- 0		NEUTRAL		0- 0		1- 0	0- 0
0- 0	0- 0		0- 0		CONFERENCE		0- 0		0- 0	0- 0
0- 0	0- 0		0- 0		HOME		0- 0		0- 0	0- 0
0- 0	0- 0		0- 0		AWAY		0- 0		0- 0	0- 0
0- 0	0- 0		0- 0		NEUTRAL		0- 0		0- 0	0- 0

RPI 1-25					
RPI	S	Opponent	Score		
14	N	NC State	73	84	
RPI 26-50					
RPI	S	Opponent	Score		
RPI 51-100					
RPI	S	Opponent	Score		
64	H	Arizona	58	83	
RPI 101+					
RPI	S	Opponent	Score		
134	N	North Texas	63	57	
148	A	South Fla.	57	64	
160	A	Hawaii	60	73	
217	A	Tennessee	66	60	
245	H	Southern U.	93	39	
344	H	UTSA	84	53	
346	H	UTRGV	85	69	
Team's RPI: 136					
LAST 10 Division I					
14	N	NC State	73	84	
245	H	Southern U.	93	39	
346	H	UTRGV	85	69	
64	H	Arizona	58	83	
344	H	UTSA	84	53	
217	A	Tennessee	66	60	
160	A	Hawaii	60	73	
134	N	North Texas	63	57	
148	A	South Fla.	57	64	

Non-Div I Games:

Texas

■ Loss, ■ Non-Conf, S Site, H Home A Away N Neutral

Average RPI Win:	151	WON-LOST	WINNING	LAST 10	STRENGTH OF	OPP. STRENGTH	TEAM	ADJ.	CONF.	ADJ CONF.
Average RPI Loss:	21	RECORD	PCT. RANK	GAMES	SCHEDULE	OF SCHEDULE	RPI	RPI	RPI	RPI
DIV. I ONLY	8- 1	26	8-1	66	49	17	17	6	6	
DIV. I NON-CONF.	8- 1	26	8-1	64	49	17	17	6	6	
TOTALS	RPI 1-25	RPI 26-50	W-L RECORDS	RPI 51-100	RPI 101-150	RPI 150+				
8- 1	1- 1	2- 0	OVERALL	1- 0	0- 0	4- 0				
6- 0	1- 0	2- 0	HOME	0- 0	0- 0	3- 0				
2- 0	0- 0	0- 0	AWAY	1- 0	0- 0	1- 0				
0- 1	0- 1	0- 0	NEUTRAL	0- 0	0- 0	0- 0				
8- 1	1- 1	2- 0	NON-CONFERENCE	1- 0	0- 0	4- 0				
6- 0	1- 0	2- 0	HOME	0- 0	0- 0	3- 0				
2- 0	0- 0	0- 0	AWAY	1- 0	0- 0	1- 0				
0- 1	0- 1	0- 0	NEUTRAL	0- 0	0- 0	0- 0				
0- 0	0- 0	0- 0	CONFERENCE	0- 0	0- 0	0- 0				
0- 0	0- 0	0- 0	HOME	0- 0	0- 0	0- 0				
0- 0	0- 0	0- 0	AWAY	0- 0	0- 0	0- 0				
0- 0	0- 0	0- 0	NEUTRAL	0- 0	0- 0	0- 0				

RPI	S	Opponent	Score	RPI	S	Opponent	Score	RPI	S	Opponent	Score	RPI	S	Opponent	Score
21	N	Florida St.	58 80	27	H	TCU	70 68	80	A	Southern California	74 64	230	A	Rice	62 61
23	H	Duke	79 58	32	H	Oklahoma St.	74 62					247	H	Little Rock	78 35
												258	H	Prairie View	80 38
												310	H	Central Ark.	76 46
LAST 10 Division I															
258	H	Prairie View	80 38	27	H	TCU	70 68								
80	A	Southern California	74 64	32	H	Oklahoma St.	74 62								
230	A	Rice	62 61	310	H	Central Ark.	76 46								
23	H	Duke	79 58	21	N	Florida St.	58 80								
247	H	Little Rock	78 35												

Non-Div I Games:

Texas A&M

Average RPI Win:	245	WON-LOST	WINNING	LAST 10	STRENGTH OF	OPP. STRENGTH	TEAM	ADJ.	CONF.	ADJ CONF.
Average RPI Loss:	79	RECORD	PCT. RANK	GAMES	SCHEDULE	OF SCHEDULE	RPI	RPI	RPI	RPI
DIV. I ONLY	3- 5	221	3-5	8	312	65	65	28	28	
DIV. I NON-CONF.	3- 5	221	3-5	8	313	66	66	28	28	
TOTALS	RPI 1-25	RPI 26-50	W-L RECORDS	RPI 51-100	RPI 101-150	RPI 150+				
3- 5	0- 2	0- 1	OVERALL	0- 0	0- 1	3- 1				
1- 0	0- 0	0- 0	HOME	0- 0	0- 0	1- 0				
2- 4	0- 2	0- 1	AWAY	0- 0	0- 1	2- 0				
0- 1	0- 0	0- 0	NEUTRAL	0- 0	0- 0	0- 1				
3- 5	0- 2	0- 1	NON-CONFERENCE	0- 0	0- 1	3- 1				
1- 0	0- 0	0- 0	HOME	0- 0	0- 0	1- 0				
2- 4	0- 2	0- 1	AWAY	0- 0	0- 1	2- 0				
0- 1	0- 0	0- 0	NEUTRAL	0- 0	0- 0	0- 1				
0- 0	0- 0	0- 0	CONFERENCE	0- 0	0- 0	0- 0				
0- 0	0- 0	0- 0	HOME	0- 0	0- 0	0- 0				
0- 0	0- 0	0- 0	AWAY	0- 0	0- 0	0- 0				
0- 0	0- 0	0- 0	NEUTRAL	0- 0	0- 0	0- 0				

RPI 1-25				RPI 26-50				RPI 51-100				RPI 101+			
RPI	S	Opponent	Score	RPI	S	Opponent	Score	RPI	S	Opponent	Score	RPI	S	Opponent	Score
7	A	Gonzaga	45 80	48	A	Colorado	50 74					140	A	Iowa St.	59 79
20	A	Oregon	63 99									160	A	Hawaii	74 57
												178	N	Utah	52 61
												230	H	Rice	63 56
												346	A	UTRGV	71 44
LAST 10 Division I															
140	A	Iowa St.	59 79	7	A	Gonzaga	45 80								
20	A	Oregon	63 99	230	H	Rice	63 56								
346	A	UTRGV	71 44	48	A	Colorado	50 74								
				160	A	Hawaii	74 57								
				178	N	Utah	52 61								

Non-Div I Games:

Texas Southern

Average RPI Win: 240		WON-LOST	WINNING	LAST 10	STRENGTH OF	OPP. STRENGTH	TEAM	ADJ.	CONF.	ADJ CONF.
Average RPI Loss: 121		RECORD	PCT. RANK	GAMES	SCHEDULE	OF SCHEDULE	RPI	RPI	RPI	RPI
DIV. I ONLY		3- 2	124	3-2	258	198	175	175	23	23
DIV. I NON-CONF.		3- 2	124	3-2	258	196	173	173	23	23
TOTALS	RPI 1-25	RPI 26-50		W-L RECORDS		RPI 51-100	RPI 101-150	RPI 150+		
3- 2	0- 0	0- 1		OVERALL		0- 0	0- 0	3- 1		
3- 0	0- 0	0- 0		HOME		0- 0	0- 0	3- 0		
0- 2	0- 0	0- 1		AWAY		0- 0	0- 0	0- 1		
0- 0	0- 0	0- 0		NEUTRAL		0- 0	0- 0	0- 0		
3- 2	0- 0	0- 1		NON-CONFERENCE		0- 0	0- 0	3- 1		
3- 0	0- 0	0- 0		HOME		0- 0	0- 0	3- 0		
0- 2	0- 0	0- 1		AWAY		0- 0	0- 0	0- 1		
0- 0	0- 0	0- 0		NEUTRAL		0- 0	0- 0	0- 0		
0- 0	0- 0	0- 0		CONFERENCE		0- 0	0- 0	0- 0		
0- 0	0- 0	0- 0		HOME		0- 0	0- 0	0- 0		
0- 0	0- 0	0- 0		AWAY		0- 0	0- 0	0- 0		
0- 0	0- 0	0- 0		NEUTRAL		0- 0	0- 0	0- 0		

RPI 1-25				RPI 26-50				RPI 51-100				RPI 101+				Team's RPI: 175	
RPI	S	Opponent	Score	RPI	S	Opponent	Score	RPI	S	Opponent	Score	RPI	S	Opponent	Score		
				34	A	Kansas	48 68					154	H	New Orleans	51 49		
												208	A	Oral Roberts	57 63		
												221	H	A&M-Corpus Christi	57 48		
												344	H	UTSA	74 69		
LAST 10 Division I																	
				344	H	UTSA	74 69	154	H	New Orleans	51 49						
				221	H	A&M-Corpus Christi	57 48	34	A	Kansas	48 68						
								208	A	Oral Roberts	57 63						

Non-Div I Games:	Texas Lutheran	72	31	Tex. Permian Basin	83	45
------------------	----------------	----	----	--------------------	----	----

Texas St.

■ Loss, ■ Non-Conf, S Site, H Home A Away N Neutral

Average RPI Win: 281		WON-LOST	WINNING	LAST 10	STRENGTH OF	OPP. STRENGTH	TEAM	ADJ.	CONF.	ADJ CONF.
Average RPI Loss: 0		RECORD	PCT. RANK	GAMES	SCHEDULE	OF SCHEDULE	RPI	RPI	RPI	RPI
DIV. I ONLY		6- 0	1	6-0	323	338	117	117	4	4
DIV. I NON-CONF.		6- 0	1	6-0	324	338	117	117	4	4
TOTALS	RPI 1-25	RPI 26-50		W-L RECORDS		RPI 51-100	RPI 101-150	RPI 150+		
6- 0	0- 0	0- 0		OVERALL		0- 0	0- 0	6- 0		
4- 0	0- 0	0- 0		HOME		0- 0	0- 0	4- 0		
1- 0	0- 0	0- 0		AWAY		0- 0	0- 0	1- 0		
1- 0	0- 0	0- 0		NEUTRAL		0- 0	0- 0	1- 0		
6- 0	0- 0	0- 0		NON-CONFERENCE		0- 0	0- 0	6- 0		
4- 0	0- 0	0- 0		HOME		0- 0	0- 0	4- 0		
1- 0	0- 0	0- 0		AWAY		0- 0	0- 0	1- 0		
1- 0	0- 0	0- 0		NEUTRAL		0- 0	0- 0	1- 0		
0- 0	0- 0	0- 0		CONFERENCE		0- 0	0- 0	0- 0		
0- 0	0- 0	0- 0		HOME		0- 0	0- 0	0- 0		
0- 0	0- 0	0- 0		AWAY		0- 0	0- 0	0- 0		
0- 0	0- 0	0- 0		NEUTRAL		0- 0	0- 0	0- 0		

RPI 1-25				RPI 26-50				RPI 51-100				RPI 101+				Team's RPI: 117	
RPI	S	Opponent	Score	RPI	S	Opponent	Score	RPI	S	Opponent	Score	RPI	S	Opponent	Score		
												171	H	Sam Houston St.	99	57	
												205	A	San Diego	64	60	
												279	H	Ole Miss	84	48	
												333	N	Purdue Fort Wayne	82	48	
												349	H	Northwestern St.	79	49	
												350	H	Florida A&M	98	60	
LAST 10 Division I																	
				333	N	Purdue Fort Wayne	82 48	279	H	Ole Miss	84 48						
				349	H	Northwestern St.	79 49	205	A	San Diego	64 60						
				350	H	Florida A&M	98 60										
				171	H	Sam Houston St.	99 57										

Non-Div I Games:

Texas Tech

■ Loss, ■ Non-Conf, S Site, H Home A Away N Neutral

Average RPI Win:	253	WON-LOST	WINNING	LAST 10	STRENGTH OF	OPP. STRENGTH	TEAM	ADJ.	CONF.	ADJ CONF.
Average RPI Loss:	148	RECORD	PCT. RANK	GAMES	SCHEDULE	OF SCHEDULE	RPI	RPI	RPI	RPI
DIV. I ONLY	3- 6	234	3-6	225	123	269	269	20	20	
DIV. I NON-CONF.	3- 6	235	3-6	225	123	270	270	19	19	
TOTALS	RPI 1-25	RPI 26-50	W-L RECORDS	RPI 51-100	RPI 101-150	RPI 150+				
3- 6	0- 1	0- 1	OVERALL	0- 1	0- 0	3- 3				
2- 2	0- 0	0- 0	HOME	0- 1	0- 0	2- 1				
0- 3	0- 0	0- 1	AWAY	0- 0	0- 0	0- 2				
1- 1	0- 1	0- 0	NEUTRAL	0- 0	0- 0	1- 0				
3- 6	0- 1	0- 1	NON-CONFERENCE	0- 1	0- 0	3- 3				
2- 2	0- 0	0- 0	HOME	0- 1	0- 0	2- 1				
0- 3	0- 0	0- 1	AWAY	0- 0	0- 0	0- 2				
1- 1	0- 1	0- 0	NEUTRAL	0- 0	0- 0	1- 0				
0- 0	0- 0	0- 0	CONFERENCE	0- 0	0- 0	0- 0				
0- 0	0- 0	0- 0	HOME	0- 0	0- 0	0- 0				
0- 0	0- 0	0- 0	AWAY	0- 0	0- 0	0- 0				
0- 0	0- 0	0- 0	NEUTRAL	0- 0	0- 0	0- 0				

RPI 1-25				RPI 26-50				RPI 51-100				RPI 101+				Team's RPI: 269	
RPI	S	Opponent	Score	RPI	S	Opponent	Score	RPI	S	Opponent	Score	RPI	S	Opponent	Score		
25	N	Iowa	72 100	38	A	Rutgers	53 67	67	H	Temple	59 74	205	A	San Diego	67 81		
												235	N	Iona	75 58		
												238	H	Penn St.	67 73		
												257	H	Mt. St. Mary's	73 57		
												268	H	American	63 60		
												314	A	San Diego St.	72 80		
LAST 10 Division I																	
				38	A	Rutgers	53 67	25	N	Iowa	72 100						
				67	H	Temple	59 74	268	H	American	63 60						
				235	N	Iona	75 58	257	H	Mt. St. Mary's	73 57						
				238	H	Penn St.	67 73	205	A	San Diego	67 81						
								314	A	San Diego St.	72 80						

Non-Div I Games:

Towson

Average RPI Win:	248	WON-LOST	WINNING	LAST 10	STRENGTH OF	OPP. STRENGTH	TEAM	ADJ.	CONF.	ADJ CONF.
Average RPI Loss:	17	RECORD	PCT. RANK	GAMES	SCHEDULE	OF SCHEDULE	RPI	RPI	RPI	RPI
DIV. I ONLY	4- 2	87	4-2	98	128	46	46	23	23	
DIV. I NON-CONF.	4- 2	85	4-2	97	128	46	46	23	23	
TOTALS	RPI 1-25	RPI 26-50	W-L RECORDS	RPI 51-100	RPI 101-150	RPI 150+				
4- 2	0- 2	0- 0	OVERALL	0- 0	0- 0	4- 0				
2- 0	0- 0	0- 0	HOME	0- 0	0- 0	2- 0				
2- 2	0- 2	0- 0	AWAY	0- 0	0- 0	2- 0				
0- 0	0- 0	0- 0	NEUTRAL	0- 0	0- 0	0- 0				
4- 2	0- 2	0- 0	NON-CONFERENCE	0- 0	0- 0	4- 0				
2- 0	0- 0	0- 0	HOME	0- 0	0- 0	2- 0				
2- 2	0- 2	0- 0	AWAY	0- 0	0- 0	2- 0				
0- 0	0- 0	0- 0	NEUTRAL	0- 0	0- 0	0- 0				
0- 0	0- 0	0- 0	CONFERENCE	0- 0	0- 0	0- 0				
0- 0	0- 0	0- 0	HOME	0- 0	0- 0	0- 0				
0- 0	0- 0	0- 0	AWAY	0- 0	0- 0	0- 0				
0- 0	0- 0	0- 0	NEUTRAL	0- 0	0- 0	0- 0				

RPI 1-25				RPI 26-50		Team's RPI: 46		RPI 51-100				RPI 101+			
RPI	S	Opponent	Score	RPI	S	Opponent	Score	RPI	S	Opponent	Score	RPI	S	Opponent	Score
10	A	Mississippi St.	82 122									189	A	Bethune-Cookman	68 62
23	A	Duke	85 99									199	A	Samford	74 65
												264	H	ETSU	79 61
												340	H	Jacksonville St.	94 64
LAST 10 Division I															
264	H	ETSU	79 61	340	H	Jacksonville St.	94 64								
189	A	Bethune-Cookman	68 62	199	A	Samford	74 65								
23	A	Duke	85 99												
10	A	Mississippi St.	82 122												

Non-Div I Games: AUM 72 42 Fort Valley St. 101 52

Troy

Tulane

Through Games Of Dec. 14, 2019

Average RPI Win:	235	WON-LOST	WINNING	LAST 10	STRENGTH OF	OPP. STRENGTH	TEAM	ADJ.	CONF.	ADJ CONF.
Average RPI Loss:	105	RECORD	PCT. RANK	GAMES	SCHEDULE	OF SCHEDULE	RPI	RPI	RPI	RPI
DIV. I ONLY	4- 6	211	4-6	110	153	190	190	9	9	
DIV. I NON-CONF.	4- 6	212	4-6	110	151	188	188	9	9	
TOTALS	RPI 1-25	RPI 26-50	W-L RECORDS	RPI 51-100	RPI 101-150	RPI 150+				
4- 6	0- 0	0- 2	OVERALL	0- 2	0- 1	4- 1				
2- 4	0- 0	0- 1	HOME	0- 1	0- 1	2- 1				
2- 0	0- 0	0- 0	AWAY	0- 0	0- 0	2- 0				
0- 2	0- 0	0- 1	NEUTRAL	0- 1	0- 0	0- 0				
4- 6	0- 0	0- 2	NON-CONFERENCE	0- 2	0- 1	4- 1				
2- 4	0- 0	0- 1	HOME	0- 1	0- 1	2- 1				
2- 0	0- 0	0- 0	AWAY	0- 0	0- 0	2- 0				
0- 2	0- 0	0- 1	NEUTRAL	0- 1	0- 0	0- 0				
0- 0	0- 0	0- 0	CONFERENCE	0- 0	0- 0	0- 0				
0- 0	0- 0	0- 0	HOME	0- 0	0- 0	0- 0				
0- 0	0- 0	0- 0	AWAY	0- 0	0- 0	0- 0				
0- 0	0- 0	0- 0	NEUTRAL	0- 0	0- 0	0- 0				

RPI S	Opponent	Score	RPI S	Opponent	Score	RPI S	Opponent	Score	RPI S	Opponent	Score	Team's RPI: 190
37 N	Charlotte	56 60	41 H	LSU	54 59	82 H	Middle Tenn.	62 64	121 H	Alabama	56 66	
						86 N	Boston College	76 89	151 A	Washington	64 62	
									210 A	Southern Miss.	62 58	
									263 H	South Alabama	53 62	
									270 H	Jackson St.	82 46	
									310 H	Central Ark.	65 38	
LAST 10 Division I												
86 N	Boston College	76 89	263 H	South Alabama	53 62							
121 H	Alabama	56 66	210 A	Southern Miss.	62 58							
310 H	Central Ark.	65 38	37 N	Charlotte	56 60							
41 H	LSU	54 59	151 A	Washington	64 62							
82 H	Middle Tenn.	62 64	270 H	Jackson St.	82 46							

Non-Div I Games:

Tulane

■ Loss,
 ■ Non-Conf, S Site,
 ■ Home
 ■ Away
 N Neutral

Average RPI Win:	260	WON-LOST	WINNING	LAST 10	STRENGTH OF	OPP. STRENGTH	TEAM	ADJ.	CONF.	ADJ CONF.
Average RPI Loss:	84	RECORD	PCT. RANK	GAMES	SCHEDULE	OF SCHEDULE	RPI	RPI	RPI	RPI
DIV. I ONLY	3- 7	244	3-7	129	111	244	244	9	9	
DIV. I NON-CONF.	3- 7	245	3-7	128	111	244	244	9	9	
TOTALS	RPI 1-25	RPI 26-50	W-L RECORDS	RPI 51-100	RPI 101-150	RPI 150+				
3- 7	0- 0	0- 4	OVERALL	0- 1	0- 0	3- 2				
3- 2	0- 0	0- 1	HOME	0- 0	0- 0	3- 1				
0- 3	0- 0	0- 2	AWAY	0- 0	0- 0	0- 1				
0- 2	0- 0	0- 1	NEUTRAL	0- 1	0- 0	0- 0				
3- 7	0- 0	0- 4	NON-CONFERENCE	0- 1	0- 0	3- 2				
3- 2	0- 0	0- 1	HOME	0- 0	0- 0	3- 1				
0- 3	0- 0	0- 2	AWAY	0- 0	0- 0	0- 1				
0- 2	0- 0	0- 1	NEUTRAL	0- 1	0- 0	0- 0				
0- 0	0- 0	0- 0	CONFERENCE	0- 0	0- 0	0- 0				
0- 0	0- 0	0- 0	HOME	0- 0	0- 0	0- 0				
0- 0	0- 0	0- 0	AWAY	0- 0	0- 0	0- 0				
0- 0	0- 0	0- 0	NEUTRAL	0- 0	0- 0	0- 0				

RPI S	Opponent	Score	RPI S	Opponent	Score	RPI S	Opponent	Score	RPI S	Opponent	Score	Team's RPI: 244
30	A Arkansas	41 91	31	A Abilene Christian	63 73	51	N Marquette	60 61	159	H SFA	63 67	
32	H Oklahoma St.	48 78	36	N Western Ky.	63 76				208	H Oral Roberts	67 65	
									247	A Little Rock	51 63	
									261	H Arkansas St.	79 77	
									311	H LMU (CA)	75 56	
LAST 10 Division I												
51	N Marquette	60 61	30	A Arkansas	41 91							
36	N Western Ky.	63 76	247	A Little Rock	51 63							
311	H LMU (CA)	75 56	31	A Abilene Christian	63 73							
208	H Oral Roberts	67 65	261	H Arkansas St.	79 77							
32	H Oklahoma St.	48 78	159	H SFA	63 67							

Non-Div I Games:

Tulsa

Average RPI Win:	225	WON-LOST	WINNING	LAST 10	STRENGTH OF	OPP. STRENGTH	TEAM	ADJ.	CONF.	ADJ CONF.
Average RPI Loss:	87	RECORD	PCT. RANK	GAMES	SCHEDULE	OF SCHEDULE	RPI	RPI	RPI	RPI
DIV. I ONLY	4- 3	139	4-3	280	27	213	213	13	13	
DIV. I NON-CONF.	4- 3	138	4-3	281	27	214	214	13	13	
TOTALS	RPI 1-25	RPI 26-50	W-L RECORDS	RPI 51-100	RPI 101-150	RPI 150+				
4- 3	0- 0	0- 0	OVERALL	0- 2	1- 1	3- 0				
4- 1	0- 0	0- 0	HOME	0- 1	1- 0	3- 0				
0- 2	0- 0	0- 0	AWAY	0- 1	0- 1	0- 0				
0- 0	0- 0	0- 0	NEUTRAL	0- 0	0- 0	0- 0				
4- 3	0- 0	0- 0	NON-CONFERENCE	0- 2	1- 1	3- 0				
4- 1	0- 0	0- 0	HOME	0- 1	1- 0	3- 0				
0- 2	0- 0	0- 0	AWAY	0- 1	0- 1	0- 0				
0- 0	0- 0	0- 0	NEUTRAL	0- 0	0- 0	0- 0				
0- 0	0- 0	0- 0	CONFERENCE	0- 0	0- 0	0- 0				
0- 0	0- 0	0- 0	HOME	0- 0	0- 0	0- 0				
0- 0	0- 0	0- 0	AWAY	0- 0	0- 0	0- 0				
0- 0	0- 0	0- 0	NEUTRAL	0- 0	0- 0	0- 0				

RPI 1-25			RPI 26-50			RPI 51-100			RPI 101+			Team's RPI: 213
RPI	S	Opponent	Score	RPI	S	Opponent	Score	RPI	S	Opponent	Score	
						55	A Oklahoma	75	82	119	H Auburn	80 75
						70	H Boise St.	81	83	135	A Memphis	52 77
										199	H Samford	76 69
										263	H South Alabama	77 61
										320	H McNeese	97 70
LAST 10 Division I												
119	H	Auburn	80 75	135	A	Memphis	52 77					
70	H	Boise St.	81 83	199	H	Samford	76 69					
55	A	Oklahoma	75 82	320	H	McNeese	97 70					
263	H	South Alabama	77 61									

Non-Div I Games: Ala.-Huntsville 74 57

UAB

Average RPI Win: 244		WON-LOST	WINNING	LAST 10	STRENGTH OF	OPP. STRENGTH	TEAM	ADJ.	CONF.	ADJ CONF.
Average RPI Loss: 151		RECORD	PCT. RANK	GAMES	SCHEDULE	OF SCHEDULE	RPI	RPI	RPI	RPI
DIV. I ONLY		4- 5	189	4-5	298	173	276	276	24	24
DIV. I NON-CONF.		4- 5	190	4-5	298	172	277	277	24	24
TOTALS		RPI 1-25	RPI 26-50	W-L RECORDS	RPI 51-100	RPI 101-150	RPI 150+			
4- 5	0- 0		0- 0	OVERALL	0- 0	1- 2	3- 3			
3- 2	0- 0		0- 0	HOME	0- 0	1- 1	2- 1			
1- 3	0- 0		0- 0	AWAY	0- 0	0- 1	1- 2			
0- 0	0- 0		0- 0	NEUTRAL	0- 0	0- 0	0- 0			
4- 5	0- 0		0- 0	NON-CONFERENCE	0- 0	1- 2	3- 3			
3- 2	0- 0		0- 0	HOME	0- 0	1- 1	2- 1			
1- 3	0- 0		0- 0	AWAY	0- 0	0- 1	1- 2			
0- 0	0- 0		0- 0	NEUTRAL	0- 0	0- 0	0- 0			
0- 0	0- 0		0- 0	CONFERENCE	0- 0	0- 0	0- 0			
0- 0	0- 0		0- 0	HOME	0- 0	0- 0	0- 0			
0- 0	0- 0		0- 0	AWAY	0- 0	0- 0	0- 0			
0- 0	0- 0		0- 0	NEUTRAL	0- 0	0- 0	0- 0			

RPI 1-25				RPI 26-50				RPI 51-100				RPI 101+ Team's RPI: 276			
RPI	S	Opponent	Score	RPI	S	Opponent	Score	RPI	S	Opponent	Score	RPI	S	Opponent	Score
												124	A	Montana St.	65 77
												126	H	Santa Clara	61 62
												128	H	San Francisco	79 67
												155	A	Saint Mary's (CA)	74 83
												165	A	Fresno St.	65 73
												183	H	Portland St.	70 76
												209	H	Boston U.	75 68
												290	A	Northern Ariz.	71 61
												347	H	Sacramento St.	77 75
LAST 10 Division I															
				290	A	Northern Ariz.	71 61	209	H	Boston U.	75 68				
				126	H	Santa Clara	61 62	183	H	Portland St.	70 76				
				165	A	Fresno St.	65 73	347	H	Sacramento St.	77 75				
				124	A	Montana St.	65 77	128	H	San Francisco	79 67				
								155	A	Saint Mary's (CA)	74 83				

Non-Div I Games:

UC Davis

Loss, Non-Conf, S Site, H Home A Away N Neutral

Average RPI Win:	220	WON-LOST	WINNING	LAST 10	STRENGTH OF	OPP. STRENGTH	TEAM	ADJ.	CONF.	ADJ CONF.
Average RPI Loss:	160	RECORD	PCT. RANK	GAMES	SCHEDULE	OF SCHEDULE	RPI	RPI	RPI	RPI
DIV. I ONLY	3- 6	234	3-6	48	332	195	195	24	24	
DIV. I NON-CONF.	3- 6	235	3-6	47	332	193	193	24	24	
TOTALS	RPI 1-25	RPI 26-50	W-L RECORDS	RPI 51-100	RPI 101-150	RPI 150+				
3- 6	0- 1	0- 0	OVERALL	0- 0	0- 2	3- 3				
2- 1	0- 0	0- 0	HOME	0- 0	0- 0	2- 1				
0- 3	0- 1	0- 0	AWAY	0- 0	0- 1	0- 1				
1- 2	0- 0	0- 0	NEUTRAL	0- 0	0- 1	1- 1				
3- 6	0- 1	0- 0	NON-CONFERENCE	0- 0	0- 2	3- 3				
2- 1	0- 0	0- 0	HOME	0- 0	0- 0	2- 1				
0- 3	0- 1	0- 0	AWAY	0- 0	0- 1	0- 1				
1- 2	0- 0	0- 0	NEUTRAL	0- 0	0- 1	1- 1				
0- 0	0- 0	0- 0	CONFERENCE	0- 0	0- 0	0- 0				
0- 0	0- 0	0- 0	HOME	0- 0	0- 0	0- 0				
0- 0	0- 0	0- 0	AWAY	0- 0	0- 0	0- 0				
0- 0	0- 0	0- 0	NEUTRAL	0- 0	0- 0	0- 0				

RPI 1-25				RPI 26-50			RPI 51-100			RPI 101+			Team's RPI: 195
RPI	S	Opponent	Score	RPI	S	Opponent	Score	RPI	S	Opponent	Score		
3	A	Oregon St.	57 86							107	N	Davidson	72 78
										145	A	Southern Utah	68 82
										167	H	San Jose St.	79 77
										183	H	Portland St.	61 70
										183	N	Portland St.	83 75
										237	N	North Ala.	60 88
										284	A	Denver	75 83
										311	H	LMU (CA)	80 65
LAST 10 Division I													
145	A	Southern Utah	68 82	237	N	North Ala.	60 88						
183	H	Portland St.	61 70	284	A	Denver	75 83						
3	A	Oregon St.	57 86	311	H	LMU (CA)	80 65						
167	H	San Jose St.	79 77	183	N	Portland St.	83 75						
				107	N	Davidson	72 78						

Non-Div I Games:

UC Irvine

■ Loss,
 ■ Non-Conf, S Site,
 ■ Home
 ■ Away
 N Neutral

Average RPI Win: 300		WON-LOST	WINNING	LAST 10	STRENGTH OF	OPP. STRENGTH	TEAM	ADJ.	CONF.	ADJ CONF.
Average RPI Loss: 142		RECORD	PCT. RANK	GAMES	SCHEDULE	OF SCHEDULE	RPI	RPI	RPI	RPI
DIV. I ONLY		3- 7	244	3-7	204	252	265	265	24	24
DIV. I NON-CONF.		3- 7	245	3-7	204	254	266	266	24	24
TOTALS	RPI 1-25		RPI 26-50		W-L RECORDS		RPI 51-100		RPI 101-150	RPI 150+
3- 7	0- 0		0- 0		OVERALL		0- 4		0- 0	3- 3
2- 2	0- 0		0- 0		HOME		0- 1		0- 0	2- 1
1- 5	0- 0		0- 0		AWAY		0- 3		0- 0	1- 2
0- 0	0- 0		0- 0		NEUTRAL		0- 0		0- 0	0- 0
3- 7	0- 0		0- 0		NON-CONFERENCE		0- 4		0- 0	3- 3
2- 2	0- 0		0- 0		HOME		0- 1		0- 0	2- 1
1- 5	0- 0		0- 0		AWAY		0- 3		0- 0	1- 2
0- 0	0- 0		0- 0		NEUTRAL		0- 0		0- 0	0- 0
0- 0	0- 0		0- 0		CONFERENCE		0- 0		0- 0	0- 0
0- 0	0- 0		0- 0		HOME		0- 0		0- 0	0- 0
0- 0	0- 0		0- 0		AWAY		0- 0		0- 0	0- 0
0- 0	0- 0		0- 0		NEUTRAL		0- 0		0- 0	0- 0

RPI 1-25				RPI 26-50				RPI 51-100				RPI 101+				Team's RPI: 265	
RPI	S	Opponent	Score	RPI	S	Opponent	Score	RPI	S	Opponent	Score	RPI	S	Opponent	Score		
								57	A	California	61 84	197	A	UTEP	50 63		
								64	A	Arizona	27 70	212	H	Weber St.	54 64		
								80	H	Southern California	59 76	234	H	California Baptist	80 64		
								98	A	New Mexico	70 80	286	A	Colorado St.	40 52		
												326	A	New Mexico St.	60 58		
												341	H	Utah Valley	67 53		
LAST 10 Division I																	
234	H	California Baptist	80 64	212	H	Weber St.	54 64										
286	A	Colorado St.	40 52	341	H	Utah Valley	67 53										
64	A	Arizona	27 70	57	A	California	61 84										
326	A	New Mexico St.	60 58	80	H	Southern California	59 76										
98	A	New Mexico	70 80	197	A	UTEP	50 63										

Non-Div I Games:

UC Riverside

Loss, Non-Conf, S Site, H Home A Away N Neutral

Average RPI Win:	266	WON-LOST	WINNING	LAST 10	STRENGTH OF	OPP. STRENGTH	TEAM	ADJ.	CONF.	ADJ CONF.
Average RPI Loss:	137	RECORD	PCT. RANK	GAMES	SCHEDULE	OF SCHEDULE	RPI	RPI	RPI	RPI
DIV. I ONLY	4- 6	211	4-6	242	217	271	271	24	24	
DIV. I NON-CONF.	4- 6	212	4-6	242	216	272	272	24	24	
TOTALS	RPI 1-25	RPI 26-50	W-L RECORDS	RPI 51-100	RPI 101-150	RPI 150+				
4- 6	0- 0	0- 1	OVERALL	1- 1	0- 0	3- 4				
3- 2	0- 0	0- 1	HOME	1- 0	0- 0	2- 1				
0- 3	0- 0	0- 0	AWAY	0- 1	0- 0	0- 2				
1- 1	0- 0	0- 0	NEUTRAL	0- 0	0- 0	1- 1				
4- 6	0- 0	0- 1	NON-CONFERENCE	1- 1	0- 0	3- 4				
3- 2	0- 0	0- 1	HOME	1- 0	0- 0	2- 1				
0- 3	0- 0	0- 0	AWAY	0- 1	0- 0	0- 2				
1- 1	0- 0	0- 0	NEUTRAL	0- 0	0- 0	1- 1				
0- 0	0- 0	0- 0	CONFERENCE	0- 0	0- 0	0- 0				
0- 0	0- 0	0- 0	HOME	0- 0	0- 0	0- 0				
0- 0	0- 0	0- 0	AWAY	0- 0	0- 0	0- 0				
0- 0	0- 0	0- 0	NEUTRAL	0- 0	0- 0	0- 0				

RPI S	Opponent	Score	RPI S	Opponent	Score	RPI S	Opponent	Score	RPI S	Opponent	Score	Team's RPI: 271
43	H Pacific	53 63	61	A CSU Bakersfield	62 66	155	A Saint Mary's (CA)	43 64	159	N SFA	56 67	
			80	H Southern California	57 46	167	H San Jose St.	70 73	234	A California Baptist	81 85	
						314	H San Diego St.	64 52	328	N Chicago St.	96 65	
						341	H Utah Valley	59 51				
LAST 10 Division I												
61	A CSU Bakersfield	62 66	159	N SFA	56 67							
43	H Pacific	53 63	314	H San Diego St.	64 52							
328	N Chicago St.	96 65	234	A California Baptist	81 85							
155	A Saint Mary's (CA)	43 64	80	H Southern California	57 46							
341	H Utah Valley	59 51	167	H San Jose St.	70 73							

Non-Div I Games:

UC Santa Barbara

■ Loss,
 ■ Non-Conf,
 S Site,
 ■ Home
 ■ Away
 N Neutral

Average RPI Win:	214	WON-LOST	WINNING	LAST 10	STRENGTH OF	OPP. STRENGTH	TEAM	ADJ.	CONF.	ADJ CONF.
Average RPI Loss:	63	RECORD	PCT. RANK	GAMES	SCHEDULE	OF SCHEDULE	RPI	RPI	RPI	RPI
DIV. I ONLY	4- 4	163	4-4	49	195	96	96	9	9	
DIV. I NON-CONF.	4- 4	163	4-4	48	192	97	97	9	9	
TOTALS	RPI 1-25	RPI 26-50	W-L RECORDS	RPI 51-100	RPI 101-150	RPI 150+				
4- 4	0- 1	0- 1	OVERALL	0- 1	0- 1	4- 0				
3- 0	0- 0	0- 0	HOME	0- 0	0- 0	3- 0				
1- 2	0- 1	0- 0	AWAY	0- 0	0- 1	1- 0				
0- 2	0- 0	0- 1	NEUTRAL	0- 1	0- 0	0- 0				
4- 4	0- 1	0- 1	NON-CONFERENCE	0- 1	0- 1	4- 0				
3- 0	0- 0	0- 0	HOME	0- 0	0- 0	3- 0				
1- 2	0- 1	0- 0	AWAY	0- 0	0- 1	1- 0				
0- 2	0- 0	0- 1	NEUTRAL	0- 1	0- 0	0- 0				
0- 0	0- 0	0- 0	CONFERENCE	0- 0	0- 0	0- 0				
0- 0	0- 0	0- 0	HOME	0- 0	0- 0	0- 0				
0- 0	0- 0	0- 0	AWAY	0- 0	0- 0	0- 0				
0- 0	0- 0	0- 0	NEUTRAL	0- 0	0- 0	0- 0				

RPI 1-25				RPI 26-50				RPI 51-100				Team's RPI: 96	RPI 101+			
RPI	S	Opponent	Score	RPI	S	Opponent	Score	RPI	S	Opponent	Score		RPI	S	Opponent	Score
18	A	FGCU	50 72	49	N	UCLA	56 61	71	N	James Madison	43 46		115	A	Belmont	37 72
													159	A	SFA	63 57
													186	H	Stetson	66 40
													211	H	Delaware	75 49
													299	H	Pittsburgh	74 58
LAST 10 Division I																
		71 N James Madison	43 46			211 H Delaware	75 49									
		49 N UCLA	56 61			159 A SFA	63 57									
		186 H Stetson	66 40			18 A FGCU	50 72									
						115 A Belmont	37 72									
						299 H Pittsburgh	74 58									

Non-Div I Games:

UCF

Average RPI Win:	172	WON-LOST	WINNING	LAST 10	STRENGTH OF	OPP. STRENGTH	TEAM	ADJ.	CONF.	ADJ CONF.
Average RPI Loss:	0	RECORD	PCT. RANK	GAMES	SCHEDULE	OF SCHEDULE	RPI	RPI	RPI	RPI
DIV. I ONLY	8- 0	1	8-0	293	23	49	49	2	2	
DIV. I NON-CONF.	8- 0	1	8-0	293	23	49	49	2	2	
TOTALS	RPI 1-25	RPI 26-50	W-L RECORDS	RPI 51-100	RPI 101-150	RPI 150+				
8- 0	1- 0	0- 0	OVERALL	2- 0	0- 0	5- 0				
5- 0	0- 0	0- 0	HOME	1- 0	0- 0	4- 0				
2- 0	1- 0	0- 0	AWAY	0- 0	0- 0	1- 0				
1- 0	0- 0	0- 0	NEUTRAL	1- 0	0- 0	0- 0				
8- 0	1- 0	0- 0	NON-CONFERENCE	2- 0	0- 0	5- 0				
5- 0	0- 0	0- 0	HOME	1- 0	0- 0	4- 0				
2- 0	1- 0	0- 0	AWAY	0- 0	0- 0	1- 0				
1- 0	0- 0	0- 0	NEUTRAL	1- 0	0- 0	0- 0				
0- 0	0- 0	0- 0	CONFERENCE	0- 0	0- 0	0- 0				
0- 0	0- 0	0- 0	HOME	0- 0	0- 0	0- 0				
0- 0	0- 0	0- 0	AWAY	0- 0	0- 0	0- 0				
0- 0	0- 0	0- 0	NEUTRAL	0- 0	0- 0	0- 0				

RPI 1-25				RPI 26-50				Team's RPI: 49				RPI 51-100				RPI 101+			
RPI	S	Opponent	Score	RPI	S	Opponent	Score	RPI	S	Opponent	Score	RPI	S	Opponent	Score	RPI	S	Opponent	Score
22	A	Virginia	73 62									54	H	Yale	100 65	181	H	Northern Colo.	92 58
												96	N	UCF	61 56	212	H	Weber St.	85 45
																231	A	CSUN	58 44
																267	H	Long Beach St.	86 51
																311	H	LMU (CA)	74 52
LAST 10 Division I																			
231	A	CSUN	58 44	267	H	Long Beach St.	86 51												
22	A	Virginia	73 62	311	H	LMU (CA)	74 52												
96	N	UCF	61 56	212	H	Weber St.	85 45												
54	H	Yale	100 65																
181	H	Northern Colo.	92 58																

Non-Div I Games:

UCLA

Average RPI Win:	68	WON-LOST	WINNING	LAST 10	STRENGTH OF	OPP. STRENGTH	TEAM	ADJ.	CONF.	ADJ CONF.
Average RPI Loss:	0	RECORD	PCT. RANK	GAMES	SCHEDULE	OF SCHEDULE	RPI	RPI	RPI	RPI
DIV. I ONLY	8- 0	1	8-0	25	1	1	1	9	9	
DIV. I NON-CONF.	7- 0	1	7-0	21	1	1	1	9	9	
TOTALS	RPI 1-25	RPI 26-50	W-L RECORDS	RPI 51-100	RPI 101-150	RPI 150+				
8- 0	2- 0	0- 0	OVERALL	4- 0	2- 0	0- 0				
3- 0	1- 0	0- 0	HOME	2- 0	0- 0	0- 0				
5- 0	1- 0	0- 0	AWAY	2- 0	2- 0	0- 0				
0- 0	0- 0	0- 0	NEUTRAL	0- 0	0- 0	0- 0				
7- 0	2- 0	0- 0	NON-CONFERENCE	3- 0	2- 0	0- 0				
3- 0	1- 0	0- 0	HOME	2- 0	0- 0	0- 0				
4- 0	1- 0	0- 0	AWAY	1- 0	2- 0	0- 0				
0- 0	0- 0	0- 0	NEUTRAL	0- 0	0- 0	0- 0				
1- 0	0- 0	0- 0	CONFERENCE	1- 0	0- 0	0- 0				
0- 0	0- 0	0- 0	HOME	0- 0	0- 0	0- 0				
1- 0	0- 0	0- 0	AWAY	1- 0	0- 0	0- 0				
0- 0	0- 0	0- 0	NEUTRAL	0- 0	0- 0	0- 0				

RPI 1-25				RPI 26-50				RPI 51-100				RPI 101+			
RPI	S	Opponent	Score	RPI	S	Opponent	Score	RPI	S	Opponent	Score	RPI	S	Opponent	Score
11	A	Ohio St.	73 62					57	H	California	72 61	103	A	Vanderbilt	64 51
22	H	Virginia	83 44					67	A	Temple	83 54	133	A	Dayton	75 37
								73	H	Notre Dame	81 57				
								77	A	Seton Hall	92 78				
LAST 10 Division I															
133	A	Dayton	75 37	73	H	Notre Dame	81 57								
11	A	Ohio St.	73 62	77	A	Seton Hall	92 78								
22	H	Virginia	83 44	57	H	California	72 61								
67	A	Temple	83 54												
103	A	Vanderbilt	64 51												

Non-Div I Games:

UConn

U
I
CU
I
C

UIC

Page 306

U
M
B
C

U
M
B
C

UMBC

Page 307

U
M
E
S

U
M
E
S

UMES

Page 308

Average RPI Win:	205	WON-LOST	WINNING	LAST 10	STRENGTH OF	OPP. STRENGTH	TEAM	ADJ.	CONF.	ADJ CONF.
Average RPI Loss:	118	RECORD	PCT. RANK	GAMES	SCHEDULE	OF SCHEDULE	RPI	RPI	RPI	RPI
DIV. I ONLY	4- 6	211	4-6	68	184	163	163	32	32	
DIV. I NON-CONF.	4- 6	212	4-6	67	182	162	162	32	32	
TOTALS	RPI 1-25	RPI 26-50	W-L RECORDS	RPI 51-100	RPI 101-150	RPI 150+				
4- 6	0- 1	0- 1	OVERALL	0- 1	0- 1	4- 2				
3- 3	0- 0	0- 0	HOME	0- 1	0- 1	3- 1				
1- 3	0- 1	0- 1	AWAY	0- 0	0- 0	1- 1				
0- 0	0- 0	0- 0	NEUTRAL	0- 0	0- 0	0- 0				
4- 6	0- 1	0- 1	NON-CONFERENCE	0- 1	0- 1	4- 2				
3- 3	0- 0	0- 0	HOME	0- 1	0- 1	3- 1				
1- 3	0- 1	0- 1	AWAY	0- 0	0- 0	1- 1				
0- 0	0- 0	0- 0	NEUTRAL	0- 0	0- 0	0- 0				
0- 0	0- 0	0- 0	CONFERENCE	0- 0	0- 0	0- 0				
0- 0	0- 0	0- 0	HOME	0- 0	0- 0	0- 0				
0- 0	0- 0	0- 0	AWAY	0- 0	0- 0	0- 0				
0- 0	0- 0	0- 0	NEUTRAL	0- 0	0- 0	0- 0				

RPI 1-25				RPI 26-50				RPI 51-100				RPI 101+ Team's RPI: 163			
RPI	S	Opponent	Score	RPI	S	Opponent	Score	RPI	S	Opponent	Score	RPI	S	Opponent	Score
2	A	Missouri St.	58 83	43	A	Pacific	60 89	62	H	Loyola Chicago	67 72	107	H	Davidson	64 74
												172	A	George Mason	64 58
												179	H	Missouri	59 56
												183	H	Portland St.	87 69
												220	H	Kansas St.	67 74
												274	A	Omaha	53 57
												284	H	Denver	83 79
LAST 10 Division I															
220	H	Kansas St.	67 74	172	A	George Mason	64 58	62	H	Loyola Chicago	67 72	107	H	Davidson	64 74
179	H	Missouri	59 56	43	A	Pacific	60 89	183	H	Portland St.	87 69				
274	A	Omaha	53 57												
2	A	Missouri St.	58 83												
284	H	Denver	83 79												

Non-Div I Games: Rockhurst 78 60

UMKC

■ Loss,
 ■ Non-Conf,
 ■ S Site,
 ■ H Home
 ■ A Away
 N Neutral

Average RPI Win:	329	WON-LOST	WINNING	LAST 10	STRENGTH OF	OPP. STRENGTH	TEAM	ADJ.	CONF.	ADJ CONF.
Average RPI Loss:	86	RECORD	PCT. RANK	GAMES	SCHEDULE	OF SCHEDULE	RPI	RPI	RPI	RPI
DIV. I ONLY	3- 8	272	3-7	163	189	240	240	27	27	
DIV. I NON-CONF.	3- 8	272	3-7	164	186	241	241	27	27	
TOTALS	RPI 1-25	RPI 26-50	W-L RECORDS	RPI 51-100	RPI 101-150	RPI 150+				
3- 8	0- 0	0- 1	OVERALL	0- 5	0- 1	3- 1				
1- 4	0- 0	0- 0	HOME	0- 2	0- 1	1- 1				
2- 4	0- 0	0- 1	AWAY	0- 3	0- 0	2- 0				
0- 0	0- 0	0- 0	NEUTRAL	0- 0	0- 0	0- 0				
3- 8	0- 0	0- 1	NON-CONFERENCE	0- 5	0- 1	3- 1				
1- 4	0- 0	0- 0	HOME	0- 2	0- 1	1- 1				
2- 4	0- 0	0- 1	AWAY	0- 3	0- 0	2- 0				
0- 0	0- 0	0- 0	NEUTRAL	0- 0	0- 0	0- 0				
0- 0	0- 0	0- 0	CONFERENCE	0- 0	0- 0	0- 0				
0- 0	0- 0	0- 0	HOME	0- 0	0- 0	0- 0				
0- 0	0- 0	0- 0	AWAY	0- 0	0- 0	0- 0				
0- 0	0- 0	0- 0	NEUTRAL	0- 0	0- 0	0- 0				

RPI	S	Opponent	Score	RPI	S	Opponent	Score	RPI	S	Opponent	Score	RPI	S	Opponent	Score	Team's RPI: 240
34	A	Kansas	44 79	54	H	Yale	59 67	150	H	Cornell	56 70	161	H	Massachusetts	58 74	
				56	A	Providence	38 63	307	A	Bryant	55 35	337	H	LIU Brooklyn	65 56	
				72	H	Dartmouth	51 62	342	A	Central Conn. St.	56 54					
				75	A	Colgate	51 73									
				86	A	Boston College	46 89									
LAST 10 Division I																
72	H	Dartmouth	51 62	150	H	Cornell	56 70									
337	H	LIU Brooklyn	65 56	56	A	Providence	38 63									
342	A	Central Conn. St.	56 54	54	H	Yale	59 67									
307	A	Bryant	55 35	34	A	Kansas	44 79									
75	A	Colgate	51 73	161	H	Massachusetts	58 74									

Non-Div I Games:

UMass Lowell

■ Loss,
 ■ Non-Conf,
 ■ S Site,
 ■ H Home
 ■ A Away
 N Neutral

Average RPI Win: 307		WON-LOST	WINNING	LAST 10	STRENGTH OF	OPP. STRENGTH	TEAM	ADJ.	CONF.	ADJ CONF.
Average RPI Loss: 113		RECORD	PCT. RANK	GAMES	SCHEDULE	OF SCHEDULE	RPI	RPI	RPI	RPI
DIV. I ONLY		3- 1	61	3-1	348	249	280	280	30	30
DIV. I NON-CONF.		3- 1	61	3-1	348	251	281	281	30	30
TOTALS	RPI 1-25	RPI 26-50		W-L RECORDS	RPI 51-100		RPI 101-150		RPI 150+	
3- 1	0- 0	0- 0		OVERALL	0- 0		0- 1		3- 0	
1- 1	0- 0	0- 0		HOME	0- 0		0- 1		1- 0	
2- 0	0- 0	0- 0		AWAY	0- 0		0- 0		2- 0	
0- 0	0- 0	0- 0		NEUTRAL	0- 0		0- 0		0- 0	
3- 1	0- 0	0- 0		NON-CONFERENCE	0- 0		0- 1		3- 0	
1- 1	0- 0	0- 0		HOME	0- 0		0- 1		1- 0	
2- 0	0- 0	0- 0		AWAY	0- 0		0- 0		2- 0	
0- 0	0- 0	0- 0		NEUTRAL	0- 0		0- 0		0- 0	
0- 0	0- 0	0- 0		CONFERENCE	0- 0		0- 0		0- 0	
0- 0	0- 0	0- 0		HOME	0- 0		0- 0		0- 0	
0- 0	0- 0	0- 0		AWAY	0- 0		0- 0		0- 0	
0- 0	0- 0	0- 0		NEUTRAL	0- 0		0- 0		0- 0	

RPI 1-25				RPI 26-50				RPI 51-100				RPI 101+ Team's RPI: 280			
RPI	S	Opponent	Score	RPI	S	Opponent	Score	RPI	S	Opponent	Score	RPI	S	Opponent	Score
												113	H	UNC Greensboro	40 67
												264	A	ETSU	72 54
												309	A	Western Caro.	64 47
												348	H	South Carolina St.	82 51
LAST 10 Division I															
				348	H	South Carolina St.	82 51								
				113	H	UNC Greensboro	40 67								
				264	A	ETSU	72 54								
				309	A	Western Caro.	64 47								

Non-Div I Games:	Montreat	89	45	Lenoir-Rhyne	68	48
------------------	----------	----	----	--------------	----	----

UNC Asheville

■ Loss, ■ Non-Conf, S Site, H Home A Away N Neutral

Page 311

UNC Greensboro

Through Games Of Dec. 14, 2019

Average RPI Win:	247	WON-LOST	WINNING	LAST 10	STRENGTH OF	OPP. STRENGTH	TEAM	ADJ.	CONF.	ADJ CONF.
Average RPI Loss:	107	RECORD	PCT. RANK	GAMES	SCHEDULE	OF SCHEDULE	RPI	RPI	RPI	RPI

DIV. I ONLY	5- 4	149	5-4	143	243	113	113	25	25
DIV. I NON-CONF.	5- 4	149	5-4	144	243	113	113	25	25
TOTALS	RPI 1-25	RPI 26-50	W-L RECORDS	RPI 51-100	RPI 101-150	RPI 150+			
5- 4	0- 0	0- 1	OVERALL	0- 1	0- 1	5- 1			
2- 1	0- 0	0- 1	HOME	0- 0	0- 0	2- 0			
3- 3	0- 0	0- 0	AWAY	0- 1	0- 1	3- 1			
0- 0	0- 0	0- 0	NEUTRAL	0- 0	0- 0	0- 0			
5- 4	0- 0	0- 1	NON-CONFERENCE	0- 1	0- 1	5- 1			
2- 1	0- 0	0- 1	HOME	0- 0	0- 0	2- 0			
3- 3	0- 0	0- 0	AWAY	0- 1	0- 1	3- 1			
0- 0	0- 0	0- 0	NEUTRAL	0- 0	0- 0	0- 0			
0- 0	0- 0	0- 0	CONFERENCE	0- 0	0- 0	0- 0			
0- 0	0- 0	0- 0	HOME	0- 0	0- 0	0- 0			
0- 0	0- 0	0- 0	AWAY	0- 0	0- 0	0- 0			
0- 0	0- 0	0- 0	NEUTRAL	0- 0	0- 0	0- 0			

RPI 1-25				RPI 26-50				RPI 51-100				RPI 101+				Team's RPI: 113			
RPI	S	Opponent	Score	RPI	S	Opponent	Score	RPI	S	Opponent	Score	RPI	S	Opponent	Score				
				44	H	Richmond	62 70					85	A	N.C. A&T	48 57	144	A	Campbell	64 72
																153	A	Coastal Caro.	54 63
																176	A	Liberty	58 53
																207	A	Wake Forest	67 65
																250	H	UMES	86 48
																280	A	UNC Asheville	67 40
																322	H	Georgia St.	64 49
LAST 10 Division I																			
				250	H	UMES	86 48					85	A	N.C. A&T	48 57				
				153	A	Coastal Caro.	54 63					322	H	Georgia St.	64 49				
				207	A	Wake Forest	67 65					144	A	Campbell	64 72				
				44	H	Richmond	62 70					280	A	UNC Asheville	67 40				
												176	A	Liberty	58 53				

Non-Div I Games: Erskine 106 44

UNC Greensboro

Loss, Non-Conf, S Site, H Home A Away N Neutral

Average RPI Win:	311	WON-LOST	WINNING	LAST 10	STRENGTH OF	OPP. STRENGTH	TEAM	ADJ.	CONF.	ADJ CONF.
Average RPI Loss:	174	RECORD	PCT. RANK	GAMES	SCHEDULE	OF SCHEDULE	RPI	RPI	RPI	RPI
DIV. I ONLY	2- 5	254	2-5	199	319	277	277	20	20	
DIV. I NON-CONF.	2- 5	253	2-5	199	320	278	278	19	19	
TOTALS	RPI 1-25	RPI 26-50	W-L RECORDS	RPI 51-100	RPI 101-150	RPI 150+				
2- 5	0- 1	0- 0	OVERALL	0- 0	0- 0	2- 4				
1- 2	0- 0	0- 0	HOME	0- 0	0- 0	1- 2				
1- 3	0- 1	0- 0	AWAY	0- 0	0- 0	1- 2				
0- 0	0- 0	0- 0	NEUTRAL	0- 0	0- 0	0- 0				
2- 5	0- 1	0- 0	NON-CONFERENCE	0- 0	0- 0	2- 4				
1- 2	0- 0	0- 0	HOME	0- 0	0- 0	1- 2				
1- 3	0- 1	0- 0	AWAY	0- 0	0- 0	1- 2				
0- 0	0- 0	0- 0	NEUTRAL	0- 0	0- 0	0- 0				
0- 0	0- 0	0- 0	CONFERENCE	0- 0	0- 0	0- 0				
0- 0	0- 0	0- 0	HOME	0- 0	0- 0	0- 0				
0- 0	0- 0	0- 0	AWAY	0- 0	0- 0	0- 0				
0- 0	0- 0	0- 0	NEUTRAL	0- 0	0- 0	0- 0				

RPI 1-25				RPI 26-50			RPI 51-100			RPI 101+			Team's RPI: 277
RPI	S	Opponent	Score	RPI	S	Opponent	RPI	S	Opponent	RPI	S	Opponent	Score
14	A	NC State	40 80							153	H	Coastal Caro.	43 62
										188	H	Kennesaw St.	56 58
										207	A	Wake Forest	55 65
										273	A	Presbyterian	70 60
										308	A	Longwood	58 59
										348	H	South Carolina St.	84 46
LAST 10 Division I													
				153	H	Coastal Caro.	43	62	273	A	Presbyterian	70	60
				207	A	Wake Forest	55	65	188	H	Kennesaw St.	56	58
									348	H	South Carolina St.	84	46
									308	A	Longwood	58	59
									14	A	NC State	40	80

Non-Div I Games: Mount Olive 75 67

UNCW

■ Loss,
 ■ Non-Conf,
 ■ S Site,
 ■ Home
 ■ A Away
 N Neutral

Average RPI Win: 175		WON-LOST	WINNING	LAST 10	STRENGTH OF	OPP. STRENGTH	TEAM	ADJ.	CONF.	ADJ CONF.
Average RPI Loss: 46		RECORD	PCT. RANK	GAMES	SCHEDULE	OF SCHEDULE	RPI	RPI	RPI	RPI
DIV. I ONLY		5- 3	106	5-3	116	10	58	58	5	5
DIV. I NON-CONF.		5- 3	105	5-3	114	10	59	59	5	5
TOTALS		RPI 1-25	RPI 26-50	W-L RECORDS		RPI 51-100	RPI 101-150	RPI 150+		
5- 3	1- 2	0- 0		OVERALL		0- 0	1- 1	3- 0		
2- 0	1- 0	0- 0		HOME		0- 0	0- 0	1- 0		
3- 1	0- 1	0- 0		AWAY		0- 0	1- 0	2- 0		
0- 2	0- 1	0- 0		NEUTRAL		0- 0	0- 1	0- 0		
5- 3	1- 2	0- 0		NON-CONFERENCE		0- 0	1- 1	3- 0		
2- 0	1- 0	0- 0		HOME		0- 0	0- 0	1- 0		
3- 1	0- 1	0- 0		AWAY		0- 0	1- 0	2- 0		
0- 2	0- 1	0- 0		NEUTRAL		0- 0	0- 1	0- 0		
0- 0	0- 0	0- 0		CONFERENCE		0- 0	0- 0	0- 0		
0- 0	0- 0	0- 0		HOME		0- 0	0- 0	0- 0		
0- 0	0- 0	0- 0		AWAY		0- 0	0- 0	0- 0		
0- 0	0- 0	0- 0		NEUTRAL		0- 0	0- 0	0- 0		

RPI 1-25				RPI 26-50				RPI 51-100				Team's RPI: 58		RPI 101+			
RPI	S	Opponent	Score	RPI	S	Opponent	Score	RPI	S	Opponent	Score	RPI	S	Opponent	Score		
6	A	Creighton	54 57									121	N	Alabama	77 87		
11	N	Ohio St.	46 64									127	A	Wichita St.	61 50		
25	H	Iowa	88 66									179	A	Missouri	78 73		
												272	H	North Dakota St.	95 63		
												274	A	Omaha	81 45		
LAST 10 Division I																	
274	A	Omaha	81 45	25	H	Iowa	88 66										
6	A	Creighton	54 57	179	A	Missouri	78 73										
11	N	Ohio St.	46 64	127	A	Wichita St.	61 50										
121	N	Alabama	77 87	272	H	North Dakota St.	95 63										

Non-Div I Games: Northwest Mo. St. 78 53

UNI

Average RPI Win:	244	WON-LOST	WINNING	LAST 10	STRENGTH OF	OPP. STRENGTH	TEAM	ADJ.	CONF.	ADJ CONF.
Average RPI Loss:	144	RECORD	PCT. RANK	GAMES	SCHEDULE	OF SCHEDULE	RPI	RPI	RPI	RPI
DIV. I ONLY	3- 6	234	3-6	115	307	242	242	19	19	
DIV. I NON-CONF.	3- 5	221	3-5	134	299	235	235	21	21	
TOTALS	RPI 1-25	RPI 26-50	W-L RECORDS	RPI 51-100	RPI 101-150	RPI 150+				
3- 6	0- 1	0- 0	OVERALL	1- 1	0- 1	2- 3				
2- 4	0- 1	0- 0	HOME	1- 0	0- 0	1- 3				
1- 2	0- 0	0- 0	AWAY	0- 1	0- 1	1- 0				
0- 0	0- 0	0- 0	NEUTRAL	0- 0	0- 0	0- 0				
3- 5	0- 1	0- 0	NON-CONFERENCE	1- 1	0- 1	2- 2				
2- 3	0- 1	0- 0	HOME	1- 0	0- 0	1- 2				
1- 2	0- 0	0- 0	AWAY	0- 1	0- 1	1- 0				
0- 0	0- 0	0- 0	NEUTRAL	0- 0	0- 0	0- 0				
0- 1	0- 0	0- 0	CONFERENCE	0- 0	0- 0	0- 1				
0- 1	0- 0	0- 0	HOME	0- 0	0- 0	0- 1				
0- 0	0- 0	0- 0	AWAY	0- 0	0- 0	0- 0				
0- 0	0- 0	0- 0	NEUTRAL	0- 0	0- 0	0- 0				

RPI 1-25				RPI 26-50				RPI 51-100				RPI 101+ Team's RPI: 242			
RPI	S	Opponent	Score	RPI	S	Opponent	Score	RPI	S	Opponent	Score	RPI	S	Opponent	Score
23	H	Duke	45 57					80	A	Southern California	54 75	145	A	Southern Utah	68 72
								88	H	St. John's (NY)	79 75	165	H	Fresno St.	66 72
												223	H	Cal St. Fullerton	58 64
												226	H	Elon	44 50
												296	A	Pepperdine	69 44
												348	H	South Carolina St.	66 57
LAST 10 Division I															
296	A	Pepperdine	69 44	80	A	Southern California	54 75								
165	H	Fresno St.	66 72	145	A	Southern Utah	68 72								
88	H	St. John's (NY)	79 75	23	H	Duke	45 57								
226	H	Elon	44 50	223	H	Cal St. Fullerton	58 64								
348	H	South Carolina St.	66 57												

Non-Div I Games:

UNLV

■ Loss,
■ Non-Conf,
■ S Site,
■ H Home
■ A Away
N Neutral

Average RPI Win:	336	WON-LOST	WINNING	LAST 10	STRENGTH OF	OPP. STRENGTH	TEAM	ADJ.	CONF.	ADJ CONF.
Average RPI Loss:	135	RECORD	PCT. RANK	GAMES	SCHEDULE	OF SCHEDULE	RPI	RPI	RPI	RPI
DIV. I ONLY	3- 4	199	3-4	336	149	312	312	30	30	
DIV. I NON-CONF.	3- 4	200	3-4	337	148	312	312	30	30	
TOTALS	RPI 1-25	RPI 26-50	W-L RECORDS	RPI 51-100	RPI 101-150	RPI 150+				
3- 4	0- 1	0- 1	OVERALL	0- 0	0- 0	3- 2				
3- 0	0- 0	0- 0	HOME	0- 0	0- 0	3- 0				
0- 4	0- 1	0- 1	AWAY	0- 0	0- 0	0- 2				
0- 0	0- 0	0- 0	NEUTRAL	0- 0	0- 0	0- 0				
3- 4	0- 1	0- 1	NON-CONFERENCE	0- 0	0- 0	3- 2				
3- 0	0- 0	0- 0	HOME	0- 0	0- 0	3- 0				
0- 4	0- 1	0- 1	AWAY	0- 0	0- 0	0- 2				
0- 0	0- 0	0- 0	NEUTRAL	0- 0	0- 0	0- 0				
0- 0	0- 0	0- 0	CONFERENCE	0- 0	0- 0	0- 0				
0- 0	0- 0	0- 0	HOME	0- 0	0- 0	0- 0				
0- 0	0- 0	0- 0	AWAY	0- 0	0- 0	0- 0				
0- 0	0- 0	0- 0	NEUTRAL	0- 0	0- 0	0- 0				

RPI 1-25				RPI 26-50				RPI 51-100				RPI 101+ Team's RPI: 312			
RPI	S	Opponent	Score	RPI	S	Opponent	Score	RPI	S	Opponent	Score	RPI	S	Opponent	Score
16	A	South Carolina	32 112	50	A	Georgia	53 67					193	A	Jacksonville	43 87
												282	A	East Carolina	48 69
												309	H	Western Caro.	70 62
												348	H	South Carolina St.	58 47
												350	H	Florida A&M	74 61
LAST 10 Division I															
16	A	South Carolina	32 112	348	H	South Carolina St.	58 47								
193	A	Jacksonville	43 87	50	A	Georgia	53 67								
309	H	Western Caro.	70 62												
282	A	East Carolina	48 69												
350	H	Florida A&M	74 61												

Non-Div I Games: Mars Hill 89 31

USC Upstate

■ Loss,
 ■ Non-Conf,
 ■ S Site,
 ■ H Home
 ■ A Away
 N Neutral

Average RPI Win:	205	WON-LOST	WINNING	LAST 10	STRENGTH OF	OPP. STRENGTH	TEAM	ADJ.	CONF.	ADJ CONF.
Average RPI Loss:	19	RECORD	PCT. RANK	GAMES	SCHEDULE	OF SCHEDULE	RPI	RPI	RPI	RPI
DIV. I ONLY	5- 3	106	5-3	138	14	79	79	23	23	
DIV. I NON-CONF.	5- 3	105	5-3	138	14	79	79	23	23	
TOTALS	RPI 1-25	RPI 26-50	W-L RECORDS	RPI 51-100	RPI 101-150	RPI 150+				
5- 3	0- 2	0- 1	OVERALL	1- 0	1- 0	3- 0				
2- 0	0- 0	0- 0	HOME	1- 0	0- 0	1- 0				
3- 0	0- 0	0- 0	AWAY	0- 0	1- 0	2- 0				
0- 3	0- 2	0- 1	NEUTRAL	0- 0	0- 0	0- 0				
5- 3	0- 2	0- 1	NON-CONFERENCE	1- 0	1- 0	3- 0				
2- 0	0- 0	0- 0	HOME	1- 0	0- 0	1- 0				
3- 0	0- 0	0- 0	AWAY	0- 0	1- 0	2- 0				
0- 3	0- 2	0- 1	NEUTRAL	0- 0	0- 0	0- 0				
0- 0	0- 0	0- 0	CONFERENCE	0- 0	0- 0	0- 0				
0- 0	0- 0	0- 0	HOME	0- 0	0- 0	0- 0				
0- 0	0- 0	0- 0	AWAY	0- 0	0- 0	0- 0				
0- 0	0- 0	0- 0	NEUTRAL	0- 0	0- 0	0- 0				

RPI 1-25				RPI 26-50				RPI 51-100				RPI 101+			
RPI	S	Opponent	Score	RPI	S	Opponent	Score	RPI	S	Opponent	Score	RPI	S	Opponent	Score
4	N	Louisville	67 76	32	N	Oklahoma St.	47 60	91	H	Wright St.	68 62	134	A	North Texas	68 49
20	N	Oregon	54 91									220	A	Kansas St.	57 53
												254	A	Grambling	88 54
												328	H	Chicago St.	84 53
LAST 10 Division I															
254	A	Grambling	88 54	91	H	Wright St.	68 62								
134	A	North Texas	68 49	32	N	Oklahoma St.	47 60								
328	H	Chicago St.	84 53	20	N	Oregon	54 91								
				4	N	Louisville	67 76								
				220	A	Kansas St.	57 53								

Non-Div I Games:

UT Arlington

Average RPI Win:	188	WON-LOST	WINNING	LAST 10	STRENGTH OF	OPP. STRENGTH	TEAM	ADJ.	CONF.	ADJ CONF.
Average RPI Loss:	37	RECORD	PCT. RANK	GAMES	SCHEDULE	OF SCHEDULE	RPI	RPI	RPI	RPI
DIV. I ONLY	3- 5	221	3-5	92	12	143	143	22	22	
DIV. I NON-CONF.	3- 5	221	3-5	91	12	142	142	22	22	
TOTALS	RPI 1-25	RPI 26-50	W-L RECORDS	RPI 51-100	RPI 101-150	RPI 150+				
3- 5	0- 2	0- 2	OVERALL	1- 0	0- 1	2- 0				
3- 0	0- 0	0- 0	HOME	1- 0	0- 0	2- 0				
0- 5	0- 2	0- 2	AWAY	0- 0	0- 1	0- 0				
0- 0	0- 0	0- 0	NEUTRAL	0- 0	0- 0	0- 0				
3- 5	0- 2	0- 2	NON-CONFERENCE	1- 0	0- 1	2- 0				
3- 0	0- 0	0- 0	HOME	1- 0	0- 0	2- 0				
0- 5	0- 2	0- 2	AWAY	0- 0	0- 1	0- 0				
0- 0	0- 0	0- 0	NEUTRAL	0- 0	0- 0	0- 0				
0- 0	0- 0	0- 0	CONFERENCE	0- 0	0- 0	0- 0				
0- 0	0- 0	0- 0	HOME	0- 0	0- 0	0- 0				
0- 0	0- 0	0- 0	AWAY	0- 0	0- 0	0- 0				
0- 0	0- 0	0- 0	NEUTRAL	0- 0	0- 0	0- 0				

RPI 1-25				RPI 26-50				RPI 51-100				RPI 101+ Team's RPI: 143			
RPI	S	Opponent	Score	RPI	S	Opponent	Score	RPI	S	Opponent	Score	RPI	S	Opponent	Score
7	A	Gonzaga	55 78	26	A	Illinois St.	47 70	76	H	IUPUI	57 51	110	A	Southern Ill.	59 70
10	A	Mississippi St.	46 82	33	A	Saint Louis	50 56					199	H	Samford	80 75
												289	H	Chattanooga	78 51
LAST 10 Division I															
289	H	Chattanooga	78 51	26	A	Illinois St.	47 70	76	H	IUPUI	57 51				
110	A	Southern Ill.	59 70					199	H	Samford	80 75				
33	A	Saint Louis	50 56					7	A	Gonzaga	55 78				
								10	A	Mississippi St.	46 82				

Non-Div I Games:

UT Martin

Average RPI Win:	288	WON-LOST	WINNING	LAST 10	STRENGTH OF	OPP. STRENGTH	TEAM	ADJ.	CONF.	ADJ CONF.
Average RPI Loss:	81	RECORD	PCT. RANK	GAMES	SCHEDULE	OF SCHEDULE	RPI	RPI	RPI	RPI
DIV. I ONLY	7- 2	53	7-2	287	295	197	197	13	13	
DIV. I NON-CONF.	7- 2	53	7-2	288	293	195	195	13	13	
TOTALS	RPI 1-25	RPI 26-50	W-L RECORDS	RPI 51-100	RPI 101-150	RPI 150+				
7- 2	0- 0	0- 0	OVERALL	0- 2	0- 0	7- 0				
6- 2	0- 0	0- 0	HOME	0- 2	0- 0	6- 0				
1- 0	0- 0	0- 0	AWAY	0- 0	0- 0	1- 0				
0- 0	0- 0	0- 0	NEUTRAL	0- 0	0- 0	0- 0				
7- 2	0- 0	0- 0	NON-CONFERENCE	0- 2	0- 0	7- 0				
6- 2	0- 0	0- 0	HOME	0- 2	0- 0	6- 0				
1- 0	0- 0	0- 0	AWAY	0- 0	0- 0	1- 0				
0- 0	0- 0	0- 0	NEUTRAL	0- 0	0- 0	0- 0				
0- 0	0- 0	0- 0	CONFERENCE	0- 0	0- 0	0- 0				
0- 0	0- 0	0- 0	HOME	0- 0	0- 0	0- 0				
0- 0	0- 0	0- 0	AWAY	0- 0	0- 0	0- 0				
0- 0	0- 0	0- 0	NEUTRAL	0- 0	0- 0	0- 0				

RPI 1-25			RPI 26-50			RPI 51-100			RPI 101+			Team's RPI: 197
RPI	S	Opponent	Score	RPI	S	Opponent	Score	RPI	S	Opponent	Score	
						64	H Arizona	43	54	212	H Weber St.	70 51
						98	H New Mexico	78	93	246	H Western Mich.	76 46
										265	H UC Riverside	63 50
										318	H Alcorn	92 47
										322	H Georgia St.	71 68
										326	A New Mexico St.	63 57
										326	H New Mexico St.	65 45
LAST 10 Division I												
						64	H Arizona	43	54	326	H New Mexico St.	65 45
						212	H Weber St.	70	51	98	H New Mexico	78 93
						322	H Georgia St.	71	68	318	H Alcorn	92 47
						246	H Western Mich.	76	46	326	A New Mexico St.	63 57
										265	H UC Riverside	63 50

Non-Div I Games:

UTEP

Average RPI Win:	344	WON-LOST	WINNING	LAST 10	STRENGTH OF	OPP. STRENGTH	TEAM	ADJ.	CONF.	ADJ CONF.
Average RPI Loss:	161	RECORD	PCT. RANK	GAMES	SCHEDULE	OF SCHEDULE	RPI	RPI	RPI	RPI
DIV. I ONLY	1- 4	296	1-4	342	256	346	346	32	32	
DIV. I NON-CONF.	1- 4	296	1-4	342	258	346	346	32	32	
TOTALS	RPI 1-25	RPI 26-50	W-L RECORDS	RPI 51-100	RPI 101-150	RPI 150+				
1- 4	0- 0	0- 0	OVERALL	0- 1	0- 1	1- 2				
1- 2	0- 0	0- 0	HOME	0- 1	0- 0	1- 1				
0- 2	0- 0	0- 0	AWAY	0- 0	0- 1	0- 1				
0- 0	0- 0	0- 0	NEUTRAL	0- 0	0- 0	0- 0				
1- 4	0- 0	0- 0	NON-CONFERENCE	0- 1	0- 1	1- 2				
1- 2	0- 0	0- 0	HOME	0- 1	0- 0	1- 1				
0- 2	0- 0	0- 0	AWAY	0- 0	0- 1	0- 1				
0- 0	0- 0	0- 0	NEUTRAL	0- 0	0- 0	0- 0				
0- 0	0- 0	0- 0	CONFERENCE	0- 0	0- 0	0- 0				
0- 0	0- 0	0- 0	HOME	0- 0	0- 0	0- 0				
0- 0	0- 0	0- 0	AWAY	0- 0	0- 0	0- 0				
0- 0	0- 0	0- 0	NEUTRAL	0- 0	0- 0	0- 0				

RPI 1-25				RPI 26-50				RPI 51-100				RPI 101+				Team's RPI: 346	
RPI	S	Opponent	Score	RPI	S	Opponent	Score	RPI	S	Opponent	Score	RPI	S	Opponent	Score		
								65	H	Texas Southern	44	71	136	A	Texas	69	85
													221	A	A&M-Corpus Christi	50	61
													221	H	A&M-Corpus Christi	54	59
													344	H	UTSA	75	64
LAST 10 Division I																	
				221	H	A&M-Corpus Christi	54	59									
				344	H	UTSA	75	64									
				221	A	A&M-Corpus Christi	50	61									
				136	A	Texas	69	85									
				65	H	Texas Southern	44	71									

Non-Div I Games: Tex. A&M Int'l 72 56 Tex. A&M-Kingsville 66 45 Texas Lutheran 98 46 Minot St. 75 56

UTRGV

Loss, Non-Conf, S Site, H Home A Away N Neutral

Average RPI Win:	345	WON-LOST	WINNING	LAST 10	STRENGTH OF	OPP. STRENGTH	TEAM	ADJ.	CONF.	ADJ CONF.
Average RPI Loss:	194	RECORD	PCT. RANK	GAMES	SCHEDULE	OF SCHEDULE	RPI	RPI	RPI	RPI
DIV. I ONLY	1- 6	308	1-6	330	305	344	344	13	13	
DIV. I NON-CONF.	1- 6	307	1-6	330	306	344	344	13	13	
TOTALS	RPI 1-25	RPI 26-50	W-L RECORDS	RPI 51-100	RPI 101-150	RPI 150+				
1- 6	0- 0	0- 0	OVERALL	0- 0	0- 1	1- 5				
1- 1	0- 0	0- 0	HOME	0- 0	0- 0	1- 1				
0- 4	0- 0	0- 0	AWAY	0- 0	0- 1	0- 3				
0- 1	0- 0	0- 0	NEUTRAL	0- 0	0- 0	0- 1				
1- 6	0- 0	0- 0	NON-CONFERENCE	0- 0	0- 1	1- 5				
1- 1	0- 0	0- 0	HOME	0- 0	0- 0	1- 1				
0- 4	0- 0	0- 0	AWAY	0- 0	0- 1	0- 3				
0- 1	0- 0	0- 0	NEUTRAL	0- 0	0- 0	0- 1				
0- 0	0- 0	0- 0	CONFERENCE	0- 0	0- 0	0- 0				
0- 0	0- 0	0- 0	HOME	0- 0	0- 0	0- 0				
0- 0	0- 0	0- 0	AWAY	0- 0	0- 0	0- 0				
0- 0	0- 0	0- 0	NEUTRAL	0- 0	0- 0	0- 0				

RPI 1-25			RPI 26-50			RPI 51-100			RPI 101+			Team's RPI: 344
RPI	S	Opponent	Score	RPI	S	Opponent	Score	RPI	S	Opponent	Score	
136	A	Texas	53	84	171	H	Sam Houston St.	77	81			
160	A	Hawaii	50	62	175	A	Texas St.	69	74			
171	H	Sam Houston St.	77	81	178	N	Utah	45	91			
175	A	Texas St.	69	74	345	H	Incarnate Word	63	56			
178	N	Utah	45	91	346	A	UTRGV	64	75			
345	H	Incarnate Word	63	56								
346	A	UTRGV	64	75								
LAST 10 Division I												
136	A	Texas	53	84	171	H	Sam Houston St.	77	81			
345	H	Incarnate Word	63	56	175	A	Texas St.	69	74			
					346	A	UTRGV	64	75			
					178	N	Utah	45	91			
					160	A	Hawaii	50	62			

Non-Div I Games: Southwest (NM) 79 62 Concordia (TX) 73 44

UTSA

Loss, Non-Conf, S Site, H Home A Away N Neutral

Average RPI Win:	223	WON-LOST	WINNING	LAST 10	STRENGTH OF	OPP. STRENGTH	TEAM	ADJ.	CONF.	ADJ CONF.
Average RPI Loss:	139	RECORD	PCT. RANK	GAMES	SCHEDULE	OF SCHEDULE	RPI	RPI	RPI	RPI
DIV. I ONLY	6- 3	87	6-3	311	84	178	178	2	2	
DIV. I NON-CONF.	6- 3	85	6-3	311	83	176	176	2	2	
TOTALS	RPI 1-25	RPI 26-50	W-L RECORDS	RPI 51-100	RPI 101-150	RPI 150+				
6- 3	0- 1	0- 0	OVERALL	1- 0	0- 1	5- 1				
3- 1	0- 1	0- 0	HOME	0- 0	0- 0	3- 0				
1- 2	0- 0	0- 0	AWAY	0- 0	0- 1	1- 1				
2- 0	0- 0	0- 0	NEUTRAL	1- 0	0- 0	1- 0				
6- 3	0- 1	0- 0	NON-CONFERENCE	1- 0	0- 1	5- 1				
3- 1	0- 1	0- 0	HOME	0- 0	0- 0	3- 0				
1- 2	0- 0	0- 0	AWAY	0- 0	0- 1	1- 1				
2- 0	0- 0	0- 0	NEUTRAL	1- 0	0- 0	1- 0				
0- 0	0- 0	0- 0	CONFERENCE	0- 0	0- 0	0- 0				
0- 0	0- 0	0- 0	HOME	0- 0	0- 0	0- 0				
0- 0	0- 0	0- 0	AWAY	0- 0	0- 0	0- 0				
0- 0	0- 0	0- 0	NEUTRAL	0- 0	0- 0	0- 0				

RPI 1-25				RPI 26-50				RPI 51-100				RPI 101+				Team's RPI: 178
RPI	S	Opponent	Score	RPI	S	Opponent	Score	RPI	S	Opponent	Score	RPI	S	Opponent	Score	
15	H	South Dakota	81 84					65	N	Texas Southern	61 52	139	A	Cincinnati	62 68	
												185	A	BYU	77 73	
												208	H	Oral Roberts	78 58	
												214	H	Eastern Wash.	87 49	
												262	A	Xavier	63 70	
												324	H	Nevada	68 62	
												344	N	UTSA	91 45	
LAST 10 Division I																
324	H	Nevada	68 62	344	N	UTSA	91 45									
208	H	Oral Roberts	78 58	65	N	Texas Southern	61 52									
185	A	BYU	77 73	214	H	Eastern Wash.	87 49									
139	A	Cincinnati	62 68	15	H	South Dakota	81 84									
				262	A	Xavier	63 70									

Non-Div I Games:

Utah

Average RPI Win:	305	WON-LOST	WINNING	LAST 10	STRENGTH OF	OPP. STRENGTH	TEAM	ADJ.	CONF.	ADJ CONF.
Average RPI Loss:	133	RECORD	PCT. RANK	GAMES	SCHEDULE	OF SCHEDULE	RPI	RPI	RPI	RPI
DIV. I ONLY	2- 7	290	2-7	81	285	227	227	19	19	
DIV. I NON-CONF.	2- 5	253	2-5	106	247	200	200	21	21	
TOTALS	RPI 1-25	RPI 26-50	W-L RECORDS	RPI 51-100	RPI 101-150	RPI 150+				
2- 7	0- 2	0- 0	OVERALL	0- 0	0- 0	2- 5				
1- 2	0- 0	0- 0	HOME	0- 0	0- 0	1- 2				
1- 5	0- 2	0- 0	AWAY	0- 0	0- 0	1- 3				
0- 0	0- 0	0- 0	NEUTRAL	0- 0	0- 0	0- 0				
2- 5	0- 2	0- 0	NON-CONFERENCE	0- 0	0- 0	2- 3				
1- 1	0- 0	0- 0	HOME	0- 0	0- 0	1- 1				
1- 4	0- 2	0- 0	AWAY	0- 0	0- 0	1- 2				
0- 0	0- 0	0- 0	NEUTRAL	0- 0	0- 0	0- 0				
0- 2	0- 0	0- 0	CONFERENCE	0- 0	0- 0	0- 2				
0- 1	0- 0	0- 0	HOME	0- 0	0- 0	0- 1				
0- 1	0- 0	0- 0	AWAY	0- 0	0- 0	0- 1				
0- 0	0- 0	0- 0	NEUTRAL	0- 0	0- 0	0- 0				

RPI 1-25				RPI 26-50				RPI 51-100				RPI 101+				Team's RPI: 227
RPI	S	Opponent	Score	RPI	S	Opponent	Score	RPI	S	Opponent	Score	RPI	S	Opponent	Score	
3	A	Oregon St.	46 75									165	A	Fresno St.	64 76	
20	A	Oregon	52 109									167	H	San Jose St.	61 76	
												168	H	Portland	64 70	
												185	A	BYU	50 67	
												223	A	Cal St. Fullerton	62 83	
												267	A	Long Beach St.	56 48	
												343	H	Seattle U	70 63	
LAST 10 Division I																
3	A	Oregon St.	46 75	223	A	Cal St. Fullerton	62 83									
165	A	Fresno St.	64 76	267	A	Long Beach St.	56 48									
167	H	San Jose St.	61 76	20	A	Oregon	52 109									
185	A	BYU	50 67	343	H	Seattle U	70 63									
				168	H	Portland	64 70									

Non-Div I Games: Dixie St. 61 49

Utah St.

Utah Valley

Through Games Of Dec. 14, 2019

Average RPI Win:	0	WON-LOST	WINNING	LAST 10	STRENGTH OF	OPP. STRENGTH	TEAM	ADJ.	CONF.	ADJ CONF.
Average RPI Loss:	208	RECORD	PCT. RANK	GAMES	SCHEDULE	OF SCHEDULE	RPI	RPI	RPI	RPI
DIV. I ONLY	0- 8	336	0-8	296	281	341	341	32	32	
DIV. I NON-CONF.	0- 8	336	0-8	296	281	341	341	32	32	
TOTALS	RPI 1-25	RPI 26-50	W-L RECORDS	RPI 51-100	RPI 101-150	RPI 150+				
0- 8	0- 0	0- 0	OVERALL	0- 1	0- 1	0- 6				
0- 4	0- 0	0- 0	HOME	0- 0	0- 1	0- 3				
0- 4	0- 0	0- 0	AWAY	0- 1	0- 0	0- 3				
0- 0	0- 0	0- 0	NEUTRAL	0- 0	0- 0	0- 0				
0- 8	0- 0	0- 0	NON-CONFERENCE	0- 1	0- 1	0- 6				
0- 4	0- 0	0- 0	HOME	0- 0	0- 1	0- 3				
0- 4	0- 0	0- 0	AWAY	0- 1	0- 0	0- 3				
0- 0	0- 0	0- 0	NEUTRAL	0- 0	0- 0	0- 0				
0- 0	0- 0	0- 0	CONFERENCE	0- 0	0- 0	0- 0				
0- 0	0- 0	0- 0	HOME	0- 0	0- 0	0- 0				
0- 0	0- 0	0- 0	AWAY	0- 0	0- 0	0- 0				
0- 0	0- 0	0- 0	NEUTRAL	0- 0	0- 0	0- 0				

RPI 1-25			RPI 26-50			RPI 51-100			RPI 101+			Team's RPI: 341
RPI	S	Opponent	Score	RPI	S	Opponent	Score	RPI	S	Opponent	Score	
						70 A Boise St.	69 77			145 H Southern Utah	58 71	
										174 H Idaho St.	61 88	
										185 A BYU	57 71	
										229 H Montana	52 63	
										265 A UC Riverside	53 67	
										271 A UC Santa Barbara	51 59	
										324 H Nevada	57 60	
LAST 10 Division I												
						185 A BYU	57 71			324 H Nevada	57 60	
						229 H Montana	52 63			145 H Southern Utah	58 71	
						174 H Idaho St.	61 88			271 A UC Santa Barbara	51 59	
						70 A Boise St.	69 77					
						265 A UC Riverside	53 67					

Non-Div I Games: Antelope Valley 77 61

Utah Valley

■ Loss,
 ■ Non-Conf,
 ■ S Site,
 ■ H Home
 ■ A Away
 N Neutral

V
C
U

V
C
U

VCU

Page 325

Valparaiso

Through Games Of Dec. 14, 2019

Average RPI Win: 243		WON-LOST	WINNING	LAST 10	STRENGTH OF	OPP. STRENGTH	TEAM	ADJ.	CONF.	ADJ CONF.
Average RPI Loss: 46		RECORD	PCT. RANK	GAMES	SCHEDULE	OF SCHEDULE	RPI	RPI	RPI	RPI
DIV. I ONLY		4- 3	139	4-3	200	46	97	97	5	5
DIV. I NON-CONF.		4- 3	138	4-3	200	46	98	98	5	5
TOTALS		RPI 1-25	RPI 26-50	W-L RECORDS	RPI 51-100	RPI 101-150	RPI 150+			
4- 3	0- 2		0- 0	OVERALL	0- 0	1- 1	3- 0			
1- 0	0- 0		0- 0	HOME	0- 0	1- 0	0- 0			
3- 2	0- 1		0- 0	AWAY	0- 0	0- 1	3- 0			
0- 1	0- 1		0- 0	NEUTRAL	0- 0	0- 0	0- 0			
4- 3	0- 2		0- 0	NON-CONFERENCE	0- 0	1- 1	3- 0			
1- 0	0- 0		0- 0	HOME	0- 0	1- 0	0- 0			
3- 2	0- 1		0- 0	AWAY	0- 0	0- 1	3- 0			
0- 1	0- 1		0- 0	NEUTRAL	0- 0	0- 0	0- 0			
0- 0	0- 0		0- 0	CONFERENCE	0- 0	0- 0	0- 0			
0- 0	0- 0		0- 0	HOME	0- 0	0- 0	0- 0			
0- 0	0- 0		0- 0	AWAY	0- 0	0- 0	0- 0			
0- 0	0- 0		0- 0	NEUTRAL	0- 0	0- 0	0- 0			

RPI 1-25				RPI 26-50				RPI 51-100				Team's RPI: 97		RPI 101+			
RPI	S	Opponent	Score	RPI	S	Opponent	Score	RPI	S	Opponent	Score			RPI	S	Opponent	Score
8	A	Northwestern	48 69											109	H	Bowling Green	95 90
11	N	Ohio St.	38 89											120	A	North Dakota	63 65
														259	A	Toledo	61 54
														272	A	North Dakota St.	66 54
														331	A	Detroit Mercy	77 58
LAST 10 Division I																	
8	A	Northwestern	48 69	331	A	Detroit Mercy	77 58										
120	A	North Dakota	63 65	259	A	Toledo	61 54										
272	A	North Dakota St.	66 54	109	H	Bowling Green	95 90										
11	N	Ohio St.	38 89														

Non-Div I Games:

Valparaiso

■ Loss,
 ■ Non-Conf,
 ■ S Site,
 ■ H Home
 ■ A Away
 N Neutral

Vanderbilt

Through Games Of Dec. 14, 2019

Average RPI Win:	224	WON-LOST	WINNING	LAST 10	STRENGTH OF	OPP. STRENGTH	TEAM	ADJ.	CONF.	ADJ CONF.
Average RPI Loss:	39	RECORD	PCT. RANK	GAMES	SCHEDULE	OF SCHEDULE	RPI	RPI	RPI	RPI
DIV. I ONLY	6- 3	87	6-3	84	226	103	103	6	6	
DIV. I NON-CONF.	6- 3	85	6-3	83	225	103	103	6	6	
TOTALS	RPI 1-25	RPI 26-50	W-L RECORDS	RPI 51-100	RPI 101-150	RPI 150+				
6- 3	0- 1	1- 1	OVERALL	0- 1	1- 0	4- 0				
5- 1	0- 1	1- 0	HOME	0- 0	1- 0	3- 0				
1- 0	0- 0	0- 0	AWAY	0- 0	0- 0	1- 0				
0- 2	0- 0	0- 1	NEUTRAL	0- 1	0- 0	0- 0				
6- 3	0- 1	1- 1	NON-CONFERENCE	0- 1	1- 0	4- 0				
5- 1	0- 1	1- 0	HOME	0- 0	1- 0	3- 0				
1- 0	0- 0	0- 0	AWAY	0- 0	0- 0	1- 0				
0- 2	0- 0	0- 1	NEUTRAL	0- 1	0- 0	0- 0				
0- 0	0- 0	0- 0	CONFERENCE	0- 0	0- 0	0- 0				
0- 0	0- 0	0- 0	HOME	0- 0	0- 0	0- 0				
0- 0	0- 0	0- 0	AWAY	0- 0	0- 0	0- 0				
0- 0	0- 0	0- 0	NEUTRAL	0- 0	0- 0	0- 0				

RPI 1-25				RPI 26-50				RPI 51-100				RPI 101+ Team's RPI: 103			
RPI	S	Opponent	Score	RPI	S	Opponent	Score	RPI	S	Opponent	Score	RPI	S	Opponent	Score
1	H	UConn	51 64	33	H	Saint Louis	62 50	77	N	Seton Hall	65 69	116	H	Furman	74 46
				38	N	Rutgers	56 62					253	H	Radford	80 46
												275	H	Tennessee Tech	75 61
												329	A	Tennessee St.	106 55
												340	H	Jacksonville St.	88 66
LAST 10 Division I															
275	H	Tennessee Tech	75 61	77	N	Seton Hall	65 69								
1	H	UConn	51 64	38	N	Rutgers	56 62								
253	H	Radford	80 46	329	A	Tennessee St.	106 55								
340	H	Jacksonville St.	88 66	116	H	Furman	74 46								
				33	H	Saint Louis	62 50								

Non-Div I Games:

Vanderbilt

Loss, Non-Conf, S Site, H Home A Away N Neutral

Average RPI Win:	276	WON-LOST	WINNING	LAST 10	STRENGTH OF	OPP. STRENGTH	TEAM	ADJ.	CONF.	ADJ CONF.
Average RPI Loss:	109	RECORD	PCT. RANK	GAMES	SCHEDULE	OF SCHEDULE	RPI	RPI	RPI	RPI
DIV. I ONLY	4- 6	211	4-6	162	244	241	241	27	27	
DIV. I NON-CONF.	4- 6	212	4-6	163	244	242	242	27	27	
TOTALS	RPI 1-25	RPI 26-50	W-L RECORDS	RPI 51-100	RPI 101-150	RPI 150+				
4- 6	0- 0	0- 1	OVERALL	0- 2	0- 1	4- 2				
4- 2	0- 0	0- 0	HOME	0- 0	0- 0	4- 2				
0- 4	0- 0	0- 1	AWAY	0- 2	0- 1	0- 0				
0- 0	0- 0	0- 0	NEUTRAL	0- 0	0- 0	0- 0				
4- 6	0- 0	0- 1	NON-CONFERENCE	0- 2	0- 1	4- 2				
4- 2	0- 0	0- 0	HOME	0- 0	0- 0	4- 2				
0- 4	0- 0	0- 1	AWAY	0- 2	0- 1	0- 0				
0- 0	0- 0	0- 0	NEUTRAL	0- 0	0- 0	0- 0				
0- 0	0- 0	0- 0	CONFERENCE	0- 0	0- 0	0- 0				
0- 0	0- 0	0- 0	HOME	0- 0	0- 0	0- 0				
0- 0	0- 0	0- 0	AWAY	0- 0	0- 0	0- 0				
0- 0	0- 0	0- 0	NEUTRAL	0- 0	0- 0	0- 0				

RPI 1-25				RPI 26-50				RPI 51-100				RPI 101+				Team's RPI: 241	
RPI	S	Opponent	Score	RPI	S	Opponent	Score	RPI	S	Opponent	Score	RPI	S	Opponent	Score		
				40	A	Minnesota	58 90	62	A	Loyola Chicago	76 78	137	A	Rhode Island	74 77		
								72	A	Dartmouth	55 72	161	H	Massachusetts	49 83		
												170	H	Navy	64 56		
												180	H	Saint Francis (PA)	69 73		
												301	H	NJIT	65 59		
												307	H	Bryant	71 66		
												327	H	Canisius	76 53		
LAST 10 Division I																	
				301	H	NJIT	65 59	180	H	Saint Francis (PA)	69 73						
				327	H	Canisius	76 53	161	H	Massachusetts	49 83						
				40	A	Minnesota	58 90	137	A	Rhode Island	74 77						
				62	A	Loyola Chicago	76 78	170	H	Navy	64 56						
				72	A	Dartmouth	55 72	307	H	Bryant	71 66						

Non-Div I Games: Norwich 86 40

Vermont

Villanova

Through Games Of Dec. 14, 2019

Average RPI Win:	156	WON-LOST	WINNING	LAST 10	STRENGTH OF	OPP. STRENGTH	TEAM	ADJ.	CONF.	ADJ CONF.
Average RPI Loss:	112	RECORD	PCT. RANK	GAMES	SCHEDULE	OF SCHEDULE	RPI	RPI	RPI	RPI
DIV. I ONLY	4- 5	189	4-5	142	40	149	149	7	7	
DIV. I NON-CONF.	4- 5	190	4-5	143	40	148	148	7	7	
TOTALS	RPI 1-25	RPI 26-50	W-L RECORDS	RPI 51-100	RPI 101-150	RPI 150+				
4- 5	0- 0	1- 0	OVERALL	0- 4	0- 0	3- 1				
2- 2	0- 0	0- 0	HOME	0- 2	0- 0	2- 0				
2- 3	0- 0	1- 0	AWAY	0- 2	0- 0	1- 1				
0- 0	0- 0	0- 0	NEUTRAL	0- 0	0- 0	0- 0				
4- 5	0- 0	1- 0	NON-CONFERENCE	0- 4	0- 0	3- 1				
2- 2	0- 0	0- 0	HOME	0- 2	0- 0	2- 0				
2- 3	0- 0	1- 0	AWAY	0- 2	0- 0	1- 1				
0- 0	0- 0	0- 0	NEUTRAL	0- 0	0- 0	0- 0				
0- 0	0- 0	0- 0	CONFERENCE	0- 0	0- 0	0- 0				
0- 0	0- 0	0- 0	HOME	0- 0	0- 0	0- 0				
0- 0	0- 0	0- 0	AWAY	0- 0	0- 0	0- 0				
0- 0	0- 0	0- 0	NEUTRAL	0- 0	0- 0	0- 0				

RPI S	Opponent	Score	RPI S	Opponent	Score	RPI S	Opponent	Score	RPI S	Opponent	Score	Team's RPI: 149
			50 A	Georgia	63 58	67 A	Temple	69 74	152 A	Fordham	73 66	
						69 A	Drexel	52 54	191 H	Saint Joseph's	60 44	
						71 H	James Madison	52 56	232 H	Manhattan	63 51	
						87 H	George Washington	56 68	268 A	American	54 76	
LAST 10 Division I												
			67 A	Temple	69 74	69 A	Drexel	52 54				
			191 H	Saint Joseph's	60 44	50 A	Georgia	63 58				
			71 H	James Madison	52 56	232 H	Manhattan	63 51				
			87 H	George Washington	56 68	152 A	Fordham	73 66				
						268 A	American	54 76				

Non-Div I Games:

Villanova

Loss, Non-Conf, S Site, H Home A Away N Neutral

Average RPI Win:	120	WON-LOST	WINNING	LAST 10	STRENGTH OF	OPP. STRENGTH	TEAM	ADJ.	CONF.	ADJ CONF.
Average RPI Loss:	43	RECORD	PCT. RANK	GAMES	SCHEDULE	OF SCHEDULE	RPI	RPI	RPI	RPI
DIV. I ONLY	4- 5	189	4-5	1	213	22	22	3	3	
DIV. I NON-CONF.	4- 5	190	4-5	1	212	22	22	3	3	
TOTALS	RPI 1-25	RPI 26-50	W-L RECORDS	RPI 51-100	RPI 101-150	RPI 150+				
4- 5	0- 1	1- 3	OVERALL	1- 1	1- 0	1- 0				
3- 2	0- 0	1- 2	HOME	1- 0	1- 0	0- 0				
1- 3	0- 1	0- 1	AWAY	0- 1	0- 0	1- 0				
0- 0	0- 0	0- 0	NEUTRAL	0- 0	0- 0	0- 0				
4- 5	0- 1	1- 3	NON-CONFERENCE	1- 1	1- 0	1- 0				
3- 2	0- 0	1- 2	HOME	1- 0	1- 0	0- 0				
1- 3	0- 1	0- 1	AWAY	0- 1	0- 0	1- 0				
0- 0	0- 0	0- 0	NEUTRAL	0- 0	0- 0	0- 0				
0- 0	0- 0	0- 0	CONFERENCE	0- 0	0- 0	0- 0				
0- 0	0- 0	0- 0	HOME	0- 0	0- 0	0- 0				
0- 0	0- 0	0- 0	AWAY	0- 0	0- 0	0- 0				
0- 0	0- 0	0- 0	NEUTRAL	0- 0	0- 0	0- 0				

RPI 1-25				RPI 26-50				RPI 51-100				RPI 101+			
RPI	S	Opponent	Score	RPI	S	Opponent	Score	RPI	S	Opponent	Score	RPI	S	Opponent	Score
1	A	UConn	44 83	38	A	Rutgers	63 73	71	H	James Madison	55 49	130	H	Bucknell	84 60
				45	H	Kentucky	47 50	80	A	Southern California	49 59	231	A	CSUN	72 47
				47	H	Old Dominion	56 53								
				49	H	UCLA	62 73								
LAST 10 Division I															
				38	A	Rutgers	63 73	47	H	Old Dominion	56 53				
				49	H	UCLA	62 73	1	A	UConn	44 83				
				71	H	James Madison	55 49	45	H	Kentucky	47 50				
				130	H	Bucknell	84 60	231	A	CSUN	72 47				
								80	A	Southern California	49 59				

Non-Div I Games:

Virginia

■ Loss,
 ■ Non-Conf,
 ■ S Site,
 ■ H Home
 ■ A Away
 N Neutral

Average RPI Win:	150	WON-LOST	WINNING	LAST 10	STRENGTH OF	OPP. STRENGTH	TEAM	ADJ.	CONF.	ADJ CONF.
Average RPI Loss:	50	RECORD	PCT. RANK	GAMES	SCHEDULE	OF SCHEDULE	RPI	RPI	RPI	RPI
DIV. I ONLY	8- 1	26	8-1	140	41	35	35	3	3	
DIV. I NON-CONF.	8- 1	26	8-1	141	41	35	35	3	3	
TOTALS	RPI 1-25	RPI 26-50	W-L RECORDS	RPI 51-100	RPI 101-150	RPI 150+				
8- 1	1- 0	0- 1	OVERALL	0- 0	2- 0	5- 0				
6- 0	1- 0	0- 0	HOME	0- 0	1- 0	4- 0				
1- 0	0- 0	0- 0	AWAY	0- 0	0- 0	1- 0				
1- 1	0- 0	0- 1	NEUTRAL	0- 0	1- 0	0- 0				
8- 1	1- 0	0- 1	NON-CONFERENCE	0- 0	2- 0	5- 0				
6- 0	1- 0	0- 0	HOME	0- 0	1- 0	4- 0				
1- 0	0- 0	0- 0	AWAY	0- 0	0- 0	1- 0				
1- 1	0- 0	0- 1	NEUTRAL	0- 0	1- 0	0- 0				
0- 0	0- 0	0- 0	CONFERENCE	0- 0	0- 0	0- 0				
0- 0	0- 0	0- 0	HOME	0- 0	0- 0	0- 0				
0- 0	0- 0	0- 0	AWAY	0- 0	0- 0	0- 0				
0- 0	0- 0	0- 0	NEUTRAL	0- 0	0- 0	0- 0				

RPI 1-25				RPI 26-50				Team's RPI: 35				RPI 51-100				RPI 101+			
RPI	S	Opponent	Score	RPI	S	Opponent	Score	RPI	S	Opponent	Score	RPI	S	Opponent	Score	RPI	S	Opponent	Score
24	H	Purdue	67 54	50	N	Georgia	72 77									107	H	Davidson	88 68
																115	N	Belmont	60 58
																172	A	George Mason	77 58
																176	H	Liberty	73 69
																177	H	Gardner-Webb	87 65
																180	H	Saint Francis (PA)	105 41
																250	H	UMES	86 43
LAST 10 Division I																			
177	H	Gardner-Webb	87 65	107	H	Davidson	88 68												
24	H	Purdue	67 54	250	H	UMES	86 43												
50	N	Georgia	72 77	176	H	Liberty	73 69												
115	N	Belmont	60 58	172	A	George Mason	77 58												
				180	H	Saint Francis (PA)	105 41												

Non-Div I Games:

Virginia Tech

Average RPI Win:	315	WON-LOST	WINNING	LAST 10	STRENGTH OF	OPP. STRENGTH	TEAM	ADJ.	CONF.	ADJ CONF.
Average RPI Loss:	93	RECORD	PCT. RANK	GAMES	SCHEDULE	OF SCHEDULE	RPI	RPI	RPI	RPI
DIV. I ONLY	3- 3	163	3-3	193	297	196	196	29	29	
DIV. I NON-CONF.	3- 3	163	3-3	192	296	194	194	29	29	
TOTALS	RPI 1-25	RPI 26-50	W-L RECORDS	RPI 51-100	RPI 101-150	RPI 150+				
3- 3	0- 0	0- 1	OVERALL	0- 1	0- 0	3- 1				
3- 0	0- 0	0- 0	HOME	0- 0	0- 0	3- 0				
0- 3	0- 0	0- 1	AWAY	0- 1	0- 0	0- 1				
0- 0	0- 0	0- 0	NEUTRAL	0- 0	0- 0	0- 0				
3- 3	0- 0	0- 1	NON-CONFERENCE	0- 1	0- 0	3- 1				
3- 0	0- 0	0- 0	HOME	0- 0	0- 0	3- 0				
0- 3	0- 0	0- 1	AWAY	0- 1	0- 0	0- 1				
0- 0	0- 0	0- 0	NEUTRAL	0- 0	0- 0	0- 0				
0- 0	0- 0	0- 0	CONFERENCE	0- 0	0- 0	0- 0				
0- 0	0- 0	0- 0	HOME	0- 0	0- 0	0- 0				
0- 0	0- 0	0- 0	AWAY	0- 0	0- 0	0- 0				
0- 0	0- 0	0- 0	NEUTRAL	0- 0	0- 0	0- 0				

RPI	S	Opponent	Score	RPI	S	Opponent	Score	RPI	S	Opponent	Score	RPI	S	Opponent	Score	Team's RPI: 196
39	A	Maryland	56	119	78	A	Butler	58	74	162	A	Youngstown St.	42	64		
										301	H	NJIT	61	59		
										313	H	Saint Peter's	90	89		
										330	H	UMBC	67	60		
LAST 10 Division I																
162	A	Youngstown St.	42	64	39	A	Maryland	56	119							
301	H	NJIT	61	59												
330	H	UMBC	67	60												
313	H	Saint Peter's	90	89												
78	A	Butler	58	74												

Non-Div I Games: Staten Island 81 57

Wagner

■ Loss,
 ■ Non-Conf, S Site,
 ■ Home
 ■ Away
 N Neutral

Wake Forest

Through Games Of Dec. 14, 2019

Average RPI Win:	272	WON-LOST	WINNING	LAST 10	STRENGTH OF	OPP. STRENGTH	TEAM	ADJ.	CONF.	ADJ CONF.
Average RPI Loss:	126	RECORD	PCT. RANK	GAMES	SCHEDULE	OF SCHEDULE	RPI	RPI	RPI	RPI
DIV. I ONLY	4- 4	163	4-4	191	251	207	207	3	3	
DIV. I NON-CONF.	4- 4	163	4-4	190	253	207	207	3	3	
TOTALS	RPI 1-25	RPI 26-50	W-L RECORDS	RPI 51-100	RPI 101-150	RPI 150+				
4- 4	0- 0	0- 1	OVERALL	0- 1	0- 1	4- 1				
3- 2	0- 0	0- 1	HOME	0- 0	0- 1	3- 0				
1- 2	0- 0	0- 0	AWAY	0- 1	0- 0	1- 1				
0- 0	0- 0	0- 0	NEUTRAL	0- 0	0- 0	0- 0				
4- 4	0- 0	0- 1	NON-CONFERENCE	0- 1	0- 1	4- 1				
3- 2	0- 0	0- 1	HOME	0- 0	0- 1	3- 0				
1- 2	0- 0	0- 0	AWAY	0- 1	0- 0	1- 1				
0- 0	0- 0	0- 0	NEUTRAL	0- 0	0- 0	0- 0				
0- 0	0- 0	0- 0	CONFERENCE	0- 0	0- 0	0- 0				
0- 0	0- 0	0- 0	HOME	0- 0	0- 0	0- 0				
0- 0	0- 0	0- 0	AWAY	0- 0	0- 0	0- 0				
0- 0	0- 0	0- 0	NEUTRAL	0- 0	0- 0	0- 0				

RPI 1-25				RPI 26-50				RPI 51-100				RPI 101+				Team's RPI: 207	
RPI	S	Opponent	Score	RPI	S	Opponent	Score	RPI	S	Opponent	Score	RPI	S	Opponent	Score		
				37	H	Charlotte	65 77	88	A	St. John's (NY)	74 82	113	H	UNC Greensboro	65 67		
												226	A	Elon	69 57		
												264	A	ETSU	60 67		
												277	H	UNCW	65 55		
												282	H	East Carolina	76 53		
												304	H	Col. of Charleston	106 50		
LAST 10 Division I																	
				37	H	Charlotte	65 77	264	A	ETSU	60 67						
				113	H	UNC Greensboro	65 67	282	H	East Carolina	76 53						
				304	H	Col. of Charleston	106 50	226	A	Elon	69 57						
				277	H	UNCW	65 55	88	A	St. John's (NY)	74 82						

Non-Div I Games:

Wake Forest

■ Loss,
 ■ Non-Conf,
 S Site,
 ■ Home
 ■ Away
 N Neutral

Washington

Through Games Of Dec. 14, 2019

Average RPI Win:	187	WON-LOST	WINNING	LAST 10	STRENGTH OF	OPP. STRENGTH	TEAM	ADJ.	CONF.	ADJ CONF.
Average RPI Loss:	175	RECORD	PCT. RANK	GAMES	SCHEDULE	OF SCHEDULE	RPI	RPI	RPI	RPI
DIV. I ONLY	6- 2	61	6-2	233	126	151	151	2	2	
DIV. I NON-CONF.	6- 2	61	6-2	233	126	150	150	2	2	
TOTALS	RPI 1-25	RPI 26-50	W-L RECORDS	RPI 51-100	RPI 101-150	RPI 150+				
6- 2	1- 0	0- 0	OVERALL	1- 0	0- 0	4- 2				
3- 2	0- 0	0- 0	HOME	1- 0	0- 0	2- 2				
0- 0	0- 0	0- 0	AWAY	0- 0	0- 0	0- 0				
3- 0	1- 0	0- 0	NEUTRAL	0- 0	0- 0	2- 0				
6- 2	1- 0	0- 0	NON-CONFERENCE	1- 0	0- 0	4- 2				
3- 2	0- 0	0- 0	HOME	1- 0	0- 0	2- 2				
0- 0	0- 0	0- 0	AWAY	0- 0	0- 0	0- 0				
3- 0	1- 0	0- 0	NEUTRAL	0- 0	0- 0	2- 0				
0- 0	0- 0	0- 0	CONFERENCE	0- 0	0- 0	0- 0				
0- 0	0- 0	0- 0	HOME	0- 0	0- 0	0- 0				
0- 0	0- 0	0- 0	AWAY	0- 0	0- 0	0- 0				
0- 0	0- 0	0- 0	NEUTRAL	0- 0	0- 0	0- 0				

RPI 1-25			RPI 26-50			RPI 51-100			RPI 101+			Team's RPI: 151
RPI	S	Opponent	Score	RPI	S	Opponent	Score	RPI	S	Opponent	Score	
25	N	Iowa	70 63					61	H	CSU Bakersfield	80 49	
								160	H	Hawaii	50 62	
								190	H	Tulane	62 64	
								212	H	Weber St.	94 41	
								235	N	Iona	65 34	
								243	N	Howard	75 58	
								343	H	Seattle U	78 46	
LAST 10 Division I												
160	H	Hawaii	50 62	25	N	Iowa	70 63					
190	H	Tulane	62 64	243	N	Howard	75 58					
61	H	CSU Bakersfield	80 49	235	N	Iona	65 34					
				343	H	Seattle U	78 46					
				212	H	Weber St.	94 41					

Non-Div I Games:

Washington

■ Loss,
 ■ Non-Conf, S Site,
 ■ Home
 ■ Away
 N Neutral

Average RPI Win:	217	WON-LOST	WINNING	LAST 10	STRENGTH OF	OPP. STRENGTH	TEAM	ADJ.	CONF.	ADJ CONF.
Average RPI Loss:	16	RECORD	PCT. RANK	GAMES	SCHEDULE	OF SCHEDULE	RPI	RPI	RPI	RPI
DIV. I ONLY	5- 4	149	5-4	31	92	81	81	2	2	
DIV. I NON-CONF.	5- 4	149	5-4	30	93	81	81	2	2	
TOTALS	RPI 1-25	RPI 26-50	W-L RECORDS	RPI 51-100	RPI 101-150	RPI 150+				
5- 4	0- 3	0- 1	OVERALL	1- 0	0- 0	4- 0				
4- 1	0- 1	0- 0	HOME	0- 0	0- 0	4- 0				
1- 0	0- 0	0- 0	AWAY	1- 0	0- 0	0- 0				
0- 3	0- 2	0- 1	NEUTRAL	0- 0	0- 0	0- 0				
5- 4	0- 3	0- 1	NON-CONFERENCE	1- 0	0- 0	4- 0				
4- 1	0- 1	0- 0	HOME	0- 0	0- 0	4- 0				
1- 0	0- 0	0- 0	AWAY	1- 0	0- 0	0- 0				
0- 3	0- 2	0- 1	NEUTRAL	0- 0	0- 0	0- 0				
0- 0	0- 0	0- 0	CONFERENCE	0- 0	0- 0	0- 0				
0- 0	0- 0	0- 0	HOME	0- 0	0- 0	0- 0				
0- 0	0- 0	0- 0	AWAY	0- 0	0- 0	0- 0				
0- 0	0- 0	0- 0	NEUTRAL	0- 0	0- 0	0- 0				

RPI 1-25				RPI 26-50				RPI 51-100				RPI 101+			
RPI	S	Opponent	Score	RPI	S	Opponent	Score	RPI	S	Opponent	Score	RPI	S	Opponent	Score
7	H	Gonzaga	53 76	29	N	Baylor	66 89	70	A	Boise St.	80 68	185	H	BYU	67 50
13	N	Indiana	44 78									231	H	CSUN	71 61
16	N	South Carolina	53 68									296	H	Pepperdine	85 48
												305	H	Ark.-Pine Bluff	85 56
LAST 10 Division I															
7	H	Gonzaga	53 76	16	N	South Carolina	53 68	29	N	Baylor	66 89	231	H	CSUN	71 61
305	H	Ark.-Pine Bluff	85 56	29	N	Baylor	66 89	70	A	Boise St.	80 68	185	H	BYU	67 50
13	N	Indiana	44 78	231	H	CSUN	71 61								
296	H	Pepperdine	85 48	70	A	Boise St.	80 68								

Non-Div I Games:

Washington St.

Average RPI Win:	265	WON-LOST	WINNING	LAST 10	STRENGTH OF	OPP. STRENGTH	TEAM	ADJ.	CONF.	ADJ CONF.
Average RPI Loss:	156	RECORD	PCT. RANK	GAMES	SCHEDULE	OF SCHEDULE	RPI	RPI	RPI	RPI
DIV. I ONLY	1- 6	308	1-6	52	301	212	212	18	18	
DIV. I NON-CONF.	1- 6	307	1-6	51	301	213	213	18	18	
TOTALS	RPI 1-25	RPI 26-50	W-L RECORDS	RPI 51-100	RPI 101-150	RPI 150+				
1- 6	0- 0	0- 2	OVERALL	0- 0	0- 0	1- 4				
0- 1	0- 0	0- 0	HOME	0- 0	0- 0	0- 1				
1- 5	0- 0	0- 2	AWAY	0- 0	0- 0	1- 3				
0- 0	0- 0	0- 0	NEUTRAL	0- 0	0- 0	0- 0				
1- 6	0- 0	0- 2	NON-CONFERENCE	0- 0	0- 0	1- 4				
0- 1	0- 0	0- 0	HOME	0- 0	0- 0	0- 1				
1- 5	0- 0	0- 2	AWAY	0- 0	0- 0	1- 3				
0- 0	0- 0	0- 0	NEUTRAL	0- 0	0- 0	0- 0				
0- 0	0- 0	0- 0	CONFERENCE	0- 0	0- 0	0- 0				
0- 0	0- 0	0- 0	HOME	0- 0	0- 0	0- 0				
0- 0	0- 0	0- 0	AWAY	0- 0	0- 0	0- 0				
0- 0	0- 0	0- 0	NEUTRAL	0- 0	0- 0	0- 0				

RPI 1-25				RPI 26-50				RPI 51-100				RPI 101+				Team's RPI: 212	
RPI	S	Opponent	Score	RPI	S	Opponent	Score	RPI	S	Opponent	Score	RPI	S	Opponent	Score		
				43	A	Pacific	53 76					151	A	Washington	41 94		
				49	A	UCLA	45 85					168	H	Portland	59 78		
												197	A	UTEP	51 70		
												265	A	UC Riverside	64 54		
												326	A	New Mexico St.	47 77		
LAST 10 Division I																	
				326	A	New Mexico St.	47 77	151	A	Washington	41 94						
				197	A	UTEP	51 70	168	H	Portland	59 78						
				265	A	UC Riverside	64 54	49	A	UCLA	45 85						
				43	A	Pacific	53 76										

Non-Div I Games:

Weber St.

West Virginia

Through Games Of Dec. 14, 2019

Average RPI Win:	188	WON-LOST	WINNING	LAST 10	STRENGTH OF	OPP. STRENGTH	TEAM	ADJ.	CONF.	ADJ CONF.
Average RPI Loss:	6	RECORD	PCT. RANK	GAMES	SCHEDULE	OF SCHEDULE	RPI	RPI	RPI	RPI
DIV. I ONLY	6- 1	43	6-1	212	35	60	60	4	4	
DIV. I NON-CONF.	6- 1	43	6-1	212	35	61	61	4	4	
TOTALS	RPI 1-25	RPI 26-50	W-L RECORDS	RPI 51-100	RPI 101-150	RPI 150+				
6- 1	1- 1	0- 0	OVERALL	1- 0	0- 0	4- 0				
4- 0	0- 0	0- 0	HOME	0- 0	0- 0	4- 0				
1- 0	1- 0	0- 0	AWAY	0- 0	0- 0	0- 0				
1- 1	0- 1	0- 0	NEUTRAL	1- 0	0- 0	0- 0				
6- 1	1- 1	0- 0	NON-CONFERENCE	1- 0	0- 0	4- 0				
4- 0	0- 0	0- 0	HOME	0- 0	0- 0	4- 0				
1- 0	1- 0	0- 0	AWAY	0- 0	0- 0	0- 0				
1- 1	0- 1	0- 0	NEUTRAL	1- 0	0- 0	0- 0				
0- 0	0- 0	0- 0	CONFERENCE	0- 0	0- 0	0- 0				
0- 0	0- 0	0- 0	HOME	0- 0	0- 0	0- 0				
0- 0	0- 0	0- 0	AWAY	0- 0	0- 0	0- 0				
0- 0	0- 0	0- 0	NEUTRAL	0- 0	0- 0	0- 0				

RPI 1-25				RPI 26-50				RPI 51-100 Team's RPI: 60				RPI 101+			
RPI	S	Opponent	Score	RPI	S	Opponent	Score	RPI	S	Opponent	Score	RPI	S	Opponent	Score
6	N	Creighton	75 82					98	N	New Mexico	73 60	180	H	Saint Francis (PA)	74 45
10	A	Mississippi St.	71 65									253	H	Radford	74 37
												273	H	Presbyterian	56 40
												315	H	Coppin St.	82 47
LAST 10 Division I															
6	N	Creighton	75 82	10	A	Mississippi St.	71 65	98	N	New Mexico	73 60				
315	H	Coppin St.	82 47												
253	H	Radford	74 37												
273	H	Presbyterian	56 40												
180	H	Saint Francis (PA)	74 45												

Non-Div I Games:

West Virginia

■ Loss,
 ■ Non-Conf, S Site,
 ■ Home
 ■ Away
 N Neutral

Average RPI Win:	316	WON-LOST	WINNING	LAST 10	STRENGTH OF	OPP. STRENGTH	TEAM	ADJ.	CONF.	ADJ CONF.
Average RPI Loss:	179	RECORD	PCT. RANK	GAMES	SCHEDULE	OF SCHEDULE	RPI	RPI	RPI	RPI
DIV. I ONLY	1- 9	331	1-9	103	344	309	309	25	25	
DIV. I NON-CONF.	1- 9	331	1-9	102	344	309	309	25	25	
TOTALS	RPI 1-25	RPI 26-50	W-L RECORDS	RPI 51-100	RPI 101-150	RPI 150+				
1- 9	0- 0	0- 0	OVERALL	0- 1	0- 3	1- 5				
1- 4	0- 0	0- 0	HOME	0- 0	0- 2	1- 2				
0- 5	0- 0	0- 0	AWAY	0- 1	0- 1	0- 3				
0- 0	0- 0	0- 0	NEUTRAL	0- 0	0- 0	0- 0				
1- 9	0- 0	0- 0	NON-CONFERENCE	0- 1	0- 3	1- 5				
1- 4	0- 0	0- 0	HOME	0- 0	0- 2	1- 2				
0- 5	0- 0	0- 0	AWAY	0- 1	0- 1	0- 3				
0- 0	0- 0	0- 0	NEUTRAL	0- 0	0- 0	0- 0				
0- 0	0- 0	0- 0	CONFERENCE	0- 0	0- 0	0- 0				
0- 0	0- 0	0- 0	HOME	0- 0	0- 0	0- 0				
0- 0	0- 0	0- 0	AWAY	0- 0	0- 0	0- 0				
0- 0	0- 0	0- 0	NEUTRAL	0- 0	0- 0	0- 0				

RPI 1-25			RPI 26-50			RPI 51-100			RPI 101+			Team's RPI: 309
RPI	S	Opponent	Score	RPI	S	Opponent	Score	RPI	S	Opponent	Score	
						65 A North Carolina	55 92	107 A Davidson		51 101		
								144 H Campbell		40 61		
								146 H Cleveland St.		61 68		
								153 H Coastal Caro.		43 66		
								177 A Gardner-Webb		62 88		
								226 A Elon		24 68		
								280 H UNC Asheville		47 64		
								312 A USC Upstate		62 70		
								316 H Charleston So.		69 64		
LAST 10 Division I												
280 H		UNC Asheville	47 64	146 H		Cleveland St.	61 68					
144 H		Campbell	40 61	316 H		Charleston So.	69 64					
312 A		USC Upstate	62 70	177 A		Gardner-Webb	62 88					
226 A		Elon	24 68	153 H		Coastal Caro.	43 66					
65 A		North Carolina	55 92	107 A		Davidson	51 101					

Non-Div I Games: UVa-Wise 64 55

Western Caro.

Average RPI Win:	275	WON-LOST	WINNING	LAST 10	STRENGTH OF	OPP. STRENGTH	TEAM	ADJ.	CONF.	ADJ CONF.
Average RPI Loss:	60	RECORD	PCT. RANK	GAMES	SCHEDULE	OF SCHEDULE	RPI	RPI	RPI	RPI
DIV. I ONLY	2- 5	254	2-5	181	28	206	206	17	17	
DIV. I NON-CONF.	2- 5	253	2-5	180	28	205	205	17	17	
TOTALS	RPI 1-25	RPI 26-50	W-L RECORDS	RPI 51-100	RPI 101-150	RPI 150+				
2- 5	0- 2	0- 1	OVERALL	0- 1	0- 0	2- 1				
1- 1	0- 0	0- 0	HOME	0- 1	0- 0	1- 0				
1- 4	0- 2	0- 1	AWAY	0- 0	0- 0	1- 1				
0- 0	0- 0	0- 0	NEUTRAL	0- 0	0- 0	0- 0				
2- 5	0- 2	0- 1	NON-CONFERENCE	0- 1	0- 0	2- 1				
1- 1	0- 0	0- 0	HOME	0- 1	0- 0	1- 0				
1- 4	0- 2	0- 1	AWAY	0- 0	0- 0	1- 1				
0- 0	0- 0	0- 0	NEUTRAL	0- 0	0- 0	0- 0				
0- 0	0- 0	0- 0	CONFERENCE	0- 0	0- 0	0- 0				
0- 0	0- 0	0- 0	HOME	0- 0	0- 0	0- 0				
0- 0	0- 0	0- 0	AWAY	0- 0	0- 0	0- 0				
0- 0	0- 0	0- 0	NEUTRAL	0- 0	0- 0	0- 0				

RPI 1-25				RPI 26-50				RPI 51-100				RPI 101+ Team's RPI: 206			
RPI	S	Opponent	Score	RPI	S	Opponent	Score	RPI	S	Opponent	Score	RPI	S	Opponent	Score
19	A	Drake	75 94	26	A	Illinois St.	65 78	53	H	Bradley	49 84	179	A	Missouri	89 97
24	A	Purdue	59 66									222	H	Indiana St.	83 72
												328	A	Chicago St.	88 78
LAST 10 Division I															
222	H	Indiana St.	83 72	328	A	Chicago St.	88 78								
179	A	Missouri	89 97	26	A	Illinois St.	65 78	19	A	Drake	75 94				
								53	H	Bradley	49 84				
								24	A	Purdue	59 66				

Non-Div I Games: Culver-Stockton 82 76 Ill.-Springfield 91 51 Mo. Baptist 90 69

Western Ill.

Average RPI Win:	164	WON-LOST	WINNING	LAST 10	STRENGTH OF	OPP. STRENGTH	TEAM	ADJ.	CONF.	ADJ CONF.
Average RPI Loss:	80	RECORD	PCT. RANK	GAMES	SCHEDULE	OF SCHEDULE	RPI	RPI	RPI	RPI
DIV. I ONLY	7- 2	53	7-2	144	15	36	36	13	13	
DIV. I NON-CONF.	7- 2	53	7-2	145	15	36	36	13	13	
TOTALS	RPI 1-25	RPI 26-50	W-L RECORDS	RPI 51-100	RPI 101-150	RPI 150+				
7- 2	0- 1	0- 0	OVERALL	2- 0	2- 0	3- 1				
4- 0	0- 0	0- 0	HOME	2- 0	1- 0	1- 0				
2- 2	0- 1	0- 0	AWAY	0- 0	1- 0	1- 1				
1- 0	0- 0	0- 0	NEUTRAL	0- 0	0- 0	1- 0				
7- 2	0- 1	0- 0	NON-CONFERENCE	2- 0	2- 0	3- 1				
4- 0	0- 0	0- 0	HOME	2- 0	1- 0	1- 0				
2- 2	0- 1	0- 0	AWAY	0- 0	1- 0	1- 1				
1- 0	0- 0	0- 0	NEUTRAL	0- 0	0- 0	1- 0				
0- 0	0- 0	0- 0	CONFERENCE	0- 0	0- 0	0- 0				
0- 0	0- 0	0- 0	HOME	0- 0	0- 0	0- 0				
0- 0	0- 0	0- 0	AWAY	0- 0	0- 0	0- 0				
0- 0	0- 0	0- 0	NEUTRAL	0- 0	0- 0	0- 0				

RPI 1-25				RPI 26-50				Team's RPI: 36				RPI 51-100				RPI 101+			
RPI	S	Opponent	Score	RPI	S	Opponent	Score	RPI	S	Opponent	Score	RPI	S	Opponent	Score	RPI	S	Opponent	Score
4	A	Louisville	56 75									55	H	Oklahoma	74 63	115	H	Belmont	77 46
												68	H	Central Mich.	93 58	129	A	Ball St.	91 86
																155	A	Saint Mary's (CA)	73 80
																244	N	Tulsa	76 63
																247	H	Little Rock	77 58
																292	A	Mercer	75 62
LAST 10 Division I																			
129	A	Ball St.	91 86	55	H	Oklahoma	74 63	244	N	Tulsa	76 63	247	H	Little Rock	77 58	155	A	Saint Mary's (CA)	73 80
4	A	Louisville	56 75	68	H	Central Mich.	93 58	115	H	Belmont	77 46	292	A	Mercer	75 62				

Non-Div I Games:

Western Ky.

■ Loss,
 ■ Non-Conf, S Site,
 ■ Home
 ■ Away
 N Neutral

Average RPI Win:	327	WON-LOST	WINNING	LAST 10	STRENGTH OF	OPP. STRENGTH	TEAM	ADJ.	CONF.	ADJ CONF.
Average RPI Loss:	110	RECORD	PCT. RANK	GAMES	SCHEDULE	OF SCHEDULE	RPI	RPI	RPI	RPI
DIV. I ONLY	4- 3	139	4-3	321	245	246	246	11	11	
DIV. I NON-CONF.	4- 3	138	4-3	322	246	246	246	11	11	
TOTALS	RPI 1-25	RPI 26-50	W-L RECORDS	RPI 51-100	RPI 101-150	RPI 150+				
4- 3	0- 0	0- 1	OVERALL	0- 1	0- 0	4- 1				
2- 1	0- 0	0- 0	HOME	0- 1	0- 0	2- 0				
1- 2	0- 0	0- 1	AWAY	0- 0	0- 0	1- 1				
1- 0	0- 0	0- 0	NEUTRAL	0- 0	0- 0	1- 0				
4- 3	0- 0	0- 1	NON-CONFERENCE	0- 1	0- 0	4- 1				
2- 1	0- 0	0- 0	HOME	0- 1	0- 0	2- 0				
1- 2	0- 0	0- 1	AWAY	0- 0	0- 0	1- 1				
1- 0	0- 0	0- 0	NEUTRAL	0- 0	0- 0	1- 0				
0- 0	0- 0	0- 0	CONFERENCE	0- 0	0- 0	0- 0				
0- 0	0- 0	0- 0	HOME	0- 0	0- 0	0- 0				
0- 0	0- 0	0- 0	AWAY	0- 0	0- 0	0- 0				
0- 0	0- 0	0- 0	NEUTRAL	0- 0	0- 0	0- 0				

RPI S	Opponent	Score	RPI S	Opponent	Score	RPI S	Opponent	Score	RPI S	Opponent	Score	Team's RPI: 246
42	A Michigan	55 76	92	H Fla. Atlantic	79 80	197	A UTEP	46 76				
						321	A UIC	80 52				
						326	N New Mexico St.	79 76				
						328	H Chicago St.	90 69				
						331	H Detroit Mercy	82 67				
LAST 10 Division I												
328	H Chicago St.	90 69	92	H Fla. Atlantic	79 80							
321	A UIC	80 52	331	H Detroit Mercy	82 67							
326	N New Mexico St.	79 76	42	A Michigan	55 76							
197	A UTEP	46 76										

Non-Div I Games: Kentucky St. 80 41

Western Mich.

Average RPI Win:	191	WON-LOST	WINNING	LAST 10	STRENGTH OF	OPP. STRENGTH	TEAM	ADJ.	CONF.	ADJ CONF.
Average RPI Loss:	69	RECORD	PCT. RANK	GAMES	SCHEDULE	OF SCHEDULE	RPI	RPI	RPI	RPI
DIV. I ONLY	5- 4	149	5-4	186	8	127	127	9	9	
DIV. I NON-CONF.	5- 4	149	5-4	185	8	127	127	9	9	
TOTALS	RPI 1-25	RPI 26-50	W-L RECORDS	RPI 51-100	RPI 101-150	RPI 150+				
5- 4	0- 2	0- 0	OVERALL	1- 1	0- 0	4- 1				
4- 1	0- 0	0- 0	HOME	1- 1	0- 0	3- 0				
1- 3	0- 2	0- 0	AWAY	0- 0	0- 0	1- 1				
0- 0	0- 0	0- 0	NEUTRAL	0- 0	0- 0	0- 0				
5- 4	0- 2	0- 0	NON-CONFERENCE	1- 1	0- 0	4- 1				
4- 1	0- 0	0- 0	HOME	1- 1	0- 0	3- 0				
1- 3	0- 2	0- 0	AWAY	0- 0	0- 0	1- 1				
0- 0	0- 0	0- 0	NEUTRAL	0- 0	0- 0	0- 0				
0- 0	0- 0	0- 0	CONFERENCE	0- 0	0- 0	0- 0				
0- 0	0- 0	0- 0	HOME	0- 0	0- 0	0- 0				
0- 0	0- 0	0- 0	AWAY	0- 0	0- 0	0- 0				
0- 0	0- 0	0- 0	NEUTRAL	0- 0	0- 0	0- 0				

RPI	S	Opponent	Score
2	A	Missouri St.	55 68
6	A	Creighton	46 56

RPI	S	Opponent	Score
-----	---	----------	-------

RPI	S	Opponent	Score
55	H	Oklahoma	88 83
58	H	UNI	50 61

RPI	S	Opponent	Score
184	H	Eastern Mich.	63 52
208	A	Oral Roberts	66 79
218	A	Louisiana Tech	88 80
245	H	Southern U.	69 63
251	H	Houston Baptist	59 42

LAST 10 Division I

2	A	Missouri St.	55 68	6	A	Creighton	46 56
55	H	Oklahoma	88 83	184	H	Eastern Mich.	63 52
251	H	Houston Baptist	59 42	208	A	Oral Roberts	66 79
218	A	Louisiana Tech	88 80	58	H	UNI	50 61
245	H	Southern U.	69 63				

Non-Div I Games:

Wichita St.

William & Mary

Through Games Of Dec. 14, 2019

Average RPI Win:	264	WON-LOST	WINNING	LAST 10	STRENGTH OF	OPP. STRENGTH	TEAM	ADJ.	CONF.	ADJ CONF.
Average RPI Loss:	46	RECORD	PCT. RANK	GAMES	SCHEDULE	OF SCHEDULE	RPI	RPI	RPI	RPI
DIV. I ONLY	7- 2	53	7-2	328	81	164	164	20	20	
DIV. I NON-CONF.	7- 2	53	7-2	328	79	163	163	19	19	
TOTALS	RPI 1-25	RPI 26-50	W-L RECORDS	RPI 51-100	RPI 101-150	RPI 150+				
7- 2	0- 0	0- 2	OVERALL	0- 0	0- 0	7- 0				
3- 1	0- 0	0- 1	HOME	0- 0	0- 0	3- 0				
4- 1	0- 0	0- 1	AWAY	0- 0	0- 0	4- 0				
0- 0	0- 0	0- 0	NEUTRAL	0- 0	0- 0	0- 0				
7- 2	0- 0	0- 2	NON-CONFERENCE	0- 0	0- 0	7- 0				
3- 1	0- 0	0- 1	HOME	0- 0	0- 0	3- 0				
4- 1	0- 0	0- 1	AWAY	0- 0	0- 0	4- 0				
0- 0	0- 0	0- 0	NEUTRAL	0- 0	0- 0	0- 0				
0- 0	0- 0	0- 0	CONFERENCE	0- 0	0- 0	0- 0				
0- 0	0- 0	0- 0	HOME	0- 0	0- 0	0- 0				
0- 0	0- 0	0- 0	AWAY	0- 0	0- 0	0- 0				
0- 0	0- 0	0- 0	NEUTRAL	0- 0	0- 0	0- 0				

RPI 1-25			RPI 26-50			RPI 51-100			RPI 101+			Team's RPI: 164
RPI	S	Opponent	Score	RPI	S	Opponent	Score	RPI	S	Opponent	Score	
				44	A	Richmond	73 76					
				47	H	Old Dominion	58 69					
LAST 10 Division I												
				293	H	Hartford	61 44					
				330	H	UMBC	76 48					
				44	A	Richmond	73 76					
				282	A	East Carolina	78 68					
				250	H	UMES	78 50					
				249	A	VCU	69 55					
				47	H	Old Dominion	58 69					
				182	A	Delaware St.	73 52					
				260	A	Army West Point	77 65					

Non-Div I Games:

William & Mary

Loss, Non-Conf, S Site, H Home A Away N Neutral

Average RPI Win: 317		WON-LOST	WINNING	LAST 10	STRENGTH OF	OPP. STRENGTH	TEAM	ADJ.	CONF.	ADJ CONF.
Average RPI Loss: 206		RECORD	PCT. RANK	GAMES	SCHEDULE	OF SCHEDULE	RPI	RPI	RPI	RPI
DIV. I ONLY		1- 6	308	1-6	289	316	332	332	30	30
DIV. I NON-CONF.		1- 6	307	1-6	290	317	332	332	30	30
TOTALS		RPI 1-25	RPI 26-50	W-L RECORDS	RPI 51-100	RPI 101-150	RPI 150+			
1- 6	0- 0		0- 2	OVERALL	0- 0	0- 0	1- 4			
0- 3	0- 0		0- 0	HOME	0- 0	0- 0	0- 3			
1- 2	0- 0		0- 2	AWAY	0- 0	0- 0	1- 0			
0- 1	0- 0		0- 0	NEUTRAL	0- 0	0- 0	0- 1			
1- 6	0- 0		0- 2	NON-CONFERENCE	0- 0	0- 0	1- 4			
0- 3	0- 0		0- 0	HOME	0- 0	0- 0	0- 3			
1- 2	0- 0		0- 2	AWAY	0- 0	0- 0	1- 0			
0- 1	0- 0		0- 0	NEUTRAL	0- 0	0- 0	0- 1			
0- 0	0- 0		0- 0	CONFERENCE	0- 0	0- 0	0- 0			
0- 0	0- 0		0- 0	HOME	0- 0	0- 0	0- 0			
0- 0	0- 0		0- 0	AWAY	0- 0	0- 0	0- 0			
0- 0	0- 0		0- 0	NEUTRAL	0- 0	0- 0	0- 0			

RPI 1-25				RPI 26-50				RPI 51-100				RPI 101+				Team's RPI: 332	
RPI	S	Opponent	Score	RPI	S	Opponent	Score	RPI	S	Opponent	Score	RPI	S	Opponent	Score		
				45	A	Kentucky	36 91					235	H	Iona	61 68		
				47	A	Old Dominion	44 68					281	H	Ga. Southern	47 91		
												304	H	Col. of Charleston	73 84		
												317	A	N.C. Central	56 46		
												323	N	Wofford	59 60		
LAST 10 Division I																	
				47	A	Old Dominion	44 68	45	A	Kentucky	36 91						
				317	A	N.C. Central	56 46	304	H	Col. of Charleston	73 84						
				235	H	Iona	61 68	281	H	Ga. Southern	47 91						
								323	N	Wofford	59 60						

Non-Div I Games:

Winthrop

■ Loss, ■ Non-Conf, S Site, H Home A Away N Neutral

Average RPI Win: 218		WON-LOST	WINNING	LAST 10	STRENGTH OF	OPP. STRENGTH	TEAM	ADJ.	CONF.	ADJ CONF.
Average RPI Loss: 35		RECORD	PCT. RANK	GAMES	SCHEDULE	OF SCHEDULE	RPI	RPI	RPI	RPI
DIV. I ONLY		7- 3	79	7-3	118	152	73	73	1	1
DIV. I NON-CONF.		7- 3	80	7-3	116	150	73	73	1	1
TOTALS		RPI 1-25	RPI 26-50		W-L RECORDS		RPI 51-100	RPI 101-150		RPI 150+
7- 3	0- 0	0- 3		OVERALL		1- 0	1- 0		5- 0	
5- 0	0- 0	0- 0		HOME		1- 0	0- 0		4- 0	
1- 2	0- 0	0- 2		AWAY		0- 0	0- 0		1- 0	
1- 1	0- 0	0- 1		NEUTRAL		0- 0	1- 0		0- 0	
7- 3	0- 0	0- 3		NON-CONFERENCE		1- 0	1- 0		5- 0	
5- 0	0- 0	0- 0		HOME		1- 0	0- 0		4- 0	
1- 2	0- 0	0- 2		AWAY		0- 0	0- 0		1- 0	
1- 1	0- 0	0- 1		NEUTRAL		0- 0	1- 0		0- 0	
0- 0	0- 0	0- 0		CONFERENCE		0- 0	0- 0		0- 0	
0- 0	0- 0	0- 0		HOME		0- 0	0- 0		0- 0	
0- 0	0- 0	0- 0		AWAY		0- 0	0- 0		0- 0	
0- 0	0- 0	0- 0		NEUTRAL		0- 0	0- 0		0- 0	

RPI S	Opponent	Score	RPI S	Opponent	Score	RPI S	Opponent	Score	RPI S	Opponent	Score
28	A Georgia Tech	41 60	30	N Arkansas	64 68	48	A Colorado	57 74	94	H North Florida	75 62
129	N Ball St.	67 56	192	H Milwaukee	71 40	236	H Eastern Ill.	63 55	272	A North Dakota St.	64 63
278	H Alabama St.	85 67	323	H Wofford	78 65						
LAST 10 Division I											
278	H Alabama St.	85 67	28	A Georgia Tech	41 60	30	N Arkansas	64 68	129	N Ball St.	67 56
272	A North Dakota St.	64 63	48	A Colorado	57 74	236	H Eastern Ill.	63 55	278	H Alabama St.	85 67
323	H Wofford	78 65	94	H North Florida	75 62	192	H Milwaukee	71 40			

Non-Div I Games:

Wisconsin

■ Loss,
 ■ Non-Conf,
 ■ S Site,
 ■ H Home
 ■ A Away
 N Neutral

Wofford

Through Games Of Dec. 14, 2019

Average RPI Win:	304	WON-LOST	WINNING	LAST 10	STRENGTH OF	OPP. STRENGTH	TEAM	ADJ.	CONF.	ADJ CONF.
Average RPI Loss:	182	RECORD	PCT. RANK	GAMES	SCHEDULE	OF SCHEDULE	RPI	RPI	RPI	RPI
DIV. I ONLY	3- 6	234	3-6	313	253	323	323	25	25	
DIV. I NON-CONF.	3- 6	235	3-6	313	255	323	323	25	25	
TOTALS	RPI 1-25	RPI 26-50	W-L RECORDS	RPI 51-100	RPI 101-150	RPI 150+				
3- 6	0- 0	0- 0	OVERALL	0- 1	0- 1	3- 4				
2- 3	0- 0	0- 0	HOME	0- 0	0- 0	2- 3				
0- 3	0- 0	0- 0	AWAY	0- 1	0- 1	0- 1				
1- 0	0- 0	0- 0	NEUTRAL	0- 0	0- 0	1- 0				
3- 6	0- 0	0- 0	NON-CONFERENCE	0- 1	0- 1	3- 4				
2- 3	0- 0	0- 0	HOME	0- 0	0- 0	2- 3				
0- 3	0- 0	0- 0	AWAY	0- 1	0- 1	0- 1				
1- 0	0- 0	0- 0	NEUTRAL	0- 0	0- 0	1- 0				
0- 0	0- 0	0- 0	CONFERENCE	0- 0	0- 0	0- 0				
0- 0	0- 0	0- 0	HOME	0- 0	0- 0	0- 0				
0- 0	0- 0	0- 0	AWAY	0- 0	0- 0	0- 0				
0- 0	0- 0	0- 0	NEUTRAL	0- 0	0- 0	0- 0				

RPI S	Opponent	Score	RPI S	Opponent	Score	RPI S	Opponent	Score	RPI S	Opponent	Score	Team's RPI: 323
						73 A	Wisconsin	65 78	119 A	Auburn	82 84	
									153 H	Coastal Caro.	73 78	
									177 A	Gardner-Webb	53 67	
									273 H	Presbyterian	67 60	
									281 H	Ga. Southern	57 70	
									288 H	Appalachian St.	51 54	
									308 H	Longwood	79 76	
									332 N	Winthrop	60 59	
LAST 10 Division I												
			288 H	Appalachian St.	51 54		273 H	Presbyterian	67 60			
			281 H	Ga. Southern	57 70		332 N	Winthrop	60 59			
			73 A	Wisconsin	65 78		308 H	Longwood	79 76			
			119 A	Auburn	82 84		153 H	Coastal Caro.	73 78			
							177 A	Gardner-Webb	53 67			

Non-Div I Games: UNKNOWN 89 38

Wofford

Loss, Non-Conf, S Site, H Home A Away N Neutral

Average RPI Win:	203	WON-LOST	WINNING	LAST 10	STRENGTH OF	OPP. STRENGTH	TEAM	ADJ.	CONF.	ADJ CONF.
Average RPI Loss:	48	RECORD	PCT. RANK	GAMES	SCHEDULE	OF SCHEDULE	RPI	RPI	RPI	RPI
DIV. I ONLY	4- 3	139	4-3	117	79	91	91	16	16	
DIV. I NON-CONF.	4- 3	138	4-3	115	77	92	92	16	16	

TOTALS	RPI 1-25	RPI 26-50	W-L RECORDS	RPI 51-100	RPI 101-150	RPI 150+
4- 3	0- 0	0- 2	OVERALL	1- 1	0- 0	3- 0
1- 1	0- 0	0- 1	HOME	1- 0	0- 0	0- 0
2- 1	0- 0	0- 0	AWAY	0- 1	0- 0	2- 0
1- 1	0- 0	0- 1	NEUTRAL	0- 0	0- 0	1- 0
4- 3	0- 0	0- 2	NON-CONFERENCE	1- 1	0- 0	3- 0
1- 1	0- 0	0- 1	HOME	1- 0	0- 0	0- 0
2- 1	0- 0	0- 0	AWAY	0- 1	0- 0	2- 0
1- 1	0- 0	0- 1	NEUTRAL	0- 0	0- 0	1- 0
0- 0	0- 0	0- 0	CONFERENCE	0- 0	0- 0	0- 0
0- 0	0- 0	0- 0	HOME	0- 0	0- 0	0- 0
0- 0	0- 0	0- 0	AWAY	0- 0	0- 0	0- 0
0- 0	0- 0	0- 0	NEUTRAL	0- 0	0- 0	0- 0

RPI 1-25	RPI 26-50	RPI 51-100	Team's RPI: 91	RPI 101+
RPI S Opponent Score	RPI S Opponent Score	RPI S Opponent Score		RPI S Opponent Score
	31 H Abilene Christian 64 83	61 H CSU Bakersfield 65 60		202 A SMU 69 61
	34 N Kansas 63 74	79 A UT Arlington 62 68		262 A Xavier 86 74
				287 N Loyola Maryland 66 51
LAST 10 Division I				
202 A SMU 69 61	34 N Kansas 63 74	61 H CSU Bakersfield 65 60		
79 A UT Arlington 62 68	262 A Xavier 86 74	31 H Abilene Christian 64 83		
287 N Loyola Maryland 66 51				

Non-Div I Games: Marian (IN) 64 60

Wright St.

Average RPI Win:	231	WON-LOST	WINNING	LAST 10	STRENGTH OF	OPP. STRENGTH	TEAM	ADJ.	CONF.	ADJ CONF.
Average RPI Loss:	140	RECORD	PCT. RANK	GAMES	SCHEDULE	OF SCHEDULE	RPI	RPI	RPI	RPI
DIV. I ONLY	5- 3	106	5-3	246	150	142	142	19	19	
DIV. I NON-CONF.	3- 3	163	3-3	244	160	206	206	21	21	
TOTALS	RPI 1-25	RPI 26-50	W-L RECORDS	RPI 51-100	RPI 101-150	RPI 150+				
5- 3	0- 0	0- 1	OVERALL	1- 1	0- 0	4- 1				
2- 1	0- 0	0- 1	HOME	0- 0	0- 0	2- 0				
3- 2	0- 0	0- 0	AWAY	1- 1	0- 0	2- 1				
0- 0	0- 0	0- 0	NEUTRAL	0- 0	0- 0	0- 0				
3- 3	0- 0	0- 1	NON-CONFERENCE	0- 1	0- 0	3- 1				
2- 1	0- 0	0- 1	HOME	0- 0	0- 0	2- 0				
1- 2	0- 0	0- 0	AWAY	0- 1	0- 0	1- 1				
0- 0	0- 0	0- 0	NEUTRAL	0- 0	0- 0	0- 0				
2- 0	0- 0	0- 0	CONFERENCE	1- 0	0- 0	1- 0				
0- 0	0- 0	0- 0	HOME	0- 0	0- 0	0- 0				
2- 0	0- 0	0- 0	AWAY	1- 0	0- 0	1- 0				
0- 0	0- 0	0- 0	NEUTRAL	0- 0	0- 0	0- 0				

RPI 1-25				RPI 26-50				RPI 51-100				RPI 101+				Team's RPI: 142	
RPI	S	Opponent	Score	RPI	S	Opponent	Score	RPI	S	Opponent	Score	RPI	S	Opponent	Score		
				48	H	Colorado	56 66	89	A	South Dakota St.	40 67	155	H	Saint Mary's (CA)	69 67		
								98	A	New Mexico	73 66	272	A	North Dakota St.	66 57		
												284	A	Denver	57 71		
												295	A	Air Force	65 63		
												336	H	Mississippi Val.	95 22		
LAST 10 Division I																	
				98	A	New Mexico	73 66	336	H	Mississippi Val.	95 22						
				295	A	Air Force	65 63	284	A	Denver	57 71						
				272	A	North Dakota St.	66 57	155	H	Saint Mary's (CA)	69 67						
				89	A	South Dakota St.	40 67										
				48	H	Colorado	56 66										

Non-Div I Games: Colo. Christian 70 31

Wyoming

■ Loss,
 ■ Non-Conf, S Site,
 ■ Home
 ■ Away
 N Neutral

Average RPI Win:	178	WON-LOST	WINNING	LAST 10	STRENGTH OF	OPP. STRENGTH	TEAM	ADJ.	CONF.	ADJ CONF.
Average RPI Loss:	118	RECORD	PCT. RANK	GAMES	SCHEDULE	OF SCHEDULE	RPI	RPI	RPI	RPI
DIV. I ONLY	1- 8	324	1-8	62	192	262	262	7	7	
DIV. I NON-CONF.	1- 8	324	1-8	60	189	263	263	7	7	
TOTALS	RPI 1-25	RPI 26-50	W-L RECORDS	RPI 51-100	RPI 101-150	RPI 150+				
1- 8	0- 0	0- 1	OVERALL	0- 2	0- 3	1- 2				
1- 4	0- 0	0- 1	HOME	0- 1	0- 1	1- 1				
0- 4	0- 0	0- 0	AWAY	0- 1	0- 2	0- 1				
0- 0	0- 0	0- 0	NEUTRAL	0- 0	0- 0	0- 0				
1- 8	0- 0	0- 1	NON-CONFERENCE	0- 2	0- 3	1- 2				
1- 4	0- 0	0- 1	HOME	0- 1	0- 1	1- 1				
0- 4	0- 0	0- 0	AWAY	0- 1	0- 2	0- 1				
0- 0	0- 0	0- 0	NEUTRAL	0- 0	0- 0	0- 0				
0- 0	0- 0	0- 0	CONFERENCE	0- 0	0- 0	0- 0				
0- 0	0- 0	0- 0	HOME	0- 0	0- 0	0- 0				
0- 0	0- 0	0- 0	AWAY	0- 0	0- 0	0- 0				
0- 0	0- 0	0- 0	NEUTRAL	0- 0	0- 0	0- 0				

RPI 1-25				RPI 26-50				RPI 51-100				RPI 101+ Team's RPI: 262			
RPI	S	Opponent	Score	RPI	S	Opponent	Score	RPI	S	Opponent	Score	RPI	S	Opponent	Score
				48	H	Colorado	53 62	67	A	Temple	65 78	108	A	Rider	57 64
								91	H	Wright St.	74 86	129	A	Ball St.	49 70
												139	H	Cincinnati	78 85
												169	A	Robert Morris	57 71
												178	H	Utah	70 63
												194	H	Eastern Ky.	55 56
LAST 10 Division I															
				169	A	Robert Morris	57 71	139	H	Cincinnati	78 85				
				91	H	Wright St.	74 86	194	H	Eastern Ky.	55 56				
				129	A	Ball St.	49 70	48	H	Colorado	53 62				
				108	A	Rider	57 64	178	H	Utah	70 63				
				67	A	Temple	65 78								

Non-Div I Games:

Xavier

Y
a
l
e

Y
a
l
e

Yale

Average RPI Win:	216	WON-LOST	WINNING	LAST 10	STRENGTH OF	OPP. STRENGTH	TEAM	ADJ.	CONF.	ADJ CONF.
Average RPI Loss:	131	RECORD	PCT. RANK	GAMES	SCHEDULE	OF SCHEDULE	RPI	RPI	RPI	RPI
DIV. I ONLY	5- 3	106	5-3	269	96	162	162	16	16	
DIV. I NON-CONF.	5- 3	105	5-3	269	96	161	161	16	16	
TOTALS	RPI 1-25	RPI 26-50	W-L RECORDS	RPI 51-100	RPI 101-150	RPI 150+				
5- 3	0- 0	0- 0	OVERALL	0- 1	0- 0	5- 2				
3- 1	0- 0	0- 0	HOME	0- 1	0- 0	3- 0				
2- 2	0- 0	0- 0	AWAY	0- 0	0- 0	2- 2				
0- 0	0- 0	0- 0	NEUTRAL	0- 0	0- 0	0- 0				
5- 3	0- 0	0- 0	NON-CONFERENCE	0- 1	0- 0	5- 2				
3- 1	0- 0	0- 0	HOME	0- 1	0- 0	3- 0				
2- 2	0- 0	0- 0	AWAY	0- 0	0- 0	2- 2				
0- 0	0- 0	0- 0	NEUTRAL	0- 0	0- 0	0- 0				
0- 0	0- 0	0- 0	CONFERENCE	0- 0	0- 0	0- 0				
0- 0	0- 0	0- 0	HOME	0- 0	0- 0	0- 0				
0- 0	0- 0	0- 0	AWAY	0- 0	0- 0	0- 0				
0- 0	0- 0	0- 0	NEUTRAL	0- 0	0- 0	0- 0				

RPI 1-25				RPI 26-50				RPI 51-100				RPI 101+ Team's RPI: 162					
RPI	S	Opponent	Score	RPI	S	Opponent	Score	RPI	S	Opponent	Score	RPI	S	Opponent	Score		
								59	H	Kent St.	73	82	166	A	Akron	62	91
													169	A	Robert Morris	43	58
													180	A	Saint Francis (PA)	56	46
													184	H	Eastern Mich.	79	77
													194	A	Eastern Ky.	72	63
													196	H	Wagner	64	42
													327	H	Canisius	87	59
LAST 10 Division I																	
				169	A	Robert Morris	43	58					180	A	Saint Francis (PA)	56	46
				59	H	Kent St.	73	82					194	A	Eastern Ky.	72	63
				327	H	Canisius	87	59					196	H	Wagner	64	42
													166	A	Akron	62	91
													184	H	Eastern Mich.	79	77

Non-Div I Games:

Youngstown St.