

Average RPI Win:	332	WON-LOST	WINNING	LAST 10	STRENGTH OF	OPP. STRENGTH	TEAM	ADJ.	CONF.	ADJ CONF.
Average RPI Loss:	228	RECORD	PCT. RANK	GAMES	SCHEDULE	OF SCHEDULE	RPI	RPI	RPI	RPI

DIV. I ONLY	2- 4	237	0- 0	309	339	315	315	23	23
DIV. I NON-CONF.	2- 4	237	0- 0	309	339	315	315	23	23
TOTALS	RPI 1-25	RPI 26-50	W-L RECORDS	RPI 51-100	RPI 101-150	RPI 150+			
2- 4	0- 0	0- 0	OVERALL	0- 0	0- 0	2- 4			
0- 2	0- 0	0- 0	HOME	0- 0	0- 0	0- 2			
1- 1	0- 0	0- 0	AWAY	0- 0	0- 0	1- 1			
1- 1	0- 0	0- 0	NEUTRAL	0- 0	0- 0	1- 1			
2- 4	0- 0	0- 0	NON-CONFERENCE	0- 0	0- 0	2- 4			
0- 2	0- 0	0- 0	HOME	0- 0	0- 0	0- 2			
1- 1	0- 0	0- 0	AWAY	0- 0	0- 0	1- 1			
1- 1	0- 0	0- 0	NEUTRAL	0- 0	0- 0	1- 1			
0- 0	0- 0	0- 0	CONFERENCE	0- 0	0- 0	0- 0			
0- 0	0- 0	0- 0	HOME	0- 0	0- 0	0- 0			
0- 0	0- 0	0- 0	AWAY	0- 0	0- 0	0- 0			
0- 0	0- 0	0- 0	NEUTRAL	0- 0	0- 0	0- 0			

RPI 1-25	RPI 26-50	RPI 51-100	RPI 101+	Team's RPI: 315
RPI S Opponent Score	RPI S Opponent Score	RPI S Opponent Score	RPI S Opponent Score	
			183 H Texas St.	53 60
			200 N Prai rie View	59 67
			202 A Texas Tech	61 78
			327 A UTRGV	59 49
			327 H UTRGV	57 70
			337 N Loui si ana	64 63
LAST 12 Di vi si on I GAMES:				
			327 H UTRGV	57 70
			200 N Prai rie View	59 67
			337 N Loui si ana	64 63
			183 H Texas St.	53 60
			202 A Texas Tech	61 78
			327 A UTRGV	59 49

Non-Di v I Games: UNKNOWN 78 40 Schrei ner 64 34 Tex. A&M Int'l I 84 36

Average RPI Win:	198	WON-LOST	WINNING	LAST 10	STRENGTH OF	OPP. STRENGTH	TEAM	ADJ.	CONF.	ADJ CONF.
Average RPI Loss:	81	RECORD	PCT. RANK	GAMES	SCHEDULE	OF SCHEDULE	RPI	RPI	RPI	RPI

DIV. I ONLY	3- 2	128	0- 1	182	82	120	120	23	23
DIV. I NON-CONF.	3- 2	128	0- 1	182	82	120	120	23	23
-----									
TOTALS	RPI 1-25	RPI 26-50	W-L RECORDS	RPI 51-100	RPI 101-150	RPI 150+			
3- 2	0- 0	0- 1	OVERALL	1- 0	0- 1	2- 0			
0- 1	0- 0	0- 1	HOME	0- 0	0- 0	0- 0			
2- 1	0- 0	0- 0	AWAY	1- 0	0- 1	1- 0			
1- 0	0- 0	0- 0	NEUTRAL	0- 0	0- 0	1- 0			
3- 2	0- 0	0- 1	NON-CONFERENCE	1- 0	0- 1	2- 0			
0- 1	0- 0	0- 1	HOME	0- 0	0- 0	0- 0			
2- 1	0- 0	0- 0	AWAY	1- 0	0- 1	1- 0			
1- 0	0- 0	0- 0	NEUTRAL	0- 0	0- 0	1- 0			
0- 0	0- 0	0- 0	CONFERENCE	0- 0	0- 0	0- 0			
0- 0	0- 0	0- 0	HOME	0- 0	0- 0	0- 0			
0- 0	0- 0	0- 0	AWAY	0- 0	0- 0	0- 0			
0- 0	0- 0	0- 0	NEUTRAL	0- 0	0- 0	0- 0			

RPI 1-25	RPI 26-50	RPI 51-100	RPI 101+	Team's RPI: 120
RPI S Opponent Score	RPI S Opponent Score	RPI S Opponent Score	RPI S Opponent Score	
	49 H Arkansas 68 80	83 A New Mexico St. 58 46	112 A Tulsa 63 75	
			198 N Texas Southern 81 39	
			312 A UTEP 70 69	
LAST 12 Division I GAMES:				
		49 H Arkansas 68 80		
		112 A Tulsa 63 75		
		312 A UTEP 70 69		
		198 N Texas Southern 81 39		
		83 A New Mexico St. 58 46		

Non-Div I Games: Eastern N.M. 78 46 Howard Payne 98 43 Southwest (NM) 90 47 Schreiner 90 43 Abilene Christian

Average RPI Win:	226	WON-LOST	WINNING	LAST 10	STRENGTH OF	OPP. STRENGTH	TEAM	ADJ.	CONF.	ADJ CONF.
Average RPI Loss:	94	RECORD	PCT. RANK	GAMES	SCHEDULE	OF SCHEDULE	RPI	RPI	RPI	RPI
DIV. I ONLY	3- 5	218	0- 1	48	264	162	162	9	9	
DIV. I NON-CONF.	3- 5	218	0- 1	48	264	162	162	9	9	
-----										
TOTALS	RPI 1-25	RPI 26-50	W-L RECORDS	RPI 51-100	RPI 101-150	RPI 150+				
3- 5	0- 1	1- 1	OVERALL	0- 1	0- 0	2- 2				
2- 2	0- 0	1- 0	HOME	0- 0	0- 0	1- 2				
1- 3	0- 1	0- 1	AWAY	0- 1	0- 0	1- 0				
0- 0	0- 0	0- 0	NEUTRAL	0- 0	0- 0	0- 0				
3- 5	0- 1	1- 1	NON-CONFERENCE	0- 1	0- 0	2- 2				
2- 2	0- 0	1- 0	HOME	0- 0	0- 0	1- 2				
1- 3	0- 1	0- 1	AWAY	0- 1	0- 0	1- 0				
0- 0	0- 0	0- 0	NEUTRAL	0- 0	0- 0	0- 0				
0- 0	0- 0	0- 0	CONFERENCE	0- 0	0- 0	0- 0				
0- 0	0- 0	0- 0	HOME	0- 0	0- 0	0- 0				
0- 0	0- 0	0- 0	AWAY	0- 0	0- 0	0- 0				
0- 0	0- 0	0- 0	NEUTRAL	0- 0	0- 0	0- 0				

RPI 1-25				RPI 26-50				RPI 51-100				RPI 101+ Team's RPI: 162			
RPI	S	Opponent	Score	RPI	S	Opponent	Score	RPI	S	Opponent	Score	RPI	S	Opponent	Score
25	A	Minnesota	50 67	30	A	Northeastern	41 54	70	A	Denver	66 92	166	H	George Mason	71 78
				38	H	Northern Colo.	69 57					177	H	Navy	47 54
												301	A	Army West Point	71 60
												338	H	Fairleigh Dickinson	85 37
LAST 12 Division I GAMES:															
25	A	Minnesota	50 67	177	H	Navy	47 54								
38	H	Northern Colo.	69 57	166	H	George Mason	71 78								
30	A	Northeastern	41 54												
301	A	Army West Point	71 60												
338	H	Fairleigh Dickinson	85 37												
70	A	Denver	66 92												

Non-Div I Games: Western St. 72 54

Air Force

Loss, 
Non-Conf, S Site, 
H Home
A Away 
N Neutral

# Akron

A  
k  
r  
o  
n

Akron

Alabama

Through Games Of Dec. 14, 2018

Average RPI Win: 154

Average RPI Loss: 108

WON-LOST RECORD

WINNING PCT. RANK

LAST 10 GAMES

STRENGTH OF SCHEDULE

OPP. STRENGTH OF SCHEDULE

TEAM RPI

ADJ. RPI

CONF. RPI

ADJ CONF. RPI

DIV. I ONLY

DIV. I NON-CONF.

6- 4

6- 4

128

128

0- 1

0- 1

42

42

199

199

82

82

82

82

5

5

5

5

TOTALS

RPI 1-25

RPI 26-50

W-L RECORDS

RPI 51-100

RPI 101-150

RPI 150+

6- 4

0- 0

2- 0

OVERALL

0- 2

0- 2

4- 0

5- 1

0- 0

2- 0

HOME

0- 0

0- 1

3- 0

1- 1

0- 0

0- 0

AWAY

0- 1

0- 0

1- 0

0- 2

0- 0

0- 0

NEUTRAL

0- 1

0- 1

0- 0

6- 4

0- 0

2- 0

NON-CONFERENCE

0- 2

0- 2

4- 0

5- 1

0- 0

2- 0

HOME

0- 0

0- 1

3- 0

1- 1

0- 0

0- 0

AWAY

0- 1

0- 0

1- 0

0- 2

0- 0

0- 0

NEUTRAL

0- 1

0- 1

0- 0

0- 0

0- 0

0- 0

CONFERENCE

0- 0

0- 0

0- 0

0- 0

0- 0

0- 0

HOME

0- 0

0- 0

0- 0

0- 0

0- 0

0- 0

AWAY

0- 0

0- 0

0- 0

0- 0

0- 0

0- 0

NEUTRAL

0- 0

0- 0

0- 0

RPI 1-25

RPI 26-50

RPI 51-100

Team's RPI: 82

RPI 101+

RPI S Opponent Score

29 H Tulane 69 58

45 H Clemson 76 56

RPI S Opponent Score

76 N Louisiana Tech 62 79

98 A Utah 62 72

RPI S Opponent Score

112 N Tul sa 73 80

147 H South Alabama 67 72

158 H Southeastern La. 88 40

195 A SMU 62 61

234 H Stetson 59 47

260 H Grambling 73 55

LAST 12 Division I GAMES:

76 N Louisiana Tech 62 79

29 H Tulane 69 58

147 H South Alabama 67 72

112 N Tul sa 73 80

234 H Stetson 59 47

260 H Grambling 73 55

45 H Clemson 76 56

195 A SMU 62 61

98 A Utah 62 72

158 H Southeastern La. 88 40

Non-Div I Games:

Alabama

Loss, Non-Conf, S Site, H Home A Away N Neutral

Page 5

Average RPI	Win: 299	WON-LOST RECORD	WINNING PCT. RANK	LAST 10 GAMES	STRENGTH OF SCHEDULE	OPP. STRENGTH OF SCHEDULE	TEAM RPI	ADJ. RPI	CONF. RPI	ADJ CONF. RPI
Average RPI	Loss: 216									
DIV. I ONLY	2- 6	263	0- 1	205	348	296	296	27	27	
DIV. I NON-CONF.	2- 6	263	0- 1	205	348	296	296	27	27	
<hr/>										
TOTALS	RPI 1-25	RPI 26-50	W-L RECORDS	RPI 51-100	RPI 101-150	RPI 150+				
2- 6	0- 0	0- 0	OVERALL	0- 0	0- 2	2- 4				
1- 2	0- 0	0- 0	HOME	0- 0	0- 0	1- 2				
1- 4	0- 0	0- 0	AWAY	0- 0	0- 2	1- 2				
0- 0	0- 0	0- 0	NEUTRAL	0- 0	0- 0	0- 0				
2- 6	0- 0	0- 0	NON-CONFERENCE	0- 0	0- 2	2- 4				
1- 2	0- 0	0- 0	HOME	0- 0	0- 0	1- 2				
1- 4	0- 0	0- 0	AWAY	0- 0	0- 2	1- 2				
0- 0	0- 0	0- 0	NEUTRAL	0- 0	0- 0	0- 0				
0- 0	0- 0	0- 0	CONFERENCE	0- 0	0- 0	0- 0				
0- 0	0- 0	0- 0	HOME	0- 0	0- 0	0- 0				
0- 0	0- 0	0- 0	AWAY	0- 0	0- 0	0- 0				
0- 0	0- 0	0- 0	NEUTRAL	0- 0	0- 0	0- 0				

RPI 1-25				RPI 26-50				RPI 51-100				RPI 101+				Team's RPI: 296
RPI	S	Opponent	Score	RPI	S	Opponent	Score	RPI	S	Opponent	Score	RPI	S	Opponent	Score	
												101	A	Kansas	54	65
												137	A	Illinois	60	88
												173	A	UAB	47	82
												226	H	Jacksonville St.	48	55
												291	H	Tennessee St.	67	57
												307	A	Murray St.	59	53
												314	H	Lipscomb	58	62
												345	A	Austin Peay	58	75
<hr/>																
LAST 12 Division I GAMES:																
				226	H	Jacksonville St.	48	55	291	H	Tennessee St.	67	57			
				345	A	Austin Peay	58	75	137	A	Illinois	60	88			
				307	A	Murray St.	59	53								
				173	A	UAB	47	82								
				101	A	Kansas	54	65								
				314	H	Lipscomb	58	62								

Non-Div I Games:

Alabama A&amp;M

Average RPI Win: 0 WON-LOST WINNING LAST 10 STRENGTH OF OPP. STRENGTH TEAM ADJ. CONF. ADJ CONF.  
Average RPI Loss: 127 RECORD PCT. RANK GAMES SCHEDULE OF SCHEDULE RPI RPI RPI RPI

DIV. I ONLY	0- 7	328	0- 1	16	316	244	244	27	27
DIV. I NON-CONF.	0- 7	328	0- 1	16	316	244	244	27	27
TOTALS	RPI 1-25	RPI 26-50	W-L RECORDS	RPI 51-100	RPI 101-150	RPI 150+			
0- 7	0- 1	0- 0	OVERALL	0- 2	0- 2	0- 2			
0- 2	0- 0	0- 0	HOME	0- 1	0- 0	0- 1			
0- 5	0- 1	0- 0	AWAY	0- 1	0- 2	0- 1			
0- 0	0- 0	0- 0	NEUTRAL	0- 0	0- 0	0- 0			
0- 7	0- 1	0- 0	NON-CONFERENCE	0- 2	0- 2	0- 2			
0- 2	0- 0	0- 0	HOME	0- 1	0- 0	0- 1			
0- 5	0- 1	0- 0	AWAY	0- 1	0- 2	0- 1			
0- 0	0- 0	0- 0	NEUTRAL	0- 0	0- 0	0- 0			
0- 0	0- 0	0- 0	CONFERENCE	0- 0	0- 0	0- 0			
0- 0	0- 0	0- 0	HOME	0- 0	0- 0	0- 0			
0- 0	0- 0	0- 0	AWAY	0- 0	0- 0	0- 0			
0- 0	0- 0	0- 0	NEUTRAL	0- 0	0- 0	0- 0			

RPI S Opponent Score	RPI S Opponent Score	RPI S Opponent Score	RPI S Opponent Score
17 A Kentucky 35 87		65 A Georgi a Tech 42 69	106 A North Ala. 42 68
		81 H South Carol i na 38 94	147 A South Alabama 65 77
			207 A Troy 46 116
			269 H Samford 51 60
Team's RPI: 244			
LAST 12 Division I GAMES:			
269 H Samford 51 60	147 A South Alabama 65 77		
81 H South Carolina 38 94	65 A Georgia Tech 42 69		
17 A Kentucky 35 87	207 A Troy 46 116		
	106 A North Ala. 42 68		

Non-Div I Games: Mobile 69 63

Al abama St.

Average RPI Win:	334	WON-LOST	WINNING	LAST 10	STRENGTH OF	OPP. STRENGTH	TEAM	ADJ.	CONF.	ADJ CONF.
Average RPI Loss:	211	RECORD	PCT. RANK	GAMES	SCHEDULE	OF SCHEDULE	RPI	RPI	RPI	RPI
DIV. I ONLY	1- 9	325	0- 1	285	310	342	342	25	25	
DIV. I NON-CONF.	1- 9	325	0- 1	285	310	342	342	25	25	
-----										
TOTALS	RPI 1-25	RPI 26-50	W-L RECORDS	RPI 51-100	RPI 101-150	RPI 150+				
1- 9	0- 0	0- 0	OVERALL	0- 2	0- 1	1- 6				
1- 4	0- 0	0- 0	HOME	0- 0	0- 1	1- 3				
0- 5	0- 0	0- 0	AWAY	0- 2	0- 0	0- 3				
0- 0	0- 0	0- 0	NEUTRAL	0- 0	0- 0	0- 0				
1- 9	0- 0	0- 0	NON-CONFERENCE	0- 2	0- 1	1- 6				
1- 4	0- 0	0- 0	HOME	0- 0	0- 1	1- 3				
0- 5	0- 0	0- 0	AWAY	0- 2	0- 0	0- 3				
0- 0	0- 0	0- 0	NEUTRAL	0- 0	0- 0	0- 0				
0- 0	0- 0	0- 0	CONFERENCE	0- 0	0- 0	0- 0				
0- 0	0- 0	0- 0	HOME	0- 0	0- 0	0- 0				
0- 0	0- 0	0- 0	AWAY	0- 0	0- 0	0- 0				
0- 0	0- 0	0- 0	NEUTRAL	0- 0	0- 0	0- 0				

RPI 1-25				RPI 26-50				RPI 51-100				RPI 101+				Team's RPI: 342
RPI	S	Opponent	Score	RPI	S	Opponent	Score	RPI	S	Opponent	Score	RPI	S	Opponent	Score	
								96	A	Rutgers	39 65	123	H	Marist	56 74	
								97	A	South Fla.	37 74	208	H	Holy Cross	50 56	
												213	A	Monmouth	56 64	
												249	A	Cornell	34 48	
												264	H	Central Conn. St.	53 60	
												319	A	Lafayette	66 67	
												331	H	Canisius	42 48	
												334	H	Manhattan	60 54	
-----																
LAST 12 Division I GAMES:																
				123	H	Marist	56 74	331	H	Canisius	42 48					
				264	H	Central Conn. St.	53 60	208	H	Holy Cross	50 56					
				319	A	Lafayette	66 67	213	A	Monmouth	56 64					
				97	A	South Fla.	37 74	96	A	Rutgers	39 65					
								334	H	Manhattan	60 54					
								249	A	Cornell	34 48					

Non-Div I Games:

Albany (NY)



# A l c o r n

A  
l  
c  
o  
r  
n

Non-Div I Games:	Lane	58	70	Fi sk	67	64
------------------	------	----	----	-------	----	----

Average RPI	Win: 207	WON-LOST RECORD	WINNING PCT. RANK	LAST 10 GAMES	STRENGTH OF SCHEDULE	OPP. STRENGTH OF SCHEDULE	TEAM RPI	ADJ. RPI	CONF. RPI	ADJ CONF. RPI
Average RPI	Loss: 87									
DIV. I ONLY		4- 4	163	0- 1	106	169	139	139	22	22
DIV. I NON-CONF.		4- 4	163	0- 1	106	169	139	139	22	22
-----										
TOTALS	RPI 1-25		RPI 26-50		W-L RECORDS		RPI 51-100		RPI 101-150	RPI 150+
4- 4	0- 1		0- 0		OVERALL		0- 1		1- 1	3- 1
3- 0	0- 0		0- 0		HOME		0- 0		1- 0	2- 0
1- 2	0- 0		0- 0		AWAY		0- 1		0- 0	1- 1
0- 2	0- 1		0- 0		NEUTRAL		0- 0		0- 1	0- 0
4- 4	0- 1		0- 0		NON-CONFERENCE		0- 1		1- 1	3- 1
3- 0	0- 0		0- 0		HOME		0- 0		1- 0	2- 0
1- 2	0- 0		0- 0		AWAY		0- 1		0- 0	1- 1
0- 2	0- 1		0- 0		NEUTRAL		0- 0		0- 1	0- 0
0- 0	0- 0		0- 0		CONFERENCE		0- 0		0- 0	0- 0
0- 0	0- 0		0- 0		HOME		0- 0		0- 0	0- 0
0- 0	0- 0		0- 0		AWAY		0- 0		0- 0	0- 0
0- 0	0- 0		0- 0		NEUTRAL		0- 0		0- 0	0- 0

RPI 1-25				RPI 26-50				RPI 51-100				RPI 101+ Team's RPI: 139			
RPI	S	Opponent	Score	RPI	S	Opponent	Score	RPI	S	Opponent	Score	RPI	S	Opponent	Score
20	N	Stanford	49 71					70	A	Denver	54 83	102	N	FGCU	71 90
												112	H	Tul sa	68 52
												154	A	Vi rgi ni a	54 57
												166	H	George Mason	86 71
												273	H	UMBC	64 42
												277	A	Hawai i	69 57
-----															
LAST 12 Di vi si on I GAMES:															
70	A	Denver	54 83	154	A	Vi rgi ni a	54 57	273	H	UMBC	64 42	102	N	FGCU	71 90
166	H	George Mason	86 71	277	A	Hawai i	69 57	20	N	Stanford	49 71	112	H	Tul sa	68 52

Non-Di v I Games:

American

Average RPI Win:	296	WON-LOST	WINNING	LAST 10	STRENGTH OF	OPP. STRENGTH	TEAM	ADJ.	CONF.	ADJ CONF.
Average RPI Loss:	152	RECORD	PCT. RANK	GAMES	SCHEDULE	OF SCHEDULE	RPI	RPI	RPI	RPI
DIV. I ONLY	5- 4	147	0- 1	281	277	216	216	19	19	
DIV. I NON-CONF.	5- 4	147	0- 1	281	277	216	216	19	19	
-----										
TOTALS	RPI 1-25	RPI 26-50	W-L RECORDS	RPI 51-100	RPI 101-150	RPI 150+				
5- 4	0- 0	0- 0	OVERALL	0- 2	0- 0	5- 2				
4- 0	0- 0	0- 0	HOME	0- 0	0- 0	4- 0				
1- 4	0- 0	0- 0	AWAY	0- 2	0- 0	1- 2				
0- 0	0- 0	0- 0	NEUTRAL	0- 0	0- 0	0- 0				
5- 4	0- 0	0- 0	NON-CONFERENCE	0- 2	0- 0	5- 2				
4- 0	0- 0	0- 0	HOME	0- 0	0- 0	4- 0				
1- 4	0- 0	0- 0	AWAY	0- 2	0- 0	1- 2				
0- 0	0- 0	0- 0	NEUTRAL	0- 0	0- 0	0- 0				
0- 0	0- 0	0- 0	CONFERENCE	0- 0	0- 0	0- 0				
0- 0	0- 0	0- 0	HOME	0- 0	0- 0	0- 0				
0- 0	0- 0	0- 0	AWAY	0- 0	0- 0	0- 0				
0- 0	0- 0	0- 0	NEUTRAL	0- 0	0- 0	0- 0				

RPI 1-25				RPI 26-50				RPI 51-100				RPI 101+				Team's RPI: 216
RPI	S	Opponent	Score	RPI	S	Opponent	Score	RPI	S	Opponent	Score	RPI	S	Opponent	Score	
								65	A	Georgia Tech	53 71	173	A	UAB	61 80	
								81	A	South Carolina	50 80	211	H	Elon	65 62	
												290	A	ETSU	64 95	
												305	A	Davidson	81 78	
												308	H	Col. of Charleston	80 66	
												310	H	Marshall	74 52	
												344	H	UNC Greensboro	68 65	
LAST 12 Division I GAMES:																
				81	A	South Carolina	50 80	310	H	Marshall	74 52					
				308	H	Col. of Charleston	80 66	211	H	Elon	65 62					
				290	A	ETSU	64 95	305	A	Davidson	81 78					
								344	H	UNC Greensboro	68 65					
								65	A	Georgia Tech	53 71					
								173	A	UAB	61 80					

Non-Div I Games:

Appalachian St.

A  
r  
i  
z  
o  
n  
a

Ari zona				Through Games Of Dec. 14, 2018											
Average RPI	Win:	181		WON-LOST		WINNING	LAST 10		STRENGTH OF	OPP. STRENGTH	TEAM	ADJ.		CONF.	ADJ CONF.
Average RPI	Loss:	93		RECORD		PCT. RANK	GAMES		SCHEDULE	OF SCHEDULE	RPI	RPI		RPI	RPI
DIV. I ONLY				8- 1		23	1- 0		259	39	74	74		2	2
DIV. I NON-CONF.				8- 1		23	1- 0		259	39	74	74		2	2
-----															
TOTALS		RPI 1-25		RPI 26-50		W-L RECORDS		RPI 51-100		RPI 101-150		RPI 150+			
8- 1		0- 0		0- 0		OVERALL		3- 1		0- 0		5- 0			
4- 1		0- 0		0- 0		HOME		2- 1		0- 0		2- 0			
2- 0		0- 0		0- 0		AWAY		0- 0		0- 0		2- 0			
2- 0		0- 0		0- 0		NEUTRAL		1- 0		0- 0		1- 0			
8- 1		0- 0		0- 0		NON-CONFERENCE		3- 1		0- 0		5- 0			
4- 1		0- 0		0- 0		HOME		2- 1		0- 0		2- 0			
2- 0		0- 0		0- 0		AWAY		0- 0		0- 0		2- 0			
2- 0		0- 0		0- 0		NEUTRAL		1- 0		0- 0		1- 0			
0- 0		0- 0		0- 0		CONFERENCE		0- 0		0- 0		0- 0			
0- 0		0- 0		0- 0		HOME		0- 0		0- 0		0- 0			
0- 0		0- 0		0- 0		AWAY		0- 0		0- 0		0- 0			
0- 0		0- 0		0- 0		NEUTRAL		0- 0		0- 0		0- 0			
-----															
RPI 1-25				RPI 26-50				RPI 51-100				Team's RPI: 74			
RPI	S	Opponent	Score	RPI	S	Opponent	Score	RPI	S	Opponent	Score	RPI	S	Opponent	Score
								53	H	Montana	100 51	160	A	San Diego St.	69 60
								61	N	Portland	92 70	254	N	Seattle U	84 54
								68	H	Idaho St.	71 46	270	A	Long Beach St.	70 43
								93	H	Loyola Marymount	64 66	285	H	Incarnate Word	84 42
												298	H	South Carolina St.	73 32
-----															
LAST 12 Division I GAMES:															
270	A	Long Beach St.	70 43	254	N	Seattle U	84 54								
53	H	Montana	100 51	93	H	Loyola Marymount	64 66								
160	A	San Diego St.	69 60	68	H	Idaho St.	71 46								
285	H	Incarnate Word	84 42												
298	H	South Carolina St.	73 32												
61	N	Portland	92 70												

A  
r  
i  
z  
o  
n  
a

Non-Div I Games:

Ari zona

Average RPI	Win:	125	WON-LOST	WINNING	LAST 10	STRENGTH OF	OPP. STRENGTH	TEAM	ADJ.	CONF.	ADJ CONF.
Average RPI	Loss:	8	RECORD	PCT. RANK	GAMES	SCHEDULE	OF SCHEDULE	RPI	RPI	RPI	RPI
DIV. I ONLY		7- 2		51	1- 0	75	10	27	27	2	2
DIV. I NON-CONF.		7- 2		51	1- 0	75	10	27	27	2	2
-----											
TOTALS	RPI 1-25		RPI 26-50		W-L RECORDS	RPI 51-100		RPI 101-150		RPI 150+	
7- 2	0- 2		1- 0		OVERALL	2- 0		2- 0		2- 0	
4- 1	0- 1		0- 0		HOME	2- 0		1- 0		1- 0	
2- 0	0- 0		1- 0		AWAY	0- 0		1- 0		0- 0	
1- 1	0- 1		0- 0		NEUTRAL	0- 0		0- 0		1- 0	
7- 2	0- 2		1- 0		NON-CONFERENCE	2- 0		2- 0		2- 0	
4- 1	0- 1		0- 0		HOME	2- 0		1- 0		1- 0	
2- 0	0- 0		1- 0		AWAY	0- 0		1- 0		0- 0	
1- 1	0- 1		0- 0		NEUTRAL	0- 0		0- 0		1- 0	
0- 0	0- 0		0- 0		CONFERENCE	0- 0		0- 0		0- 0	
0- 0	0- 0		0- 0		HOME	0- 0		0- 0		0- 0	
0- 0	0- 0		0- 0		AWAY	0- 0		0- 0		0- 0	
0- 0	0- 0		0- 0		NEUTRAL	0- 0		0- 0		0- 0	

RPI 1-25				RPI 26-50				RPI 51-100				RPI 101+			
RPI	S	Opponent	Score	RPI	S	Opponent	Score	RPI	S	Opponent	Score	RPI	S	Opponent	Score
5	N	Louisville	56 58	49	A	Arkansas	88 85	71	H	Southern U.	69 47	112	H	Tulsa	70 52
11	H	Baylor	59 65					76	H	Louisiana Tech	80 44	128	A	Colorado St.	70 39
												156	N	Southern Ill.	82 38
												285	H	Incarnate Word	81 43
-----															
LAST 12 Division I GAMES:															
76	H	Louisiana Tech	80 44	112	H	Tulsa	70 52								
156	N	Southern Ill.	82 38	128	A	Colorado St.	70 39								
5	N	Louisville	56 58	71	H	Southern U.	69 47								
49	A	Arkansas	88 85												
11	H	Baylor	59 65												
285	H	Incarnate Word	81 43												

Non-Div I Games:

Arizona St.

Average RPI Win: 0		WON-LOST RECORD		WINNING PCT. RANK		LAST 10 GAMES		STRENGTH OF SCHEDULE		OPP. STRENGTH OF SCHEDULE		TEAM RPI		ADJ. RPI		CONF. RPI		ADJ. CONF. RPI	
Average RPI Loss: 112																			
DIV. I ONLY		0- 3		328		0- 0		3		335		163		163		27		27	
DIV. I NON-CONF.		0- 3		328		0- 0		3		335		163		163		27		27	
TOTALS		RPI 1-25		RPI 26-50		W-L RECORDS		RPI 51-100		RPI 101-150		RPI 150+							
0- 3		0- 1		0- 0		OVERALL		0- 1		0- 0		0- 1							
0- 0		0- 0		0- 0		HOME		0- 0		0- 0		0- 0							
0- 3		0- 1		0- 0		AWAY		0- 1		0- 0		0- 1							
0- 0		0- 0		0- 0		NEUTRAL		0- 0		0- 0		0- 0							
0- 3		0- 1		0- 0		NON-CONFERENCE		0- 1		0- 0		0- 1							
0- 0		0- 0		0- 0		HOME		0- 0		0- 0		0- 0							
0- 3		0- 1		0- 0		AWAY		0- 1		0- 0		0- 1							
0- 0		0- 0		0- 0		NEUTRAL		0- 0		0- 0		0- 0							
0- 0		0- 0		0- 0		CONFERENCE		0- 0		0- 0		0- 0							
0- 0		0- 0		0- 0		HOME		0- 0		0- 0		0- 0							
0- 0		0- 0		0- 0		AWAY		0- 0		0- 0		0- 0							
0- 0		0- 0		0- 0		NEUTRAL		0- 0		0- 0		0- 0							

RPI 1-25				RPI 26-50				RPI 51-100				RPI 101+ Team's RPI: 163			
RPI	S	Opponent	Score	RPI	S	Opponent	Score	RPI	S	Opponent	Score	RPI	S	Opponent	Score
25	A	Minnesota	42 84					73	A	Oregon St.	33 89	239	A	Wichita St.	39 76
LAST 12 Division I GAMES:															
								25	A	Minnesota	42 84				
								73	A	Oregon St.	33 89				
								239	A	Wichita St.	39 76				

Non-Div I Games:	Paul Quinn	68	52	Tougaloo	68	60
------------------	------------	----	----	----------	----	----

Ark. -Pi ne Bl uff

■ Loss, ■ Non-Conf, S Site, H Home A Away N Neutral

Average RPI Win:	187	WON-LOST	WINNING	LAST 10	STRENGTH OF	OPP. STRENGTH	TEAM	ADJ.	CONF.	ADJ CONF.
Average RPI Loss:	55	RECORD	PCT. RANK	GAMES	SCHEDULE	OF SCHEDULE	RPI	RPI	RPI	RPI
DIV. I ONLY	7- 3	90	1- 0	70	124	49	49	5	5	
DIV. I NON-CONF.	7- 3	90	1- 0	70	124	49	49	5	5	
-----										
TOTALS	RPI 1-25	RPI 26-50	W-L RECORDS	RPI 51-100	RPI 101-150	RPI 150+				
7- 3	0- 1	0- 1	OVERALL	1- 0	2- 1	4- 0				
3- 1	0- 0	0- 1	HOME	1- 0	0- 0	2- 0				
2- 1	0- 1	0- 0	AWAY	0- 0	1- 0	1- 0				
2- 1	0- 0	0- 0	NEUTRAL	0- 0	1- 1	1- 0				
7- 3	0- 1	0- 1	NON-CONFERENCE	1- 0	2- 1	4- 0				
3- 1	0- 0	0- 1	HOME	1- 0	0- 0	2- 0				
2- 1	0- 1	0- 0	AWAY	0- 0	1- 0	1- 0				
2- 1	0- 0	0- 0	NEUTRAL	0- 0	1- 1	1- 0				
0- 0	0- 0	0- 0	CONFERENCE	0- 0	0- 0	0- 0				
0- 0	0- 0	0- 0	HOME	0- 0	0- 0	0- 0				
0- 0	0- 0	0- 0	AWAY	0- 0	0- 0	0- 0				
0- 0	0- 0	0- 0	NEUTRAL	0- 0	0- 0	0- 0				

RPI 1-25				RPI 26-50				Team's RPI: 49				RPI 51-100				RPI 101+			
RPI	S	Opponent	Score	RPI	S	Opponent	Score	RPI	S	Opponent	Score	RPI	S	Opponent	Score	RPI	S	Opponent	Score
8	A	Iowa St.	82 91	27	H	Arizona St.	85 88	79	H	Tennessee Tech	65 42	120	A	Abilene Christian	80 68	130	N	Pittsburgh	54 61
												146	N	Wisconsin	69 68	152	H	Oral Roberts	74 61
												185	A	UT Arlington	66 65	291	N	Tennessee St.	79 55
												336	H	Northwestern St.	98 53				
LAST 12 Division I GAMES:																			
152	H	Oral Roberts	74 61	120	A	Abilene Christian	80 68	79	H	Tennessee Tech	65 42	8	A	Iowa St.	82 91	336	H	Northwestern St.	98 53
146	N	Wisconsin	69 68																
130	N	Pittsburgh	54 61																
291	N	Tennessee St.	79 55																
27	H	Arizona St.	85 88																
185	A	UT Arlington	66 65																

Non-Div I Games:

Arkansas

Average RPI	Win:	250	WON-LOST	WINNING	LAST 10	STRENGTH OF	OPP. STRENGTH	TEAM	ADJ.	CONF.	ADJ CONF.
Average RPI	Loss:	84	RECORD	PCT. RANK	GAMES	SCHEDULE	OF SCHEDULE	RPI	RPI	RPI	RPI
DIV. I ONLY		5- 4		147	1- 0	171	173	165	165	19	19
DIV. I NON-CONF.		5- 4		147	1- 0	171	173	165	165	19	19
<hr/>											
TOTALS	RPI 1-25		RPI 26-50		W-L RECORDS	RPI 51-100		RPI 101-150		RPI 150+	
5- 4	0- 0		0- 0		OVERALL	0- 4		1- 0		4- 0	
4- 1	0- 0		0- 0		HOME	0- 1		1- 0		3- 0	
1- 3	0- 0		0- 0		AWAY	0- 3		0- 0		1- 0	
0- 0	0- 0		0- 0		NEUTRAL	0- 0		0- 0		0- 0	
5- 4	0- 0		0- 0		NON-CONFERENCE	0- 4		1- 0		4- 0	
4- 1	0- 0		0- 0		HOME	0- 1		1- 0		3- 0	
1- 3	0- 0		0- 0		AWAY	0- 3		0- 0		1- 0	
0- 0	0- 0		0- 0		NEUTRAL	0- 0		0- 0		0- 0	
0- 0	0- 0		0- 0		CONFERENCE	0- 0		0- 0		0- 0	
0- 0	0- 0		0- 0		HOME	0- 0		0- 0		0- 0	
0- 0	0- 0		0- 0		AWAY	0- 0		0- 0		0- 0	
0- 0	0- 0		0- 0		NEUTRAL	0- 0		0- 0		0- 0	

RPI 1-25				RPI 26-50				RPI 51-100				RPI 101+				Team's RPI: 165
RPI	S	Opponent	Score	RPI	S	Opponent	Score	RPI	S	Opponent	Score	RPI	S	Opponent	Score	
								62	A	UT Martin	91 97	112	H	Tulsa	73 60	
								76	H	Louisiana Tech	70 80	248	H	Mississippi Val.	60 57	
								99	A	Oklahoma St.	60 62	272	H	Memphis	77 66	
								100	A	Texas A&M	56 97	307	H	Murray St.	74 63	
												312	A	UTEP	67 66	
<hr/>																
LAST 12 Division I GAMES:																
				76	H	Louisiana Tech	70 80	248	H	Mississippi Val.	60 57					
				62	A	UT Martin	91 97	112	H	Tulsa	73 60					
				272	H	Memphis	77 66	312	A	UTEP	67 66					
				99	A	Oklahoma St.	60 62	307	H	Murray St.	74 63					
								100	A	Texas A&M	56 97					

Non-Div I Games:

Arkansas St.





Average RPI	Win: 211	WON-LOST RECORD	WINNING PCT. RANK	LAST 10 GAMES	STRENGTH OF SCHEDULE	OPP. STRENGTH OF SCHEDULE	TEAM RPI	ADJ. RPI	CONF. RPI	ADJ CONF. RPI
Average RPI	Loss: 8									
DIV. I ONLY		6- 1	40	1- 0	187	100	40	40	5	5
DIV. I NON-CONF.		6- 1	40	1- 0	187	100	40	40	5	5
-----										
TOTALS	RPI 1-25		RPI 26-50	W-L RECORDS	RPI 51-100		RPI 101-150		RPI 150+	
6- 1	0- 1		1- 0	OVERALL	0- 0		1- 0		4- 0	
4- 0	0- 0		0- 0	HOME	0- 0		1- 0		3- 0	
2- 1	0- 1		1- 0	AWAY	0- 0		0- 0		1- 0	
0- 0	0- 0		0- 0	NEUTRAL	0- 0		0- 0		0- 0	
6- 1	0- 1		1- 0	NON-CONFERENCE	0- 0		1- 0		4- 0	
4- 0	0- 0		0- 0	HOME	0- 0		1- 0		3- 0	
2- 1	0- 1		1- 0	AWAY	0- 0		0- 0		1- 0	
0- 0	0- 0		0- 0	NEUTRAL	0- 0		0- 0		0- 0	
0- 0	0- 0		0- 0	CONFERENCE	0- 0		0- 0		0- 0	
0- 0	0- 0		0- 0	HOME	0- 0		0- 0		0- 0	
0- 0	0- 0		0- 0	AWAY	0- 0		0- 0		0- 0	
0- 0	0- 0		0- 0	NEUTRAL	0- 0		0- 0		0- 0	

RPI 1-25				RPI 26-50				Team's RPI: 40				RPI 51-100				RPI 101+			
RPI	S	Opponent	Score	RPI	S	Opponent	Score					RPI	S	Opponent	Score	RPI	S	Opponent	Score
8	A	Iowa St.	64 67	36	A	New Mexico	79 76									149	H	Nicholls St.	80 59
																182	H	Oklahoma	95 79
																260	H	Grambling	97 48
																303	A	Saint Joseph's	81 70
																337	H	Louisiana	71 59
-----																			
										LAST 12 Division I GAMES:									
										36	A	New Mexico	79 76	337	H	Louisiana	71 59		
										8	A	Iowa St.	64 67	149	H	Nicholls St.	80 59		
										303	A	Saint Joseph's	81 70	260	H	Grambling	97 48		
										182	H	Oklahoma	95 79						

Non-Div I Games: Xavier (LA) 77 58

Auburn

Average RPI Win: 317

Average RPI Loss: 219

WON-LOST  
RECORDWINNING  
PCT. RANKLAST 10  
GAMESSTRENGTH OF  
SCHEDULEOPP. STRENGTH  
OF SCHEDULETEAM  
RPIADJ.  
RPICONF.  
RPIADJ CONF.  
RPIDIV. I ONLY  
DIV. I NON-CONF.3- 5  
3- 5218  
2180- 0  
0- 0351  
351187  
187345  
345345  
34520  
2020  
20

TOTALS

RPI 1-25

RPI 26-50

W-L RECORDS

RPI 51-100

RPI 101-150

RPI 150+

3- 5

0- 0

0- 0

OVERALL

0- 0

0- 0

3- 5

3- 1

0- 0

0- 0

HOME

0- 0

0- 0

3- 1

0- 4

0- 0

0- 0

AWAY

0- 0

0- 0

0- 4

0- 0

0- 0

0- 0

NEUTRAL

0- 0

0- 0

0- 0

3- 5

0- 0

0- 0

NON-CONFERENCE

0- 0

0- 0

3- 5

3- 1

0- 0

0- 0

HOME

0- 0

0- 0

3- 1

0- 4

0- 0

0- 0

AWAY

0- 0

0- 0

0- 4

0- 0

0- 0

0- 0

NEUTRAL

0- 0

0- 0

0- 0

0- 0

0- 0

0- 0

CONFERENCE

0- 0

0- 0

0- 0

0- 0

0- 0

0- 0

HOME

0- 0

0- 0

0- 0

0- 0

0- 0

0- 0

AWAY

0- 0

0- 0

0- 0

0- 0

0- 0

0- 0

NEUTRAL

0- 0

0- 0

0- 0

RPI 1-25

RPI 26-50

RPI 51-100

RPI 101+

Team's RPI: 345

RPI S Opponent Score

RPI S Opponent Score

RPI S Opponent Score

RPI S Opponent Score

155 A Vanderbilt 70 99

184 A Cincinnati 48 69

248 H Mississippi Val. 89 95

251 A Western Ill. 72 77

257 A Illinois St. 49 61

296 H Alabama A&amp;M 75 58

314 H Lipscomb 70 58

340 H Northern Ky. 52 48

LAST 12 Division I GAMES:

314	H	Lipscomb	70	58	296	H	Alabama A&M	75	58
340	H	Northern Ky.	52	48	257	A	Illinois St.	49	61
248	H	Mississippi Val.	89	95	251	A	Western Ill.	72	77
155	A	Vanderbilt	70	99					
184	A	Cincinnati	48	69					

Non-Div I Games: Christian Bros. 100 62 Trevecca Nazarene 90 78

Austin Peay

Loss, 
 Non-Conf, S Site, 
 H Home
A Away 
 N Neutral

Average RPI Win:	190	WON-LOST	WINNING	LAST 10	STRENGTH OF	OPP. STRENGTH	TEAM	ADJ.	CONF.	ADJ CONF.
Average RPI Loss:	108	RECORD	PCT. RANK	GAMES	SCHEDULE	OF SCHEDULE	RPI	RPI	RPI	RPI
DIV. I ONLY	6- 3	97	0- 1	173	56	92	92	7	7	
DIV. I NON-CONF.	6- 3	97	0- 1	173	56	92	92	7	7	
-----										
TOTALS	RPI 1-25	RPI 26-50	W-L RECORDS	RPI 51-100	RPI 101-150	RPI 150+				
6- 3	0- 1	0- 0	OVERALL	2- 1	0- 0	4- 1				
2- 1	0- 1	0- 0	HOME	0- 0	0- 0	2- 0				
2- 2	0- 0	0- 0	AWAY	1- 1	0- 0	1- 1				
2- 0	0- 0	0- 0	NEUTRAL	1- 0	0- 0	1- 0				
6- 3	0- 1	0- 0	NON-CONFERENCE	2- 1	0- 0	4- 1				
2- 1	0- 1	0- 0	HOME	0- 0	0- 0	2- 0				
2- 2	0- 0	0- 0	AWAY	1- 1	0- 0	1- 1				
2- 0	0- 0	0- 0	NEUTRAL	1- 0	0- 0	1- 0				
0- 0	0- 0	0- 0	CONFERENCE	0- 0	0- 0	0- 0				
0- 0	0- 0	0- 0	HOME	0- 0	0- 0	0- 0				
0- 0	0- 0	0- 0	AWAY	0- 0	0- 0	0- 0				
0- 0	0- 0	0- 0	NEUTRAL	0- 0	0- 0	0- 0				

RPI 1-25				RPI 26-50				RPI 51-100				RPI 101+			
RPI	S	Opponent	Score	RPI	S	Opponent	Score	RPI	S	Opponent	Score	RPI	S	Opponent	Score
3	H	Cal i forni a	52 70					51	N	TCU	61 58	180	H	UC Ri versi de	72 70
								89	A	Utah St.	62 57	224	A	Southern Utah	64 67
								98	A	Utah	67 78	250	H	Eastern Wash.	80 65
												275	A	Utah Valley	77 51
												294	N	Cal i forni a Baptist	76 69
-----															
LAST 12 Divisi on I GAMES:															
98	A	Utah	67 78	275	A	Utah Valley	77 51								
3	H	Cal i forni a	52 70	224	A	Southern Utah	64 67								
180	H	UC Ri versi de	72 70	294	N	Cal i forni a Baptist	76 69								
				51	N	TCU	61 58								
				89	A	Utah St.	62 57								
				250	H	Eastern Wash.	80 65								

Non-Div I Games:

BYU

Average RPI Win: 232      WON-LOST      WINNING      LAST 10  
Average RPI Loss: 114      RECORD      PCT. RANK      GAMES      STRENGTH OF      OPP. STRENGTH      TEAM      ADJ.      CONF.      ADJ CONF.  
SCHEDULE      OF SCHEDULE      RPI      RPI      RPI      RPI

DIV. I ONLY	2- 7	272	0- 1	227	48	295	295	10	10
DIV. I NON-CONF.	2- 7	272	0- 1	227	48	295	295	10	10
TOTALS	RPI 1-25	RPI 26-50	W-L RECORDS	RPI 51-100	RPI 101-150	RPI 150+			
2- 7	0- 0	0- 1	OVERALL	0- 3	0- 0	2- 3			
2- 2	0- 0	0- 0	HOME	0- 1	0- 0	2- 1			
0- 2	0- 0	0- 0	AWAY	0- 1	0- 0	0- 1			
0- 3	0- 0	0- 1	NEUTRAL	0- 1	0- 0	0- 1			
2- 7	0- 0	0- 1	NON-CONFERENCE	0- 3	0- 0	2- 3			
2- 2	0- 0	0- 0	HOME	0- 1	0- 0	2- 1			
0- 2	0- 0	0- 0	AWAY	0- 1	0- 0	0- 1			
0- 3	0- 0	0- 1	NEUTRAL	0- 1	0- 0	0- 1			
0- 0	0- 0	0- 0	CONFERENCE	0- 0	0- 0	0- 0			
0- 0	0- 0	0- 0	HOME	0- 0	0- 0	0- 0			
0- 0	0- 0	0- 0	AWAY	0- 0	0- 0	0- 0			
0- 0	0- 0	0- 0	NEUTRAL	0- 0	0- 0	0- 0			

RPI S Opponent	RPI S Opponent	RPI S Opponent	RPI S Opponent	Team's RPI: 295
RPI 1-25	RPI 26-50	RPI 51-100	RPI 101+	Score
43 N Duke	62 79	59 H Purdue 38 80	155 H Vanderbilt 43 60	
		66 A Butler 47 64	161 N Fordham 70 78	
		67 N Quinnipiac 66 69	184 H Cincinnati 75 63	
			245 A Missouri St. 54 74	
			279 H Cleveland St. 67 62	
LAST 12 Division I GAMES:				
67 N Quinnipiac 66 69	184 H Cincinnati 75 63	43 N Duke 62 79	161 N Fordham 70 78	
155 H Vanderbilt 43 60	245 A Missouri St. 54 74	66 A Butler 47 64	279 H Cleveland St. 67 62	
	59 H Purdue 38 80			

Non-Div I Games:

Bal I St.

Average RPI Win:	120	WON-LOST	WINNING	LAST 10	STRENGTH OF	OPP. STRENGTH	TEAM	ADJ.	CONF.	ADJ CONF.
Average RPI Loss:	0	RECORD	PCT. RANK	GAMES	SCHEDULE	OF SCHEDULE	RPI	RPI	RPI	RPI
DIV. I ONLY	8- 0	1	1- 0	153	9	11	11	6	6	
DIV. I NON-CONF.	8- 0	1	1- 0	153	9	11	11	6	6	
-----										
TOTALS	RPI 1-25	RPI 26-50	W-L RECORDS	RPI 51-100	RPI 101-150	RPI 150+				
8- 0	1- 0	1- 0	OVERALL	2- 0	1- 0	3- 0				
4- 0	0- 0	0- 0	HOME	1- 0	1- 0	2- 0				
2- 0	0- 0	1- 0	AWAY	1- 0	0- 0	0- 0				
2- 0	1- 0	0- 0	NEUTRAL	0- 0	0- 0	1- 0				
8- 0	1- 0	1- 0	NON-CONFERENCE	2- 0	1- 0	3- 0				
4- 0	0- 0	0- 0	HOME	1- 0	1- 0	2- 0				
2- 0	0- 0	1- 0	AWAY	1- 0	0- 0	0- 0				
2- 0	1- 0	0- 0	NEUTRAL	0- 0	0- 0	1- 0				
0- 0	0- 0	0- 0	CONFERENCE	0- 0	0- 0	0- 0				
0- 0	0- 0	0- 0	HOME	0- 0	0- 0	0- 0				
0- 0	0- 0	0- 0	AWAY	0- 0	0- 0	0- 0				
0- 0	0- 0	0- 0	NEUTRAL	0- 0	0- 0	0- 0				

RPI 1-25				RPI 26-50				RPI 51-100				RPI 101+			
RPI	S	Opponent	Score	RPI	S	Opponent	Score	RPI	S	Opponent	Score	RPI	S	Opponent	Score
23	N	South Dakota St.	72 66	27	A	Arizona St.	65 59	71	H	Southern U.	94 49	149	H	Nicholls St.	100 39
								81	A	South Carolina	94 69	167	N	Georgetown	67 46
												192	H	Morehead St.	96 58
												252	H	Saint Francis (PA)	116 58
-----															
LAST 12 Division I GAMES:															
				81	A	South Carolina	94 69					192	H	Morehead St.	96 58
				167	N	Georgetown	67 46					149	H	Nicholls St.	100 39
				23	N	South Dakota St.	72 66								
				71	H	Southern U.	94 49								
				27	A	Arizona St.	65 59								
				252	H	Saint Francis (PA)	116 58								

Non-Div I Games:

Baylor

B  
e  
l  
m  
o  
n  
t

Belmont				Through Games Of Dec. 14, 2018											
Average RPI Win:		187	WON-LOST RECORD	WINNING PCT. RANK	LAST 10 GAMES	STRENGTH OF SCHEDULE	OPP. STRENGTH OF SCHEDULE	TEAM RPI	ADJ. RPI	CONF. RPI	ADJ CONF. RPI				
Average RPI Loss:		42													
DIV. I ONLY		5- 3	113	1- 0	58	144	46	46	20	20					
DIV. I NON-CONF.		5- 3	113	1- 0	58	144	46	46	20	20					
-----															
TOTALS		RPI 1-25		RPI 26-50		W-L RECORDS		RPI 51-100		RPI 101-150		RPI 150+			
5- 3		0- 1		0- 1		OVERALL		1- 1		2- 0		2- 0			
2- 1		0- 0		0- 0		HOME		0- 1		1- 0		1- 0			
3- 2		0- 1		0- 1		AWAY		1- 0		1- 0		1- 0			
0- 0		0- 0		0- 0		NEUTRAL		0- 0		0- 0		0- 0			
5- 3		0- 1		0- 1		NON-CONFERENCE		1- 1		2- 0		2- 0			
2- 1		0- 0		0- 0		HOME		0- 1		1- 0		1- 0			
3- 2		0- 1		0- 1		AWAY		1- 0		1- 0		1- 0			
0- 0		0- 0		0- 0		NEUTRAL		0- 0		0- 0		0- 0			
0- 0		0- 0		0- 0		CONFERENCE		0- 0		0- 0		0- 0			
0- 0		0- 0		0- 0		HOME		0- 0		0- 0		0- 0			
0- 0		0- 0		0- 0		AWAY		0- 0		0- 0		0- 0			
0- 0		0- 0		0- 0		NEUTRAL		0- 0		0- 0		0- 0			
-----															
RPI 1-25				RPI 26-50		Team's RPI: 46		RPI 51-100		RPI 101+					
RPI	S	Opponent	Score	RPI	S	Opponent	Score	RPI	S	Opponent	Score	RPI	S	Opponent	Score
4	A	NC State	62 77	45	A	Clemson	62 65	63	A	Middle Tenn.	45 38	108	A	Wright St.	79 63
								77	H	Tol edo	69 78	112	H	Tul sa	78 53
												314	H	Lipscomb	83 43
												340	A	Northern Ky.	71 53
-----															
LAST 12 Division I GAMES:															
108 A Wright St. 79 63				314 H Lipscomb 83 43				45 A Clemson 62 65				77 H Tol edo 69 78			
112 H Tul sa 78 53				45 A Clemson 62 65				77 H Tol edo 69 78				340 A Northern Ky. 71 53			
4 A NC State 62 77				63 A Middle Tenn. 45 38											

B  
e  
l  
m  
o  
n  
t

Non-Div I Games:

Bel mont

Average RPI Win: **281**  
 Average RPI Loss: **179**

WON-LOST  
RECORD

WINNING  
PCT. RANK

LAST 10  
GAMES

STRENGTH OF  
SCHEDULE

OPP. STRENGTH  
OF SCHEDULE

TEAM  
RPI

ADJ.  
RPI

CONF.  
RPI

ADJ CONF.  
RPI

DIV. I ONLY	3- 3	163	0- 0	322	204	242	242	32	32
DIV. I NON-CONF.	3- 3	163	0- 0	322	204	242	242	32	32
<hr/>									
TOTALS	RPI 1-25	RPI 26-50	W-L RECORDS	RPI 51-100	RPI 101-150	RPI 150+			
3- 3	0- 0	0- 0	OVERALL	0- 1	0- 0	3- 2			
2- 0	0- 0	0- 0	HOME	0- 0	0- 0	2- 0			
1- 3	0- 0	0- 0	AWAY	0- 1	0- 0	1- 2			
0- 0	0- 0	0- 0	NEUTRAL	0- 0	0- 0	0- 0			
3- 3	0- 0	0- 0	NON-CONFERENCE	0- 1	0- 0	3- 2			
2- 0	0- 0	0- 0	HOME	0- 0	0- 0	2- 0			
1- 3	0- 0	0- 0	AWAY	0- 1	0- 0	1- 2			
0- 0	0- 0	0- 0	NEUTRAL	0- 0	0- 0	0- 0			
0- 0	0- 0	0- 0	CONFERENCE	0- 0	0- 0	0- 0			
0- 0	0- 0	0- 0	HOME	0- 0	0- 0	0- 0			
0- 0	0- 0	0- 0	AWAY	0- 0	0- 0	0- 0			
0- 0	0- 0	0- 0	NEUTRAL	0- 0	0- 0	0- 0			

RPI 1-25				RPI 26-50				RPI 51-100				RPI 101+ Team's RPI: 242					
RPI	S	Opponent	Score	RPI	S	Opponent	Score	RPI	S	Opponent	Score	RPI	S	Opponent	Score		
								97	A	South Fla.	39	88	197	A	Florida	53	64
												235	A	Jacksonville	58	56	
												243	A	Ga. Southern	76	77	
												281	H	Liberty	81	76	
												328	H	FIU	68	57	
LAST 12 Division I GAMES:																	
				197	A	Florida	53	64	328	H	FIU	68	57				
				235	A	Jacksonville	58	56	97	A	South Fla.	39	88				
				243	A	Ga. Southern	76	77	281	H	Liberty	81	76				

Non-Div I Games: Flagler 74 59 Edward Waters 73 46

Bethune-Cookman

Loss, Non-Conf, S Site, H Home A Away N Neutral



Average RPI Win:	296	WON-LOST	WINNING	LAST 10	STRENGTH OF	OPP. STRENGTH	TEAM	ADJ.	CONF.	ADJ CONF.
Average RPI Loss:	218	RECORD	PCT. RANK	GAMES	SCHEDULE	OF SCHEDULE	RPI	RPI	RPI	RPI
DIV. I ONLY	3- 5	218	0- 1	232	340	300	300	25	25	
DIV. I NON-CONF.	3- 5	218	0- 1	232	340	300	300	25	25	
-----										
TOTALS	RPI 1-25	RPI 26-50	W-L RECORDS	RPI 51-100	RPI 101-150	RPI 150+				
3- 5	0- 0	0- 0	OVERALL	0- 1	0- 1	3- 3				
3- 2	0- 0	0- 0	HOME	0- 0	0- 1	3- 1				
0- 3	0- 0	0- 0	AWAY	0- 1	0- 0	0- 2				
0- 0	0- 0	0- 0	NEUTRAL	0- 0	0- 0	0- 0				
3- 5	0- 0	0- 0	NON-CONFERENCE	0- 1	0- 1	3- 3				
3- 2	0- 0	0- 0	HOME	0- 0	0- 1	3- 1				
0- 3	0- 0	0- 0	AWAY	0- 1	0- 0	0- 2				
0- 0	0- 0	0- 0	NEUTRAL	0- 0	0- 0	0- 0				
0- 0	0- 0	0- 0	CONFERENCE	0- 0	0- 0	0- 0				
0- 0	0- 0	0- 0	HOME	0- 0	0- 0	0- 0				
0- 0	0- 0	0- 0	AWAY	0- 0	0- 0	0- 0				
0- 0	0- 0	0- 0	NEUTRAL	0- 0	0- 0	0- 0				

RPI 1-25				RPI 26-50				RPI 51-100				RPI 101+				Team's RPI: 300	
RPI	S	Opponent	Score	RPI	S	Opponent	Score	RPI	S	Opponent	Score	RPI	S	Opponent	Score		
								78	A	Ohio	49	86	150	H	Lehigh	55	65
												238	H	Rider	57	62	
												249	H	Cornell	72	61	
												301	H	Army West Point	60	47	
												306	A	Niagara	72	79	
												319	A	Lafayette	50	59	
												338	H	Fairleigh Dickinson	73	54	
-----																	
LAST 12 Division I GAMES:																	
301	H	Army West Point	60	47	238	H	Rider	57	62								
150	H	Lehigh	55	65	306	A	Niagara	72	79								
78	A	Ohio	49	86	338	H	Fairleigh Dickinson	73	54								
319	A	Lafayette	50	59													
249	H	Cornell	72	61													

Non-Div I Games: Charleston (WV) 69 62 Caldwell 73 54

Binghamton

Average RPI Win: 173

Average RPI Loss: 93

WON-LOST  
RECORDWINNING  
PCT. RANKLAST 10  
GAMESSTRENGTH OF  
SCHEDULEOPP. STRENGTH  
OF SCHEDULETEAM  
RPIADJ.  
RPICONF.  
RPIADJ CONF.  
RPIDIV. I ONLY  
DIV. I NON-CONF.4- 2  
4- 297  
971- 0  
1- 0166  
16638  
38114  
114114  
1149  
99  
9

TOTALS

RPI 1-25

RPI 26-50

W-L RECORDS

RPI 51-100

RPI 101-150

RPI 150+

4- 2

0- 1

0- 0

OVERALL

0- 0

2- 0

2- 1

2- 1

0- 1

0- 0

HOME

0- 0

1- 0

1- 0

0- 1

0- 0

0- 0

AWAY

0- 0

0- 0

0- 1

2- 0

0- 0

0- 0

NEUTRAL

0- 0

1- 0

1- 0

4- 2

0- 1

0- 0

NON-CONFERENCE

0- 0

2- 0

2- 1

2- 1

0- 1

0- 0

HOME

0- 0

1- 0

1- 0

0- 1

0- 0

0- 0

AWAY

0- 0

0- 0

0- 1

2- 0

0- 0

0- 0

NEUTRAL

0- 0

1- 0

1- 0

0- 0

0- 0

0- 0

CONFERENCE

0- 0

0- 0

0- 0

0- 0

0- 0

0- 0

HOME

0- 0

0- 0

0- 0

0- 0

0- 0

0- 0

AWAY

0- 0

0- 0

0- 0

0- 0

0- 0

0- 0

NEUTRAL

0- 0

0- 0

0- 0

RPI 1-25

RPI 26-50

RPI 51-100

RPI 101+

Team's RPI: 114

RPI	S	Opponent	Score
5	H	Louisville	55 74

RPI	S	Opponent	Score
-----	---	----------	-------

RPI	S	Opponent	Score
-----	---	----------	-------

RPI	S	Opponent	Score
103	N	UNI	61 60
135	H	CSUN	74 63
181	A	Washington St.	71 95
204	N	Idaho	91 85
250	H	Eastern Wash.	67 55

LAST 12 Division I GAMES:

250	H	Eastern Wash.	67	55	181	A	Washington St.	71	95
					103	N	UNI	61	60
					204	N	Idaho	91	85
					5	H	Louisville	55	74
					135	H	CSUN	74	63

Non-Div I Games: Southern Ore. 91 46 Northwest Chrst. 93 26

Boi se St.

Average RPI Win: 234		WON-LOST		WINNING		LAST 10		STRENGTH OF		OPP. STRENGTH		TEAM		ADJ.		CONF.		ADJ CONF.	
Average RPI Loss: 79		RECORD		PCT. RANK		GAMES		SCHEDULE		OF SCHEDULE		RPI		RPI		RPI		RPI	
DIV. I ONLY		8- 2		45		1- 0		212		200		127		127		1		1	
DIV. I NON-CONF.		8- 2		45		1- 0		212		200		127		127		1		1	
TOTALS		RPI 1-25		RPI 26-50		W-L RECORDS		RPI 51-100		RPI 101-150		RPI 150+							
8- 2		0- 1		0- 0		OVERALL		0- 0		2- 1		6- 0							
4- 2		0- 1		0- 0		HOME		0- 0		0- 1		4- 0							
2- 0		0- 0		0- 0		AWAY		0- 0		2- 0		0- 0							
2- 0		0- 0		0- 0		NEUTRAL		0- 0		0- 0		2- 0							
8- 2		0- 1		0- 0		NON-CONFERENCE		0- 0		2- 1		6- 0							
4- 2		0- 1		0- 0		HOME		0- 0		0- 1		4- 0							
2- 0		0- 0		0- 0		AWAY		0- 0		2- 0		0- 0							
2- 0		0- 0		0- 0		NEUTRAL		0- 0		0- 0		2- 0							
0- 0		0- 0		0- 0		CONFERENCE		0- 0		0- 0		0- 0							
0- 0		0- 0		0- 0		HOME		0- 0		0- 0		0- 0							
0- 0		0- 0		0- 0		AWAY		0- 0		0- 0		0- 0							
0- 0		0- 0		0- 0		NEUTRAL		0- 0		0- 0		0- 0							

RPI 1-25				RPI 26-50				RPI 51-100				RPI 101+ Team's RPI: 127			
RPI	S	Opponent	Score	RPI	S	Opponent	Score	RPI	S	Opponent	Score	RPI	S	Opponent	Score
25	H	Minnesota	69 77									129	A	Houston	64 57
												132	H	Provi dence	57 61
												144	A	Rhode Island	88 64
												208	H	Holy Cross	89 63
												238	N	Ri der	112 61
												276	H	Bryant	83 46
												278	H	Saint Peter' s	89 57
												284	H	Col umbi a	74 60
												311	N	Loyol a Maryl and	73 47
-----															
LAST 12 Division I GAMES:															
25	H	Minnesota	69 77	238	N	Ri der	112 61								
276	H	Bryant	83 46	208	H	Holy Cross	89 63								
284	H	Col umbi a	74 60	278	H	Saint Peter' s	89 57								
132	H	Provi dence	57 61	144	A	Rhode Island	88 64								
311	N	Loyol a Maryl and	73 47												
129	A	Houston	64 57												

Non-Div I Games:

Boston College

Average RPI	Win:	245	WON-LOST	WINNING	LAST 10	STRENGTH OF	OPP. STRENGTH	TEAM	ADJ.	CONF.	ADJ CONF.
Average RPI	Loss:	142	RECORD	PCT. RANK	GAMES	SCHEDULE	OF SCHEDULE	RPI	RPI	RPI	RPI
DIV. I ONLY		4- 4		163	0- 1	138	257	171	171	22	22
DIV. I NON-CONF.		4- 4		163	0- 1	138	257	171	171	22	22
-----											
TOTALS	RPI 1-25		RPI 26-50		W-L RECORDS	RPI 51-100		RPI 101-150		RPI 150+	
4- 4	0- 0		0- 1		OVERALL	0- 0		0- 1		4- 2	
4- 0	0- 0		0- 0		HOME	0- 0		0- 0		4- 0	
0- 4	0- 0		0- 1		AWAY	0- 0		0- 1		0- 2	
0- 0	0- 0		0- 0		NEUTRAL	0- 0		0- 0		0- 0	
4- 4	0- 0		0- 1		NON-CONFERENCE	0- 0		0- 1		4- 2	
4- 0	0- 0		0- 0		HOME	0- 0		0- 0		4- 0	
0- 4	0- 0		0- 1		AWAY	0- 0		0- 1		0- 2	
0- 0	0- 0		0- 0		NEUTRAL	0- 0		0- 0		0- 0	
0- 0	0- 0		0- 0		CONFERENCE	0- 0		0- 0		0- 0	
0- 0	0- 0		0- 0		HOME	0- 0		0- 0		0- 0	
0- 0	0- 0		0- 0		AWAY	0- 0		0- 0		0- 0	
0- 0	0- 0		0- 0		NEUTRAL	0- 0		0- 0		0- 0	

RPI 1-25				RPI 26-50				RPI 51-100				RPI 101+				Team's RPI: 171
RPI	S	Opponent	Score	RPI	S	Opponent	Score	RPI	S	Opponent	Score	RPI	S	Opponent	Score	
				30	A	Northeastern	51 81					123	A	Marist	57 68	
												179	A	Massachusetts	55 66	
												206	H	Del aware	72 61	
												236	H	Brown	72 51	
												237	A	Dartmouth	44 64	
												263	H	New Hampshire	60 39	
												276	H	Bryant	67 65	
-----																
LAST 12 Division I GAMES:																
				263	H	New Hampshire	60 39	179	A	Massachusetts	55 66					
				276	H	Bryant	67 65	237	A	Dartmouth	44 64					
				123	A	Marist	57 68	206	H	Del aware	72 61					
				236	H	Brown	72 51									
				30	A	Northeastern	51 81									

Non-Div I Games:

Boston U.

## Bowling Green

Through Games Of Dec. 14, 2018

Average RPI Win:	275	WON-LOST	WINNING	LAST 10	STRENGTH OF	OPP. STRENGTH	TEAM	ADJ.	CONF.	ADJ CONF.
Average RPI Loss:	105	RECORD	PCT. RANK	GAMES	SCHEDULE	OF SCHEDULE	RPI	RPI	RPI	RPI
DIV. I ONLY	4- 4	163	1- 0	101	290	142	142	10	10	
DIV. I NON-CONF.	4- 4	163	1- 0	101	290	142	142	10	10	
-----										
TOTALS	RPI 1-25	RPI 26-50	W-L RECORDS	RPI 51-100	RPI 101-150	RPI 150+				
4- 4	0- 0	0- 1	OVERALL	0- 1	0- 1	4- 1				
3- 0	0- 0	0- 0	HOME	0- 0	0- 0	3- 0				
1- 3	0- 0	0- 1	AWAY	0- 1	0- 0	1- 1				
0- 1	0- 0	0- 0	NEUTRAL	0- 0	0- 1	0- 0				
4- 4	0- 0	0- 1	NON-CONFERENCE	0- 1	0- 1	4- 1				
3- 0	0- 0	0- 0	HOME	0- 0	0- 0	3- 0				
1- 3	0- 0	0- 1	AWAY	0- 1	0- 0	1- 1				
0- 1	0- 0	0- 0	NEUTRAL	0- 0	0- 1	0- 0				
0- 0	0- 0	0- 0	CONFERENCE	0- 0	0- 0	0- 0				
0- 0	0- 0	0- 0	HOME	0- 0	0- 0	0- 0				
0- 0	0- 0	0- 0	AWAY	0- 0	0- 0	0- 0				
0- 0	0- 0	0- 0	NEUTRAL	0- 0	0- 0	0- 0				

RPI	S	Opponent	Score	RPI	S	Opponent	Score	RPI	S	Opponent	Score	RPI	S	Opponent	Score	Team's RPI: 142
28	A	Michigan St.	69 99	56	A	Xavier	49 65	140	N	Mercer	63 76	169	H	Loyola Chi cago	88 74	
								194	A	Coastal Caro.	80 81	288	H	Robert Morris	61 60	
								310	H	Marshall	99 76	331	A	Canisius	74 53	
-----																
LAST 12 Division I GAMES:																
331	A	Canisius	74 53	56	A	Xavier	49 65	140	N	Mercer	63 76	169	H	Loyola Chi cago	88 74	
28	A	Michigan St.	69 99					194	A	Coastal Caro.	80 81	288	H	Robert Morris	61 60	
								310	H	Marshall	99 76					

Non-Div I Games:

Bowling Green

Loss, 
Non-Conf, S Site, H Home
A Away 
N Neutral

Average RPI Win: 230

Average RPI Loss: 0

WON-LOST  
RECORDWINNING  
PCT. RANKLAST 10  
GAMESSTRENGTH OF  
SCHEDULEOPP. STRENGTH  
OF SCHEDULETEAM  
RPIADJ.  
RPICONF.  
RPIADJ CONF.  
RPIDIV. I ONLY  
DIV. I NON-CONF.7- 0  
7- 01  
11- 0  
1- 0334  
33473  
73104  
104104  
10414  
1414  
14

TOTALS

RPI 1-25

RPI 26-50

W-L RECORDS

RPI 51-100

RPI 101-150

RPI 150+

7- 0  
4- 0  
2- 0  
1- 00- 0  
0- 0  
0- 0  
0- 00- 0  
0- 0  
0- 0  
0- 0OVERALL  
HOME  
AWAY  
NEUTRAL0- 0  
0- 0  
0- 0  
0- 00- 0  
0- 0  
0- 0  
0- 07- 0  
4- 0  
2- 0  
1- 07- 0  
4- 0  
2- 0  
1- 00- 0  
0- 0  
0- 0  
0- 00- 0  
0- 0  
0- 0  
0- 0NON-CONFERENCE  
HOME  
AWAY  
NEUTRAL0- 0  
0- 0  
0- 0  
0- 00- 0  
0- 0  
0- 0  
0- 07- 0  
4- 0  
2- 0  
1- 00- 0  
0- 0  
0- 0  
0- 00- 0  
0- 0  
0- 0  
0- 00- 0  
0- 0  
0- 0  
0- 0CONFERENCE  
HOME  
AWAY  
NEUTRAL0- 0  
0- 0  
0- 0  
0- 00- 0  
0- 0  
0- 0  
0- 00- 0  
0- 0  
0- 0  
0- 0

RPI 1-25

RPI 26-50

RPI 51-100

RPI 101+

Team's RPI: 104

RPI S Opponent Score

RPI S Opponent Score

RPI S Opponent Score

RPI S Opponent Score

191	H	SE	Southeast Mo. St.	85	79
206	N	DE	Delaware	59	47
225	H	OK	Oakland	73	64
231	H	EA	Eastern Ill.	67	64
247	A	FL	Fla. Atlantic	80	59
251	H	WE	Western Ill.	82	68
258	A	OM	Omaha	80	60

LAST 12 Division I GAMES:

247	A	FL	Fla. Atlantic	80	59	206	N	DE	Delaware	59	47
258	A	OM	Omaha	80	60	191	H	SE	Southeast Mo. St.	85	79
251	H	WE	Western Ill.	82	68						
225	H	OK	Oakland	73	64						
231	H	EA	Eastern Ill.	67	64						

Bradley

Bradley

Non-Div I Games: Rockhurst 83 40

Bradley

Loss, Non-Conf, S Site, H Home A Away N Neutral

Average RPI Win:	253	WON-LOST	WINNING	LAST 10	STRENGTH OF	OPP. STRENGTH	TEAM	ADJ.	CONF.	ADJ CONF.
Average RPI Loss:	147	RECORD	PCT. RANK	GAMES	SCHEDULE	OF SCHEDULE	RPI	RPI	RPI	RPI
DIV. I ONLY	5- 6	190	0- 1	256	178	236	236	17	17	
DIV. I NON-CONF.	5- 6	190	0- 1	256	178	236	236	17	17	
-----										
TOTALS	RPI 1-25	RPI 26-50	W-L RECORDS	RPI 51-100	RPI 101-150	RPI 150+				
5- 6	0- 0	0- 0	OVERALL	0- 2	0- 1	5- 3				
3- 2	0- 0	0- 0	HOME	0- 1	0- 0	3- 1				
1- 4	0- 0	0- 0	AWAY	0- 1	0- 1	1- 2				
1- 0	0- 0	0- 0	NEUTRAL	0- 0	0- 0	1- 0				
5- 6	0- 0	0- 0	NON-CONFERENCE	0- 2	0- 1	5- 3				
3- 2	0- 0	0- 0	HOME	0- 1	0- 0	3- 1				
1- 4	0- 0	0- 0	AWAY	0- 1	0- 1	1- 2				
1- 0	0- 0	0- 0	NEUTRAL	0- 0	0- 0	1- 0				
0- 0	0- 0	0- 0	CONFERENCE	0- 0	0- 0	0- 0				
0- 0	0- 0	0- 0	HOME	0- 0	0- 0	0- 0				
0- 0	0- 0	0- 0	AWAY	0- 0	0- 0	0- 0				
0- 0	0- 0	0- 0	NEUTRAL	0- 0	0- 0	0- 0				

RPI 1-25				RPI 26-50				RPI 51-100				RPI 101+ Team's RPI: 236			
RPI	S	Opponent	Score	RPI	S	Opponent	Score	RPI	S	Opponent	Score	RPI	S	Opponent	Score
								54	A	Maine	96	144	A	Rhode Island	67
								55	H	Bucknell	78	171	A	Boston U.	51
												179	H	Massachusetts	61
												208	A	Holy Cross	89
												253	H	Fairfield	68
												263	H	New Hampshire	76
												264	H	Central Conn. St.	68
												276	A	Bryant	57
												276	N	Bryant	84
-----															
LAST 12 Division I GAMES:															
179	H	Massachusetts	61	90	144	A	Rhode Island	67	72	54	A	Maine	96	102	
253	H	Fairfield	68	49	276	N	Bryant	84	68	55	H	Bucknell	78	91	
208	A	Holy Cross	89	85	264	H	Central Conn. St.	68	63						
263	H	New Hampshire	76	70											
171	A	Boston U.	51	72											
276	A	Bryant	57	75											

Non-Div I Games: Johnson &amp; Wales (RI) 78 46

Brown

Average RPI Win: **277**  
 Average RPI Loss: **163**

WON-LOST  
RECORD

WINNING  
PCT. RANK

LAST 10  
GAMES

STRENGTH OF  
SCHEDULE

OPP. STRENGTH  
OF SCHEDULE

TEAM  
RPI

ADJ.  
RPI

CONF.  
RPI

ADJ CONF.  
RPI

DIV. I ONLY	2- 8	286	0- 1	186	214	276	276	31	31
DIV. I NON-CONF.	2- 8	286	0- 1	186	214	276	276	31	31
-----									
TOTALS	RPI 1-25	RPI 26-50	W-L RECORDS	RPI 51-100	RPI 101-150	RPI 150+			
2- 8	0- 0	0- 0	OVERALL	0- 1	0- 3	2- 4			
1- 1	0- 0	0- 0	HOME	0- 1	0- 0	1- 0			
1- 5	0- 0	0- 0	AWAY	0- 0	0- 2	1- 3			
0- 2	0- 0	0- 0	NEUTRAL	0- 0	0- 1	0- 1			
2- 8	0- 0	0- 0	NON-CONFERENCE	0- 1	0- 3	2- 4			
1- 1	0- 0	0- 0	HOME	0- 1	0- 0	1- 0			
1- 5	0- 0	0- 0	AWAY	0- 0	0- 2	1- 3			
0- 2	0- 0	0- 0	NEUTRAL	0- 0	0- 1	0- 1			
0- 0	0- 0	0- 0	CONFERENCE	0- 0	0- 0	0- 0			
0- 0	0- 0	0- 0	HOME	0- 0	0- 0	0- 0			
0- 0	0- 0	0- 0	AWAY	0- 0	0- 0	0- 0			
0- 0	0- 0	0- 0	NEUTRAL	0- 0	0- 0	0- 0			

RPI 1-25				RPI 26-50				RPI 51-100				RPI 101+				Team's RPI: 276
RPI	S	Opponent	Score	RPI	S	Opponent	Score	RPI	S	Opponent	Score	RPI	S	Opponent	Score	
								54	H	Maine	57	74				
												118	A	Hartford	57	67
												127	A	Boston College	46	83
												132	N	Providence	64	72
												171	A	Boston U.	65	67
												199	A	West Virginia	48	94
												236	H	Brown	75	57
												236	N	Brown	68	84
												263	A	New Hampshire	74	79
												317	A	UMass Lowell	58	57
LAST 12 Division I GAMES:																
171	A	Boston U.	65	67	132	N	Providence	64	72							
199	A	West Virginia	48	94	118	A	Hartford	57	67							
54	H	Maine	57	74	127	A	Boston College	46	83							
236	H	Brown	75	57	236	N	Brown	68	84							
317	A	UMass Lowell	58	57	263	A	New Hampshire	74	79							

Non-Div I Games:

Bryant



Average RPI	Win:	206	WON-LOST	WINNING	LAST 10	STRENGTH OF	OPP. STRENGTH	TEAM	ADJ.	CONF.	ADJ CONF.
Average RPI	Loss:	79	RECORD	PCT. RANK	GAMES	SCHEDULE	OF SCHEDULE	RPI	RPI	RPI	RPI
DIV. I ONLY		7- 2		51	1- 0	208	84	55	55	22	22
DIV. I NON-CONF.		7- 2		51	1- 0	208	84	55	55	22	22
-----											
TOTALS	RPI 1-25		RPI 26-50		W-L RECORDS	RPI 51-100		RPI 101-150		RPI 150+	
7- 2	0- 1		0- 0		OVERALL	1- 0		0- 1		6- 0	
2- 0	0- 0		0- 0		HOME	1- 0		0- 0		1- 0	
3- 2	0- 1		0- 0		AWAY	0- 0		0- 1		3- 0	
2- 0	0- 0		0- 0		NEUTRAL	0- 0		0- 0		2- 0	
7- 2	0- 1		0- 0		NON-CONFERENCE	1- 0		0- 1		6- 0	
2- 0	0- 0		0- 0		HOME	1- 0		0- 0		1- 0	
3- 2	0- 1		0- 0		AWAY	0- 0		0- 1		3- 0	
2- 0	0- 0		0- 0		NEUTRAL	0- 0		0- 0		2- 0	
0- 0	0- 0		0- 0		CONFERENCE	0- 0		0- 0		0- 0	
0- 0	0- 0		0- 0		HOME	0- 0		0- 0		0- 0	
0- 0	0- 0		0- 0		AWAY	0- 0		0- 0		0- 0	
0- 0	0- 0		0- 0		NEUTRAL	0- 0		0- 0		0- 0	

RPI 1-25	RPI 26-50	RPI 51-100	Team's RPI: 55	RPI 101+
RPI S Opponent Score	RPI S Opponent Score	RPI S Opponent Score		RPI S Opponent Score
10 A Syracuse 56 70		67 H Quinnipiac 75 58		148 A Drexel 42 64
				179 N Massachusetts 77 58
				213 A Monmouth 70 32
				236 A Brown 91 78
				241 A St. Bonaventure 77 46
				253 N Fairfield 77 54
				255 H Iona 81 43
LAST 12 Division I GAMES:				
255 H Iona 81 43	241 A St. Bonaventure 77 46			
67 H Quinnipiac 75 58	236 A Brown 91 78			
213 A Monmouth 70 32	253 N Fairfield 77 54			
	179 N Massachusetts 77 58			
	10 A Syracuse 56 70			
	148 A Drexel 42 64			

Non-Div I Games:

Bucknell I

Average RPI Win: 237

Average RPI Loss: 50

WON-LOST  
RECORDWINNING  
PCT. RANKLAST 10  
GAMESSTRENGTH OF  
SCHEDULEOPP. STRENGTH  
OF SCHEDULETEAM  
RPIADJ.  
RPICONF.  
RPIADJ CONF.  
RPIDIV. I ONLY  
DIV. I NON-CONF.6- 2  
6- 269  
690- 1  
0- 1298  
29872  
72117  
117117  
11710  
1010  
10

TOTALS

RPI 1-25

RPI 26-50

W-L RECORDS

RPI 51-100

RPI 101-150

RPI 150+

6- 2 1- 1  
1- 0 0- 0  
3- 2 0- 1  
2- 0 1- 00- 0  
0- 0  
0- 0  
0- 0OVERALL  
HOME  
AWAY  
NEUTRAL0- 1  
0- 0  
0- 1  
0- 00- 0  
0- 0  
0- 0  
0- 05- 0  
1- 0  
3- 0  
1- 06- 2 1- 1  
1- 0 0- 0  
3- 2 0- 1  
2- 0 1- 00- 0  
0- 0  
0- 0  
0- 0NON-CONFERENCE  
HOME  
AWAY  
NEUTRAL0- 1  
0- 0  
0- 1  
0- 00- 0  
0- 0  
0- 0  
0- 05- 0  
1- 0  
3- 0  
1- 00- 0 0- 0  
0- 0 0- 0  
0- 0 0- 0  
0- 0 0- 00- 0  
0- 0  
0- 0  
0- 0CONFERENCE  
HOME  
AWAY  
NEUTRAL0- 0  
0- 0  
0- 0  
0- 00- 0  
0- 0  
0- 0  
0- 00- 0  
0- 0  
0- 0  
0- 0

RPI 1-25

RPI 26-50

RPI 51-100

RPI 101+

Team's RPI: 117

RPI	S	Opponent	Score
6	A	Oregon	82 102
23	N	South Dakota St.	61 55

RPI	S	Opponent	Score
94	A	Dayton	59 72

RPI	S	Opponent	Score
94	A	Dayton	59 72

RPI	S	Opponent	Score
167	N	Georgetown	73 64
264	A	Central Conn. St.	82 69
306	H	Niagara	88 61
331	A	Canisius	84 66
333	A	UMES	69 63

LAST 12 Division I GAMES:

94	A	Dayton	59	72	167	N	Georgetown	73	64
331	A	Canisius	84	66	6	A	Oregon	82	102
264	A	Central Conn. St.	82	69	306	H	Niagara	88	61
23	N	South Dakota St.	61	55	333	A	UMES	69	63

Non-Div I Games:

Buffalo

■ Loss, 
 ■ Non-Conf, S Site, 
 ■ Home 
 ■ Away 
 N Neutral

Butler

Butler				Through Games Of Dec. 14, 2018								
Average RPI	Win:	269	WON-LOST	WINNING	LAST 10	STRENGTH OF	OPP. STRENGTH	TEAM	ADJ.	CONF.	ADJ CONF.	
Average RPI	Loss:	15	RECORD	PCT. RANK	GAMES	SCHEDULE	OF SCHEDULE	RPI	RPI	RPI	RPI	
DIV. I ONLY			7- 1	30	1- 0	203	288	66	66	4	4	
DIV. I NON-CONF.			7- 1	30	1- 0	203	288	66	66	4	4	
-----												
TOTALS		RPI 1-25		RPI 26-50		W-L RECORDS		RPI 51-100		RPI 101-150		RPI 150+
7- 1		0- 1		0- 0		OVERALL		0- 0		0- 0		7- 0
6- 0		0- 0		0- 0		HOME		0- 0		0- 0		6- 0
1- 1		0- 1		0- 0		AWAY		0- 0		0- 0		1- 0
0- 0		0- 0		0- 0		NEUTRAL		0- 0		0- 0		0- 0
7- 1		0- 1		0- 0		NON-CONFERENCE		0- 0		0- 0		7- 0
6- 0		0- 0		0- 0		HOME		0- 0		0- 0		6- 0
1- 1		0- 1		0- 0		AWAY		0- 0		0- 0		1- 0
0- 0		0- 0		0- 0		NEUTRAL		0- 0		0- 0		0- 0
0- 0		0- 0		0- 0		CONFERENCE		0- 0		0- 0		0- 0
0- 0		0- 0		0- 0		HOME		0- 0		0- 0		0- 0
0- 0		0- 0		0- 0		AWAY		0- 0		0- 0		0- 0
0- 0		0- 0		0- 0		NEUTRAL		0- 0		0- 0		0- 0

Butler

RPI 1-25				RPI 26-50				RPI 51-100 Team's RPI: 66				RPI 101+			
RPI	S	Opponent	Score	RPI	S	Opponent	Score	RPI	S	Opponent	Score	RPI	S	Opponent	Score
15	A	Indiana	46 66									227	A	Akron	63 47
												231	H	Eastern Ill.	72 37
												251	H	Western Ill.	92 51
												257	H	Illinois St.	58 56
												295	H	Ball St.	64 47
												307	H	Murray St.	86 65
												317	H	UMass Lowell	89 36
-----															
LAST 12 Division I GAMES:															
295	H	Ball St.	64 47	227	A	Akron	63 47								
257	H	Illinois St.	58 56	15	A	Indiana	46 66								
317	H	UMass Lowell	89 36												
251	H	Western Ill.	92 51												
307	H	Murray St.	86 65												
231	H	Eastern Ill.	72 37												

Non-Div I Games:

Butler

Average RPI Win:	203	WON-LOST	WINNING	LAST 10	STRENGTH OF	OPP. STRENGTH	TEAM	ADJ.	CONF.	ADJ CONF.
Average RPI Loss:	241	RECORD	PCT. RANK	GAMES	SCHEDULE	OF SCHEDULE	RPI	RPI	RPI	RPI

DIV. I ONLY	2- 5	257	0- 1	275	267	274	274	30	30
DIV. I NON-CONF.	2- 5	257	0- 1	275	267	274	274	30	30
-----									
TOTALS	RPI 1-25	RPI 26-50	W-L RECORDS	RPI 51-100	RPI 101-150	RPI 150+			
2- 5	0- 0	0- 0	OVERALL	0- 0	1- 0	1- 5			
1- 0	0- 0	0- 0	HOME	0- 0	1- 0	0- 0			
1- 5	0- 0	0- 0	AWAY	0- 0	0- 0	1- 5			
0- 0	0- 0	0- 0	NEUTRAL	0- 0	0- 0	0- 0			
2- 5	0- 0	0- 0	NON-CONFERENCE	0- 0	1- 0	1- 5			
1- 0	0- 0	0- 0	HOME	0- 0	1- 0	0- 0			
1- 5	0- 0	0- 0	AWAY	0- 0	0- 0	1- 5			
0- 0	0- 0	0- 0	NEUTRAL	0- 0	0- 0	0- 0			
0- 0	0- 0	0- 0	CONFERENCE	0- 0	0- 0	0- 0			
0- 0	0- 0	0- 0	HOME	0- 0	0- 0	0- 0			
0- 0	0- 0	0- 0	AWAY	0- 0	0- 0	0- 0			
0- 0	0- 0	0- 0	NEUTRAL	0- 0	0- 0	0- 0			

RPI 1-25				RPI 26-50				RPI 51-100				RPI 101+ Team's RPI: 274			
RPI	S	Opponent	Score	RPI	S	Opponent	Score	RPI	S	Opponent	Score	RPI	S	Opponent	Score
												108	H	Wright St.	76 74
												201	A	Cal St. Fullerton	56 64
												203	A	UC Irvine	78 85
												229	A	San Jose St.	72 82
												258	A	Omaha	46 53
												297	A	UC Santa Barbara	56 48
												312	A	UTEP	47 53
-----															
LAST 12 Division I GAMES:															
				108	H	Wright St.	76 74	258	A	Omaha	46 53				
								201	A	Cal St. Fullerton	56 64				
								203	A	UC Irvine	78 85				
								229	A	San Jose St.	72 82				
								312	A	UTEP	47 53				
								297	A	UC Santa Barbara	56 48				

Non-Div I Games: Whittier 74 46 Westcliff 91 37

Average RPI Win: 207  
Average RPI Loss: 96

WON-LOST  
RECORD

WINNING  
PCT. RANK

LAST 10  
GAMES

STRENGTH OF  
SCHEDULE

OPP. STRENGTH  
OF SCHEDULE

TEAM  
RPI

ADJ.  
RPI

CONF.  
RPI

ADJ CONF.  
RPI

DIV. I ONLY	5- 6	190	0- 1	97	104	135	135	21	21
DIV. I NON-CONF.	5- 6	190	0- 1	97	104	135	135	21	21
TOTALS	RPI 1-25	RPI 26-50	W-L RECORDS	RPI 51-100	RPI 101-150	RPI 150+			
5- 6	0- 2	0- 0	OVERALL	0- 1	1- 1	4- 2			
3- 2	0- 0	0- 0	HOME	0- 1	0- 0	3- 1			
2- 4	0- 2	0- 0	AWAY	0- 0	1- 1	1- 1			
0- 0	0- 0	0- 0	NEUTRAL	0- 0	0- 0	0- 0			
5- 6	0- 2	0- 0	NON-CONFERENCE	0- 1	1- 1	4- 2			
3- 2	0- 0	0- 0	HOME	0- 1	0- 0	3- 1			
2- 4	0- 2	0- 0	AWAY	0- 0	1- 1	1- 1			
0- 0	0- 0	0- 0	NEUTRAL	0- 0	0- 0	0- 0			
0- 0	0- 0	0- 0	CONFERENCE	0- 0	0- 0	0- 0			
0- 0	0- 0	0- 0	HOME	0- 0	0- 0	0- 0			
0- 0	0- 0	0- 0	AWAY	0- 0	0- 0	0- 0			
0- 0	0- 0	0- 0	NEUTRAL	0- 0	0- 0	0- 0			

RPI	S	Opponent	Score	RPI	S	Opponent	Score	RPI	S	Opponent	Score	RPI	S	Opponent	Score	Team's RPI: 135
3	A	Cal i forni a	42 67					93	H	Loyol a Marymount	53 72	114	A	Boise St.	63 74	
9	A	Drake	63 73									141	A	Santa Clara	53 38	
												153	H	Harvard	55 75	
												160	H	San Diego St.	77 74	
												181	H	Washington St.	65 52	
												204	A	Idaho	73 88	
												258	A	Omaha	64 52	
												294	H	Cal i forni a Baptist	73 67	
LAST 12 Division I GAMES:																
153	H	Harvard	55 75	294	H	Cal i forni a Baptist	73 67									
160	H	San Diego St.	77 74	181	H	Washington St.	65 52									
93	H	Loyol a Marymount	53 72	9	A	Drake	63 73									
3	A	Cal i forni a	42 67	258	A	Omaha	64 52									
141	A	Santa Clara	53 38	114	A	Boise St.	63 74									
				204	A	Idaho	73 88									

Non-Div I Games:

CSUN

C  
a  
l  
P  
o  
l  
y

Cal Poly		Through Games Of Dec. 14, 2018									
Average RPI	Win: 250	WON-LOST	WINNING	LAST 10	STRENGTH OF	OPP. STRENGTH	TEAM	ADJ.	CONF.	ADJ	CONF.
Average RPI	Loss: 145	RECORD	PCT. RANK	GAMES	SCHEDULE	OF SCHEDULE	RPI	RPI	RPI	RPI	RPI
DIV. I ONLY		1- 7	308	0- 1	170	205	309	309	21	21	
DIV. I NON-CONF.		1- 7	308	0- 1	170	205	309	309	21	21	
-----											
TOTALS		RPI 1-25	RPI 26-50	W-L RECORDS		RPI 51-100	RPI 101-150	RPI 150+			
1- 7	0- 0		0- 1	OVERALL		0- 1	0- 3	1- 2			
1- 3	0- 0		0- 1	HOME		0- 0	0- 2	1- 0			
0- 3	0- 0		0- 0	AWAY		0- 1	0- 1	0- 1			
0- 1	0- 0		0- 0	NEUTRAL		0- 0	0- 0	0- 1			
1- 7	0- 0		0- 1	NON-CONFERENCE		0- 1	0- 3	1- 2			
1- 3	0- 0		0- 1	HOME		0- 0	0- 2	1- 0			
0- 3	0- 0		0- 0	AWAY		0- 1	0- 1	0- 1			
0- 1	0- 0		0- 0	NEUTRAL		0- 0	0- 0	0- 1			
0- 0	0- 0		0- 0	CONFERENCE		0- 0	0- 0	0- 0			
0- 0	0- 0		0- 0	HOME		0- 0	0- 0	0- 0			
0- 0	0- 0		0- 0	AWAY		0- 0	0- 0	0- 0			
0- 0	0- 0		0- 0	NEUTRAL		0- 0	0- 0	0- 0			

C  
a  
l  
P  
o  
l  
y

RPI 1-25				RPI 26-50				RPI 51-100				RPI 101+ Team's RPI: 309			
RPI	S	Opponent	Score	RPI	S	Opponent	Score	RPI	S	Opponent	Score	RPI	S	Opponent	Score
				41	H	Saint Mary's (CA)	51 69	73	A	Oregon St.	54 79	119	A	Fresno St.	58 76
												137	H	Illinois	51 74
												138	H	Pepperdine	63 70
												240	N	San Francisco	62 65
												250	H	Eastern Wash.	59 55
												267	A	Sacramento St.	85 88
LAST 12 Division I GAMES:															
				41	H	Saint Mary's (CA)	51 69	267	A	Sacramento St.	85 88				
				250	H	Eastern Wash.	59 55	73	A	Oregon St.	54 79				
				138	H	Pepperdine	63 70								
				137	H	Illinois	51 74								
				240	N	San Francisco	62 65								
				119	A	Fresno St.	58 76								

Non-Div I Games: Academy of Art 87 65

Cal Poly

Average RPI Win:	270	WON-LOST	WINNING	LAST 10	STRENGTH OF	OPP. STRENGTH	TEAM	ADJ.	CONF.	ADJ CONF.
Average RPI Loss:	105	RECORD	PCT. RANK	GAMES	SCHEDULE	OF SCHEDULE	RPI	RPI	RPI	RPI
DIV. I ONLY	6- 4	128	0- 0	286	165	201	201	21	21	
DIV. I NON-CONF.	6- 4	128	0- 0	286	165	201	201	21	21	
-----										
TOTALS	RPI 1-25	RPI 26-50	W-L RECORDS	RPI 51-100	RPI 101-150	RPI 150+				
6- 4	0- 0	0- 0	OVERALL	0- 2	0- 1	6- 1				
2- 2	0- 0	0- 0	HOME	0- 0	0- 1	2- 1				
4- 2	0- 0	0- 0	AWAY	0- 2	0- 0	4- 0				
0- 0	0- 0	0- 0	NEUTRAL	0- 0	0- 0	0- 0				
6- 4	0- 0	0- 0	NON-CONFERENCE	0- 2	0- 1	6- 1				
2- 2	0- 0	0- 0	HOME	0- 0	0- 1	2- 1				
4- 2	0- 0	0- 0	AWAY	0- 2	0- 0	4- 0				
0- 0	0- 0	0- 0	NEUTRAL	0- 0	0- 0	0- 0				
0- 0	0- 0	0- 0	CONFERENCE	0- 0	0- 0	0- 0				
0- 0	0- 0	0- 0	HOME	0- 0	0- 0	0- 0				
0- 0	0- 0	0- 0	AWAY	0- 0	0- 0	0- 0				
0- 0	0- 0	0- 0	NEUTRAL	0- 0	0- 0	0- 0				

RPI 1-25				RPI 26-50				RPI 51-100				RPI 101+				Team's RPI: 201
RPI	S	Opponent	Score	RPI	S	Opponent	Score	RPI	S	Opponent	Score	RPI	S	Opponent	Score	
								58	A	Washington	74 83	141	H	Santa Clara	60 64	
								61	A	Portland	74 83	160	H	San Diego St.	72 83	
												237	H	Dartmouth	67 62	
												254	A	Seattle U	57 54	
												274	H	CSU Bakersfield	64 56	
												278	A	Saint Peter's	69 45	
												284	A	Col umbi a	61 58	
												294	A	Cal i forn i a Baptist	79 65	
-----																
LAST 12 Division I GAMES:																
				61	A	Portland	74 83	278	A	Saint Peter's	69 45					
				141	H	Santa Clara	60 64	284	A	Col umbi a	61 58					
				160	H	San Diego St.	72 83	274	H	CSU Bakersfi el d	64 56					
				294	A	Cal i forn i a Baptist	79 65	237	H	Dartmouth	67 62					
				58	A	Washington	74 83									
				254	A	Seattle U	57 54									

Non-Div I Games: Antelope Valley 77 65

Cal St. Fullerton

Average RPI	Win:	94	WON-LOST	WINNING	LAST 10	STRENGTH OF	OPP. STRENGTH	TEAM	ADJ.	CONF.	ADJ CONF.
Average RPI	Loss:	0	RECORD	PCT. RANK	GAMES	SCHEDULE	OF SCHEDULE	RPI	RPI	RPI	RPI
DIV. I ONLY		8- 0		1	1- 0	8	76	3	3	2	2
DIV. I NON-CONF.		8- 0		1	1- 0	8	76	3	3	2	2
-----											
TOTALS	RPI 1-25		RPI 26-50		W-L RECORDS	RPI 51-100		RPI 101-150		RPI 150+	
8- 0	0- 0		2- 0		OVERALL	2- 0		4- 0		0- 0	
2- 0	0- 0		0- 0		HOME	0- 0		2- 0		0- 0	
4- 0	0- 0		1- 0		AWAY	1- 0		2- 0		0- 0	
2- 0	0- 0		1- 0		NEUTRAL	1- 0		0- 0		0- 0	
8- 0	0- 0		2- 0		NON-CONFERENCE	2- 0		4- 0		0- 0	
2- 0	0- 0		0- 0		HOME	0- 0		2- 0		0- 0	
4- 0	0- 0		1- 0		AWAY	1- 0		2- 0		0- 0	
2- 0	0- 0		1- 0		NEUTRAL	1- 0		0- 0		0- 0	
0- 0	0- 0		0- 0		CONFERENCE	0- 0		0- 0		0- 0	
0- 0	0- 0		0- 0		HOME	0- 0		0- 0		0- 0	
0- 0	0- 0		0- 0		AWAY	0- 0		0- 0		0- 0	
0- 0	0- 0		0- 0		NEUTRAL	0- 0		0- 0		0- 0	

RPI 1-25				Team's RPI: 3				RPI 26-50				RPI 51-100				RPI 101+			
RPI	S	Opponent	Score	RPI	S	Opponent	Score	RPI	S	Opponent	Score	RPI	S	Opponent	Score	RPI	S	Opponent	Score
				29	N	Tulane	65 57					84	N	Pacific	81 69	111	A	Penn St.	75 58
				41	A	Saint Mary's (CA)	81 78					92	A	BYU	70 52	129	H	Houston	80 79
																134	A	San Diego	70 53
																135	H	CSUN	67 42
LAST 12 Division I GAMES:																			
				111	A	Penn St.	75 58	41	A	Saint Mary's (CA)	81 78					135	H	CSUN	67 42
				129	H	Houston	80 79					134	A	San Diego	70 53				
								29	N	Tulane	65 57					84	N	Pacific	81 69
								92	A	BYU	70 52								

Non-Div I Games:

Cal i forni a



Average RPI Win:	225	WON-LOST	WINNING	LAST 10	STRENGTH OF	OPP. STRENGTH	TEAM	ADJ.	CONF.	ADJ CONF.
Average RPI Loss:	132	RECORD	PCT. RANK	GAMES	SCHEDULE	OF SCHEDULE	RPI	RPI	RPI	RPI

DIV. I ONLY	2- 6	263	0- 0	287	53	294	294	30	30
DIV. I NON-CONF.	2- 6	263	0- 0	287	53	294	294	30	30
-----									
TOTALS	RPI 1-25	RPI 26-50	W-L RECORDS	RPI 51-100	RPI 101-150	RPI 150+			
2- 6	0- 0	0- 0	OVERALL	0- 2	0- 2	2- 2			
1- 2	0- 0	0- 0	HOME	0- 1	0- 0	1- 1			
1- 3	0- 0	0- 0	AWAY	0- 0	0- 2	1- 1			
0- 1	0- 0	0- 0	NEUTRAL	0- 1	0- 0	0- 0			
2- 6	0- 0	0- 0	NON-CONFERENCE	0- 2	0- 2	2- 2			
1- 2	0- 0	0- 0	HOME	0- 1	0- 0	1- 1			
1- 3	0- 0	0- 0	AWAY	0- 0	0- 2	1- 1			
0- 1	0- 0	0- 0	NEUTRAL	0- 1	0- 0	0- 0			
0- 0	0- 0	0- 0	CONFERENCE	0- 0	0- 0	0- 0			
0- 0	0- 0	0- 0	HOME	0- 0	0- 0	0- 0			
0- 0	0- 0	0- 0	AWAY	0- 0	0- 0	0- 0			
0- 0	0- 0	0- 0	NEUTRAL	0- 0	0- 0	0- 0			

RPI 1-25	RPI 26-50	RPI 51-100	RPI 101+	Team's RPI: 294
RPI S Opponent Score	RPI S Opponent Score	RPI S Opponent Score	RPI S Opponent Score	Score
		68 H Idaho St. 57 72	135 A CSUN 67 73	
		92 N BYU 69 76	136 A Northern Ariz. 88 91	
			160 A San Diego St. 67 83	
			180 H UC Riverside 65 57	
			201 H Cal St. Fullerton 65 79	
			270 A Long Beach St. 85 83	
LAST 12 Division I GAMES:				
180 H UC Riverside 65 57	136 A Northern Ariz. 88 91	201 H Cal St. Fullerton 65 79	270 A Long Beach St. 85 83	68 H Idaho St. 57 72
135 A CSUN 67 73				
92 N BYU 69 76				
160 A San Diego St. 67 83				

Non-Div I Games: La Sierra 91 44 Fresno Pacific 93 71

Average RPI Win:	306	WON-LOST	WINNING	LAST 10	STRENGTH OF	OPP. STRENGTH	TEAM	ADJ.	CONF.	ADJ CONF.
Average RPI Loss:	125	RECORD	PCT. RANK	GAMES	SCHEDULE	OF SCHEDULE	RPI	RPI	RPI	RPI
DIV. I ONLY	6- 2	69	1- 0	321	263	220	220	29	29	
DIV. I NON-CONF.	6- 2	69	1- 0	321	263	220	220	29	29	
-----										
TOTALS	RPI 1-25	RPI 26-50	W-L RECORDS	RPI 51-100	RPI 101-150	RPI 150+				
6- 2	0- 0	0- 1	OVERALL	0- 0	0- 0	6- 1				
2- 2	0- 0	0- 1	HOME	0- 0	0- 0	2- 1				
3- 0	0- 0	0- 0	AWAY	0- 0	0- 0	3- 0				
1- 0	0- 0	0- 0	NEUTRAL	0- 0	0- 0	1- 0				
6- 2	0- 0	0- 1	NON-CONFERENCE	0- 0	0- 0	6- 1				
2- 2	0- 0	0- 1	HOME	0- 0	0- 0	2- 1				
3- 0	0- 0	0- 0	AWAY	0- 0	0- 0	3- 0				
1- 0	0- 0	0- 0	NEUTRAL	0- 0	0- 0	1- 0				
0- 0	0- 0	0- 0	CONFERENCE	0- 0	0- 0	0- 0				
0- 0	0- 0	0- 0	HOME	0- 0	0- 0	0- 0				
0- 0	0- 0	0- 0	AWAY	0- 0	0- 0	0- 0				
0- 0	0- 0	0- 0	NEUTRAL	0- 0	0- 0	0- 0				

RPI 1-25				RPI 26-50				RPI 51-100				RPI 101+ Team's RPI: 220			
RPI	S	Opponent	Score	RPI	S	Opponent	Score	RPI	S	Opponent	Score	RPI	S	Opponent	Score
				31	H	Old Domini on	59 83					219	H	Howard	64 69
												258	N	Omaha	65 52
												271	A	Norfol k St.	57 49
												308	H	Col. of Charleston	66 65
												328	A	FIU	59 54
												329	A	Western Caro.	63 37
												344	H	UNC Greensboro	53 49
LAST 12 Division I GAMES:															
				344	H	UNC Greensboro	53 49	328	A	FIU	59 54				
				258	N	Omaha	65 52	219	H	Howard	64 69				
				271	A	Norfol k St.	57 49								
				308	H	Col. of Charleston	66 65								
				329	A	Western Caro.	63 37								
				31	H	Old Domini on	59 83								

Non-Div I Games: William Peace 65 36

Campbel I

Average RPI Win: 342		WON-LOST	WINNING	LAST 10	STRENGTH OF		OPP. STRENGTH	TEAM	ADJ.	CONF.	ADJ CONF.
Average RPI Loss: 204		RECORD	PCT. RANK	GAMES	SCHEDULE		OF SCHEDULE	RPI	RPI	RPI	RPI
DIV. I ONLY		1- 8	318	0- 1	267		315	331	331	28	28
DIV. I NON-CONF.		1- 8	318	0- 1	267		315	331	331	28	28
-----											
TOTALS		RPI 1-25		RPI 26-50	W-L RECORDS		RPI 51-100	RPI 101-150		RPI 150+	
1- 8		0- 0		0- 0	OVERALL		0- 0	0- 4		1- 4	
0- 5		0- 0		0- 0	HOME		0- 0	0- 4		0- 1	
1- 3		0- 0		0- 0	AWAY		0- 0	0- 0		1- 3	
0- 0		0- 0		0- 0	NEUTRAL		0- 0	0- 0		0- 0	
1- 8		0- 0		0- 0	NON-CONFERENCE		0- 0	0- 4		1- 4	
0- 5		0- 0		0- 0	HOME		0- 0	0- 4		0- 1	
1- 3		0- 0		0- 0	AWAY		0- 0	0- 0		1- 3	
0- 0		0- 0		0- 0	NEUTRAL		0- 0	0- 0		0- 0	
0- 0		0- 0		0- 0	CONFERENCE		0- 0	0- 0		0- 0	
0- 0		0- 0		0- 0	HOME		0- 0	0- 0		0- 0	
0- 0		0- 0		0- 0	AWAY		0- 0	0- 0		0- 0	
0- 0		0- 0		0- 0	NEUTRAL		0- 0	0- 0		0- 0	

RPI 1-25				RPI 26-50				RPI 51-100				RPI 101+ Team's RPI : 331			
RPI	S	Opponent	Score	RPI	S	Opponent	Score	RPI	S	Opponent	Score	RPI	S	Opponent	Score
												110	H	Mi ami (OH)	59 62
												117	H	Buffal o	66 84
												142	H	Bowl ing Green	53 74
												145	H	Youngstown St.	36 62
												225	A	Oakl and	60 71
												241	A	St. Bonaventure	94 100
												322	A	Col gate	53 67
												327	H	UTRGV	53 57
												342	A	Al bany (NY)	48 42
-----															
LAST 12 Division I GAMES:															
327	H	UTRGV	53 57	142	H	Bowl ing Green	53 74								
241	A	St. Bonaventure	94 100	117	H	Buffal o	66 84								
110	H	Mi ami (OH)	59 62	145	H	Youngstown St.	36 62								
				342	A	Al bany (NY)	48 42								
				225	A	Oakl and	60 71								
				322	A	Col gate	53 67								

Non-Div I Games:

Canisius

Average RPI Win:	350	WON-LOST	WINNING	LAST 10	STRENGTH OF	OPP. STRENGTH	TEAM	ADJ.	CONF.	ADJ CONF.
Average RPI Loss:	188	RECORD	PCT. RANK	GAMES	SCHEDULE	OF SCHEDULE	RPI	RPI	RPI	RPI

DIV. I ONLY	1- 4	286	0- 1	290	328	313	313	23	23
DIV. I NON-CONF.	1- 4	286	0- 1	290	328	313	313	23	23
TOTALS	RPI 1-25	RPI 26-50	W-L RECORDS	RPI 51-100	RPI 101-150	RPI 150+			
1- 4	0- 0	0- 0	OVERALL	0- 1	0- 1	1- 2			
0- 1	0- 0	0- 0	HOME	0- 0	0- 1	0- 0			
1- 3	0- 0	0- 0	AWAY	0- 1	0- 0	1- 2			
0- 0	0- 0	0- 0	NEUTRAL	0- 0	0- 0	0- 0			
1- 4	0- 0	0- 0	NON-CONFERENCE	0- 1	0- 1	1- 2			
0- 1	0- 0	0- 0	HOME	0- 0	0- 1	0- 0			
1- 3	0- 0	0- 0	AWAY	0- 1	0- 0	1- 2			
0- 0	0- 0	0- 0	NEUTRAL	0- 0	0- 0	0- 0			
0- 0	0- 0	0- 0	CONFERENCE	0- 0	0- 0	0- 0			
0- 0	0- 0	0- 0	HOME	0- 0	0- 0	0- 0			
0- 0	0- 0	0- 0	AWAY	0- 0	0- 0	0- 0			
0- 0	0- 0	0- 0	NEUTRAL	0- 0	0- 0	0- 0			

RPI 1-25				RPI 26-50				RPI 51-100				RPI 101+ Team's RPI: 313			
RPI	S	Opponent	Score	RPI	S	Opponent	Score	RPI	S	Opponent	Score	RPI	S	Opponent	Score
								100	A	Texas A&M	27 84	147	H	South Al abama	50 58
												182	A	Okl ahoma	52 65
												324	A	Jackson St.	56 65
												350	A	Al corn	57 46
LAST 12 Di vi si on I GAMES:															
				100	A	Texas A&M	27 84	147	H	South Al abama	50 58				
				182	A	Okl ahoma	52 65	324	A	Jackson St.	56 65				
				350	A	Al corn	57 46								

Non-Div I Games: Central Baptist 55 34 Crowley's Ridge 91 33 Hendrix 72 40

Central Ark.

Average RPI Win:	342	WON-LOST	WINNING	LAST 10	STRENGTH OF	OPP. STRENGTH	TEAM	ADJ.	CONF.	ADJ CONF.
Average RPI Loss:	156	RECORD	PCT. RANK	GAMES	SCHEDULE	OF SCHEDULE	RPI	RPI	RPI	RPI
DIV. I ONLY	2- 5	257	1- 0	235	298	264	264	31	31	
DIV. I NON-CONF.	2- 5	257	1- 0	235	298	264	264	31	31	
<hr/>										
TOTALS	RPI 1-25	RPI 26-50	W-L RECORDS	RPI 51-100	RPI 101-150	RPI 150+				
2- 5	0- 0	0- 0	OVERALL	0- 1	0- 2	2- 2				
0- 2	0- 0	0- 0	HOME	0- 0	0- 2	0- 0				
2- 3	0- 0	0- 0	AWAY	0- 1	0- 0	2- 2				
0- 0	0- 0	0- 0	NEUTRAL	0- 0	0- 0	0- 0				
2- 5	0- 0	0- 0	NON-CONFERENCE	0- 1	0- 2	2- 2				
0- 2	0- 0	0- 0	HOME	0- 0	0- 2	0- 0				
2- 3	0- 0	0- 0	AWAY	0- 1	0- 0	2- 2				
0- 0	0- 0	0- 0	NEUTRAL	0- 0	0- 0	0- 0				
0- 0	0- 0	0- 0	CONFERENCE	0- 0	0- 0	0- 0				
0- 0	0- 0	0- 0	HOME	0- 0	0- 0	0- 0				
0- 0	0- 0	0- 0	AWAY	0- 0	0- 0	0- 0				
0- 0	0- 0	0- 0	NEUTRAL	0- 0	0- 0	0- 0				

RPI 1-25				RPI 26-50				RPI 51-100				RPI 101+				Team's RPI : 264	
RPI	S	Opponent	Score	RPI	S	Opponent	Score	RPI	S	Opponent	Score	RPI	S	Opponent	Score		
								96	A	Rutgers	44	73	117	H	Buffal o	69	82
													150	H	Lehi gh	62	88
													179	A	Massachusetts	59	74
													236	A	Brown	63	68
													341	A	Morgan St.	60	36
													342	A	Al bany (NY)	60	53
LAST 12 Division I GAMES:																	
				96	A	Rutgers	44	73	342	A	Al bany (NY)	60	53				
				150	H	Lehi gh	62	88	117	H	Buffal o	69	82				
				236	A	Brown	63	68	341	A	Morgan St.	60	36				
									179	A	Massachusetts	59	74				

Non-Div I Games:

Central Conn. St.

Average RPI	Win:	142	WON-LOST	WINNING	LAST 10	STRENGTH OF	OPP. STRENGTH	TEAM	ADJ.	CONF.	ADJ CONF.
Average RPI	Loss:	23	RECORD	PCT. RANK	GAMES	SCHEDULE	OF SCHEDULE	RPI	RPI	RPI	RPI
DIV. I ONLY		7- 1		30	1- 0	245	3	57	57	10	10
DIV. I NON-CONF.		7- 1		30	1- 0	245	3	57	57	10	10
-----											
TOTALS	RPI 1-25		RPI 26-50		W-L RECORDS	RPI 51-100		RPI 101-150		RPI 150+	
7- 1	1- 1		0- 0		OVERALL	1- 0		1- 0		4- 0	
3- 1	1- 1		0- 0		HOME	0- 0		0- 0		2- 0	
3- 0	0- 0		0- 0		AWAY	1- 0		0- 0		2- 0	
1- 0	0- 0		0- 0		NEUTRAL	0- 0		1- 0		0- 0	
7- 1	1- 1		0- 0		NON-CONFERENCE	1- 0		1- 0		4- 0	
3- 1	1- 1		0- 0		HOME	0- 0		0- 0		2- 0	
3- 0	0- 0		0- 0		AWAY	1- 0		0- 0		2- 0	
1- 0	0- 0		0- 0		NEUTRAL	0- 0		1- 0		0- 0	
0- 0	0- 0		0- 0		CONFERENCE	0- 0		0- 0		0- 0	
0- 0	0- 0		0- 0		HOME	0- 0		0- 0		0- 0	
0- 0	0- 0		0- 0		AWAY	0- 0		0- 0		0- 0	
0- 0	0- 0		0- 0		NEUTRAL	0- 0		0- 0		0- 0	

RPI 1-25				RPI 26-50				RPI 51-100 Team's RPI: 57				RPI 101+			
RPI	S	Opponent	Score	RPI	S	Opponent	Score	RPI	S	Opponent	Score	RPI	S	Opponent	Score
23	H	South Dakota St.	71 80					67	A	Qui nni pi ac	67 52	113	N	Chattanooga	73 50
24	H	UCF	75 68									154	A	Vi rgi ni a	74 61
												159	H	Western Ky.	108 90
												225	H	Oakl and	104 61
												255	A	Iona	82 39
LAST 12 Division I GAMES:															
				67	A	Qui nni pi ac	67 52					154	A	Vi rgi ni a	74 61
				255	A	Iona	82 39					24	H	UCF	75 68
				113	N	Chattanooga	73 50					159	H	Western Ky.	108 90
												23	H	South Dakota St.	71 80
												225	H	Oakl and	104 61

Non-Div I Games:

Central Mich.

Average RPI Win: 0		WON-LOST		WINNING		LAST 10		STRENGTH OF		OPP. STRENGTH		TEAM		ADJ.		CONF.		ADJ CONF.	
Average RPI Loss: 215		RECORD		PCT. RANK		GAMES		SCHEDULE		OF SCHEDULE		RPI		RPI		RPI		RPI	
DIV. I ONLY		0- 6		328		0- 0		310		309		347		347		29		29	
DIV. I NON-CONF.		0- 6		328		0- 0		310		309		347		347		29		29	
TOTALS		RPI 1-25		RPI 26-50		W-L RECORDS		RPI 51-100		RPI 101-150		RPI 150+							
0- 6		0- 0		0- 0		OVERALL		0- 1		0- 1		0- 4							
0- 3		0- 0		0- 0		HOME		0- 1		0- 0		0- 2							
0- 3		0- 0		0- 0		AWAY		0- 0		0- 1		0- 2							
0- 0		0- 0		0- 0		NEUTRAL		0- 0		0- 0		0- 0							
0- 6		0- 0		0- 0		NON-CONFERENCE		0- 1		0- 1		0- 4							
0- 3		0- 0		0- 0		HOME		0- 1		0- 0		0- 2							
0- 3		0- 0		0- 0		AWAY		0- 0		0- 1		0- 2							
0- 0		0- 0		0- 0		NEUTRAL		0- 0		0- 0		0- 0							
0- 0		0- 0		0- 0		CONFERENCE		0- 0		0- 0		0- 0							
0- 0		0- 0		0- 0		HOME		0- 0		0- 0		0- 0							
0- 0		0- 0		0- 0		AWAY		0- 0		0- 0		0- 0							
0- 0		0- 0		0- 0		NEUTRAL		0- 0		0- 0		0- 0							

RPI 1-25				RPI 26-50				RPI 51-100				RPI 101+ Team's RPI : 347				
RPI	S	Opponent	Score	RPI	S	Opponent	Score	RPI	S	Opponent	Score	RPI	S	Opponent	Score	
								79	H	Tennessee Tech	55	77				
												143	A	Georgia	75	83
												230	A	North Florida	76	82
												235	H	Jacksonville	58	68
												298	A	South Carolina St.	58	67
												305	H	Davi dson	34	72
LAST 12 Division I GAMES:																
230	A	North Florida	76	82	143	A	Georgi a	75	83							
235	H	Jacksonville	58	68												
79	H	Tennessee Tech	55	77												
298	A	South Carolina St.	58	67												
305	H	Davi dson	34	72												

Non-Div I Games: Converse 101 50 Erskine 74 50

Charleston So.

Average RPI Win:	196	WON-LOST	WINNING	LAST 10	STRENGTH OF	OPP. STRENGTH	TEAM	ADJ.	CONF.	ADJ CONF.
Average RPI Loss:	130	RECORD	PCT. RANK	GAMES	SCHEDULE	OF SCHEDULE	RPI	RPI	RPI	RPI
DIV. I ONLY	5- 3	113	1- 0	56	215	69	69	18	18	
DIV. I NON-CONF.	5- 3	113	1- 0	56	215	69	69	18	18	
-----										
TOTALS	RPI 1-25	RPI 26-50	W-L RECORDS	RPI 51-100	RPI 101-150	RPI 150+				
5- 3	0- 0	0- 0	OVERALL	0- 1	1- 1	4- 1				
3- 1	0- 0	0- 0	HOME	0- 1	0- 0	3- 0				
1- 2	0- 0	0- 0	AWAY	0- 0	1- 1	0- 1				
1- 0	0- 0	0- 0	NEUTRAL	0- 0	0- 0	1- 0				
5- 3	0- 0	0- 0	NON-CONFERENCE	0- 1	1- 1	4- 1				
3- 1	0- 0	0- 0	HOME	0- 1	0- 0	3- 0				
1- 2	0- 0	0- 0	AWAY	0- 0	1- 1	0- 1				
1- 0	0- 0	0- 0	NEUTRAL	0- 0	0- 0	1- 0				
0- 0	0- 0	0- 0	CONFERENCE	0- 0	0- 0	0- 0				
0- 0	0- 0	0- 0	HOME	0- 0	0- 0	0- 0				
0- 0	0- 0	0- 0	AWAY	0- 0	0- 0	0- 0				
0- 0	0- 0	0- 0	NEUTRAL	0- 0	0- 0	0- 0				

RPI 1-25				RPI 26-50				RPI 51-100				RPI 101+			
RPI	S	Opponent	Score	RPI	S	Opponent	Score	RPI	S	Opponent	Score	RPI	S	Opponent	Score
								90	H	Wake Forest	43 69	140	A	Mercer	40 57
												150	A	Lehigh	62 60
												161	A	Fordham	64 71
												164	H	UNC Asheville	70 53
												178	H	East Carolina	52 46
												209	H	Wofford	85 63
												281	N	Liberty	63 61
-----															
LAST 12 Division I GAMES:															
150	A	Lehigh	62 60	140	A	Mercer	40 57	90	H	Wake Forest	43 69	178	H	East Carolina	52 46
164	H	UNC Asheville	70 53	281	N	Liberty	63 61	161	A	Fordham	64 71	209	H	Wofford	85 63

Non-Div I Games:

Charlotte



Average RPI	Win: 222	WON-LOST	WINNING	LAST 10	STRENGTH OF	OPP. STRENGTH	TEAM	ADJ.	CONF.	ADJ CONF.
Average RPI	Loss: 35	RECORD	PCT. RANK	GAMES	SCHEDULE	OF SCHEDULE	RPI	RPI	RPI	RPI
DIV. I ONLY	3- 7	254	0- 1	15	101	113	113	26	26	
DIV. I NON-CONF.	3- 7	254	0- 1	15	101	113	113	26	26	
-----										
TOTALS	RPI 1-25	RPI 26-50	W-L RECORDS	RPI 51-100	RPI 101-150	RPI 150+				
3- 7	0- 3	0- 2	OVERALL	0- 2	0- 0	3- 0				
1- 3	0- 2	0- 0	HOME	0- 1	0- 0	1- 0				
1- 3	0- 1	0- 2	AWAY	0- 0	0- 0	1- 0				
1- 1	0- 0	0- 0	NEUTRAL	0- 1	0- 0	1- 0				
3- 7	0- 3	0- 2	NON-CONFERENCE	0- 2	0- 0	3- 0				
1- 3	0- 2	0- 0	HOME	0- 1	0- 0	1- 0				
1- 3	0- 1	0- 2	AWAY	0- 0	0- 0	1- 0				
1- 1	0- 0	0- 0	NEUTRAL	0- 1	0- 0	1- 0				
0- 0	0- 0	0- 0	CONFERENCE	0- 0	0- 0	0- 0				
0- 0	0- 0	0- 0	HOME	0- 0	0- 0	0- 0				
0- 0	0- 0	0- 0	AWAY	0- 0	0- 0	0- 0				
0- 0	0- 0	0- 0	NEUTRAL	0- 0	0- 0	0- 0				

RPI 1-25				RPI 26-50				RPI 51-100				RPI 101+ Team's RPI: 113			
RPI	S	Opponent	Score	RPI	S	Opponent	Score	RPI	S	Opponent	Score	RPI	S	Opponent	Score
5	H	Louisville	49 75	35	A	Virginia Tech	59 74	57	N	Central Mich.	50 73	189	A	Hampton	58 50
23	H	South Dakota St.	54 71	38	A	Northern Colo.	65 68	62	H	UT Martin	79 81	196	N	Saint Louis	71 61
24	A	UCF	37 75									281	H	Liberty	75 60

Average RPI Win:	0	WON-LOST	WINNING	LAST 10	STRENGTH OF	OPP. STRENGTH	TEAM	ADJ.	CONF.	ADJ CONF.
Average RPI Loss:	199	RECORD	PCT. RANK	GAMES	SCHEDULE	OF SCHEDULE	RPI	RPI	RPI	RPI
DIV. I ONLY	0- 9	328	0- 1	107	347	321	321	30	30	
DIV. I NON-CONF.	0- 9	328	0- 1	107	347	321	321	30	30	
-----										
TOTALS	RPI 1-25	RPI 26-50	W-L RECORDS	RPI 51-100	RPI 101-150	RPI 150+				
0- 9	0- 0	0- 0	OVERALL	0- 1	0- 1	0- 7				
0- 4	0- 0	0- 0	HOME	0- 0	0- 0	0- 4				
0- 4	0- 0	0- 0	AWAY	0- 1	0- 1	0- 2				
0- 1	0- 0	0- 0	NEUTRAL	0- 0	0- 0	0- 1				
0- 9	0- 0	0- 0	NON-CONFERENCE	0- 1	0- 1	0- 7				
0- 4	0- 0	0- 0	HOME	0- 0	0- 0	0- 4				
0- 4	0- 0	0- 0	AWAY	0- 1	0- 1	0- 2				
0- 1	0- 0	0- 0	NEUTRAL	0- 0	0- 0	0- 1				
0- 0	0- 0	0- 0	CONFERENCE	0- 0	0- 0	0- 0				
0- 0	0- 0	0- 0	HOME	0- 0	0- 0	0- 0				
0- 0	0- 0	0- 0	AWAY	0- 0	0- 0	0- 0				
0- 0	0- 0	0- 0	NEUTRAL	0- 0	0- 0	0- 0				

RPI 1-25				RPI 26-50				RPI 51-100				RPI 101+ Team's RPI : 321					
RPI	S	Opponent	Score	RPI	S	Opponent	Score	RPI	S	Opponent	Score	RPI	S	Opponent	Score		
								56	A	Xavi er	57	91	146	A	Wi sconsi n	38	85
													169	A	Loyol a Chi cago	40	76
													173	H	UAB	45	90
													192	A	Morehead St.	68	104
													214	H	SIUE	66	82
													228	N	St. Franci s Brookl yn	73	110
													261	H	Val parai so	70	76
													348	H	Evansvi lle	58	67
-----																	
LAST 12 Di vi si on I GAMES:																	
214	H	SIUE	66	82	146	A	Wi sconsi n	38	85	348	H	Evansvi lle	58	67			
261	H	Val parai so	70	76	56	A	Xavi er	57	91								
169	A	Loyol a Chi cago	40	76													
173	H	UAB	45	90													
192	A	Morehead St.	68	104													
228	N	St. Franci s Brookl yn	73	110													

Non-Div I Games:

Chicago St.

Cincinnati

Cincinnati				Through Games Of Dec. 14, 2018						
Average RPI Win: 226		WON-LOST RECORD	WINNING PCT. RANK	LAST 10 GAMES	STRENGTH OF SCHEDULE	OPP. STRENGTH OF SCHEDULE	TEAM RPI	ADJ. RPI	CONF. RPI	ADJ CONF. RPI
Average RPI Loss: 131										
DIV. I ONLY		6- 5	160	1- 0	195	206	184	184	8	8
DIV. I NON-CONF.		6- 5	160	1- 0	195	206	184	184	8	8
-----										
TOTALS		RPI 1-25	RPI 26-50	W-L RECORDS	RPI 51-100	RPI 101-150	RPI 150+			
6- 5	0- 0		0- 1	OVERALL	1- 1	1- 2	4- 1			
5- 1	0- 0		0- 1	HOME	1- 0	1- 0	3- 0			
1- 4	0- 0		0- 0	AWAY	0- 1	0- 2	1- 1			
0- 0	0- 0		0- 0	NEUTRAL	0- 0	0- 0	0- 0			
6- 5	0- 0		0- 1	NON-CONFERENCE	1- 1	1- 2	4- 1			
5- 1	0- 0		0- 1	HOME	1- 0	1- 0	3- 0			
1- 4	0- 0		0- 0	AWAY	0- 1	0- 2	1- 1			
0- 0	0- 0		0- 0	NEUTRAL	0- 0	0- 0	0- 0			
0- 0	0- 0		0- 0	CONFERENCE	0- 0	0- 0	0- 0			
0- 0	0- 0		0- 0	HOME	0- 0	0- 0	0- 0			
0- 0	0- 0		0- 0	AWAY	0- 0	0- 0	0- 0			
0- 0	0- 0		0- 0	NEUTRAL	0- 0	0- 0	0- 0			

RPI 1-25				RPI 26-50				RPI 51-100				RPI 101+ Team's RPI: 184			
RPI	S	Opponent	Score	RPI	S	Opponent	Score	RPI	S	Opponent	Score	RPI	S	Opponent	Score
				31	H	Old Domini on	72 76	80	H	VCU	66 54	110	A	Mi ami (OH)	65 78
								91	A	Ohio St.	56 69	130	A	Pittsburgh	48 65
												131	H	Yale	66 52
												196	A	Saint Louis	51 50
												290	H	ETSU	77 64
												295	A	Ball St.	63 75
												314	H	Lipscomb	71 55
												345	H	Austin Peay	69 48
LAST 12 Division I GAMES:															
				314	H	Lipscomb	71 55	80	H	VCU	66 54				
				131	H	Yale	66 52	110	A	Miami (OH)	65 78				
				196	A	Saint Louis	51 50	91	A	Ohio St.	56 69				
				130	A	Pittsburgh	48 65	295	A	Ball St.	63 75				
				31	H	Old Domini on	72 76	345	H	Austin Peay	69 48				
				290	H	ETSU	77 64								

Non-Di v I Games:

Cincinnati

Cincinnati

C  
l  
e  
m  
s  
o  
n

Clemson				Through Games Of Dec. 14, 2018							
Average RPI	Win:	186	WON-LOST RECORD	WINNING PCT. RANK	LAST 10 GAMES	STRENGTH OF SCHEDULE	OPP. STRENGTH OF SCHEDULE	TEAM RPI	ADJ. RPI	CONF. RPI	ADJ CONF. RPI
DIV. I ONLY			7- 3	90	1- 0	67	108	45	45	1	1
DIV. I NON-CONF.			7- 3	90	1- 0	67	108	45	45	1	1
<hr/>											
TOTALS		RPI 1-25	RPI 26-50		W-L RECORDS		RPI 51-100	RPI 101-150	RPI 150+		
7- 3	0- 1	1- 0		OVERALL		0- 2	2- 0	4- 0			
6- 0	0- 0	1- 0		HOME		0- 0	2- 0	3- 0			
0- 2	0- 0	0- 0		AWAY		0- 2	0- 0	0- 0			
1- 1	0- 1	0- 0		NEUTRAL		0- 0	0- 0	1- 0			
7- 3	0- 1	1- 0		NON-CONFERENCE		0- 2	2- 0	4- 0			
6- 0	0- 0	1- 0		HOME		0- 0	2- 0	3- 0			
0- 2	0- 0	0- 0		AWAY		0- 2	0- 0	0- 0			
1- 1	0- 1	0- 0		NEUTRAL		0- 0	0- 0	1- 0			
0- 0	0- 0	0- 0		CONFERENCE		0- 0	0- 0	0- 0			
0- 0	0- 0	0- 0		HOME		0- 0	0- 0	0- 0			
0- 0	0- 0	0- 0		AWAY		0- 0	0- 0	0- 0			
0- 0	0- 0	0- 0		NEUTRAL		0- 0	0- 0	0- 0			
<hr/>											
RPI 1-25				RPI 26-50		Team's RPI: 45		RPI 51-100		RPI 101+	
RPI	S	Opponent	Score	RPI	S	Opponent	Score	RPI	S	Opponent	Score
12	N	Tennessee	66 78	46	H	Belmont	65 62	81	A	South Carolina	57 69
								82	A	Alabama	56 76
										137	H Illinois
										144	H Rhode Island
										182	N Oklahoma
										209	H Wofford
										268	H High Point
										314	H Lipscomb

C  
l  
e  
m  
s  
o  
n

Non-Di v I Games:

Clemson

Average RPI Win: 257  
Average RPI Loss: 156

WON-LOST  
RECORD

WINNING  
PCT. RANK

LAST 10  
GAMES

STRENGTH OF  
SCHEDULE

OPP. STRENGTH  
OF SCHEDULE

TEAM  
RPI

ADJ.  
RPI

CONF.  
RPI

ADJ CONF.  
RPI

DIV. I ONLY  
DIV. I NON-CONF.

1- 7  
1- 7

308  
308

0- 1  
0- 1

77  
77

320  
320

279  
279

279  
279

15  
15

15  
15

TOTALS

RPI 1-25

RPI 26-50

W-L RECORDS

RPI 51-100

RPI 101-150

RPI 150+

1- 7

0- 0

0- 1

OVERALL

0- 2

0- 1

1- 3

1- 1

0- 0

0- 0

HOME

0- 1

0- 0

1- 0

0- 5

0- 0

0- 0

AWAY

0- 1

0- 1

0- 3

0- 1

0- 0

0- 1

NEUTRAL

0- 0

0- 0

0- 0

1- 7

0- 0

0- 1

NON-CONFERENCE

0- 2

0- 1

1- 3

1- 1

0- 0

0- 0

HOME

0- 1

0- 0

1- 0

0- 5

0- 0

0- 0

AWAY

0- 1

0- 1

0- 3

0- 1

0- 0

0- 1

NEUTRAL

0- 0

0- 0

0- 0

0- 0

0- 0

0- 0

CONFERENCE

0- 0

0- 0

0- 0

0- 0

0- 0

0- 0

HOME

0- 0

0- 0

0- 0

0- 0

0- 0

0- 0

AWAY

0- 0

0- 0

0- 0

0- 0

0- 0

0- 0

NEUTRAL

0- 0

0- 0

0- 0

RPI 1-25

RPI 26-50

RPI 51-100

RPI 101+

Team's RPI: 279

RPI S Opponent Score

RPI S Opponent Score

RPI S Opponent Score

RPI S Opponent Score

29 N Tulane 72 81

77 H Toledo 60 65

134 A San Diego 82 83

78 A Ohio 54 72

172 A Eastern Mich. 63 69

257 H Illinois St. 67 63

295 A Ball St. 62 67

310 A Marshall 64 86

LAST 12 Division I GAMES:

310 A Marshall 64 86

77 H Toledo 60 65

172 A Eastern Mich. 63 69

78 A Ohio 54 72

29 N Tulane 72 81

134 A San Diego 82 83

257 H Illinois St. 67 63

295 A Ball St. 62 67

Non-Div I Games:

Lake Erie

79 49

Salem (WV)

113 81

Cleveland and St.

Loss, Non-Conf, S Site, H Home A Away N Neutral

Average RPI	Win: 277	WON-LOST	WINNING	LAST 10	STRENGTH OF	OPP. STRENGTH	TEAM	ADJ.	CONF.	ADJ CONF.
Average RPI	Loss: 180	RECORD	PCT. RANK	GAMES	SCHEDULE	OF SCHEDULE	RPI	RPI	RPI	RPI
DIV. I ONLY	5- 1	44	0- 0	344	207	194	194	19	19	
DIV. I NON-CONF.	5- 1	44	0- 0	344	207	194	194	19	19	
-----										
TOTALS	RPI 1-25	RPI 26-50	W-L RECORDS	RPI 51-100	RPI 101-150	RPI 150+				
5- 1	0- 0	0- 0	OVERALL	0- 0	1- 0	4- 1				
4- 0	0- 0	0- 0	HOME	0- 0	1- 0	3- 0				
1- 1	0- 0	0- 0	AWAY	0- 0	0- 0	1- 1				
0- 0	0- 0	0- 0	NEUTRAL	0- 0	0- 0	0- 0				
5- 1	0- 0	0- 0	NON-CONFERENCE	0- 0	1- 0	4- 1				
4- 0	0- 0	0- 0	HOME	0- 0	1- 0	3- 0				
1- 1	0- 0	0- 0	AWAY	0- 0	0- 0	1- 1				
0- 0	0- 0	0- 0	NEUTRAL	0- 0	0- 0	0- 0				
0- 0	0- 0	0- 0	CONFERENCE	0- 0	0- 0	0- 0				
0- 0	0- 0	0- 0	HOME	0- 0	0- 0	0- 0				
0- 0	0- 0	0- 0	AWAY	0- 0	0- 0	0- 0				
0- 0	0- 0	0- 0	NEUTRAL	0- 0	0- 0	0- 0				

RPI 1-25				RPI 26-50				RPI 51-100				RPI 101+ Team's RPI: 194			
RPI	S	Opponent	Score	RPI	S	Opponent	Score	RPI	S	Opponent	Score	RPI	S	Opponent	Score
												142	H	Bowling Green	81 80
												180	A	UC Riverside	43 62
												272	H	Memphis	90 71
												298	H	South Carolina St.	57 44
												329	H	Western Caro.	77 59
												346	A	N.C. Central	89 66
-----															
LAST 12 Division I GAMES:															
				346	A	N.C. Central	89 66					329	H	Western Caro.	77 59
				272	H	Memphis	90 71								
				142	H	Bowling Green	81 80								
				180	A	UC Riverside	43 62								
				298	H	South Carolina St.	57 44								

Non-Div I Games: N.C. Wesleyan 126 65 Meredith 128 39

Coastal Caro.

Average RPI Win:	298	WON-LOST	WINNING	LAST 10	STRENGTH OF	OPP. STRENGTH	TEAM	ADJ.	CONF.	ADJ CONF.
Average RPI Loss:	201	RECORD	PCT. RANK	GAMES	SCHEDULE	OF SCHEDULE	RPI	RPI	RPI	RPI
DIV. I ONLY	1- 5	294	0- 1	140	338	308	308	12	12	
DIV. I NON-CONF.	1- 5	294	0- 1	140	338	308	308	12	12	
-----										
TOTALS	RPI 1-25	RPI 26-50	W-L RECORDS	RPI 51-100	RPI 101-150	RPI 150+				
1- 5	0- 0	0- 0	OVERALL	0- 0	0- 0	1- 5				
1- 2	0- 0	0- 0	HOME	0- 0	0- 0	1- 2				
0- 3	0- 0	0- 0	AWAY	0- 0	0- 0	0- 3				
0- 0	0- 0	0- 0	NEUTRAL	0- 0	0- 0	0- 0				
1- 5	0- 0	0- 0	NON-CONFERENCE	0- 0	0- 0	1- 5				
1- 2	0- 0	0- 0	HOME	0- 0	0- 0	1- 2				
0- 3	0- 0	0- 0	AWAY	0- 0	0- 0	0- 3				
0- 0	0- 0	0- 0	NEUTRAL	0- 0	0- 0	0- 0				
0- 0	0- 0	0- 0	CONFERENCE	0- 0	0- 0	0- 0				
0- 0	0- 0	0- 0	HOME	0- 0	0- 0	0- 0				
0- 0	0- 0	0- 0	AWAY	0- 0	0- 0	0- 0				
0- 0	0- 0	0- 0	NEUTRAL	0- 0	0- 0	0- 0				

RPI 1-25				RPI 26-50				RPI 51-100				RPI 101+				Team's RPI: 308	
RPI	S	Opponent	Score	RPI	S	Opponent	Score	RPI	S	Opponent	Score	RPI	S	Opponent	Score		
												176 <span>H</span> Wintthrop				64	71
												186 <span>H</span> Furman				67	70
												209 <span>A</span> Wofford				58	78
												216 <span>A</span> Appalachi an St.				66	80
												220 <span>A</span> Campbel l				65	66
												298 <span>H</span> South Caroli na St.				75	51
LAST 12 Division I GAMES:																	
298 <span>H</span> South Caroli na St.				75	51	216 <span>A</span> Appalachi an St.				66	80	176 <span>H</span> Wintthrop				64	71
						186 <span>H</span> Furman				67	70						
						209 <span>A</span> Wofford				58	78						
						220 <span>A</span> Campbel l				65	66						

Average RPI Win: 318

Average RPI Loss: 202

WON-LOST  
RECORDWINNING  
PCT. RANKLAST 10  
GAMESSTRENGTH OF  
SCHEDULEOPP. STRENGTH  
OF SCHEDULETEAM  
RPIADJ.  
RPICONF.  
RPIADJ CONF.  
RPIDIV. I ONLY  
DIV. I NON-CONF.4- 5  
4- 5193  
1930- 1  
0- 1345  
345251  
251322  
322322  
32222  
2222  
22

TOTALS

RPI 1-25

RPI 26-50

W-L RECORDS

RPI 51-100

RPI 101-150

RPI 150+

4- 5

0- 0

0- 0

OVERALL

0- 1

0- 1

4- 3

3- 1

0- 0

0- 0

HOME

0- 0

0- 0

3- 1

1- 4

0- 0

0- 0

AWAY

0- 1

0- 1

1- 2

0- 0

0- 0

0- 0

NEUTRAL

0- 0

0- 0

0- 0

4- 5

0- 0

0- 0

NON-CONFERENCE

0- 1

0- 1

4- 3

3- 1

0- 0

0- 0

HOME

0- 0

0- 0

3- 1

1- 4

0- 0

0- 0

AWAY

0- 1

0- 1

1- 2

0- 0

0- 0

0- 0

NEUTRAL

0- 0

0- 0

0- 0

0- 0

0- 0

0- 0

CONFERENCE

0- 0

0- 0

0- 0

0- 0

0- 0

0- 0

HOME

0- 0

0- 0

0- 0

0- 0

0- 0

0- 0

AWAY

0- 0

0- 0

0- 0

0- 0

0- 0

0- 0

NEUTRAL

0- 0

0- 0

0- 0

RPI 1-25

RPI 26-50

RPI 51-100

RPI 101+

Team's RPI: 322

RPI S Opponent Score

RPI S Opponent Score

RPI S Opponent Score

RPI S Opponent Score

94 A Dayton 58 67

131 A Yale 61 80

166 A George Mason 61 64

284 H Col umbi a 84 71

292 A Si ena 53 55

317 A UMass Lowell I 61 52

325 H NJIT 53 71

331 H Cani si us 67 53

338 H Fai rlei gh Di cki nson 71 52

LAST 12 Di vi si on I GAMES:

325 H NJIT	53	71	331 H Cani si us	67	53
317 A UMass Lowell I	61	52	166 A George Mason	61	64
338 H Fai rlei gh Di cki nson	71	52	94 A Dayton	58	67
292 A Si ena	53	55	131 A Yale	61	80
284 H Col umbi a	84	71			

Colgate



Col orado				Through Games Of Dec. 14, 2018							
Average RPI	Win:	141	WON-LOST	WINNING	LAST 10	STRENGTH OF	OPP. STRENGTH	TEAM	ADJ.	CONF.	ADJ CONF.
Average RPI	Loss:	14	RECORD	PCT. RANK	GAMES	SCHEDULE	OF SCHEDULE	RPI	RPI	RPI	RPI
DIV. I ONLY			9- 1	19	1- 0	164	14	22	22	2	2
DIV. I NON-CONF.			9- 1	19	1- 0	164	14	22	22	2	2
-----											
TOTALS		RPI 1-25	RPI 26-50		W-L RECORDS		RPI 51-100	RPI 101-150	RPI 150+		
9- 1		0- 1	1- 0		OVERALL		2- 0	2- 0	4- 0		
7- 0		0- 0	1- 0		HOME		1- 0	2- 0	3- 0		
1- 1		0- 1	0- 0		AWAY		0- 0	0- 0	1- 0		
1- 0		0- 0	0- 0		NEUTRAL		1- 0	0- 0	0- 0		
9- 1		0- 1	1- 0		NON-CONFERENCE		2- 0	2- 0	4- 0		
7- 0		0- 0	1- 0		HOME		1- 0	2- 0	3- 0		
1- 1		0- 1	0- 0		AWAY		0- 0	0- 0	1- 0		
1- 0		0- 0	0- 0		NEUTRAL		1- 0	0- 0	0- 0		
0- 0		0- 0	0- 0		CONFERENCE		0- 0	0- 0	0- 0		
0- 0		0- 0	0- 0		HOME		0- 0	0- 0	0- 0		
0- 0		0- 0	0- 0		AWAY		0- 0	0- 0	0- 0		
0- 0		0- 0	0- 0		NEUTRAL		0- 0	0- 0	0- 0		
-----											
RPI 1-25			Team's RPI: 22			RPI 26-50			RPI 51-100		
RPI	S	Opponent	Score	RPI	S	Opponent	Score	RPI	S	Opponent	Score
14	A	Mi ami (FL)	58 73	38	H	Northern Colo.	77 69	52	H	North Carolina	86 74
								89	N	Utah St.	78 68

Non-Div I Games:

Col orado

Average RPI		Win: 205	WON-LOST RECORD	WINNING PCT. RANK	LAST 10 GAMES	STRENGTH OF SCHEDULE	OPP. STRENGTH OF SCHEDULE	TEAM RPI	ADJ. RPI	CONF. RPI	ADJ. CONF. RPI
Loss: 25											
DIV. I ONLY			3- 4	204	0- 1	24	128	128	128	9	9
DIV. I NON-CONF.			3- 4	204	0- 1	24	128	128	128	9	9
TOTALS		RPI 1-25		RPI 26-50		W-L RECORDS	RPI 51-100	RPI 101-150		RPI 150+	
3- 4	0- 2			0- 2		OVERALL	0- 0	1- 0		2- 0	
3- 2	0- 0			0- 2		HOME	0- 0	1- 0		2- 0	
0- 2	0- 2			0- 0		AWAY	0- 0	0- 0		0- 0	
0- 0	0- 0			0- 0		NEUTRAL	0- 0	0- 0		0- 0	
3- 4	0- 2			0- 2		NON-CONFERENCE	0- 0	1- 0		2- 0	
3- 2	0- 0			0- 2		HOME	0- 0	1- 0		2- 0	
0- 2	0- 2			0- 0		AWAY	0- 0	0- 0		0- 0	
0- 0	0- 0			0- 0		NEUTRAL	0- 0	0- 0		0- 0	
0- 0	0- 0			0- 0		CONFERENCE	0- 0	0- 0		0- 0	
0- 0	0- 0			0- 0		HOME	0- 0	0- 0		0- 0	
0- 0	0- 0			0- 0		AWAY	0- 0	0- 0		0- 0	
0- 0	0- 0			0- 0		NEUTRAL	0- 0	0- 0		0- 0	

RPI 1-25					RPI 26-50					RPI 51-100					RPI 101+					Team's RPI: 128	
RPI	S	Opponent	Score		RPI	S	Opponent	Score		RPI	S	Opponent	Score		RPI	S	Opponent	Score			
13	A	Gonzaga	39	50	27	H	Arizona St.	39	70						136	H	Northern Ariz.	65	54		
22	A	Colorado	40	59	38	H	Northern Colo.	47	53						230	H	North Florida	61	59		
															249	H	Cornell	56	53		
LAST 12 Division I GAMES:																					
					249	H	Cornell	56	53	27	H	Arizona St.	39	70							
					38	H	Northern Colo.	47	53	136	H	Northern Ariz.	65	54							
					22	A	Colorado	40	59	230	H	North Florida	61	59							
										13	A	Gonzaga	39	50							

Non-Div I Games:	Eastern N.M.	72	46
------------------	--------------	----	----

Col orado St.

Average RPI Win: 279		WON-LOST	WINNING	LAST 10	STRENGTH OF		OPP. STRENGTH	TEAM	ADJ.	CONF.	ADJ CONF.
Average RPI Loss: 196		RECORD	PCT. RANK	GAMES	SCHEDULE		OF SCHEDULE	RPI	RPI	RPI	RPI
DIV. I ONLY		2- 8	286	0- 1	190		308	284	284	17	17
DIV. I NON-CONF.		2- 8	286	0- 1	190		308	284	284	17	17
-----											
TOTALS		RPI 1-25	RPI 26-50		W-L RECORDS		RPI 51-100	RPI 101-150		RPI 150+	
2- 8	0- 0		0- 0		OVERALL		0- 0	0- 3		2- 5	
1- 2	0- 0		0- 0		HOME		0- 0	0- 1		1- 1	
1- 6	0- 0		0- 0		AWAY		0- 0	0- 2		1- 4	
0- 0	0- 0		0- 0		NEUTRAL		0- 0	0- 0		0- 0	
2- 8	0- 0		0- 0		NON-CONFERENCE		0- 0	0- 3		2- 5	
1- 2	0- 0		0- 0		HOME		0- 0	0- 1		1- 1	
1- 6	0- 0		0- 0		AWAY		0- 0	0- 2		1- 4	
0- 0	0- 0		0- 0		NEUTRAL		0- 0	0- 0		0- 0	
0- 0	0- 0		0- 0		CONFERENCE		0- 0	0- 0		0- 0	
0- 0	0- 0		0- 0		HOME		0- 0	0- 0		0- 0	
0- 0	0- 0		0- 0		AWAY		0- 0	0- 0		0- 0	
0- 0	0- 0		0- 0		NEUTRAL		0- 0	0- 0		0- 0	

RPI 1-25				RPI 26-50				RPI 51-100				RPI 101+ Team's RPI: 284			
RPI	S	Opponent	Score	RPI	S	Opponent	Score	RPI	S	Opponent	Score	RPI	S	Opponent	Score
												127	A	Boston College	60 74
												129	H	Houston	72 83
												137	A	Illinois	69 76
												161	A	Fordham	49 68
												188	A	Milwaukee	65 78
												201	H	Cal St. Fullerton	58 61
												256	A	Hofstra	65 63
												301	H	Army West Point	70 49
												303	A	Saint Joseph's	61 68
												322	A	Colgate	71 84
-----															
LAST 12 Division I GAMES:															
				161	A	Fordham	49 68	303	A	Saint Joseph's	61 68				
				201	H	Cal St. Fullerton	58 61	322	A	Colgate	71 84				
				127	A	Boston College	60 74	129	H	Houston	72 83				
				256	A	Hofstra	65 63	137	A	Illinois	69 76				
								188	A	Milwaukee	65 78				
								301	H	Army West Point	70 49				

Non-Div I Games:

Columbi a

Average RPI Win:	0	WON-LOST	WINNING	LAST 10	STRENGTH OF	OPP. STRENGTH	TEAM	ADJ.	CONF.	ADJ CONF.
Average RPI Loss:	139	RECORD	PCT. RANK	GAMES	SCHEDULE	OF SCHEDULE	RPI	RPI	RPI	RPI
DIV. I ONLY	0- 8	328	0- 1	9	323	233	233	32	32	
DIV. I NON-CONF.	0- 8	328	0- 1	9	323	233	233	32	32	
-----										
TOTALS	RPI 1-25	RPI 26-50	W-L RECORDS	RPI 51-100	RPI 101-150	RPI 150+				
0- 8	0- 2	0- 1	OVERALL	0- 1	0- 0	0- 4				
0- 1	0- 0	0- 0	HOME	0- 0	0- 0	0- 1				
0- 7	0- 2	0- 1	AWAY	0- 1	0- 0	0- 3				
0- 0	0- 0	0- 0	NEUTRAL	0- 0	0- 0	0- 0				
0- 8	0- 2	0- 1	NON-CONFERENCE	0- 1	0- 0	0- 4				
0- 1	0- 0	0- 0	HOME	0- 0	0- 0	0- 1				
0- 7	0- 2	0- 1	AWAY	0- 1	0- 0	0- 3				
0- 0	0- 0	0- 0	NEUTRAL	0- 0	0- 0	0- 0				
0- 0	0- 0	0- 0	CONFERENCE	0- 0	0- 0	0- 0				
0- 0	0- 0	0- 0	HOME	0- 0	0- 0	0- 0				
0- 0	0- 0	0- 0	AWAY	0- 0	0- 0	0- 0				
0- 0	0- 0	0- 0	NEUTRAL	0- 0	0- 0	0- 0				

RPI 1-25				RPI 26-50				RPI 51-100				RPI 101+ Team's RPI: 233			
RPI	S	Opponent	Score	RPI	S	Opponent	Score	RPI	S	Opponent	Score	RPI	S	Opponent	Score
19	A	Mississippi St.	38 110	50	A	Maryland	36 93	78	A	Ohio	62 87	154	A	Virginia	41 55
25	A	Minnesota	52 84									199	A	West Virginia	37 78
												273	H	UMBC	52 57
												310	A	Marshall	67 88
-----															
LAST 12 Division I GAMES:															
25	A	Minnesota	52 84	273	H	UMBC	52 57	50	A	Maryland	36 93				
78	A	Ohio	62 87	199	A	West Virginia	37 78								
154	A	Virginia	41 55												
310	A	Marshall	67 88												
19	A	Mississippi St.	38 110												

Non-Div I Games:

Coppin St.

Average RPI Win:	330	WON-LOST	WINNING	LAST 10	STRENGTH OF	OPP. STRENGTH	TEAM	ADJ.	CONF.	ADJ CONF.
Average RPI Loss:	142	RECORD	PCT. RANK	GAMES	SCHEDULE	OF SCHEDULE	RPI	RPI	RPI	RPI
DIV. I ONLY	2- 5	257	0- 1	160	255	249	249	17	17	
DIV. I NON-CONF.	2- 5	257	0- 1	160	255	249	249	17	17	
-----										
TOTALS	RPI 1-25	RPI 26-50	W-L RECORDS	RPI 51-100	RPI 101-150	RPI 150+				
2- 5	0- 1	0- 0	OVERALL	0- 0	0- 3	2- 1				
2- 0	0- 0	0- 0	HOME	0- 0	0- 0	2- 0				
0- 5	0- 1	0- 0	AWAY	0- 0	0- 3	0- 1				
0- 0	0- 0	0- 0	NEUTRAL	0- 0	0- 0	0- 0				
2- 5	0- 1	0- 0	NON-CONFERENCE	0- 0	0- 3	2- 1				
2- 0	0- 0	0- 0	HOME	0- 0	0- 0	2- 0				
0- 5	0- 1	0- 0	AWAY	0- 0	0- 3	0- 1				
0- 0	0- 0	0- 0	NEUTRAL	0- 0	0- 0	0- 0				
0- 0	0- 0	0- 0	CONFERENCE	0- 0	0- 0	0- 0				
0- 0	0- 0	0- 0	HOME	0- 0	0- 0	0- 0				
0- 0	0- 0	0- 0	AWAY	0- 0	0- 0	0- 0				
0- 0	0- 0	0- 0	NEUTRAL	0- 0	0- 0	0- 0				

RPI 1-25				RPI 26-50				RPI 51-100				RPI 101+ Team's RPI: 249			
RPI	S	Opponent	Score	RPI	S	Opponent	Score	RPI	S	Opponent	Score	RPI	S	Opponent	Score
25	A	Minnesota	45 65									109	A	Stony Brook	61 63
												128	A	Colorado St.	53 56
												150	A	Lehigh	54 67
												300	A	Binghamton	61 72
												317	H	UMass Lowell	63 54
												342	H	Albany (NY)	48 34
-----															
LAST 12 Division I GAMES:															
25	A	Minnesota	45 65	109	A	Stony Brook	61 63								
317	H	UMass Lowell	63 54	150	A	Lehigh	54 67								
342	H	Albany (NY)	48 34	128	A	Colorado St.	53 56								
300	A	Binghamton	61 72												

Non-Div I Games:

Average RPI Loss: 38

DIV. I ONLY	4- 4	163	1- 0	79	115	122	122	4	4
DIV. I NON-CONF.	4- 4	163	1- 0	79	115	122	122	4	4
TOTALS	RPI 1-25	RPI 26-50	W-L RECORDS	RPI 51-100	RPI 101-150	RPI 150+			
4- 4	0- 3	0- 0	OVERALL	0- 0	1- 1	3- 0			
2- 2	0- 2	0- 0	HOME	0- 0	1- 0	1- 0			
2- 2	0- 1	0- 0	AWAY	0- 0	0- 1	2- 0			
0- 0	0- 0	0- 0	NEUTRAL	0- 0	0- 0	0- 0			
4- 4	0- 3	0- 0	NON-CONFERENCE	0- 0	1- 1	3- 0			
2- 2	0- 2	0- 0	HOME	0- 0	1- 0	1- 0			
2- 2	0- 1	0- 0	AWAY	0- 0	0- 1	2- 0			
0- 0	0- 0	0- 0	NEUTRAL	0- 0	0- 0	0- 0			
0- 0	0- 0	0- 0	CONFERENCE	0- 0	0- 0	0- 0			
0- 0	0- 0	0- 0	HOME	0- 0	0- 0	0- 0			
0- 0	0- 0	0- 0	AWAY	0- 0	0- 0	0- 0			
0- 0	0- 0	0- 0	NEUTRAL	0- 0	0- 0	0- 0			

RPI 1-25					
RPI	S	Opponent	Score		
9	H	Drake	69	85	
16	H	South Dakota	65	77	
23	A	South Dakota St.	48	74	

RPI 26-50					
RPI	S	Opponent	Score		

RPI 51-100					
RPI	S	Opponent	Score		

RPI 101+ Team's RPI: 122					
RPI	S	Opponent	Score		
103	A	UNI	55	65	
124	H	Nebraska	74	65	
239	A	Wichi ta St.	83	71	
258	H	Omaha	66	51	
332	A	North Dakota St.	86	51	

LAST 12 Division I GAMES:					
239	A	Wi chi ta St.	83	71	
258	H	Omaha	66	51	
124	H	Nebraska	74	65	
9	H	Drake	69	85	
103	A	UNI	55	65	
23	A	South Dakota St.	48	74	
332	A	North Dakota St.	86	51	
16	H	South Dakota	65	77	

Creighton

Average RPI	Win:	268	WON-LOST	WINNING	LAST 10	STRENGTH OF	OPP. STRENGTH	TEAM	ADJ.	CONF.	ADJ CONF.
Average RPI	Loss:	174	RECORD	PCT. RANK	GAMES	SCHEDULE	OF SCHEDULE	RPI	RPI	RPI	RPI
DIV. I ONLY		5- 4		147	0- 1	304	186	237	237	17	17
DIV. I NON-CONF.		5- 4		147	0- 1	304	186	237	237	17	17
-----											
TOTALS	RPI 1-25		RPI 26-50		W-L RECORDS	RPI 51-100		RPI 101-150		RPI 150+	
5- 4	0- 0		0- 0		OVERALL	0- 1		0- 1		5- 2	
4- 0	0- 0		0- 0		HOME	0- 0		0- 0		4- 0	
1- 2	0- 0		0- 0		AWAY	0- 0		0- 1		1- 1	
0- 2	0- 0		0- 0		NEUTRAL	0- 1		0- 0		0- 1	
5- 4	0- 0		0- 0		NON-CONFERENCE	0- 1		0- 1		5- 2	
4- 0	0- 0		0- 0		HOME	0- 0		0- 0		4- 0	
1- 2	0- 0		0- 0		AWAY	0- 0		0- 1		1- 1	
0- 2	0- 0		0- 0		NEUTRAL	0- 1		0- 0		0- 1	
0- 0	0- 0		0- 0		CONFERENCE	0- 0		0- 0		0- 0	
0- 0	0- 0		0- 0		HOME	0- 0		0- 0		0- 0	
0- 0	0- 0		0- 0		AWAY	0- 0		0- 0		0- 0	
0- 0	0- 0		0- 0		NEUTRAL	0- 0		0- 0		0- 0	

RPI 1-25				RPI 26-50				RPI 51-100				RPI 101+				Team's RPI: 237
RPI	S	Opponent	Score	RPI	S	Opponent	Score	RPI	S	Opponent	Score	RPI	S	Opponent	Score	
								63	N	Middle Tenn.	58 70	134	A	San Diego	76 78	
												171	H	Boston U.	64 44	
												201	A	Cal St. Fullerton	62 67	
												253	H	Fairfield	59 46	
												286	A	Vermont	66 42	
												297	N	UC Santa Barbara	56 62	
												311	H	Loyol a Maryl and	54 41	
												317	H	UMass Lowell	70 54	
-----																
LAST 12 Division I GAMES:																
				297	N	UC Santa Barbara	56 62	63	N	Middle Tenn.	58 70					
				317	H	UMass Lowell	70 54	286	A	Vermont	66 42					
				253	H	Fairfield	59 46	311	H	Loyol a Maryl and	54 41					
				171	H	Boston U.	64 44									
				134	A	San Diego	76 78									
				201	A	Cal St. Fullerton	62 67									

Non-Div I Games:

Dartmouth

Average RPI Win: 263      WON-LOST RECORD      WINNING PCT. RANK      LAST 10 GAMES      STRENGTH OF SCHEDULE      OPP. STRENGTH OF SCHEDULE      TEAM RPI      ADJ. RPI      CONF. RPI      ADJ CONF. RPI

DIV. I ONLY	3- 5	218	0- 1	327	233	305	305	16	16
DIV. I NON-CONF.	3- 5	218	0- 1	327	233	305	305	16	16
-----									
TOTALS	RPI 1-25	RPI 26-50	W-L RECORDS	RPI 51-100	RPI 101-150	RPI 150+			
3- 5	0- 0	0- 0	OVERALL	0- 0	0- 0	3- 5			
2- 1	0- 0	0- 0	HOME	0- 0	0- 0	2- 1			
1- 4	0- 0	0- 0	AWAY	0- 0	0- 0	1- 4			
0- 0	0- 0	0- 0	NEUTRAL	0- 0	0- 0	0- 0			
3- 5	0- 0	0- 0	NON-CONFERENCE	0- 0	0- 0	3- 5			
2- 1	0- 0	0- 0	HOME	0- 0	0- 0	2- 1			
1- 4	0- 0	0- 0	AWAY	0- 0	0- 0	1- 4			
0- 0	0- 0	0- 0	NEUTRAL	0- 0	0- 0	0- 0			
0- 0	0- 0	0- 0	CONFERENCE	0- 0	0- 0	0- 0			
0- 0	0- 0	0- 0	HOME	0- 0	0- 0	0- 0			
0- 0	0- 0	0- 0	AWAY	0- 0	0- 0	0- 0			
0- 0	0- 0	0- 0	NEUTRAL	0- 0	0- 0	0- 0			

RPI 1-25				RPI 26-50				RPI 51-100				RPI 101+ Team's RPI: 305			
RPI	S	Opponent	Score	RPI	S	Opponent	Score	RPI	S	Opponent	Score	RPI	S	Opponent	Score
												157	A	Princeton	57 65
												164	A	UNC Asheville	56 69
												174	H	William & Mary	76 65
												211	A	Elon	72 73
												216	H	Appalachian St.	78 81
												259	A	Gardner-Webb	49 54
												268	H	High Point	71 62
												347	A	Charleston So.	72 34
LAST 12 Division I GAMES:															
				174	H	William & Mary	76 65	211	A	Elon	72 73				
				164	A	UNC Asheville	56 69	157	A	Princeton	57 65				
				216	H	Appalachian St.	78 81	268	H	High Point	71 62				
				259	A	Gardner-Webb	49 54								
				347	A	Charleston So.	72 34								

Non-Div I Games: Queens (NC) 80 47

Davidson



Average RPI Win: 172

Average RPI Loss: 58

WON-LOST  
RECORDWINNING  
PCT. RANKLAST 10  
GAMESSTRENGTH OF  
SCHEDULEOPP. STRENGTH  
OF SCHEDULETEAM  
RPIADJ.  
RPICONF.  
RPIADJ CONF.  
RPIDIV. I ONLY  
DIV. I NON-CONF.3- 5  
3- 5218  
2181- 0  
1- 06  
6234  
23494  
9494  
9416  
1616  
16

TOTALS

RPI 1-25

RPI 26-50

W-L RECORDS

RPI 51-100

RPI 101-150

RPI 150+

3- 5

0- 0

0- 3

OVERALL

1- 1

1- 1

1- 0

3- 1

0- 0

0- 1

HOME

1- 0

1- 0

1- 0

0- 4

0- 0

0- 2

AWAY

0- 1

0- 1

0- 0

0- 0

0- 0

0- 0

NEUTRAL

0- 0

0- 0

0- 0

3- 5

0- 0

0- 3

NON-CONFERENCE

1- 1

1- 1

1- 0

3- 1

0- 0

0- 1

HOME

1- 0

1- 0

1- 0

0- 4

0- 0

0- 2

AWAY

0- 1

0- 1

0- 0

0- 0

0- 0

0- 0

NEUTRAL

0- 0

0- 0

0- 0

0- 0

0- 0

0- 0

CONFERENCE

0- 0

0- 0

0- 0

0- 0

0- 0

0- 0

HOME

0- 0

0- 0

0- 0

0- 0

0- 0

0- 0

AWAY

0- 0

0- 0

0- 0

0- 0

0- 0

0- 0

NEUTRAL

0- 0

0- 0

0- 0

RPI 1-25

RPI 26-50

RPI 51-100

Team's RPI: 94



RPI 101+



RPI S Opponent Score



RPI S Opponent Score


RPI S Opponent Score



RPI S Opponent Score



26  Green Bay 35  51


30  Northeastern 79  84


50  Maryland 71  82

77  Toledo 70 49

81  South Carolina 55  65

105  James Madison 55  68



117  Buffalo 72 59



322  Colgate 67 58



LAST 12 Division I GAMES:


117  Buffalo 72 59



322  Colgate 67 58



105  James Madison 55  68

81  South Carolina 55  65

26  Green Bay 35  51

77  Toledo 70 49

30  Northeastern 79  84

50  Maryland 71  82

Non-Div I Games:

Dayton

Average RPI Win: 154

Average RPI Loss: 4

WON-LOST  
RECORDWINNING  
PCT. RANKLAST 10  
GAMESSTRENGTH OF  
SCHEDULEOPP. STRENGTH  
OF SCHEDULETEAM  
RPIADJ.  
RPICONF.  
RPIADJ CONF.  
RPIDIV. I ONLY  
DIV. I NON-CONF.7- 3  
7- 390  
901- 0  
1- 055  
5513  
1332  
3232  
324  
44  
4

TOTALS

RPI 1-25

RPI 26-50

W-L RECORDS

RPI 51-100

RPI 101-150

RPI 150+

7- 3 0- 3  
4- 1 0- 1  
1- 1 0- 1  
2- 1 0- 11- 0  
1- 0  
0- 0  
0- 0OVERALL  
HOME  
AWAY  
NEUTRAL2- 0  
1- 0  
0- 0  
1- 00- 0  
0- 0  
0- 0  
0- 04- 0  
2- 0  
1- 0  
1- 07- 3 0- 3  
4- 1 0- 1  
1- 1 0- 1  
2- 1 0- 11- 0  
1- 0  
0- 0  
0- 0NON-CONFERENCE  
HOME  
AWAY  
NEUTRAL2- 0  
1- 0  
0- 0  
1- 00- 0  
0- 0  
0- 0  
0- 04- 0  
2- 0  
1- 0  
1- 00- 0 0- 0  
0- 0 0- 0  
0- 0 0- 0  
0- 0 0- 00- 0  
0- 0  
0- 0  
0- 0CONFERENCE  
HOME  
AWAY  
NEUTRAL0- 0  
0- 0  
0- 0  
0- 00- 0  
0- 0  
0- 0  
0- 00- 0  
0- 0  
0- 0  
0- 0

RPI 1-25

RPI 26-50

Team's RPI: 32

RPI 51-100

RPI 101+

RPI	S	Opponent	Score
1	H	Notre Dame	77 101
2	A	UConn	63 99
10	N	Syracuse	81 83

RPI	S	Opponent	Score
26	H	Green Bay	73 64

RPI	S	Opponent	Score
59	H	Northwestern	76 60
95	N	Kansas St.	79 59

RPI	S	Opponent	Score
157	N	Princeton	82 67
182	A	Oklahoma	87 76
215	H	Temple	102 88
343	H	Savannah St.	124 61

LAST 12 Division I GAMES:

182	A	Oklahoma	87 76	10	N	Syracuse	81 83
59	H	Northwestern	76 60	95	N	Kansas St.	79 59
215	H	Temple	102 88	157	N	Princeton	82 67
2	A	UConn	63 99	1	H	Notre Dame	77 101
343	H	Savannah St.	124 61	26	H	Green Bay	73 64

DePaul

DePaul

Non-Div I Games:

DePaul

Delaware

Delaware				Through Games Of Dec. 14, 2018								
Average RPI	Win:	257	WON-LOST	WINNING	LAST 10	STRENGTH OF	OPP. STRENGTH	TEAM	ADJ.	CONF.	ADJ CONF.	
Average RPI	Loss:	113	RECORD	PCT. RANK	GAMES	SCHEDULE	OF SCHEDULE	RPI	RPI	RPI	RPI	
DIV. I ONLY		3- 6		237	1- 0	113		289	206	206	12	12
DIV. I NON-CONF.		3- 6		237	1- 0	113		289	206	206	12	12
-----												
TOTALS	RPI 1-25		RPI 26-50		W-L RECORDS	RPI 51-100		RPI 101-150		RPI 150+		
3- 6	0- 1		0- 0		OVERALL	0- 0		1- 3		2- 2		
0- 1	0- 1		0- 0		HOME	0- 0		0- 0		0- 0		
1- 3	0- 0		0- 0		AWAY	0- 0		0- 1		1- 2		
2- 2	0- 0		0- 0		NEUTRAL	0- 0		1- 2		1- 0		
3- 6	0- 1		0- 0		NON-CONFERENCE	0- 0		1- 3		2- 2		
0- 1	0- 1		0- 0		HOME	0- 0		0- 0		0- 0		
1- 3	0- 0		0- 0		AWAY	0- 0		0- 1		1- 2		
2- 2	0- 0		0- 0		NEUTRAL	0- 0		1- 2		1- 0		
0- 0	0- 0		0- 0		CONFERENCE	0- 0		0- 0		0- 0		
0- 0	0- 0		0- 0		HOME	0- 0		0- 0		0- 0		
0- 0	0- 0		0- 0		AWAY	0- 0		0- 0		0- 0		
0- 0	0- 0		0- 0		NEUTRAL	0- 0		0- 0		0- 0		

RPI 1-25				RPI 26-50				RPI 51-100				RPI 101+ Team's RPI: 206			
RPI	S	Opponent	Score	RPI	S	Opponent	Score	RPI	S	Opponent	Score	RPI	S	Opponent	Score
24	H	UCF	60 71									103	A	UNI	67 79
												104	N	Bradley	47 59
												107	N	Montana St.	60 69
												149	N	Nicholls St.	71 56
												166	A	George Mason	46 72
												171	A	Boston U.	61 72
												304	A	Delaware St.	85 77
												319	N	Lafayette	65 47
-----															
LAST 12 Division I GAMES:															
149	N	Nicholls St.	71 56	319	N	Lafayette	65 47								
24	H	UCF	60 71	107	N	Montana St.	60 69								
166	A	George Mason	46 72	103	A	UNI	67 79								
171	A	Boston U.	61 72												
104	N	Bradley	47 59												
304	A	Delaware St.	85 77												

Non-Div I Games:

Delaware

Delaware

Average RPI	Win:	0	WON-LOST	WINNING	LAST 10	STRENGTH OF	OPP. STRENGTH	TEAM	ADJ.	CONF.	ADJ CONF.
Average RPI	Loss:	129	RECORD	PCT. RANK	GAMES	SCHEDULE	OF SCHEDULE	RPI	RPI	RPI	RPI
DIV. I ONLY		0- 5		328	0- 1	123	151	304	304	32	32
DIV. I NON-CONF.		0- 5		328	0- 1	123	151	304	304	32	32
-----											
TOTALS	RPI 1-25		RPI 26-50		W-L RECORDS	RPI 51-100		RPI 101-150		RPI 150+	
0- 5	0- 0		0- 0		OVERALL	0- 2		0- 1		0- 2	
0- 2	0- 0		0- 0		HOME	0- 0		0- 1		0- 1	
0- 3	0- 0		0- 0		AWAY	0- 2		0- 0		0- 1	
0- 0	0- 0		0- 0		NEUTRAL	0- 0		0- 0		0- 0	
0- 5	0- 0		0- 0		NON-CONFERENCE	0- 2		0- 1		0- 2	
0- 2	0- 0		0- 0		HOME	0- 0		0- 1		0- 1	
0- 3	0- 0		0- 0		AWAY	0- 2		0- 0		0- 1	
0- 0	0- 0		0- 0		NEUTRAL	0- 0		0- 0		0- 0	
0- 0	0- 0		0- 0		CONFERENCE	0- 0		0- 0		0- 0	
0- 0	0- 0		0- 0		HOME	0- 0		0- 0		0- 0	
0- 0	0- 0		0- 0		AWAY	0- 0		0- 0		0- 0	
0- 0	0- 0		0- 0		NEUTRAL	0- 0		0- 0		0- 0	

RPI 1-25				RPI 26-50				RPI 51-100				RPI 101+ Team's RPI : 304						
RPI	S	Opponent	Score	RPI	S	Opponent	Score	RPI	S	Opponent	Score	RPI	S	Opponent	Score			
								56	A	Xavi er	59	80	105	H	James Madi son	57	103	
								64	A	St. John' s (NY)	44	82	206	H	Del aware	77	85	
													215	A	Temple	61	75	
LAST 12 Division I GAMES:																		
				215	A	Temple	61	75	56	A	Xavi er	59	80	64	A	St. John' s (NY)	44	82
									206	H	Del aware	77	85	105	H	James Madi son	57	103

Non-Div I Games: Post 65 53 Cheyney 79 59

Del aware St.

Average RPI	Win:	159	WON-LOST	WINNING	LAST 10	STRENGTH OF	OPP. STRENGTH	TEAM	ADJ.	CONF.	ADJ CONF.
Average RPI	Loss:	56	RECORD	PCT. RANK	GAMES	SCHEDULE	OF SCHEDULE	RPI	RPI	RPI	RPI
DIV. I ONLY		7- 3		90	0- 1	185	25	70	70	13	13
DIV. I NON-CONF.		7- 3		90	0- 1	185	25	70	70	13	13
-----											
TOTALS	RPI 1-25		RPI 26-50		W-L RECORDS	RPI 51-100		RPI 101-150		RPI 150+	
7- 3	0- 0		1- 2		OVERALL	1- 1		1- 0		4- 0	
6- 0	0- 0		1- 0		HOME	1- 0		1- 0		3- 0	
1- 3	0- 0		0- 2		AWAY	0- 1		0- 0		1- 0	
0- 0	0- 0		0- 0		NEUTRAL	0- 0		0- 0		0- 0	
7- 3	0- 0		1- 2		NON-CONFERENCE	1- 1		1- 0		4- 0	
6- 0	0- 0		1- 0		HOME	1- 0		1- 0		3- 0	
1- 3	0- 0		0- 2		AWAY	0- 1		0- 0		1- 0	
0- 0	0- 0		0- 0		NEUTRAL	0- 0		0- 0		0- 0	
0- 0	0- 0		0- 0		CONFERENCE	0- 0		0- 0		0- 0	
0- 0	0- 0		0- 0		HOME	0- 0		0- 0		0- 0	
0- 0	0- 0		0- 0		AWAY	0- 0		0- 0		0- 0	
0- 0	0- 0		0- 0		NEUTRAL	0- 0		0- 0		0- 0	

RPI 1-25				RPI 26-50				RPI 51-100				Team's RPI: 70				RPI 101+			
RPI	S	Opponent	Score	RPI	S	Opponent	Score	RPI	S	Opponent	Score	RPI	S	Opponent	Score	RPI	S	Opponent	Score
				34	H	Lamar University	117 110	83	A	New Mexico St.	64 66	139	H	American	83 54				
				38	A	Northern Colo.	66 74	93	H	Loyola Marymount	104 75	162	H	Air Force	92 66				
				47	A	Wyoming	74 78					221	H	UMKC	92 75				
												224	A	Southern Utah	71 70				
												241	H	St. Bonaventure	76 62				
LAST 12 Division I GAMES:																			
				83	A	New Mexico St.	64 66	34	H	Lamar University	117 110	139	H	American	83 54				
				224	A	Southern Utah	71 70	38	A	Northern Colo.	66 74	162	H	Air Force	92 66				
				47	A	Wyoming	74 78	93	H	Loyola Marymount	104 75	221	H	UMKC	92 75				
				241	H	St. Bonaventure	76 62												

Non-Div I Games:

Denver

Average RPI Win:	334	WON-LOST	WINNING	LAST 10	STRENGTH OF	OPP. STRENGTH	TEAM	ADJ.	CONF.	ADJ CONF.
Average RPI Loss:	163	RECORD	PCT. RANK	GAMES	SCHEDULE	OF SCHEDULE	RPI	RPI	RPI	RPI

DIV. I ONLY	1- 7	308	0- 1	145	293	280	280	15	15
DIV. I NON-CONF.	1- 7	308	0- 1	145	293	280	280	15	15
TOTALS	RPI 1-25	RPI 26-50	W-L RECORDS	RPI 51-100	RPI 101-150	RPI 150+			
1- 7	0- 0	0- 1	OVERALL	0- 1	0- 1	1- 4			
0- 3	0- 0	0- 0	HOME	0- 0	0- 1	0- 2			
1- 4	0- 0	0- 1	AWAY	0- 1	0- 0	1- 2			
0- 0	0- 0	0- 0	NEUTRAL	0- 0	0- 0	0- 0			
1- 7	0- 0	0- 1	NON-CONFERENCE	0- 1	0- 1	1- 4			
0- 3	0- 0	0- 0	HOME	0- 0	0- 1	0- 2			
1- 4	0- 0	0- 1	AWAY	0- 1	0- 0	1- 2			
0- 0	0- 0	0- 0	NEUTRAL	0- 0	0- 0	0- 0			
0- 0	0- 0	0- 0	CONFERENCE	0- 0	0- 0	0- 0			
0- 0	0- 0	0- 0	HOME	0- 0	0- 0	0- 0			
0- 0	0- 0	0- 0	AWAY	0- 0	0- 0	0- 0			
0- 0	0- 0	0- 0	NEUTRAL	0- 0	0- 0	0- 0			

RPI 1-25	RPI 26-50	RPI 51-100	RPI 101+	Team's RPI: 280
RPI S Opponent Score	RPI S Opponent Score	RPI S Opponent Score	RPI S Opponent Score	
	42 A Mi chi gan 62 95	91 A Oh io St. 41 55	110 H Mi ami (OH) 59 78	
			169 A Loyol a Chi cago 43 52	
			172 A Eastern Mi ch. 53 60	
			258 H Omaha 42 51	
			302 H Western Mi ch. 44 54	
			334 A Manhattan 58 56	
LAST 12 Division I GAMES:				
	172 A Eastern Mi ch. 53 60	302 H Western Mi ch. 44 54		
	258 H Omaha 42 51	91 A Oh io St. 41 55		
	334 A Manhattan 58 56			
	42 A Mi chi gan 62 95			
	110 H Mi ami (OH) 59 78			
	169 A Loyol a Chi cago 43 52			

Non-Div I Games: Mi ch. -Dearborn 68 60

Detroit Mercy

Average RPI Win: 118

Average RPI Loss: 12

WON-LOST  
RECORDWINNING  
PCT. RANKLAST 10  
GAMESSTRENGTH OF  
SCHEDULEOPP. STRENGTH  
OF SCHEDULETEAM  
RPIADJ.  
RPICONF.  
RPIADJ CONF.  
RPIDIV. I ONLY  
DIV. I NON-CONF.7- 2  
7- 251  
511- 0  
1- 043  
434  
49  
99  
914  
1414  
14

TOTALS

RPI 1-25

RPI 26-50

W-L RECORDS

RPI 51-100

RPI 101-150

RPI 150+

7- 2 1- 2

0- 0

OVERALL

2- 0

3- 0

1- 0

2- 0 1- 0

0- 0

HOME

0- 0

1- 0

0- 0

3- 1 0- 1

0- 0

AWAY

0- 0

2- 0

1- 0

2- 1 0- 1

0- 0

NEUTRAL

2- 0

0- 0

0- 0

7- 2 1- 2

0- 0

NON-CONFERENCE

2- 0

3- 0

1- 0

2- 0 1- 0

0- 0

HOME

0- 0

1- 0

0- 0

3- 1 0- 1

0- 0

AWAY

0- 0

2- 0

1- 0

2- 1 0- 1

0- 0

NEUTRAL

2- 0

0- 0

0- 0

0- 0 0- 0

0- 0

CONFERENCE

0- 0

0- 0

0- 0

0- 0 0- 0

0- 0

HOME

0- 0

0- 0

0- 0

0- 0 0- 0

0- 0

AWAY

0- 0

0- 0

0- 0

0- 0 0- 0

0- 0

NEUTRAL

0- 0

0- 0

0- 0

RPI 1-25 Team's RPI: 9

RPI 26-50

RPI 51-100

RPI 101+

RPI	S	Opponent	Score
1	N	Notre Dame	64 82
16	H	South Dakota	76 64
23	A	South Dakota St.	71 80

RPI	S	Opponent	Score
-----	---	----------	-------

RPI	S	Opponent	Score
81	N	South Carolina	90 85
96	N	Rutgers	69 59

RPI	S	Opponent	Score
122	A	Creighton	85 69
124	A	Nebraska	83 77
135	H	CSUN	73 63
251	A	Western Ill.	98 71

LAST 12 Division I GAMES:

135	H	CSUN	73	63	81	N	South Carolina	90	85
16	H	South Dakota	76	64	1	N	Notre Dame	64	82
251	A	Western Ill.	98	71	23	A	South Dakota St.	71	80
124	A	Nebraska	83	77	122	A	Creighton	85	69
					96	N	Rutgers	69	59

Non-Div I Games:

Clarke

91 43

Drake

Loss, 
 Non-Conf, 
 S Site, 
 H Home
A Away 
 N Neutral

Average RPI Win: **260**  
 Average RPI Loss: **88**

WON-LOST  
RECORD

WINNING  
PCT. RANK

LAST 10  
GAMES

STRENGTH OF  
SCHEDULE

OPP. STRENGTH  
OF SCHEDULE

TEAM  
RPI

ADJ.  
RPI

CONF.  
RPI

ADJ CONF.  
RPI

DIV. I ONLY	6- 2	69	1- 0	265	177	148	148	12	12
DIV. I NON-CONF.	6- 2	69	1- 0	265	177	148	148	12	12
TOTALS	RPI 1-25	RPI 26-50	W-L RECORDS	RPI 51-100	RPI 101-150	RPI 150+			
6- 2	0- 0	0- 0	OVERALL	1- 1	0- 1	5- 0			
2- 1	0- 0	0- 0	HOME	1- 1	0- 0	1- 0			
3- 0	0- 0	0- 0	AWAY	0- 0	0- 0	3- 0			
1- 1	0- 0	0- 0	NEUTRAL	0- 0	0- 1	1- 0			
6- 2	0- 0	0- 0	NON-CONFERENCE	1- 1	0- 1	5- 0			
2- 1	0- 0	0- 0	HOME	1- 1	0- 0	1- 0			
3- 0	0- 0	0- 0	AWAY	0- 0	0- 0	3- 0			
1- 1	0- 0	0- 0	NEUTRAL	0- 0	0- 1	1- 0			
0- 0	0- 0	0- 0	CONFERENCE	0- 0	0- 0	0- 0			
0- 0	0- 0	0- 0	HOME	0- 0	0- 0	0- 0			
0- 0	0- 0	0- 0	AWAY	0- 0	0- 0	0- 0			
0- 0	0- 0	0- 0	NEUTRAL	0- 0	0- 0	0- 0			

RPI	S	Opponent	Score	RPI	S	Opponent	Score	RPI	S	Opponent	Score	RPI	S	Opponent	Score	Team's RPI: 148
55	H	Bucknell	64 42	67	H	Quinnipiac	52 56	108	N	Wright St.	63 71	286	A	Vermont	60 44	
								289	A	La Salle	58 43	292	N	Siena	51 39	
								303	H	Saint Joseph's	51 34	334	A	Manhattan	53 39	
LAST 12 Division I GAMES:																
286	A	Vermont	60 44	334	A	Manhattan	53 39	289	A	La Salle	58 43	292	N	Siena	51 39	
108	N	Wright St.	63 71	55	H	Bucknell	64 42	303	H	Saint Joseph's	51 34	67	H	Quinnipiac	52 56	

Non-Div I Games:

Drexel



Average RPI	Win: 175	WON-LOST RECORD	WINNING PCT. RANK	LAST 10 GAMES	STRENGTH OF SCHEDULE	OPP. STRENGTH OF SCHEDULE	TEAM RPI	ADJ. RPI	CONF. RPI	ADJ CONF. RPI
Average RPI	Loss: 63									
DIV. I ONLY		6- 3	97	0- 1	57	135	43	43	1	1
DIV. I NON-CONF.		6- 3	97	0- 1	57	135	43	43	1	1
-----										
TOTALS	RPI 1-25		RPI 26-50	W-L RECORDS	RPI 51-100		RPI 101-150		RPI 150+	
6- 3	0- 0		0- 0	OVERALL	1- 3		2- 0		3- 0	
3- 0	0- 0		0- 0	HOME	0- 0		1- 0		2- 0	
2- 1	0- 0		0- 0	AWAY	1- 1		1- 0		0- 0	
1- 2	0- 0		0- 0	NEUTRAL	0- 2		0- 0		1- 0	
6- 3	0- 0		0- 0	NON-CONFERENCE	1- 3		2- 0		3- 0	
3- 0	0- 0		0- 0	HOME	0- 0		1- 0		2- 0	
2- 1	0- 0		0- 0	AWAY	1- 1		1- 0		0- 0	
1- 2	0- 0		0- 0	NEUTRAL	0- 2		0- 0		1- 0	
0- 0	0- 0		0- 0	CONFERENCE	0- 0		0- 0		0- 0	
0- 0	0- 0		0- 0	HOME	0- 0		0- 0		0- 0	
0- 0	0- 0		0- 0	AWAY	0- 0		0- 0		0- 0	
0- 0	0- 0		0- 0	NEUTRAL	0- 0		0- 0		0- 0	

RPI 1-25				RPI 26-50				Team's RPI: 43				RPI 51-100				RPI 101+			
RPI	S	Opponent	Score	RPI	S	Opponent	Score					RPI	S	Opponent	Score	RPI	S	Opponent	Score
												54	A	Maine	66 63	123	H	Marist	64 56
												58	N	Washington	64 71	146	A	Wisconsin	60 53
												59	A	Northwestern	58 84	211	H	Elon	81 64
												72	N	Missouri	54 62	223	H	UNLV	66 38
																295	N	Ball St.	79 62
LAST 12 Division I GAMES:																			
				72	N	Missouri	54 62					211	H	Elon	81 64				
				295	N	Ball St.	79 62					54	A	Maine	66 63				
				223	H	UNLV	66 38					59	A	Northwestern	58 84				
				123	H	Marist	64 56												
				146	A	Wisconsin	60 53												
				58	N	Washington	64 71												

Non-Div I Games:

Duke

Duquesne				Through Games Of Dec. 14, 2018							
Average RPI	Win:	171	WON-LOST RECORD	WINNING PCT. RANK	LAST 10 GAMES	STRENGTH OF SCHEDULE	OPP. STRENGTH OF SCHEDULE	TEAM RPI	ADJ. RPI	CONF. RPI	ADJ CONF. RPI
DIV. I ONLY			4- 4	163	0- 1	30	147	39	39	16	16
DIV. I NON-CONF.			4- 4	163	0- 1	30	147	39	39	16	16
-----											
TOTALS	RPI 1-25		RPI 26-50		W-L RECORDS	RPI 51-100		RPI 101-150		RPI 150+	
4- 4	0- 1		0- 1		OVERALL	0- 2		1- 0		3- 0	
1- 1	0- 1		0- 0		HOME	0- 0		0- 0		1- 0	
3- 3	0- 0		0- 1		AWAY	0- 2		1- 0		2- 0	
0- 0	0- 0		0- 0		NEUTRAL	0- 0		0- 0		0- 0	
4- 4	0- 1		0- 1		NON-CONFERENCE	0- 2		1- 0		3- 0	
1- 1	0- 1		0- 0		HOME	0- 0		0- 0		1- 0	
3- 3	0- 0		0- 1		AWAY	0- 2		1- 0		2- 0	
0- 0	0- 0		0- 0		NEUTRAL	0- 0		0- 0		0- 0	
0- 0	0- 0		0- 0		CONFERENCE	0- 0		0- 0		0- 0	
0- 0	0- 0		0- 0		HOME	0- 0		0- 0		0- 0	
0- 0	0- 0		0- 0		AWAY	0- 0		0- 0		0- 0	
0- 0	0- 0		0- 0		NEUTRAL	0- 0		0- 0		0- 0	
-----											
RPI 1-25				RPI 26-50		Team's RPI: 39		RPI 51-100		RPI 101+	
RPI	S	Opponent	Score	RPI	S	Opponent	Score	RPI	S	Opponent	Score
24	H	UCF	63 71	48	A	Texas	41 78	51	A	TCU	48 61
								77	A	Toledo	52 65
										111	A Penn St.
										151	H Mt. St. Mary's
										170	A Kent St.
										252	A Saint Francis (PA)

Non-Div I Games:

Duquesne

Average RPI Win:	267	WON-LOST	WINNING	LAST 10	STRENGTH OF	OPP. STRENGTH	TEAM	ADJ.	CONF.	ADJ CONF.
Average RPI Loss:	142	RECORD	PCT. RANK	GAMES	SCHEDULE	OF SCHEDULE	RPI	RPI	RPI	RPI
DIV. I ONLY	2- 11	298	0- 2	143	216	290	290	26	26	
DIV. I NON-CONF.	2- 11	298	0- 2	143	216	290	290	26	26	
-----										
TOTALS	RPI 1-25	RPI 26-50	W-L RECORDS	RPI 51-100	RPI 101-150	RPI 150+				
2- 11	0- 0	0- 1	OVERALL	0- 3	0- 2	2- 5				
2- 3	0- 0	0- 0	HOME	0- 0	0- 1	2- 2				
0- 5	0- 0	0- 1	AWAY	0- 1	0- 1	0- 2				
0- 3	0- 0	0- 0	NEUTRAL	0- 2	0- 0	0- 1				
2- 11	0- 0	0- 1	NON-CONFERENCE	0- 3	0- 2	2- 5				
2- 3	0- 0	0- 0	HOME	0- 0	0- 1	2- 2				
0- 5	0- 0	0- 1	AWAY	0- 1	0- 1	0- 2				
0- 3	0- 0	0- 0	NEUTRAL	0- 2	0- 0	0- 1				
0- 0	0- 0	0- 0	CONFERENCE	0- 0	0- 0	0- 0				
0- 0	0- 0	0- 0	HOME	0- 0	0- 0	0- 0				
0- 0	0- 0	0- 0	AWAY	0- 0	0- 0	0- 0				
0- 0	0- 0	0- 0	NEUTRAL	0- 0	0- 0	0- 0				

RPI 1-25				RPI 26-50				RPI 51-100				RPI 101+				Team's RPI: 290	
RPI	S	Opponent	Score	RPI	S	Opponent	Score	RPI	S	Opponent	Score	RPI	S	Opponent	Score		
				28	A	Michigan St.	53 75	81	N	South Carolina	55 101	129	H	Houston	77 84		
								87	A	Radford	64 79	147	A	South Alabama	74 81		
								96	N	Rutgers	44 68	159	N	Western Ky.	68 82		
												164	A	UNC Asheville	55 56		
												184	A	Cincinnati	64 77		
												207	H	Troy	66 84		
												216	H	Appalachian St.	95 64		
												281	H	Liberty	86 89		
												318	H	N. C. A&T	61 56		
LAST 12 Division I GAMES:																	
				96	N	Rutgers	44 68	159	N	Western Ky.	68 82						
				147	A	South Alabama	74 81	318	H	N. C. A&T	61 56						
				81	N	South Carolina	55 101	164	A	UNC Asheville	55 56						
				207	H	Troy	66 84	281	H	Liberty	86 89						
				87	A	Radford	64 79	129	H	Houston	77 84						
				28	A	Michigan St.	53 75	216	H	Appalachian St.	95 64						

Non-Div I Games:

ETSU

Average RPI Win:	249	WON-LOST	WINNING	LAST 10	STRENGTH OF	OPP. STRENGTH	TEAM	ADJ.	CONF.	ADJ CONF.
Average RPI Loss:	122	RECORD	PCT. RANK	GAMES	SCHEDULE	OF SCHEDULE	RPI	RPI	RPI	RPI

DIV. I ONLY	6- 2	69	1- 0	318	137	178	178	8	8
DIV. I NON-CONF.	6- 2	69	1- 0	318	137	178	178	8	8
TOTALS	RPI 1-25	RPI 26-50	W-L RECORDS	RPI 51-100	RPI 101-150	RPI 150+			
6- 2	0- 0	0- 0	OVERALL	1- 1	0- 0	5- 1			
6- 0	0- 0	0- 0	HOME	1- 0	0- 0	5- 0			
0- 2	0- 0	0- 0	AWAY	0- 1	0- 0	0- 1			
0- 0	0- 0	0- 0	NEUTRAL	0- 0	0- 0	0- 0			
6- 2	0- 0	0- 0	NON-CONFERENCE	1- 1	0- 0	5- 1			
6- 0	0- 0	0- 0	HOME	1- 0	0- 0	5- 0			
0- 2	0- 0	0- 0	AWAY	0- 1	0- 0	0- 1			
0- 0	0- 0	0- 0	NEUTRAL	0- 0	0- 0	0- 0			
0- 0	0- 0	0- 0	CONFERENCE	0- 0	0- 0	0- 0			
0- 0	0- 0	0- 0	HOME	0- 0	0- 0	0- 0			
0- 0	0- 0	0- 0	AWAY	0- 0	0- 0	0- 0			
0- 0	0- 0	0- 0	NEUTRAL	0- 0	0- 0	0- 0			

RPI 1-25	RPI 26-50	RPI 51-100	RPI 101+ Team's RPI: 178
RPI S Opponent Score	RPI S Opponent Score	RPI S Opponent Score	RPI S Opponent Score
		69 A Charlotte 46 52	174 A William & Mary 43 63
		90 H Wake Forest 70 61	213 H Monmouth 73 67
			246 H Kennesaw St. 68 56
			281 H Liberty 66 63
			330 H Grand Canyon 59 47
			333 H UMES 84 69
LAST 12 Division I GAMES:			
281 H Liberty 66 63	69 A Charlotte 46 52		
333 H UMES 84 69	174 A William & Mary 43 63		
	90 H Wake Forest 70 61		
	246 H Kennesaw St. 68 56		
	330 H Grand Canyon 59 47		
	213 H Monmouth 73 67		

Non-Div I Games:

East Carolina

Average RPI Win: 286

Average RPI Loss: 147

WON-LOST  
RECORDWINNING  
PCT. RANKLAST 10  
GAMESSTRENGTH OF  
SCHEDULEOPP. STRENGTH  
OF SCHEDULETEAM  
RPIADJ.  
RPICONF.  
RPIADJ CONF.  
RPIDIV. I ONLY  
DIV. I NON-CONF.2- 4  
2- 4237  
2370- 1  
0- 1196  
196235  
235231  
231231  
23120  
2020  
20

TOTALS

RPI 1-25

RPI 26-50

W-L RECORDS

RPI 51-100

RPI 101-150

RPI 150+

2- 4

0- 0

0- 0

OVERALL

0- 1

0- 1

2- 2

1- 0

0- 0

0- 0

HOME

0- 0

0- 0

1- 0

0- 4

0- 0

0- 0

AWAY

0- 1

0- 1

0- 2

1- 0

0- 0

0- 0

NEUTRAL

0- 0

0- 0

1- 0

2- 4

0- 0

0- 0

NON-CONFERENCE

0- 1

0- 1

2- 2

1- 0

0- 0

0- 0

HOME

0- 0

0- 0

1- 0

0- 4

0- 0

0- 0

AWAY

0- 1

0- 1

0- 2

1- 0

0- 0

0- 0

NEUTRAL

0- 0

0- 0

1- 0

0- 0

0- 0

0- 0

CONFERENCE

0- 0

0- 0

0- 0

0- 0

0- 0

0- 0

HOME

0- 0

0- 0

0- 0

0- 0

0- 0

0- 0

AWAY

0- 0

0- 0

0- 0

0- 0

0- 0

0- 0

NEUTRAL

0- 0

0- 0

0- 0

RPI 1-25

RPI 26-50

RPI 51-100

RPI 101+

Team's RPI: 231

RPI S Opponent Score

RPI S Opponent Score

RPI S Opponent Score

RPI S Opponent Score

66 A Butler 37 72

104 A Bradley 64 67

156 A Southern Ill. 59 73

251 N Western Ill. 64 62

261 A Valparaiso 60 62

320 H Purdue Fort Wayne 72 63

LAST 12 Division I GAMES:

156 A Southern Ill. 59 73

251 N Western Ill. 64 62

261 A Valparaiso 60 62

104 A Bradley 64 67

320 H Purdue Fort Wayne 72 63

66 A Butler 37 72

Eastern III.

Average RPI Win: 0  
Average RPI Loss: 162

WON-LOST  
RECORD

WINNING  
PCT. RANK

LAST 10  
GAMES

STRENGTH OF  
SCHEDULE

OPP. STRENGTH  
OF SCHEDULE

TEAM  
RPI

ADJ.  
RPI

CONF.  
RPI

ADJ CONF.  
RPI

DIV. I ONLY  
DIV. I NON-CONF.

0- 8  
0- 8

328  
328

0- 1  
0- 1

21  
21

341  
341

262  
262

262  
262

20  
20

20  
20

TOTALS

RPI 1-25

RPI 26-50

W-L RECORDS

RPI 51-100

RPI 101-150

RPI 150+

0- 8 0- 1  
0- 2 0- 0  
0- 4 0- 0  
0- 2 0- 1

0- 0  
0- 0  
0- 0  
0- 0

OVERALL  
HOME  
AWAY  
NEUTRAL

0- 1  
0- 0  
0- 1  
0- 0

0- 1  
0- 0  
0- 1  
0- 0

0- 5  
0- 2  
0- 2  
0- 1

0- 8 0- 1  
0- 2 0- 0  
0- 4 0- 0  
0- 2 0- 1

0- 0  
0- 0  
0- 0  
0- 0

NON-CONFERENCE  
HOME  
AWAY  
NEUTRAL

0- 1  
0- 0  
0- 1  
0- 0

0- 1  
0- 0  
0- 1  
0- 0

0- 5  
0- 2  
0- 2  
0- 1

0- 0 0- 0  
0- 0 0- 0  
0- 0 0- 0  
0- 0 0- 0

0- 0  
0- 0  
0- 0  
0- 0

CONFERENCE  
HOME  
AWAY  
NEUTRAL

0- 0  
0- 0  
0- 0  
0- 0

0- 0  
0- 0  
0- 0  
0- 0

0- 0  
0- 0  
0- 0  
0- 0

RPI 1-25

RPI S Opponent Score  
21 N Florida St. 45 62

RPI 26-50

RPI S Opponent Score

RPI 51-100

RPI S Opponent Score  
78 A Ohio 60 100

RPI 101+

Team's RPI: 262

RPI S Opponent Score  
110 A Miami (OH) 44 60  
166 H George Mason 75 91  
196 H Saint Louis 43 70  
199 N West Virginia 39 81  
227 A Akron 54 63  
302 A Western Mich. 53 64

LAST 12 Division I GAMES:

78 A Ohio 60 100 199 N West Virginia 39 81  
110 A Miami (OH) 44 60 166 H George Mason 75 91  
196 H Saint Louis 43 70 227 A Akron 54 63  
302 A Western Mich. 53 64  
21 N Florida St. 45 62

Non-Div I Games:

Ky. Christian

90 35

Eastern Ky.

Loss, Non-Conf, S Site, H Home A Away N Neutral

Average RPI	Win:	272	WON-LOST	WINNING	LAST 10	STRENGTH OF	OPP. STRENGTH	TEAM	ADJ.	CONF.	ADJ CONF.
Average RPI	Loss:	73	RECORD	PCT. RANK	GAMES	SCHEDULE	OF SCHEDULE	RPI	RPI	RPI	RPI
DIV. I ONLY		5- 2		81	1- 0	292	136	172	172	10	10
DIV. I NON-CONF.		5- 2		81	1- 0	292	136	172	172	10	10
<hr/>											
TOTALS	RPI 1-25		RPI 26-50		W-L RECORDS	RPI 51-100		RPI 101-150		RPI 150+	
5- 2	0- 1		0- 0		OVERALL	0- 0		0- 1		5- 0	
4- 0	0- 0		0- 0		HOME	0- 0		0- 0		4- 0	
1- 1	0- 0		0- 0		AWAY	0- 0		0- 1		1- 0	
0- 1	0- 1		0- 0		NEUTRAL	0- 0		0- 0		0- 0	
5- 2	0- 1		0- 0		NON-CONFERENCE	0- 0		0- 1		5- 0	
4- 0	0- 0		0- 0		HOME	0- 0		0- 0		4- 0	
1- 1	0- 0		0- 0		AWAY	0- 0		0- 1		1- 0	
0- 1	0- 1		0- 0		NEUTRAL	0- 0		0- 0		0- 0	
0- 0	0- 0		0- 0		CONFERENCE	0- 0		0- 0		0- 0	
0- 0	0- 0		0- 0		HOME	0- 0		0- 0		0- 0	
0- 0	0- 0		0- 0		AWAY	0- 0		0- 0		0- 0	
0- 0	0- 0		0- 0		NEUTRAL	0- 0		0- 0		0- 0	

RPI 1-25				RPI 26-50				RPI 51-100				RPI 101+ Team's RPI: 172			
RPI	S	Opponent	Score	RPI	S	Opponent	Score	RPI	S	Opponent	Score	RPI	S	Opponent	Score
8	N	Iowa St.	59 85									137	A	Illinois	66 72
												222	H	UIC	52 38
												257	H	Illinois St.	50 41
												279	H	Cleveland St.	69 63
												280	H	Detroit Mercy	60 53
												320	A	Purdue Fort Wayne	87 72
<hr/>															
LAST 12 Division I GAMES:															
320	A	Purdue Fort Wayne	87 72	222	H	UIC	52 38	8	N	Iowa St.	59 85	257	H	Illinois St.	50 41
280	H	Detroit Mercy	60 53									279	H	Cleveland St.	69 63
137	A	Illinois	66 72												

Non-Div I Games:

Eastern Mich.

Average RPI Win:	0	WON-LOST	WINNING	LAST 10	STRENGTH OF	OPP. STRENGTH	TEAM	ADJ.	CONF.	ADJ CONF.
Average RPI Loss:	117	RECORD	PCT. RANK	GAMES	SCHEDULE	OF SCHEDULE	RPI	RPI	RPI	RPI
DIV. I ONLY	0- 7	328	0- 1	28	274	250	250	11	11	
DIV. I NON-CONF.	0- 7	328	0- 1	28	274	250	250	11	11	
-----										
TOTALS	RPI 1-25	RPI 26-50	W-L RECORDS	RPI 51-100	RPI 101-150	RPI 150+				
0- 7	0- 1	0- 0	OVERALL	0- 3	0- 2	0- 1				
0- 3	0- 1	0- 0	HOME	0- 1	0- 1	0- 0				
0- 3	0- 0	0- 0	AWAY	0- 1	0- 1	0- 1				
0- 1	0- 0	0- 0	NEUTRAL	0- 1	0- 0	0- 0				
0- 7	0- 1	0- 0	NON-CONFERENCE	0- 3	0- 2	0- 1				
0- 3	0- 1	0- 0	HOME	0- 1	0- 1	0- 0				
0- 3	0- 0	0- 0	AWAY	0- 1	0- 1	0- 1				
0- 1	0- 0	0- 0	NEUTRAL	0- 1	0- 0	0- 0				
0- 0	0- 0	0- 0	CONFERENCE	0- 0	0- 0	0- 0				
0- 0	0- 0	0- 0	HOME	0- 0	0- 0	0- 0				
0- 0	0- 0	0- 0	AWAY	0- 0	0- 0	0- 0				
0- 0	0- 0	0- 0	NEUTRAL	0- 0	0- 0	0- 0				

RPI 1-25				RPI 26-50				RPI 51-100				RPI 101+ Team's RPI : 250			
RPI	S	Opponent	Score	RPI	S	Opponent	Score	RPI	S	Opponent	Score	RPI	S	Opponent	Score
13	H	Gonzaga	51 63					73	N	Oregon St.	45 93	114	A	Boise St.	55 67
								92	A	BYU	65 80	119	H	Fresno St.	58 68
								98	H	Utah	51 95	309	A	Cal Poly	55 59
-----															
LAST 12 Division I GAMES:															
119	H	Fresno St.	58 68	73	N	Oregon St.	45 93								
309	A	Cal Poly	55 59	114	A	Boise St.	55 67								
98	H	Utah	51 95												
92	A	BYU	65 80												
13	H	Gonzaga	51 63												

Non-Div I Games: Eastern Ore. 66 45

Eastern Wash.





Average RPI Win: 321		WON-LOST	WINNING	LAST 10	STRENGTH OF		OPP. STRENGTH	TEAM	ADJ.	CONF.	ADJ CONF.
Average RPI Loss: 251		RECORD	PCT. RANK	GAMES	SCHEDULE		OF SCHEDULE	RPI	RPI	RPI	RPI
DIV. I ONLY		1- 7	308	0- 1	347		245	348	348	14	14
DIV. I NON-CONF.		1- 7	308	0- 1	347		245	348	348	14	14
TOTALS		RPI 1-25	RPI 26-50	W-L RECORDS		RPI 51-100	RPI 101-150	RPI 150+			
1- 7	0- 0	0- 0		OVERALL		0- 0	0- 0	1- 7			
0- 4	0- 0	0- 0		HOME		0- 0	0- 0	0- 4			
1- 3	0- 0	0- 0		AWAY		0- 0	0- 0	1- 3			
0- 0	0- 0	0- 0		NEUTRAL		0- 0	0- 0	0- 0			
1- 7	0- 0	0- 0		NON-CONFERENCE		0- 0	0- 0	1- 7			
0- 4	0- 0	0- 0		HOME		0- 0	0- 0	0- 4			
1- 3	0- 0	0- 0		AWAY		0- 0	0- 0	1- 3			
0- 0	0- 0	0- 0		NEUTRAL		0- 0	0- 0	0- 0			
0- 0	0- 0	0- 0		CONFERENCE		0- 0	0- 0	0- 0			
0- 0	0- 0	0- 0		HOME		0- 0	0- 0	0- 0			
0- 0	0- 0	0- 0		AWAY		0- 0	0- 0	0- 0			
0- 0	0- 0	0- 0		NEUTRAL		0- 0	0- 0	0- 0			

RPI 1-25				RPI 26-50				RPI 51-100				RPI 101+				Team's RPI : 348	
RPI	S	Opponent	Score	RPI	S	Opponent	Score	RPI	S	Opponent	Score	RPI	S	Opponent	Score		
												191	H	Southeast Mo. St.	50	54	
												192	A	Morehead St.	63	85	
												214	H	SIUE	45	54	
												222	H	UIC	54	62	
												307	A	Murray St.	53	81	
												310	A	Marshall	65	72	
												320	H	Purdue Fort Wayne	66	72	
												321	A	Chi cago St.	67	58	
LAST 12 Division I GAMES:																	
				191	H	Southeast Mo. St.	50	54	214	H	SIUE	45	54				
				222	H	UIC	54	62	321	A	Chi cago St.	67	58				
				192	A	Morehead St.	63	85	307	A	Murray St.	53	81				
				310	A	Marshall	65	72									
				320	H	Purdue Fort Wayne	66	72									

### Non-Div I Games:

Evansville

Average RPI	Win:	225	WON-LOST	WINNING	LAST 10	STRENGTH OF	OPP. STRENGTH	TEAM	ADJ.	CONF.	ADJ CONF.
Average RPI	Loss:	22	RECORD	PCT. RANK	GAMES	SCHEDULE	OF SCHEDULE	RPI	RPI	RPI	RPI
DIV. I ONLY		5- 2		81	0- 0	238	51	102	102	24	24
DIV. I NON-CONF.		5- 2		81	0- 0	238	51	102	102	24	24
<hr/>											
TOTALS	RPI 1-25		RPI 26-50		W-L RECORDS	RPI 51-100		RPI 101-150		RPI 150+	
5- 2	0- 2		0- 0		OVERALL	0- 0		2- 0		3- 0	
2- 0	0- 0		0- 0		HOME	0- 0		1- 0		1- 0	
2- 1	0- 1		0- 0		AWAY	0- 0		0- 0		2- 0	
1- 1	0- 1		0- 0		NEUTRAL	0- 0		1- 0		0- 0	
5- 2	0- 2		0- 0		NON-CONFERENCE	0- 0		2- 0		3- 0	
2- 0	0- 0		0- 0		HOME	0- 0		1- 0		1- 0	
2- 1	0- 1		0- 0		AWAY	0- 0		0- 0		2- 0	
1- 1	0- 1		0- 0		NEUTRAL	0- 0		1- 0		0- 0	
0- 0	0- 0		0- 0		CONFERENCE	0- 0		0- 0		0- 0	
0- 0	0- 0		0- 0		HOME	0- 0		0- 0		0- 0	
0- 0	0- 0		0- 0		AWAY	0- 0		0- 0		0- 0	
0- 0	0- 0		0- 0		NEUTRAL	0- 0		0- 0		0- 0	

RPI	S	Opponent	Score
20	N	Stanford	65 88
23	A	South Dakota St.	62 80

RPI	S	Opponent	Score
-----	---	----------	-------

RPI	S	Opponent	Score
-----	---	----------	-------

RPI	S	Opponent	Score
129	H	Houston	76 71
139	N	American	90 71
252	A	Saint Francis (PA)	83 69
277	A	Hawai i	73 67
328	H	FIU	100 58

## LAST 12 Division I GAMES:

277	A	Hawai i	73 67	252	A	Saint Francis (PA)	83 69
20	N	Stanford	65 88	129	H	Houston	76 71
328	H	FIU	100 58	139	N	American	90 71
23	A	South Dakota St.	62 80				

Non-Div I Games: Fla. Memorial 99 68 Johnson &amp; Wales (FL) 109 64

FGCU

Average RPI Win:	340	WON-LOST	WINNING	LAST 10	STRENGTH OF	OPP. STRENGTH	TEAM	ADJ.	CONF.	ADJ CONF.
Average RPI Loss:	167	RECORD	PCT. RANK	GAMES	SCHEDULE	OF SCHEDULE	RPI	RPI	RPI	RPI
DIV. I ONLY	2- 6	263	0- 1	261	312	328	328	18	18	
DIV. I NON-CONF.	2- 6	263	0- 1	261	312	328	328	18	18	
-----										
TOTALS	RPI 1-25	RPI 26-50	W-L RECORDS	RPI 51-100	RPI 101-150	RPI 150+				
2- 6	0- 1	0- 0	OVERALL	0- 0	0- 1	2- 4				
2- 3	0- 1	0- 0	HOME	0- 0	0- 0	2- 2				
0- 3	0- 0	0- 0	AWAY	0- 0	0- 1	0- 2				
0- 0	0- 0	0- 0	NEUTRAL	0- 0	0- 0	0- 0				
2- 6	0- 1	0- 0	NON-CONFERENCE	0- 0	0- 1	2- 4				
2- 3	0- 1	0- 0	HOME	0- 0	0- 0	2- 2				
0- 3	0- 0	0- 0	AWAY	0- 0	0- 1	0- 2				
0- 0	0- 0	0- 0	NEUTRAL	0- 0	0- 0	0- 0				
0- 0	0- 0	0- 0	CONFERENCE	0- 0	0- 0	0- 0				
0- 0	0- 0	0- 0	HOME	0- 0	0- 0	0- 0				
0- 0	0- 0	0- 0	AWAY	0- 0	0- 0	0- 0				
0- 0	0- 0	0- 0	NEUTRAL	0- 0	0- 0	0- 0				

RPI	S	Opponent	Score	RPI	S	Opponent	Score	RPI	S	Opponent	Score	RPI	S	Opponent	Score	Team's RPI: 328
14	H	Miami (FL)	43 94									102	A	FGCU	58 100	
												193	H	Georgia St.	61 67	
												220	H	Campbell	54 59	
												230	A	North Florida	53 62	
												242	A	Bethune-Cookman	57 68	
												339	H	Florida A&M	77 54	
												341	H	Morgan St.	59 50	
-----																
LAST 12 Division I GAMES:																
220	H	Campbell	54 59	341	H	Morgan St.	59 50									
230	A	North Florida	53 62	339	H	Florida A&M	77 54									
				242	A	Bethune-Cookman	57 68									
				102	A	FGCU	58 100									
				193	H	Georgia St.	61 67									
				14	H	Miami (FL)	43 94									

Non-Div I Games: Palm Beach Atl. 63 66

FIU

FairfieldFairfield

Fai rfi el d

Average RPI Win: 325		WON-LOST	WINNING	LAST 10	STRENGTH OF		OPP. STRENGTH	TEAM	ADJ.	CONF.	ADJ CONF.
Average RPI Loss: 247		RECORD	PCT. RANK	GAMES	SCHEDULE		OF SCHEDULE	RPI	RPI	RPI	RPI
DIV. I ONLY		1- 7	308	0- 1	241		351	338	338	31	31
DIV. I NON-CONF.		1- 7	308	0- 1	241		351	338	338	31	31
-----											
TOTALS		RPI 1-25		RPI 26-50	W-L RECORDS		RPI 51-100	RPI 101-150		RPI 150+	
1- 7		0- 0		0- 0	OVERALL		0- 0	0- 1		1- 6	
1- 2		0- 0		0- 0	HOME		0- 0	0- 0		1- 2	
0- 5		0- 0		0- 0	AWAY		0- 0	0- 1		0- 4	
0- 0		0- 0		0- 0	NEUTRAL		0- 0	0- 0		0- 0	
1- 7		0- 0		0- 0	NON-CONFERENCE		0- 0	0- 1		1- 6	
1- 2		0- 0		0- 0	HOME		0- 0	0- 0		1- 2	
0- 5		0- 0		0- 0	AWAY		0- 0	0- 1		0- 4	
0- 0		0- 0		0- 0	NEUTRAL		0- 0	0- 0		0- 0	
0- 0		0- 0		0- 0	CONFERENCE		0- 0	0- 0		0- 0	
0- 0		0- 0		0- 0	HOME		0- 0	0- 0		0- 0	
0- 0		0- 0		0- 0	AWAY		0- 0	0- 0		0- 0	
0- 0		0- 0		0- 0	NEUTRAL		0- 0	0- 0		0- 0	

RPI 1-25				RPI 26-50				RPI 51-100				RPI 101+ Team's RPI: 338			
RPI	S	Opponent	Score	RPI	S	Opponent	Score	RPI	S	Opponent	Score	RPI	S	Opponent	Score
												109	A	Stony Brook	49 63
												162	A	Air Force	37 85
												219	H	Howard	58 79
												300	A	Binghamton	54 73
												301	A	Army West Point	40 62
												319	H	Lafayette	57 63
												322	A	Colgate	52 71
												325	H	NJIT	64 43
LAST 12 Division I GAMES:															
				300	A	Binghamton	54 73	109	A	Stony Brook	49 63				
				219	H	Howard	58 79	301	A	Army West Point	40 62				
				325	H	NJIT	64 43	322	A	Colgate	52 71				
				162	A	Air Force	37 85								
				319	H	Lafayette	57 63								

Non-Div I Games: Rutgers-Newark 97 51

Fairleigh Dickinson

Average RPI Win:	298	WON-LOST	WINNING	LAST 10	STRENGTH OF	OPP. STRENGTH	TEAM	ADJ.	CONF.	ADJ CONF.
Average RPI Loss:	145	RECORD	PCT. RANK	GAMES	SCHEDULE	OF SCHEDULE	RPI	RPI	RPI	RPI
DIV. I ONLY	3- 6	237	0- 1	162	268	247	247	18	18	
DIV. I NON-CONF.	3- 6	237	0- 1	162	268	247	247	18	18	
-----										
TOTALS	RPI 1-25	RPI 26-50	W-L RECORDS	RPI 51-100	RPI 101-150	RPI 150+				
3- 6	0- 0	0- 1	OVERALL	0- 0	0- 1	3- 4				
2- 3	0- 0	0- 0	HOME	0- 0	0- 1	2- 2				
1- 3	0- 0	0- 1	AWAY	0- 0	0- 0	1- 2				
0- 0	0- 0	0- 0	NEUTRAL	0- 0	0- 0	0- 0				
3- 6	0- 0	0- 1	NON-CONFERENCE	0- 0	0- 1	3- 4				
2- 3	0- 0	0- 0	HOME	0- 0	0- 1	2- 2				
1- 3	0- 0	0- 1	AWAY	0- 0	0- 0	1- 2				
0- 0	0- 0	0- 0	NEUTRAL	0- 0	0- 0	0- 0				
0- 0	0- 0	0- 0	CONFERENCE	0- 0	0- 0	0- 0				
0- 0	0- 0	0- 0	HOME	0- 0	0- 0	0- 0				
0- 0	0- 0	0- 0	AWAY	0- 0	0- 0	0- 0				
0- 0	0- 0	0- 0	NEUTRAL	0- 0	0- 0	0- 0				

RPI 1-25				RPI 26-50				RPI 51-100				RPI 101+				Team's RPI: 247
RPI	S	Opponent	Score	RPI	S	Opponent	Score	RPI	S	Opponent	Score	RPI	S	Opponent	Score	
				29	A	Tulane	45 88					104	H	Bradley	59 80	
												168	A	Little Rock	38 61	
												186	A	Furman	57 73	
												189	H	Hampton	68 72	
												193	H	Georgia St.	59 75	
												282	H	Richmond	69 55	
												292	A	Siena	70 66	
												319	H	Lafayette	53 49	
LAST 12 Division I GAMES:																
				104	H	Bradley	59 80	186	A	Furman	57 73					
				193	H	Georgia St.	59 75	292	A	Siena	70 66					
				189	H	Hampton	68 72	29	A	Tulane	45 88					
								319	H	Lafayette	53 49					
								282	H	Richmond	69 55					
								168	A	Little Rock	38 61					

Non-Div I Games:

Fla. Atlantic

Average RPI Win:	261	WON-LOST	WINNING	LAST 10	STRENGTH OF	OPP. STRENGTH	TEAM	ADJ.	CONF.	ADJ CONF.
Average RPI Loss:	87	RECORD	PCT. RANK	GAMES	SCHEDULE	OF SCHEDULE	RPI	RPI	RPI	RPI

DIV. I ONLY	3- 6	237	1- 0	44	202	197	197	5	5
DIV. I NON-CONF.	3- 6	237	1- 0	44	202	197	197	5	5
TOTALS	RPI 1-25	RPI 26-50	W-L RECORDS	RPI 51-100	RPI 101-150	RPI 150+			
3- 6	0- 2	0- 1	OVERALL	0- 1	0- 1	3- 1			
3- 3	0- 0	0- 1	HOME	0- 1	0- 0	3- 1			
0- 3	0- 2	0- 0	AWAY	0- 0	0- 1	0- 0			
0- 0	0- 0	0- 0	NEUTRAL	0- 0	0- 0	0- 0			
3- 6	0- 2	0- 1	NON-CONFERENCE	0- 1	0- 1	3- 1			
3- 3	0- 0	0- 1	HOME	0- 1	0- 0	3- 1			
0- 3	0- 2	0- 0	AWAY	0- 0	0- 1	0- 0			
0- 0	0- 0	0- 0	NEUTRAL	0- 0	0- 0	0- 0			
0- 0	0- 0	0- 0	CONFERENCE	0- 0	0- 0	0- 0			
0- 0	0- 0	0- 0	HOME	0- 0	0- 0	0- 0			
0- 0	0- 0	0- 0	AWAY	0- 0	0- 0	0- 0			
0- 0	0- 0	0- 0	NEUTRAL	0- 0	0- 0	0- 0			

RPI S Opponent Score	RPI S Opponent Score	RPI S Opponent Score	RPI S Opponent Score
15 A Indiana 64 83	30 H Northeastern 66 79	59 H Northwestern 74 83	140 A Mercer 82 92
21 A Florida St. 56 63			202 H Texas Tech 72 67
			242 H Bethune-Cookman 64 53
			259 H Gardner-Webb 58 60
			339 H Florida A&M 62 38
Team's RPI: 197			
LAST 12 Division I GAMES:			
339 H Florida A&M 62 38	15 A Indiana 64 83		
242 H Bethune-Cookman 64 53	59 H Northwestern 74 83		
202 H Texas Tech 72 67	140 A Mercer 82 92		
30 H Northeastern 66 79	21 A Florida St. 56 63		
	259 H Gardner-Webb 58 60		

Non-Div I Games:

Florida



Average RPI Win:	0	WON-LOST	WINNING	LAST 10	STRENGTH OF	OPP. STRENGTH	TEAM	ADJ.	CONF.	ADJ CONF.
Average RPI Loss:	209	RECORD	PCT. RANK	GAMES	SCHEDULE	OF SCHEDULE	RPI	RPI	RPI	RPI

DIV. I ONLY	0- 6	328	0- 1	246	244	339	339	32	32
DIV. I NON-CONF.	0- 6	328	0- 1	246	244	339	339	32	32
-----									
TOTALS	RPI 1-25	RPI 26-50	W-L RECORDS	RPI 51-100	RPI 101-150	RPI 150+			
0- 6	0- 1	0- 0	OVERALL	0- 0	0- 0	0- 5			
0- 1	0- 0	0- 0	HOME	0- 0	0- 0	0- 1			
0- 4	0- 1	0- 0	AWAY	0- 0	0- 0	0- 3			
0- 1	0- 0	0- 0	NEUTRAL	0- 0	0- 0	0- 1			
0- 6	0- 1	0- 0	NON-CONFERENCE	0- 0	0- 0	0- 5			
0- 1	0- 0	0- 0	HOME	0- 0	0- 0	0- 1			
0- 4	0- 1	0- 0	AWAY	0- 0	0- 0	0- 3			
0- 1	0- 0	0- 0	NEUTRAL	0- 0	0- 0	0- 1			
0- 0	0- 0	0- 0	CONFERENCE	0- 0	0- 0	0- 0			
0- 0	0- 0	0- 0	HOME	0- 0	0- 0	0- 0			
0- 0	0- 0	0- 0	AWAY	0- 0	0- 0	0- 0			
0- 0	0- 0	0- 0	NEUTRAL	0- 0	0- 0	0- 0			

RPI 1-25				RPI 26-50				RPI 51-100				RPI 101+ Team's RPI: 339			
RPI	S	Opponent	Score	RPI	S	Opponent	Score	RPI	S	Opponent	Score	RPI	S	Opponent	Score
12	A	Tennessee	31 96									197	A	Florida	38 62
												226	H	Jacksonville St.	31 62
												230	A	North Florida	53 64
												258	N	Omaha	50 57
												328	A	FIU	54 77
-----															
LAST 12 Division I GAMES:															
				197	A	Florida	38 62	258	N	Omaha	50 57				
				328	A	FIU	54 77								
				12	A	Tennessee	31 96								
				230	A	North Florida	53 64								
				226	H	Jacksonville St.	31 62								

Non-Div I Games: Edward Waters 70 64

Florida A&M

Average RPI Win:	163	WON-LOST	WINNING	LAST 10	STRENGTH OF	OPP. STRENGTH	TEAM	ADJ.	CONF.	ADJ CONF.
Average RPI Loss:	75	RECORD	PCT. RANK	GAMES	SCHEDULE	OF SCHEDULE	RPI	RPI	RPI	RPI

DIV. I ONLY	9- 1	19	1- 0	87	87	21	21	1	1
DIV. I NON-CONF.	9- 1	19	1- 0	87	87	21	21	1	1
-----									
TOTALS	RPI 1-25	RPI 26-50	W-L RECORDS	RPI 51-100	RPI 101-150	RPI 150+			
9- 1	1- 0	0- 0	OVERALL	1- 1	2- 0	5- 0			
5- 1	0- 0	0- 0	HOME	0- 1	1- 0	4- 0			
2- 0	0- 0	0- 0	AWAY	1- 0	1- 0	0- 0			
2- 0	1- 0	0- 0	NEUTRAL	0- 0	0- 0	1- 0			
9- 1	1- 0	0- 0	NON-CONFERENCE	1- 1	2- 0	5- 0			
5- 1	0- 0	0- 0	HOME	0- 1	1- 0	4- 0			
2- 0	0- 0	0- 0	AWAY	1- 0	1- 0	0- 0			
2- 0	1- 0	0- 0	NEUTRAL	0- 0	0- 0	1- 0			
0- 0	0- 0	0- 0	CONFERENCE	0- 0	0- 0	0- 0			
0- 0	0- 0	0- 0	HOME	0- 0	0- 0	0- 0			
0- 0	0- 0	0- 0	AWAY	0- 0	0- 0	0- 0			
0- 0	0- 0	0- 0	NEUTRAL	0- 0	0- 0	0- 0			

RPI S	RPI 1-25	Team's RPI: 21	RPI S	RPI 26-50	Score	RPI S	RPI 51-100	Score	RPI S	RPI 101+	Score
18 N	Iowa	71 67				64 A	St. John's (NY)	57 53	111 H	Penn St.	87 58
						75 H	LSU	45 58	140 A	Mercer	57 56
									197 H	Florida	63 56
									207 H	Troy	103 67
									230 H	North Florida	74 53
									235 H	Jacksonville	79 46
									262 N	Eastern Ky.	62 45
-----											
LAST 12 Division I GAMES:											
18 N	Iowa	71 67	64 A	St. John's (NY)	57 53	140 A	Mercer	57 56	111 H	Penn St.	87 58
197 H	Florida	63 56	75 H	LSU	45 58	262 N	Eastern Ky.	62 45	235 H	Jacksonville	79 46
230 H	North Florida	74 53									
207 H	Troy	103 67									

Non-Div I Games:

Florida St.

Average RPI Win:	229	WON-LOST	WINNING	LAST 10	STRENGTH OF	OPP. STRENGTH	TEAM	ADJ.	CONF.	ADJ CONF.
Average RPI Loss:	97	RECORD	PCT. RANK	GAMES	SCHEDULE	OF SCHEDULE	RPI	RPI	RPI	RPI
DIV. I ONLY	6- 5	160	0- 1	161	129	161	161	16	16	
DIV. I NON-CONF.	6- 5	160	0- 1	161	129	161	161	16	16	
-----										
TOTALS	RPI 1-25	RPI 26-50	W-L RECORDS	RPI 51-100	RPI 101-150	RPI 150+				
6- 5	0- 0	0- 2	OVERALL	2- 0	0- 2	4- 1				
4- 1	0- 0	0- 0	HOME	1- 0	0- 1	3- 0				
0- 3	0- 0	0- 1	AWAY	0- 0	0- 1	0- 1				
2- 1	0- 0	0- 1	NEUTRAL	1- 0	0- 0	1- 0				
6- 5	0- 0	0- 2	NON-CONFERENCE	2- 0	0- 2	4- 1				
4- 1	0- 0	0- 0	HOME	1- 0	0- 1	3- 0				
0- 3	0- 0	0- 1	AWAY	0- 0	0- 1	0- 1				
2- 1	0- 0	0- 1	NEUTRAL	1- 0	0- 0	1- 0				
0- 0	0- 0	0- 0	CONFERENCE	0- 0	0- 0	0- 0				
0- 0	0- 0	0- 0	HOME	0- 0	0- 0	0- 0				
0- 0	0- 0	0- 0	AWAY	0- 0	0- 0	0- 0				
0- 0	0- 0	0- 0	NEUTRAL	0- 0	0- 0	0- 0				

RPI 1-25				RPI 26-50				RPI 51-100				RPI 101+				Team's RPI: 161	
RPI	S	Opponent	Score	RPI	S	Opponent	Score	RPI	S	Opponent	Score	RPI	S	Opponent	Score		
30	A	Northeastern	54 58	58	N	Washington	65 57	111	H	Penn St.	55 72	130	A	Pittsburgh	62 65		
48	N	Texas	54 72	69	H	Charlotte	71 64	167	A	Georgetown	38 58	284	H	Columbia	68 49		
								295	N	Ball St.	78 70	334	H	Manhattan	65 61		
								335	H	Wagner	80 59						
LAST 12 Division I GAMES:																	
48	N	Texas	54 72	130	A	Pittsburgh	62 65	334	H	Manhattan	65 61	167	A	Georgetown	38 58		
58	N	Washington	65 57	295	N	Ball St.	78 70	69	H	Charlotte	71 64	111	H	Penn St.	55 72		
284	H	Columbia	68 49														
30	A	Northeastern	54 58														
335	H	Wagner	80 59														

Non-Div I Games:

Fordham

Average RPI Win: 215		WON-LOST	WINNING	LAST 10	STRENGTH OF		OPP. STRENGTH	TEAM	ADJ.	CONF.	ADJ CONF.
Loss: 89		RECORD	PCT. RANK	GAMES	SCHEDULE		OF SCHEDULE	RPI	RPI	RPI	RPI
DIV. I ONLY		5- 3	113	0- 0	183		122	119	119	9	9
DIV. I NON-CONF.		5- 3	113	0- 0	183		122	119	119	9	9
TOTALS		RPI 1-25	RPI 26-50	W-L RECORDS		RPI 51-100	RPI 101-150	RPI 150+			
5- 3	0- 0	0- 1		OVERALL		0- 1	1- 1	4- 0			
4- 0	0- 0	0- 0		HOME		0- 0	1- 0	3- 0			
1- 3	0- 0	0- 1		AWAY		0- 1	0- 1	1- 0			
0- 0	0- 0	0- 0		NEUTRAL		0- 0	0- 0	0- 0			
5- 3	0- 0	0- 1		NON-CONFERENCE		0- 1	1- 1	4- 0			
4- 0	0- 0	0- 0		HOME		0- 0	1- 0	3- 0			
1- 3	0- 0	0- 1		AWAY		0- 1	0- 1	1- 0			
0- 0	0- 0	0- 0		NEUTRAL		0- 0	0- 0	0- 0			
0- 0	0- 0	0- 0		CONFERENCE		0- 0	0- 0	0- 0			
0- 0	0- 0	0- 0		HOME		0- 0	0- 0	0- 0			
0- 0	0- 0	0- 0		AWAY		0- 0	0- 0	0- 0			
0- 0	0- 0	0- 0		NEUTRAL		0- 0	0- 0	0- 0			

RPI 1-25				RPI 26-50				RPI 51-100				RPI 101+ Team's RPI: 119			
RPI	S	Opponent	Score	RPI	S	Opponent	Score	RPI	S	Opponent	Score	RPI	S	Opponent	Score
				44	A	UCLA	80 89					136	A	Northern Ari z.	73 86
								86	A	Southern Cali forni a	61 62	141	H	Santa Clara	80 53
												185	H	UT Arling ton	70 61
												188	H	Mil waukee	65 48
												250	A	Eastern Wash.	68 58
												309	H	Cal Poly	76 58
LAST 12 Division I GAMES:															
				141	H	Santa Clara	80 53	185	H	UT Arling ton	70 61				
				44	A	UCLA	80 89	188	H	Mil waukee	65 48				
				250	A	Eastern Wash.	68 58	309	H	Cal Poly	76 58				
				86	A	Southern Cali forni a	61 62	136	A	Northern Ari z.	73 86				

Non-Div I Games:	Stanislaus St.	86	51
------------------	----------------	----	----

Fresno St.

■ Loss, ■ Non-Conf, S Site, H Home A Away N Neutral

Average RPI Win: 259  
Average RPI Loss: 118

WON-LOST  
RECORD

WINNING  
PCT. RANK

LAST 10  
GAMES

STRENGTH OF  
SCHEDULE

OPP. STRENGTH  
OF SCHEDULE

TEAM  
RPI

ADJ.  
RPI

CONF.  
RPI

ADJ CONF.  
RPI

DIV. I ONLY	5- 4	147	1- 0	213	174	186	186	26	26
DIV. I NON-CONF.	5- 4	147	1- 0	213	174	186	186	26	26
TOTALS	RPI 1-25	RPI 26-50	W-L RECORDS	RPI 51-100	RPI 101-150	RPI 150+			
5- 4	0- 1	0- 0	OVERALL	0- 1	0- 1	5- 1			
4- 1	0- 0	0- 0	HOME	0- 1	0- 0	4- 0			
1- 3	0- 1	0- 0	AWAY	0- 0	0- 1	1- 1			
0- 0	0- 0	0- 0	NEUTRAL	0- 0	0- 0	0- 0			
5- 4	0- 1	0- 0	NON-CONFERENCE	0- 1	0- 1	5- 1			
4- 1	0- 0	0- 0	HOME	0- 1	0- 0	4- 0			
1- 3	0- 1	0- 0	AWAY	0- 0	0- 1	1- 1			
0- 0	0- 0	0- 0	NEUTRAL	0- 0	0- 0	0- 0			
0- 0	0- 0	0- 0	CONFERENCE	0- 0	0- 0	0- 0			
0- 0	0- 0	0- 0	HOME	0- 0	0- 0	0- 0			
0- 0	0- 0	0- 0	AWAY	0- 0	0- 0	0- 0			
0- 0	0- 0	0- 0	NEUTRAL	0- 0	0- 0	0- 0			

RPI	S	Opponent	Score	RPI	S	Opponent	Score	RPI	S	Opponent	Score	RPI	S	Opponent	Score	Team's RPI: 186
19	A	Mississippi St.	41 106					63	H	Middle Tenn.	71 78	143	A	Georgia	38 61	
												164	H	UNC Asheville	58 47	
												246	A	Kennesaw St.	63 74	
												247	H	Fla. Atlantic	73 57	
												259	H	Gardner-Webb	70 57	
												308	A	Col. of Charleston	70 67	
												316	H	USC Upstate	78 67	
LAST 12 Division I GAMES:																
143	A	Georgia	38 61	247	H	Fla. Atlantic	73 57									
164	H	UNC Asheville	58 47	259	H	Gardner-Webb	70 57									
308	A	Col. of Charleston	70 67	63	H	Middle Tenn.	71 78									
19	A	Mississippi St.	41 106													
316	H	USC Upstate	78 67													
246	A	Kennesaw St.	63 74													

Non-Div I Games:

Coker

71 42

Furman

Average RPI Win: 303		WON-LOST		WINNING		LAST 10		STRENGTH OF		OPP. STRENGTH		TEAM		ADJ.		CONF.		ADJ CONF.	
Average RPI Loss: 148		RECORD		PCT. RANK		GAMES		SCHEDULE		OF SCHEDULE		RPI		RPI		RPI		RPI	
DIV. I ONLY		3- 5		218		0- 0		224		304		243		243		19		19	
DIV. I NON-CONF.		3- 5		218		0- 0		224		304		243		243		19		19	
TOTALS		RPI 1-25		RPI 26-50		W-L RECORDS		RPI 51-100		RPI 101-150		RPI 150+							
3- 5		0- 0		0- 1		OVERALL		0- 0		0- 2		3- 2							
1- 2		0- 0		0- 0		HOME		0- 0		0- 1		1- 1							
2- 3		0- 0		0- 1		AWAY		0- 0		0- 1		2- 1							
0- 0		0- 0		0- 0		NEUTRAL		0- 0		0- 0		0- 0							
3- 5		0- 0		0- 1		NON-CONFERENCE		0- 0		0- 2		3- 2							
1- 2		0- 0		0- 0		HOME		0- 0		0- 1		1- 1							
2- 3		0- 0		0- 1		AWAY		0- 0		0- 1		2- 1							
0- 0		0- 0		0- 0		NEUTRAL		0- 0		0- 0		0- 0							
0- 0		0- 0		0- 0		CONFERENCE		0- 0		0- 0		0- 0							
0- 0		0- 0		0- 0		HOME		0- 0		0- 0		0- 0							
0- 0		0- 0		0- 0		AWAY		0- 0		0- 0		0- 0							
0- 0		0- 0		0- 0		NEUTRAL		0- 0		0- 0		0- 0							

RPI 1-25				RPI 26-50				RPI 51-100				RPI 101+ Team's RPI: 243			
RPI	S	Opponent	Score	RPI	S	Opponent	Score	RPI	S	Opponent	Score	RPI	S	Opponent	Score
				35	A	Virginia Tech	49 78					109	A	Stony Brook	43 72
												140	H	Mercer	72 79
												209	H	Wofford	65 81
												242	H	Bethune-Cookman	77 76
												246	A	Kennesaw St.	59 78
												323	A	Presbyterian	69 68
												343	A	Savannah St.	82 71
-----															
LAST 12 Division I GAMES:															
				140	H	Mercer	72 79	323	A	Presbyterian	69 68				
				35	A	Virginia Tech	49 78	246	A	Kennesaw St.	59 78				
				209	H	Wofford	65 81	242	H	Bethune-Cookman	77 76				
								109	A	Stony Brook	43 72				
								343	A	Savannah St.	82 71				

Non-Div I Games: Coastal Ga. 68 46

Ga. Southern

Average RPI	Win: 251	WON-LOST	WINNING	LAST 10	STRENGTH OF	OPP. STRENGTH	TEAM	ADJ.	CONF.	ADJ CONF.
Average RPI	Loss: 185	RECORD	PCT. RANK	GAMES	SCHEDULE	OF SCHEDULE	RPI	RPI	RPI	RPI
DIV. I ONLY	2- 4	237	0- 1	196	292	259	259	29	29	
DIV. I NON-CONF.	2- 4	237	0- 1	196	292	259	259	29	29	
-----										
TOTALS	RPI 1-25	RPI 26-50	W-L RECORDS	RPI 51-100	RPI 101-150	RPI 150+				
2- 4	0- 0	0- 0	OVERALL	0- 0	0- 0	2- 4				
1- 2	0- 0	0- 0	HOME	0- 0	0- 0	1- 2				
1- 2	0- 0	0- 0	AWAY	0- 0	0- 0	1- 2				
0- 0	0- 0	0- 0	NEUTRAL	0- 0	0- 0	0- 0				
2- 4	0- 0	0- 0	NON-CONFERENCE	0- 0	0- 0	2- 4				
1- 2	0- 0	0- 0	HOME	0- 0	0- 0	1- 2				
1- 2	0- 0	0- 0	AWAY	0- 0	0- 0	1- 2				
0- 0	0- 0	0- 0	NEUTRAL	0- 0	0- 0	0- 0				
0- 0	0- 0	0- 0	CONFERENCE	0- 0	0- 0	0- 0				
0- 0	0- 0	0- 0	HOME	0- 0	0- 0	0- 0				
0- 0	0- 0	0- 0	AWAY	0- 0	0- 0	0- 0				
0- 0	0- 0	0- 0	NEUTRAL	0- 0	0- 0	0- 0				

RPI 1-25				RPI 26-50				RPI 51-100				RPI 101+ Team's RPI: 259			
RPI	S	Opponent	Score	RPI	S	Opponent	Score	RPI	S	Opponent	Score	RPI	S	Opponent	Score
												151	H	Mt. St. Mary's	62 69
												186	A	Furman	57 70
												192	H	Morehead St.	69 84
												197	A	Florida	60 58
												209	A	Wofford	53 59
												305	H	Davi dson	54 49
LAST 12 Division I GAMES:															
186	A	Furman	57 70	305	H	Davi dson	54 49	192	H	Morehead St.	69 84				
151	H	Mt. St. Mary's	62 69	197	A	Florida	60 58								
209	A	Wofford	53 59												

Non-Div I Games: Pfeiffer 82 46 Warren Wilson 100 37

Average RPI Win:	247	WON-LOST	WINNING	LAST 10	STRENGTH OF	OPP. STRENGTH	TEAM	ADJ.	CONF.	ADJ CONF.
Average RPI Loss:	129	RECORD	PCT. RANK	GAMES	SCHEDULE	OF SCHEDULE	RPI	RPI	RPI	RPI
DIV. I ONLY	6- 4	128	1- 0	289	141	166	166	16	16	
DIV. I NON-CONF.	6- 4	128	1- 0	289	141	166	166	16	16	
-----										
TOTALS	RPI 1-25	RPI 26-50	W-L RECORDS	RPI 51-100	RPI 101-150	RPI 150+				
6- 4	0- 0	0- 0	OVERALL	0- 1	0- 2	6- 1				
3- 0	0- 0	0- 0	HOME	0- 0	0- 0	3- 0				
3- 4	0- 0	0- 0	AWAY	0- 1	0- 2	3- 1				
0- 0	0- 0	0- 0	NEUTRAL	0- 0	0- 0	0- 0				
6- 4	0- 0	0- 0	NON-CONFERENCE	0- 1	0- 2	6- 1				
3- 0	0- 0	0- 0	HOME	0- 0	0- 0	3- 0				
3- 4	0- 0	0- 0	AWAY	0- 1	0- 2	3- 1				
0- 0	0- 0	0- 0	NEUTRAL	0- 0	0- 0	0- 0				
0- 0	0- 0	0- 0	CONFERENCE	0- 0	0- 0	0- 0				
0- 0	0- 0	0- 0	HOME	0- 0	0- 0	0- 0				
0- 0	0- 0	0- 0	AWAY	0- 0	0- 0	0- 0				
0- 0	0- 0	0- 0	NEUTRAL	0- 0	0- 0	0- 0				

RPI 1-25				RPI 26-50				RPI 51-100				RPI 101+ Team's RPI: 166											
RPI	S	Opponent	Score	RPI	S	Opponent	Score	RPI	S	Opponent	Score	RPI	S	Opponent	Score								
								58	A	Washing ton	52	81	101	A	Kansas	56	77						
												139	A	Ameri can	71	86							
												162	A	Ai r Force	78	71							
												206	H	Del aware	72	46							
												219	A	Howard	59	73							
												221	A	UMKC	91	84							
												262	A	Eastern Ky.	91	75							
												311	H	Loyol a Maryl and	70	38							
												322	H	Col gate	64	61							
LAST 12 Division I GAMES:																							
219	A	Howard	59	73	262	A	Eastern Ky.	91	75														
221	A	UMKC	91	84	206	H	Del aware	72	46														
101	A	Kansas	56	77	58	A	Washi ngton	52	81														
322	H	Col gate	64	61	311	H	Loyol a Maryl and	70	38														
139	A	Ameri can	71	86																			
162	A	Ai r Force	78	71																			

Non-Div I Games:

George Mason



Average RPI Win: 174		WON-LOST	WINNING	LAST 10	STRENGTH OF		OPP. STRENGTH	TEAM	ADJ.	CONF.	ADJ CONF.
Average RPI Loss: 103		RECORD	PCT. RANK	GAMES	SCHEDULE		OF SCHEDULE	RPI	RPI	RPI	RPI
DIV. I ONLY		2- 8	286	0- 1	35		149	218	218	16	16
DIV. I NON-CONF.		2- 8	286	0- 1	35		149	218	218	16	16
-----											
TOTALS		RPI 1-25		RPI 26-50	W-L RECORDS		RPI 51-100	RPI 101-150		RPI 150+	
2- 8		0- 1		0- 2	OVERALL		0- 2	0- 1		2- 2	
2- 3		0- 0		0- 2	HOME		0- 0	0- 0		2- 1	
0- 3		0- 0		0- 0	AWAY		0- 1	0- 1		0- 1	
0- 2		0- 1		0- 0	NEUTRAL		0- 1	0- 0		0- 0	
2- 8		0- 1		0- 2	NON-CONFERENCE		0- 2	0- 1		2- 2	
2- 3		0- 0		0- 2	HOME		0- 0	0- 0		2- 1	
0- 3		0- 0		0- 0	AWAY		0- 1	0- 1		0- 1	
0- 2		0- 1		0- 0	NEUTRAL		0- 1	0- 0		0- 0	
0- 0		0- 0		0- 0	CONFERENCE		0- 0	0- 0		0- 0	
0- 0		0- 0		0- 0	HOME		0- 0	0- 0		0- 0	
0- 0		0- 0		0- 0	AWAY		0- 0	0- 0		0- 0	
0- 0		0- 0		0- 0	NEUTRAL		0- 0	0- 0		0- 0	

RPI 1-25				RPI 26-50				RPI 51-100				RPI 101+ Team's RPI: 218			
RPI	S	Opponent	Score	RPI	S	Opponent	Score	RPI	S	Opponent	Score	RPI	S	Opponent	Score
4	N	NC State	61 <b>69</b>	37	H	Villanova	45 <b>60</b>	65	N	Georgia Tech	55 <b>70</b>	105	A	James Madison	37 <b>50</b>
				50	H	Maryland	30 <b>69</b>	97	A	South Fla.	30 <b>63</b>	157	H	Princeton	64 49
												190	H	Towson	76 63
												213	H	Monmouth	51 <b>55</b>
												255	A	Iona	43 <b>52</b>
-----															
LAST 12 Division I GAMES:															
65	N	Georgia Tech	55 <b>70</b>	97	A	South Fla.	30 <b>63</b>	37	H	Villanova	45 <b>60</b>	213	H	Monmouth	51 <b>55</b>
255	A	Iona	43 <b>52</b>	50	H	Maryland	30 <b>69</b>	190	H	Towson	76 63	4	N	NC State	61 <b>69</b>
157	H	Princeton	64 49	105	A	James Madison	37 <b>50</b>								

Non-Div I Games:

George Washington

Average RPI Win:	243	WON-LOST	WINNING	LAST 10	STRENGTH OF	OPP. STRENGTH	TEAM	ADJ.	CONF.	ADJ CONF.
Average RPI Loss:	63	RECORD	PCT. RANK	GAMES	SCHEDULE	OF SCHEDULE	RPI	RPI	RPI	RPI
DIV. I ONLY	5- 5	163	0- 1	104	139	167	167	4	4	
DIV. I NON-CONF.	5- 5	163	0- 1	104	139	167	167	4	4	
-----										
TOTALS	RPI 1-25	RPI 26-50	W-L RECORDS	RPI 51-100	RPI 101-150	RPI 150+				
5- 5	0- 2	0- 0	OVERALL	0- 1	1- 2	4- 0				
4- 2	0- 1	0- 0	HOME	0- 1	1- 0	3- 0				
1- 1	0- 0	0- 0	AWAY	0- 0	0- 1	1- 0				
0- 2	0- 1	0- 0	NEUTRAL	0- 0	0- 1	0- 0				
5- 5	0- 2	0- 0	NON-CONFERENCE	0- 1	1- 2	4- 0				
4- 2	0- 1	0- 0	HOME	0- 1	1- 0	3- 0				
1- 1	0- 0	0- 0	AWAY	0- 0	0- 1	1- 0				
0- 2	0- 1	0- 0	NEUTRAL	0- 0	0- 1	0- 0				
0- 0	0- 0	0- 0	CONFERENCE	0- 0	0- 0	0- 0				
0- 0	0- 0	0- 0	HOME	0- 0	0- 0	0- 0				
0- 0	0- 0	0- 0	AWAY	0- 0	0- 0	0- 0				
0- 0	0- 0	0- 0	NEUTRAL	0- 0	0- 0	0- 0				

RPI 1-25				RPI 26-50				RPI 51-100				RPI 101+ Team's RPI: 167			
RPI	S	Opponent	Score	RPI	S	Opponent	Score	RPI	S	Opponent	Score	RPI	S	Opponent	Score
4	H	NC State	65 76					80	H	VCU	45 47	105	A	James Madison	57 69
11	N	Baylor	46 67									117	N	Buffalo	64 73
												130	H	Pittsburgh	70 41
												161	H	Fordham	58 38
												282	A	Richmond	73 53
												311	H	Loyola Maryland	45 30
												333	H	UMES	74 55
LAST 12 Division I GAMES:															
4	H	NC State	65 76	80	H	VCU	45 47	161	H	Fordham	58 38				
311	H	Loyola Maryland	45 30					11	N	Baylor	46 67				
333	H	UMES	74 55					117	N	Buffalo	64 73				
282	A	Richmond	73 53					130	H	Pittsburgh	70 41				
								105	A	James Madison	57 69				

Non-Div I Games:

Georgetown

Average RPI	Win:	239	WON-LOST	WINNING	LAST 10	STRENGTH OF	OPP. STRENGTH	TEAM	ADJ.	CONF.	ADJ CONF.
Average RPI	Loss:	49	RECORD	PCT. RANK	GAMES	SCHEDULE	OF SCHEDULE	RPI	RPI	RPI	RPI
DIV. I ONLY		6- 4		128	0- 1	168	154	143	143	5	5
DIV. I NON-CONF.		6- 4		128	0- 1	168	154	143	143	5	5
-----											
TOTALS	RPI 1-25		RPI 26-50		W-L RECORDS	RPI 51-100		RPI 101-150		RPI 150+	
6- 4	0- 0		0- 3		OVERALL	0- 1		1- 0		5- 0	
5- 0	0- 0		0- 0		HOME	0- 0		1- 0		4- 0	
0- 3	0- 0		0- 2		AWAY	0- 1		0- 0		0- 0	
1- 1	0- 0		0- 1		NEUTRAL	0- 0		0- 0		1- 0	
6- 4	0- 0		0- 3		NON-CONFERENCE	0- 1		1- 0		5- 0	
5- 0	0- 0		0- 0		HOME	0- 0		1- 0		4- 0	
0- 3	0- 0		0- 2		AWAY	0- 1		0- 0		0- 0	
1- 1	0- 0		0- 1		NEUTRAL	0- 0		0- 0		1- 0	
0- 0	0- 0		0- 0		CONFERENCE	0- 0		0- 0		0- 0	
0- 0	0- 0		0- 0		HOME	0- 0		0- 0		0- 0	
0- 0	0- 0		0- 0		AWAY	0- 0		0- 0		0- 0	
0- 0	0- 0		0- 0		NEUTRAL	0- 0		0- 0		0- 0	

RPI 1-25				RPI 26-50				RPI 51-100				RPI 101+ Team's RPI: 143			
RPI	S	Opponent	Score	RPI	S	Opponent	Score	RPI	S	Opponent	Score	RPI	S	Opponent	Score
				37	A	Villanova	56 62	65	A	Georgia Tech	53 63	140	H	Mercer	67 60
				44	A	UCLA	69 80					176	H	Winthrop	85 39
				50	N	Maryland	51 58					186	H	Furman	61 38
												241	H	St. Bonaventure	67 40
												341	N	Morgan St.	60 33
												347	H	Charleston So.	83 75
-----															
LAST 12 Division I GAMES:															
				37	A	Villanova	56 62	140	H	Mercer	67 60				
				186	H	Furman	61 38	50	N	Maryland	51 58				
				347	H	Charleston So.	83 75	341	N	Morgan St.	60 33				
				241	H	St. Bonaventure	67 40	65	A	Georgia Tech	53 63				
								44	A	UCLA	69 80				
								176	H	Winthrop	85 39				

Non-Div I Games:

Georgia

Average RPI	Win:	291	WON-LOST	WINNING	LAST 10	STRENGTH OF	OPP. STRENGTH	TEAM	ADJ.	CONF.	ADJ CONF.
Average RPI	Loss:	87	RECORD	PCT. RANK	GAMES	SCHEDULE	OF SCHEDULE	RPI	RPI	RPI	RPI
DIV. I ONLY		4- 3		139	1- 0	244	252	193	193	19	19
DIV. I NON-CONF.		4- 3		139	1- 0	244	252	193	193	19	19
-----											
TOTALS	RPI 1-25		RPI 26-50		W-L RECORDS	RPI 51-100		RPI 101-150		RPI 150+	
4- 3	0- 0		0- 0		OVERALL	0- 2		0- 1		4- 0	
2- 1	0- 0		0- 0		HOME	0- 1		0- 0		2- 0	
2- 2	0- 0		0- 0		AWAY	0- 1		0- 1		2- 0	
0- 0	0- 0		0- 0		NEUTRAL	0- 0		0- 0		0- 0	
4- 3	0- 0		0- 0		NON-CONFERENCE	0- 2		0- 1		4- 0	
2- 1	0- 0		0- 0		HOME	0- 1		0- 0		2- 0	
2- 2	0- 0		0- 0		AWAY	0- 1		0- 1		2- 0	
0- 0	0- 0		0- 0		NEUTRAL	0- 0		0- 0		0- 0	
0- 0	0- 0		0- 0		CONFERENCE	0- 0		0- 0		0- 0	
0- 0	0- 0		0- 0		HOME	0- 0		0- 0		0- 0	
0- 0	0- 0		0- 0		AWAY	0- 0		0- 0		0- 0	
0- 0	0- 0		0- 0		NEUTRAL	0- 0		0- 0		0- 0	

RPI 1-25				RPI 26-50				RPI 51-100				RPI 101+				Team's RPI: 193	
RPI	S	Opponent	Score	RPI	S	Opponent	Score	RPI	S	Opponent	Score	RPI	S	Opponent	Score		
								63	A	Middle Tenn.	54	69	133	A	Rice	49	66
								65	H	Georgia Tech	71	78	246	H	Kennesaw St.	79	73
													247	A	Fla. Atlantic	75	59
													328	A	FIU	67	61
													344	H	UNC Greensboro	70	63
LAST 12 Division I GAMES:																	
				246	H	Kennesaw St.	79	73					247	A	Fla. Atlantic	75	59
				65	H	Georgia Tech	71	78					344	H	UNC Greensboro	70	63
				63	A	Middle Tenn.	54	69									
				133	A	Rice	49	66									
				328	A	FIU	67	61									

Non-Div I Games:

Georgia St.

Average RPI		Winn: 202	WON-LOST RECORD	WINNING PCT. RANK	LAST 10 GAMES	STRENGTH OF SCHEDULE	OPP. STRENGTH OF SCHEDULE	TEAM RPI	ADJ. RPI	CONF. RPI	ADJ. CONF. RPI
Loss: 90											
DIV. I ONLY			7- 2	51	1- 0	218	95	65	65	1	1
DIV. I NON-CONF.			7- 2	51	1- 0	218	95	65	65	1	1
TOTALS		RPI 1-25		RPI 26-50		W-L RECORDS	RPI 51-100	RPI 101-150		RPI 150+	
7- 2		0- 0		0- 1		OVERALL	1- 0	1- 1		5- 0	
4- 0		0- 0		0- 0		HOME	0- 0	1- 0		3- 0	
1- 2		0- 0		0- 1		AWAY	0- 0	0- 1		1- 0	
2- 0		0- 0		0- 0		NEUTRAL	1- 0	0- 0		1- 0	
7- 2		0- 0		0- 1		NON-CONFERENCE	1- 0	1- 1		5- 0	
4- 0		0- 0		0- 0		HOME	0- 0	1- 0		3- 0	
1- 2		0- 0		0- 1		AWAY	0- 0	0- 1		1- 0	
2- 0		0- 0		0- 0		NEUTRAL	1- 0	0- 0		1- 0	
0- 0		0- 0		0- 0		CONFERENCE	0- 0	0- 0		0- 0	
0- 0		0- 0		0- 0		HOME	0- 0	0- 0		0- 0	
0- 0		0- 0		0- 0		AWAY	0- 0	0- 0		0- 0	
0- 0		0- 0		0- 0		NEUTRAL	0- 0	0- 0		0- 0	

RPI	S	Opponent	Score
RPI 1-25			
50	A	Maryland	54 67
RPI 26-50			
58	N	Idaho St.	74 51
Team's RPI : 65			
RPI 51-100			
129	A	Houston	89 95
143	H	Georgia	63 53
193	A	Georgia St.	78 71
216	H	Appalachian St.	71 53
218	N	George Washington	70 55
244	H	Alabama St.	69 42
329	H	Western Caro.	84 49
RPI 101+			
LAST 12 Division I GAMES:			
218	N	George Washington	70 55
143	H	Georgia	63 53
329	H	Western Caro.	84 49
216	H	Appalachian St.	71 53
129	A	Houston	89 95
244	H	Alabama St.	69 42
193	A	Georgia St.	78 71
50	A	Maryland	54 67
68	N	Idaho St.	74 51

Non-Div I Games:

Georgi a Tech

Average RPI Win: 131

Average RPI Loss: 1

WON-LOST  
RECORDWINNING  
PCT. RANKLAST 10  
GAMESSTRENGTH OF  
SCHEDULEOPP. STRENGTH  
OF SCHEDULETEAM  
RPIADJ.  
RPICONF.  
RPIADJ CONF.  
RPIDIV. I ONLY  
DIV. I NON-CONF.9- 1  
9- 119  
191- 0  
1- 0125  
1251  
113  
1313  
137  
77  
7

TOTALS

RPI 1-25

RPI 26-50

W-L RECORDS

RPI 51-100

RPI 101-150

RPI 150+

9- 1

1- 1

0- 0

OVERALL

3- 0

1- 0

4- 0

5- 0

1- 0

0- 0

HOME

2- 0

1- 0

1- 0

2- 0

0- 0

0- 0

AWAY

0- 0

0- 0

2- 0

2- 1

0- 1

0- 0

NEUTRAL

1- 0

0- 0

1- 0

9- 1

1- 1

0- 0

NON-CONFERENCE

3- 0

1- 0

4- 0

5- 0

1- 0

0- 0

HOME

2- 0

1- 0

1- 0

2- 0

0- 0

0- 0

AWAY

0- 0

0- 0

2- 0

2- 1

0- 1

0- 0

NEUTRAL

1- 0

0- 0

1- 0

0- 0

0- 0

0- 0

CONFERENCE

0- 0

0- 0

0- 0

0- 0

0- 0

0- 0

HOME

0- 0

0- 0

0- 0

0- 0

0- 0

0- 0

AWAY

0- 0

0- 0

0- 0

0- 0

0- 0

0- 0

NEUTRAL

0- 0

0- 0

0- 0

RPI 1-25 Team's RPI: 13

RPI 26-50

RPI 51-100

RPI 101+

RPI	S	Opponent	Score
1	N	Notre Dame	65 81
20	H	Stanford	79 73

RPI	S	Opponent	Score
53	H	Montana	76 52
68	H	Idaho St.	70 51
96	N	Rutgers	57 40

RPI	S	Opponent	Score
128	H	Colorado St.	50 39
159	N	Western Ky.	76 55
181	H	Washington St.	76 53
223	A	UNLV	70 59
250	A	Eastern Wash.	63 51

RPI	S	Opponent	Score
128	H	Colorado St.	50 39
159	N	Western Ky.	76 55
181	H	Washington St.	76 53
223	A	UNLV	70 59
250	A	Eastern Wash.	63 51

LAST 12 Division I GAMES:

159	N	Western Ky.	76	55	96	N	Rutgers	57	40
68	H	Idaho St.	70	51	181	H	Washington St.	76	53
250	A	Eastern Wash.	63	51	20	H	Stanford	79	73
53	H	Montana	76	52	128	H	Colorado St.	50	39
					1	N	Notre Dame	65	81
					223	A	UNLV	70	59

Non-Div I Games:

Gonzaga

Average RPI	Win: 326	WON-LOST	WINNING	LAST 10	STRENGTH OF	OPP. STRENGTH	TEAM	ADJ.	CONF.	ADJ CONF.
Average RPI	Loss: 152	RECORD	PCT. RANK	GAMES	SCHEDULE	OF SCHEDULE	RPI	RPI	RPI	RPI
DIV. I ONLY	1- 6	299	0- 1	88	276	260	260	27	27	
DIV. I NON-CONF.	1- 6	299	0- 1	88	276	260	260	27	27	
-----										
TOTALS	RPI 1-25	RPI 26-50	W-L RECORDS	RPI 51-100	RPI 101-150	RPI 150+				
1- 6	0- 0	0- 1	OVERALL	0- 1	0- 1	1- 3				
1- 0	0- 0	0- 0	HOME	0- 0	0- 0	1- 0				
0- 6	0- 0	0- 1	AWAY	0- 1	0- 1	0- 3				
0- 0	0- 0	0- 0	NEUTRAL	0- 0	0- 0	0- 0				
1- 6	0- 0	0- 1	NON-CONFERENCE	0- 1	0- 1	1- 3				
1- 0	0- 0	0- 0	HOME	0- 0	0- 0	1- 0				
0- 6	0- 0	0- 1	AWAY	0- 1	0- 1	0- 3				
0- 0	0- 0	0- 0	NEUTRAL	0- 0	0- 0	0- 0				
0- 0	0- 0	0- 0	CONFERENCE	0- 0	0- 0	0- 0				
0- 0	0- 0	0- 0	HOME	0- 0	0- 0	0- 0				
0- 0	0- 0	0- 0	AWAY	0- 0	0- 0	0- 0				
0- 0	0- 0	0- 0	NEUTRAL	0- 0	0- 0	0- 0				

RPI 1-25				RPI 26-50				RPI 51-100				RPI 101+				Team's RPI: 260
RPI	S	Opponent	Score	RPI	S	Opponent	Score	RPI	S	Opponent	Score	RPI	S	Opponent	Score	
				40	A	Auburn	48 97	82	A	Al abama	55 73	101	A	Kansas	45 76	
												185	A	UT Ar lington	54 78	
												239	A	Wi chi ta St.	61 70	
												266	A	Southern Mi ss.	47 68	
												326	H	McNeese	75 51	
LAST 12 Di vi si on I GAMES:																
239	A	Wi chi ta St.	61 70	185	A	UT Ar lington	54 78	266	A	Southern Mi ss.	47 68	326	H	McNeese	75 51	
101	A	Kansas	45 76	40	A	Auburn	48 97									
82	A	Al abama	55 73													

Non-Di v I Games:

Grambling

## Grand Canyon

Through Games Of Dec. 14, 2018

Average RPI	Win: 317	WON-LOST	WINNING	LAST 10	STRENGTH OF	OPP. STRENGTH	TEAM	ADJ.	CONF.	ADJ CONF.
Average RPI	Loss: 155	RECORD	PCT. RANK	GAMES	SCHEDULE	OF SCHEDULE	RPI	RPI	RPI	RPI
DIV. I ONLY	2- 6	263	0- 1	288	248	330	330	30	30	
DIV. I NON-CONF.	2- 6	263	0- 1	288	248	330	330	30	30	
-----										
TOTALS	RPI 1-25	RPI 26-50	W-L RECORDS	RPI 51-100	RPI 101-150	RPI 150+				
2- 6	0- 0	0- 0	OVERALL	0- 2	0- 1	2- 3				
2- 3	0- 0	0- 0	HOME	0- 2	0- 1	2- 0				
0- 3	0- 0	0- 0	AWAY	0- 0	0- 0	0- 3				
0- 0	0- 0	0- 0	NEUTRAL	0- 0	0- 0	0- 0				
2- 6	0- 0	0- 0	NON-CONFERENCE	0- 2	0- 1	2- 3				
2- 3	0- 0	0- 0	HOME	0- 2	0- 1	2- 0				
0- 3	0- 0	0- 0	AWAY	0- 0	0- 0	0- 3				
0- 0	0- 0	0- 0	NEUTRAL	0- 0	0- 0	0- 0				
0- 0	0- 0	0- 0	CONFERENCE	0- 0	0- 0	0- 0				
0- 0	0- 0	0- 0	HOME	0- 0	0- 0	0- 0				
0- 0	0- 0	0- 0	AWAY	0- 0	0- 0	0- 0				
0- 0	0- 0	0- 0	NEUTRAL	0- 0	0- 0	0- 0				

RPI 1-25				RPI 26-50				RPI 51-100				RPI 101+				Team's RPI: 330
RPI	S	Opponent	Score	RPI	S	Opponent	Score	RPI	S	Opponent	Score	RPI	S	Opponent	Score	
								53	H	Montana	47 69	126	H	Indiana St.	81 88	
								88	H	Portland St.	55 60	178	A	East Carolina	47 59	
												187	A	UNCW	55 77	
												285	H	Incarnate Word	74 63	
												297	A	UC Santa Barbara	55 66	
												349	H	LIU Brooklyn	65 62	
LAST 12 Division I GAMES:																
297	A	UC Santa Barbara	55 66	88	H	Portland St.	55 60									
349	H	LIU Brooklyn	65 62	53	H	Montana	47 69									
126	H	Indiana St.	81 88													
187	A	UNCW	55 77													
178	A	East Carolina	47 59													
285	H	Incarnate Word	74 63													

Non-Div I Games:

Grand Canyon

■ Loss, 
 ■ Non-Conf, 
 ■ S Site, 
 ■ H Home 
 ■ A Away 
 N Neutral



Average RPI	Win:	92	WON-LOST	WINNING	LAST 10	STRENGTH OF	OPP. STRENGTH	TEAM	ADJ.	CONF.	ADJ CONF.
Average RPI	Loss:	33	RECORD	PCT. RANK	GAMES	SCHEDULE	OF SCHEDULE	RPI	RPI	RPI	RPI
DIV. I ONLY			4- 4	163	1- 0	7	32	26	26	15	15
DIV. I NON-CONF.			4- 4	163	1- 0	7	32	26	26	15	15
-----											
TOTALS	RPI 1-25		RPI 26-50		W-L RECORDS	RPI 51-100		RPI 101-150		RPI 150+	
4- 4	0- 2		0- 1		OVERALL	3- 1		1- 0		0- 0	
3- 1	0- 0		0- 0		HOME	2- 1		1- 0		0- 0	
1- 3	0- 2		0- 1		AWAY	1- 0		0- 0		0- 0	
0- 0	0- 0		0- 0		NEUTRAL	0- 0		0- 0		0- 0	
4- 4	0- 2		0- 1		NON-CONFERENCE	3- 1		1- 0		0- 0	
3- 1	0- 0		0- 0		HOME	2- 1		1- 0		0- 0	
1- 3	0- 2		0- 1		AWAY	1- 0		0- 0		0- 0	
0- 0	0- 0		0- 0		NEUTRAL	0- 0		0- 0		0- 0	
0- 0	0- 0		0- 0		CONFERENCE	0- 0		0- 0		0- 0	
0- 0	0- 0		0- 0		HOME	0- 0		0- 0		0- 0	
0- 0	0- 0		0- 0		AWAY	0- 0		0- 0		0- 0	
0- 0	0- 0		0- 0		NEUTRAL	0- 0		0- 0		0- 0	

RPI	S	Opponent	Score	RPI	S	Opponent	Score	Team's RPI: 26	RPI	S	Opponent	Score	RPI	S	Opponent	Score
16	A	South Dakota	49 55	32	A	DePaul	64 73		54	H	Maine	70 39	146	H	Wisconsin	55 46
23	A	South Dakota St.	47 77						59	H	Northwestern	55 57				
									72	A	Missouri	56 49				
									94	H	Dayton	51 35				
LAST 12 Division I GAMES:																
				32	A	DePaul	64 73		146	H	Wisconsin	55 46				
				59	H	Northwestern	55 57		16	A	South Dakota	49 55				
									23	A	South Dakota St.	47 77				
									94	H	Dayton	51 35				
									54	H	Maine	70 39				
									72	A	Missouri	56 49				

Non-Div I Games:

Green Bay

Average RPI Win: 207  
Average RPI Loss: 109

WON-LOST  
RECORD

WINNING  
PCT. RANK

LAST 10  
GAMES

STRENGTH OF  
SCHEDULE

OPP. STRENGTH  
OF SCHEDULE

TEAM  
RPI

ADJ.  
RPI

CONF.  
RPI

ADJ CONF.  
RPI

DIV. I ONLY  
DIV. I NON-CONF.

3- 3  
3- 3

163  
163

0- 1  
0- 1

169  
169

74  
74

189  
189

189  
189

29  
29

29  
29

TOTALS

RPI 1-25

RPI 26-50

W-L RECORDS

RPI 51-100

RPI 101-150

RPI 150+

3- 3 0- 1  
2- 2 0- 0  
1- 1 0- 1  
0- 0 0- 0

0- 0  
0- 0  
0- 0  
0- 0

OVERALL  
HOME  
AWAY  
NEUTRAL

0- 0  
0- 0  
0- 0  
0- 0

1- 1  
1- 1  
0- 0  
0- 0

2- 1  
1- 1  
1- 0  
0- 0

3- 3 0- 1  
2- 2 0- 0  
1- 1 0- 1  
0- 0 0- 0

0- 0  
0- 0  
0- 0  
0- 0

NON-CONFERENCE  
HOME  
AWAY  
NEUTRAL

0- 0  
0- 0  
0- 0  
0- 0

1- 1  
1- 1  
0- 0  
0- 0

2- 1  
1- 1  
1- 0  
0- 0

0- 0 0- 0  
0- 0 0- 0  
0- 0 0- 0  
0- 0 0- 0

0- 0  
0- 0  
0- 0  
0- 0

CONFERENCE  
HOME  
AWAY  
NEUTRAL

0- 0  
0- 0  
0- 0  
0- 0

0- 0  
0- 0  
0- 0  
0- 0

0- 0  
0- 0  
0- 0  
0- 0

RPI 1-25

RPI S Opponent Score  
4 A NC State 51 83

RPI 26-50

RPI S Opponent Score

RPI 51-100

RPI S Opponent Score

RPI 101+

Team's RPI: 189

RPI S Opponent Score  
105 H James Madison 72 65  
113 H Chattanooga 50 58  
211 H Elon 62 77  
247 A Fla. Atlantic 72 68  
269 H Samford 64 57

LAST 12 Division I GAMES:

4 A NC State 51 83 113 H Chattanooga 50 58  
211 H Elon 62 77 247 A Fla. Atlantic 72 68  
269 H Samford 64 57  
105 H James Madison 72 65

H  
a  
m  
p  
t  
o  
n

H  
a  
m  
p  
t  
o  
n

Non-Div I Games:

Hampton

Average RPI Win: 218

Average RPI Loss: 50

WON-LOST  
RECORDWINNING  
PCT. RANKLAST 10  
GAMESSTRENGTH OF  
SCHEDULEOPP. STRENGTH  
OF SCHEDULETEAM  
RPIADJ.  
RPICONF.  
RPIADJ CONF.  
RPIDIV. I ONLY  
DIV. I NON-CONF.5- 5  
5- 5163  
1630- 1  
0- 174  
74109  
109118  
118118  
11825  
2525  
25

TOTALS

RPI 1-25

RPI 26-50

W-L RECORDS

RPI 51-100

RPI 101-150

RPI 150+

5- 5

0- 2

0- 2

OVERALL

0- 0

1- 0

4- 1

4- 0

0- 0

0- 0

HOME

0- 0

0- 0

4- 0

1- 3

0- 1

0- 2

AWAY

0- 0

1- 0

0- 0

0- 2

0- 1

0- 0

NEUTRAL

0- 0

0- 0

0- 1

5- 5

0- 2

0- 2

NON-CONFERENCE

0- 0

1- 0

4- 1

4- 0

0- 0

0- 0

HOME

0- 0

0- 0

4- 0

1- 3

0- 1

0- 2

AWAY

0- 0

1- 0

0- 0

0- 2

0- 1

0- 0

NEUTRAL

0- 0

0- 0

0- 1

0- 0

0- 0

0- 0

CONFERENCE

0- 0

0- 0

0- 0

0- 0

0- 0

0- 0

HOME

0- 0

0- 0

0- 0

0- 0

0- 0

0- 0

AWAY

0- 0

0- 0

0- 0

0- 0

0- 0

0- 0

NEUTRAL

0- 0

0- 0

0- 0

RPI 1-25

RPI 26-50

RPI 51-100

RPI 101+

Team's RPI: 118

RPI	S	Opponent	Score
5	N	Louisville	69 86
14	A	Miami (FL)	62 75

RPI	S	Opponent	Score
36	A	New Mexico	65 72
37	A	Villanova	41 59

RPI	S	Opponent	Score
-----	---	----------	-------

RPI	S	Opponent	Score
144	A	Rhode Island	65 51
153	H	Harvard	73 60
156	N	Southern Ill.	50 72
174	H	William & Mary	50 45
276	H	Bryant	67 57
341	H	Morgan St.	80 59

LAST 12 Division I GAMES:

174	H	William & Mary	50 45	36	A	New Mexico	65 72
5	N	Louisville	69 86	14	A	Miami (FL)	62 75
156	N	Southern Ill.	50 72	144	A	Rhode Island	65 51
153	H	Harvard	73 60	276	H	Bryant	67 57
341	H	Morgan St.	80 59				
37	A	Villanova	41 59				

Non-Div I Games:

Hartford

Loss, 
 Non-Conf, 
 S Site, 
 H Home 
 A Away 
 N Neutral

Average RPI	Win:	236	WON-LOST	WINNING	LAST 10	STRENGTH OF	OPP. STRENGTH	TEAM	ADJ.	CONF.	ADJ CONF.
Average RPI	Loss:	66	RECORD	PCT. RANK	GAMES	SCHEDULE	OF SCHEDULE	RPI	RPI	RPI	RPI
DIV. I ONLY		4- 6		209	1- 0	120	44	153	153	17	17
DIV. I NON-CONF.		4- 6		209	1- 0	120	44	153	153	17	17
-----											
TOTALS	RPI 1-25		RPI 26-50		W-L RECORDS	RPI 51-100		RPI 101-150		RPI 150+	
4- 6	0- 1		0- 0		OVERALL	0- 4		1- 1		3- 0	
1- 3	0- 0		0- 0		HOME	0- 3		0- 0		1- 0	
2- 3	0- 1		0- 0		AWAY	0- 1		1- 1		1- 0	
1- 0	0- 0		0- 0		NEUTRAL	0- 0		0- 0		1- 0	
4- 6	0- 1		0- 0		NON-CONFERENCE	0- 4		1- 1		3- 0	
1- 3	0- 0		0- 0		HOME	0- 3		0- 0		1- 0	
2- 3	0- 1		0- 0		AWAY	0- 1		1- 1		1- 0	
1- 0	0- 0		0- 0		NEUTRAL	0- 0		0- 0		1- 0	
0- 0	0- 0		0- 0		CONFERENCE	0- 0		0- 0		0- 0	
0- 0	0- 0		0- 0		HOME	0- 0		0- 0		0- 0	
0- 0	0- 0		0- 0		AWAY	0- 0		0- 0		0- 0	
0- 0	0- 0		0- 0		NEUTRAL	0- 0		0- 0		0- 0	

RPI 1-25				RPI 26-50				RPI 51-100				RPI 101+ Team's RPI: 153			
RPI	S	Opponent	Score	RPI	S	Opponent	Score	RPI	S	Opponent	Score	RPI	S	Opponent	Score
1	A	Notre Dame	58 103					54	H	Maine	60 67	118	A	Hartford	60 73
								59	A	Purdue	65 66	135	A	CSUN	75 55
								67	H	Quinnipiac	67 72	226	N	Jacksonville St.	69 62
								96	H	Rutgers	49 60	289	H	La Salle	88 43
												292	A	Siena	73 54
-----															
LAST 12 Division I GAMES:															
292	A	Siena	73 54	135	A	CSUN	75 55	96	H	Rutgers	49 60	54	H	Maine	60 67
289	H	La Salle	88 43	59	A	Purdue	65 66	67	H	Quinnipiac	67 72	226	N	Jacksonville St.	69 62
1	A	Notre Dame	58 103	118	A	Hartford	60 73								

Non-Div I Games:

Harvard

Average RPI Win: 229  
Average RPI Loss: 108

WON-LOST  
RECORD

WINNING  
PCT. RANK

LAST 10  
GAMES

STRENGTH OF  
SCHEDULE

OPP. STRENGTH  
OF SCHEDULE

TEAM  
RPI

ADJ.  
RPI

CONF.  
RPI

ADJ CONF.  
RPI

DIV. I ONLY	2- 7	272	0- 0	142	130	277	277	21	21
DIV. I NON-CONF.	2- 7	272	0- 0	142	130	277	277	21	21
-----									
TOTALS	RPI 1-25	RPI 26-50	W-L RECORDS	RPI 51-100	RPI 101-150	RPI 150+			
2- 7	0- 1	0- 0	OVERALL	0- 1	0- 4	2- 1			
2- 5	0- 1	0- 0	HOME	0- 1	0- 3	2- 0			
0- 2	0- 0	0- 0	AWAY	0- 0	0- 1	0- 1			
0- 0	0- 0	0- 0	NEUTRAL	0- 0	0- 0	0- 0			
2- 7	0- 1	0- 0	NON-CONFERENCE	0- 1	0- 4	2- 1			
2- 5	0- 1	0- 0	HOME	0- 1	0- 3	2- 0			
0- 2	0- 0	0- 0	AWAY	0- 0	0- 1	0- 1			
0- 0	0- 0	0- 0	NEUTRAL	0- 0	0- 0	0- 0			
0- 0	0- 0	0- 0	CONFERENCE	0- 0	0- 0	0- 0			
0- 0	0- 0	0- 0	HOME	0- 0	0- 0	0- 0			
0- 0	0- 0	0- 0	AWAY	0- 0	0- 0	0- 0			
0- 0	0- 0	0- 0	NEUTRAL	0- 0	0- 0	0- 0			

RPI 1-25				RPI 26-50				RPI 51-100				RPI 101+ Team's RPI: 277			
RPI	S	Opponent	Score	RPI	S	Opponent	Score	RPI	S	Opponent	Score	RPI	S	Opponent	Score
20	H	Stanford	59 81					61	H	Portland	65 72	102	H	FGCU	67 73
												134	A	San Diego	50 58
												138	H	Pepperdine	64 65
												139	H	American	57 69
												160	A	San Diego St.	57 58
												204	H	Idaho	69 61
												254	H	Seattle U	67 51
-----															
LAST 12 Division I GAMES:															
204	H	Idaho	69 61	102	H	FGCU	67 73	61	H	Portland	65 72	139	H	American	57 69
20	H	Stanford	59 81	134	A	San Diego	50 58	254	H	Seattle U	67 51	160	A	San Diego St.	57 58
138	H	Pepperdine	64 65												

Non-Div I Games: Hawai i Paci fic 66 51

Hawai i

Loss, Non-Conf, S Site, H Home A Away N Neutral

Average RPI Win: 345		WON-LOST	WINNING	LAST 10	STRENGTH OF		OPP. STRENGTH	TEAM	ADJ.	CONF.	ADJ CONF.
Average RPI Loss: 119		RECORD	PCT. RANK	GAMES	SCHEDULE		OF SCHEDULE	RPI	RPI	RPI	RPI
DIV. I ONLY		2- 4	237	0- 1	207		318	268	268	29	29
DIV. I NON-CONF.		2- 4	237	0- 1	207		318	268	268	29	29
-----											
TOTALS		RPI 1-25		RPI 26-50	W-L RECORDS		RPI 51-100	RPI 101-150		RPI 150+	
2- 4		0- 1		0- 1	OVERALL		0- 0	0- 1		2- 1	
2- 0		0- 0		0- 0	HOME		0- 0	0- 0		2- 0	
0- 4		0- 1		0- 1	AWAY		0- 0	0- 1		0- 1	
0- 0		0- 0		0- 0	NEUTRAL		0- 0	0- 0		0- 0	
2- 4		0- 1		0- 1	NON-CONFERENCE		0- 0	0- 1		2- 1	
2- 0		0- 0		0- 0	HOME		0- 0	0- 0		2- 0	
0- 4		0- 1		0- 1	AWAY		0- 0	0- 1		0- 1	
0- 0		0- 0		0- 0	NEUTRAL		0- 0	0- 0		0- 0	
0- 0		0- 0		0- 0	CONFERENCE		0- 0	0- 0		0- 0	
0- 0		0- 0		0- 0	HOME		0- 0	0- 0		0- 0	
0- 0		0- 0		0- 0	AWAY		0- 0	0- 0		0- 0	
0- 0		0- 0		0- 0	NEUTRAL		0- 0	0- 0		0- 0	

RPI 1-25				RPI 26-50				RPI 51-100				RPI 101+ Team's RPI: 268			
RPI	S	Opponent	Score	RPI	S	Opponent	Score	RPI	S	Opponent	Score	RPI	S	Opponent	Score
17	A	Kentucky	49 71	45	A	Clemson	64 83					110	A	Miami (OH)	55 68
												305	A	Davidson	62 71
												344	H	UNC Greensboro	82 75
												346	H	N.C. Central	80 69
-----															
LAST 12 Division I GAMES:															
				45	A	Clemson	64 83	346	H	N.C. Central	80 69				
				344	H	UNC Greensboro	82 75								
				305	A	Davidson	62 71								
				110	A	Miami (OH)	55 68								
				17	A	Kentucky	49 71								

Non-Div I Games: Greensboro 102 50 Mars Hill 86 36

High Point

Hofstra				Through Games Of Dec. 14, 2018											
Average RPI Win:		251	WON-LOST RECORD	WINNING PCT. RANK	LAST 10 GAMES	STRENGTH OF SCHEDULE	OPP. STRENGTH OF SCHEDULE	TEAM RPI	ADJ. RPI	CONF. RPI	ADJ CONF. RPI				
Average RPI Loss:		174													
DIV. I ONLY			4- 6	209	1- 0	272	194	256	256	12	12				
DIV. I NON-CONF.			4- 6	209	1- 0	272	194	256	256	12	12				
-----															
TOTALS		RPI 1-25	RPI 26-50		W-L RECORDS		RPI 51-100	RPI 101-150	RPI 150+						
4- 6	0- 0	0- 0	0- 0		OVERALL		0- 0	0- 3	4- 3						
1- 2	0- 0	0- 0	0- 0		HOME		0- 0	0- 0	1- 2						
2- 2	0- 0	0- 0	0- 0		AWAY		0- 0	0- 1	2- 1						
1- 2	0- 0	0- 0	0- 0		NEUTRAL		0- 0	0- 2	1- 0						
4- 6	0- 0	0- 0	0- 0		NON-CONFERENCE		0- 0	0- 3	4- 3						
1- 2	0- 0	0- 0	0- 0		HOME		0- 0	0- 0	1- 2						
2- 2	0- 0	0- 0	0- 0		AWAY		0- 0	0- 1	2- 1						
1- 2	0- 0	0- 0	0- 0		NEUTRAL		0- 0	0- 2	1- 0						
0- 0	0- 0	0- 0	0- 0		CONFERENCE		0- 0	0- 0	0- 0						
0- 0	0- 0	0- 0	0- 0		HOME		0- 0	0- 0	0- 0						
0- 0	0- 0	0- 0	0- 0		AWAY		0- 0	0- 0	0- 0						
0- 0	0- 0	0- 0	0- 0		NEUTRAL		0- 0	0- 0	0- 0						
-----															
RPI 1-25				RPI 26-50				RPI 51-100				RPI 101+ Team's RPI: 256			
RPI	S	Opponent	Score	RPI	S	Opponent	Score	RPI	S	Opponent	Score	RPI	S	Opponent	Score
												108	N	Wright St.	64 93
												109	A	Stony Brook	49 77
												123	N	Marist	57 71
												208	A	Holy Cross	66 72
												212	H	Sacred Heart	64 70
												234	N	Stetson	53 50
												241	A	St. Bonaventure	67 59
												255	H	Iona	74 49
												273	A	UMBC	45 42
												284	H	Col umbi a	63 65

Non-Div I Games:

Hofstra

Average RPI Win:	264	WON-LOST	WINNING	LAST 10	STRENGTH OF	OPP. STRENGTH	TEAM	ADJ.	CONF.	ADJ CONF.
Average RPI Loss:	209	RECORD	PCT. RANK	GAMES	SCHEDULE	OF SCHEDULE	RPI	RPI	RPI	RPI
DIV. I ONLY	6- 3	97	0- 1	294	258	208	208	22	22	
DIV. I NON-CONF.	6- 3	97	0- 1	294	258	208	208	22	22	
-----										
TOTALS	RPI 1-25	RPI 26-50	W-L RECORDS	RPI 51-100	RPI 101-150	RPI 150+				
6- 3	0- 0	0- 0	OVERALL	0- 0	1- 1	5- 2				
4- 1	0- 0	0- 0	HOME	0- 0	1- 0	3- 1				
2- 2	0- 0	0- 0	AWAY	0- 0	0- 1	2- 1				
0- 0	0- 0	0- 0	NEUTRAL	0- 0	0- 0	0- 0				
6- 3	0- 0	0- 0	NON-CONFERENCE	0- 0	1- 1	5- 2				
4- 1	0- 0	0- 0	HOME	0- 0	1- 0	3- 1				
2- 2	0- 0	0- 0	AWAY	0- 0	0- 1	2- 1				
0- 0	0- 0	0- 0	NEUTRAL	0- 0	0- 0	0- 0				
0- 0	0- 0	0- 0	CONFERENCE	0- 0	0- 0	0- 0				
0- 0	0- 0	0- 0	HOME	0- 0	0- 0	0- 0				
0- 0	0- 0	0- 0	AWAY	0- 0	0- 0	0- 0				
0- 0	0- 0	0- 0	NEUTRAL	0- 0	0- 0	0- 0				

RPI 1-25				RPI 26-50				RPI 51-100				RPI 101+ Team's RPI: 208			
RPI	S	Opponent	Score	RPI	S	Opponent	Score	RPI	S	Opponent	Score	RPI	S	Opponent	Score
												127	A	Boston College	63 89
												144	H	Rhode Island	73 65
												236	H	Brown	85 89
												238	H	Rider	71 61
												256	H	Hofstra	72 66
												263	A	New Hampshire	62 74
												286	A	Vermont	65 40
												317	H	UMass Lowell	63 54
												342	A	Albany (NY)	56 50
-----															
LAST 12 Division I GAMES:															
263	A	New Hampshire	62 74	256	H	Hofstra	72 66	317	H	UMass Lowell	63 54	286	A	Vermont	65 40
127	A	Boston College	63 89	342	A	Albany (NY)	56 50	144	H	Rhode Island	73 65	236	H	Brown	85 89
238	H	Rider	71 61												

Non-Div I Games:

Holy Cross



Houston				Through Games Of Dec. 14, 2018						
Average RPI	Win: 231	WON-LOST RECORD	WINNING PCT. RANK	LAST 10 GAMES	STRENGTH OF SCHEDULE	OPP. STRENGTH OF SCHEDULE	TEAM RPI	ADJ. RPI	CONF. RPI	ADJ CONF. RPI
Average RPI	Loss: 74									
DIV. I ONLY		4- 6	209	0- 1	65	118	129	129	8	8
DIV. I NON-CONF.		4- 6	209	0- 1	65	118	129	129	8	8
-----										
TOTALS		RPI 1-25	RPI 26-50		W-L RECORDS		RPI 51-100	RPI 101-150	RPI 150+	
4- 6	0- 1	0- 1		OVERALL		1- 2	0- 2	3- 0		
1- 3	0- 0	0- 1		HOME		1- 1	0- 1	0- 0		
3- 3	0- 1	0- 0		AWAY		0- 1	0- 1	3- 0		
0- 0	0- 0	0- 0		NEUTRAL		0- 0	0- 0	0- 0		
4- 6	0- 1	0- 1		NON-CONFERENCE		1- 2	0- 2	3- 0		
1- 3	0- 0	0- 1		HOME		1- 1	0- 1	0- 0		
3- 3	0- 1	0- 0		AWAY		0- 1	0- 1	3- 0		
0- 0	0- 0	0- 0		NEUTRAL		0- 0	0- 0	0- 0		
0- 0	0- 0	0- 0		CONFERENCE		0- 0	0- 0	0- 0		
0- 0	0- 0	0- 0		HOME		0- 0	0- 0	0- 0		
0- 0	0- 0	0- 0		AWAY		0- 0	0- 0	0- 0		
0- 0	0- 0	0- 0		NEUTRAL		0- 0	0- 0	0- 0		

RPI 1-25				RPI 26-50				RPI 51-100				RPI 101+ Team's RPI: 129			
RPI	S	Opponent	Score	RPI	S	Opponent	Score	RPI	S	Opponent	Score	RPI	S	Opponent	Score
3	A	Cal i forni a	79 80	36	H	New Mexi co	84 89	65	H	Georgi a Tech	95 89	102	A	FGCU	71 76
								76	A	Loui si ana Tech	88 100	127	H	Boston Col lege	57 64
								100	H	Texas A&M	52 68	284	A	Col umbi a	83 72
												285	A	Incarname Word	79 60
												290	A	ETSU	84 77
-----															
LAST 12 Division I GAMES:															
100	H	Texas A&M	52 68	284	A	Col umbi a	83 72								
290	A	ETSU	84 77	127	H	Boston Col lege	57 64								
102	A	FGCU	71 76	285	A	Incarname Word	79 60								
36	H	New Mexi co	84 89	76	A	Loui si ana Tech	88 100								
				65	H	Georgi a Tech	95 89								
				3	A	Cal i forni a	79 80								

Non-Div I Games:

Average RPI Win: 0 WON-LOST RECORD WINNING PCT. RANK LAST 10 GAMES STRENGTH OF SCHEDULE OPP. STRENGTH OF SCHEDULE TEAM RPI ADJ. RPI CONF. RPI ADJ CONF. RPI

Average RPI Loss: 206

DIV. I ONLY	0- 4	328	0- 0	62	329	299	299	23	23
DIV. I NON-CONF.	0- 4	328	0- 0	62	329	299	299	23	23
TOTALS	RPI 1-25	RPI 26-50	W-L RECORDS	RPI 51-100	RPI 101-150	RPI 150+			
0- 4	0- 0	0- 0	OVERALL	0- 1	0- 0	0- 3			
0- 0	0- 0	0- 0	HOME	0- 0	0- 0	0- 0			
0- 4	0- 0	0- 0	AWAY	0- 1	0- 0	0- 3			
0- 0	0- 0	0- 0	NEUTRAL	0- 0	0- 0	0- 0			
0- 4	0- 0	0- 0	NON-CONFERENCE	0- 1	0- 0	0- 3			
0- 0	0- 0	0- 0	HOME	0- 0	0- 0	0- 0			
0- 4	0- 0	0- 0	AWAY	0- 1	0- 0	0- 3			
0- 0	0- 0	0- 0	NEUTRAL	0- 0	0- 0	0- 0			
0- 0	0- 0	0- 0	CONFERENCE	0- 0	0- 0	0- 0			
0- 0	0- 0	0- 0	HOME	0- 0	0- 0	0- 0			
0- 0	0- 0	0- 0	AWAY	0- 0	0- 0	0- 0			
0- 0	0- 0	0- 0	NEUTRAL	0- 0	0- 0	0- 0			

RPI 1-25				RPI 26-50				RPI 51-100				RPI 101+ Team's RPI: 299					
RPI	S	Opponent	Score	RPI	S	Opponent	Score	RPI	S	Opponent	Score	RPI	S	Opponent	Score		
								99	A	Oklahoma St.	44	77	202	A	Texas Tech	76	82
													239	A	Wichita St.	50	68
													283	A	North Texas	75	100
LAST 12 Division I GAMES:																	
								99	A	Oklahoma St.	44	77					
								283	A	North Texas	75	100					
								202	A	Texas Tech	76	82					
								239	A	Wichita St.	50	68					

Non-Div I Games: Howard Payne 93 60 Tex. A&M Int'l 81 48 McMurry 92 41 Southwest (NM) 100 57 Houston Baptist

Average RPI Win: **274**  
 Average RPI Loss: **249**

WON-LOST  
RECORD

WINNING  
PCT. RANK

LAST 10  
GAMES

STRENGTH OF  
SCHEDULE

OPP. STRENGTH  
OF SCHEDULE

TEAM  
RPI

ADJ.  
RPI

CONF.  
RPI

ADJ CONF.  
RPI

DIV. I ONLY	6- 3	97	1- 0	320	311	219	219	32	32
DIV. I NON-CONF.	6- 3	97	1- 0	320	311	219	219	32	32
TOTALS	RPI 1-25	RPI 26-50	W-L RECORDS	RPI 51-100	RPI 101-150	RPI 150+			
6- 3	0- 0	0- 0	OVERALL	0- 0	0- 0	6- 3			
2- 1	0- 0	0- 0	HOME	0- 0	0- 0	2- 1			
4- 2	0- 0	0- 0	AWAY	0- 0	0- 0	4- 2			
0- 0	0- 0	0- 0	NEUTRAL	0- 0	0- 0	0- 0			
6- 3	0- 0	0- 0	NON-CONFERENCE	0- 0	0- 0	6- 3			
2- 1	0- 0	0- 0	HOME	0- 0	0- 0	2- 1			
4- 2	0- 0	0- 0	AWAY	0- 0	0- 0	4- 2			
0- 0	0- 0	0- 0	NEUTRAL	0- 0	0- 0	0- 0			
0- 0	0- 0	0- 0	CONFERENCE	0- 0	0- 0	0- 0			
0- 0	0- 0	0- 0	HOME	0- 0	0- 0	0- 0			
0- 0	0- 0	0- 0	AWAY	0- 0	0- 0	0- 0			
0- 0	0- 0	0- 0	NEUTRAL	0- 0	0- 0	0- 0			

RPI	S	Opponent	Score	RPI	S	Opponent	Score	RPI	S	Opponent	Score	RPI	S	Opponent	Score	Team's RPI: 219
												166	H	George Mason	73	59
												174	A	William & Mary	75	88
												220	A	Campbell	69	64
												282	A	Richmond	60	67
												289	A	La Salle	57	54
												292	H	Siena	81	86
												306	A	Niagara	68	61
												325	H	NJIT	77	57
												338	A	Fairleigh Dickinson	79	58
LAST 12 Division I GAMES:																
												220	A	Campbell	69	64
												282	A	Richmond	60	67
												289	A	La Salle	57	54
												306	A	Niagara	68	61
												166	H	George Mason	73	59
												338	A	Fairleigh Dickinson	79	58
												292	H	Siena	81	86
												174	A	William & Mary	75	88
												325	H	NJIT	77	57

Howard

Howard

Non-Div I Games:

Howard

Average RPI Win:	159	WON-LOST	WINNING	LAST 10	STRENGTH OF	OPP. STRENGTH	TEAM	ADJ.	CONF.	ADJ CONF.
Average RPI Loss:	89	RECORD	PCT. RANK	GAMES	SCHEDULE	OF SCHEDULE	RPI	RPI	RPI	RPI
DIV. I ONLY	5- 3	113	0- 1	37	143	33	33	15	15	
DIV. I NON-CONF.	5- 3	113	0- 1	37	143	33	33	15	15	
-----										
TOTALS	RPI 1-25	RPI 26-50	W-L RECORDS	RPI 51-100	RPI 101-150	RPI 150+				
5- 3	0- 1	0- 0	OVERALL	2- 0	1- 2	2- 0				
1- 1	0- 0	0- 0	HOME	1- 0	0- 1	0- 0				
3- 2	0- 1	0- 0	AWAY	0- 0	1- 1	2- 0				
1- 0	0- 0	0- 0	NEUTRAL	1- 0	0- 0	0- 0				
5- 3	0- 1	0- 0	NON-CONFERENCE	2- 0	1- 2	2- 0				
1- 1	0- 0	0- 0	HOME	1- 0	0- 1	0- 0				
3- 2	0- 1	0- 0	AWAY	0- 0	1- 1	2- 0				
1- 0	0- 0	0- 0	NEUTRAL	1- 0	0- 0	0- 0				
0- 0	0- 0	0- 0	CONFERENCE	0- 0	0- 0	0- 0				
0- 0	0- 0	0- 0	HOME	0- 0	0- 0	0- 0				
0- 0	0- 0	0- 0	AWAY	0- 0	0- 0	0- 0				
0- 0	0- 0	0- 0	NEUTRAL	0- 0	0- 0	0- 0				

RPI	S	Opponent	Score	RPI	S	Opponent	Score	Team's RPI: 33	RPI	S	Opponent	Score	RPI	S	Opponent	Score
18	A	Iowa	58 72						62	H	UT Martin	73 72	103	H	UNI	40 53
									80	N	VCU	63 61	126	A	Indiana St.	64 59
													146	A	Wisconsin	64 65
													232	A	Ole Miss	66 58
													293	A	UTSA	58 50
LAST 12 Division I GAMES:																
18	A	Iowa	58 72	146	A	Wisconsin	64 65									
126	A	Indiana St.	64 59	62	H	UT Martin	73 72									
103	H	UNI	40 53	232	A	Ole Miss	66 58									
80	N	VCU	63 61													
293	A	UTSA	58 50													

Non-Div I Games: Purdue Northwest 101 40

IUPUI

Average RPI Win:	192	WON-LOST	WINNING	LAST 10	STRENGTH OF	OPP. STRENGTH	TEAM	ADJ.	CONF.	ADJ CONF.
Average RPI Loss:	146	RECORD	PCT. RANK	GAMES	SCHEDULE	OF SCHEDULE	RPI	RPI	RPI	RPI
DIV. I ONLY	3- 5	218	0- 1	181	107	204	204	11	11	
DIV. I NON-CONF.	3- 5	218	0- 1	181	107	204	204	11	11	
-----										
TOTALS	RPI 1-25	RPI 26-50	W-L RECORDS	RPI 51-100	RPI 101-150	RPI 150+				
3- 5	0- 1	0- 1	OVERALL	0- 0	1- 1	2- 2				
2- 0	0- 0	0- 0	HOME	0- 0	1- 0	1- 0				
1- 4	0- 1	0- 1	AWAY	0- 0	0- 0	1- 2				
0- 1	0- 0	0- 0	NEUTRAL	0- 0	0- 1	0- 0				
3- 5	0- 1	0- 1	NON-CONFERENCE	0- 0	1- 1	2- 2				
2- 0	0- 0	0- 0	HOME	0- 0	1- 0	1- 0				
1- 4	0- 1	0- 1	AWAY	0- 0	0- 0	1- 2				
0- 1	0- 0	0- 0	NEUTRAL	0- 0	0- 1	0- 0				
0- 0	0- 0	0- 0	CONFERENCE	0- 0	0- 0	0- 0				
0- 0	0- 0	0- 0	HOME	0- 0	0- 0	0- 0				
0- 0	0- 0	0- 0	AWAY	0- 0	0- 0	0- 0				
0- 0	0- 0	0- 0	NEUTRAL	0- 0	0- 0	0- 0				

RPI 1-25				RPI 26-50				RPI 51-100				RPI 101+ Team's RPI: 204			
RPI	S	Opponent	Score	RPI	S	Opponent	Score	RPI	S	Opponent	Score	RPI	S	Opponent	Score
20	A	Stanford	71 115	47	A	Wyoming	61 64					114	N	Boise St.	85 91
												135	H	CSUN	88 73
												202	A	Texas Tech	88 77
												240	H	San Francisco	70 63
												270	A	Long Beach St.	63 70
												277	A	Hawaii	61 69
-----															
LAST 12 Division I GAMES:															
270	A	Long Beach St.	63 70	47	A	Wyoming	61 64	277	A	Hawaii	61 69				
114	N	Boise St.	85 91					240	H	San Francisco	70 63				
202	A	Texas Tech	88 77												
20	A	Stanford	71 115												
135	H	CSUN	88 73												

Non-Div I Games:

Idaho

Average RPI Win: 238

Average RPI Loss: 63

WON-LOST  
RECORDWINNING  
PCT. RANKLAST 10  
GAMESSTRENGTH OF  
SCHEDULEOPP. STRENGTH  
OF SCHEDULETEAM  
RPIADJ.  
RPICONF.  
RPIADJ CONF.  
RPIDIV. I ONLY  
DIV. I NON-CONF.4- 4  
4- 4163  
1631- 0  
1- 033  
33284  
28468  
6868  
6811  
1111  
11

TOTALS

RPI 1-25

RPI 26-50

W-L RECORDS

RPI 51-100

RPI 101-150

RPI 150+

4- 4 0- 1  
2- 0 0- 0  
1- 3 0- 1  
1- 1 0- 00- 0  
0- 0  
0- 0  
0- 0OVERALL  
HOME  
AWAY  
NEUTRAL0- 3  
0- 0  
0- 2  
0- 11- 0  
1- 0  
0- 0  
0- 03- 0  
1- 0  
1- 0  
1- 04- 4 0- 1  
2- 0 0- 0  
1- 3 0- 1  
1- 1 0- 00- 0  
0- 0  
0- 0  
0- 0NON-CONFERENCE  
HOME  
AWAY  
NEUTRAL0- 3  
0- 0  
0- 2  
0- 11- 0  
1- 0  
0- 0  
0- 03- 0  
1- 0  
1- 0  
1- 00- 0 0- 0  
0- 0 0- 0  
0- 0 0- 0  
0- 0 0- 00- 0  
0- 0  
0- 0  
0- 0CONFERENCE  
HOME  
AWAY  
NEUTRAL0- 0  
0- 0  
0- 0  
0- 00- 0  
0- 0  
0- 0  
0- 00- 0  
0- 0  
0- 0  
0- 0

RPI 1-25

RPI 26-50

RPI 51-100

Team's RPI: 68

RPI 101+

RPI S Opponent Score  
13 A Gonzaga 51 70

RPI S Opponent Score

RPI S Opponent Score  
65 N Georgi a Tech 51 74  
74 A Ari zona 46 71  
98 A Utah 60 74RPI S Opponent Score  
138 H Pepperdi ne 65 63  
246 N Kennesaw St. 60 49  
275 H Utah Valley 80 68  
294 A Cal i forni a Bapti st 72 57

LAST 12 Division I GAMES:

138 H Pepperdi ne 65 63  
294 A Cal i forni a Bapti st 72 57  
275 H Utah Valley 80 68  
65 N Georgi a Tech 51 74  
246 N Kennesaw St. 60 49  
98 A Utah 60 74  
13 A Gonzaga 51 70  
74 A Ari zona 46 71

Non-Div I Games: Benedictine Mesa 88 51

Idaho St.

Average RPI Win:	251	WON-LOST	WINNING	LAST 10	STRENGTH OF	OPP. STRENGTH	TEAM	ADJ.	CONF.	ADJ CONF.
Average RPI Loss:	156	RECORD	PCT. RANK	GAMES	SCHEDULE	OF SCHEDULE	RPI	RPI	RPI	RPI
DIV. I ONLY	7- 2	51	1- 0	262	213	137	137	3	3	
DIV. I NON-CONF.	7- 2	51	1- 0	262	213	137	137	3	3	
TOTALS	RPI 1-25	RPI 26-50	W-L RECORDS	RPI 51-100	RPI 101-150	RPI 150+				
7- 2	0- 0	0- 1	OVERALL	0- 0	1- 0	6- 1				
6- 0	0- 0	0- 0	HOME	0- 0	1- 0	5- 0				
1- 1	0- 0	0- 1	AWAY	0- 0	0- 0	1- 0				
0- 1	0- 0	0- 0	NEUTRAL	0- 0	0- 0	0- 1				
7- 2	0- 0	0- 1	NON-CONFERENCE	0- 0	1- 0	6- 1				
6- 0	0- 0	0- 0	HOME	0- 0	1- 0	5- 0				
1- 1	0- 0	0- 1	AWAY	0- 0	0- 0	1- 0				
0- 1	0- 0	0- 0	NEUTRAL	0- 0	0- 0	0- 1				
0- 0	0- 0	0- 0	CONFERENCE	0- 0	0- 0	0- 0				
0- 0	0- 0	0- 0	HOME	0- 0	0- 0	0- 0				
0- 0	0- 0	0- 0	AWAY	0- 0	0- 0	0- 0				
0- 0	0- 0	0- 0	NEUTRAL	0- 0	0- 0	0- 0				

RPI S Opponent	RPI S Opponent	RPI S Opponent	RPI S Opponent	Team's RPI: 137
	45 A Cl emson	67 69		126 H Indiana St.
				172 H Eastern Mi ch.
				261 H Val parai so
				267 N Sacramento St.
				284 H Col umbi a
				296 H Al abama A&M
				307 H Murray St.
				309 A Cal Poly
LAST 12 Division I GAMES:				
307 H Murray St.	84 52	309 A Cal Poly	74 51	
126 H Indiana St.	75 57	284 H Col umbi a	76 69	
172 H Eastern Mi ch.	72 66	261 H Val parai so	73 54	
45 A Cl emson	67 69	296 H Al abama A&M	88 60	
267 N Sacramento St.	107 109			

Non-Div I Games:

Average RPI Win:	271	WON-LOST	WINNING	LAST 10	STRENGTH OF	OPP. STRENGTH	TEAM	ADJ.	CONF.	ADJ CONF.
Average RPI Loss:	183	RECORD	PCT. RANK	GAMES	SCHEDULE	OF SCHEDULE	RPI	RPI	RPI	RPI
DIV. I ONLY	4- 4	163	1- 0	326	237	257	257	14	14	
DIV. I NON-CONF.	4- 4	163	1- 0	326	237	257	257	14	14	
-----										
TOTALS	RPI 1-25	RPI 26-50	W-L RECORDS	RPI 51-100	RPI 101-150	RPI 150+				
4- 4	0- 0	0- 0	OVERALL	0- 1	0- 0	4- 3				
3- 0	0- 0	0- 0	HOME	0- 0	0- 0	3- 0				
1- 4	0- 0	0- 0	AWAY	0- 1	0- 0	1- 3				
0- 0	0- 0	0- 0	NEUTRAL	0- 0	0- 0	0- 0				
4- 4	0- 0	0- 0	NON-CONFERENCE	0- 1	0- 0	4- 3				
3- 0	0- 0	0- 0	HOME	0- 0	0- 0	3- 0				
1- 4	0- 0	0- 0	AWAY	0- 1	0- 0	1- 3				
0- 0	0- 0	0- 0	NEUTRAL	0- 0	0- 0	0- 0				
0- 0	0- 0	0- 0	CONFERENCE	0- 0	0- 0	0- 0				
0- 0	0- 0	0- 0	HOME	0- 0	0- 0	0- 0				
0- 0	0- 0	0- 0	AWAY	0- 0	0- 0	0- 0				
0- 0	0- 0	0- 0	NEUTRAL	0- 0	0- 0	0- 0				

RPI 1-25				RPI 26-50				RPI 51-100				RPI 101+				Team's RPI: 257	
RPI	S	Opponent	Score	RPI	S	Opponent	Score	RPI	S	Opponent	Score	RPI	S	Opponent	Score		
								66	A	Butler	56	58	172	A	Eastern Mich.	41	50
												175	H	North Dakota	67	55	
												214	A	SIUE	61	68	
												225	H	Oakland	62	56	
												279	A	Cleveland St.	63	67	
												340	A	Northern Ky.	58	53	
												345	H	Austin Peay	61	49	
LAST 12 Division I GAMES:																	
				225	H	Oakland	62	56	340	A	Northern Ky.	58	53				
				66	A	Butler	56	58	345	H	Austin Peay	61	49				
				279	A	Cleveland St.	63	67									
				172	A	Eastern Mich.	41	50									
				175	H	North Dakota	67	55									
				214	A	SIUE	61	68									

Non-Div I Games:

Illinois St.



Average RPI		Win: 0	WON-LOST RECORD	WINNING PCT. RANK	LAST 10 GAMES	STRENGTH OF SCHEDULE	OPP. STRENGTH OF SCHEDULE	TEAM RPI	ADJ. RPI	CONF. RPI	ADJ. CONF. RPI
Loss: 141											
DIV. I ONLY			0- 10	328	0- 1	66	230	285	285	23	23
DIV. I NON-CONF.			0- 10	328	0- 1	66	230	285	285	23	23
TOTALS		RPI 1-25		RPI 26-50		W-L RECORDS		RPI 51-100	RPI 101-150	RPI 150+	
0- 10	0- 2			0- 1		OVERALL		0- 1	0- 1	0- 5	
0- 3	0- 0			0- 0		HOME		0- 0	0- 1	0- 2	
0- 7	0- 2			0- 1		AWAY		0- 1	0- 0	0- 3	
0- 0	0- 0			0- 0		NEUTRAL		0- 0	0- 0	0- 0	
0- 10	0- 2			0- 1		NON-CONFERENCE		0- 1	0- 1	0- 5	
0- 3	0- 0			0- 0		HOME		0- 0	0- 1	0- 2	
0- 7	0- 2			0- 1		AWAY		0- 1	0- 0	0- 3	
0- 0	0- 0			0- 0		NEUTRAL		0- 0	0- 0	0- 0	
0- 0	0- 0			0- 0		CONFERENCE		0- 0	0- 0	0- 0	
0- 0	0- 0			0- 0		HOME		0- 0	0- 0	0- 0	
0- 0	0- 0			0- 0		AWAY		0- 0	0- 0	0- 0	
0- 0	0- 0			0- 0		NEUTRAL		0- 0	0- 0	0- 0	

RPI 1-25				RPI 26-50				RPI 51-100				RPI 101+ Team' s RPI : 285			
RPI	S	Opponent	Score	RPI	S	Opponent	Score	RPI	S	Opponent	Score	RPI	S	Opponent	Score
16	A	South Dakota	43 96	27	A	Ari zona St.	43 81	74	A	Ari zona	42 84	129	H	Houston	60 79
25	A	Minnesota	39 75									160	A	San Diego St.	38 81
												179	A	Massachusetts	59 71
												185	H	UT Arlington	49 97
												287	H	Weber St.	64 72
												330	A	Grand Canyon	63 74
LAST 12 Di vi si on I GAMES:															
129	H	Houston	60 79	179	A	Massachusetts	59 71								
16	A	South Dakota	43 96	25	A	Minnesota	39 75								
330	A	Grand Canyon	63 74	185	H	UT Arlington	49 97								
27	A	Ari zona St.	43 81	74	A	Ari zona	42 84								
				287	H	Weber St.	64 72								
				160	A	San Diego St.	38 81								

### Non-Div I Games:

Incarnate Word

Average RPI	Win:	157	WON-LOST	WINNING	LAST 10	STRENGTH OF	OPP. STRENGTH	TEAM	ADJ.	CONF.	ADJ CONF.
Average RPI	Loss:	0	RECORD	PCT. RANK	GAMES	SCHEDULE	OF SCHEDULE	RPI	RPI	RPI	RPI
DIV. I ONLY		9- 0		1	1- 0	156	29	15	15	3	3
DIV. I NON-CONF.		9- 0		1	1- 0	156	29	15	15	3	3
-----											
TOTALS	RPI 1-25		RPI 26-50		W-L RECORDS	RPI 51-100		RPI 101-150		RPI 150+	
9- 0	0- 0		1- 0		OVERALL	2- 0		1- 0		5- 0	
6- 0	0- 0		0- 0		HOME	1- 0		1- 0		4- 0	
3- 0	0- 0		1- 0		AWAY	1- 0		0- 0		1- 0	
0- 0	0- 0		0- 0		NEUTRAL	0- 0		0- 0		0- 0	
9- 0	0- 0		1- 0		NON-CONFERENCE	2- 0		1- 0		5- 0	
6- 0	0- 0		0- 0		HOME	1- 0		1- 0		4- 0	
3- 0	0- 0		1- 0		AWAY	1- 0		0- 0		1- 0	
0- 0	0- 0		0- 0		NEUTRAL	0- 0		0- 0		0- 0	
0- 0	0- 0		0- 0		CONFERENCE	0- 0		0- 0		0- 0	
0- 0	0- 0		0- 0		HOME	0- 0		0- 0		0- 0	
0- 0	0- 0		0- 0		AWAY	0- 0		0- 0		0- 0	
0- 0	0- 0		0- 0		NEUTRAL	0- 0		0- 0		0- 0	

RPI	S	Opponent	Score	RPI	S	Opponent	Score	RPI	S	Opponent	Score	RPI	S	Opponent	Score
				44	A	UCLA	67 65	66	H	Butler	66 46	125	H	Northern Ill.	91 73
								90	A	Wake Forest	87 73	188	H	Milwaukee	68 66
												197	H	Florida	83 64
												225	A	Oakland	59 32
												230	H	North Florida	75 52
												245	H	Missouri St.	98 74
-----															
LAST 12 Division I GAMES:															
245	H	Missouri St.	98 74	44	A	UCLA	67 65	125	H	Northern Ill.	91 73	197	H	Florida	83 64
66	H	Butler	66 46	90	A	Wake Forest	87 73	230	H	North Florida	75 52	225	A	Oakland	59 32
188	H	Milwaukee	68 66												

Non-Div I Games:

Indiana

Average RPI	Win:	250	WON-LOST	WINNING	LAST 10	STRENGTH OF	OPP. STRENGTH	TEAM	ADJ.	CONF.	ADJ CONF.
Average RPI	Loss:	124	RECORD	PCT. RANK	GAMES	SCHEDULE	OF SCHEDULE	RPI	RPI	RPI	RPI
DIV. I ONLY		5- 3		113	1- 0	165	224	126	126	14	14
DIV. I NON-CONF.		5- 3		113	1- 0	165	224	126	126	14	14
-----											
TOTALS	RPI 1-25		RPI 26-50		W-L RECORDS	RPI 51-100		RPI 101-150		RPI 150+	
5- 3	0- 0		0- 1		OVERALL	0- 0		0- 1		5- 1	
1- 1	0- 0		0- 1		HOME	0- 0		0- 0		1- 0	
4- 1	0- 0		0- 0		AWAY	0- 0		0- 1		4- 0	
0- 1	0- 0		0- 0		NEUTRAL	0- 0		0- 0		0- 1	
5- 3	0- 0		0- 1		NON-CONFERENCE	0- 0		0- 1		5- 1	
1- 1	0- 0		0- 1		HOME	0- 0		0- 0		1- 0	
4- 1	0- 0		0- 0		AWAY	0- 0		0- 1		4- 0	
0- 1	0- 0		0- 0		NEUTRAL	0- 0		0- 0		0- 1	
0- 0	0- 0		0- 0		CONFERENCE	0- 0		0- 0		0- 0	
0- 0	0- 0		0- 0		HOME	0- 0		0- 0		0- 0	
0- 0	0- 0		0- 0		AWAY	0- 0		0- 0		0- 0	
0- 0	0- 0		0- 0		NEUTRAL	0- 0		0- 0		0- 0	

RPI 1-25				RPI 26-50				RPI 51-100				RPI 101+ Team's RPI: 126			
RPI	S	Opponent	Score	RPI	S	Opponent	Score	RPI	S	Opponent	Score	RPI	S	Opponent	Score
				33	H	IUPUI	59 64					137	A	Illinois	57 75
												191	A	Southeast Mo. St.	62 51
												196	A	Saint Louis	60 56
												203	N	UC Irvine	61 77
												222	H	UIC	60 53
												310	A	Marshall	62 53
												330	A	Grand Canyon	88 81
LAST 12 Division I GAMES:															
				222	H	UIC	60 53					330	A	Grand Canyon	88 81
				137	A	Illinois	57 75					196	A	Saint Louis	60 56
				33	H	IUPUI	59 64					310	A	Marshall	62 53
				191	A	Southeast Mo. St.	62 51								
				203	N	UC Irvine	61 77								

Non-Div I Games:

Indiana St.

Average RPI	Win: 218	WON-LOST	WINNING	LAST 10	STRENGTH OF	OPP. STRENGTH	TEAM	ADJ.	CONF.	ADJ CONF.
Average RPI	Loss: 117	RECORD	PCT. RANK	GAMES	SCHEDULE	OF SCHEDULE	RPI	RPI	RPI	RPI
DIV. I ONLY	1- 9	325	0- 1	45	256	255	255	28	28	
DIV. I NON-CONF.	1- 9	325	0- 1	45	256	255	255	28	28	
-----										
TOTALS	RPI 1-25	RPI 26-50	W-L RECORDS	RPI 51-100	RPI 101-150	RPI 150+				
1- 9	0- 0	0- 0	OVERALL	0- 4	0- 3	1- 2				
1- 4	0- 0	0- 0	HOME	0- 2	0- 2	1- 0				
0- 5	0- 0	0- 0	AWAY	0- 2	0- 1	0- 2				
0- 0	0- 0	0- 0	NEUTRAL	0- 0	0- 0	0- 0				
1- 9	0- 0	0- 0	NON-CONFERENCE	0- 4	0- 3	1- 2				
1- 4	0- 0	0- 0	HOME	0- 2	0- 2	1- 0				
0- 5	0- 0	0- 0	AWAY	0- 2	0- 1	0- 2				
0- 0	0- 0	0- 0	NEUTRAL	0- 0	0- 0	0- 0				
0- 0	0- 0	0- 0	CONFERENCE	0- 0	0- 0	0- 0				
0- 0	0- 0	0- 0	HOME	0- 0	0- 0	0- 0				
0- 0	0- 0	0- 0	AWAY	0- 0	0- 0	0- 0				
0- 0	0- 0	0- 0	NEUTRAL	0- 0	0- 0	0- 0				

RPI 1-25				RPI 26-50				RPI 51-100				RPI 101+ Team's RPI: 255					
RPI	S	Opponent	Score	RPI	S	Opponent	Score	RPI	S	Opponent	Score	RPI	S	Opponent	Score		
								55	A	Bucknell I	43	81	101	A	Kansas	44	75
								57	H	Central Mich.	39	82	109	H	Stony Brook	51	53
								64	H	St. John's (NY)	35	61	121	H	Penn	43	66
								77	A	Tol edo	38	84	215	A	Templ e	39	59
												218	H	George Washi ngton	52	43	
												256	A	Hofstra	49	74	
LAST 12 Division I GAMES:																	
				55	A	Bucknell I	43	81	109	H	Stony Brook	51	53				
				57	H	Central Mich.	39	82	121	H	Penn	43	66				
				101	A	Kansas	44	75	215	A	Templ e	39	59				
				218	H	George Washi ngton	52	43	256	A	Hofstra	49	74				
				77	A	Tol edo	38	84									
				64	H	St. John's (NY)	35	61									

Non-Div I Games:

Iona

Average RPI Win: 169

Average RPI Loss: 11

WON-LOST  
RECORDWINNING  
PCT. RANKLAST 10  
GAMESSTRENGTH OF  
SCHEDULEOPP. STRENGTH  
OF SCHEDULETEAM  
RPIADJ.  
RPICONF.  
RPIADJ CONF.  
RPIDIV. I ONLY  
DIV. I NON-CONF.7- 2  
7- 251  
510- 1  
0- 153  
5331  
3118  
1818  
183  
33  
3

TOTALS

RPI 1-25

RPI 26-50

W-L RECORDS

RPI 51-100

RPI 101-150

RPI 150+

7- 2 1- 2

5- 0 1- 0

1- 1 0- 1

1- 1 0- 1

1- 0

1- 0

0- 0

0- 0

OVERALL

0- 0

HOME

0- 0

AWAY

0- 0

NEUTRAL

0- 0

NON-CONFERENCE

0- 0

HOME

0- 0

AWAY

0- 0

NEUTRAL

0- 0

CONFERENCE

0- 0

HOME

0- 0

AWAY

0- 0

NEUTRAL

0- 0

0- 0 0- 0

0- 0 0- 0

0- 0 0- 0

0- 0 0- 0

0- 0

0- 0

0- 0

0- 0

RPI 1-25

Team's RPI: 18

RPI 26-50

RPI 51-100

RPI 101+

RPI	S	Opponent	Score
1	A	Notre Dame	71 105
8	H	Iowa St.	73 70
21	N	Florida St.	67 71

RPI	S	Opponent	Score
33	H	IUPUI	72 58

RPI	S	Opponent	Score
-----	---	----------	-------

RPI	S	Opponent	Score
152	H	Oral Roberts	90 77
159	A	Western Ky.	104 67
199	N	West Virginia	84 81
288	H	Robert Morris	92 63
346	H	N.C. Central	106 39

LAST 12 Division I GAMES:

199	N	West Virginia	84	81	21	N	Florida St.	67	71
346	H	N.C. Central	106	39	33	H	IUPUI	72	58
159	A	Western Ky.	104	67	8	H	Iowa St.	73	70
152	H	Oral Roberts	90	77	288	H	Robert Morris	92	63
					1	A	Notre Dame	71	105

Non-Div I Games:

Iowa

Average RPI Win: 126

Average RPI Loss: 17

WON-LOST  
RECORDWINNING  
PCT. RANKLAST 10  
GAMESSTRENGTH OF  
SCHEDULEOPP. STRENGTH  
OF SCHEDULETEAM  
RPIADJ.  
RPICONF.  
RPIADJ CONF.  
RPIDIV. I ONLY  
DIV. I NON-CONF.7- 2  
7- 251  
513- 0  
3- 010  
10119  
1198  
88  
86  
66  
6

TOTALS

RPI 1-25

RPI 26-50

W-L RECORDS

RPI 51-100

RPI 101-150

RPI 150+

7- 2 1- 2

2- 0

OVERALL

0- 0

1- 0

3- 0

6- 0 1- 0

2- 0

HOME

0- 0

1- 0

2- 0

0- 2 0- 2

0- 0

AWAY

0- 0

0- 0

0- 0

1- 0 0- 0

0- 0

NEUTRAL

0- 0

0- 0

1- 0

7- 2 1- 2

2- 0

NON-CONFERENCE

0- 0

1- 0

3- 0

6- 0 1- 0

2- 0

HOME

0- 0

1- 0

2- 0

0- 2 0- 2

0- 0

AWAY

0- 0

0- 0

0- 0

1- 0 0- 0

0- 0

NEUTRAL

0- 0

0- 0

1- 0

0- 0 0- 0

0- 0

CONFERENCE

0- 0

0- 0

0- 0

0- 0 0- 0

0- 0

HOME

0- 0

0- 0

0- 0

0- 0 0- 0

0- 0

AWAY

0- 0

0- 0

0- 0

0- 0 0- 0

0- 0

NEUTRAL

0- 0

0- 0

0- 0

RPI 1-25 Team's RPI: 8

RPI 26-50

RPI 51-100

RPI 101+

RPI	S	Opponent	Score
14	H	Miami (FL)	75 52
16	A	South Dakota	59 64
18	A	Iowa	70 73

RPI	S	Opponent	Score
40	H	Auburn	67 64
49	H	Arkansas	91 82

RPI	S	Opponent	Score
125	H	Northern Ill.	70 60
172	N	Eastern Mich.	85 59
175	H	North Dakota	87 35
306	H	Niagara	95 35

LAST 12 Division I GAMES:

125	H	Northern Ill.	70 60	14	H	Miami (FL)	75 52
40	H	Auburn	67 64	175	H	North Dakota	87 35
306	H	Niagara	95 35	18	A	Iowa	70 73
				49	H	Arkansas	91 82
				16	A	South Dakota	59 64
				172	N	Eastern Mich.	85 59

I  
o  
w  
a  
s  
t  
.I  
o  
w  
a  
s  
t  
.

Non-Div I Games:

Iowa St.

Average RPI Win:	313	WON-LOST	WINNING	LAST 10	STRENGTH OF	OPP. STRENGTH	TEAM	ADJ.	CONF.	ADJ CONF.
Average RPI Loss:	194	RECORD	PCT. RANK	GAMES	SCHEDULE	OF SCHEDULE	RPI	RPI	RPI	RPI
DIV. I ONLY	1- 5	294	0- 0	217	342	324	324	27	27	
DIV. I NON-CONF.	1- 5	294	0- 0	217	342	324	324	27	27	
-----										
TOTALS	RPI 1-25	RPI 26-50	W-L RECORDS	RPI 51-100	RPI 101-150	RPI 150+				
1- 5	0- 1	0- 0	OVERALL	0- 0	0- 0	1- 4				
1- 1	0- 0	0- 0	HOME	0- 0	0- 0	1- 1				
0- 4	0- 1	0- 0	AWAY	0- 0	0- 0	0- 3				
0- 0	0- 0	0- 0	NEUTRAL	0- 0	0- 0	0- 0				
1- 5	0- 1	0- 0	NON-CONFERENCE	0- 0	0- 0	1- 4				
1- 1	0- 0	0- 0	HOME	0- 0	0- 0	1- 1				
0- 4	0- 1	0- 0	AWAY	0- 0	0- 0	0- 3				
0- 0	0- 0	0- 0	NEUTRAL	0- 0	0- 0	0- 0				
0- 0	0- 0	0- 0	CONFERENCE	0- 0	0- 0	0- 0				
0- 0	0- 0	0- 0	HOME	0- 0	0- 0	0- 0				
0- 0	0- 0	0- 0	AWAY	0- 0	0- 0	0- 0				
0- 0	0- 0	0- 0	NEUTRAL	0- 0	0- 0	0- 0				

RPI 1-25				RPI 26-50				RPI 51-100				RPI 101+ Team's RPI : 324											
RPI	S	Opponent	Score	RPI	S	Opponent	Score	RPI	S	Opponent	Score	RPI	S	Opponent	Score								
19	A	Mississippi St.	38 105									158	H	Southeastern La.	45 50								
												185	A	UT Arlington	63 99								
												272	A	Memphis	67 68								
												313	H	Central Ark.	65 56								
												337	A	Louisiana	61 68								
-----																							
LAST 12 Division I GAMES:																							
158	H	Southeastern La.	45 50	272	A	Memphis	67 68																
19	A	Mississippi St.	38 105																				
337	A	Louisiana	61 68																				
313	H	Central Ark.	65 56																				
185	A	UT Arlington	63 99																				

Non-Div I Games: Spring Hill 105 57

Jackson St.

Average RPI Win:	345	WON-LOST	WINNING	LAST 10	STRENGTH OF	OPP. STRENGTH	TEAM	ADJ.	CONF.	ADJ CONF.
Average RPI Loss:	101	RECORD	PCT. RANK	GAMES	SCHEDULE	OF SCHEDULE	RPI	RPI	RPI	RPI
DIV. I ONLY	2- 5	257	0- 1	209	223	235	235	24	24	
DIV. I NON-CONF.	2- 5	257	0- 1	209	223	235	235	24	24	
-----										
TOTALS	RPI 1-25	RPI 26-50	W-L RECORDS	RPI 51-100	RPI 101-150	RPI 150+				
2- 5	0- 1	0- 1	OVERALL	0- 1	0- 1	2- 1				
0- 1	0- 0	0- 0	HOME	0- 0	0- 0	0- 1				
2- 3	0- 1	0- 0	AWAY	0- 1	0- 1	2- 0				
0- 1	0- 0	0- 1	NEUTRAL	0- 0	0- 0	0- 0				
2- 5	0- 1	0- 1	NON-CONFERENCE	0- 1	0- 1	2- 1				
0- 1	0- 0	0- 0	HOME	0- 0	0- 0	0- 1				
2- 3	0- 1	0- 0	AWAY	0- 1	0- 1	2- 0				
0- 1	0- 0	0- 1	NEUTRAL	0- 0	0- 0	0- 0				
0- 0	0- 0	0- 0	CONFERENCE	0- 0	0- 0	0- 0				
0- 0	0- 0	0- 0	HOME	0- 0	0- 0	0- 0				
0- 0	0- 0	0- 0	AWAY	0- 0	0- 0	0- 0				
0- 0	0- 0	0- 0	NEUTRAL	0- 0	0- 0	0- 0				

RPI 1-25				RPI 26-50				RPI 51-100				RPI 101+ Team's RPI: 235			
RPI	S	Opponent	Score	RPI	S	Opponent	Score	RPI	S	Opponent	Score	RPI	S	Opponent	Score
21	A	Florida St.	46 79	31	N	Old Domini on	76 78	100	A	Texas A&M	53 73	111	A	Penn St.	61 80
												242	H	Bethune-Cookman	56 58
												343	A	Savannah St.	68 58
												347	A	Charleston So.	68 58
LAST 12 Division I GAMES:															
21	A	Florida St.	46 79	111	A	Penn St.	61 80	242	H	Bethune-Cookman	56 58	347	A	Charleston So.	68 58
100	A	Texas A&M	53 73	31	N	Old Domini on	76 78	343	A	Savannah St.	68 58				

Non-Div I Games: Webber Int'l 73 39

Jacksonville



Average RPI Win:	295	WON-LOST	WINNING	LAST 10	STRENGTH OF	OPP. STRENGTH	TEAM	ADJ.	CONF.	ADJ CONF.
Average RPI Loss:	179	RECORD	PCT. RANK	GAMES	SCHEDULE	OF SCHEDULE	RPI	RPI	RPI	RPI

DIV. I ONLY	4- 3	139	0- 1	329	209	226	226	20	20
DIV. I NON-CONF.	4- 3	139	0- 1	329	209	226	226	20	20
TOTALS	RPI 1-25	RPI 26-50	W-L RECORDS	RPI 51-100	RPI 101-150	RPI 150+			
4- 3	0- 0	0- 0	OVERALL	0- 0	0- 0	4- 3			
0- 0	0- 0	0- 0	HOME	0- 0	0- 0	0- 0			
4- 1	0- 0	0- 0	AWAY	0- 0	0- 0	4- 1			
0- 2	0- 0	0- 0	NEUTRAL	0- 0	0- 0	0- 2			
4- 3	0- 0	0- 0	NON-CONFERENCE	0- 0	0- 0	4- 3			
0- 0	0- 0	0- 0	HOME	0- 0	0- 0	0- 0			
4- 1	0- 0	0- 0	AWAY	0- 0	0- 0	4- 1			
0- 2	0- 0	0- 0	NEUTRAL	0- 0	0- 0	0- 2			
0- 0	0- 0	0- 0	CONFERENCE	0- 0	0- 0	0- 0			
0- 0	0- 0	0- 0	HOME	0- 0	0- 0	0- 0			
0- 0	0- 0	0- 0	AWAY	0- 0	0- 0	0- 0			
0- 0	0- 0	0- 0	NEUTRAL	0- 0	0- 0	0- 0			

RPI 1-25	RPI 26-50	RPI 51-100	RPI 101+	Team's RPI: 226
RPI S Opponent Score	RPI S Opponent Score	RPI S Opponent Score	RPI S Opponent Score	
			153 N Harvard	62 69
			181 N Washington St.	51 64
			202 A Texas Tech	58 71
			232 A Ole Miss	60 49
			296 A Alabama A&M	55 48
			314 A Lipscomb	58 46
			339 A Florida A&M	62 31
LAST 12 Division I GAMES:				
181 N Washington St.	51 64	314 A Lipscomb	58 46	
296 A Alabama A&M	55 48	202 A Texas Tech	58 71	
232 A Ole Miss	60 49	339 A Florida A&M	62 31	
153 N Harvard	62 69			

Non-Div I Games: Montevallo 84 52

Jacksonville St.

Average RPI Win: 207		WON-LOST	WINNING	LAST 10	STRENGTH OF		OPP. STRENGTH	TEAM	ADJ.	CONF.	ADJ CONF.
Average RPI Loss: 120		RECORD	PCT. RANK	GAMES	SCHEDULE		OF SCHEDULE	RPI	RPI	RPI	RPI
DIV. I ONLY		6- 2	69	0- 1	266		85	105	105	12	12
DIV. I NON-CONF.		6- 2	69	0- 1	266		85	105	105	12	12
-----											
TOTALS		RPI 1-25	RPI 26-50		W-L RECORDS		RPI 51-100	RPI 101-150		RPI 150+	
6- 2	0- 0		0- 1		OVERALL		1- 0	0- 0		5- 1	
4- 0	0- 0		0- 0		HOME		1- 0	0- 0		3- 0	
2- 2	0- 0		0- 1		AWAY		0- 0	0- 0		2- 1	
0- 0	0- 0		0- 0		NEUTRAL		0- 0	0- 0		0- 0	
6- 2	0- 0		0- 1		NON-CONFERENCE		1- 0	0- 0		5- 1	
4- 0	0- 0		0- 0		HOME		1- 0	0- 0		3- 0	
2- 2	0- 0		0- 1		AWAY		0- 0	0- 0		2- 1	
0- 0	0- 0		0- 0		NEUTRAL		0- 0	0- 0		0- 0	
0- 0	0- 0		0- 0		CONFERENCE		0- 0	0- 0		0- 0	
0- 0	0- 0		0- 0		HOME		0- 0	0- 0		0- 0	
0- 0	0- 0		0- 0		AWAY		0- 0	0- 0		0- 0	
0- 0	0- 0		0- 0		NEUTRAL		0- 0	0- 0		0- 0	

RPI	S	Opponent	Score	RPI	S	Opponent	Score	RPI	S	Opponent	Score	RPI	S	Opponent	Score
				50	A	Maryland	63 87	94	H	Dayton	68 55	167	H	Georgetown	69 57
												176	H	Winthrop	56 39
												189	A	Hampton	65 72
												218	H	George Washington	50 37
												281	A	Liberty	74 53
												304	A	Delaware St.	103 57
-----															
Team's RPI: 105															
LAST 12 Division I GAMES:															
176	H	Winthrop	56 39	50	A	Maryland	63 87	94	H	Dayton	68 55	281	A	Liberty	74 53
189	A	Hampton	65 72												
167	H	Georgetown	69 57												
304	A	Delaware St.	103 57												
218	H	George Washington	50 37												

Non-Div I Games:

James Madison

Average RPI Win: 204  
Average RPI Loss: 124

WON-LOST  
RECORD

WINNING  
PCT. RANK

LAST 10  
GAMES

STRENGTH OF  
SCHEDULE

OPP. STRENGTH  
OF SCHEDULE

TEAM  
RPI

ADJ.  
RPI

CONF.  
RPI

ADJ CONF.  
RPI

DIV. I ONLY	7- 1	30	1- 0	303	71	101	101	6	6
DIV. I NON-CONF.	7- 1	30	1- 0	303	71	101	101	6	6
<hr/>									
TOTALS	RPI 1-25	RPI 26-50	W-L RECORDS	RPI 51-100	RPI 101-150	RPI 150+			
7- 1	0- 0	0- 0	OVERALL	1- 0	0- 1	6- 0			
6- 0	0- 0	0- 0	HOME	0- 0	0- 0	6- 0			
1- 1	0- 0	0- 0	AWAY	1- 0	0- 1	0- 0			
0- 0	0- 0	0- 0	NEUTRAL	0- 0	0- 0	0- 0			
7- 1	0- 0	0- 0	NON-CONFERENCE	1- 0	0- 1	6- 0			
6- 0	0- 0	0- 0	HOME	0- 0	0- 0	6- 0			
1- 1	0- 0	0- 0	AWAY	1- 0	0- 1	0- 0			
0- 0	0- 0	0- 0	NEUTRAL	0- 0	0- 0	0- 0			
0- 0	0- 0	0- 0	CONFERENCE	0- 0	0- 0	0- 0			
0- 0	0- 0	0- 0	HOME	0- 0	0- 0	0- 0			
0- 0	0- 0	0- 0	AWAY	0- 0	0- 0	0- 0			
0- 0	0- 0	0- 0	NEUTRAL	0- 0	0- 0	0- 0			

RPI 1-25				RPI 26-50				RPI 51-100				RPI 101+ Team's RPI: 101			
RPI	S	Opponent	Score	RPI	S	Opponent	Score	RPI	S	Opponent	Score	RPI	S	Opponent	Score
								75	A	LSU	68 61	124	A	Nebraska	52 58
												152	H	Oral Roberts	70 58
												166	H	George Mason	77 56
												221	H	UMKC	67 55
												255	H	Iona	75 44
												260	H	Grambling	76 45
												296	H	Alabama A&M	65 54
LAST 12 Division I GAMES:															
260	H	Grambling	76 45	124	A	Nebraska	52 58								
221	H	UMKC	67 55	75	A	LSU	68 61								
				255	H	Iona	75 44								
				166	H	George Mason	77 56								
				296	H	Alabama A&M	65 54								
				152	H	Oral Roberts	70 58								

Non-Div I Games:

Kansas

Average RPI	Win:	182	WON-LOST	WINNING	LAST 10	STRENGTH OF	OPP. STRENGTH	TEAM	ADJ.	CONF.	ADJ CONF.
Average RPI	Loss:	21	RECORD	PCT. RANK	GAMES	SCHEDULE	OF SCHEDULE	RPI	RPI	RPI	RPI
DIV. I ONLY		7- 2		51	1- 0	230	21	95	95	6	6
DIV. I NON-CONF.		7- 2		51	1- 0	230	21	95	95	6	6
-----											
TOTALS	RPI 1-25		RPI 26-50		W-L RECORDS	RPI 51-100		RPI 101-150		RPI 150+	
7- 2	0- 1		1- 1		OVERALL	0- 0		0- 0		6- 0	
5- 0	0- 0		1- 0		HOME	0- 0		0- 0		4- 0	
1- 0	0- 0		0- 0		AWAY	0- 0		0- 0		1- 0	
1- 2	0- 1		0- 1		NEUTRAL	0- 0		0- 0		1- 0	
7- 2	0- 1		1- 1		NON-CONFERENCE	0- 0		0- 0		6- 0	
5- 0	0- 0		1- 0		HOME	0- 0		0- 0		4- 0	
1- 0	0- 0		0- 0		AWAY	0- 0		0- 0		1- 0	
1- 2	0- 1		0- 1		NEUTRAL	0- 0		0- 0		1- 0	
0- 0	0- 0		0- 0		CONFERENCE	0- 0		0- 0		0- 0	
0- 0	0- 0		0- 0		HOME	0- 0		0- 0		0- 0	
0- 0	0- 0		0- 0		AWAY	0- 0		0- 0		0- 0	
0- 0	0- 0		0- 0		NEUTRAL	0- 0		0- 0		0- 0	

RPI 1-25				RPI 26-50				RPI 51-100 Team's RPI: 95				RPI 101+			
RPI	S	Opponent	Score	RPI	S	Opponent	Score	RPI	S	Opponent	Score	RPI	S	Opponent	Score
10	N	Syracuse	61 70	32	N	DePaul	59 79					155	H	Vanderbilt	72 61
				34	H	Lamar University	73 55					157	N	Princeton	80 61
												168	A	Little Rock	53 47
												221	H	UMKC	61 50
												258	H	Omaha	61 46
												283	H	North Texas	60 42
-----															
LAST 12 Division I GAMES:															
168	A	Little Rock	53 47	10	N	Syracuse	61 70	221	H	UMKC	61 50				
34	H	Lamar University	73 55					283	H	North Texas	60 42				
155	H	Vanderbilt	72 61					258	H	Omaha	61 46				
157	N	Princeton	80 61												
32	N	DePaul	59 79												

Non-Div I Games:

Kansas St.

Average RPI	Win: 215	WON-LOST	WINNING	LAST 10	STRENGTH OF	OPP. STRENGTH	TEAM	ADJ.	CONF.	ADJ CONF.
Average RPI	Loss: 142	RECORD	PCT. RANK	GAMES	SCHEDULE	OF SCHEDULE	RPI	RPI	RPI	RPI
DIV. I ONLY	2- 7	272	0- 1	93	221	246	246	24	24	
DIV. I NON-CONF.	2- 7	272	0- 1	93	221	246	246	24	24	
-----										
TOTALS	RPI 1-25	RPI 26-50	W-L RECORDS	RPI 51-100	RPI 101-150	RPI 150+				
2- 7	0- 0	0- 1	OVERALL	0- 1	0- 2	2- 3				
2- 0	0- 0	0- 0	HOME	0- 0	0- 0	2- 0				
0- 4	0- 0	0- 0	AWAY	0- 0	0- 2	0- 2				
0- 3	0- 0	0- 1	NEUTRAL	0- 1	0- 0	0- 1				
2- 7	0- 0	0- 1	NON-CONFERENCE	0- 1	0- 2	2- 3				
2- 0	0- 0	0- 0	HOME	0- 0	0- 0	2- 0				
0- 4	0- 0	0- 0	AWAY	0- 0	0- 2	0- 2				
0- 3	0- 0	0- 1	NEUTRAL	0- 1	0- 0	0- 1				
0- 0	0- 0	0- 0	CONFERENCE	0- 0	0- 0	0- 0				
0- 0	0- 0	0- 0	HOME	0- 0	0- 0	0- 0				
0- 0	0- 0	0- 0	AWAY	0- 0	0- 0	0- 0				
0- 0	0- 0	0- 0	NEUTRAL	0- 0	0- 0	0- 0				

RPI 1-25				RPI 26-50				RPI 51-100				RPI 101+ Team's RPI: 246			
RPI	S	Opponent	Score	RPI	S	Opponent	Score	RPI	S	Opponent	Score	RPI	S	Opponent	Score
				28	N	Michigan St.	51 75	68	N	Idaho St.	49 60	116	A	Seton Hall	80 102
												140	A	Mercer	48 64
												178	A	East Carolina	56 68
												186	H	Furman	74 63
												193	A	Georgia St.	73 79
												243	H	Ga. Southern	78 59
												273	N	UMBC	53 57
LAST 12 Division I GAMES:															
				243	H	Ga. Southern	78 59	193	A	Georgia St.	73 79				
				28	N	Michigan St.	51 75	140	A	Mercer	48 64				
				68	N	Idaho St.	49 60	116	A	Seton Hall	80 102				
				178	A	East Carolina	56 68								
				186	H	Furman	74 63								
				273	N	UMBC	53 57								

Non-Div I Games: Middle Ga. St. 80 70

Kennesaw St.

Average RPI	Win:	250	WON-LOST	WINNING	LAST 10	STRENGTH OF	OPP. STRENGTH	TEAM	ADJ.	CONF.	ADJ CONF.
Average RPI	Loss:	51	RECORD	PCT. RANK	GAMES	SCHEDULE	OF SCHEDULE	RPI	RPI	RPI	RPI
DIV. I ONLY		4- 4	163	1- 0	198	37	170	170	10	10	
DIV. I NON-CONF.		4- 4	163	1- 0	198	37	170	170	10	10	
-----											
TOTALS	RPI 1-25		RPI 26-50		W-L RECORDS	RPI 51-100	RPI 101-150		RPI 150+		
4- 4	0- 1		0- 1		OVERALL	0- 1	1- 1		3- 0		
3- 1	0- 0		0- 1		HOME	0- 0	1- 0		2- 0		
1- 3	0- 1		0- 0		AWAY	0- 1	0- 1		1- 0		
0- 0	0- 0		0- 0		NEUTRAL	0- 0	0- 0		0- 0		
4- 4	0- 1		0- 1		NON-CONFERENCE	0- 1	1- 1		3- 0		
3- 1	0- 0		0- 1		HOME	0- 0	1- 0		2- 0		
1- 3	0- 1		0- 0		AWAY	0- 1	0- 1		1- 0		
0- 0	0- 0		0- 0		NEUTRAL	0- 0	0- 0		0- 0		
0- 0	0- 0		0- 0		CONFERENCE	0- 0	0- 0		0- 0		
0- 0	0- 0		0- 0		HOME	0- 0	0- 0		0- 0		
0- 0	0- 0		0- 0		AWAY	0- 0	0- 0		0- 0		
0- 0	0- 0		0- 0		NEUTRAL	0- 0	0- 0		0- 0		

RPI 1-25				RPI 26-50				RPI 51-100				RPI 101+ Team's RPI: 170			
RPI	S	Opponent	Score	RPI	S	Opponent	Score	RPI	S	Opponent	Score	RPI	S	Opponent	Score
4	A	NC State	61 78	39	H	Duquesne	72 77	52	A	North Carolina	60 73	108	A	Wright St.	55 61
												145	H	Youngstown St.	62 34
												225	H	Oakland	75 65
												288	A	Robert Morris	54 46
												340	H	Northern Ky.	62 61
LAST 12 Division I GAMES:															
340	H	Northern Ky.	62 61	288	A	Robert Morris	54 46	108	A	Wright St.	55 61				
4	A	NC State	61 78	39	H	Duquesne	72 77	145	H	Youngstown St.	62 34				
52	A	North Carolina	60 73					225	H	Oakland	75 65				

Non-Div I Games:

Kent St.

Average RPI Win: 141

Average RPI Loss: 5

WON-LOST  
RECORDWINNING  
PCT. RANKLAST 10  
GAMESSTRENGTH OF  
SCHEDULEOPP. STRENGTH  
OF SCHEDULETEAM  
RPIADJ.  
RPICONF.  
RPIADJ CONF.  
RPIDIV. I ONLY  
DIV. I NON-CONF.9- 1  
9- 119  
190- 1  
0- 1150  
1505  
517  
1717  
175  
55  
5

TOTALS

RPI 1-25

RPI 26-50

W-L RECORDS

RPI 51-100

RPI 101-150

RPI 150+

9- 1 0- 1

1- 0

OVERALL

3- 0

1- 0

4- 0

6- 0 0- 0

0- 0

HOME

1- 0

1- 0

4- 0

0- 1 0- 1

0- 0

AWAY

0- 0

0- 0

0- 0

3- 0 0- 0

1- 0

NEUTRAL

2- 0

0- 0

0- 0

9- 1 0- 1

1- 0

NON-CONFERENCE

3- 0

1- 0

4- 0

6- 0 0- 0

0- 0

HOME

1- 0

1- 0

4- 0

0- 1 0- 1

0- 0

AWAY

0- 0

0- 0

0- 0

3- 0 0- 0

1- 0

NEUTRAL

2- 0

0- 0

0- 0

0- 0 0- 0

0- 0

CONFERENCE

0- 0

0- 0

0- 0

0- 0 0- 0

0- 0

HOME

0- 0

0- 0

0- 0

0- 0 0- 0

0- 0

AWAY

0- 0

0- 0

0- 0

0- 0 0- 0

0- 0

NEUTRAL

0- 0

0- 0

0- 0

RPI 1-25

Team's RPI: 17

RPI 26-50

RPI 51-100

RPI 101+

RPI	S	Opponent	Score
5	A	Louisville	75 80

RPI	S	Opponent	Score
44	N	UCLA	75 74

RPI	S	Opponent	Score
52	N	North Carolina	85 75
71	H	Southern U.	91 41
97	N	South Fla.	85 63

RPI	S	Opponent	Score
144	H	Rhode Island	75 52
154	H	Virginia	63 51
192	H	Morehead St.	87 57
244	H	Alabama St.	87 35
268	H	High Point	71 49

LAST 12 Division I GAMES:

5	A	Louisville	75	80	52	N	North Carolina	85	75
144	H	Rhode Island	75	52	44	N	UCLA	75	74
192	H	Morehead St.	87	57	97	N	South Fla.	85	63
244	H	Alabama St.	87	35	268	H	High Point	71	49
					154	H	Virginia	63	51
					71	H	Southern U.	91	41

Kentucky

Kentucky

Non-Div I Games:

Kentucky

Average RPI	Win:	0	WON-LOST	WINNING	LAST 10	STRENGTH OF	OPP. STRENGTH	TEAM	ADJ.	CONF.	ADJ CONF.
Average RPI	Loss:	265	RECORD	PCT. RANK	GAMES	SCHEDULE	OF SCHEDULE	RPI	RPI	RPI	RPI
DIV. I ONLY		0- 9		328	0- 1	338	324	349	349	31	31
DIV. I NON-CONF.		0- 9		328	0- 1	338	324	349	349	31	31
-----											
TOTALS	RPI 1-25		RPI 26-50		W-L RECORDS	RPI 51-100		RPI 101-150		RPI 150+	
0- 9	0- 0		0- 1		OVERALL	0- 0		0- 0		0- 8	
0- 3	0- 0		0- 0		HOME	0- 0		0- 0		0- 3	
0- 5	0- 0		0- 1		AWAY	0- 0		0- 0		0- 4	
0- 1	0- 0		0- 0		NEUTRAL	0- 0		0- 0		0- 1	
0- 9	0- 0		0- 1		NON-CONFERENCE	0- 0		0- 0		0- 8	
0- 3	0- 0		0- 0		HOME	0- 0		0- 0		0- 3	
0- 5	0- 0		0- 1		AWAY	0- 0		0- 0		0- 4	
0- 1	0- 0		0- 0		NEUTRAL	0- 0		0- 0		0- 1	
0- 0	0- 0		0- 0		CONFERENCE	0- 0		0- 0		0- 0	
0- 0	0- 0		0- 0		HOME	0- 0		0- 0		0- 0	
0- 0	0- 0		0- 0		AWAY	0- 0		0- 0		0- 0	
0- 0	0- 0		0- 0		NEUTRAL	0- 0		0- 0		0- 0	

RPI 1-25				RPI 26-50				RPI 51-100				RPI 101+ Team's RPI: 349			
RPI	S	Opponent	Score	RPI	S	Opponent	Score	RPI	S	Opponent	Score	RPI	S	Opponent	Score
				42	A	Michigan	38 83					203	N	UC Irvine	71 84
												253	A	Fairfield	43 71
												278	A	Saint Peter's	59 86
												301	H	Army West Point	42 57
												317	H	UMass Lowell	64 69
												325	H	NJIT	51 72
												330	A	Grand Canyon	62 65
												334	A	Manhattan	46 61
LAST 12 Division I GAMES:															
325	H	NJIT	51 72	278	A	Saint Peter's	59 86								
42	A	Michigan	38 83	253	A	Fairfield	43 71								
317	H	UMass Lowell	64 69	301	H	Army West Point	42 57								
330	A	Grand Canyon	62 65	334	A	Manhattan	46 61								
203	N	UC Irvine	71 84												

Non-Div I Games:

LIU Brooklyn



Average RPI Win:	152	WON-LOST	WINNING	LAST 10	STRENGTH OF	OPP. STRENGTH	TEAM	ADJ.	CONF.	ADJ CONF.
Average RPI Loss:	65	RECORD	PCT. RANK	GAMES	SCHEDULE	OF SCHEDULE	RPI	RPI	RPI	RPI
DIV. I ONLY	5- 2	81	1- 0	82	70	75	75	5	5	
DIV. I NON-CONF.	5- 2	81	1- 0	82	70	75	75	5	5	
-----										
TOTALS	RPI 1-25	RPI 26-50	W-L RECORDS	RPI 51-100	RPI 101-150	RPI 150+				
5- 2	1- 0	1- 1	OVERALL	0- 0	0- 1	3- 0				
4- 2	0- 0	1- 1	HOME	0- 0	0- 1	3- 0				
1- 0	1- 0	0- 0	AWAY	0- 0	0- 0	0- 0				
0- 0	0- 0	0- 0	NEUTRAL	0- 0	0- 0	0- 0				
5- 2	1- 0	1- 1	NON-CONFERENCE	0- 0	0- 1	3- 0				
4- 2	0- 0	1- 1	HOME	0- 0	0- 1	3- 0				
1- 0	1- 0	0- 0	AWAY	0- 0	0- 0	0- 0				
0- 0	0- 0	0- 0	NEUTRAL	0- 0	0- 0	0- 0				
0- 0	0- 0	0- 0	CONFERENCE	0- 0	0- 0	0- 0				
0- 0	0- 0	0- 0	HOME	0- 0	0- 0	0- 0				
0- 0	0- 0	0- 0	AWAY	0- 0	0- 0	0- 0				
0- 0	0- 0	0- 0	NEUTRAL	0- 0	0- 0	0- 0				

RPI 1-25				RPI 26-50				RPI 51-100				Team's RPI: 75				RPI 101+			
RPI	S	Opponent	Score	RPI	S	Opponent	Score	RPI	S	Opponent	Score	RPI	S	Opponent	Score	RPI	S	Opponent	Score
21	A	Florida St.	58 45	29	H	Tulane	54 56					101	H	Kansas	61 68				
				38	H	Northern Colo.	62 57					168	H	Little Rock	60 45				
												205	H	Sam Houston St.	66 52				
												326	H	McNeese	86 36				
LAST 12 Division I GAMES:																			
				168	H	Little Rock	60 45					326	H	McNeese	86 36				
				21	A	Florida St.	58 45					101	H	Kansas	61 68				
				29	H	Tulane	54 56												
				38	H	Northern Colo.	62 57												
				205	H	Sam Houston St.	66 52												

Non-Div I Games:

LSU

Average RPI Win: 271		WON-LOST	WINNING	LAST 10	STRENGTH OF	OPP. STRENGTH	TEAM	ADJ.	CONF.	ADJ CONF.
Average RPI Loss: 154		RECORD	PCT. RANK	GAMES	SCHEDULE	OF SCHEDULE	RPI	RPI	RPI	RPI
DIV. I ONLY		1- 8	318	1- 0	102	294	289	289	16	16
DIV. I NON-CONF.		1- 8	318	1- 0	102	294	289	289	16	16
-----										
TOTALS		RPI 1-25		RPI 26-50	W-L RECORDS		RPI 51-100	RPI 101-150	RPI 150+	
1- 8	0- 0			0- 1	OVERALL		0- 1	0- 2	1- 4	
1- 2	0- 0			0- 0	HOME		0- 0	0- 1	1- 1	
0- 6	0- 0			0- 1	AWAY		0- 1	0- 1	0- 3	
0- 0	0- 0			0- 0	NEUTRAL		0- 0	0- 0	0- 0	
1- 8	0- 0			0- 1	NON-CONFERENCE		0- 1	0- 2	1- 4	
1- 2	0- 0			0- 0	HOME		0- 0	0- 1	1- 1	
0- 6	0- 0			0- 1	AWAY		0- 1	0- 1	0- 3	
0- 0	0- 0			0- 0	NEUTRAL		0- 0	0- 0	0- 0	
0- 0	0- 0			0- 0	CONFERENCE		0- 0	0- 0	0- 0	
0- 0	0- 0			0- 0	HOME		0- 0	0- 0	0- 0	
0- 0	0- 0			0- 0	AWAY		0- 0	0- 0	0- 0	
0- 0	0- 0			0- 0	NEUTRAL		0- 0	0- 0	0- 0	

RPI 1-25				RPI 26-50				RPI 51-100				RPI 101+ Team' s RPI : 289			
RPI	S	Opponent	Score	RPI	S	Opponent	Score	RPI	S	Opponent	Score	RPI	S	Opponent	Score
				37	A	Villanova	68 81	73	A	Oregon St.	46 100	121	A	Penn	34 65
												148	H	Drexel	43 58
												153	A	Harvard	43 88
												190	A	Towson	68 92
												219	H	Howard	54 57
												271	H	Norfolk St.	62 52
												288	A	Robert Morris	39 67
LAST 12 Division I GAMES:															
				271	H	Norfolk St.	62 52	121	A	Penn	34 65				
				288	A	Robert Morris	39 67	73	A	Oregon St.	46 100				
				219	H	Howard	54 57	148	H	Drexel	43 58				
								37	A	Villanova	68 81				
								190	A	Towson	68 92				
								153	A	Harvard	43 88				

Non-Div I Games:

La Salle

Average RPI Win:	280	WON-LOST	WINNING	LAST 10	STRENGTH OF	OPP. STRENGTH	TEAM	ADJ.	CONF.	ADJ CONF.
Average RPI Loss:	182	RECORD	PCT. RANK	GAMES	SCHEDULE	OF SCHEDULE	RPI	RPI	RPI	RPI
DIV. I ONLY	4- 3	139	0- 1	341	167	265	265	19	19	
DIV. I NON-CONF.	4- 3	139	0- 1	341	167	265	265	19	19	
-----										
TOTALS	RPI 1-25	RPI 26-50	W-L RECORDS	RPI 51-100	RPI 101-150	RPI 150+				
4- 3	0- 0	0- 0	OVERALL	0- 0	0- 1	4- 2				
2- 1	0- 0	0- 0	HOME	0- 0	0- 1	2- 0				
2- 2	0- 0	0- 0	AWAY	0- 0	0- 0	2- 2				
0- 0	0- 0	0- 0	NEUTRAL	0- 0	0- 0	0- 0				
4- 3	0- 0	0- 0	NON-CONFERENCE	0- 0	0- 1	4- 2				
2- 1	0- 0	0- 0	HOME	0- 0	0- 1	2- 0				
2- 2	0- 0	0- 0	AWAY	0- 0	0- 0	2- 2				
0- 0	0- 0	0- 0	NEUTRAL	0- 0	0- 0	0- 0				
0- 0	0- 0	0- 0	CONFERENCE	0- 0	0- 0	0- 0				
0- 0	0- 0	0- 0	HOME	0- 0	0- 0	0- 0				
0- 0	0- 0	0- 0	AWAY	0- 0	0- 0	0- 0				
0- 0	0- 0	0- 0	NEUTRAL	0- 0	0- 0	0- 0				

RPI 1-25				RPI 26-50				RPI 51-100				RPI 101+ Team's RPI: 265			
RPI	S	Opponent	Score	RPI	S	Opponent	Score	RPI	S	Opponent	Score	RPI	S	Opponent	Score
												149	H	Ni chol l s St.	54 55
												195	A	SMU	38 49
												202	A	Texas Tech	42 86
												210	A	New Orleans	57 44
												248	H	Mi ssi ssi ppi Val .	72 65
												326	H	McNeese	69 60
												336	A	Northwestern St.	63 55
LAST 12 Division I GAMES:															
				149	H	Ni chol l s St.	54 55	326	H	McNeese	69 60				
				248	H	Mi ssi ssi ppi Val .	72 65	202	A	Texas Tech	42 86				
				336	A	Northwestern St.	63 55	195	A	SMU	38 49				
				210	A	New Orleans	57 44								

Non-Div I Games: LSU-Alexandria 93 62

La. -Monroe

Average RPI	Win:	306	WON-LOST	WINNING	LAST 10	STRENGTH OF	OPP. STRENGTH	TEAM	ADJ.	CONF.	ADJ CONF.
Average RPI	Loss:	266	RECORD	PCT. RANK	GAMES	SCHEDULE	OF SCHEDULE	RPI	RPI	RPI	RPI
DIV. I ONLY		5- 4		147	0- 1	349	259	319	319	22	22
DIV. I NON-CONF.		5- 4		147	0- 1	349	259	319	319	22	22
-----											
TOTALS	RPI 1-25		RPI 26-50		W-L RECORDS	RPI 51-100		RPI 101-150		RPI 150+	
5- 4	0- 0		0- 0		OVERALL	0- 0		0- 0		5- 4	
3- 1	0- 0		0- 0		HOME	0- 0		0- 0		3- 1	
2- 2	0- 0		0- 0		AWAY	0- 0		0- 0		2- 2	
0- 1	0- 0		0- 0		NEUTRAL	0- 0		0- 0		0- 1	
5- 4	0- 0		0- 0		NON-CONFERENCE	0- 0		0- 0		5- 4	
3- 1	0- 0		0- 0		HOME	0- 0		0- 0		3- 1	
2- 2	0- 0		0- 0		AWAY	0- 0		0- 0		2- 2	
0- 1	0- 0		0- 0		NEUTRAL	0- 0		0- 0		0- 1	
0- 0	0- 0		0- 0		CONFERENCE	0- 0		0- 0		0- 0	
0- 0	0- 0		0- 0		HOME	0- 0		0- 0		0- 0	
0- 0	0- 0		0- 0		AWAY	0- 0		0- 0		0- 0	
0- 0	0- 0		0- 0		NEUTRAL	0- 0		0- 0		0- 0	

RPI 1-25				RPI 26-50				RPI 51-100				RPI 101+ Team's RPI: 319			
RPI	S	Opponent	Score	RPI	S	Opponent	Score	RPI	S	Opponent	Score	RPI	S	Opponent	Score
												206	N	Delaware	47 65
												213	H	Monmouth	73 69
												247	A	Fla. Atlantic	49 53
												278	H	Saint Peter's	60 62
												300	H	Binghamton	59 50
												334	A	Manhattan	49 60
												335	A	Wagner	66 43
												338	A	Fairleigh Dickinson	63 57
												342	H	Albany (NY)	67 66
-----															
LAST 12 Division I GAMES:															
				342	H	Albany (NY)	67 66	206	N	Delaware	47 65				
				247	A	Fla. Atlantic	49 53	213	H	Monmouth	73 69				
				278	H	Saint Peter's	60 62	334	A	Manhattan	49 60				
				335	A	Wagner	66 43								
				300	H	Binghamton	59 50								
				338	A	Fairleigh Dickinson	63 57								

Non-Div I Games:

Lafayette

Average RPI Win: 219 WON-LOST RECORD WINNING PCT. RANK LAST 10 GAMES STRENGTH OF SCHEDULE OPP. STRENGTH OF SCHEDULE TEAM RPI ADJ. RPI CONF. RPI ADJ CONF. RPI

DIV. I ONLY	2- 4	237	0- 0	5	332	34	34	23	23
DIV. I NON-CONF.	2- 4	237	0- 0	5	332	34	34	23	23

TOTALS	RPI 1-25	RPI 26-50	W-L RECORDS	RPI 51-100	RPI 101-150	RPI 150+
2- 4	0- 1	0- 0	OVERALL	1- 3	0- 0	1- 0
0- 0	0- 0	0- 0	HOME	0- 0	0- 0	0- 0
2- 3	0- 1	0- 0	AWAY	1- 2	0- 0	1- 0
0- 1	0- 0	0- 0	NEUTRAL	0- 1	0- 0	0- 0
2- 4	0- 1	0- 0	NON-CONFERENCE	1- 3	0- 0	1- 0
0- 0	0- 0	0- 0	HOME	0- 0	0- 0	0- 0
2- 3	0- 1	0- 0	AWAY	1- 2	0- 0	1- 0
0- 1	0- 0	0- 0	NEUTRAL	0- 1	0- 0	0- 0
0- 0	0- 0	0- 0	CONFERENCE	0- 0	0- 0	0- 0
0- 0	0- 0	0- 0	HOME	0- 0	0- 0	0- 0
0- 0	0- 0	0- 0	AWAY	0- 0	0- 0	0- 0
0- 0	0- 0	0- 0	NEUTRAL	0- 0	0- 0	0- 0

RPI 1-25	RPI 26-50	Team's RPI: 34	RPI 51-100	RPI 101+
RPI S Opponent Score	RPI S Opponent Score		RPI S Opponent Score	RPI S Opponent Score
19 A Mississippi St. 53 104			70 A Denver 110 117	337 A Louisiana 79 77
			78 N Ohio 62 87	
			95 A Kansas St. 55 73	
			100 A Texas A&M 74 68	
LAST 12 Division I GAMES:				
			95 A Kansas St. 55 73	
			100 A Texas A&M 74 68	
			78 N Ohio 62 87	
			70 A Denver 110 117	
			19 A Mississippi St. 53 104	
			337 A Louisiana 79 77	

Non-Div I Games: LeTourneau 104 27 Louisiana Col. 94 43 McMurry 100 37

Average RPI Win:	252	WON-LOST	WINNING	LAST 10	STRENGTH OF	OPP. STRENGTH	TEAM	ADJ.	CONF.	ADJ CONF.
Average RPI Loss:	53	RECORD	PCT. RANK	GAMES	SCHEDULE	OF SCHEDULE	RPI	RPI	RPI	RPI
DIV. I ONLY	6- 2	69	0- 1	229	153	150	150	22	22	
DIV. I NON-CONF.	6- 2	69	0- 1	229	153	150	150	22	22	
-----										
TOTALS	RPI 1-25	RPI 26-50	W-L RECORDS	RPI 51-100	RPI 101-150	RPI 150+				
6- 2	0- 0	0- 1	OVERALL	0- 1	0- 0	6- 0				
4- 2	0- 0	0- 1	HOME	0- 1	0- 0	4- 0				
2- 0	0- 0	0- 0	AWAY	0- 0	0- 0	2- 0				
0- 0	0- 0	0- 0	NEUTRAL	0- 0	0- 0	0- 0				
6- 2	0- 0	0- 1	NON-CONFERENCE	0- 1	0- 0	6- 0				
4- 2	0- 0	0- 1	HOME	0- 1	0- 0	4- 0				
2- 0	0- 0	0- 0	AWAY	0- 0	0- 0	2- 0				
0- 0	0- 0	0- 0	NEUTRAL	0- 0	0- 0	0- 0				
0- 0	0- 0	0- 0	CONFERENCE	0- 0	0- 0	0- 0				
0- 0	0- 0	0- 0	HOME	0- 0	0- 0	0- 0				
0- 0	0- 0	0- 0	AWAY	0- 0	0- 0	0- 0				
0- 0	0- 0	0- 0	NEUTRAL	0- 0	0- 0	0- 0				

RPI 1-25				RPI 26-50				RPI 51-100				RPI 101+ Team's RPI: 150			
RPI	S	Opponent	Score	RPI	S	Opponent	Score	RPI	S	Opponent	Score	RPI	S	Opponent	Score
				37	H	Villanova	48 70	69	H	Charlotte	60 62	212	H	Sacred Heart	70 66
												213	H	Monmouth	63 48
												249	H	Cornell	67 54
												264	A	Central Conn. St.	88 62
												271	H	Norfolk St.	62 41
												300	A	Binghamton	65 55
LAST 12 Division I GAMES:															
				69	H	Charlotte	60 62	213	H	Monmouth	63 48				
				212	H	Sacred Heart	70 66	264	A	Central Conn. St.	88 62				
				249	H	Cornell	67 54								
				271	H	Norfolk St.	62 41								
				300	A	Binghamton	65 55								
				37	H	Villanova	48 70								

Non-Div I Games: Kutztown 73 39

Lehigh

Average RPI	Win: 271	WON-LOST	WINNING	LAST 10	STRENGTH OF	OPP. STRENGTH	TEAM	ADJ.	CONF.	ADJ CONF.
Average RPI	Loss: 145	RECORD	PCT. RANK	GAMES	SCHEDULE	OF SCHEDULE	RPI	RPI	RPI	RPI
DIV. I ONLY	2- 7	272	0- 1	211	203	281	281	24	24	
DIV. I NON-CONF.	2- 7	272	0- 1	211	203	281	281	24	24	
-----										
TOTALS	RPI 1-25	RPI 26-50	W-L RECORDS	RPI 51-100	RPI 101-150	RPI 150+				
2- 7	0- 0	0- 1	OVERALL	0- 1	0- 2	2- 3				
1- 2	0- 0	0- 1	HOME	0- 0	0- 1	1- 0				
1- 3	0- 0	0- 0	AWAY	0- 0	0- 1	1- 2				
0- 2	0- 0	0- 0	NEUTRAL	0- 1	0- 0	0- 1				
2- 7	0- 0	0- 1	NON-CONFERENCE	0- 1	0- 2	2- 3				
1- 2	0- 0	0- 1	HOME	0- 0	0- 1	1- 0				
1- 3	0- 0	0- 0	AWAY	0- 0	0- 1	1- 2				
0- 2	0- 0	0- 0	NEUTRAL	0- 1	0- 0	0- 1				
0- 0	0- 0	0- 0	CONFERENCE	0- 0	0- 0	0- 0				
0- 0	0- 0	0- 0	HOME	0- 0	0- 0	0- 0				
0- 0	0- 0	0- 0	AWAY	0- 0	0- 0	0- 0				
0- 0	0- 0	0- 0	NEUTRAL	0- 0	0- 0	0- 0				

RPI 1-25				RPI 26-50				RPI 51-100				RPI 101+ Team's RPI: 281			
RPI	S	Opponent	Score	RPI	S	Opponent	Score	RPI	S	Opponent	Score	RPI	S	Opponent	Score
				35	H	Virginia Tech	61 72	69	N	Charlotte	61 63	105	H	James Madison	53 74
												113	A	Chattanooga	60 75
												178	A	East Carolina	63 66
												242	A	Bethune-Cookman	76 81
												252	H	Saint Francis (PA)	82 53
												271	N	Norfolk St.	53 66
												290	A	ETSU	89 86
LAST 12 Division I GAMES:															
				69	N	Charlotte	61 63	271	N	Norfolk St.	53 66				
				113	A	Chattanooga	60 75	178	A	East Carolina	63 66				
				252	H	Saint Francis (PA)	82 53	290	A	ETSU	89 86				
				35	H	Virginia Tech	61 72	105	H	James Madison	53 74				
				242	A	Bethune-Cookman	76 81								

Non-Div I Games:

Liberty

Average RPI	Win: 294	WON-LOST RECORD	WINNING PCT. RANK	LAST 10 GAMES	STRENGTH OF SCHEDULE	OPP. STRENGTH OF SCHEDULE	TEAM RPI	ADJ. RPI	CONF. RPI	ADJ. CONF. RPI
Average RPI	Loss: 174									
DIV. I ONLY		2- 7	272	0- 1	293	227	314	314	24	24
DIV. I NON-CONF.		2- 7	272	0- 1	293	227	314	314	24	24
<hr/>										
TOTALS	RPI 1-25		RPI 26-50		W-L RECORDS		RPI 51-100		RPI 101-150	RPI 150+
2- 7	0- 0		0- 2		OVERALL		0- 1		0- 0	2- 4
1- 2	0- 0		0- 0		HOME		0- 1		0- 0	1- 1
1- 5	0- 0		0- 2		AWAY		0- 0		0- 0	1- 3
0- 0	0- 0		0- 0		NEUTRAL		0- 0		0- 0	0- 0
2- 7	0- 0		0- 2		NON-CONFERENCE		0- 1		0- 0	2- 4
1- 2	0- 0		0- 0		HOME		0- 1		0- 0	1- 1
1- 5	0- 0		0- 2		AWAY		0- 0		0- 0	1- 3
0- 0	0- 0		0- 0		NEUTRAL		0- 0		0- 0	0- 0
0- 0	0- 0		0- 0		CONFERENCE		0- 0		0- 0	0- 0
0- 0	0- 0		0- 0		HOME		0- 0		0- 0	0- 0
0- 0	0- 0		0- 0		AWAY		0- 0		0- 0	0- 0
0- 0	0- 0		0- 0		NEUTRAL		0- 0		0- 0	0- 0

RPI	S	Opponent	Score	RPI	S	Opponent	Score	RPI	S	Opponent	Score	RPI	S	Opponent	Score
45	A	Clemson	26 68	46	A	Belmont	43 83	62	H	UT Martin	53 62	184	A	Cincinnati	55 71
												226	H	Jacksonville St.	46 58
												291	H	Tennessee St.	64 62
												296	A	Alabama A&M	62 58
												307	A	Murray St.	61 97
												345	A	Austin Peay	58 70
<hr/>															
Team's RPI: 314															
<hr/>															
LAST 12 Division I GAMES:															
62	H	UT Martin	53 62	46	A	Belmont	43 83	345	A	Austin Peay	58 70	184	A	Cincinnati	55 71
45	A	Clemson	26 68									307	A	Murray St.	61 97
291	H	Tennessee St.	64 62					226	H	Jacksonville St.	46 58	296	A	Alabama A&M	62 58

Non-Div I Games:

Lipscomb



Average RPI	Win: 162	WON-LOST	WINNING	LAST 10	STRENGTH OF	OPP. STRENGTH	TEAM	ADJ.	CONF.	ADJ CONF.
Average RPI	Loss: 97	RECORD	PCT. RANK	GAMES	SCHEDULE	OF SCHEDULE	RPI	RPI	RPI	RPI
DIV. I ONLY	2- 6	263	0- 1	20	183	168	168	19	19	
DIV. I NON-CONF.	2- 6	263	0- 1	20	183	168	168	19	19	
-----										
TOTALS	RPI 1-25	RPI 26-50	W-L RECORDS	RPI 51-100	RPI 101-150	RPI 150+				
2- 6	0- 1	0- 0	OVERALL	1- 3	0- 1	1- 1				
1- 5	0- 1	0- 0	HOME	0- 2	0- 1	1- 1				
1- 1	0- 0	0- 0	AWAY	1- 1	0- 0	0- 0				
0- 0	0- 0	0- 0	NEUTRAL	0- 0	0- 0	0- 0				
2- 6	0- 1	0- 0	NON-CONFERENCE	1- 3	0- 1	1- 1				
1- 5	0- 1	0- 0	HOME	0- 2	0- 1	1- 1				
1- 1	0- 0	0- 0	AWAY	1- 1	0- 0	0- 0				
0- 0	0- 0	0- 0	NEUTRAL	0- 0	0- 0	0- 0				
0- 0	0- 0	0- 0	CONFERENCE	0- 0	0- 0	0- 0				
0- 0	0- 0	0- 0	HOME	0- 0	0- 0	0- 0				
0- 0	0- 0	0- 0	AWAY	0- 0	0- 0	0- 0				
0- 0	0- 0	0- 0	NEUTRAL	0- 0	0- 0	0- 0				

RPI 1-25				RPI 26-50				RPI 51-100				RPI 101+ Team's RPI: 168			
RPI	S	Opponent	Score	RPI	S	Opponent	Score	RPI	S	Opponent	Score	RPI	S	Opponent	Score
19	H	Mississippi St.	63 98					75	A	LSU	45 60	133	H	Rice	65 79
								76	A	Louisiana Tech	69 58	159	H	Western Ky.	56 68
								95	H	Kansas St.	47 53	247	H	Fla. Atlantic	61 38
								100	H	Texas A&M	40 61				
LAST 12 Division I GAMES:															
95	H	Kansas St.	47 53	100	H	Texas A&M	40 61								
159	H	Western Ky.	56 68	133	H	Rice	65 79								
19	H	Mississippi St.	63 98	247	H	Fla. Atlantic	61 38								
75	A	LSU	45 60	76	A	Louisiana Tech	69 58								

Non-Div I Games:

Little Rock

Average RPI Win: 204

Average RPI Loss: 121

WON-LOST  
RECORDWINNING  
PCT. RANKLAST 10  
GAMESSTRENGTH OF  
SCHEDULEOPP. STRENGTH  
OF SCHEDULETEAM  
RPIADJ.  
RPICONF.  
RPIADJ CONF.  
RPIDIV. I ONLY  
DIV. I NON-CONF.1- 10  
1- 10327  
3270- 1  
0- 159  
59236  
236270  
270270  
27021  
2121  
21

TOTALS

RPI 1-25

RPI 26-50

W-L RECORDS

RPI 51-100

RPI 101-150

RPI 150+

1- 10

0- 1

0- 0

OVERALL

0- 4

0- 3

1- 2

1- 6

0- 0

0- 0

HOME

0- 2

0- 2

1- 2

0- 4

0- 1

0- 0

AWAY

0- 2

0- 1

0- 0

0- 0

0- 0

0- 0

NEUTRAL

0- 0

0- 0

0- 0

1- 10

0- 1

0- 0

NON-CONFERENCE

0- 4

0- 3

1- 2

1- 6

0- 0

0- 0

HOME

0- 2

0- 2

1- 2

0- 4

0- 1

0- 0

AWAY

0- 2

0- 1

0- 0

0- 0

0- 0

0- 0

NEUTRAL

0- 0

0- 0

0- 0

0- 0

0- 0

0- 0

CONFERENCE

0- 0

0- 0

0- 0

0- 0

0- 0

0- 0

HOME

0- 0

0- 0

0- 0

0- 0

0- 0

0- 0

AWAY

0- 0

0- 0

0- 0

0- 0

0- 0

0- 0

NEUTRAL

0- 0

0- 0

0- 0

RPI 1-25

RPI 26-50

RPI 51-100

RPI 101+

Team's RPI: 270

RPI	S	Opponent	Score
6	A	Oregon	48 110

RPI	S	Opponent	Score
-----	---	----------	-------

RPI	S	Opponent	Score
74	H	Arizona	43 70
86	H	Southern California	50 86
93	A	Loyola Marymount	62 71
98	A	Utah	59 82

RPI	S	Opponent	Score
103	H	UNI	64 71
107	A	Montana St.	62 85
134	H	San Diego	56 60
204	H	Idaho	70 63
217	H	Nevada	67 76
294	H	California Baptist	83 85

LAST 12 Division I GAMES:

134	H	San Diego	56 60	93	A	Loyola Marymount	62 71
6	A	Oregon	48 110	74	H	Arizona	43 70
107	A	Montana St.	62 85	98	A	Utah	59 82
204	H	Idaho	70 63	86	H	Southern California	50 86
103	H	UNI	64 71	294	H	California Baptist	83 85
217	H	Nevada	67 76				

Non-Div I Games:

Long Beach St.

Loss, 
 Non-Conf, 
 S Site, 
 H Home 
 A Away 
 N Neutral

Average RPI	Win: 333	WON-LOST RECORD	WINNING PCT. RANK	LAST 10 GAMES	STRENGTH OF SCHEDULE	OPP. STRENGTH OF SCHEDULE	TEAM RPI	ADJ. RPI	CONF. RPI	ADJ. CONF. RPI
Average RPI	Loss: 229									
DIV. I ONLY		1- 5	294	0- 1	350	262	351	351	29	29
DIV. I NON-CONF.		1- 5	294	0- 1	350	262	351	351	29	29
<hr/>										
TOTALS	RPI 1-25		RPI 26-50		W-L RECORDS		RPI 51-100		RPI 101-150	RPI 150+
1- 5	0- 0		0- 0		OVERALL		0- 1		0- 0	1- 4
1- 3	0- 0		0- 0		HOME		0- 0		0- 0	1- 3
0- 2	0- 0		0- 0		AWAY		0- 1		0- 0	0- 1
0- 0	0- 0		0- 0		NEUTRAL		0- 0		0- 0	0- 0
1- 5	0- 0		0- 0		NON-CONFERENCE		0- 1		0- 0	1- 4
1- 3	0- 0		0- 0		HOME		0- 0		0- 0	1- 3
0- 2	0- 0		0- 0		AWAY		0- 1		0- 0	0- 1
0- 0	0- 0		0- 0		NEUTRAL		0- 0		0- 0	0- 0
0- 0	0- 0		0- 0		CONFERENCE		0- 0		0- 0	0- 0
0- 0	0- 0		0- 0		HOME		0- 0		0- 0	0- 0
0- 0	0- 0		0- 0		AWAY		0- 0		0- 0	0- 0
0- 0	0- 0		0- 0		NEUTRAL		0- 0		0- 0	0- 0

RPI 1-25				RPI 26-50				RPI 51-100				RPI 101+ Team's RPI : 351					
RPI	S	Opponent	Score	RPI	S	Opponent	Score	RPI	S	Opponent	Score	RPI	S	Opponent	Score		
								80	A	VCU	55	84	209	H	Wofford	72	101
													252	H	Saint Francis (PA)	88	91
													271	A	Norfolk St.	42	74
													333	H	UMES	83	71
													335	H	Wagner	60	86
LAST 12 Division I GAMES:																	
				333	H	UMES	83	71					271	A	Norfolk St.	42	74
				335	H	Wagner	60	86					209	H	Wofford	72	101
				80	A	VCU	55	84					252	H	Saint Francis (PA)	88	91

Non-Div I Games:

Longwood

Average RPI Win: 325 WON-LOST RECORD WINNING PCT. RANK LAST 10 GAMES STRENGTH OF SCHEDULE OPP. STRENGTH OF SCHEDULE TEAM RPI ADJ. RPI CONF. RPI ADJ. CONF. RPI

DIV. I ONLY	2- 6	263	0- 1	342	176	337	337	19	19
DIV. I NON-CONF.	2- 6	263	0- 1	342	176	337	337	19	19
TOTALS	RPI 1-25	RPI 26-50	W-L RECORDS	RPI 51-100	RPI 101-150	RPI 150+			
2- 6	0- 0	0- 2	OVERALL	0- 0	0- 0	2- 4			
1- 2	0- 0	0- 1	HOME	0- 0	0- 0	1- 1			
1- 3	0- 0	0- 1	AWAY	0- 0	0- 0	1- 2			
0- 1	0- 0	0- 0	NEUTRAL	0- 0	0- 0	0- 1			
2- 6	0- 0	0- 2	NON-CONFERENCE	0- 0	0- 0	2- 4			
1- 2	0- 0	0- 1	HOME	0- 0	0- 0	1- 1			
1- 3	0- 0	0- 1	AWAY	0- 0	0- 0	1- 2			
0- 1	0- 0	0- 0	NEUTRAL	0- 0	0- 0	0- 1			
0- 0	0- 0	0- 0	CONFERENCE	0- 0	0- 0	0- 0			
0- 0	0- 0	0- 0	HOME	0- 0	0- 0	0- 0			
0- 0	0- 0	0- 0	AWAY	0- 0	0- 0	0- 0			
0- 0	0- 0	0- 0	NEUTRAL	0- 0	0- 0	0- 0			

RPI S Opponent	RPI S Opponent	RPI S Opponent	RPI S Opponent	Team's RPI: 337
34 H Lamar University 77 79	34 H Lamar University 77 79	34 H Lamar University 77 79	34 H Lamar University 77 79	205 H Sam Houston St. 62 68
40 A Auburn 59 71	40 A Auburn 59 71	40 A Auburn 59 71	40 A Auburn 59 71	232 A Ole Miss 57 79
				315 N A&M-Corpus Christi 63 64
				324 H Jackson St. 68 61
				326 A McNeese 70 59
				327 A UTRGV 60 75
LAST 12 Division I GAMES:				
232 A Ole Miss 57 79	315 N A&M-Corpus Christi 63 64	232 A Ole Miss 57 79	315 N A&M-Corpus Christi 63 64	232 A Ole Miss 57 79
205 H Sam Houston St. 62 68	40 A Auburn 59 71	205 H Sam Houston St. 62 68	40 A Auburn 59 71	205 H Sam Houston St. 62 68
327 A UTRGV 60 75	324 H Jackson St. 68 61	327 A UTRGV 60 75	324 H Jackson St. 68 61	327 A UTRGV 60 75
	326 A McNeese 70 59		326 A McNeese 70 59	
	34 H Lamar University 77 79		34 H Lamar University 77 79	

Non-Div I Games: Dillard 69 72

Louisiana

Average RPI Win:	161	WON-LOST	WINNING	LAST 10	STRENGTH OF	OPP. STRENGTH	TEAM	ADJ.	CONF.	ADJ CONF.
Average RPI Loss:	145	RECORD	PCT. RANK	GAMES	SCHEDULE	OF SCHEDULE	RPI	RPI	RPI	RPI

DIV. I ONLY	5- 3	113	1- 0	124	99	76	76	18	18
DIV. I NON-CONF.	5- 3	113	1- 0	124	99	76	76	18	18
-----									
TOTALS	RPI 1-25	RPI 26-50	W-L RECORDS	RPI 51-100	RPI 101-150	RPI 150+			
5- 3	0- 0	0- 1	OVERALL	1- 0	1- 0	3- 2			
2- 1	0- 0	0- 0	HOME	0- 0	1- 0	1- 1			
2- 2	0- 0	0- 1	AWAY	0- 0	0- 0	2- 1			
1- 0	0- 0	0- 0	NEUTRAL	1- 0	0- 0	0- 0			
5- 3	0- 0	0- 1	NON-CONFERENCE	1- 0	1- 0	3- 2			
2- 1	0- 0	0- 0	HOME	0- 0	1- 0	1- 1			
2- 2	0- 0	0- 1	AWAY	0- 0	0- 0	2- 1			
1- 0	0- 0	0- 0	NEUTRAL	1- 0	0- 0	0- 0			
0- 0	0- 0	0- 0	CONFERENCE	0- 0	0- 0	0- 0			
0- 0	0- 0	0- 0	HOME	0- 0	0- 0	0- 0			
0- 0	0- 0	0- 0	AWAY	0- 0	0- 0	0- 0			
0- 0	0- 0	0- 0	NEUTRAL	0- 0	0- 0	0- 0			

RPI 1-25				RPI 26-50				RPI 51-100				Team's RPI: 76				RPI 101+			
RPI	S	Opponent	Score	RPI	S	Opponent	Score	RPI	S	Opponent	Score	RPI	S	Opponent	Score	RPI	S	Opponent	Score
				27	A	Arizona St.	44 80					82	N	Alabama	79 62	129	H	Houston	100 88
																158	H	Southeastern La.	72 53
																165	A	Arkansas St.	80 70
																168	H	Little Rock	58 69
																239	A	Wichita St.	56 70
																272	A	Memphis	66 50
LAST 12 Division I GAMES:																			
				158	H	Southeastern La.	72 53					82	N	Alabama	79 62				
				27	A	Arizona St.	44 80					168	H	Little Rock	58 69				
				239	A	Wichita St.	56 70												
				165	A	Arkansas St.	80 70												
				272	A	Memphis	66 50												
				129	H	Houston	100 88												

Non-Div I Games: LSU-Alexandria 112 70

Louisiana Tech

Average RPI Win: 114      WON-LOST      WINNING      LAST 10  
Average RPI Loss: 0      RECORD      PCT. RANK      GAMES      STRENGTH OF      OPP. STRENGTH      TEAM      ADJ.      CONF.      ADJ CONF.  
SCHEDULE      OF SCHEDULE      RPI      RPI      RPI      RPI

DIV. I ONLY	10- 0	1	1- 0	40	59	5	5	1	1
DIV. I NON-CONF.	10- 0	1	1- 0	40	59	5	5	1	1
-----									
TOTALS	RPI 1-25		RPI 26-50	W-L RECORDS	RPI 51-100	RPI 101-150		RPI 150+	
10- 0	1- 0		1- 0	OVERALL	1- 0	5- 0		2- 0	
5- 0	1- 0		0- 0	HOME	1- 0	2- 0		1- 0	
3- 0	0- 0		0- 0	AWAY	0- 0	2- 0		1- 0	
2- 0	0- 0		1- 0	NEUTRAL	0- 0	1- 0		0- 0	
10- 0	1- 0		1- 0	NON-CONFERENCE	1- 0	5- 0		2- 0	
5- 0	1- 0		0- 0	HOME	1- 0	2- 0		1- 0	
3- 0	0- 0		0- 0	AWAY	0- 0	2- 0		1- 0	
2- 0	0- 0		1- 0	NEUTRAL	0- 0	1- 0		0- 0	
0- 0	0- 0		0- 0	CONFERENCE	0- 0	0- 0		0- 0	
0- 0	0- 0		0- 0	HOME	0- 0	0- 0		0- 0	
0- 0	0- 0		0- 0	AWAY	0- 0	0- 0		0- 0	
0- 0	0- 0		0- 0	NEUTRAL	0- 0	0- 0		0- 0	

RPI 1-25	Team's RPI: 5	RPI 26-50	RPI 51-100	RPI 101+
RPI S Opponent Score		RPI S Opponent Score	RPI S Opponent Score	RPI S Opponent Score
17 H Kentucky 80 75		27 N Arizona St. 58 56	62 H UT Martin 102 62	110 H Miami (OH) 95 73
				113 A Chattanooga 75 49
				114 A Boise St. 74 55
				118 N Hartford 86 69
				124 H Nebraska 85 68
				159 A Western Ky. 102 80
				291 H Tennessee St. 107 52
LAST 12 Division I GAMES:				
118 N Hartford 86 69		17 H Kentucky 80 75		
27 N Arizona St. 58 56		62 H UT Martin 102 62		
114 A Boise St. 74 55		291 H Tennessee St. 107 52		
113 A Chattanooga 75 49		124 H Nebraska 85 68		
159 A Western Ky. 102 80		110 H Miami (OH) 95 73		

Non-Div I Games:

Louisville

Average RPI Win: 277		WON-LOST RECORD	WINNING PCT. RANK	LAST 10 GAMES	STRENGTH OF SCHEDULE	OPP. STRENGTH OF SCHEDULE	TEAM RPI	ADJ. RPI	CONF. RPI	ADJ CONF. RPI
Average RPI Loss: 115										
DIV. I ONLY		6- 3	97	0- 1	296	196	169	169	14	14
DIV. I NON-CONF.		6- 3	97	0- 1	296	196	169	169	14	14
TOTALS		RPI 1-25	RPI 26-50	W-L RECORDS		RPI 51-100	RPI 101-150	RPI 150+		
6- 3	0- 0		0- 0	OVERALL		0- 1	0- 2	6- 0		
4- 0	0- 0		0- 0	HOME		0- 0	0- 0	4- 0		
2- 3	0- 0		0- 0	AWAY		0- 1	0- 2	2- 0		
0- 0	0- 0		0- 0	NEUTRAL		0- 0	0- 0	0- 0		
6- 3	0- 0		0- 0	NON-CONFERENCE		0- 1	0- 2	6- 0		
4- 0	0- 0		0- 0	HOME		0- 0	0- 0	4- 0		
2- 3	0- 0		0- 0	AWAY		0- 1	0- 2	2- 0		
0- 0	0- 0		0- 0	NEUTRAL		0- 0	0- 0	0- 0		
0- 0	0- 0		0- 0	CONFERENCE		0- 0	0- 0	0- 0		
0- 0	0- 0		0- 0	HOME		0- 0	0- 0	0- 0		
0- 0	0- 0		0- 0	AWAY		0- 0	0- 0	0- 0		
0- 0	0- 0		0- 0	NEUTRAL		0- 0	0- 0	0- 0		

RPI 1-25				RPI 26-50				RPI 51-100				RPI 101+ Team' s RPI : 169			
RPI	S	Opponent	Score	RPI	S	Opponent	Score	RPI	S	Opponent	Score	RPI	S	Opponent	Score
								59	A	Purdue	41 65	142	A	Bowling Green	74 88
												145	A	Youngstown St.	63 74
												214	H	SIUE	56 43
												222	A	UIC	75 60
												280	H	Detroit Mercy	52 43
												302	A	Western Mi ch.	64 53
												320	H	Purdue Fort Wayne	81 67
												321	H	Chi cago St.	76 40
LAST 12 Division I GAMES:															
								59	A	Purdue	41 65	214	H	SIUE	56 43
								280	H	Detroit Mercy	52 43	302	A	Western Mi ch.	64 53
								145	A	Youngstown St.	63 74	320	H	Purdue Fort Wayne	81 67
												321	H	Chi cago St.	76 40
												142	A	Bowling Green	74 88
												222	A	UIC	75 60

Non-Div I Games:

Loyol a Chi cago

■ Loss, ■ Non-Conf, S Site, H Home A Away N Neutral

Average RPI Win: 0			WON-LOST RECORD			WINNING PCT. RANK			LAST 10 GAMES			STRENGTH OF SCHEDULE			OPP. STRENGTH OF SCHEDULE			TEAM RPI			ADJ. RPI			CONF. RPI			ADJ CONF. RPI		
Average RPI Loss: 179																													
DIV. I ONLY			0- 10			328			0- 1			99			322			311			311			22			22		
DIV. I NON-CONF.			0- 10			328			0- 1			99			322			311			311			22			22		
TOTALS			RPI 1-25			RPI 26-50			W-L RECORDS			RPI 51-100			RPI 101-150			RPI 150+											
0- 10			0- 0			0- 1			OVERALL			0- 0			0- 1			0- 8											
0- 3			0- 0			0- 0			HOME			0- 0			0- 0			0- 3											
0- 6			0- 0			0- 1			AWAY			0- 0			0- 0			0- 5											
0- 1			0- 0			0- 0			NEUTRAL			0- 0			0- 1			0- 0											
0- 10			0- 0			0- 1			NON-CONFERENCE			0- 0			0- 1			0- 8											
0- 3			0- 0			0- 0			HOME			0- 0			0- 0			0- 3											
0- 6			0- 0			0- 1			AWAY			0- 0			0- 0			0- 5											
0- 1			0- 0			0- 0			NEUTRAL			0- 0			0- 1			0- 0											
0- 0			0- 0			0- 0			CONFERENCE			0- 0			0- 0			0- 0											
0- 0			0- 0			0- 0			HOME			0- 0			0- 0			0- 0											
0- 0			0- 0			0- 0			AWAY			0- 0			0- 0			0- 0											
0- 0			0- 0			0- 0			NEUTRAL			0- 0			0- 0			0- 0											

RPI 1-25				RPI 26-50				RPI 51-100				RPI 101+ Team's RPI: 311			
RPI	S	Opponent	Score	RPI	S	Opponent	Score	RPI	S	Opponent	Score	RPI	S	Opponent	Score
				50	A	Maryland	48 83					127	N	Boston College	47 73
												151	H	Mt. St. Mary's	67 77
												166	A	George Mason	38 70
												167	A	Georgetown	30 45
												174	H	William & Mary	49 65
												190	A	Towson	57 62
												228	H	St. Francis Brooklyn	70 75
												237	A	Dartmouth	41 54
												303	A	Saint Joseph's	46 49
LAST 12 Division I GAMES:															
303	A	Saint Joseph's	46 49	151	H	Mt. St. Mary's	67 77								
50	A	Maryland	48 83	127	N	Boston College	47 73								
228	H	St. Francis Brooklyn	70 75	174	H	William & Mary	49 65								
190	A	Towson	57 62	167	A	Georgetown	30 45								
				237	A	Dartmouth	41 54								
				166	A	George Mason	38 70								

Non-Div I Games:

Loyola Maryland



Average RPI Win: 175

Average RPI Loss: 103

WON-LOST  
RECORDWINNING  
PCT. RANKLAST 10  
GAMESSTRENGTH OF  
SCHEDULEOPP. STRENGTH  
OF SCHEDULETEAM  
RPIADJ.  
RPICONF.  
RPIADJ CONF.  
RPIDIV. I ONLY  
DIV. I NON-CONF.7- 2  
7- 251  
511- 0  
1- 0226  
22664  
6493  
9393  
937  
77  
7

TOTALS

RPI 1-25

RPI 26-50

W-L RECORDS

RPI 51-100

RPI 101-150

RPI 150+

7- 2 0- 0  
4- 1 0- 0  
3- 1 0- 0  
0- 0 0- 01- 0  
1- 0  
0- 0  
0- 0OVERALL  
HOME  
AWAY  
NEUTRAL1- 1  
0- 0  
1- 1  
0- 02- 1  
1- 1  
1- 0  
0- 03- 0  
2- 0  
1- 0  
0- 07- 2 0- 0  
4- 1 0- 0  
3- 1 0- 0  
0- 0 0- 01- 0  
1- 0  
0- 0  
0- 0NON-CONFERENCE  
HOME  
AWAY  
NEUTRAL1- 1  
0- 0  
1- 1  
0- 02- 1  
1- 1  
1- 0  
0- 03- 0  
2- 0  
1- 0  
0- 00- 0 0- 0  
0- 0 0- 0  
0- 0 0- 0  
0- 0 0- 00- 0  
0- 0  
0- 0  
0- 0CONFERENCE  
HOME  
AWAY  
NEUTRAL0- 0  
0- 0  
0- 0  
0- 00- 0  
0- 0  
0- 0  
0- 00- 0  
0- 0  
0- 0  
0- 0

RPI 1-25

RPI 26-50

RPI 51-100

Team's RPI: 93

RPI 101+

RPI S Opponent Score

RPI S Opponent Score  
44 H UCLA 69 63RPI S Opponent Score  
70 A Denver 75 104  
74 A Arizona 66 64RPI S Opponent Score  
115 H UC Davis 60 53  
135 A CSUN 72 53  
136 H Northern Ari z. 62 63  
270 H Long Beach St. 71 62  
288 H Robert Morris 61 53  
297 A UC Santa Barbara 70 57

LAST 12 Division I GAMES:

288 H Robert Morris 61 53  
270 H Long Beach St. 71 62  
135 A CSUN 72 53  
70 A Denver 75 104  
115 H UC Davis 60 53  
136 H Northern Ari z. 62 63297 A UC Santa Barbara 70 57  
74 A Arizona 66 64  
44 H UCLA 69 63L  
o  
y  
o  
l  
a  
M  
a  
r  
y  
m  
o  
u  
n  
tL  
o  
y  
o  
l  
a  
M  
a  
r  
y  
m  
o  
u  
n  
t

Non-Div I Games:

Loyola Marymount

Average RPI Win:	176	WON-LOST	WINNING	LAST 10	STRENGTH OF	OPP. STRENGTH	TEAM	ADJ.	CONF.	ADJ CONF.
Average RPI Loss:	35	RECORD	PCT. RANK	GAMES	SCHEDULE	OF SCHEDULE	RPI	RPI	RPI	RPI
DIV. I ONLY	7- 2	51	1- 0	146	125	54	54	25	25	
DIV. I NON-CONF.	7- 2	51	1- 0	146	125	54	54	25	25	
-----										
TOTALS	RPI 1-25	RPI 26-50	W-L RECORDS	RPI 51-100	RPI 101-150	RPI 150+				
7- 2	0- 0	0- 2	OVERALL	2- 0	1- 0	4- 0				
2- 1	0- 0	0- 1	HOME	1- 0	0- 0	1- 0				
3- 1	0- 0	0- 1	AWAY	1- 0	0- 0	2- 0				
2- 0	0- 0	0- 0	NEUTRAL	0- 0	1- 0	1- 0				
7- 2	0- 0	0- 2	NON-CONFERENCE	2- 0	1- 0	4- 0				
2- 1	0- 0	0- 1	HOME	1- 0	0- 0	1- 0				
3- 1	0- 0	0- 1	AWAY	1- 0	0- 0	2- 0				
2- 0	0- 0	0- 0	NEUTRAL	0- 0	1- 0	1- 0				
0- 0	0- 0	0- 0	CONFERENCE	0- 0	0- 0	0- 0				
0- 0	0- 0	0- 0	HOME	0- 0	0- 0	0- 0				
0- 0	0- 0	0- 0	AWAY	0- 0	0- 0	0- 0				
0- 0	0- 0	0- 0	NEUTRAL	0- 0	0- 0	0- 0				

RPI 1-25				RPI 26-50				RPI 51-100				RPI 101+			
RPI	S	Opponent	Score	RPI	S	Opponent	Score	RPI	S	Opponent	Score	RPI	S	Opponent	Score
26	A	Green Bay	39 70	52	A	North Carolina	85 73	121	N	Penn	47 46				
43	H	Duke	63 66	77	H	Toledo	73 59	153	A	Harvard	67 60				
								236	H	Brown	102 96				
								276	A	Bryant	74 57				
								318	N	N. C. A&T	58 52				
-----															
LAST 12 Division I GAMES:															
121	N	Penn	47 46	236	H	Brown	102 96								
318	N	N. C. A&T	58 52	153	A	Harvard	67 60								
26	A	Green Bay	39 70	52	A	North Carolina	85 73								
43	H	Duke	63 66												
276	A	Bryant	74 57												
77	H	Toledo	73 59												

Non-Div I Games:

Maine

Average RPI Win:	334	WON-LOST	WINNING	LAST 10	STRENGTH OF	OPP. STRENGTH	TEAM	ADJ.	CONF.	ADJ CONF.
Average RPI Loss:	197	RECORD	PCT. RANK	GAMES	SCHEDULE	OF SCHEDULE	RPI	RPI	RPI	RPI
DIV. I ONLY	2- 7	272	0- 1	252	343	334	334	28	28	
DIV. I NON-CONF.	2- 7	272	0- 1	252	343	334	334	28	28	
-----										
TOTALS	RPI 1-25	RPI 26-50	W-L RECORDS	RPI 51-100	RPI 101-150	RPI 150+				
2- 7	0- 0	0- 0	OVERALL	0- 0	0- 3	2- 4				
2- 4	0- 0	0- 0	HOME	0- 0	0- 3	2- 1				
0- 3	0- 0	0- 0	AWAY	0- 0	0- 0	0- 3				
0- 0	0- 0	0- 0	NEUTRAL	0- 0	0- 0	0- 0				
2- 7	0- 0	0- 0	NON-CONFERENCE	0- 0	0- 3	2- 4				
2- 4	0- 0	0- 0	HOME	0- 0	0- 3	2- 1				
0- 3	0- 0	0- 0	AWAY	0- 0	0- 0	0- 3				
0- 0	0- 0	0- 0	NEUTRAL	0- 0	0- 0	0- 0				
0- 0	0- 0	0- 0	CONFERENCE	0- 0	0- 0	0- 0				
0- 0	0- 0	0- 0	HOME	0- 0	0- 0	0- 0				
0- 0	0- 0	0- 0	AWAY	0- 0	0- 0	0- 0				
0- 0	0- 0	0- 0	NEUTRAL	0- 0	0- 0	0- 0				

RPI 1-25				RPI 26-50				RPI 51-100				RPI 101+				Team's RPI: 334	
RPI	S	Opponent	Score	RPI	S	Opponent	Score	RPI	S	Opponent	Score	RPI	S	Opponent	Score		
												108	H	Wright St.	44	60	
												109	H	Stony Brook	48	79	
												148	H	Drexel	39	53	
												161	A	Fordham	61	65	
												228	A	St. Francis Brooklyn	65	73	
												280	H	Detroit Mercy	56	58	
												319	H	Lafayette	60	49	
												342	A	Albany (NY)	54	60	
												349	H	LIU Brooklyn	61	46	
LAST 12 Division I GAMES:																	
342	A	Albany (NY)	54	60	108	H	Wright St.	44	60	148	H	Drexel	39	53			
228	A	St. Francis Brooklyn	65	73	319	H	Lafayette	60	49	161	A	Fordham	61	65			
349	H	LIU Brooklyn	61	46	280	H	Detroit Mercy	56	58	109	H	Stony Brook	48	79			

Non-Div I Games:

Manhattan

Average RPI	Win:	229	WON-LOST	WINNING	LAST 10	STRENGTH OF	OPP. STRENGTH	TEAM	ADJ.	CONF.	ADJ CONF.
Average RPI	Loss:	76	RECORD	PCT. RANK	GAMES	SCHEDULE	OF SCHEDULE	RPI	RPI	RPI	RPI
DIV. I ONLY		7- 2		51	1- 0	278	142	123	123	28	28
DIV. I NON-CONF.		7- 2		51	1- 0	278	142	123	123	28	28
-----											
TOTALS	RPI 1-25		RPI 26-50		W-L RECORDS	RPI 51-100		RPI 101-150		RPI 150+	
7- 2	0- 0		0- 1		OVERALL	0- 0		0- 1		7- 0	
2- 0	0- 0		0- 0		HOME	0- 0		0- 0		2- 0	
3- 1	0- 0		0- 1		AWAY	0- 0		0- 0		3- 0	
2- 1	0- 0		0- 0		NEUTRAL	0- 0		0- 1		2- 0	
7- 2	0- 0		0- 1		NON-CONFERENCE	0- 0		0- 1		7- 0	
2- 0	0- 0		0- 0		HOME	0- 0		0- 0		2- 0	
3- 1	0- 0		0- 1		AWAY	0- 0		0- 0		3- 0	
2- 1	0- 0		0- 0		NEUTRAL	0- 0		0- 1		2- 0	
0- 0	0- 0		0- 0		CONFERENCE	0- 0		0- 0		0- 0	
0- 0	0- 0		0- 0		HOME	0- 0		0- 0		0- 0	
0- 0	0- 0		0- 0		AWAY	0- 0		0- 0		0- 0	
0- 0	0- 0		0- 0		NEUTRAL	0- 0		0- 0		0- 0	

RPI 1-25				RPI 26-50				RPI 51-100				RPI 101+ Team's RPI: 123			
RPI	S	Opponent	Score	RPI	S	Opponent	Score	RPI	S	Opponent	Score	RPI	S	Opponent	Score
				43	A	Duke	56 64					108	N	Wright St.	60 76
												171	H	Boston U.	68 57
												177	A	Navy	72 48
												211	A	El on	61 57
												215	H	Temple	74 68
												234	N	Stetson	76 69
												256	N	Hofstra	71 57
												342	A	Al bany (NY)	74 56
-----															
LAST 12 Division I GAMES:															
				342	A	Al bany (NY)	74 56	108	N	Wright St.	60 76				
				43	A	Duke	56 64	256	N	Hofstra	71 57				
				211	A	El on	61 57	234	N	Stetson	76 69				
								215	H	Temple	74 68				
								171	H	Boston U.	68 57				
								177	A	Navy	72 48				

Non-Div I Games:

Marist

Average RPI		Win: 106	WON-LOST	WINNING	LAST 10	STRENGTH OF	OPP. STRENGTH	TEAM	ADJ.	CONF.	ADJ CONF.
Loss: 17			RECORD	PCT. RANK	GAMES	SCHEDULE	OF SCHEDULE	RPI	RPI	RPI	RPI
DIV. I ONLY		7- 2	51	1- 0	19	57	7	7	4	4	
DIV. I NON-CONF.		7- 2	51	1- 0	19	57	7	7	4	4	
-----											
TOTALS		RPI 1-25		RPI 26-50	W-L RECORDS	RPI 51-100		RPI 101-150		RPI 150+	
7- 2	1- 2		1- 0	OVERALL	1- 0	2- 0	2- 0				
5- 0	1- 0		1- 0	HOME	0- 0	2- 0	1- 0				
2- 2	0- 2		0- 0	AWAY	1- 0	0- 0	1- 0				
0- 0	0- 0		0- 0	NEUTRAL	0- 0	0- 0	0- 0				
7- 2	1- 2		1- 0	NON-CONFERENCE	1- 0	2- 0	2- 0				
5- 0	1- 0		1- 0	HOME	0- 0	2- 0	1- 0				
2- 2	0- 2		0- 0	AWAY	1- 0	0- 0	1- 0				
0- 0	0- 0		0- 0	NEUTRAL	0- 0	0- 0	0- 0				
0- 0	0- 0		0- 0	CONFERENCE	0- 0	0- 0	0- 0				
0- 0	0- 0		0- 0	HOME	0- 0	0- 0	0- 0				
0- 0	0- 0		0- 0	AWAY	0- 0	0- 0	0- 0				
0- 0	0- 0		0- 0	NEUTRAL	0- 0	0- 0	0- 0				

RPI	S	Opponent	Score	RPI	S	Opponent	Score	RPI	S	Opponent	Score	RPI	S	Opponent	Score
14	A	Miami (FL)	55 63	42	H	Michigan	85 74	59	A	Northwestern	76 57	103	H	UNI	102 61
19	A	Mississippi St.	82 87									107	H	Montana St.	100 52
23	H	South Dakota St.	91 52									188	A	Milwaukee	83 74
												222	H	UIC	96 32
-----															
LAST 12 Division I GAMES:															
103	H	UNI	102 61	222	H	UIC	96 32								
14	A	Miami (FL)	55 63	107	H	Montana St.	100 52								
59	A	Northwestern	76 57	23	H	South Dakota St.	91 52								
19	A	Mississippi St.	82 87												
42	H	Michigan	85 74												
188	A	Milwaukee	83 74												

Non-Div I Games:

Marquette

Marshall

M  
a  
r  
s  
h  
a  
l  
l

Marshal I

Average RPI Win:	186	WON-LOST	WINNING	LAST 10	STRENGTH OF	OPP. STRENGTH	TEAM	ADJ.	CONF.	ADJ CONF.
Average RPI Loss:	0	RECORD	PCT. RANK	GAMES	SCHEDULE	OF SCHEDULE	RPI	RPI	RPI	RPI
DIV. I ONLY	10- 0	1	1- 0	282	67	50	50	3	3	
DIV. I NON-CONF.	10- 0	1	1- 0	282	67	50	50	3	3	
<hr/>										
TOTALS	RPI 1-25	RPI 26-50	W-L RECORDS	RPI 51-100	RPI 101-150	RPI 150+				
10- 0	0- 0	0- 0	OVERALL	3- 0	2- 0	5- 0				
6- 0	0- 0	0- 0	HOME	2- 0	1- 0	3- 0				
2- 0	0- 0	0- 0	AWAY	1- 0	0- 0	1- 0				
2- 0	0- 0	0- 0	NEUTRAL	0- 0	1- 0	1- 0				
10- 0	0- 0	0- 0	NON-CONFERENCE	3- 0	2- 0	5- 0				
6- 0	0- 0	0- 0	HOME	2- 0	1- 0	3- 0				
2- 0	0- 0	0- 0	AWAY	1- 0	0- 0	1- 0				
2- 0	0- 0	0- 0	NEUTRAL	0- 0	1- 0	1- 0				
0- 0	0- 0	0- 0	CONFERENCE	0- 0	0- 0	0- 0				
0- 0	0- 0	0- 0	HOME	0- 0	0- 0	0- 0				
0- 0	0- 0	0- 0	AWAY	0- 0	0- 0	0- 0				
0- 0	0- 0	0- 0	NEUTRAL	0- 0	0- 0	0- 0				

RPI 1-25				RPI 26-50				Team's RPI: 50				RPI 51-100				RPI 101+			
RPI	S	Opponent	Score	RPI	S	Opponent	Score					RPI	S	Opponent	Score	RPI	S	Opponent	Score
												65	H	Georgia Tech	67 54	105	H	James Madison	87 63
												81	A	South Carolina	85 61	143	N	Georgia	58 51
												94	H	Dayton	82 71	218	A	George Washington	69 30
																233	H	Coppin St.	93 36
																273	H	UMBC	92 61
																311	H	Loyola Maryland	83 48
																341	N	Morgan St.	68 44
										LAST 12 Division I GAMES:									
												311	H	Loyola Maryland	83 48	105	H	James Madison	87 63
												218	A	George Washington	69 30	273	H	UMBC	92 61
												94	H	Dayton	82 71	65	H	Georgia Tech	67 54
												233	H	Coppin St.	93 36	143	N	Georgia	58 51
																341	N	Morgan St.	68 44
																81	A	South Carolina	85 61

Non-Div I Games:

Maryland

Average RPI	Win:	250	WON-LOST	WINNING	LAST 10	STRENGTH OF	OPP. STRENGTH	TEAM	ADJ.	CONF.	ADJ CONF.
Average RPI	Loss:	113	RECORD	PCT. RANK	GAMES	SCHEDULE	OF SCHEDULE	RPI	RPI	RPI	RPI
DIV. I ONLY		7- 4		110	1- 0	231	232	179	179	16	16
DIV. I NON-CONF.		7- 4		110	1- 0	231	232	179	179	16	16
-----											
TOTALS	RPI 1-25		RPI 26-50		W-L RECORDS	RPI 51-100		RPI 101-150		RPI 150+	
7- 4	0- 0		0- 1		OVERALL	0- 1		0- 0		7- 2	
5- 1	0- 0		0- 0		HOME	0- 0		0- 0		5- 1	
1- 2	0- 0		0- 1		AWAY	0- 0		0- 0		1- 1	
1- 1	0- 0		0- 0		NEUTRAL	0- 1		0- 0		1- 0	
7- 4	0- 0		0- 1		NON-CONFERENCE	0- 1		0- 0		7- 2	
5- 1	0- 0		0- 0		HOME	0- 0		0- 0		5- 1	
1- 2	0- 0		0- 1		AWAY	0- 0		0- 0		1- 1	
1- 1	0- 0		0- 0		NEUTRAL	0- 1		0- 0		1- 0	
0- 0	0- 0		0- 0		CONFERENCE	0- 0		0- 0		0- 0	
0- 0	0- 0		0- 0		HOME	0- 0		0- 0		0- 0	
0- 0	0- 0		0- 0		AWAY	0- 0		0- 0		0- 0	
0- 0	0- 0		0- 0		NEUTRAL	0- 0		0- 0		0- 0	

RPI 1-25				RPI 26-50				RPI 51-100				RPI 101+				Team's RPI: 179
RPI	S	Opponent	Score	RPI	S	Opponent	Score	RPI	S	Opponent	Score	RPI	S	Opponent	Score	
				30	A	Northeastern	52 53	55	N	Bucknell	58 77	171	H	Boston U.	66 55	
												175	H	North Dakota	52 59	
												190	A	Towson	53 78	
												212	H	Sacred Heart	78 61	
												236	A	Brown	90 61	
												253	N	Fairfield	59 49	
												264	H	Central Conn. St.	74 59	
												285	H	Incarinate Word	71 59	
												327	H	UTRGV	74 70	
-----																
LAST 12 Division I GAMES:																
				171	H	Boston U.	66 55	175	H	North Dakota	52 59					
				285	H	Incarinate Word	71 59	253	N	Fairfield	59 49					
				30	A	Northeastern	52 53	236	A	Brown	90 61					
				190	A	Towson	53 78	55	N	Bucknell	58 77					
				212	H	Sacred Heart	78 61	327	H	UTRGV	74 70					
								264	H	Central Conn. St.	74 59					

Non-Div I Games:

Massachusetts



Average RPI Win:	0	WON-LOST	WINNING	LAST 10	STRENGTH OF	OPP. STRENGTH	TEAM	ADJ.	CONF.	ADJ CONF.
Average RPI Loss:	184	RECORD	PCT. RANK	GAMES	SCHEDULE	OF SCHEDULE	RPI	RPI	RPI	RPI
DIV. I ONLY	0- 7	328	0- 1	147	321	326	326	23	23	
DIV. I NON-CONF.	0- 7	328	0- 1	147	321	326	326	23	23	
-----										
TOTALS	RPI 1-25	RPI 26-50	W-L RECORDS	RPI 51-100	RPI 101-150	RPI 150+				
0- 7	0- 0	0- 1	OVERALL	0- 1	0- 1	0- 4				
0- 1	0- 0	0- 0	HOME	0- 0	0- 0	0- 1				
0- 6	0- 0	0- 1	AWAY	0- 1	0- 1	0- 3				
0- 0	0- 0	0- 0	NEUTRAL	0- 0	0- 0	0- 0				
0- 7	0- 0	0- 1	NON-CONFERENCE	0- 1	0- 1	0- 4				
0- 1	0- 0	0- 0	HOME	0- 0	0- 0	0- 1				
0- 6	0- 0	0- 1	AWAY	0- 1	0- 1	0- 3				
0- 0	0- 0	0- 0	NEUTRAL	0- 0	0- 0	0- 0				
0- 0	0- 0	0- 0	CONFERENCE	0- 0	0- 0	0- 0				
0- 0	0- 0	0- 0	HOME	0- 0	0- 0	0- 0				
0- 0	0- 0	0- 0	AWAY	0- 0	0- 0	0- 0				
0- 0	0- 0	0- 0	NEUTRAL	0- 0	0- 0	0- 0				

RPI 1-25				RPI 26-50				RPI 51-100				RPI 101+				Team's RPI: 326
RPI	S	Opponent	Score	RPI	S	Opponent	Score	RPI	S	Opponent	Score	RPI	S	Opponent	Score	
				48	A	Texas	40 96	75	A	LSU	36 86	133	A	Ri ce	65 93	
												173	A	UAB	48 91	
												260	A	Grambl i ng	51 75	
												265	A	La. -Monroe	60 69	
												337	H	Loui si ana	59 70	
LAST 12 Division I GAMES:																
				75	A	LSU	36 86	48	A	Texas	40 96					
				173	A	UAB	48 91	337	H	Loui si ana	59 70					
				133	A	Ri ce	65 93	260	A	Grambl i ng	51 75					
				265	A	La. -Monroe	60 69									

Non-Div I Games: LSU-Alexandria 60 68

McNeese

Average RPI Win: 244

Average RPI Loss: 149

WON-LOST  
RECORDWINNING  
PCT. RANKLAST 10  
GAMESSTRENGTH OF  
SCHEDULEOPP. STRENGTH  
OF SCHEDULETEAM  
RPIADJ.  
RPICONF.  
RPIADJ CONF.  
RPIDIV. I ONLY  
DIV. I NON-CONF.3- 6  
3- 6237  
2371- 0  
1- 0189  
189250  
250272  
272272  
2728  
88  
8

TOTALS

RPI 1-25

RPI 26-50

W-L RECORDS

RPI 51-100

RPI 101-150

RPI 150+

3- 6  
2- 3  
0- 3  
1- 00- 0  
0- 0  
0- 0  
0- 00- 0  
0- 0  
0- 0  
0- 0OVERALL  
HOME  
AWAY  
NEUTRAL0- 2  
0- 2  
0- 0  
0- 01- 0  
0- 0  
0- 0  
1- 02- 4  
2- 1  
0- 3  
0- 03- 6  
2- 3  
0- 3  
1- 00- 0  
0- 0  
0- 0  
0- 00- 0  
0- 0  
0- 0  
0- 0NON-CONFERENCE  
HOME  
AWAY  
NEUTRAL0- 2  
0- 2  
0- 0  
0- 01- 0  
0- 0  
0- 0  
1- 02- 4  
2- 1  
0- 3  
0- 00- 0  
0- 0  
0- 0  
0- 00- 0  
0- 0  
0- 0  
0- 00- 0  
0- 0  
0- 0  
0- 0CONFERENCE  
HOME  
AWAY  
NEUTRAL0- 0  
0- 0  
0- 0  
0- 00- 0  
0- 0  
0- 0  
0- 00- 0  
0- 0  
0- 0  
0- 0

RPI 1-25

RPI 26-50

RPI 51-100

RPI 101+

Team's RPI: 272

RPI S Opponent Score

RPI S Opponent Score

RPI S Opponent Score

RPI S Opponent Score

76 H Louisiana Tech 50 66  
77 H Toledo 48 58140 N Mercer 59 53  
165 A Arkansas St. 66 77  
173 A UAB 54 85  
194 A Coastal Caro. 71 90  
210 H New Orleans 59 66  
269 H Samford 53 48  
324 H Jackson St. 68 67

LAST 12 Division I GAMES:

194 A Coastal Caro. 71 90  
140 N Mercer 59 53  
76 H Louisiana Tech 50 66  
173 A UAB 54 85  
165 A Arkansas St. 66 77  
324 H Jackson St. 68 67  
269 H Samford 53 48  
210 H New Orleans 59 66  
77 H Toledo 48 58

Non-Div I Games:

Memphis

Average RPI Win: 179

Average RPI Loss: 110

WON-LOST  
RECORDWINNING  
PCT. RANKLAST 10  
GAMESSTRENGTH OF  
SCHEDULEOPP. STRENGTH  
OF SCHEDULETEAM  
RPIADJ.  
RPICONF.  
RPIADJ CONF.  
RPIDIV. I ONLY  
DIV. I NON-CONF.5- 5  
5- 5163  
1631- 0  
1- 0109  
10969  
69140  
140140  
14026  
2626  
26

TOTALS

RPI 1-25

RPI 26-50

W-L RECORDS

RPI 51-100

RPI 101-150

RPI 150+

5- 5  
3- 2  
1- 2  
1- 10- 2  
0- 2  
0- 0  
0- 00- 0  
0- 0  
0- 0  
0- 0OVERALL  
HOME  
AWAY  
NEUTRAL1- 1  
1- 0  
0- 1  
0- 01- 1  
0- 0  
0- 1  
1- 03- 1  
2- 0  
1- 0  
0- 15- 5  
3- 2  
1- 2  
1- 10- 2  
0- 2  
0- 0  
0- 00- 0  
0- 0  
0- 0  
0- 0NON-CONFERENCE  
HOME  
AWAY  
NEUTRAL1- 1  
1- 0  
0- 1  
0- 01- 1  
0- 0  
0- 1  
1- 03- 1  
2- 0  
1- 0  
0- 10- 0  
0- 0  
0- 0  
0- 00- 0  
0- 0  
0- 0  
0- 00- 0  
0- 0  
0- 0  
0- 0CONFERENCE  
HOME  
AWAY  
NEUTRAL0- 0  
0- 0  
0- 0  
0- 00- 0  
0- 0  
0- 0  
0- 00- 0  
0- 0  
0- 0  
0- 0

RPI 1-25

RPI	S	Opponent	Score
21	H	Florida St.	56 57
24	H	UCF	42 76

RPI 26-50

RPI	S	Opponent	Score
-----	---	----------	-------

RPI 51-100

RPI	S	Opponent	Score
69	H	Charlotte	57 40
90	A	Wake Forest	54 69

RPI 101+

Team's RPI: 140

RPI	S	Opponent	Score
142	N	Bowling Green	76 63
143	A	Georgia	60 67
197	H	Florida	92 82
243	A	Ga. Southern	79 72
246	H	Kennesaw St.	64 48
272	N	Memphis	53 59

LAST 12 Division I GAMES:

24	H	UCF	42	76	69	H	Charlotte	57	40
197	H	Florida	92	82	21	H	Florida St.	56	57
243	A	Ga. Southern	79	72	246	H	Kennesaw St.	64	48
90	A	Wake Forest	54	69	143	A	Georgia	60	67
					142	N	Bowling Green	76	63
					272	N	Memphis	53	59

M  
e  
r  
c  
e  
rM  
e  
r  
c  
e  
r

Non-Div I Games:

Mercer

Average RPI Win:	139	WON-LOST	WINNING	LAST 10	STRENGTH OF	OPP. STRENGTH	TEAM	ADJ.	CONF.	ADJ CONF.
Average RPI Loss:	34	RECORD	PCT. RANK	GAMES	SCHEDULE	OF SCHEDULE	RPI	RPI	RPI	RPI
DIV. I ONLY	8- 2	45	2- 1	49	35	14	14	1	1	
DIV. I NON-CONF.	8- 2	45	2- 1	49	35	14	14	1	1	
-----										
TOTALS	RPI 1-25	RPI 26-50	W-L RECORDS	RPI 51-100	RPI 101-150	RPI 150+				
8- 2	2- 1	0- 0	OVERALL	1- 1	2- 0	3- 0				
7- 0	2- 0	0- 0	HOME	1- 0	2- 0	2- 0				
1- 2	0- 1	0- 0	AWAY	0- 1	0- 0	1- 0				
0- 0	0- 0	0- 0	NEUTRAL	0- 0	0- 0	0- 0				
8- 2	2- 1	0- 0	NON-CONFERENCE	1- 1	2- 0	3- 0				
7- 0	2- 0	0- 0	HOME	1- 0	2- 0	2- 0				
1- 2	0- 1	0- 0	AWAY	0- 1	0- 0	1- 0				
0- 0	0- 0	0- 0	NEUTRAL	0- 0	0- 0	0- 0				
0- 0	0- 0	0- 0	CONFERENCE	0- 0	0- 0	0- 0				
0- 0	0- 0	0- 0	HOME	0- 0	0- 0	0- 0				
0- 0	0- 0	0- 0	AWAY	0- 0	0- 0	0- 0				
0- 0	0- 0	0- 0	NEUTRAL	0- 0	0- 0	0- 0				

RPI 1-25	Team's RPI: 14	RPI 26-50	RPI 51-100	RPI 101+
RPI S Opponent Score	RPI S Opponent Score	RPI S Opponent Score	RPI S Opponent Score	RPI S Opponent Score
7 H Marquette 63 55			59 A Purdue 63 74	118 H Hartford 75 62
8 A Iowa St. 52 75			85 H SFA 81 60	124 H Nebraska 82 68
22 H Colorado 73 58				210 H New Orleans 78 38
				215 H Temple 73 61
				328 A FIU 94 43
LAST 12 Division I GAMES:				
118 H Hartford 75 62		8 A Iowa St. 52 75		
7 H Marquette 63 55		210 H New Orleans 78 38		
85 H SFA 81 60		22 H Colorado 73 58		
328 A FIU 94 43		59 A Purdue 63 74		
		215 H Temple 73 61		
		124 H Nebraska 82 68		

Non-Div I Games:

Miami (FL)

Average RPI	Win:	258	WON-LOST	WINNING	LAST 10	STRENGTH OF	OPP. STRENGTH	TEAM	ADJ.	CONF.	ADJ CONF.
Average RPI	Loss:	5	RECORD	PCT. RANK	GAMES	SCHEDULE	OF SCHEDULE	RPI	RPI	RPI	RPI
DIV. I ONLY		7- 1		30	1- 0	316	103	110	110	10	10
DIV. I NON-CONF.		7- 1		30	1- 0	316	103	110	110	10	10
-----											
TOTALS	RPI 1-25		RPI 26-50		W-L RECORDS	RPI 51-100		RPI 101-150		RPI 150+	
7- 1	0- 1		0- 0		OVERALL	0- 0		0- 0		7- 0	
3- 0	0- 0		0- 0		HOME	0- 0		0- 0		3- 0	
4- 1	0- 1		0- 0		AWAY	0- 0		0- 0		4- 0	
0- 0	0- 0		0- 0		NEUTRAL	0- 0		0- 0		0- 0	
7- 1	0- 1		0- 0		NON-CONFERENCE	0- 0		0- 0		7- 0	
3- 0	0- 0		0- 0		HOME	0- 0		0- 0		3- 0	
4- 1	0- 1		0- 0		AWAY	0- 0		0- 0		4- 0	
0- 0	0- 0		0- 0		NEUTRAL	0- 0		0- 0		0- 0	
0- 0	0- 0		0- 0		CONFERENCE	0- 0		0- 0		0- 0	
0- 0	0- 0		0- 0		HOME	0- 0		0- 0		0- 0	
0- 0	0- 0		0- 0		AWAY	0- 0		0- 0		0- 0	
0- 0	0- 0		0- 0		NEUTRAL	0- 0		0- 0		0- 0	

RPI 1-25				RPI 26-50				RPI 51-100				RPI 101+ Team's RPI: 110			
RPI	S	Opponent	Score	RPI	S	Opponent	Score	RPI	S	Opponent	Score	RPI	S	Opponent	Score
5	A	Louisville	73 95									184	H	Cincinnati	78 65
												222	A	UIC	65 56
												261	A	Valparaiso	68 47
												262	H	Eastern Ky.	60 44
												268	H	High Point	68 55
												280	A	Detroit Mercy	78 59
												331	A	Canisius	62 59
-----															
LAST 12 Division I GAMES:															
261	A	Valparaiso	68 47	268	H	High Point	68 55	280	A	Detroit Mercy	78 59				
184	H	Cincinnati	78 65					262	H	Eastern Ky.	60 44				
222	A	UIC	65 56					331	A	Canisius	62 59				
5	A	Louisville	73 95												

Non-Div I Games:

Miami (OH)

Average RPI Win: 205				WON-LOST RECORD		WINNING PCT. RANK		LAST 10 GAMES		STRENGTH OF SCHEDULE		OPP. STRENGTH OF SCHEDULE		TEAM RPI		ADJ. RPI		CONF. RPI		ADJ CONF. RPI																			
DIV. I ONLY				7- 3		90		1- 1		98		114		42		42		3		3																			
DIV. I NON-CONF.				7- 3		90		1- 1		98		114		42		42		3		3																			
TOTALS				RPI 1-25		RPI 26-50		W-L RECORDS		RPI 51-100		RPI 101-150		RPI 150+																									
7- 3				0- 2		0- 1		OVERALL		2- 0		0- 0		5- 0																									
3- 0				0- 0		0- 0		HOME		0- 0		0- 0		3- 0																									
2- 2				0- 2		0- 0		AWAY		0- 0		0- 0		2- 0																									
2- 1				0- 0		0- 1		NEUTRAL		2- 0		0- 0		0- 0																									
7- 3				0- 2		0- 1		NON-CONFERENCE		2- 0		0- 0		5- 0																									
3- 0				0- 0		0- 0		HOME		0- 0		0- 0		3- 0																									
2- 2				0- 2		0- 0		AWAY		0- 0		0- 0		2- 0																									
2- 1				0- 0		0- 1		NEUTRAL		2- 0		0- 0		0- 0																									
0- 0				0- 0		0- 0		CONFERENCE		0- 0		0- 0		0- 0																									
0- 0				0- 0		0- 0		HOME		0- 0		0- 0		0- 0																									
0- 0				0- 0		0- 0		AWAY		0- 0		0- 0		0- 0																									
0- 0				0- 0		0- 0		NEUTRAL		0- 0		0- 0		0- 0																									
RPI 1-25				RPI 26-50		Team's RPI: 42		RPI 51-100		RPI 101+																													
RPI	S	Opponent			Score		RPI	S	Opponent			Score		RPI	S	Opponent			Score																				
4	A	NC State			55	66	48	N	Texas			52	69	58	N	Washington			80	73																			
7	A	Marquette			74	85								72	N	Missouri			70	54																			

Non-Div I Games:

Mi chi gan

Average RPI	Win:	171	WON-LOST	WINNING	LAST 10	STRENGTH OF	OPP. STRENGTH	TEAM	ADJ.	CONF.	ADJ CONF.
Average RPI	Loss:	4	RECORD	PCT. RANK	GAMES	SCHEDULE	OF SCHEDULE	RPI	RPI	RPI	RPI
DIV. I ONLY		8- 1		23	1- 0	151	24	28	28	3	3
DIV. I NON-CONF.		8- 1		23	1- 0	151	24	28	28	3	3
-----											
TOTALS	RPI 1-25		RPI 26-50		W-L RECORDS	RPI 51-100		RPI 101-150		RPI 150+	
8- 1	1- 1		0- 0		OVERALL	0- 0		2- 0		5- 0	
6- 0	1- 0		0- 0		HOME	0- 0		2- 0		3- 0	
1- 0	0- 0		0- 0		AWAY	0- 0		0- 0		1- 0	
1- 1	0- 1		0- 0		NEUTRAL	0- 0		0- 0		1- 0	
8- 1	1- 1		0- 0		NON-CONFERENCE	0- 0		2- 0		5- 0	
6- 0	1- 0		0- 0		HOME	0- 0		2- 0		3- 0	
1- 0	0- 0		0- 0		AWAY	0- 0		0- 0		1- 0	
1- 1	0- 1		0- 0		NEUTRAL	0- 0		0- 0		1- 0	
0- 0	0- 0		0- 0		CONFERENCE	0- 0		0- 0		0- 0	
0- 0	0- 0		0- 0		HOME	0- 0		0- 0		0- 0	
0- 0	0- 0		0- 0		AWAY	0- 0		0- 0		0- 0	
0- 0	0- 0		0- 0		NEUTRAL	0- 0		0- 0		0- 0	

RPI 1-25				RPI 26-50				Team's RPI: 28				RPI 51-100				RPI 101+			
RPI	S	Opponent	Score	RPI	S	Opponent	Score					RPI	S	Opponent	Score				
4	N	NC State	74 78																
6	H	Oregon	88 82																
-----																			
LAST 12 Division I GAMES:																			
246	N	Kennesaw St.	75 51	6	H	Oregon	88 82					225	A	Oakland	102 58				
4	N	NC State	74 78									198	H	Texas Southern	91 45				
108	H	Wright St.	84 68									154	H	Virginia	91 66				
290	H	ETSU	75 53																
142	H	Bowling Green	99 69																

Non-Div I Games:

Michigan St.

Average RPI Win: 207		WON-LOST		WINNING		LAST 10		STRENGTH OF		OPP. STRENGTH		TEAM		ADJ.		CONF.		ADJ CONF.	
Average RPI Loss: 63		RECORD		PCT. RANK		GAMES		SCHEDULE		OF SCHEDULE		RPI		RPI		RPI		RPI	
DIV. I ONLY		7- 2		51		1- 0		157		145		63		63		18		18	
DIV. I NON-CONF.		7- 2		51		1- 0		157		145		63		63		18		18	
TOTALS		RPI 1-25		RPI 26-50		W-L RECORDS		RPI 51-100		RPI 101-150		RPI 150+							
7- 2		0- 0		0- 1		OVERALL		0- 1		0- 0		7- 0							
3- 1		0- 0		0- 1		HOME		0- 0		0- 0		3- 0							
3- 1		0- 0		0- 0		AWAY		0- 1		0- 0		3- 0							
1- 0		0- 0		0- 0		NEUTRAL		0- 0		0- 0		1- 0							
7- 2		0- 0		0- 1		NON-CONFERENCE		0- 1		0- 0		7- 0							
3- 1		0- 0		0- 1		HOME		0- 0		0- 0		3- 0							
3- 1		0- 0		0- 0		AWAY		0- 1		0- 0		3- 0							
1- 0		0- 0		0- 0		NEUTRAL		0- 0		0- 0		1- 0							
0- 0		0- 0		0- 0		CONFERENCE		0- 0		0- 0		0- 0							
0- 0		0- 0		0- 0		HOME		0- 0		0- 0		0- 0							
0- 0		0- 0		0- 0		AWAY		0- 0		0- 0		0- 0							
0- 0		0- 0		0- 0		NEUTRAL		0- 0		0- 0		0- 0							

RPI	S	Opponent	Score	RPI	S	Opponent	Score	RPI	S	Opponent	Score	RPI	S	Opponent	Score
				46	H	Belmont	38 45	79	A	Tennessee Tech	64 68	155	H	Vanderbilt	65 58
												186	A	Furman	78 71
												193	H	Georgia St.	69 54
												207	A	Troy	67 64
												223	A	UNLV	66 62
												237	N	Dartmouth	70 58
												248	H	Mississippi Val.	101 51
<hr/>															
LAST 12 Division I GAMES:															
				223	A	UNLV	66 62	207	A	Troy	67 64				
				186	A	Furman	78 71	193	H	Georgia St.	69 54				
				155	H	Vanderbilt	65 58	237	N	Dartmouth	70 58				
								248	H	Mississippi Val.	101 51				
								46	H	Belmont	38 45				
								79	A	Tennessee Tech	64 68				

Non-Div I Games:

Middle Tenn.



RPI 1-25				RPI 26-50				RPI 51-100				RPI 101+ Team's RPI: 188			
RPI	S	Opponent	Score	RPI	S	Opponent	Score	RPI	S	Opponent	Score	RPI	S	Opponent	Score
7	H	Marquette	74 83	41	A	Saint Mary's (CA)	71 73					119	A	Fresno St.	48 65
15	A	Indiana	66 68									146	H	Wisconsin	57 68
												175	A	North Dakota	64 46
												180	N	UC Riverside	56 54
												284	H	Columbia	78 65
												320	H	Purdue Fort Wayne	70 48
												332	A	North Dakota St.	57 55
LAST 12 Division I GAMES:															
332	A	North Dakota St.	57 55	180	N	UC Riverside	56 54								
175	A	North Dakota	64 46	41	A	Saint Mary's (CA)	71 73								
320	H	Purdue Fort Wayne	70 48	119	A	Fresno St.	48 65								
7	H	Marquette	74 83	284	H	Columbia	78 65								
				146	H	Wisconsin	57 68								
				15	A	Indiana	66 68								

Mi l waukee

M  
i  
n  
n  
e  
s  
o  
t  
aM  
i  
n  
n  
e  
s  
o  
t  
a

Minnesota

Average RPI	Win:	161	WON-LOST	WINNING	LAST 10	STRENGTH OF	OPP. STRENGTH	TEAM	ADJ.	CONF.	ADJ CONF.
Average RPI	Loss:	0	RECORD	PCT. RANK	GAMES	SCHEDULE	OF SCHEDULE	RPI	RPI	RPI	RPI
DIV. I ONLY		10- 0		1	1- 0	201	19	19	19	5	5
DIV. I NON-CONF.		10- 0		1	1- 0	201	19	19	19	5	5
-----											
TOTALS	RPI 1-25		RPI 26-50		W-L RECORDS	RPI 51-100		RPI 101-150		RPI 150+	
10- 0	1- 0		2- 0		OVERALL	0- 0		0- 0		7- 0	
6- 0	1- 0		1- 0		HOME	0- 0		0- 0		4- 0	
4- 0	0- 0		1- 0		AWAY	0- 0		0- 0		3- 0	
0- 0	0- 0		0- 0		NEUTRAL	0- 0		0- 0		0- 0	
10- 0	1- 0		2- 0		NON-CONFERENCE	0- 0		0- 0		7- 0	
6- 0	1- 0		1- 0		HOME	0- 0		0- 0		4- 0	
4- 0	0- 0		1- 0		AWAY	0- 0		0- 0		3- 0	
0- 0	0- 0		0- 0		NEUTRAL	0- 0		0- 0		0- 0	
0- 0	0- 0		0- 0		CONFERENCE	0- 0		0- 0		0- 0	
0- 0	0- 0		0- 0		HOME	0- 0		0- 0		0- 0	
0- 0	0- 0		0- 0		AWAY	0- 0		0- 0		0- 0	
0- 0	0- 0		0- 0		NEUTRAL	0- 0		0- 0		0- 0	

RPI	S	Opponent	Score	RPI	S	Opponent	Score	RPI	S	Opponent	Score	RPI	S	Opponent	Score
7	H	Marquette	87 82	34	H	Lamar University	104 53					154	A	Virginia	72 44
				48	A	Texas	67 49					168	A	Little Rock	98 63
												186	H	Furman	106 41
												191	H	Southeast Mo. St.	88 53
												233	H	Coppin St.	110 38
												266	A	Southern Miss.	86 42
												324	H	Jackson St.	105 38
-----															
LAST 12 Division I GAMES:															
				48	A	Texas	67 49	266	A	Southern Miss.	86 42				
				168	A	Little Rock	98 63	7	H	Marquette	87 82				
				324	H	Jackson St.	105 38	154	A	Virginia	72 44				
				186	H	Furman	106 41	191	H	Southeast Mo. St.	88 53				
				233	H	Coppin St.	110 38								
				34	H	Lamar University	104 53								

Non-Div I Games:

Mississippi St.

Average RPI Win:	345	WON-LOST	WINNING	LAST 10	STRENGTH OF	OPP. STRENGTH	TEAM	ADJ.	CONF.	ADJ CONF.
Average RPI Loss:	170	RECORD	PCT. RANK	GAMES	SCHEDULE	OF SCHEDULE	RPI	RPI	RPI	RPI
DIV. I ONLY	1- 8	318	0- 1	85	331	248	248	27	27	
DIV. I NON-CONF.	1- 8	318	0- 1	85	331	248	248	27	27	
-----										
TOTALS	RPI 1-25	RPI 26-50	W-L RECORDS	RPI 51-100	RPI 101-150	RPI 150+				
1- 8	0- 0	0- 0	OVERALL	0- 2	0- 1	1- 5				
0- 0	0- 0	0- 0	HOME	0- 0	0- 0	0- 0				
1- 7	0- 0	0- 0	AWAY	0- 2	0- 1	1- 4				
0- 1	0- 0	0- 0	NEUTRAL	0- 0	0- 0	0- 1				
1- 8	0- 0	0- 0	NON-CONFERENCE	0- 2	0- 1	1- 5				
0- 0	0- 0	0- 0	HOME	0- 0	0- 0	0- 0				
1- 7	0- 0	0- 0	AWAY	0- 2	0- 1	1- 4				
0- 1	0- 0	0- 0	NEUTRAL	0- 0	0- 0	0- 1				
0- 0	0- 0	0- 0	CONFERENCE	0- 0	0- 0	0- 0				
0- 0	0- 0	0- 0	HOME	0- 0	0- 0	0- 0				
0- 0	0- 0	0- 0	AWAY	0- 0	0- 0	0- 0				
0- 0	0- 0	0- 0	NEUTRAL	0- 0	0- 0	0- 0				

RPI 1-25				RPI 26-50				RPI 51-100				RPI 101+ Team's RPI: 248			
RPI	S	Opponent	Score	RPI	S	Opponent	Score	RPI	S	Opponent	Score	RPI	S	Opponent	Score
								51	A	TCU	47 96	149	A	Ni chol l s St.	47 72
								63	A	Mi ddl e Tenn.	51 101	165	A	Arkansas St.	57 60
												195	A	SMU	47 62
												207	N	Troy	54 75
												265	A	La. -Monroe	65 72
												266	A	Southern Mi ss.	60 67
												345	A	Austin Peay	95 89
LAST 12 Division I GAMES:															
266	A	Southern Miss.	60 67	165	A	Arkansas St.	57 60								
63	A	Mi ddl e Tenn.	51 101	265	A	La. -Monroe	65 72								
345	A	Austin Peay	95 89	149	A	Ni chol l s St.	47 72								
195	A	SMU	47 62	207	N	Troy	54 75								
51	A	TCU	47 96												

Non-Div I Games:

Mississippi Val.

Missouri

Missouri				Through Games Of Dec. 14, 2018											
Average RPI	Win:	180		WON-LOST	WINNING	LAST 10	STRENGTH OF	OPP. STRENGTH	TEAM	ADJ.	CONF.	ADJ CONF.			
Average RPI	Loss:	34		RECORD	PCT. RANK	GAMES	SCHEDULE	OF SCHEDULE	RPI	RPI	RPI	RPI			
DIV. I ONLY				8- 2	45	1- 0	204	45	72	72	5	5			
DIV. I NON-CONF.				8- 2	45	1- 0	204	45	72	72	5	5			
-----															
TOTALS		RPI 1-25		RPI 26-50		W-L RECORDS		RPI 51-100		RPI 101-150		RPI 150+			
8- 2		0- 0		1- 2		OVERALL		1- 0		0- 0		6- 0			
3- 1		0- 0		0- 1		HOME		0- 0		0- 0		3- 0			
3- 0		0- 0		0- 0		AWAY		0- 0		0- 0		3- 0			
2- 1		0- 0		1- 1		NEUTRAL		1- 0		0- 0		0- 0			
8- 2		0- 0		1- 2		NON-CONFERENCE		1- 0		0- 0		6- 0			
3- 1		0- 0		0- 1		HOME		0- 0		0- 0		3- 0			
3- 0		0- 0		0- 0		AWAY		0- 0		0- 0		3- 0			
2- 1		0- 0		1- 1		NEUTRAL		1- 0		0- 0		0- 0			
0- 0		0- 0		0- 0		CONFERENCE		0- 0		0- 0		0- 0			
0- 0		0- 0		0- 0		HOME		0- 0		0- 0		0- 0			
0- 0		0- 0		0- 0		AWAY		0- 0		0- 0		0- 0			
0- 0		0- 0		0- 0		NEUTRAL		0- 0		0- 0		0- 0			
-----															
RPI 1-25				RPI 26-50				RPI 51-100				Team's RPI: 72	RPI 101+		
RPI	S	Opponent	Score	RPI	S	Opponent	Score	RPI	S	Opponent	Score	RPI	S	Opponent	Score
26	H	Green Bay	49 56	67	N	Qui nni pi ac	65 51	196	A	Sai nt Loui s	74 62				
42	N	Mi chi gan	54 70					199	A	West Vi rgi ni a	68 51				
43	N	Duke	62 54					214	H	SIUE	59 36				
								221	H	UMKC	66 59				
								245	H	Mi ssouri St.	65 61				
								251	A	Western Ill.	89 64				
-----															
LAST 12 Di vi si on I GAMES:															
43	N	Duke	62 54	67	N	Qui nni pi ac	65 51	196	A	Sai nt Loui s	74 62				
26	H	Green Bay	49 56	196	A	Sai nt Loui s	74 62	221	H	UMKC	66 59				
245	H	Mi ssouri St.	65 61	221	H	UMKC	66 59	199	A	West Vi rgi ni a	68 51				
251	A	Western Ill.	89 64	42	N	Mi chi gan	54 70	42	N	Mi chi gan	54 70				
				214	H	SIUE	59 36	214	H	SIUE	59 36				

Missouri

Non-Di v I Games:

Missouri

Average RPI Win:	295	WON-LOST	WINNING	LAST 10	STRENGTH OF	OPP. STRENGTH	TEAM	ADJ.	CONF.	ADJ CONF.
Average RPI Loss:	128	RECORD	PCT. RANK	GAMES	SCHEDULE	OF SCHEDULE	RPI	RPI	RPI	RPI
DIV. I ONLY	1- 6	299	0- 1	60	220	245	245	14	14	
DIV. I NON-CONF.	1- 6	299	0- 1	60	220	245	245	14	14	
-----										
TOTALS	RPI 1-25	RPI 26-50	W-L RECORDS	RPI 51-100	RPI 101-150	RPI 150+				
1- 6	0- 2	0- 0	OVERALL	0- 1	0- 1	1- 2				
1- 1	0- 1	0- 0	HOME	0- 0	0- 0	1- 0				
0- 5	0- 1	0- 0	AWAY	0- 1	0- 1	0- 2				
0- 0	0- 0	0- 0	NEUTRAL	0- 0	0- 0	0- 0				
1- 6	0- 2	0- 0	NON-CONFERENCE	0- 1	0- 1	1- 2				
1- 1	0- 1	0- 0	HOME	0- 0	0- 0	1- 0				
0- 5	0- 1	0- 0	AWAY	0- 1	0- 1	0- 2				
0- 0	0- 0	0- 0	NEUTRAL	0- 0	0- 0	0- 0				
0- 0	0- 0	0- 0	CONFERENCE	0- 0	0- 0	0- 0				
0- 0	0- 0	0- 0	HOME	0- 0	0- 0	0- 0				
0- 0	0- 0	0- 0	AWAY	0- 0	0- 0	0- 0				
0- 0	0- 0	0- 0	NEUTRAL	0- 0	0- 0	0- 0				

RPI 1-25				RPI 26-50				RPI 51-100				RPI 101+ Team's RPI: 245			
RPI	S	Opponent	Score	RPI	S	Opponent	Score	RPI	S	Opponent	Score	RPI	S	Opponent	Score
15	A	Indiana	74 98					72	A	Missouri	61 65	141	A	Santa Clara	73 77
16	H	South Dakota	74 85									239	A	Wichita St.	60 63
												283	A	North Texas	76 83
												295	H	Ball St.	74 54
-----															
LAST 12 Division I GAMES:															
15	A	Indiana	74 98	141	A	Santa Clara	73 77								
16	H	South Dakota	74 85	295	H	Ball St.	74 54								
283	A	North Texas	76 83	72	A	Missouri	61 65								
				239	A	Wichita St.	60 63								

Non-Div I Games:

Missouri St.

Average RPI	Win: 257	WON-LOST RECORD	WINNING PCT. RANK	LAST 10 GAMES	STRENGTH OF SCHEDULE	OPP. STRENGTH OF SCHEDULE	TEAM RPI	ADJ. RPI	CONF. RPI	ADJ CONF. RPI
Average RPI	Loss: 149									
DIV. I ONLY		3- 6	237	0- 1	135	281	213	213	28	28
DIV. I NON-CONF.		3- 6	237	0- 1	135	281	213	213	28	28
-----										
TOTALS	RPI 1-25		RPI 26-50		W-L RECORDS		RPI 51-100		RPI 101-150	RPI 150+
3- 6	0- 0		0- 1		OVERALL		0- 1		0- 1	3- 3
1- 2	0- 0		0- 0		HOME		0- 1		0- 0	1- 1
2- 4	0- 0		0- 1		AWAY		0- 0		0- 1	2- 2
0- 0	0- 0		0- 0		NEUTRAL		0- 0		0- 0	0- 0
3- 6	0- 0		0- 1		NON-CONFERENCE		0- 1		0- 1	3- 3
1- 2	0- 0		0- 0		HOME		0- 1		0- 0	1- 1
2- 4	0- 0		0- 1		AWAY		0- 0		0- 1	2- 2
0- 0	0- 0		0- 0		NEUTRAL		0- 0		0- 0	0- 0
0- 0	0- 0		0- 0		CONFERENCE		0- 0		0- 0	0- 0
0- 0	0- 0		0- 0		HOME		0- 0		0- 0	0- 0
0- 0	0- 0		0- 0		AWAY		0- 0		0- 0	0- 0
0- 0	0- 0		0- 0		NEUTRAL		0- 0		0- 0	0- 0

RPI 1-25				RPI 26-50				RPI 51-100				RPI 101+				Team's RPI: 213			
RPI	S	Opponent	Score	RPI	S	Opponent	Score	RPI	S	Opponent	Score	RPI	S	Opponent	Score				
				35	A	Virginia Tech	49 82					55	H	Bucknell	32 70	150	A	Lehigh	48 63
																157	H	Princeton	47 79
																178	A	East Carolina	67 73
																212	A	Sacred Heart	55 50
																218	A	George Washington	55 51
																319	A	Lafayette	69 73
																342	H	Albany (NY)	64 56
LAST 12 Division I GAMES:																			
				218	A	George Washington	55 51					157	H	Princeton	47 79				
				212	A	Sacred Heart	55 50					319	A	Lafayette	69 73				
				342	H	Albany (NY)	64 56					55	H	Bucknell	32 70				
				35	A	Virginia Tech	49 82												
				150	A	Lehigh	48 63												
				178	A	East Carolina	67 73												

Non-Div I Games:

Monmouth

M  
o  
n  
t  
a  
n  
a

Montana					Through Games Of Dec. 14, 2018						
Average RPI	Win:	190	WON-LOST	WINNING	LAST 10	STRENGTH OF	OPP. STRENGTH	TEAM	ADJ.	CONF.	ADJ CONF.
Average RPI	Loss:	34	RECORD	PCT. RANK	GAMES	SCHEDULE	OF SCHEDULE	RPI	RPI	RPI	RPI
DIV. I ONLY		3- 3	163	1- 0		13	192	53	53	11	11
DIV. I NON-CONF.		3- 3	163	1- 0		13	192	53	53	11	11
-----											
TOTALS		RPI 1-25		RPI 26-50		W-L RECORDS		RPI 51-100	RPI 101-150	RPI 150+	
3- 3		0- 2		0- 0		OVERALL		0- 1	2- 0	1- 0	
2- 1		0- 1		0- 0		HOME		0- 0	2- 0	0- 0	
1- 2		0- 1		0- 0		AWAY		0- 1	0- 0	1- 0	
0- 0		0- 0		0- 0		NEUTRAL		0- 0	0- 0	0- 0	
3- 3		0- 2		0- 0		NON-CONFERENCE		0- 1	2- 0	1- 0	
2- 1		0- 1		0- 0		HOME		0- 0	2- 0	0- 0	
1- 2		0- 1		0- 0		AWAY		0- 1	0- 0	1- 0	
0- 0		0- 0		0- 0		NEUTRAL		0- 0	0- 0	0- 0	
0- 0		0- 0		0- 0		CONFERENCE		0- 0	0- 0	0- 0	
0- 0		0- 0		0- 0		HOME		0- 0	0- 0	0- 0	
0- 0		0- 0		0- 0		AWAY		0- 0	0- 0	0- 0	
0- 0		0- 0		0- 0		NEUTRAL		0- 0	0- 0	0- 0	
-----											
RPI 1-25				RPI 26-50		RPI 51-100		Team's RPI: 53		RPI 101+	
RPI	S	Opponent	Score	RPI	S	Opponent	Score	RPI	S	Opponent	Score
13	A	Gonzaga	52 76								
16	H	South Dakota	41 64								
-----											
LAST 12 Division I GAMES:											
13	A	Gonzaga	52 76	115	H	UC Davis	62 56	330	A	Grand Canyon	69 47
				74	A	Arizona	51 100				
				125	H	Northern Ill.	86 70				
				16	H	South Dakota	41 64				

M  
o  
n  
t  
a  
n  
a

Non-Div I Games: Providence (MT) 90 45

Montana



Average RPI	Win:	220	WON-LOST	WINNING	LAST 10	STRENGTH OF	OPP. STRENGTH	TEAM	ADJ.	CONF.	ADJ CONF.
Average RPI	Loss:	48	RECORD	PCT. RANK	GAMES	SCHEDULE	OF SCHEDULE	RPI	RPI	RPI	RPI
DIV. I ONLY		3- 4		204	1- 0	119	36	107	107	11	11
DIV. I NON-CONF.		3- 4		204	1- 0	119	36	107	107	11	11
-----											
TOTALS	RPI 1-25		RPI 26-50		W-L RECORDS	RPI 51-100		RPI 101-150		RPI 150+	
3- 4	0- 1		0- 1		OVERALL	0- 2		0- 0		3- 0	
1- 0	0- 0		0- 0		HOME	0- 0		0- 0		1- 0	
1- 4	0- 1		0- 1		AWAY	0- 2		0- 0		1- 0	
1- 0	0- 0		0- 0		NEUTRAL	0- 0		0- 0		1- 0	
3- 4	0- 1		0- 1		NON-CONFERENCE	0- 2		0- 0		3- 0	
1- 0	0- 0		0- 0		HOME	0- 0		0- 0		1- 0	
1- 4	0- 1		0- 1		AWAY	0- 2		0- 0		1- 0	
1- 0	0- 0		0- 0		NEUTRAL	0- 0		0- 0		1- 0	
0- 0	0- 0		0- 0		CONFERENCE	0- 0		0- 0		0- 0	
0- 0	0- 0		0- 0		HOME	0- 0		0- 0		0- 0	
0- 0	0- 0		0- 0		AWAY	0- 0		0- 0		0- 0	
0- 0	0- 0		0- 0		NEUTRAL	0- 0		0- 0		0- 0	

RPI 1-25				RPI 26-50				RPI 51-100				RPI 101+ Team's RPI : 107							
RPI	S	Opponent	Score	RPI	S	Opponent	Score	RPI	S	Opponent	Score	RPI	S	Opponent	Score				
7	A	Marquette	52 100	47	A	Wyomi ng	58 66	51	A	TCU	49 71	183	A	Texas St.	67 59				
								85	A	SFA	53 60	206	N	Del aware	69 60				
												270	H	Long Beach St.	85 62				
-----																			
LAST 12 Di vi si on I GAMES:																			
183	A	Texas St.	67 59	206	N	Del aware	69 60	7	A	Marquette	52 100								
51	A	TCU	49 71																
85	A	SFA	53 60																
270	H	Long Beach St.	85 62																
47	A	Wyomi ng	58 66																

Non-Div I Games: Carroll (MT) 64 48

Montana St.

Loss, Non-Conf, S Site, H Home A Away N Neutral

Average RPI Win: 301 WON-LOST RECORD WINNING PCT. RANK LAST 10 GAMES STRENGTH OF SCHEDULE OPP. STRENGTH OF SCHEDULE TEAM RPI ADJ. RPI CONF. RPI ADJ CONF. RPI

Average RPI Loss: 85

DIV. I ONLY	5- 3	113	0- 1	247	305	192	192	20	20
DIV. I NON-CONF.	5- 3	113	0- 1	247	305	192	192	20	20
TOTALS	RPI 1-25	RPI 26-50	W-L RECORDS	RPI 51-100	RPI 101-150	RPI 150+			
5- 3	0- 2	0- 0	OVERALL	0- 0	0- 0	5- 1			
3- 1	0- 0	0- 0	HOME	0- 0	0- 0	3- 1			
2- 2	0- 2	0- 0	AWAY	0- 0	0- 0	2- 0			
0- 0	0- 0	0- 0	NEUTRAL	0- 0	0- 0	0- 0			
5- 3	0- 2	0- 0	NON-CONFERENCE	0- 0	0- 0	5- 1			
3- 1	0- 0	0- 0	HOME	0- 0	0- 0	3- 1			
2- 2	0- 2	0- 0	AWAY	0- 0	0- 0	2- 0			
0- 0	0- 0	0- 0	NEUTRAL	0- 0	0- 0	0- 0			
0- 0	0- 0	0- 0	CONFERENCE	0- 0	0- 0	0- 0			
0- 0	0- 0	0- 0	HOME	0- 0	0- 0	0- 0			
0- 0	0- 0	0- 0	AWAY	0- 0	0- 0	0- 0			
0- 0	0- 0	0- 0	NEUTRAL	0- 0	0- 0	0- 0			

RPI S Opponent Score	RPI S Opponent Score	RPI S Opponent Score	RPI S Opponent Score
11 A Bayl or 58 96			228 H St. Francis Brooklyn 94 101
17 A Kentucky 57 87			259 A Gardner-Webb 84 69
			261 H Val parai so 68 62
			318 A N. C. A&T 72 67
			321 H Chi cago St. 104 68
			348 H Evansvi lle 85 63
LAST 12 Division I GAMES:			
321 H Chi cago St. 104 68	11 A Bayl or 58 96		
261 H Val parai so 68 62	348 H Evansvi lle 85 63		
259 A Gardner-Webb 84 69	17 A Kentucky 57 87		
318 A N. C. A&T 72 67	228 H St. Francis Brooklyn 94 101		

Non-Div I Games: Alice Lloyd 121 56 Ky. Christian 119 28

Morehead St.

Average RPI Win:	0	WON-LOST	WINNING	LAST 10	STRENGTH OF	OPP. STRENGTH	TEAM	ADJ.	CONF.	ADJ CONF.
Average RPI Loss:	182	RECORD	PCT. RANK	GAMES	SCHEDULE	OF SCHEDULE	RPI	RPI	RPI	RPI
DIV. I ONLY	0- 8	328	0- 1	269	195	341	341	32	32	
DIV. I NON-CONF.	0- 8	328	0- 1	269	195	341	341	32	32	
-----										
TOTALS	RPI 1-25	RPI 26-50	W-L RECORDS	RPI 51-100	RPI 101-150	RPI 150+				
0- 8	0- 0	0- 1	OVERALL	0- 1	0- 2	0- 4				
0- 1	0- 0	0- 0	HOME	0- 0	0- 0	0- 1				
0- 4	0- 0	0- 0	AWAY	0- 1	0- 1	0- 2				
0- 3	0- 0	0- 1	NEUTRAL	0- 0	0- 1	0- 1				
0- 8	0- 0	0- 1	NON-CONFERENCE	0- 1	0- 2	0- 4				
0- 1	0- 0	0- 0	HOME	0- 0	0- 0	0- 1				
0- 4	0- 0	0- 0	AWAY	0- 1	0- 1	0- 2				
0- 3	0- 0	0- 1	NEUTRAL	0- 0	0- 1	0- 1				
0- 0	0- 0	0- 0	CONFERENCE	0- 0	0- 0	0- 0				
0- 0	0- 0	0- 0	HOME	0- 0	0- 0	0- 0				
0- 0	0- 0	0- 0	AWAY	0- 0	0- 0	0- 0				
0- 0	0- 0	0- 0	NEUTRAL	0- 0	0- 0	0- 0				

RPI 1-25				RPI 26-50				RPI 51-100				RPI 101+ Team's RPI: 341			
RPI	S	Opponent	Score	RPI	S	Opponent	Score	RPI	S	Opponent	Score	RPI	S	Opponent	Score
				50	N	Maryl and	44 68	85	A	SFA	42 69	118	A	Hartford	59 80
												143	N	Georgi a	33 60
												159	A	Western Ky.	43 90
												264	H	Central Conn. St.	36 60
												306	N	Niagara	57 67
												328	A	FIU	50 59
LAST 12 Division I GAMES:															
				306	N	Niagara	57 67	159	A	Western Ky.	43 90				
				328	A	FIU	50 59	264	H	Central Conn. St.	36 60				
								50	N	Maryl and	44 68				
								143	N	Georgi a	33 60				
								85	A	SFA	42 69				
								118	A	Hartford	59 80				

Non-Div I Games: Washington Adventist 60 43 Lincoln (PA) 46 51

Morgan St.



Average RPI Win: 331

Average RPI Loss: 166

WON-LOST  
RECORDWINNING  
PCT. RANKLAST 10  
GAMESSTRENGTH OF  
SCHEDULEOPP. STRENGTH  
OF SCHEDULETEAM  
RPIADJ.  
RPICONF.  
RPIADJ CONF.  
RPIDIV. I ONLY  
DIV. I NON-CONF.2- 4  
2- 4237  
2370- 0  
0- 0250  
250330  
330307  
307307  
30720  
2020  
20

TOTALS

RPI 1-25

RPI 26-50

W-L RECORDS

RPI 51-100

RPI 101-150

RPI 150+

2- 4 0- 0  
2- 1 0- 0  
0- 3 0- 0  
0- 0 0- 00- 0  
0- 0  
0- 0  
0- 0OVERALL  
HOME  
AWAY  
NEUTRAL0- 1  
0- 0  
0- 1  
0- 00- 1  
0- 0  
0- 1  
0- 02- 2  
2- 1  
0- 1  
0- 02- 4 0- 0  
2- 1 0- 0  
0- 3 0- 0  
0- 0 0- 00- 0  
0- 0  
0- 0  
0- 0NON-CONFERENCE  
HOME  
AWAY  
NEUTRAL0- 1  
0- 0  
0- 1  
0- 00- 1  
0- 0  
0- 1  
0- 02- 2  
2- 1  
0- 1  
0- 00- 0 0- 0  
0- 0 0- 0  
0- 0 0- 0  
0- 0 0- 00- 0  
0- 0  
0- 0  
0- 0CONFERENCE  
HOME  
AWAY  
NEUTRAL0- 0  
0- 0  
0- 0  
0- 00- 0  
0- 0  
0- 0  
0- 00- 0  
0- 0  
0- 0  
0- 0

RPI 1-25

RPI S Opponent Score

RPI 26-50

RPI S Opponent Score

RPI 51-100

RPI S Opponent Score

RPI 101+

Team's RPI: 307

RPI	S	Opponent	Score
137	A	Illinois	52 84
165	A	Arkansas St.	63 74
296	H	Alabama A&M	53 59
314	H	Lipscomb	97 61
348	H	Evansville	81 53

LAST 12 Division I GAMES:

348	H	Evansville	81	53
137	A	Illinois	52	84
296	H	Alabama A&M	53	59
165	A	Arkansas St.	63	74
314	H	Lipscomb	97	61
66	A	Butler	65	86

Non-Div I Games:

Oakland City

113 55

Bethel (TN)

86 50

Murray St.

Loss, 
 Non-Conf, S Site, 
 H Home
A Away 
 N Neutral



Average RPI Win:	344	WON-LOST	WINNING	LAST 10	STRENGTH OF	OPP. STRENGTH	TEAM	ADJ.	CONF.	ADJ CONF.
Average RPI Loss:	196	RECORD	PCT. RANK	GAMES	SCHEDULE	OF SCHEDULE	RPI	RPI	RPI	RPI

DIV. I ONLY	1- 7	308	1- 0	323	280	346	346	32	32
DIV. I NON-CONF.	1- 7	308	1- 0	323	280	346	346	32	32
TOTALS	RPI 1-25	RPI 26-50	W-L RECORDS	RPI 51-100	RPI 101-150	RPI 150+			
1- 7	0- 1	0- 0	OVERALL	0- 0	0- 0	1- 6			
1- 4	0- 0	0- 0	HOME	0- 0	0- 0	1- 4			
0- 3	0- 1	0- 0	AWAY	0- 0	0- 0	0- 2			
0- 0	0- 0	0- 0	NEUTRAL	0- 0	0- 0	0- 0			
1- 7	0- 1	0- 0	NON-CONFERENCE	0- 0	0- 0	1- 6			
1- 4	0- 0	0- 0	HOME	0- 0	0- 0	1- 4			
0- 3	0- 1	0- 0	AWAY	0- 0	0- 0	0- 2			
0- 0	0- 0	0- 0	NEUTRAL	0- 0	0- 0	0- 0			
0- 0	0- 0	0- 0	CONFERENCE	0- 0	0- 0	0- 0			
0- 0	0- 0	0- 0	HOME	0- 0	0- 0	0- 0			
0- 0	0- 0	0- 0	AWAY	0- 0	0- 0	0- 0			
0- 0	0- 0	0- 0	NEUTRAL	0- 0	0- 0	0- 0			

RPI S Opponent Score	RPI S Opponent Score	RPI S Opponent Score	RPI S Opponent Score
18 A Iowa 39 106			176 A Winthrop 41 66
			187 H UNCW 82 89
			194 H Coastal Caro. 66 89
			211 H El on 54 83
			268 A High Poi nt 69 80
			316 H USC Upstate 63 82
			344 H UNC Greensboro 66 57
LAST 12 Division I GAMES:			
18 A Iowa 39 106	344 H UNC Greensboro 66 57	194 H Coastal Caro. 66 89	
176 A Winthrop 41 66	316 H USC Upstate 63 82	187 H UNCW 82 89	
211 H El on 54 83			
268 A High Poi nt 69 80			

Non-Div I Games: Johnson & Wales (NC) 5 43

N. C. Central

Average RPI Loss: 0

DIV. I ONLY	10- 0	1	1- 0	31	50	4	4	1	1
DIV. I NON-CONF.	10- 0	1	1- 0	31	50	4	4	1	1
TOTALS	RPI 1-25	RPI 26-50	W-L RECORDS	RPI 51-100	RPI 101-150	RPI 150+			
10- 0	0- 0	4- 0	OVERALL	1- 0	0- 0	5- 0			
7- 0	0- 0	3- 0	HOME	1- 0	0- 0	3- 0			
1- 0	0- 0	0- 0	AWAY	0- 0	0- 0	1- 0			
2- 0	0- 0	1- 0	NEUTRAL	0- 0	0- 0	1- 0			
10- 0	0- 0	4- 0	NON-CONFERENCE	1- 0	0- 0	5- 0			
7- 0	0- 0	3- 0	HOME	1- 0	0- 0	3- 0			
1- 0	0- 0	0- 0	AWAY	0- 0	0- 0	1- 0			
2- 0	0- 0	1- 0	NEUTRAL	0- 0	0- 0	1- 0			
0- 0	0- 0	0- 0	CONFERENCE	0- 0	0- 0	0- 0			
0- 0	0- 0	0- 0	HOME	0- 0	0- 0	0- 0			
0- 0	0- 0	0- 0	AWAY	0- 0	0- 0	0- 0			
0- 0	0- 0	0- 0	NEUTRAL	0- 0	0- 0	0- 0			

RPI 1-25		Team's RPI : 4	
RPI	S	Opponent	Score
28	N	Michigan St.	78 74
31	H	Old Domi ni on	85 56
42	H	Michigan	66 55
46	H	Bel mont	77 62

RPI 26-50	
RPI	S

RPI 51-100	
RPI	S

RPI 101+	
RPI	S

155	H	Vanderbi l t	74 54
167	A	Georgetown	76 65
170	H	Kent St.	78 61
189	H	Hampton	83 51
218	N	George Washi ngton	69 61

LAST 12 Division I GAMES:			
167	A	Georgetown	76 65
189	H	Hampton	83 51
170	H	Kent St.	78 61
46	H	Bel mont	77 62

RPI 26-50	
RPI	S

RPI 51-100	
RPI	S

RPI 101+	
RPI	S

31	H	Old Domi ni on	85 56
42	H	Michigan	66 55
218	N	George Washi ngton	69 61
28	N	Michigan St.	78 74
87	H	Radford	75 58
155	H	Vanderbi l t	74 54

### Non-Div I Games:

NC State



Average RPI Win:	333	WON-LOST	WINNING	LAST 10	STRENGTH OF	OPP. STRENGTH	TEAM	ADJ.	CONF.	ADJ CONF.
Average RPI Loss:	234	RECORD	PCT. RANK	GAMES	SCHEDULE	OF SCHEDULE	RPI	RPI	RPI	RPI
DIV. I ONLY	3- 8	262	1- 0	324	334	325	325	24	24	
DIV. I NON-CONF.	3- 8	262	1- 0	324	334	325	325	24	24	
-----										
TOTALS	RPI 1-25	RPI 26-50	W-L RECORDS	RPI 51-100	RPI 101-150	RPI 150+				
3- 8	0- 0	0- 0	OVERALL	0- 0	0- 1	3- 7				
1- 2	0- 0	0- 0	HOME	0- 0	0- 0	1- 2				
2- 6	0- 0	0- 0	AWAY	0- 0	0- 1	2- 5				
0- 0	0- 0	0- 0	NEUTRAL	0- 0	0- 0	0- 0				
3- 8	0- 0	0- 0	NON-CONFERENCE	0- 0	0- 1	3- 7				
1- 2	0- 0	0- 0	HOME	0- 0	0- 0	1- 2				
2- 6	0- 0	0- 0	AWAY	0- 0	0- 1	2- 5				
0- 0	0- 0	0- 0	NEUTRAL	0- 0	0- 0	0- 0				
0- 0	0- 0	0- 0	CONFERENCE	0- 0	0- 0	0- 0				
0- 0	0- 0	0- 0	HOME	0- 0	0- 0	0- 0				
0- 0	0- 0	0- 0	AWAY	0- 0	0- 0	0- 0				
0- 0	0- 0	0- 0	NEUTRAL	0- 0	0- 0	0- 0				

RPI 1-25				RPI 26-50				RPI 51-100				RPI 101+ Team's RPI : 325			
RPI	S	Opponent	Score	RPI	S	Opponent	Score	RPI	S	Opponent	Score	RPI	S	Opponent	Score
												121	A	Penn	42 85
												191	H	Southeast Mo. St.	58 68
												199	A	West Virginia	50 95
												219	A	Howard	57 77
												238	A	Rider	46 67
												278	A	Saint Peter's	57 70
												286	H	Vermont	63 71
												322	A	Colgate	71 53
												329	H	Western Caro.	79 71
												338	A	Fairleigh Dickinson	43 64
												349	A	LIU Brooklyn	72 51
LAST 12 Division I GAMES:															
322	A	Colgate	71 53	191	H	Southeast Mo. St.	58 68								
349	A	LIU Brooklyn	72 51	329	H	Western Caro.	79 71								
286	H	Vermont	63 71	338	A	Fairleigh Dickinson	43 64								
238	A	Rider	46 67	121	A	Penn	42 85								
278	A	Saint Peter's	57 70	199	A	West Virginia	50 95								
				219	A	Howard	57 77								

Non-Div I Games:

NJIT

Average RPI	Win:	239	WON-LOST	WINNING	LAST 10	STRENGTH OF	OPP. STRENGTH	TEAM	ADJ.	CONF.	ADJ CONF.
Average RPI	Loss:	134	RECORD	PCT. RANK	GAMES	SCHEDULE	OF SCHEDULE	RPI	RPI	RPI	RPI
DIV. I ONLY		3- 4		204	0- 1	130	261	177	177	22	22
DIV. I NON-CONF.		3- 4		204	0- 1	130	261	177	177	22	22
-----											
TOTALS	RPI 1-25		RPI 26-50		W-L RECORDS	RPI 51-100		RPI 101-150		RPI 150+	
3- 4	0- 1		0- 0		OVERALL	0- 0		0- 2		3- 1	
1- 2	0- 0		0- 0		HOME	0- 0		0- 2		1- 0	
2- 2	0- 1		0- 0		AWAY	0- 0		0- 0		2- 1	
0- 0	0- 0		0- 0		NEUTRAL	0- 0		0- 0		0- 0	
3- 4	0- 1		0- 0		NON-CONFERENCE	0- 0		0- 2		3- 1	
1- 2	0- 0		0- 0		HOME	0- 0		0- 2		1- 0	
2- 2	0- 1		0- 0		AWAY	0- 0		0- 0		2- 1	
0- 0	0- 0		0- 0		NEUTRAL	0- 0		0- 0		0- 0	
0- 0	0- 0		0- 0		CONFERENCE	0- 0		0- 0		0- 0	
0- 0	0- 0		0- 0		HOME	0- 0		0- 0		0- 0	
0- 0	0- 0		0- 0		AWAY	0- 0		0- 0		0- 0	
0- 0	0- 0		0- 0		NEUTRAL	0- 0		0- 0		0- 0	

RPI 1-25				RPI 26-50				RPI 51-100				RPI 101+				Team's RPI: 177
RPI	S	Opponent	Score	RPI	S	Opponent	Score	RPI	S	Opponent	Score	RPI	S	Opponent	Score	
22	A	Col orado	43 59									121	H	Penn	61 65	
												123	H	Marist	48 72	
												162	A	Air Force	54 47	
												238	A	Rider	66 60	
												271	A	Norfolk St.	58 65	
												318	H	N. C. A&T	72 49	
-----																
LAST 12 Division I GAMES:																
22	A	Col orado	43 59	271	A	Norfolk St.	58 65									
162	A	Air Force	54 47	123	H	Marist	48 72									
238	A	Rider	66 60													
318	H	N. C. A&T	72 49													
121	H	Penn	61 65													

Non-Div I Games: Catholic 81 36

Navy

Average RPI Win: 183

Average RPI Loss: 66

WON-LOST  
RECORDWINNING  
PCT. RANKLAST 10  
GAMESSTRENGTH OF  
SCHEDULEOPP. STRENGTH  
OF SCHEDULETEAM  
RPIADJ.  
RPICONF.  
RPIADJ CONF.  
RPIDIV. I ONLY  
DIV. I NON-CONF.4- 5  
4- 5193  
1931- 0  
1- 061  
6154  
54124  
124124  
1243  
33  
3

TOTALS

RPI 1-25

RPI 26-50

W-L RECORDS

RPI 51-100

RPI 101-150

RPI 150+

4- 5  
3- 1  
0- 4  
1- 00- 3  
0- 1  
0- 2  
0- 00- 0  
0- 0  
0- 0  
0- 0OVERALL  
HOME  
AWAY  
NEUTRAL1- 0  
0- 0  
0- 0  
1- 01- 1  
1- 0  
0- 1  
0- 02- 1  
2- 0  
0- 1  
0- 04- 5  
3- 1  
0- 4  
1- 00- 3  
0- 1  
0- 2  
0- 00- 0  
0- 0  
0- 0  
0- 0NON-CONFERENCE  
HOME  
AWAY  
NEUTRAL1- 0  
0- 0  
0- 0  
1- 01- 1  
1- 0  
0- 1  
0- 02- 1  
2- 0  
0- 1  
0- 00- 0  
0- 0  
0- 0  
0- 00- 0  
0- 0  
0- 0  
0- 00- 0  
0- 0  
0- 0  
0- 0CONFERENCE  
HOME  
AWAY  
NEUTRAL0- 0  
0- 0  
0- 0  
0- 00- 0  
0- 0  
0- 0  
0- 00- 0  
0- 0  
0- 0  
0- 0

RPI 1-25			
RPI	S	Opponent	Score
5	A	Louisville	68 85
9	H	Drake	77 83
14	A	Miami (FL)	68 82

RPI 26-50			
RPI	S	Opponent	Score

RPI 51-100			
RPI	S	Opponent	Score
87	N	Radford	77 39

RPI 101+			
Team's RPI: 124			
RPI	S	Opponent	Score
101	H	Kansas	58 52
122	A	Creighton	65 74
181	A	Washington St.	84 87
229	H	San Jose St.	96 63
316	H	USC Upstate	87 64

LAST 12 Division I GAMES:

87	N	Radford	77	39	229	H	San Jose St.	96	63
14	A	Miami (FL)	68	82	101	H	Kansas	58	52
181	A	Washington St.	84	87	122	A	Creighton	65	74
316	H	USC Upstate	87	64	5	A	Louisville	68	85
9	H	Drake	77	83					

Nebraska

Nebraska

Non-Div I Games:

Nebraska

Loss, 
 Non-Conf, S Site, 
 H Home
A Away 
 N Neutral

Average RPI Win: 270

Average RPI Loss: 98

WON-LOST  
RECORDWINNING  
PCT. RANKLAST 10  
GAMESSTRENGTH OF  
SCHEDULEOPP. STRENGTH  
OF SCHEDULETEAM  
RPIADJ.  
RPICONF.  
RPIADJ CONF.  
RPIDIV. I ONLY  
DIV. I NON-CONF.1- 6  
1- 6299  
2990- 1  
0- 138  
38225  
225217  
217217  
2179  
99  
9

TOTALS

RPI 1-25

RPI 26-50

W-L RECORDS

RPI 51-100

RPI 101-150

RPI 150+

1- 6 0- 1  
0- 3 0- 1  
1- 1 0- 0  
0- 2 0- 00- 0  
0- 0  
0- 0  
0- 0OVERALL  
HOME  
AWAY  
NEUTRAL0- 2  
0- 2  
0- 0  
0- 00- 3  
0- 0  
0- 1  
0- 21- 0  
0- 0  
1- 0  
0- 01- 6 0- 1  
0- 3 0- 1  
1- 1 0- 0  
0- 2 0- 00- 0  
0- 0  
0- 0  
0- 0NON-CONFERENCE  
HOME  
AWAY  
NEUTRAL0- 2  
0- 2  
0- 0  
0- 00- 3  
0- 0  
0- 1  
0- 21- 0  
0- 0  
1- 0  
0- 00- 0 0- 0  
0- 0 0- 0  
0- 0 0- 0  
0- 0 0- 00- 0  
0- 0  
0- 0  
0- 0CONFERENCE  
HOME  
AWAY  
NEUTRAL0- 0  
0- 0  
0- 0  
0- 00- 0  
0- 0  
0- 0  
0- 00- 0  
0- 0  
0- 0  
0- 0

RPI 1-25

RPI 26-50

RPI 51-100

RPI 101+

Team's RPI: 217

RPI S Opponent Score  
22 H Colorado 52 65

RPI S Opponent Score

RPI S Opponent Score  
86 H Southern California 51 72  
98 H Utah 52 74RPI S Opponent Score  
115 N UC Davis 68 84  
125 N Northern Ill. 69 98  
141 A Santa Clara 48 56  
270 A Long Beach St. 76 67

LAST 12 Division I GAMES:

125 N Northern Ill. 69 98

115 N UC Davis 68 84  
86 H Southern California 51 72  
22 H Colorado 52 65  
270 A Long Beach St. 76 67  
141 A Santa Clara 48 56  
98 H Utah 52 74N  
e  
v  
a  
d  
aN  
e  
v  
a  
d  
a

Non-Div I Games: Stanislaus St. 75 52

Nevada

Average RPI Win: 242 WON-LOST RECORD WINNING PCT. RANK LAST 10 GAMES STRENGTH OF SCHEDULE OPP. STRENGTH OF SCHEDULE TEAM RPI ADJ. RPI CONF. RPI ADJ. CONF. RPI

Average RPI Loss: 158

DIV. I ONLY	2- 7	272	1- 0	126	270	263	263	25	25
DIV. I NON-CONF.	2- 7	272	1- 0	126	270	263	263	25	25
TOTALS	RPI 1-25	RPI 26-50	W-L RECORDS	RPI 51-100	RPI 101-150	RPI 150+			
2- 7	0- 1	0- 1	OVERALL	0- 1	0- 0	2- 4			
2- 1	0- 0	0- 0	HOME	0- 0	0- 0	2- 1			
0- 6	0- 1	0- 1	AWAY	0- 1	0- 0	0- 3			
0- 0	0- 0	0- 0	NEUTRAL	0- 0	0- 0	0- 0			
2- 7	0- 1	0- 1	NON-CONFERENCE	0- 1	0- 0	2- 4			
2- 1	0- 0	0- 0	HOME	0- 0	0- 0	2- 1			
0- 6	0- 1	0- 1	AWAY	0- 1	0- 0	0- 3			
0- 0	0- 0	0- 0	NEUTRAL	0- 0	0- 0	0- 0			
0- 0	0- 0	0- 0	CONFERENCE	0- 0	0- 0	0- 0			
0- 0	0- 0	0- 0	HOME	0- 0	0- 0	0- 0			
0- 0	0- 0	0- 0	AWAY	0- 0	0- 0	0- 0			
0- 0	0- 0	0- 0	NEUTRAL	0- 0	0- 0	0- 0			

RPI	S	Opponent	Score	RPI	S	Opponent	Score	RPI	S	Opponent	Score	RPI	S	Opponent	Score	Team's RPI: 263
25	A	Minnesota	47 70	30	A	Northeastern	54 69	97	A	South Fla.	36 79	171	A	Boston U.	39 60	
												208	H	Holy Cross	74 62	
												212	H	Sacred Heart	60 71	
												236	A	Brown	70 76	
												276	H	Bryant	79 74	
												332	A	North Dakota St.	51 56	
LAST 12 Division I GAMES:																
208	H	Holy Cross	74 62	236	A	Brown	70 76	332	A	North Dakota St.	51 56	25	A	Minnesota	47 70	
97	A	South Fla.	36 79													
171	A	Boston U.	39 60													
276	H	Bryant	79 74													
30	A	Northeastern	54 69													
212	H	Sacred Heart	60 71													

Non-Div I Games: U New England 68 44

New Hampshire

Average RPI	Win:	163	WON-LOST	WINNING	LAST 10	STRENGTH OF	OPP. STRENGTH	TEAM	ADJ.	CONF.	ADJ CONF.
Average RPI	Loss:	40	RECORD	PCT. RANK	GAMES	SCHEDULE	OF SCHEDULE	RPI	RPI	RPI	RPI
DIV. I ONLY		7- 1		30	1- 0	129	66	36	36	9	9
DIV. I NON-CONF.		7- 1		30	1- 0	129	66	36	36	9	9
-----											
TOTALS	RPI 1-25		RPI 26-50		W-L RECORDS	RPI 51-100		RPI 101-150		RPI 150+	
7- 1	0- 0		0- 1		OVERALL	1- 0		3- 0		3- 0	
5- 1	0- 0		0- 1		HOME	1- 0		1- 0		3- 0	
2- 0	0- 0		0- 0		AWAY	0- 0		2- 0		0- 0	
0- 0	0- 0		0- 0		NEUTRAL	0- 0		0- 0		0- 0	
7- 1	0- 0		0- 1		NON-CONFERENCE	1- 0		3- 0		3- 0	
5- 1	0- 0		0- 1		HOME	1- 0		1- 0		3- 0	
2- 0	0- 0		0- 0		AWAY	0- 0		2- 0		0- 0	
0- 0	0- 0		0- 0		NEUTRAL	0- 0		0- 0		0- 0	
0- 0	0- 0		0- 0		CONFERENCE	0- 0		0- 0		0- 0	
0- 0	0- 0		0- 0		HOME	0- 0		0- 0		0- 0	
0- 0	0- 0		0- 0		AWAY	0- 0		0- 0		0- 0	
0- 0	0- 0		0- 0		NEUTRAL	0- 0		0- 0		0- 0	

RPI 1-25				RPI 26-50				Team's RPI: 36				RPI 51-100				RPI 101+			
RPI	S	Opponent	Score	RPI	S	Opponent	Score	RPI	S	Opponent	Score	RPI	S	Opponent	Score	RPI	S	Opponent	Score
				40	H	Auburn	76 79					83	H	New Mexico St.	83 58	118	H	Hartford	72 65
																129	A	Houston	89 84
																136	A	Northern Ari z.	84 55
																182	H	Okl ahoma	84 80
																183	H	Texas St.	82 51
																312	H	UTEP	69 51
LAST 12 Division I GAMES:																			
				312	H	UTEP	69 51					118	H	Hartford	72 65				
				83	H	New Mexico St.	83 58					40	H	Auburn	76 79				
				182	H	Okl ahoma	84 80					136	A	Northern Ari z.	84 55				
				129	A	Houston	89 84												
				183	H	Texas St.	82 51												

Non-Div I Games:

New Mexico

Average RPI	Win:	228	WON-LOST	WINNING	LAST 10	STRENGTH OF	OPP. STRENGTH	TEAM	ADJ.	CONF.	ADJ CONF.
Average RPI	Loss:	78	RECORD	PCT. RANK	GAMES	SCHEDULE	OF SCHEDULE	RPI	RPI	RPI	RPI
DIV. I ONLY		3- 2		128	1- 0	71	247	83	83	30	30
DIV. I NON-CONF.		3- 2		128	1- 0	71	247	83	83	30	30
-----											
TOTALS	RPI 1-25		RPI 26-50		W-L RECORDS	RPI 51-100		RPI 101-150		RPI 150+	
3- 2	0- 0		0- 1		OVERALL	1- 0		0- 1		2- 0	
1- 1	0- 0		0- 0		HOME	1- 0		0- 1		0- 0	
2- 1	0- 0		0- 1		AWAY	0- 0		0- 0		2- 0	
0- 0	0- 0		0- 0		NEUTRAL	0- 0		0- 0		0- 0	
3- 2	0- 0		0- 1		NON-CONFERENCE	1- 0		0- 1		2- 0	
1- 1	0- 0		0- 0		HOME	1- 0		0- 1		0- 0	
2- 1	0- 0		0- 1		AWAY	0- 0		0- 0		2- 0	
0- 0	0- 0		0- 0		NEUTRAL	0- 0		0- 0		0- 0	
0- 0	0- 0		0- 0		CONFERENCE	0- 0		0- 0		0- 0	
0- 0	0- 0		0- 0		HOME	0- 0		0- 0		0- 0	
0- 0	0- 0		0- 0		AWAY	0- 0		0- 0		0- 0	
0- 0	0- 0		0- 0		NEUTRAL	0- 0		0- 0		0- 0	

RPI 1-25	RPI 26-50	RPI 51-100	Team's RPI: 83	RPI 101+
RPI S Opponent Score	RPI S Opponent Score	RPI S Opponent Score		RPI S Opponent Score
	36 A New Mexico 58 83	70 H Denver 66 64		120 H Abilene Christian 46 58
				302 A Western Mich. 66 54
				312 A UTEP 69 65
LAST 12 Division I GAMES:				
	70 H Denver 66 64	36 A New Mexico 58 83		
		120 H Abilene Christian 46 58		
		312 A UTEP 69 65		
		302 A Western Mich. 66 54		

Non-Div I Games: Tex. Permian Basin 70 38 Northern N.M. 101 51

New Mexico St.

Average RPI Win:	272	WON-LOST	WINNING	LAST 10	STRENGTH OF	OPP. STRENGTH	TEAM	ADJ.	CONF.	ADJ CONF.
Average RPI Loss:	136	RECORD	PCT. RANK	GAMES	SCHEDULE	OF SCHEDULE	RPI	RPI	RPI	RPI
DIV. I ONLY	1- 4	286	0- 0	80	239	210	210	23	23	
DIV. I NON-CONF.	1- 4	286	0- 0	80	239	210	210	23	23	
-----										
TOTALS	RPI 1-25	RPI 26-50	W-L RECORDS	RPI 51-100	RPI 101-150	RPI 150+				
1- 4	0- 1	0- 0	OVERALL	0- 0	0- 2	1- 1				
0- 1	0- 0	0- 0	HOME	0- 0	0- 0	0- 1				
1- 3	0- 1	0- 0	AWAY	0- 0	0- 2	1- 0				
0- 0	0- 0	0- 0	NEUTRAL	0- 0	0- 0	0- 0				
1- 4	0- 1	0- 0	NON-CONFERENCE	0- 0	0- 2	1- 1				
0- 1	0- 0	0- 0	HOME	0- 0	0- 0	0- 1				
1- 3	0- 1	0- 0	AWAY	0- 0	0- 2	1- 0				
0- 0	0- 0	0- 0	NEUTRAL	0- 0	0- 0	0- 0				
0- 0	0- 0	0- 0	CONFERENCE	0- 0	0- 0	0- 0				
0- 0	0- 0	0- 0	HOME	0- 0	0- 0	0- 0				
0- 0	0- 0	0- 0	AWAY	0- 0	0- 0	0- 0				
0- 0	0- 0	0- 0	NEUTRAL	0- 0	0- 0	0- 0				

RPI 1-25				RPI 26-50				RPI 51-100				RPI 101+ Team's RPI: 210			
RPI	S	Opponent	Score	RPI	S	Opponent	Score	RPI	S	Opponent	Score	RPI	S	Opponent	Score
14	A	Mi ami (FL)	38 78									130	A	Pi ttsburgh	38 90
												133	A	Ri ce	56 67
												265	H	La. -Monroe	44 57
												272	A	Memphi s	66 59
-----															
LAST 12 Division I GAMES:															
133	A	Ri ce	56 67	14	A	Mi ami (FL)	38 78								
265	H	La. -Monroe	44 57	272	A	Memphi s	66 59								
130	A	Pi ttsburgh	38 90												

Non-Div I Games: Dillard 68 59 Centenary (LA) 104 42 Trinity Baptist 93 38 New Orleans



Average RPI Win:	321	WON-LOST	WINNING	LAST 10	STRENGTH OF	OPP. STRENGTH	TEAM	ADJ.	CONF.	ADJ CONF.
Average RPI Loss:	170	RECORD	PCT. RANK	GAMES	SCHEDULE	OF SCHEDULE	RPI	RPI	RPI	RPI
DIV. I ONLY	2- 6	263	1- 0	253	217	306	306	28	28	
DIV. I NON-CONF.	2- 6	263	1- 0	253	217	306	306	28	28	
-----										
TOTALS	RPI 1-25	RPI 26-50	W-L RECORDS	RPI 51-100	RPI 101-150	RPI 150+				
2- 6	0- 1	0- 0	OVERALL	0- 0	0- 2	2- 3				
1- 2	0- 0	0- 0	HOME	0- 0	0- 0	1- 2				
0- 3	0- 1	0- 0	AWAY	0- 0	0- 1	0- 1				
1- 1	0- 0	0- 0	NEUTRAL	0- 0	0- 1	1- 0				
2- 6	0- 1	0- 0	NON-CONFERENCE	0- 0	0- 2	2- 3				
1- 2	0- 0	0- 0	HOME	0- 0	0- 0	1- 2				
0- 3	0- 1	0- 0	AWAY	0- 0	0- 1	0- 1				
1- 1	0- 0	0- 0	NEUTRAL	0- 0	0- 1	1- 0				
0- 0	0- 0	0- 0	CONFERENCE	0- 0	0- 0	0- 0				
0- 0	0- 0	0- 0	HOME	0- 0	0- 0	0- 0				
0- 0	0- 0	0- 0	AWAY	0- 0	0- 0	0- 0				
0- 0	0- 0	0- 0	NEUTRAL	0- 0	0- 0	0- 0				

RPI	S	Opponent	Score	RPI	S	Opponent	Score	RPI	S	Opponent	Score	RPI	S	Opponent	Score	Team's RPI: 306
8	A	Iowa St.	35 95									117	A	Buffalo	61 88	
												131	N	Yale	64 67	
												219	H	Howard	61 68	
												241	H	St. Bonaventure	48 76	
												300	H	Binghamton	79 72	
												303	A	Saint Joseph's	54 68	
												341	N	Morgan St.	67 57	
-----																
LAST 12 Division I GAMES:																
341	N	Morgan St.	67 57	219	H	Howard	61 68	303	A	Saint Joseph's	54 68	117	A	Buffalo	61 88	
131	N	Yale	64 67					8	A	Iowa St.	35 95	241	H	St. Bonaventure	48 76	
300	H	Binghamton	79 72													

Non-Div I Games:

Niagara

Average RPI Win:	256	WON-LOST	WINNING	LAST 10	STRENGTH OF	OPP. STRENGTH	TEAM	ADJ.	CONF.	ADJ CONF.
Average RPI Loss:	94	RECORD	PCT. RANK	GAMES	SCHEDULE	OF SCHEDULE	RPI	RPI	RPI	RPI
DIV. I ONLY	4- 5	193	0- 1	163	155	149	149	23	23	
DIV. I NON-CONF.	4- 5	193	0- 1	163	155	149	149	23	23	
-----										
TOTALS	RPI 1-25	RPI 26-50	W-L RECORDS	RPI 51-100	RPI 101-150	RPI 150+				
4- 5	0- 1	0- 2	OVERALL	0- 0	0- 0	4- 2				
1- 0	0- 0	0- 0	HOME	0- 0	0- 0	1- 0				
2- 4	0- 1	0- 2	AWAY	0- 0	0- 0	2- 1				
1- 1	0- 0	0- 0	NEUTRAL	0- 0	0- 0	1- 1				
4- 5	0- 1	0- 2	NON-CONFERENCE	0- 0	0- 0	4- 2				
1- 0	0- 0	0- 0	HOME	0- 0	0- 0	1- 0				
2- 4	0- 1	0- 2	AWAY	0- 0	0- 0	2- 1				
1- 1	0- 0	0- 0	NEUTRAL	0- 0	0- 0	1- 1				
0- 0	0- 0	0- 0	CONFERENCE	0- 0	0- 0	0- 0				
0- 0	0- 0	0- 0	HOME	0- 0	0- 0	0- 0				
0- 0	0- 0	0- 0	AWAY	0- 0	0- 0	0- 0				
0- 0	0- 0	0- 0	NEUTRAL	0- 0	0- 0	0- 0				

RPI 1-25				RPI 26-50				RPI 51-100				RPI 101+ Team's RPI: 149			
RPI	S	Opponent	Score	RPI	S	Opponent	Score	RPI	S	Opponent	Score	RPI	S	Opponent	Score
11	A	Bayl or	39 100	29	A	Tul ane	46 71					183	A	Texas St.	67 72
				40	A	Auburn	59 80					198	N	Texas Southern	58 57
												206	N	Del aware	56 71
												248	H	Mi ssi ssi ppi Val .	72 47
												265	A	La. -Monroe	55 54
												312	A	UTEP	58 56
LAST 12 Division I GAMES:															
183	A	Texas St.	67 72	206	N	Del aware	56 71								
265	A	La. -Monroe	55 54	40	A	Auburn	59 80								
29	A	Tul ane	46 71	11	A	Bayl or	39 100								
248	H	Mi ssi ssi ppi Val .	72 47												
198	N	Texas Southern	58 57												
312	A	UTEP	58 56												

Non-Div I Games: Southern-N.O. 86 49

Nicholls St.

Average RPI	Win:	270	WON-LOST	WINNING	LAST 10	STRENGTH OF	OPP. STRENGTH	TEAM	ADJ.	CONF.	ADJ CONF.
Average RPI	Loss:	184	RECORD	PCT. RANK	GAMES	SCHEDULE	OF SCHEDULE	RPI	RPI	RPI	RPI
DIV. I ONLY		3- 5		218	1- 0	257	242	271	271	32	32
DIV. I NON-CONF.		3- 5		218	1- 0	257	242	271	271	32	32
<hr/>											
TOTALS	RPI 1-25		RPI 26-50		W-L RECORDS	RPI 51-100		RPI 101-150		RPI 150+	
3- 5	0- 0		0- 1		OVERALL	0- 0		0- 1		3- 3	
2- 1	0- 0		0- 0		HOME	0- 0		0- 0		2- 1	
0- 4	0- 0		0- 1		AWAY	0- 0		0- 1		0- 2	
1- 0	0- 0		0- 0		NEUTRAL	0- 0		0- 0		1- 0	
3- 5	0- 0		0- 1		NON-CONFERENCE	0- 0		0- 1		3- 3	
2- 1	0- 0		0- 0		HOME	0- 0		0- 0		2- 1	
0- 4	0- 0		0- 1		AWAY	0- 0		0- 1		0- 2	
1- 0	0- 0		0- 0		NEUTRAL	0- 0		0- 0		1- 0	
0- 0	0- 0		0- 0		CONFERENCE	0- 0		0- 0		0- 0	
0- 0	0- 0		0- 0		HOME	0- 0		0- 0		0- 0	
0- 0	0- 0		0- 0		AWAY	0- 0		0- 0		0- 0	
0- 0	0- 0		0- 0		NEUTRAL	0- 0		0- 0		0- 0	

RPI 1-25				RPI 26-50				RPI 51-100				RPI 101+				Team's RPI: 271	
RPI	S	Opponent	Score	RPI	S	Opponent	Score	RPI	S	Opponent	Score	RPI	S	Opponent	Score		
				31	A	Old Domini on	53 69					150	A	Lehi gh	41 62		
												177	H	Navy	65 58		
												220	H	Campbel l	49 57		
												232	A	Ole Mi ss	42 60		
												281	N	Li berty	66 53		
												289	A	La Sal le	52 62		
												351	H	Longwood	74 42		
LAST 12 Divi si on I GAMES:																	
				220	H	Campbel l	49 57					281	N	Li berty	66 53		
				177	H	Navy	65 58					351	H	Longwood	74 42		
				31	A	Old Domi ni on	53 69					289	A	La Sal le	52 62		
				232	A	Ole Mi ss	42 60					150	A	Lehi gh	41 62		

Non-Div I Games: Cheyney 93 40

Norfolk St.

Average RPI	Win:	230	WON-LOST	WINNING	LAST 10	STRENGTH OF	OPP. STRENGTH	TEAM	ADJ.	CONF.	ADJ CONF.
Average RPI	Loss:	56	RECORD	PCT. RANK	GAMES	SCHEDULE	OF SCHEDULE	RPI	RPI	RPI	RPI
DIV. I ONLY		4- 1		45	0- 0	306	40	106	106	24	24
DIV. I NON-CONF.		4- 1		45	0- 0	306	40	106	106	24	24
-----											
TOTALS	RPI 1-25		RPI 26-50		W-L RECORDS	RPI 51-100		RPI 101-150		RPI 150+	
4- 1	0- 0		0- 0		OVERALL	0- 1		0- 0		4- 0	
1- 0	0- 0		0- 0		HOME	0- 0		0- 0		1- 0	
2- 1	0- 0		0- 0		AWAY	0- 1		0- 0		2- 0	
1- 0	0- 0		0- 0		NEUTRAL	0- 0		0- 0		1- 0	
4- 1	0- 0		0- 0		NON-CONFERENCE	0- 1		0- 0		4- 0	
1- 0	0- 0		0- 0		HOME	0- 0		0- 0		1- 0	
2- 1	0- 0		0- 0		AWAY	0- 1		0- 0		2- 0	
1- 0	0- 0		0- 0		NEUTRAL	0- 0		0- 0		1- 0	
0- 0	0- 0		0- 0		CONFERENCE	0- 0		0- 0		0- 0	
0- 0	0- 0		0- 0		HOME	0- 0		0- 0		0- 0	
0- 0	0- 0		0- 0		AWAY	0- 0		0- 0		0- 0	
0- 0	0- 0		0- 0		NEUTRAL	0- 0		0- 0		0- 0	

RPI 1-25				RPI 26-50				RPI 51-100				RPI 101+ Team's RPI: 106				
RPI	S	Opponent	Score	RPI	S	Opponent	Score	RPI	S	Opponent	Score	RPI	S	Opponent	Score	
								56	A	Xavier	81	94	155	A	Vanderbilt	74 71
												191	N	Southeast Mo. St.	80 67	
												244	H	Alabama St.	68 42	
												329	A	Western Caro.	89 66	
-----																
LAST 12 Division I GAMES:																
								56	A	Xavier	81	94	191	N	Southeast Mo. St.	80 67
								329	A	Western Caro.	89	66	244	H	Alabama St.	68 42
													155	A	Vanderbilt	74 71

Non-Div I Games: Stillman 99 43 Martin Methodist 79 48 Lane 98 57 Blue Mountain (MS) 70 42 North Ala.

Average RPI Win: 162

Average RPI Loss: 46

WON-LOST  
RECORDWINNING  
PCT. RANKLAST 10  
GAMESSTRENGTH OF  
SCHEDULEOPP. STRENGTH  
OF SCHEDULETEAM  
RPIADJ.  
RPICONF.  
RPIADJ CONF.  
RPIDIV. I ONLY  
DIV. I NON-CONF.7- 4  
7- 4110  
1101- 0  
1- 052  
5297  
9752  
5252  
521  
11  
1

TOTALS

RPI 1-25

RPI 26-50

W-L RECORDS

RPI 51-100

RPI 101-150

RPI 150+

7- 4 0- 2  
4- 1 0- 0  
1- 2 0- 1  
2- 1 0- 11- 0  
0- 0  
0- 0  
1- 0OVERALL  
HOME  
AWAY  
NEUTRAL2- 2  
1- 1  
0- 1  
1- 00- 0  
0- 0  
0- 0  
0- 04- 0  
3- 0  
1- 0  
0- 07- 4 0- 2  
4- 1 0- 0  
1- 2 0- 1  
2- 1 0- 11- 0  
0- 0  
0- 0  
1- 0NON-CONFERENCE  
HOME  
AWAY  
NEUTRAL2- 2  
1- 1  
0- 1  
1- 00- 0  
0- 0  
0- 0  
0- 04- 0  
3- 0  
1- 0  
0- 00- 0 0- 0  
0- 0 0- 0  
0- 0 0- 0  
0- 0 0- 00- 0  
0- 0  
0- 0  
0- 0CONFERENCE  
HOME  
AWAY  
NEUTRAL0- 0  
0- 0  
0- 0  
0- 00- 0  
0- 0  
0- 0  
0- 00- 0  
0- 0  
0- 0  
0- 0

RPI 1-25

RPI 26-50

RPI 51-100 Team's RPI: 52

RPI 101+

RPI	S	Opponent	Score
17	N	Kentucky	75 85
22	A	Colorado	74 86

RPI	S	Opponent	Score
44	N	UCLA	83 49

RPI	S	Opponent	Score
54	H	Maine	73 85
80	H	VCU	59 47
91	A	Ohio St.	69 76
97	N	South Fla.	71 69

RPI	S	Opponent	Score
170	H	Kent St.	73 60
187	H	UNCW	82 55
211	A	Elon	100 69
344	H	UNC Greensboro	83 62

LAST 12 Division I GAMES:

91	A	Ohio St.	69	76	344	H	UNC Greensboro	83	62
17	N	Kentucky	75	85	187	H	UNCW	82	55
97	N	South Fla.	71	69	54	H	Maine	73	85
44	N	UCLA	83	49	170	H	Kent St.	73	60
22	A	Colorado	74	86	211	A	Elon	100	69
80	H	VCU	59	47					

North Carolina

North Carolina

Non-Div I Games:

North Carolina

Loss, 
 Non-Conf, S Site, 
 H Home
A Away 
 N Neutral

Average RPI Win:	220	WON-LOST	WINNING	LAST 10	STRENGTH OF	OPP. STRENGTH	TEAM	ADJ.	CONF.	ADJ CONF.
Average RPI Loss:	117	RECORD	PCT. RANK	GAMES	SCHEDULE	OF SCHEDULE	RPI	RPI	RPI	RPI
DIV. I ONLY	2- 7	272	0- 0	94	117	175	175	13	13	
DIV. I NON-CONF.	2- 7	272	0- 0	94	117	175	175	13	13	
-----										
TOTALS	RPI 1-25	RPI 26-50	W-L RECORDS	RPI 51-100	RPI 101-150	RPI 150+				
2- 7	0- 2	0- 0	OVERALL	0- 0	0- 3	2- 2				
0- 1	0- 0	0- 0	HOME	0- 0	0- 0	0- 1				
2- 6	0- 2	0- 0	AWAY	0- 0	0- 3	2- 1				
0- 0	0- 0	0- 0	NEUTRAL	0- 0	0- 0	0- 0				
2- 7	0- 2	0- 0	NON-CONFERENCE	0- 0	0- 3	2- 2				
0- 1	0- 0	0- 0	HOME	0- 0	0- 0	0- 1				
2- 6	0- 2	0- 0	AWAY	0- 0	0- 3	2- 1				
0- 0	0- 0	0- 0	NEUTRAL	0- 0	0- 0	0- 0				
0- 0	0- 0	0- 0	CONFERENCE	0- 0	0- 0	0- 0				
0- 0	0- 0	0- 0	HOME	0- 0	0- 0	0- 0				
0- 0	0- 0	0- 0	AWAY	0- 0	0- 0	0- 0				
0- 0	0- 0	0- 0	NEUTRAL	0- 0	0- 0	0- 0				

RPI 1-25				RPI 26-50				RPI 51-100				RPI 101+				Team's RPI: 175
RPI	S	Opponent	Score	RPI	S	Opponent	Score	RPI	S	Opponent	Score	RPI	S	Opponent	Score	
8	A	Iowa St.	35 87									103	A	UNI	60 64	
10	A	Syracuse	49 85									111	A	Penn St.	68 75	
												144	A	Rhode Island	63 77	
												179	A	Massachusetts	59 52	
												188	H	Milwaukee	46 64	
												257	A	Illinois St.	55 67	
												261	A	Valparaiso	62 56	
-----																
LAST 12 Division I GAMES:																
144	A	Rhode Island	63 77	8	A	Iowa St.	35 87									
111	A	Penn St.	68 75	188	H	Milwaukee	46 64									
257	A	Illinois St.	55 67	103	A	UNI	60 64									
261	A	Valparaiso	62 56	179	A	Massachusetts	59 52									
10	A	Syracuse	49 85													

Non-Div I Games: Mayville St. 84 50

North Dakota

Average RPI Win: **263**  
 Average RPI Loss: **167**

WON-LOST  
RECORD

WINNING  
PCT. RANK

LAST 10  
GAMES

STRENGTH OF  
SCHEDULE

OPP. STRENGTH  
OF SCHEDULE

TEAM  
RPI

ADJ.  
RPI

CONF.  
RPI

ADJ CONF.  
RPI

DIV. I ONLY	1- 7	308	0- 1	264	198	332	332	13	13
DIV. I NON-CONF.	1- 7	308	0- 1	264	198	332	332	13	13
<hr/>									
TOTALS	RPI 1-25	RPI 26-50	W-L RECORDS	RPI 51-100	RPI 101-150	RPI 150+			
1- 7	0- 0	0- 0	OVERALL	0- 1	0- 3	1- 3			
1- 3	0- 0	0- 0	HOME	0- 0	0- 1	1- 2			
0- 3	0- 0	0- 0	AWAY	0- 1	0- 2	0- 0			
0- 1	0- 0	0- 0	NEUTRAL	0- 0	0- 0	0- 1			
1- 7	0- 0	0- 0	NON-CONFERENCE	0- 1	0- 3	1- 3			
1- 3	0- 0	0- 0	HOME	0- 0	0- 1	1- 2			
0- 3	0- 0	0- 0	AWAY	0- 1	0- 2	0- 0			
0- 1	0- 0	0- 0	NEUTRAL	0- 0	0- 0	0- 1			
0- 0	0- 0	0- 0	CONFERENCE	0- 0	0- 0	0- 0			
0- 0	0- 0	0- 0	HOME	0- 0	0- 0	0- 0			
0- 0	0- 0	0- 0	AWAY	0- 0	0- 0	0- 0			
0- 0	0- 0	0- 0	NEUTRAL	0- 0	0- 0	0- 0			

RPI 1-25				RPI 26-50				RPI 51-100				RPI 101+ Team's RPI: 332					
RPI	S	Opponent	Score	RPI	S	Opponent	Score	RPI	S	Opponent	Score	RPI	S	Opponent	Score		
								84	A	Paci fi c	68	75	122	H	Creighton	51	86
												125	A	Northern Ill.	63	81	
												146	A	Wi sconsi n	53	64	
												188	H	Mi l waukee	55	57	
												221	H	UMKC	59	69	
												263	H	New Hampshire	56	51	
												283	N	North Texas	78	92	
LAST 12 Division I GAMES:																	
				188	H	Mi l waukee	55	57	221	H	UMKC	59	69				
				122	H	Creighton	51	86	125	A	Northern Ill.	63	81				
									283	N	North Texas	78	92				
									84	A	Paci fi c	68	75				
									146	A	Wi sconsi n	53	64				
									263	H	New Hampshire	56	51				

Non-Div I Games: Mayville St. 49 43

North Dakota St.

Average RPI Win: 338

Average RPI Loss: 55

WON-LOST  
RECORDWINNING  
PCT. RANKLAST 10  
GAMESSTRENGTH OF  
SCHEDULEOPP. STRENGTH  
OF SCHEDULETEAM  
RPIADJ.  
RPICONF.  
RPIADJ CONF.  
RPIDIV. I ONLY  
DIV. I NON-CONF.3- 3  
3- 3163  
1631- 0  
1- 0273  
273163  
163230  
230230  
23024  
2424  
24

TOTALS

RPI 1-25

RPI 26-50

W-L RECORDS

RPI 51-100

RPI 101-150

RPI 150+

3- 3  
3- 0  
0- 3  
0- 00- 2  
0- 0  
0- 2  
0- 00- 0  
0- 0  
0- 0  
0- 0OVERALL  
HOME  
AWAY  
NEUTRAL0- 0  
0- 0  
0- 0  
0- 00- 1  
0- 0  
0- 1  
0- 03- 0  
3- 0  
0- 0  
0- 03- 3  
3- 0  
0- 3  
0- 00- 2  
0- 0  
0- 2  
0- 00- 0  
0- 0  
0- 0  
0- 0NON-CONFERENCE  
HOME  
AWAY  
NEUTRAL0- 0  
0- 0  
0- 0  
0- 00- 1  
0- 0  
0- 1  
0- 03- 0  
3- 0  
0- 0  
0- 00- 0  
0- 0  
0- 0  
0- 00- 0  
0- 0  
0- 0  
0- 00- 0  
0- 0  
0- 0  
0- 0CONFERENCE  
HOME  
AWAY  
NEUTRAL0- 0  
0- 0  
0- 0  
0- 00- 0  
0- 0  
0- 0  
0- 00- 0  
0- 0  
0- 0  
0- 0

RPI 1-25

RPI	S	Opponent	Score
15	A	Indiana	52 75
21	A	Florida St.	53 74

RPI 26-50

RPI	S	Opponent	Score
-----	---	----------	-------

RPI 51-100

RPI	S	Opponent	Score
-----	---	----------	-------

RPI 101+

Team's RPI: 230

RPI	S	Opponent	Score
128	A	Colorado St.	59 61
328	H	FIU	62 53
339	H	Florida A&M	64 53
347	H	Charleston So.	82 76

LAST 12 Division I GAMES:

328	H	FIU	62	53	21	A	Florida St.	53	74
128	A	Colorado St.	59	61					
347	H	Charleston So.	82	76					
15	A	Indiana	52	75					
339	H	Florida A&M	64	53					

Non-Div I Games: Trinity Baptist 99 40

North Florida



Average RPI Win:	292	WON-LOST	WINNING	LAST 10	STRENGTH OF	OPP. STRENGTH	TEAM	ADJ.	CONF.	ADJ CONF.
Average RPI Loss:	95	RECORD	PCT. RANK	GAMES	SCHEDULE	OF SCHEDULE	RPI	RPI	RPI	RPI
DIV. I ONLY	3- 5	218	0- 1	291	61	283	283	18	18	
DIV. I NON-CONF.	3- 5	218	0- 1	291	61	283	283	18	18	
-----										
TOTALS	RPI 1-25	RPI 26-50	W-L RECORDS	RPI 51-100	RPI 101-150	RPI 150+				
3- 5	0- 0	0- 2	OVERALL	0- 2	0- 0	3- 1				
2- 2	0- 0	0- 1	HOME	0- 1	0- 0	2- 0				
0- 2	0- 0	0- 0	AWAY	0- 1	0- 0	0- 1				
1- 1	0- 0	0- 1	NEUTRAL	0- 0	0- 0	1- 0				
3- 5	0- 0	0- 2	NON-CONFERENCE	0- 2	0- 0	3- 1				
2- 2	0- 0	0- 1	HOME	0- 1	0- 0	2- 0				
0- 2	0- 0	0- 0	AWAY	0- 1	0- 0	0- 1				
1- 1	0- 0	0- 1	NEUTRAL	0- 0	0- 0	1- 0				
0- 0	0- 0	0- 0	CONFERENCE	0- 0	0- 0	0- 0				
0- 0	0- 0	0- 0	HOME	0- 0	0- 0	0- 0				
0- 0	0- 0	0- 0	AWAY	0- 0	0- 0	0- 0				
0- 0	0- 0	0- 0	NEUTRAL	0- 0	0- 0	0- 0				

RPI 1-25				RPI 26-50				RPI 51-100				RPI 101+ Team's RPI: 283			
RPI	S	Opponent	Score	RPI	S	Opponent	Score	RPI	S	Opponent	Score	RPI	S	Opponent	Score
47	N	Wyomi ng	49 53	49	53			89	H	Utah St.	41 57	195	A	SMU	66 73
48	H	Texas	54 64	54	64			95	A	Kansas St.	42 60	245	H	Missouri St.	83 76
												299	H	Houston Baptist	100 75
												332	N	North Dakota St.	92 78
LAST 12 Division I GAMES:															
47	N	Wyomi ng	49 53	49	53			89	H	Utah St.	41 57	299	H	Houston Baptist	100 75
95	A	Kansas St.	42 60	42	60			245	H	Missouri St.	83 76	195	A	SMU	66 73
48	H	Texas	54 64	54	64			332	N	North Dakota St.	92 78				

Non-Div I Games: Mid-Amer. Christian 82 35

North Texas

Average RPI Win: 185

Average RPI Loss: 0

WON-LOST  
RECORDWINNING  
PCT. RANKLAST 10  
GAMESSTRENGTH OF  
SCHEDULEOPP. STRENGTH  
OF SCHEDULETEAM  
RPIADJ.  
RPICONF.  
RPIADJ CONF.  
RPIDIV. I ONLY  
DIV. I NON-CONF.8- 0  
8- 01  
11- 0  
1- 0236  
23634  
3430  
3030  
3012  
1212  
12

TOTALS

RPI 1-25

RPI 26-50

W-L RECORDS

RPI 51-100

RPI 101-150

RPI 150+

8- 0  
5- 0  
3- 0  
0- 00- 0  
0- 0  
0- 0  
0- 00- 0  
0- 0  
0- 0  
0- 0OVERALL  
HOME  
AWAY  
NEUTRAL1- 0  
0- 0  
1- 0  
0- 00- 0  
0- 0  
0- 0  
0- 07- 0  
5- 0  
2- 0  
0- 08- 0  
5- 0  
3- 0  
0- 00- 0  
0- 0  
0- 0  
0- 00- 0  
0- 0  
0- 0  
0- 0NON-CONFERENCE  
HOME  
AWAY  
NEUTRAL1- 0  
0- 0  
1- 0  
0- 00- 0  
0- 0  
0- 0  
0- 07- 0  
5- 0  
2- 0  
0- 00- 0  
0- 0  
0- 0  
0- 00- 0  
0- 0  
0- 0  
0- 00- 0  
0- 0  
0- 0  
0- 0CONFERENCE  
HOME  
AWAY  
NEUTRAL0- 0  
0- 0  
0- 0  
0- 00- 0  
0- 0  
0- 0  
0- 00- 0  
0- 0  
0- 0  
0- 0

RPI 1-25

RPI 26-50

Team's RPI: 30

RPI 51-100

RPI 101+

RPI S Opponent Score

RPI S Opponent Score

RPI S Opponent Score  
94 A Dayton 84 79RPI S Opponent Score  
161 H Fordham 58 54  
162 H Air Force 54 41  
171 H Boston U. 81 51  
179 H Massachusetts 53 52  
197 A Florida 79 66  
253 A Fairfield 59 50  
263 H New Hampshire 69 54

LAST 12 Division I GAMES:

253 A Fairfield 59 50  
179 H Massachusetts 53 52  
197 A Florida 79 66162 H Air Force 54 41  
263 H New Hampshire 69 54  
94 A Dayton 84 79  
161 H Fordham 58 54  
171 H Boston U. 81 51N  
o  
r  
t  
h  
e  
a  
s  
t  
e  
r  
nN  
o  
r  
t  
h  
e  
a  
s  
t  
e  
r  
n

Non-Div I Games:

Northeastern

Average RPI Win:	190	WON-LOST	WINNING	LAST 10	STRENGTH OF	OPP. STRENGTH	TEAM	ADJ.	CONF.	ADJ CONF.
Average RPI Loss:	104	RECORD	PCT. RANK	GAMES	SCHEDULE	OF SCHEDULE	RPI	RPI	RPI	RPI
DIV. I ONLY	4- 4	163	0- 1	141	89	136	136	11	11	
DIV. I NON-CONF.	4- 4	163	0- 1	141	89	136	136	11	11	
-----										
TOTALS	RPI 1-25	RPI 26-50	W-L RECORDS	RPI 51-100	RPI 101-150	RPI 150+				
4- 4	0- 0	0- 1	OVERALL	1- 1	1- 1	2- 1				
2- 1	0- 0	0- 1	HOME	0- 0	1- 0	1- 0				
2- 2	0- 0	0- 0	AWAY	1- 1	0- 1	1- 0				
0- 1	0- 0	0- 0	NEUTRAL	0- 0	0- 0	0- 1				
4- 4	0- 0	0- 1	NON-CONFERENCE	1- 1	1- 1	2- 1				
2- 1	0- 0	0- 1	HOME	0- 0	1- 0	1- 0				
2- 2	0- 0	0- 0	AWAY	1- 1	0- 1	1- 0				
0- 1	0- 0	0- 0	NEUTRAL	0- 0	0- 0	0- 1				
0- 0	0- 0	0- 0	CONFERENCE	0- 0	0- 0	0- 0				
0- 0	0- 0	0- 0	HOME	0- 0	0- 0	0- 0				
0- 0	0- 0	0- 0	AWAY	0- 0	0- 0	0- 0				
0- 0	0- 0	0- 0	NEUTRAL	0- 0	0- 0	0- 0				

RPI	S	Opponent	Score	RPI	S	Opponent	Score	RPI	S	Opponent	Score	RPI	S	Opponent	Score	Team's RPI: 136
36	H	New Mexico	55 84	58	A	Washington	59 81	119	H	Fresno St.	86 73	128	A	Colorado St.	54 65	
				93	A	Loyola Marymount	63 62	195	N	SMU	48 55	254	A	Seattle U	65 58	
								294	H	California Baptist	91 88					
LAST 12 Division I GAMES:																
36	H	New Mexico	55 84	195	N	SMU	48 55									
128	A	Colorado St.	54 65	119	H	Fresno St.	86 73									
93	A	Loyola Marymount	63 62													
294	H	California Baptist	91 88													
58	A	Washington	59 81													
254	A	Seattle U	65 58													

Non-Div I Games:

Northern Ariz.

Average RPI Win: 149

Average RPI Loss: 86

WON-LOST  
RECORDWINNING  
PCT. RANKLAST 10  
GAMESSTRENGTH OF  
SCHEDULEOPP. STRENGTH  
OF SCHEDULETEAM  
RPIADJ.  
RPICONF.  
RPIADJ CONF.  
RPIDIV. I ONLY  
DIV. I NON-CONF.5- 3  
5- 3113  
1131- 0  
1- 091  
9149  
4938  
3838  
3811  
1111  
11

TOTALS

RPI 1-25

RPI 26-50

W-L RECORDS

RPI 51-100

RPI 101-150

RPI 150+

5- 3 0- 1  
3- 0 0- 0  
2- 3 0- 1  
0- 0 0- 00- 0  
0- 0  
0- 0  
0- 0OVERALL  
HOME  
AWAY  
NEUTRAL1- 1  
1- 0  
0- 1  
0- 02- 0  
1- 0  
1- 0  
0- 02- 1  
1- 0  
1- 1  
0- 05- 3 0- 1  
3- 0 0- 0  
2- 3 0- 1  
0- 0 0- 00- 0  
0- 0  
0- 0  
0- 0NON-CONFERENCE  
HOME  
AWAY  
NEUTRAL1- 1  
1- 0  
0- 1  
0- 02- 0  
1- 0  
1- 0  
0- 02- 1  
1- 0  
1- 1  
0- 00- 0 0- 0  
0- 0 0- 0  
0- 0 0- 0  
0- 0 0- 00- 0  
0- 0  
0- 0  
0- 0CONFERENCE  
HOME  
AWAY  
NEUTRAL0- 0  
0- 0  
0- 0  
0- 00- 0  
0- 0  
0- 0  
0- 00- 0  
0- 0  
0- 0  
0- 0

RPI 1-25

RPI 26-50

Team's RPI: 38

RPI 51-100

RPI 101+

RPI S Opponent Score  
22 A Col orado 69 77

RPI S Opponent Score

RPI S Opponent Score  
70 H Denver 74 66  
75 A LSU 57 62RPI S Opponent Score  
113 H Chattanooga 68 65  
128 A Col orado St. 53 47  
162 A Ai r Force 57 69  
195 H SMU 58 57  
240 A San Franci sco 68 63

LAST 12 Division I GAMES:

70 H Denver 74 66  
75 A LSU 57 62  
22 A Col orado 69 77113 H Chattanooga 68 65  
195 H SMU 58 57  
162 A Ai r Force 57 69  
240 A San Franci sco 68 63  
128 A Col orado St. 53 47

Northern Colo.

Northern Colo.

Non-Div I Games:

Northern Colo.

Average RPI	Win:	207	WON-LOST	WINNING	LAST 10	STRENGTH OF	OPP. STRENGTH	TEAM	ADJ.	CONF.	ADJ CONF.
Average RPI	Loss:	58	RECORD	PCT. RANK	GAMES	SCHEDULE	OF SCHEDULE	RPI	RPI	RPI	RPI
DIV. I ONLY		5- 4		147	1- 0	176	43	125	125	10	10
DIV. I NON-CONF.		5- 4		147	1- 0	176	43	125	125	10	10
-----											
TOTALS	RPI 1-25		RPI 26-50		W-L RECORDS	RPI 51-100		RPI 101-150		RPI 150+	
5- 4	0- 2		0- 0		OVERALL	0- 1		2- 0		3- 1	
3- 0	0- 0		0- 0		HOME	0- 0		2- 0		1- 0	
0- 4	0- 2		0- 0		AWAY	0- 1		0- 0		0- 1	
2- 0	0- 0		0- 0		NEUTRAL	0- 0		0- 0		2- 0	
5- 4	0- 2		0- 0		NON-CONFERENCE	0- 1		2- 0		3- 1	
3- 0	0- 0		0- 0		HOME	0- 0		2- 0		1- 0	
0- 4	0- 2		0- 0		AWAY	0- 1		0- 0		0- 1	
2- 0	0- 0		0- 0		NEUTRAL	0- 0		0- 0		2- 0	
0- 0	0- 0		0- 0		CONFERENCE	0- 0		0- 0		0- 0	
0- 0	0- 0		0- 0		HOME	0- 0		0- 0		0- 0	
0- 0	0- 0		0- 0		AWAY	0- 0		0- 0		0- 0	
0- 0	0- 0		0- 0		NEUTRAL	0- 0		0- 0		0- 0	

RPI 1-25				RPI 26-50				RPI 51-100				RPI 101+				Team's RPI: 125
RPI	S	Opponent	Score	RPI	S	Opponent	Score	RPI	S	Opponent	Score	RPI	S	Opponent	Score	
8	A	Iowa St.	60 70					53	A	Montana	70 86	103	H	UNI	70 59	
15	A	Indiana	73 91									131	H	Yale	89 80	
												156	A	Southern Ill.	73 82	
												217	N	Nevada	98 69	
												251	N	Western Ill.	86 61	
												332	H	North Dakota St.	81 63	
												15	A	Indiana	73 91	
												131	H	Yale	89 80	
-----																
LAST 12 Division I GAMES:																
217	N	Nevada	98 69	251	N	Western Ill.	86 61	156	A	Southern Ill.	73 82					
103	H	UNI	70 59	53	A	Montana	70 86	53	A	Montana	70 86					
8	A	Iowa St.	60 70	332	H	North Dakota St.	81 63	15	A	Indiana	73 91					
				131	H	Yale	89 80									

Non-Div I Games:

Northern Ill.

Average RPI Win:	0	WON-LOST	WINNING	LAST 10	STRENGTH OF	OPP. STRENGTH	TEAM	ADJ.	CONF.	ADJ CONF.
Average RPI Loss:	209	RECORD	PCT. RANK	GAMES	SCHEDULE	OF SCHEDULE	RPI	RPI	RPI	RPI
DIV. I ONLY	0- 5	328	0- 1	199	346	340	340	15	15	
DIV. I NON-CONF.	0- 5	328	0- 1	199	346	340	340	15	15	
-----										
TOTALS	RPI 1-25	RPI 26-50	W-L RECORDS	RPI 51-100	RPI 101-150	RPI 150+				
0- 5	0- 0	0- 1	OVERALL	0- 0	0- 0	0- 4				
0- 2	0- 0	0- 1	HOME	0- 0	0- 0	0- 1				
0- 2	0- 0	0- 0	AWAY	0- 0	0- 0	0- 2				
0- 1	0- 0	0- 0	NEUTRAL	0- 0	0- 0	0- 1				
0- 5	0- 0	0- 1	NON-CONFERENCE	0- 0	0- 0	0- 4				
0- 2	0- 0	0- 1	HOME	0- 0	0- 0	0- 1				
0- 2	0- 0	0- 0	AWAY	0- 0	0- 0	0- 2				
0- 1	0- 0	0- 0	NEUTRAL	0- 0	0- 0	0- 1				
0- 0	0- 0	0- 0	CONFERENCE	0- 0	0- 0	0- 0				
0- 0	0- 0	0- 0	HOME	0- 0	0- 0	0- 0				
0- 0	0- 0	0- 0	AWAY	0- 0	0- 0	0- 0				
0- 0	0- 0	0- 0	NEUTRAL	0- 0	0- 0	0- 0				

RPI 1-25				RPI 26-50				RPI 51-100				RPI 101+ Team's RPI: 340			
RPI	S	Opponent	Score	RPI	S	Opponent	Score	RPI	S	Opponent	Score	RPI	S	Opponent	Score
				46	H	Belmont	53 71					170	A	Kent St.	61 62
												227	N	Akron	60 77
												257	H	Illinois St.	53 58
												345	A	Austin Peay	48 52
LAST 12 Division I GAMES:															
				257	H	Illinois St.	53 58								
				345	A	Austin Peay	48 52								
				46	H	Belmont	53 71								
				227	N	Akron	60 77								
				170	A	Kent St.	61 62								

Non-Div I Games: Alderson Broaddus 73 32

Northern Ky.

Average RPI	Win:	110	WON-LOST	WINNING	LAST 10	STRENGTH OF	OPP. STRENGTH	TEAM	ADJ.	CONF.	ADJ CONF.
Average RPI	Loss:	56	RECORD	PCT. RANK	GAMES	SCHEDULE	OF SCHEDULE	RPI	RPI	RPI	RPI
DIV. I ONLY		5- 3		113	0- 1	72	7	59	59	3	3
DIV. I NON-CONF.		5- 3		113	0- 1	72	7	59	59	3	3
-----											
TOTALS	RPI 1-25		RPI 26-50		W-L RECORDS		RPI 51-100		RPI 101-150		RPI 150+
5- 3	0- 1		2- 1		OVERALL		1- 0		0- 1		2- 0
3- 2	0- 1		1- 0		HOME		1- 0		0- 1		1- 0
2- 1	0- 0		1- 1		AWAY		0- 0		0- 0		1- 0
0- 0	0- 0		0- 0		NEUTRAL		0- 0		0- 0		0- 0
5- 3	0- 1		2- 1		NON-CONFERENCE		1- 0		0- 1		2- 0
3- 2	0- 1		1- 0		HOME		1- 0		0- 1		1- 0
2- 1	0- 0		1- 1		AWAY		0- 0		0- 0		1- 0
0- 0	0- 0		0- 0		NEUTRAL		0- 0		0- 0		0- 0
0- 0	0- 0		0- 0		CONFERENCE		0- 0		0- 0		0- 0
0- 0	0- 0		0- 0		HOME		0- 0		0- 0		0- 0
0- 0	0- 0		0- 0		AWAY		0- 0		0- 0		0- 0
0- 0	0- 0		0- 0		NEUTRAL		0- 0		0- 0		0- 0

RPI 1-25				RPI 26-50				RPI 51-100				RPI 101+			
RPI	S	Opponent	Score	RPI	S	Opponent	Score	RPI	S	Opponent	Score	RPI	S	Opponent	Score
7	H	Marquette	57 76	26	A	Green Bay	57 55	62	H	UT Martin	90 64	130	H	Pittsburgh	49 52
				32	A	DePaul	60 76					197	A	Florida	83 74
				43	H	Duke	84 58					222	H	UIC	87 44
-----															
Team's RPI: 59															
LAST 12 Division I GAMES:															
7	H	Marquette	57 76	32	A	DePaul	60 76	130	H	Pittsburgh	49 52				
26	A	Green Bay	57 55	62	H	UT Martin	90 64	197	A	Florida	83 74				
				222	H	UIC	87 44	43	H	Duke	84 58				

Northwestern

Northwestern

Non-Div I Games:

Northwestern

Average RPI	Win:	350	WON-LOST	WINNING	LAST 10	STRENGTH OF	OPP. STRENGTH	TEAM	ADJ.	CONF.	ADJ CONF.
Average RPI	Loss:	191	RECORD	PCT. RANK	GAMES	SCHEDULE	OF SCHEDULE	RPI	RPI	RPI	RPI
DIV. I ONLY		1- 4		286	0- 0	305	286	336	336	23	23
DIV. I NON-CONF.		1- 4		286	0- 0	305	286	336	336	23	23
-----											
TOTALS	RPI 1-25		RPI 26-50		W-L RECORDS	RPI 51-100		RPI 101-150		RPI 150+	
1- 4	0- 0		0- 1		OVERALL	0- 0		0- 0		1- 3	
1- 1	0- 0		0- 0		HOME	0- 0		0- 0		1- 1	
0- 3	0- 0		0- 1		AWAY	0- 0		0- 0		0- 2	
0- 0	0- 0		0- 0		NEUTRAL	0- 0		0- 0		0- 0	
1- 4	0- 0		0- 1		NON-CONFERENCE	0- 0		0- 0		1- 3	
1- 1	0- 0		0- 0		HOME	0- 0		0- 0		1- 1	
0- 3	0- 0		0- 1		AWAY	0- 0		0- 0		0- 2	
0- 0	0- 0		0- 0		NEUTRAL	0- 0		0- 0		0- 0	
0- 0	0- 0		0- 0		CONFERENCE	0- 0		0- 0		0- 0	
0- 0	0- 0		0- 0		HOME	0- 0		0- 0		0- 0	
0- 0	0- 0		0- 0		AWAY	0- 0		0- 0		0- 0	
0- 0	0- 0		0- 0		NEUTRAL	0- 0		0- 0		0- 0	

RPI 1-25				RPI 26-50				RPI 51-100				RPI 101+ Team's RPI: 336			
RPI	S	Opponent	Score	RPI	S	Opponent	Score	RPI	S	Opponent	Score	RPI	S	Opponent	Score
				49	A	Arkansas	53 98					182	A	Oklahoma	56 93
												265	H	La. -Monroe	55 63
												266	A	Southern Miss.	54 69
												350	H	Alcorn	78 65
-----															
LAST 12 Division I GAMES:															
				265	H	La. -Monroe	55 63								
				266	A	Southern Miss.	54 69								
				350	H	Alcorn	78 65								
				182	A	Oklahoma	56 93								
				49	A	Arkansas	53 98								

Non-Div I Games: Loyola (LA) 71 66 LeTourneau 100 40 Centenary (LA) 94 51

Northwestern St.



Average RPI Win:	62	WON-LOST	WINNING	LAST 10	STRENGTH OF	OPP. STRENGTH	TEAM	ADJ.	CONF.	ADJ CONF.
Average RPI Loss:	2	RECORD	PCT. RANK	GAMES	SCHEDULE	OF SCHEDULE	RPI	RPI	RPI	RPI

DIV. I ONLY	8- 1	23	1- 0	2	78	1	1	1	1
DIV. I NON-CONF.	8- 1	23	1- 0	2	78	1	1	1	1
-----									
TOTALS	RPI 1-25	RPI 26-50	W-L RECORDS	RPI 51-100	RPI 101-150	RPI 150+			
8- 1	3- 1	1- 0	OVERALL	2- 0	1- 0	1- 0			
3- 1	1- 1	0- 0	HOME	0- 0	1- 0	1- 0			
2- 0	0- 0	1- 0	AWAY	1- 0	0- 0	0- 0			
3- 0	2- 0	0- 0	NEUTRAL	1- 0	0- 0	0- 0			
8- 1	3- 1	1- 0	NON-CONFERENCE	2- 0	1- 0	1- 0			
3- 1	1- 1	0- 0	HOME	0- 0	1- 0	1- 0			
2- 0	0- 0	1- 0	AWAY	1- 0	0- 0	0- 0			
3- 0	2- 0	0- 0	NEUTRAL	1- 0	0- 0	0- 0			
0- 0	0- 0	0- 0	CONFERENCE	0- 0	0- 0	0- 0			
0- 0	0- 0	0- 0	HOME	0- 0	0- 0	0- 0			
0- 0	0- 0	0- 0	AWAY	0- 0	0- 0	0- 0			
0- 0	0- 0	0- 0	NEUTRAL	0- 0	0- 0	0- 0			

RPI 1-25	Team's RPI: 1	RPI 26-50	RPI 51-100	RPI 101+
RPI S Opponent Score	RPI S Opponent Score	RPI S Opponent Score	RPI S Opponent Score	RPI S Opponent Score
2 H UConn 71 89	32 A DePaul 101 77	73 N Oregon St. 91 81	121 H Penn 75 55	153 H Harvard 103 58
9 N Drake 82 64		77 A Tol edo 72 56		
13 N Gonzaga 81 65				
18 H Iowa 105 71				
LAST 12 Division I GAMES:				
	32 A DePaul 101 77	73 N Oregon St. 91 81		
	121 H Penn 75 55	9 N Drake 82 64		
	153 H Harvard 103 58	77 A Tol edo 72 56		
		2 H UConn 71 89		
		18 H Iowa 105 71		
		13 N Gonzaga 81 65		

Non-Div I Games:

Notre Dame

Average RPI Win:	331	WON-LOST	WINNING	LAST 10	STRENGTH OF	OPP. STRENGTH	TEAM	ADJ.	CONF.	ADJ CONF.
Average RPI Loss:	113	RECORD	PCT. RANK	GAMES	SCHEDULE	OF SCHEDULE	RPI	RPI	RPI	RPI
DIV. I ONLY	1- 8	318	0- 1	18	313	225	225	15	15	
DIV. I NON-CONF.	1- 8	318	0- 1	18	313	225	225	15	15	
-----										
TOTALS	RPI 1-25	RPI 26-50	W-L RECORDS	RPI 51-100	RPI 101-150	RPI 150+				
1- 8	0- 1	0- 2	OVERALL	0- 1	0- 1	1- 3				
1- 3	0- 1	0- 2	HOME	0- 0	0- 0	1- 0				
0- 4	0- 0	0- 0	AWAY	0- 1	0- 1	0- 2				
0- 1	0- 0	0- 0	NEUTRAL	0- 0	0- 0	0- 1				
1- 8	0- 1	0- 2	NON-CONFERENCE	0- 1	0- 1	1- 3				
1- 3	0- 1	0- 2	HOME	0- 0	0- 0	1- 0				
0- 4	0- 0	0- 0	AWAY	0- 1	0- 1	0- 2				
0- 1	0- 0	0- 0	NEUTRAL	0- 0	0- 0	0- 1				
0- 0	0- 0	0- 0	CONFERENCE	0- 0	0- 0	0- 0				
0- 0	0- 0	0- 0	HOME	0- 0	0- 0	0- 0				
0- 0	0- 0	0- 0	AWAY	0- 0	0- 0	0- 0				
0- 0	0- 0	0- 0	NEUTRAL	0- 0	0- 0	0- 0				

RPI 1-25				RPI 26-50				RPI 51-100				RPI 101+				Team's RPI: 225
RPI	S	Opponent	Score	RPI	S	Opponent	Score	RPI	S	Opponent	Score	RPI	S	Opponent	Score	
15	H	Indiana	32 59	28	H	Michigan St.	58 102	57	A	Central Mich.	61 104	104	A	Bradley	64 73	
				42	H	Michigan	59 85					170	A	Kent St.	65 75	
												227	N	Akron	65 85	
												257	A	Illinois St.	56 62	
												331	H	Canisius	71 60	
LAST 12 Division I GAMES:																
				42	H	Michigan	59 85	257	A	Illinois St.	56 62					
				28	H	Michigan St.	58 102	331	H	Canisius	71 60					
				104	A	Bradley	64 73	170	A	Kent St.	65 75					
								227	N	Akron	65 85					
								15	H	Indiana	32 59					
								57	A	Central Mich.	61 104					

Non-Div I Games: Grace Bible (MI) 94 48

Oakland

Average RPI Win:	199	WON-LOST	WINNING	LAST 10	STRENGTH OF	OPP. STRENGTH	TEAM	ADJ.	CONF.	ADJ CONF.
Average RPI Loss:	0	RECORD	PCT. RANK	GAMES	SCHEDULE	OF SCHEDULE	RPI	RPI	RPI	RPI
DIV. I ONLY	8- 0	1	1- 0	332	16	78	78	10	10	
DIV. I NON-CONF.	8- 0	1	1- 0	332	16	78	78	10	10	
-----										
TOTALS	RPI 1-25	RPI 26-50	W-L RECORDS	RPI 51-100	RPI 101-150	RPI 150+				
8- 0	0- 0	1- 0	OVERALL	1- 0	0- 0	6- 0				
6- 0	0- 0	0- 0	HOME	1- 0	0- 0	5- 0				
0- 0	0- 0	0- 0	AWAY	0- 0	0- 0	0- 0				
2- 0	0- 0	1- 0	NEUTRAL	0- 0	0- 0	1- 0				
8- 0	0- 0	1- 0	NON-CONFERENCE	1- 0	0- 0	6- 0				
6- 0	0- 0	0- 0	HOME	1- 0	0- 0	5- 0				
0- 0	0- 0	0- 0	AWAY	0- 0	0- 0	0- 0				
2- 0	0- 0	1- 0	NEUTRAL	0- 0	0- 0	1- 0				
0- 0	0- 0	0- 0	CONFERENCE	0- 0	0- 0	0- 0				
0- 0	0- 0	0- 0	HOME	0- 0	0- 0	0- 0				
0- 0	0- 0	0- 0	AWAY	0- 0	0- 0	0- 0				
0- 0	0- 0	0- 0	NEUTRAL	0- 0	0- 0	0- 0				

RPI 1-25				RPI 26-50				RPI 51-100				Team's RPI : 78				RPI 101+			
RPI	S	Opponent	Score	RPI	S	Opponent	Score	RPI	S	Opponent	Score	RPI	S	Opponent	Score	RPI	S	Opponent	Score
				34	N	Lamar University	87 62					59	H	Purdue	80 73	187	H	UNCW	95 72
																233	H	Coppin St.	87 62
																241	N	St. Bonaventure	70 53
																262	H	Eastern Ky.	100 60
																279	H	Cleveland St.	72 54
																300	H	Binghamton	86 49
LAST 12 Division I GAMES:																			
				233	H	Coppin St.	87 62	300	H	Binghamton	86 49								
				59	H	Purdue	80 73	187	H	UNCW	95 72								
				279	H	Cleveland St.	72 54												
				34	N	Lamar University	87 62												
				241	N	St. Bonaventure	70 53												
				262	H	Eastern Ky.	100 60												

Non-Div I Games:

Ohio

Average RPI Win:	172	WON-LOST	WINNING	LAST 10	STRENGTH OF	OPP. STRENGTH	TEAM	ADJ.	CONF.	ADJ CONF.
Average RPI Loss:	52	RECORD	PCT. RANK	GAMES	SCHEDULE	OF SCHEDULE	RPI	RPI	RPI	RPI
DIV. I ONLY	3- 3	163	0- 1	32	47	91	91	3	3	
DIV. I NON-CONF.	3- 3	163	0- 1	32	47	91	91	3	3	
-----										
TOTALS	RPI 1-25	RPI 26-50	W-L RECORDS	RPI 51-100	RPI 101-150	RPI 150+				
3- 3	0- 1	0- 0	OVERALL	1- 2	0- 0	2- 0				
3- 1	0- 0	0- 0	HOME	1- 1	0- 0	2- 0				
0- 2	0- 1	0- 0	AWAY	0- 1	0- 0	0- 0				
0- 0	0- 0	0- 0	NEUTRAL	0- 0	0- 0	0- 0				
3- 3	0- 1	0- 0	NON-CONFERENCE	1- 2	0- 0	2- 0				
3- 1	0- 0	0- 0	HOME	1- 1	0- 0	2- 0				
0- 2	0- 1	0- 0	AWAY	0- 1	0- 0	0- 0				
0- 0	0- 0	0- 0	NEUTRAL	0- 0	0- 0	0- 0				
0- 0	0- 0	0- 0	CONFERENCE	0- 0	0- 0	0- 0				
0- 0	0- 0	0- 0	HOME	0- 0	0- 0	0- 0				
0- 0	0- 0	0- 0	AWAY	0- 0	0- 0	0- 0				
0- 0	0- 0	0- 0	NEUTRAL	0- 0	0- 0	0- 0				

RPI 1-25				RPI 26-50				RPI 51-100 Team's RPI: 91				RPI 101+			
RPI	S	Opponent	Score	RPI	S	Opponent	Score	RPI	S	Opponent	Score	RPI	S	Opponent	Score
2	A	UConn	53 85					52	H	North Carolina	76 69	184	H	Cincinnati	69 56
								58	A	Washington	59 69	280	H	Detroit Mercy	55 41
								97	H	South Fla.	47 71				
LAST 12 Division I GAMES:															
280	H	Detroit Mercy	55 41	58	A	Washington	59 69	184	H	Cincinnati	69 56				
97	H	South Fla.	47 71	52	H	North Carolina	76 69	2	A	UConn	53 85				

Non-Div I Games:

Ohio St.

Average RPI	Win:	269	WON-LOST	WINNING	LAST 10	STRENGTH OF	OPP. STRENGTH	TEAM	ADJ.	CONF.	ADJ CONF.
Average RPI	Loss:	71	RECORD	PCT. RANK	GAMES	SCHEDULE	OF SCHEDULE	RPI	RPI	RPI	RPI
DIV. I ONLY		3- 6		237	0- 1	41		210	182	182	6 6
DIV. I NON-CONF.		3- 6		237	0- 1	41		210	182	182	6 6
-----											
TOTALS	RPI 1-25		RPI 26-50		W-L RECORDS	RPI 51-100		RPI 101-150		RPI 150+	
3- 6	0- 0		0- 4		OVERALL	0- 1		0- 0		3- 1	
3- 1	0- 0		0- 1		HOME	0- 0		0- 0		3- 0	
0- 3	0- 0		0- 2		AWAY	0- 1		0- 0		0- 0	
0- 2	0- 0		0- 1		NEUTRAL	0- 0		0- 0		0- 1	
3- 6	0- 0		0- 4		NON-CONFERENCE	0- 1		0- 0		3- 1	
3- 1	0- 0		0- 1		HOME	0- 0		0- 0		3- 0	
0- 3	0- 0		0- 2		AWAY	0- 1		0- 0		0- 0	
0- 2	0- 0		0- 1		NEUTRAL	0- 0		0- 0		0- 1	
0- 0	0- 0		0- 0		CONFERENCE	0- 0		0- 0		0- 0	
0- 0	0- 0		0- 0		HOME	0- 0		0- 0		0- 0	
0- 0	0- 0		0- 0		AWAY	0- 0		0- 0		0- 0	
0- 0	0- 0		0- 0		NEUTRAL	0- 0		0- 0		0- 0	

RPI 1-25				RPI 26-50				RPI 51-100				RPI 101+ Team's RPI: 182			
RPI	S	Opponent	Score	RPI	S	Opponent	Score	RPI	S	Opponent	Score	RPI	S	Opponent	Score
				32	H	DePaul	76 87	97	A	South Fla.	70 87	159	H	Western Ky.	90 83
				36	A	New Mexico	80 84					173	N	UAB	84 89
				40	A	Auburn	79 95					313	H	Central Ark.	65 52
				45	N	Clemson	62 74					336	H	Northwestern St.	93 56
-----															
LAST 12 Division I GAMES:															
				45	N	Clemson	62 74	36	A	New Mexico	80 84				
				32	H	DePaul	76 87	173	N	UAB	84 89				
				313	H	Central Ark.	65 52	97	A	South Fla.	70 87				
				40	A	Auburn	79 95	336	H	Northwestern St.	93 56				
								159	H	Western Ky.	90 83				

Non-Div I Games:

Oklahoma

Average RPI	Win: 219	WON-LOST RECORD	WINNING PCT. RANK	LAST 10 GAMES	STRENGTH OF SCHEDULE	OPP. STRENGTH OF SCHEDULE	TEAM RPI	ADJ. RPI	CONF. RPI	ADJ CONF. RPI
Average RPI	Loss: 12									
DIV. I ONLY	7- 1	30	1- 0	248	58	99	99	6	6	
DIV. I NON-CONF.	7- 1	30	1- 0	248	58	99	99	6	6	
-----										
TOTALS	RPI 1-25	RPI 26-50	W-L RECORDS	RPI 51-100	RPI 101-150	RPI 150+				
7- 1	0- 1	0- 0	OVERALL	0- 0	0- 0	7- 0				
6- 1	0- 1	0- 0	HOME	0- 0	0- 0	6- 0				
1- 0	0- 0	0- 0	AWAY	0- 0	0- 0	1- 0				
0- 0	0- 0	0- 0	NEUTRAL	0- 0	0- 0	0- 0				
7- 1	0- 1	0- 0	NON-CONFERENCE	0- 0	0- 0	7- 0				
6- 1	0- 1	0- 0	HOME	0- 0	0- 0	6- 0				
1- 0	0- 0	0- 0	AWAY	0- 0	0- 0	1- 0				
0- 0	0- 0	0- 0	NEUTRAL	0- 0	0- 0	0- 0				
0- 0	0- 0	0- 0	CONFERENCE	0- 0	0- 0	0- 0				
0- 0	0- 0	0- 0	HOME	0- 0	0- 0	0- 0				
0- 0	0- 0	0- 0	AWAY	0- 0	0- 0	0- 0				
0- 0	0- 0	0- 0	NEUTRAL	0- 0	0- 0	0- 0				

RPI 1-25				RPI 26-50				RPI 51-100				Team's RPI: 99				RPI 101+			
RPI	S	Opponent	Score	RPI	S	Opponent	Score	RPI	S	Opponent	Score	RPI	S	Opponent	Score	RPI	S	Opponent	Score
12	H	Tennessee	63 76													165	H	Arkansas St.	62 60
																180	H	UC Riverside	76 51
																183	H	Texas St.	66 55
																200	H	Prairie View	70 50
																239	A	Wichita St.	60 47
																269	H	Samford	82 62
																299	H	Houston Baptist	77 44
-----																			
LAST 12 Division I GAMES:																			
12	H	Tennessee	63 76	299	H	Houston Baptist	77 44												
183	H	Texas St.	66 55	165	H	Arkansas St.	62 60												
239	A	Wichita St.	60 47																
269	H	Samford	82 62																
200	H	Prairie View	70 50																
180	H	UC Riverside	76 51																

Non-Div I Games:

Oklahoma St.

Average RPI Win:	194	WON-LOST	WINNING	LAST 10	STRENGTH OF	OPP. STRENGTH	TEAM	ADJ.	CONF.	ADJ CONF.
Average RPI Loss:	79	RECORD	PCT. RANK	GAMES	SCHEDULE	OF SCHEDULE	RPI	RPI	RPI	RPI

DIV. I ONLY	6- 2	69	1- 0	50	156	31	31	18	18
DIV. I NON-CONF.	6- 2	69	1- 0	50	156	31	31	18	18
TOTALS	RPI 1-25	RPI 26-50	W-L RECORDS	RPI 51-100	RPI 101-150	RPI 150+			
6- 2	0- 1	0- 0	OVERALL	1- 0	0- 0	5- 1			
2- 1	0- 0	0- 0	HOME	0- 0	0- 0	2- 1			
2- 1	0- 1	0- 0	AWAY	0- 0	0- 0	2- 0			
2- 0	0- 0	0- 0	NEUTRAL	1- 0	0- 0	1- 0			
6- 2	0- 1	0- 0	NON-CONFERENCE	1- 0	0- 0	5- 1			
2- 1	0- 0	0- 0	HOME	0- 0	0- 0	2- 1			
2- 1	0- 1	0- 0	AWAY	0- 0	0- 0	2- 0			
2- 0	0- 0	0- 0	NEUTRAL	1- 0	0- 0	1- 0			
0- 0	0- 0	0- 0	CONFERENCE	0- 0	0- 0	0- 0			
0- 0	0- 0	0- 0	HOME	0- 0	0- 0	0- 0			
0- 0	0- 0	0- 0	AWAY	0- 0	0- 0	0- 0			
0- 0	0- 0	0- 0	NEUTRAL	0- 0	0- 0	0- 0			

RPI S Opponent Score	RPI S Opponent Score	Team's RPI: 31	RPI S Opponent Score	RPI S Opponent Score
4 A NC State 56 85			79 N Tennessee Tech 80 73	154 H Virginia 67 73
				174 H William & Mary 83 69
				184 A Cincinnati 76 72
				220 A Campbell 83 59
				235 N Jacksonville 78 76
				271 H Norfolk St. 69 53
LAST 12 Division I GAMES:				
184 A Cincinnati 76 72	174 H William & Mary 83 69		4 A NC State 56 85	
271 H Norfolk St. 69 53	79 N Tennessee Tech 80 73		235 N Jacksonville 78 76	
220 A Campbell 83 59	154 H Virginia 67 73			

Non-Div I Games:

Old Dominion

Average RPI	Win:	294	WON-LOST	WINNING	LAST 10	STRENGTH OF	OPP. STRENGTH	TEAM	ADJ.	CONF.	ADJ CONF.
Average RPI	Loss:	73	RECORD	PCT. RANK	GAMES	SCHEDULE	OF SCHEDULE	RPI	RPI	RPI	RPI
DIV. I ONLY		5- 6	190	1- 0	134	222	232	232	5	5	
DIV. I NON-CONF.		5- 6	190	1- 0	134	222	232	232	5	5	
-----											
TOTALS	RPI 1-25		RPI 26-50		W-L RECORDS	RPI 51-100		RPI 101-150		RPI 150+	
5- 6	0- 1		0- 1		OVERALL	0- 3		0- 0		5- 1	
5- 3	0- 0		0- 1		HOME	0- 1		0- 0		5- 1	
0- 0	0- 0		0- 0		AWAY	0- 0		0- 0		0- 0	
0- 3	0- 1		0- 0		NEUTRAL	0- 2		0- 0		0- 0	
5- 6	0- 1		0- 1		NON-CONFERENCE	0- 3		0- 0		5- 1	
5- 3	0- 0		0- 1		HOME	0- 1		0- 0		5- 1	
0- 0	0- 0		0- 0		AWAY	0- 0		0- 0		0- 0	
0- 3	0- 1		0- 0		NEUTRAL	0- 2		0- 0		0- 0	
0- 0	0- 0		0- 0		CONFERENCE	0- 0		0- 0		0- 0	
0- 0	0- 0		0- 0		HOME	0- 0		0- 0		0- 0	
0- 0	0- 0		0- 0		AWAY	0- 0		0- 0		0- 0	
0- 0	0- 0		0- 0		NEUTRAL	0- 0		0- 0		0- 0	

RPI	S	Opponent	Score	RPI	S	Opponent	Score	RPI	S	Opponent	Score	RPI	S	Opponent	Score	Team's RPI: 232
2	N	UConn	50 90	33	H	IUPUI	58 66	51	H	TCU	50 55	215	H	Temple	62 55	
								59	N	Purdue	59 70	226	H	Jacksonville St.	49 60	
								64	N	St. John's (NY)	59 64	271	H	Norfolk St.	60 42	
												302	H	Western Mich.	69 66	
												337	H	Louisiana	79 57	
												343	H	Savannah St.	74 51	
-----																
LAST 12 Division I GAMES:																
337	H	Louisiana	79 57	51	H	TCU	50 55	64	N	St. John's (NY)	59 64	59	N	Purdue	59 70	
343	H	Savannah St.	74 51	64	N	St. John's (NY)	59 64	59	N	Purdue	59 70	2	N	UConn	50 90	
226	H	Jacksonville St.	49 60	59	N	Purdue	59 70	302	H	Western Mich.	69 66	215	H	Temple	62 55	
33	H	IUPUI	58 66	2	N	UConn	50 90									
271	H	Norfolk St.	60 42													

Non-Div I Games:

Ole Miss



O  
m  
a  
h  
a

Omaha			Through Games Of Dec. 14, 2018								
Average RPI	Win:	302	WON-LOST	WINNING	LAST 10	STRENGTH OF	OPP. STRENGTH	TEAM	ADJ.	CONF.	ADJ CONF.
Average RPI	Loss:	135	RECORD	PCT. RANK	GAMES	SCHEDULE	OF SCHEDULE	RPI	RPI	RPI	RPI
DIV. I ONLY		4- 5	193	1- 0	255	287	258	258	13	13	
DIV. I NON-CONF.		4- 5	193	1- 0	255	287	258	258	13	13	
-----											
TOTALS	RPI 1-25		RPI 26-50		W-L RECORDS	RPI 51-100	RPI 101-150		RPI 150+		
4- 5	0- 0		0- 0		OVERALL	0- 1	0- 3		4- 1		
2- 2	0- 0		0- 0		HOME	0- 0	0- 2		2- 0		
1- 2	0- 0		0- 0		AWAY	0- 1	0- 1		1- 0		
1- 1	0- 0		0- 0		NEUTRAL	0- 0	0- 0		1- 1		
4- 5	0- 0		0- 0		NON-CONFERENCE	0- 1	0- 3		4- 1		
2- 2	0- 0		0- 0		HOME	0- 0	0- 2		2- 0		
1- 2	0- 0		0- 0		AWAY	0- 1	0- 1		1- 0		
1- 1	0- 0		0- 0		NEUTRAL	0- 0	0- 0		1- 1		
0- 0	0- 0		0- 0		CONFERENCE	0- 0	0- 0		0- 0		
0- 0	0- 0		0- 0		HOME	0- 0	0- 0		0- 0		
0- 0	0- 0		0- 0		AWAY	0- 0	0- 0		0- 0		
0- 0	0- 0		0- 0		NEUTRAL	0- 0	0- 0		0- 0		

RPI 1-25				RPI 26-50				RPI 51-100				RPI 101+				Team's RPI: 258	
RPI	S	Opponent	Score	RPI	S	Opponent	Score	RPI	S	Opponent	Score	RPI	S	Opponent	Score		
								95	A	Kansas St.	46	61	104	H	Bradley	60	80
												122	A	Creighton	51	66	
												135	H	CSUN	52	64	
												220	N	Campbell	52	65	
												274	H	CSU Bakersfield	53	46	
												280	A	Detroit Mercy	51	42	
												316	H	USC Upstate	96	69	
												339	N	Florida A&M	57	50	
LAST 12 Division I GAMES:																	
339	N	Florida A&M	57	50	280	A	Detroit Mercy	51	42	220	N	Campbell	52	65			
104	H	Bradley	60	80	135	H	CSUN	52	64	95	A	Kansas St.	46	61			
274	H	CSU Bakersfield	53	46	316	H	USC Upstate	96	69								
122	A	Creighton	51	66													

O  
m  
a  
h  
a

Non-Div I Games: Graceland (IA) 81 39

Omaha

Average RPI	Win: 208	WON-LOST RECORD	WINNING PCT. RANK	LAST 10 GAMES	STRENGTH OF SCHEDULE	OPP. STRENGTH OF SCHEDULE	TEAM RPI	ADJ. RPI	CONF. RPI	ADJ CONF. RPI
Average RPI	Loss: 93									
DIV. I ONLY	4- 5	193	1- 0	115	140	152	152	13	13	
DIV. I NON-CONF.	4- 5	193	1- 0	115	140	152	152	13	13	
-----										
TOTALS	RPI 1-25	RPI 26-50	W-L RECORDS	RPI 51-100	RPI 101-150	RPI 150+				
4- 5	0- 1	0- 1	OVERALL	0- 0	0- 2	4- 1				
2- 2	0- 0	0- 0	HOME	0- 0	0- 1	2- 1				
2- 3	0- 1	0- 1	AWAY	0- 0	0- 1	2- 0				
0- 0	0- 0	0- 0	NEUTRAL	0- 0	0- 0	0- 0				
4- 5	0- 1	0- 1	NON-CONFERENCE	0- 0	0- 2	4- 1				
2- 2	0- 0	0- 0	HOME	0- 0	0- 1	2- 1				
2- 3	0- 1	0- 1	AWAY	0- 0	0- 1	2- 0				
0- 0	0- 0	0- 0	NEUTRAL	0- 0	0- 0	0- 0				
0- 0	0- 0	0- 0	CONFERENCE	0- 0	0- 0	0- 0				
0- 0	0- 0	0- 0	HOME	0- 0	0- 0	0- 0				
0- 0	0- 0	0- 0	AWAY	0- 0	0- 0	0- 0				
0- 0	0- 0	0- 0	NEUTRAL	0- 0	0- 0	0- 0				

RPI 1-25				RPI 26-50				RPI 51-100				RPI 101+				Team's RPI: 152
RPI	S	Opponent	Score	RPI	S	Opponent	Score	RPI	S	Opponent	Score	RPI	S	Opponent	Score	
18	A	Iowa	77 90	49	A	Arkansas	61 74					101	A	Kansas	58 70	
												112	H	Tulsa	68 76	
												183	A	Texas St.	81 64	
												185	H	UT Arlington	62 80	
												205	A	Sam Houston St.	73 62	
												221	H	UMKC	75 64	
												224	H	Southern Utah	64 59	
LAST 12 Division I GAMES:																
185	H	UT Arlington	62 80	205	A	Sam Houston St.	73 62									
224	H	Southern Utah	64 59	101	A	Kansas	58 70									
49	A	Arkansas	61 74	18	A	Iowa	77 90									
183	A	Texas St.	81 64													
221	H	UMKC	75 64													
112	H	Tulsa	68 76													

Non-Div I Games: Harris-Stowe 74 46 Cent. Christian (KS) 47

Oral Roberts

Average RPI Win: 104

Average RPI Loss: 28

WON-LOST  
RECORDWINNING  
PCT. RANKLAST 10  
GAMESSTRENGTH OF  
SCHEDULEOPP. STRENGTH  
OF SCHEDULETEAM  
RPIADJ.  
RPICONF.  
RPIADJ CONF.  
RPIDIV. I ONLY  
DIV. I NON-CONF.7- 1  
7- 130  
301- 0  
1- 054  
5412  
126  
66  
62  
22  
2

TOTALS

RPI 1-25

RPI 26-50

W-L RECORDS

RPI 51-100

RPI 101-150

RPI 150+

7- 1

2- 0

1- 1

OVERALL

1- 0

1- 0

2- 0

3- 0

1- 0

0- 0

HOME

0- 0

1- 0

1- 0

3- 1

1- 0

1- 1

AWAY

1- 0

0- 0

0- 0

1- 0

0- 0

0- 0

NEUTRAL

0- 0

0- 0

1- 0

7- 1

2- 0

1- 1

NON-CONFERENCE

1- 0

1- 0

2- 0

3- 0

1- 0

0- 0

HOME

0- 0

1- 0

1- 0

3- 1

1- 0

1- 1

AWAY

1- 0

0- 0

0- 0

1- 0

0- 0

0- 0

NEUTRAL

0- 0

0- 0

1- 0

0- 0

0- 0

0- 0

CONFERENCE

0- 0

0- 0

0- 0

0- 0

0- 0

0- 0

HOME

0- 0

0- 0

0- 0

0- 0

0- 0

0- 0

AWAY

0- 0

0- 0

0- 0

0- 0

0- 0

0- 0

NEUTRAL

0- 0

0- 0

0- 0

RPI 1-25 Team's RPI: 6

RPI 26-50

RPI 51-100

RPI 101+

RPI	S	Opponent	Score
10	H	Syracuse	75 73
23	A	South Dakota St.	87 79

RPI	S	Opponent	Score
28	A	Michigan St.	82 88
41	A	Saint Mary's (CA)	79 55

RPI	S	Opponent	Score
89	A	Utah St.	88 58

RPI	S	Opponent	Score
117	H	Buffalo	102 82
180	N	UC Riverside	94 44
270	H	Long Beach St.	110 48

LAST 12 Division I GAMES:

180	N	UC Riverside	94 44	23	A	South Dakota St.	87 79
117	H	Buffalo	102 82	28	A	Michigan St.	82 88
89	A	Utah St.	88 58	270	H	Long Beach St.	110 48
10	H	Syracuse	75 73	41	A	Saint Mary's (CA)	79 55

O  
r  
e  
g  
o  
nO  
r  
e  
g  
o  
n

Non-Div I Games: Alas. Fairbanks 115 36

Oregon

Loss, Non-Conf, S Site, H Home A Away N Neutral

Average RPI Win: 179 WON-LOST RECORD WINNING PCT. RANK LAST 10 GAMES STRENGTH OF SCHEDULE OPP. STRENGTH OF SCHEDULE TEAM RPI ADJ. RPI CONF. RPI ADJ CONF. RPI

DIV. I ONLY	8- 1	23	0- 1	302	2	73	73	2	2
DIV. I NON-CONF.	8- 1	23	0- 1	302	2	73	73	2	2
TOTALS	RPI 1-25	RPI 26-50	W-L RECORDS	RPI 51-100	RPI 101-150	RPI 150+			
8- 1	0- 1	1- 0	OVERALL	1- 0	1- 0	5- 0			
5- 0	0- 0	1- 0	HOME	0- 0	1- 0	3- 0			
0- 0	0- 0	0- 0	AWAY	0- 0	0- 0	0- 0			
3- 1	0- 1	0- 0	NEUTRAL	1- 0	0- 0	2- 0			
8- 1	0- 1	1- 0	NON-CONFERENCE	1- 0	1- 0	5- 0			
5- 0	0- 0	1- 0	HOME	0- 0	1- 0	3- 0			
0- 0	0- 0	0- 0	AWAY	0- 0	0- 0	0- 0			
3- 1	0- 1	0- 0	NEUTRAL	1- 0	0- 0	2- 0			
0- 0	0- 0	0- 0	CONFERENCE	0- 0	0- 0	0- 0			
0- 0	0- 0	0- 0	HOME	0- 0	0- 0	0- 0			
0- 0	0- 0	0- 0	AWAY	0- 0	0- 0	0- 0			
0- 0	0- 0	0- 0	NEUTRAL	0- 0	0- 0	0- 0			

RPI	S	Opponent	Score	RPI	S	Opponent	Score	RPI	S	Opponent	Score	RPI	S	Opponent	Score
1	N	Notre Dame	81 91	41	H	Saint Mary's (CA)	89 56	81	N	South Carolina	70 68	141	H	Santa Clara	82 31
												159	N	Western Ky.	74 60
												163	H	Ark. -Pine Bluff	89 33
												250	N	Eastern Wash.	93 45
												289	H	La Salle	100 46
												309	H	Cal Poly	79 54
LAST 12 Division I GAMES:															
1	N	Notre Dame	81 91	250	N	Eastern Wash.	93 45	141	H	Santa Clara	82 31	289	H	La Salle	100 46
81	N	South Carolina	70 68	41	H	Saint Mary's (CA)	89 56	159	N	Western Ky.	74 60	163	H	Ark. -Pine Bluff	89 33
309	H	Cal Poly	79 54												

Non-Div I Games:

Oregon St.

Average RPI Win: 212

Average RPI Loss: 3

WON-LOST  
RECORDWINNING  
PCT. RANKLAST 10  
GAMESSTRENGTH OF  
SCHEDULEOPP. STRENGTH  
OF SCHEDULETEAM  
RPIADJ.  
RPICONF.  
RPIADJ CONF.  
RPIDIV. I ONLY  
DIV. I NON-CONF.6- 1  
6- 140  
401- 0  
1- 0276  
27623  
2384  
8484  
847  
77  
7

TOTALS

RPI 1-25

RPI 26-50

W-L RECORDS

RPI 51-100

RPI 101-150

RPI 150+

6- 1 0- 1

1- 0

OVERALL

0- 0

1- 0

4- 0

4- 0 0- 0

1- 0

HOME

0- 0

0- 0

3- 0

2- 0 0- 0

0- 0

AWAY

0- 0

1- 0

1- 0

0- 1 0- 1

0- 0

NEUTRAL

0- 0

0- 0

0- 0

6- 1 0- 1

1- 0

NON-CONFERENCE

0- 0

1- 0

4- 0

4- 0 0- 0

1- 0

HOME

0- 0

0- 0

3- 0

2- 0 0- 0

0- 0

AWAY

0- 0

1- 0

1- 0

0- 1 0- 1

0- 0

NEUTRAL

0- 0

0- 0

0- 0

0- 0 0- 0

0- 0

CONFERENCE

0- 0

0- 0

0- 0

0- 0 0- 0

0- 0

HOME

0- 0

0- 0

0- 0

0- 0 0- 0

0- 0

AWAY

0- 0

0- 0

0- 0

0- 0 0- 0

0- 0

NEUTRAL

0- 0

0- 0

0- 0

RPI 1-25

RPI 26-50

RPI 51-100 Team's RPI: 84

RPI 101+

RPI S Opponent Score  
3 N Cal i forni a 69 81RPI S Opponent Score  
47 H Wyomi ng 70 64

RPI S Opponent Score

RPI S Opponent Score  
115 A UC Davi s 83 80  
229 A San Jose St. 91 67  
254 H Seattle U 75 61  
297 H UC Santa Barbara 69 53  
332 H North Dakota St. 75 68

LAST 12 Division I GAMES:

297 H UC Santa Barbara 69 53  
254 H Seattle U 75 61  
229 A San Jose St. 91 67  
47 H Wyomi ng 70 64  
332 H North Dakota St. 75 683 N Cal i forni a 69 81  
115 A UC Davi s 83 80

Non-Div I Games:

Paci fi c

Penn				Through Games Of Dec. 14, 2018																	
Average RPI Win: 274		WON-LOST RECORD		WINNING PCT. RANK		LAST 10 GAMES		STRENGTH OF SCHEDULE		OPP. STRENGTH OF SCHEDULE		TEAM RPI	ADJ. RPI	CONF. RPI	ADJ CONF. RPI						
Average RPI Loss: 28																					
DIV. I ONLY		6- 2		69		1- 0		270		79		121	121	17	17						
DIV. I NON-CONF.		6- 2		69		1- 0		270		79		121	121	17	17						
-----																					
TOTALS		RPI 1-25		RPI 26-50		W-L RECORDS		RPI 51-100		RPI 101-150		RPI 150+									
6- 2		0- 1		0- 0		OVERALL		0- 1		0- 0		6- 0									
3- 0		0- 0		0- 0		HOME		0- 0		0- 0		3- 0									
3- 1		0- 1		0- 0		AWAY		0- 0		0- 0		3- 0									
0- 1		0- 0		0- 0		NEUTRAL		0- 1		0- 0		0- 0									
6- 2		0- 1		0- 0		NON-CONFERENCE		0- 1		0- 0		6- 0									
3- 0		0- 0		0- 0		HOME		0- 0		0- 0		3- 0									
3- 1		0- 1		0- 0		AWAY		0- 0		0- 0		3- 0									
0- 1		0- 0		0- 0		NEUTRAL		0- 1		0- 0		0- 0									
0- 0		0- 0		0- 0		CONFERENCE		0- 0		0- 0		0- 0									
0- 0		0- 0		0- 0		HOME		0- 0		0- 0		0- 0									
0- 0		0- 0		0- 0		AWAY		0- 0		0- 0		0- 0									
0- 0		0- 0		0- 0		NEUTRAL		0- 0		0- 0		0- 0									
-----																					
RPI 1-25				RPI 26-50				RPI 51-100				RPI 101+									
RPI S	Opponent	Score		RPI S	Opponent	Score		RPI S	Opponent	Score		RPI S	Opponent	Score							
1	A Notre Dame	55	75					54	N Maine	46	47	177	A Navy	65	61						
												255	A Iona	66	43						
												289	H La Salle	65	34						
												292	A Siena	58	51						
												303	H Saint Joseph's	65	45						
												325	H NJIT	85	42						
-----																					
Team's RPI: 121																					
-----																					
LAST 12 Division I GAMES:																					
325	H NJIT	85	42	255	A Iona	66	43	289	H La Salle	65	34	54	N Maine	46	47						
303	H Saint Joseph's	65	45	289	H La Salle	65	34	54	N Maine	46	47	177	A Navy	65	61						
1	A Notre Dame	55	75																		
292	A Siena	58	51																		

Non-Div I Games:

Penn

Penn St.

Penn St.			Through Games Of Dec. 14, 2018								
Average RPI	Win:	184	WON-LOST RECORD	WINNING PCT. RANK	LAST 10 GAMES	STRENGTH OF SCHEDULE	OPP. STRENGTH OF SCHEDULE	TEAM RPI	ADJ. RPI	CONF. RPI	ADJ CONF. RPI
Average RPI	Loss:	43									
DIV. I ONLY			6- 4	128	1- 0	68	75	111	111	3	3
DIV. I NON-CONF.			6- 4	128	1- 0	68	75	111	111	3	3
-----											
TOTALS	RPI 1-25			RPI 26-50		W-L RECORDS	RPI 51-100		RPI 101-150		RPI 150+
6- 4	0- 2			0- 1		OVERALL	0- 0		1- 1		5- 0
5- 3	0- 1			0- 1		HOME	0- 0		1- 1		4- 0
1- 1	0- 1			0- 0		AWAY	0- 0		0- 0		1- 0
0- 0	0- 0			0- 0		NEUTRAL	0- 0		0- 0		0- 0
6- 4	0- 2			0- 1		NON-CONFERENCE	0- 0		1- 1		5- 0
5- 3	0- 1			0- 1		HOME	0- 0		1- 1		4- 0
1- 1	0- 1			0- 0		AWAY	0- 0		0- 0		1- 0
0- 0	0- 0			0- 0		NEUTRAL	0- 0		0- 0		0- 0
0- 0	0- 0			0- 0		CONFERENCE	0- 0		0- 0		0- 0
0- 0	0- 0			0- 0		HOME	0- 0		0- 0		0- 0
0- 0	0- 0			0- 0		AWAY	0- 0		0- 0		0- 0
0- 0	0- 0			0- 0		NEUTRAL	0- 0		0- 0		0- 0

RPI 1-25				RPI 26-50				RPI 51-100				RPI 101+ Team's RPI: 111			
RPI	S	Opponent	Score	RPI	S	Opponent	Score	RPI	S	Opponent	Score	RPI	S	Opponent	Score
3	H	Cal i forni a	58 75	39	H	Duquesne	58 64					109	H	Stony Brook	70 81
21	A	Flori da St.	58 87									132	H	Providence	74 72
												157	H	Princeton	79 71
												161	A	Fordham	72 55
												175	H	North Dakota	75 68
												235	H	Jacksonville	80 61
												241	H	St. Bonaventure	80 65
-----															
LAST 12 Division I GAMES:															
241	H	St. Bonaventure	80 65	235	H	Jacksonville	80 61								
39	H	Duquesne	58 64	21	A	Florida St.	58 87								
3	H	Cal i forni a	58 75	109	H	Stony Brook	70 81								
132	H	Providence	74 72	175	H	North Dakota	75 68								
				157	H	Princeton	79 71								
				161	A	Fordham	72 55								

Non-Div I Games:

Penn St.

Average RPI	Win:	279	WON-LOST	WINNING	LAST 10	STRENGTH OF	OPP. STRENGTH	TEAM	ADJ.	CONF.	ADJ CONF.
Average RPI	Loss:	45	RECORD	PCT. RANK	GAMES	SCHEDULE	OF SCHEDULE	RPI	RPI	RPI	RPI
DIV. I ONLY		5- 2		81	0- 1	313	105	138	138	7	7
DIV. I NON-CONF.		5- 2		81	0- 1	313	105	138	138	7	7
-----											
TOTALS	RPI 1-25		RPI 26-50		W-L RECORDS	RPI 51-100		RPI 101-150		RPI 150+	
5- 2	0- 1		0- 0		OVERALL	0- 1		0- 0		5- 0	
1- 0	0- 0		0- 0		HOME	0- 0		0- 0		1- 0	
3- 2	0- 1		0- 0		AWAY	0- 1		0- 0		3- 0	
1- 0	0- 0		0- 0		NEUTRAL	0- 0		0- 0		1- 0	
5- 2	0- 1		0- 0		NON-CONFERENCE	0- 1		0- 0		5- 0	
1- 0	0- 0		0- 0		HOME	0- 0		0- 0		1- 0	
3- 2	0- 1		0- 0		AWAY	0- 1		0- 0		3- 0	
1- 0	0- 0		0- 0		NEUTRAL	0- 0		0- 0		1- 0	
0- 0	0- 0		0- 0		CONFERENCE	0- 0		0- 0		0- 0	
0- 0	0- 0		0- 0		HOME	0- 0		0- 0		0- 0	
0- 0	0- 0		0- 0		AWAY	0- 0		0- 0		0- 0	
0- 0	0- 0		0- 0		NEUTRAL	0- 0		0- 0		0- 0	

RPI 1-25				RPI 26-50				RPI 51-100				RPI 101+ Team's RPI: 138			
RPI	S	Opponent	Score	RPI	S	Opponent	Score	RPI	S	Opponent	Score	RPI	S	Opponent	Score
22	A	Colorado	65 80					68	A	Idaho St.	63 65	254	A	Seattle U	78 64
												267	N	Sacramento St.	113 97
												277	A	Hawaii	65 64
												287	H	Weber St.	68 47
												309	A	Cal Poly	70 63
-----															
LAST 12 Division I GAMES:															
68	A	Idaho St.	63 65	309	A	Cal Poly	70 63								
287	H	Weber St.	68 47	267	N	Sacramento St.	113 97								
254	A	Seattle U	78 64	277	A	Hawaii	65 64								
22	A	Colorado	65 80												

Non-Div I Games:

Pepperdine



Average RPI Win:	159	WON-LOST	WINNING	LAST 10	STRENGTH OF	OPP. STRENGTH	TEAM	ADJ.	CONF.	ADJ CONF.
Average RPI Loss:	136	RECORD	PCT. RANK	GAMES	SCHEDULE	OF SCHEDULE	RPI	RPI	RPI	RPI
DIV. I ONLY	6- 5	160	0- 1	73	146	130	130	1	1	
DIV. I NON-CONF.	6- 5	160	0- 1	73	146	130	130	1	1	
-----										
TOTALS	RPI 1-25	RPI 26-50	W-L RECORDS	RPI 51-100	RPI 101-150	RPI 150+				
6- 5	0- 1	1- 0	OVERALL	1- 0	0- 2	4- 2				
3- 3	0- 1	0- 0	HOME	0- 0	0- 1	3- 1				
1- 1	0- 0	0- 0	AWAY	1- 0	0- 0	0- 1				
2- 1	0- 0	1- 0	NEUTRAL	0- 0	0- 1	1- 0				
6- 5	0- 1	1- 0	NON-CONFERENCE	1- 0	0- 2	4- 2				
3- 3	0- 1	0- 0	HOME	0- 0	0- 1	3- 1				
1- 1	0- 0	0- 0	AWAY	1- 0	0- 0	0- 1				
2- 1	0- 0	1- 0	NEUTRAL	0- 0	0- 1	1- 0				
0- 0	0- 0	0- 0	CONFERENCE	0- 0	0- 0	0- 0				
0- 0	0- 0	0- 0	HOME	0- 0	0- 0	0- 0				
0- 0	0- 0	0- 0	AWAY	0- 0	0- 0	0- 0				
0- 0	0- 0	0- 0	NEUTRAL	0- 0	0- 0	0- 0				

RPI 1-25				RPI 26-50				RPI 51-100				RPI 101+				Team's RPI: 130
RPI	S	Opponent	Score	RPI	S	Opponent	Score	RPI	S	Opponent	Score	RPI	S	Opponent	Score	
24	H	UCF	58 61	49	N	Arkansas	61 54	59	A	Northwestern	52 49	145	H	Youngstown St.	55 64	
												146	N	Wisconsin	42 57	
												161	H	Fordham	65 62	
												167	A	Georgetown	41 70	
												184	H	Cincinnati	65 48	
												199	H	West Virginia	43 77	
												210	H	New Orleans	90 38	
												291	N	Tennessee St.	78 56	
LAST 12 Division I GAMES:																
291	N	Tennessee St.	78 56	199	H	West Virginia	43 77	161	H	Fordham	65 62					
49	N	Arkansas	61 54	59	A	Northwestern	52 49	210	H	New Orleans	90 38					
146	N	Wisconsin	42 57	24	H	UCF	58 61									
167	A	Georgetown	41 70													
184	H	Cincinnati	65 48													
145	H	Youngstown St.	55 64													

Non-Div I Games:

Pittsburgh

Average RPI Win: 226 WON-LOST RECORD WINNING PCT. RANK LAST 10 GAMES STRENGTH OF SCHEDULE OPP. STRENGTH OF SCHEDULE TEAM RPI ADJ. RPI CONF. RPI ADJ CONF. RPI

Average RPI Loss: 81

DIV. I ONLY	5- 2	81	0- 0	111	228	61	61	7	7
DIV. I NON-CONF.	5- 2	81	0- 0	111	228	61	61	7	7
TOTALS	RPI 1-25	RPI 26-50	W-L RECORDS	RPI 51-100	RPI 101-150	RPI 150+			
5- 2	0- 0	0- 0	OVERALL	1- 2	0- 0	4- 0			
2- 0	0- 0	0- 0	HOME	1- 0	0- 0	1- 0			
3- 1	0- 0	0- 0	AWAY	0- 1	0- 0	3- 0			
0- 1	0- 0	0- 0	NEUTRAL	0- 1	0- 0	0- 0			
5- 2	0- 0	0- 0	NON-CONFERENCE	1- 2	0- 0	4- 0			
2- 0	0- 0	0- 0	HOME	1- 0	0- 0	1- 0			
3- 1	0- 0	0- 0	AWAY	0- 1	0- 0	3- 0			
0- 1	0- 0	0- 0	NEUTRAL	0- 1	0- 0	0- 0			
0- 0	0- 0	0- 0	CONFERENCE	0- 0	0- 0	0- 0			
0- 0	0- 0	0- 0	HOME	0- 0	0- 0	0- 0			
0- 0	0- 0	0- 0	AWAY	0- 0	0- 0	0- 0			
0- 0	0- 0	0- 0	NEUTRAL	0- 0	0- 0	0- 0			

RPI 1-25	RPI 26-50	RPI 51-100	Team's RPI: 61	RPI 101+
RPI S Opponent Score	RPI S Opponent Score	RPI S Opponent Score		RPI S Opponent Score
		74 N Arizona 70 92		201 H Cal St. Fullerton 83 74
		88 A Portland St. 79 92		275 A Utah Valley 65 60
		89 H Utah St. 61 54		277 A Hawaii 72 65
				287 A Weber St. 89 73
LAST 12 Division I GAMES:				
277 A Hawaii 72 65	88 A Portland St. 79 92	89 H Utah St. 61 54	201 H Cal St. Fullerton 83 74	74 N Arizona 70 92
287 A Weber St. 89 73				
275 A Utah Valley 65 60				

Non-Div I Games: Warner Pacific 98 63 Willamette 82 27

Portland

Average RPI Win: 217

Average RPI Loss: 0

WON-LOST  
RECORD

WINNING  
PCT. RANK

LAST 10  
GAMES

STRENGTH OF  
SCHEDULE

OPP. STRENGTH  
OF SCHEDULE

TEAM  
RPI

ADJ.  
RPI

CONF.  
RPI

ADJ CONF.  
RPI

DIV. I ONLY	6- 0	1	1- 0	328	68	88	88	11	11
DIV. I NON-CONF.	6- 0	1	1- 0	328	68	88	88	11	11
TOTALS	RPI 1-25	RPI 26-50	W-L RECORDS	RPI 51-100	RPI 101-150	RPI 150+			
6- 0	0- 0	0- 0	OVERALL	1- 0	1- 0	4- 0			
4- 0	0- 0	0- 0	HOME	1- 0	1- 0	2- 0			
2- 0	0- 0	0- 0	AWAY	0- 0	0- 0	2- 0			
0- 0	0- 0	0- 0	NEUTRAL	0- 0	0- 0	0- 0			
6- 0	0- 0	0- 0	NON-CONFERENCE	1- 0	1- 0	4- 0			
4- 0	0- 0	0- 0	HOME	1- 0	1- 0	2- 0			
2- 0	0- 0	0- 0	AWAY	0- 0	0- 0	2- 0			
0- 0	0- 0	0- 0	NEUTRAL	0- 0	0- 0	0- 0			
0- 0	0- 0	0- 0	CONFERENCE	0- 0	0- 0	0- 0			
0- 0	0- 0	0- 0	HOME	0- 0	0- 0	0- 0			
0- 0	0- 0	0- 0	AWAY	0- 0	0- 0	0- 0			
0- 0	0- 0	0- 0	NEUTRAL	0- 0	0- 0	0- 0			

RPI 1-25				RPI 26-50				RPI 51-100				RPI 101+			
RPI	S	Opponent	Score	RPI	S	Opponent	Score	RPI	S	Opponent	Score	RPI	S	Opponent	Score
								61	H	Portland	92 79	115	H	UC Davis	65 50
												229	H	San Jose St.	80 51
												254	H	Seattle U	68 43
												312	A	UTEP	89 61
												330	A	Grand Canyon	60 55
LAST 12 Division I GAMES:															
				330	A	Grand Canyon	60 55	254	H	Seattle U	68 43				
				312	A	UTEP	89 61	115	H	UC Davis	65 50				
				61	H	Portland	92 79	229	H	San Jose St.	80 51				

Non-Div I Games: Warner Pacific 102 49

Portland St.

Average RPI Win:	315	WON-LOST	WINNING	LAST 10	STRENGTH OF	OPP. STRENGTH	TEAM	ADJ.	CONF.	ADJ CONF.
Average RPI Loss:	145	RECORD	PCT. RANK	GAMES	SCHEDULE	OF SCHEDULE	RPI	RPI	RPI	RPI
DIV. I ONLY	1- 4	286	0- 1	23	349	200	200	27	27	
DIV. I NON-CONF.	1- 4	286	0- 1	23	349	200	200	27	27	
-----										
TOTALS	RPI 1-25	RPI 26-50	W-L RECORDS	RPI 51-100	RPI 101-150	RPI 150+				
1- 4	0- 1	0- 0	OVERALL	0- 1	0- 1	1- 1				
0- 1	0- 0	0- 0	HOME	0- 0	0- 1	0- 0				
0- 3	0- 1	0- 0	AWAY	0- 1	0- 0	0- 1				
1- 0	0- 0	0- 0	NEUTRAL	0- 0	0- 0	1- 0				
1- 4	0- 1	0- 0	NON-CONFERENCE	0- 1	0- 1	1- 1				
0- 1	0- 0	0- 0	HOME	0- 0	0- 1	0- 0				
0- 3	0- 1	0- 0	AWAY	0- 1	0- 0	0- 1				
1- 0	0- 0	0- 0	NEUTRAL	0- 0	0- 0	1- 0				
0- 0	0- 0	0- 0	CONFERENCE	0- 0	0- 0	0- 0				
0- 0	0- 0	0- 0	HOME	0- 0	0- 0	0- 0				
0- 0	0- 0	0- 0	AWAY	0- 0	0- 0	0- 0				
0- 0	0- 0	0- 0	NEUTRAL	0- 0	0- 0	0- 0				

RPI 1-25				RPI 26-50				RPI 51-100				RPI 101+ Team's RPI: 200			
RPI	S	Opponent	Score	RPI	S	Opponent	Score	RPI	S	Opponent	Score	RPI	S	Opponent	Score
22	A	Col orado	38 79					99	A	Okl ahoma St.	50 70	133	H	Ri ce	58 68
												315	N	A&M-Corpus Christi	67 59
												327	A	UTRGV	50 57
LAST 12 Division I GAMES:															
327	A	UTRGV	50 57	22	A	Col orado	38 79	133	H	Ri ce	58 68	315	N	A&M-Corpus Christi	67 59
99	A	Okl ahoma St.	50 70												

Non-Div I Games: Jarvis Christian 117 32 Arlington Baptist 105 31

Prairie View

Average RPI Win:	209	WON-LOST	WINNING	LAST 10	STRENGTH OF	OPP. STRENGTH	TEAM	ADJ.	CONF.	ADJ CONF.
Average RPI Loss:	194	RECORD	PCT. RANK	GAMES	SCHEDULE	OF SCHEDULE	RPI	RPI	RPI	RPI

DIV. I ONLY	1- 6	299	0- 1	234	240	323	323	29	29
DIV. I NON-CONF.	1- 6	299	0- 1	234	240	323	323	29	29
TOTALS	RPI 1-25	RPI 26-50	W-L RECORDS	RPI 51-100	RPI 101-150	RPI 150+			
1- 6	0- 1	0- 0	OVERALL	0- 0	0- 0	1- 5			
1- 2	0- 0	0- 0	HOME	0- 0	0- 0	1- 2			
0- 4	0- 1	0- 0	AWAY	0- 0	0- 0	0- 3			
0- 0	0- 0	0- 0	NEUTRAL	0- 0	0- 0	0- 0			
1- 6	0- 1	0- 0	NON-CONFERENCE	0- 0	0- 0	1- 5			
1- 2	0- 0	0- 0	HOME	0- 0	0- 0	1- 2			
0- 4	0- 1	0- 0	AWAY	0- 0	0- 0	0- 3			
0- 0	0- 0	0- 0	NEUTRAL	0- 0	0- 0	0- 0			
0- 0	0- 0	0- 0	CONFERENCE	0- 0	0- 0	0- 0			
0- 0	0- 0	0- 0	HOME	0- 0	0- 0	0- 0			
0- 0	0- 0	0- 0	AWAY	0- 0	0- 0	0- 0			
0- 0	0- 0	0- 0	NEUTRAL	0- 0	0- 0	0- 0			

RPI S Opponent Score	RPI S Opponent Score	RPI S Opponent Score	RPI S Opponent Score
12 A Tennessee 49 97			Team's RPI: 323
			155 A Vanderbilt 43 78
			187 A UNCW 48 63
			209 H Wofford 61 50
			243 H Ga. Southern 68 69
			269 A Samford 54 75
			298 H South Carolina St. 48 57
LAST 12 Division I GAMES:			
243 H Ga. Southern 68 69	209 H Wofford 61 50		
269 A Samford 54 75	187 A UNCW 48 63		
155 A Vanderbilt 43 78	12 A Tennessee 49 97		
298 H South Carolina St. 48 57			

Non-Div I Games:

Presbyterian

Average RPI Win: 206		WON-LOST	WINNING	LAST 10	STRENGTH OF		OPP. STRENGTH	TEAM	ADJ.	CONF.	ADJ CONF.
Average RPI Loss: 88		RECORD	PCT. RANK	GAMES	SCHEDULE		OF SCHEDULE	RPI	RPI	RPI	RPI
DIV. I ONLY		4- 7	236	1- 0	92		94	157	157	17	17
DIV. I NON-CONF.		4- 7	236	1- 0	92		94	157	157	17	17
-----											
TOTALS		RPI 1-25		RPI 26-50	W-L RECORDS		RPI 51-100	RPI 101-150		RPI 150+	
4- 7		0- 1		0- 2	OVERALL		1- 1	0- 2		3- 1	
2- 1		0- 0		0- 0	HOME		1- 0	0- 1		1- 0	
2- 3		0- 0		0- 1	AWAY		0- 0	0- 1		2- 1	
0- 3		0- 1		0- 1	NEUTRAL		0- 1	0- 0		0- 0	
4- 7		0- 1		0- 2	NON-CONFERENCE		1- 1	0- 2		3- 1	
2- 1		0- 0		0- 0	HOME		1- 0	0- 1		1- 0	
2- 3		0- 0		0- 1	AWAY		0- 0	0- 1		2- 1	
0- 3		0- 1		0- 1	NEUTRAL		0- 1	0- 0		0- 0	
0- 0		0- 0		0- 0	CONFERENCE		0- 0	0- 0		0- 0	
0- 0		0- 0		0- 0	HOME		0- 0	0- 0		0- 0	
0- 0		0- 0		0- 0	AWAY		0- 0	0- 0		0- 0	
0- 0		0- 0		0- 0	NEUTRAL		0- 0	0- 0		0- 0	

RPI 1-25				RPI 26-50				RPI 51-100				RPI 101+ Team's RPI: 157			
RPI	S	Opponent	Score	RPI	S	Opponent	Score	RPI	S	Opponent	Score	RPI	S	Opponent	Score
10	N	Syracuse	61 92	32	N	DePaul	67 82	67	H	Quinnipiac	54 42	111	A	Penn St.	71 79
				37	A	Villanova	46 67	95	N	Kansas St.	61 80	116	H	Seton Hall	66 70
												213	A	Monmouth	79 47
												218	A	George Washington	49 64
												238	A	Rider	89 65
												305	H	Davidson	65 57
LAST 12 Division I GAMES:															
				37	A	Villanova	46 67	213	A	Monmouth	79 47				
				95	N	Kansas St.	61 80	67	H	Quinnipiac	54 42				
				10	N	Syracuse	61 92	305	H	Davidson	65 57				
				32	N	DePaul	67 82	218	A	George Washington	49 64				
				111	A	Penn St.	71 79	238	A	Rider	89 65				
				116	H	Seton Hall	66 70								

Non-Div I Games:

Princeton

Average RPI	Win:	213	WON-LOST	WINNING	LAST 10	STRENGTH OF	OPP. STRENGTH	TEAM	ADJ.	CONF.	ADJ CONF.
Average RPI	Loss:	107	RECORD	PCT. RANK	GAMES	SCHEDULE	OF SCHEDULE	RPI	RPI	RPI	RPI
DIV. I ONLY		5- 3		113	1- 0	210	123	132	132	4	4
DIV. I NON-CONF.		5- 3		113	1- 0	210	123	132	132	4	4
-----											
TOTALS	RPI 1-25		RPI 26-50		W-L RECORDS	RPI 51-100		RPI 101-150		RPI 150+	
5- 3	0- 0		0- 0		OVERALL	0- 1		2- 2		3- 0	
2- 1	0- 0		0- 0		HOME	0- 1		1- 0		1- 0	
2- 2	0- 0		0- 0		AWAY	0- 0		1- 2		1- 0	
1- 0	0- 0		0- 0		NEUTRAL	0- 0		0- 0		1- 0	
5- 3	0- 0		0- 0		NON-CONFERENCE	0- 1		2- 2		3- 0	
2- 1	0- 0		0- 0		HOME	0- 1		1- 0		1- 0	
2- 2	0- 0		0- 0		AWAY	0- 0		1- 2		1- 0	
1- 0	0- 0		0- 0		NEUTRAL	0- 0		0- 0		1- 0	
0- 0	0- 0		0- 0		CONFERENCE	0- 0		0- 0		0- 0	
0- 0	0- 0		0- 0		HOME	0- 0		0- 0		0- 0	
0- 0	0- 0		0- 0		AWAY	0- 0		0- 0		0- 0	
0- 0	0- 0		0- 0		NEUTRAL	0- 0		0- 0		0- 0	

RPI 1-25				RPI 26-50				RPI 51-100				RPI 101+				Team's RPI: 132
RPI	S	Opponent	Score	RPI	S	Opponent	Score	RPI	S	Opponent	Score	RPI	S	Opponent	Score	
								67	H	Quinnipiac	44 48	111	A	Penn St.	72 74	
												127	A	Boston College	61 57	
												131	H	Yale	59 42	
												144	A	Rhode Island	65 72	
												212	H	Sacred Heart	62 52	
												276	N	Bryant	72 64	
												317	A	UMass Lowell	71 47	
-----																
LAST 12 Division I GAMES:																
127	A	Boston College	61 57	276	N	Bryant	72 64	317	A	UMass Lowell	71 47	144	A	Rhode Island	65 72	
212	H	Sacred Heart	62 52	317	A	UMass Lowell	71 47	144	A	Rhode Island	65 72	131	H	Yale	59 42	
67	H	Quinnipiac	44 48													
111	A	Penn St.	72 74													

Non-Div I Games:

Providence

Average RPI Win:	205	WON-LOST	WINNING	LAST 10	STRENGTH OF	OPP. STRENGTH	TEAM	ADJ.	CONF.	ADJ CONF.
Average RPI Loss:	48	RECORD	PCT. RANK	GAMES	SCHEDULE	OF SCHEDULE	RPI	RPI	RPI	RPI

DIV. I ONLY	7- 3	90	1- 0	81	134	59	59	3	3
DIV. I NON-CONF.	7- 3	90	1- 0	81	134	59	59	3	3
TOTALS	RPI 1-25	RPI 26-50	W-L RECORDS	RPI 51-100	RPI 101-150	RPI 150+			
7- 3	1- 1	0- 0	OVERALL	0- 2	0- 0	6- 0			
5- 0	1- 0	0- 0	HOME	0- 0	0- 0	4- 0			
1- 1	0- 0	0- 0	AWAY	0- 1	0- 0	1- 0			
1- 2	0- 1	0- 0	NEUTRAL	0- 1	0- 0	1- 0			
7- 3	1- 1	0- 0	NON-CONFERENCE	0- 2	0- 0	6- 0			
5- 0	1- 0	0- 0	HOME	0- 0	0- 0	4- 0			
1- 1	0- 0	0- 0	AWAY	0- 1	0- 0	1- 0			
1- 2	0- 1	0- 0	NEUTRAL	0- 1	0- 0	1- 0			
0- 0	0- 0	0- 0	CONFERENCE	0- 0	0- 0	0- 0			
0- 0	0- 0	0- 0	HOME	0- 0	0- 0	0- 0			
0- 0	0- 0	0- 0	AWAY	0- 0	0- 0	0- 0			
0- 0	0- 0	0- 0	NEUTRAL	0- 0	0- 0	0- 0			

RPI S Opponent Score	RPI S Opponent Score	RPI S Opponent Score	RPI S Opponent Score
2 N UConn 40 86		64 N St. John's (NY) 62 68	153 H Harvard 66 65
14 H Mi ami (FL) 74 63		78 A Ohio 73 80	169 H Loyol a Chi cago 65 41
			232 N Ole Miss 70 59
			251 H Western Ill. 81 60
			295 A Ball St. 80 38
			320 H Purdue Fort Wayne 78 44
LAST 12 Division I GAMES:			
169 H Loyol a Chi cago 65 41	65 41	14 H Mi ami (FL) 74 63	74 63
78 A Ohio 73 80	73 80	2 N UConn 40 86	40 86
153 H Harvard 66 65	66 65	232 N Ole Miss 70 59	70 59
295 A Ball St. 80 38	80 38	64 N St. John's (NY) 62 68	62 68
		320 H Purdue Fort Wayne 78 44	78 44
		251 H Western Ill. 81 60	81 60

Non-Div I Games:

Purdue



Average RPI Win:	348	WON-LOST	WINNING	LAST 10	STRENGTH OF	OPP. STRENGTH	TEAM	ADJ.	CONF.	ADJ CONF.
Average RPI Loss:	191	RECORD	PCT. RANK	GAMES	SCHEDULE	OF SCHEDULE	RPI	RPI	RPI	RPI

DIV. I ONLY	1- 7	308	0- 1	242	337	320	320	13	13
DIV. I NON-CONF.	1- 7	308	0- 1	242	337	320	320	13	13
TOTALS	RPI 1-25	RPI 26-50	W-L RECORDS	RPI 51-100	RPI 101-150	RPI 150+			
1- 7	0- 0	0- 0	OVERALL	0- 1	0- 0	1- 6			
0- 2	0- 0	0- 0	HOME	0- 0	0- 0	0- 2			
1- 5	0- 0	0- 0	AWAY	0- 1	0- 0	1- 4			
0- 0	0- 0	0- 0	NEUTRAL	0- 0	0- 0	0- 0			
1- 7	0- 0	0- 0	NON-CONFERENCE	0- 1	0- 0	1- 6			
0- 2	0- 0	0- 0	HOME	0- 0	0- 0	0- 2			
1- 5	0- 0	0- 0	AWAY	0- 1	0- 0	1- 4			
0- 0	0- 0	0- 0	NEUTRAL	0- 0	0- 0	0- 0			
0- 0	0- 0	0- 0	CONFERENCE	0- 0	0- 0	0- 0			
0- 0	0- 0	0- 0	HOME	0- 0	0- 0	0- 0			
0- 0	0- 0	0- 0	AWAY	0- 0	0- 0	0- 0			
0- 0	0- 0	0- 0	NEUTRAL	0- 0	0- 0	0- 0			

RPI 1-25	RPI 26-50	RPI 51-100	RPI 101+	Team's RPI: 320
RPI S Opponent Score	RPI S Opponent Score	RPI S Opponent Score	RPI S Opponent Score	
		59 A Purdue 44 78	169 A Loyol a Chi cago 67 81	
			172 H Eastern Mi ch. 72 87	
			188 A Mi l waukee 48 70	
			214 H SI UE 49 57	
			231 A Eastern Ill. 63 72	
			302 A Western Mi ch. 61 69	
			348 A Evansvi l l e 72 66	
LAST 12 Division I GAMES:				
172 H Eastern Mi ch. 72 87	348 A Evansvi l l e 72 66	59 A Purdue 44 78	231 A Eastern Ill. 63 72	
188 A Mi l waukee 48 70			302 A Western Mi ch. 61 69	
169 A Loyol a Chi cago 67 81				
214 H SI UE 49 57				

Non-Div I Games: Taylor (IN) 84 74 Ind. -Kokomo 87 50

Purdue Fort Wayne

Average RPI	Win:	182	WON-LOST	WINNING	LAST 10	STRENGTH OF	OPP. STRENGTH	TEAM	ADJ.	CONF.	ADJ CONF.
Average RPI	Loss:	78	RECORD	PCT. RANK	GAMES	SCHEDULE	OF SCHEDULE	RPI	RPI	RPI	RPI
DIV. I ONLY		4- 5		193	1- 0	34	181	67	67	28	28
DIV. I NON-CONF.		4- 5		193	1- 0	34	181	67	67	28	28
-----											
TOTALS	RPI 1-25		RPI 26-50		W-L RECORDS	RPI 51-100		RPI 101-150		RPI 150+	
4- 5	0- 0		0- 1		OVERALL	0- 3		2- 0		2- 1	
0- 1	0- 0		0- 0		HOME	0- 1		0- 0		0- 0	
3- 2	0- 0		0- 0		AWAY	0- 1		2- 0		1- 1	
1- 2	0- 0		0- 1		NEUTRAL	0- 1		0- 0		1- 0	
4- 5	0- 0		0- 1		NON-CONFERENCE	0- 3		2- 0		2- 1	
0- 1	0- 0		0- 0		HOME	0- 1		0- 0		0- 0	
3- 2	0- 0		0- 0		AWAY	0- 1		2- 0		1- 1	
1- 2	0- 0		0- 1		NEUTRAL	0- 1		0- 0		1- 0	
0- 0	0- 0		0- 0		CONFERENCE	0- 0		0- 0		0- 0	
0- 0	0- 0		0- 0		HOME	0- 0		0- 0		0- 0	
0- 0	0- 0		0- 0		AWAY	0- 0		0- 0		0- 0	
0- 0	0- 0		0- 0		NEUTRAL	0- 0		0- 0		0- 0	

RPI 1-25				RPI 26-50				RPI 51-100				RPI 101+			
RPI	S	Opponent	Score	RPI	S	Opponent	Score	RPI	S	Opponent	Score	RPI	S	Opponent	Score
				48	N	Texas	55 56	55	A	Bucknell	58 75	132	A	Providence	48 44
								57	H	Central Mich.	52 67	148	A	Drexel	56 52
								72	N	Missouri	51 65	153	A	Harvard	72 67
												157	A	Princeton	42 54
												295	N	Ball St.	69 66
LAST 12 Division I GAMES:															
				157	A	Princeton	42 54	295	N	Ball St.	69 66				
				57	H	Central Mich.	52 67	72	N	Missouri	51 65				
				153	A	Harvard	72 67	148	A	Drexel	56 52				
				48	N	Texas	55 56								
				132	A	Providence	48 44								
				55	A	Bucknell	58 75								

Non-Div I Games:

Qui nni pi ac

Average RPI Win: 239

Average RPI Loss: 54

WON-LOST  
RECORDWINNING  
PCT. RANKLAST 10  
GAMESSTRENGTH OF  
SCHEDULEOPP. STRENGTH  
OF SCHEDULETEAM  
RPIADJ.  
RPICONF.  
RPIADJ CONF.  
RPIDIV. I ONLY  
DIV. I NON-CONF.4- 3  
4- 3139  
1391- 0  
1- 0103  
103120  
12087  
8787  
8729  
2929  
29

TOTALS

RPI 1-25

RPI 26-50

W-L RECORDS

RPI 51-100

RPI 101-150

RPI 150+

4- 3 0- 1  
2- 0 0- 0  
1- 2 0- 1  
1- 1 0- 00- 1  
0- 0  
0- 1  
0- 0OVERALL  
HOME  
AWAY  
NEUTRAL0- 0  
0- 0  
0- 0  
0- 00- 1  
0- 0  
0- 0  
0- 14- 0  
2- 0  
1- 0  
1- 04- 3 0- 1  
2- 0 0- 0  
1- 2 0- 1  
1- 1 0- 00- 1  
0- 0  
0- 1  
0- 0NON-CONFERENCE  
HOME  
AWAY  
NEUTRAL0- 0  
0- 0  
0- 0  
0- 00- 1  
0- 0  
0- 0  
0- 14- 0  
2- 0  
1- 0  
1- 00- 0 0- 0  
0- 0 0- 0  
0- 0 0- 0  
0- 0 0- 00- 0  
0- 0  
0- 0  
0- 0CONFERENCE  
HOME  
AWAY  
NEUTRAL0- 0  
0- 0  
0- 0  
0- 00- 0  
0- 0  
0- 0  
0- 00- 0  
0- 0  
0- 0  
0- 0

RPI 1-25

RPI 26-50

RPI 51-100 Team's RPI: 87

RPI 101+

RPI S Opponent Score  
4 A NC State 58 75RPI S Opponent Score  
35 A Virginia Tech 44 55

RPI S Opponent Score

RPI S Opponent Score  
124 N Nebraska 39 77  
154 A Virginia 57 44  
215 N Temple 56 50  
290 H ETSU 79 64  
298 H South Carolina St. 61 31

LAST 12 Division I GAMES:

290 H ETSU 79 64  
298 H South Carolina St. 61 31154 A Virginia 57 44  
35 A Virginia Tech 44 55  
124 N Nebraska 39 77  
215 N Temple 56 50  
4 A NC State 58 75

Radford

Radford

Non-Div I Games:

Radford

Average RPI	Win:	223	WON-LOST	WINNING	LAST 10	STRENGTH OF	OPP. STRENGTH	TEAM	ADJ.	CONF.	ADJ CONF.
Average RPI	Loss:	103	RECORD	PCT. RANK	GAMES	SCHEDULE	OF SCHEDULE	RPI	RPI	RPI	RPI
DIV. I ONLY		5- 5		163	1- 0	112	160	144	144	16	16
DIV. I NON-CONF.		5- 5		163	1- 0	112	160	144	144	16	16
-----											
TOTALS	RPI 1-25		RPI 26-50		W-L RECORDS	RPI 51-100		RPI 101-150		RPI 150+	
5- 5	0- 1		0- 1		OVERALL	0- 0		1- 2		4- 1	
3- 2	0- 0		0- 0		HOME	0- 0		1- 2		2- 0	
2- 3	0- 1		0- 1		AWAY	0- 0		0- 0		2- 1	
0- 0	0- 0		0- 0		NEUTRAL	0- 0		0- 0		0- 0	
5- 5	0- 1		0- 1		NON-CONFERENCE	0- 0		1- 2		4- 1	
3- 2	0- 0		0- 0		HOME	0- 0		1- 2		2- 0	
2- 3	0- 1		0- 1		AWAY	0- 0		0- 0		2- 1	
0- 0	0- 0		0- 0		NEUTRAL	0- 0		0- 0		0- 0	
0- 0	0- 0		0- 0		CONFERENCE	0- 0		0- 0		0- 0	
0- 0	0- 0		0- 0		HOME	0- 0		0- 0		0- 0	
0- 0	0- 0		0- 0		AWAY	0- 0		0- 0		0- 0	
0- 0	0- 0		0- 0		NEUTRAL	0- 0		0- 0		0- 0	

RPI 1-25				RPI 26-50				RPI 51-100				RPI 101+ Team's RPI: 144			
RPI	S	Opponent	Score	RPI	S	Opponent	Score	RPI	S	Opponent	Score	RPI	S	Opponent	Score
17	A	Kentucky	52 75	45	A	Clemson	67 80					118	H	Hartford	51 65
												127	H	Boston College	64 88
												132	H	Providence	72 65
												175	H	North Dakota	77 63
												208	A	Holy Cross	65 73
												236	H	Brown	72 67
												286	A	Vermont	61 58
												288	A	Robert Morris	46 41
-----															
LAST 12 Division I GAMES:															
236	H	Brown	72 67	132	H	Providence	72 65								
118	H	Hartford	51 65	175	H	North Dakota	77 63								
45	A	Clemson	67 80	208	A	Holy Cross	65 73								
17	A	Kentucky	52 75	286	A	Vermont	61 58								
				288	A	Robert Morris	46 41								
				127	H	Boston College	64 88								

Non-Div I Games:

Rhode Island

Average RPI	Win:	216	WON-LOST	WINNING	LAST 10	STRENGTH OF	OPP. STRENGTH	TEAM	ADJ.	CONF.	ADJ CONF.
Average RPI	Loss:	72	RECORD	PCT. RANK	GAMES	SCHEDULE	OF SCHEDULE	RPI	RPI	RPI	RPI
DIV. I ONLY		6- 2		69	1- 0	317	22	133	133	18	18
DIV. I NON-CONF.		6- 2		69	1- 0	317	22	133	133	18	18
-----											
TOTALS	RPI 1-25		RPI 26-50		W-L RECORDS	RPI 51-100		RPI 101-150		RPI 150+	
6- 2	0- 0		0- 1		OVERALL	0- 1		0- 0		6- 0	
4- 0	0- 0		0- 0		HOME	0- 0		0- 0		4- 0	
2- 2	0- 0		0- 1		AWAY	0- 1		0- 0		2- 0	
0- 0	0- 0		0- 0		NEUTRAL	0- 0		0- 0		0- 0	
6- 2	0- 0		0- 1		NON-CONFERENCE	0- 1		0- 0		6- 0	
4- 0	0- 0		0- 0		HOME	0- 0		0- 0		4- 0	
2- 2	0- 0		0- 1		AWAY	0- 1		0- 0		2- 0	
0- 0	0- 0		0- 0		NEUTRAL	0- 0		0- 0		0- 0	
0- 0	0- 0		0- 0		CONFERENCE	0- 0		0- 0		0- 0	
0- 0	0- 0		0- 0		HOME	0- 0		0- 0		0- 0	
0- 0	0- 0		0- 0		AWAY	0- 0		0- 0		0- 0	
0- 0	0- 0		0- 0		NEUTRAL	0- 0		0- 0		0- 0	

RPI 1-25				RPI 26-50				RPI 51-100				RPI 101+ Team's RPI: 133			
RPI	S	Opponent	Score	RPI	S	Opponent	Score	RPI	S	Opponent	Score	RPI	S	Opponent	Score
				44	A	UCLA	50 59	100	A	Texas A&M	54 65	168	A	Little Rock	79 65
												193	H	Georgia St.	66 49
												198	H	Texas Southern	76 71
												200	A	Prairie View	68 58
												210	H	New Orleans	67 56
												326	H	McNeese	93 65
-----															
LAST 12 Division I GAMES:															
				200	A	Prairie View	68 58	44	A	UCLA	50 59				
				210	H	New Orleans	67 56	100	A	Texas A&M	54 65				
				326	H	McNeese	93 65								
				193	H	Georgia St.	66 49								
				198	H	Texas Southern	76 71								
				168	A	Little Rock	79 65								

Non-Div I Games:

Rice

**R  
i  
c  
h  
m  
o  
n  
d**

Richard

Ri chmond

R  
i  
d  
e  
r

Ri der				Through Games Of Dec. 14, 2018																
Average RPI Win:		270	WON-LOST RECORD		WINNING PCT. RANK		LAST 10 GAMES		STRENGTH OF SCHEDULE		OPP. STRENGTH OF SCHEDULE		TEAM RPI		ADJ. RPI		CONF. RPI		ADJ CONF. RPI	
Average RPI Loss:		191																		
DIV. I ONLY			4- 5		193		0- 1		239		275		238		238		28		28	
DIV. I NON-CONF.			4- 5		193		0- 1		239		275		238		238		28		28	
TOTALS		RPI 1-25		RPI 26-50		W-L RECORDS		RPI 51-100		RPI 101-150		RPI 150+								
4- 5		0- 0		0- 0		OVERALL		0- 0		0- 1		4- 4								
2- 2		0- 0		0- 0		HOME		0- 0		0- 0		2- 2								
2- 2		0- 0		0- 0		AWAY		0- 0		0- 0		2- 2								
0- 1		0- 0		0- 0		NEUTRAL		0- 0		0- 1		0- 0								
4- 5		0- 0		0- 0		NON-CONFERENCE		0- 0		0- 1		4- 4								
2- 2		0- 0		0- 0		HOME		0- 0		0- 0		2- 2								
2- 2		0- 0		0- 0		AWAY		0- 0		0- 0		2- 2								
0- 1		0- 0		0- 0		NEUTRAL		0- 0		0- 1		0- 0								
0- 0		0- 0		0- 0		CONFERENCE		0- 0		0- 0		0- 0								
0- 0		0- 0		0- 0		HOME		0- 0		0- 0		0- 0								
0- 0		0- 0		0- 0		AWAY		0- 0		0- 0		0- 0								
0- 0		0- 0		0- 0		NEUTRAL		0- 0		0- 0		0- 0								
RPI 1-25				RPI 26-50				RPI 51-100				RPI 101+				Team's RPI: 238				
RPI	S	Opponent	Score	RPI	S	Opponent	Score	RPI	S	Opponent	Score	RPI	S	Opponent	Score					
												127	N	Boston College	61	112				
												151	H	Mt. St. Mary's	85	67				
												157	H	Princeton	65	89				
												177	H	Navy	60	66				
												208	A	Holy Cross	61	71				
												286	A	Vermont	49	54				
												300	A	Binghamton	62	57				
												303	A	Saint Joseph's	56	54				
												325	H	NJIT	67	46				
LAST 12 Division I GAMES:																				
												127	N	Boston College	61	112				
												286	A	Vermont	49	54				
												157	H	Princeton	65	89				
												300	A	Binghamton	62	57				
												177	H	Navy	60	66				
												325	H	NJIT	67	46				
												303	A	Saint Joseph's	56	54				
												151	H	Mt. St. Mary's	85	67				
												208	A	Holy Cross	61	71				

R  
i  
d  
e  
r

Non-Div I Games:

Ri der

Average RPI		Win: 289	WON-LOST RECORD	WINNING PCT. RANK	LAST 10 GAMES	STRENGTH OF SCHEDULE	OPP. STRENGTH OF SCHEDULE	TEAM RPI	ADJ. RPI	CONF. RPI	ADJ. CONF. RPI
Loss: 130											
DIV. I ONLY			1- 7	308	0- 1	152	132	288	288	31	31
DIV. I NON-CONF.			1- 7	308	0- 1	152	132	288	288	31	31
TOTALS		RPI 1-25		RPI 26-50		W-L RECORDS		RPI 51-100		RPI 101-150	RPI 150+
1- 7	0- 1			0- 0		OVERALL		0- 1		0- 3	1- 2
1- 2	0- 0			0- 0		HOME		0- 0		0- 1	1- 1
0- 4	0- 1			0- 0		AWAY		0- 1		0- 2	0- 0
0- 1	0- 0			0- 0		NEUTRAL		0- 0		0- 0	0- 1
1- 7	0- 1			0- 0		NON-CONFERENCE		0- 1		0- 3	1- 2
1- 2	0- 0			0- 0		HOME		0- 0		0- 1	1- 1
0- 4	0- 1			0- 0		AWAY		0- 1		0- 2	0- 0
0- 1	0- 0			0- 0		NEUTRAL		0- 0		0- 0	0- 1
0- 0	0- 0			0- 0		CONFERENCE		0- 0		0- 0	0- 0
0- 0	0- 0			0- 0		HOME		0- 0		0- 0	0- 0
0- 0	0- 0			0- 0		AWAY		0- 0		0- 0	0- 0
0- 0	0- 0			0- 0		NEUTRAL		0- 0		0- 0	0- 0

RPI 1-25					
RPI	S	Opponent	Score		
18	A	Iowa	63	92	
RPI 26-50					
RPI	S	Opponent	Score		
RPI 51-100					
RPI	S	Opponent	Score		
93	A	Loyola Marymount	53	61	
RPI 101+					
RPI	S	Opponent	Score		
142	A	Bowling Green	60	61	
144	H	Rhode Island	41	46	
145	A	Youngstown St.	59	69	
170	H	Kent St.	46	54	
195	N	SMU	55	60	
289	H	La Salle	67	39	
Team's RPI : 288					
LAST 12 Division I GAMES:					
93	A	Loyola Marymount	53	61	
170	H	Kent St.	46	54	
18	A	Iowa	63	92	
195	N	SMU	55	60	
142	A	Bowling Green	60	61	
144	H	Rhode Island	41	46	
289	H	La Salle	67	39	
145	A	Youngstown St.	59	69	

Non-Div I Games:

Robert Morris



Average RPI Win: 235

Average RPI Loss: 19

WON-LOST  
RECORDWINNING  
PCT. RANKLAST 10  
GAMESSTRENGTH OF  
SCHEDULEOPP. STRENGTH  
OF SCHEDULETEAM  
RPIADJ.  
RPICONF.  
RPIADJ CONF.  
RPIDIV. I ONLY  
DIV. I NON-CONF.6- 3  
6- 397  
971- 0  
1- 1121  
121171  
17196  
9696  
963  
33  
3

TOTALS

RPI 1-25

RPI 26-50

W-L RECORDS

RPI 51-100

RPI 101-150

RPI 150+

6- 3  
4- 0  
1- 1  
1- 20- 2  
0- 0  
0- 0  
0- 20- 1  
0- 0  
0- 1  
0- 0OVERALL  
HOME  
AWAY  
NEUTRAL0- 0  
0- 0  
0- 0  
0- 01- 0  
1- 0  
0- 0  
0- 05- 0  
3- 0  
1- 0  
1- 06- 3  
4- 0  
1- 1  
1- 20- 2  
0- 0  
0- 0  
0- 20- 1  
0- 0  
0- 1  
0- 0NON-CONFERENCE  
HOME  
AWAY  
NEUTRAL0- 0  
0- 0  
0- 0  
0- 01- 0  
1- 0  
0- 0  
0- 05- 0  
3- 0  
1- 0  
1- 00- 0  
0- 0  
0- 0  
0- 00- 0  
0- 0  
0- 0  
0- 00- 0  
0- 0  
0- 0  
0- 0CONFERENCE  
HOME  
AWAY  
NEUTRAL0- 0  
0- 0  
0- 0  
0- 00- 0  
0- 0  
0- 0  
0- 00- 0  
0- 0  
0- 0  
0- 0

RPI 1-25

RPI 26-50

RPI 51-100 Team's RPI: 96

RPI 101+

RPI	S	Opponent	Score
9	N	Drake	59 69
13	N	Gonzaga	40 57

RPI	S	Opponent	Score
35	A	Virginia Tech	51 67

RPI	S	Opponent	Score
109	H	Stony Brook	61 47
153	A	Harvard	60 49
252	H	Saint Francis (PA)	96 52
264	H	Central Conn. St.	73 44
290	N	ETSU	68 44
342	H	Albany (NY)	65 39

RPI	S	Opponent	Score
109	H	Stony Brook	61 47
153	A	Harvard	60 49
252	H	Saint Francis (PA)	96 52
264	H	Central Conn. St.	73 44
290	N	ETSU	68 44
342	H	Albany (NY)	65 39

LAST 12 Division I GAMES:

153	A	Harvard	60	49
35	A	Virginia Tech	51	67
9	N	Drake	59	69
342	H	Albany (NY)	65	39
264	H	Central Conn. St.	73	44
109	H	Stony Brook	61	47

290	N	ETSU	68	44
13	N	Gonzaga	40	57
252	H	Saint Francis (PA)	96	52

Non-Div I Games:

Rutgers

Average RPI Win:	173	WON-LOST	WINNING	LAST 10	STRENGTH OF	OPP. STRENGTH	TEAM	ADJ.	CONF.	ADJ CONF.
Average RPI Loss:	108	RECORD	PCT. RANK	GAMES	SCHEDULE	OF SCHEDULE	RPI	RPI	RPI	RPI
DIV. I ONLY	4- 2	97	1- 0	144	152	85	85	23	23	
DIV. I NON-CONF.	4- 2	97	1- 0	144	152	85	85	23	23	
<hr/>										
TOTALS	RPI 1-25	RPI 26-50	W-L RECORDS	RPI 51-100	RPI 101-150	RPI 150+				
4- 2	0- 1	0- 0	OVERALL	0- 0	3- 0	1- 1				
3- 0	0- 0	0- 0	HOME	0- 0	2- 0	1- 0				
0- 2	0- 1	0- 0	AWAY	0- 0	0- 0	0- 1				
1- 0	0- 0	0- 0	NEUTRAL	0- 0	1- 0	0- 0				
4- 2	0- 1	0- 0	NON-CONFERENCE	0- 0	3- 0	1- 1				
3- 0	0- 0	0- 0	HOME	0- 0	2- 0	1- 0				
0- 2	0- 1	0- 0	AWAY	0- 0	0- 0	0- 1				
1- 0	0- 0	0- 0	NEUTRAL	0- 0	1- 0	0- 0				
0- 0	0- 0	0- 0	CONFERENCE	0- 0	0- 0	0- 0				
0- 0	0- 0	0- 0	HOME	0- 0	0- 0	0- 0				
0- 0	0- 0	0- 0	AWAY	0- 0	0- 0	0- 0				
0- 0	0- 0	0- 0	NEUTRAL	0- 0	0- 0	0- 0				

S  
F  
AS  
F  
A

RPI 1-25				RPI 26-50				RPI 51-100 Team's RPI: 85				RPI 101+			
RPI	S	Opponent	Score	RPI	S	Opponent	Score	RPI	S	Opponent	Score	RPI	S	Opponent	Score
14	A	Miami (FL)	60 81									107	H	Montana St.	60 53
												112	H	Tulsa	76 34
												131	N	Yale	67 57
												202	A	Texas Tech	69 77
												341	H	Morgan St.	69 42
<hr/>															
LAST 12 Division I GAMES:															
14	A	Miami (FL)	60 81	131	N	Yale	67 57	107	H	Montana St.	60 53	202	A	Texas Tech	69 77
				112	H	Tulsa	76 34	341	H	Morgan St.	69 42				

Non-Div I Games: Wiley 97 38 Our Lady of the Lake 93 77

SFA

S  
I  
U  
E

SIUE				Through Games Of Dec. 14, 2018						
Average RPI Win: 312		WON-LOST RECORD	WINNING PCT. RANK	LAST 10 GAMES	STRENGTH OF SCHEDULE	OPP. STRENGTH OF SCHEDULE	TEAM RPI	ADJ. RPI	CONF. RPI	ADJ CONF. RPI
Average RPI Loss: 146										
DIV. I ONLY		4- 3	139	1- 0	314	326	214	214	20	20
DIV. I NON-CONF.		4- 3	139	1- 0	314	326	214	214	20	20
-----										
TOTALS		RPI 1-25	RPI 26-50	W-L RECORDS	RPI 51-100	RPI 101-150	RPI 150+			
4- 3		0- 0	0- 0	OVERALL	0- 1	0- 0	4- 2			
1- 0		0- 0	0- 0	HOME	0- 0	0- 0	1- 0			
3- 3		0- 0	0- 0	AWAY	0- 1	0- 0	3- 2			
0- 0		0- 0	0- 0	NEUTRAL	0- 0	0- 0	0- 0			
4- 3		0- 0	0- 0	NON-CONFERENCE	0- 1	0- 0	4- 2			
1- 0		0- 0	0- 0	HOME	0- 0	0- 0	1- 0			
3- 3		0- 0	0- 0	AWAY	0- 1	0- 0	3- 2			
0- 0		0- 0	0- 0	NEUTRAL	0- 0	0- 0	0- 0			
0- 0		0- 0	0- 0	CONFERENCE	0- 0	0- 0	0- 0			
0- 0		0- 0	0- 0	HOME	0- 0	0- 0	0- 0			
0- 0		0- 0	0- 0	AWAY	0- 0	0- 0	0- 0			
0- 0		0- 0	0- 0	NEUTRAL	0- 0	0- 0	0- 0			
-----										
RPI 1-25		RPI 26-50		RPI 51-100		RPI 101+		Team's RPI: 214		
RPI S	Opponent	Score	RPI S	Opponent	Score	RPI S	Opponent	Score		
						72 A	Missouri	36 59		
						169 A	Loyol a Chi cago	43 56		
						196 A	Sai nt Loui s	56 63		
						257 H	Illi noi s St.	68 61		
						320 A	Purdue Fort Wayne	57 49		
						321 A	Chi cago St.	82 66		
						348 A	Evansvi lle	54 45		
-----										
LAST 12 Division I GAMES:										
321 A	Chi cago St.	82 66	348 A	Evansvi lle	54 45					
169 A	Loyol a Chi cago	43 56	257 H	Illi noi s St.	68 61					
196 A	Sai nt Loui s	56 63								
320 A	Purdue Fort Wayne	57 49								
72 A	Missouri	36 59								

S  
I  
U  
E

Non-Div I Games:

SIUE



Average RPI	Win:	223	WON-LOST	WINNING	LAST 10	STRENGTH OF	OPP. STRENGTH	TEAM	ADJ.	CONF.	ADJ CONF.
Average RPI	Loss:	164	RECORD	PCT. RANK	GAMES	SCHEDULE	OF SCHEDULE	RPI	RPI	RPI	RPI
DIV. I ONLY		2- 3		209	0- 1	191	278	267	267	11	11
DIV. I NON-CONF.		2- 3		209	0- 1	191	278	267	267	11	11
<hr/>											
TOTALS	RPI 1-25		RPI 26-50		W-L RECORDS	RPI 51-100		RPI 101-150		RPI 150+	
2- 3	0- 0		0- 0		OVERALL	0- 0		1- 2		1- 1	
1- 2	0- 0		0- 0		HOME	0- 0		0- 1		1- 1	
0- 0	0- 0		0- 0		AWAY	0- 0		0- 0		0- 0	
1- 1	0- 0		0- 0		NEUTRAL	0- 0		1- 1		0- 0	
2- 3	0- 0		0- 0		NON-CONFERENCE	0- 0		1- 2		1- 1	
1- 2	0- 0		0- 0		HOME	0- 0		0- 1		1- 1	
0- 0	0- 0		0- 0		AWAY	0- 0		0- 0		0- 0	
1- 1	0- 0		0- 0		NEUTRAL	0- 0		1- 1		0- 0	
0- 0	0- 0		0- 0		CONFERENCE	0- 0		0- 0		0- 0	
0- 0	0- 0		0- 0		HOME	0- 0		0- 0		0- 0	
0- 0	0- 0		0- 0		AWAY	0- 0		0- 0		0- 0	
0- 0	0- 0		0- 0		NEUTRAL	0- 0		0- 0		0- 0	

RPI 1-25				RPI 26-50				RPI 51-100				RPI 101+ Team's RPI: 267			
RPI	S	Opponent	Score	RPI	S	Opponent	Score	RPI	S	Opponent	Score	RPI	S	Opponent	Score
												115	H	UC Davi s	60 109
												137	N	Ill i noi s	109 107
												138	N	Pepperdi ne	97 113
												240	H	San Franci sco	75 86
												309	H	Cal Poly	88 85
<hr/>															
LAST 12 Division I GAMES:															
				115	H	UC Davi s	60 109	240	H	San Franci sco	75 86				
								137	N	Ill i noi s	109 107				
								138	N	Pepperdi ne	97 113				
								309	H	Cal Poly	88 85				

Non-Div I Games: Antelope Valley 86 80

Sacramento St.

Average RPI	Win:	270	WON-LOST	WINNING	LAST 10	STRENGTH OF	OPP. STRENGTH	TEAM	ADJ.	CONF.	ADJ CONF.
Average RPI	Loss:	157	RECORD	PCT. RANK	GAMES	SCHEDULE	OF SCHEDULE	RPI	RPI	RPI	RPI
DIV. I ONLY		3- 5		218	0- 1	158	271	212	212	31	31
DIV. I NON-CONF.		3- 5		218	0- 1	158	271	212	212	31	31
-----											
TOTALS	RPI 1-25		RPI 26-50		W-L RECORDS	RPI 51-100		RPI 101-150		RPI 150+	
3- 5	0- 0		0- 0		OVERALL	0- 0		0- 3		3- 2	
1- 2	0- 0		0- 0		HOME	0- 0		0- 1		1- 1	
2- 3	0- 0		0- 0		AWAY	0- 0		0- 2		2- 1	
0- 0	0- 0		0- 0		NEUTRAL	0- 0		0- 0		0- 0	
3- 5	0- 0		0- 0		NON-CONFERENCE	0- 0		0- 3		3- 2	
1- 2	0- 0		0- 0		HOME	0- 0		0- 1		1- 1	
2- 3	0- 0		0- 0		AWAY	0- 0		0- 2		2- 1	
0- 0	0- 0		0- 0		NEUTRAL	0- 0		0- 0		0- 0	
0- 0	0- 0		0- 0		CONFERENCE	0- 0		0- 0		0- 0	
0- 0	0- 0		0- 0		HOME	0- 0		0- 0		0- 0	
0- 0	0- 0		0- 0		AWAY	0- 0		0- 0		0- 0	
0- 0	0- 0		0- 0		NEUTRAL	0- 0		0- 0		0- 0	

RPI 1-25				RPI 26-50				RPI 51-100				RPI 101+ Team' s RPI : 212			
RPI	S	Opponent	Score	RPI	S	Opponent	Score	RPI	S	Opponent	Score	RPI	S	Opponent	Score
												109	H	Stony Brook	58 73
												132	A	Provi dence	52 62
												150	A	Lehi gh	66 70
												179	A	Massachusetts	61 78
												213	H	Monmouth	50 55
												256	A	Hofstra	70 64
												263	A	New Hampshi re	71 60
												292	H	Si ena	72 50
-----															
LAST 12 Di v i s i o n I GAMES:															
				256	A	Hofstra	70 64	150	A	Lehi gh	66 70				
				213	H	Monmouth	50 55	109	H	Stony Brook	58 73				
				132	A	Provi dence	52 62								
				263	A	New Hampshi re	71 60								
				292	H	Si ena	72 50								
				179	A	Massachusetts	61 78								

Non-Di v I Games:

Sacred Heart

Average RPI Win:	351	WON-LOST	WINNING	LAST 10	STRENGTH OF	OPP. STRENGTH	TEAM	ADJ.	CONF.	ADJ CONF.
Average RPI Loss:	112	RECORD	PCT. RANK	GAMES	SCHEDULE	OF SCHEDULE	RPI	RPI	RPI	RPI
DIV. I ONLY	1- 6	299	0- 1	127	226	252	252	31	31	
DIV. I NON-CONF.	1- 6	299	0- 1	127	226	252	252	31	31	
-----										
TOTALS	RPI 1-25	RPI 26-50	W-L RECORDS	RPI 51-100	RPI 101-150	RPI 150+				
1- 6	0- 1	0- 1	OVERALL	0- 1	0- 2	1- 1				
0- 2	0- 0	0- 1	HOME	0- 0	0- 1	0- 0				
1- 4	0- 1	0- 0	AWAY	0- 1	0- 1	1- 1				
0- 0	0- 0	0- 0	NEUTRAL	0- 0	0- 0	0- 0				
1- 6	0- 1	0- 1	NON-CONFERENCE	0- 1	0- 2	1- 1				
0- 2	0- 0	0- 1	HOME	0- 0	0- 1	0- 0				
1- 4	0- 1	0- 0	AWAY	0- 1	0- 1	1- 1				
0- 0	0- 0	0- 0	NEUTRAL	0- 0	0- 0	0- 0				
0- 0	0- 0	0- 0	CONFERENCE	0- 0	0- 0	0- 0				
0- 0	0- 0	0- 0	HOME	0- 0	0- 0	0- 0				
0- 0	0- 0	0- 0	AWAY	0- 0	0- 0	0- 0				
0- 0	0- 0	0- 0	NEUTRAL	0- 0	0- 0	0- 0				

RPI 1-25				RPI 26-50				RPI 51-100				RPI 101+				Team's RPI: 252
RPI	S	Opponent	Score	RPI	S	Opponent	Score	RPI	S	Opponent	Score	RPI	S	Opponent	Score	
11	A	Baylor	58 116	39	H	Duquesne	73 93	96	A	Rutgers	52 96	102	H	FGCU	69 83	
												145	A	Youngstown St.	56 80	
												281	A	Liberty	53 82	
												351	A	Longwood	91 88	
-----																
LAST 12 Division I GAMES:																
				96	A	Rutgers	52 96	145	A	Youngstown St.	56 80					
								102	H	FGCU	69 83					
								351	A	Longwood	91 88					
								39	H	Duquesne	73 93					
								281	A	Liberty	53 82					
								11	A	Baylor	58 116					

Non-Div I Games: Seton Hill 86 74

Saint Francis (PA)

Average RPI	Win:	300	WON-LOST	WINNING	LAST 10	STRENGTH OF	OPP. STRENGTH	TEAM	ADJ.	CONF.	ADJ CONF.
Average RPI	Loss:	141	RECORD	PCT. RANK	GAMES	SCHEDULE	OF SCHEDULE	RPI	RPI	RPI	RPI
DIV. I ONLY		3- 7		254	1- 0	220	243	303	303	16	16
DIV. I NON-CONF.		3- 7		254	1- 0	220	243	303	303	16	16
<hr/>											
TOTALS	RPI 1-25		RPI 26-50		W-L RECORDS	RPI 51-100		RPI 101-150		RPI 150+	
3- 7	0- 0		0- 2		OVERALL	0- 0		0- 2		3- 3	
3- 5	0- 0		0- 2		HOME	0- 0		0- 0		3- 3	
0- 2	0- 0		0- 0		AWAY	0- 0		0- 2		0- 0	
0- 0	0- 0		0- 0		NEUTRAL	0- 0		0- 0		0- 0	
3- 7	0- 0		0- 2		NON-CONFERENCE	0- 0		0- 2		3- 3	
3- 5	0- 0		0- 2		HOME	0- 0		0- 0		3- 3	
0- 2	0- 0		0- 0		AWAY	0- 0		0- 2		0- 0	
0- 0	0- 0		0- 0		NEUTRAL	0- 0		0- 0		0- 0	
0- 0	0- 0		0- 0		CONFERENCE	0- 0		0- 0		0- 0	
0- 0	0- 0		0- 0		HOME	0- 0		0- 0		0- 0	
0- 0	0- 0		0- 0		AWAY	0- 0		0- 0		0- 0	
0- 0	0- 0		0- 0		NEUTRAL	0- 0		0- 0		0- 0	

RPI 1-25				RPI 26-50				RPI 51-100				RPI 101+ Team's RPI: 303			
RPI	S	Opponent	Score	RPI	S	Opponent	Score	RPI	S	Opponent	Score	RPI	S	Opponent	Score
				37	H	Villanova	35 47					121	A	Penn	45 65
				40	H	Auburn	70 81					148	A	Drexel	34 51
												190	H	Towson	52 73
												215	H	Temple	52 58
												238	H	Rider	54 56
												284	H	Col umbi a	68 61
												306	H	Ni agara	68 54
												311	H	Loyol a Maryl and	49 46
<hr/>															
LAST 12 Division I GAMES:															
				311	H	Loyol a Maryl and	49 46	238	H	Ri der	54 56				
				190	H	Towson	52 73	306	H	Ni agara	68 54				
				40	H	Auburn	70 81	121	A	Penn	45 65				
				37	H	Villanova	35 47	148	A	Drexel	34 51				
				284	H	Col umbi a	68 61	215	H	Temple	52 58				

Non-Div I Games:

Saint Joseph's



Average RPI Win: 197

Average RPI Loss: 102

WON-LOST  
RECORDWINNING  
PCT. RANKLAST 10  
GAMESSTRENGTH OF  
SCHEDULEOPP. STRENGTH  
OF SCHEDULETEAM  
RPIADJ.  
RPICONF.  
RPIADJ CONF.  
RPIDIV. I ONLY  
DIV. I NON-CONF.4- 6  
4- 6209  
2090- 1  
0- 1136  
13662  
62196  
196196  
19616  
1616  
16

TOTALS

RPI 1-25

RPI 26-50

W-L RECORDS

RPI 51-100

RPI 101-150

RPI 150+

4- 6 0- 1  
2- 4 0- 1  
2- 1 0- 0  
0- 1 0- 00- 0  
0- 0  
0- 0  
0- 0OVERALL  
HOME  
AWAY  
NEUTRAL0- 1  
0- 1  
0- 0  
0- 00- 3  
0- 1  
0- 1  
0- 14- 1  
2- 1  
2- 0  
0- 04- 6 0- 1  
2- 4 0- 1  
2- 1 0- 0  
0- 1 0- 00- 0  
0- 0  
0- 0  
0- 0NON-CONFERENCE  
HOME  
AWAY  
NEUTRAL0- 1  
0- 1  
0- 0  
0- 00- 3  
0- 1  
0- 1  
0- 14- 1  
2- 1  
2- 0  
0- 00- 0 0- 0  
0- 0 0- 0  
0- 0 0- 0  
0- 0 0- 00- 0  
0- 0  
0- 0  
0- 0CONFERENCE  
HOME  
AWAY  
NEUTRAL0- 0  
0- 0  
0- 0  
0- 00- 0  
0- 0  
0- 0  
0- 00- 0  
0- 0  
0- 0  
0- 0

RPI 1-25

RPI S Opponent Score  
2 H UConn 42 98

RPI 26-50

RPI S Opponent Score

RPI 51-100

RPI S Opponent Score  
72 H Missouri 62 74

RPI 101+

Team's RPI: 196

RPI	S	Opponent	Score
112	A	Tulsa	75 86
113	N	Chattanooga	61 71
126	H	Indiana St.	56 60
154	A	Virginia	67 65
156	H	Southern Ill.	62 58
184	H	Cincinnati	50 51
214	H	SIUE	63 56
262	A	Eastern Ky.	70 43

LAST 12 Division I GAMES:

2 H UConn	42 98	72 H Missouri	62 74
214 H SIUE	63 56	184 H Cincinnati	50 51
156 H Southern Ill.	62 58	126 H Indiana St.	56 60
154 A Virginia	67 65	262 A Eastern Ky.	70 43
113 N Chattanooga	61 71		
112 A Tulsa	75 86		

Non-Div I Games:

Saint Louis

■ Loss, 
 ■ Non-Conf, 
 S Site, 
 ■ Home 
 ■ Away 
 N Neutral

Average RPI	Win:	204	WON-LOST	WINNING	LAST 10	STRENGTH OF	OPP. STRENGTH	TEAM	ADJ.	CONF.	ADJ CONF.
Average RPI	Loss:	27	RECORD	PCT. RANK	GAMES	SCHEDULE	OF SCHEDULE	RPI	RPI	RPI	RPI
DIV. I ONLY		5- 3		113	0- 1	39	88	41	41	7	7
DIV. I NON-CONF.		5- 3		113	0- 1	39	88	41	41	7	7
-----											
TOTALS	RPI 1-25		RPI 26-50		W-L RECORDS	RPI 51-100		RPI 101-150		RPI 150+	
5- 3	0- 2		1- 0		OVERALL	0- 1		0- 0		4- 0	
2- 2	0- 2		1- 0		HOME	0- 0		0- 0		1- 0	
3- 1	0- 0		0- 0		AWAY	0- 1		0- 0		3- 0	
0- 0	0- 0		0- 0		NEUTRAL	0- 0		0- 0		0- 0	
5- 3	0- 2		1- 0		NON-CONFERENCE	0- 1		0- 0		4- 0	
2- 2	0- 2		1- 0		HOME	0- 0		0- 0		1- 0	
3- 1	0- 0		0- 0		AWAY	0- 1		0- 0		3- 0	
0- 0	0- 0		0- 0		NEUTRAL	0- 0		0- 0		0- 0	
0- 0	0- 0		0- 0		CONFERENCE	0- 0		0- 0		0- 0	
0- 0	0- 0		0- 0		HOME	0- 0		0- 0		0- 0	
0- 0	0- 0		0- 0		AWAY	0- 0		0- 0		0- 0	
0- 0	0- 0		0- 0		NEUTRAL	0- 0		0- 0		0- 0	

RPI 1-25				RPI 26-50				Team's RPI: 41				RPI 51-100				RPI 101+			
RPI	S	Opponent	Score	RPI	S	Opponent	Score	RPI	S	Opponent	Score	RPI	S	Opponent	Score	RPI	S	Opponent	Score
3	H	Cal i forni a	78 81	47	H	Wyomi ng	90 84	73	A	Oregon St.	56 89	181	A	Washi ngton St.	70 64				
6	H	Oregon	55 79									188	H	Mi l waukee	73 71				
												297	A	UC Santa Barbara	80 55				
												309	A	Cal Poly	69 51				
LAST 12 Division I GAMES:																			
6	H	Oregon	55 79	3	H	Cal i forni a	78 81												
188	H	Mi l waukee	73 71	309	A	Cal Poly	69 51												
73	A	Oregon St.	56 89	297	A	UC Santa Barbara	80 55												
181	A	Washi ngton St.	70 64																
47	H	Wyomi ng	90 84																

Non-Div I Games:

Saint Mary's (CA)

Average RPI Win:	332	WON-LOST	WINNING	LAST 10	STRENGTH OF	OPP. STRENGTH	TEAM	ADJ.	CONF.	ADJ CONF.
Average RPI Loss:	187	RECORD	PCT. RANK	GAMES	SCHEDULE	OF SCHEDULE	RPI	RPI	RPI	RPI
DIV. I ONLY	4- 6	209	0- 1	258	350	278	278	28	28	
DIV. I NON-CONF.	4- 6	209	0- 1	258	350	278	278	28	28	
-----										
TOTALS	RPI 1-25	RPI 26-50	W-L RECORDS	RPI 51-100	RPI 101-150	RPI 150+				
4- 6	0- 0	0- 0	OVERALL	0- 0	0- 3	4- 3				
3- 1	0- 0	0- 0	HOME	0- 0	0- 0	3- 1				
1- 5	0- 0	0- 0	AWAY	0- 0	0- 3	1- 2				
0- 0	0- 0	0- 0	NEUTRAL	0- 0	0- 0	0- 0				
4- 6	0- 0	0- 0	NON-CONFERENCE	0- 0	0- 3	4- 3				
3- 1	0- 0	0- 0	HOME	0- 0	0- 0	3- 1				
1- 5	0- 0	0- 0	AWAY	0- 0	0- 3	1- 2				
0- 0	0- 0	0- 0	NEUTRAL	0- 0	0- 0	0- 0				
0- 0	0- 0	0- 0	CONFERENCE	0- 0	0- 0	0- 0				
0- 0	0- 0	0- 0	HOME	0- 0	0- 0	0- 0				
0- 0	0- 0	0- 0	AWAY	0- 0	0- 0	0- 0				
0- 0	0- 0	0- 0	NEUTRAL	0- 0	0- 0	0- 0				

RPI 1-25				RPI 26-50				RPI 51-100				RPI 101+ Team's RPI: 278			
RPI	S	Opponent	Score	RPI	S	Opponent	Score	RPI	S	Opponent	Score	RPI	S	Opponent	Score
												116	A	Seton Hall	47 90
												127	A	Boston College	57 89
												131	A	Yale	56 72
												201	H	Cal St. Fullerton	45 69
												228	A	St. Francis Brooklyn	70 74
												317	A	UMass Lowell	57 59
												319	A	Lafayette	62 60
												325	H	NJIT	70 57
												335	H	Wagner	69 57
												349	H	LIU Brooklyn	86 59
LAST 12 Division I GAMES:															
				228	A	St. Francis Brooklyn	70 74					201	H	Cal St. Fullerton	45 69
				127	A	Boston College	57 89					131	A	Yale	56 72
				317	A	UMass Lowell	57 59					116	A	Seton Hall	47 90
				325	H	NJIT	70 57					335	H	Wagner	69 57
												319	A	Lafayette	62 60
												349	H	LIU Brooklyn	86 59

Non-Div I Games:

Saint Peter's

Average RPI Win:	302	WON-LOST	WINNING	LAST 10	STRENGTH OF	OPP. STRENGTH	TEAM	ADJ.	CONF.	ADJ CONF.
Average RPI Loss:	168	RECORD	PCT. RANK	GAMES	SCHEDULE	OF SCHEDULE	RPI	RPI	RPI	RPI
DIV. I ONLY	2- 4	237	0- 1	128	325	205	205	23	23	
DIV. I NON-CONF.	2- 4	237	0- 1	128	325	205	205	23	23	
-----										
TOTALS	RPI 1-25	RPI 26-50	W-L RECORDS	RPI 51-100	RPI 101-150	RPI 150+				
2- 4	0- 0	0- 0	OVERALL	0- 1	0- 0	2- 3				
0- 1	0- 0	0- 0	HOME	0- 0	0- 0	0- 1				
2- 2	0- 0	0- 0	AWAY	0- 1	0- 0	2- 1				
0- 1	0- 0	0- 0	NEUTRAL	0- 0	0- 0	0- 1				
2- 4	0- 0	0- 0	NON-CONFERENCE	0- 1	0- 0	2- 3				
0- 1	0- 0	0- 0	HOME	0- 0	0- 0	0- 1				
2- 2	0- 0	0- 0	AWAY	0- 1	0- 0	2- 1				
0- 1	0- 0	0- 0	NEUTRAL	0- 0	0- 0	0- 1				
0- 0	0- 0	0- 0	CONFERENCE	0- 0	0- 0	0- 0				
0- 0	0- 0	0- 0	HOME	0- 0	0- 0	0- 0				
0- 0	0- 0	0- 0	AWAY	0- 0	0- 0	0- 0				
0- 0	0- 0	0- 0	NEUTRAL	0- 0	0- 0	0- 0				

RPI 1-25				RPI 26-50				RPI 51-100				RPI 101+ Team's RPI: 205					
RPI	S	Opponent	Score	RPI	S	Opponent	Score	RPI	S	Opponent	Score	RPI	S	Opponent	Score		
								75	A	LSU	52	66	152	H	Oral Roberts	62	73
													207	N	Troy	79	84
													239	A	Wi chi ta St.	55	63
													266	A	Southern Mi ss.	65	61
													337	A	Loui si ana	68	62
LAST 12 Di vi si on I GAMES:																	
				152	H	Oral Roberts	62	73	207	N	Troy	79	84				
				337	A	Loui si ana	68	62	239	A	Wi chi ta St.	55	63				
				266	A	Southern Mi ss.	65	61	75	A	LSU	52	66				

Non-Div I Games: UNKNOWN 94 46 Wiley 101 63 Jarvis Christian 100 55

Sam Houston St.

Average RPI Win: 284  
Average RPI Loss: 181

WON-LOST  
RECORD

WINNING  
PCT. RANK

LAST 10  
GAMES

STRENGTH OF  
SCHEDULE

OPP. STRENGTH  
OF SCHEDULE

TEAM  
RPI

ADJ.  
RPI

CONF.  
RPI

ADJ CONF.  
RPI

DIV. I ONLY	2- 7	272	0- 1	193	269	269	269	26	26
DIV. I NON-CONF.	2- 7	272	0- 1	193	269	269	269	26	26
TOTALS	RPI 1-25	RPI 26-50	W-L RECORDS	RPI 51-100	RPI 101-150	RPI 150+			
2- 7	0- 0	0- 0	OVERALL	0- 2	0- 0	2- 5			
1- 1	0- 0	0- 0	HOME	0- 0	0- 0	1- 1			
1- 6	0- 0	0- 0	AWAY	0- 2	0- 0	1- 4			
0- 0	0- 0	0- 0	NEUTRAL	0- 0	0- 0	0- 0			
2- 7	0- 0	0- 0	NON-CONFERENCE	0- 2	0- 0	2- 5			
1- 1	0- 0	0- 0	HOME	0- 0	0- 0	1- 1			
1- 6	0- 0	0- 0	AWAY	0- 2	0- 0	1- 4			
0- 0	0- 0	0- 0	NEUTRAL	0- 0	0- 0	0- 0			
0- 0	0- 0	0- 0	CONFERENCE	0- 0	0- 0	0- 0			
0- 0	0- 0	0- 0	HOME	0- 0	0- 0	0- 0			
0- 0	0- 0	0- 0	AWAY	0- 0	0- 0	0- 0			
0- 0	0- 0	0- 0	NEUTRAL	0- 0	0- 0	0- 0			

RPI 1-25				RPI 26-50				RPI 51-100				RPI 101+ Team's RPI: 269			
RPI	S	Opponent	Score	RPI	S	Opponent	Score	RPI	S	Opponent	Score	RPI	S	Opponent	Score
								62	A	UT Martin	68 89	173	H	UAB	41 66
								99	A	Oklahoma St.	62 82	189	A	Hampton	57 64
												207	A	Troy	52 72
												244	A	Alabama St.	60 51
												266	A	Southern Miss.	40 76
												272	A	Memphis	48 53
												323	H	Presbyterian	75 54
LAST 12 Division I GAMES:															
				189	A	Hampton	57 64	272	A	Memphis	48 53				
				99	A	Oklahoma St.	62 82	173	H	UAB	41 66				
				266	A	Southern Miss.	40 76	323	H	Presbyterian	75 54				
				244	A	Alabama St.	60 51								
				207	A	Troy	52 72								
				62	A	UT Martin	68 89								

Non-Div I Games:

Rhodes

71 54

Samford

Average RPI Win:

245

Average RPI Loss:

84

WON-LOST  
RECORD

5- 3

WINNING  
PCT. RANK

113

LAST 10  
GAMES

0- 0

STRENGTH OF  
SCHEDULE

172

OPP. STRENGTH  
OF SCHEDULE

86

TEAM  
RPI

134

ADJ.  
RPI

134

CONF.  
RPI

7

ADJ CONF.  
RPI

7

DIV. I ONLY  
DIV. I NON-CONF.

5- 3

113

0- 0

172

86

134

134

7

7

5- 3

113

0- 0

172

86

134

134

7

7

TOTALS

RPI 1-25

RPI 26-50

W-L RECORDS

RPI 51-100

RPI 101-150

RPI 150+

5- 3

0- 2

0- 0

OVERALL

0- 0

0- 0

5- 1

4- 1

0- 1

0- 0

HOME

0- 0

0- 0

4- 0

1- 2

0- 1

0- 0

AWAY

0- 0

0- 0

1- 1

0- 0

0- 0

0- 0

NEUTRAL

0- 0

0- 0

0- 0

5- 3

0- 2

0- 0

NON-CONFERENCE

0- 0

0- 0

5- 1

4- 1

0- 1

0- 0

HOME

0- 0

0- 0

4- 0

1- 2

0- 1

0- 0

AWAY

0- 0

0- 0

1- 1

0- 0

0- 0

0- 0

NEUTRAL

0- 0

0- 0

0- 0

0- 0

0- 0

0- 0

CONFERENCE

0- 0

0- 0

0- 0

0- 0

0- 0

0- 0

HOME

0- 0

0- 0

0- 0

0- 0

0- 0

0- 0

AWAY

0- 0

0- 0

0- 0

0- 0

0- 0

0- 0

NEUTRAL

0- 0

0- 0

0- 0

RPI 1-25

RPI 26-50

RPI 51-100

RPI 101+

Team's RPI: 134

RPI	S	Opponent	Score
3	H	Cal i forni a	53 70
25	A	Mi nnesota	48 53

RPI	S	Opponent	Score
-----	---	----------	-------

RPI	S	Opponent	Score
-----	---	----------	-------

RPI	S	Opponent	Score
160	H	San Diego St.	72 71
224	A	Southern Utah	59 69
237	H	Dartmouth	78 76
270	A	Long Beach St.	60 56
277	H	Hawai i	58 50
279	H	Cl evel and St.	83 82

LAST 12 Division I GAMES:

277	H	Hawai i	58	50
224	A	Southern Utah	59	69

270	A	Long Beach St.	60	56
237	H	Dartmouth	78	76

160	H	San Diego St.	72	71
3	H	Cal i forni a	53	70
279	H	Cl evel and St.	83	82
25	A	Mi nnesota	48	53

Non-Div I Games: Cal St. San B'dino 76 58

San Diego

Average RPI Win: 252  
Average RPI Loss: 107

WON-LOST  
RECORD

WINNING  
PCT. RANK

LAST 10  
GAMES

STRENGTH OF  
SCHEDULE

OPP. STRENGTH  
OF SCHEDULE

TEAM  
RPI

ADJ.  
RPI

CONF.  
RPI

ADJ CONF.  
RPI

DIV. I ONLY	5- 5	163	0- 1	131	218	160	160	9	9
DIV. I NON-CONF.	5- 5	163	0- 1	131	218	160	160	9	9
-----									
TOTALS	RPI 1-25	RPI 26-50	W-L RECORDS	RPI 51-100	RPI 101-150	RPI 150+			
5- 5	0- 0	0- 0	OVERALL	0- 2	0- 3	5- 0			
3- 2	0- 0	0- 0	HOME	0- 2	0- 0	3- 0			
2- 3	0- 0	0- 0	AWAY	0- 0	0- 3	2- 0			
0- 0	0- 0	0- 0	NEUTRAL	0- 0	0- 0	0- 0			
5- 5	0- 0	0- 0	NON-CONFERENCE	0- 2	0- 3	5- 0			
3- 2	0- 0	0- 0	HOME	0- 2	0- 0	3- 0			
2- 3	0- 0	0- 0	AWAY	0- 0	0- 3	2- 0			
0- 0	0- 0	0- 0	NEUTRAL	0- 0	0- 0	0- 0			
0- 0	0- 0	0- 0	CONFERENCE	0- 0	0- 0	0- 0			
0- 0	0- 0	0- 0	HOME	0- 0	0- 0	0- 0			
0- 0	0- 0	0- 0	AWAY	0- 0	0- 0	0- 0			
0- 0	0- 0	0- 0	NEUTRAL	0- 0	0- 0	0- 0			

RPI 1-25				RPI 26-50				RPI 51-100				RPI 101+ Team's RPI: 160					
RPI	S	Opponent	Score	RPI	S	Opponent	Score	RPI	S	Opponent	Score	RPI	S	Opponent	Score		
								51	H	TCU	64	81	134	A	San Diego	71	72
								74	H	Ari zona	60	69	135	A	CSUN	74	77
													141	A	Santa Clara	43	60
													201	A	Cal St. Fullerton	83	72
													203	A	UC Irvine	78	70
													277	H	Hawai i	58	57
													285	H	Incarnate Word	81	38
													294	H	Cal i forn i a Bapti st	83	67
LAST 12 Division I GAMES:																	
135	A	CSUN	74	77	51	H	TCU	64	81	294	H	Cal i forn i a Bapti st	83	67			
203	A	UC Irvine	78	70	285	H	Incarnate Word	81	38	201	A	Cal St. Fullerton	83	72			
74	H	Ari zona	60	69	141	A	Santa Clara	43	60	141	A	Santa Clara	43	60			
134	A	San Di ego	71	72	277	H	Hawai i	58	57								

Non-Div I Games:

San Diego St.

Average RPI Win:	268	WON-LOST	WINNING	LAST 10	STRENGTH OF	OPP. STRENGTH	TEAM	ADJ.	CONF.	ADJ CONF.
Average RPI Loss:	126	RECORD	PCT. RANK	GAMES	SCHEDULE	OF SCHEDULE	RPI	RPI	RPI	RPI
DIV. I ONLY	3- 5	218	1- 0	248	121	240	240	7	7	
DIV. I NON-CONF.	3- 5	218	1- 0	248	121	240	240	7	7	
-----										
TOTALS	RPI 1-25	RPI 26-50	W-L RECORDS	RPI 51-100	RPI 101-150	RPI 150+				
3- 5	0- 1	0- 1	OVERALL	0- 0	0- 0	3- 3				
1- 2	0- 0	0- 1	HOME	0- 0	0- 0	1- 1				
1- 3	0- 1	0- 0	AWAY	0- 0	0- 0	1- 2				
1- 0	0- 0	0- 0	NEUTRAL	0- 0	0- 0	1- 0				
3- 5	0- 1	0- 1	NON-CONFERENCE	0- 0	0- 0	3- 3				
1- 2	0- 0	0- 1	HOME	0- 0	0- 0	1- 1				
1- 3	0- 1	0- 0	AWAY	0- 0	0- 0	1- 2				
1- 0	0- 0	0- 0	NEUTRAL	0- 0	0- 0	1- 0				
0- 0	0- 0	0- 0	CONFERENCE	0- 0	0- 0	0- 0				
0- 0	0- 0	0- 0	HOME	0- 0	0- 0	0- 0				
0- 0	0- 0	0- 0	AWAY	0- 0	0- 0	0- 0				
0- 0	0- 0	0- 0	NEUTRAL	0- 0	0- 0	0- 0				

RPI 1-25				RPI 26-50				RPI 51-100				RPI 101+ Team's RPI: 240			
RPI	S	Opponent	Score	RPI	S	Opponent	Score	RPI	S	Opponent	Score	RPI	S	Opponent	Score
20	A	Stanford	62 96	38	H	Northern Colo.	63 68					181	A	Washington St.	61 91
												185	H	UT Arlington	73 80
												204	A	Idaho	63 70
												229	H	San Jose St.	85 63
												267	A	Sacramento St.	86 75
												309	N	Cal Poly	65 62
LAST 12 Division I GAMES:															
267	A	Sacramento St.	86 75	20	A	Stanford	62 96								
204	A	Idaho	63 70	229	H	San Jose St.	85 63								
181	A	Washington St.	61 91												
185	H	UT Arlington	73 80												
38	H	Northern Colo.	63 68												
309	N	Cal Poly	65 62												

Non-Div I Games:

San Francisco



Average RPI	Win:	274	WON-LOST	WINNING	LAST 10	STRENGTH OF	OPP. STRENGTH	TEAM	ADJ.	CONF.	ADJ CONF.
Average RPI	Loss:	127	RECORD	PCT. RANK	GAMES	SCHEDULE	OF SCHEDULE	RPI	RPI	RPI	RPI
DIV. I ONLY		1- 6		299	0- 1	29		317	229	229	9 9
DIV. I NON-CONF.		1- 6		299	0- 1	29		317	229	229	9 9
-----											
TOTALS	RPI 1-25		RPI 26-50		W-L RECORDS	RPI 51-100		RPI 101-150		RPI 150+	
1- 6	0- 1		0- 0		OVERALL	0- 2		0- 1		1- 2	
1- 2	0- 0		0- 0		HOME	0- 1		0- 0		1- 1	
0- 4	0- 1		0- 0		AWAY	0- 1		0- 1		0- 1	
0- 0	0- 0		0- 0		NEUTRAL	0- 0		0- 0		0- 0	
1- 6	0- 1		0- 0		NON-CONFERENCE	0- 2		0- 1		1- 2	
1- 2	0- 0		0- 0		HOME	0- 1		0- 0		1- 1	
0- 4	0- 1		0- 0		AWAY	0- 1		0- 1		0- 1	
0- 0	0- 0		0- 0		NEUTRAL	0- 0		0- 0		0- 0	
0- 0	0- 0		0- 0		CONFERENCE	0- 0		0- 0		0- 0	
0- 0	0- 0		0- 0		HOME	0- 0		0- 0		0- 0	
0- 0	0- 0		0- 0		AWAY	0- 0		0- 0		0- 0	
0- 0	0- 0		0- 0		NEUTRAL	0- 0		0- 0		0- 0	

RPI 1-25				RPI 26-50				RPI 51-100				RPI 101+ Team's RPI: 229			
RPI	S	Opponent	Score	RPI	S	Opponent	Score	RPI	S	Opponent	Score	RPI	S	Opponent	Score
22	A	Col orado	64 76					84	H	Paci fi c	67 91	124	A	Nebraska	63 96
								88	A	Portland St.	51 80	203	H	UC I rvi ne	66 74
												240	A	San Franci sco	63 85
												274	H	CSU Bakersfi el d	82 72
LAST 12 Divi sion I GAMES:															
274	H	CSU Bakersfi el d	82 72	124	A	Nebraska	63 96								
88	A	Portland St.	51 80	22	A	Col orado	64 76								
240	A	San Franci sco	63 85	203	H	UC I rvi ne	66 74								
				84	H	Paci fi c	67 91								

Non-Div I Games: San Fran. St. 66 73

San Jose St.

Average RPI Win:	206	WON-LOST	WINNING	LAST 10	STRENGTH OF	OPP. STRENGTH	TEAM	ADJ.	CONF.	ADJ CONF.
Average RPI Loss:	103	RECORD	PCT. RANK	GAMES	SCHEDULE	OF SCHEDULE	RPI	RPI	RPI	RPI
DIV. I ONLY	4- 4	163	0- 1	105	190	141	141	7	7	
DIV. I NON-CONF.	4- 4	163	0- 1	105	190	141	141	7	7	
-----										
TOTALS	RPI 1-25	RPI 26-50	W-L RECORDS	RPI 51-100	RPI 101-150	RPI 150+				
4- 4	0- 0	0- 0	OVERALL	0- 2	0- 2	4- 0				
3- 1	0- 0	0- 0	HOME	0- 0	0- 1	3- 0				
1- 3	0- 0	0- 0	AWAY	0- 2	0- 1	1- 0				
0- 0	0- 0	0- 0	NEUTRAL	0- 0	0- 0	0- 0				
4- 4	0- 0	0- 0	NON-CONFERENCE	0- 2	0- 2	4- 0				
3- 1	0- 0	0- 0	HOME	0- 0	0- 1	3- 0				
1- 3	0- 0	0- 0	AWAY	0- 2	0- 1	1- 0				
0- 0	0- 0	0- 0	NEUTRAL	0- 0	0- 0	0- 0				
0- 0	0- 0	0- 0	CONFERENCE	0- 0	0- 0	0- 0				
0- 0	0- 0	0- 0	HOME	0- 0	0- 0	0- 0				
0- 0	0- 0	0- 0	AWAY	0- 0	0- 0	0- 0				
0- 0	0- 0	0- 0	NEUTRAL	0- 0	0- 0	0- 0				

RPI 1-25				RPI 26-50				RPI 51-100				RPI 101+ Team's RPI: 141					
RPI	S	Opponent	Score	RPI	S	Opponent	Score	RPI	S	Opponent	Score	RPI	S	Opponent	Score		
								73	A	Oregon St.	31	82	119	A	Fresno St.	53	80
								86	A	Southern Cal i forni a	46	77	135	H	CSUN	38	53
													160	H	San Diego St.	60	43
													201	A	Cal St. Fullerton	64	60
													217	H	Nevada	56	48
													245	H	Missouri St.	77	73
LAST 12 Division I GAMES:																	
				119	A	Fresno St.	53	80	245	H	Missouri St.	77	73				
				73	A	Oregon St.	31	82	201	A	Cal St. Fullerton	64	60				
				135	H	CSUN	38	53	86	A	Southern Cal i forni a	46	77				
									160	H	San Diego St.	60	43				
									217	H	Nevada	56	48				

Non-Div I Games: Sonoma St. 98 38

Santa Clara

Average RPI	Win:	0	WON-LOST	WINNING	LAST 10	STRENGTH OF	OPP. STRENGTH	TEAM	ADJ.	CONF.	ADJ CONF.
Average RPI	Loss:	161	RECORD	PCT. RANK	GAMES	SCHEDULE	OF SCHEDULE	RPI	RPI	RPI	RPI
DIV. I ONLY		0- 6		328	0- 1	308	63	343	343	32	32
DIV. I NON-CONF.		0- 6		328	0- 1	308	63	343	343	32	32
-----											
TOTALS	RPI 1-25		RPI 26-50		W-L RECORDS	RPI 51-100		RPI 101-150		RPI 150+	
0- 6	0- 1		0- 1		OVERALL	0- 0		0- 0		0- 4	
0- 3	0- 0		0- 0		HOME	0- 0		0- 0		0- 3	
0- 3	0- 1		0- 1		AWAY	0- 0		0- 0		0- 1	
0- 0	0- 0		0- 0		NEUTRAL	0- 0		0- 0		0- 0	
0- 6	0- 1		0- 1		NON-CONFERENCE	0- 0		0- 0		0- 4	
0- 3	0- 0		0- 0		HOME	0- 0		0- 0		0- 3	
0- 3	0- 1		0- 1		AWAY	0- 0		0- 0		0- 1	
0- 0	0- 0		0- 0		NEUTRAL	0- 0		0- 0		0- 0	
0- 0	0- 0		0- 0		CONFERENCE	0- 0		0- 0		0- 0	
0- 0	0- 0		0- 0		HOME	0- 0		0- 0		0- 0	
0- 0	0- 0		0- 0		AWAY	0- 0		0- 0		0- 0	
0- 0	0- 0		0- 0		NEUTRAL	0- 0		0- 0		0- 0	

RPI 1-25				RPI 26-50				RPI 51-100				RPI 101+ Team's RPI: 343			
RPI	S	Opponent	Score	RPI	S	Opponent	Score	RPI	S	Opponent	Score	RPI	S	Opponent	Score
23	A	South Dakota St.	49 97	32	A	DePaul	61 124					198	H	Texas Southern	41 65
												232	A	Ole Miss	51 74
												235	H	Jacksonville	58 68
												243	H	Ga. Southern	71 82
LAST 12 Division I GAMES:															
232	A	Ole Miss	51 74	23	A	South Dakota St.	49 97								
198	H	Texas Southern	41 65												
32	A	DePaul	61 124												
235	H	Jacksonville	58 68												
243	H	Ga. Southern	71 82												

Non-Div I Games: Carver 101 49 Wesleyan (GA) 155 26

Savannah St.

Average RPI Win:	0	WON-LOST	WINNING	LAST 10	STRENGTH OF	OPP. STRENGTH	TEAM	ADJ.	CONF.	ADJ CONF.
Average RPI Loss:	127	RECORD	PCT. RANK	GAMES	SCHEDULE	OF SCHEDULE	RPI	RPI	RPI	RPI
DIV. I ONLY	0- 10	328	0- 1	26	300	254	254	30	30	
DIV. I NON-CONF.	0- 10	328	0- 1	26	300	254	254	30	30	
-----										
TOTALS	RPI 1-25	RPI 26-50	W-L RECORDS	RPI 51-100	RPI 101-150	RPI 150+				
0- 10	0- 0	0- 0	OVERALL	0- 5	0- 3	0- 2				
0- 4	0- 0	0- 0	HOME	0- 1	0- 2	0- 1				
0- 5	0- 0	0- 0	AWAY	0- 3	0- 1	0- 1				
0- 1	0- 0	0- 0	NEUTRAL	0- 1	0- 0	0- 0				
0- 10	0- 0	0- 0	NON-CONFERENCE	0- 5	0- 3	0- 2				
0- 4	0- 0	0- 0	HOME	0- 1	0- 2	0- 1				
0- 5	0- 0	0- 0	AWAY	0- 3	0- 1	0- 1				
0- 1	0- 0	0- 0	NEUTRAL	0- 1	0- 0	0- 0				
0- 0	0- 0	0- 0	CONFERENCE	0- 0	0- 0	0- 0				
0- 0	0- 0	0- 0	HOME	0- 0	0- 0	0- 0				
0- 0	0- 0	0- 0	AWAY	0- 0	0- 0	0- 0				
0- 0	0- 0	0- 0	NEUTRAL	0- 0	0- 0	0- 0				

RPI 1-25				RPI 26-50				RPI 51-100				RPI 101+ Team's RPI: 254					
RPI	S	Opponent	Score	RPI	S	Opponent	Score	RPI	S	Opponent	Score	RPI	S	Opponent	Score		
								58	H	Washington	58	69	115	A	UC Davis	59	76
								74	N	Arizona	54	84	136	H	Northern Ariz.	58	65
								84	A	Pacific	61	75	138	H	Pepperdine	64	78
								88	A	Portland St.	43	68	201	H	Cal St. Fullerton	54	57
								98	A	Utah	62	89	277	A	Hawaii	51	67
LAST 12 Division I GAMES:																	
115	A	UC Davis	59	76	84	A	Pacific	61	75	138	H	Pepperdine	64	78			
74	N	Arizona	54	84	58	H	Washington	58	69								
136	H	Northern Ariz.	58	65	98	A	Utah	62	89								
201	H	Cal St. Fullerton	54	57	88	A	Portland St.	43	68								
								277	A	Hawaii	51	67					

Non-Div I Games:

Seattle U

Average RPI	Win:	265	WON-LOST	WINNING	LAST 10	STRENGTH OF	OPP. STRENGTH	TEAM	ADJ.	CONF.	ADJ CONF.
Average RPI	Loss:	23	RECORD	PCT. RANK	GAMES	SCHEDULE	OF SCHEDULE	RPI	RPI	RPI	RPI
DIV. I ONLY		7- 2		51	0- 1	268	110	116	116	4	4
DIV. I NON-CONF.		7- 2		51	0- 1	268	110	116	116	4	4
<hr/>											
TOTALS	RPI 1-25		RPI 26-50		W-L RECORDS	RPI 51-100		RPI 101-150		RPI 150+	
7- 2	0- 1		0- 1		OVERALL	0- 0		0- 0		7- 0	
6- 0	0- 0		0- 0		HOME	0- 0		0- 0		6- 0	
1- 2	0- 1		0- 1		AWAY	0- 0		0- 0		1- 0	
0- 0	0- 0		0- 0		NEUTRAL	0- 0		0- 0		0- 0	
7- 2	0- 1		0- 1		NON-CONFERENCE	0- 0		0- 0		7- 0	
6- 0	0- 0		0- 0		HOME	0- 0		0- 0		6- 0	
1- 2	0- 1		0- 1		AWAY	0- 0		0- 0		1- 0	
0- 0	0- 0		0- 0		NEUTRAL	0- 0		0- 0		0- 0	
0- 0	0- 0		0- 0		CONFERENCE	0- 0		0- 0		0- 0	
0- 0	0- 0		0- 0		HOME	0- 0		0- 0		0- 0	
0- 0	0- 0		0- 0		AWAY	0- 0		0- 0		0- 0	
0- 0	0- 0		0- 0		NEUTRAL	0- 0		0- 0		0- 0	

RPI 1-25				RPI 26-50				RPI 51-100				RPI 101+ Team's RPI: 116			
RPI	S	Opponent	Score	RPI	S	Opponent	Score	RPI	S	Opponent	Score	RPI	S	Opponent	Score
2	A	UConn	61 99	44	A	UCLA	62 78					157	A	Princeton	70 66
												228	H	St. Francis Brooklyn	100 77
												246	H	Kennesaw St.	102 80
												278	H	Saint Peter's	90 47
												293	H	UTSA	84 53
												317	H	UMass Lowell	90 57
												335	H	Wagner	95 40
<hr/>															
LAST 12 Division I GAMES:															
2	A	UConn	61 99	228	H	St. Francis Brooklyn	100 77								
278	H	Saint Peter's	90 47	44	A	UCLA	62 78								
317	H	UMass Lowell	90 57	157	A	Princeton	70 66								
				293	H	UTSA	84 53								
				246	H	Kennesaw St.	102 80								
				335	H	Wagner	95 40								

Non-Div I Games:

Seton Hall

# Siena

S  
i  
e  
n  
a

Si ena



Average RPI	Win:	178	WON-LOST	WINNING	LAST 10	STRENGTH OF	OPP. STRENGTH	TEAM	ADJ.	CONF.	ADJ CONF.
Average RPI	Loss:	36	RECORD	PCT. RANK	GAMES	SCHEDULE	OF SCHEDULE	RPI	RPI	RPI	RPI
DIV. I ONLY		5- 4		147	0- 1	36	83	81	81	5	5
DIV. I NON-CONF.		5- 4		147	0- 1	36	83	81	81	5	5
-----											
TOTALS	RPI 1-25		RPI 26-50		W-L RECORDS	RPI 51-100		RPI 101-150		RPI 150+	
5- 4	0- 2		1- 1		OVERALL	1- 1		0- 0		3- 0	
3- 2	0- 1		1- 1		HOME	1- 0		0- 0		1- 0	
1- 0	0- 0		0- 0		AWAY	0- 0		0- 0		1- 0	
1- 2	0- 1		0- 0		NEUTRAL	0- 1		0- 0		1- 0	
5- 4	0- 2		1- 1		NON-CONFERENCE	1- 1		0- 0		3- 0	
3- 2	0- 1		1- 1		HOME	1- 0		0- 0		1- 0	
1- 0	0- 0		0- 0		AWAY	0- 0		0- 0		1- 0	
1- 2	0- 1		0- 0		NEUTRAL	0- 1		0- 0		1- 0	
0- 0	0- 0		0- 0		CONFERENCE	0- 0		0- 0		0- 0	
0- 0	0- 0		0- 0		HOME	0- 0		0- 0		0- 0	
0- 0	0- 0		0- 0		AWAY	0- 0		0- 0		0- 0	
0- 0	0- 0		0- 0		NEUTRAL	0- 0		0- 0		0- 0	

RPI 1-25				RPI 26-50				RPI 51-100 Team's RPI: 81				RPI 101+			
RPI	S	Opponent	Score	RPI	S	Opponent	Score	RPI	S	Opponent	Score	RPI	S	Opponent	Score
9	N	Drake	85 90	45	H	Cl emson	69 57	73	N	Oregon St.	68 70	216	H	Appal achian St.	80 50
11	H	Bayl or	69 94	50	H	Maryl and	61 85	94	H	Dayton	65 55	244	A	Al abama St.	94 38
												290	N	ETSU	101 55
LAST 12 Division I GAMES:															
		9 N Drake	85 90			216 H Appal achian St.	80 50								
		73 N Oregon St.	68 70			11 H Bayl or	69 94								
		244 A Al abama St.	94 38			94 H Dayton	65 55								
						290 N ETSU	101 55								
						50 H Maryl and	61 85								
						45 H Cl emson	69 57								

Non-Div I Games:

South Carolina



Average RPI Win:	302	WON-LOST	WINNING	LAST 10	STRENGTH OF	OPP. STRENGTH	TEAM	ADJ.	CONF.	ADJ CONF.
Average RPI Loss:	168	RECORD	PCT. RANK	GAMES	SCHEDULE	OF SCHEDULE	RPI	RPI	RPI	RPI

DIV. I ONLY	4- 5	193	0- 0	331	253	298	298	32	32
DIV. I NON-CONF.	4- 5	193	0- 0	331	253	298	298	32	32
-----									
TOTALS	RPI 1-25	RPI 26-50	W-L RECORDS	RPI 51-100	RPI 101-150	RPI 150+			
4- 5	0- 0	0- 0	OVERALL	0- 2	0- 0	4- 3			
3- 1	0- 0	0- 0	HOME	0- 0	0- 0	3- 1			
1- 4	0- 0	0- 0	AWAY	0- 2	0- 0	1- 2			
0- 0	0- 0	0- 0	NEUTRAL	0- 0	0- 0	0- 0			
4- 5	0- 0	0- 0	NON-CONFERENCE	0- 2	0- 0	4- 3			
3- 1	0- 0	0- 0	HOME	0- 0	0- 0	3- 1			
1- 4	0- 0	0- 0	AWAY	0- 2	0- 0	1- 2			
0- 0	0- 0	0- 0	NEUTRAL	0- 0	0- 0	0- 0			
0- 0	0- 0	0- 0	CONFERENCE	0- 0	0- 0	0- 0			
0- 0	0- 0	0- 0	HOME	0- 0	0- 0	0- 0			
0- 0	0- 0	0- 0	AWAY	0- 0	0- 0	0- 0			
0- 0	0- 0	0- 0	NEUTRAL	0- 0	0- 0	0- 0			

RPI 1-25				RPI 26-50				RPI 51-100				RPI 101+ Team's RPI: 298			
RPI	S	Opponent	Score	RPI	S	Opponent	Score	RPI	S	Opponent	Score	RPI	S	Opponent	Score
								74	A	Ari zona	32 73	176	H	Winthrop	50 58
								87	A	Radford	31 61	194	A	Coastal Caro.	44 57
												223	H	UNLV	58 49
												308	A	Col. of Charleston	51 75
												316	H	USC Upstate	71 66
												323	A	Presbyteri an	57 48
												347	H	Charleston So.	67 58
LAST 12 Division I GAMES:															
223	H	UNLV	58 49	347	H	Charleston So.	67 58								
176	H	Winthrop	50 58	194	A	Coastal Caro.	44 57								
316	H	USC Upstate	71 66	308	A	Col. of Charleston	51 75								
74	A	Ari zona	32 73	87	A	Radford	31 61								
323	A	Presbyteri an	57 48												

Non-Div I Games: UNKNOWN 67 51 Voorhees 88 61

South Carolina St.

Average RPI Win: 140      WON-LOST      WINNING      LAST 10  
Average RPI Loss: 9      RECORD      PCT. RANK      GAMES      STRENGTH OF      OPP. STRENGTH      TEAM      ADJ.      CONF.      ADJ CONF.  
SCHEDULE      OF SCHEDULE      RPI      RPI      RPI      RPI

DIV. I ONLY	7- 1	30	0- 0	137	6	16	16	13	13
DIV. I NON-CONF.	7- 1	30	0- 0	137	6	16	16	13	13
-----									
TOTALS	RPI 1-25	RPI 26-50	W-L RECORDS	RPI 51-100	RPI 101-150	RPI 150+			
7- 1	1- 1	1- 0	OVERALL	1- 0	1- 0	3- 0			
3- 0	1- 0	1- 0	HOME	0- 0	0- 0	1- 0			
3- 1	0- 1	0- 0	AWAY	1- 0	1- 0	1- 0			
1- 0	0- 0	0- 0	NEUTRAL	0- 0	0- 0	1- 0			
7- 1	1- 1	1- 0	NON-CONFERENCE	1- 0	1- 0	3- 0			
3- 0	1- 0	1- 0	HOME	0- 0	0- 0	1- 0			
3- 1	0- 1	0- 0	AWAY	1- 0	1- 0	1- 0			
1- 0	0- 0	0- 0	NEUTRAL	0- 0	0- 0	1- 0			
0- 0	0- 0	0- 0	CONFERENCE	0- 0	0- 0	0- 0			
0- 0	0- 0	0- 0	HOME	0- 0	0- 0	0- 0			
0- 0	0- 0	0- 0	AWAY	0- 0	0- 0	0- 0			
0- 0	0- 0	0- 0	NEUTRAL	0- 0	0- 0	0- 0			

RPI 1-25	Team's RPI: 16	RPI 26-50	RPI 51-100	RPI 101+
RPI S Opponent Score	RPI S Opponent Score	RPI S Opponent Score	RPI S Opponent Score	RPI S Opponent Score
8 H Iowa St. 64 59	26 H Green Bay 55 49	53 A Montana 64 41	122 A Creighton 77 65	239 N Wichi ta St. 73 64
9 A Drake 64 76			245 A Mi ssouri St. 85 74	285 H Incarnate Word 96 43
LAST 12 Division I GAMES:				
8 H Iowa St. 64 59	245 A Mi ssouri St. 85 74	53 A Montana 64 41	26 H Green Bay 55 49	
239 N Wichi ta St. 73 64				
9 A Drake 64 76				
285 H Incarnate Word 96 43				
122 A Creighton 77 65				

Non-Div I Games: Bel levue 79 40 St. Mary (NE) 112 52

South Dakota

Average RPI	Win:	110	WON-LOST	WINNING	LAST 10	STRENGTH OF	OPP. STRENGTH	TEAM	ADJ.	CONF.	ADJ CONF.
Average RPI	Loss:	35	RECORD	PCT. RANK	GAMES	SCHEDULE	OF SCHEDULE	RPI	RPI	RPI	RPI
DIV. I ONLY		7- 4		110	1- 0	12	60	23	23	13	13
DIV. I NON-CONF.		7- 4		110	1- 0	12	60	23	23	13	13
-----											
TOTALS	RPI 1-25		RPI 26-50		W-L RECORDS	RPI 51-100		RPI 101-150		RPI 150+	
7- 4	1- 3		1- 0		OVERALL	1- 0		3- 1		1- 0	
5- 1	1- 1		1- 0		HOME	0- 0		2- 0		1- 0	
2- 1	0- 1		0- 0		AWAY	1- 0		1- 0		0- 0	
0- 2	0- 1		0- 0		NEUTRAL	0- 0		0- 1		0- 0	
7- 4	1- 3		1- 0		NON-CONFERENCE	1- 0		3- 1		1- 0	
5- 1	1- 1		1- 0		HOME	0- 0		2- 0		1- 0	
2- 1	0- 1		0- 0		AWAY	1- 0		1- 0		0- 0	
0- 2	0- 1		0- 0		NEUTRAL	0- 0		0- 1		0- 0	
0- 0	0- 0		0- 0		CONFERENCE	0- 0		0- 0		0- 0	
0- 0	0- 0		0- 0		HOME	0- 0		0- 0		0- 0	
0- 0	0- 0		0- 0		AWAY	0- 0		0- 0		0- 0	
0- 0	0- 0		0- 0		NEUTRAL	0- 0		0- 0		0- 0	

RPI 1-25	Team's RPI: 23	RPI 26-50	RPI 51-100	RPI 101+
RPI S Opponent Score		RPI S Opponent Score	RPI S Opponent Score	RPI S Opponent Score
6 H Oregon 79 87		26 H Green Bay 77 47	57 A Central Mich. 80 71	102 H FGCU 80 62
7 A Marquette 52 91				113 A Chattanooga 71 54
9 H Drake 80 71				117 N Buffal o 55 61
11 N Baylor 66 72				122 H Creighton 74 48
				343 H Savannah St. 97 49
LAST 12 Division I GAMES:				
11 N Baylor 66 72		343 H Savannah St. 97 49		
122 H Creighton 74 48		6 H Oregon 79 87		
57 A Central Mich. 80 71		9 H Drake 80 71		
102 H FGCU 80 62		113 A Chattanooga 71 54		
7 A Marquette 52 91		26 H Green Bay 77 47		
		117 N Buffal o 55 61		

Non-Div I Games:

South Dakota St.

Average RPI Win:	197	WON-LOST	WINNING	LAST 10	STRENGTH OF	OPP. STRENGTH	TEAM	ADJ.	CONF.	ADJ CONF.
Average RPI Loss:	35	RECORD	PCT. RANK	GAMES	SCHEDULE	OF SCHEDULE	RPI	RPI	RPI	RPI

DIV. I ONLY	7- 2	51	1- 0	225	30	97	97	8	8
DIV. I NON-CONF.	7- 2	51	1- 0	225	30	97	97	8	8
TOTALS	RPI 1-25	RPI 26-50	W-L RECORDS	RPI 51-100	RPI 101-150	RPI 150+			
7- 2	0- 1	1- 0	OVERALL	1- 1	0- 0	5- 0			
5- 0	0- 0	0- 0	HOME	0- 0	0- 0	5- 0			
1- 0	0- 0	0- 0	AWAY	1- 0	0- 0	0- 0			
1- 2	0- 1	1- 0	NEUTRAL	0- 1	0- 0	0- 0			
7- 2	0- 1	1- 0	NON-CONFERENCE	1- 1	0- 0	5- 0			
5- 0	0- 0	0- 0	HOME	0- 0	0- 0	5- 0			
1- 0	0- 0	0- 0	AWAY	1- 0	0- 0	0- 0			
1- 2	0- 1	1- 0	NEUTRAL	0- 1	0- 0	0- 0			
0- 0	0- 0	0- 0	CONFERENCE	0- 0	0- 0	0- 0			
0- 0	0- 0	0- 0	HOME	0- 0	0- 0	0- 0			
0- 0	0- 0	0- 0	AWAY	0- 0	0- 0	0- 0			
0- 0	0- 0	0- 0	NEUTRAL	0- 0	0- 0	0- 0			

RPI S Opponent Score	RPI S Opponent Score	RPI S Opponent Score	RPI S Opponent Score
17 N Kentucky 63 85	44 N UCLA 60 56	52 N North Carolina 69 71	182 H Oklahoma 87 70
		91 A Ohio St. 71 47	218 H George Washington 63 30
			242 H Bethune-Cookman 88 39
			263 H New Hampshire 79 36
			342 H Albany (NY) 74 37
LAST 12 Division I GAMES:			
218 H George Washington 63 30	263 H New Hampshire 79 36		
342 H Albany (NY) 74 37	44 N UCLA 60 56		
91 A Ohio St. 71 47	52 N North Carolina 69 71		
	17 N Kentucky 63 85		
	182 H Oklahoma 87 70		
	242 H Bethune-Cookman 88 39		

Non-Div I Games:

South Fla.

Average RPI Win:	308	WON-LOST	WINNING	LAST 10	STRENGTH OF	OPP. STRENGTH	TEAM	ADJ.	CONF.	ADJ CONF.
Average RPI Loss:	102	RECORD	PCT. RANK	GAMES	SCHEDULE	OF SCHEDULE	RPI	RPI	RPI	RPI
DIV. I ONLY	3- 5	218	1- 0	108	327	191	191	20	20	
DIV. I NON-CONF.	3- 5	218	1- 0	108	327	191	191	20	20	
-----										
TOTALS	RPI 1-25	RPI 26-50	W-L RECORDS	RPI 51-100	RPI 101-150	RPI 150+				
3- 5	0- 1	0- 0	OVERALL	0- 0	0- 3	3- 1				
1- 1	0- 0	0- 0	HOME	0- 0	0- 1	1- 0				
2- 3	0- 1	0- 0	AWAY	0- 0	0- 1	2- 1				
0- 1	0- 0	0- 0	NEUTRAL	0- 0	0- 1	0- 0				
3- 5	0- 1	0- 0	NON-CONFERENCE	0- 0	0- 3	3- 1				
1- 1	0- 0	0- 0	HOME	0- 0	0- 1	1- 0				
2- 3	0- 1	0- 0	AWAY	0- 0	0- 1	2- 1				
0- 1	0- 0	0- 0	NEUTRAL	0- 0	0- 1	0- 0				
0- 0	0- 0	0- 0	CONFERENCE	0- 0	0- 0	0- 0				
0- 0	0- 0	0- 0	HOME	0- 0	0- 0	0- 0				
0- 0	0- 0	0- 0	AWAY	0- 0	0- 0	0- 0				
0- 0	0- 0	0- 0	NEUTRAL	0- 0	0- 0	0- 0				

RPI 1-25				RPI 26-50				RPI 51-100				RPI 101+ Team's RPI: 191			
RPI S	Opponent	Score		RPI S	Opponent	Score		RPI S	Opponent	Score		RPI S	Opponent	Score	
19 A	Mississippi St.	53	88									104 A	Bradley	79	85
												106 N	North Ala.	67	80
												126 H	Indiana St.	51	62
												156 A	Southern Ill.	40	60
												251 H	Western Ill.	81	71
												325 A	NJIT	68	58
												348 A	Evansville	54	50
-----															
LAST 12 Division I GAMES:															
348 A	Evansville	54	50	251 H	Western Ill.	81	71								
126 H	Indiana St.	51	62	156 A	Southern Ill.	40	60								
325 A	NJIT	68	58	104 A	Bradley	79	85								
106 N	North Ala.	67	80	19 A	Mississippi St.	53	88								

Non-Div I Games: Ill.-Springfield 82 46

Southeast Mo. St.

Average RPI	Win:	290	WON-LOST	WINNING	LAST 10	STRENGTH OF	OPP. STRENGTH	TEAM	ADJ.	CONF.	ADJ CONF.
Average RPI	Loss:	79	RECORD	PCT. RANK	GAMES	SCHEDULE	OF SCHEDULE	RPI	RPI	RPI	RPI
DIV. I ONLY		3- 2		128	0- 1	301	188	158	158	23	23
DIV. I NON-CONF.		3- 2		128	0- 1	301	188	158	158	23	23
-----											
TOTALS	RPI 1-25		RPI 26-50		W-L RECORDS	RPI 51-100		RPI 101-150		RPI 150+	
3- 2	0- 0		0- 0		OVERALL	0- 2		0- 0		3- 0	
0- 0	0- 0		0- 0		HOME	0- 0		0- 0		0- 0	
3- 2	0- 0		0- 0		AWAY	0- 2		0- 0		3- 0	
0- 0	0- 0		0- 0		NEUTRAL	0- 0		0- 0		0- 0	
3- 2	0- 0		0- 0		NON-CONFERENCE	0- 2		0- 0		3- 0	
0- 0	0- 0		0- 0		HOME	0- 0		0- 0		0- 0	
3- 2	0- 0		0- 0		AWAY	0- 2		0- 0		3- 0	
0- 0	0- 0		0- 0		NEUTRAL	0- 0		0- 0		0- 0	
0- 0	0- 0		0- 0		CONFERENCE	0- 0		0- 0		0- 0	
0- 0	0- 0		0- 0		HOME	0- 0		0- 0		0- 0	
0- 0	0- 0		0- 0		AWAY	0- 0		0- 0		0- 0	
0- 0	0- 0		0- 0		NEUTRAL	0- 0		0- 0		0- 0	

RPI 1-25				RPI 26-50				RPI 51-100				RPI 101+				Team's RPI: 158	
RPI	S	Opponent	Score	RPI	S	Opponent	Score	RPI	S	Opponent	Score	RPI	S	Opponent	Score		
								76	A	Louisiana Tech	53	72	195	A	SMU	63 62	
								82	A	Alabama	40	88	324	A	Jackson St.	50 45	
													350	A	Alcorn	77 59	
-----																	
LAST 12 Division I GAMES:																	
				195	A	SMU	63 62	76	A	Louisiana Tech	53	72					
				350	A	Alcorn	77 59	324	A	Jackson St.	50	45					
				82	A	Alabama	40	88									

Non-Div I Games: Mobile 70 57 Xavier (LA) 47 59

Southeastern La.

Average RPI		Win: 192	WON-LOST RECORD	WINNING PCT. RANK	LAST 10 GAMES	STRENGTH OF SCHEDULE	OPP. STRENGTH OF SCHEDULE	TEAM RPI	ADJ. RPI	CONF. RPI	ADJ. CONF. RPI
Loss: 0											
DIV. I ONLY			8- 0	1	1- 0	335	15	86	86	2	2
DIV. I NON-CONF.			8- 0	1	1- 0	335	15	86	86	2	2
TOTALS		RPI 1-25		RPI 26-50		W-L RECORDS		RPI 51-100	RPI 101-150	RPI 150+	
8- 0		0- 0		0- 0		OVERALL		1- 0	2- 0	5- 0	
4- 0		0- 0		0- 0		HOME		0- 0	2- 0	2- 0	
3- 0		0- 0		0- 0		AWAY		0- 0	0- 0	3- 0	
1- 0		0- 0		0- 0		NEUTRAL		1- 0	0- 0	0- 0	
8- 0		0- 0		0- 0		NON-CONFERENCE		1- 0	2- 0	5- 0	
4- 0		0- 0		0- 0		HOME		0- 0	2- 0	2- 0	
3- 0		0- 0		0- 0		AWAY		0- 0	0- 0	3- 0	
1- 0		0- 0		0- 0		NEUTRAL		1- 0	0- 0	0- 0	
0- 0		0- 0		0- 0		CONFERENCE		0- 0	0- 0	0- 0	
0- 0		0- 0		0- 0		HOME		0- 0	0- 0	0- 0	
0- 0		0- 0		0- 0		AWAY		0- 0	0- 0	0- 0	
0- 0		0- 0		0- 0		NEUTRAL		0- 0	0- 0	0- 0	

RPI 1-25				RPI 26-50				RPI 51-100				Team's RPI : 86				RPI 101+			
RPI	S	Opponent	Score	RPI	S	Opponent	Score	RPI	S	Opponent	Score	RPI	S	Opponent	Score	RPI	S	Opponent	Score
								89	N	Utah St.	55 46					119	H	Fresno St.	62 61
																141	H	Santa Clara	77 46
																180	H	UC Riverside	73 55
																217	A	Nevada	72 51
																223	A	UNLV	86 72
																270	A	Long Beach St.	86 50
																297	H	UC Santa Barbara	82 39
LAST 12 Division I GAMES:																			
				223	A	UNLV	86 72	89	N	Utah St.	55 46								
				119	H	Fresno St.	62 61	141	H	Santa Clara	77 46								
				217	A	Nevada	72 51	297	H	UC Santa Barbara	82 39								
								270	A	Long Beach St.	86 50								
								180	H	UC Riverside	73 55								

Non-Div I Games:

Southern California

Average RPI Win:	195	WON-LOST	WINNING	LAST 10	STRENGTH OF	OPP. STRENGTH	TEAM	ADJ.	CONF.	ADJ CONF.
Average RPI Loss:	111	RECORD	PCT. RANK	GAMES	SCHEDULE	OF SCHEDULE	RPI	RPI	RPI	RPI
DIV. I ONLY	5- 4	147	1- 0	178	126	156	156	14	14	
DIV. I NON-CONF.	5- 4	147	1- 0	178	126	156	156	14	14	
-----										
TOTALS	RPI 1-25	RPI 26-50	W-L RECORDS	RPI 51-100	RPI 101-150	RPI 150+				
5- 4	0- 0	0- 1	OVERALL	0- 1	2- 0	3- 2				
4- 0	0- 0	0- 0	HOME	0- 0	1- 0	3- 0				
0- 3	0- 0	0- 0	AWAY	0- 1	0- 0	0- 2				
1- 1	0- 0	0- 1	NEUTRAL	0- 0	1- 0	0- 0				
5- 4	0- 0	0- 1	NON-CONFERENCE	0- 1	2- 0	3- 2				
4- 0	0- 0	0- 0	HOME	0- 0	1- 0	3- 0				
0- 3	0- 0	0- 0	AWAY	0- 1	0- 0	0- 2				
1- 1	0- 0	0- 1	NEUTRAL	0- 0	1- 0	0- 0				
0- 0	0- 0	0- 0	CONFERENCE	0- 0	0- 0	0- 0				
0- 0	0- 0	0- 0	HOME	0- 0	0- 0	0- 0				
0- 0	0- 0	0- 0	AWAY	0- 0	0- 0	0- 0				
0- 0	0- 0	0- 0	NEUTRAL	0- 0	0- 0	0- 0				

RPI	S	Opponent	Score	RPI	S	Opponent	Score	RPI	S	Opponent	Score	RPI	S	Opponent	Score	Team's RPI: 156
27	N	Arizona St.	38 82	62	A	UT Martin	94 95	118	N	Hartford	72 50	125	H	Northern Ill.	82 73	
								159	A	Western Ky.	76 83	191	H	Southeast Mo. St.	60 40	
								196	A	Saint Louis	58 62	231	H	Eastern Ill.	73 59	
								310	H	Marshall	58 49					
LAST 12 Division I GAMES:																
125	H	Northern Ill.	82 73	231	H	Eastern Ill.	73 59									
196	A	Saint Louis	58 62	191	H	Southeast Mo. St.	60 40									
27	N	Arizona St.	38 82	62	A	UT Martin	94 95									
118	N	Hartford	72 50													
159	A	Western Ky.	76 83													
310	H	Marshall	58 49													

Non-Div I Games:

Southern Ill.



Average RPI Win:	293	WON-LOST	WINNING	LAST 10	STRENGTH OF	OPP. STRENGTH	TEAM	ADJ.	CONF.	ADJ CONF.
Average RPI Loss:	100	RECORD	PCT. RANK	GAMES	SCHEDULE	OF SCHEDULE	RPI	RPI	RPI	RPI
DIV. I ONLY	5- 4	147	0- 1	277	266	266	266	266	18	18
DIV. I NON-CONF.	5- 4	147	0- 1	277	266	266	266	266	18	18
-----										
TOTALS	RPI 1-25	RPI 26-50	W-L RECORDS	RPI 51-100	RPI 101-150	RPI 150+				
5- 4	0- 1	0- 1	OVERALL	0- 0	0- 1	5- 1				
5- 2	0- 1	0- 0	HOME	0- 0	0- 0	5- 1				
0- 2	0- 0	0- 1	AWAY	0- 0	0- 1	0- 0				
0- 0	0- 0	0- 0	NEUTRAL	0- 0	0- 0	0- 0				
5- 4	0- 1	0- 1	NON-CONFERENCE	0- 0	0- 1	5- 1				
5- 2	0- 1	0- 0	HOME	0- 0	0- 0	5- 1				
0- 2	0- 0	0- 1	AWAY	0- 0	0- 1	0- 0				
0- 0	0- 0	0- 0	NEUTRAL	0- 0	0- 0	0- 0				
0- 0	0- 0	0- 0	CONFERENCE	0- 0	0- 0	0- 0				
0- 0	0- 0	0- 0	HOME	0- 0	0- 0	0- 0				
0- 0	0- 0	0- 0	AWAY	0- 0	0- 0	0- 0				
0- 0	0- 0	0- 0	NEUTRAL	0- 0	0- 0	0- 0				

RPI 1-25				RPI 26-50				RPI 51-100				RPI 101+ Team's RPI: 266			
RPI	S	Opponent	Score	RPI	S	Opponent	Score	RPI	S	Opponent	Score	RPI	S	Opponent	Score
19	H	Mississippi St.	42 86	29	A	Tulane	54 71					147	A	South Alabama	68 77
												205	H	Sam Houston St.	61 65
												248	H	Mississippi Val.	67 60
												260	H	Grambling	68 47
												269	H	Samford	76 40
												336	H	Northwestern St.	69 54
												350	H	Alcorn	66 47
LAST 12 Division I GAMES:															
205	H	Sam Houston St.	61 65	19	H	Mississippi St.	42 86								
248	H	Mississippi Val.	67 60	350	H	Alcorn	66 47								
269	H	Samford	76 40	29	A	Tulane	54 71								
147	A	South Alabama	68 77	336	H	Northwestern St.	69 54								
260	H	Grambling	68 47												

Non-Div I Games: William Carey 74 48

Southern Miss.

Average RPI	Win:	0	WON-LOST	WINNING	LAST 10	STRENGTH OF	OPP. STRENGTH	TEAM	ADJ.	CONF.	ADJ CONF.
Average RPI	Loss:	51	RECORD	PCT. RANK	GAMES	SCHEDULE	OF SCHEDULE	RPI	RPI	RPI	RPI
DIV. I ONLY		0- 4	328	0- 0	1	259	71	71	27	27	
DIV. I NON-CONF.		0- 4	328	0- 0	1	259	71	71	27	27	
-----											
TOTALS	RPI 1-25		RPI 26-50		W-L RECORDS	RPI 51-100	RPI 101-150		RPI 150+		
0- 4	0- 2		0- 1		OVERALL	0- 0	0- 1		0- 0		
0- 1	0- 0		0- 0		HOME	0- 0	0- 1		0- 0		
0- 3	0- 2		0- 1		AWAY	0- 0	0- 0		0- 0		
0- 0	0- 0		0- 0		NEUTRAL	0- 0	0- 0		0- 0		
0- 4	0- 2		0- 1		NON-CONFERENCE	0- 0	0- 1		0- 0		
0- 1	0- 0		0- 0		HOME	0- 0	0- 1		0- 0		
0- 3	0- 2		0- 1		AWAY	0- 0	0- 0		0- 0		
0- 0	0- 0		0- 0		NEUTRAL	0- 0	0- 0		0- 0		
0- 0	0- 0		0- 0		CONFERENCE	0- 0	0- 0		0- 0		
0- 0	0- 0		0- 0		HOME	0- 0	0- 0		0- 0		
0- 0	0- 0		0- 0		AWAY	0- 0	0- 0		0- 0		
0- 0	0- 0		0- 0		NEUTRAL	0- 0	0- 0		0- 0		

RPI 1-25				RPI 26-50				RPI 51-100 Team's RPI: 71				RPI 101+			
RPI	S	Opponent	Score	RPI	S	Opponent	Score	RPI	S	Opponent	Score	RPI	S	Opponent	Score
11	A	Bayl or	49 94	27	A	Arizona St.	47 69					147	H	South Al abama	49 53
17	A	Kentucky	41 91												
LAST 12 Division I GAMES:															
				27	A	Ari zona St.	47 69	147	H	South Al abama	49 53				
								11	A	Bayl or	49 94				
								17	A	Kentucky	41 91				

Non-Div I Games: Dillard 61 63 Louisiana Col. 77 53 Wiley 89 58 Millsaps 71 36 Southern U.

Average RPI Win: 167

Average RPI Loss: 144

WON-LOST  
RECORDWINNING  
PCT. RANKLAST 10  
GAMESSTRENGTH OF  
SCHEDULEOPP. STRENGTH  
OF SCHEDULETEAM  
RPIADJ.  
RPICONF.  
RPIADJ CONF.  
RPIDIV. I ONLY  
DIV. I NON-CONF.3- 5  
3- 5218  
2180- 1  
0- 1155  
155138  
138224  
224224  
22411  
1111  
11

TOTALS

RPI 1-25

RPI 26-50

W-L RECORDS

RPI 51-100

RPI 101-150

RPI 150+

3- 5

0- 0

0- 0

OVERALL

1- 1

1- 1

1- 3

3- 1

0- 0

0- 0

HOME

1- 1

1- 0

1- 0

0- 4

0- 0

0- 0

AWAY

0- 0

0- 1

0- 3

0- 0

0- 0

0- 0

NEUTRAL

0- 0

0- 0

0- 0

3- 5

0- 0

0- 0

NON-CONFERENCE

1- 1

1- 1

1- 3

3- 1

0- 0

0- 0

HOME

1- 1

1- 0

1- 0

0- 4

0- 0

0- 0

AWAY

0- 0

0- 1

0- 3

0- 0

0- 0

0- 0

NEUTRAL

0- 0

0- 0

0- 0

0- 0

0- 0

0- 0

CONFERENCE

0- 0

0- 0

0- 0

0- 0

0- 0

0- 0

HOME

0- 0

0- 0

0- 0

0- 0

0- 0

0- 0

AWAY

0- 0

0- 0

0- 0

0- 0

0- 0

0- 0

NEUTRAL

0- 0

0- 0

0- 0

RPI 1-25

RPI 26-50

RPI 51-100

RPI 101+

Team's RPI: 224

RPI S Opponent Score

RPI S Opponent Score

RPI S Opponent Score

RPI S Opponent Score

70 H Denver 70 71  
92 H BYU 67 64115 A UC Davis 45 68  
134 H San Diego 69 59  
152 A Oral Roberts 59 64  
180 A UC Riverside 50 56  
203 A UC Irvine 58 75  
275 H Utah Valley 60 59

LAST 12 Division I GAMES:

152 A Oral Roberts 59 64  
92 H BYU 67 64  
115 A UC Davis 45 68  
203 A UC Irvine 58 75  
134 H San Diego 69 59  
180 A UC Riverside 50 56  
70 H Denver 70 71  
275 H Utah Valley 60 59

Non-Div I Games:

Southern Utah

Average RPI Win:	310	WON-LOST	WINNING	LAST 10	STRENGTH OF	OPP. STRENGTH	TEAM	ADJ.	CONF.	ADJ CONF.
Average RPI Loss:	134	RECORD	PCT. RANK	GAMES	SCHEDULE	OF SCHEDULE	RPI	RPI	RPI	RPI
DIV. I ONLY	3- 7	254	0- 1	132	306	241	241	16	16	
DIV. I NON-CONF.	3- 7	254	0- 1	132	306	241	241	16	16	
-----										
TOTALS	RPI 1-25	RPI 26-50	W-L RECORDS	RPI 51-100	RPI 101-150	RPI 150+				
3- 7	0- 0	0- 0	OVERALL	0- 3	0- 2	3- 2				
2- 2	0- 0	0- 0	HOME	0- 1	0- 0	2- 1				
1- 4	0- 0	0- 0	AWAY	0- 1	0- 2	1- 1				
0- 1	0- 0	0- 0	NEUTRAL	0- 1	0- 0	0- 0				
3- 7	0- 0	0- 0	NON-CONFERENCE	0- 3	0- 2	3- 2				
2- 2	0- 0	0- 0	HOME	0- 1	0- 0	2- 1				
1- 4	0- 0	0- 0	AWAY	0- 1	0- 2	1- 1				
0- 1	0- 0	0- 0	NEUTRAL	0- 1	0- 0	0- 0				
0- 0	0- 0	0- 0	CONFERENCE	0- 0	0- 0	0- 0				
0- 0	0- 0	0- 0	HOME	0- 0	0- 0	0- 0				
0- 0	0- 0	0- 0	AWAY	0- 0	0- 0	0- 0				
0- 0	0- 0	0- 0	NEUTRAL	0- 0	0- 0	0- 0				

RPI 1-25				RPI 26-50				RPI 51-100				RPI 101+				Team's RPI: 241
RPI	S	Opponent	Score	RPI	S	Opponent	Score	RPI	S	Opponent	Score	RPI	S	Opponent	Score	
								55	H	Bucknell	46 77	111	A	Penn St.	65 80	
								70	A	Denver	62 76	143	A	Georgi a	40 67	
								78	N	Ohio	53 70	227	A	Akron	58 67	
												256	H	Hofstra	59 67	
												292	H	Si ena	74 58	
												306	A	Ni agara	76 48	
												331	H	Can i si us	100 94	
LAST 12 Division I GAMES:																
111	A	Penn St.	65 80	292	H	Si ena	74 58	227	A	Akron	58 67	55	H	Bucknell	46 77	
331	H	Can i si us	100 94	70	A	Denver	62 76	78	N	Ohio	53 70	70	A	Denver	62 76	
143	A	Georgi a	40 67	256	H	Hofstra	59 67									
306	A	Ni agara	76 48													

Non-Div I Games:

St. Bonaventure

Average RPI Win:	287	WON-LOST	WINNING	LAST 10	STRENGTH OF	OPP. STRENGTH	TEAM	ADJ.	CONF.	ADJ CONF.
Average RPI Loss:	226	RECORD	PCT. RANK	GAMES	SCHEDULE	OF SCHEDULE	RPI	RPI	RPI	RPI
DIV. I ONLY	5- 3	113	1- 0	330	272	228	228	31	31	
DIV. I NON-CONF.	5- 3	113	1- 0	330	272	228	228	31	31	
-----										
TOTALS	RPI 1-25	RPI 26-50	W-L RECORDS	RPI 51-100	RPI 101-150	RPI 150+				
5- 3	0- 0	0- 0	OVERALL	0- 0	0- 1	5- 2				
2- 0	0- 0	0- 0	HOME	0- 0	0- 0	2- 0				
2- 2	0- 0	0- 0	AWAY	0- 0	0- 1	2- 1				
1- 1	0- 0	0- 0	NEUTRAL	0- 0	0- 0	1- 1				
5- 3	0- 0	0- 0	NON-CONFERENCE	0- 0	0- 1	5- 2				
2- 0	0- 0	0- 0	HOME	0- 0	0- 0	2- 0				
2- 2	0- 0	0- 0	AWAY	0- 0	0- 1	2- 1				
1- 1	0- 0	0- 0	NEUTRAL	0- 0	0- 0	1- 1				
0- 0	0- 0	0- 0	CONFERENCE	0- 0	0- 0	0- 0				
0- 0	0- 0	0- 0	HOME	0- 0	0- 0	0- 0				
0- 0	0- 0	0- 0	AWAY	0- 0	0- 0	0- 0				
0- 0	0- 0	0- 0	NEUTRAL	0- 0	0- 0	0- 0				

RPI 1-25				RPI 26-50				RPI 51-100				RPI 101+				Team's RPI: 228			
RPI	S	Opponent	Score	RPI	S	Opponent	Score	RPI	S	Opponent	Score	RPI	S	Opponent	Score				
												116	A	Seton Hall	77	100			
												192	A	Morehead St.	101	94			
												261	N	Valparaiso	76	78			
												278	H	Saint Peter's	74	70			
												301	A	Army West Point	57	69			
												311	A	Loyola Maryland	75	70			
												321	N	Chicago St.	110	73			
												334	H	Manhattan	73	65			
-----																			
LAST 12 Division I GAMES:																			
278	H	Saint Peter's	74	70	116	A	Seton Hall	77	100	192	A	Morehead St.	101	94	261	N	Valparaiso	76	78
311	A	Loyola Maryland	75	70	321	N	Chicago St.	110	73	334	H	Manhattan	73	65					
301	A	Army West Point	57	69															

Non-Div I Games: Mercy 102 51

St. Francis Brooklyn

Average RPI		Win: 214	Loss: 38	St. John's (NY)	WON-LOST RECORD	WINNING PCT. RANK	LAST 10 GAMES	STRENGTH OF SCHEDULE	OPP. STRENGTH OF SCHEDULE	TEAM RPI	ADJ. RPI	CONF. RPI	ADJ. CONF. RPI
DIV. I ONLY					6- 3	97	0- 1	110	52	64	64	4	4
DIV. I NON-CONF.					6- 3	97	0- 1	110	52	64	64	4	4
TOTALS		RPI 1-25			RPI 26-50		W-L RECORDS		RPI 51-100		RPI 101-150		RPI 150+
6- 3		0- 2			0- 0		OVERALL		1- 1		1- 0		4- 0
2- 1		0- 1			0- 0		HOME		0- 0		1- 0		1- 0
2- 1		0- 0			0- 0		AWAY		0- 1		0- 0		2- 0
2- 1		0- 1			0- 0		NEUTRAL		1- 0		0- 0		1- 0
6- 3		0- 2			0- 0		NON-CONFERENCE		1- 1		1- 0		4- 0
2- 1		0- 1			0- 0		HOME		0- 0		1- 0		1- 0
2- 1		0- 0			0- 0		AWAY		0- 1		0- 0		2- 0
2- 1		0- 1			0- 0		NEUTRAL		1- 0		0- 0		1- 0
0- 0		0- 0			0- 0		CONFERENCE		0- 0		0- 0		0- 0
0- 0		0- 0			0- 0		HOME		0- 0		0- 0		0- 0
0- 0		0- 0			0- 0		AWAY		0- 0		0- 0		0- 0
0- 0		0- 0			0- 0		NEUTRAL		0- 0		0- 0		0- 0

RPI 1-25				RPI 26-50				RPI 51-100				Team's RPI : 64				RPI 101+			
RPI	S	Opponent	Score	RPI	S	Opponent	Score	RPI	S	Opponent	Score	RPI	S	Opponent	Score	RPI	S	Opponent	Score
2	N	UConn	55 65					59	N	Purdue	68 62	131	H	Yale	56 52				
21	H	Florida St.	53 57					90	A	Wake Forest	59 64	232	N	Ole Miss	64 59				
												255	A	Iona	61 35				
												301	A	Army West Point	60 49				
												304	H	Delaware St.	82 44				
LAST 12 Division I GAMES:																			
131	H	Yale	56 52	21	H	Florida St.	53 57												
90	A	Wake Forest	59 64	301	A	Army West Point	60 49												
304	H	Delaware St.	82 44	255	A	Iona	61 35												
232	N	Ole Miss	64 59																
2	N	UConn	55 65																
59	N	Purdue	68 62																

Non-Div I Games:

St. John's (NY)

Average RPI Win: 180

Average RPI Loss: 13

WON-LOST  
RECORDWINNING  
PCT. RANKLAST 10  
GAMESSTRENGTH OF  
SCHEDULEOPP. STRENGTH  
OF SCHEDULETEAM  
RPIADJ.  
RPICONF.  
RPIADJ CONF.  
RPIDIV. I ONLY  
DIV. I NON-CONF.6- 1  
6- 140  
400- 1  
0- 190  
90148  
14820  
2020  
202  
22  
2

TOTALS

RPI 1-25

RPI 26-50

W-L RECORDS

RPI 51-100

RPI 101-150

RPI 150+

6- 1 0- 1  
3- 0 0- 0  
1- 1 0- 1  
2- 0 0- 00- 0  
0- 0  
0- 0  
0- 0OVERALL  
HOME  
AWAY  
NEUTRAL0- 0  
0- 0  
0- 0  
0- 03- 0  
1- 0  
0- 0  
2- 03- 0  
2- 0  
1- 0  
0- 06- 1 0- 1  
3- 0 0- 0  
1- 1 0- 1  
2- 0 0- 00- 0  
0- 0  
0- 0  
0- 0NON-CONFERENCE  
HOME  
AWAY  
NEUTRAL0- 0  
0- 0  
0- 0  
0- 03- 0  
1- 0  
0- 0  
2- 03- 0  
2- 0  
1- 0  
0- 00- 0 0- 0  
0- 0 0- 0  
0- 0 0- 0  
0- 0 0- 00- 0  
0- 0  
0- 0  
0- 0CONFERENCE  
HOME  
AWAY  
NEUTRAL0- 0  
0- 0  
0- 0  
0- 00- 0  
0- 0  
0- 0  
0- 00- 0  
0- 0  
0- 0  
0- 0

RPI	S	Opponent	Score
13	A	Gonzaga	73 79

RPI	S	Opponent	Score
-----	---	----------	-------

RPI	S	Opponent	Score
-----	---	----------	-------

RPI	S	Opponent	Score
102	N	FGCU	88 65
115	H	UC Davis	71 43
139	N	American	71 49
204	H	Idaho	115 71
240	H	San Francisco	96 62
277	A	Hawaii	81 59

LAST 12 Division I GAMES:

240	H	San Francisco	96 62
204	H	Idaho	115 71
115	H	UC Davis	71 43

13	A	Gonzaga	73 79
277	A	Hawaii	81 59
139	N	American	71 49
102	N	FGCU	88 65

Stanford

Stanford

Non-Div I Games:

Stanford

Average RPI Win:	0	WON-LOST	WINNING	LAST 10	STRENGTH OF	OPP. STRENGTH	TEAM	ADJ.	CONF.	ADJ CONF.
Average RPI Loss:	102	RECORD	PCT. RANK	GAMES	SCHEDULE	OF SCHEDULE	RPI	RPI	RPI	RPI
DIV. I ONLY	0- 7	328	0- 1	22	159	234	234	24	24	
DIV. I NON-CONF.	0- 7	328	0- 1	22	159	234	234	24	24	
-----										
TOTALS	RPI 1-25	RPI 26-50	W-L RECORDS	RPI 51-100	RPI 101-150	RPI 150+				
0- 7	0- 2	0- 0	OVERALL	0- 1	0- 3	0- 1				
0- 1	0- 1	0- 0	HOME	0- 0	0- 0	0- 0				
0- 3	0- 1	0- 0	AWAY	0- 1	0- 1	0- 0				
0- 3	0- 0	0- 0	NEUTRAL	0- 0	0- 2	0- 1				
0- 7	0- 2	0- 0	NON-CONFERENCE	0- 1	0- 3	0- 1				
0- 1	0- 1	0- 0	HOME	0- 0	0- 0	0- 0				
0- 3	0- 1	0- 0	AWAY	0- 1	0- 1	0- 0				
0- 3	0- 0	0- 0	NEUTRAL	0- 0	0- 2	0- 1				
0- 0	0- 0	0- 0	CONFERENCE	0- 0	0- 0	0- 0				
0- 0	0- 0	0- 0	HOME	0- 0	0- 0	0- 0				
0- 0	0- 0	0- 0	AWAY	0- 0	0- 0	0- 0				
0- 0	0- 0	0- 0	NEUTRAL	0- 0	0- 0	0- 0				

RPI 1-25				RPI 26-50				RPI 51-100				RPI 101+				Team's RPI: 234
RPI	S	Opponent	Score	RPI	S	Opponent	Score	RPI	S	Opponent	Score	RPI	S	Opponent	Score	
12	A	Tennessee	55 65					82	A	Al abama	47 59	108	N	Wright St.	44 57	
24	H	UCF	55 78									112	A	Tul sa	54 55	
												123	N	Marist	69 76	
												256	N	Hofstra	50 53	
LAST 12 Division I GAMES:																
12	A	Tennessee	55 65	108	N	Wright St.	44 57									
82	A	Al abama	47 59	123	N	Marist	69 76									
256	N	Hofstra	50 53	24	H	UCF	55 78									
				112	A	Tul sa	54 55									

Non-Div I Games: Webber Int'l 80 52

Stetson



Average RPI	Win: 250	WON-LOST	WINNING	LAST 10	STRENGTH OF	OPP. STRENGTH	TEAM	ADJ.	CONF.	ADJ CONF.
Average RPI	Loss: 96	RECORD	PCT. RANK	GAMES	SCHEDULE	OF SCHEDULE	RPI	RPI	RPI	RPI
DIV. I ONLY	8- 1	23	1- 0	307	157	109	109	25	25	
DIV. I NON-CONF.	8- 1	23	1- 0	307	157	109	109	25	25	
-----										
TOTALS	RPI 1-25	RPI 26-50	W-L RECORDS	RPI 51-100	RPI 101-150	RPI 150+				
8- 1	0- 0	0- 0	OVERALL	0- 1	1- 0	7- 0				
4- 0	0- 0	0- 0	HOME	0- 0	0- 0	4- 0				
4- 1	0- 0	0- 0	AWAY	0- 1	1- 0	3- 0				
0- 0	0- 0	0- 0	NEUTRAL	0- 0	0- 0	0- 0				
8- 1	0- 0	0- 0	NON-CONFERENCE	0- 1	1- 0	7- 0				
4- 0	0- 0	0- 0	HOME	0- 0	0- 0	4- 0				
4- 1	0- 0	0- 0	AWAY	0- 1	1- 0	3- 0				
0- 0	0- 0	0- 0	NEUTRAL	0- 0	0- 0	0- 0				
0- 0	0- 0	0- 0	CONFERENCE	0- 0	0- 0	0- 0				
0- 0	0- 0	0- 0	HOME	0- 0	0- 0	0- 0				
0- 0	0- 0	0- 0	AWAY	0- 0	0- 0	0- 0				
0- 0	0- 0	0- 0	NEUTRAL	0- 0	0- 0	0- 0				

RPI 1-25				RPI 26-50				RPI 51-100				RPI 101+				Team's RPI: 109
RPI	S	Opponent	Score	RPI	S	Opponent	Score	RPI	S	Opponent	Score	RPI	S	Opponent	Score	
								96	A	Rutgers	47	61				
												111	A	Penn St.	81	70
												212	A	Sacred Heart	73	58
												243	H	Ga. Southern	72	43
												249	H	Cornell	63	61
												255	A	Iona	53	51
												256	H	Hofstra	77	49
												334	A	Manhattan	79	48
												338	H	Fairleigh Dickinson	63	49
-----																
LAST 12 Division I GAMES:																
				212	A	Sacred Heart	73	58	255	A	Iona	53	51			
				249	H	Cornell	63	61	338	H	Fairleigh Dickinson	63	49			
				111	A	Penn St.	81	70	96	A	Rutgers	47	61			
				243	H	Ga. Southern	72	43								
				334	A	Manhattan	79	48								
				256	H	Hofstra	77	49								

Non-Div I Games: SUNY New Paltz 87 50

Stony Brook

Average RPI Win: 142		WON-LOST	WINNING	LAST 10	STRENGTH OF		OPP. STRENGTH	TEAM	ADJ.	CONF.	ADJ CONF.
Average RPI Loss: 16		RECORD	PCT. RANK	GAMES	SCHEDULE		OF SCHEDULE	RPI	RPI	RPI	RPI
DIV. I ONLY		8- 2	45	1- 0	27		158	10	10	1	1
DIV. I NON-CONF.		8- 2	45	1- 0	27		158	10	10	1	1
-----											
TOTALS		RPI 1-25		RPI 26-50	W-L RECORDS		RPI 51-100	RPI 101-150		RPI 150+	
8- 2		0- 2		1- 0	OVERALL		3- 0	0- 0		4- 0	
5- 0		0- 0		0- 0	HOME		2- 0	0- 0		3- 0	
0- 2		0- 2		0- 0	AWAY		0- 0	0- 0		0- 0	
3- 0		0- 0		1- 0	NEUTRAL		1- 0	0- 0		1- 0	
8- 2		0- 2		1- 0	NON-CONFERENCE		3- 0	0- 0		4- 0	
5- 0		0- 0		0- 0	HOME		2- 0	0- 0		3- 0	
0- 2		0- 2		0- 0	AWAY		0- 0	0- 0		0- 0	
3- 0		0- 0		1- 0	NEUTRAL		1- 0	0- 0		1- 0	
0- 0		0- 0		0- 0	CONFERENCE		0- 0	0- 0		0- 0	
0- 0		0- 0		0- 0	HOME		0- 0	0- 0		0- 0	
0- 0		0- 0		0- 0	AWAY		0- 0	0- 0		0- 0	
0- 0		0- 0		0- 0	NEUTRAL		0- 0	0- 0		0- 0	

RPI	S	Opponent	Score	RPI	S	Opponent	Score	RPI	S	Opponent	Score	RPI	S	Opponent	Score
6	A	Oregon	73 75	32	N	DePaul	83 81	55	H	Bucknell	70 56	157	N	Princeton	92 61
25	A	Minnesota	68 72					95	N	Kansas St.	70 61	175	H	North Dakota	85 49
								100	H	Texas A&M	75 65	190	H	Towson	98 55
												333	H	UMES	96 51
-----															
LAST 12 Division I GAMES:															
		95 N Kansas St.	70 61			333 H UMES	96 51			190 H Towson	98 55				
		55 H Bucknell	70 56			25 A Minnesota	68 72			32 N DePaul	83 81				
		100 H Texas A&M	75 65			157 N Princeton	92 61								
		6 A Oregon	73 75												
		175 H North Dakota	85 49												

Non-Div I Games:

Syracuse

TCUTCU

TCU

Average RPI Win: 287 WON-LOST RECORD WINNING PCT. RANK LAST 10 GAMES STRENGTH OF SCHEDULE OPP. STRENGTH OF SCHEDULE TEAM RPI ADJ. RPI CONF. RPI ADJ CONF. RPI

Average RPI Loss: 88

DIV. I ONLY	3- 6	237	0- 1	194	80	215	215	8	8
DIV. I NON-CONF.	3- 6	237	0- 1	194	80	215	215	8	8
TOTALS	RPI 1-25	RPI 26-50	W-L RECORDS	RPI 51-100	RPI 101-150	RPI 150+			
3- 6	0- 1	0- 2	OVERALL	0- 1	0- 1	3- 1			
2- 0	0- 0	0- 0	HOME	0- 0	0- 0	2- 0			
1- 5	0- 1	0- 2	AWAY	0- 0	0- 1	1- 1			
0- 1	0- 0	0- 0	NEUTRAL	0- 1	0- 0	0- 0			
3- 6	0- 1	0- 2	NON-CONFERENCE	0- 1	0- 1	3- 1			
2- 0	0- 0	0- 0	HOME	0- 0	0- 0	2- 0			
1- 5	0- 1	0- 2	AWAY	0- 0	0- 1	1- 1			
0- 1	0- 0	0- 0	NEUTRAL	0- 1	0- 0	0- 0			
0- 0	0- 0	0- 0	CONFERENCE	0- 0	0- 0	0- 0			
0- 0	0- 0	0- 0	HOME	0- 0	0- 0	0- 0			
0- 0	0- 0	0- 0	AWAY	0- 0	0- 0	0- 0			
0- 0	0- 0	0- 0	NEUTRAL	0- 0	0- 0	0- 0			

RPI S Opponent Score	RPI S Opponent Score	RPI S Opponent Score	RPI S Opponent Score
14 A Mi ami (FL) 61 73	32 A DePaul 88 102	87 N Radford 50 56	123 A Marist 68 74
	37 A Vi l l anova 68 76		232 A Ole Mi ss 55 62
			255 H l ona 59 39
			303 A Saint Joseph' s 58 52
			304 H Delaware St. 75 61
LAST 12 Di vi si on I GAMES:			
37 A Vi l l anova 68 76	123 A Marist 68 74		
255 H l ona 59 39	232 A Ole Mi ss 55 62		
32 A DePaul 88 102	303 A Saint Joseph' s 58 52		
14 A Mi ami (FL) 61 73	304 H Delaware St. 75 61		
87 N Radford 50 56			

Non-Di v I Games:

Temple

Average RPI Win:	178	WON-LOST	WINNING	LAST 10	STRENGTH OF	OPP. STRENGTH	TEAM	ADJ.	CONF.	ADJ CONF.
Average RPI Loss:	0	RECORD	PCT. RANK	GAMES	SCHEDULE	OF SCHEDULE	RPI	RPI	RPI	RPI
DIV. I ONLY	8- 0	1	1- 0	95	168	12	12	5	5	
DIV. I NON-CONF.	8- 0	1	1- 0	95	168	12	12	5	5	
-----										
TOTALS	RPI 1-25	RPI 26-50	W-L RECORDS	RPI 51-100	RPI 101-150	RPI 150+				
8- 0	0- 0	2- 0	OVERALL	1- 0	0- 0	5- 0				
4- 0	0- 0	0- 0	HOME	0- 0	0- 0	4- 0				
2- 0	0- 0	1- 0	AWAY	1- 0	0- 0	0- 0				
2- 0	0- 0	1- 0	NEUTRAL	0- 0	0- 0	1- 0				
8- 0	0- 0	2- 0	NON-CONFERENCE	1- 0	0- 0	5- 0				
4- 0	0- 0	0- 0	HOME	0- 0	0- 0	4- 0				
2- 0	0- 0	1- 0	AWAY	1- 0	0- 0	0- 0				
2- 0	0- 0	1- 0	NEUTRAL	0- 0	0- 0	1- 0				
0- 0	0- 0	0- 0	CONFERENCE	0- 0	0- 0	0- 0				
0- 0	0- 0	0- 0	HOME	0- 0	0- 0	0- 0				
0- 0	0- 0	0- 0	AWAY	0- 0	0- 0	0- 0				
0- 0	0- 0	0- 0	NEUTRAL	0- 0	0- 0	0- 0				

RPI	S	Opponent	Score	RPI	S	Opponent	Score	RPI	S	Opponent	Score
45	N	Clemson	78 66	48	A	Texas	88 82	99	A	Oklahoma St.	76 63
164	H	UNC Asheville	73 46	173	N	UAB	73 69	234	H	Stetson	65 55
323	H	Presbyterian	97 49	339	H	Florida A&M	96 31				
-----											
LAST 12 Division I GAMES:											
234	H	Stetson	65 55	173	N	UAB	73 69				
99	A	Oklahoma St.	76 63	48	A	Texas	88 82				
45	N	Clemson	78 66								
339	H	Florida A&M	96 31								
164	H	UNC Asheville	73 46								
323	H	Presbyterian	97 49								

Non-Div I Games:

Tennessee

Average RPI Win:	0	WON-LOST	WINNING	LAST 10	STRENGTH OF	OPP. STRENGTH	TEAM	ADJ.	CONF.	ADJ CONF.
Average RPI Loss:	161	RECORD	PCT. RANK	GAMES	SCHEDULE	OF SCHEDULE	RPI	RPI	RPI	RPI
DIV. I ONLY	0- 9	328	0- 1	69	241	291	291	20	20	
DIV. I NON-CONF.	0- 9	328	0- 1	69	241	291	291	20	20	
-----										
TOTALS	RPI 1-25	RPI 26-50	W-L RECORDS	RPI 51-100	RPI 101-150	RPI 150+				
0- 9	0- 1	0- 1	OVERALL	0- 0	0- 3	0- 4				
0- 1	0- 0	0- 0	HOME	0- 0	0- 1	0- 0				
0- 5	0- 1	0- 0	AWAY	0- 0	0- 0	0- 4				
0- 3	0- 0	0- 1	NEUTRAL	0- 0	0- 2	0- 0				
0- 9	0- 1	0- 1	NON-CONFERENCE	0- 0	0- 3	0- 4				
0- 1	0- 0	0- 0	HOME	0- 0	0- 1	0- 0				
0- 5	0- 1	0- 0	AWAY	0- 0	0- 0	0- 4				
0- 3	0- 0	0- 1	NEUTRAL	0- 0	0- 2	0- 0				
0- 0	0- 0	0- 0	CONFERENCE	0- 0	0- 0	0- 0				
0- 0	0- 0	0- 0	HOME	0- 0	0- 0	0- 0				
0- 0	0- 0	0- 0	AWAY	0- 0	0- 0	0- 0				
0- 0	0- 0	0- 0	NEUTRAL	0- 0	0- 0	0- 0				

RPI 1-25				RPI 26-50				RPI 51-100				RPI 101+				Team's RPI: 291
RPI	S	Opponent	Score	RPI	S	Opponent	Score	RPI	S	Opponent	Score	RPI	S	Opponent	Score	
5	A	Louisville	52 107	49	N	Arkansas	55 79					130	N	Pittsburgh	56 78	
												146	N	Wisconsin	53 58	
												147	H	South Alabama	56 78	
												155	A	Vanderbilt	63 89	
												207	A	Troy	67 92	
												296	A	Alabama A&M	57 67	
												314	A	Lipscomb	62 64	
-----																
LAST 12 Division I GAMES:																
207	A	Troy	67 92	5	A	Louisville	52 107	147	H	South Alabama	56 78					
296	A	Alabama A&M	57 67	130	N	Pittsburgh	56 78	146	N	Wisconsin	53 58					
314	A	Lipscomb	62 64	49	N	Arkansas	55 79	155	A	Vanderbilt	63 89					

Non-Div I Games:

Tennessee St.

Average RPI	Win:	245	WON-LOST	WINNING	LAST 10	STRENGTH OF	OPP. STRENGTH	TEAM	ADJ.	CONF.	ADJ CONF.
Average RPI	Loss:	45	RECORD	PCT. RANK	GAMES	SCHEDULE	OF SCHEDULE	RPI	RPI	RPI	RPI
DIV. I ONLY		4- 3		139	0- 1	96	164	79	79	20	20
DIV. I NON-CONF.		4- 3		139	0- 1	96	164	79	79	20	20
-----											
TOTALS	RPI 1-25		RPI 26-50		W-L RECORDS	RPI 51-100		RPI 101-150		RPI 150+	
4- 3	0- 0		0- 2		OVERALL	1- 1		0- 0		3- 0	
2- 0	0- 0		0- 0		HOME	1- 0		0- 0		1- 0	
2- 2	0- 0		0- 1		AWAY	0- 1		0- 0		2- 0	
0- 1	0- 0		0- 1		NEUTRAL	0- 0		0- 0		0- 0	
4- 3	0- 0		0- 2		NON-CONFERENCE	1- 1		0- 0		3- 0	
2- 0	0- 0		0- 0		HOME	1- 0		0- 0		1- 0	
2- 2	0- 0		0- 1		AWAY	0- 1		0- 0		2- 0	
0- 1	0- 0		0- 1		NEUTRAL	0- 0		0- 0		0- 0	
0- 0	0- 0		0- 0		CONFERENCE	0- 0		0- 0		0- 0	
0- 0	0- 0		0- 0		HOME	0- 0		0- 0		0- 0	
0- 0	0- 0		0- 0		AWAY	0- 0		0- 0		0- 0	
0- 0	0- 0		0- 0		NEUTRAL	0- 0		0- 0		0- 0	

RPI 1-25				RPI 26-50				RPI 51-100				RPI 101+			
RPI	S	Opponent	Score	RPI	S	Opponent	Score	RPI	S	Opponent	Score	RPI	S	Opponent	Score
				31	N	Old Domini on	73 80	56	A	Xavier	60 70	239	A	Wichi ta St.	55 45
				49	A	Arkansas	42 65	63	H	Mi ddle Tenn.	68 64	329	H	Western Caro.	77 58
												347	A	Charleston So.	77 55
-----															
Team's RPI: 79															
LAST 12 Division I GAMES:															
				49	A	Arkansas	42 65	347	A	Charleston So.	77 55				
				239	A	Wichi ta St.	55 45	329	H	Western Caro.	77 58				
				31	N	Old Domini on	73 80	63	H	Mi ddle Tenn.	68 64				
								56	A	Xavier	60 70				

Non-Div I Games: Cumberland (TN) 88 55

Tennessee Tech

Average RPI Win: 173

Average RPI Loss: 16

WON-LOST  
RECORDWINNING  
PCT. RANKLAST 10  
GAMESSTRENGTH OF  
SCHEDULEOPP. STRENGTH  
OF SCHEDULETEAM  
RPIADJ.  
RPICONF.  
RPIADJ CONF.  
RPIDIV. I ONLY  
DIV. I NON-CONF.7- 2  
7- 251  
512- 0  
2- 078  
7891  
9148  
4848  
486  
66  
6

TOTALS

RPI 1-25

RPI 26-50

W-L RECORDS

RPI 51-100

RPI 101-150

RPI 150+

7- 2

0- 2

2- 0

OVERALL

1- 0

0- 0

4- 0

3- 2

0- 2

1- 0

HOME

0- 0

0- 0

2- 0

1- 0

0- 0

0- 0

AWAY

0- 0

0- 0

1- 0

3- 0

0- 0

1- 0

NEUTRAL

1- 0

0- 0

1- 0

7- 2

0- 2

2- 0

NON-CONFERENCE

1- 0

0- 0

4- 0

3- 2

0- 2

1- 0

HOME

0- 0

0- 0

2- 0

1- 0

0- 0

0- 0

AWAY

0- 0

0- 0

1- 0

3- 0

0- 0

1- 0

NEUTRAL

1- 0

0- 0

1- 0

0- 0

0- 0

0- 0

CONFERENCE

0- 0

0- 0

0- 0

0- 0

0- 0

0- 0

HOME

0- 0

0- 0

0- 0

0- 0

0- 0

0- 0

AWAY

0- 0

0- 0

0- 0

0- 0

0- 0

0- 0

NEUTRAL

0- 0

0- 0

0- 0

RPI 1-25

RPI 26-50

Team's RPI: 48

RPI 51-100

RPI 101+

RPI	S	Opponent	Score
12	H	Tennessee	82 88
19	H	Mississippi St.	49 67

RPI	S	Opponent	Score
39	H	Duquesne	78 41
42	N	Michigan	69 52

RPI	S	Opponent	Score
67	N	Quinnipiac	56 55

RPI	S	Opponent	Score
161	N	Fordham	72 54
283	A	North Texas	64 54
293	H	UTSA	98 54
326	H	McNeese	96 40

LAST 12 Division I GAMES:

12	H	Tennessee	82 88	161	N	Fordham	72 54
19	H	Mississippi St.	49 67	42	N	Michigan	69 52
293	H	UTSA	98 54	39	H	Duquesne	78 41
67	N	Quinnipiac	56 55				
326	H	McNeese	96 40				
283	A	North Texas	64 54				

Non-Div I Games:

Texas

■ Loss, 
 ■ Non-Conf, S Site, 
 ■ Home 
 ■ Away 
 N Neutral



Average RPI Win: 189

Average RPI Loss: 22

WON-LOST  
RECORDWINNING  
PCT. RANKLAST 10  
GAMESSTRENGTH OF  
SCHEDULEOPP. STRENGTH  
OF SCHEDULETEAM  
RPIADJ.  
RPICONF.  
RPIADJ CONF.  
RPIDIV. I ONLY  
DIV. I NON-CONF.7- 2  
7- 251  
511- 0  
1- 0243  
24333  
33100  
100100  
1005  
55  
5

TOTALS

RPI 1-25

RPI 26-50

W-L RECORDS

RPI 51-100

RPI 101-150

RPI 150+

7- 2 0- 1

4- 1 0- 0

2- 1 0- 1

1- 0 0- 0

0- 1

0- 1

0- 0

0- 0

OVERALL

HOME

AWAY

NEUTRAL

0- 0

0- 0

0- 0

0- 0

2- 0

1- 0

1- 0

0- 0

5- 0

3- 0

1- 0

1- 0

7- 2 0- 1

4- 1 0- 0

2- 1 0- 1

1- 0 0- 0

0- 1

0- 1

0- 0

0- 0

NON-CONFERENCE

HOME

AWAY

NEUTRAL

0- 0

0- 0

0- 0

0- 0

2- 0

1- 0

1- 0

0- 0

5- 0

3- 0

1- 0

1- 0

0- 0 0- 0

0- 0 0- 0

0- 0 0- 0

0- 0 0- 0

0- 0

0- 0

0- 0

0- 0

CONFERENCE

HOME

AWAY

NEUTRAL

0- 0

0- 0

0- 0

0- 0

0- 0

0- 0

0- 0

0- 0

0- 0

0- 0

0- 0

0- 0

RPI 1-25

RPI 26-50

RPI 51-100 Team's RPI: 100

RPI 101+

RPI	S	Opponent	Score
10	A	Syracuse	65 75

RPI	S	Opponent	Score
34	H	Lamar University	68 74

RPI	S	Opponent	Score
-----	---	----------	-------

RPI	S	Opponent	Score
129	A	Houston	68 52
133	H	Rice	65 54
165	H	Arkansas St.	97 56
168	A	Little Rock	61 40
180	N	UC Riverside	70 63
235	H	Jacksonville	73 53
313	H	Central Ark.	84 27

LAST 12 Division I GAMES:

168	A	Little Rock	61	40	180	N	UC Riverside	70	63
10	A	Syracuse	65	75	313	H	Central Ark.	84	27
235	H	Jacksonville	73	53	129	A	Houston	68	52
133	H	Rice	65	54	34	H	Lamar University	68	74
					165	H	Arkansas St.	97	56

Non-Div I Games:

Texas A&amp;M

Average RPI Win: 335		WON-LOST	WINNING	LAST 10	STRENGTH OF		OPP. STRENGTH	TEAM	ADJ.	CONF.	ADJ CONF.
Average RPI Loss: 92		RECORD	PCT. RANK	GAMES	SCHEDULE		OF SCHEDULE	RPI	RPI	RPI	RPI
DIV. I ONLY		2- 5	257	1- 0	118		307	198	198	27	27
DIV. I NON-CONF.		2- 5	257	1- 0	118		307	198	198	27	27
<hr/>											
TOTALS		RPI 1-25		RPI 26-50	W-L RECORDS		RPI 51-100	RPI 101-150		RPI 150+	
2- 5		0- 0		0- 2	OVERALL		0- 0	0- 3		2- 0	
0- 0		0- 0		0- 0	HOME		0- 0	0- 0		0- 0	
2- 3		0- 0		0- 2	AWAY		0- 0	0- 1		2- 0	
0- 2		0- 0		0- 0	NEUTRAL		0- 0	0- 2		0- 0	
2- 5		0- 0		0- 2	NON-CONFERENCE		0- 0	0- 3		2- 0	
0- 0		0- 0		0- 0	HOME		0- 0	0- 0		0- 0	
2- 3		0- 0		0- 2	AWAY		0- 0	0- 1		2- 0	
0- 2		0- 0		0- 0	NEUTRAL		0- 0	0- 2		0- 0	
0- 0		0- 0		0- 0	CONFERENCE		0- 0	0- 0		0- 0	
0- 0		0- 0		0- 0	HOME		0- 0	0- 0		0- 0	
0- 0		0- 0		0- 0	AWAY		0- 0	0- 0		0- 0	
0- 0		0- 0		0- 0	NEUTRAL		0- 0	0- 0		0- 0	

RPI 1-25				RPI 26-50				RPI 51-100				RPI 101+ Team's RPI: 198			
RPI	S	Opponent	Score	RPI	S	Opponent	Score	RPI	S	Opponent	Score	RPI	S	Opponent	Score
				28	A	Michigan St.	45 91					120	N	Abilene Christian	39 81
				29	A	Tulane	56 62					133	A	Rice	71 76
												149	N	Nicholls St.	57 58
												327	A	UTRGV	69 55
												343	A	Savannah St.	65 41
<hr/>															
LAST 12 Division I GAMES:															
				327	A	UTRGV	69 55	343	A	Savannah St.	65 41				
				28	A	Michigan St.	45 91	149	N	Nicholls St.	57 58				
								120	N	Abilene Christian	39 81				
								133	A	Rice	71 76				
								29	A	Tulane	56 62				

Non-Div I Games: Paul Quinn 83 54

Texas Southern

Average RPI Win: 252		WON-LOST		WINNING		LAST 10		STRENGTH OF		OPP. STRENGTH		TEAM		ADJ.		CONF.		ADJ CONF.	
Average RPI Loss: 99		RECORD		PCT. RANK		GAMES		SCHEDULE		OF SCHEDULE		RPI		RPI		RPI		RPI	
DIV. I	ONLY	3- 4		204		0- 1		154		184		183		183		19		19	
DIV. I	NON-CONF.	3- 4		204		0- 1		154		184		183		183		19		19	
TOTALS		RPI 1-25		RPI 26-50		W-L RECORDS		RPI 51-100		RPI 101-150		RPI 150+							
3- 4		0- 0		0- 1		OVERALL		0- 1		1- 1		2- 1							
1- 2		0- 0		0- 0		HOME		0- 0		1- 1		0- 1							
2- 2		0- 0		0- 1		AWAY		0- 1		0- 0		2- 0							
0- 0		0- 0		0- 0		NEUTRAL		0- 0		0- 0		0- 0							
3- 4		0- 0		0- 1		NON-CONFERENCE		0- 1		1- 1		2- 1							
1- 2		0- 0		0- 0		HOME		0- 0		1- 1		0- 1							
2- 2		0- 0		0- 1		AWAY		0- 1		0- 0		2- 0							
0- 0		0- 0		0- 0		NEUTRAL		0- 0		0- 0		0- 0							
0- 0		0- 0		0- 0		CONFERENCE		0- 0		0- 0		0- 0							
0- 0		0- 0		0- 0		HOME		0- 0		0- 0		0- 0							
0- 0		0- 0		0- 0		AWAY		0- 0		0- 0		0- 0							
0- 0		0- 0		0- 0		NEUTRAL		0- 0		0- 0		0- 0							

RPI 1-25				RPI 26-50				RPI 51-100				RPI 101+ Team's RPI: 183			
RPI	S	Opponent	Score	RPI	S	Opponent	Score	RPI	S	Opponent	Score	RPI	S	Opponent	Score
				36	A	New Mexico	51 82	99	A	Oklahoma St.	55 66	107	H	Montana St.	59 67
												149	H	Nicholls St.	72 67
												152	H	Oral Roberts	64 81
												293	A	UTSA	68 60
												315	A	A&M-Corpus Christi	60 53
LAST 12 Division I GAMES:															
				149	H	Nicholls St.	72 67	107	H	Montana St.	59 67				
				99	A	Oklahoma St.	55 66								
				315	A	A&M-Corpus Christi	60 53								
				152	H	Oral Roberts	64 81								
				293	A	UTSA	68 60								
				36	A	New Mexico	51 82								

Non-Div I Games:

UNKNOWN

92 39

Texas St.

Average RPI Win: 238

Average RPI Loss: 201

WON-LOST  
RECORDWINNING  
PCT. RANKLAST 10  
GAMESSTRENGTH OF  
SCHEDULEOPP. STRENGTH  
OF SCHEDULETEAM  
RPIADJ.  
RPICONF.  
RPIADJ CONF.  
RPIDIV. I ONLY  
DIV. I NON-CONF.5- 2  
5- 281  
810- 1  
0- 1254  
254254  
254202  
202202  
2026  
66  
6

TOTALS

RPI 1-25

RPI 26-50

W-L RECORDS

RPI 51-100

RPI 101-150

RPI 150+

5- 2

0- 0

0- 0

OVERALL

1- 0

0- 0

4- 2

5- 1

0- 0

0- 0

HOME

1- 0

0- 0

4- 1

0- 1

0- 0

0- 0

AWAY

0- 0

0- 0

0- 1

0- 0

0- 0

0- 0

NEUTRAL

0- 0

0- 0

0- 0

5- 2

0- 0

0- 0

NON-CONFERENCE

1- 0

0- 0

4- 2

5- 1

0- 0

0- 0

HOME

1- 0

0- 0

4- 1

0- 1

0- 0

0- 0

AWAY

0- 0

0- 0

0- 1

0- 0

0- 0

0- 0

NEUTRAL

0- 0

0- 0

0- 0

0- 0

0- 0

0- 0

CONFERENCE

0- 0

0- 0

0- 0

0- 0

0- 0

0- 0

HOME

0- 0

0- 0

0- 0

0- 0

0- 0

0- 0

AWAY

0- 0

0- 0

0- 0

0- 0

0- 0

0- 0

NEUTRAL

0- 0

0- 0

0- 0

RPI 1-25

RPI 26-50

RPI 51-100

RPI 101+

Team's RPI: 202

RPI S Opponent Score

RPI S Opponent Score

RPI S Opponent Score

RPI S Opponent Score

RPI S Opponent Score

RPI S Opponent Score

RPI S Opponent Score

RPI S Opponent Score

RPI S Opponent Score

RPI S Opponent Score

RPI S Opponent Score

RPI S Opponent Score

RPI S Opponent Score

RPI S Opponent Score

RPI S Opponent Score

RPI S Opponent Score

RPI S Opponent Score

RPI S Opponent Score

RPI S Opponent Score

RPI S Opponent Score

RPI S Opponent Score

RPI S Opponent Score

RPI S Opponent Score

RPI S Opponent Score

RPI S Opponent Score

RPI S Opponent Score

RPI S Opponent Score

RPI S Opponent Score

RPI S Opponent Score

RPI S Opponent Score

RPI S Opponent Score

RPI S Opponent Score

RPI S Opponent Score

RPI S Opponent Score

RPI S Opponent Score

RPI S Opponent Score

RPI S Opponent Score

RPI S Opponent Score

RPI S Opponent Score

RPI S Opponent Score

RPI S Opponent Score

RPI S Opponent Score

RPI S Opponent Score

RPI S Opponent Score

RPI S Opponent Score

RPI S Opponent Score

RPI S Opponent Score

RPI S Opponent Score

RPI S Opponent Score

RPI S Opponent Score

RPI S Opponent Score

RPI S Opponent Score

RPI S Opponent Score

RPI S Opponent Score

RPI S Opponent Score

RPI S Opponent Score

RPI S Opponent Score

RPI S Opponent Score

RPI S Opponent Score

RPI S Opponent Score

RPI S Opponent Score

RPI S Opponent Score

RPI S Opponent Score

RPI S Opponent Score

RPI S Opponent Score

RPI S Opponent Score

RPI S Opponent Score

RPI S Opponent Score

RPI S Opponent Score

RPI S Opponent Score

RPI S Opponent Score

RPI S Opponent Score

RPI S Opponent Score

RPI S Opponent Score

RPI S Opponent Score

RPI S Opponent Score

RPI S Opponent Score

RPI S Opponent Score

RPI S Opponent Score

RPI S Opponent Score

RPI S Opponent Score

RPI S Opponent Score

RPI S Opponent Score

RPI S Opponent Score

RPI S Opponent Score

RPI S Opponent Score

RPI S Opponent Score

RPI S Opponent Score

RPI S Opponent Score

RPI S Opponent Score

RPI S Opponent Score

RPI S Opponent Score

RPI S Opponent Score

RPI S Opponent Score

RPI S Opponent Score

RPI S Opponent Score

RPI S Opponent Score

RPI S Opponent Score

RPI S Opponent Score

RPI S Opponent Score

RPI S Opponent Score

RPI S Opponent Score

RPI S Opponent Score

RPI S Opponent Score

RPI S Opponent Score

RPI S Opponent Score

RPI S Opponent Score

RPI S Opponent Score

RPI S Opponent Score

RPI S Opponent Score

RPI S Opponent Score

RPI S Opponent Score

RPI S Opponent Score

RPI S Opponent Score

RPI S Opponent Score

RPI S Opponent Score

RPI S Opponent Score

RPI S Opponent Score

RPI S Opponent Score

RPI S Opponent Score

RPI S Opponent Score

RPI S Opponent Score

RPI S Opponent Score

RPI S Opponent Score

RPI S Opponent Score

RPI S Opponent Score

RPI S Opponent Score

RPI S Opponent Score

RPI S Opponent Score

RPI S Opponent Score

RPI S Opponent Score

RPI S Opponent Score

RPI S Opponent Score

RPI S Opponent Score

RPI S Opponent Score

RPI S Opponent Score

RPI S Opponent Score

RPI S Opponent Score

RPI S Opponent Score

RPI S Opponent Score

RPI S Opponent Score

RPI S Opponent Score

RPI S Opponent Score

RPI S Opponent Score

RPI S Opponent Score

RPI S Opponent Score

RPI S Opponent Score

RPI S Opponent Score

T  
e  
x  
a  
s  
T  
e  
c  
hT  
e  
x  
a  
s  
T  
e  
c  
h

LAST 12 Division I GAMES:

226 H Jacksonville St. 71 58

197 A Florida 67 72

85 H SFA 77 69

299 H Houston Baptist 82 76

315 H A&amp;M-Corpus Christi 78 61

204 H Idaho 77 88

265 H La. -Monroe 86 42

Non-Div I Games:

Texas Tech

Loss, Non-Conf, S Site, H Home A Away N Neutral

Toledo				Through Games Of Dec. 14, 2018																
Average RPI Win:		192	WON-LOST RECORD		WINNING PCT. RANK		LAST 10 GAMES		STRENGTH OF SCHEDULE		OPP. STRENGTH OF SCHEDULE		TEAM RPI		ADJ. RPI		CONF. RPI		ADJ CONF. RPI	
Average RPI Loss:		50																		
DIV. I ONLY			6- 3		97		0- 1		221		8		77		77		10		10	
DIV. I NON-CONF.			6- 3		97		0- 1		221		8		77		77		10		10	
TOTALS		RPI 1-25		RPI 26-50		W-L RECORDS		RPI 51-100		RPI 101-150		RPI 150+								
6- 3		0- 1		2- 0		OVERALL		0- 2		0- 0		4- 0								
2- 1		0- 1		1- 0		HOME		0- 0		0- 0		1- 0								
4- 2		0- 0		1- 0		AWAY		0- 2		0- 0		3- 0								
0- 0		0- 0		0- 0		NEUTRAL		0- 0		0- 0		0- 0								
6- 3		0- 1		2- 0		NON-CONFERENCE		0- 2		0- 0		4- 0								
2- 1		0- 1		1- 0		HOME		0- 0		0- 0		1- 0								
4- 2		0- 0		1- 0		AWAY		0- 2		0- 0		3- 0								
0- 0		0- 0		0- 0		NEUTRAL		0- 0		0- 0		0- 0								
0- 0		0- 0		0- 0		CONFERENCE		0- 0		0- 0		0- 0								
0- 0		0- 0		0- 0		HOME		0- 0		0- 0		0- 0								
0- 0		0- 0		0- 0		AWAY		0- 0		0- 0		0- 0								
0- 0		0- 0		0- 0		NEUTRAL		0- 0		0- 0		0- 0								
RPI 1-25				RPI 26-50				RPI 51-100				Team's RPI: 77				RPI 101+				
RPI	S	Opponent	Score	RPI	S	Opponent	Score	RPI	S	Opponent	Score	RPI	S	Opponent	Score					
1	H	Notre Dame	56 72	39	H	Duquesne	65 52	54	A	Maine	59 73	255	H	Iona	84 38					
				46	A	Belmont	78 69	94	A	Dayton	49 70	261	A	Valparaiso	65 59					
												272	A	Memphis	58 48					
												279	A	Cleveland St.	65 60					
LAST 12 Division I GAMES:																				
1	H	Notre Dame	56 72	94	A	Dayton	49 70	39	H	Duquesne	65 52	255	H	Iona	84 38					
279	A	Cleveland St.	65 60																	
272	A	Memphis	58 48																	
46	A	Belmont	78 69																	
261	A	Valparaiso	65 59																	

Non-Div I Games:

Toledo

T  
o  
w  
s  
o  
n

Towson				Through Games Of Dec. 14, 2018							
Average RPI Win: 271		WON-LOST RECORD	WINNING PCT. RANK	LAST 10 GAMES	STRENGTH OF SCHEDULE	OPP. STRENGTH OF SCHEDULE	TEAM RPI	ADJ. RPI	CONF. RPI	ADJ CONF. RPI	
Average RPI Loss: 117											
DIV. I ONLY		5- 4	147	1- 0	299	102	190	190	12	12	
DIV. I NON-CONF.		5- 4	147	1- 0	299	102	190	190	12	12	
-----											
TOTALS		RPI 1-25	RPI 26-50	W-L RECORDS	RPI 51-100	RPI 101-150	RPI 150+				
5- 4	0- 1		0- 0	OVERALL	0- 1	0- 0	5- 2				
3- 0	0- 0		0- 0	HOME	0- 0	0- 0	3- 0				
2- 4	0- 1		0- 0	AWAY	0- 1	0- 0	2- 2				
0- 0	0- 0		0- 0	NEUTRAL	0- 0	0- 0	0- 0				
5- 4	0- 1		0- 0	NON-CONFERENCE	0- 1	0- 0	5- 2				
3- 0	0- 0		0- 0	HOME	0- 0	0- 0	3- 0				
2- 4	0- 1		0- 0	AWAY	0- 1	0- 0	2- 2				
0- 0	0- 0		0- 0	NEUTRAL	0- 0	0- 0	0- 0				
0- 0	0- 0		0- 0	CONFERENCE	0- 0	0- 0	0- 0				
0- 0	0- 0		0- 0	HOME	0- 0	0- 0	0- 0				
0- 0	0- 0		0- 0	AWAY	0- 0	0- 0	0- 0				
0- 0	0- 0		0- 0	NEUTRAL	0- 0	0- 0	0- 0				

T  
o  
w  
s  
o  
n

RPI 1-25				RPI 26-50				RPI 51-100				RPI 101+ Team's RPI: 190			
RPI	S	Opponent	Score	RPI	S	Opponent	Score	RPI	S	Opponent	Score	RPI	S	Opponent	Score
10	A	Syracuse	55 98					90	A	Wake Forest	53 60	151	A	Mt. St. Mary's	78 87
												179	H	Massachusetts	78 53
												218	A	George Washington	63 76
												273	A	UMBC	71 62
												289	H	La Salle	92 68
												303	A	Saint Joseph's	73 52
												311	H	Loyola Maryland	62 57
-----															
LAST 12 Division I GAMES:															
10	A	Syracuse	55 98	303	A	Saint Joseph's	73 52								
218	A	George Washington	63 76	311	H	Loyola Maryland	62 57								
151	A	Mt. St. Mary's	78 87	90	A	Wake Forest	53 60								
273	A	UMBC	71 62												
289	H	La Salle	92 68												
179	H	Massachusetts	78 53												

Non-Div I Games:

Towson

Average RPI Win:	258	WON-LOST	WINNING	LAST 10	STRENGTH OF	OPP. STRENGTH	TEAM	ADJ.	CONF.	ADJ CONF.
Average RPI Loss:	42	RECORD	PCT. RANK	GAMES	SCHEDULE	OF SCHEDULE	RPI	RPI	RPI	RPI
DIV. I ONLY	6- 2	69	0- 0	337	46	207	207	19	19	
DIV. I NON-CONF.	6- 2	69	0- 0	337	46	207	207	19	19	
-----										
TOTALS	RPI 1-25	RPI 26-50	W-L RECORDS	RPI 51-100	RPI 101-150	RPI 150+				
6- 2	0- 1	0- 0	OVERALL	0- 1	0- 0	6- 0				
3- 1	0- 0	0- 0	HOME	0- 1	0- 0	3- 0				
1- 1	0- 1	0- 0	AWAY	0- 0	0- 0	1- 0				
2- 0	0- 0	0- 0	NEUTRAL	0- 0	0- 0	2- 0				
6- 2	0- 1	0- 0	NON-CONFERENCE	0- 1	0- 0	6- 0				
3- 1	0- 0	0- 0	HOME	0- 1	0- 0	3- 0				
1- 1	0- 1	0- 0	AWAY	0- 0	0- 0	1- 0				
2- 0	0- 0	0- 0	NEUTRAL	0- 0	0- 0	2- 0				
0- 0	0- 0	0- 0	CONFERENCE	0- 0	0- 0	0- 0				
0- 0	0- 0	0- 0	HOME	0- 0	0- 0	0- 0				
0- 0	0- 0	0- 0	AWAY	0- 0	0- 0	0- 0				
0- 0	0- 0	0- 0	NEUTRAL	0- 0	0- 0	0- 0				

RPI 1-25				RPI 26-50				RPI 51-100				RPI 101+ Team's RPI: 207			
RPI	S	Opponent	Score	RPI	S	Opponent	Score	RPI	S	Opponent	Score	RPI	S	Opponent	Score
21	A	Florida St.	67 103					63	H	Middle Tenn.	64 67	205	N	Sam Houston St.	84 79
												244	H	Alabama St.	116 46
												248	N	Mississippi Val.	75 54
												269	H	Samford	72 52
												290	A	ETSU	84 66
												291	H	Tennessee St.	92 67
LAST 12 Division I GAMES:															
291	H	Tennessee St.	92 67	63	H	Middle Tenn.	64 67	244	H	Alabama St.	116 46				
269	H	Samford	72 52	248	N	Mississippi Val.	75 54	205	N	Sam Houston St.	84 79				
21	A	Florida St.	67 103	290	A	ETSU	84 66								

Non-Div I Games: Talladega 91 70

Troy

T  
u  
l  
a  
n  
e

Tulane			Through Games Of Dec. 14, 2018								
Average RPI	Win:	182	WON-LOST RECORD	WINNING PCT. RANK	LAST 10 GAMES	STRENGTH OF SCHEDULE	OPP. STRENGTH OF SCHEDULE	TEAM RPI	ADJ. RPI	CONF. RPI	ADJ CONF. RPI
Average RPI	Loss:	43									
DIV. I ONLY			7- 2	51	0- 1	86	42	29	29	8	8
DIV. I NON-CONF.			7- 2	51	0- 1	86	42	29	29	8	8
-----											
TOTALS	RPI 1-25		RPI 26-50		W-L RECORDS		RPI 51-100		RPI 101-150		RPI 150+
7- 2	0- 1		0- 0		OVERALL		2- 1		1- 0		4- 0
5- 0	0- 0		0- 0		HOME		1- 0		1- 0		3- 0
1- 1	0- 0		0- 0		AWAY		1- 1		0- 0		0- 0
1- 1	0- 1		0- 0		NEUTRAL		0- 0		0- 0		1- 0
7- 2	0- 1		0- 0		NON-CONFERENCE		2- 1		1- 0		4- 0
5- 0	0- 0		0- 0		HOME		1- 0		1- 0		3- 0
1- 1	0- 0		0- 0		AWAY		1- 1		0- 0		0- 0
1- 1	0- 1		0- 0		NEUTRAL		0- 0		0- 0		1- 0
0- 0	0- 0		0- 0		CONFERENCE		0- 0		0- 0		0- 0
0- 0	0- 0		0- 0		HOME		0- 0		0- 0		0- 0
0- 0	0- 0		0- 0		AWAY		0- 0		0- 0		0- 0
0- 0	0- 0		0- 0		NEUTRAL		0- 0		0- 0		0- 0

T  
u  
l  
a  
n  
e

RPI 1-25				RPI 26-50				Team's RPI: 29				RPI 51-100				RPI 101+			
RPI	S	Opponent	Score	RPI	S	Opponent	Score					RPI	S	Opponent	Score	RPI	S	Opponent	Score
3	N	Cal i forni a	57 65									58	H	Washi ngton	63 51	149	H	Ni chol l s St.	71 46
												75	A	LSU	56 54	198	H	Texas Southern	62 56
												82	A	Al abama	58 69	247	H	Fl a. Atlantic	88 45
																266	H	Southern Mi ss.	71 54
																279	N	Clevel and St.	81 72
LAST 12 Di vi si on I GAMES:																			
82	A	Al abama	58 69	247	H	Fl a. Atlantic	88 45												
149	H	Ni chol l s St.	71 46	279	N	Clevel and St.	81 72												
266	H	Southern Mi ss.	71 54	3	N	Cal i forni a	57 65												
				58	H	Washi ngton	63 51												
				75	A	LSU	56 54												
				198	H	Texas Southern	62 56												

Non-Di v I Games:

Tulane



T  
u  
l  
s  
a

Average RPI Win: 157		WON-LOST RECORD	WINNING PCT. RANK	LAST 10 GAMES	Through Games Of Dec. 14, 2018						
Average RPI Loss: 92	STRENGTH OF SCHEDULE				OPP. STRENGTH OF SCHEDULE	TEAM RPI	ADJ. RPI	CONF. RPI	ADJ CONF. RPI		
DIV. I ONLY		5- 5	163	0- 1	148	41	112	112	8	8	
DIV. I NON-CONF.		5- 5	163	0- 1	148	41	112	112	8	8	
-----											
TOTALS	RPI 1-25		RPI 26-50	W-L RECORDS	RPI 51-100		RPI 101-150		RPI 150+		
5- 5	0- 0		0- 2	OVERALL	1- 1		1- 1		3- 1		
3- 0	0- 0		0- 0	HOME	0- 0		1- 0		2- 0		
1- 5	0- 0		0- 2	AWAY	0- 1		0- 1		1- 1		
1- 0	0- 0		0- 0	NEUTRAL	1- 0		0- 0		0- 0		
5- 5	0- 0		0- 2	NON-CONFERENCE	1- 1		1- 1		3- 1		
3- 0	0- 0		0- 0	HOME	0- 0		1- 0		2- 0		
1- 5	0- 0		0- 2	AWAY	0- 1		0- 1		1- 1		
1- 0	0- 0		0- 0	NEUTRAL	1- 0		0- 0		0- 0		
0- 0	0- 0		0- 0	CONFERENCE	0- 0		0- 0		0- 0		
0- 0	0- 0		0- 0	HOME	0- 0		0- 0		0- 0		
0- 0	0- 0		0- 0	AWAY	0- 0		0- 0		0- 0		
0- 0	0- 0		0- 0	NEUTRAL	0- 0		0- 0		0- 0		

T  
u  
l  
s  
a

RPI 1-25				RPI 26-50				RPI 51-100				RPI 101+ Team's RPI: 112			
RPI	S	Opponent	Score	RPI	S	Opponent	Score	RPI	S	Opponent	Score	RPI	S	Opponent	Score
				27	A	Arizona St.	52 70	82	N	Al abama	80 73	120	H	Abilene Christian	75 63
				46	A	Bel mont	53 78	85	A	SFA	34 76	139	A	Ameri can	52 68
												152	A	Oral Roberts	76 68
												165	A	Arkansas St.	60 73
												196	H	Saint Loui s	86 75
												234	H	Stetson	55 54
-----															
LAST 12 Division I GAMES:															
				27	A	Arizona St.	52 70	152	A	Oral Roberts	76 68				
				165	A	Arkansas St.	60 73	46	A	Bel mont	53 78				
				82	N	Al abama	80 73	139	A	Ameri can	52 68				
				120	H	Abilene Christian	75 63	234	H	Stetson	55 54				
				85	A	SFA	34 76								
				196	H	Saint Louis	86 75								

Non-Div I Games:

Tulsa

Average RPI	Win:	279	WON-LOST	WINNING	LAST 10	STRENGTH OF	OPP. STRENGTH	TEAM	ADJ.	CONF.	ADJ CONF.
Average RPI	Loss:	12	RECORD	PCT. RANK	GAMES	SCHEDULE	OF SCHEDULE	RPI	RPI	RPI	RPI
DIV. I ONLY		8- 1	23	0- 1	336	175	173	173	18	18	
DIV. I NON-CONF.		8- 1	23	0- 1	336	175	173	173	18	18	
-----											
TOTALS	RPI 1-25		RPI 26-50		W-L RECORDS	RPI 51-100		RPI 101-150		RPI 150+	
8- 1	0- 1		0- 0		OVERALL	0- 0		0- 0		8- 0	
5- 0	0- 0		0- 0		HOME	0- 0		0- 0		5- 0	
2- 0	0- 0		0- 0		AWAY	0- 0		0- 0		2- 0	
1- 1	0- 1		0- 0		NEUTRAL	0- 0		0- 0		1- 0	
8- 1	0- 1		0- 0		NON-CONFERENCE	0- 0		0- 0		8- 0	
5- 0	0- 0		0- 0		HOME	0- 0		0- 0		5- 0	
2- 0	0- 0		0- 0		AWAY	0- 0		0- 0		2- 0	
1- 1	0- 1		0- 0		NEUTRAL	0- 0		0- 0		1- 0	
0- 0	0- 0		0- 0		CONFERENCE	0- 0		0- 0		0- 0	
0- 0	0- 0		0- 0		HOME	0- 0		0- 0		0- 0	
0- 0	0- 0		0- 0		AWAY	0- 0		0- 0		0- 0	
0- 0	0- 0		0- 0		NEUTRAL	0- 0		0- 0		0- 0	

RPI 1-25				RPI 26-50				RPI 51-100				RPI 101+ Team's RPI: 173			
RPI	S	Opponent	Score	RPI	S	Opponent	Score	RPI	S	Opponent	Score	RPI	S	Opponent	Score
12	N	Tennessee	69 73									182	N	Oklahoma	89 84
												216	H	Appalachian St.	80 61
												269	A	Samford	66 41
												272	H	Memphis	85 54
												296	H	Alabama A&M	82 47
												321	A	Chicago St.	90 45
												326	H	McNeese	91 48
												350	H	Alcorn	80 53
-----															
LAST 12 Division I GAMES:															
269	A	Samford	66 41	12	N	Tennessee	69 73	326	H	McNeese	91 48	216	H	Appalachian St.	80 61
350	H	Alcorn	80 53												
296	H	Alabama A&M	82 47												
182	N	Oklahoma	89 84												
321	A	Chicago St.	90 45												
272	H	Memphis	85 54												

Non-Div I Games:

UAB

U  
C  
D  
a  
v  
i  
s

U  
C  
D  
a  
v  
i  
s

UC Davi s

UC Irvine			Through Games Of Dec. 14, 2018								
Average RPI	Win:	238	WON-LOST	WINNING	LAST 10	STRENGTH OF	OPP. STRENGTH	TEAM	ADJ.	CONF.	ADJ CONF.
Average RPI	Loss:	160	RECORD	PCT. RANK	GAMES	SCHEDULE	OF SCHEDULE	RPI	RPI	RPI	RPI
DIV. I ONLY		6- 1	40	0- 1	339	133	203	203	21	21	
DIV. I NON-CONF.		6- 1	40	0- 1	339	133	203	203	21	21	
-----											
TOTALS		RPI 1-25	RPI 26-50		W-L RECORDS		RPI 51-100	RPI 101-150	RPI 150+		
6- 1	0- 0		0- 0	OVERALL	0- 0	1- 0	5- 1				
3- 1	0- 0		0- 0	HOME	0- 0	0- 0	3- 1				
1- 0	0- 0		0- 0	AWAY	0- 0	0- 0	1- 0				
2- 0	0- 0		0- 0	NEUTRAL	0- 0	1- 0	1- 0				
6- 1	0- 0		0- 0	NON-CONFERENCE	0- 0	1- 0	5- 1				
3- 1	0- 0		0- 0	HOME	0- 0	0- 0	3- 1				
1- 0	0- 0		0- 0	AWAY	0- 0	0- 0	1- 0				
2- 0	0- 0		0- 0	NEUTRAL	0- 0	1- 0	1- 0				
0- 0	0- 0		0- 0	CONFERENCE	0- 0	0- 0	0- 0				
0- 0	0- 0		0- 0	HOME	0- 0	0- 0	0- 0				
0- 0	0- 0		0- 0	AWAY	0- 0	0- 0	0- 0				
0- 0	0- 0		0- 0	NEUTRAL	0- 0	0- 0	0- 0				

RPI 1-25				RPI 26-50				RPI 51-100				RPI 101+ Team's RPI: 203			
RPI	S	Opponent	Score	RPI	S	Opponent	Score	RPI	S	Opponent	Score	RPI	S	Opponent	Score
												126	N	Indiana St.	77 61
												160	H	San Diego St.	70 78
												223	H	UNLV	57 55
												224	H	Southern Utah	75 58
												229	A	San Jose St.	74 66
												274	H	CSU Bakersfield	85 78
												349	N	LIU Brooklyn	84 71
LAST 12 Division I GAMES:															
				160	H	San Diego St.	70 78					229	A	San Jose St.	74 66
												274	H	CSU Bakersfield	85 78
												126	N	Indiana St.	77 61
												349	N	LIU Brooklyn	84 71
												224	H	Southern Utah	75 58
												223	H	UNLV	57 55

Non-Div I Games: LIFE Pacific 105 31

Average RPI Win:	209	WON-LOST	WINNING	LAST 10	STRENGTH OF	OPP. STRENGTH	TEAM	ADJ.	CONF.	ADJ CONF.
Average RPI Loss:	124	RECORD	PCT. RANK	GAMES	SCHEDULE	OF SCHEDULE	RPI	RPI	RPI	RPI
DIV. I ONLY	2- 7	272	1- 0	14	301	180	180	21	21	
DIV. I NON-CONF.	2- 7	272	1- 0	14	301	180	180	21	21	
-----										
TOTALS	RPI 1-25	RPI 26-50	W-L RECORDS	RPI 51-100	RPI 101-150	RPI 150+				
2- 7	0- 1	0- 0	OVERALL	0- 4	0- 0	2- 2				
2- 0	0- 0	0- 0	HOME	0- 0	0- 0	2- 0				
0- 4	0- 0	0- 0	AWAY	0- 3	0- 0	0- 1				
0- 3	0- 1	0- 0	NEUTRAL	0- 1	0- 0	0- 1				
2- 7	0- 1	0- 0	NON-CONFERENCE	0- 4	0- 0	2- 2				
2- 0	0- 0	0- 0	HOME	0- 0	0- 0	2- 0				
0- 4	0- 0	0- 0	AWAY	0- 3	0- 0	0- 1				
0- 3	0- 1	0- 0	NEUTRAL	0- 1	0- 0	0- 1				
0- 0	0- 0	0- 0	CONFERENCE	0- 0	0- 0	0- 0				
0- 0	0- 0	0- 0	HOME	0- 0	0- 0	0- 0				
0- 0	0- 0	0- 0	AWAY	0- 0	0- 0	0- 0				
0- 0	0- 0	0- 0	NEUTRAL	0- 0	0- 0	0- 0				

RPI 1-25				RPI 26-50				RPI 51-100				RPI 101+ Team's RPI: 180			
RPI	S	Opponent	Score	RPI	S	Opponent	Score	RPI	S	Opponent	Score	RPI	S	Opponent	Score
6	N	Oregon	44 94					86	A	Southern California	55 73	188	N	Milwaukee	54 56
								92	A	BYU	70 72	194	H	Coastal Caro.	62 43
								99	A	Oklahoma St.	51 76	224	H	Southern Utah	56 50
								100	N	Texas A&M	63 70	294	A	California Baptist	57 65
LAST 12 Division I GAMES:															
224	H	Southern Utah	56 50	99	A	Oklahoma St.	51 76								
100	N	Texas A&M	63 70	92	A	BYU	70 72								
294	A	California Baptist	57 65	86	A	Southern California	55 73								
188	N	Milwaukee	54 56												
6	N	Oregon	44 94												
194	H	Coastal Caro.	62 43												

Non-Div I Games:

UC Riverside

UC Santa Barbara				Through Games Of Dec. 14, 2018							
Average RPI	Win:	284	WON-LOST	WINNING	LAST 10	STRENGTH OF	OPP. STRENGTH	TEAM	ADJ.	CONF.	ADJ CONF.
Average RPI	Loss:	154	RECORD	PCT. RANK	GAMES	SCHEDULE	OF SCHEDULE	RPI	RPI	RPI	RPI
DIV. I ONLY			2- 7	272	1- 0	214	229	297	297	21	21
DIV. I NON-CONF.			2- 7	272	1- 0	214	229	297	297	21	21
-----											
TOTALS		RPI 1-25		RPI 26-50		W-L RECORDS		RPI 51-100		RPI 101-150	RPI 150+
2- 7		0- 0		0- 1		OVERALL		0- 3		0- 0	2- 3
1- 3		0- 0		0- 1		HOME		0- 1		0- 0	1- 1
0- 4		0- 0		0- 0		AWAY		0- 2		0- 0	0- 2
1- 0		0- 0		0- 0		NEUTRAL		0- 0		0- 0	1- 0
2- 7		0- 0		0- 1		NON-CONFERENCE		0- 3		0- 0	2- 3
1- 3		0- 0		0- 1		HOME		0- 1		0- 0	1- 1
0- 4		0- 0		0- 0		AWAY		0- 2		0- 0	0- 2
1- 0		0- 0		0- 0		NEUTRAL		0- 0		0- 0	1- 0
0- 0		0- 0		0- 0		CONFERENCE		0- 0		0- 0	0- 0
0- 0		0- 0		0- 0		HOME		0- 0		0- 0	0- 0
0- 0		0- 0		0- 0		AWAY		0- 0		0- 0	0- 0
0- 0		0- 0		0- 0		NEUTRAL		0- 0		0- 0	0- 0

RPI 1-25				RPI 26-50				RPI 51-100				RPI 101+ Team's RPI: 297			
RPI	S	Opponent	Score	RPI	S	Opponent	Score	RPI	S	Opponent	Score	RPI	S	Opponent	Score
				41	H	Saint Mary's (CA)	55 80	84	A	Paci fi c	53 69	223	A	UNLV	51 69
								86	A	Southern Cali fornia	39 82	237	N	Dartmouth	62 56
								93	H	Loyol a Marymount	57 70	274	H	CSU Bakersfi eld	48 56
												275	A	Utah Val ley	54 63
												330	H	Grand Canyon	66 55
LAST 12 Division I GAMES:															
				41	H	Saint Mary's (CA)	55 80	237	N	Dartmouth	62 56				
				223	A	UNLV	51 69	84	A	Paci fi c	53 69				
				93	H	Loyol a Marymount	57 70	330	H	Grand Canyon	66 55				
				86	A	Southern Cali fornia	39 82								
				274	H	CSU Bakersfi eld	48 56								
				275	A	Utah Val ley	54 63								

Non-Div I Games:

Average RPI	Win:	148	WON-LOST	WINNING	LAST 10	STRENGTH OF	OPP. STRENGTH	TEAM	ADJ.	CONF.	ADJ CONF.
Average RPI	Loss:	57	RECORD	PCT. RANK	GAMES	SCHEDULE	OF SCHEDULE	RPI	RPI	RPI	RPI
DIV. I ONLY		8- 1	23	1- 0	177	27	24	24	8	8	
DIV. I NON-CONF.		8- 1	23	1- 0	177	27	24	24	8	8	
-----											
TOTALS	RPI 1-25		RPI 26-50		W-L RECORDS	RPI 51-100	RPI 101-150		RPI 150+		
8- 1	0- 0		2- 0		OVERALL	0- 1	3- 0		3- 0		
3- 0	0- 0		1- 0		HOME	0- 0	1- 0		1- 0		
5- 1	0- 0		1- 0		AWAY	0- 1	2- 0		2- 0		
0- 0	0- 0		0- 0		NEUTRAL	0- 0	0- 0		0- 0		
8- 1	0- 0		2- 0		NON-CONFERENCE	0- 1	3- 0		3- 0		
3- 0	0- 0		1- 0		HOME	0- 0	1- 0		1- 0		
5- 1	0- 0		1- 0		AWAY	0- 1	2- 0		2- 0		
0- 0	0- 0		0- 0		NEUTRAL	0- 0	0- 0		0- 0		
0- 0	0- 0		0- 0		CONFERENCE	0- 0	0- 0		0- 0		
0- 0	0- 0		0- 0		HOME	0- 0	0- 0		0- 0		
0- 0	0- 0		0- 0		AWAY	0- 0	0- 0		0- 0		
0- 0	0- 0		0- 0		NEUTRAL	0- 0	0- 0		0- 0		

RPI	S	Opponent	Score	RPI	S	Opponent	Score	RPI	S	Opponent	Score	RPI	S	Opponent	Score
37	H	Villanova	71 56	39	A	Duquesne	71 63	57	A	Central Mich.	68 75	113	H	Chattanooga	75 37
												130	A	Pittsburgh	61 58
												140	A	Mercer	76 42
												206	A	Delaware	71 60
												234	A	Stetson	78 55
												282	H	Richmond	70 48
-----															
LAST 12 Division I GAMES:															
140	A	Mercer	76 42	39	A	Duquesne	71 63	206	A	Delaware	71 60	113	H	Chattanooga	75 37
234	A	Stetson	78 55									37	H	Villanova	71 56
130	A	Pittsburgh	61 58									282	H	Richmond	70 48
												57	A	Central Mich.	68 75

Non-Div I Games:

UCF

Average RPI Win:	128	WON-LOST	WINNING	LAST 10	STRENGTH OF	OPP. STRENGTH	TEAM	ADJ.	CONF.	ADJ CONF.
Average RPI Loss:	55	RECORD	PCT. RANK	GAMES	SCHEDULE	OF SCHEDULE	RPI	RPI	RPI	RPI
DIV. I ONLY	4- 5	193	1- 0	4	212	44	44	2	2	
DIV. I NON-CONF.	4- 5	193	1- 0	4	212	44	44	2	2	
-----										
TOTALS	RPI 1-25	RPI 26-50	W-L RECORDS	RPI 51-100	RPI 101-150	RPI 150+				
4- 5	0- 2	0- 0	OVERALL	0- 3	4- 0	0- 0				
4- 1	0- 1	0- 0	HOME	0- 0	4- 0	0- 0				
0- 1	0- 0	0- 0	AWAY	0- 1	0- 0	0- 0				
0- 3	0- 1	0- 0	NEUTRAL	0- 2	0- 0	0- 0				
4- 5	0- 2	0- 0	NON-CONFERENCE	0- 3	4- 0	0- 0				
4- 1	0- 1	0- 0	HOME	0- 0	4- 0	0- 0				
0- 1	0- 0	0- 0	AWAY	0- 1	0- 0	0- 0				
0- 3	0- 1	0- 0	NEUTRAL	0- 2	0- 0	0- 0				
0- 0	0- 0	0- 0	CONFERENCE	0- 0	0- 0	0- 0				
0- 0	0- 0	0- 0	HOME	0- 0	0- 0	0- 0				
0- 0	0- 0	0- 0	AWAY	0- 0	0- 0	0- 0				
0- 0	0- 0	0- 0	NEUTRAL	0- 0	0- 0	0- 0				

RPI 1-25				RPI 26-50				RPI 51-100				RPI 101+			
RPI	S	Opponent	Score	RPI	S	Opponent	Score	RPI	S	Opponent	Score	RPI	S	Opponent	Score
15	H	Indiana	65 67					52	N	North Carolina	49 83	116	H	Seton Hall	78 62
17	N	Kentucky	74 75					93	A	Loyola Marymount	63 69	119	H	Fresno St.	89 80
								97	N	South Fla.	56 60	133	H	Rice	59 50
												143	H	Georgia	80 69
-----															
LAST 12 Division I GAMES:															
119	H	Fresno St.	89 80	17	N	Kentucky	74 75	52	N	North Carolina	49 83	116	H	Seton Hall	78 62
15	H	Indiana	65 67					116	H	Georgia	80 69	133	H	Rice	59 50
97	N	South Fla.	56 60					93	A	Loyola Marymount	63 69				

Non-Div I Games:

UCLA



Average RPI Win: 105  
Average RPI Loss: 0

WON-LOST  
RECORD

WINNING  
PCT. RANK

LAST 10  
GAMES

STRENGTH OF  
SCHEDULE

OPP. STRENGTH  
OF SCHEDULE

TEAM  
RPI

ADJ.  
RPI

CONF.  
RPI

ADJ CONF.  
RPI

DIV. I ONLY  
DIV. I NON-CONF.

9- 0  
9- 0

1  
1

1- 0  
1- 0

11  
11

20  
20

2  
2

2  
2

8  
8

8  
8

TOTALS

RPI 1-25

RPI 26-50

W-L RECORDS

RPI 51-100

RPI 101-150

RPI 150+

9- 0  
3- 0  
2- 0  
4- 0

1- 0  
0- 0  
1- 0  
0- 0

1- 0  
1- 0  
0- 0  
0- 0

OVERALL  
HOME  
AWAY  
NEUTRAL

3- 0  
1- 0  
0- 0  
2- 0

1- 0  
1- 0  
0- 0  
0- 0

3- 0  
0- 0  
1- 0  
2- 0

9- 0  
3- 0  
2- 0  
4- 0

1- 0  
0- 0  
1- 0  
0- 0

1- 0  
1- 0  
0- 0  
0- 0

NON-CONFERENCE  
HOME  
AWAY  
NEUTRAL

3- 0  
1- 0  
0- 0  
2- 0

1- 0  
1- 0  
0- 0  
0- 0

3- 0  
0- 0  
1- 0  
2- 0

0- 0  
0- 0  
0- 0  
0- 0

0- 0  
0- 0  
0- 0  
0- 0

0- 0  
0- 0  
0- 0  
0- 0

CONFERENCE  
HOME  
AWAY  
NEUTRAL

0- 0  
0- 0  
0- 0  
0- 0

0- 0  
0- 0  
0- 0  
0- 0

0- 0  
0- 0  
0- 0  
0- 0

RPI S Opponent Score  
1 A Notre Dame 89 71

RPI S Opponent Score  
32 H DePaul 99 63

RPI S Opponent Score  
59 N Purdue 86 40  
64 N St. John's (NY) 65 55  
91 H Ohio St. 85 53

RPI S Opponent Score  
116 H Seton Hall 99 61  
155 N Vanderbilt 80 42  
196 A Saint Louis 98 42  
232 N Ole Miss 90 50

LAST 12 Division I GAMES:

116 H Seton Hall 99 61  
196 A Saint Louis 98 42  
1 A Notre Dame 89 71  
32 H DePaul 99 63  
59 N Purdue 86 40  
64 N St. John's (NY) 65 55

232 N Ole Miss 90 50  
155 N Vanderbilt 80 42  
91 H Ohio St. 85 53

U  
C  
o  
n  
nU  
C  
o  
n  
n

Non-Div I Games:

UConn

Loss, Non-Conf, S Site, H Home A Away N Neutral

U  
I  
C

UIC

Average RPI Win: 305

Average RPI Loss: 107

WON-LOST  
RECORD

2- 6

2- 6

WINNING  
PCT. RANK

263

263

LAST 10  
GAMES

0- 1

0- 1

STRENGTH OF  
SCHEDULE

83

83

OPP. STRENGTH  
OF SCHEDULE

285

285

TEAM  
RPI

222

222

ADJ.  
RPI

222

222

CONF.  
RPI

15

15

ADJ CONF.  
RPI

15

15

DIV. I ONLY

2- 6

263

0- 1

83

285

222

222

15

15

DIV. I NON-CONF.

2- 6

263

0- 1

83

285

222

222

15

15

TOTALS

RPI 1-25

RPI 26-50

W-L RECORDS

RPI 51-100

RPI 101-150

RPI 150+

2- 6

0- 1

0- 0

OVERALL

0- 1

0- 2

2- 2

1- 2

0- 0

0- 0

HOME

0- 0

0- 1

1- 1

1- 4

0- 1

0- 0

AWAY

0- 1

0- 1

1- 1

0- 0

0- 0

0- 0

NEUTRAL

0- 0

0- 0

0- 0

2- 6

0- 1

0- 0

NON-CONFERENCE

0- 1

0- 2

2- 2

1- 2

0- 0

0- 0

HOME

0- 0

0- 1

1- 1

1- 4

0- 1

0- 0

AWAY

0- 1

0- 1

1- 1

0- 0

0- 0

0- 0

NEUTRAL

0- 0

0- 0

0- 0

0- 0

0- 0

0- 0

CONFERENCE

0- 0

0- 0

0- 0

0- 0

0- 0

0- 0

HOME

0- 0

0- 0

0- 0

0- 0

0- 0

0- 0

AWAY

0- 0

0- 0

0- 0

0- 0

0- 0

0- 0

NEUTRAL

0- 0

0- 0

0- 0

RPI 1-25

RPI 26-50

RPI 51-100

RPI 101+ Team's RPI: 222

RPI S Opponent Score

7 A Marquette 32 96

RPI S Opponent Score

59 A Northwestern 44 87

RPI S Opponent Score

110 H Mi ami (OH) 56 65

126 A Indi ana St. 53 60

169 H Loyol a Chi cago 60 75

172 A Eastern Mi ch. 38 52

261 H Val parai so 75 65

348 A Evansvi lle 62 54

LAST 12 Division I GAMES:

172 A Eastern Mi ch. 38 52

7 A Marquette 32 96

169 H Loyol a Chi cago 60 75

59 A Northwestern 44 87

261 H Val parai so 75 65

126 A Indi ana St. 53 60

348 A Evansvi lle 62 54

110 H Mi ami (OH) 56 65

U  
I  
C

Non-Div I Games:

UIC

Loss, Non-Conf, S Site, H Home A Away N Neutral

Page 306

Non-Div I Games:

UIC

U  
M  
B  
CU  
M  
B  
C

Page 307

UMES										Through Games Of Dec. 14, 2018																					
Average RPI Win:		0		WON-LOST		WINNING		LAST 10		STRENGTH OF		OPP. STRENGTH		TEAM		ADJ.		CONF.		ADJ CONF.											
Average RPI Loss:		171		RECORD		PCT. RANK		GAMES		SCHEDULE		OF SCHEDULE		RPI		RPI		RPI		RPI											
DIV. I ONLY		0- 7		328		0- 1		200		231		333		333		32		32													
DIV. I NON-CONF.		0- 7		328		0- 1		200		231		333		333		32		32													
-----																															
TOTALS		RPI 1-25		RPI 26-50		W-L RECORDS		RPI 51-100		RPI 101-150		RPI 150+																			
0- 7		0- 1		0- 0		OVERALL		0- 1		0- 1		0- 4																			
0- 1		0- 0		0- 0		HOME		0- 0		0- 1		0- 0																			
0- 6		0- 1		0- 0		AWAY		0- 1		0- 0		0- 4																			
0- 0		0- 0		0- 0		NEUTRAL		0- 0		0- 0		0- 0																			
0- 7		0- 1		0- 0		NON-CONFERENCE		0- 1		0- 1		0- 4																			
0- 1		0- 0		0- 0		HOME		0- 0		0- 1		0- 0																			
0- 6		0- 1		0- 0		AWAY		0- 1		0- 0		0- 4																			
0- 0		0- 0		0- 0		NEUTRAL		0- 0		0- 0		0- 0																			
0- 0		0- 0		0- 0		CONFERENCE		0- 0		0- 0		0- 0																			
0- 0		0- 0		0- 0		HOME		0- 0		0- 0		0- 0																			
0- 0		0- 0		0- 0		AWAY		0- 0		0- 0		0- 0																			
0- 0		0- 0		0- 0		NEUTRAL		0- 0		0- 0		0- 0																			
-----																															
RPI 1-25		RPI 26-50		RPI 51-100		RPI 101+		Team's RPI: 333																							
RPI	S	Opponent	Score	RPI	S	Opponent	Score	RPI	S	Opponent	Score	RPI	S	Opponent	Score																
10	A	Syracuse	51 96					90	A	Wake Forest	67 78	117	H	Buffal o	63 69	167	A	Georgetown	55 74	178	A	East Carolina	69 84	282	A	Richmond	55 57	351	A	Longwood	71 83

U  
M  
K  
C

U  
M  
K  
C

■ Loss, ■ Non-Conf, S Site, H Home A Away N Neutral

UMass Lowell				Through Games Of Dec. 14, 2018							
Average RPI Win:	314	WON-LOST RECORD	WINNING PCT. RANK	LAST 10 GAMES	STRENGTH OF SCHEDULE	OPP. STRENGTH OF SCHEDULE	TEAM RPI	ADJ. RPI	CONF. RPI	ADJ CONF. RPI	
Average RPI Loss:	201										
DIV. I ONLY		2- 8	286	0- 1	251	333	317	317	25	25	
DIV. I NON-CONF.		2- 8	286	0- 1	251	333	317	317	25	25	
-----											
TOTALS		RPI 1-25	RPI 26-50		W-L RECORDS		RPI 51-100	RPI 101-150	RPI 150+		
2- 8		0- 0	0- 0		OVERALL		0- 1	0- 2	2- 5		
1- 3		0- 0	0- 0		HOME		0- 0	0- 1	1- 2		
1- 5		0- 0	0- 0		AWAY		0- 1	0- 1	1- 3		
0- 0		0- 0	0- 0		NEUTRAL		0- 0	0- 0	0- 0		
2- 8		0- 0	0- 0		NON-CONFERENCE		0- 1	0- 2	2- 5		
1- 3		0- 0	0- 0		HOME		0- 0	0- 1	1- 2		
1- 5		0- 0	0- 0		AWAY		0- 1	0- 1	1- 3		
0- 0		0- 0	0- 0		NEUTRAL		0- 0	0- 0	0- 0		
0- 0		0- 0	0- 0		CONFERENCE		0- 0	0- 0	0- 0		
0- 0		0- 0	0- 0		HOME		0- 0	0- 0	0- 0		
0- 0		0- 0	0- 0		AWAY		0- 0	0- 0	0- 0		
0- 0		0- 0	0- 0		NEUTRAL		0- 0	0- 0	0- 0		

RPI 1-25				RPI 26-50				RPI 51-100				RPI 101+ Team's RPI: 317							
RPI	S	Opponent	Score	RPI	S	Opponent	Score	RPI	S	Opponent	Score	RPI	S	Opponent	Score				
								66	A	Butler	36	89	116	A	Seton Hall I	57	90		
													132	H	Provi dence	47	71		
													208	A	Hol y Cross	54	63		
													237	A	Dartmouth	54	70		
													249	A	Cornel I	54	63		
													276	H	Bryant	57	58		
													278	H	Sai nt Peter' s	59	57		
													322	H	Col gate	52	61		
													349	A	LIU Brookl yn	69	64		
LAST 12 Division I GAMES:																			
237	A	Dartmouth	54	70	208	A	Hol y Cross	54	63	349	A	LIU Brookl yn	69	64	116	A	Seton Hall I	57	90
132	H	Provi dence	47	71	66	A	Butler	36	89	249	A	Cornel I	54	63	276	H	Bryant	57	58
322	H	Col gate	52	61	278	H	Sai nt Peter' s	59	57										

Non-Div I Games: Fisher 79 45

UMass Lowell

Average RPI Win: 283      WON-LOST      WINNING      LAST 10  
Average RPI Loss: 89      RECORD      PCT. RANK      GAMES      STRENGTH OF      OPP. STRENGTH      TEAM      ADJ.      CONF.      ADJ CONF.  
SCHEDULE      OF SCHEDULE      RPI      RPI      RPI      RPI

DIV. I ONLY	4- 3	139	1- 0	184	208	164	164	29	29
DIV. I NON-CONF.	4- 3	139	1- 0	184	208	164	164	29	29
TOTALS	RPI 1-25	RPI 26-50	W-L RECORDS	RPI 51-100	RPI 101-150	RPI 150+			
4- 3	0- 1	0- 0	OVERALL	0- 1	0- 0	4- 1			
4- 0	0- 0	0- 0	HOME	0- 0	0- 0	4- 0			
0- 3	0- 1	0- 0	AWAY	0- 1	0- 0	0- 1			
0- 0	0- 0	0- 0	NEUTRAL	0- 0	0- 0	0- 0			
4- 3	0- 1	0- 0	NON-CONFERENCE	0- 1	0- 0	4- 1			
4- 0	0- 0	0- 0	HOME	0- 0	0- 0	4- 0			
0- 3	0- 1	0- 0	AWAY	0- 1	0- 0	0- 1			
0- 0	0- 0	0- 0	NEUTRAL	0- 0	0- 0	0- 0			
0- 0	0- 0	0- 0	CONFERENCE	0- 0	0- 0	0- 0			
0- 0	0- 0	0- 0	HOME	0- 0	0- 0	0- 0			
0- 0	0- 0	0- 0	AWAY	0- 0	0- 0	0- 0			
0- 0	0- 0	0- 0	NEUTRAL	0- 0	0- 0	0- 0			

RPI	S	Opponent	Score	RPI	S	Opponent	Score	RPI	S	Opponent	Score	RPI	S	Opponent	Score	Team's RPI: 164
12	A	Tennessee	46 73					69	A	Charlotte	53 70	186	A	Furman	47 58	
												209	H	Wofford	60 46	
												290	H	ETSU	56 55	
												305	H	Davi dson	69 56	
												329	H	Western Caro.	74 49	
LAST 12 Division I GAMES:																
290	H	ETSU	56 55	12	A	Tennessee	46 73	69	A	Charlotte	53 70					
186	A	Furman	47 58													
209	H	Wofford	60 46													
305	H	Davi dson	69 56													
329	H	Western Caro.	74 49													

Non-Div I Games: Warren Wilson 92 31

Average RPI Win: 0

Average RPI Loss: 216

WON-LOST  
RECORD

WINNING  
PCT. RANK

LAST 10  
GAMES

STRENGTH OF  
SCHEDULE

OPP. STRENGTH  
OF SCHEDULE

TEAM  
RPI

ADJ.  
RPI

CONF.  
RPI

ADJ CONF.  
RPI

DIV. I ONLY	0- 6	328	0- 1	271	303	344	344	26	26
DIV. I NON-CONF.	0- 6	328	0- 1	271	303	344	344	26	26
TOTALS	RPI 1-25	RPI 26-50	W-L RECORDS	RPI 51-100	RPI 101-150	RPI 150+			
0- 6	0- 0	0- 0	OVERALL	0- 1	0- 0	0- 5			
0- 0	0- 0	0- 0	HOME	0- 0	0- 0	0- 0			
0- 6	0- 0	0- 0	AWAY	0- 1	0- 0	0- 5			
0- 0	0- 0	0- 0	NEUTRAL	0- 0	0- 0	0- 0			
0- 6	0- 0	0- 0	NON-CONFERENCE	0- 1	0- 0	0- 5			
0- 0	0- 0	0- 0	HOME	0- 0	0- 0	0- 0			
0- 6	0- 0	0- 0	AWAY	0- 1	0- 0	0- 5			
0- 0	0- 0	0- 0	NEUTRAL	0- 0	0- 0	0- 0			
0- 0	0- 0	0- 0	CONFERENCE	0- 0	0- 0	0- 0			
0- 0	0- 0	0- 0	HOME	0- 0	0- 0	0- 0			
0- 0	0- 0	0- 0	AWAY	0- 0	0- 0	0- 0			
0- 0	0- 0	0- 0	NEUTRAL	0- 0	0- 0	0- 0			

RPI 1-25				RPI 26-50				RPI 51-100				RPI 101+ Team's RPI: 344							
RPI	S	Opponent	Score	RPI	S	Opponent	Score	RPI	S	Opponent	Score	RPI	S	Opponent	Score				
								52	A	North Carolina	62	83	193	A	Georgia St.	63	70		
													216	A	Appalachian St.	65	68		
													220	A	Campbell	49	53		
													268	A	High Point	75	82		
													346	A	N. C. Central	57	66		
LAST 12 Division I GAMES:																			
216	A	Appalachian St.	65	68	346	A	N. C. Central	57	66	52	A	North Carolina	62	83	268	A	High Point	75	82
193	A	Georgia St.	63	70	220	A	Campbell	49	53										

Non-Div I Games:

Pfeiffer

92 23

UNC Pembroke

72 32

Lees-McRae

92 36

Young Harris

62 29

UNC Greensboro



Average RPI Win: 333

Average RPI Loss: 70

WON-LOST  
RECORDWINNING  
PCT. RANKLAST 10  
GAMESSTRENGTH OF  
SCHEDULEOPP. STRENGTH  
OF SCHEDULETEAM  
RPIADJ.  
RPICONF.  
RPIADJ CONF.  
RPIDIV. I ONLY  
DIV. I NON-CONF.3- 3  
3- 3163  
1630- 1  
0- 1215  
215297  
297187  
187187  
18712  
1212  
12

TOTALS

RPI 1-25

RPI 26-50

W-L RECORDS

RPI 51-100

RPI 101-150

RPI 150+

3- 3  
2- 0  
1- 3  
0- 00- 0  
0- 0  
0- 0  
0- 00- 0  
0- 0  
0- 0  
0- 0OVERALL  
HOME  
AWAY  
NEUTRAL0- 3  
0- 0  
0- 3  
0- 00- 0  
0- 0  
0- 0  
0- 03- 0  
2- 0  
1- 0  
0- 03- 3  
2- 0  
1- 3  
0- 00- 0  
0- 0  
0- 0  
0- 00- 0  
0- 0  
0- 0  
0- 0NON-CONFERENCE  
HOME  
AWAY  
NEUTRAL0- 3  
0- 0  
0- 3  
0- 00- 0  
0- 0  
0- 0  
0- 03- 0  
2- 0  
1- 0  
0- 00- 0  
0- 0  
0- 0  
0- 00- 0  
0- 0  
0- 0  
0- 00- 0  
0- 0  
0- 0  
0- 0CONFERENCE  
HOME  
AWAY  
NEUTRAL0- 0  
0- 0  
0- 0  
0- 00- 0  
0- 0  
0- 0  
0- 00- 0  
0- 0  
0- 0  
0- 0

RPI 1-25

RPI S Opponent Score

RPI 26-50

RPI S Opponent Score

RPI 51-100

RPI S Opponent Score

RPI 101+

Team's RPI: 187

RPI S Opponent Score

52 A  
78 A  
80 ANorth Carolina  
Ohio  
VCU55 82  
72 95  
47 58323 H  
330 H  
346 APresbyteria n  
Grand Canyon  
N.C. Central63 48  
77 55  
89 82

LAST 12 Division I GAMES:

52 A  
80 A  
346 A  
330 HNorth Carolina  
VCU  
N.C. Central  
Grand Canyon55 82  
47 58  
89 82  
77 55323 H  
78 APresbyteria n  
Ohio63 48  
72 95U  
N  
C  
WU  
N  
C  
W

Non-Div I Games:

Fayetteville St.

72 54

Belmont Abbey

74 58

UNCW

UNIU  
N  
I

UNI

Average RPI		Win: 297	WON-LOST RECORD	WINNING PCT. RANK	LAST 10 GAMES	STRENGTH OF SCHEDULE	OPP. STRENGTH OF SCHEDULE	TEAM RPI	ADJ. RPI	CONF. RPI	ADJ CONF. RPI
DIV. I ONLY			1- 7	308	0- 1	17	295	223	223	9	9
DIV. I NON-CONF.			1- 7	308	0- 1	17	295	223	223	9	9
-----											
TOTALS		RPI 1-25		RPI 26-50		W-L RECORDS	RPI 51-100	RPI 101-150		RPI 150+	
1- 7		0- 1		0- 1		OVERALL	0- 2	0- 1		1- 2	
1- 4		0- 1		0- 0		HOME	0- 2	0- 1		1- 0	
0- 3		0- 0		0- 1		AWAY	0- 0	0- 0		0- 2	
0- 0		0- 0		0- 0		NEUTRAL	0- 0	0- 0		0- 0	
1- 7		0- 1		0- 1		NON-CONFERENCE	0- 2	0- 1		1- 2	
1- 4		0- 1		0- 0		HOME	0- 2	0- 1		1- 0	
0- 3		0- 0		0- 1		AWAY	0- 0	0- 0		0- 2	
0- 0		0- 0		0- 0		NEUTRAL	0- 0	0- 0		0- 0	
0- 0		0- 0		0- 0		CONFERENCE	0- 0	0- 0		0- 0	
0- 0		0- 0		0- 0		HOME	0- 0	0- 0		0- 0	
0- 0		0- 0		0- 0		AWAY	0- 0	0- 0		0- 0	
0- 0		0- 0		0- 0		NEUTRAL	0- 0	0- 0		0- 0	

RPI 1-25				RPI 26-50				RPI 51-100				RPI 101+ Team's RPI: 223			
RPI	S	Opponent	Score	RPI	S	Opponent	Score	RPI	S	Opponent	Score	RPI	S	Opponent	Score
13	H	Gonzaga	59 70	43	A	Duke	38 66	63	H	Middle Tenn.	62 66	108	H	Wright St.	52 68
								86	H	Southern California	72 86	203	A	UC Irvine	55 57
												297	H	UC Santa Barbara	69 51
												298	A	South Carolina St.	49 58
LAST 12 Division I GAMES:															
63	H	Middle Tenn.	62 66	43	A	Duke	38 66	86	H	Southern California	72 86	297	H	UC Santa Barbara	69 51
298	A	South Carolina St.	49 58					13	H	Gonzaga	59 70	203	A	UC Irvine	55 57
								108	H	Wright St.	52 68				

Non-Div I Games:

UNLV

Average RPI Win: 346		WON-LOST	WINNING	LAST 10	STRENGTH OF		OPP. STRENGTH	TEAM	ADJ.	CONF.	ADJ CONF.
Average RPI Loss: 205		RECORD	PCT. RANK	GAMES	SCHEDULE		OF SCHEDULE	RPI	RPI	RPI	RPI
DIV. I ONLY		1- 6	299	0- 0	295		291	316	316	29	29
DIV. I NON-CONF.		1- 6	299	0- 0	295		291	316	316	29	29
-----											
TOTALS		RPI 1-25	RPI 26-50		W-L RECORDS		RPI 51-100	RPI 101-150		RPI 150+	
1- 6		0- 0	0- 1		OVERALL		0- 0	0- 1		1- 4	
0- 0		0- 0	0- 0		HOME		0- 0	0- 0		0- 0	
1- 6		0- 0	0- 1		AWAY		0- 0	0- 1		1- 4	
0- 0		0- 0	0- 0		NEUTRAL		0- 0	0- 0		0- 0	
1- 6		0- 0	0- 1		NON-CONFERENCE		0- 0	0- 1		1- 4	
0- 0		0- 0	0- 0		HOME		0- 0	0- 0		0- 0	
1- 6		0- 0	0- 1		AWAY		0- 0	0- 1		1- 4	
0- 0		0- 0	0- 0		NEUTRAL		0- 0	0- 0		0- 0	
0- 0		0- 0	0- 0		CONFERENCE		0- 0	0- 0		0- 0	
0- 0		0- 0	0- 0		HOME		0- 0	0- 0		0- 0	
0- 0		0- 0	0- 0		AWAY		0- 0	0- 0		0- 0	
0- 0		0- 0	0- 0		NEUTRAL		0- 0	0- 0		0- 0	

RPI 1-25				RPI 26-50				RPI 51-100				RPI 101+ Team's RPI: 316			
RPI	S	Opponent	Score	RPI	S	Opponent	Score	RPI	S	Opponent	Score	RPI	S	Opponent	Score
				35	A	Virginia Tech	45 96					124	A	Nebraska	64 87
												186	A	Furman	67 78
												258	A	Omaha	69 96
												298	A	South Carolina St.	66 71
												329	A	Western Caro.	64 68
												346	A	N.C. Central	82 63
-----															
LAST 12 Division I GAMES:															
				329	A	Western Caro.	64 68	35	A	Virginia Tech	45 96				
				298	A	South Carolina St.	66 71								
				346	A	N.C. Central	82 63								
				186	A	Furman	67 78								
				124	A	Nebraska	64 87								
				258	A	Omaha	69 96								

Non-Div I Games: Converse 69 51 UNKNOWN 101 53

USC Upstate

Loss, Non-Conf, S Site, H Home A Away N Neutral

Average RPI	Win:	252	WON-LOST	WINNING	LAST 10	STRENGTH OF	OPP. STRENGTH	TEAM	ADJ.	CONF.	ADJ CONF.
Average RPI	Loss:	84	RECORD	PCT. RANK	GAMES	SCHEDULE	OF SCHEDULE	RPI	RPI	RPI	RPI
DIV. I ONLY		5- 2		81	1- 0	319	112	185	185	19	19
DIV. I NON-CONF.		5- 2		81	1- 0	319	112	185	185	19	19
-----											
TOTALS	RPI 1-25		RPI 26-50		W-L RECORDS	RPI 51-100		RPI 101-150		RPI 150+	
5- 2	0- 0		0- 1		OVERALL	0- 0		0- 1		5- 0	
2- 1	0- 0		0- 1		HOME	0- 0		0- 0		2- 0	
3- 1	0- 0		0- 0		AWAY	0- 0		0- 1		3- 0	
0- 0	0- 0		0- 0		NEUTRAL	0- 0		0- 0		0- 0	
5- 2	0- 0		0- 1		NON-CONFERENCE	0- 0		0- 1		5- 0	
2- 1	0- 0		0- 1		HOME	0- 0		0- 0		2- 0	
3- 1	0- 0		0- 0		AWAY	0- 0		0- 1		3- 0	
0- 0	0- 0		0- 0		NEUTRAL	0- 0		0- 0		0- 0	
0- 0	0- 0		0- 0		CONFERENCE	0- 0		0- 0		0- 0	
0- 0	0- 0		0- 0		HOME	0- 0		0- 0		0- 0	
0- 0	0- 0		0- 0		AWAY	0- 0		0- 0		0- 0	
0- 0	0- 0		0- 0		NEUTRAL	0- 0		0- 0		0- 0	

RPI 1-25				RPI 26-50				RPI 51-100				RPI 101+ Team's RPI: 185			
RPI	S	Opponent	Score	RPI	S	Opponent	Score	RPI	S	Opponent	Score	RPI	S	Opponent	Score
				49	H	Arkansas	65 66					119	A	Fresno St.	61 70
												152	A	Oral Roberts	80 62
												240	A	San Francisco	80 73
												260	H	Grambling	78 54
												285	A	Incarnate Word	97 49
												324	H	Jackson St.	99 63
LAST 12 Division I GAMES:															
				49	H	Arkansas	65 66	152	A	Oral Roberts	80 62				
				324	H	Jackson St.	99 63	285	A	Incarnate Word	97 49				
								240	A	San Francisco	80 73				
								119	A	Fresno St.	61 70				
								260	H	Grambling	78 54				

Non-Div I Games:

UT Arlington

Average RPI	Win:	203	WON-LOST	WINNING	LAST 10	STRENGTH OF	OPP. STRENGTH	TEAM	ADJ.	CONF.	ADJ CONF.
Average RPI	Loss:	32	RECORD	PCT. RANK	GAMES	SCHEDULE	OF SCHEDULE	RPI	RPI	RPI	RPI
DIV. I ONLY		5- 3		113	1- 0	133	65	62	62	20	20
DIV. I NON-CONF.		5- 3		113	1- 0	133	65	62	62	20	20
<hr/>											
TOTALS	RPI 1-25		RPI 26-50		W-L RECORDS	RPI 51-100		RPI 101-150		RPI 150+	
5- 3	0- 1		0- 1		OVERALL	0- 1		1- 0		4- 0	
3- 0	0- 0		0- 0		HOME	0- 0		0- 0		3- 0	
2- 3	0- 1		0- 1		AWAY	0- 1		1- 0		1- 0	
0- 0	0- 0		0- 0		NEUTRAL	0- 0		0- 0		0- 0	
5- 3	0- 1		0- 1		NON-CONFERENCE	0- 1		1- 0		4- 0	
3- 0	0- 0		0- 0		HOME	0- 0		0- 0		3- 0	
2- 3	0- 1		0- 1		AWAY	0- 1		1- 0		1- 0	
0- 0	0- 0		0- 0		NEUTRAL	0- 0		0- 0		0- 0	
0- 0	0- 0		0- 0		CONFERENCE	0- 0		0- 0		0- 0	
0- 0	0- 0		0- 0		HOME	0- 0		0- 0		0- 0	
0- 0	0- 0		0- 0		AWAY	0- 0		0- 0		0- 0	
0- 0	0- 0		0- 0		NEUTRAL	0- 0		0- 0		0- 0	

RPI 1-25				RPI 26-50				RPI 51-100				Team's RPI: 62				RPI 101+			
RPI	S	Opponent	Score	RPI	S	Opponent	Score	RPI	S	Opponent	Score	RPI	S	Opponent	Score	RPI	S	Opponent	Score
5	A	Louisville	62 102	33	A	IUPUI	72 73	59	A	Northwestern	64 90	113	A	Chattanooga	81 79	156	H	Southern Ill.	95 94
												165	H	Arkansas St.	97 91	269	H	Samford	89 68
												314	A	Lipscomb	62 53				
LAST 12 Division I GAMES:																			
314	A	Lipscomb	62 53	165	H	Arkansas St.	97 91	33	A	IUPUI	72 73	113	A	Chattanooga	81 79	5	A	Louisville	62 102
5	A	Louisville	62 102	156	H	Southern Ill.	95 94	59	A	Northwestern	64 90	269	H	Samford	89 68				

Non-Div I Games: Christian Bros. 108 82

UT Martin

U  
T  
E  
P

UTEP				Through Games Of Dec. 14, 2018							
Average RPI Win:		312	WON-LOST RECORD	WINNING PCT. RANK	LAST 10 GAMES	STRENGTH OF SCHEDULE	OPP. STRENGTH OF SCHEDULE	TEAM RPI	ADJ. RPI	CONF. RPI	ADJ CONF. RPI
Average RPI Loss:		133									
DIV. I ONLY			2- 7	272	0- 1	206	283	312	312	18	18
DIV. I NON-CONF.			2- 7	272	0- 1	206	283	312	312	18	18
-----											
TOTALS		RPI 1-25		RPI 26-50	W-L RECORDS	RPI 51-100		RPI 101-150		RPI 150+	
2- 7		0- 0		0- 1	OVERALL	0- 2		0- 2		2- 2	
2- 5		0- 0		0- 0	HOME	0- 2		0- 2		2- 1	
0- 2		0- 0		0- 1	AWAY	0- 0		0- 0		0- 1	
0- 0		0- 0		0- 0	NEUTRAL	0- 0		0- 0		0- 0	
2- 7		0- 0		0- 1	NON-CONFERENCE	0- 2		0- 2		2- 2	
2- 5		0- 0		0- 0	HOME	0- 2		0- 2		2- 1	
0- 2		0- 0		0- 1	AWAY	0- 0		0- 0		0- 1	
0- 0		0- 0		0- 0	NEUTRAL	0- 0		0- 0		0- 0	
0- 0		0- 0		0- 0	CONFERENCE	0- 0		0- 0		0- 0	
0- 0		0- 0		0- 0	HOME	0- 0		0- 0		0- 0	
0- 0		0- 0		0- 0	AWAY	0- 0		0- 0		0- 0	
0- 0		0- 0		0- 0	NEUTRAL	0- 0		0- 0		0- 0	

U  
T  
E  
P

RPI 1-25				RPI 26-50				RPI 51-100				RPI 101+ Team's RPI: 312			
RPI	S	Opponent	Score	RPI	S	Opponent	Score	RPI	S	Opponent	Score	RPI	S	Opponent	Score
				36	A	New Mexico	51 69	83	H	New Mexico St.	65 69	120	H	Abilene Christian	69 70
								88	H	Portland St.	61 89	149	H	Nicholls St.	56 58
												165	H	Arkansas St.	66 67
												274	H	CSU Bakersfield	53 47
												287	A	Weber St.	63 68
												350	H	Alcorn	77 51
-----															
LAST 12 Division I GAMES:															
				165	H	Arkansas St.	66 67	88	H	Portland St.	61 89				
				287	A	Weber St.	63 68	36	A	New Mexico	51 69				
				120	H	Abilene Christian	69 70	350	H	Alcorn	77 51				
				149	H	Nicholls St.	56 58								
				83	H	New Mexico St.	65 69								
				274	H	CSU Bakersfield	53 47								

Non-Div I Games:

UTEP

Average RPI Win: **296**  
 Average RPI Loss: **246**

WON-LOST  
RECORD

WINNING  
PCT. RANK

LAST 10  
GAMES

STRENGTH OF  
SCHEDULE

OPP. STRENGTH  
OF SCHEDULE

TEAM  
RPI

ADJ.  
RPI

CONF.  
RPI

ADJ CONF.  
RPI

DIV. I ONLY  
DIV. I NON-CONF.

4- 4  
4- 4

163  
163

0- 1  
0- 1

346  
346

279  
279

327  
327

327  
327

30  
30

30  
30

TOTALS

RPI 1-25

RPI 26-50

W-L RECORDS

RPI 51-100

RPI 101-150

RPI 150+

4- 4  
2- 2  
2- 2  
0- 0

0- 0  
0- 0  
0- 0  
0- 0

0- 0  
0- 0  
0- 0  
0- 0

OVERALL  
HOME  
AWAY  
NEUTRAL

0- 0  
0- 0  
0- 0  
0- 0

0- 0  
0- 0  
0- 0  
0- 0

4- 4  
2- 2  
2- 2  
0- 0

4- 4  
2- 2  
2- 2  
0- 0

0- 0  
0- 0  
0- 0  
0- 0

0- 0  
0- 0  
0- 0  
0- 0

NON-CONFERENCE  
HOME  
AWAY  
NEUTRAL

0- 0  
0- 0  
0- 0  
0- 0

0- 0  
0- 0  
0- 0  
0- 0

4- 4  
2- 2  
2- 2  
0- 0

0- 0  
0- 0  
0- 0  
0- 0

0- 0  
0- 0  
0- 0  
0- 0

0- 0  
0- 0  
0- 0  
0- 0

CONFERENCE  
HOME  
AWAY  
NEUTRAL

0- 0  
0- 0  
0- 0  
0- 0

0- 0  
0- 0  
0- 0  
0- 0

0- 0  
0- 0  
0- 0  
0- 0

RPI 1-25

RPI S Opponent Score

RPI 26-50

RPI S Opponent Score



RPI 51-100



RPI S Opponent Score


RPI 101+



Team's RPI: 327


RPI S Opponent Score



179  Massachusetts 70  74


198  Texas Southern 55  69

200  Prairie View 57 50

293  UTSA 58  61

315  A&M-Corpus Christi 70 57

315  A&M-Corpus Christi 49  59



331  Canisius 57 53



337  Louisiana 75 60


LAST 12 Division I GAMES:


331  Canisius 57 53

293  UTSA 58  61



315  A&M-Corpus Christi 49  59

198  Texas Southern 55  69

315  A&M-Corpus Christi 70 57

337  Louisiana 75 60

200  Prairie View 57 50

179  Massachusetts 70  74

Non-Div I Games:





Texas Lutheran

82 38

UNKNOWN

74 43

UTRGV

 Loss,  Non-Conf, S Site,  Home  Away N Neutral



Average RPI Win: 307		WON-LOST	WINNING	LAST 10	STRENGTH OF		OPP. STRENGTH	TEAM	ADJ.	CONF.	ADJ CONF.
Average RPI Loss: 124		RECORD	PCT. RANK	GAMES	SCHEDULE		OF SCHEDULE	RPI	RPI	RPI	RPI
DIV. I ONLY		2- 6	263	0- 1	174		211	293	293	18	18
DIV. I NON-CONF.		2- 6	263	0- 1	174		211	293	293	18	18
-----											
TOTALS		RPI 1-25		RPI 26-50	W-L RECORDS		RPI 51-100	RPI 101-150		RPI 150+	
2- 6	0- 0			0- 2	OVERALL		0- 1	0- 1		2- 2	
2- 3	0- 0			0- 1	HOME		0- 1	0- 0		2- 1	
0- 2	0- 0			0- 1	AWAY		0- 0	0- 1		0- 0	
0- 1	0- 0			0- 0	NEUTRAL		0- 0	0- 0		0- 1	
2- 6	0- 0			0- 2	NON-CONFERENCE		0- 1	0- 1		2- 2	
2- 3	0- 0			0- 1	HOME		0- 1	0- 0		2- 1	
0- 2	0- 0			0- 1	AWAY		0- 0	0- 1		0- 0	
0- 1	0- 0			0- 0	NEUTRAL		0- 0	0- 0		0- 1	
0- 0	0- 0			0- 0	CONFERENCE		0- 0	0- 0		0- 0	
0- 0	0- 0			0- 0	HOME		0- 0	0- 0		0- 0	
0- 0	0- 0			0- 0	AWAY		0- 0	0- 0		0- 0	
0- 0	0- 0			0- 0	NEUTRAL		0- 0	0- 0		0- 0	

RPI 1-25				RPI 26-50				RPI 51-100				RPI 101+ Team's RPI: 293			
RPI	S	Opponent	Score	RPI	S	Opponent	Score	RPI	S	Opponent	Score	RPI	S	Opponent	Score
				33	H	IUPUI	50 58	89	H	Utah St.	56 62	116	A	Seton Hal I	53 84
				48	A	Texas	54 98					183	H	Texas St.	60 68
												273	N	UMBC	58 72
												287	H	Weber St.	66 59
												327	H	UTRGV	61 58
LAST 12 Division I GAMES:															
				89	H	Utah St.	56 62	33	H	IUPUI	50 58				
				48	A	Texas	54 98	183	H	Texas St.	60 68				
				287	H	Weber St.	66 59	327	H	UTRGV	61 58				
								116	A	Seton Hal I	53 84				
								273	N	UMBC	58 72				

Non-Div I Games: Concordia (TX) 78 51

UTSA

Average RPI	Win:	189	WON-LOST	WINNING	LAST 10	STRENGTH OF	OPP. STRENGTH	TEAM	ADJ.	CONF.	ADJ CONF.
Average RPI	Loss:	0	RECORD	PCT. RANK	GAMES	SCHEDULE	OF SCHEDULE	RPI	RPI	RPI	RPI
DIV. I ONLY		8- 0		1	1- 0	343	11	98	98	2	2
DIV. I NON-CONF.		8- 0		1	1- 0	343	11	98	98	2	2
-----											
TOTALS	RPI 1-25		RPI 26-50		W-L RECORDS	RPI 51-100		RPI 101-150		RPI 150+	
8- 0	0- 0		0- 0		OVERALL	3- 0		0- 0		5- 0	
6- 0	0- 0		0- 0		HOME	3- 0		0- 0		3- 0	
2- 0	0- 0		0- 0		AWAY	0- 0		0- 0		2- 0	
0- 0	0- 0		0- 0		NEUTRAL	0- 0		0- 0		0- 0	
8- 0	0- 0		0- 0		NON-CONFERENCE	3- 0		0- 0		5- 0	
6- 0	0- 0		0- 0		HOME	3- 0		0- 0		3- 0	
2- 0	0- 0		0- 0		AWAY	0- 0		0- 0		2- 0	
0- 0	0- 0		0- 0		NEUTRAL	0- 0		0- 0		0- 0	
0- 0	0- 0		0- 0		CONFERENCE	0- 0		0- 0		0- 0	
0- 0	0- 0		0- 0		HOME	0- 0		0- 0		0- 0	
0- 0	0- 0		0- 0		AWAY	0- 0		0- 0		0- 0	
0- 0	0- 0		0- 0		NEUTRAL	0- 0		0- 0		0- 0	

RPI 1-25				RPI 26-50				RPI 51-100				Team's RPI: 98				RPI 101+			
RPI	S	Opponent	Score	RPI	S	Opponent	Score	RPI	S	Opponent	Score	RPI	S	Opponent	Score	RPI	S	Opponent	Score
								68	H	Idaho St.	74 60			217	A	Nevada	74 52		
								82	H	Alabama	72 62			250	A	Eastern Wash.	95 51		
								92	H	BYU	78 67			254	H	Seattle U	89 62		
														270	H	Long Beach St.	82 59		
														275	H	Utah Valley	85 47		
LAST 12 Division I GAMES:																			
275	H	Utah Valley	85 47	92	H	BYU	78 67												
254	H	Seattle U	89 62	217	A	Nevada	74 52												
250	A	Eastern Wash.	95 51																
68	H	Idaho St.	74 60																
270	H	Long Beach St.	82 59																
82	H	Alabama	72 62																

Non-Div I Games:

Utah

Average RPI	Win:	252	WON-LOST	WINNING	LAST 10	STRENGTH OF	OPP. STRENGTH	TEAM	ADJ.	CONF.	ADJ CONF.
Average RPI	Loss:	53	RECORD	PCT. RANK	GAMES	SCHEDULE	OF SCHEDULE	RPI	RPI	RPI	RPI
DIV. I ONLY		3- 5		218	1- 0	25	189	89	89	9	9
DIV. I NON-CONF.		3- 5		218	1- 0	25	189	89	89	9	9
-----											
TOTALS	RPI 1-25		RPI 26-50		W-L RECORDS	RPI 51-100		RPI 101-150		RPI 150+	
3- 5	0- 2		0- 0		OVERALL	0- 3		0- 0		3- 0	
0- 2	0- 1		0- 0		HOME	0- 1		0- 0		0- 0	
3- 1	0- 0		0- 0		AWAY	0- 1		0- 0		3- 0	
0- 2	0- 1		0- 0		NEUTRAL	0- 1		0- 0		0- 0	
3- 5	0- 2		0- 0		NON-CONFERENCE	0- 3		0- 0		3- 0	
0- 2	0- 1		0- 0		HOME	0- 1		0- 0		0- 0	
3- 1	0- 0		0- 0		AWAY	0- 1		0- 0		3- 0	
0- 2	0- 1		0- 0		NEUTRAL	0- 1		0- 0		0- 0	
0- 0	0- 0		0- 0		CONFERENCE	0- 0		0- 0		0- 0	
0- 0	0- 0		0- 0		HOME	0- 0		0- 0		0- 0	
0- 0	0- 0		0- 0		AWAY	0- 0		0- 0		0- 0	
0- 0	0- 0		0- 0		NEUTRAL	0- 0		0- 0		0- 0	

RPI 1-25				RPI 26-50				RPI 51-100 Team's RPI: 89				RPI 101+			
RPI	S	Opponent	Score	RPI	S	Opponent	Score	RPI	S	Opponent	Score	RPI	S	Opponent	Score
6	H	Oregon	58 88					61	A	Portland	54 61	181	A	Washington St.	72 61
22	N	Col orado	68 78					86	N	Southern Cal i forni a	46 55	283	A	North Texas	57 41
								92	H	BYU	57 62	293	A	UTSA	62 56
-----															
LAST 12 Division I GAMES:															
92	H	BYU	57 62	283	A	North Texas	57 41	61	A	UTSA	62 56	61	A	Portl and	54 61
6	H	Oregon	58 88	293	A	UTSA	62 56	22	N	Col orado	68 78	22	N	Col orado	68 78
181	A	Washington St.	72 61	86	N	Southern Cal i forni a	46 55	86	N	Southern Cal i forni a	46 55				

Non-Div I Games: Northern N.M. 106 35

Utah St.

Average RPI Win: 297

Average RPI Loss: 109

WON-LOST  
RECORDWINNING  
PCT. RANKLAST 10  
GAMESSTRENGTH OF  
SCHEDULEOPP. STRENGTH  
OF SCHEDULETEAM  
RPIADJ.  
RPICONF.  
RPIADJ CONF.  
RPIDIV. I ONLY  
DIV. I NON-CONF.1- 5  
1- 5294  
2940- 1  
0- 1114  
114172  
172275  
275275  
27530  
3030  
30

TOTALS

RPI 1-25

RPI 26-50

W-L RECORDS

RPI 51-100

RPI 101-150

RPI 150+

1- 5  
1- 2  
0- 3  
0- 00- 0  
0- 0  
0- 0  
0- 00- 0  
0- 0  
0- 0  
0- 0OVERALL  
HOME  
AWAY  
NEUTRAL0- 4  
0- 2  
0- 2  
0- 00- 0  
0- 0  
0- 0  
0- 01- 1  
1- 0  
0- 1  
0- 01- 5  
1- 2  
0- 3  
0- 00- 0  
0- 0  
0- 0  
0- 00- 0  
0- 0  
0- 0  
0- 0NON-CONFERENCE  
HOME  
AWAY  
NEUTRAL0- 4  
0- 2  
0- 2  
0- 00- 0  
0- 0  
0- 0  
0- 01- 1  
1- 0  
0- 1  
0- 00- 0  
0- 0  
0- 0  
0- 00- 0  
0- 0  
0- 0  
0- 00- 0  
0- 0  
0- 0  
0- 0CONFERENCE  
HOME  
AWAY  
NEUTRAL0- 0  
0- 0  
0- 0  
0- 00- 0  
0- 0  
0- 0  
0- 00- 0  
0- 0  
0- 0  
0- 0

RPI 1-25

RPI S Opponent Score

RPI 26-50

RPI S Opponent Score

RPI 51-100

RPI S Opponent Score

RPI 101+

RPI S Opponent Score

Team's RPI: 275

61	H	Portland	60	65
68	A	Idaho St.	68	80
92	H	BYU	51	77
98	A	Utah	47	85

224	A	Southern Utah	59	60
297	H	UC Santa Barbara	63	54

LAST 12 Division I GAMES:

68	A	Idaho St.	68	80	92	H	BYU	51	77
224	A	Southern Utah	59	60	61	H	Portland	60	65
98	A	Utah	47	85	297	H	UC Santa Barbara	63	54

Non-Div I Games:

Ottawa (AZ)

90 61

La Verne

86 79

Arizona Christian 76 68

Utah Valley

■ Loss, 
 ■ Non-Conf, 
 S Site, 
 ■ Home 
 ■ Away 
 N Neutral

Average RPI Win:	209	WON-LOST	WINNING	LAST 10	STRENGTH OF	OPP. STRENGTH	TEAM	ADJ.	CONF.	ADJ CONF.
Average RPI Loss:	90	RECORD	PCT. RANK	GAMES	SCHEDULE	OF SCHEDULE	RPI	RPI	RPI	RPI
DIV. I ONLY	6- 3	97	0- 1	139	182	80	80	16	16	
DIV. I NON-CONF.	6- 3	97	0- 1	139	182	80	80	16	16	
-----										
TOTALS	RPI 1-25	RPI 26-50	W-L RECORDS	RPI 51-100	RPI 101-150	RPI 150+				
6- 3	0- 0	0- 1	OVERALL	1- 1	0- 0	5- 1				
3- 0	0- 0	0- 0	HOME	1- 0	0- 0	2- 0				
2- 2	0- 0	0- 0	AWAY	0- 1	0- 0	2- 1				
1- 1	0- 0	0- 1	NEUTRAL	0- 0	0- 0	1- 0				
6- 3	0- 0	0- 1	NON-CONFERENCE	1- 1	0- 0	5- 1				
3- 0	0- 0	0- 0	HOME	1- 0	0- 0	2- 0				
2- 2	0- 0	0- 0	AWAY	0- 1	0- 0	2- 1				
1- 1	0- 0	0- 1	NEUTRAL	0- 0	0- 0	1- 0				
0- 0	0- 0	0- 0	CONFERENCE	0- 0	0- 0	0- 0				
0- 0	0- 0	0- 0	HOME	0- 0	0- 0	0- 0				
0- 0	0- 0	0- 0	AWAY	0- 0	0- 0	0- 0				
0- 0	0- 0	0- 0	NEUTRAL	0- 0	0- 0	0- 0				

RPI 1-25				RPI 26-50				RPI 51-100				Team's RPI : 80				RPI 101+			
RPI	S	Opponent	Score	RPI	S	Opponent	Score	RPI	S	Opponent	Score	RPI	S	Opponent	Score	RPI	S	Opponent	Score
33	N	IUPUI	61 63					52	A	North Carolina	47 59	167	A	Georgetown	47 45				
								90	H	Wake Forest	53 40	174	A	William & Mary	72 55				
												184	A	Cincinnati	54 66				
												187	H	UNCW	58 47				
												287	N	Weber St.	64 36				
												351	H	Longwood	84 55				
LAST 12 Division I GAMES:																			
33	N	IUPUI	61 63	184	A	Cincinnati	54 66												
287	N	Weber St.	64 36	167	A	Georgetown	47 45												
90	H	Wake Forest	53 40	187	H	UNCW	58 47												
52	A	North Carolina	47 59																
351	H	Longwood	84 55																
174	A	William & Mary	72 55																

Non-Div I Games:

VCU

Average RPI Win: 260

Average RPI Loss: 152

WON-LOST  
RECORDWINNING  
PCT. RANKLAST 10  
GAMESSTRENGTH OF  
SCHEDULEOPP. STRENGTH  
OF SCHEDULETEAM  
RPIADJ.  
RPICONF.  
RPIADJ CONF.  
RPIDIV. I ONLY  
DIV. I NON-CONF.3- 6  
3- 6237  
2370- 1  
0- 1222  
222246  
246261  
261261  
26114  
1414  
14

TOTALS

RPI 1-25

RPI 26-50

W-L RECORDS

RPI 51-100

RPI 101-150

RPI 150+

3- 6

0- 0

0- 0

OVERALL

0- 1

0- 2

3- 3

1- 3

0- 0

0- 0

HOME

0- 1

0- 1

1- 1

1- 3

0- 0

0- 0

AWAY

0- 0

0- 1

1- 2

1- 0

0- 0

0- 0

NEUTRAL

0- 0

0- 0

1- 0

3- 6

0- 0

0- 0

NON-CONFERENCE

0- 1

0- 2

3- 3

1- 3

0- 0

0- 0

HOME

0- 1

0- 1

1- 1

1- 3

0- 0

0- 0

AWAY

0- 0

0- 1

1- 2

1- 0

0- 0

0- 0

NEUTRAL

0- 0

0- 0

1- 0

0- 0

0- 0

0- 0

CONFERENCE

0- 0

0- 0

0- 0

0- 0

0- 0

0- 0

HOME

0- 0

0- 0

0- 0

0- 0

0- 0

0- 0

AWAY

0- 0

0- 0

0- 0

0- 0

0- 0

0- 0

NEUTRAL

0- 0

0- 0

0- 0

RPI 1-25

RPI S Opponent Score

RPI 26-50

RPI S Opponent Score

RPI 51-100

RPI S Opponent Score

RPI 101+

Team's RPI: 261

RPI S Opponent Score

110 H Mi ami (OH) 47 68

137 A Illi noi s 54 73

175 H North Dakota 56 62

192 A Morehead St. 62 68

222 A UIC 65 75

228 N St. Francis Brookl yn 78 76

231 H Eastern Ill. 62 60

321 A Chi cago St. 76 70

LAST 12 Division I GAMES:

137 A Illi noi s 54 73 110 H Mi ami (OH) 47 68

175 H North Dakota 56 62 231 H Eastern Ill. 62 60

222 A UIC 65 75 321 A Chi cago St. 76 70

77 H To l e d o 59 65

228 N St. Francis Brookl yn 78 76

192 A Morehead St. 62 68

Non-Div I Games:

Val parai so

Average RPI	Win: 314	WON-LOST	WINNING	LAST 10	STRENGTH OF	OPP. STRENGTH	TEAM	ADJ.	CONF.	ADJ CONF.
Average RPI	Loss: 54	RECORD	PCT. RANK	GAMES	SCHEDULE	OF SCHEDULE	RPI	RPI	RPI	RPI
DIV. I ONLY	4- 5	193	1- 0	89	185	155	155	5	5	
DIV. I NON-CONF.	4- 5	193	1- 0	89	185	155	155	5	5	
-----										
TOTALS	RPI 1-25	RPI 26-50	W-L RECORDS	RPI 51-100	RPI 101-150	RPI 150+				
4- 5	0- 2	0- 0	OVERALL	0- 2	0- 1	4- 0				
3- 1	0- 0	0- 0	HOME	0- 0	0- 1	3- 0				
1- 3	0- 1	0- 0	AWAY	0- 2	0- 0	1- 0				
0- 1	0- 1	0- 0	NEUTRAL	0- 0	0- 0	0- 0				
4- 5	0- 2	0- 0	NON-CONFERENCE	0- 2	0- 1	4- 0				
3- 1	0- 0	0- 0	HOME	0- 0	0- 1	3- 0				
1- 3	0- 1	0- 0	AWAY	0- 2	0- 0	1- 0				
0- 1	0- 1	0- 0	NEUTRAL	0- 0	0- 0	0- 0				
0- 0	0- 0	0- 0	CONFERENCE	0- 0	0- 0	0- 0				
0- 0	0- 0	0- 0	HOME	0- 0	0- 0	0- 0				
0- 0	0- 0	0- 0	AWAY	0- 0	0- 0	0- 0				
0- 0	0- 0	0- 0	NEUTRAL	0- 0	0- 0	0- 0				

RPI 1-25				RPI 26-50				RPI 51-100				RPI 101+ Team's RPI: 155			
RPI	S	Opponent	Score	RPI	S	Opponent	Score	RPI	S	Opponent	Score	RPI	S	Opponent	Score
2	N	UConn	42 80					63	A	Mi ddle Tenn.	58 65	106	H	North Ala.	71 74
4	A	NC State	54 74					95	A	Kansas St.	61 72	291	H	Tennessee St.	89 63
												295	A	Ball St.	60 43
												323	H	Presbyter ian	78 43
												345	H	Austin Peay	99 70
-----															
LAST 12 Divisi on I GAMES:															
295	A	Ball St.	60 43	291	H	Tennessee St.	89 63	2	N	UConn	42 80				
95	A	Kansas St.	61 72	4	A	NC State	54 74	4	A	NC State	54 74				
323	H	Presbyter ian	78 43	345	H	Austin Peay	99 70	345	H	Austin Peay	99 70				
				63	A	Mi ddle Tenn.	58 65	63	A	Mi ddle Tenn.	58 65				
				106	H	North Ala.	71 74	106	H	North Ala.	71 74				

Non-Di v I Games:

Vanderbi l t

vermont

V  
e  
r  
m  
o  
n  
t

Vermont



Average RPI Win:	199	WON-LOST	WINNING	LAST 10	STRENGTH OF	OPP. STRENGTH	TEAM	ADJ.	CONF.	ADJ CONF.
Average RPI Loss:	30	RECORD	PCT. RANK	GAMES	SCHEDULE	OF SCHEDULE	RPI	RPI	RPI	RPI
DIV. I ONLY	8- 2	45	1- 0	117	131	37	37	4	4	
DIV. I NON-CONF.	8- 2	45	1- 0	117	131	37	37	4	4	
-----										
TOTALS	RPI 1-25	RPI 26-50	W-L RECORDS	RPI 51-100	RPI 101-150	RPI 150+				
8- 2	0- 1	0- 1	OVERALL	0- 0	3- 0	5- 0				
5- 0	0- 0	0- 0	HOME	0- 0	2- 0	3- 0				
3- 1	0- 1	0- 0	AWAY	0- 0	1- 0	2- 0				
0- 1	0- 0	0- 1	NEUTRAL	0- 0	0- 0	0- 0				
8- 2	0- 1	0- 1	NON-CONFERENCE	0- 0	3- 0	5- 0				
5- 0	0- 0	0- 0	HOME	0- 0	2- 0	3- 0				
3- 1	0- 1	0- 0	AWAY	0- 0	1- 0	2- 0				
0- 1	0- 0	0- 1	NEUTRAL	0- 0	0- 0	0- 0				
0- 0	0- 0	0- 0	CONFERENCE	0- 0	0- 0	0- 0				
0- 0	0- 0	0- 0	HOME	0- 0	0- 0	0- 0				
0- 0	0- 0	0- 0	AWAY	0- 0	0- 0	0- 0				
0- 0	0- 0	0- 0	NEUTRAL	0- 0	0- 0	0- 0				

RPI S Opponent Score	RPI S Opponent Score	Team's RPI: 37	RPI S Opponent Score	RPI S Opponent Score	RPI S Opponent Score
24 A UCF 56 71	35 N Virginia Tech 59 61				
LAST 12 Division I GAMES:					
157 H Princeton 67 46	24 A UCF 56 71	143 H Georgia 62 56	215 H Temple 76 68	218 A George Washington 60 45	303 A Saint Joseph's 47 35
35 N Virginia Tech 59 61	289 H La Salle 81 68				
150 A Lehigh 70 48	118 H Hartford 59 41				

Non-Div I Games:

Villanova

Average RPI Win:	180	WON-LOST	WINNING	LAST 10	STRENGTH OF	OPP. STRENGTH	TEAM	ADJ.	CONF.	ADJ CONF.
Average RPI Loss:	67	RECORD	PCT. RANK	GAMES	SCHEDULE	OF SCHEDULE	RPI	RPI	RPI	RPI
DIV. I ONLY	4- 6	209	0- 1	51	98	154	154	1	1	
DIV. I NON-CONF.	4- 6	209	0- 1	51	98	154	154	1	1	
-----										
TOTALS	RPI 1-25	RPI 26-50	W-L RECORDS	RPI 51-100	RPI 101-150	RPI 150+				
4- 6	0- 2	1- 1	OVERALL	0- 2	1- 0	2- 1				
3- 4	0- 1	0- 0	HOME	0- 2	1- 0	2- 1				
1- 2	0- 1	1- 1	AWAY	0- 0	0- 0	0- 0				
0- 0	0- 0	0- 0	NEUTRAL	0- 0	0- 0	0- 0				
4- 6	0- 2	1- 1	NON-CONFERENCE	0- 2	1- 0	2- 1				
3- 4	0- 1	0- 0	HOME	0- 2	1- 0	2- 1				
1- 2	0- 1	1- 1	AWAY	0- 0	0- 0	0- 0				
0- 0	0- 0	0- 0	NEUTRAL	0- 0	0- 0	0- 0				
0- 0	0- 0	0- 0	CONFERENCE	0- 0	0- 0	0- 0				
0- 0	0- 0	0- 0	HOME	0- 0	0- 0	0- 0				
0- 0	0- 0	0- 0	AWAY	0- 0	0- 0	0- 0				
0- 0	0- 0	0- 0	NEUTRAL	0- 0	0- 0	0- 0				

RPI 1-25				RPI 26-50				RPI 51-100				RPI 101+ Team's RPI: 154			
RPI	S	Opponent	Score	RPI	S	Opponent	Score	RPI	S	Opponent	Score	RPI	S	Opponent	Score
17	A	Kentucky	51 63	28	A	Michigan St.	66 91	57	H	Central Mich.	61 74	139	H	American	57 54
19	H	Mississippi St.	44 72	31	A	Old Dominion	73 67	87	H	Radford	44 57	196	H	Saint Louis	65 67
												233	H	Coppin St.	55 41
												318	H	N.C. A&T	67 57
-----															
LAST 12 Division I GAMES:															
318	H	N.C. A&T	67 57	87	H	Radford	44 57	139	H	American	57 54	233	H	Coppin St.	55 41
31	A	Old Dominion	73 67	196	H	Saint Louis	65 67	28	A	Michigan St.	66 91	57	H	Central Mich.	61 74
17	A	Kentucky	51 63	57	H	Central Mich.	61 74								
19	H	Mississippi St.	44 72												

Non-Div I Games:

Virginia

Average RPI Win: 185

Average RPI Loss: 0

WON-LOST  
RECORDWINNING  
PCT. RANKLAST 10  
GAMESSTRENGTH OF  
SCHEDULEOPP. STRENGTH  
OF SCHEDULETEAM  
RPIADJ.  
RPICONF.  
RPIADJ CONF.  
RPIDIV. I ONLY  
DIV. I NON-CONF.9- 0  
9- 01  
11- 0  
1- 0233  
233127  
12735  
3535  
351  
11  
1

TOTALS

RPI 1-25

RPI 26-50

W-L RECORDS

RPI 51-100

RPI 101-150

RPI 150+

9- 0  
6- 0  
1- 0  
2- 00- 0  
0- 0  
0- 0  
0- 01- 0  
0- 0  
0- 0  
1- 0OVERALL  
HOME  
AWAY  
NEUTRAL2- 0  
2- 0  
0- 0  
0- 01- 0  
1- 0  
0- 0  
0- 05- 0  
3- 0  
1- 0  
1- 09- 0  
6- 0  
1- 0  
2- 00- 0  
0- 0  
0- 0  
0- 01- 0  
0- 0  
0- 0  
1- 0NON-CONFERENCE  
HOME  
AWAY  
NEUTRAL2- 0  
2- 0  
0- 0  
0- 01- 0  
1- 0  
0- 0  
0- 05- 0  
3- 0  
1- 0  
1- 00- 0  
0- 0  
0- 0  
0- 00- 0  
0- 0  
0- 0  
0- 00- 0  
0- 0  
0- 0  
0- 0CONFERENCE  
HOME  
AWAY  
NEUTRAL0- 0  
0- 0  
0- 0  
0- 00- 0  
0- 0  
0- 0  
0- 00- 0  
0- 0  
0- 0  
0- 0

RPI 1-25

RPI 26-50

Team's RPI: 35

RPI 51-100

RPI 101+

RPI S Opponent Score

RPI S Opponent Score

37 N Villanova 61 59

RPI S Opponent Score

87 H Radford 55 44

96 H Rutgers 67 51

RPI S Opponent Score

113 H Chattanooga 74 59

213 H Monmouth 82 49

243 H Ga. Southern 78 49

281 A Liberty 72 61

282 N Richmond 85 57

316 H USC Upstate 96 45

LAST 12 Division I GAMES:

87 H Radford 55 44

96 H Rutgers 67 51

316 H USC Upstate 96 45

282 N Richmond 85 57

37 N Villanova 61 59

113 H Chattanooga 74 59

213 H Monmouth 82 49

281 A Liberty 72 61

243 H Ga. Southern 78 49

Non-Div I Games:

Virginia Tech

W  
a  
g  
n  
e  
rW  
a  
g  
n  
e  
r

Wagner

Average RPI Win:	180	WON-LOST	WINNING	LAST 10	STRENGTH OF	OPP. STRENGTH	TEAM	ADJ.	CONF.	ADJ CONF.
Average RPI Loss:	82	RECORD	PCT. RANK	GAMES	SCHEDULE	OF SCHEDULE	RPI	RPI	RPI	RPI
DIV. I ONLY	6- 4	128	1- 0	46	166	90	90	1	1	
DIV. I NON-CONF.	6- 4	128	1- 0	46	166	90	90	1	1	
-----										
TOTALS	RPI 1-25	RPI 26-50	W-L RECORDS	RPI 51-100	RPI 101-150	RPI 150+				
6- 4	0- 1	0- 0	OVERALL	2- 2	1- 0	3- 1				
5- 2	0- 1	0- 0	HOME	1- 1	1- 0	3- 0				
1- 2	0- 0	0- 0	AWAY	1- 1	0- 0	0- 1				
0- 0	0- 0	0- 0	NEUTRAL	0- 0	0- 0	0- 0				
6- 4	0- 1	0- 0	NON-CONFERENCE	2- 2	1- 0	3- 1				
5- 2	0- 1	0- 0	HOME	1- 1	1- 0	3- 0				
1- 2	0- 0	0- 0	AWAY	1- 1	0- 0	0- 1				
0- 0	0- 0	0- 0	NEUTRAL	0- 0	0- 0	0- 0				
0- 0	0- 0	0- 0	CONFERENCE	0- 0	0- 0	0- 0				
0- 0	0- 0	0- 0	HOME	0- 0	0- 0	0- 0				
0- 0	0- 0	0- 0	AWAY	0- 0	0- 0	0- 0				
0- 0	0- 0	0- 0	NEUTRAL	0- 0	0- 0	0- 0				

RPI 1-25				RPI 26-50				RPI 51-100				Team's RPI : 90				RPI 101+			
RPI	S	Opponent	Score	RPI	S	Opponent	Score	RPI	S	Opponent	Score	RPI	S	Opponent	Score	RPI	S	Opponent	Score
15	H	Indiana	73 87					56	H	Xavier	50 62	140	H	Mercer	69 54				
								64	H	St. John's (NY)	64 59	178	A	East Carolina	61 70				
								69	A	Charlotte	69 43	190	H	Towson	60 53				
								80	A	VCU	40 53	282	H	Richmond	62 48				
												333	H	UMES	78 67				
LAST 12 Division I GAMES:																			
64	H	St. John's (NY)	64 59	333	H	UMES	78 67												
15	H	Indiana	73 87	69	A	Charlotte	69 43												
178	A	East Carolina	61 70	140	H	Mercer	69 54												
56	H	Xavier	50 62	190	H	Towson	60 53												
80	A	VCU	40 53																
282	H	Richmond	62 48																

Non-Div I Games:

Wake Forest

Average RPI	Win:	149	WON-LOST	WINNING	LAST 10	STRENGTH OF	OPP. STRENGTH	TEAM	ADJ.	CONF.	ADJ CONF.
Average RPI	Loss:	77	RECORD	PCT. RANK	GAMES	SCHEDULE	OF SCHEDULE	RPI	RPI	RPI	RPI
DIV. I ONLY		6- 3		97	0- 1	76	81	58	58	2	2
DIV. I NON-CONF.		6- 3		97	0- 1	76	81	58	58	2	2
-----											
TOTALS	RPI 1-25		RPI 26-50		W-L RECORDS	RPI 51-100		RPI 101-150		RPI 150+	
6- 3	0- 0		1- 2		OVERALL	1- 0		1- 0		3- 1	
4- 0	0- 0		0- 0		HOME	1- 0		1- 0		2- 0	
1- 1	0- 0		0- 1		AWAY	0- 0		0- 0		1- 0	
1- 2	0- 0		1- 1		NEUTRAL	0- 0		0- 0		0- 1	
6- 3	0- 0		1- 2		NON-CONFERENCE	1- 0		1- 0		3- 1	
4- 0	0- 0		0- 0		HOME	1- 0		1- 0		2- 0	
1- 1	0- 0		0- 1		AWAY	0- 0		0- 0		1- 0	
1- 2	0- 0		1- 1		NEUTRAL	0- 0		0- 0		0- 1	
0- 0	0- 0		0- 0		CONFERENCE	0- 0		0- 0		0- 0	
0- 0	0- 0		0- 0		HOME	0- 0		0- 0		0- 0	
0- 0	0- 0		0- 0		AWAY	0- 0		0- 0		0- 0	
0- 0	0- 0		0- 0		NEUTRAL	0- 0		0- 0		0- 0	

RPI	S	Opponent	Score	RPI	S	Opponent	Score	RPI	S	Opponent	Score	RPI	S	Opponent	Score
29	A	Tulane	51 63	42	N	Michigan	73 80	91	H	Ohio St.	69 59	136	H	Northern Ariz.	81 59
43	N	Duke	71 64									161	N	Fordham	57 65
												166	H	George Mason	81 52
												201	H	Cal St. Fullerton	83 74
												254	A	Seattle U	69 58
-----															
LAST 12 Division I GAMES:															
254	A	Seattle U	69 58	42	N	Michigan	73 80								
43	N	Duke	71 64	161	N	Fordham	57 65								
29	A	Tulane	51 63	91	H	Ohio St.	69 59								
136	H	Northern Ariz.	81 59	166	H	George Mason	81 52								
201	H	Cal St. Fullerton	83 74												

Non-Div I Games:

Washington

Average RPI Win:	176	WON-LOST	WINNING	LAST 10	STRENGTH OF	OPP. STRENGTH	TEAM	ADJ.	CONF.	ADJ CONF.
Average RPI Loss:	79	RECORD	PCT. RANK	GAMES	SCHEDULE	OF SCHEDULE	RPI	RPI	RPI	RPI
DIV. I ONLY	4- 5	193	1- 0	100	90	181	181	2	2	
DIV. I NON-CONF.	4- 5	193	1- 0	100	90	181	181	2	2	
-----										
TOTALS	RPI 1-25	RPI 26-50	W-L RECORDS	RPI 51-100	RPI 101-150	RPI 150+				
4- 5	0- 1	0- 1	OVERALL	0- 1	2- 2	2- 0				
3- 3	0- 0	0- 1	HOME	0- 1	2- 1	1- 0				
0- 2	0- 1	0- 0	AWAY	0- 0	0- 1	0- 0				
1- 0	0- 0	0- 0	NEUTRAL	0- 0	0- 0	1- 0				
4- 5	0- 1	0- 1	NON-CONFERENCE	0- 1	2- 2	2- 0				
3- 3	0- 0	0- 1	HOME	0- 1	2- 1	1- 0				
0- 2	0- 1	0- 0	AWAY	0- 0	0- 1	0- 0				
1- 0	0- 0	0- 0	NEUTRAL	0- 0	0- 0	1- 0				
0- 0	0- 0	0- 0	CONFERENCE	0- 0	0- 0	0- 0				
0- 0	0- 0	0- 0	HOME	0- 0	0- 0	0- 0				
0- 0	0- 0	0- 0	AWAY	0- 0	0- 0	0- 0				
0- 0	0- 0	0- 0	NEUTRAL	0- 0	0- 0	0- 0				

RPI 1-25				RPI 26-50				RPI 51-100				RPI 101+ Team's RPI: 181			
RPI	S	Opponent	Score	RPI	S	Opponent	Score	RPI	S	Opponent	Score	RPI	S	Opponent	Score
13	A	Gonzaga	53 76	41	H	Saint Mary's (CA)	64 70	89	H	Utah St.	61 72	114	H	Boise St.	95 71
												115	H	UC Davis	62 75
												124	H	Nebraska	87 84
												135	A	CSUN	52 65
												226	N	Jacksonville St.	64 51
												240	H	San Francisco	91 61
LAST 12 Division I GAMES:															
226	N	Jacksonville St.	64 51	13	A	Gonzaga	53 76	114	H	Boise St.	95 71	240	H	San Francisco	91 61
41	H	Saint Mary's (CA)	64 70	114	H	Boise St.	95 71	240	H	San Francisco	91 61	135	A	CSUN	52 65
89	H	Utah St.	61 72	240	H	San Francisco	91 61	135	A	CSUN	52 65	115	H	UC Davis	62 75
				135	A	CSUN	52 65	115	H	UC Davis	62 75	124	H	Nebraska	87 84

Non-Div I Games:

Washington St.

Average RPI Win: 299

Average RPI Loss: 143

WON-LOST  
RECORDWINNING  
PCT. RANKLAST 10  
GAMESSTRENGTH OF  
SCHEDULEOPP. STRENGTH  
OF SCHEDULETEAM  
RPIADJ.  
RPICONF.  
RPIADJ CONF.  
RPIDIV. I ONLY  
DIV. I NON-CONF.2- 4  
2- 4237  
2370- 0  
0- 0300  
300161  
161287  
287287  
28711  
1111  
11

TOTALS

RPI 1-25

RPI 26-50

W-L RECORDS

RPI 51-100

RPI 101-150

RPI 150+

2- 4

0- 0

0- 0

OVERALL

0- 2

0- 1

2- 1

1- 1

0- 0

0- 0

HOME

0- 1

0- 0

1- 0

1- 2

0- 0

0- 0

AWAY

0- 0

0- 1

1- 1

0- 1

0- 0

0- 0

NEUTRAL

0- 1

0- 0

0- 0

2- 4

0- 0

0- 0

NON-CONFERENCE

0- 2

0- 1

2- 1

1- 1

0- 0

0- 0

HOME

0- 1

0- 0

1- 0

1- 2

0- 0

0- 0

AWAY

0- 0

0- 1

1- 1

0- 1

0- 0

0- 0

NEUTRAL

0- 1

0- 0

0- 0

0- 0

0- 0

0- 0

CONFERENCE

0- 0

0- 0

0- 0

0- 0

0- 0

0- 0

HOME

0- 0

0- 0

0- 0

0- 0

0- 0

0- 0

AWAY

0- 0

0- 0

0- 0

0- 0

0- 0

0- 0

NEUTRAL

0- 0

0- 0

0- 0

RPI 1-25

RPI 26-50

RPI 51-100

RPI 101+

Team's RPI: 287

RPI S Opponent Score

RPI S Opponent Score

RPI S Opponent Score

RPI S Opponent Score

61 H Portland 73 89  
80 N VCU 36 64138 A Pepperdine 47 68  
285 A Incarnate Word 72 64  
293 A UTSA 59 66  
312 H UTEP 68 63

LAST 12 Division I GAMES:

138 A Pepperdine 47 68  
312 H UTEP 68 63  
293 A UTSA 59 66  
80 N VCU 36 64  
285 A Incarnate Word 72 64  
61 H Portland 73 89

Non-Div I Games:

La Verne

105 43

Weber St.



Average RPI Win:	245	WON-LOST	WINNING	LAST 10	STRENGTH OF	OPP. STRENGTH	TEAM	ADJ.	CONF.	ADJ CONF.
Average RPI Loss:	45	RECORD	PCT. RANK	GAMES	SCHEDULE	OF SCHEDULE	RPI	RPI	RPI	RPI
DIV. I ONLY	5- 2	81	1- 0	311	54	199	199	6	6	
DIV. I NON-CONF.	5- 2	81	1- 0	311	54	199	199	6	6	
-----										
TOTALS	RPI 1-25	RPI 26-50	W-L RECORDS	RPI 51-100	RPI 101-150	RPI 150+				
5- 2	0- 1	0- 0	OVERALL	0- 1	1- 0	4- 0				
3- 1	0- 0	0- 0	HOME	0- 1	0- 0	3- 0				
1- 0	0- 0	0- 0	AWAY	0- 0	1- 0	0- 0				
1- 1	0- 1	0- 0	NEUTRAL	0- 0	0- 0	1- 0				
5- 2	0- 1	0- 0	NON-CONFERENCE	0- 1	1- 0	4- 0				
3- 1	0- 0	0- 0	HOME	0- 1	0- 0	3- 0				
1- 0	0- 0	0- 0	AWAY	0- 0	1- 0	0- 0				
1- 1	0- 1	0- 0	NEUTRAL	0- 0	0- 0	1- 0				
0- 0	0- 0	0- 0	CONFERENCE	0- 0	0- 0	0- 0				
0- 0	0- 0	0- 0	HOME	0- 0	0- 0	0- 0				
0- 0	0- 0	0- 0	AWAY	0- 0	0- 0	0- 0				
0- 0	0- 0	0- 0	NEUTRAL	0- 0	0- 0	0- 0				

RPI 1-25				RPI 26-50				RPI 51-100				RPI 101+				Team's RPI: 199
RPI	S	Opponent	Score	RPI	S	Opponent	Score	RPI	S	Opponent	Score	RPI	S	Opponent	Score	
18	N	Iowa	81 84					72	H	Missouri	51 68	130	A	Pittsburgh	77 43	
												233	H	Coppin St.	78 37	
												262	N	Eastern Ky.	81 39	
												276	H	Bryant	94 48	
												325	H	NJIT	95 50	
-----																
LAST 12 Division I GAMES:																
276	H	Bryant	94 48	262	N	Eastern Ky.	81 39	130	A	Pittsburgh	77 43	72	H	Missouri	51 68	
325	H	NJIT	95 50					18	N	Iowa	81 84					
233	H	Coppin St.	78 37													

Non-Div I Games:

West Virginia

Average RPI Win: **316**  
 Average RPI Loss: **184**

WON-LOST  
RECORD

WINNING  
PCT. RANK

LAST 10  
GAMES

STRENGTH OF  
SCHEDULE

OPP. STRENGTH  
OF SCHEDULE

TEAM  
RPI

ADJ.  
RPI

CONF.  
RPI

ADJ CONF.  
RPI

DIV. I ONLY	1- 8	318	1- 0	188	336	329	329	26	26
DIV. I NON-CONF.	1- 8	318	1- 0	188	336	329	329	26	26
<hr/>									
TOTALS	RPI 1-25	RPI 26-50	W-L RECORDS	RPI 51-100	RPI 101-150	RPI 150+			
1- 8	0- 0	0- 0	OVERALL	0- 2	0- 1	1- 5			
1- 3	0- 0	0- 0	HOME	0- 0	0- 1	1- 2			
0- 5	0- 0	0- 0	AWAY	0- 2	0- 0	0- 3			
0- 0	0- 0	0- 0	NEUTRAL	0- 0	0- 0	0- 0			
1- 8	0- 0	0- 0	NON-CONFERENCE	0- 2	0- 1	1- 5			
1- 3	0- 0	0- 0	HOME	0- 0	0- 1	1- 2			
0- 5	0- 0	0- 0	AWAY	0- 2	0- 0	0- 3			
0- 0	0- 0	0- 0	NEUTRAL	0- 0	0- 0	0- 0			
0- 0	0- 0	0- 0	CONFERENCE	0- 0	0- 0	0- 0			
0- 0	0- 0	0- 0	HOME	0- 0	0- 0	0- 0			
0- 0	0- 0	0- 0	AWAY	0- 0	0- 0	0- 0			
0- 0	0- 0	0- 0	NEUTRAL	0- 0	0- 0	0- 0			

RPI 1-25				RPI 26-50				RPI 51-100				RPI 101+				Team's RPI: 329
RPI	S	Opponent	Score	RPI	S	Opponent	Score	RPI	S	Opponent	Score	RPI	S	Opponent	Score	
								65	A	Georgia Tech	49 <b>84</b>	106	H	North Ala.	66 <b>89</b>	
								79	A	Tennessee Tech	58 <b>77</b>	164	A	UNC Asheville	49 <b>74</b>	
												194	A	Coastal Caro.	59 <b>77</b>	
												220	H	Campbell	37 <b>63</b>	
												316	H	USC Upstate	68 <b>64</b>	
												318	H	N. C. A&T	51 <b>69</b>	
												325	A	NJIT	71 <b>79</b>	
<hr/>																
LAST 12 Division I GAMES:																
316	H	USC Upstate	68 <b>64</b>	325	A	NJIT	71 <b>79</b>	79	A	Tennessee Tech	58 <b>77</b>	164	A	UNC Asheville	49 <b>74</b>	
318	H	N. C. A&T	51 <b>69</b>	65	A	Georgia Tech	49 <b>84</b>	220	H	Campbell	37 <b>63</b>	194	A	Coastal Caro.	59 <b>77</b>	
106	H	North Ala.	66 <b>89</b>													

Non-Div I Games: Young Harris 63 54

Western Caro.

Average RPI Win:	345	WON-LOST	WINNING	LAST 10	STRENGTH OF	OPP. STRENGTH	TEAM	ADJ.	CONF.	ADJ CONF.
Average RPI Loss:	107	RECORD	PCT. RANK	GAMES	SCHEDULE	OF SCHEDULE	RPI	RPI	RPI	RPI
DIV. I ONLY	1- 8	318	0- 1	47	238	251	251	13	13	
DIV. I NON-CONF.	1- 8	318	0- 1	47	238	251	251	13	13	
<hr/>										
TOTALS	RPI 1-25	RPI 26-50	W-L RECORDS	RPI 51-100	RPI 101-150	RPI 150+				
1- 8	0- 1	0- 0	OVERALL	0- 3	0- 2	1- 2				
1- 2	0- 1	0- 0	HOME	0- 1	0- 0	1- 0				
0- 4	0- 0	0- 0	AWAY	0- 2	0- 1	0- 1				
0- 2	0- 0	0- 0	NEUTRAL	0- 0	0- 1	0- 1				
1- 8	0- 1	0- 0	NON-CONFERENCE	0- 3	0- 2	1- 2				
1- 2	0- 1	0- 0	HOME	0- 1	0- 0	1- 0				
0- 4	0- 0	0- 0	AWAY	0- 2	0- 1	0- 1				
0- 2	0- 0	0- 0	NEUTRAL	0- 0	0- 1	0- 1				
0- 0	0- 0	0- 0	CONFERENCE	0- 0	0- 0	0- 0				
0- 0	0- 0	0- 0	HOME	0- 0	0- 0	0- 0				
0- 0	0- 0	0- 0	AWAY	0- 0	0- 0	0- 0				
0- 0	0- 0	0- 0	NEUTRAL	0- 0	0- 0	0- 0				

RPI 1-25				RPI 26-50				RPI 51-100				RPI 101+ Team's RPI: 251			
RPI	S	Opponent	Score	RPI	S	Opponent	Score	RPI	S	Opponent	Score	RPI	S	Opponent	Score
9	H	Drake	71 98					59	A	Purdue	60 81	104	A	Bradley	68 82
								66	A	Butler	51 92	125	N	Northern Ill.	61 86
								72	H	Missouri	64 89	191	A	Southeast Mo. St.	71 81
												231	N	Eastern Ill.	62 64
												345	H	Austin Peay	77 72
LAST 12 Division I GAMES:															
125	N	Northern Ill.	61 86	59	A	Purdue	60 81								
231	N	Eastern Ill.	62 64	9	H	Drake	71 98								
104	A	Bradley	68 82	72	H	Missouri	64 89								
345	H	Austin Peay	77 72												
191	A	Southeast Mo. St.	71 81												
66	A	Butler	51 92												

Non-Div I Games: MacMurray 136 39 William Woods 81 73

Western III.

Average RPI Win: 239

Average RPI Loss: 58

WON-LOST  
RECORDWINNING  
PCT. RANKLAST 10  
GAMESSTRENGTH OF  
SCHEDULEOPP. STRENGTH  
OF SCHEDULETEAM  
RPIADJ.  
RPICONF.  
RPIADJ CONF.  
RPIDIV. I ONLY  
DIV. I NON-CONF.4- 6  
4- 6209  
2090- 1  
0- 184  
8493  
93159  
159159  
15918  
1818  
18

TOTALS

RPI 1-25

RPI 26-50

W-L RECORDS

RPI 51-100

RPI 101-150

RPI 150+

4- 6

0- 3

0- 0

OVERALL

0- 2

0- 0

4- 1

2- 2

0- 2

0- 0

HOME

0- 0

0- 0

2- 0

1- 2

0- 0

0- 0

AWAY

0- 1

0- 0

1- 1

1- 2

0- 1

0- 0

NEUTRAL

0- 1

0- 0

1- 0

4- 6

0- 3

0- 0

NON-CONFERENCE

0- 2

0- 0

4- 1

2- 2

0- 2

0- 0

HOME

0- 0

0- 0

2- 0

1- 2

0- 0

0- 0

AWAY

0- 1

0- 0

1- 1

1- 2

0- 1

0- 0

NEUTRAL

0- 1

0- 0

1- 0

0- 0

0- 0

0- 0

CONFERENCE

0- 0

0- 0

0- 0

0- 0

0- 0

0- 0

HOME

0- 0

0- 0

0- 0

0- 0

0- 0

0- 0

AWAY

0- 0

0- 0

0- 0

0- 0

0- 0

0- 0

NEUTRAL

0- 0

0- 0

0- 0

RPI 1-25

RPI 26-50

RPI 51-100

RPI 101+

Team's RPI: 159

RPI	S	Opponent	Score
5	H	Louisville	80 102
13	N	Gonzaga	55 76
18	H	Iowa	67 104

RPI	S	Opponent	Score
-----	---	----------	-------

RPI	S	Opponent	Score
57	A	Central Mich.	90 108
73	N	Oregon St.	60 74

RPI	S	Opponent	Score
156	H	Southern Ill.	83 76
168	A	Little Rock	68 56
182	A	Oklahoma	83 90
290	N	ETSU	82 68
341	H	Morgan St.	90 43

LAST 12 Division I GAMES:

341	H	Morgan St.	90 43	13	N	Gonzaga	55 76
73	N	Oregon St.	60 74	290	N	ETSU	82 68
156	H	Southern Ill.	83 76	168	A	Little Rock	68 56
57	A	Central Mich.	90 108	5	H	Louisville	80 102
18	H	Iowa	67 104				
182	A	Oklahoma	83 90				

Non-Div I Games:

Bellevue

95 57

Western Ky.

Average RPI Win: 287		WON-LOST		WINNING		LAST 10		STRENGTH OF		OPP. STRENGTH		TEAM		ADJ.		CONF.		ADJ CONF.	
Average RPI Loss: 132		RECORD		PCT. RANK		GAMES		SCHEDULE		OF SCHEDULE		RPI		RPI		RPI		RPI	
DIV. I ONLY		3- 4		204		1- 0		325		105		302		302		10		10	
DIV. I NON-CONF.		3- 4		204		1- 0		325		105		302		302		10		10	
TOTALS		RPI 1-25		RPI 26-50		W-L RECORDS		RPI 51-100		RPI 101-150		RPI 150+							
3- 4		0- 0		0- 1		OVERALL		0- 1		0- 0		3- 2							
2- 3		0- 0		0- 1		HOME		0- 1		0- 0		2- 1							
1- 1		0- 0		0- 0		AWAY		0- 0		0- 0		1- 1							
0- 0		0- 0		0- 0		NEUTRAL		0- 0		0- 0		0- 0							
3- 4		0- 0		0- 1		NON-CONFERENCE		0- 1		0- 0		3- 2							
2- 3		0- 0		0- 1		HOME		0- 1		0- 0		2- 1							
1- 1		0- 0		0- 0		AWAY		0- 0		0- 0		1- 1							
0- 0		0- 0		0- 0		NEUTRAL		0- 0		0- 0		0- 0							
0- 0		0- 0		0- 0		CONFERENCE		0- 0		0- 0		0- 0							
0- 0		0- 0		0- 0		HOME		0- 0		0- 0		0- 0							
0- 0		0- 0		0- 0		AWAY		0- 0		0- 0		0- 0							
0- 0		0- 0		0- 0		NEUTRAL		0- 0		0- 0		0- 0							

RPI 1-25				RPI 26-50				RPI 51-100				RPI 101+ Team's RPI: 302			
RPI	S	Opponent	Score	RPI	S	Opponent	Score	RPI	S	Opponent	Score	RPI	S	Opponent	Score
				42	H	Michigan	42 79	83	H	New Mexico St.	54 66	169	H	Loyola Chi cago	53 64
												232	A	Ole Miss	66 69
												262	H	Eastern Ky.	64 53
												280	A	Detroit Mercy	54 44
												320	H	Purdue Fort Wayne	69 61
-----															
LAST 12 Division I GAMES:															
				83	H	New Mexico St.	54 66	280	A	Detroit Mercy	54 44				
				320	H	Purdue Fort Wayne	69 61	169	H	Loyola Chi cago	53 64				
								262	H	Eastern Ky.	64 53				
								232	A	Ole Miss	66 69				
								42	H	Michigan	42 79				

Non-Div I Games:

Western Mich.

Average RPI	Win:	208	WON-LOST	WINNING	LAST 10	STRENGTH OF	OPP. STRENGTH	TEAM	ADJ.	CONF.	ADJ CONF.
Average RPI	Loss:	79	RECORD	PCT. RANK	GAMES	SCHEDULE	OF SCHEDULE	RPI	RPI	RPI	RPI
DIV. I ONLY		6- 4		128	1- 0	283	26	239	239	8	8
DIV. I NON-CONF.		6- 4		128	1- 0	283	26	239	239	8	8
-----											
TOTALS	RPI 1-25		RPI 26-50		W-L RECORDS	RPI 51-100		RPI 101-150		RPI 150+	
6- 4	0- 1		0- 0		OVERALL	1- 2		0- 1		5- 0	
6- 3	0- 0		0- 0		HOME	1- 2		0- 1		5- 0	
0- 0	0- 0		0- 0		AWAY	0- 0		0- 0		0- 0	
0- 1	0- 1		0- 0		NEUTRAL	0- 0		0- 0		0- 0	
6- 4	0- 1		0- 0		NON-CONFERENCE	1- 2		0- 1		5- 0	
6- 3	0- 0		0- 0		HOME	1- 2		0- 1		5- 0	
0- 0	0- 0		0- 0		AWAY	0- 0		0- 0		0- 0	
0- 1	0- 1		0- 0		NEUTRAL	0- 0		0- 0		0- 0	
0- 0	0- 0		0- 0		CONFERENCE	0- 0		0- 0		0- 0	
0- 0	0- 0		0- 0		HOME	0- 0		0- 0		0- 0	
0- 0	0- 0		0- 0		AWAY	0- 0		0- 0		0- 0	
0- 0	0- 0		0- 0		NEUTRAL	0- 0		0- 0		0- 0	

RPI 1-25				RPI 26-50				RPI 51-100				RPI 101+ Team's RPI: 239			
RPI	S	Opponent	Score	RPI	S	Opponent	Score	RPI	S	Opponent	Score	RPI	S	Opponent	Score
16	N	South Dakota	64 <b>73</b>					76	H	Louisiana Tech	70 56	122	H	Creighton	71 <b>83</b>
								79	H	Tennessee Tech	45 <b>55</b>	163	H	Ark.-Pine Bluff	76 39
								99	H	Oklahoma St.	47 <b>60</b>	205	H	Sam Houston St.	63 55
												245	H	Missouri St.	63 60
												260	H	Grambling	70 61
												299	H	Houston Baptist	68 50
-----															
LAST 12 Division I GAMES:															
260	H	Grambling	70 61	76	H	Louisiana Tech	70 56	16	N	South Dakota	64 <b>73</b>	299	H	Houston Baptist	68 50
122	H	Creighton	71 <b>83</b>	16	N	South Dakota	64 <b>73</b>	205	H	Sam Houston St.	63 55	245	H	Missouri St.	63 60
79	H	Tennessee Tech	45 <b>55</b>	299	H	Houston Baptist	68 50	260	H	Grambling	70 61	163	H	Ark.-Pine Bluff	76 39
99	H	Oklahoma St.	47 <b>60</b>												

Non-Div I Games:

Wichita St.

Average RPI	Win: 249	WON-LOST RECORD	WINNING PCT. RANK	LAST 10 GAMES	STRENGTH OF SCHEDULE	OPP. STRENGTH OF SCHEDULE	TEAM RPI	ADJ. RPI	CONF. RPI	ADJ. CONF. RPI
Average RPI	Loss: 134									
DIV. I ONLY	5- 4	147	0- 1	223	201	174	174	12	12	
DIV. I NON-CONF.	5- 4	147	0- 1	223	201	174	174	12	12	
-----										
TOTALS	RPI 1-25	RPI 26-50	W-L RECORDS	RPI 51-100	RPI 101-150	RPI 150+				
5- 4	0- 0	0- 1	OVERALL	0- 1	0- 1	5- 1				
3- 1	0- 0	0- 0	HOME	0- 1	0- 0	3- 0				
2- 3	0- 0	0- 1	AWAY	0- 0	0- 1	2- 1				
0- 0	0- 0	0- 0	NEUTRAL	0- 0	0- 0	0- 0				
5- 4	0- 0	0- 1	NON-CONFERENCE	0- 1	0- 1	5- 1				
3- 1	0- 0	0- 0	HOME	0- 1	0- 0	3- 0				
2- 3	0- 0	0- 1	AWAY	0- 0	0- 1	2- 1				
0- 0	0- 0	0- 0	NEUTRAL	0- 0	0- 0	0- 0				
0- 0	0- 0	0- 0	CONFERENCE	0- 0	0- 0	0- 0				
0- 0	0- 0	0- 0	HOME	0- 0	0- 0	0- 0				
0- 0	0- 0	0- 0	AWAY	0- 0	0- 0	0- 0				
0- 0	0- 0	0- 0	NEUTRAL	0- 0	0- 0	0- 0				

RPI	S	Opponent	Score	RPI	S	Opponent	Score	RPI	S	Opponent	Score	RPI	S	Opponent	Score
31	A	Old Domini on	69 83	80	H	VCU	55 72	118	A	Hartford	45 50	178	H	East Carol ina	63 43
								219	H	Howard	88 75	253	A	Fai rfi el d	60 54
								282	H	Ri chmond	65 55	305	A	Davi dson	65 76
								311	A	Loyol a Maryl and	65 49				
LAST 12 Divi sion I GAMES:															
31	A	Old Domini on	69 83	311	A	Loyol a Maryl and	65 49	219	H	Howard	88 75				
282	H	Ri chmond	65 55	80	H	VCU	55 72								
253	A	Fai rfi el d	60 54												
118	A	Hartford	45 50												
178	H	East Carol ina	63 43												
305	A	Davi dson	65 76												

Non-Div I Games:

William &amp; Mary

Average RPI Win:	291	WON-LOST	WINNING	LAST 10	STRENGTH OF	OPP. STRENGTH	TEAM	ADJ.	CONF.	ADJ CONF.
Average RPI Loss:	151	RECORD	PCT. RANK	GAMES	SCHEDULE	OF SCHEDULE	RPI	RPI	RPI	RPI
DIV. I ONLY	4- 4	163	1- 0	219	314	176	176	29	29	
DIV. I NON-CONF.	4- 4	163	1- 0	219	314	176	176	29	29	
-----										
TOTALS	RPI 1-25	RPI 26-50	W-L RECORDS	RPI 51-100	RPI 101-150	RPI 150+				
4- 4	0- 0	0- 0	OVERALL	0- 0	0- 3	4- 1				
2- 0	0- 0	0- 0	HOME	0- 0	0- 0	2- 0				
2- 4	0- 0	0- 0	AWAY	0- 0	0- 3	2- 1				
0- 0	0- 0	0- 0	NEUTRAL	0- 0	0- 0	0- 0				
4- 4	0- 0	0- 0	NON-CONFERENCE	0- 0	0- 3	4- 1				
2- 0	0- 0	0- 0	HOME	0- 0	0- 0	2- 0				
2- 4	0- 0	0- 0	AWAY	0- 0	0- 3	2- 1				
0- 0	0- 0	0- 0	NEUTRAL	0- 0	0- 0	0- 0				
0- 0	0- 0	0- 0	CONFERENCE	0- 0	0- 0	0- 0				
0- 0	0- 0	0- 0	HOME	0- 0	0- 0	0- 0				
0- 0	0- 0	0- 0	AWAY	0- 0	0- 0	0- 0				
0- 0	0- 0	0- 0	NEUTRAL	0- 0	0- 0	0- 0				

RPI 1-25				RPI 26-50				RPI 51-100				RPI 101+ Team's RPI: 176			
RPI	S	Opponent	Score	RPI	S	Opponent	Score	RPI	S	Opponent	Score	RPI	S	Opponent	Score
												105	A	James Madison	39 56
												143	A	Georgia	39 85
												146	A	Wisconsin	41 76
												209	A	Wofford	53 70
												211	H	Elon	58 57
												298	A	South Carolina St.	58 50
												308	A	Col. of Charleston	71 64
												346	H	N.C. Central	66 41



W  
i  
s  
c  
o  
n  
s  
i  
n

Wisconsin				Through Games Of Dec. 14, 2018							
Average RPI	Win:	223	WON-LOST	WINNING	LAST 10	STRENGTH OF	OPP. STRENGTH	TEAM	ADJ.	CONF.	ADJ CONF.
Average RPI	Loss:	39	RECORD	PCT. RANK	GAMES	SCHEDULE	OF SCHEDULE	RPI	RPI	RPI	RPI
DIV. I ONLY		8- 3		80	1- 0	263	77	146	146	3	3
DIV. I NON-CONF.		8- 3		80	1- 0	263	77	146	146	3	3
-----											
TOTALS	RPI 1-25		RPI 26-50		W-L RECORDS	RPI 51-100		RPI 101-150		RPI 150+	
8- 3	0- 0		1- 3		OVERALL	0- 0		1- 0		6- 0	
5- 1	0- 0		1- 1		HOME	0- 0		0- 0		4- 0	
1- 1	0- 0		0- 1		AWAY	0- 0		0- 0		1- 0	
2- 1	0- 0		0- 1		NEUTRAL	0- 0		1- 0		1- 0	
8- 3	0- 0		1- 3		NON-CONFERENCE	0- 0		1- 0		6- 0	
5- 1	0- 0		1- 1		HOME	0- 0		0- 0		4- 0	
1- 1	0- 0		0- 1		AWAY	0- 0		0- 0		1- 0	
2- 1	0- 0		0- 1		NEUTRAL	0- 0		1- 0		1- 0	
0- 0	0- 0		0- 0		CONFERENCE	0- 0		0- 0		0- 0	
0- 0	0- 0		0- 0		HOME	0- 0		0- 0		0- 0	
0- 0	0- 0		0- 0		AWAY	0- 0		0- 0		0- 0	
0- 0	0- 0		0- 0		NEUTRAL	0- 0		0- 0		0- 0	

W  
i  
s  
c  
o  
n  
s  
i  
n

RPI 1-25				RPI 26-50				RPI 51-100				RPI 101+ Team's RPI: 146			
RPI	S	Opponent	Score	RPI	S	Opponent	Score	RPI	S	Opponent	Score	RPI	S	Opponent	Score
				26	A	Green Bay	46 55					130	N	Pittsburgh	57 42
				33	H	IUPUI	65 64					176	H	Winthrop	76 41
				43	H	Duke	53 60					188	A	Milwaukee	68 57
				49	N	Arkansas	68 69					291	N	Tennessee St.	58 53
												310	H	Marshall	67 49
												321	H	Chicago St.	85 38
												332	H	North Dakota St.	64 53
-----															
LAST 12 Division I GAMES:															
				321	H	Chicago St.	85 38	26	A	Green Bay	46 55				
				33	H	IUPUI	65 64	310	H	Marshall	67 49				
				332	H	North Dakota St.	64 53	43	H	Duke	53 60				
				188	A	Milwaukee	68 57	49	N	Arkansas	68 69				
				176	H	Winthrop	76 41	291	N	Tennessee St.	58 53				
								130	N	Pittsburgh	57 42				

Non-Div I Games:

Wisconsin

Average RPI Win: **267**  
 Average RPI Loss: **150**

WON-LOST  
RECORD

WINNING  
PCT. RANK

LAST 10  
GAMES

STRENGTH OF  
SCHEDULE

OPP. STRENGTH  
OF SCHEDULE

TEAM  
RPI

ADJ.  
RPI

CONF.  
RPI

ADJ CONF.  
RPI

DIV. I ONLY	5- 4	147	1- 0	297	219	209	209	26	26
DIV. I NON-CONF.	5- 4	147	1- 0	297	219	209	209	26	26
TOTALS	RPI 1-25	RPI 26-50	W-L RECORDS	RPI 51-100	RPI 101-150	RPI 150+			
5- 4	0- 0	0- 1	OVERALL	0- 1	0- 0	5- 2			
3- 0	0- 0	0- 0	HOME	0- 0	0- 0	3- 0			
2- 4	0- 0	0- 1	AWAY	0- 1	0- 0	2- 2			
0- 0	0- 0	0- 0	NEUTRAL	0- 0	0- 0	0- 0			
5- 4	0- 0	0- 1	NON-CONFERENCE	0- 1	0- 0	5- 2			
3- 0	0- 0	0- 0	HOME	0- 0	0- 0	3- 0			
2- 4	0- 0	0- 1	AWAY	0- 1	0- 0	2- 2			
0- 0	0- 0	0- 0	NEUTRAL	0- 0	0- 0	0- 0			
0- 0	0- 0	0- 0	CONFERENCE	0- 0	0- 0	0- 0			
0- 0	0- 0	0- 0	HOME	0- 0	0- 0	0- 0			
0- 0	0- 0	0- 0	AWAY	0- 0	0- 0	0- 0			
0- 0	0- 0	0- 0	NEUTRAL	0- 0	0- 0	0- 0			

RPI	S	Opponent	Score	RPI	S	Opponent	Score	RPI	S	Opponent	Score	RPI	S	Opponent	Score
45	A	Clemson	77 85	69	A	Charlotte	63 85	164	A	UNC Asheville	46 60	176	H	Winthrop	70 53
								243	A	Ga. Southern	81 65	259	H	Gardner-Webb	59 53
								308	H	Col. of Charleston	78 58	323	A	Presbyterian	50 61
								351	A	Longwood	101 72				
LAST 12 Division I GAMES:															
351	A	Longwood	101 72	164	A	UNC Asheville	46 60	176	H	Winthrop	70 53	308	H	Col. of Charleston	78 58
259	H	Gardner-Webb	59 53	323	A	Presbyterian	50 61	69	A	Charlotte	63 85	45	A	Clemson	77 85
243	A	Ga. Southern	81 65												

Non-Div I Games: Warren Wilson 107 30

Wofford

Average RPI Win:	213	WON-LOST	WINNING	LAST 10	STRENGTH OF	OPP. STRENGTH	TEAM	ADJ.	CONF.	ADJ CONF.
Average RPI Loss:	116	RECORD	PCT. RANK	GAMES	SCHEDULE	OF SCHEDULE	RPI	RPI	RPI	RPI
DIV. I ONLY	7- 3	90	0- 0	202	150	108	108	15	15	
DIV. I NON-CONF.	7- 3	90	0- 0	202	150	108	108	15	15	
-----										
TOTALS	RPI 1-25	RPI 26-50	W-L RECORDS	RPI 51-100	RPI 101-150	RPI 150+				
7- 3	0- 0	0- 2	OVERALL	0- 0	2- 0	5- 1				
1- 1	0- 0	0- 1	HOME	0- 0	0- 0	1- 0				
2- 2	0- 0	0- 1	AWAY	0- 0	0- 0	2- 1				
4- 0	0- 0	0- 0	NEUTRAL	0- 0	2- 0	2- 0				
7- 3	0- 0	0- 2	NON-CONFERENCE	0- 0	2- 0	5- 1				
1- 1	0- 0	0- 1	HOME	0- 0	0- 0	1- 0				
2- 2	0- 0	0- 1	AWAY	0- 0	0- 0	2- 1				
4- 0	0- 0	0- 0	NEUTRAL	0- 0	2- 0	2- 0				
0- 0	0- 0	0- 0	CONFERENCE	0- 0	0- 0	0- 0				
0- 0	0- 0	0- 0	HOME	0- 0	0- 0	0- 0				
0- 0	0- 0	0- 0	AWAY	0- 0	0- 0	0- 0				
0- 0	0- 0	0- 0	NEUTRAL	0- 0	0- 0	0- 0				

RPI 1-25				RPI 26-50				RPI 51-100				RPI 101+ Team's RPI: 108			
RPI	S	Opponent	Score	RPI	S	Opponent	Score	RPI	S	Opponent	Score	RPI	S	Opponent	Score
				28	A	Michigan St.	68 84					123	N	Marist	76 60
				46	H	Belmont	63 79					148	N	Drexel	71 63
												170	H	Kent St.	61 55
												223	A	UNLV	68 52
												234	N	Stetson	57 44
												256	N	Hofstra	93 64
												274	A	CSU Bakersfield	74 76
												334	A	Manhattan	60 44
-----															
LAST 12 Division I GAMES:															
				334	A	Manhattan	60 44					256	N	Hofstra	93 64
				148	N	Drexel	71 63					28	A	Michigan St.	68 84
				170	H	Kent St.	61 55					46	H	Belmont	63 79
				123	N	Marist	76 60					223	A	UNLV	68 52
				234	N	Stetson	57 44					274	A	CSU Bakersfield	74 76

Non-Div I Games: Kentucky St. 83 53

Wright St.

Average RPI Win:

166

Average RPI Loss:

63

WON-LOST  
RECORD

4- 2

WINNING  
PCT. RANK

97

LAST 10  
GAMES

1- 0

STRENGTH OF  
SCHEDULE

63

OPP. STRENGTH  
OF SCHEDULE

179

TEAM  
RPI

47

ADJ.  
RPI

47

CONF.  
RPI

9

ADJ CONF.  
RPI

9

DIV. I ONLY  
DIV. I NON-CONF.

4- 2

97

1- 0

63

179

47

47

9

9

TOTALS

RPI 1-25

RPI 26-50

W-L RECORDS

RPI 51-100

RPI 101-150

RPI 150+

4- 2

0- 0

0- 1

OVERALL

1- 1

1- 0

2- 0

3- 0

0- 0

0- 0

HOME

1- 0

1- 0

1- 0

0- 2

0- 0

0- 1

AWAY

0- 1

0- 0

0- 0

1- 0

0- 0

0- 0

NEUTRAL

0- 0

0- 0

1- 0

4- 2

0- 0

0- 1

NON-CONFERENCE

1- 1

1- 0

2- 0

3- 0

0- 0

0- 0

HOME

1- 0

1- 0

1- 0

0- 2

0- 0

0- 1

AWAY

0- 1

0- 0

0- 0

1- 0

0- 0

0- 0

NEUTRAL

0- 0

0- 0

1- 0

0- 0

0- 0

0- 0

CONFERENCE

0- 0

0- 0

0- 0

0- 0

0- 0

0- 0

HOME

0- 0

0- 0

0- 0

0- 0

0- 0

0- 0

AWAY

0- 0

0- 0

0- 0

0- 0

0- 0

0- 0

NEUTRAL

0- 0

0- 0

0- 0

RPI 1-25

RPI 26-50

Team's RPI: 47

RPI 51-100

RPI 101+

RPI S Opponent Score

RPI S Opponent Score

41 A Saint Mary's (CA) 84 90

RPI S Opponent Score

70 H Denver 78 74

84 A Pacific 64 70

RPI S Opponent Score

107 H Montana St. 66 58

204 H Idaho 64 61

283 N North Texas 53 49

LAST 12 Division I GAMES:

70 H Denver 78 74

107 H Montana St. 66 58

84 A Pacific 64 70

283 N North Texas 53 49

41 A Saint Mary's (CA) 84 90

204 H Idaho 64 61

W  
y  
o  
m  
i  
n  
gW  
y  
o  
m  
i  
n  
g

Non-Div I Games:

Chadron St.

80 33

UC-Colo. Springs

98 37

Wyoming

**x  
a  
v  
i  
e  
r**

X  
a  
v  
i  
e  
r

Xavi er

Average RPI Win:	282	WON-LOST	WINNING	LAST 10	STRENGTH OF	OPP. STRENGTH	TEAM	ADJ.	CONF.	ADJ CONF.
Average RPI Loss:	118	RECORD	PCT. RANK	GAMES	SCHEDULE	OF SCHEDULE	RPI	RPI	RPI	RPI
DIV. I ONLY	7- 5	138	0- 1	180	296	131	131	17	17	
DIV. I NON-CONF.	7- 5	138	0- 1	180	296	131	131	17	17	
-----										
TOTALS	RPI 1-25	RPI 26-50	W-L RECORDS	RPI 51-100	RPI 101-150	RPI 150+				
7- 5	0- 0	0- 0	OVERALL	0- 2	1- 2	6- 1				
2- 0	0- 0	0- 0	HOME	0- 0	0- 0	2- 0				
4- 4	0- 0	0- 0	AWAY	0- 1	1- 2	3- 1				
1- 1	0- 0	0- 0	NEUTRAL	0- 1	0- 0	1- 0				
7- 5	0- 0	0- 0	NON-CONFERENCE	0- 2	1- 2	6- 1				
2- 0	0- 0	0- 0	HOME	0- 0	0- 0	2- 0				
4- 4	0- 0	0- 0	AWAY	0- 1	1- 2	3- 1				
1- 1	0- 0	0- 0	NEUTRAL	0- 1	0- 0	1- 0				
0- 0	0- 0	0- 0	CONFERENCE	0- 0	0- 0	0- 0				
0- 0	0- 0	0- 0	HOME	0- 0	0- 0	0- 0				
0- 0	0- 0	0- 0	AWAY	0- 0	0- 0	0- 0				
0- 0	0- 0	0- 0	NEUTRAL	0- 0	0- 0	0- 0				

RPI 1-25				RPI 26-50				RPI 51-100				RPI 101+				Team's RPI: 131	
RPI	S	Opponent	Score	RPI	S	Opponent	Score	RPI	S	Opponent	Score	RPI	S	Opponent	Score		
								64	A	St. John's (NY)	52	56	125	A	Northern Ill.	80	89
								85	N	SFA	57	67	132	A	Providence	42	59
													145	A	Youngstown St.	58	56
													184	A	Cincinnati	52	66
													278	H	Saint Peter's	72	56
													286	A	Vermont	58	55
													301	A	Army West Point	62	51
													306	N	Niagara	67	64
													322	H	Colgate	80	61
													335	A	Wagner	74	41
-----																	
LAST 12 Division I GAMES:																	
				85	N	SFA	57	67	278	H	Saint Peter's	72	56				
				306	N	Niagara	67	64	132	A	Providence	42	59				
				301	A	Army West Point	62	51	335	A	Wagner	74	41				
				286	A	Vermont	58	55	145	A	Youngstown St.	58	56				
				64	A	St. John's (NY)	52	56	184	A	Cincinnati	52	66				
				322	H	Colgate	80	61	125	A	Northern Ill.	80	89				

Non-Div I Games:

Yale

Average RPI Win: 233 WON-LOST RECORD WINNING PCT. RANK LAST 10 GAMES STRENGTH OF SCHEDULE OPP. STRENGTH OF SCHEDULE TEAM RPI ADJ. RPI CONF. RPI ADJ CONF. RPI

DIV. I ONLY	6- 2	69	1- 0	240	249	145	145	15	15
DIV. I NON-CONF.	6- 2	69	1- 0	240	249	145	145	15	15
TOTALS	RPI 1-25	RPI 26-50	W-L RECORDS	RPI 51-100	RPI 101-150	RPI 150+			
6- 2	0- 0	0- 0	OVERALL	0- 0	1- 1	5- 1			
4- 1	0- 0	0- 0	HOME	0- 0	0- 1	4- 0			
2- 1	0- 0	0- 0	AWAY	0- 0	1- 0	1- 1			
0- 0	0- 0	0- 0	NEUTRAL	0- 0	0- 0	0- 0			
6- 2	0- 0	0- 0	NON-CONFERENCE	0- 0	1- 1	5- 1			
4- 1	0- 0	0- 0	HOME	0- 0	0- 1	4- 0			
2- 1	0- 0	0- 0	AWAY	0- 0	1- 0	1- 1			
0- 0	0- 0	0- 0	NEUTRAL	0- 0	0- 0	0- 0			
0- 0	0- 0	0- 0	CONFERENCE	0- 0	0- 0	0- 0			
0- 0	0- 0	0- 0	HOME	0- 0	0- 0	0- 0			
0- 0	0- 0	0- 0	AWAY	0- 0	0- 0	0- 0			
0- 0	0- 0	0- 0	NEUTRAL	0- 0	0- 0	0- 0			

RPI 1-25				RPI 26-50				RPI 51-100				RPI 101+ Team's RPI: 145			
RPI	S	Opponent	Score	RPI	S	Opponent	Score	RPI	S	Opponent	Score	RPI	S	Opponent	Score
												130	A	Pittsburgh	64 55
												131	H	Yale	56 58
												169	H	Loyol a Chi cago	74 63
												170	A	Kent St.	34 62
												227	H	Akron	72 61
												252	H	Saint Francis (PA)	80 56
												288	H	Robert Morris	69 59
												331	A	Canisius	62 36
LAST 12 Division I GAMES:															
				252	H	Saint Francis (PA)	80 56	130	A	Pittsburgh	64 55				
				331	A	Canisius	62 36	169	H	Loyol a Chi cago	74 63				
				227	H	Akron	72 61	288	H	Robert Morris	69 59				
				131	H	Yale	56 58								
				170	A	Kent St.	34 62								

Non-Div I Games: Carlow 90 31

Youngstown St.