

Average RPI Win:	315	WON-LOST	WINNING	LAST 10	STRENGTH OF	OPP. STRENGTH	TEAM	ADJ.	CONF.	ADJ CONF.
Average RPI Loss:	146	RECORD	PCT. RANK	GAMES	SCHEDULE	OF SCHEDULE	RPI	RPI	RPI	RPI
DIV. I ONLY	3- 3	163	3-3	308	226	213	213	25	25	
DIV. I NON-CONF.	3- 3	162	3-3	308	226	213	213	25	25	
TOTALS	RPI 1-25	RPI 26-50	W-L RECORDS	RPI 51-100	RPI 101-150	RPI 150+				
3- 3	0- 1	0- 0	OVERALL	0- 0	0- 0	3- 2				
1- 0	0- 0	0- 0	HOME	0- 0	0- 0	1- 0				
1- 3	0- 1	0- 0	AWAY	0- 0	0- 0	1- 2				
1- 0	0- 0	0- 0	NEUTRAL	0- 0	0- 0	1- 0				
3- 3	0- 1	0- 0	NON-CONFERENCE	0- 0	0- 0	3- 2				
1- 0	0- 0	0- 0	HOME	0- 0	0- 0	1- 0				
1- 3	0- 1	0- 0	AWAY	0- 0	0- 0	1- 2				
1- 0	0- 0	0- 0	NEUTRAL	0- 0	0- 0	1- 0				
0- 0	0- 0	0- 0	CONFERENCE	0- 0	0- 0	0- 0				
0- 0	0- 0	0- 0	HOME	0- 0	0- 0	0- 0				
0- 0	0- 0	0- 0	AWAY	0- 0	0- 0	0- 0				
0- 0	0- 0	0- 0	NEUTRAL	0- 0	0- 0	0- 0				

RPI 1-25				RPI 26-50				RPI 51-100				RPI 101+ Team's RPI: 213			
RPI	S	Opponent	Score	RPI	S	Opponent	Score	RPI	S	Opponent	Score	RPI	S	Opponent	Score
2	A	Missouri St.	51 79									176	A	Texas St.	48 57
												254	N	Prairie View	64 52
												259	A	South Alabama	82 83
												345	A	UTRGV	59 54
												345	H	UTRGV	61 50
LAST 10 Division I															
345	A	UTRGV	59 54	2	A	Missouri St.	51 79								
176	A	Texas St.	48 57												
345	H	UTRGV	61 50												
254	N	Prairie View	64 52												
259	A	South Alabama	82 83												

Non-Div I Games: UNKNOWN 75 55 Huston-Tillotson 63 49 Texas Wesleyan 90 52

Average RPI Win: 167		WON-LOST	WINNING	LAST 10	STRENGTH OF	OPP. STRENGTH	TEAM	ADJ.	CONF.	ADJ CONF.
Average RPI Loss: 51		RECORD	PCT. RANK	GAMES	SCHEDULE	OF SCHEDULE	RPI	RPI	RPI	RPI
DIV. I ONLY		3- 1	60	3-1	99	57	28	28	25	25
DIV. I NON-CONF.		3- 1	61	3-1	99	57	28	28	25	25
TOTALS	RPI 1-25		RPI 26-50		W-L RECORDS		RPI 51-100		RPI 101-150	RPI 150+
3- 1	0- 0		0- 0		OVERALL		1- 1		0- 0	2- 0
1- 0	0- 0		0- 0		HOME		0- 0		0- 0	1- 0
2- 1	0- 0		0- 0		AWAY		1- 1		0- 0	1- 0
0- 0	0- 0		0- 0		NEUTRAL		0- 0		0- 0	0- 0
3- 1	0- 0		0- 0		NON-CONFERENCE		1- 1		0- 0	2- 0
1- 0	0- 0		0- 0		HOME		0- 0		0- 0	1- 0
2- 1	0- 0		0- 0		AWAY		1- 1		0- 0	1- 0
0- 0	0- 0		0- 0		NEUTRAL		0- 0		0- 0	0- 0
0- 0	0- 0		0- 0		CONFERENCE		0- 0		0- 0	0- 0
0- 0	0- 0		0- 0		HOME		0- 0		0- 0	0- 0
0- 0	0- 0		0- 0		AWAY		0- 0		0- 0	0- 0
0- 0	0- 0		0- 0		NEUTRAL		0- 0		0- 0	0- 0

RPI 1-25				RPI 26-50				Team's RPI: 28				RPI 51-100				RPI 101+			
RPI	S	Opponent	Score	RPI	S	Opponent	Score	RPI	S	Opponent	Score	RPI	S	Opponent	Score	RPI	S	Opponent	Score
								51	A	Oklahoma	65 78	167	A	Portland	76 69				
								93	A	Wright St.	83 64	241	H	Tulsa	73 63				
LAST 10 Division I																			
								241	H	Tulsa	73 63								
								167	A	Portland	76 69								
								51	A	Oklahoma	65 78								
								93	A	Wright St.	83 64								

Non-Div I Games:	Howard Payne	96	38	Southwest (NM)	104	52	McMurry	111	43
------------------	--------------	----	----	----------------	-----	----	---------	-----	----

Abilene Christian

■ Loss, ■ Non-Conf, S Site, H Home A Away N Neutral

Air Force

Through Games Of Dec. 12, 2019

Average RPI Win:	312	WON-LOST	WINNING	LAST 10	STRENGTH OF	OPP. STRENGTH	TEAM	ADJ.	CONF.	ADJ CONF.
Average RPI Loss:	178	RECORD	PCT. RANK	GAMES	SCHEDULE	OF SCHEDULE	RPI	RPI	RPI	RPI
DIV. I ONLY	2- 8	296	2-8	148	327	288	288	21	21	
DIV. I NON-CONF.	1- 7	315	1-7	181	307	319	319	21	21	
TOTALS	RPI 1-25	RPI 26-50	W-L RECORDS	RPI 51-100	RPI 101-150	RPI 150+				
2- 8	0- 0	0- 0	OVERALL	0- 1	0- 1	2- 6				
1- 4	0- 0	0- 0	HOME	0- 0	0- 1	1- 3				
1- 4	0- 0	0- 0	AWAY	0- 1	0- 0	1- 3				
0- 0	0- 0	0- 0	NEUTRAL	0- 0	0- 0	0- 0				
1- 7	0- 0	0- 0	NON-CONFERENCE	0- 1	0- 0	1- 6				
1- 3	0- 0	0- 0	HOME	0- 0	0- 0	1- 3				
0- 4	0- 0	0- 0	AWAY	0- 1	0- 0	0- 3				
0- 0	0- 0	0- 0	NEUTRAL	0- 0	0- 0	0- 0				
1- 1	0- 0	0- 0	CONFERENCE	0- 0	0- 1	1- 0				
0- 1	0- 0	0- 0	HOME	0- 0	0- 1	0- 0				
1- 0	0- 0	0- 0	AWAY	0- 0	0- 0	1- 0				
0- 0	0- 0	0- 0	NEUTRAL	0- 0	0- 0	0- 0				

RPI 1-25				RPI 26-50				RPI 51-100				RPI 101+				Team's RPI: 288	
RPI	S	Opponent	Score	RPI	S	Opponent	Score	RPI	S	Opponent	Score	RPI	S	Opponent	Score		
								81	A	Arizona St.	56	87	122	H	Wyoming	63	65
													167	H	Portland	56	72
													180	A	Navy	59	67
													193	A	Northern Colo.	62	72
													212	H	San Diego	59	70
													223	A	Tennessee	54	81
													249	H	Army West Point	66	68
													297	H	NJIT	68	48
													326	A	Nevada	68	61
LAST 10 Division I																	
				326	A	Nevada	68	61		193	A	Northern Colo.	62	72			
				122	H	Wyoming	63	65		212	H	San Diego	59	70			
				223	A	Tennessee	54	81		249	H	Army West Point	66	68			
				180	A	Navy	59	67		297	H	NJIT	68	48			
				167	H	Portland	56	72		81	A	Arizona St.	56	87			

Non-Div I Games:

Air Force

Loss, Non-Conf, S Site, H Home A Away N Neutral

Average RPI Win:	279	WON-LOST	WINNING	LAST 10	STRENGTH OF	OPP. STRENGTH	TEAM	ADJ.	CONF.	ADJ CONF.
Average RPI Loss:	94	RECORD	PCT. RANK	GAMES	SCHEDULE	OF SCHEDULE	RPI	RPI	RPI	RPI
DIV. I ONLY	4- 4	163	4-4	157	261	174	174	12	12	
DIV. I NON-CONF.	4- 4	162	4-4	155	262	171	171	12	12	
TOTALS	RPI 1-25	RPI 26-50	W-L RECORDS	RPI 51-100	RPI 101-150	RPI 150+				
4- 4	0- 0	0- 1	OVERALL	0- 1	0- 2	4- 0				
2- 2	0- 0	0- 1	HOME	0- 0	0- 1	2- 0				
2- 2	0- 0	0- 0	AWAY	0- 1	0- 1	2- 0				
0- 0	0- 0	0- 0	NEUTRAL	0- 0	0- 0	0- 0				
4- 4	0- 0	0- 1	NON-CONFERENCE	0- 1	0- 2	4- 0				
2- 2	0- 0	0- 1	HOME	0- 0	0- 1	2- 0				
2- 2	0- 0	0- 0	AWAY	0- 1	0- 1	2- 0				
0- 0	0- 0	0- 0	NEUTRAL	0- 0	0- 0	0- 0				
0- 0	0- 0	0- 0	CONFERENCE	0- 0	0- 0	0- 0				
0- 0	0- 0	0- 0	HOME	0- 0	0- 0	0- 0				
0- 0	0- 0	0- 0	AWAY	0- 0	0- 0	0- 0				
0- 0	0- 0	0- 0	NEUTRAL	0- 0	0- 0	0- 0				

RPI 1-25				RPI 26-50				RPI 51-100				RPI 101+				Team's RPI: 174	
RPI	S	Opponent	Score	RPI	S	Opponent	Score	RPI	S	Opponent	Score	RPI	S	Opponent	Score		
				36	H	Michigan	71 80	79	A	Butler	55 76	112	H	Duquesne	63 88		
												150	A	Cleveland St.	62 66		
												162	H	Youngstown St.	91 62		
												291	A	St. Bonaventure	63 54		
												324	A	Detroit Mercy	81 60		
												337	H	Purdue Fort Wayne	64 53		
LAST 10 Division I																	
				79	A	Butler	55 76	36	H	Michigan	71 80						
				112	H	Duquesne	63 88	337	H	Purdue Fort Wayne	64 53						
				150	A	Cleveland St.	62 66	291	A	St. Bonaventure	63 54						
				324	A	Detroit Mercy	81 60										
				162	H	Youngstown St.	91 62										

Non-Div I Games:

Akron

■ Loss,
 ■ Non-Conf,
 S Site,
 ■ Home
 ■ Away
 N Neutral

Alabama

Through Games Of Dec. 12, 2019

Average RPI Win:	173	WON-LOST	WINNING	LAST 10	STRENGTH OF	OPP. STRENGTH	TEAM	ADJ.	CONF.	ADJ CONF.
Average RPI Loss:	129	RECORD	PCT. RANK	GAMES	SCHEDULE	OF SCHEDULE	RPI	RPI	RPI	RPI
DIV. I ONLY	6- 3	85	6-3	177	141	118	118	7	7	
DIV. I NON-CONF.	6- 3	83	6-3	175	141	118	118	7	7	
TOTALS	RPI 1-25	RPI 26-50	W-L RECORDS	RPI 51-100	RPI 101-150	RPI 150+				
6- 3	0- 0	0- 0	OVERALL	2- 1	0- 1	4- 1				
2- 2	0- 0	0- 0	HOME	1- 0	0- 1	1- 1				
3- 0	0- 0	0- 0	AWAY	0- 0	0- 0	3- 0				
1- 1	0- 0	0- 0	NEUTRAL	1- 1	0- 0	0- 0				
6- 3	0- 0	0- 0	NON-CONFERENCE	2- 1	0- 1	4- 1				
2- 2	0- 0	0- 0	HOME	1- 0	0- 1	1- 1				
3- 0	0- 0	0- 0	AWAY	0- 0	0- 0	3- 0				
1- 1	0- 0	0- 0	NEUTRAL	1- 1	0- 0	0- 0				
0- 0	0- 0	0- 0	CONFERENCE	0- 0	0- 0	0- 0				
0- 0	0- 0	0- 0	HOME	0- 0	0- 0	0- 0				
0- 0	0- 0	0- 0	AWAY	0- 0	0- 0	0- 0				
0- 0	0- 0	0- 0	NEUTRAL	0- 0	0- 0	0- 0				





















RPI 1-25			RPI 26-50			RPI 51-100			RPI 101+			Team's RPI: 118
RPI	S	Opponent	Score	RPI	S	Opponent	Score	RPI	S	Opponent	Score	
						54 N UNI	87 77	127 H	Iowa St.	66	75	
						65 H Colgate	72 52	181 A	Tulane	66	56	
						76 N Southern California	57 60	183 H	Hampton	61	64	
								187 A	Clemson	67	54	
								259 A	South Alabama	74	62	
								290 H	Mercer	111	56	
LAST 10 Division I												
						76 N Southern California	57 60	65 H Colgate	72 52			
						54 N UNI	87 77	127 H Iowa St.	66 75			
						181 A Tulane	66 56	187 A Clemson	67 54			
						259 A South Alabama	74 62	183 H Hampton	61 64			
						290 H Mercer	111 56					

Non-Div I Games:

Alabama





 Loss,
 Non-Conf,
 S Site,
 H Home
 A Away
N Neutral

Average RPI Win:	305	WON-LOST	WINNING	LAST 10	STRENGTH OF	OPP. STRENGTH	TEAM	ADJ.	CONF.	ADJ CONF.
Average RPI Loss:	155	RECORD	PCT. RANK	GAMES	SCHEDULE	OF SCHEDULE	RPI	RPI	RPI	RPI
DIV. I ONLY	3- 4	201	3-4	204	311	196	196	28	28	
DIV. I NON-CONF.	3- 4	201	3-4	204	311	194	194	28	28	
TOTALS	RPI 1-25	RPI 26-50	W-L RECORDS	RPI 51-100	RPI 101-150	RPI 150+				
3- 4	0- 0	0- 0	OVERALL	0- 2	0- 0	3- 2				
0- 1	0- 0	0- 0	HOME	0- 1	0- 0	0- 0				
3- 2	0- 0	0- 0	AWAY	0- 1	0- 0	3- 1				
0- 1	0- 0	0- 0	NEUTRAL	0- 0	0- 0	0- 1				
3- 4	0- 0	0- 0	NON-CONFERENCE	0- 2	0- 0	3- 2				
0- 1	0- 0	0- 0	HOME	0- 1	0- 0	0- 0				
3- 2	0- 0	0- 0	AWAY	0- 1	0- 0	3- 1				
0- 1	0- 0	0- 0	NEUTRAL	0- 0	0- 0	0- 1				
0- 0	0- 0	0- 0	CONFERENCE	0- 0	0- 0	0- 0				
0- 0	0- 0	0- 0	HOME	0- 0	0- 0	0- 0				
0- 0	0- 0	0- 0	AWAY	0- 0	0- 0	0- 0				
0- 0	0- 0	0- 0	NEUTRAL	0- 0	0- 0	0- 0				

RPI 1-25			RPI 26-50			RPI 51-100			RPI 101+			Team's RPI: 196
RPI	S	Opponent	Score	RPI	S	Opponent	Score	RPI	S	Opponent	Score	
						80  Nebraska	46 	211  California Baptist	55 			
						100  North Florida	64 	229 N North Ala.	65 			
								279  Denver	86 83			
								314  San Diego St.	61 53			
								322  Georgia St.	67 52			
LAST 10 Division I												
						100  North Florida	64 	279  Denver	86 83			
						211  California Baptist	55 	229 N North Ala.	65 			
						314  San Diego St.	61 53	322  Georgia St.	67 52			
						80  Nebraska	46 					

Non-Div I Games:

Alabama A&M

 Loss,
  Non-Conf,
 S Site,
  Home
  Away
 N Neutral

Average RPI Win:	340	WON-LOST	WINNING	LAST 10	STRENGTH OF	OPP. STRENGTH	TEAM	ADJ.	CONF.	ADJ CONF.
Average RPI Loss:	124	RECORD	PCT. RANK	GAMES	SCHEDULE	OF SCHEDULE	RPI	RPI	RPI	RPI
DIV. I ONLY	1- 5	301	1-5	221	110	303	303	28	28	
DIV. I NON-CONF.	1- 5	300	1-5	219	110	303	303	28	28	
TOTALS	RPI 1-25	RPI 26-50	W-L RECORDS	RPI 51-100	RPI 101-150	RPI 150+				
1- 5	0- 1	0- 0	OVERALL	0- 1	0- 1	1- 2				
1- 1	0- 0	0- 0	HOME	0- 0	0- 0	1- 1				
0- 4	0- 1	0- 0	AWAY	0- 1	0- 1	0- 1				
0- 0	0- 0	0- 0	NEUTRAL	0- 0	0- 0	0- 0				
1- 5	0- 1	0- 0	NON-CONFERENCE	0- 1	0- 1	1- 2				
1- 1	0- 0	0- 0	HOME	0- 0	0- 0	1- 1				
0- 4	0- 1	0- 0	AWAY	0- 1	0- 1	0- 1				
0- 0	0- 0	0- 0	NEUTRAL	0- 0	0- 0	0- 0				
0- 0	0- 0	0- 0	CONFERENCE	0- 0	0- 0	0- 0				
0- 0	0- 0	0- 0	HOME	0- 0	0- 0	0- 0				
0- 0	0- 0	0- 0	AWAY	0- 0	0- 0	0- 0				
0- 0	0- 0	0- 0	NEUTRAL	0- 0	0- 0	0- 0				

RPI 1-25			RPI 26-50			RPI 51-100			RPI 101+			Team's RPI: 303
RPI	S	Opponent	Score	RPI	S	Opponent	Score	RPI	S	Opponent	Score	
18	A	South Carolina	43 103					71	A	Wisconsin	67 85	
								145	A	South Fla.	29 80	
								187	A	Clemson	43 76	
								200	H	Samford	48 83	
								340	H	Jacksonville St.	68 63	
LAST 10 Division I												
				71	A	Wisconsin	67 85	145	A	South Fla.	29 80	
								200	H	Samford	48 83	
								340	H	Jacksonville St.	68 63	
								187	A	Clemson	43 76	
								18	A	South Carolina	43 103	

Non-Div I Games: Mobile 76 66 Paine 84 58

Alabama St.

■ Loss,
 ■ Non-Conf, S Site,
 ■ Home
 ■ Away
 N Neutral

Albany (NY)

Through Games Of Dec. 12, 2019

Average RPI Win:	273	WON-LOST	WINNING	LAST 10	STRENGTH OF	OPP. STRENGTH	TEAM	ADJ.	CONF.	ADJ CONF.
Average RPI Loss:	165	RECORD	PCT. RANK	GAMES	SCHEDULE	OF SCHEDULE	RPI	RPI	RPI	RPI
DIV. I ONLY	3- 6	228	3-6	307	179	292	292	27	27	
DIV. I NON-CONF.	3- 6	229	3-6	307	176	292	292	27	27	
TOTALS	RPI 1-25	RPI 26-50	W-L RECORDS	RPI 51-100	RPI 101-150	RPI 150+				
3- 6	0- 0	0- 0	OVERALL	0- 0	1- 3	2- 3				
1- 3	0- 0	0- 0	HOME	0- 0	1- 1	0- 2				
2- 3	0- 0	0- 0	AWAY	0- 0	0- 2	2- 1				
0- 0	0- 0	0- 0	NEUTRAL	0- 0	0- 0	0- 0				
3- 6	0- 0	0- 0	NON-CONFERENCE	0- 0	1- 3	2- 3				
1- 3	0- 0	0- 0	HOME	0- 0	1- 1	0- 2				
2- 3	0- 0	0- 0	AWAY	0- 0	0- 2	2- 1				
0- 0	0- 0	0- 0	NEUTRAL	0- 0	0- 0	0- 0				
0- 0	0- 0	0- 0	CONFERENCE	0- 0	0- 0	0- 0				
0- 0	0- 0	0- 0	HOME	0- 0	0- 0	0- 0				
0- 0	0- 0	0- 0	AWAY	0- 0	0- 0	0- 0				
0- 0	0- 0	0- 0	NEUTRAL	0- 0	0- 0	0- 0				

RPI 1-25				RPI 26-50				RPI 51-100				RPI 101+ Team's RPI: 292			
RPI	S	Opponent	Score	RPI	S	Opponent	Score	RPI	S	Opponent	Score	RPI	S	Opponent	Score
												104	A	Marist	52 76
												113	A	Syracuse	53 75
												130	H	Cornell	51 71
												148	H	Columbia	82 78
												192	A	Siena	46 52
												216	H	Boston U.	58 60
												232	H	Lafayette	47 54
												330	A	Canisius	70 53
												342	A	Central Conn. St.	73 63
LAST 10 Division I															
				192	A	Siena	46 52					113	A	Syracuse	53 75
				342	A	Central Conn. St.	73 63					104	A	Marist	52 76
				330	A	Canisius	70 53					130	H	Cornell	51 71
				232	H	Lafayette	47 54					148	H	Columbia	82 78
				216	H	Boston U.	58 60								

Non-Div I Games: FDU-Florham 81 21

Albany (NY)

Loss, Non-Conf, S Site, H Home A Away N Neutral

Average RPI Win:	341	WON-LOST	WINNING	LAST 10	STRENGTH OF	OPP. STRENGTH	TEAM	ADJ.	CONF.	ADJ CONF.
Average RPI Loss:	178	RECORD	PCT. RANK	GAMES	SCHEDULE	OF SCHEDULE	RPI	RPI	RPI	RPI
DIV. I ONLY	2- 6	277	2-6	319	206	317	317	28	28	
DIV. I NON-CONF.	2- 6	277	2-6	319	206	316	316	28	28	
TOTALS	RPI 1-25	RPI 26-50	W-L RECORDS	RPI 51-100	RPI 101-150	RPI 150+				
2- 6	0- 0	0- 0	OVERALL	0- 0	0- 3	2- 3				
1- 0	0- 0	0- 0	HOME	0- 0	0- 0	1- 0				
1- 4	0- 0	0- 0	AWAY	0- 0	0- 3	1- 1				
0- 2	0- 0	0- 0	NEUTRAL	0- 0	0- 0	0- 2				
2- 6	0- 0	0- 0	NON-CONFERENCE	0- 0	0- 3	2- 3				
1- 0	0- 0	0- 0	HOME	0- 0	0- 0	1- 0				
1- 4	0- 0	0- 0	AWAY	0- 0	0- 3	1- 1				
0- 2	0- 0	0- 0	NEUTRAL	0- 0	0- 0	0- 2				
0- 0	0- 0	0- 0	CONFERENCE	0- 0	0- 0	0- 0				
0- 0	0- 0	0- 0	HOME	0- 0	0- 0	0- 0				
0- 0	0- 0	0- 0	AWAY	0- 0	0- 0	0- 0				
0- 0	0- 0	0- 0	NEUTRAL	0- 0	0- 0	0- 0				

RPI 1-25				RPI 26-50				RPI 51-100				RPI 101+				Team's RPI: 317	
RPI	S	Opponent	Score	RPI	S	Opponent	Score	RPI	S	Opponent	Score	RPI	S	Opponent	Score		
												134	A	North Texas	31	67	
												142	A	SFA	62	67	
												144	A	Memphis	51	57	
												187	N	Clemson	46	77	
												198	A	UTEP	47	92	
												260	N	Ole Miss	55	73	
												332	A	Tennessee St.	62	57	
												350	H	Florida A&M	58	42	
LAST 10 Division I																	
				187	N	Clemson	46	77				350	H	Florida A&M	58	42	
				260	N	Ole Miss	55	73				142	A	SFA	62	67	
				332	A	Tennessee St.	62	57				144	A	Memphis	51	57	
				198	A	UTEP	47	92									
				134	A	North Texas	31	67									

Non-Div I Games: Tougaloo 85 61 Louisiana Col. 86 50

Alcorn

Loss, Non-Conf, S Site, H Home A Away N Neutral

Average RPI Win: 229	WON-LOST	WINNING	LAST 10	STRENGTH OF	OPP. STRENGTH	TEAM	ADJ.	CONF.	ADJ CONF.
Average RPI Loss: 142	RECORD	PCT. RANK	GAMES	SCHEDULE	OF SCHEDULE	RPI	RPI	RPI	RPI
DIV. I ONLY	2- 6	277	2-6	140	227	265	265	14	14
DIV. I NON-CONF.	2- 6	277	2-6	140	227	267	267	14	14
TOTALS	RPI 1-25	RPI 26-50	W-L RECORDS	RPI 51-100	RPI 101-150	RPI 150+			
2- 6	0- 0	0- 1	OVERALL	0- 1	0- 1	2- 3			
2- 1	0- 0	0- 1	HOME	0- 0	0- 0	2- 0			
0- 4	0- 0	0- 0	AWAY	0- 0	0- 1	0- 3			
0- 1	0- 0	0- 0	NEUTRAL	0- 1	0- 0	0- 0			
2- 6	0- 0	0- 1	NON-CONFERENCE	0- 1	0- 1	2- 3			
2- 1	0- 0	0- 1	HOME	0- 0	0- 0	2- 0			
0- 4	0- 0	0- 0	AWAY	0- 0	0- 1	0- 3			
0- 1	0- 0	0- 0	NEUTRAL	0- 1	0- 0	0- 0			
0- 0	0- 0	0- 0	CONFERENCE	0- 0	0- 0	0- 0			
0- 0	0- 0	0- 0	HOME	0- 0	0- 0	0- 0			
0- 0	0- 0	0- 0	AWAY	0- 0	0- 0	0- 0			
0- 0	0- 0	0- 0	NEUTRAL	0- 0	0- 0	0- 0			

RPI S	Opponent	Score	RPI S	Opponent	Score	RPI S	Opponent	Score	RPI S	Opponent	Score	Team's RPI: 265
42	H Minnesota	53 70	89	N Buffalo	55 73	106	A Ohio	69 81	157	H Villanova	76 54	
						173	A George Mason	55 73	186	A Saint Joseph's	51 72	
						256	A Towson	60 63	300	H High Point	56 48	
LAST 10 Division I												
256	A Towson	60 63	42	H Minnesota	53 70							
173	A George Mason	55 73	89	N Buffalo	55 73							
300	H High Point	56 48	186	A Saint Joseph's	51 72							
157	H Villanova	76 54										
106	A Ohio	69 81										

Non-Div I Games:

American

■ Loss,
 ■ Non-Conf,
 S Site,
 ■ Home
 ■ Away
 N Neutral

Average RPI Win:	305	WON-LOST	WINNING	LAST 10	STRENGTH OF	OPP. STRENGTH	TEAM	ADJ.	CONF.	ADJ CONF.
Average RPI Loss:	184	RECORD	PCT. RANK	GAMES	SCHEDULE	OF SCHEDULE	RPI	RPI	RPI	RPI
DIV. I ONLY	2- 5	253	2-5	305	202	306	306	23	23	
DIV. I NON-CONF.	2- 5	253	2-5	305	201	306	306	23	23	
TOTALS	RPI 1-25	RPI 26-50	W-L RECORDS	RPI 51-100	RPI 101-150	RPI 150+				
2- 5	0- 1	0- 0	OVERALL	0- 0	0- 0	2- 4				
1- 2	0- 0	0- 0	HOME	0- 0	0- 0	1- 2				
1- 3	0- 1	0- 0	AWAY	0- 0	0- 0	1- 2				
0- 0	0- 0	0- 0	NEUTRAL	0- 0	0- 0	0- 0				
2- 5	0- 1	0- 0	NON-CONFERENCE	0- 0	0- 0	2- 4				
1- 2	0- 0	0- 0	HOME	0- 0	0- 0	1- 2				
1- 3	0- 1	0- 0	AWAY	0- 0	0- 0	1- 2				
0- 0	0- 0	0- 0	NEUTRAL	0- 0	0- 0	0- 0				
0- 0	0- 0	0- 0	CONFERENCE	0- 0	0- 0	0- 0				
0- 0	0- 0	0- 0	HOME	0- 0	0- 0	0- 0				
0- 0	0- 0	0- 0	AWAY	0- 0	0- 0	0- 0				
0- 0	0- 0	0- 0	NEUTRAL	0- 0	0- 0	0- 0				

RPI 1-25				RPI 26-50				RPI 51-100				RPI 101+ Team's RPI: 306			
RPI	S	Opponent	Score	RPI	S	Opponent	Score	RPI	S	Opponent	Score	RPI	S	Opponent	Score
18	A	South Carolina	50 92									178	H	Gardner-Webb	56 67
												214	A	Elon	66 67
												248	A	VCU	38 66
												264	H	ETSU	61 67
												290	H	Mercer	77 68
												320	A	Wofford	54 51
LAST 10 Division I															
214	A	Elon	66 67	320	A	Wofford	54 51								
248	A	VCU	38 66	290	H	Mercer	77 68								
				264	H	ETSU	61 67								
				178	H	Gardner-Webb	56 67								
				18	A	South Carolina	50 92								

Non-Div I Games:

Appalachian St.

■ Loss,
 ■ Non-Conf, S Site,
 ■ Home
 ■ Away
 N Neutral

Average RPI Win:	212	WON-LOST	WINNING	LAST 10	STRENGTH OF	OPP. STRENGTH	TEAM	ADJ.	CONF.	ADJ CONF.
Average RPI Loss:	0	RECORD	PCT. RANK	GAMES	SCHEDULE	OF SCHEDULE	RPI	RPI	RPI	RPI
DIV. I ONLY	10- 0	1	10-0	300	104	60	60	1	1	
DIV. I NON-CONF.	10- 0	1	10-0	300	103	61	61	1	1	
TOTALS	RPI 1-25	RPI 26-50	W-L RECORDS	RPI 51-100	RPI 101-150	RPI 150+				
10- 0	0- 0	0- 0	OVERALL	0- 0	3- 0	7- 0				
6- 0	0- 0	0- 0	HOME	0- 0	2- 0	4- 0				
4- 0	0- 0	0- 0	AWAY	0- 0	1- 0	3- 0				
0- 0	0- 0	0- 0	NEUTRAL	0- 0	0- 0	0- 0				
10- 0	0- 0	0- 0	NON-CONFERENCE	0- 0	3- 0	7- 0				
6- 0	0- 0	0- 0	HOME	0- 0	2- 0	4- 0				
4- 0	0- 0	0- 0	AWAY	0- 0	1- 0	3- 0				
0- 0	0- 0	0- 0	NEUTRAL	0- 0	0- 0	0- 0				
0- 0	0- 0	0- 0	CONFERENCE	0- 0	0- 0	0- 0				
0- 0	0- 0	0- 0	HOME	0- 0	0- 0	0- 0				
0- 0	0- 0	0- 0	AWAY	0- 0	0- 0	0- 0				
0- 0	0- 0	0- 0	NEUTRAL	0- 0	0- 0	0- 0				

RPI 1-25				RPI 26-50				RPI 51-100				Team's RPI: 60		RPI 101+			
RPI	S	Opponent	Score	RPI	S	Opponent	Score	RPI	S	Opponent	Score			RPI	S	Opponent	Score
														117	H	North Dakota	74 42
														121	H	Santa Clara	65 52
														129	A	Texas	83 58
														158	H	Monmouth	86 34
														198	A	UTEP	54 43
														226	A	Montana	77 42
														254	H	Prairie View	83 48
														262	H	UC Riverside	70 27
														323	A	Chicago St.	82 50
														332	H	Tennessee St.	77 42
LAST 10 Division I																	
				332	H	Tennessee St.	77 42					262	H	UC Riverside	70 27		
				198	A	UTEP	54 43					226	A	Montana	77 42		
				158	H	Monmouth	86 34					254	H	Prairie View	83 48		
				121	H	Santa Clara	65 52					129	A	Texas	83 58		
				117	H	North Dakota	74 42					323	A	Chicago St.	82 50		

Non-Div I Games:

Arizona

Average RPI Win:	212	WON-LOST	WINNING	LAST 10	STRENGTH OF	OPP. STRENGTH	TEAM	ADJ.	CONF.	ADJ CONF.
Average RPI Loss:	34	RECORD	PCT. RANK	GAMES	SCHEDULE	OF SCHEDULE	RPI	RPI	RPI	RPI
DIV. I ONLY	7- 2	50	7-2	189	97	81	81	1	1	
DIV. I NON-CONF.	7- 2	51	7-2	189	96	81	81	1	1	
TOTALS	RPI 1-25	RPI 26-50	W-L RECORDS	RPI 51-100	RPI 101-150	RPI 150+				
7- 2	0- 1	0- 1	OVERALL	1- 0	0- 0	6- 0				
5- 0	0- 0	0- 0	HOME	0- 0	0- 0	5- 0				
0- 1	0- 0	0- 1	AWAY	0- 0	0- 0	0- 0				
2- 1	0- 1	0- 0	NEUTRAL	1- 0	0- 0	1- 0				
7- 2	0- 1	0- 1	NON-CONFERENCE	1- 0	0- 0	6- 0				
5- 0	0- 0	0- 0	HOME	0- 0	0- 0	5- 0				
0- 1	0- 0	0- 1	AWAY	0- 0	0- 0	0- 0				
2- 1	0- 1	0- 0	NEUTRAL	1- 0	0- 0	1- 0				
0- 0	0- 0	0- 0	CONFERENCE	0- 0	0- 0	0- 0				
0- 0	0- 0	0- 0	HOME	0- 0	0- 0	0- 0				
0- 0	0- 0	0- 0	AWAY	0- 0	0- 0	0- 0				
0- 0	0- 0	0- 0	NEUTRAL	0- 0	0- 0	0- 0				

RPI 1-25				RPI 26-50				RPI 51-100				Team's RPI: 81		RPI 101+			
RPI	S	Opponent	Score	RPI	S	Opponent	Score	RPI	S	Opponent	Score			RPI	S	Opponent	Score
25	N	Purdue	52 59	42	A	Minnesota	66 80	70	N	Middle Tenn.	61 60			160	H	BYU	60 52
														179	H	Idaho St.	74 69
														237	N	Maine	57 31
														249	H	Army West Point	83 51
														288	H	Air Force	87 56
														299	H	Cal Poly	66 41
LAST 10 Division I																	
				179	H	Idaho St.	74 69	25	N	Purdue	52 59						
				160	H	BYU	60 52	237	N	Maine	57 31						
				70	N	Middle Tenn.	61 60	299	H	Cal Poly	66 41						
				288	H	Air Force	87 56	42	A	Minnesota	66 80						
								249	H	Army West Point	83 51						

Non-Div I Games:

Arizona St.

Average RPI Win:	0	WON-LOST	WINNING	LAST 10	STRENGTH OF	OPP. STRENGTH	TEAM	ADJ.	CONF.	ADJ CONF.
Average RPI Loss:	165	RECORD	PCT. RANK	GAMES	SCHEDULE	OF SCHEDULE	RPI	RPI	RPI	RPI
DIV. I ONLY	0- 7	334	0-7	86	294	304	304	28	28	
DIV. I NON-CONF.	0- 7	334	0-7	86	294	304	304	28	28	
TOTALS	RPI 1-25	RPI 26-50	W-L RECORDS	RPI 51-100	RPI 101-150	RPI 150+				
0- 7	0- 0	0- 0	OVERALL	0- 1	0- 2	0- 4				
0- 0	0- 0	0- 0	HOME	0- 0	0- 0	0- 0				
0- 7	0- 0	0- 0	AWAY	0- 1	0- 2	0- 4				
0- 0	0- 0	0- 0	NEUTRAL	0- 0	0- 0	0- 0				
0- 7	0- 0	0- 0	NON-CONFERENCE	0- 1	0- 2	0- 4				
0- 0	0- 0	0- 0	HOME	0- 0	0- 0	0- 0				
0- 7	0- 0	0- 0	AWAY	0- 1	0- 2	0- 4				
0- 0	0- 0	0- 0	NEUTRAL	0- 0	0- 0	0- 0				
0- 0	0- 0	0- 0	CONFERENCE	0- 0	0- 0	0- 0				
0- 0	0- 0	0- 0	HOME	0- 0	0- 0	0- 0				
0- 0	0- 0	0- 0	AWAY	0- 0	0- 0	0- 0				
0- 0	0- 0	0- 0	NEUTRAL	0- 0	0- 0	0- 0				

RPI 1-25				RPI 26-50				RPI 51-100				RPI 101+				Team's RPI: 304	
RPI	S	Opponent	Score	RPI	S	Opponent	Score	RPI	S	Opponent	Score	RPI	S	Opponent	Score		
								85	A	Washington St.	56	85	127	A	Iowa St.	40	90
												133	A	Illinois	50	65	
												153	A	Coastal Caro.	69	76	
												171	A	Milwaukee	55	69	
												223	A	Tennessee	51	92	
												261	A	Arkansas St.	60	81	
LAST 10 Division I																	
				261	A	Arkansas St.	60	81		133	A	Illinois	50	65			
				85	A	Washington St.	56	85		171	A	Milwaukee	55	69			
				127	A	Iowa St.	40	90		153	A	Coastal Caro.	69	76			
				223	A	Tennessee	51	92									

Non-Div I Games:

Ark.-Pine Bluff

Average RPI Win: 187		WON-LOST	WINNING	LAST 10	STRENGTH OF	OPP. STRENGTH	TEAM	ADJ.	CONF.	ADJ CONF.
Average RPI Loss: 61		RECORD	PCT. RANK	GAMES	SCHEDULE	OF SCHEDULE	RPI	RPI	RPI	RPI
DIV. I ONLY		9- 1	15	9-1	145	124	31	31	7	7
DIV. I NON-CONF.		9- 1	15	9-1	145	125	31	31	7	7
TOTALS		RPI 1-25	RPI 26-50		W-L RECORDS		RPI 51-100	RPI 101-150	RPI 150+	
9- 1	0- 0	0- 0		OVERALL		1- 1	3- 0	5- 0		
7- 0	0- 0	0- 0		HOME		0- 0	2- 0	5- 0		
0- 1	0- 0	0- 0		AWAY		0- 1	0- 0	0- 0		
2- 0	0- 0	0- 0		NEUTRAL		1- 0	1- 0	0- 0		
9- 1	0- 0	0- 0		NON-CONFERENCE		1- 1	3- 0	5- 0		
7- 0	0- 0	0- 0		HOME		0- 0	2- 0	5- 0		
0- 1	0- 0	0- 0		AWAY		0- 1	0- 0	0- 0		
2- 0	0- 0	0- 0		NEUTRAL		1- 0	1- 0	0- 0		
0- 0	0- 0	0- 0		CONFERENCE		0- 0	0- 0	0- 0		
0- 0	0- 0	0- 0		HOME		0- 0	0- 0	0- 0		
0- 0	0- 0	0- 0		AWAY		0- 0	0- 0	0- 0		
0- 0	0- 0	0- 0		NEUTRAL		0- 0	0- 0	0- 0		

RPI 1-25				RPI 26-50				Team's RPI: 31				RPI 51-100				RPI 101+			
RPI	S	Opponent	Score	RPI	S	Opponent	Score	RPI	S	Opponent	Score	RPI	S	Opponent	Score	RPI	S	Opponent	Score
								61	A	California	80 84	123	H	Stony Brook	88 58				
								71	N	Wisconsin	68 64					131	N	Fordham	71 59
												146	H	New Orleans	82 52				
												156	H	Belmont	91 60				
												229	H	Oral Roberts	96 64				
												241	H	Tulsa	91 41				
												263	H	Kansas St.	81 72				
												319	H	McNeese	101 58				
LAST 10 Division I																			
				71	N	Wisconsin	68 64	241	H	Tulsa	91 41								
				131	N	Fordham	71 59	263	H	Kansas St.	81 72								
				61	A	California	80 84	229	H	Oral Roberts	96 64								
				156	H	Belmont	91 60	319	H	McNeese	101 58								
				123	H	Stony Brook	88 58	146	H	New Orleans	82 52								

Non-Div I Games:

Arkansas

■ Loss, ■ Non-Conf, S Site, H Home A Away N Neutral

Average RPI Win:	309	WON-LOST	WINNING	LAST 10	STRENGTH OF	OPP. STRENGTH	TEAM	ADJ.	CONF.	ADJ CONF.
Average RPI Loss:	121	RECORD	PCT. RANK	GAMES	SCHEDULE	OF SCHEDULE	RPI	RPI	RPI	RPI
DIV. I ONLY	2- 5	253	2-5	228	183	261	261	23	23	
DIV. I NON-CONF.	2- 5	253	2-5	227	182	262	262	23	23	
TOTALS	RPI 1-25	RPI 26-50	W-L RECORDS	RPI 51-100	RPI 101-150	RPI 150+				
2- 5	0- 1	0- 0	OVERALL	0- 1	0- 1	2- 2				
1- 1	0- 0	0- 0	HOME	0- 0	0- 0	1- 1				
1- 3	0- 1	0- 0	AWAY	0- 0	0- 1	1- 1				
0- 1	0- 0	0- 0	NEUTRAL	0- 1	0- 0	0- 0				
2- 5	0- 1	0- 0	NON-CONFERENCE	0- 1	0- 1	2- 2				
1- 1	0- 0	0- 0	HOME	0- 0	0- 0	1- 1				
1- 3	0- 1	0- 0	AWAY	0- 0	0- 1	1- 1				
0- 1	0- 0	0- 0	NEUTRAL	0- 1	0- 0	0- 0				
0- 0	0- 0	0- 0	CONFERENCE	0- 0	0- 0	0- 0				
0- 0	0- 0	0- 0	HOME	0- 0	0- 0	0- 0				
0- 0	0- 0	0- 0	AWAY	0- 0	0- 0	0- 0				
0- 0	0- 0	0- 0	NEUTRAL	0- 0	0- 0	0- 0				

RPI 1-25				RPI 26-50				RPI 51-100				RPI 101+				Team's RPI: 261	
RPI	S	Opponent	Score	RPI	S	Opponent	Score	RPI	S	Opponent	Score	RPI	S	Opponent	Score		
6	A	DePaul	64 109					83	N	N.C. A&T	50 55	108	A	Murray St.	62 77		
												166	H	Southeast Mo. St.	67 79		
												241	A	Tulsa	77 79		
												304	H	Ark.-Pine Bluff	81 60		
												314	A	San Diego St.	71 62		
LAST 10 Division I																	
				108	A	Murray St.	62 77					304	H	Ark.-Pine Bluff	81 60		
				83	N	N.C. A&T	50 55					314	A	San Diego St.	71 62		
				6	A	DePaul	64 109										
				166	H	Southeast Mo. St.	67 79										
				241	A	Tulsa	77 79										

Non-Div I Games: Central Baptist 88 63

Arkansas St.

Army West Point

Through Games Of Dec. 12, 2019

Average RPI Win:	321	WON-LOST	WINNING	LAST 10	STRENGTH OF	OPP. STRENGTH	TEAM	ADJ.	CONF.	ADJ CONF.
Average RPI Loss:	127	RECORD	PCT. RANK	GAMES	SCHEDULE	OF SCHEDULE	RPI	RPI	RPI	RPI
DIV. I ONLY	3- 6	228	3-6	205	267	249	249	14	14	
DIV. I NON-CONF.	3- 6	229	3-6	205	268	250	250	14	14	
TOTALS	RPI 1-25	RPI 26-50	W-L RECORDS	RPI 51-100	RPI 101-150	RPI 150+				
3- 6	0- 0	0- 1	OVERALL	0- 2	0- 1	3- 2				
1- 3	0- 0	0- 1	HOME	0- 0	0- 1	1- 1				
2- 3	0- 0	0- 0	AWAY	0- 2	0- 0	2- 1				
0- 0	0- 0	0- 0	NEUTRAL	0- 0	0- 0	0- 0				
3- 6	0- 0	0- 1	NON-CONFERENCE	0- 2	0- 1	3- 2				
1- 3	0- 0	0- 1	HOME	0- 0	0- 1	1- 1				
2- 3	0- 0	0- 0	AWAY	0- 2	0- 0	2- 1				
0- 0	0- 0	0- 0	NEUTRAL	0- 0	0- 0	0- 0				
0- 0	0- 0	0- 0	CONFERENCE	0- 0	0- 0	0- 0				
0- 0	0- 0	0- 0	HOME	0- 0	0- 0	0- 0				
0- 0	0- 0	0- 0	AWAY	0- 0	0- 0	0- 0				
0- 0	0- 0	0- 0	NEUTRAL	0- 0	0- 0	0- 0				

RPI 1-25				RPI 26-50				RPI 51-100				RPI 101+ Team's RPI: 249			
RPI	S	Opponent	Score	RPI	S	Opponent	Score	RPI	S	Opponent	Score	RPI	S	Opponent	Score
				30	H	TCU	52 66	81	A	Arizona St.	51 83	148	H	Columbia	62 71
								84	A	St. John's (NY)	60 96	172	H	William & Mary	65 77
												247	A	St. Francis Brooklyn	64 70
												288	A	Air Force	68 66
												336	H	LIU Brooklyn	67 60
												339	A	Fairleigh Dickinson	70 68
LAST 10 Division I															
				247	A	St. Francis Brooklyn	64 70	84	A	St. John's (NY)	60 96				
				288	A	Air Force	68 66	336	H	LIU Brooklyn	67 60				
				81	A	Arizona St.	51 83	339	A	Fairleigh Dickinson	70 68				
				172	H	William & Mary	65 77	30	H	TCU	52 66				
								148	H	Columbia	62 71				

Non-Div I Games:

Army West Point

Loss, Non-Conf, S Site, H Home A Away N Neutral

Average RPI Win:	230	WON-LOST	WINNING	LAST 10	STRENGTH OF	OPP. STRENGTH	TEAM	ADJ.	CONF.	ADJ CONF.
Average RPI Loss:	79	RECORD	PCT. RANK	GAMES	SCHEDULE	OF SCHEDULE	RPI	RPI	RPI	RPI
DIV. I ONLY	4- 5	188	4-5	52	178	115	115	7	7	
DIV. I NON-CONF.	4- 5	188	4-5	52	175	115	115	7	7	
TOTALS	RPI 1-25	RPI 26-50	W-L RECORDS	RPI 51-100	RPI 101-150	RPI 150+				
4- 5	0- 1	0- 1	OVERALL	0- 2	0- 0	4- 1				
2- 1	0- 0	0- 0	HOME	0- 1	0- 0	2- 0				
1- 2	0- 0	0- 1	AWAY	0- 0	0- 0	1- 1				
1- 2	0- 1	0- 0	NEUTRAL	0- 1	0- 0	1- 0				
4- 5	0- 1	0- 1	NON-CONFERENCE	0- 2	0- 0	4- 1				
2- 1	0- 0	0- 0	HOME	0- 1	0- 0	2- 0				
1- 2	0- 0	0- 1	AWAY	0- 0	0- 0	1- 1				
1- 2	0- 1	0- 0	NEUTRAL	0- 1	0- 0	1- 0				
0- 0	0- 0	0- 0	CONFERENCE	0- 0	0- 0	0- 0				
0- 0	0- 0	0- 0	HOME	0- 0	0- 0	0- 0				
0- 0	0- 0	0- 0	AWAY	0- 0	0- 0	0- 0				
0- 0	0- 0	0- 0	NEUTRAL	0- 0	0- 0	0- 0				

RPI 1-25				RPI 26-50				RPI 51-100				RPI 101+ Team's RPI: 115			
RPI	S	Opponent	Score	RPI	S	Opponent	Score	RPI	S	Opponent	Score	RPI	S	Opponent	Score
21	N	Drake	82 83	30	A	TCU	65 80	53	H	Old Dominion	77 89	155	N	Dayton	76 74
								70	N	Middle Tenn.	50 73	186	H	Saint Joseph's	66 62
												222	A	UAB	75 80
												259	A	South Alabama	82 62
												320	H	Wofford	84 82
LAST 10 Division I															
30	A	TCU	65 80	259	A	South Alabama	82 62	21	N	Drake	82 83				
222	A	UAB	75 80					155	N	Dayton	76 74				
53	H	Old Dominion	77 89					70	N	Middle Tenn.	50 73				
320	H	Wofford	84 82					186	H	Saint Joseph's	66 62				

Non-Div I Games:

Auburn

Average RPI Win: 316		WON-LOST	WINNING	LAST 10	STRENGTH OF	OPP. STRENGTH	TEAM	ADJ.	CONF.	ADJ CONF.
Average RPI Loss: 87		RECORD	PCT. RANK	GAMES	SCHEDULE	OF SCHEDULE	RPI	RPI	RPI	RPI
DIV. I ONLY		3- 2	120	3-2	256	263	136	136	22	22
DIV. I NON-CONF.		3- 2	120	3-2	255	264	135	135	22	22
TOTALS		RPI 1-25	RPI 26-50	W-L RECORDS	RPI 51-100	RPI 101-150	RPI 150+			
3- 2	0- 0		0- 1	OVERALL	0- 0	0- 1	3- 0			
1- 0	0- 0		0- 0	HOME	0- 0	0- 0	1- 0			
2- 2	0- 0		0- 1	AWAY	0- 0	0- 1	2- 0			
0- 0	0- 0		0- 0	NEUTRAL	0- 0	0- 0	0- 0			
3- 2	0- 0		0- 1	NON-CONFERENCE	0- 0	0- 1	3- 0			
1- 0	0- 0		0- 0	HOME	0- 0	0- 0	1- 0			
2- 2	0- 0		0- 1	AWAY	0- 0	0- 1	2- 0			
0- 0	0- 0		0- 0	NEUTRAL	0- 0	0- 0	0- 0			
0- 0	0- 0		0- 0	CONFERENCE	0- 0	0- 0	0- 0			
0- 0	0- 0		0- 0	HOME	0- 0	0- 0	0- 0			
0- 0	0- 0		0- 0	AWAY	0- 0	0- 0	0- 0			
0- 0	0- 0		0- 0	NEUTRAL	0- 0	0- 0	0- 0			

RPI 1-25				RPI 26-50				RPI 51-100				RPI 101+				Team's RPI: 136	
RPI	S	Opponent	Score	RPI	S	Opponent	Score	RPI	S	Opponent	Score	RPI	S	Opponent	Score		
				40	A	Kentucky	52 81					133	A	Illinois	62 76		
												293	A	Chattanooga	50 49		
												321	H	Evansville	80 64		
												334	A	Mississippi Val.	100 82		
LAST 10 Division I																	
				40	A	Kentucky	52 81	321	H	Evansville	80 64						
				293	A	Chattanooga	50 49	334	A	Mississippi Val.	100 82						
								133	A	Illinois	62 76						

Non-Div I Games:	Christian Bros.	82	62	Ky. Wesleyan	103	70
------------------	-----------------	----	----	--------------	-----	----

Austin Peay

■ Loss, ■ Non-Conf, S Site, H Home A Away N Neutral

BYU

Non-Div I Games: Tex. A&M-Kingsville90 38

■ Loss, ■ Non-Conf, S Site, H Home A Away N Neutral

RPI 1-25				RPI 26-50				RPI 51-100				RPI 101+			
RPI	S	Opponent	Score	RPI	S	Opponent	Score	RPI	S	Opponent	Score	RPI	S	Opponent	Score
				38	H	Western Ky.	86 91	71	N	Wisconsin	56 67	101	N	Lehigh	54 52
								74	A	IUPUI	48 65	147	A	Cincinnati	56 63
								79	H	Butler	74 70	258	H	Xavier	70 49
												337	A	Purdue Fort Wayne	83 52
LAST 10 Division I															
				38	H	Western Ky.	86 91	71	N	Wisconsin	56 67				
				337	A	Purdue Fort Wayne	83 52	101	N	Lehigh	54 52				
				74	A	IUPUI	48 65	79	H	Butler	74 70				
								258	H	Xavier	70 49				
								147	A	Cincinnati	56 63				

Ball St.

Average RPI Win:	160	WON-LOST	WINNING	LAST 10	STRENGTH OF	OPP. STRENGTH	TEAM	ADJ.	CONF.	ADJ CONF.
Average RPI Loss:	18	RECORD	PCT. RANK	GAMES	SCHEDULE	OF SCHEDULE	RPI	RPI	RPI	RPI
DIV. I ONLY	8- 1	21	8-1	105	46	29	29	5	5	
DIV. I NON-CONF.	8- 1	21	8-1	105	46	29	29	5	5	
TOTALS	RPI 1-25	RPI 26-50	W-L RECORDS	RPI 51-100	RPI 101-150	RPI 150+				
8- 1	1- 1	0- 0	OVERALL	2- 0	1- 0	4- 0				
6- 0	0- 0	0- 0	HOME	1- 0	1- 0	4- 0				
0- 0	0- 0	0- 0	AWAY	0- 0	0- 0	0- 0				
2- 1	1- 1	0- 0	NEUTRAL	1- 0	0- 0	0- 0				
8- 1	1- 1	0- 0	NON-CONFERENCE	2- 0	1- 0	4- 0				
6- 0	0- 0	0- 0	HOME	1- 0	1- 0	4- 0				
0- 0	0- 0	0- 0	AWAY	0- 0	0- 0	0- 0				
2- 1	1- 1	0- 0	NEUTRAL	1- 0	0- 0	0- 0				
0- 0	0- 0	0- 0	CONFERENCE	0- 0	0- 0	0- 0				
0- 0	0- 0	0- 0	HOME	0- 0	0- 0	0- 0				
0- 0	0- 0	0- 0	AWAY	0- 0	0- 0	0- 0				
0- 0	0- 0	0- 0	NEUTRAL	0- 0	0- 0	0- 0				

RPI 1-25				RPI 26-50		Team's RPI: 29		RPI 51-100				RPI 101+			
RPI	S	Opponent	Score	RPI	S	Opponent	Score	RPI	S	Opponent	Score	RPI	S	Opponent	Score
13	N	Indiana	77 62					52	H	Georgia	72 38	145	H	South Fla.	58 46
18	N	South Carolina	59 74					85	N	Washington St.	89 66	154	H	Lamar University	90 28
												236	H	Houston Baptist	112 42
												253	H	Grambling	120 46
												338	H	New Hampshire	97 29
LAST 10 Division I															
				52	H	Georgia	72 38	85	N	Washington St.	89 66				
				18	N	South Carolina	59 74	154	H	Lamar University	90 28				
				13	N	Indiana	77 62	145	H	South Fla.	58 46				
				338	H	New Hampshire	97 29	236	H	Houston Baptist	112 42				
								253	H	Grambling	120 46				

Non-Div I Games:

Baylor

Average RPI Win:	237	WON-LOST	WINNING	LAST 10	STRENGTH OF	OPP. STRENGTH	TEAM	ADJ.	CONF.	ADJ CONF.
Average RPI Loss:	85	RECORD	PCT. RANK	GAMES	SCHEDULE	OF SCHEDULE	RPI	RPI	RPI	RPI
DIV. I ONLY	4- 5	188	4-5	118	174	156	156	22	22	
DIV. I NON-CONF.	4- 5	188	4-5	118	171	155	155	22	22	
TOTALS	RPI 1-25	RPI 26-50	W-L RECORDS	RPI 51-100	RPI 101-150	RPI 150+				
4- 5	0- 0	0- 4	OVERALL	1- 0	0- 0	3- 1				
3- 0	0- 0	0- 0	HOME	1- 0	0- 0	2- 0				
1- 3	0- 0	0- 2	AWAY	0- 0	0- 0	1- 1				
0- 2	0- 0	0- 2	NEUTRAL	0- 0	0- 0	0- 0				
4- 5	0- 0	0- 4	NON-CONFERENCE	1- 0	0- 0	3- 1				
3- 0	0- 0	0- 0	HOME	1- 0	0- 0	2- 0				
1- 3	0- 0	0- 2	AWAY	0- 0	0- 0	1- 1				
0- 2	0- 0	0- 2	NEUTRAL	0- 0	0- 0	0- 0				
0- 0	0- 0	0- 0	CONFERENCE	0- 0	0- 0	0- 0				
0- 0	0- 0	0- 0	HOME	0- 0	0- 0	0- 0				
0- 0	0- 0	0- 0	AWAY	0- 0	0- 0	0- 0				
0- 0	0- 0	0- 0	NEUTRAL	0- 0	0- 0	0- 0				

RPI S	Opponent	Score	RPI S	Opponent	Score	RPI S	Opponent	Score	RPI S	Opponent	Score	Team's RPI: 156
31	A Arkansas	60 91	38	A Western Ky.	46 77	99	H UCF	72 37	252	H Northern Ky.	62 45	
41	N Maryland	26 90	43	N Virginia Tech	58 60				274	A Toledo	48 53	
									293	H Chattanooga	63 50	
									305	A Lipscomb	69 68	
LAST 10 Division I												
305	A Lipscomb	69 68	31	A Arkansas	60 91							
274	A Toledo	48 53	252	H Northern Ky.	62 45							
41	N Maryland	26 90	38	A Western Ky.	46 77							
43	N Virginia Tech	58 60	99	H UCF	72 37							
			293	H Chattanooga	63 50							

Non-Div I Games:

Belmont

Average RPI Win: 279		WON-LOST	WINNING	LAST 10	STRENGTH OF	OPP. STRENGTH	TEAM	ADJ.	CONF.	ADJ CONF.
Average RPI Loss: 46		RECORD	PCT. RANK	GAMES	SCHEDULE	OF SCHEDULE	RPI	RPI	RPI	RPI
DIV. I ONLY		4- 1	45	4-1	334	126	194	194	31	31
DIV. I NON-CONF.		4- 1	46	4-1	334	127	192	192	31	31
TOTALS	RPI 1-25		RPI 26-50		W-L RECORDS	RPI 51-100	RPI 101-150		RPI 150+	
4- 1	0- 0		0- 1		OVERALL	0- 0	0- 0		4- 0	
1- 1	0- 0		0- 1		HOME	0- 0	0- 0		1- 0	
3- 0	0- 0		0- 0		AWAY	0- 0	0- 0		3- 0	
0- 0	0- 0		0- 0		NEUTRAL	0- 0	0- 0		0- 0	
4- 1	0- 0		0- 1		NON-CONFERENCE	0- 0	0- 0		4- 0	
1- 1	0- 0		0- 1		HOME	0- 0	0- 0		1- 0	
3- 0	0- 0		0- 0		AWAY	0- 0	0- 0		3- 0	
0- 0	0- 0		0- 0		NEUTRAL	0- 0	0- 0		0- 0	
0- 0	0- 0		0- 0		CONFERENCE	0- 0	0- 0		0- 0	
0- 0	0- 0		0- 0		HOME	0- 0	0- 0		0- 0	
0- 0	0- 0		0- 0		AWAY	0- 0	0- 0		0- 0	
0- 0	0- 0		0- 0		NEUTRAL	0- 0	0- 0		0- 0	

[illegible]

Non-Div I Games:	Edward Waters	79	46	Palm Beach Atl.	68	45
------------------	---------------	----	----	-----------------	----	----

Bethune-Cookman

■ Loss, ■ Non-Conf, S Site, H Home A Away N Neutral

Binghamton

Through Games Of Dec. 12, 2019

Average RPI Win:	225	WON-LOST	WINNING	LAST 10	STRENGTH OF	OPP. STRENGTH	TEAM	ADJ.	CONF.	ADJ CONF.
Average RPI Loss:	0	RECORD	PCT. RANK	GAMES	SCHEDULE	OF SCHEDULE	RPI	RPI	RPI	RPI
DIV. I ONLY	8- 0	1	8-0	333	36	90	90	27	27	
DIV. I NON-CONF.	8- 0	1	8-0	333	36	90	90	27	27	
TOTALS	RPI 1-25	RPI 26-50	W-L RECORDS	RPI 51-100	RPI 101-150	RPI 150+				
8- 0	0- 0	0- 0	OVERALL	0- 0	1- 0	7- 0				
4- 0	0- 0	0- 0	HOME	0- 0	0- 0	4- 0				
4- 0	0- 0	0- 0	AWAY	0- 0	1- 0	3- 0				
0- 0	0- 0	0- 0	NEUTRAL	0- 0	0- 0	0- 0				
8- 0	0- 0	0- 0	NON-CONFERENCE	0- 0	1- 0	7- 0				
4- 0	0- 0	0- 0	HOME	0- 0	0- 0	4- 0				
4- 0	0- 0	0- 0	AWAY	0- 0	1- 0	3- 0				
0- 0	0- 0	0- 0	NEUTRAL	0- 0	0- 0	0- 0				
0- 0	0- 0	0- 0	CONFERENCE	0- 0	0- 0	0- 0				
0- 0	0- 0	0- 0	HOME	0- 0	0- 0	0- 0				
0- 0	0- 0	0- 0	AWAY	0- 0	0- 0	0- 0				
0- 0	0- 0	0- 0	NEUTRAL	0- 0	0- 0	0- 0				

RPI 1-25				RPI 26-50				RPI 51-100				Team's RPI: 90		RPI 101+			
RPI	S	Opponent	Score	RPI	S	Opponent	Score	RPI	S	Opponent	Score			RPI	S	Opponent	Score
														130	A	Cornell	59 56
														182	A	Delaware St.	75 66
														192	A	Siena	89 62
														197	H	Eastern Mich.	78 67
														232	H	Lafayette	74 64
														240	H	Niagara	74 55
														291	H	St. Bonaventure	78 67
														339	A	Fairleigh Dickinson	60 48
LAST 10 Division I																	
				240	H	Niagara	74 55					130	A	Cornell		59 56	
				232	H	Lafayette	74 64					197	H	Eastern Mich.		78 67	
				192	A	Siena	89 62					291	H	St. Bonaventure		78 67	
												339	A	Fairleigh Dickinson		60 48	
												182	A	Delaware St.		75 66	

Non-Div I Games: Bloomsburg 70 45

Binghamton

Loss, Non-Conf, S Site, H Home A Away N Neutral

Average RPI Win:	213	WON-LOST	WINNING	LAST 10	STRENGTH OF	OPP. STRENGTH	TEAM	ADJ.	CONF.	ADJ CONF.
Average RPI Loss:	31	RECORD	PCT. RANK	GAMES	SCHEDULE	OF SCHEDULE	RPI	RPI	RPI	RPI
DIV. I ONLY	6- 4	120	6-4	57	83	72	72	21	21	
DIV. I NON-CONF.	4- 4	162	4-4	46	64	93	93	21	21	
TOTALS	RPI 1-25	RPI 26-50	W-L RECORDS	RPI 51-100	RPI 101-150	RPI 150+				
6- 4	0- 2	0- 1	OVERALL	1- 1	0- 0	5- 0				
4- 2	0- 1	0- 0	HOME	1- 1	0- 0	3- 0				
2- 2	0- 1	0- 1	AWAY	0- 0	0- 0	2- 0				
0- 0	0- 0	0- 0	NEUTRAL	0- 0	0- 0	0- 0				
4- 4	0- 2	0- 1	NON-CONFERENCE	0- 1	0- 0	4- 0				
3- 2	0- 1	0- 0	HOME	0- 1	0- 0	3- 0				
1- 2	0- 1	0- 1	AWAY	0- 0	0- 0	1- 0				
0- 0	0- 0	0- 0	NEUTRAL	0- 0	0- 0	0- 0				
2- 0	0- 0	0- 0	CONFERENCE	1- 0	0- 0	1- 0				
1- 0	0- 0	0- 0	HOME	1- 0	0- 0	0- 0				
1- 0	0- 0	0- 0	AWAY	0- 0	0- 0	1- 0				
0- 0	0- 0	0- 0	NEUTRAL	0- 0	0- 0	0- 0				

RPI 1-25				RPI 26-50				RPI 51-100 Team's RPI: 72				RPI 101+			
RPI	S	Opponent	Score	RPI	S	Opponent	Score	RPI	S	Opponent	Score	RPI	S	Opponent	Score
2	H	Missouri St.	69 72	30	A	TCU	65 77	85	H	Washington St.	68 80	160	H	BYU	66 55
5	A	Louisville	82 98					96	H	New Mexico	83 82	175	H	Portland St.	82 57
												222	A	UAB	83 81
												286	A	Colorado St.	72 69
												341	H	Utah Valley	77 69
LAST 10 Division I															
160	H	BYU	66 55	96	H	New Mexico	83 82								
286	A	Colorado St.	72 69	30	A	TCU	65 77								
222	A	UAB	83 81	341	H	Utah Valley	77 69								
2	H	Missouri St.	69 72	5	A	Louisville	82 98								
175	H	Portland St.	82 57	85	H	Washington St.	68 80								

Non-Div I Games: Lewis-Clark St. 88 34

Boise St.

Average RPI Win:	210	WON-LOST	WINNING	LAST 10	STRENGTH OF	OPP. STRENGTH	TEAM	ADJ.	CONF.	ADJ CONF.
Average RPI Loss:	47	RECORD	PCT. RANK	GAMES	SCHEDULE	OF SCHEDULE	RPI	RPI	RPI	RPI
DIV. I ONLY	5- 5	163	5-5	70	67	88	88	3	3	
DIV. I NON-CONF.	5- 4	145	5-4	79	105	86	86	3	3	
TOTALS	RPI 1-25	RPI 26-50	W-L RECORDS	RPI 51-100	RPI 101-150	RPI 150+				
5- 5	0- 2	0- 1	OVERALL	0- 1	1- 1	4- 0				
4- 0	0- 0	0- 0	HOME	0- 0	1- 0	3- 0				
0- 4	0- 2	0- 0	AWAY	0- 1	0- 1	0- 0				
1- 1	0- 0	0- 1	NEUTRAL	0- 0	0- 0	1- 0				
5- 4	0- 1	0- 1	NON-CONFERENCE	0- 1	1- 1	4- 0				
4- 0	0- 0	0- 0	HOME	0- 0	1- 0	3- 0				
0- 3	0- 1	0- 0	AWAY	0- 1	0- 1	0- 0				
1- 1	0- 0	0- 1	NEUTRAL	0- 0	0- 0	1- 0				
0- 1	0- 1	0- 0	CONFERENCE	0- 0	0- 0	0- 0				
0- 0	0- 0	0- 0	HOME	0- 0	0- 0	0- 0				
0- 1	0- 1	0- 0	AWAY	0- 0	0- 0	0- 0				
0- 0	0- 0	0- 0	NEUTRAL	0- 0	0- 0	0- 0				

RPI 1-25				RPI 26-50				RPI 51-100				Team's RPI: 88	RPI 101+			
RPI	S	Opponent	Score	RPI	S	Opponent	Score	RPI	S	Opponent	Score		RPI	S	Opponent	Score
10	A	Northwestern	63 66	37	N	Charlotte	68 84	57	A	Providence	60 76		111	A	Holy Cross	71 80
22	A	Duke	73 85										141	H	Rhode Island	66 55
													181	N	Tulane	89 76
													233	H	UMass Lowell	89 46
													247	H	St. Francis Brooklyn	106 69
													248	H	VCU	87 52
LAST 10 Division I																
22	A	Duke	73 85	181	N	Tulane	89 76									
10	A	Northwestern	63 66	37	N	Charlotte	68 84									
111	A	Holy Cross	71 80	248	H	VCU	87 52									
247	H	St. Francis Brooklyn	106 69	141	H	Rhode Island	66 55									
233	H	UMass Lowell	89 46	57	A	Providence	60 76									

Non-Div I Games:

Boston College

■ Loss,
 ■ Non-Conf,
 ■ S Site,
 ■ H Home
 ■ A Away
 N Neutral

Average RPI Win:	289	WON-LOST	WINNING	LAST 10	STRENGTH OF	OPP. STRENGTH	TEAM	ADJ.	CONF.	ADJ CONF.
Average RPI Loss:	145	RECORD	PCT. RANK	GAMES	SCHEDULE	OF SCHEDULE	RPI	RPI	RPI	RPI
DIV. I ONLY	3- 5	221	3-5	174	303	216	216	14	14	
DIV. I NON-CONF.	3- 5	223	3-5	172	303	216	216	14	14	
TOTALS	RPI 1-25	RPI 26-50	W-L RECORDS	RPI 51-100	RPI 101-150	RPI 150+				
3- 5	0- 0	0- 0	OVERALL	0- 1	0- 2	3- 2				
0- 3	0- 0	0- 0	HOME	0- 0	0- 2	0- 1				
3- 2	0- 0	0- 0	AWAY	0- 1	0- 0	3- 1				
0- 0	0- 0	0- 0	NEUTRAL	0- 0	0- 0	0- 0				
3- 5	0- 0	0- 0	NON-CONFERENCE	0- 1	0- 2	3- 2				
0- 3	0- 0	0- 0	HOME	0- 0	0- 2	0- 1				
3- 2	0- 0	0- 0	AWAY	0- 1	0- 0	3- 1				
0- 0	0- 0	0- 0	NEUTRAL	0- 0	0- 0	0- 0				
0- 0	0- 0	0- 0	CONFERENCE	0- 0	0- 0	0- 0				
0- 0	0- 0	0- 0	HOME	0- 0	0- 0	0- 0				
0- 0	0- 0	0- 0	AWAY	0- 0	0- 0	0- 0				
0- 0	0- 0	0- 0	NEUTRAL	0- 0	0- 0	0- 0				

RPI 1-25			RPI 26-50			RPI 51-100			RPI 101+			Team's RPI: 216
RPI	S	Opponent	Score	RPI	S	Opponent	Score	RPI	S	Opponent	Score	
						61	A California	62	73	104	H Marist	75 89
										125	H Harvard	39 66
										163	H Massachusetts	45 58
										237	A Maine	62 49
										272	A UC Davis	68 75
										292	A Albany (NY)	60 58
										338	A New Hampshire	78 64
LAST 10 Division I												
						163	H Massachusetts	45	58	272	A UC Davis	68 75
						61	A California	62	73	125	H Harvard	39 66
						104	H Marist	75	89	292	A Albany (NY)	60 58
										237	A Maine	62 49
										338	A New Hampshire	78 64

Non-Div I Games:

Boston U.

Bowling Green

Through Games Of Dec. 12, 2019

Average RPI Win:	244	WON-LOST	WINNING	LAST 10	STRENGTH OF	OPP. STRENGTH	TEAM	ADJ.	CONF.	ADJ CONF.
Average RPI Loss:	87	RECORD	PCT. RANK	GAMES	SCHEDULE	OF SCHEDULE	RPI	RPI	RPI	RPI
DIV. I ONLY	4- 3	131	4-3	89	286	109	109	12	12	
DIV. I NON-CONF.	4- 3	131	4-3	89	286	109	109	12	12	
TOTALS	RPI 1-25	RPI 26-50	W-L RECORDS	RPI 51-100	RPI 101-150	RPI 150+				
4- 3	0- 0	0- 0	OVERALL	0- 2	1- 1	3- 0				
2- 0	0- 0	0- 0	HOME	0- 0	1- 0	1- 0				
1- 1	0- 0	0- 0	AWAY	0- 0	0- 1	1- 0				
1- 2	0- 0	0- 0	NEUTRAL	0- 2	0- 0	1- 0				
4- 3	0- 0	0- 0	NON-CONFERENCE	0- 2	1- 1	3- 0				
2- 0	0- 0	0- 0	HOME	0- 0	1- 0	1- 0				
1- 1	0- 0	0- 0	AWAY	0- 0	0- 1	1- 0				
1- 2	0- 0	0- 0	NEUTRAL	0- 2	0- 0	1- 0				
0- 0	0- 0	0- 0	CONFERENCE	0- 0	0- 0	0- 0				
0- 0	0- 0	0- 0	HOME	0- 0	0- 0	0- 0				
0- 0	0- 0	0- 0	AWAY	0- 0	0- 0	0- 0				
0- 0	0- 0	0- 0	NEUTRAL	0- 0	0- 0	0- 0				

RPI 1-25			RPI 26-50			RPI 51-100			RPI 101+			Team's RPI: 109
RPI	S	Opponent	Score	RPI	S	Opponent	Score	RPI	S	Opponent	Score	
						59 N Green Bay	54 73	107 A Valparaiso		90 95		
						95 N San Francisco	56 64	150 H Cleveland St.		89 62		
								211 N California Baptist		98 60		
								298 H Morehead St.		79 65		
								318 A Marshall		82 69		
LAST 10 Division I												
318 A Marshall		82 69	107 A Valparaiso		90 95							
211 N California Baptist		98 60	298 H Morehead St.		79 65							
95 N San Francisco		56 64	150 H Cleveland St.		89 62							
59 N Green Bay		54 73										

Non-Div I Games: Notre Dame (OH) 88 54

Bowling Green

■ Loss,
 ■ Non-Conf,
 ■ S Site,
 ■ H Home
 ■ A Away
 N Neutral

Average RPI Win: 190		WON-LOST	WINNING	LAST 10	STRENGTH OF	OPP. STRENGTH	TEAM	ADJ.	CONF.	ADJ CONF.
Average RPI Loss: 36		RECORD	PCT. RANK	GAMES	SCHEDULE	OF SCHEDULE	RPI	RPI	RPI	RPI
DIV. I ONLY		7- 1	32	7-1	231	120	55	55	4	4
DIV. I NON-CONF.		7- 1	32	7-1	230	120	56	56	4	4
TOTALS		RPI 1-25	RPI 26-50		W-L RECORDS		RPI 51-100	RPI 101-150	RPI 150+	
7- 1	0- 0	1- 1		OVERALL		0- 0	1- 0		5- 0	
3- 0	0- 0	0- 0		HOME		0- 0	1- 0		2- 0	
2- 1	0- 0	0- 1		AWAY		0- 0	0- 0		2- 0	
2- 0	0- 0	1- 0		NEUTRAL		0- 0	0- 0		1- 0	
7- 1	0- 0	1- 1		NON-CONFERENCE		0- 0	1- 0		5- 0	
3- 0	0- 0	0- 0		HOME		0- 0	1- 0		2- 0	
2- 1	0- 0	0- 1		AWAY		0- 0	0- 0		2- 0	
2- 0	0- 0	1- 0		NEUTRAL		0- 0	0- 0		1- 0	
0- 0	0- 0	0- 0		CONFERENCE		0- 0	0- 0		0- 0	
0- 0	0- 0	0- 0		HOME		0- 0	0- 0		0- 0	
0- 0	0- 0	0- 0		AWAY		0- 0	0- 0		0- 0	
0- 0	0- 0	0- 0		NEUTRAL		0- 0	0- 0		0- 0	

RPI 1-25				RPI 26-50				RPI 51-100				Team's RPI: 55		RPI 101+			
RPI	S	Opponent	Score	RPI	S	Opponent	Score	RPI	S	Opponent	Score			RPI	S	Opponent	Score
				36	A	Michigan	57 77							149	H	Miami (OH)	79 68
				49	N	Richmond	61 57							173	N	George Mason	61 59
														203	A	Oakland	74 58
														204	A	Western Ill.	84 49
														266	H	Jackson St.	78 69
														283	H	North Dakota St.	70 64
LAST 10 Division I																	
				49	N	Richmond	61 57							266	H	Jackson St.	78 69
				173	N	George Mason	61 59							283	H	North Dakota St.	70 64
				149	H	Miami (OH)	79 68							203	A	Oakland	74 58
				204	A	Western Ill.	84 49										
				36	A	Michigan	57 77										

Non-Div I Games: Eureka 101 39

Bradley

Average RPI Win: 308		WON-LOST	WINNING	LAST 10	STRENGTH OF	OPP. STRENGTH	TEAM	ADJ.	CONF.	ADJ CONF.
Average RPI Loss: 196		RECORD	PCT. RANK	GAMES	SCHEDULE	OF SCHEDULE	RPI	RPI	RPI	RPI
DIV. I ONLY		4- 6	215	4-6	345	242	328	328	8	8
DIV. I NON-CONF.		4- 6	217	4-6	345	241	328	328	8	8
TOTALS	RPI 1-25	RPI 26-50		W-L RECORDS		RPI 51-100	RPI 101-150	RPI 150+		
4- 6	0- 0	0- 0		OVERALL		0- 0	0- 3	4- 3		
1- 3	0- 0	0- 0		HOME		0- 0	0- 2	1- 1		
3- 2	0- 0	0- 0		AWAY		0- 0	0- 0	3- 2		
0- 1	0- 0	0- 0		NEUTRAL		0- 0	0- 1	0- 0		
4- 6	0- 0	0- 0		NON-CONFERENCE		0- 0	0- 3	4- 3		
1- 3	0- 0	0- 0		HOME		0- 0	0- 2	1- 1		
3- 2	0- 0	0- 0		AWAY		0- 0	0- 0	3- 2		
0- 1	0- 0	0- 0		NEUTRAL		0- 0	0- 1	0- 0		
0- 0	0- 0	0- 0		CONFERENCE		0- 0	0- 0	0- 0		
0- 0	0- 0	0- 0		HOME		0- 0	0- 0	0- 0		
0- 0	0- 0	0- 0		AWAY		0- 0	0- 0	0- 0		
0- 0	0- 0	0- 0		NEUTRAL		0- 0	0- 0	0- 0		

B
r
o
w
n

B
r
o
w
n

RPI 1-25				RPI 26-50				RPI 51-100				RPI 101+				Team's RPI: 328	
RPI	S	Opponent	Score	RPI	S	Opponent	Score	RPI	S	Opponent	Score	RPI	S	Opponent	Score		
												111	H	Holy Cross	71	83	
												139	H	Merrimack	57	72	
												141	N	Rhode Island	44	89	
												163	A	Massachusetts	42	95	
												237	H	Maine	76	70	
												307	A	Longwood	76	86	
												315	A	Bryant	56	50	
												315	H	Bryant	44	45	
												338	A	New Hampshire	76	68	
												342	A	Central Conn. St.	83	73	
LAST 10 Division I																	
				338	A	New Hampshire	76	68				315	A	Bryant	56	50	
				163	A	Massachusetts	42	95				141	N	Rhode Island	44	89	
				307	A	Longwood	76	86				111	H	Holy Cross	71	83	
				342	A	Central Conn. St.	83	73				139	H	Merrimack	57	72	
				237	H	Maine	76	70				315	H	Bryant	44	45	

Non-Div I Games:

Brown

Loss, Non-Conf, S Site, H Home A Away N Neutral

Average RPI Win:	328	WON-LOST	WINNING	LAST 10	STRENGTH OF	OPP. STRENGTH	TEAM	ADJ.	CONF.	ADJ CONF.
Average RPI Loss:	187	RECORD	PCT. RANK	GAMES	SCHEDULE	OF SCHEDULE	RPI	RPI	RPI	RPI
DIV. I ONLY	1- 8	323	1-8	196	328	315	315	29	29	
DIV. I NON-CONF.	1- 8	323	1-8	196	328	314	314	29	29	
TOTALS	RPI 1-25	RPI 26-50	W-L RECORDS	RPI 51-100	RPI 101-150	RPI 150+				
1- 8	0- 0	0- 1	OVERALL	0- 1	0- 2	1- 4				
0- 4	0- 0	0- 0	HOME	0- 1	0- 0	0- 3				
1- 4	0- 0	0- 1	AWAY	0- 0	0- 2	1- 1				
0- 0	0- 0	0- 0	NEUTRAL	0- 0	0- 0	0- 0				
1- 8	0- 0	0- 1	NON-CONFERENCE	0- 1	0- 2	1- 4				
0- 4	0- 0	0- 0	HOME	0- 1	0- 0	0- 3				
1- 4	0- 0	0- 1	AWAY	0- 0	0- 2	1- 1				
0- 0	0- 0	0- 0	NEUTRAL	0- 0	0- 0	0- 0				
0- 0	0- 0	0- 0	CONFERENCE	0- 0	0- 0	0- 0				
0- 0	0- 0	0- 0	HOME	0- 0	0- 0	0- 0				
0- 0	0- 0	0- 0	AWAY	0- 0	0- 0	0- 0				
0- 0	0- 0	0- 0	NEUTRAL	0- 0	0- 0	0- 0				

RPI S	Opponent	Score	RPI S	Opponent	Score	RPI S	Opponent	Score	RPI S	Opponent	Score	Team's RPI: 315
42	A Minnesota	56 101	57	H Providence	32 76	111	A Holy Cross	75 87	133	A Illinois	55 69	
						233	H UMass Lowell	35 55	250	A Vermont	66 71	
						328	A Brown	45 44	328	H Brown	50 56	
						338	H New Hampshire	56 68				
LAST 10 Division I												
133	A Illinois	55 69	328	H Brown	50 56							
111	A Holy Cross	75 87	57	H Providence	32 76							
250	A Vermont	66 71	233	H UMass Lowell	35 55							
338	H New Hampshire	56 68	42	A Minnesota	56 101							
328	A Brown	45 44										

Non-Div I Games:

Bryant

■ Loss,
 ■ Non-Conf,
 ■ S Site,
 ■ H Home
 ■ A Away
 N Neutral

Average RPI Win:	180	WON-LOST	WINNING	LAST 10	STRENGTH OF	OPP. STRENGTH	TEAM	ADJ.	CONF.	ADJ CONF.
Average RPI Loss:	98	RECORD	PCT. RANK	GAMES	SCHEDULE	OF SCHEDULE	RPI	RPI	RPI	RPI
DIV. I ONLY	6- 3	85	6-3	286	4	128	128	14	14	
DIV. I NON-CONF.	6- 3	83	6-3	287	4	127	127	14	14	
TOTALS	RPI 1-25	RPI 26-50	W-L RECORDS	RPI 51-100	RPI 101-150	RPI 150+				
6- 3	0- 1	0- 0	OVERALL	1- 1	1- 0	4- 1				
3- 1	0- 0	0- 0	HOME	1- 1	0- 0	2- 0				
1- 2	0- 1	0- 0	AWAY	0- 0	0- 0	1- 1				
2- 0	0- 0	0- 0	NEUTRAL	0- 0	1- 0	1- 0				
6- 3	0- 1	0- 0	NON-CONFERENCE	1- 1	1- 0	4- 1				
3- 1	0- 0	0- 0	HOME	1- 1	0- 0	2- 0				
1- 2	0- 1	0- 0	AWAY	0- 0	0- 0	1- 1				
2- 0	0- 0	0- 0	NEUTRAL	0- 0	1- 0	1- 0				
0- 0	0- 0	0- 0	CONFERENCE	0- 0	0- 0	0- 0				
0- 0	0- 0	0- 0	HOME	0- 0	0- 0	0- 0				
0- 0	0- 0	0- 0	AWAY	0- 0	0- 0	0- 0				
0- 0	0- 0	0- 0	NEUTRAL	0- 0	0- 0	0- 0				

RPI	S	Opponent	Score	RPI	S	Opponent	Score	RPI	S	Opponent	Score	RPI	S	Opponent	Score	Team's RPI: 128
24	A	Virginia	60 84					67	H	Temple	61 72	147	N	Cincinnati	56 48	
								68	H	Drexel	60 49	158	H	Monmouth	71 37	
												173	A	George Mason	64 51	
												202	A	Quinnipiac	69 76	
												243	N	Howard	70 60	
												291	H	St. Bonaventure	68 60	
LAST 10 Division I																
202	A	Quinnipiac	69 76	68	H	Drexel	60 49	173	A	George Mason	64 51	147	N	Cincinnati	56 48	
291	H	St. Bonaventure	68 60	243	N	Howard	70 60	67	H	Temple	61 72					
158	H	Monmouth	71 37													
24	A	Virginia	60 84													

Non-Div I Games:

Bucknell

■ Loss,
 ■ Non-Conf, S Site,
 ■ Home
 ■ Away
 N Neutral

Average RPI Win:	241	WON-LOST	WINNING	LAST 10	STRENGTH OF	OPP. STRENGTH	TEAM	ADJ.	CONF.	ADJ CONF.
Average RPI Loss:	85	RECORD	PCT. RANK	GAMES	SCHEDULE	OF SCHEDULE	RPI	RPI	RPI	RPI
DIV. I ONLY	7- 2	50	7-2	274	140	89	89	12	12	
DIV. I NON-CONF.	7- 2	51	7-2	273	140	89	89	12	12	
TOTALS	RPI 1-25	RPI 26-50	W-L RECORDS	RPI 51-100	RPI 101-150	RPI 150+				
7- 2	0- 1	0- 0	OVERALL	1- 0	1- 0	5- 1				
3- 0	0- 0	0- 0	HOME	0- 0	1- 0	2- 0				
2- 2	0- 1	0- 0	AWAY	0- 0	0- 0	2- 1				
2- 0	0- 0	0- 0	NEUTRAL	1- 0	0- 0	1- 0				
7- 2	0- 1	0- 0	NON-CONFERENCE	1- 0	1- 0	5- 1				
3- 0	0- 0	0- 0	HOME	0- 0	1- 0	2- 0				
2- 2	0- 1	0- 0	AWAY	0- 0	0- 0	2- 1				
2- 0	0- 0	0- 0	NEUTRAL	1- 0	0- 0	1- 0				
0- 0	0- 0	0- 0	CONFERENCE	0- 0	0- 0	0- 0				
0- 0	0- 0	0- 0	HOME	0- 0	0- 0	0- 0				
0- 0	0- 0	0- 0	AWAY	0- 0	0- 0	0- 0				
0- 0	0- 0	0- 0	NEUTRAL	0- 0	0- 0	0- 0				

RPI 1-25				RPI 26-50				RPI 51-100 Team's RPI: 89				RPI 101+			
RPI	S	Opponent	Score	RPI	S	Opponent	Score	RPI	S	Opponent	Score	RPI	S	Opponent	Score
4	A	Stanford	69 88					68	N	Drexel	63 59	148	H	Columbia	82 75
												165	A	San Jose St.	88 95
												240	A	Niagara	81 67
												265	N	American	73 55
												291	A	St. Bonaventure	46 36
												330	H	Canisius	71 55
												342	H	Central Conn. St.	61 56
LAST 10 Division I															
291	A	St. Bonaventure	46 36	265	N	American	73 55	68	N	Drexel	63 59	4	A	Stanford	69 88
330	H	Canisius	71 55					165	A	San Jose St.	88 95	148	H	Columbia	82 75
240	A	Niagara	81 67												
342	H	Central Conn. St.	61 56												

Non-Div I Games:

Buffalo

Average RPI Win:	179	WON-LOST	WINNING	LAST 10	STRENGTH OF	OPP. STRENGTH	TEAM	ADJ.	CONF.	ADJ CONF.
Average RPI Loss:	67	RECORD	PCT. RANK	GAMES	SCHEDULE	OF SCHEDULE	RPI	RPI	RPI	RPI
DIV. I ONLY	6- 3	85	6-3	68	112	79	79	6	6	
DIV. I NON-CONF.	6- 3	83	6-3	67	112	79	79	6	6	
TOTALS	RPI 1-25	RPI 26-50	W-L RECORDS	RPI 51-100	RPI 101-150	RPI 150+				
6- 3	0- 1	0- 0	OVERALL	1- 1	1- 1	4- 0				
5- 1	0- 1	0- 0	HOME	1- 0	0- 0	4- 0				
0- 1	0- 0	0- 0	AWAY	0- 0	0- 1	0- 0				
1- 1	0- 0	0- 0	NEUTRAL	0- 1	1- 0	0- 0				
6- 3	0- 1	0- 0	NON-CONFERENCE	1- 1	1- 1	4- 0				
5- 1	0- 1	0- 0	HOME	1- 0	0- 0	4- 0				
0- 1	0- 0	0- 0	AWAY	0- 0	0- 1	0- 0				
1- 1	0- 0	0- 0	NEUTRAL	0- 1	1- 0	0- 0				
0- 0	0- 0	0- 0	CONFERENCE	0- 0	0- 0	0- 0				
0- 0	0- 0	0- 0	HOME	0- 0	0- 0	0- 0				
0- 0	0- 0	0- 0	AWAY	0- 0	0- 0	0- 0				
0- 0	0- 0	0- 0	NEUTRAL	0- 0	0- 0	0- 0				

RPI 1-25				RPI 26-50				RPI 51-100 Team's RPI: 79				RPI 101+			
RPI	S	Opponent	Score	RPI	S	Opponent	Score	RPI	S	Opponent	Score	RPI	S	Opponent	Score
13	H	Indiana	53 64					52	N	Georgia	36 69	106	N	Ohio	60 55
								74	H	IUPUI	64 61	135	A	Ball St.	70 74
												174	H	Akron	76 55
												195	H	Wagner	74 58
												199	H	Eastern Ky.	73 41
												324	H	Detroit Mercy	82 60
LAST 10 Division I															
13	H	Indiana	53 64	106	N	Ohio	60 55	52	N	Georgia	36 69				
174	H	Akron	76 55					135	A	Ball St.	70 74				
324	H	Detroit Mercy	82 60	74	H	IUPUI	64 61								
195	H	Wagner	74 58	199	H	Eastern Ky.	73 41								

Non-Div I Games:

Butler

CSU Bakersfield

Through Games Of Dec. 12, 2019

Average RPI Win:	167	WON-LOST	WINNING	LAST 10	STRENGTH OF	OPP. STRENGTH	TEAM	ADJ.	CONF.	ADJ CONF.
Average RPI Loss:	84	RECORD	PCT. RANK	GAMES	SCHEDULE	OF SCHEDULE	RPI	RPI	RPI	RPI
DIV. I ONLY	4- 3	131	4-3	35	161	62	62	32	32	
DIV. I NON-CONF.	4- 3	131	4-3	34	160	63	63	32	32	
TOTALS	RPI 1-25	RPI 26-50	W-L RECORDS	RPI 51-100	RPI 101-150	RPI 150+				
4- 3	0- 1	1- 0	OVERALL	0- 1	1- 0	2- 1				
4- 0	0- 0	1- 0	HOME	0- 0	1- 0	2- 0				
0- 3	0- 1	0- 0	AWAY	0- 1	0- 0	0- 1				
0- 0	0- 0	0- 0	NEUTRAL	0- 0	0- 0	0- 0				
4- 3	0- 1	1- 0	NON-CONFERENCE	0- 1	1- 0	2- 1				
4- 0	0- 0	1- 0	HOME	0- 0	1- 0	2- 0				
0- 3	0- 1	0- 0	AWAY	0- 1	0- 0	0- 1				
0- 0	0- 0	0- 0	NEUTRAL	0- 0	0- 0	0- 0				
0- 0	0- 0	0- 0	CONFERENCE	0- 0	0- 0	0- 0				
0- 0	0- 0	0- 0	HOME	0- 0	0- 0	0- 0				
0- 0	0- 0	0- 0	AWAY	0- 0	0- 0	0- 0				
0- 0	0- 0	0- 0	NEUTRAL	0- 0	0- 0	0- 0				

RPI 1-25				RPI 26-50				RPI 51-100				Team's RPI: 62	RPI 101+			
RPI	S	Opponent	Score	RPI	S	Opponent	Score	RPI	S	Opponent	Score		RPI	S	Opponent	Score
7	A	Gonzaga	48 92	39	H	Pacific	80 70	93	A	Wright St.	60 65		134	H	North Texas	61 52
													151	A	Washington	49 80
													165	H	San Jose St.	75 71
													329	H	N.C. Central	80 71
LAST 10 Division I																
39	H	Pacific	80 70	134	H	North Texas	61 52									
329	H	N.C. Central	80 71	93	A	Wright St.	60 65									
165	H	San Jose St.	75 71	7	A	Gonzaga	48 92									
				151	A	Washington	49 80									

Non-Div I Games: Fresno Pacific 95 64 Westcliff 100 44 Cal St. Dom. Hills 83 74

CSU Bakersfield

Loss, Non-Conf, S Site, H Home A Away N Neutral

Average RPI Win:	232	WON-LOST	WINNING	LAST 10	STRENGTH OF	OPP. STRENGTH	TEAM	ADJ.	CONF.	ADJ CONF.
Average RPI Loss:	106	RECORD	PCT. RANK	GAMES	SCHEDULE	OF SCHEDULE	RPI	RPI	RPI	RPI
DIV. I ONLY	3- 7	244	3-7	166	76	231	231	24	24	
DIV. I NON-CONF.	3- 7	246	3-7	166	76	231	231	24	24	
TOTALS	RPI 1-25	RPI 26-50	W-L RECORDS	RPI 51-100	RPI 101-150	RPI 150+				
3- 7	0- 1	0- 1	OVERALL	0- 3	0- 0	3- 2				
1- 3	0- 1	0- 1	HOME	0- 1	0- 0	1- 0				
1- 3	0- 0	0- 0	AWAY	0- 2	0- 0	1- 1				
1- 1	0- 0	0- 0	NEUTRAL	0- 0	0- 0	1- 1				
3- 7	0- 1	0- 1	NON-CONFERENCE	0- 3	0- 0	3- 2				
1- 3	0- 1	0- 1	HOME	0- 1	0- 0	1- 0				
1- 3	0- 0	0- 0	AWAY	0- 2	0- 0	1- 1				
1- 1	0- 0	0- 0	NEUTRAL	0- 0	0- 0	1- 1				
0- 0	0- 0	0- 0	CONFERENCE	0- 0	0- 0	0- 0				
0- 0	0- 0	0- 0	HOME	0- 0	0- 0	0- 0				
0- 0	0- 0	0- 0	AWAY	0- 0	0- 0	0- 0				
0- 0	0- 0	0- 0	NEUTRAL	0- 0	0- 0	0- 0				

RPI 1-25				RPI 26-50				RPI 51-100				RPI 101+ Team's RPI: 231			
RPI	S	Opponent	Score	RPI	S	Opponent	Score	RPI	S	Opponent	Score	RPI	S	Opponent	Score
24	H	Virginia	47 72	47	H	UCLA	44 58	76	H	Southern California	53 69	167	H	Portland	73 64
								85	A	Washington St.	61 71	207	N	SMU	58 68
								95	A	San Francisco	61 79	211	A	California Baptist	56 64
												219	N	Indiana St.	67 59
												310	A	LMU (CA)	56 54
LAST 10 Division I															
310	A	LMU (CA)	56 54	47	H	UCLA	44 58	95	A	San Francisco	61 79	24	H	Virginia	47 72
219	N	Indiana St.	67 59					211	A	California Baptist	56 64	76	H	Southern California	53 69
207	N	SMU	58 68												
85	A	Washington St.	61 71												
167	H	Portland	73 64												

Non-Div I Games:

CSUN

Average RPI Win:	253	WON-LOST	WINNING	LAST 10	STRENGTH OF	OPP. STRENGTH	TEAM	ADJ.	CONF.	ADJ CONF.
Average RPI Loss:	169	RECORD	PCT. RANK	GAMES	SCHEDULE	OF SCHEDULE	RPI	RPI	RPI	RPI
DIV. I ONLY	2- 6	277	2-6	202	269	299	299	24	24	
DIV. I NON-CONF.	2- 6	277	2-6	202	270	299	299	24	24	
TOTALS	RPI 1-25	RPI 26-50	W-L RECORDS	RPI 51-100	RPI 101-150	RPI 150+				
2- 6	0- 0	0- 0	OVERALL	0- 2	0- 1	2- 3				
2- 2	0- 0	0- 0	HOME	0- 1	0- 0	2- 1				
0- 4	0- 0	0- 0	AWAY	0- 1	0- 1	0- 2				
0- 0	0- 0	0- 0	NEUTRAL	0- 0	0- 0	0- 0				
2- 6	0- 0	0- 0	NON-CONFERENCE	0- 2	0- 1	2- 3				
2- 2	0- 0	0- 0	HOME	0- 1	0- 0	2- 1				
0- 4	0- 0	0- 0	AWAY	0- 1	0- 1	0- 2				
0- 0	0- 0	0- 0	NEUTRAL	0- 0	0- 0	0- 0				
0- 0	0- 0	0- 0	CONFERENCE	0- 0	0- 0	0- 0				
0- 0	0- 0	0- 0	HOME	0- 0	0- 0	0- 0				
0- 0	0- 0	0- 0	AWAY	0- 0	0- 0	0- 0				
0- 0	0- 0	0- 0	NEUTRAL	0- 0	0- 0	0- 0				

RPI 1-25				RPI 26-50				RPI 51-100				RPI 101+				Team's RPI: 299	
RPI	S	Opponent	Score	RPI	S	Opponent	Score	RPI	S	Opponent	Score	RPI	S	Opponent	Score		
								53	H	Old Dominion	55	61	140	A	Saint Mary's (CA)	67	84
								81	A	Arizona St.	41	66	154	H	Lamar University	57	56
													164	H	Fresno St.	52	79
													279	A	Denver	66	96
													294	A	Pepperdine	53	63
													351	H	Sacramento St.	62	43
LAST 10 Division I																	
				154	H	Lamar University	57	56	140	A	Saint Mary's (CA)	67	84				
				53	H	Old Dominion	55	61	294	A	Pepperdine	53	63				
				81	A	Arizona St.	41	66	164	H	Fresno St.	52	79				
				351	H	Sacramento St.	62	43									
				279	A	Denver	66	96									

Non-Div I Games:

Cal Poly

■ Loss,
 ■ Non-Conf, S Site,
 ■ Home
 ■ Away
 N Neutral

Average RPI Win:	265	WON-LOST	WINNING	LAST 10	STRENGTH OF	OPP. STRENGTH	TEAM	ADJ.	CONF.	ADJ CONF.
Average RPI Loss:	198	RECORD	PCT. RANK	GAMES	SCHEDULE	OF SCHEDULE	RPI	RPI	RPI	RPI
DIV. I ONLY	5- 5	163	5-5	312	224	239	239	24	24	
DIV. I NON-CONF.	5- 5	162	5-5	312	224	239	239	24	24	
TOTALS	RPI 1-25	RPI 26-50	W-L RECORDS	RPI 51-100	RPI 101-150	RPI 150+				
5- 5	0- 0	0- 0	OVERALL	0- 1	0- 1	5- 3				
1- 2	0- 0	0- 0	HOME	0- 0	0- 0	1- 2				
4- 3	0- 0	0- 0	AWAY	0- 1	0- 1	4- 1				
0- 0	0- 0	0- 0	NEUTRAL	0- 0	0- 0	0- 0				
5- 5	0- 0	0- 0	NON-CONFERENCE	0- 1	0- 1	5- 3				
1- 2	0- 0	0- 0	HOME	0- 0	0- 0	1- 2				
4- 3	0- 0	0- 0	AWAY	0- 1	0- 1	4- 1				
0- 0	0- 0	0- 0	NEUTRAL	0- 0	0- 0	0- 0				
0- 0	0- 0	0- 0	CONFERENCE	0- 0	0- 0	0- 0				
0- 0	0- 0	0- 0	HOME	0- 0	0- 0	0- 0				
0- 0	0- 0	0- 0	AWAY	0- 0	0- 0	0- 0				
0- 0	0- 0	0- 0	NEUTRAL	0- 0	0- 0	0- 0				

RPI 1-25				RPI 26-50				RPI 51-100				RPI 101+				Team's RPI: 239	
RPI	S	Opponent	Score	RPI	S	Opponent	Score	RPI	S	Opponent	Score	RPI	S	Opponent	Score		
								95	A	San Francisco	63	71	137	A	Southern Utah	63	79
													212	A	San Diego	72	67
													218	H	Delaware	55	72
													226	H	Montana	69	71
													245	A	UNLV	64	58
													271	H	Utah St.	83	62
													287	A	Grand Canyon	80	70
													310	A	LMU (CA)	79	74
													314	A	San Diego St.	45	55
LAST 10 Division I																	
				218	H	Delaware	55	72		212	A	San Diego	72	67			
				287	A	Grand Canyon	80	70		95	A	San Francisco	63	71			
				271	H	Utah St.	83	62		226	H	Montana	69	71			
				314	A	San Diego St.	45	55		245	A	UNLV	64	58			
				310	A	LMU (CA)	79	74		137	A	Southern Utah	63	79			

Non-Div I Games:

Cal St. Fullerton

California

Through Games Of Dec. 12, 2019

Average RPI Win:	238	WON-LOST	WINNING	LAST 10	STRENGTH OF	OPP. STRENGTH	TEAM	ADJ.	CONF.	ADJ CONF.
Average RPI Loss:	64	RECORD	PCT. RANK	GAMES	SCHEDULE	OF SCHEDULE	RPI	RPI	RPI	RPI
DIV. I ONLY	6- 2	60	6-2	140	198	61	61	1	1	
DIV. I NON-CONF.	6- 2	61	6-2	140	197	62	62	1	1	
TOTALS	RPI 1-25	RPI 26-50	W-L RECORDS	RPI 51-100	RPI 101-150	RPI 150+				
6- 2	0- 1	1- 0	OVERALL	0- 0	0- 1	5- 0				
5- 0	0- 0	1- 0	HOME	0- 0	0- 0	4- 0				
1- 2	0- 1	0- 0	AWAY	0- 0	0- 1	1- 0				
0- 0	0- 0	0- 0	NEUTRAL	0- 0	0- 0	0- 0				
6- 2	0- 1	1- 0	NON-CONFERENCE	0- 0	0- 1	5- 0				
5- 0	0- 0	1- 0	HOME	0- 0	0- 0	4- 0				
1- 2	0- 1	0- 0	AWAY	0- 0	0- 1	1- 0				
0- 0	0- 0	0- 0	NEUTRAL	0- 0	0- 0	0- 0				
0- 0	0- 0	0- 0	CONFERENCE	0- 0	0- 0	0- 0				
0- 0	0- 0	0- 0	HOME	0- 0	0- 0	0- 0				
0- 0	0- 0	0- 0	AWAY	0- 0	0- 0	0- 0				
0- 0	0- 0	0- 0	NEUTRAL	0- 0	0- 0	0- 0				

RPI 1-25				RPI 26-50				RPI 51-100				RPI 101+			
RPI	S	Opponent	Score	RPI	S	Opponent	Score	RPI	S	Opponent	Score	RPI	S	Opponent	Score
3	A	UConn	61 72	31	H	Arkansas	84 80					125	A	Harvard	53 56
												216	H	Boston U.	73 62
												262	H	UC Riverside	84 61
												278	H	Long Beach St.	68 45
												314	A	San Diego St.	74 48
												329	H	N.C. Central	90 69
LAST 10 Division I															
				31	H	Arkansas	84 80					216	H	Boston U.	73 62
				314	A	San Diego St.	74 48					278	H	Long Beach St.	68 45
				262	H	UC Riverside	84 61					329	H	N.C. Central	90 69
				3	A	UConn	61 72								
				125	A	Harvard	53 56								

Non-Div I Games:

California

Average RPI Win:	251	WON-LOST	WINNING	LAST 10	STRENGTH OF	OPP. STRENGTH	TEAM	ADJ.	CONF.	ADJ CONF.
Average RPI Loss:	122	RECORD	PCT. RANK	GAMES	SCHEDULE	OF SCHEDULE	RPI	RPI	RPI	RPI
DIV. I ONLY	5- 4	146	5-4	226	138	211	211	32	32	
DIV. I NON-CONF.	5- 4	145	5-4	225	138	211	211	32	32	
TOTALS	RPI 1-25	RPI 26-50	W-L RECORDS	RPI 51-100	RPI 101-150	RPI 150+				
5- 4	0- 1	0- 0	OVERALL	0- 0	0- 2	5- 1				
5- 0	0- 0	0- 0	HOME	0- 0	0- 0	5- 0				
0- 1	0- 0	0- 0	AWAY	0- 0	0- 0	0- 1				
0- 3	0- 1	0- 0	NEUTRAL	0- 0	0- 2	0- 0				
5- 4	0- 1	0- 0	NON-CONFERENCE	0- 0	0- 2	5- 1				
5- 0	0- 0	0- 0	HOME	0- 0	0- 0	5- 0				
0- 1	0- 0	0- 0	AWAY	0- 0	0- 0	0- 1				
0- 3	0- 1	0- 0	NEUTRAL	0- 0	0- 2	0- 0				
0- 0	0- 0	0- 0	CONFERENCE	0- 0	0- 0	0- 0				
0- 0	0- 0	0- 0	HOME	0- 0	0- 0	0- 0				
0- 0	0- 0	0- 0	AWAY	0- 0	0- 0	0- 0				
0- 0	0- 0	0- 0	NEUTRAL	0- 0	0- 0	0- 0				

RPI 1-25				RPI 26-50				RPI 51-100				RPI 101+				Team's RPI: 211
RPI	S	Opponent	Score	RPI	S	Opponent	Score	RPI	S	Opponent	Score	RPI	S	Opponent	Score	
4	N	Stanford	78 83									109	N	Bowling Green	60 98	
												114	N	Houston	75 96	
												196	H	Alabama A&M	60 55	
												231	H	CSUN	64 56	
												262	A	UC Riverside	64 80	
												270	H	UC Santa Barbara	85 81	
												278	H	Long Beach St.	79 70	
												282	H	Northern Ariz.	98 79	
LAST 10 Division I																
				282	H	Northern Ariz.	98 79	262	A	UC Riverside	64 80					
				196	H	Alabama A&M	60 55	109	N	Bowling Green	60 98					
				231	H	CSUN	64 56	114	N	Houston	75 96					
				278	H	Long Beach St.	79 70	4	N	Stanford	78 83					
								270	H	UC Santa Barbara	85 81					

Non-Div I Games: Ottawa (AZ) 103 75 LIFE Pacific 93 48

California Baptist

Loss, Non-Conf, S Site, H Home A Away N Neutral

Average RPI Win:	210	WON-LOST	WINNING	LAST 10	STRENGTH OF	OPP. STRENGTH	TEAM	ADJ.	CONF.	ADJ CONF.
Average RPI Loss:	191	RECORD	PCT. RANK	GAMES	SCHEDULE	OF SCHEDULE	RPI	RPI	RPI	RPI
DIV. I ONLY	3- 2	120	3-2	247	235	152	152	30	30	
DIV. I NON-CONF.	3- 2	120	3-2	246	235	151	151	30	30	
TOTALS	RPI 1-25	RPI 26-50	W-L RECORDS	RPI 51-100	RPI 101-150	RPI 150+				
3- 2	0- 0	0- 0	OVERALL	0- 1	1- 0	2- 1				
2- 0	0- 0	0- 0	HOME	0- 0	1- 0	1- 0				
1- 2	0- 0	0- 0	AWAY	0- 1	0- 0	1- 1				
0- 0	0- 0	0- 0	NEUTRAL	0- 0	0- 0	0- 0				
3- 2	0- 0	0- 0	NON-CONFERENCE	0- 1	1- 0	2- 1				
2- 0	0- 0	0- 0	HOME	0- 0	1- 0	1- 0				
1- 2	0- 0	0- 0	AWAY	0- 1	0- 0	1- 1				
0- 0	0- 0	0- 0	NEUTRAL	0- 0	0- 0	0- 0				
0- 0	0- 0	0- 0	CONFERENCE	0- 0	0- 0	0- 0				
0- 0	0- 0	0- 0	HOME	0- 0	0- 0	0- 0				
0- 0	0- 0	0- 0	AWAY	0- 0	0- 0	0- 0				
0- 0	0- 0	0- 0	NEUTRAL	0- 0	0- 0	0- 0				

RPI 1-25			RPI 26-50			RPI 51-100			RPI 101+			Team's RPI: 152
RPI	S	Opponent	Score	RPI	S	Opponent	Score	RPI	S	Opponent	Score	
						53 A Old Dominion	44 59	126 H UNC Greensboro			72 64	
								190 H Kennesaw St.			63 51	
								313 A Western Caro.			61 40	
								329 A N.C. Central			64 67	
LAST 10 Division I												
				126 H UNC Greensboro			72 64	190 H Kennesaw St.			63 51	
						329 A N.C. Central		64 67				
						313 A Western Caro.		61 40				
						53 A Old Dominion		44 59				

Non-Div I Games: St. Andrews 122 56 Bluefield Col. 65 41

Campbell

Loss, Non-Conf, S Site, H Home A Away N Neutral

Average RPI Win:	291	WON-LOST	WINNING	LAST 10	STRENGTH OF	OPP. STRENGTH	TEAM	ADJ.	CONF.	ADJ CONF.
Average RPI Loss:	172	RECORD	PCT. RANK	GAMES	SCHEDULE	OF SCHEDULE	RPI	RPI	RPI	RPI
DIV. I ONLY	1- 5	301	1-5	262	250	330	330	20	20	
DIV. I NON-CONF.	1- 5	300	1-5	261	250	330	330	20	20	
TOTALS	RPI 1-25	RPI 26-50	W-L RECORDS	RPI 51-100	RPI 101-150	RPI 150+				
1- 5	0- 0	0- 0	OVERALL	0- 2	0- 0	1- 3				
1- 2	0- 0	0- 0	HOME	0- 1	0- 0	1- 1				
0- 3	0- 0	0- 0	AWAY	0- 1	0- 0	0- 2				
0- 0	0- 0	0- 0	NEUTRAL	0- 0	0- 0	0- 0				
1- 5	0- 0	0- 0	NON-CONFERENCE	0- 2	0- 0	1- 3				
1- 2	0- 0	0- 0	HOME	0- 1	0- 0	1- 1				
0- 3	0- 0	0- 0	AWAY	0- 1	0- 0	0- 2				
0- 0	0- 0	0- 0	NEUTRAL	0- 0	0- 0	0- 0				
0- 0	0- 0	0- 0	CONFERENCE	0- 0	0- 0	0- 0				
0- 0	0- 0	0- 0	HOME	0- 0	0- 0	0- 0				
0- 0	0- 0	0- 0	AWAY	0- 0	0- 0	0- 0				
0- 0	0- 0	0- 0	NEUTRAL	0- 0	0- 0	0- 0				

RPI 1-25				RPI 26-50				RPI 51-100				RPI 101+				Team's RPI: 330	
RPI	S	Opponent	Score	RPI	S	Opponent	Score	RPI	S	Opponent	Score	RPI	S	Opponent	Score		
								65	H	Colgate	69	90	162	A	Youngstown St.	59	87
								89	A	Buffalo	55	71	250	A	Vermont	53	76
													291	H	St. Bonaventure	84	82
													292	H	Albany (NY)	53	70
LAST 10 Division I																	
				292	H	Albany (NY)	53	70	250	A	Vermont	53	76				
				65	H	Colgate	69	90									
				291	H	St. Bonaventure	84	82									
				89	A	Buffalo	55	71									
				162	A	Youngstown St.	59	87									

Non-Div I Games:

Canisius

Central Ark.

Through Games Of Dec. 12, 2019

Average RPI Win:	266	WON-LOST	WINNING	LAST 10	STRENGTH OF	OPP. STRENGTH	TEAM	ADJ.	CONF.	ADJ CONF.
Average RPI Loss:	185	RECORD	PCT. RANK	GAMES	SCHEDULE	OF SCHEDULE	RPI	RPI	RPI	RPI
DIV. I ONLY	1- 5	301	1-5	227	238	308	308	25	25	
DIV. I NON-CONF.	1- 5	300	1-5	226	238	308	308	25	25	
TOTALS	RPI 1-25	RPI 26-50	W-L RECORDS	RPI 51-100	RPI 101-150	RPI 150+				
1- 5	0- 1	0- 0	OVERALL	0- 0	0- 0	1- 4				
1- 0	0- 0	0- 0	HOME	0- 0	0- 0	1- 0				
0- 5	0- 1	0- 0	AWAY	0- 0	0- 0	0- 4				
0- 0	0- 0	0- 0	NEUTRAL	0- 0	0- 0	0- 0				
1- 5	0- 1	0- 0	NON-CONFERENCE	0- 0	0- 0	1- 4				
1- 0	0- 0	0- 0	HOME	0- 0	0- 0	1- 0				
0- 5	0- 1	0- 0	AWAY	0- 0	0- 0	0- 4				
0- 0	0- 0	0- 0	NEUTRAL	0- 0	0- 0	0- 0				
0- 0	0- 0	0- 0	CONFERENCE	0- 0	0- 0	0- 0				
0- 0	0- 0	0- 0	HOME	0- 0	0- 0	0- 0				
0- 0	0- 0	0- 0	AWAY	0- 0	0- 0	0- 0				
0- 0	0- 0	0- 0	NEUTRAL	0- 0	0- 0	0- 0				

RPI 1-25				RPI 26-50				RPI 51-100				RPI 101+				Team's RPI: 308
RPI	S	Opponent	Score	RPI	S	Opponent	Score	RPI	S	Opponent	Score	RPI	S	Opponent	Score	
20	A	Texas A&M	46 76									181	A	Tulane	38 65	
												223	A	Tennessee	36 63	
												251	A	Little Rock	48 63	
												252	A	Northern Ky.	56 72	
												266	H	Jackson St.	57 54	
LAST 10 Division I																
223	A	Tennessee	36 63	20	A	Texas A&M	46 76	266	H	Jackson St.	57 54	252	A	Northern Ky.	56 72	
								181	A	Tulane	38 65	251	A	Little Rock	48 63	

Non-Div I Games: Hendrix 104 28 Crowley's Ridge 82 26

Central Ark.

Loss, Non-Conf, S Site, H Home A Away N Neutral

Average RPI Win:	0	WON-LOST	WINNING	LAST 10	STRENGTH OF	OPP. STRENGTH	TEAM	ADJ.	CONF.	ADJ CONF.
Average RPI Loss:	224	RECORD	PCT. RANK	GAMES	SCHEDULE	OF SCHEDULE	RPI	RPI	RPI	RPI
DIV. I ONLY	0- 8	334	0-8	267	342	342	342	29	29	
DIV. I NON-CONF.	0- 8	334	0-8	266	342	342	342	29	29	
TOTALS	RPI 1-25	RPI 26-50	W-L RECORDS	RPI 51-100	RPI 101-150	RPI 150+				
0- 8	0- 0	0- 0	OVERALL	0- 1	0- 2	0- 5				
0- 3	0- 0	0- 0	HOME	0- 0	0- 0	0- 3				
0- 5	0- 0	0- 0	AWAY	0- 1	0- 2	0- 2				
0- 0	0- 0	0- 0	NEUTRAL	0- 0	0- 0	0- 0				
0- 8	0- 0	0- 0	NON-CONFERENCE	0- 1	0- 2	0- 5				
0- 3	0- 0	0- 0	HOME	0- 0	0- 0	0- 3				
0- 5	0- 0	0- 0	AWAY	0- 1	0- 2	0- 2				
0- 0	0- 0	0- 0	NEUTRAL	0- 0	0- 0	0- 0				
0- 0	0- 0	0- 0	CONFERENCE	0- 0	0- 0	0- 0				
0- 0	0- 0	0- 0	HOME	0- 0	0- 0	0- 0				
0- 0	0- 0	0- 0	AWAY	0- 0	0- 0	0- 0				
0- 0	0- 0	0- 0	NEUTRAL	0- 0	0- 0	0- 0				

RPI 1-25				RPI 26-50				RPI 51-100				RPI 101+				Team's RPI: 342	
RPI	S	Opponent	Score	RPI	S	Opponent	Score	RPI	S	Opponent	Score	RPI	S	Opponent	Score		
								89	A	Buffalo	56	61	101	A	Lehigh	51	70
													112	A	Duquesne	33	72
													233	H	UMass Lowell	54	56
													292	H	Albany (NY)	63	73
													296	A	Pittsburgh	73	81
													328	H	Brown	73	83
													338	A	New Hampshire	59	70
LAST 10 Division I																	
				338	A	New Hampshire	59	70		101	A	Lehigh	51	70			
				233	H	UMass Lowell	54	56		328	H	Brown	73	83			
				292	H	Albany (NY)	63	73		296	A	Pittsburgh	73	81			
				112	A	Duquesne	33	72		89	A	Buffalo	56	61			

Non-Div I Games:

Central Conn. St.

Average RPI Win:	172	WON-LOST	WINNING	LAST 10	STRENGTH OF	OPP. STRENGTH	TEAM	ADJ.	CONF.	ADJ CONF.
Average RPI Loss:	34	RECORD	PCT. RANK	GAMES	SCHEDULE	OF SCHEDULE	RPI	RPI	RPI	RPI
DIV. I ONLY	4- 3	131	4-3	90	29	103	103	12	12	
DIV. I NON-CONF.	4- 3	131	4-3	90	29	103	103	12	12	
TOTALS	RPI 1-25	RPI 26-50	W-L RECORDS	RPI 51-100	RPI 101-150	RPI 150+				
4- 3	0- 1	0- 1	OVERALL	0- 1	1- 0	3- 0				
4- 1	0- 0	0- 0	HOME	0- 1	1- 0	3- 0				
0- 2	0- 1	0- 1	AWAY	0- 0	0- 0	0- 0				
0- 0	0- 0	0- 0	NEUTRAL	0- 0	0- 0	0- 0				
4- 3	0- 1	0- 1	NON-CONFERENCE	0- 1	1- 0	3- 0				
4- 1	0- 0	0- 0	HOME	0- 1	1- 0	3- 0				
0- 2	0- 1	0- 1	AWAY	0- 0	0- 0	0- 0				
0- 0	0- 0	0- 0	NEUTRAL	0- 0	0- 0	0- 0				
0- 0	0- 0	0- 0	CONFERENCE	0- 0	0- 0	0- 0				
0- 0	0- 0	0- 0	HOME	0- 0	0- 0	0- 0				
0- 0	0- 0	0- 0	AWAY	0- 0	0- 0	0- 0				
0- 0	0- 0	0- 0	NEUTRAL	0- 0	0- 0	0- 0				

RPI 1-25				RPI 26-50				RPI 51-100				RPI 101+				Team's RPI: 103
RPI	S	Opponent	Score	RPI	S	Opponent	Score	RPI	S	Opponent	Score	RPI	S	Opponent	Score	
5	A	Louisville	63 76	38	A	Western Ky.	58 93	59	H	Green Bay	105 111	104	H	Marist	77 54	
												155	H	Dayton	81 80	
												185	H	Northeastern	79 63	
												244	H	Iona	70 50	
LAST 10 Division I																
				104	H	Marist	77 54	244	H	Iona	70 50					
				185	H	Northeastern	79 63	59	H	Green Bay	105 111					
				155	H	Dayton	81 80									
				38	A	Western Ky.	58 93									
				5	A	Louisville	63 76									

Non-Div I Games:

Central Mich.

Average RPI Win:	0	WON-LOST	WINNING	LAST 10	STRENGTH OF	OPP. STRENGTH	TEAM	ADJ.	CONF.	ADJ CONF.
Average RPI Loss:	177	RECORD	PCT. RANK	GAMES	SCHEDULE	OF SCHEDULE	RPI	RPI	RPI	RPI
DIV. I ONLY	0- 6	334	0-6	91	331	312	312	30	30	
DIV. I NON-CONF.	0- 6	334	0-6	91	331	312	312	30	30	
TOTALS	RPI 1-25	RPI 26-50	W-L RECORDS	RPI 51-100	RPI 101-150	RPI 150+				
0- 6	0- 1	0- 0	OVERALL	0- 1	0- 1	0- 3				
0- 3	0- 0	0- 0	HOME	0- 0	0- 1	0- 2				
0- 3	0- 1	0- 0	AWAY	0- 1	0- 0	0- 1				
0- 0	0- 0	0- 0	NEUTRAL	0- 0	0- 0	0- 0				
0- 6	0- 1	0- 0	NON-CONFERENCE	0- 1	0- 1	0- 3				
0- 3	0- 0	0- 0	HOME	0- 0	0- 1	0- 2				
0- 3	0- 1	0- 0	AWAY	0- 1	0- 0	0- 1				
0- 0	0- 0	0- 0	NEUTRAL	0- 0	0- 0	0- 0				
0- 0	0- 0	0- 0	CONFERENCE	0- 0	0- 0	0- 0				
0- 0	0- 0	0- 0	HOME	0- 0	0- 0	0- 0				
0- 0	0- 0	0- 0	AWAY	0- 0	0- 0	0- 0				
0- 0	0- 0	0- 0	NEUTRAL	0- 0	0- 0	0- 0				

RPI 1-25			RPI 26-50			RPI 51-100			RPI 101+			Team's RPI: 312
RPI	S	Opponent	Score	RPI	S	Opponent	Score	RPI	S	Opponent	Score	
23	A	Florida St.	36 88					66	A	North Carolina	54 85	
								117	H	North Dakota	57 73	
								194	H	Bethune-Cookman	41 81	
								313	A	Western Caro.	64 69	
								346	H	South Carolina St.	75 81	
LAST 10 Division I												
346	H	South Carolina St.	75 81	313	A	Western Caro.	64 69					
23	A	Florida St.	36 88	117	H	North Dakota	57 73					
				194	H	Bethune-Cookman	41 81					
				66	A	North Carolina	54 85					

Non-Div I Games: Virginia-Lynchburg 92 55

Charleston So.

Average RPI Win:	167	WON-LOST	WINNING	LAST 10	STRENGTH OF	OPP. STRENGTH	TEAM	ADJ.	CONF.	ADJ CONF.
Average RPI Loss:	86	RECORD	PCT. RANK	GAMES	SCHEDULE	OF SCHEDULE	RPI	RPI	RPI	RPI
DIV. I ONLY	6- 2	60	6-2	73	135	37	37	13	13	
DIV. I NON-CONF.	6- 2	61	6-2	71	135	37	37	13	13	
TOTALS	RPI 1-25	RPI 26-50	W-L RECORDS	RPI 51-100	RPI 101-150	RPI 150+				
6- 2	0- 0	1- 1	OVERALL	1- 0	0- 1	4- 0				
2- 1	0- 0	1- 0	HOME	0- 0	0- 1	1- 0				
2- 1	0- 0	0- 1	AWAY	0- 0	0- 0	2- 0				
2- 0	0- 0	0- 0	NEUTRAL	1- 0	0- 0	1- 0				
6- 2	0- 0	1- 1	NON-CONFERENCE	1- 0	0- 1	4- 0				
2- 1	0- 0	1- 0	HOME	0- 0	0- 1	1- 0				
2- 1	0- 0	0- 1	AWAY	0- 0	0- 0	2- 0				
2- 0	0- 0	0- 0	NEUTRAL	1- 0	0- 0	1- 0				
0- 0	0- 0	0- 0	CONFERENCE	0- 0	0- 0	0- 0				
0- 0	0- 0	0- 0	HOME	0- 0	0- 0	0- 0				
0- 0	0- 0	0- 0	AWAY	0- 0	0- 0	0- 0				
0- 0	0- 0	0- 0	NEUTRAL	0- 0	0- 0	0- 0				

RPI 1-25				RPI 26-50				Team's RPI: 37		RPI 51-100				RPI 101+			
RPI	S	Opponent	Score	RPI	S	Opponent	Score	RPI	S	Opponent	Score	RPI	S	Opponent	Score		
40	A	Kentucky	39 86	49	H	Richmond	78 59	88	N	Boston College	84 68	131	H	Fordham	51 76		
												178	H	Gardner-Webb	74 49		
												181	N	Tulane	60 56		
												209	A	Wake Forest	77 65		
												295	A	East Carolina	59 47		
LAST 10 Division I																	
40	A	Kentucky	39 86	131	H	Fordham	51 76										
181	N	Tulane	60 56	295	A	East Carolina	59 47										
88	N	Boston College	84 68	209	A	Wake Forest	77 65										
				49	H	Richmond	78 59										
				178	H	Gardner-Webb	74 49										

Non-Div I Games:

Charlotte

Chattanooga

Through Games Of Dec. 12, 2019

Average RPI Win:	206	WON-LOST	WINNING	LAST 10	STRENGTH OF	OPP. STRENGTH	TEAM	ADJ.	CONF.	ADJ CONF.
Average RPI Loss:	125	RECORD	PCT. RANK	GAMES	SCHEDULE	OF SCHEDULE	RPI	RPI	RPI	RPI
DIV. I ONLY	1- 10	333	1-9	192	82	293	293	26	26	
DIV. I NON-CONF.	1- 10	333	1-9	192	82	293	293	26	26	
TOTALS	RPI 1-25	RPI 26-50	W-L RECORDS	RPI 51-100	RPI 101-150	RPI 150+				
1- 10	0- 2	0- 0	OVERALL	0- 1	0- 3	1- 4				
0- 4	0- 1	0- 0	HOME	0- 0	0- 1	0- 2				
1- 6	0- 1	0- 0	AWAY	0- 1	0- 2	1- 2				
0- 0	0- 0	0- 0	NEUTRAL	0- 0	0- 0	0- 0				
1- 10	0- 2	0- 0	NON-CONFERENCE	0- 1	0- 3	1- 4				
0- 4	0- 1	0- 0	HOME	0- 0	0- 1	0- 2				
1- 6	0- 1	0- 0	AWAY	0- 1	0- 2	1- 2				
0- 0	0- 0	0- 0	NEUTRAL	0- 0	0- 0	0- 0				
0- 0	0- 0	0- 0	CONFERENCE	0- 0	0- 0	0- 0				
0- 0	0- 0	0- 0	HOME	0- 0	0- 0	0- 0				
0- 0	0- 0	0- 0	AWAY	0- 0	0- 0	0- 0				
0- 0	0- 0	0- 0	NEUTRAL	0- 0	0- 0	0- 0				

RPI 1-25				RPI 26-50				RPI 51-100				RPI 101+ Team's RPI: 293			
RPI	S	Opponent	Score	RPI	S	Opponent	Score	RPI	S	Opponent	Score	RPI	S	Opponent	Score
5	A	Louisville	37 86					64	A	South Dakota St.	56 71	136	H	Austin Peay	49 50
25	H	Purdue	34 66									143	A	UT Martin	51 78
												147	A	Cincinnati	53 72
												156	A	Belmont	50 63
												183	H	Hampton	55 84
												193	H	Northern Colo.	42 59
												199	A	Eastern Ky.	65 71
												206	A	Liberty	71 54
LAST 10 Division I															
64	A	South Dakota St.	56 71	5	A	Louisville	37 86								
143	A	UT Martin	51 78	147	A	Cincinnati	53 72								
199	A	Eastern Ky.	65 71	25	H	Purdue	34 66								
193	H	Northern Colo.	42 59	206	A	Liberty	71 54								
136	H	Austin Peay	49 50	183	H	Hampton	55 84								

Non-Div I Games:

Chattanooga

■ Loss,
 ■ Non-Conf, S Site,
 ■ Home
 ■ Away
 N Neutral

Average RPI Win:	0	WON-LOST	WINNING	LAST 10	STRENGTH OF	OPP. STRENGTH	TEAM	ADJ.	CONF.	ADJ CONF.
Average RPI Loss:	173	RECORD	PCT. RANK	GAMES	SCHEDULE	OF SCHEDULE	RPI	RPI	RPI	RPI
DIV. I ONLY	0- 10	334	0-10	144	299	323	323	32	32	
DIV. I NON-CONF.	0- 10	334	0-10	144	299	323	323	32	32	
TOTALS	RPI 1-25	RPI 26-50	W-L RECORDS	RPI 51-100	RPI 101-150	RPI 150+				
0- 10	0- 0	0- 0	OVERALL	0- 4	0- 1	0- 5				
0- 6	0- 0	0- 0	HOME	0- 3	0- 0	0- 3				
0- 3	0- 0	0- 0	AWAY	0- 1	0- 1	0- 1				
0- 1	0- 0	0- 0	NEUTRAL	0- 0	0- 0	0- 1				
0- 10	0- 0	0- 0	NON-CONFERENCE	0- 4	0- 1	0- 5				
0- 6	0- 0	0- 0	HOME	0- 3	0- 0	0- 3				
0- 3	0- 0	0- 0	AWAY	0- 1	0- 1	0- 1				
0- 1	0- 0	0- 0	NEUTRAL	0- 0	0- 0	0- 1				
0- 0	0- 0	0- 0	CONFERENCE	0- 0	0- 0	0- 0				
0- 0	0- 0	0- 0	HOME	0- 0	0- 0	0- 0				
0- 0	0- 0	0- 0	AWAY	0- 0	0- 0	0- 0				
0- 0	0- 0	0- 0	NEUTRAL	0- 0	0- 0	0- 0				

RPI 1-25			RPI 26-50			RPI 51-100			RPI 101+			Team's RPI: 323
RPI	S	Opponent	Score	RPI	S	Opponent	Score	RPI	S	Opponent	Score	
						59 H Green Bay	46 102	133 A Illinois		66 96		
						60 H Arizona	50 82	203 H Oakland		70 98		
						63 H Loyola Chicago	53 98	204 H Western Ill.		78 88		
						82 A UT Arlington	53 84	270 N UC Santa Barbara		65 96		
								326 A Nevada		60 80		
								327 H UIC		61 73		
LAST 10 Division I												
204 H		Western Ill.	78 88	63 H		Loyola Chicago	53 98					
327 H		UIC	61 73	203 H		Oakland	70 98					
270 N		UC Santa Barbara	65 96	60 H		Arizona	50 82					
326 A		Nevada	60 80	82 A		UT Arlington	53 84					
59 H		Green Bay	46 102	133 A		Illinois	66 96					

Non-Div I Games:

Chicago St.

Average RPI Win: 205		WON-LOST	WINNING	LAST 10	STRENGTH OF	OPP. STRENGTH	TEAM	ADJ.	CONF.	ADJ CONF.
Average RPI Loss: 48		RECORD	PCT. RANK	GAMES	SCHEDULE	OF SCHEDULE	RPI	RPI	RPI	RPI
DIV. I ONLY		5- 4	146	5-4	108	102	147	147	9	9
DIV. I NON-CONF.		5- 4	145	5-4	108	101	146	146	9	9
TOTALS	RPI 1-25		RPI 26-50		W-L RECORDS		RPI 51-100		RPI 101-150	RPI 150+
5- 4	0- 2		0- 1		OVERALL		0- 0		2- 1	3- 0
4- 2	0- 1		0- 1		HOME		0- 0		2- 0	2- 0
1- 0	0- 0		0- 0		AWAY		0- 0		0- 0	1- 0
0- 2	0- 1		0- 0		NEUTRAL		0- 0		0- 1	0- 0
5- 4	0- 2		0- 1		NON-CONFERENCE		0- 0		2- 1	3- 0
4- 2	0- 1		0- 1		HOME		0- 0		2- 0	2- 0
1- 0	0- 0		0- 0		AWAY		0- 0		0- 0	1- 0
0- 2	0- 1		0- 0		NEUTRAL		0- 0		0- 1	0- 0
0- 0	0- 0		0- 0		CONFERENCE		0- 0		0- 0	0- 0
0- 0	0- 0		0- 0		HOME		0- 0		0- 0	0- 0
0- 0	0- 0		0- 0		AWAY		0- 0		0- 0	0- 0
0- 0	0- 0		0- 0		NEUTRAL		0- 0		0- 0	0- 0

RPI 1-25					
RPI	S	Opponent	Score		
12	H	Ohio St.	73	78	
17	N	Iowa	61	69	
RPI 26-50					
RPI	S	Opponent	Score		
34	H	Saint Louis	50	60	
RPI 51-100					
RPI	S	Opponent	Score		
RPI 101+					
RPI	S	Opponent	Score		
128	N	Bucknell	48	56	
135	H	Ball St.	63	56	
149	H	Miami (OH)	98	68	
201	H	Utah	68	62	
248	A	VCU	58	56	
293	H	Chattanooga	72	53	
Team's RPI: 147					

LAST 10 Division I					
149	H	Miami (OH)	98	68	
248	A	VCU	58	56	
128	N	Bucknell	48	56	
17	N	Iowa	61	69	
293	H	Chattanooga	72	53	
135	H	Ball St.	63	56	
12	H	Ohio St.	73	78	
34	H	Saint Louis	50	60	
201	H	Utah	68	62	

Non-Div I Games:

Cincinnati

Loss, Non-Conf, S Site, H Home A Away N Neutral

Average RPI Win:	239	WON-LOST	WINNING	LAST 10	STRENGTH OF	OPP. STRENGTH	TEAM	ADJ.	CONF.	ADJ CONF.
Average RPI Loss:	95	RECORD	PCT. RANK	GAMES	SCHEDULE	OF SCHEDULE	RPI	RPI	RPI	RPI
DIV. I ONLY	3- 7	244	3-7	39	197	187	187	3	3	
DIV. I NON-CONF.	3- 6	229	3-6	77	196	208	208	3	3	
TOTALS	RPI 1-25	RPI 26-50	W-L RECORDS	RPI 51-100	RPI 101-150	RPI 150+				
3- 7	0- 3	0- 1	OVERALL	1- 0	0- 1	2- 2				
2- 4	0- 2	0- 0	HOME	1- 0	0- 1	1- 1				
0- 2	0- 1	0- 0	AWAY	0- 0	0- 0	0- 1				
1- 1	0- 0	0- 1	NEUTRAL	0- 0	0- 0	1- 0				
3- 6	0- 2	0- 1	NON-CONFERENCE	1- 0	0- 1	2- 2				
2- 3	0- 1	0- 0	HOME	1- 0	0- 1	1- 1				
0- 2	0- 1	0- 0	AWAY	0- 0	0- 0	0- 1				
1- 1	0- 0	0- 1	NEUTRAL	0- 0	0- 0	1- 0				
0- 1	0- 1	0- 0	CONFERENCE	0- 0	0- 0	0- 0				
0- 1	0- 1	0- 0	HOME	0- 0	0- 0	0- 0				
0- 0	0- 0	0- 0	AWAY	0- 0	0- 0	0- 0				
0- 0	0- 0	0- 0	NEUTRAL	0- 0	0- 0	0- 0				

RPI 1-25				RPI 26-50				RPI 51-100				RPI 101+ Team's RPI: 187			
RPI	S	Opponent	Score	RPI	S	Opponent	Score	RPI	S	Opponent	Score	RPI	S	Opponent	Score
17	A	Iowa	60 74	41	N	Maryland	44 63	97	H	Furman	77 71	118	H	Alabama	54 67
18	H	South Carolina	48 84									180	H	Navy	52 65
23	H	Florida St.	64 81									267	A	Penn St.	55 68
												303	H	Alabama St.	76 43
												317	N	Alcorn	77 46
LAST 10 Division I															
17	A	Iowa	60 74	23	H	Florida St.	64 81	267	A	Penn St.	55 68	97	H	Furman	77 71
317	N	Alcorn	77 46	303	H	Alabama St.	76 43								
41	N	Maryland	44 63	118	H	Alabama	54 67								
18	H	South Carolina	48 84	180	H	Navy	52 65								

Non-Div I Games:

Clemson

■ Loss,
 ■ Non-Conf, S Site,
 ■ Home
 ■ Away
 N Neutral

Average RPI Win: 271				WON-LOST		WINNING		LAST 10		STRENGTH OF		OPP. STRENGTH		TEAM		ADJ.		CONF.		ADJ CONF.	
Average RPI Loss: 109				RECORD		PCT. RANK		GAMES		SCHEDULE		OF SCHEDULE		RPI		RPI		RPI		RPI	
DIV. I ONLY				7- 1		32		7-1		342		113		150		150		15		15	
DIV. I NON-CONF.				7- 1		32		7-1		342		113		149		149		15		15	
TOTALS		RPI 1-25		RPI 26-50		W-L RECORDS		RPI 51-100		RPI 101-150		RPI 150+									
7- 1		0- 0		0- 0		OVERALL		0- 0		0- 1		7- 0									
1- 0		0- 0		0- 0		HOME		0- 0		0- 0		1- 0									
6- 1		0- 0		0- 0		AWAY		0- 0		0- 1		6- 0									
0- 0		0- 0		0- 0		NEUTRAL		0- 0		0- 0		0- 0									
7- 1		0- 0		0- 0		NON-CONFERENCE		0- 0		0- 1		7- 0									
1- 0		0- 0		0- 0		HOME		0- 0		0- 0		1- 0									
6- 1		0- 0		0- 0		AWAY		0- 0		0- 1		6- 0									
0- 0		0- 0		0- 0		NEUTRAL		0- 0		0- 0		0- 0									
0- 0		0- 0		0- 0		CONFERENCE		0- 0		0- 0		0- 0									
0- 0		0- 0		0- 0		HOME		0- 0		0- 0		0- 0									
0- 0		0- 0		0- 0		AWAY		0- 0		0- 0		0- 0									
0- 0		0- 0		0- 0		NEUTRAL		0- 0		0- 0		0- 0									

RPI 1-25				RPI 26-50				RPI 51-100				RPI 101+			
RPI	S	Opponent	Score	RPI	S	Opponent	Score	RPI	S	Opponent	Score	RPI	S	Opponent	Score
								<div>Team's RPI: 150</div>							
								<div>LAST 10 Division I</div>							
								<div>109 A Bowling Green 62 89</div>							
								<div>174 H Akron 66 62</div>							
								<div>182 A Delaware St. 57 49</div>							
								<div>264 A ETSU 62 54</div>							
								<div>291 A St. Bonaventure 65 62</div>							
								<div>313 A Western Caro. 68 61</div>							
								<div>335 A Hofstra 61 51</div>							
								<div>336 A LIU Brooklyn 79 49</div>							

Non-Div I Games:	Davis & Elkins	110	41
------------------	----------------	-----	----

Cleveland St.

■ Loss, ■ Non-Conf, S Site, H Home A Away N Neutral

Average RPI Win: 252		WON-LOST	WINNING	LAST 10	STRENGTH OF	OPP. STRENGTH	TEAM	ADJ.	CONF.	ADJ CONF.
Average RPI Loss: 49		RECORD	PCT. RANK	GAMES	SCHEDULE	OF SCHEDULE	RPI	RPI	RPI	RPI
DIV. I ONLY		6- 1	43	6-1	322	119	153	153	23	23
DIV. I NON-CONF.		6- 1	43	6-1	322	119	152	152	23	23
TOTALS	RPI 1-25		RPI 26-50		W-L RECORDS	RPI 51-100	RPI 101-150		RPI 150+	
6- 1	0- 0		0- 1		OVERALL	0- 0	1- 0		5- 0	
3- 1	0- 0		0- 1		HOME	0- 0	1- 0		2- 0	
3- 0	0- 0		0- 0		AWAY	0- 0	0- 0		3- 0	
0- 0	0- 0		0- 0		NEUTRAL	0- 0	0- 0		0- 0	
6- 1	0- 0		0- 1		NON-CONFERENCE	0- 0	1- 0		5- 0	
3- 1	0- 0		0- 1		HOME	0- 0	1- 0		2- 0	
3- 0	0- 0		0- 0		AWAY	0- 0	0- 0		3- 0	
0- 0	0- 0		0- 0		NEUTRAL	0- 0	0- 0		0- 0	
0- 0	0- 0		0- 0		CONFERENCE	0- 0	0- 0		0- 0	
0- 0	0- 0		0- 0		HOME	0- 0	0- 0		0- 0	
0- 0	0- 0		0- 0		AWAY	0- 0	0- 0		0- 0	
0- 0	0- 0		0- 0		NEUTRAL	0- 0	0- 0		0- 0	

[illegible]

Non-Div I Games:	UNC Pembroke	86	44	Wesleyan (GA)	132	32
------------------	--------------	----	----	---------------	-----	----

Coastal Caro.

■ Loss, ■ Non-Conf, S Site, H Home A Away N Neutral

COLLEGE CHARLOTTE				THROUGH GAMES OF DEC. 17, 1919						
Average RPI Win:	327	WON-LOST	WINNING	LAST 10	STRENGTH OF	OPP. STRENGTH	TEAM	ADJ.	CONF.	ADJ CONF.
Average RPI Loss:	217	RECORD	PCT. RANK	GAMES	SCHEDULE	OF SCHEDULE	RPI	RPI	RPI	RPI
DIV. I ONLY	4- 3	131	4-3	350	288	302	302	19	19	
DIV. I NON-CONF.	4- 3	131	4-3	350	288	302	302	19	19	

TOTALS	RPI 1-25	RPI 26-50		W-L RECORDS		RPI 51-100	RPI 101-150	RPI 150+		
4- 3	0- 0	0- 0		OVERALL		0- 0	0- 0	4- 3		
1- 1	0- 0	0- 0		HOME		0- 0	0- 0	1- 1		
3- 2	0- 0	0- 0		AWAY		0- 0	0- 0	3- 2		
0- 0	0- 0	0- 0		NEUTRAL		0- 0	0- 0	0- 0		
4- 3	0- 0	0- 0		NON-CONFERENCE		0- 0	0- 0	4- 3		
1- 1	0- 0	0- 0		HOME		0- 0	0- 0	1- 1		
3- 2	0- 0	0- 0		AWAY		0- 0	0- 0	3- 2		
0- 0	0- 0	0- 0		NEUTRAL		0- 0	0- 0	0- 0		
0- 0	0- 0	0- 0		CONFERENCE		0- 0	0- 0	0- 0		
0- 0	0- 0	0- 0		HOME		0- 0	0- 0	0- 0		
0- 0	0- 0	0- 0		AWAY		0- 0	0- 0	0- 0		
0- 0	0- 0	0- 0		NEUTRAL		0- 0	0- 0	0- 0		

RPI 1-25				RPI 26-50				RPI 51-100				RPI 101+				Team's RPI: 302	
RPI	S	Opponent	Score	RPI	S	Opponent	Score	RPI	S	Opponent	Score	RPI	S	Opponent	Score		
												173	H	George Mason	61	72	
												209	A	Wake Forest	50	106	
												268	A	Presbyterian	54	58	
												300	A	High Point	79	70	
												329	H	N.C. Central	85	78	
												333	A	Winthrop	84	73	
												346	A	South Carolina St.	76	55	
LAST 10 Division I																	
				333	A	Winthrop	84 73	268	A	Presbyterian	54 58						
				173	H	George Mason	61 72	346	A	South Carolina St.	76 55						
								329	H	N.C. Central	85 78						
								300	A	High Point	79 70						
								209	A	Wake Forest	50 106						

Non-Div I Games: Coker

82 57

Col. of Charleston

■ Loss, ■ Non-Conf, S Site, H Home A Away N Neutral

Average RPI Win: 211		WON-LOST	WINNING	LAST 10	STRENGTH OF	OPP. STRENGTH	TEAM	ADJ.	CONF.	ADJ CONF.
Average RPI Loss: 54		RECORD	PCT. RANK	GAMES	SCHEDULE	OF SCHEDULE	RPI	RPI	RPI	RPI
DIV. I ONLY		7- 3	77	7-3	185	53	65	65	14	14
DIV. I NON-CONF.		7- 3	78	7-3	184	53	66	66	14	14
TOTALS		RPI 1-25	RPI 26-50		W-L RECORDS		RPI 51-100	RPI 101-150	RPI 150+	
7- 3	0- 1	0- 1		OVERALL		1- 0	1- 1	5- 0		
4- 0	0- 0	0- 0		HOME		1- 0	0- 0	3- 0		
3- 3	0- 1	0- 1		AWAY		0- 0	1- 1	2- 0		
0- 0	0- 0	0- 0		NEUTRAL		0- 0	0- 0	0- 0		
7- 3	0- 1	0- 1		NON-CONFERENCE		1- 0	1- 1	5- 0		
4- 0	0- 0	0- 0		HOME		1- 0	0- 0	3- 0		
3- 3	0- 1	0- 1		AWAY		0- 0	1- 1	2- 0		
0- 0	0- 0	0- 0		NEUTRAL		0- 0	0- 0	0- 0		
0- 0	0- 0	0- 0		CONFERENCE		0- 0	0- 0	0- 0		
0- 0	0- 0	0- 0		HOME		0- 0	0- 0	0- 0		
0- 0	0- 0	0- 0		AWAY		0- 0	0- 0	0- 0		
0- 0	0- 0	0- 0		NEUTRAL		0- 0	0- 0	0- 0		

RPI 1-25				RPI 26-50				RPI 51-100				RPI 101+			
RPI	S	Opponent	Score	RPI	S	Opponent	Score	RPI	S	Opponent	Score	RPI	S	Opponent	Score
10	A	Northwestern	44 73	34	A	Saint Louis	51 61	56	H	Yale	70 67	118	A	Alabama	52 72
												130	A	Cornell	62 58
												192	H	Siena	88 51
												233	H	UMass Lowell	73 51
												240	H	Niagara	85 72
												297	A	NJIT	79 52
												330	A	Canisius	90 69
LAST 10 Division I															
118	A	Alabama	52 72	34	A	Saint Louis	51 61	330	A	Canisius	90 69				
192	H	Siena	88 51					56	H	Yale	70 67				
240	H	Niagara	85 72					130	A	Cornell	62 58				
10	A	Northwestern	44 73					233	H	UMass Lowell	73 51				
297	A	NJIT	79 52												

Non-Div I Games:

Colgate

■ Loss,
 ■ Non-Conf,
 S Site,
 ■ Home
 ■ Away
 N Neutral

Average RPI Win:	203	WON-LOST	WINNING	LAST 10	STRENGTH OF	OPP. STRENGTH	TEAM	ADJ.	CONF.	ADJ CONF.
Average RPI Loss:	0	RECORD	PCT. RANK	GAMES	SCHEDULE	OF SCHEDULE	RPI	RPI	RPI	RPI
DIV. I ONLY	9- 0	1	9-0	261	111	44	44	1	1	
DIV. I NON-CONF.	9- 0	1	9-0	260	111	44	44	1	1	
TOTALS	RPI 1-25	RPI 26-50	W-L RECORDS	RPI 51-100	RPI 101-150	RPI 150+				
9- 0	0- 0	0- 0	OVERALL	2- 0	1- 0	6- 0				
6- 0	0- 0	0- 0	HOME	2- 0	0- 0	4- 0				
3- 0	0- 0	0- 0	AWAY	0- 0	1- 0	2- 0				
0- 0	0- 0	0- 0	NEUTRAL	0- 0	0- 0	0- 0				
9- 0	0- 0	0- 0	NON-CONFERENCE	2- 0	1- 0	6- 0				
6- 0	0- 0	0- 0	HOME	2- 0	0- 0	4- 0				
3- 0	0- 0	0- 0	AWAY	0- 0	1- 0	2- 0				
0- 0	0- 0	0- 0	NEUTRAL	0- 0	0- 0	0- 0				
0- 0	0- 0	0- 0	CONFERENCE	0- 0	0- 0	0- 0				
0- 0	0- 0	0- 0	HOME	0- 0	0- 0	0- 0				
0- 0	0- 0	0- 0	AWAY	0- 0	0- 0	0- 0				
0- 0	0- 0	0- 0	NEUTRAL	0- 0	0- 0	0- 0				

RPI 1-25				RPI 26-50				Team's RPI: 44				RPI 51-100				RPI 101+			
RPI	S	Opponent	Score	RPI	S	Opponent	Score	RPI	S	Opponent	Score	RPI	S	Opponent	Score	RPI	S	Opponent	Score
								71	H	Wisconsin	74 57	122	A	Wyoming	66 56				
								78	H	Texas Southern	74 50					217	H	Jacksonville	66 44
																219	H	Indiana St.	59 46
																258	A	Xavier	62 53
																279	H	Denver	96 70
																286	A	Colorado St.	79 75
																297	H	NJIT	80 57
LAST 10 Division I																			
				279	H	Denver	96 70					217	H	Jacksonville	66 44				
				258	A	Xavier	62 53					286	A	Colorado St.	79 75				
				78	H	Texas Southern	74 50					122	A	Wyoming	66 56				
				219	H	Indiana St.	59 46					71	H	Wisconsin	74 57				
												297	H	NJIT	80 57				

Non-Div I Games:

Colorado

Average RPI Win:	268	WON-LOST	WINNING	LAST 10	STRENGTH OF	OPP. STRENGTH	TEAM	ADJ.	CONF.	ADJ CONF.
Average RPI Loss:	154	RECORD	PCT. RANK	GAMES	SCHEDULE	OF SCHEDULE	RPI	RPI	RPI	RPI
DIV. I ONLY	3- 6	228	3-6	212	283	286	286	21	21	
DIV. I NON-CONF.	3- 4	201	3-4	185	319	244	244	21	21	
TOTALS	RPI 1-25	RPI 26-50	W-L RECORDS	RPI 51-100	RPI 101-150	RPI 150+				
3- 6	0- 0	0- 1	OVERALL	0- 1	0- 1	3- 3				
2- 3	0- 0	0- 1	HOME	0- 1	0- 0	2- 1				
1- 3	0- 0	0- 0	AWAY	0- 0	0- 1	1- 2				
0- 0	0- 0	0- 0	NEUTRAL	0- 0	0- 0	0- 0				
3- 4	0- 0	0- 1	NON-CONFERENCE	0- 0	0- 1	3- 2				
2- 2	0- 0	0- 1	HOME	0- 0	0- 0	2- 1				
1- 2	0- 0	0- 0	AWAY	0- 0	0- 1	1- 1				
0- 0	0- 0	0- 0	NEUTRAL	0- 0	0- 0	0- 0				
0- 2	0- 0	0- 0	CONFERENCE	0- 1	0- 0	0- 1				
0- 1	0- 0	0- 0	HOME	0- 1	0- 0	0- 0				
0- 1	0- 0	0- 0	AWAY	0- 0	0- 0	0- 1				
0- 0	0- 0	0- 0	NEUTRAL	0- 0	0- 0	0- 0				

RPI S	Opponent	Score	RPI S	Opponent	Score	RPI S	Opponent	Score	RPI S	Opponent	Score	Team's RPI: 286
44	H Colorado	75 79	72	H Boise St.	69 72	110	A Idaho	54 61	161	H Northern Ill.	75 80	
						193	A Northern Colo.	75 58	223	A Tennessee	41 79	
						262	H UC Riverside	52 40	314	A San Diego St.	49 59	
						349	H Incarnate Word	75 47				
LAST 10 Division I												
223	A Tennessee	41 79	44	H Colorado	75 79	161	H Northern Ill.	75 80	110	A Idaho	54 61	
72	H Boise St.	69 72										
314	A San Diego St.	49 59	193	A Northern Colo.	75 58							
262	H UC Riverside	52 40										
349	H Incarnate Word	75 47										

Non-Div I Games: Western St. 56 47 Chadron St. 102 51

Colorado St.

Average RPI Win:	175	WON-LOST	WINNING	LAST 10	STRENGTH OF	OPP. STRENGTH	TEAM	ADJ.	CONF.	ADJ CONF.
Average RPI Loss:	189	RECORD	PCT. RANK	GAMES	SCHEDULE	OF SCHEDULE	RPI	RPI	RPI	RPI
DIV. I ONLY	6- 3	85	6-3	244	176	148	148	8	8	
DIV. I NON-CONF.	6- 3	83	6-3	243	173	147	147	8	8	
TOTALS	RPI 1-25	RPI 26-50	W-L RECORDS	RPI 51-100	RPI 101-150	RPI 150+				
6- 3	0- 0	0- 0	OVERALL	0- 1	2- 0	4- 2				
4- 1	0- 0	0- 0	HOME	0- 0	2- 0	2- 1				
2- 2	0- 0	0- 0	AWAY	0- 1	0- 0	2- 1				
0- 0	0- 0	0- 0	NEUTRAL	0- 0	0- 0	0- 0				
6- 3	0- 0	0- 0	NON-CONFERENCE	0- 1	2- 0	4- 2				
4- 1	0- 0	0- 0	HOME	0- 0	2- 0	2- 1				
2- 2	0- 0	0- 0	AWAY	0- 1	0- 0	2- 1				
0- 0	0- 0	0- 0	NEUTRAL	0- 0	0- 0	0- 0				
0- 0	0- 0	0- 0	CONFERENCE	0- 0	0- 0	0- 0				
0- 0	0- 0	0- 0	HOME	0- 0	0- 0	0- 0				
0- 0	0- 0	0- 0	AWAY	0- 0	0- 0	0- 0				
0- 0	0- 0	0- 0	NEUTRAL	0- 0	0- 0	0- 0				

RPI 1-25			RPI 26-50			RPI 51-100			RPI 101+			Team's RPI: 148
RPI	S	Opponent	Score	RPI	S	Opponent	Score	RPI	S	Opponent	Score	
						89	A Buffalo	75	82	102	H Davidson	63 60
										131	H Fordham	70 51
										168	A Robert Morris	61 59
										171	H Milwaukee	74 46
										186	H Saint Joseph's	57 71
										228	H Georgetown	54 49
										249	A Army West Point	71 62
										292	A Albany (NY)	78 82
LAST 10 Division I												
228	H	Georgetown	54 49	102	H	Davidson	63 60					
171	H	Milwaukee	74 46	131	H	Fordham	70 51					
249	A	Army West Point	71 62	186	H	Saint Joseph's	57 71					
168	A	Robert Morris	61 59	292	A	Albany (NY)	78 82					
89	A	Buffalo	75 82									

Non-Div I Games:

Columbia

Average RPI Win:	0	WON-LOST	WINNING	LAST 10	STRENGTH OF	OPP. STRENGTH	TEAM	ADJ.	CONF.	ADJ CONF.
Average RPI Loss:	151	RECORD	PCT. RANK	GAMES	SCHEDULE	OF SCHEDULE	RPI	RPI	RPI	RPI
DIV. I ONLY	0- 9	334	0-9	106	278	309	309	31	31	
DIV. I NON-CONF.	0- 9	334	0-9	106	279	309	309	31	31	
TOTALS	RPI 1-25	RPI 26-50	W-L RECORDS	RPI 51-100	RPI 101-150	RPI 150+				
0- 9	0- 1	0- 1	OVERALL	0- 3	0- 1	0- 3				
0- 1	0- 0	0- 0	HOME	0- 0	0- 0	0- 1				
0- 8	0- 1	0- 1	AWAY	0- 3	0- 1	0- 2				
0- 0	0- 0	0- 0	NEUTRAL	0- 0	0- 0	0- 0				
0- 9	0- 1	0- 1	NON-CONFERENCE	0- 3	0- 1	0- 3				
0- 1	0- 0	0- 0	HOME	0- 0	0- 0	0- 1				
0- 8	0- 1	0- 1	AWAY	0- 3	0- 1	0- 2				
0- 0	0- 0	0- 0	NEUTRAL	0- 0	0- 0	0- 0				
0- 0	0- 0	0- 0	CONFERENCE	0- 0	0- 0	0- 0				
0- 0	0- 0	0- 0	HOME	0- 0	0- 0	0- 0				
0- 0	0- 0	0- 0	AWAY	0- 0	0- 0	0- 0				
0- 0	0- 0	0- 0	NEUTRAL	0- 0	0- 0	0- 0				

RPI 1-25				RPI 26-50				RPI 51-100				RPI 101+ Team's RPI: 309			
RPI	S	Opponent	Score	RPI	S	Opponent	Score	RPI	S	Opponent	Score	RPI	S	Opponent	Score
15	A	South Dakota	44 82	35	A	Rutgers	33 107	58	A	West Virginia	47 82	138	A	La Salle	46 79
								64	A	South Dakota St.	41 94	311	H	Saint Peter's	57 82
								87	A	George Washington	35 54	318	A	Marshall	47 60
												331	A	UMBC	48 71
LAST 10 Division I															
87	A	George Washington	35 54	15	A	South Dakota	44 82								
138	A	La Salle	46 79	64	A	South Dakota St.	41 94								
58	A	West Virginia	47 82	331	A	UMBC	48 71								
318	A	Marshall	47 60	35	A	Rutgers	33 107								
311	H	Saint Peter's	57 82												

Non-Div I Games:

Coppin St.

Average RPI Win: 249		WON-LOST	WINNING	LAST 10	STRENGTH OF	OPP. STRENGTH	TEAM	ADJ.	CONF.	ADJ CONF.
Average RPI Loss: 74		RECORD	PCT. RANK	GAMES	SCHEDULE	OF SCHEDULE	RPI	RPI	RPI	RPI
DIV. I ONLY		5- 4	146	5-4	120	220	130	130	8	8
DIV. I NON-CONF.		5- 4	145	5-4	120	220	129	129	8	8
TOTALS	RPI 1-25	RPI 26-50		W-L RECORDS		RPI 51-100	RPI 101-150	RPI 150+		
5- 4	0- 0	0- 1		OVERALL		0- 2	0- 1	5- 0		
2- 3	0- 0	0- 0		HOME		0- 2	0- 1	2- 0		
3- 1	0- 0	0- 1		AWAY		0- 0	0- 0	3- 0		
0- 0	0- 0	0- 0		NEUTRAL		0- 0	0- 0	0- 0		
5- 4	0- 0	0- 1		NON-CONFERENCE		0- 2	0- 1	5- 0		
2- 3	0- 0	0- 0		HOME		0- 2	0- 1	2- 0		
3- 1	0- 0	0- 1		AWAY		0- 0	0- 0	3- 0		
0- 0	0- 0	0- 0		NEUTRAL		0- 0	0- 0	0- 0		
0- 0	0- 0	0- 0		CONFERENCE		0- 0	0- 0	0- 0		
0- 0	0- 0	0- 0		HOME		0- 0	0- 0	0- 0		
0- 0	0- 0	0- 0		AWAY		0- 0	0- 0	0- 0		
0- 0	0- 0	0- 0		NEUTRAL		0- 0	0- 0	0- 0		

[illegible]

Non-Div I Games:

Cornell

■ Loss, ■ Non-Conf, S Site, H Home A Away N Neutral

Creighton

Through Games Of Dec. 12, 2019

Average RPI Win:	126	WON-LOST	WINNING	LAST 10	STRENGTH OF	OPP. STRENGTH	TEAM	ADJ.	CONF.	ADJ CONF.
Average RPI Loss:	18	RECORD	PCT. RANK	GAMES	SCHEDULE	OF SCHEDULE	RPI	RPI	RPI	RPI
DIV. I ONLY	7- 2	50	7-2	13	66	8	8	6	6	
DIV. I NON-CONF.	7- 2	51	7-2	13	67	8	8	6	6	
TOTALS	RPI 1-25	RPI 26-50	W-L RECORDS	RPI 51-100	RPI 101-150	RPI 150+				
7- 2	0- 2	0- 0	OVERALL	5- 0	0- 0	2- 0				
3- 0	0- 0	0- 0	HOME	2- 0	0- 0	1- 0				
2- 2	0- 2	0- 0	AWAY	1- 0	0- 0	1- 0				
2- 0	0- 0	0- 0	NEUTRAL	2- 0	0- 0	0- 0				
7- 2	0- 2	0- 0	NON-CONFERENCE	5- 0	0- 0	2- 0				
3- 0	0- 0	0- 0	HOME	2- 0	0- 0	1- 0				
2- 2	0- 2	0- 0	AWAY	1- 0	0- 0	1- 0				
2- 0	0- 0	0- 0	NEUTRAL	2- 0	0- 0	0- 0				
0- 0	0- 0	0- 0	CONFERENCE	0- 0	0- 0	0- 0				
0- 0	0- 0	0- 0	HOME	0- 0	0- 0	0- 0				
0- 0	0- 0	0- 0	AWAY	0- 0	0- 0	0- 0				
0- 0	0- 0	0- 0	NEUTRAL	0- 0	0- 0	0- 0				

RPI 1-25				Team's RPI: 8		RPI 26-50				RPI 51-100				RPI 101+			
RPI	S	Opponent	Score	RPI	S	Opponent	Score	RPI	S	Opponent	Score	RPI	S	Opponent	Score		
15	A	South Dakota	65 72					54	H	UNI	57 54	276	A	Omaha	67 54		
21	A	Drake	53 63					58	N	West Virginia	82 75	283	H	North Dakota St.	70 59		
								64	H	South Dakota St.	61 48						
								67	N	Temple	69 59						
								80	A	Nebraska	79 74						
LAST 10 Division I																	
				80	A	Nebraska	79 74	54	H	UNI	57 54						
				283	H	North Dakota St.	70 59	15	A	South Dakota	65 72						
				21	A	Drake	53 63	67	N	Temple	69 59						
				64	H	South Dakota St.	61 48	58	N	West Virginia	82 75						
				276	A	Omaha	67 54										

Non-Div I Games:

Creighton

Loss, Non-Conf, S Site, H Home A Away N Neutral

Average RPI Win:	213	WON-LOST	WINNING	LAST 10	STRENGTH OF	OPP. STRENGTH	TEAM	ADJ.	CONF.	ADJ CONF.
Average RPI Loss:	105	RECORD	PCT. RANK	GAMES	SCHEDULE	OF SCHEDULE	RPI	RPI	RPI	RPI
DIV. I ONLY	4- 3	131	4-3	147	91	91	91	8	8	
DIV. I NON-CONF.	4- 3	131	4-3	147	89	91	91	8	8	
TOTALS	RPI 1-25	RPI 26-50	W-L RECORDS	RPI 51-100	RPI 101-150	RPI 150+				
4- 3	0- 1	0- 0	OVERALL	0- 1	1- 0	3- 1				
3- 0	0- 0	0- 0	HOME	0- 0	1- 0	2- 0				
1- 3	0- 1	0- 0	AWAY	0- 1	0- 0	1- 1				
0- 0	0- 0	0- 0	NEUTRAL	0- 0	0- 0	0- 0				
4- 3	0- 1	0- 0	NON-CONFERENCE	0- 1	1- 0	3- 1				
3- 0	0- 0	0- 0	HOME	0- 0	1- 0	2- 0				
1- 3	0- 1	0- 0	AWAY	0- 1	0- 0	1- 1				
0- 0	0- 0	0- 0	NEUTRAL	0- 0	0- 0	0- 0				
0- 0	0- 0	0- 0	CONFERENCE	0- 0	0- 0	0- 0				
0- 0	0- 0	0- 0	HOME	0- 0	0- 0	0- 0				
0- 0	0- 0	0- 0	AWAY	0- 0	0- 0	0- 0				
0- 0	0- 0	0- 0	NEUTRAL	0- 0	0- 0	0- 0				

RPI 1-25				RPI 26-50				RPI 51-100 Team's RPI: 91				RPI 101+			
RPI	S	Opponent	Score	RPI	S	Opponent	Score	RPI	S	Opponent	Score	RPI	S	Opponent	Score
10	A	Northwestern	37 79					63	A	Loyola Chicago	40 61	139	H	Merrimack	57 52
												227	A	Fairfield	52 51
												237	H	Maine	57 41
												242	A	Manhattan	58 70
												250	H	Vermont	72 55
LAST 10 Division I															
139	H	Merrimack	57 52	237	H	Maine	57 41	10	A	Northwestern	37 79				
250	H	Vermont	72 55	63	A	Loyola Chicago	40 61	242	A	Manhattan	58 70				
				227	A	Fairfield	52 51								

Non-Div I Games:

Dartmouth

Average RPI Win:	237	WON-LOST	WINNING	LAST 10	STRENGTH OF	OPP. STRENGTH	TEAM	ADJ.	CONF.	ADJ CONF.
Average RPI Loss:	70	RECORD	PCT. RANK	GAMES	SCHEDULE	OF SCHEDULE	RPI	RPI	RPI	RPI
DIV. I ONLY	6- 4	120	6-4	232	65	102	102	10	10	
DIV. I NON-CONF.	6- 4	120	6-4	231	66	102	102	10	10	
TOTALS	RPI 1-25	RPI 26-50	W-L RECORDS	RPI 51-100	RPI 101-150	RPI 150+				
6- 4	0- 1	0- 1	OVERALL	0- 1	1- 1	5- 0				
2- 0	0- 0	0- 0	HOME	0- 0	0- 0	2- 0				
3- 4	0- 1	0- 1	AWAY	0- 1	1- 1	2- 0				
1- 0	0- 0	0- 0	NEUTRAL	0- 0	0- 0	1- 0				
6- 4	0- 1	0- 1	NON-CONFERENCE	0- 1	1- 1	5- 0				
2- 0	0- 0	0- 0	HOME	0- 0	0- 0	2- 0				
3- 4	0- 1	0- 1	AWAY	0- 1	1- 1	2- 0				
1- 0	0- 0	0- 0	NEUTRAL	0- 0	0- 0	1- 0				
0- 0	0- 0	0- 0	CONFERENCE	0- 0	0- 0	0- 0				
0- 0	0- 0	0- 0	HOME	0- 0	0- 0	0- 0				
0- 0	0- 0	0- 0	AWAY	0- 0	0- 0	0- 0				
0- 0	0- 0	0- 0	NEUTRAL	0- 0	0- 0	0- 0				

RPI 1-25				RPI 26-50				RPI 51-100				RPI 101+ Team's RPI: 102			
RPI	S	Opponent	Score	RPI	S	Opponent	Score	RPI	S	Opponent	Score	RPI	S	Opponent	Score
22	A	Duke	52 82	43	A	Virginia Tech	68 88	68	A	Drexel	63 74	124	A	UMKC	74 64
												148	A	Columbia	60 63
												191	N	UC Irvine	78 72
												228	H	Georgetown	66 52
												264	A	ETSU	75 60
												300	A	High Point	73 63
												313	H	Western Caro.	101 51
LAST 10 Division I															
148	A	Columbia	60 63	22	A	Duke	52 82								
300	A	High Point	73 63	43	A	Virginia Tech	68 88								
264	A	ETSU	75 60	313	H	Western Caro.	101 51								
68	A	Drexel	63 74	124	A	UMKC	74 64								
228	H	Georgetown	66 52	191	N	UC Irvine	78 72								

Non-Div I Games: Newberry 75 46

Davidson

■ Loss,
 ■ Non-Conf,
 ■ S Site,
 ■ Home
 ■ A Away
 N Neutral

Average RPI Win:	260	WON-LOST	WINNING	LAST 10	STRENGTH OF	OPP. STRENGTH	TEAM	ADJ.	CONF.	ADJ CONF.
Average RPI Loss:	49	RECORD	PCT. RANK	GAMES	SCHEDULE	OF SCHEDULE	RPI	RPI	RPI	RPI
DIV. I ONLY	5- 5	163	5-5	164	50	155	155	10	10	
DIV. I NON-CONF.	5- 5	162	5-5	163	50	154	154	10	10	
TOTALS	RPI 1-25	RPI 26-50	W-L RECORDS	RPI 51-100	RPI 101-150	RPI 150+				
5- 5	0- 3	0- 0	OVERALL	0- 0	0- 2	5- 0				
2- 2	0- 2	0- 0	HOME	0- 0	0- 0	2- 0				
2- 1	0- 0	0- 0	AWAY	0- 0	0- 1	2- 0				
1- 2	0- 1	0- 0	NEUTRAL	0- 0	0- 1	1- 0				
5- 5	0- 3	0- 0	NON-CONFERENCE	0- 0	0- 2	5- 0				
2- 2	0- 2	0- 0	HOME	0- 0	0- 0	2- 0				
2- 1	0- 0	0- 0	AWAY	0- 0	0- 1	2- 0				
1- 2	0- 1	0- 0	NEUTRAL	0- 0	0- 1	1- 0				
0- 0	0- 0	0- 0	CONFERENCE	0- 0	0- 0	0- 0				
0- 0	0- 0	0- 0	HOME	0- 0	0- 0	0- 0				
0- 0	0- 0	0- 0	AWAY	0- 0	0- 0	0- 0				
0- 0	0- 0	0- 0	NEUTRAL	0- 0	0- 0	0- 0				

RPI 1-25				RPI 26-50				RPI 51-100				RPI 101+ Team's RPI: 155			
RPI	S	Opponent	Score	RPI	S	Opponent	Score	RPI	S	Opponent	Score	RPI	S	Opponent	Score
3	H	UConn	37 75									103	A	Central Mich.	80 81
7	N	Gonzaga	65 76									115	N	Auburn	74 76
18	H	South Carolina	49 75									185	A	Northeastern	71 60
												237	N	Maine	78 49
												274	A	Toledo	60 42
												298	H	Morehead St.	58 41
												305	H	Lipscomb	82 60
LAST 10 Division I															
298	H	Morehead St.	58 41	7	N	Gonzaga	65 76								
237	N	Maine	78 49	3	H	UConn	37 75								
115	N	Auburn	74 76	103	A	Central Mich.	80 81								
274	A	Toledo	60 42	185	A	Northeastern	71 60								
305	H	Lipscomb	82 60	18	H	South Carolina	49 75								

Non-Div I Games:

Dayton

■ Loss,
 ■ Non-Conf, S Site,
 ■ Home
 ■ Away
 N Neutral

Average RPI Win: 105		WON-LOST	WINNING	LAST 10	STRENGTH OF	OPP. STRENGTH	TEAM	ADJ.	CONF.	ADJ CONF.
Average RPI Loss: 1		RECORD	PCT. RANK	GAMES	SCHEDULE	OF SCHEDULE	RPI	RPI	RPI	RPI
DIV. I ONLY		8- 1	21	8-1	40	3	6	6	6	6
DIV. I NON-CONF.		8- 1	21	8-1	39	3	6	6	6	6
TOTALS	RPI 1-25	RPI 26-50		W-L RECORDS		RPI 51-100	RPI 101-150	RPI 150+		
8- 1	1- 1	1- 0		OVERALL		3- 0	1- 0	2- 0		
5- 0	0- 0	1- 0		HOME		1- 0	1- 0	2- 0		
3- 1	1- 1	0- 0		AWAY		2- 0	0- 0	0- 0		
0- 0	0- 0	0- 0		NEUTRAL		0- 0	0- 0	0- 0		
8- 1	1- 1	1- 0		NON-CONFERENCE		3- 0	1- 0	2- 0		
5- 0	0- 0	1- 0		HOME		1- 0	1- 0	2- 0		
3- 1	1- 1	0- 0		AWAY		2- 0	0- 0	0- 0		
0- 0	0- 0	0- 0		NEUTRAL		0- 0	0- 0	0- 0		
0- 0	0- 0	0- 0		CONFERENCE		0- 0	0- 0	0- 0		
0- 0	0- 0	0- 0		HOME		0- 0	0- 0	0- 0		
0- 0	0- 0	0- 0		AWAY		0- 0	0- 0	0- 0		
0- 0	0- 0	0- 0		NEUTRAL		0- 0	0- 0	0- 0		

RPI 1-25				Team's RPI: 6		RPI 26-50				RPI 51-100				RPI 101+					
RPI	S	Opponent	Score		RPI	S	Opponent	Score		RPI	S	Opponent	Score		RPI	S	Opponent	Score	
1	A	Oregon St.	77	98	50	H	Miami (FL)	89	83	59	A	Green Bay	76	65	149	H	Miami (OH)	98	79
10	A	Northwestern	70	68						68	H	Drexel	81	57	171	H	Milwaukee	94	65
										73	A	Notre Dame	105	94	261	H	Arkansas St.	109	64
LAST 10 Division I																			
					73	A	Notre Dame	105	94	171	H	Milwaukee	94	65					
					59	A	Green Bay	76	65	50	H	Miami (FL)	89	83					
					10	A	Northwestern	70	68	261	H	Arkansas St.	109	64					
					149	H	Miami (OH)	98	79	1	A	Oregon St.	77	98					
										68	H	Drexel	81	57					

Non-Div I Games:

DePaul

■ Loss, ■ Non-Conf, S Site, H Home A Away N Neutral

Delaware

Through Games Of Dec. 12, 2019

Average RPI Win:	176	WON-LOST	WINNING	LAST 10	STRENGTH OF	OPP. STRENGTH	TEAM	ADJ.	CONF.	ADJ CONF.
Average RPI Loss:	129	RECORD	PCT. RANK	GAMES	SCHEDULE	OF SCHEDULE	RPI	RPI	RPI	RPI
DIV. I ONLY	3- 5	221	3-5	238	42	218	218	19	19	
DIV. I NON-CONF.	3- 5	223	3-5	237	42	218	218	19	19	
TOTALS	RPI 1-25	RPI 26-50	W-L RECORDS	RPI 51-100	RPI 101-150	RPI 150+				
3- 5	0- 0	0- 1	OVERALL	0- 2	1- 0	2- 2				
0- 3	0- 0	0- 0	HOME	0- 1	0- 0	0- 2				
2- 2	0- 0	0- 1	AWAY	0- 1	0- 0	2- 0				
1- 0	0- 0	0- 0	NEUTRAL	0- 0	1- 0	0- 0				
3- 5	0- 0	0- 1	NON-CONFERENCE	0- 2	1- 0	2- 2				
0- 3	0- 0	0- 0	HOME	0- 1	0- 0	0- 2				
2- 2	0- 0	0- 1	AWAY	0- 1	0- 0	2- 0				
1- 0	0- 0	0- 0	NEUTRAL	0- 0	1- 0	0- 0				
0- 0	0- 0	0- 0	CONFERENCE	0- 0	0- 0	0- 0				
0- 0	0- 0	0- 0	HOME	0- 0	0- 0	0- 0				
0- 0	0- 0	0- 0	AWAY	0- 0	0- 0	0- 0				
0- 0	0- 0	0- 0	NEUTRAL	0- 0	0- 0	0- 0				

RPI 1-25			RPI 26-50			RPI 51-100			RPI 101+			Team's RPI: 218
RPI	S	Opponent	Score	RPI	S	Opponent	Score	RPI	S	Opponent	Score	
				41	A	Maryland	55 99	87	H	George Washington	49 63	121 N Santa Clara 81 80
								99	A	UCF	49 75	168 A Robert Morris 73 62
												182 H Delaware St. 64 67
												237 H Maine 56 69
												239 A Cal St. Fullerton 72 55
LAST 10 Division I												
168	A	Robert Morris	73 62	99	A	UCF	49 75					
87	H	George Washington	49 63	41	A	Maryland	55 99					
121	N	Santa Clara	81 80	182	H	Delaware St.	64 67					
239	A	Cal St. Fullerton	72 55	237	H	Maine	56 69					

Non-Div I Games:

Delaware

Loss, Non-Conf, S Site, H Home A Away N Neutral

Average RPI Win:	265	WON-LOST	WINNING	LAST 10	STRENGTH OF	OPP. STRENGTH	TEAM	ADJ.	CONF.	ADJ CONF.
Average RPI Loss:	129	RECORD	PCT. RANK	GAMES	SCHEDULE	OF SCHEDULE	RPI	RPI	RPI	RPI
DIV. I ONLY	2- 5	253	2-5	11	350	182	182	31	31	
DIV. I NON-CONF.	2- 5	253	2-5	11	350	181	181	31	31	
TOTALS	RPI 1-25	RPI 26-50	W-L RECORDS	RPI 51-100	RPI 101-150	RPI 150+				
2- 5	0- 0	0- 0	OVERALL	0- 1	0- 3	2- 1				
1- 5	0- 0	0- 0	HOME	0- 1	0- 3	1- 1				
1- 0	0- 0	0- 0	AWAY	0- 0	0- 0	1- 0				
0- 0	0- 0	0- 0	NEUTRAL	0- 0	0- 0	0- 0				
2- 5	0- 0	0- 0	NON-CONFERENCE	0- 1	0- 3	2- 1				
1- 5	0- 0	0- 0	HOME	0- 1	0- 3	1- 1				
1- 0	0- 0	0- 0	AWAY	0- 0	0- 0	1- 0				
0- 0	0- 0	0- 0	NEUTRAL	0- 0	0- 0	0- 0				
0- 0	0- 0	0- 0	CONFERENCE	0- 0	0- 0	0- 0				
0- 0	0- 0	0- 0	HOME	0- 0	0- 0	0- 0				
0- 0	0- 0	0- 0	AWAY	0- 0	0- 0	0- 0				
0- 0	0- 0	0- 0	NEUTRAL	0- 0	0- 0	0- 0				

RPI 1-25				RPI 26-50				RPI 51-100				RPI 101+				Team's RPI: 182	
RPI	S	Opponent	Score	RPI	S	Opponent	Score	RPI	S	Opponent	Score	RPI	S	Opponent	Score		
								90	H	Binghamton	66	75	101	H	Lehigh	38	68
													130	H	Cornell	51	77
													150	H	Cleveland St.	49	57
													172	H	William & Mary	52	73
													218	A	Delaware	67	64
													311	H	Saint Peter's	89	66
LAST 10 Division I																	
				150	H	Cleveland St.	49	57	311	H	Saint Peter's	89	66				
				172	H	William & Mary	52	73	101	H	Lehigh	38	68				
				130	H	Cornell	51	77									
				90	H	Binghamton	66	75									
				218	A	Delaware	67	64									

Non-Div I Games: Post 67 41 Georgian Court 69 48

Delaware St.

Average RPI Win:	201	WON-LOST	WINNING	LAST 10	STRENGTH OF	OPP. STRENGTH	TEAM	ADJ.	CONF.	ADJ CONF.
Average RPI Loss:	169	RECORD	PCT. RANK	GAMES	SCHEDULE	OF SCHEDULE	RPI	RPI	RPI	RPI
DIV. I ONLY	4- 5	188	4-5	277	144	279	279	17	17	
DIV. I NON-CONF.	4- 5	188	4-5	277	144	280	280	17	17	
TOTALS	RPI 1-25	RPI 26-50	W-L RECORDS	RPI 51-100	RPI 101-150	RPI 150+				
4- 5	0- 0	0- 1	OVERALL	0- 0	1- 1	3- 3				
4- 2	0- 0	0- 0	HOME	0- 0	1- 0	3- 2				
0- 3	0- 0	0- 1	AWAY	0- 0	0- 1	0- 1				
0- 0	0- 0	0- 0	NEUTRAL	0- 0	0- 0	0- 0				
4- 5	0- 0	0- 1	NON-CONFERENCE	0- 0	1- 1	3- 3				
4- 2	0- 0	0- 0	HOME	0- 0	1- 0	3- 2				
0- 3	0- 0	0- 1	AWAY	0- 0	0- 1	0- 1				
0- 0	0- 0	0- 0	NEUTRAL	0- 0	0- 0	0- 0				
0- 0	0- 0	0- 0	CONFERENCE	0- 0	0- 0	0- 0				
0- 0	0- 0	0- 0	HOME	0- 0	0- 0	0- 0				
0- 0	0- 0	0- 0	AWAY	0- 0	0- 0	0- 0				
0- 0	0- 0	0- 0	NEUTRAL	0- 0	0- 0	0- 0				

RPI S	Opponent	Score	RPI S	Opponent	Score	RPI S	Opponent	Score	RPI S	Opponent	Score
			44 A	Colorado	70 96				122 H	Wyoming	71 57
									124 A	UMKC	79 83
									154 A	Lamar University	59 71
									191 H	UC Irvine	83 75
									193 H	Northern Colo.	74 55
									196 H	Alabama A&M	83 86
									299 H	Cal Poly	96 66
									325 H	New Mexico St.	75 78
LAST 10 Division I											
191 H	UC Irvine	83 75	44 A	Colorado	70 96	154 A	Lamar University	59 71			
299 H	Cal Poly	96 66				193 H	Northern Colo.	74 55			
122 H	Wyoming	71 57				196 H	Alabama A&M	83 86			
325 H	New Mexico St.	75 78									
124 A	UMKC	79 83									

Non-Div I Games: Colo. Christian 89 49

Denver

Detroit Mercy

Through Games Of Dec. 12, 2019

Average RPI Win:	0	WON-LOST	WINNING	LAST 10	STRENGTH OF	OPP. STRENGTH	TEAM	ADJ.	CONF.	ADJ CONF.
Average RPI Loss:	161	RECORD	PCT. RANK	GAMES	SCHEDULE	OF SCHEDULE	RPI	RPI	RPI	RPI
DIV. I ONLY	0- 9	334	0-9	163	251	324	324	15	15	
DIV. I NON-CONF.	0- 9	334	0-9	162	251	324	324	15	15	
TOTALS	RPI 1-25	RPI 26-50	W-L RECORDS	RPI 51-100	RPI 101-150	RPI 150+				
0- 9	0- 0	0- 0	OVERALL	0- 3	0- 1	0- 5				
0- 3	0- 0	0- 0	HOME	0- 1	0- 1	0- 1				
0- 4	0- 0	0- 0	AWAY	0- 2	0- 0	0- 2				
0- 2	0- 0	0- 0	NEUTRAL	0- 0	0- 0	0- 2				
0- 9	0- 0	0- 0	NON-CONFERENCE	0- 3	0- 1	0- 5				
0- 3	0- 0	0- 0	HOME	0- 1	0- 1	0- 1				
0- 4	0- 0	0- 0	AWAY	0- 2	0- 0	0- 2				
0- 2	0- 0	0- 0	NEUTRAL	0- 0	0- 0	0- 2				
0- 0	0- 0	0- 0	CONFERENCE	0- 0	0- 0	0- 0				
0- 0	0- 0	0- 0	HOME	0- 0	0- 0	0- 0				
0- 0	0- 0	0- 0	AWAY	0- 0	0- 0	0- 0				
0- 0	0- 0	0- 0	NEUTRAL	0- 0	0- 0	0- 0				

RPI 1-25				RPI 26-50				RPI 51-100				RPI 101+				Team's RPI: 324	
RPI	S	Opponent	Score	RPI	S	Opponent	Score	RPI	S	Opponent	Score	RPI	S	Opponent	Score		
								63	H	Loyola Chicago	60	89	107	H	Valparaiso	58	77
								79	A	Butler	60	82	173	A	George Mason	62	75
								94	A	Michigan St.	52	110	174	H	Akron	60	81
													224	A	Western Mich.	67	82
													257	N	Tennessee Tech	47	69
													280	N	Sacred Heart	60	66
LAST 10 Division I																	
				173	A	George Mason	62	75	107	H	Valparaiso	58	77				
				79	A	Butler	60	82	257	N	Tennessee Tech	47	69				
				94	A	Michigan St.	52	110	280	N	Sacred Heart	60	66				
				63	H	Loyola Chicago	60	89	174	H	Akron	60	81				
									224	A	Western Mich.	67	82				

Non-Div I Games:

Detroit Mercy

Loss, Non-Conf, S Site, H Home A Away N Neutral

Drake

Through Games Of Dec. 12, 2019

Average RPI Win:	126	WON-LOST	WINNING	LAST 10	STRENGTH OF	OPP. STRENGTH	TEAM	ADJ.	CONF.	ADJ CONF.
Average RPI Loss:	20	RECORD	PCT. RANK	GAMES	SCHEDULE	OF SCHEDULE	RPI	RPI	RPI	RPI
DIV. I ONLY	6- 2	60	6-2	29	45	21	21	4	4	
DIV. I NON-CONF.	6- 2	61	6-2	28	45	22	22	4	4	
TOTALS	RPI 1-25	RPI 26-50	W-L RECORDS	RPI 51-100	RPI 101-150	RPI 150+				
6- 2	1- 2	0- 0	OVERALL	1- 0	2- 0	2- 0				
4- 0	1- 0	0- 0	HOME	1- 0	1- 0	1- 0				
0- 1	0- 1	0- 0	AWAY	0- 0	0- 0	0- 0				
2- 1	0- 1	0- 0	NEUTRAL	0- 0	1- 0	1- 0				
6- 2	1- 2	0- 0	NON-CONFERENCE	1- 0	2- 0	2- 0				
4- 0	1- 0	0- 0	HOME	1- 0	1- 0	1- 0				
0- 1	0- 1	0- 0	AWAY	0- 0	0- 0	0- 0				
2- 1	0- 1	0- 0	NEUTRAL	0- 0	1- 0	1- 0				
0- 0	0- 0	0- 0	CONFERENCE	0- 0	0- 0	0- 0				
0- 0	0- 0	0- 0	HOME	0- 0	0- 0	0- 0				
0- 0	0- 0	0- 0	AWAY	0- 0	0- 0	0- 0				
0- 0	0- 0	0- 0	NEUTRAL	0- 0	0- 0	0- 0				

RPI 1-25				Team's RPI: 21	RPI 26-50				RPI 51-100				RPI 101+			
RPI	S	Opponent	Score		RPI	S	Opponent	Score	RPI	S	Opponent	Score	RPI	S	Opponent	Score
8	H	Creighton	63 53						64	H	South Dakota St.	74 67	115	N	Auburn	83 82
15	A	South Dakota	94 102										127	H	Iowa St.	86 81
25	N	Purdue	47 67										204	H	Western Ill.	94 75
													237	N	Maine	94 62
LAST 10 Division I																
		115	N	Auburn	83	82					237	N	Maine	94	62	
		127	H	Iowa St.	86	81					25	N	Purdue	47	67	
		64	H	South Dakota St.	74	67					204	H	Western Ill.	94	75	
											8	H	Creighton	63	53	
											15	A	South Dakota	94	102	

Non-Div I Games: Waldorf 103 18

Drake

Loss, Non-Conf, S Site, H Home A Away N Neutral

Average RPI Win:	139	WON-LOST	WINNING	LAST 10	STRENGTH OF	OPP. STRENGTH	TEAM	ADJ.	CONF.	ADJ CONF.
Average RPI Loss:	66	RECORD	PCT. RANK	GAMES	SCHEDULE	OF SCHEDULE	RPI	RPI	RPI	RPI
DIV. I ONLY	5- 4	146	5-4	45	117	68	68	19	19	
DIV. I NON-CONF.	5- 4	145	5-4	44	117	68	68	19	19	
TOTALS	RPI 1-25	RPI 26-50	W-L RECORDS	RPI 51-100	RPI 101-150	RPI 150+				
5- 4	0- 1	1- 1	OVERALL	0- 1	1- 1	3- 0				
3- 1	0- 0	1- 1	HOME	0- 0	1- 0	1- 0				
2- 2	0- 1	0- 0	AWAY	0- 0	0- 1	2- 0				
0- 1	0- 0	0- 0	NEUTRAL	0- 1	0- 0	0- 0				
5- 4	0- 1	1- 1	NON-CONFERENCE	0- 1	1- 1	3- 0				
3- 1	0- 0	1- 1	HOME	0- 0	1- 0	1- 0				
2- 2	0- 1	0- 0	AWAY	0- 0	0- 1	2- 0				
0- 1	0- 0	0- 0	NEUTRAL	0- 1	0- 0	0- 0				
0- 0	0- 0	0- 0	CONFERENCE	0- 0	0- 0	0- 0				
0- 0	0- 0	0- 0	HOME	0- 0	0- 0	0- 0				
0- 0	0- 0	0- 0	AWAY	0- 0	0- 0	0- 0				
0- 0	0- 0	0- 0	NEUTRAL	0- 0	0- 0	0- 0				

RPI 1-25				RPI 26-50				RPI 51-100				RPI 101+			
RPI	S	Opponent	Score	RPI	S	Opponent	Score	RPI	S	Opponent	Score	RPI	S	Opponent	Score
6	A	DePaul	57 81	39	H	Pacific	51 58	89	N	Buffalo	59 63	102	H	Davidson	74 63
				49	H	Richmond	58 52					128	A	Bucknell	49 60
												157	H	Villanova	54 52
												186	A	Saint Joseph's	62 52
												202	A	Quinnipiac	66 62
LAST 10 Division I															
128	A	Bucknell	49 60	89	N	Buffalo	59 63								
157	H	Villanova	54 52	49	H	Richmond	58 52								
186	A	Saint Joseph's	62 52	39	H	Pacific	51 58								
202	A	Quinnipiac	66 62	6	A	DePaul	57 81								
				102	H	Davidson	74 63								

Non-Div I Games:

Drexel

D
u
k
e

D
u
k
e

Duke

Page 73

RPI 1-25				RPI 26-50				RPI 51-100				RPI 101+				Team's RPI: 112	
RPI	S	Opponent	Score	RPI	S	Opponent	Score	RPI	S	Opponent	Score	RPI	S	Opponent	Score		
								67	A	Temple	72 85	130	A	Cornell	72 62		
								69	H	Kent St.	75 77	174	A	Akron	88 63		
												232	A	Lafayette	73 65		
												242	A	Manhattan	76 65		
												244	A	Iona	76 74		
												274	H	Toledo	79 74		
												296	A	Pittsburgh	81 62		
												342	H	Central Conn. St.	72 33		
LAST 10 Division I																	
				130	A	Cornell	72 62	296	A	Pittsburgh	81 62						
				274	H	Toledo	79 74	232	A	Lafayette	73 65						
				174	A	Akron	88 63	244	A	Iona	76 74						
				342	H	Central Conn. St.	72 33	242	A	Manhattan	76 65						
				69	H	Kent St.	75 77	67	A	Temple	72 85						

Duquesne

Average RPI Win:	240	WON-LOST	WINNING	LAST 10	STRENGTH OF	OPP. STRENGTH	TEAM	ADJ.	CONF.	ADJ CONF.
Average RPI Loss:	179	RECORD	PCT. RANK	GAMES	SCHEDULE	OF SCHEDULE	RPI	RPI	RPI	RPI
DIV. I ONLY	3- 8	276	3-7	150	330	264	264	26	26	
DIV. I NON-CONF.	3- 8	276	3-7	148	330	265	265	26	26	
TOTALS	RPI 1-25	RPI 26-50	W-L RECORDS	RPI 51-100	RPI 101-150	RPI 150+				
3- 8	0- 0	0- 1	OVERALL	0- 1	0- 2	3- 4				
1- 5	0- 0	0- 0	HOME	0- 0	0- 2	1- 3				
2- 3	0- 0	0- 1	AWAY	0- 1	0- 0	2- 1				
0- 0	0- 0	0- 0	NEUTRAL	0- 0	0- 0	0- 0				
3- 8	0- 0	0- 1	NON-CONFERENCE	0- 1	0- 2	3- 4				
1- 5	0- 0	0- 0	HOME	0- 0	0- 2	1- 3				
2- 3	0- 0	0- 1	AWAY	0- 1	0- 0	2- 1				
0- 0	0- 0	0- 0	NEUTRAL	0- 0	0- 0	0- 0				
0- 0	0- 0	0- 0	CONFERENCE	0- 0	0- 0	0- 0				
0- 0	0- 0	0- 0	HOME	0- 0	0- 0	0- 0				
0- 0	0- 0	0- 0	AWAY	0- 0	0- 0	0- 0				
0- 0	0- 0	0- 0	NEUTRAL	0- 0	0- 0	0- 0				

RPI 1-25			RPI 26-50			RPI 51-100			RPI 101+			Team's RPI: 264
RPI	S	Opponent	Score	RPI	S	Opponent	Score	RPI	S	Opponent	Score	
46	A	Troy	61 79	83	A	N.C. A&T	69 80	102	H	Davidson	60 75	
								150	H	Cleveland St.	54 62	
								206	A	Liberty	63 62	
								209	H	Wake Forest	67 60	
								223	H	Tennessee	68 72	
								246	H	Radford	43 67	
								285	H	UNC Asheville	54 72	
								300	A	High Point	62 80	
								306	A	Appalachian St.	67 61	
LAST 10 Division I												
46	A	Troy	61 79	306	A	Appalachian St.	67 61					
150	H	Cleveland St.	54 62	285	H	UNC Asheville	54 72					
209	H	Wake Forest	67 60	246	H	Radford	43 67					
102	H	Davidson	60 75	83	A	N.C. A&T	69 80					
206	A	Liberty	63 62	300	A	High Point	62 80					

Non-Div I Games:

ETSU

East Carolina

Through Games Of Dec. 12, 2019

Average RPI Win:	299	WON-LOST	WINNING	LAST 10	STRENGTH OF	OPP. STRENGTH	TEAM	ADJ.	CONF.	ADJ CONF.
Average RPI Loss:	157	RECORD	PCT. RANK	GAMES	SCHEDULE	OF SCHEDULE	RPI	RPI	RPI	RPI
DIV. I ONLY	3- 6	228	3-6	280	186	295	295	9	9	
DIV. I NON-CONF.	3- 6	229	3-6	281	185	295	295	9	9	
TOTALS	RPI 1-25	RPI 26-50	W-L RECORDS	RPI 51-100	RPI 101-150	RPI 150+				
3- 6	0- 0	0- 1	OVERALL	0- 1	0- 0	3- 4				
2- 3	0- 0	0- 1	HOME	0- 1	0- 0	2- 1				
1- 3	0- 0	0- 0	AWAY	0- 0	0- 0	1- 3				
0- 0	0- 0	0- 0	NEUTRAL	0- 0	0- 0	0- 0				
3- 6	0- 0	0- 1	NON-CONFERENCE	0- 1	0- 0	3- 4				
2- 3	0- 0	0- 1	HOME	0- 1	0- 0	2- 1				
1- 3	0- 0	0- 0	AWAY	0- 0	0- 0	1- 3				
0- 0	0- 0	0- 0	NEUTRAL	0- 0	0- 0	0- 0				
0- 0	0- 0	0- 0	CONFERENCE	0- 0	0- 0	0- 0				
0- 0	0- 0	0- 0	HOME	0- 0	0- 0	0- 0				
0- 0	0- 0	0- 0	AWAY	0- 0	0- 0	0- 0				
0- 0	0- 0	0- 0	NEUTRAL	0- 0	0- 0	0- 0				

RPI S	Opponent	Score	RPI S	Opponent	Score	RPI S	Opponent	Score	RPI S	Opponent	Score	Team's RPI: 295
			37 H Charlotte	47 59		70 H Middle Tenn.	66 68		172 H William & Mary	68 78		
									206 A Liberty	66 81		
									209 A Wake Forest	53 76		
									248 A VCU	40 53		
									273 H UMES	57 42		
									307 A Longwood	64 61		
									316 H USC Upstate	69 48		
LAST 10 Division I												
206 A Liberty	66 81	248 A VCU	40 53									
209 A Wake Forest	53 76	37 H Charlotte	47 59									
307 A Longwood	64 61	172 H William & Mary	68 78									
273 H UMES	57 42	316 H USC Upstate	69 48									
		70 H Middle Tenn.	66 68									

Non-Div I Games:

East Carolina

Loss, Non-Conf, S Site, H Home A Away N Neutral

Average RPI Win:	307	WON-LOST	WINNING	LAST 10	STRENGTH OF	OPP. STRENGTH	TEAM	ADJ.	CONF.	ADJ CONF.
Average RPI Loss:	118	RECORD	PCT. RANK	GAMES	SCHEDULE	OF SCHEDULE	RPI	RPI	RPI	RPI
DIV. I ONLY	4- 3	131	4-3	311	234	235	235	22	22	
DIV. I NON-CONF.	4- 3	131	4-3	311	234	235	235	22	22	
TOTALS	RPI 1-25	RPI 26-50	W-L RECORDS	RPI 51-100	RPI 101-150	RPI 150+				
4- 3	0- 0	0- 0	OVERALL	0- 2	0- 0	4- 1				
1- 2	0- 0	0- 0	HOME	0- 1	0- 0	1- 1				
3- 1	0- 0	0- 0	AWAY	0- 1	0- 0	3- 0				
0- 0	0- 0	0- 0	NEUTRAL	0- 0	0- 0	0- 0				
4- 3	0- 0	0- 0	NON-CONFERENCE	0- 2	0- 0	4- 1				
1- 2	0- 0	0- 0	HOME	0- 1	0- 0	1- 1				
3- 1	0- 0	0- 0	AWAY	0- 1	0- 0	3- 0				
0- 0	0- 0	0- 0	NEUTRAL	0- 0	0- 0	0- 0				
0- 0	0- 0	0- 0	CONFERENCE	0- 0	0- 0	0- 0				
0- 0	0- 0	0- 0	HOME	0- 0	0- 0	0- 0				
0- 0	0- 0	0- 0	AWAY	0- 0	0- 0	0- 0				
0- 0	0- 0	0- 0	NEUTRAL	0- 0	0- 0	0- 0				

RPI 1-25				RPI 26-50				RPI 51-100				RPI 101+ Team's RPI: 235			
RPI	S	Opponent	Score	RPI	S	Opponent	Score	RPI	S	Opponent	Score	RPI	S	Opponent	Score
								63	H	Loyola Chicago	51 67	219	H	Indiana St.	57 59
								71	A	Wisconsin	55 63	276	H	Omaha	65 52
												305	A	Lipscomb	66 56
												321	A	Evansville	90 44
												327	A	UIC	80 45
LAST 10 Division I															
		276	H	Omaha	65	52		63	H	Loyola Chicago	51	67			
		305	A	Lipscomb	66	56		219	H	Indiana St.	57	59			
		71	A	Wisconsin	55	63									
		321	A	Evansville	90	44									
		327	A	UIC	80	45									

Non-Div I Games: Lindenwood (MO) 88 66

Eastern Ill.

Average RPI Win:	247	WON-LOST	WINNING	LAST 10	STRENGTH OF	OPP. STRENGTH	TEAM	ADJ.	CONF.	ADJ CONF.
Average RPI Loss:	130	RECORD	PCT. RANK	GAMES	SCHEDULE	OF SCHEDULE	RPI	RPI	RPI	RPI
DIV. I ONLY	5- 3	106	5-3	296	181	199	199	22	22	
DIV. I NON-CONF.	5- 3	105	5-3	296	178	198	198	22	22	
TOTALS	RPI 1-25	RPI 26-50	W-L RECORDS	RPI 51-100	RPI 101-150	RPI 150+				
5- 3	0- 0	0- 0	OVERALL	0- 1	1- 1	4- 1				
2- 2	0- 0	0- 0	HOME	0- 0	0- 1	2- 1				
3- 1	0- 0	0- 0	AWAY	0- 1	1- 0	2- 0				
0- 0	0- 0	0- 0	NEUTRAL	0- 0	0- 0	0- 0				
5- 3	0- 0	0- 0	NON-CONFERENCE	0- 1	1- 1	4- 1				
2- 2	0- 0	0- 0	HOME	0- 0	0- 1	2- 1				
3- 1	0- 0	0- 0	AWAY	0- 1	1- 0	2- 0				
0- 0	0- 0	0- 0	NEUTRAL	0- 0	0- 0	0- 0				
0- 0	0- 0	0- 0	CONFERENCE	0- 0	0- 0	0- 0				
0- 0	0- 0	0- 0	HOME	0- 0	0- 0	0- 0				
0- 0	0- 0	0- 0	AWAY	0- 0	0- 0	0- 0				
0- 0	0- 0	0- 0	NEUTRAL	0- 0	0- 0	0- 0				

RPI 1-25			RPI 26-50			RPI 51-100			RPI 101+			Team's RPI: 199
RPI	S	Opponent	Score	RPI	S	Opponent	Score	RPI	S	Opponent	Score	
						79	A Butler	41	73	144	A Memphis	63 60
										149	H Miami (OH)	57 75
										162	H Youngstown St.	63 72
										252	H Northern Ky.	69 62
										258	A Xavier	56 55
										290	A Mercer	61 60
										293	H Chattanooga	71 65
LAST 10 Division I												
						290	A Mercer	61 60		258	A Xavier	56 55
						149	H Miami (OH)	57 75		162	H Youngstown St.	63 72
						79	A Butler	41 73		293	H Chattanooga	71 65
						144	A Memphis	63 60				
						252	H Northern Ky.	69 62				

Non-Div I Games: Alice Lloyd 102 65

Eastern Ky.

Average RPI Win:	252	WON-LOST	WINNING	LAST 10	STRENGTH OF	OPP. STRENGTH	TEAM	ADJ.	CONF.	ADJ CONF.
Average RPI Loss:	106	RECORD	PCT. RANK	GAMES	SCHEDULE	OF SCHEDULE	RPI	RPI	RPI	RPI
DIV. I ONLY	2- 6	277	2-6	18	320	197	197	12	12	
DIV. I NON-CONF.	2- 6	277	2-6	18	321	196	196	12	12	
TOTALS	RPI 1-25	RPI 26-50	W-L RECORDS	RPI 51-100	RPI 101-150	RPI 150+				
2- 6	0- 0	0- 1	OVERALL	0- 2	0- 2	2- 1				
2- 2	0- 0	0- 1	HOME	0- 0	0- 1	2- 0				
0- 4	0- 0	0- 0	AWAY	0- 2	0- 1	0- 1				
0- 0	0- 0	0- 0	NEUTRAL	0- 0	0- 0	0- 0				
2- 6	0- 0	0- 1	NON-CONFERENCE	0- 2	0- 2	2- 1				
2- 2	0- 0	0- 1	HOME	0- 0	0- 1	2- 0				
0- 4	0- 0	0- 0	AWAY	0- 2	0- 1	0- 1				
0- 0	0- 0	0- 0	NEUTRAL	0- 0	0- 0	0- 0				
0- 0	0- 0	0- 0	CONFERENCE	0- 0	0- 0	0- 0				
0- 0	0- 0	0- 0	HOME	0- 0	0- 0	0- 0				
0- 0	0- 0	0- 0	AWAY	0- 0	0- 0	0- 0				
0- 0	0- 0	0- 0	NEUTRAL	0- 0	0- 0	0- 0				

RPI 1-25				RPI 26-50				RPI 51-100				RPI 101+				Team's RPI: 197	
RPI	S	Opponent	Score	RPI	S	Opponent	Score	RPI	S	Opponent	Score	RPI	S	Opponent	Score		
				36	H	Michigan	38 57	90	A	Binghamton	67 78	120	H	Southern Ill.	54 85		
								94	A	Michigan St.	50 85	132	A	Wichita St.	52 63		
												162	A	Youngstown St.	77 79		
												166	H	Southeast Mo. St.	69 64		
												337	H	Purdue Fort Wayne	64 40		
LAST 10 Division I																	
				166	H	Southeast Mo. St.	69 64	337	H	Purdue Fort Wayne	64 40						
				162	A	Youngstown St.	77 79	132	A	Wichita St.	52 63						
				94	A	Michigan St.	50 85	90	A	Binghamton	67 78						
								36	H	Michigan	38 57						
								120	H	Southern Ill.	54 85						

Non-Div I Games: Olivet 95 38

Eastern Mich.

Average RPI Win:	0	WON-LOST	WINNING	LAST 10	STRENGTH OF	OPP. STRENGTH	TEAM	ADJ.	CONF.	ADJ CONF.
Average RPI Loss:	134	RECORD	PCT. RANK	GAMES	SCHEDULE	OF SCHEDULE	RPI	RPI	RPI	RPI
DIV. I ONLY	0- 5	334	0-5	7	290	225	225	18	18	
DIV. I NON-CONF.	0- 5	334	0-5	8	290	225	225	18	18	
TOTALS	RPI 1-25	RPI 26-50	W-L RECORDS	RPI 51-100	RPI 101-150	RPI 150+				
0- 5	0- 2	0- 0	OVERALL	0- 0	0- 0	0- 3				
0- 1	0- 0	0- 0	HOME	0- 0	0- 0	0- 1				
0- 4	0- 2	0- 0	AWAY	0- 0	0- 0	0- 2				
0- 0	0- 0	0- 0	NEUTRAL	0- 0	0- 0	0- 0				
0- 5	0- 2	0- 0	NON-CONFERENCE	0- 0	0- 0	0- 3				
0- 1	0- 0	0- 0	HOME	0- 0	0- 0	0- 1				
0- 4	0- 2	0- 0	AWAY	0- 0	0- 0	0- 2				
0- 0	0- 0	0- 0	NEUTRAL	0- 0	0- 0	0- 0				
0- 0	0- 0	0- 0	CONFERENCE	0- 0	0- 0	0- 0				
0- 0	0- 0	0- 0	HOME	0- 0	0- 0	0- 0				
0- 0	0- 0	0- 0	AWAY	0- 0	0- 0	0- 0				
0- 0	0- 0	0- 0	NEUTRAL	0- 0	0- 0	0- 0				

RPI 1-25				RPI 26-50				RPI 51-100				RPI 101+ Team's RPI: 225			
RPI	S	Opponent	Score	RPI	S	Opponent	Score	RPI	S	Opponent	Score	RPI	S	Opponent	Score
4	A	Stanford	27 92									165	A	San Jose St.	66 84
7	A	Gonzaga	44 84									201	A	Utah	49 87
												294	H	Pepperdine	52 53
LAST 10 Division I															
				294	H	Pepperdine	52 53	201	A	Utah	49 87				
				7	A	Gonzaga	44 84	165	A	San Jose St.	66 84				
								4	A	Stanford	27 92				

Non-Div I Games: Northwest Chrst. 81 62

Eastern Wash.

Average RPI Win:	288	WON-LOST	WINNING	LAST 10	STRENGTH OF	OPP. STRENGTH	TEAM	ADJ.	CONF.	ADJ CONF.
Average RPI Loss:	113	RECORD	PCT. RANK	GAMES	SCHEDULE	OF SCHEDULE	RPI	RPI	RPI	RPI
DIV. I ONLY	3- 4	201	3-4	191	207	214	214	19	19	
DIV. I NON-CONF.	3- 4	201	3-4	191	207	214	214	19	19	
TOTALS	RPI 1-25	RPI 26-50	W-L RECORDS	RPI 51-100	RPI 101-150	RPI 150+				
3- 4	0- 0	0- 0	OVERALL	0- 2	0- 1	3- 1				
2- 1	0- 0	0- 0	HOME	0- 0	0- 0	2- 1				
1- 2	0- 0	0- 0	AWAY	0- 1	0- 1	1- 0				
0- 1	0- 0	0- 0	NEUTRAL	0- 1	0- 0	0- 0				
3- 4	0- 0	0- 0	NON-CONFERENCE	0- 2	0- 1	3- 1				
2- 1	0- 0	0- 0	HOME	0- 0	0- 0	2- 1				
1- 2	0- 0	0- 0	AWAY	0- 1	0- 1	1- 0				
0- 1	0- 0	0- 0	NEUTRAL	0- 1	0- 0	0- 0				
0- 0	0- 0	0- 0	CONFERENCE	0- 0	0- 0	0- 0				
0- 0	0- 0	0- 0	HOME	0- 0	0- 0	0- 0				
0- 0	0- 0	0- 0	AWAY	0- 0	0- 0	0- 0				
0- 0	0- 0	0- 0	NEUTRAL	0- 0	0- 0	0- 0				

RPI 1-25			RPI 26-50			RPI 51-100			RPI 101+			Team's RPI: 214
RPI	S	Opponent	Score	RPI	S	Opponent	Score	RPI	S	Opponent	Score	
						66 A North Carolina	46 76	104 A Marist		55 63		
						74 N IUPUI	53 59	209 H Wake Forest		57 69		
								245 A UNLV		50 44		
								306 H Appalachian St.		67 66		
								313 H Western Caro.		68 24		
LAST 10 Division I												
209	H	Wake Forest	57 69	74	N	IUPUI	53 59					
66	A	North Carolina	46 76	245	A	UNLV	50 44					
104	A	Marist	55 63									
306	H	Appalachian St.	67 66									
313	H	Western Caro.	68 24									

Non-Div I Games:

Elon

Average RPI Win: 318		WON-LOST	WINNING	LAST 10	STRENGTH OF	OPP. STRENGTH	TEAM	ADJ.	CONF.	ADJ CONF.
Average RPI Loss: 183		RECORD	PCT. RANK	GAMES	SCHEDULE	OF SCHEDULE	RPI	RPI	RPI	RPI
DIV. I ONLY		1- 5	301	1-5	186	344	321	321	4	4
DIV. I NON-CONF.		1- 5	300	1-5	186	344	321	321	4	4
TOTALS		RPI 1-25	RPI 26-50	W-L RECORDS	RPI 51-100	RPI 101-150	RPI 150+			
1- 5	0- 0		0- 0	OVERALL	0- 0	0- 2	1- 3			
1- 2	0- 0		0- 0	HOME	0- 0	0- 1	1- 1			
0- 3	0- 0		0- 0	AWAY	0- 0	0- 1	0- 2			
0- 0	0- 0		0- 0	NEUTRAL	0- 0	0- 0	0- 0			
1- 5	0- 0		0- 0	NON-CONFERENCE	0- 0	0- 2	1- 3			
1- 2	0- 0		0- 0	HOME	0- 0	0- 1	1- 1			
0- 3	0- 0		0- 0	AWAY	0- 0	0- 1	0- 2			
0- 0	0- 0		0- 0	NEUTRAL	0- 0	0- 0	0- 0			
0- 0	0- 0		0- 0	CONFERENCE	0- 0	0- 0	0- 0			
0- 0	0- 0		0- 0	HOME	0- 0	0- 0	0- 0			
0- 0	0- 0		0- 0	AWAY	0- 0	0- 0	0- 0			
0- 0	0- 0		0- 0	NEUTRAL	0- 0	0- 0	0- 0			

RPI 1-25				RPI 26-50				RPI 51-100				RPI 101+				Team's RPI: 321	
RPI	S	Opponent	Score	RPI	S	Opponent	Score	RPI	S	Opponent	Score	RPI	S	Opponent	Score		
												108	H	Murray St.	59	61	
												136	A	Austin Peay	64	80	
												166	A	Southeast Mo. St.	60	83	
												235	H	Eastern Ill.	44	90	
												269	A	SIUE	74	85	
												318	H	Marshall	66	62	
EAST 10 Division I																	
				166	A	Southeast Mo. St.	60	83	108	H	Murray St.	59	61				
									318	H	Marshall	66	62				
									136	A	Austin Peay	64	80				
									235	H	Eastern Ill.	44	90				
									269	A	SIUE	74	85				

Non-Div I Games:	Brescia	77	61
------------------	---------	----	----

Evansville

Loss, Non-Conf, S Site, H Home A Away N Neutral

Average RPI Win:	141	WON-LOST	WINNING	LAST 10	STRENGTH OF	OPP. STRENGTH	TEAM	ADJ.	CONF.	ADJ CONF.
Average RPI Loss:	9	RECORD	PCT. RANK	GAMES	SCHEDULE	OF SCHEDULE	RPI	RPI	RPI	RPI
DIV. I ONLY	7- 1	32	7-1	101	26	19	19	16	16	
DIV. I NON-CONF.	7- 1	32	7-1	101	26	19	19	16	16	
TOTALS	RPI 1-25	RPI 26-50	W-L RECORDS	RPI 51-100	RPI 101-150	RPI 150+				
7- 1	0- 1	0- 0	OVERALL	3- 0	2- 0	2- 0				
1- 0	0- 0	0- 0	HOME	1- 0	0- 0	0- 0				
2- 1	0- 1	0- 0	AWAY	0- 0	1- 0	1- 0				
4- 0	0- 0	0- 0	NEUTRAL	2- 0	1- 0	1- 0				
7- 1	0- 1	0- 0	NON-CONFERENCE	3- 0	2- 0	2- 0				
1- 0	0- 0	0- 0	HOME	1- 0	0- 0	0- 0				
2- 1	0- 1	0- 0	AWAY	0- 0	1- 0	1- 0				
4- 0	0- 0	0- 0	NEUTRAL	2- 0	1- 0	1- 0				
0- 0	0- 0	0- 0	CONFERENCE	0- 0	0- 0	0- 0				
0- 0	0- 0	0- 0	HOME	0- 0	0- 0	0- 0				
0- 0	0- 0	0- 0	AWAY	0- 0	0- 0	0- 0				
0- 0	0- 0	0- 0	NEUTRAL	0- 0	0- 0	0- 0				

RPI 1-25				Team's RPI: 19				RPI 26-50				RPI 51-100				RPI 101+			
RPI	S	Opponent	Score	RPI	S	Opponent	Score	RPI	S	Opponent	Score	RPI	S	Opponent	Score	RPI	S	Opponent	Score
9	A	Princeton	53 67									64	N	South Dakota St.	71 70	114	A	Houston	57 45
												73	N	Notre Dame	69 60	145	N	South Fla.	81 77
												99	H	UCF	72 50	188	N	Saint Francis (PA)	97 64
																301	A	FIU	100 54
LAST 10 Division I																			
				114	A	Houston	57 45					188	N	Saint Francis (PA)	97 64				
				64	N	South Dakota St.	71 70					9	A	Princeton	53 67				
				145	N	South Fla.	81 77					99	H	UCF	72 50				
				73	N	Notre Dame	69 60					301	A	FIU	100 54				

Non-Div I Games: Webber Int'l 99 48 Fla. Memorial 91 47 Johnson & Wales (FL89 56

FGCU

Average RPI Win:	326	WON-LOST	WINNING	LAST 10	STRENGTH OF	OPP. STRENGTH	TEAM	ADJ.	CONF.	ADJ CONF.
Average RPI Loss:	154	RECORD	PCT. RANK	GAMES	SCHEDULE	OF SCHEDULE	RPI	RPI	RPI	RPI
DIV. I ONLY	2- 5	253	2-5	278	270	301	301	13	13	
DIV. I NON-CONF.	2- 5	253	2-5	278	271	301	301	13	13	
TOTALS	RPI 1-25	RPI 26-50	W-L RECORDS	RPI 51-100	RPI 101-150	RPI 150+				
2- 5	0- 1	0- 0	OVERALL	0- 1	0- 0	2- 3				
0- 5	0- 1	0- 0	HOME	0- 1	0- 0	0- 3				
2- 0	0- 0	0- 0	AWAY	0- 0	0- 0	2- 0				
0- 0	0- 0	0- 0	NEUTRAL	0- 0	0- 0	0- 0				
2- 5	0- 1	0- 0	NON-CONFERENCE	0- 1	0- 0	2- 3				
0- 5	0- 1	0- 0	HOME	0- 1	0- 0	0- 3				
2- 0	0- 0	0- 0	AWAY	0- 0	0- 0	2- 0				
0- 0	0- 0	0- 0	NEUTRAL	0- 0	0- 0	0- 0				
0- 0	0- 0	0- 0	CONFERENCE	0- 0	0- 0	0- 0				
0- 0	0- 0	0- 0	HOME	0- 0	0- 0	0- 0				
0- 0	0- 0	0- 0	AWAY	0- 0	0- 0	0- 0				
0- 0	0- 0	0- 0	NEUTRAL	0- 0	0- 0	0- 0				

RPI 1-25				RPI 26-50				RPI 51-100				RPI 101+				Team's RPI: 301
RPI	S	Opponent	Score	RPI	S	Opponent	Score	RPI	S	Opponent	Score	RPI	S	Opponent	Score	
19	H	FGCU	54 100					100	H	North Florida	49 64	194	H	Bethune-Cookman	60 65	
												203	H	Oakland	49 58	
												252	H	Northern Ky.	45 67	
												322	A	Georgia St.	70 63	
												329	A	N.C. Central	59 58	
LAST 10 Division I																
252	H	Northern Ky.	45 67	329	A	N.C. Central	59 58									
203	H	Oakland	49 58	19	H	FGCU	54 100									
194	H	Bethune-Cookman	60 65													
100	H	North Florida	49 64													
322	A	Georgia St.	70 63													

Non-Div I Games:

FIU

Fairfield

Through Games Of Dec. 12, 2019

Average RPI Win:	284	WON-LOST	WINNING	LAST 10	STRENGTH OF	OPP. STRENGTH	TEAM	ADJ.	CONF.	ADJ CONF.
Average RPI Loss:	94	RECORD	PCT. RANK	GAMES	SCHEDULE	OF SCHEDULE	RPI	RPI	RPI	RPI
DIV. I ONLY	3- 4	201	3-4	235	176	227	227	20	20	
DIV. I NON-CONF.	3- 4	201	3-4	234	173	227	227	20	20	
TOTALS	RPI 1-25	RPI 26-50	W-L RECORDS	RPI 51-100	RPI 101-150	RPI 150+				
3- 4	0- 0	0- 0	OVERALL	0- 3	0- 1	3- 0				
2- 1	0- 0	0- 0	HOME	0- 1	0- 0	2- 0				
1- 3	0- 0	0- 0	AWAY	0- 2	0- 1	1- 0				
0- 0	0- 0	0- 0	NEUTRAL	0- 0	0- 0	0- 0				
3- 4	0- 0	0- 0	NON-CONFERENCE	0- 3	0- 1	3- 0				
2- 1	0- 0	0- 0	HOME	0- 1	0- 0	2- 0				
1- 3	0- 0	0- 0	AWAY	0- 2	0- 1	1- 0				
0- 0	0- 0	0- 0	NEUTRAL	0- 0	0- 0	0- 0				
0- 0	0- 0	0- 0	CONFERENCE	0- 0	0- 0	0- 0				
0- 0	0- 0	0- 0	HOME	0- 0	0- 0	0- 0				
0- 0	0- 0	0- 0	AWAY	0- 0	0- 0	0- 0				
0- 0	0- 0	0- 0	NEUTRAL	0- 0	0- 0	0- 0				

RPI S	Opponent	Score	RPI S	Opponent	Score	RPI S	Opponent	Score	RPI S	Opponent	Score	Team's RPI: 227
						67	A Temple	59 77	141	A Rhode Island	41 74	
						77	A Seton Hall	44 74	180	H Navy	66 52	
						91	H Dartmouth	51 52	335	H Hofstra	73 64	
									336	A LIU Brooklyn	53 51	
LAST 10 Division I												
336	A LIU Brooklyn	53 51	335	H Hofstra	73 64							
77	A Seton Hall	44 74	180	H Navy	66 52							
67	A Temple	59 77	141	A Rhode Island	41 74							
			91	H Dartmouth	51 52							

Non-Div I Games:

Fairfield

Loss,
Non-Conf, S Site, H Home
A Away
N Neutral

Average RPI Win:	297	WON-LOST	WINNING	LAST 10	STRENGTH OF	OPP. STRENGTH	TEAM	ADJ.	CONF.	ADJ CONF.
Average RPI Loss:	234	RECORD	PCT. RANK	GAMES	SCHEDULE	OF SCHEDULE	RPI	RPI	RPI	RPI
DIV. I ONLY	1- 7	316	1-7	315	301	339	339	29	29	
DIV. I NON-CONF.	1- 7	315	1-7	316	301	339	339	29	29	
TOTALS	RPI 1-25	RPI 26-50	W-L RECORDS	RPI 51-100	RPI 101-150	RPI 150+				
1- 7	0- 0	0- 0	OVERALL	0- 1	0- 0	1- 6				
0- 4	0- 0	0- 0	HOME	0- 1	0- 0	0- 3				
1- 3	0- 0	0- 0	AWAY	0- 0	0- 0	1- 3				
0- 0	0- 0	0- 0	NEUTRAL	0- 0	0- 0	0- 0				
1- 7	0- 0	0- 0	NON-CONFERENCE	0- 1	0- 0	1- 6				
0- 4	0- 0	0- 0	HOME	0- 1	0- 0	0- 3				
1- 3	0- 0	0- 0	AWAY	0- 0	0- 0	1- 3				
0- 0	0- 0	0- 0	NEUTRAL	0- 0	0- 0	0- 0				
0- 0	0- 0	0- 0	CONFERENCE	0- 0	0- 0	0- 0				
0- 0	0- 0	0- 0	HOME	0- 0	0- 0	0- 0				
0- 0	0- 0	0- 0	AWAY	0- 0	0- 0	0- 0				
0- 0	0- 0	0- 0	NEUTRAL	0- 0	0- 0	0- 0				

RPI 1-25				RPI 26-50				RPI 51-100				RPI 101+				Team's RPI: 339	
RPI	S	Opponent	Score	RPI	S	Opponent	Score	RPI	S	Opponent	Score	RPI	S	Opponent	Score		
								90	H	Binghamton	48	60	232	A	Lafayette	29	61
													242	H	Manhattan	61	62
													243	A	Howard	56	64
													249	H	Army West Point	68	70
													289	H	Loyola Maryland	46	75
													296	A	Pittsburgh	60	69
													297	A	NJIT	68	59
LAST 10 Division I																	
				297	A	NJIT	68	59	249	H	Army West Point	68	70				
				243	A	Howard	56	64	90	H	Binghamton	48	60				
				232	A	Lafayette	29	61	296	A	Pittsburgh	60	69				
									242	H	Manhattan	61	62				
									289	H	Loyola Maryland	46	75				

Non-Div I Games:

Fairleigh Dickinson

Fla. Atlantic

Through Games Of Dec. 12, 2019

Average RPI Win:	228	WON-LOST	WINNING	LAST 10	STRENGTH OF	OPP. STRENGTH	TEAM	ADJ.	CONF.	ADJ CONF.
Average RPI Loss:	33	RECORD	PCT. RANK	GAMES	SCHEDULE	OF SCHEDULE	RPI	RPI	RPI	RPI
DIV. I ONLY	5- 3	106	5-3	146	61	86	86	13	13	
DIV. I NON-CONF.	5- 3	105	5-3	146	61	87	87	13	13	
TOTALS	RPI 1-25	RPI 26-50	W-L RECORDS	RPI 51-100	RPI 101-150	RPI 150+				
5- 3	0- 1	0- 2	OVERALL	0- 0	0- 0	5- 0				
3- 1	0- 0	0- 1	HOME	0- 0	0- 0	3- 0				
2- 2	0- 1	0- 1	AWAY	0- 0	0- 0	2- 0				
0- 0	0- 0	0- 0	NEUTRAL	0- 0	0- 0	0- 0				
5- 3	0- 1	0- 2	NON-CONFERENCE	0- 0	0- 0	5- 0				
3- 1	0- 0	0- 1	HOME	0- 0	0- 0	3- 0				
2- 2	0- 1	0- 1	AWAY	0- 0	0- 0	2- 0				
0- 0	0- 0	0- 0	NEUTRAL	0- 0	0- 0	0- 0				
0- 0	0- 0	0- 0	CONFERENCE	0- 0	0- 0	0- 0				
0- 0	0- 0	0- 0	HOME	0- 0	0- 0	0- 0				
0- 0	0- 0	0- 0	AWAY	0- 0	0- 0	0- 0				
0- 0	0- 0	0- 0	NEUTRAL	0- 0	0- 0	0- 0				

RPI 1-25				RPI 26-50				RPI 51-100				RPI 101+			
RPI	S	Opponent	Score	RPI	S	Opponent	Score	RPI	S	Opponent	Score	RPI	S	Opponent	Score
17	A	Iowa	53 85	33	H	Kansas	60 90					183	A	Hampton	64 63
				49	A	Richmond	55 57					192	H	Siena	83 39
												224	A	Western Mich.	80 79
												251	H	Little Rock	79 72
												289	H	Loyola Maryland	72 61
LAST 10 Division I															
33	H	Kansas	60 90	192	H	Siena	83 39								
289	H	Loyola Maryland	72 61	49	A	Richmond	55 57								
224	A	Western Mich.	80 79	183	A	Hampton	64 63								
251	H	Little Rock	79 72	17	A	Iowa	53 85								

Non-Div I Games:

Fla. Atlantic

Loss, Non-Conf, S Site, H Home A Away N Neutral

Average RPI Win:	272	WON-LOST	WINNING	LAST 10	STRENGTH OF	OPP. STRENGTH	TEAM	ADJ.	CONF.	ADJ CONF.
Average RPI Loss:	23	RECORD	PCT. RANK	GAMES	SCHEDULE	OF SCHEDULE	RPI	RPI	RPI	RPI
DIV. I ONLY	6- 3	85	6-3	279	99	177	177	7	7	
DIV. I NON-CONF.	6- 3	83	6-3	280	98	174	174	7	7	
TOTALS	RPI 1-25	RPI 26-50	W-L RECORDS	RPI 51-100	RPI 101-150	RPI 150+				
6- 3	0- 2	0- 1	OVERALL	0- 0	0- 0	6- 0				
4- 2	0- 2	0- 0	HOME	0- 0	0- 0	4- 0				
2- 1	0- 0	0- 1	AWAY	0- 0	0- 0	2- 0				
0- 0	0- 0	0- 0	NEUTRAL	0- 0	0- 0	0- 0				
6- 3	0- 2	0- 1	NON-CONFERENCE	0- 0	0- 0	6- 0				
4- 2	0- 2	0- 0	HOME	0- 0	0- 0	4- 0				
2- 1	0- 0	0- 1	AWAY	0- 0	0- 0	2- 0				
0- 0	0- 0	0- 0	NEUTRAL	0- 0	0- 0	0- 0				
0- 0	0- 0	0- 0	CONFERENCE	0- 0	0- 0	0- 0				
0- 0	0- 0	0- 0	HOME	0- 0	0- 0	0- 0				
0- 0	0- 0	0- 0	AWAY	0- 0	0- 0	0- 0				
0- 0	0- 0	0- 0	NEUTRAL	0- 0	0- 0	0- 0				

RPI 1-25				RPI 26-50				RPI 51-100				RPI 101+ Team's RPI: 177			
RPI	S	Opponent	Score	RPI	S	Opponent	Score	RPI	S	Opponent	Score	RPI	S	Opponent	Score
13	H	Indiana	49 73	33	A	Kansas	66 76					200	H	Samford	84 48
23	H	Florida St.	55 66									253	A	Grambling	72 65
												254	A	Prairie View	51 44
												268	H	Presbyterian	60 46
												307	H	Longwood	71 54
												350	H	Florida A&M	84 40
LAST 10 Division I															
254	A	Prairie View	51 44	33	A	Kansas	66 76	200	H	Samford	84 48				
350	H	Florida A&M	84 40					307	H	Longwood	71 54				
23	H	Florida St.	55 66					253	A	Grambling	72 65				
13	H	Indiana	49 73												
268	H	Presbyterian	60 46												

Non-Div I Games:

Florida

■ Loss,
 ■ Non-Conf, S Site,
 ■ Home
 ■ Away
 N Neutral

Florida Hall of Fame				Through Games of Dec. 11, 1919						
Average RPI Win:	0	WON-LOST	WINNING	LAST 10	STRENGTH OF	OPP. STRENGTH	TEAM	ADJ.	CONF.	ADJ CONF.
Average RPI Loss:	267	RECORD	PCT. RANK	GAMES	SCHEDULE	OF SCHEDULE	RPI	RPI	RPI	RPI
DIV. I ONLY	0- 6	334	0-6	324	349	350	350	31	31	
DIV. I NON-CONF.	0- 6	334	0-6	324	349	350	350	31	31	
TOTALS	RPI 1-25	RPI 26-50	W-L RECORDS	RPI 51-100	RPI 101-150	RPI 150+				
0- 6	0- 0	0- 0	OVERALL	0- 0	0- 1	0- 5				
0- 0	0- 0	0- 0	HOME	0- 0	0- 0	0- 0				
0- 6	0- 0	0- 0	AWAY	0- 0	0- 1	0- 5				
0- 0	0- 0	0- 0	NEUTRAL	0- 0	0- 0	0- 0				
0- 6	0- 0	0- 0	NON-CONFERENCE	0- 0	0- 1	0- 5				
0- 0	0- 0	0- 0	HOME	0- 0	0- 0	0- 0				
0- 6	0- 0	0- 0	AWAY	0- 0	0- 1	0- 5				
0- 0	0- 0	0- 0	NEUTRAL	0- 0	0- 0	0- 0				
0- 0	0- 0	0- 0	CONFERENCE	0- 0	0- 0	0- 0				
0- 0	0- 0	0- 0	HOME	0- 0	0- 0	0- 0				
0- 0	0- 0	0- 0	AWAY	0- 0	0- 0	0- 0				
0- 0	0- 0	0- 0	NEUTRAL	0- 0	0- 0	0- 0				

RPI 1-25				RPI 26-50				RPI 51-100				RPI 101+				Team's RPI: 350	
RPI	S	Opponent	Score	RPI	S	Opponent	Score	RPI	S	Opponent	Score	RPI	S	Opponent	Score		
												119	A	Texas Tech	60	98	
												177	A	Florida	40	84	
												316	A	USC Upstate	61	74	
												317	A	Alcorn	42	58	
												334	A	Mississippi Val.	70	71	
												340	A	Jacksonville St.	67	72	
LAST 10 Division I																	
				177	A	Florida	40	84	317	A	Alcorn	42	58				
				119	A	Texas Tech	60	98	334	A	Mississippi Val.	70	71				
				340	A	Jacksonville St.	67	72									
				316	A	USC Upstate	61	74									

Non-Div I Games:	Johnson (FL)	102	40	Trinity Baptist	103	54
------------------	--------------	-----	----	-----------------	-----	----

Florida A&M

Loss, Non-Conf, S Site, H Home A Away N Neutral

Average RPI Win:	175	WON-LOST	WINNING	LAST 10	STRENGTH OF	OPP. STRENGTH	TEAM	ADJ.	CONF.	ADJ CONF.
Average RPI Loss:	0	RECORD	PCT. RANK	GAMES	SCHEDULE	OF SCHEDULE	RPI	RPI	RPI	RPI
DIV. I ONLY	9- 0	1	9-0	168	87	23	23	3	3	
DIV. I NON-CONF.	8- 0	1	8-0	138	121	21	21	3	3	
TOTALS	RPI 1-25	RPI 26-50	W-L RECORDS	RPI 51-100	RPI 101-150	RPI 150+				
9- 0	1- 0	1- 0	OVERALL	1- 0	0- 0	6- 0				
4- 0	0- 0	0- 0	HOME	1- 0	0- 0	3- 0				
4- 0	0- 0	1- 0	AWAY	0- 0	0- 0	3- 0				
1- 0	1- 0	0- 0	NEUTRAL	0- 0	0- 0	0- 0				
8- 0	1- 0	1- 0	NON-CONFERENCE	1- 0	0- 0	5- 0				
4- 0	0- 0	0- 0	HOME	1- 0	0- 0	3- 0				
3- 0	0- 0	1- 0	AWAY	0- 0	0- 0	2- 0				
1- 0	1- 0	0- 0	NEUTRAL	0- 0	0- 0	0- 0				
1- 0	0- 0	0- 0	CONFERENCE	0- 0	0- 0	1- 0				
0- 0	0- 0	0- 0	HOME	0- 0	0- 0	0- 0				
1- 0	0- 0	0- 0	AWAY	0- 0	0- 0	1- 0				
0- 0	0- 0	0- 0	NEUTRAL	0- 0	0- 0	0- 0				

RPI 1-25				RPI 26-50				RPI 51-100				RPI 101+			
RPI	S	Opponent	Score	RPI	S	Opponent	Score	RPI	S	Opponent	Score	RPI	S	Opponent	Score
20	N	Texas A&M	80 58	45	A	LSU	70 62	94	H	Michigan St.	78 68	177	A	Florida	66 55
												187	A	Clemson	81 64
												200	H	Samford	88 59
												217	H	Jacksonville	75 41
												312	H	Charleston So.	88 36
												327	A	UIC	86 42
LAST 10 Division I															
				187	A	Clemson	81 64	94	H	Michigan St.	78 68				
				217	H	Jacksonville	75 41	20	N	Texas A&M	80 58				
				45	A	LSU	70 62	177	A	Florida	66 55				
				312	H	Charleston So.	88 36	327	A	UIC	86 42				
								200	H	Samford	88 59				

Non-Div I Games:

Florida St.

Average RPI Win:	159	WON-LOST	WINNING	LAST 10	STRENGTH OF	OPP. STRENGTH	TEAM	ADJ.	CONF.	ADJ CONF.
Average RPI Loss:	135	RECORD	PCT. RANK	GAMES	SCHEDULE	OF SCHEDULE	RPI	RPI	RPI	RPI
DIV. I ONLY	5- 5	163	5-5	126	118	131	131	10	10	
DIV. I NON-CONF.	5- 5	162	5-5	126	118	130	130	10	10	
TOTALS	RPI 1-25	RPI 26-50	W-L RECORDS	RPI 51-100	RPI 101-150	RPI 150+				
5- 5	0- 0	1- 1	OVERALL	0- 1	1- 1	3- 2				
2- 2	0- 0	0- 0	HOME	0- 1	0- 0	2- 1				
2- 2	0- 0	1- 0	AWAY	0- 0	0- 1	1- 1				
1- 1	0- 0	0- 1	NEUTRAL	0- 0	1- 0	0- 0				
5- 5	0- 0	1- 1	NON-CONFERENCE	0- 1	1- 1	3- 2				
2- 2	0- 0	0- 0	HOME	0- 1	0- 0	2- 1				
2- 2	0- 0	1- 0	AWAY	0- 0	0- 1	1- 1				
1- 1	0- 0	0- 1	NEUTRAL	0- 0	1- 0	0- 0				
0- 0	0- 0	0- 0	CONFERENCE	0- 0	0- 0	0- 0				
0- 0	0- 0	0- 0	HOME	0- 0	0- 0	0- 0				
0- 0	0- 0	0- 0	AWAY	0- 0	0- 0	0- 0				
0- 0	0- 0	0- 0	NEUTRAL	0- 0	0- 0	0- 0				

RPI 1-25				RPI 26-50				RPI 51-100				RPI 101+				Team's RPI: 131	
RPI	S	Opponent	Score	RPI	S	Opponent	Score	RPI	S	Opponent	Score	RPI	S	Opponent	Score		
				31	N	Arkansas	59 71	73	H	Notre Dame	55 60	101	N	Lehigh	59 57		
				37	A	Charlotte	76 51					148	A	Columbia	51 70		
												157	H	Villanova	66 73		
												185	H	Northeastern	74 58		
												228	H	Georgetown	67 54		
												242	A	Manhattan	51 45		
												267	A	Penn St.	59 72		
LAST 10 Division I																	
				228	H	Georgetown	67 54	101	N	Lehigh	59 57						
				242	A	Manhattan	51 45	31	N	Arkansas	59 71						
				267	A	Penn St.	59 72	37	A	Charlotte	76 51						
				148	A	Columbia	51 70	185	H	Northeastern	74 58						
				73	H	Notre Dame	55 60	157	H	Villanova	66 73						

Non-Div I Games:

Fordham

Average RPI Win:	260	WON-LOST	WINNING	LAST 10	STRENGTH OF	OPP. STRENGTH	TEAM	ADJ.	CONF.	ADJ CONF.
Average RPI Loss:	128	RECORD	PCT. RANK	GAMES	SCHEDULE	OF SCHEDULE	RPI	RPI	RPI	RPI
DIV. I ONLY	7- 3	77	7-3	291	188	164	164	21	21	
DIV. I NON-CONF.	5- 3	105	5-3	279	202	179	179	21	21	
TOTALS	RPI 1-25	RPI 26-50	W-L RECORDS	RPI 51-100	RPI 101-150	RPI 150+				
7- 3	0- 0	0- 0	OVERALL	0- 1	0- 0	7- 2				
3- 1	0- 0	0- 0	HOME	0- 0	0- 0	3- 1				
3- 1	0- 0	0- 0	AWAY	0- 0	0- 0	3- 1				
1- 1	0- 0	0- 0	NEUTRAL	0- 1	0- 0	1- 0				
5- 3	0- 0	0- 0	NON-CONFERENCE	0- 1	0- 0	5- 2				
2- 1	0- 0	0- 0	HOME	0- 0	0- 0	2- 1				
2- 1	0- 0	0- 0	AWAY	0- 0	0- 0	2- 1				
1- 1	0- 0	0- 0	NEUTRAL	0- 1	0- 0	1- 0				
2- 0	0- 0	0- 0	CONFERENCE	0- 0	0- 0	2- 0				
1- 0	0- 0	0- 0	HOME	0- 0	0- 0	1- 0				
1- 0	0- 0	0- 0	AWAY	0- 0	0- 0	1- 0				
0- 0	0- 0	0- 0	NEUTRAL	0- 0	0- 0	0- 0				

RPI 1-25				RPI 26-50				RPI 51-100				RPI 101+				Team's RPI: 164	
RPI	S	Opponent	Score	RPI	S	Opponent	Score	RPI	S	Opponent	Score	RPI	S	Opponent	Score		
								56	N	Yale	67	87	160	H	BYU	65	71
												167	A	Portland	64	75	
												226	A	Montana	76	63	
												228	N	Georgetown	82	69	
												245	A	UNLV	72	66	
												271	H	Utah St.	76	64	
												272	H	UC Davis	73	65	
												282	H	Northern Ariz.	83	66	
												299	A	Cal Poly	79	52	
LAST 10 Division I																	
				271	H	Utah St.	76	64				228	N	Georgetown	82	69	
				245	A	UNLV	72	66				56	N	Yale	67	87	
				226	A	Montana	76	63				282	H	Northern Ariz.	83	66	
				272	H	UC Davis	73	65				160	H	BYU	65	71	
				299	A	Cal Poly	79	52				167	A	Portland	64	75	

Non-Div I Games: La Verne 111 56

Fresno St.

Average RPI Win:	203	WON-LOST	WINNING	LAST 10	STRENGTH OF	OPP. STRENGTH	TEAM	ADJ.	CONF.	ADJ CONF.
Average RPI Loss:	118	RECORD	PCT. RANK	GAMES	SCHEDULE	OF SCHEDULE	RPI	RPI	RPI	RPI
DIV. I ONLY	5- 3	106	5-3	218	78	97	97	26	26	
DIV. I NON-CONF.	5- 3	105	5-3	216	78	97	97	26	26	
TOTALS	RPI 1-25	RPI 26-50	W-L RECORDS	RPI 51-100	RPI 101-150	RPI 150+				
5- 3	0- 0	1- 0	OVERALL	0- 2	0- 0	4- 1				
3- 0	0- 0	0- 0	HOME	0- 0	0- 0	3- 0				
2- 3	0- 0	1- 0	AWAY	0- 2	0- 0	1- 1				
0- 0	0- 0	0- 0	NEUTRAL	0- 0	0- 0	0- 0				
5- 3	0- 0	1- 0	NON-CONFERENCE	0- 2	0- 0	4- 1				
3- 0	0- 0	0- 0	HOME	0- 0	0- 0	3- 0				
2- 3	0- 0	1- 0	AWAY	0- 2	0- 0	1- 1				
0- 0	0- 0	0- 0	NEUTRAL	0- 0	0- 0	0- 0				
0- 0	0- 0	0- 0	CONFERENCE	0- 0	0- 0	0- 0				
0- 0	0- 0	0- 0	HOME	0- 0	0- 0	0- 0				
0- 0	0- 0	0- 0	AWAY	0- 0	0- 0	0- 0				
0- 0	0- 0	0- 0	NEUTRAL	0- 0	0- 0	0- 0				

RPI 1-25			RPI 26-50			RPI 51-100			Team's RPI: 97	RPI 101+		
RPI	S	Opponent	Score	RPI	S	Opponent	Score	RPI	S	Opponent	Score	RPI
				49	A	Richmond	70 69	70	A	Middle Tenn.	62 78	178
								98	A	Vanderbilt	46 74	A
										Gardner-Webb	72 67	
										Hampton	70 65	
										Clemson	71 77	
										Ga. Southern	78 63	
										Georgia St.	62 55	
LAST 10 Division I												
				49	A	Richmond	70 69	178	A	Gardner-Webb	72 67	
				322	H	Georgia St.	62 55	70	A	Middle Tenn.	62 78	
				187	A	Clemson	71 77	98	A	Vanderbilt	46 74	
								183	H	Hampton	70 65	
								284	H	Ga. Southern	78 63	

Non-Div I Games: North Greenville 88 51

Furman

Ga. Southern

Through Games Of Dec. 12, 2019

Average RPI Win:	327	WON-LOST	WINNING	LAST 10	STRENGTH OF	OPP. STRENGTH	TEAM	ADJ.	CONF.	ADJ CONF.
Average RPI Loss:	178	RECORD	PCT. RANK	GAMES	SCHEDULE	OF SCHEDULE	RPI	RPI	RPI	RPI
DIV. I ONLY	2- 5	253	2-5	243	333	284	284	23	23	
DIV. I NON-CONF.	2- 5	253	2-5	242	333	285	285	23	23	
TOTALS	RPI 1-25	RPI 26-50	W-L RECORDS	RPI 51-100	RPI 101-150	RPI 150+				
2- 5	0- 0	0- 0	OVERALL	0- 1	0- 1	2- 3				
0- 2	0- 0	0- 0	HOME	0- 0	0- 1	0- 1				
2- 3	0- 0	0- 0	AWAY	0- 1	0- 0	2- 2				
0- 0	0- 0	0- 0	NEUTRAL	0- 0	0- 0	0- 0				
2- 5	0- 0	0- 0	NON-CONFERENCE	0- 1	0- 1	2- 3				
0- 2	0- 0	0- 0	HOME	0- 0	0- 1	0- 1				
2- 3	0- 0	0- 0	AWAY	0- 1	0- 0	2- 2				
0- 0	0- 0	0- 0	NEUTRAL	0- 0	0- 0	0- 0				
0- 0	0- 0	0- 0	CONFERENCE	0- 0	0- 0	0- 0				
0- 0	0- 0	0- 0	HOME	0- 0	0- 0	0- 0				
0- 0	0- 0	0- 0	AWAY	0- 0	0- 0	0- 0				
0- 0	0- 0	0- 0	NEUTRAL	0- 0	0- 0	0- 0				

RPI 1-25				RPI 26-50				RPI 51-100				RPI 101+				Team's RPI: 284	
RPI	S	Opponent	Score	RPI	S	Opponent	Score	RPI	S	Opponent	Score	RPI	S	Opponent	Score		
								97	A	Furman	63	78	117	H	North Dakota	56	69
													190	H	Kennesaw St.	69	95
													194	A	Bethune-Cookman	57	75
													290	A	Mercer	52	62
													320	A	Wofford	70	57
													333	A	Winthrop	91	47
LAST 10 Division I																	
				290	A	Mercer	52	62		117	H	North Dakota	56	69			
				320	A	Wofford	70	57		190	H	Kennesaw St.	69	95			
				333	A	Winthrop	91	47		97	A	Furman	63	78			
				194	A	Bethune-Cookman	57	75									

Non-Div I Games:

Ga. Southern

■ Loss,
 ■ Non-Conf,
 ■ S Site,
 ■ H Home
 ■ A Away
 N Neutral

Average RPI Win:	313	WON-LOST	WINNING	LAST 10	STRENGTH OF	OPP. STRENGTH	TEAM	ADJ.	CONF.	ADJ CONF.
Average RPI Loss:	59	RECORD	PCT. RANK	GAMES	SCHEDULE	OF SCHEDULE	RPI	RPI	RPI	RPI
DIV. I ONLY	3- 3	163	3-3	173	237	178	178	30	30	
DIV. I NON-CONF.	3- 3	162	3-3	171	237	175	175	30	30	
TOTALS	RPI 1-25	RPI 26-50	W-L RECORDS	RPI 51-100	RPI 101-150	RPI 150+				
3- 3	0- 0	0- 2	OVERALL	0- 1	0- 0	3- 0				
2- 1	0- 0	0- 0	HOME	0- 1	0- 0	2- 0				
1- 2	0- 0	0- 2	AWAY	0- 0	0- 0	1- 0				
0- 0	0- 0	0- 0	NEUTRAL	0- 0	0- 0	0- 0				
3- 3	0- 0	0- 2	NON-CONFERENCE	0- 1	0- 0	3- 0				
2- 1	0- 0	0- 0	HOME	0- 1	0- 0	2- 0				
1- 2	0- 0	0- 2	AWAY	0- 0	0- 0	1- 0				
0- 0	0- 0	0- 0	NEUTRAL	0- 0	0- 0	0- 0				
0- 0	0- 0	0- 0	CONFERENCE	0- 0	0- 0	0- 0				
0- 0	0- 0	0- 0	HOME	0- 0	0- 0	0- 0				
0- 0	0- 0	0- 0	AWAY	0- 0	0- 0	0- 0				
0- 0	0- 0	0- 0	NEUTRAL	0- 0	0- 0	0- 0				

RPI 1-25				RPI 26-50				RPI 51-100				RPI 101+				Team's RPI: 178	
RPI	S	Opponent	Score	RPI	S	Opponent	Score	RPI	S	Opponent	Score	RPI	S	Opponent	Score		
				37	A	Charlotte	49 74	97	H	Furman	67 72	306	A	Appalachian St.	67 56		
				43	A	Virginia Tech	65 87					313	H	Western Caro.	88 62		
												320	H	Wofford	67 53		
LAST 10 Division I																	
				313	H	Western Caro.	88 62	43	A	Virginia Tech	65 87						
				306	A	Appalachian St.	67 56	97	H	Furman	67 72						
				320	H	Wofford	67 53										
				37	A	Charlotte	49 74										

Non-Div I Games:

Gardner-Webb

George Mason

Through Games Of Dec. 12, 2019

Average RPI Win:	290	WON-LOST	WINNING	LAST 10	STRENGTH OF	OPP. STRENGTH	TEAM	ADJ.	CONF.	ADJ CONF.
Average RPI Loss:	101	RECORD	PCT. RANK	GAMES	SCHEDULE	OF SCHEDULE	RPI	RPI	RPI	RPI
DIV. I ONLY	4- 5	188	4-5	83	305	173	173	10	10	
DIV. I NON-CONF.	4- 5	188	4-5	83	305	170	170	10	10	
TOTALS	RPI 1-25	RPI 26-50	W-L RECORDS	RPI 51-100	RPI 101-150	RPI 150+				
4- 5	0- 0	0- 1	OVERALL	0- 1	0- 2	4- 1				
2- 3	0- 0	0- 1	HOME	0- 0	0- 2	2- 0				
2- 1	0- 0	0- 0	AWAY	0- 0	0- 0	2- 1				
0- 1	0- 0	0- 0	NEUTRAL	0- 1	0- 0	0- 0				
4- 5	0- 0	0- 1	NON-CONFERENCE	0- 1	0- 2	4- 1				
2- 3	0- 0	0- 1	HOME	0- 0	0- 2	2- 0				
2- 1	0- 0	0- 0	AWAY	0- 0	0- 0	2- 1				
0- 1	0- 0	0- 0	NEUTRAL	0- 1	0- 0	0- 0				
0- 0	0- 0	0- 0	CONFERENCE	0- 0	0- 0	0- 0				
0- 0	0- 0	0- 0	HOME	0- 0	0- 0	0- 0				
0- 0	0- 0	0- 0	AWAY	0- 0	0- 0	0- 0				
0- 0	0- 0	0- 0	NEUTRAL	0- 0	0- 0	0- 0				

RPI 1-25				RPI 26-50				RPI 51-100				RPI 101+				Team's RPI: 173	
RPI	S	Opponent	Score	RPI	S	Opponent	Score	RPI	S	Opponent	Score	RPI	S	Opponent	Score		
				43	H	Virginia Tech	58 77	55	N	Bradley	59 61	124	H	UMKC	58 64		
												128	H	Bucknell	51 64		
												153	A	Coastal Caro.	59 74		
												265	H	American	73 55		
												267	A	Penn St.	78 68		
												302	A	Col. of Charleston	72 61		
												324	H	Detroit Mercy	75 62		
LAST 10 Division I																	
				128	H	Bucknell	51 64	153	A	Coastal Caro.	59 74						
				324	H	Detroit Mercy	75 62	55	N	Bradley	59 61						
				43	H	Virginia Tech	58 77	124	H	UMKC	58 64						
				302	A	Col. of Charleston	72 61	267	A	Penn St.	78 68						
								265	H	American	73 55						

Non-Div I Games:

George Mason

■ Loss,
 ■ Non-Conf, S Site,
 ■ Home
 ■ Away
 N Neutral

Average RPI Win:	210	WON-LOST	WINNING	LAST 10	STRENGTH OF	OPP. STRENGTH	TEAM	ADJ.	CONF.	ADJ CONF.
Average RPI Loss:	48	RECORD	PCT. RANK	GAMES	SCHEDULE	OF SCHEDULE	RPI	RPI	RPI	RPI
DIV. I ONLY	6- 4	120	6-4	134	89	87	87	10	10	
DIV. I NON-CONF.	6- 4	120	6-4	133	87	88	88	10	10	
TOTALS	RPI 1-25	RPI 26-50	W-L RECORDS	RPI 51-100	RPI 101-150	RPI 150+				
6- 4	0- 1	0- 2	OVERALL	0- 0	1- 1	5- 0				
2- 2	0- 1	0- 1	HOME	0- 0	0- 0	2- 0				
4- 2	0- 0	0- 1	AWAY	0- 0	1- 1	3- 0				
0- 0	0- 0	0- 0	NEUTRAL	0- 0	0- 0	0- 0				
6- 4	0- 1	0- 2	NON-CONFERENCE	0- 0	1- 1	5- 0				
2- 2	0- 1	0- 1	HOME	0- 0	0- 0	2- 0				
4- 2	0- 0	0- 1	AWAY	0- 0	1- 1	3- 0				
0- 0	0- 0	0- 0	NEUTRAL	0- 0	0- 0	0- 0				
0- 0	0- 0	0- 0	CONFERENCE	0- 0	0- 0	0- 0				
0- 0	0- 0	0- 0	HOME	0- 0	0- 0	0- 0				
0- 0	0- 0	0- 0	AWAY	0- 0	0- 0	0- 0				
0- 0	0- 0	0- 0	NEUTRAL	0- 0	0- 0	0- 0				

RPI 1-25				RPI 26-50				RPI 51-100				Team's RPI: 87	RPI 101+			
RPI	S	Opponent	Score	RPI	S	Opponent	Score	RPI	S	Opponent	Score		RPI	S	Opponent	Score
9	H	Princeton	50 75	41	A	Maryland	54 88						101	A	Lehigh	53 59
				42	H	Minnesota	50 83						144	A	Memphis	64 63
													157	A	Villanova	68 56
													202	A	Quinnipiac	78 67
													218	A	Delaware	63 49
													228	H	Georgetown	52 49
													309	H	Coppin St.	54 35
LAST 10 Division I																
				42	H	Minnesota	50 83	218	A	Delaware	63 49					
				202	A	Quinnipiac	78 67	309	H	Coppin St.	54 35					
				101	A	Lehigh	53 59	228	H	Georgetown	52 49					
				9	H	Princeton	50 75	41	A	Maryland	54 88					
				157	A	Villanova	68 56	144	A	Memphis	64 63					

Non-Div I Games:

George Washington

■ Loss,
 ■ Non-Conf, S Site,
 ■ Home
 ■ Away
 N Neutral

Average RPI Win:	303	WON-LOST	WINNING	LAST 10	STRENGTH OF	OPP. STRENGTH	TEAM	ADJ.	CONF.	ADJ CONF.
Average RPI Loss:	108	RECORD	PCT. RANK	GAMES	SCHEDULE	OF SCHEDULE	RPI	RPI	RPI	RPI
DIV. I ONLY	2- 7	292	2-7	133	221	228	228	6	6	
DIV. I NON-CONF.	2- 7	292	2-7	132	221	228	228	6	6	
TOTALS	RPI 1-25	RPI 26-50	W-L RECORDS	RPI 51-100	RPI 101-150	RPI 150+				
2- 7	0- 0	0- 1	OVERALL	0- 2	0- 3	2- 1				
0- 2	0- 0	0- 1	HOME	0- 1	0- 0	0- 0				
2- 4	0- 0	0- 0	AWAY	0- 1	0- 3	2- 0				
0- 1	0- 0	0- 0	NEUTRAL	0- 0	0- 0	0- 1				
2- 7	0- 0	0- 1	NON-CONFERENCE	0- 2	0- 3	2- 1				
0- 2	0- 0	0- 1	HOME	0- 1	0- 0	0- 0				
2- 4	0- 0	0- 0	AWAY	0- 1	0- 3	2- 0				
0- 1	0- 0	0- 0	NEUTRAL	0- 0	0- 0	0- 1				
0- 0	0- 0	0- 0	CONFERENCE	0- 0	0- 0	0- 0				
0- 0	0- 0	0- 0	HOME	0- 0	0- 0	0- 0				
0- 0	0- 0	0- 0	AWAY	0- 0	0- 0	0- 0				
0- 0	0- 0	0- 0	NEUTRAL	0- 0	0- 0	0- 0				

RPI	S	Opponent	Score	RPI	S	Opponent	Score	RPI	S	Opponent	Score	RPI	S	Opponent	Score	Team's RPI: 228
49	H	Richmond	49 51	75	H	James Madison	59 66	102	A	Davidson	52 66	131	A	Fordham	54 67	
				87	A	George Washington	49 52	148	A	Columbia	49 54	164	N	Fresno St.	69 82	
								296	A	Pittsburgh	66 56	310	A	LMU (CA)	64 53	
LAST 10 Division I																
131	A	Fordham	54 67	164	N	Fresno St.	69 82									
148	A	Columbia	49 54	310	A	LMU (CA)	64 53									
49	H	Richmond	49 51	87	A	George Washington	49 52									
102	A	Davidson	52 66	75	H	James Madison	59 66									
				296	A	Pittsburgh	66 56									

Non-Div I Games:

Georgetown

Average RPI Win:	167	WON-LOST	WINNING	LAST 10	STRENGTH OF	OPP. STRENGTH	TEAM	ADJ.	CONF.	ADJ CONF.
Average RPI Loss:	71	RECORD	PCT. RANK	GAMES	SCHEDULE	OF SCHEDULE	RPI	RPI	RPI	RPI
DIV. I ONLY	6- 3	85	6-3	20	191	52	52	7	7	
DIV. I NON-CONF.	6- 3	83	6-3	19	190	52	52	7	7	
TOTALS	RPI 1-25	RPI 26-50	W-L RECORDS	RPI 51-100	RPI 101-150	RPI 150+				
6- 3	0- 0	1- 2	OVERALL	2- 0	0- 0	3- 1				
4- 2	0- 0	0- 1	HOME	1- 0	0- 0	3- 1				
0- 1	0- 0	0- 1	AWAY	0- 0	0- 0	0- 0				
2- 0	0- 0	1- 0	NEUTRAL	1- 0	0- 0	0- 0				
6- 3	0- 0	1- 2	NON-CONFERENCE	2- 0	0- 0	3- 1				
4- 2	0- 0	0- 1	HOME	1- 0	0- 0	3- 1				
0- 1	0- 0	0- 1	AWAY	0- 0	0- 0	0- 0				
2- 0	0- 0	1- 0	NEUTRAL	1- 0	0- 0	0- 0				
0- 0	0- 0	0- 0	CONFERENCE	0- 0	0- 0	0- 0				
0- 0	0- 0	0- 0	HOME	0- 0	0- 0	0- 0				
0- 0	0- 0	0- 0	AWAY	0- 0	0- 0	0- 0				
0- 0	0- 0	0- 0	NEUTRAL	0- 0	0- 0	0- 0				

RPI 1-25				RPI 26-50				RPI 51-100				Team's RPI: 52	RPI 101+			
RPI	S	Opponent	Score	RPI	S	Opponent	Score	RPI	S	Opponent	Score		RPI	S	Opponent	Score
				27	H	Georgia Tech	40 73	79	N	Butler	69 36		157	H	Villanova	58 63
				29	A	Baylor	38 72	83	H	N.C. A&T	72 54		190	H	Kennesaw St.	80 65
				43	N	Virginia Tech	77 72						290	H	Mercer	76 60
													316	H	USC Upstate	67 53
LAST 10 Division I																
				29	A	Baylor	38 72	316	H	USC Upstate	67 53					
				43	N	Virginia Tech	77 72	157	H	Villanova	58 63					
				79	N	Butler	69 36	290	H	Mercer	76 60					
				190	H	Kennesaw St.	80 65	27	H	Georgia Tech	40 73					
								83	H	N.C. A&T	72 54					

Non-Div I Games:

Georgia

Average RPI Win:	325	WON-LOST	WINNING	LAST 10	STRENGTH OF	OPP. STRENGTH	TEAM	ADJ.	CONF.	ADJ CONF.
Average RPI Loss:	174	RECORD	PCT. RANK	GAMES	SCHEDULE	OF SCHEDULE	RPI	RPI	RPI	RPI
DIV. I ONLY	1- 7	316	1-7	239	264	322	322	23	23	
DIV. I NON-CONF.	1- 7	315	1-7	238	265	322	322	23	23	
TOTALS	RPI 1-25	RPI 26-50	W-L RECORDS	RPI 51-100	RPI 101-150	RPI 150+				
1- 7	0- 0	0- 1	OVERALL	0- 1	0- 1	1- 4				
0- 3	0- 0	0- 0	HOME	0- 0	0- 0	0- 3				
0- 4	0- 0	0- 1	AWAY	0- 1	0- 1	0- 1				
1- 0	0- 0	0- 0	NEUTRAL	0- 0	0- 0	1- 0				
1- 7	0- 0	0- 1	NON-CONFERENCE	0- 1	0- 1	1- 4				
0- 3	0- 0	0- 0	HOME	0- 0	0- 0	0- 3				
0- 4	0- 0	0- 1	AWAY	0- 1	0- 1	0- 1				
1- 0	0- 0	0- 0	NEUTRAL	0- 0	0- 0	1- 0				
0- 0	0- 0	0- 0	CONFERENCE	0- 0	0- 0	0- 0				
0- 0	0- 0	0- 0	HOME	0- 0	0- 0	0- 0				
0- 0	0- 0	0- 0	AWAY	0- 0	0- 0	0- 0				
0- 0	0- 0	0- 0	NEUTRAL	0- 0	0- 0	0- 0				

RPI 1-25			RPI 26-50			RPI 51-100			RPI 101+			Team's RPI: 322
RPI	S	Opponent	Score	RPI	S	Opponent	Score	RPI	S	Opponent	Score	
				27	A	Georgia Tech	28 69	97	A	Furman	55 62	
										126	A	UNC Greensboro 49 64
										196	H	Alabama A&M 52 67
										198	A	UTEP 68 71
										274	H	Toledo 48 74
										301	H	FIU 63 70
										325	N	New Mexico St. 59 51
LAST 10 Division I												
				126	A	UNC Greensboro	49 64	196	H	Alabama A&M	52 67	
				97	A	Furman	55 62	27	A	Georgia Tech	28 69	
				198	A	UTEP	68 71	301	H	FIU	63 70	
				325	N	New Mexico St.	59 51	274	H	Toledo	48 74	

Non-Div I Games:

Georgia St.

Average RPI Win: 154		WON-LOST	WINNING	LAST 10	STRENGTH OF	OPP. STRENGTH	TEAM	ADJ.	CONF.	ADJ CONF.
Average RPI Loss: 35		RECORD	PCT. RANK	GAMES	SCHEDULE	OF SCHEDULE	RPI	RPI	RPI	RPI
DIV. I ONLY		7- 1	32	7-1	102	51	27	27	3	3
DIV. I NON-CONF.		7- 1	32	7-1	102	51	27	27	3	3
TOTALS		RPI 1-25	RPI 26-50	W-L RECORDS		RPI 51-100	RPI 101-150	RPI 150+		
7- 1	0- 0		0- 1	OVERALL		3- 0	1- 0	3- 0		
4- 0	0- 0		0- 0	HOME		1- 0	1- 0	2- 0		
2- 0	0- 0		0- 0	AWAY		1- 0	0- 0	1- 0		
1- 1	0- 0		0- 1	NEUTRAL		1- 0	0- 0	0- 0		
7- 1	0- 0		0- 1	NON-CONFERENCE		3- 0	1- 0	3- 0		
4- 0	0- 0		0- 0	HOME		1- 0	1- 0	2- 0		
2- 0	0- 0		0- 0	AWAY		1- 0	0- 0	1- 0		
1- 1	0- 0		0- 1	NEUTRAL		1- 0	0- 0	0- 0		
0- 0	0- 0		0- 0	CONFERENCE		0- 0	0- 0	0- 0		
0- 0	0- 0		0- 0	HOME		0- 0	0- 0	0- 0		
0- 0	0- 0		0- 0	AWAY		0- 0	0- 0	0- 0		
0- 0	0- 0		0- 0	NEUTRAL		0- 0	0- 0	0- 0		

RPI 1-25				RPI 26-50				Team's RPI: 27				RPI 51-100				RPI 101+			
RPI	S	Opponent	Score	RPI	S	Opponent	Score	RPI	S	Opponent	Score	RPI	S	Opponent	Score	RPI	S	Opponent	Score
				35	N	Rutgers	43 46					52	A	Georgia	73 40	114	H	Houston	69 38
												71	H	Wisconsin	60 41	190	A	Kennesaw St.	63 47
												77	N	Seton Hall	79 54	253	H	Grambling	89 42
																322	H	Georgia St.	69 28
LAST 10 Division I																			
				71	H	Wisconsin	60 41					190	A	Kennesaw St.	63 47				
				35	N	Rutgers	43 46					253	H	Grambling	89 42				
				77	N	Seton Hall	79 54					114	H	Houston	69 38				
				322	H	Georgia St.	69 28												
				52	A	Georgia	73 40												

Non-Div I Games:

Georgia Tech

■ Loss,
 ■ Non-Conf, S Site,
 ■ Home
 ■ Away
 N Neutral

Gonzaga

Through Games Of Dec. 12, 2019

Average RPI Win:	110	WON-LOST	WINNING	LAST 10	STRENGTH OF	OPP. STRENGTH	TEAM	ADJ.	CONF.	ADJ CONF.
Average RPI Loss:	4	RECORD	PCT. RANK	GAMES	SCHEDULE	OF SCHEDULE	RPI	RPI	RPI	RPI
DIV. I ONLY	8- 1	21	8-1	54	5	7	7	11	11	
DIV. I NON-CONF.	8- 1	21	8-1	54	5	7	7	11	11	
TOTALS	RPI 1-25	RPI 26-50	W-L RECORDS	RPI 51-100	RPI 101-150	RPI 150+				
8- 1	1- 1	0- 0	OVERALL	3- 0	2- 0	2- 0				
3- 0	0- 0	0- 0	HOME	1- 0	1- 0	1- 0				
2- 1	0- 1	0- 0	AWAY	1- 0	1- 0	0- 0				
3- 0	1- 0	0- 0	NEUTRAL	1- 0	0- 0	1- 0				
8- 1	1- 1	0- 0	NON-CONFERENCE	3- 0	2- 0	2- 0				
3- 0	0- 0	0- 0	HOME	1- 0	1- 0	1- 0				
2- 1	0- 1	0- 0	AWAY	1- 0	1- 0	0- 0				
3- 0	1- 0	0- 0	NEUTRAL	1- 0	0- 0	1- 0				
0- 0	0- 0	0- 0	CONFERENCE	0- 0	0- 0	0- 0				
0- 0	0- 0	0- 0	HOME	0- 0	0- 0	0- 0				
0- 0	0- 0	0- 0	AWAY	0- 0	0- 0	0- 0				
0- 0	0- 0	0- 0	NEUTRAL	0- 0	0- 0	0- 0				

RPI	S	Opponent	Score	RPI	S	Opponent	Score	RPI	S	Opponent	Score	RPI	S	Opponent	Score
4	A	Stanford	70 76					62	H	CSU Bakersfield	92 48	116	A	Montana St.	70 55
25	N	Purdue	63 50					70	N	Middle Tenn.	62 50	143	H	UT Martin	78 55
								85	A	Washington St.	76 53	155	N	Dayton	76 65
												225	H	Eastern Wash.	84 44
LAST 10 Division I															
70	N	Middle Tenn.	62 50	85	A	Washington St.	76 53	116	A	Montana St.	70 55	25	N	Purdue	63 50
155	N	Dayton	76 65	62	H	CSU Bakersfield	92 48								
225	H	Eastern Wash.	84 44												
4	A	Stanford	70 76												
143	H	UT Martin	78 55												

Non-Div I Games:

Gonzaga

■ Loss,
 ■ Non-Conf, S Site,
 ■ Home
 ■ Away
 N Neutral

Average RPI Win:	0	WON-LOST	WINNING	LAST 10	STRENGTH OF	OPP. STRENGTH	TEAM	ADJ.	CONF.	ADJ CONF.
Average RPI Loss:	117	RECORD	PCT. RANK	GAMES	SCHEDULE	OF SCHEDULE	RPI	RPI	RPI	RPI
DIV. I ONLY	0- 6	334	0-6	17	282	253	253	28	28	
DIV. I NON-CONF.	0- 6	334	0-6	17	283	254	254	28	28	
TOTALS	RPI 1-25	RPI 26-50	W-L RECORDS	RPI 51-100	RPI 101-150	RPI 150+				
0- 6	0- 0	0- 3	OVERALL	0- 1	0- 0	0- 2				
0- 2	0- 0	0- 0	HOME	0- 1	0- 0	0- 1				
0- 4	0- 0	0- 3	AWAY	0- 0	0- 0	0- 1				
0- 0	0- 0	0- 0	NEUTRAL	0- 0	0- 0	0- 0				
0- 6	0- 0	0- 3	NON-CONFERENCE	0- 1	0- 0	0- 2				
0- 2	0- 0	0- 0	HOME	0- 1	0- 0	0- 1				
0- 4	0- 0	0- 3	AWAY	0- 0	0- 0	0- 1				
0- 0	0- 0	0- 0	NEUTRAL	0- 0	0- 0	0- 0				
0- 0	0- 0	0- 0	CONFERENCE	0- 0	0- 0	0- 0				
0- 0	0- 0	0- 0	HOME	0- 0	0- 0	0- 0				
0- 0	0- 0	0- 0	AWAY	0- 0	0- 0	0- 0				
0- 0	0- 0	0- 0	NEUTRAL	0- 0	0- 0	0- 0				

RPI 1-25				RPI 26-50				RPI 51-100				RPI 101+ Team's RPI: 253			
RPI	S	Opponent	Score	RPI	S	Opponent	Score	RPI	S	Opponent	Score	RPI	S	Opponent	Score
				27	A	Georgia Tech	42 89	82	H	UT Arlington	54 88	177	H	Florida	65 72
				29	A	Baylor	46 120					347	A	Northwestern St.	61 65
				40	A	Kentucky	35 81								
LAST 10 Division I															
				29	A	Baylor	46 120	347	A	Northwestern St.	61 65				
				177	H	Florida	65 72	40	A	Kentucky	35 81				
								82	H	UT Arlington	54 88				
								27	A	Georgia Tech	42 89				

Non-Div I Games: Centenary (LA) 106 42

Grambling

■ Loss,
 ■ Non-Conf,
 ■ S Site,
 ■ H Home
 ■ A Away
 N Neutral

Average RPI Win: 137		WON-LOST	WINNING	LAST 10	STRENGTH OF	OPP. STRENGTH	TEAM	ADJ.	CONF.	ADJ CONF.
Average RPI Loss: 185		RECORD	PCT. RANK	GAMES	SCHEDULE	OF SCHEDULE	RPI	RPI	RPI	RPI
DIV. I ONLY		1- 5	301	1-5	92	326	287	287	32	32
DIV. I NON-CONF.		1- 5	300	1-5	92	327	287	287	32	32
TOTALS	RPI 1-25	RPI 26-50		W-L RECORDS	RPI 51-100		RPI 101-150	RPI 150+		
1- 5	0- 0	0- 0		OVERALL	0- 0		1- 1	0- 4		
1- 2	0- 0	0- 0		HOME	0- 0		1- 1	0- 1		
0- 3	0- 0	0- 0		AWAY	0- 0		0- 0	0- 3		
0- 0	0- 0	0- 0		NEUTRAL	0- 0		0- 0	0- 0		
1- 5	0- 0	0- 0		NON-CONFERENCE	0- 0		1- 1	0- 4		
1- 2	0- 0	0- 0		HOME	0- 0		1- 1	0- 1		
0- 3	0- 0	0- 0		AWAY	0- 0		0- 0	0- 3		
0- 0	0- 0	0- 0		NEUTRAL	0- 0		0- 0	0- 0		
0- 0	0- 0	0- 0		CONFERENCE	0- 0		0- 0	0- 0		
0- 0	0- 0	0- 0		HOME	0- 0		0- 0	0- 0		
0- 0	0- 0	0- 0		AWAY	0- 0		0- 0	0- 0		
0- 0	0- 0	0- 0		NEUTRAL	0- 0		0- 0	0- 0		

RPI 1-25				RPI 26-50				RPI 51-100				RPI 101+				Team's RPI: 287	
RPI	S	Opponent	Score	RPI	S	Opponent	Score	RPI	S	Opponent	Score	RPI	S	Opponent	Score		
												117	H	North Dakota	76	78	
												137	H	Southern Utah	69	65	
												167	A	Portland	41	73	
												175	A	Portland St.	46	69	
												226	A	Montana	67	72	
												239	H	Cal St. Fullerton	70	80	
LAST 10 Division I																	
				167	A	Portland	41	73	226	A	Montana	67	72				
				175	A	Portland St.	46	69	137	H	Southern Utah	69	65				
				239	H	Cal St. Fullerton	70	80	117	H	North Dakota	76	78				

Non-Div I Games: Benedictine Mesa 72 53

Grand Canyon

■ Loss, ■ Non-Conf, S Site, H Home A Away N Neutral

Average RPI Win:	163	WON-LOST	WINNING	LAST 10	STRENGTH OF	OPP. STRENGTH	TEAM	ADJ.	CONF.	ADJ CONF.
Average RPI Loss:	20	RECORD	PCT. RANK	GAMES	SCHEDULE	OF SCHEDULE	RPI	RPI	RPI	RPI
DIV. I ONLY	5- 4	146	5-4	37	9	59	59	15	15	
DIV. I NON-CONF.	5- 4	145	5-4	36	9	60	60	15	15	
TOTALS	RPI 1-25	RPI 26-50	W-L RECORDS	RPI 51-100	RPI 101-150	RPI 150+				
5- 4	0- 3	0- 1	OVERALL	0- 0	3- 0	2- 0				
1- 3	0- 2	0- 1	HOME	0- 0	0- 0	1- 0				
2- 0	0- 0	0- 0	AWAY	0- 0	1- 0	1- 0				
2- 1	0- 1	0- 0	NEUTRAL	0- 0	2- 0	0- 0				
5- 4	0- 3	0- 1	NON-CONFERENCE	0- 0	3- 0	2- 0				
1- 3	0- 2	0- 1	HOME	0- 0	0- 0	1- 0				
2- 0	0- 0	0- 0	AWAY	0- 0	1- 0	1- 0				
2- 1	0- 1	0- 0	NEUTRAL	0- 0	2- 0	0- 0				
0- 0	0- 0	0- 0	CONFERENCE	0- 0	0- 0	0- 0				
0- 0	0- 0	0- 0	HOME	0- 0	0- 0	0- 0				
0- 0	0- 0	0- 0	AWAY	0- 0	0- 0	0- 0				
0- 0	0- 0	0- 0	NEUTRAL	0- 0	0- 0	0- 0				

RPI 1-25				RPI 26-50				RPI 51-100				Team's RPI: 59	RPI 101+			
RPI	S	Opponent	Score	RPI	S	Opponent	Score	RPI	S	Opponent	Score		RPI	S	Opponent	Score
6	H	DePaul	65 76	48	H	Marquette	47 60						103	A	Central Mich.	111 105
11	N	Mississippi St.	58 83										109	N	Bowling Green	73 54
15	H	South Dakota	60 66										113	N	Syracuse	79 73
													169	H	Missouri	72 64
													323	A	Chicago St.	102 46
LAST 10 Division I																
11	N	Mississippi St.	58 83	6	H	DePaul	65 76									
109	N	Bowling Green	73 54	113	N	Syracuse	79 73									
323	A	Chicago St.	102 46	15	H	South Dakota	60 66									
48	H	Marquette	47 60	103	A	Central Mich.	111 105									
169	H	Missouri	72 64													

Non-Div I Games:

Green Bay

■ Loss,
 ■ Non-Conf,
 ■ S Site,
 ■ H Home
 ■ A Away
 N Neutral

Average RPI Win:	206	WON-LOST	WINNING	LAST 10	STRENGTH OF	OPP. STRENGTH	TEAM	ADJ.	CONF.	ADJ CONF.
Average RPI Loss:	134	RECORD	PCT. RANK	GAMES	SCHEDULE	OF SCHEDULE	RPI	RPI	RPI	RPI
DIV. I ONLY	2- 3	215	2-3	155	246	183	183	30	30	
DIV. I NON-CONF.	2- 3	217	2-3	153	245	182	182	30	30	
TOTALS	RPI 1-25	RPI 26-50	W-L RECORDS	RPI 51-100	RPI 101-150	RPI 150+				
2- 3	0- 0	0- 0	OVERALL	0- 2	1- 0	1- 1				
0- 2	0- 0	0- 0	HOME	0- 1	0- 0	0- 1				
2- 1	0- 0	0- 0	AWAY	0- 1	1- 0	1- 0				
0- 0	0- 0	0- 0	NEUTRAL	0- 0	0- 0	0- 0				
2- 3	0- 0	0- 0	NON-CONFERENCE	0- 2	1- 0	1- 1				
0- 2	0- 0	0- 0	HOME	0- 1	0- 0	0- 1				
2- 1	0- 0	0- 0	AWAY	0- 1	1- 0	1- 0				
0- 0	0- 0	0- 0	NEUTRAL	0- 0	0- 0	0- 0				
0- 0	0- 0	0- 0	CONFERENCE	0- 0	0- 0	0- 0				
0- 0	0- 0	0- 0	HOME	0- 0	0- 0	0- 0				
0- 0	0- 0	0- 0	AWAY	0- 0	0- 0	0- 0				
0- 0	0- 0	0- 0	NEUTRAL	0- 0	0- 0	0- 0				

RPI 1-25			RPI 26-50			RPI 51-100			RPI 101+			Team's RPI: 183
RPI	S	Opponent	Score	RPI	S	Opponent	Score	RPI	S	Opponent	Score	
						86	H Fla. Atlantic	63	64	118	A Alabama	64 61
						97	A Furman	65	70	220	H Norfolk St.	56 77
										293	A Chattanooga	84 55
LAST 10 Division I												
293	A	Chattanooga	84 55	220	H	Norfolk St.	56 77					
118	A	Alabama	64 61	97	A	Furman	65 70					
				86	H	Fla. Atlantic	63 64					

Non-Div I Games:

Hampton

Average RPI Win:	0	WON-LOST	WINNING	LAST 10	STRENGTH OF	OPP. STRENGTH	TEAM	ADJ.	CONF.	ADJ CONF.
Average RPI Loss:	149	RECORD	PCT. RANK	GAMES	SCHEDULE	OF SCHEDULE	RPI	RPI	RPI	RPI
DIV. I ONLY	0- 10	334	0-10	28	322	277	277	27	27	
DIV. I NON-CONF.	0- 10	334	0-10	27	323	278	278	27	27	
TOTALS	RPI 1-25	RPI 26-50	W-L RECORDS	RPI 51-100	RPI 101-150	RPI 150+				
0- 10	0- 1	0- 0	OVERALL	0- 3	0- 2	0- 4				
0- 4	0- 0	0- 0	HOME	0- 1	0- 1	0- 2				
0- 6	0- 1	0- 0	AWAY	0- 2	0- 1	0- 2				
0- 0	0- 0	0- 0	NEUTRAL	0- 0	0- 0	0- 0				
0- 10	0- 1	0- 0	NON-CONFERENCE	0- 3	0- 2	0- 4				
0- 4	0- 0	0- 0	HOME	0- 1	0- 1	0- 2				
0- 6	0- 1	0- 0	AWAY	0- 2	0- 1	0- 2				
0- 0	0- 0	0- 0	NEUTRAL	0- 0	0- 0	0- 0				
0- 0	0- 0	0- 0	CONFERENCE	0- 0	0- 0	0- 0				
0- 0	0- 0	0- 0	HOME	0- 0	0- 0	0- 0				
0- 0	0- 0	0- 0	AWAY	0- 0	0- 0	0- 0				
0- 0	0- 0	0- 0	NEUTRAL	0- 0	0- 0	0- 0				

RPI 1-25				RPI 26-50				RPI 51-100				RPI 101+ Team's RPI: 277			
RPI	S	Opponent	Score	RPI	S	Opponent	Score	RPI	S	Opponent	Score	RPI	S	Opponent	Score
9	A	Princeton	42 73					57	H	Providence	57 75	125	A	Harvard	44 53
								92	A	Penn	46 74	141	H	Rhode Island	56 68
								94	A	Michigan St.	34 79	163	A	Massachusetts	48 74
												172	A	William & Mary	44 61
												297	H	NJIT	52 61
												335	H	Hofstra	41 43
LAST 10 Division I															
9	A	Princeton	42 73	172	A	William & Mary	44 61								
297	H	NJIT	52 61	94	A	Michigan St.	34 79								
92	A	Penn	46 74	125	A	Harvard	44 53								
141	H	Rhode Island	56 68	163	A	Massachusetts	48 74								
335	H	Hofstra	41 43	57	H	Providence	57 75								

Non-Div I Games:

Hartford

HarvardHarvard

Harvard

Average RPI Win:	246	WON-LOST	WINNING	LAST 10	STRENGTH OF	OPP. STRENGTH	TEAM	ADJ.	CONF.	ADJ CONF.
Average RPI Loss:	108	RECORD	PCT. RANK	GAMES	SCHEDULE	OF SCHEDULE	RPI	RPI	RPI	RPI
DIV. I ONLY	5- 5	163	5-5	121	187	159	159	24	24	
DIV. I NON-CONF.	5- 5	162	5-5	121	186	158	158	24	24	
TOTALS	RPI 1-25	RPI 26-50	W-L RECORDS	RPI 51-100	RPI 101-150	RPI 150+				
5- 5	0- 2	0- 0	OVERALL	0- 1	1- 1	4- 1				
3- 3	0- 1	0- 0	HOME	0- 1	1- 1	2- 0				
2- 2	0- 1	0- 0	AWAY	0- 0	0- 0	2- 1				
0- 0	0- 0	0- 0	NEUTRAL	0- 0	0- 0	0- 0				
5- 5	0- 2	0- 0	NON-CONFERENCE	0- 1	1- 1	4- 1				
3- 3	0- 1	0- 0	HOME	0- 1	1- 1	2- 0				
2- 2	0- 1	0- 0	AWAY	0- 0	0- 0	2- 1				
0- 0	0- 0	0- 0	NEUTRAL	0- 0	0- 0	0- 0				
0- 0	0- 0	0- 0	CONFERENCE	0- 0	0- 0	0- 0				
0- 0	0- 0	0- 0	HOME	0- 0	0- 0	0- 0				
0- 0	0- 0	0- 0	AWAY	0- 0	0- 0	0- 0				
0- 0	0- 0	0- 0	NEUTRAL	0- 0	0- 0	0- 0				

RPI 1-25				RPI 26-50				RPI 51-100				RPI 101+ Team's RPI: 159			
RPI	S	Opponent	Score	RPI	S	Opponent	Score	RPI	S	Opponent	Score	RPI	S	Opponent	Score
1	A	Oregon St.	32 64					78	H	Texas Southern	57 74	129	H	Texas	73 60
16	H	NC State	59 68									134	H	North Texas	60 66
												151	A	Washington	62 50
												294	A	Pepperdine	52 51
												310	A	LMU (CA)	51 65
												314	H	San Diego St.	61 58
												344	H	UTSA	62 50
LAST 10 Division I															
151	A	Washington	62 50	16	H	NC State	59 68	134	H	North Texas	60 66	78	H	Texas Southern	57 74
1	A	Oregon St.	32 64												
129	H	Texas	73 60												
310	A	LMU (CA)	51 65												
314	H	San Diego St.	61 58												
				294	A	Pepperdine	52 51								

Non-Div I Games:

Hawaii

Average RPI Win: 297		WON-LOST	WINNING	LAST 10	STRENGTH OF	OPP. STRENGTH	TEAM	ADJ.	CONF.	ADJ CONF.
Average RPI Loss: 182		RECORD	PCT. RANK	GAMES	SCHEDULE	OF SCHEDULE	RPI	RPI	RPI	RPI
DIV. I ONLY		2- 5	253	2-5	290	247	300	300	30	30
DIV. I NON-CONF.		2- 5	253	2-5	291	246	300	300	30	30
TOTALS	RPI 1-25	RPI 26-50		W-L RECORDS	RPI 51-100		RPI 101-150		RPI 150+	
2- 5	0- 1	0- 0		OVERALL	0- 0		0- 1		2- 3	
1- 2	0- 0	0- 0		HOME	0- 0		0- 1		1- 1	
1- 3	0- 1	0- 0		AWAY	0- 0		0- 0		1- 2	
0- 0	0- 0	0- 0		NEUTRAL	0- 0		0- 0		0- 0	
2- 5	0- 1	0- 0		NON-CONFERENCE	0- 0		0- 1		2- 3	
1- 2	0- 0	0- 0		HOME	0- 0		0- 1		1- 1	
1- 3	0- 1	0- 0		AWAY	0- 0		0- 0		1- 2	
0- 0	0- 0	0- 0		NEUTRAL	0- 0		0- 0		0- 0	
0- 0	0- 0	0- 0		CONFERENCE	0- 0		0- 0		0- 0	
0- 0	0- 0	0- 0		HOME	0- 0		0- 0		0- 0	
0- 0	0- 0	0- 0		AWAY	0- 0		0- 0		0- 0	
0- 0	0- 0	0- 0		NEUTRAL	0- 0		0- 0		0- 0	

RPI 1-25				RPI 26-50				RPI 51-100				RPI 101+				Team's RPI: 300	
RPI	S	Opponent	Score	RPI	S	Opponent	Score	RPI	S	Opponent	Score	RPI	S	Opponent	Score		
22	A	Duke	57 93									102	H	Davidson	63 73		
												220	A	Norfolk St.	58 72		
												264	H	ETSU	80 62		
												265	A	American	48 56		
												302	H	Col. of Charleston	70 79		
												329	A	N.C. Central	78 58		
LAST 10 Division I																	
				102	H	Davidson	63 73	265	A	American	48 56						
				329	A	N.C. Central	78 58	264	H	ETSU	80 62						
				220	A	Norfolk St.	58 72	302	H	Col. of Charleston	70 79						
								22	A	Duke	57 93						

Non-Div I Games:

High Point

■ Loss, ■ Non-Conf, S Site, H Home A Away N Neutral

Average RPI Win:	266	WON-LOST	WINNING	LAST 10	STRENGTH OF	OPP. STRENGTH	TEAM	ADJ.	CONF.	ADJ CONF.
Average RPI Loss:	227	RECORD	PCT. RANK	GAMES	SCHEDULE	OF SCHEDULE	RPI	RPI	RPI	RPI
DIV. I ONLY	2- 6	277	2-6	320	293	335	335	19	19	
DIV. I NON-CONF.	2- 6	277	2-6	320	293	335	335	19	19	
TOTALS	RPI 1-25	RPI 26-50	W-L RECORDS	RPI 51-100	RPI 101-150	RPI 150+				
2- 6	0- 0	0- 0	OVERALL	0- 0	0- 2	2- 4				
1- 3	0- 0	0- 0	HOME	0- 0	0- 2	1- 1				
1- 3	0- 0	0- 0	AWAY	0- 0	0- 0	1- 3				
0- 0	0- 0	0- 0	NEUTRAL	0- 0	0- 0	0- 0				
2- 6	0- 0	0- 0	NON-CONFERENCE	0- 0	0- 2	2- 4				
1- 3	0- 0	0- 0	HOME	0- 0	0- 2	1- 1				
1- 3	0- 0	0- 0	AWAY	0- 0	0- 0	1- 3				
0- 0	0- 0	0- 0	NEUTRAL	0- 0	0- 0	0- 0				
0- 0	0- 0	0- 0	CONFERENCE	0- 0	0- 0	0- 0				
0- 0	0- 0	0- 0	HOME	0- 0	0- 0	0- 0				
0- 0	0- 0	0- 0	AWAY	0- 0	0- 0	0- 0				
0- 0	0- 0	0- 0	NEUTRAL	0- 0	0- 0	0- 0				

RPI 1-25			RPI 26-50			RPI 51-100			RPI 101+			Team's RPI: 335
RPI	S	Opponent	Score	RPI	S	Opponent	Score	RPI	S	Opponent	Score	
								123	H	Stony Brook	38	81
								150	H	Cleveland St.	51	61
								227	A	Fairfield	64	73
								243	H	Howard	64	73
								255	H	Morgan St.	51	39
								277	A	Hartford	43	41
								280	A	Sacred Heart	44	71
								336	A	LIU Brooklyn	46	85
LAST 10 Division I												
255	H	Morgan St.	51	39	227	A	Fairfield	64	73			
336	A	LIU Brooklyn	46	85	280	A	Sacred Heart	44	71			
243	H	Howard	64	73	277	A	Hartford	43	41			
150	H	Cleveland St.	51	61								
123	H	Stony Brook	38	81								

Non-Div I Games:

Hofstra

■ Loss,
 ■ Non-Conf, S Site,
 ■ Home
 ■ Away
 N Neutral

Holy Cross

Through Games Of Dec. 12, 2019

Average RPI Win:	218	WON-LOST	WINNING	LAST 10	STRENGTH OF	OPP. STRENGTH	TEAM	ADJ.	CONF.	ADJ CONF.
Average RPI Loss:	146	RECORD	PCT. RANK	GAMES	SCHEDULE	OF SCHEDULE	RPI	RPI	RPI	RPI
DIV. I ONLY	4- 3	131	4-3	135	262	111	111	14	14	
DIV. I NON-CONF.	4- 3	131	4-3	134	263	111	111	14	14	
TOTALS	RPI 1-25	RPI 26-50	W-L RECORDS	RPI 51-100	RPI 101-150	RPI 150+				
4- 3	0- 0	0- 0	OVERALL	1- 0	1- 2	2- 1				
3- 0	0- 0	0- 0	HOME	1- 0	1- 0	1- 0				
1- 3	0- 0	0- 0	AWAY	0- 0	0- 2	1- 1				
0- 0	0- 0	0- 0	NEUTRAL	0- 0	0- 0	0- 0				
4- 3	0- 0	0- 0	NON-CONFERENCE	1- 0	1- 2	2- 1				
3- 0	0- 0	0- 0	HOME	1- 0	1- 0	1- 0				
1- 3	0- 0	0- 0	AWAY	0- 0	0- 2	1- 1				
0- 0	0- 0	0- 0	NEUTRAL	0- 0	0- 0	0- 0				
0- 0	0- 0	0- 0	CONFERENCE	0- 0	0- 0	0- 0				
0- 0	0- 0	0- 0	HOME	0- 0	0- 0	0- 0				
0- 0	0- 0	0- 0	AWAY	0- 0	0- 0	0- 0				
0- 0	0- 0	0- 0	NEUTRAL	0- 0	0- 0	0- 0				

RPI 1-25			RPI 26-50			RPI 51-100			RPI 101+			Team's RPI: 111
RPI	S	Opponent	Score	RPI	S	Opponent	Score	RPI	S	Opponent	Score	
						88	H Boston College	80 71				
									133	A Illinois	75 78	
									139	H Merrimack	68 42	
									141	A Rhode Island	58 73	
									163	A Massachusetts	72 75	
									315	H Bryant	87 75	
									328	A Brown	83 71	
LAST 10 Division I												
				139	H Merrimack	68 42			163	A Massachusetts	72 75	
				315	H Bryant	87 75			141	A Rhode Island	58 73	
				88	H Boston College	80 71			328	A Brown	83 71	
				133	A Illinois	75 78						

Non-Div I Games:

Holy Cross

Loss, Non-Conf, S Site, H Home A Away N Neutral

Average RPI Win:	191	WON-LOST	WINNING	LAST 10	STRENGTH OF	OPP. STRENGTH	TEAM	ADJ.	CONF.	ADJ CONF.
Average RPI Loss:	70	RECORD	PCT. RANK	GAMES	SCHEDULE	OF SCHEDULE	RPI	RPI	RPI	RPI
DIV. I ONLY	5- 5	163	5-5	55	115	114	114	9	9	
DIV. I NON-CONF.	5- 5	162	5-5	55	115	114	114	9	9	
TOTALS	RPI 1-25	RPI 26-50	W-L RECORDS	RPI 51-100	RPI 101-150	RPI 150+				
5- 5	0- 1	0- 1	OVERALL	1- 2	0- 1	4- 0				
4- 1	0- 1	0- 0	HOME	1- 0	0- 0	3- 0				
0- 2	0- 0	0- 1	AWAY	0- 1	0- 0	0- 0				
1- 2	0- 0	0- 0	NEUTRAL	0- 1	0- 1	1- 0				
5- 5	0- 1	0- 1	NON-CONFERENCE	1- 2	0- 1	4- 0				
4- 1	0- 1	0- 0	HOME	1- 0	0- 0	3- 0				
0- 2	0- 0	0- 1	AWAY	0- 1	0- 0	0- 0				
1- 2	0- 0	0- 0	NEUTRAL	0- 1	0- 1	1- 0				
0- 0	0- 0	0- 0	CONFERENCE	0- 0	0- 0	0- 0				
0- 0	0- 0	0- 0	HOME	0- 0	0- 0	0- 0				
0- 0	0- 0	0- 0	AWAY	0- 0	0- 0	0- 0				
0- 0	0- 0	0- 0	NEUTRAL	0- 0	0- 0	0- 0				

RPI 1-25				RPI 26-50				RPI 51-100				RPI 101+ Team's RPI: 114			
RPI	S	Opponent	Score	RPI	S	Opponent	Score	RPI	S	Opponent	Score	RPI	S	Opponent	Score
19	H	FGCU	45 57	27	A	Georgia Tech	38 69	51	H	Oklahoma	85 69	113	N	Syracuse	62 87
								95	N	San Francisco	57 80	211	N	California Baptist	96 75
								96	A	New Mexico	71 81	221	H	Louisiana Tech	67 53
												234	H	Southeastern La.	78 65
												236	H	Houston Baptist	82 60
LAST 10 Division I															
221	H	Louisiana Tech	67 53	19	H	FGCU	45 57	95	N	San Francisco	57 80	211	N	California Baptist	96 75
236	H	Houston Baptist	82 60	27	A	Georgia Tech	38 69	51	H	Oklahoma	85 69	113	N	Syracuse	62 87
96	A	New Mexico	71 81												
234	H	Southeastern La.	78 65												
27	A	Georgia Tech	38 69												

Non-Div I Games:

Houston

■ Loss,
 ■ Non-Conf, S Site,
 ■ Home
 ■ Away
 N Neutral

Average RPI Win: 289		WON-LOST	WINNING	LAST 10	STRENGTH OF	OPP. STRENGTH	TEAM	ADJ.	CONF.	ADJ CONF.
Average RPI Loss: 139		RECORD	PCT. RANK	GAMES	SCHEDULE	OF SCHEDULE	RPI	RPI	RPI	RPI
DIV. I ONLY		2- 4	228	2-4	265	201	236	236	25	25
DIV. I NON-CONF.		2- 4	229	2-4	264	200	236	236	25	25
TOTALS	RPI 1-25		RPI 26-50		W-L RECORDS	RPI 51-100	RPI 101-150		RPI 150+	
2- 4	0- 0		0- 1		OVERALL	0- 0	0- 2		2- 1	
0- 1	0- 0		0- 0		HOME	0- 0	0- 0		0- 1	
2- 3	0- 0		0- 1		AWAY	0- 0	0- 2		2- 0	
0- 0	0- 0		0- 0		NEUTRAL	0- 0	0- 0		0- 0	
2- 4	0- 0		0- 1		NON-CONFERENCE	0- 0	0- 2		2- 1	
0- 1	0- 0		0- 0		HOME	0- 0	0- 0		0- 1	
2- 3	0- 0		0- 1		AWAY	0- 0	0- 2		2- 0	
0- 0	0- 0		0- 0		NEUTRAL	0- 0	0- 0		0- 0	
0- 0	0- 0		0- 0		CONFERENCE	0- 0	0- 0		0- 0	
0- 0	0- 0		0- 0		HOME	0- 0	0- 0		0- 0	
0- 0	0- 0		0- 0		AWAY	0- 0	0- 0		0- 0	
0- 0	0- 0		0- 0		NEUTRAL	0- 0	0- 0		0- 0	

RPI 1-25				RPI 26-50				RPI 51-100				RPI 101+				Team's RPI: 236	
RPI	S	Opponent	Score	RPI	S	Opponent	Score	RPI	S	Opponent	Score	RPI	S	Opponent	Score		
				29	A	Baylor	42 112					114	A	Houston	60 82		
												132	A	Wichita St.	42 59		
												229	A	Oral Roberts	74 73		
												282	H	Northern Ariz.	62 79		
												348	A	La.-Monroe	72 65		
LAST 10 Division I																	
				348	A	La.-Monroe	72 65	282	H	Northern Ariz.	62 79						
								132	A	Wichita St.	42 59						
								229	A	Oral Roberts	74 73						
								114	A	Houston	60 82						
								29	A	Baylor	42 112						

Non-Div I Games:	LSU-Shreveport	67	44	Paul Quinn	63	34
------------------	----------------	----	----	------------	----	----

Houston Baptist

■ Loss, ■ Non-Conf, S Site, H Home A Away N Neutral

Page 114

Average RPI Win: 321		WON-LOST	WINNING	LAST 10	STRENGTH OF	OPP. STRENGTH	TEAM	ADJ.	CONF.	ADJ CONF.
Average RPI Loss: 141		RECORD	PCT. RANK	GAMES	SCHEDULE	OF SCHEDULE	RPI	RPI	RPI	RPI
DIV. I ONLY		5- 4	146	5-4	294	334	243	243	31	31
DIV. I NON-CONF.		5- 4	145	5-4	294	334	245	245	31	31
TOTALS	RPI 1-25	RPI 26-50		W-L RECORDS		RPI 51-100	RPI 101-150	RPI 150+		
5- 4	0- 0	0- 0		OVERALL		0- 0	0- 3	5- 1		
2- 1	0- 0	0- 0		HOME		0- 0	0- 1	2- 0		
3- 1	0- 0	0- 0		AWAY		0- 0	0- 1	3- 0		
0- 2	0- 0	0- 0		NEUTRAL		0- 0	0- 1	0- 1		
5- 4	0- 0	0- 0		NON-CONFERENCE		0- 0	0- 3	5- 1		
2- 1	0- 0	0- 0		HOME		0- 0	0- 1	2- 0		
3- 1	0- 0	0- 0		AWAY		0- 0	0- 1	3- 0		
0- 2	0- 0	0- 0		NEUTRAL		0- 0	0- 1	0- 1		
0- 0	0- 0	0- 0		CONFERENCE		0- 0	0- 0	0- 0		
0- 0	0- 0	0- 0		HOME		0- 0	0- 0	0- 0		
0- 0	0- 0	0- 0		AWAY		0- 0	0- 0	0- 0		
0- 0	0- 0	0- 0		NEUTRAL		0- 0	0- 0	0- 0		

H
o
w
a
r
dH
o
w
a
r
d[illegible]

Non-Div I Games:

Howard

■ Loss, ■ Non-Conf, S Site, H Home A Away N Neutral

Average RPI Win:	138	WON-LOST	WINNING	LAST 10	STRENGTH OF	OPP. STRENGTH	TEAM	ADJ.	CONF.	ADJ CONF.
Average RPI Loss:	95	RECORD	PCT. RANK	GAMES	SCHEDULE	OF SCHEDULE	RPI	RPI	RPI	RPI
DIV. I ONLY	4- 4	163	4-4	63	92	74	74	15	15	
DIV. I NON-CONF.	4- 4	162	4-4	62	90	74	74	15	15	
TOTALS	RPI 1-25	RPI 26-50	W-L RECORDS	RPI 51-100	RPI 101-150	RPI 150+				
4- 4	0- 0	0- 1	OVERALL	1- 1	2- 2	1- 0				
2- 0	0- 0	0- 0	HOME	0- 0	2- 0	0- 0				
0- 4	0- 0	0- 1	AWAY	0- 1	0- 2	0- 0				
2- 0	0- 0	0- 0	NEUTRAL	1- 0	0- 0	1- 0				
4- 4	0- 0	0- 1	NON-CONFERENCE	1- 1	2- 2	1- 0				
2- 0	0- 0	0- 0	HOME	0- 0	2- 0	0- 0				
0- 4	0- 0	0- 1	AWAY	0- 1	0- 2	0- 0				
2- 0	0- 0	0- 0	NEUTRAL	1- 0	0- 0	1- 0				
0- 0	0- 0	0- 0	CONFERENCE	0- 0	0- 0	0- 0				
0- 0	0- 0	0- 0	HOME	0- 0	0- 0	0- 0				
0- 0	0- 0	0- 0	AWAY	0- 0	0- 0	0- 0				
0- 0	0- 0	0- 0	NEUTRAL	0- 0	0- 0	0- 0				

RPI S	Opponent	Score	RPI S	Opponent	Score	RPI S	Opponent	Score	RPI S	Opponent	Score
			50 A	Miami (FL)	65 74	79 A	Butler	61 64	106 A	Ohio	64 70
						84 N	St. John's (NY)	85 78	120 H	Southern Ill.	81 78
									135 H	Ball St.	65 48
									143 A	UT Martin	51 57
									214 N	Elon	59 53
LAST 10 Division I											
			214 N	Elon	59 53	106 A	Ohio	64 70			
			84 N	St. John's (NY)	85 78	120 H	Southern Ill.	81 78			
			143 A	UT Martin	51 57	135 H	Ball St.	65 48			
			79 A	Butler	61 64						
			50 A	Miami (FL)	65 74						

Non-Div I Games: Ind.-Northwest 103 45

IUPUI

Idaho

Through Games Of Dec. 12, 2019

Average RPI Win:	234	WON-LOST	WINNING	LAST 10	STRENGTH OF	OPP. STRENGTH	TEAM	ADJ.	CONF.	ADJ CONF.
Average RPI Loss:	80	RECORD	PCT. RANK	GAMES	SCHEDULE	OF SCHEDULE	RPI	RPI	RPI	RPI
DIV. I ONLY	4- 3	131	4-3	170	160	110	110	18	18	
DIV. I NON-CONF.	4- 3	131	4-3	169	159	110	110	18	18	
TOTALS	RPI 1-25	RPI 26-50	W-L RECORDS	RPI 51-100	RPI 101-150	RPI 150+				
4- 3	0- 0	0- 1	OVERALL	1- 1	0- 0	3- 1				
1- 0	0- 0	0- 0	HOME	0- 0	0- 0	1- 0				
3- 1	0- 0	0- 1	AWAY	1- 0	0- 0	2- 0				
0- 2	0- 0	0- 0	NEUTRAL	0- 1	0- 0	0- 1				
4- 3	0- 0	0- 1	NON-CONFERENCE	1- 1	0- 0	3- 1				
1- 0	0- 0	0- 0	HOME	0- 0	0- 0	1- 0				
3- 1	0- 0	0- 1	AWAY	1- 0	0- 0	2- 0				
0- 2	0- 0	0- 0	NEUTRAL	0- 1	0- 0	0- 1				
0- 0	0- 0	0- 0	CONFERENCE	0- 0	0- 0	0- 0				
0- 0	0- 0	0- 0	HOME	0- 0	0- 0	0- 0				
0- 0	0- 0	0- 0	AWAY	0- 0	0- 0	0- 0				
0- 0	0- 0	0- 0	NEUTRAL	0- 0	0- 0	0- 0				

RPI 1-25				RPI 26-50				RPI 51-100				RPI 101+				Team's RPI: 110	
RPI	S	Opponent	Score	RPI	S	Opponent	Score	RPI	S	Opponent	Score	RPI	S	Opponent	Score		
				32	A	Oklahoma St.	47 62	53	N	Old Dominion	55 67	154	N	Lamar University	44 47		
								95	A	San Francisco	66 60	212	A	San Diego	65 32		
												286	H	Colorado St.	61 54		
												343	A	Seattle U	90 84		
LAST 10 Division I																	
				343	A	Seattle U	90 84	212	A	San Diego	65 32						
				95	A	San Francisco	66 60	53	N	Old Dominion	55 67						
				286	H	Colorado St.	61 54	154	N	Lamar University	44 47						
				32	A	Oklahoma St.	47 62										

Non-Div I Games:

Idaho

■ Loss,
 ■ Non-Conf,
 ■ S Site,
 ■ H Home
 ■ A Away
 N Neutral

Average RPI Win:	342	WON-LOST	WINNING	LAST 10	STRENGTH OF	OPP. STRENGTH	TEAM	ADJ.	CONF.	ADJ CONF.
Average RPI Loss:	45	RECORD	PCT. RANK	GAMES	SCHEDULE	OF SCHEDULE	RPI	RPI	RPI	RPI
DIV. I ONLY	2- 3	215	2-3	217	159	179	179	18	18	
DIV. I NON-CONF.	2- 3	217	2-3	215	158	177	177	18	18	
TOTALS	RPI 1-25	RPI 26-50	W-L RECORDS	RPI 51-100	RPI 101-150	RPI 150+				
2- 3	0- 1	0- 1	OVERALL	0- 1	0- 0	2- 0				
1- 0	0- 0	0- 0	HOME	0- 0	0- 0	1- 0				
1- 3	0- 1	0- 1	AWAY	0- 1	0- 0	1- 0				
0- 0	0- 0	0- 0	NEUTRAL	0- 0	0- 0	0- 0				
2- 3	0- 1	0- 1	NON-CONFERENCE	0- 1	0- 0	2- 0				
1- 0	0- 0	0- 0	HOME	0- 0	0- 0	1- 0				
1- 3	0- 1	0- 1	AWAY	0- 1	0- 0	1- 0				
0- 0	0- 0	0- 0	NEUTRAL	0- 0	0- 0	0- 0				
0- 0	0- 0	0- 0	CONFERENCE	0- 0	0- 0	0- 0				
0- 0	0- 0	0- 0	HOME	0- 0	0- 0	0- 0				
0- 0	0- 0	0- 0	AWAY	0- 0	0- 0	0- 0				
0- 0	0- 0	0- 0	NEUTRAL	0- 0	0- 0	0- 0				

RPI 1-25				RPI 26-50				RPI 51-100				RPI 101+				Team's RPI: 179
RPI	S	Opponent	Score	RPI	S	Opponent	Score	RPI	S	Opponent	Score	RPI	S	Opponent	Score	
22	A	Duke	66 85	32	A	Oklahoma St.	52 70	81	A	Arizona St.	69 74	341	A	Utah Valley	88 61	
												343	H	Seattle U	73 48	
LAST 10 Division I																
				81	A	Arizona St.	69 74	341	A	Utah Valley	88 61					
								22	A	Duke	66 85					
								32	A	Oklahoma St.	52 70					
								343	H	Seattle U	73 48					

Non-Div I Games: Arizona Christian 93 36 Montana Tech 83 57

Idaho St.

Illinois

Through Games Of Dec. 12, 2019

Average RPI Win:	228	WON-LOST	WINNING	LAST 10	STRENGTH OF	OPP. STRENGTH	TEAM	ADJ.	CONF.	ADJ CONF.
Average RPI Loss:	46	RECORD	PCT. RANK	GAMES	SCHEDULE	OF SCHEDULE	RPI	RPI	RPI	RPI
DIV. I ONLY	7- 2	50	7-2	240	151	133	133	2	2	
DIV. I NON-CONF.	7- 2	51	7-2	239	149	132	132	2	2	
TOTALS	RPI 1-25	RPI 26-50	W-L RECORDS	RPI 51-100	RPI 101-150	RPI 150+				
7- 2	0- 0	0- 1	OVERALL	0- 1	3- 0	4- 0				
7- 1	0- 0	0- 1	HOME	0- 0	3- 0	4- 0				
0- 1	0- 0	0- 0	AWAY	0- 1	0- 0	0- 0				
0- 0	0- 0	0- 0	NEUTRAL	0- 0	0- 0	0- 0				
7- 2	0- 0	0- 1	NON-CONFERENCE	0- 1	3- 0	4- 0				
7- 1	0- 0	0- 1	HOME	0- 0	3- 0	4- 0				
0- 1	0- 0	0- 0	AWAY	0- 1	0- 0	0- 0				
0- 0	0- 0	0- 0	NEUTRAL	0- 0	0- 0	0- 0				
0- 0	0- 0	0- 0	CONFERENCE	0- 0	0- 0	0- 0				
0- 0	0- 0	0- 0	HOME	0- 0	0- 0	0- 0				
0- 0	0- 0	0- 0	AWAY	0- 0	0- 0	0- 0				
0- 0	0- 0	0- 0	NEUTRAL	0- 0	0- 0	0- 0				

RPI S	Opponent	Score	RPI S	Opponent	Score	RPI S	Opponent	Score	RPI S	Opponent	Score	Team's RPI: 133
26	H Illinois St.	58 74	66	A North Carolina	60 85	111	H Holy Cross	78 75	136	H Austin Peay	76 62	
						139	H Merrimack	75 72	268	H Presbyterian	71 52	
						304	H Ark.-Pine Bluff	65 50	315	H Bryant	69 55	
						323	H Chicago St.	96 66				
LAST 10 Division I												
66	A North Carolina	60 85	139	H Merrimack	75 72							
268	H Presbyterian	71 52	136	H Austin Peay	76 62							
315	H Bryant	69 55	111	H Holy Cross	78 75							
304	H Ark.-Pine Bluff	65 50	323	H Chicago St.	96 66							
26	H Illinois St.	58 74										

Non-Div I Games:

Illinois

Loss, Non-Conf, S Site, H Home A Away N Neutral

Average RPI Win:	152	WON-LOST	WINNING	LAST 10	STRENGTH OF	OPP. STRENGTH	TEAM	ADJ.	CONF.	ADJ CONF.
Average RPI Loss:	41	RECORD	PCT. RANK	GAMES	SCHEDULE	OF SCHEDULE	RPI	RPI	RPI	RPI
DIV. I ONLY	5- 2	72	5-2	49	143	26	26	4	4	
DIV. I NON-CONF.	5- 2	73	5-2	49	143	26	26	4	4	
TOTALS	RPI 1-25	RPI 26-50	W-L RECORDS	RPI 51-100	RPI 101-150	RPI 150+				
5- 2	0- 0	0- 2	OVERALL	0- 0	3- 0	2- 0				
3- 0	0- 0	0- 0	HOME	0- 0	1- 0	2- 0				
2- 2	0- 0	0- 2	AWAY	0- 0	2- 0	0- 0				
0- 0	0- 0	0- 0	NEUTRAL	0- 0	0- 0	0- 0				
5- 2	0- 0	0- 2	NON-CONFERENCE	0- 0	3- 0	2- 0				
3- 0	0- 0	0- 0	HOME	0- 0	1- 0	2- 0				
2- 2	0- 0	0- 2	AWAY	0- 0	2- 0	0- 0				
0- 0	0- 0	0- 0	NEUTRAL	0- 0	0- 0	0- 0				
0- 0	0- 0	0- 0	CONFERENCE	0- 0	0- 0	0- 0				
0- 0	0- 0	0- 0	HOME	0- 0	0- 0	0- 0				
0- 0	0- 0	0- 0	AWAY	0- 0	0- 0	0- 0				
0- 0	0- 0	0- 0	NEUTRAL	0- 0	0- 0	0- 0				

RPI 1-25				RPI 26-50				Team's RPI: 26				RPI 51-100				RPI 101+			
RPI	S	Opponent	Score	RPI	S	Opponent	Score	RPI	S	Opponent	Score	RPI	S	Opponent	Score	RPI	S	Opponent	Score
				34	A	Saint Louis	56 61					117	A	North Dakota	66 58				
				48	A	Marquette	41 58					133	A	Illinois	74 58				
												143	H	UT Martin	70 47				
												161	H	Northern Ill.	69 66				
												204	H	Western Ill.	78 65				
LAST 10 Division I																			
				143	H	UT Martin	70 47			34	A	Saint Louis	56 61						
				117	A	North Dakota	66 58			204	H	Western Ill.	78 65						
				161	H	Northern Ill.	69 66												
				133	A	Illinois	74 58												
				48	A	Marquette	41 58												

Non-Div I Games: Truman 87 60

Illinois St.

Average RPI Win:	0	WON-LOST	WINNING	LAST 10	STRENGTH OF	OPP. STRENGTH	TEAM	ADJ.	CONF.	ADJ CONF.
Average RPI Loss:	250	RECORD	PCT. RANK	GAMES	SCHEDULE	OF SCHEDULE	RPI	RPI	RPI	RPI
DIV. I ONLY	0- 4	334	0-4	328	329	349	349	25	25	
DIV. I NON-CONF.	0- 4	334	0-4	328	329	349	349	25	25	
TOTALS	RPI 1-25	RPI 26-50	W-L RECORDS	RPI 51-100	RPI 101-150	RPI 150+				
0- 4	0- 0	0- 0	OVERALL	0- 0	0- 1	0- 3				
0- 0	0- 0	0- 0	HOME	0- 0	0- 0	0- 0				
0- 4	0- 0	0- 0	AWAY	0- 0	0- 1	0- 3				
0- 0	0- 0	0- 0	NEUTRAL	0- 0	0- 0	0- 0				
0- 4	0- 0	0- 0	NON-CONFERENCE	0- 0	0- 1	0- 3				
0- 0	0- 0	0- 0	HOME	0- 0	0- 0	0- 0				
0- 4	0- 0	0- 0	AWAY	0- 0	0- 1	0- 3				
0- 0	0- 0	0- 0	NEUTRAL	0- 0	0- 0	0- 0				
0- 0	0- 0	0- 0	CONFERENCE	0- 0	0- 0	0- 0				
0- 0	0- 0	0- 0	HOME	0- 0	0- 0	0- 0				
0- 0	0- 0	0- 0	AWAY	0- 0	0- 0	0- 0				
0- 0	0- 0	0- 0	NEUTRAL	0- 0	0- 0	0- 0				

RPI 1-25				RPI 26-50				RPI 51-100				RPI 101+				Team's RPI: 349	
RPI	S	Opponent	Score	RPI	S	Opponent	Score	RPI	S	Opponent	Score	RPI	S	Opponent	Score		
												106	A	Ohio	41	78	
												263	A	Kansas St.	41	85	
												286	A	Colorado St.	47	75	
												344	A	UTSA	56	63	
LAST 10 Division I																	
												263	A	Kansas St.	41	85	
												286	A	Colorado St.	47	75	
												106	A	Ohio	41	78	
												344	A	UTSA	56	63	

Non-Div I Games:	Schreiner	70	35	Tex. A&M Int'l	55	38
------------------	-----------	----	----	----------------	----	----

Incarnate Word

■ Loss, ■ Non-Conf, S Site, H Home A Away N Neutral

Indiana

Through Games Of Dec. 12, 2019

Average RPI Win:	140	WON-LOST	WINNING	LAST 10	STRENGTH OF	OPP. STRENGTH	TEAM	ADJ.	CONF.	ADJ CONF.
Average RPI Loss:	29	RECORD	PCT. RANK	GAMES	SCHEDULE	OF SCHEDULE	RPI	RPI	RPI	RPI
DIV. I ONLY	9- 1	15	9-1	65	48	13	13	2	2	
DIV. I NON-CONF.	9- 1	15	9-1	64	48	13	13	2	2	
TOTALS	RPI 1-25	RPI 26-50	W-L RECORDS	RPI 51-100	RPI 101-150	RPI 150+				
9- 1	1- 0	1- 1	OVERALL	3- 0	0- 0	4- 0				
4- 0	0- 0	0- 0	HOME	1- 0	0- 0	3- 0				
3- 0	0- 0	1- 0	AWAY	1- 0	0- 0	1- 0				
2- 1	1- 0	0- 1	NEUTRAL	1- 0	0- 0	0- 0				
9- 1	1- 0	1- 1	NON-CONFERENCE	3- 0	0- 0	4- 0				
4- 0	0- 0	0- 0	HOME	1- 0	0- 0	3- 0				
3- 0	0- 0	1- 0	AWAY	1- 0	0- 0	1- 0				
2- 1	1- 0	0- 1	NEUTRAL	1- 0	0- 0	0- 0				
0- 0	0- 0	0- 0	CONFERENCE	0- 0	0- 0	0- 0				
0- 0	0- 0	0- 0	HOME	0- 0	0- 0	0- 0				
0- 0	0- 0	0- 0	AWAY	0- 0	0- 0	0- 0				
0- 0	0- 0	0- 0	NEUTRAL	0- 0	0- 0	0- 0				

RPI 1-25				RPI 26-50				RPI 51-100				RPI 101+			
RPI	S	Opponent	Score	RPI	S	Opponent	Score	RPI	S	Opponent	Score	RPI	S	Opponent	Score
18	N	South Carolina	71 57	29	N	Baylor	62 77	79	A	Butler	64 53	177	A	Florida	73 49
				50	A	Miami (FL)	58 45	85	N	Washington St.	78 44	205	H	Mt. St. Mary's	75 52
								100	H	North Florida	72 45	266	H	Jackson St.	91 51
												281	H	Nicholls St.	111 47
LAST 10 Division I															
100	H	North Florida	72 45	79	A	Butler	64 53								
50	A	Miami (FL)	58 45	177	A	Florida	73 49								
85	N	Washington St.	78 44	266	H	Jackson St.	91 51								
29	N	Baylor	62 77	281	H	Nicholls St.	111 47								
18	N	South Carolina	71 57	205	H	Mt. St. Mary's	75 52								

Non-Div I Games:

Indiana

■ Loss,
 ■ Non-Conf,
 ■ S Site,
 ■ H Home
 ■ A Away
 N Neutral

Average RPI Win: 281		WON-LOST	WINNING	LAST 10	STRENGTH OF	OPP. STRENGTH	TEAM	ADJ.	CONF.	ADJ CONF.
Average RPI Loss: 140		RECORD	PCT. RANK	GAMES	SCHEDULE	OF SCHEDULE	RPI	RPI	RPI	RPI
DIV. I ONLY		2- 7	292	2-7	112	307	219	219	4	4
DIV. I NON-CONF.		2- 7	292	2-7	112	308	219	219	4	4
TOTALS	RPI 1-25		RPI 26-50		W-L RECORDS		RPI 51-100		RPI 101-150	RPI 150+
2- 7	0- 0		0- 3		OVERALL		0- 0		0- 1	2- 3
0- 1	0- 0		0- 0		HOME		0- 0		0- 0	0- 1
2- 5	0- 0		0- 3		AWAY		0- 0		0- 1	2- 1
0- 1	0- 0		0- 0		NEUTRAL		0- 0		0- 0	0- 1
2- 7	0- 0		0- 3		NON-CONFERENCE		0- 0		0- 1	2- 3
0- 1	0- 0		0- 0		HOME		0- 0		0- 0	0- 1
2- 5	0- 0		0- 3		AWAY		0- 0		0- 1	2- 1
0- 1	0- 0		0- 0		NEUTRAL		0- 0		0- 0	0- 1
0- 0	0- 0		0- 0		CONFERENCE		0- 0		0- 0	0- 0
0- 0	0- 0		0- 0		HOME		0- 0		0- 0	0- 0
0- 0	0- 0		0- 0		AWAY		0- 0		0- 0	0- 0
0- 0	0- 0		0- 0		NEUTRAL		0- 0		0- 0	0- 0

[illegible]

Non-Div I Games:

Indiana St.

■ Loss, ■ Non-Conf, S Site, H Home A Away N Neutral

Average RPI Win:	333	WON-LOST	WINNING	LAST 10	STRENGTH OF	OPP. STRENGTH	TEAM	ADJ.	CONF.	ADJ CONF.
Average RPI Loss:	131	RECORD	PCT. RANK	GAMES	SCHEDULE	OF SCHEDULE	RPI	RPI	RPI	RPI
DIV. I ONLY	1- 7	316	1-7	66	287	244	244	20	20	
DIV. I NON-CONF.	1- 7	315	1-7	65	287	246	246	20	20	
TOTALS	RPI 1-25	RPI 26-50	W-L RECORDS	RPI 51-100	RPI 101-150	RPI 150+				
1- 7	0- 0	0- 0	OVERALL	0- 2	0- 3	1- 2				
0- 2	0- 0	0- 0	HOME	0- 1	0- 1	0- 0				
1- 3	0- 0	0- 0	AWAY	0- 1	0- 2	1- 0				
0- 2	0- 0	0- 0	NEUTRAL	0- 0	0- 0	0- 2				
1- 7	0- 0	0- 0	NON-CONFERENCE	0- 2	0- 3	1- 2				
0- 2	0- 0	0- 0	HOME	0- 1	0- 1	0- 0				
1- 3	0- 0	0- 0	AWAY	0- 1	0- 2	1- 0				
0- 2	0- 0	0- 0	NEUTRAL	0- 0	0- 0	0- 2				
0- 0	0- 0	0- 0	CONFERENCE	0- 0	0- 0	0- 0				
0- 0	0- 0	0- 0	HOME	0- 0	0- 0	0- 0				
0- 0	0- 0	0- 0	AWAY	0- 0	0- 0	0- 0				
0- 0	0- 0	0- 0	NEUTRAL	0- 0	0- 0	0- 0				

RPI 1-25				RPI 26-50				RPI 51-100				RPI 101+				Team's RPI: 244	
RPI	S	Opponent	Score	RPI	S	Opponent	Score	RPI	S	Opponent	Score	RPI	S	Opponent	Score		
								77	H	Seton Hall	37	89	103	A	Central Mich.	50	70
								92	A	Penn	42	74	112	H	Duquesne	74	76
													123	A	Stony Brook	40	59
													151	N	Washington	34	65
													256	N	Towson	58	75
													333	A	Winthrop	68	61

Non-Div I Games:

Iona

Average RPI Win: 149	WON-LOST	WINNING	LAST 10	STRENGTH OF	OPP. STRENGTH	TEAM	ADJ.	CONF.	ADJ CONF.
Average RPI Loss: 103	RECORD	PCT. RANK	GAMES	SCHEDULE	OF SCHEDULE	RPI	RPI	RPI	RPI
DIV. I ONLY	7- 2	50	7-2	15	195	17	17	2	2
DIV. I NON-CONF.	7- 2	51	7-2	15	194	17	17	2	2
TOTALS	RPI 1-25	RPI 26-50	W-L RECORDS	RPI 51-100	RPI 101-150	RPI 150+			
7- 2	1- 0	0- 0	OVERALL	1- 1	2- 0	3- 1			
4- 0	1- 0	0- 0	HOME	1- 0	0- 0	2- 0			
1- 1	0- 0	0- 0	AWAY	0- 1	1- 0	0- 0			
2- 1	0- 0	0- 0	NEUTRAL	0- 0	1- 0	1- 1			
7- 2	1- 0	0- 0	NON-CONFERENCE	1- 1	2- 0	3- 1			
4- 0	1- 0	0- 0	HOME	1- 0	0- 0	2- 0			
1- 1	0- 0	0- 0	AWAY	0- 1	1- 0	0- 0			
2- 1	0- 0	0- 0	NEUTRAL	0- 0	1- 0	1- 1			
0- 0	0- 0	0- 0	CONFERENCE	0- 0	0- 0	0- 0			
0- 0	0- 0	0- 0	HOME	0- 0	0- 0	0- 0			
0- 0	0- 0	0- 0	AWAY	0- 0	0- 0	0- 0			
0- 0	0- 0	0- 0	NEUTRAL	0- 0	0- 0	0- 0			

RPI	S	Opponent	Score	RPI	S	Opponent	Score	RPI	S	Opponent	Score	RPI	S	Opponent	Score
9	H	Princeton	77 75					54	A	UNI	66 88	127	A	Iowa St.	75 69
								86	H	Fla. Atlantic	85 53	147	N	Cincinnati	69 61
												151	N	Washington	63 70
												187	H	Clemson	74 60
												229	H	North Ala.	86 81
												256	N	Towson	100 72
LAST 10 Division I															
147	N	Cincinnati	69 61	127	A	Iowa St.	75 69								
9	H	Princeton	77 75	187	H	Clemson	74 60								
54	A	UNI	66 88	151	N	Washington	63 70								
229	H	North Ala.	86 81	256	N	Towson	100 72								
86	H	Fla. Atlantic	85 53												

Non-Div I Games:

Iowa

Average RPI Win:	191	WON-LOST	WINNING	LAST 10	STRENGTH OF	OPP. STRENGTH	TEAM	ADJ.	CONF.	ADJ CONF.
Average RPI Loss:	19	RECORD	PCT. RANK	GAMES	SCHEDULE	OF SCHEDULE	RPI	RPI	RPI	RPI
DIV. I ONLY	6- 2	60	6-2	314	2	127	127	5	5	
DIV. I NON-CONF.	6- 2	61	6-2	315	2	126	126	5	5	
TOTALS	RPI 1-25	RPI 26-50	W-L RECORDS	RPI 51-100	RPI 101-150	RPI 150+				
6- 2	0- 2	0- 0	OVERALL	1- 0	2- 0	3- 0				
4- 1	0- 1	0- 0	HOME	1- 0	1- 0	2- 0				
2- 1	0- 1	0- 0	AWAY	0- 0	1- 0	1- 0				
0- 0	0- 0	0- 0	NEUTRAL	0- 0	0- 0	0- 0				
6- 2	0- 2	0- 0	NON-CONFERENCE	1- 0	2- 0	3- 0				
4- 1	0- 1	0- 0	HOME	1- 0	1- 0	2- 0				
2- 1	0- 1	0- 0	AWAY	0- 0	1- 0	1- 0				
0- 0	0- 0	0- 0	NEUTRAL	0- 0	0- 0	0- 0				
0- 0	0- 0	0- 0	CONFERENCE	0- 0	0- 0	0- 0				
0- 0	0- 0	0- 0	HOME	0- 0	0- 0	0- 0				
0- 0	0- 0	0- 0	AWAY	0- 0	0- 0	0- 0				
0- 0	0- 0	0- 0	NEUTRAL	0- 0	0- 0	0- 0				

RPI 1-25				RPI 26-50				RPI 51-100				RPI 101+				Team's RPI: 127	
RPI	S	Opponent	Score	RPI	S	Opponent	Score	RPI	S	Opponent	Score	RPI	S	Opponent	Score		
17	H	Iowa	69 75					78	H	Texas Southern	79 59	118	A	Alabama	75 66		
21	A	Drake	81 86									146	H	New Orleans	71 53		
												215	H	Southern U.	69 36		
												283	A	North Dakota St.	86 58		
												304	H	Ark.-Pine Bluff	90 40		
LAST 10 Division I																	
				78	H	Texas Southern	79 59			17	H	Iowa	69 75				
				21	A	Drake	81 86			118	A	Alabama	75 66				
				215	H	Southern U.	69 36			146	H	New Orleans	71 53				
										304	H	Ark.-Pine Bluff	90 40				
										283	A	North Dakota St.	86 58				

Non-Div I Games:

Iowa St.

Average RPI Win:	347	WON-LOST	WINNING	LAST 10	STRENGTH OF	OPP. STRENGTH	TEAM	ADJ.	CONF.	ADJ CONF.
Average RPI Loss:	122	RECORD	PCT. RANK	GAMES	SCHEDULE	OF SCHEDULE	RPI	RPI	RPI	RPI
DIV. I ONLY	1- 7	316	1-7	175	137	266	266	28	28	
DIV. I NON-CONF.	1- 7	315	1-7	173	137	268	268	28	28	
TOTALS	RPI 1-25	RPI 26-50	W-L RECORDS	RPI 51-100	RPI 101-150	RPI 150+				
1- 7	0- 2	0- 1	OVERALL	0- 1	0- 0	1- 3				
0- 1	0- 1	0- 0	HOME	0- 0	0- 0	0- 0				
1- 6	0- 1	0- 1	AWAY	0- 1	0- 0	1- 3				
0- 0	0- 0	0- 0	NEUTRAL	0- 0	0- 0	0- 0				
1- 7	0- 2	0- 1	NON-CONFERENCE	0- 1	0- 0	1- 3				
0- 1	0- 1	0- 0	HOME	0- 0	0- 0	0- 0				
1- 6	0- 1	0- 1	AWAY	0- 1	0- 0	1- 3				
0- 0	0- 0	0- 0	NEUTRAL	0- 0	0- 0	0- 0				
0- 0	0- 0	0- 0	CONFERENCE	0- 0	0- 0	0- 0				
0- 0	0- 0	0- 0	HOME	0- 0	0- 0	0- 0				
0- 0	0- 0	0- 0	AWAY	0- 0	0- 0	0- 0				
0- 0	0- 0	0- 0	NEUTRAL	0- 0	0- 0	0- 0				

RPI 1-25				RPI 26-50				RPI 51-100				RPI 101+ Team's RPI: 266			
RPI	S	Opponent	Score	RPI	S	Opponent	Score	RPI	S	Opponent	Score	RPI	S	Opponent	Score
11	H	Mississippi St.	53 92	50	A	Miami (FL)	68 83	55	A	Bradley	69 78	181	A	Tulane	46 82
13	A	Indiana	51 91									234	A	Southeastern La.	59 63
												308	A	Central Ark.	54 57
												347	A	Northwestern St.	66 49
LAST 10 Division I															
55	A	Bradley	69 78	308	A	Central Ark.	54 57	11	H	Mississippi St.	53 92				
234	A	Southeastern La.	59 63	13	A	Indiana	51 91	347	A	Northwestern St.	66 49				
181	A	Tulane	46 82	50	A	Miami (FL)	68 83								

Non-Div I Games:

Jackson St.

Jacksonville

Through Games Of Dec. 12, 2019

Average RPI Win:	299	WON-LOST	WINNING	LAST 10	STRENGTH OF	OPP. STRENGTH	TEAM	ADJ.	CONF.	ADJ CONF.
Average RPI Loss:	125	RECORD	PCT. RANK	GAMES	SCHEDULE	OF SCHEDULE	RPI	RPI	RPI	RPI
DIV. I ONLY	2- 5	253	2-5	44	306	217	217	16	16	
DIV. I NON-CONF.	2- 5	253	2-5	43	306	217	217	16	16	
TOTALS	RPI 1-25	RPI 26-50	W-L RECORDS	RPI 51-100	RPI 101-150	RPI 150+				
2- 5	0- 1	0- 1	OVERALL	0- 0	0- 1	2- 2				
2- 2	0- 0	0- 0	HOME	0- 0	0- 0	2- 2				
0- 3	0- 1	0- 1	AWAY	0- 0	0- 1	0- 0				
0- 0	0- 0	0- 0	NEUTRAL	0- 0	0- 0	0- 0				
2- 5	0- 1	0- 1	NON-CONFERENCE	0- 0	0- 1	2- 2				
2- 2	0- 0	0- 0	HOME	0- 0	0- 0	2- 2				
0- 3	0- 1	0- 1	AWAY	0- 0	0- 1	0- 0				
0- 0	0- 0	0- 0	NEUTRAL	0- 0	0- 0	0- 0				
0- 0	0- 0	0- 0	CONFERENCE	0- 0	0- 0	0- 0				
0- 0	0- 0	0- 0	HOME	0- 0	0- 0	0- 0				
0- 0	0- 0	0- 0	AWAY	0- 0	0- 0	0- 0				
0- 0	0- 0	0- 0	NEUTRAL	0- 0	0- 0	0- 0				

RPI 1-25				RPI 26-50				RPI 51-100				RPI 101+ Team's RPI: 217			
RPI	S	Opponent	Score	RPI	S	Opponent	Score	RPI	S	Opponent	Score	RPI	S	Opponent	Score
23	A	Florida St.	41 75	44	A	Colorado	44 66					145	A	South Fla.	39 70
												194	H	Bethune-Cookman	52 53
												220	H	Norfolk St.	64 71
												281	H	Nicholls St.	72 55
												316	H	USC Upstate	87 43
LAST 10 Division I															
194	H	Bethune-Cookman	52 53	316	H	USC Upstate	87 43								
220	H	Norfolk St.	64 71	23	A	Florida St.	41 75								
281	H	Nicholls St.	72 55	145	A	South Fla.	39 70								
44	A	Colorado	44 66												

Non-Div I Games: Thomas (GA) 94 36 Johnson (FL) 114 35

Jacksonville

Loss, Non-Conf, S Site, H Home A Away N Neutral

Average RPI Win:	328	WON-LOST	WINNING	LAST 10	STRENGTH OF	OPP. STRENGTH	TEAM	ADJ.	CONF.	ADJ CONF.
Average RPI Loss:	180	RECORD	PCT. RANK	GAMES	SCHEDULE	OF SCHEDULE	RPI	RPI	RPI	RPI
DIV. I ONLY	2- 5	253	2-5	338	257	340	340	22	22	
DIV. I NON-CONF.	2- 5	253	2-5	338	258	340	340	22	22	
TOTALS	RPI 1-25	RPI 26-50	W-L RECORDS	RPI 51-100	RPI 101-150	RPI 150+				
2- 5	0- 0	0- 1	OVERALL	0- 1	0- 0	2- 3				
2- 0	0- 0	0- 0	HOME	0- 0	0- 0	2- 0				
0- 3	0- 0	0- 1	AWAY	0- 1	0- 0	0- 1				
0- 2	0- 0	0- 0	NEUTRAL	0- 0	0- 0	0- 2				
2- 5	0- 0	0- 1	NON-CONFERENCE	0- 1	0- 0	2- 3				
2- 0	0- 0	0- 0	HOME	0- 0	0- 0	2- 0				
0- 3	0- 0	0- 1	AWAY	0- 1	0- 0	0- 1				
0- 2	0- 0	0- 0	NEUTRAL	0- 0	0- 0	0- 2				
0- 0	0- 0	0- 0	CONFERENCE	0- 0	0- 0	0- 0				
0- 0	0- 0	0- 0	HOME	0- 0	0- 0	0- 0				
0- 0	0- 0	0- 0	AWAY	0- 0	0- 0	0- 0				
0- 0	0- 0	0- 0	NEUTRAL	0- 0	0- 0	0- 0				

RPI 1-25			RPI 26-50			RPI 51-100			RPI 101+			Team's RPI: 340
RPI	S	Opponent	Score	RPI	S	Opponent	Score	RPI	S	Opponent	Score	
46	A	Troy	64 94	98	A	Vanderbilt	66 88	203	N	Oakland	55 61	
								252	N	Northern Ky.	63 66	
								303	A	Alabama St.	63 68	
								305	H	Lipscomb	65 63	
								350	H	Florida A&M	72 67	
LAST 10 Division I												
303	A	Alabama St.	63 68	203	N	Oakland	55 61					
46	A	Troy	64 94	252	N	Northern Ky.	63 66					
305	H	Lipscomb	65 63									
350	H	Florida A&M	72 67									
98	A	Vanderbilt	66 88									

Non-Div I Games: Clark Atlanta 75 46 Fort Valley St. 87 65

Jacksonville St.

■ Loss,
 ■ Non-Conf,
 ■ S Site,
 ■ Home
 ■ A Away
 N Neutral

Average RPI Win:	180	WON-LOST	WINNING	LAST 10	STRENGTH OF	OPP. STRENGTH	TEAM	ADJ.	CONF.	ADJ CONF.
Average RPI Loss:	33	RECORD	PCT. RANK	GAMES	SCHEDULE	OF SCHEDULE	RPI	RPI	RPI	RPI
DIV. I ONLY	6- 2	60	6-2	182	32	75	75	19	19	
DIV. I NON-CONF.	6- 2	61	6-2	180	32	75	75	19	19	
TOTALS	RPI 1-25	RPI 26-50	W-L RECORDS	RPI 51-100	RPI 101-150	RPI 150+				
6- 2	0- 1	0- 1	OVERALL	2- 0	0- 0	4- 0				
3- 1	0- 0	0- 1	HOME	1- 0	0- 0	2- 0				
2- 1	0- 1	0- 0	AWAY	0- 0	0- 0	2- 0				
1- 0	0- 0	0- 0	NEUTRAL	1- 0	0- 0	0- 0				
6- 2	0- 1	0- 1	NON-CONFERENCE	2- 0	0- 0	4- 0				
3- 1	0- 0	0- 1	HOME	1- 0	0- 0	2- 0				
2- 1	0- 1	0- 0	AWAY	0- 0	0- 0	2- 0				
1- 0	0- 0	0- 0	NEUTRAL	1- 0	0- 0	0- 0				
0- 0	0- 0	0- 0	CONFERENCE	0- 0	0- 0	0- 0				
0- 0	0- 0	0- 0	HOME	0- 0	0- 0	0- 0				
0- 0	0- 0	0- 0	AWAY	0- 0	0- 0	0- 0				
0- 0	0- 0	0- 0	NEUTRAL	0- 0	0- 0	0- 0				

RPI 1-25				RPI 26-50				RPI 51-100				RPI 101+			
RPI	S	Opponent	Score	RPI	S	Opponent	Score	RPI	S	Opponent	Score	RPI	S	Opponent	Score
24	A	Virginia	49 55	41	H	Maryland	68 70	84	H	St. John's (NY)	76 73	157	A	Villanova	56 52
								99	N	UCF	46 43	206	H	Liberty	76 53
												228	A	Georgetown	66 59
												307	H	Longwood	93 53
LAST 10 Division I															
41	H	Maryland	68 70	99	N	UCF	46 43	24	A	Virginia	49 55	206	H	Liberty	76 53
157	A	Villanova	56 52					228	A	Georgetown	66 59	84	H	St. John's (NY)	76 73
307	H	Longwood	93 53												

Non-Div I Games:

James Madison

■ Loss,
 ■ Non-Conf,
 S Site,
 ■ Home
 ■ Away
 N Neutral

Average RPI Win:	295	WON-LOST	WINNING	LAST 10	STRENGTH OF	OPP. STRENGTH	TEAM	ADJ.	CONF.	ADJ CONF.
Average RPI Loss:	88	RECORD	PCT. RANK	GAMES	SCHEDULE	OF SCHEDULE	RPI	RPI	RPI	RPI
DIV. I ONLY	4- 4	163	4-4	257	233	263	263	5	5	
DIV. I NON-CONF.	4- 4	162	4-4	256	233	264	264	5	5	
TOTALS	RPI 1-25	RPI 26-50	W-L RECORDS	RPI 51-100	RPI 101-150	RPI 150+				
4- 4	0- 0	0- 1	OVERALL	0- 2	0- 1	4- 0				
4- 1	0- 0	0- 0	HOME	0- 1	0- 0	4- 0				
0- 1	0- 0	0- 1	AWAY	0- 0	0- 0	0- 0				
0- 2	0- 0	0- 0	NEUTRAL	0- 1	0- 1	0- 0				
4- 4	0- 0	0- 1	NON-CONFERENCE	0- 2	0- 1	4- 0				
4- 1	0- 0	0- 0	HOME	0- 1	0- 0	4- 0				
0- 1	0- 0	0- 1	AWAY	0- 0	0- 0	0- 0				
0- 2	0- 0	0- 0	NEUTRAL	0- 1	0- 1	0- 0				
0- 0	0- 0	0- 0	CONFERENCE	0- 0	0- 0	0- 0				
0- 0	0- 0	0- 0	HOME	0- 0	0- 0	0- 0				
0- 0	0- 0	0- 0	AWAY	0- 0	0- 0	0- 0				
0- 0	0- 0	0- 0	NEUTRAL	0- 0	0- 0	0- 0				

RPI 1-25			RPI 26-50			RPI 51-100			RPI 101+			Team's RPI: 263
RPI	S	Opponent	Score	RPI	S	Opponent	Score	RPI	S	Opponent	Score	
				31	A	Arkansas	72 81	82	H	UT Arlington	53 57	144 N Memphis 68 72
								94	N	Michigan St.	60 65	229 H Oral Roberts 109 69
												276 H Omaha 73 48
												327 H UIC 84 40
												349 H Incarnate Word 85 41
LAST 10 Division I												
				31	A	Arkansas	72 81	82	H	UT Arlington	53 57	
				349	H	Incarnate Word	85 41	229	H	Oral Roberts	109 69	
				94	N	Michigan St.	60 65	327	H	UIC	84 40	
				144	N	Memphis	68 72	276	H	Omaha	73 48	

Non-Div I Games:

Kansas St.

Average RPI Win:	276	WON-LOST	WINNING	LAST 10	STRENGTH OF	OPP. STRENGTH	TEAM	ADJ.	CONF.	ADJ CONF.
Average RPI Loss:	103	RECORD	PCT. RANK	GAMES	SCHEDULE	OF SCHEDULE	RPI	RPI	RPI	RPI
DIV. I ONLY	5- 4	146	5-4	283	172	190	190	16	16	
DIV. I NON-CONF.	5- 4	145	5-4	284	169	188	188	16	16	
TOTALS	RPI 1-25	RPI 26-50	W-L RECORDS	RPI 51-100	RPI 101-150	RPI 150+				
5- 4	0- 0	0- 1	OVERALL	0- 1	0- 0	5- 2				
2- 1	0- 0	0- 1	HOME	0- 0	0- 0	2- 0				
2- 3	0- 0	0- 0	AWAY	0- 1	0- 0	2- 2				
1- 0	0- 0	0- 0	NEUTRAL	0- 0	0- 0	1- 0				
5- 4	0- 0	0- 1	NON-CONFERENCE	0- 1	0- 0	5- 2				
2- 1	0- 0	0- 1	HOME	0- 0	0- 0	2- 0				
2- 3	0- 0	0- 0	AWAY	0- 1	0- 0	2- 2				
1- 0	0- 0	0- 0	NEUTRAL	0- 0	0- 0	1- 0				
0- 0	0- 0	0- 0	CONFERENCE	0- 0	0- 0	0- 0				
0- 0	0- 0	0- 0	HOME	0- 0	0- 0	0- 0				
0- 0	0- 0	0- 0	AWAY	0- 0	0- 0	0- 0				
0- 0	0- 0	0- 0	NEUTRAL	0- 0	0- 0	0- 0				

RPI S	Opponent	Score	RPI S	Opponent	Score	RPI S	Opponent	Score	RPI S	Opponent	Score	Team's RPI: 190
27	H Georgia Tech	47 63	52	A Georgia	65 80	152	A Campbell	51 63	180	A Navy	62 82	
						200	H Samford	60 55	275	A UNCW	58 56	
						284	A Ga. Southern	95 69	290	H Mercer	92 64	
						331	N UMBC	59 44				
LAST 10 Division I												
331	N UMBC	59 44	27	H Georgia Tech	47 63	290	H Mercer	92 64	200	H Samford	60 55	
180	A Navy	62 82	52	A Georgia	65 80							
152	A Campbell	51 63										
275	A UNCW	58 56										
284	A Ga. Southern	95 69										

Non-Div I Games:

Kennesaw St.

Average RPI Win:	214	WON-LOST	WINNING	LAST 10	STRENGTH OF	OPP. STRENGTH	TEAM	ADJ.	CONF.	ADJ CONF.
Average RPI Loss:	24	RECORD	PCT. RANK	GAMES	SCHEDULE	OF SCHEDULE	RPI	RPI	RPI	RPI
DIV. I ONLY	5- 3	106	5-3	78	101	69	69	12	12	
DIV. I NON-CONF.	5- 3	105	5-3	76	100	69	69	12	12	
TOTALS	RPI 1-25	RPI 26-50	W-L RECORDS	RPI 51-100	RPI 101-150	RPI 150+				
5- 3	0- 2	0- 1	OVERALL	0- 0	1- 0	4- 0				
2- 1	0- 1	0- 0	HOME	0- 0	0- 0	2- 0				
2- 1	0- 1	0- 0	AWAY	0- 0	1- 0	1- 0				
1- 1	0- 0	0- 1	NEUTRAL	0- 0	0- 0	1- 0				
5- 3	0- 2	0- 1	NON-CONFERENCE	0- 0	1- 0	4- 0				
2- 1	0- 1	0- 0	HOME	0- 0	0- 0	2- 0				
2- 1	0- 1	0- 0	AWAY	0- 0	1- 0	1- 0				
1- 1	0- 0	0- 1	NEUTRAL	0- 0	0- 0	1- 0				
0- 0	0- 0	0- 0	CONFERENCE	0- 0	0- 0	0- 0				
0- 0	0- 0	0- 0	HOME	0- 0	0- 0	0- 0				
0- 0	0- 0	0- 0	AWAY	0- 0	0- 0	0- 0				
0- 0	0- 0	0- 0	NEUTRAL	0- 0	0- 0	0- 0				

RPI 1-25				RPI 26-50				RPI 51-100				Team's RPI: 69				RPI 101+			
RPI	S	Opponent	Score	RPI	S	Opponent	Score	RPI	S	Opponent	Score	RPI	S	Opponent	Score	RPI	S	Opponent	Score
12	H	Ohio St.	65 75	36	N	Michigan	53 88					112	A	Duquesne	77 75				
25	A	Purdue	64 77									162	A	Youngstown St.	82 73				
												168	H	Robert Morris	82 81				
												291	H	St. Bonaventure	81 58				
												337	N	Purdue Fort Wayne	75 67				
LAST 10 Division I																			
168	H	Robert Morris	82 81	25	A	Purdue	64 77												
12	H	Ohio St.	65 75	291	H	St. Bonaventure	81 58												
337	N	Purdue Fort Wayne	75 67	112	A	Duquesne	77 75												
36	N	Michigan	53 88																
162	A	Youngstown St.	82 73																

Non-Div I Games:

Kent St.

Kentucky

Through Games Of Dec. 12, 2019

Average RPI Win:	175	WON-LOST	WINNING	LAST 10	STRENGTH OF	OPP. STRENGTH	TEAM	ADJ.	CONF.	ADJ CONF.
Average RPI Loss:	0	RECORD	PCT. RANK	GAMES	SCHEDULE	OF SCHEDULE	RPI	RPI	RPI	RPI
DIV. I ONLY	10- 0	1	10-0	271	33	40	40	7	7	
DIV. I NON-CONF.	10- 0	1	10-0	270	33	40	40	7	7	
TOTALS	RPI 1-25	RPI 26-50	W-L RECORDS	RPI 51-100	RPI 101-150	RPI 150+				
10- 0	1- 0	1- 0	OVERALL	1- 0	1- 0	6- 0				
8- 0	0- 0	1- 0	HOME	0- 0	1- 0	6- 0				
2- 0	1- 0	0- 0	AWAY	1- 0	0- 0	0- 0				
0- 0	0- 0	0- 0	NEUTRAL	0- 0	0- 0	0- 0				
10- 0	1- 0	1- 0	NON-CONFERENCE	1- 0	1- 0	6- 0				
8- 0	0- 0	1- 0	HOME	0- 0	1- 0	6- 0				
2- 0	1- 0	0- 0	AWAY	1- 0	0- 0	0- 0				
0- 0	0- 0	0- 0	NEUTRAL	0- 0	0- 0	0- 0				
0- 0	0- 0	0- 0	CONFERENCE	0- 0	0- 0	0- 0				
0- 0	0- 0	0- 0	HOME	0- 0	0- 0	0- 0				
0- 0	0- 0	0- 0	AWAY	0- 0	0- 0	0- 0				
0- 0	0- 0	0- 0	NEUTRAL	0- 0	0- 0	0- 0				

RPI 1-25				RPI 26-50				Team's RPI: 40				RPI 51-100				RPI 101+			
RPI	S	Opponent	Score	RPI	S	Opponent	Score	RPI	S	Opponent	Score	RPI	S	Opponent	Score	RPI	S	Opponent	Score
24	A	Virginia	50 47	37	H	Charlotte	86 39	70	A	Middle Tenn.	67 52	136	H	Austin Peay	81 52	189	H	Stetson	67 48
												200	H	Samford	79 49	205	H	Mt. St. Mary's	67 44
												253	H	Grambling	81 35	298	H	Morehead St.	79 54
												333	H	Winthrop	91 36				
LAST 10 Division I																			
253	H	Grambling	81 35	333	H	Winthrop	91 36												
298	H	Morehead St.	79 54	200	H	Samford	79 49												
24	A	Virginia	50 47	37	H	Charlotte	86 39												
189	H	Stetson	67 48	136	H	Austin Peay	81 52												
70	A	Middle Tenn.	67 52	205	H	Mt. St. Mary's	67 44												

Non-Div I Games:

Kentucky

■ Loss,
 Non-Conf, S Site,
 Home
 Away
 N Neutral

LIU Brooklyn

Through Games Of Dec. 12, 2019

Average RPI Win:	335	WON-LOST	WINNING	LAST 10	STRENGTH OF	OPP. STRENGTH	TEAM	ADJ.	CONF.	ADJ CONF.
Average RPI Loss:	208	RECORD	PCT. RANK	GAMES	SCHEDULE	OF SCHEDULE	RPI	RPI	RPI	RPI
DIV. I ONLY	1- 8	323	1-8	216	346	336	336	29	29	
DIV. I NON-CONF.	1- 8	323	1-8	214	346	336	336	29	29	
TOTALS	RPI 1-25	RPI 26-50	W-L RECORDS	RPI 51-100	RPI 101-150	RPI 150+				
1- 8	0- 0	0- 0	OVERALL	0- 0	0- 3	1- 5				
1- 4	0- 0	0- 0	HOME	0- 0	0- 2	1- 2				
0- 4	0- 0	0- 0	AWAY	0- 0	0- 1	0- 3				
0- 0	0- 0	0- 0	NEUTRAL	0- 0	0- 0	0- 0				
1- 8	0- 0	0- 0	NON-CONFERENCE	0- 0	0- 3	1- 5				
1- 4	0- 0	0- 0	HOME	0- 0	0- 2	1- 2				
0- 4	0- 0	0- 0	AWAY	0- 0	0- 1	0- 3				
0- 0	0- 0	0- 0	NEUTRAL	0- 0	0- 0	0- 0				
0- 0	0- 0	0- 0	CONFERENCE	0- 0	0- 0	0- 0				
0- 0	0- 0	0- 0	HOME	0- 0	0- 0	0- 0				
0- 0	0- 0	0- 0	AWAY	0- 0	0- 0	0- 0				
0- 0	0- 0	0- 0	NEUTRAL	0- 0	0- 0	0- 0				

RPI 1-25				RPI 26-50				RPI 51-100				RPI 101+ Team's RPI: 336			
RPI	S	Opponent	Score	RPI	S	Opponent	Score	RPI	S	Opponent	Score	RPI	S	Opponent	Score
												123	H	Stony Brook	49 80
												141	A	Rhode Island	56 79
												150	H	Cleveland St.	49 79
												227	H	Fairfield	51 53
												232	A	Lafayette	60 65
												233	A	UMass Lowell	56 65
												249	A	Army West Point	60 67
												311	H	Saint Peter's	74 89
												335	H	Hofstra	85 46
LAST 10 Division I															
				232	A	Lafayette	60 65					233	A	UMass Lowell	56 65
				150	H	Cleveland St.	49 79					249	A	Army West Point	60 67
				227	H	Fairfield	51 53					335	H	Hofstra	85 46
				141	A	Rhode Island	56 79					123	H	Stony Brook	49 80
				311	H	Saint Peter's	74 89								

Non-Div I Games:

LIU Brooklyn

Loss, Non-Conf, S Site, H Home A Away N Neutral

Average RPI Win:	219	WON-LOST	WINNING	LAST 10	STRENGTH OF	OPP. STRENGTH	TEAM	ADJ.	CONF.	ADJ CONF.
Average RPI Loss:	176	RECORD	PCT. RANK	GAMES	SCHEDULE	OF SCHEDULE	RPI	RPI	RPI	RPI
DIV. I ONLY	2- 7	292	2-7	282	163	310	310	11	11	
DIV. I NON-CONF.	2- 7	292	2-7	283	162	310	310	11	11	
TOTALS	RPI 1-25	RPI 26-50	W-L RECORDS	RPI 51-100	RPI 101-150	RPI 150+				
2- 7	0- 0	0- 1	OVERALL	0- 1	0- 0	2- 5				
1- 4	0- 0	0- 0	HOME	0- 1	0- 0	1- 3				
1- 3	0- 0	0- 1	AWAY	0- 0	0- 0	1- 2				
0- 0	0- 0	0- 0	NEUTRAL	0- 0	0- 0	0- 0				
2- 7	0- 0	0- 1	NON-CONFERENCE	0- 1	0- 0	2- 5				
1- 4	0- 0	0- 0	HOME	0- 1	0- 0	1- 3				
1- 3	0- 0	0- 1	AWAY	0- 0	0- 0	1- 2				
0- 0	0- 0	0- 0	NEUTRAL	0- 0	0- 0	0- 0				
0- 0	0- 0	0- 0	CONFERENCE	0- 0	0- 0	0- 0				
0- 0	0- 0	0- 0	HOME	0- 0	0- 0	0- 0				
0- 0	0- 0	0- 0	AWAY	0- 0	0- 0	0- 0				
0- 0	0- 0	0- 0	NEUTRAL	0- 0	0- 0	0- 0				

RPI S	Opponent	Score	RPI S	Opponent	Score	RPI S	Opponent	Score	RPI S	Opponent	Score	Team's RPI: 310
47	A UCLA	52 74	56	H Yale	65 81	159	H Hawaii	65 51				
						191	A UC Irvine	65 80				
						228	H Georgetown	53 64				
						231	H CSUN	54 56				
						239	H Cal St. Fullerton	74 79				
						241	A Tulsa	56 75				
						278	A Long Beach St.	70 57				
LAST 10 Division I												
191	A UC Irvine	65 80	231	H CSUN	54 56							
239	H Cal St. Fullerton	74 79	56	H Yale	65 81							
159	H Hawaii	65 51	228	H Georgetown	53 64							
47	A UCLA	52 74	241	A Tulsa	56 75							
			278	A Long Beach St.	70 57							

Non-Div I Games: Cal St. San B'dino 94 46

LMU (CA)

■ Loss,
 ■ Non-Conf, S Site,
 ■ Home
 ■ Away
 N Neutral

Average RPI Win:	171	WON-LOST	WINNING	LAST 10	STRENGTH OF	OPP. STRENGTH	TEAM	ADJ.	CONF.	ADJ CONF.
Average RPI Loss:	37	RECORD	PCT. RANK	GAMES	SCHEDULE	OF SCHEDULE	RPI	RPI	RPI	RPI
DIV. I ONLY	8- 2	45	8-2	129	56	45	45	7	7	
DIV. I NON-CONF.	8- 2	46	8-2	128	56	45	45	7	7	
TOTALS	RPI 1-25	RPI 26-50	W-L RECORDS	RPI 51-100	RPI 101-150	RPI 150+				
8- 2	0- 1	1- 0	OVERALL	1- 1	2- 0	4- 0				
4- 1	0- 1	1- 0	HOME	0- 0	1- 0	2- 0				
2- 1	0- 0	0- 0	AWAY	0- 1	0- 0	2- 0				
2- 0	0- 0	0- 0	NEUTRAL	1- 0	1- 0	0- 0				
8- 2	0- 1	1- 0	NON-CONFERENCE	1- 1	2- 0	4- 0				
4- 1	0- 1	1- 0	HOME	0- 0	1- 0	2- 0				
2- 1	0- 0	0- 0	AWAY	0- 1	0- 0	2- 0				
2- 0	0- 0	0- 0	NEUTRAL	1- 0	1- 0	0- 0				
0- 0	0- 0	0- 0	CONFERENCE	0- 0	0- 0	0- 0				
0- 0	0- 0	0- 0	HOME	0- 0	0- 0	0- 0				
0- 0	0- 0	0- 0	AWAY	0- 0	0- 0	0- 0				
0- 0	0- 0	0- 0	NEUTRAL	0- 0	0- 0	0- 0				

RPI 1-25				RPI 26-50				Team's RPI: 45		RPI 51-100				RPI 101+			
RPI	S	Opponent	Score	RPI	S	Opponent	Score			RPI	S	Opponent	Score	RPI	S	Opponent	Score
23	H	Florida St.	62 70	35	H	Rutgers	64 58			51	A	Oklahoma	68 90	144	N	Memphis	89 58
										94	N	Michigan St.	58 56	146	H	New Orleans	83 49
														181	A	Tulane	59 54
														234	H	Southeastern La.	62 52
														251	A	Little Rock	65 50
														281	H	Nicholls St.	63 32
LAST 10 Division I																	
		51	A	Oklahoma	68	90				281	H	Nicholls St.	63	32			
		181	A	Tulane	59	54				144	N	Memphis	89	58			
		251	A	Little Rock	65	50				94	N	Michigan St.	58	56			
		23	H	Florida St.	62	70				35	H	Rutgers	64	58			
		146	H	New Orleans	83	49				234	H	Southeastern La.	62	52			

Non-Div I Games:

LSU

■ Loss,
■ Non-Conf,
■ S Site,
■ H Home
■ A Away
N Neutral

Average RPI Win:	249	WON-LOST	WINNING	LAST 10	STRENGTH OF	OPP. STRENGTH	TEAM	ADJ.	CONF.	ADJ CONF.
Average RPI Loss:	136	RECORD	PCT. RANK	GAMES	SCHEDULE	OF SCHEDULE	RPI	RPI	RPI	RPI
DIV. I ONLY	6- 4	120	6-4	159	304	138	138	10	10	
DIV. I NON-CONF.	6- 4	120	6-4	158	304	137	137	10	10	
TOTALS	RPI 1-25	RPI 26-50	W-L RECORDS	RPI 51-100	RPI 101-150	RPI 150+				
6- 4	0- 0	0- 0	OVERALL	0- 1	1- 1	5- 2				
2- 2	0- 0	0- 0	HOME	0- 1	1- 0	1- 1				
3- 2	0- 0	0- 0	AWAY	0- 0	0- 1	3- 1				
1- 0	0- 0	0- 0	NEUTRAL	0- 0	0- 0	1- 0				
6- 4	0- 0	0- 0	NON-CONFERENCE	0- 1	1- 1	5- 2				
2- 2	0- 0	0- 0	HOME	0- 1	1- 0	1- 1				
3- 2	0- 0	0- 0	AWAY	0- 0	0- 1	3- 1				
1- 0	0- 0	0- 0	NEUTRAL	0- 0	0- 0	1- 0				
0- 0	0- 0	0- 0	CONFERENCE	0- 0	0- 0	0- 0				
0- 0	0- 0	0- 0	HOME	0- 0	0- 0	0- 0				
0- 0	0- 0	0- 0	AWAY	0- 0	0- 0	0- 0				
0- 0	0- 0	0- 0	NEUTRAL	0- 0	0- 0	0- 0				

RPI 1-25			RPI 26-50			RPI 51-100			RPI 101+			Team's RPI: 138
RPI	S	Opponent	Score	RPI	S	Opponent	Score	RPI	S	Opponent	Score	
						92 H Penn	49 65	105 A Rider			43 70	
								125 H Harvard			75 69	
								168 H Robert Morris			68 71	
								180 A Navy			46 61	
								220 A Norfolk St.			55 52	
								243 A Howard			78 62	
								267 A Penn St.			69 67	
								309 H Coppin St.			79 46	
								331 N UMBC			74 58	
LAST 10 Division I												
105 A Rider			43 70	92 H Penn			49 65					
267 A Penn St.			69 67	180 A Navy			46 61					
125 H Harvard			75 69	331 N UMBC			74 58					
168 H Robert Morris			68 71	309 H Coppin St.			79 46					
243 A Howard			78 62	220 A Norfolk St.			55 52					

Non-Div I Games:

La Salle

Average RPI Win: 347		WON-LOST	WINNING	LAST 10	STRENGTH OF	OPP. STRENGTH	TEAM	ADJ.	CONF.	ADJ CONF.
Average RPI Loss: 248		RECORD	PCT. RANK	GAMES	SCHEDULE	OF SCHEDULE	RPI	RPI	RPI	RPI
DIV. I ONLY		1- 6	309	1-6	335	345	348	348	23	23
DIV. I NON-CONF.		1- 6	308	1-6	335	345	348	348	23	23
TOTALS		RPI 1-25	RPI 26-50	W-L RECORDS	RPI 51-100	RPI 101-150	RPI 150+			
1- 6	0- 0		0- 0	OVERALL	0- 0	0- 0	1- 6			
1- 3	0- 0		0- 0	HOME	0- 0	0- 0	1- 3			
0- 3	0- 0		0- 0	AWAY	0- 0	0- 0	0- 3			
0- 0	0- 0		0- 0	NEUTRAL	0- 0	0- 0	0- 0			
1- 6	0- 0		0- 0	NON-CONFERENCE	0- 0	0- 0	1- 6			
1- 3	0- 0		0- 0	HOME	0- 0	0- 0	1- 3			
0- 3	0- 0		0- 0	AWAY	0- 0	0- 0	0- 3			
0- 0	0- 0		0- 0	NEUTRAL	0- 0	0- 0	0- 0			
0- 0	0- 0		0- 0	CONFERENCE	0- 0	0- 0	0- 0			
0- 0	0- 0		0- 0	HOME	0- 0	0- 0	0- 0			
0- 0	0- 0		0- 0	AWAY	0- 0	0- 0	0- 0			
0- 0	0- 0		0- 0	NEUTRAL	0- 0	0- 0	0- 0			

RPI 1-25				RPI 26-50				RPI 51-100				RPI 101+				Team's RPI: 348	
RPI	S	Opponent	Score	RPI	S	Opponent	Score	RPI	S	Opponent	Score	RPI	S	Opponent	Score		
												184	H	Southern Miss.	42	57	
												234	H	Southeastern La.	52	65	
												236	H	Houston Baptist	65	72	
												257	A	Tennessee Tech	68	75	
												260	A	Ole Miss	42	66	
												319	A	McNeese	69	72	
												347	H	Northwestern St.	63	54	
LAST 10 Division I																	
				236	H	Houston Baptist	65	72	319	A	McNeese	69	72				
				260	A	Ole Miss	42	66	234	H	Southeastern La.	52	65				
									347	H	Northwestern St.	63	54				
									184	H	Southern Miss.	42	57				
									257	A	Tennessee Tech	68	75				

Non-Div I Games:

La.-Monroe

■ Loss, ■ Non-Conf, S Site, H Home A Away N Neutral

Average RPI Win:	302	WON-LOST	WINNING	LAST 10	STRENGTH OF	OPP. STRENGTH	TEAM	ADJ.	CONF.	ADJ CONF.
Average RPI Loss:	111	RECORD	PCT. RANK	GAMES	SCHEDULE	OF SCHEDULE	RPI	RPI	RPI	RPI
DIV. I ONLY	4- 4	163	4-4	250	281	232	232	14	14	
DIV. I NON-CONF.	4- 4	162	4-4	248	282	232	232	14	14	
TOTALS	RPI 1-25	RPI 26-50	W-L RECORDS	RPI 51-100	RPI 101-150	RPI 150+				
4- 4	0- 0	0- 0	OVERALL	0- 2	0- 1	4- 1				
3- 1	0- 0	0- 0	HOME	0- 0	0- 1	3- 0				
1- 3	0- 0	0- 0	AWAY	0- 2	0- 0	1- 1				
0- 0	0- 0	0- 0	NEUTRAL	0- 0	0- 0	0- 0				
4- 4	0- 0	0- 0	NON-CONFERENCE	0- 2	0- 1	4- 1				
3- 1	0- 0	0- 0	HOME	0- 0	0- 1	3- 0				
1- 3	0- 0	0- 0	AWAY	0- 2	0- 0	1- 1				
0- 0	0- 0	0- 0	NEUTRAL	0- 0	0- 0	0- 0				
0- 0	0- 0	0- 0	CONFERENCE	0- 0	0- 0	0- 0				
0- 0	0- 0	0- 0	HOME	0- 0	0- 0	0- 0				
0- 0	0- 0	0- 0	AWAY	0- 0	0- 0	0- 0				
0- 0	0- 0	0- 0	NEUTRAL	0- 0	0- 0	0- 0				

RPI 1-25				RPI 26-50				RPI 51-100				RPI 101+ Team's RPI: 232			
RPI	S	Opponent	Score	RPI	S	Opponent	Score	RPI	S	Opponent	Score	RPI	S	Opponent	Score
								84	A	St. John's (NY)	44 76	112	H	Duquesne	65 73
								90	A	Binghamton	64 74	158	A	Monmouth	44 52
												242	H	Manhattan	60 53
												292	A	Albany (NY)	54 47
												336	H	LIU Brooklyn	65 60
												339	H	Fairleigh Dickinson	61 29
LAST 10 Division I															
				158	A	Monmouth	44 52					112	H	Duquesne	65 73
				242	H	Manhattan	60 53					84	A	St. John's (NY)	44 76
				292	A	Albany (NY)	54 47					90	A	Binghamton	64 74
				336	H	LIU Brooklyn	65 60					339	H	Fairleigh Dickinson	61 29

Non-Div I Games:

Lafayette

Lamar University

Through Games Of Dec. 12, 2019

Average RPI Win:	195	WON-LOST	WINNING	LAST 10	STRENGTH OF	OPP. STRENGTH	TEAM	ADJ.	CONF.	ADJ CONF.
Average RPI Loss:	117	RECORD	PCT. RANK	GAMES	SCHEDULE	OF SCHEDULE	RPI	RPI	RPI	RPI
DIV. I ONLY	2- 5	253	2-5	31	218	154	154	25	25	
DIV. I NON-CONF.	2- 5	253	2-5	30	218	153	153	25	25	
TOTALS	RPI 1-25	RPI 26-50	W-L RECORDS	RPI 51-100	RPI 101-150	RPI 150+				
2- 5	0- 1	0- 2	OVERALL	0- 0	1- 0	1- 2				
1- 1	0- 0	0- 0	HOME	0- 0	0- 0	1- 1				
0- 4	0- 1	0- 2	AWAY	0- 0	0- 0	0- 1				
1- 0	0- 0	0- 0	NEUTRAL	0- 0	1- 0	0- 0				
2- 5	0- 1	0- 2	NON-CONFERENCE	0- 0	1- 0	1- 2				
1- 1	0- 0	0- 0	HOME	0- 0	0- 0	1- 1				
0- 4	0- 1	0- 2	AWAY	0- 0	0- 0	0- 1				
1- 0	0- 0	0- 0	NEUTRAL	0- 0	1- 0	0- 0				
0- 0	0- 0	0- 0	CONFERENCE	0- 0	0- 0	0- 0				
0- 0	0- 0	0- 0	HOME	0- 0	0- 0	0- 0				
0- 0	0- 0	0- 0	AWAY	0- 0	0- 0	0- 0				
0- 0	0- 0	0- 0	NEUTRAL	0- 0	0- 0	0- 0				

RPI 1-25				RPI 26-50				RPI 51-100				RPI 101+ Team's RPI: 154			
RPI	S	Opponent	Score	RPI	S	Opponent	Score	RPI	S	Opponent	Score	RPI	S	Opponent	Score
16	A	NC State	40 81	29	A	Baylor	28 90					110	N	Idaho	47 44
				32	A	Oklahoma St.	53 74					208	H	Louisiana	63 74
												279	H	Denver	71 59
												299	A	Cal Poly	56 57
LAST 10 Division I															
				299	A	Cal Poly	56 57	279	H	Denver	71 59				
				110	N	Idaho	47 44	32	A	Oklahoma St.	53 74				
				208	H	Louisiana	63 74								
				29	A	Baylor	28 90								
				16	A	NC State	40 81								

Non-Div I Games: Howard Payne 96 36 LeTourneau 90 38

Lamar University

Loss, Non-Conf, S Site, H Home A Away N Neutral

Average RPI Win:	172	WON-LOST	WINNING	LAST 10	STRENGTH OF	OPP. STRENGTH	TEAM	ADJ.	CONF.	ADJ CONF.
Average RPI Loss:	133	RECORD	PCT. RANK	GAMES	SCHEDULE	OF SCHEDULE	RPI	RPI	RPI	RPI
DIV. I ONLY	6- 2	60	6-2	253	58	101	101	14	14	
DIV. I NON-CONF.	6- 2	61	6-2	251	58	101	101	14	14	
TOTALS	RPI 1-25	RPI 26-50	W-L RECORDS	RPI 51-100	RPI 101-150	RPI 150+				
6- 2	0- 0	0- 0	OVERALL	2- 0	1- 2	3- 0				
3- 0	0- 0	0- 0	HOME	2- 0	0- 0	1- 0				
3- 0	0- 0	0- 0	AWAY	0- 0	1- 0	2- 0				
0- 2	0- 0	0- 0	NEUTRAL	0- 0	0- 2	0- 0				
6- 2	0- 0	0- 0	NON-CONFERENCE	2- 0	1- 2	3- 0				
3- 0	0- 0	0- 0	HOME	2- 0	0- 0	1- 0				
3- 0	0- 0	0- 0	AWAY	0- 0	1- 0	2- 0				
0- 2	0- 0	0- 0	NEUTRAL	0- 0	0- 2	0- 0				
0- 0	0- 0	0- 0	CONFERENCE	0- 0	0- 0	0- 0				
0- 0	0- 0	0- 0	HOME	0- 0	0- 0	0- 0				
0- 0	0- 0	0- 0	AWAY	0- 0	0- 0	0- 0				
0- 0	0- 0	0- 0	NEUTRAL	0- 0	0- 0	0- 0				

RPI 1-25			RPI 26-50			RPI 51-100			RPI 101+			Team's RPI: 101
RPI	S	Opponent	Score	RPI	S	Opponent	Score	RPI	S	Opponent	Score	
						77 H Seton Hall	75 68	131 N Fordham		57 59		
						87 H George Washington	59 53	135 N Ball St.		52 54		
								139 A Merrimack		72 68		
								182 A Delaware St.		68 38		
								205 A Mt. St. Mary's		66 65		
								342 H Central Conn. St.		70 51		
LAST 10 Division I												
342 H		Central Conn. St.	70 51	205 A		Mt. St. Mary's	66 65					
87 H		George Washington	59 53	131 N		Fordham	57 59					
139 A		Merrimack	72 68	135 N		Ball St.	52 54					
182 A		Delaware St.	68 38	77 H		Seton Hall	75 68					

Non-Div I Games: Bloomsburg 91 43

Lehigh

Liberty

Through Games Of Dec. 12, 2019

Average RPI Win:	221	WON-LOST	WINNING	LAST 10	STRENGTH OF	OPP. STRENGTH	TEAM	ADJ.	CONF.	ADJ CONF.
Average RPI Loss:	134	RECORD	PCT. RANK	GAMES	SCHEDULE	OF SCHEDULE	RPI	RPI	RPI	RPI
DIV. I ONLY	3- 6	228	3-6	114	180	206	206	16	16	
DIV. I NON-CONF.	3- 6	229	3-6	114	177	205	205	16	16	
TOTALS	RPI 1-25	RPI 26-50	W-L RECORDS	RPI 51-100	RPI 101-150	RPI 150+				
3- 6	0- 1	0- 1	OVERALL	0- 1	1- 1	2- 2				
1- 3	0- 0	0- 0	HOME	0- 0	0- 1	1- 2				
1- 2	0- 0	0- 1	AWAY	0- 1	0- 0	1- 0				
1- 1	0- 1	0- 0	NEUTRAL	0- 0	1- 0	0- 0				
3- 6	0- 1	0- 1	NON-CONFERENCE	0- 1	1- 1	2- 2				
1- 3	0- 0	0- 0	HOME	0- 0	0- 1	1- 2				
1- 2	0- 0	0- 1	AWAY	0- 1	0- 0	1- 0				
1- 1	0- 1	0- 0	NEUTRAL	0- 0	1- 0	0- 0				
0- 0	0- 0	0- 0	CONFERENCE	0- 0	0- 0	0- 0				
0- 0	0- 0	0- 0	HOME	0- 0	0- 0	0- 0				
0- 0	0- 0	0- 0	AWAY	0- 0	0- 0	0- 0				
0- 0	0- 0	0- 0	NEUTRAL	0- 0	0- 0	0- 0				

RPI 1-25			RPI 26-50			RPI 51-100			RPI 101+			Team's RPI: 206
RPI	S	Opponent	Score	RPI	S	Opponent	Score	RPI	S	Opponent	Score	
1	N	Oregon St.	55 68	43	A	Virginia Tech	69 73	75	A	James Madison	53 76	126 H UNC Greensboro 53 58
												149 N Miami (OH) 65 53
												220 A Norfolk St. 67 48
												264 H ETSU 62 63
												293 H Chattanooga 54 71
												295 H East Carolina 81 66
LAST 10 Division I												
295	H	East Carolina	81 66	1	N	Oregon St.	55 68	149	N	Miami (OH)	65 53	
293	H	Chattanooga	54 71	75	A	James Madison	53 76	126	H	UNC Greensboro	53 58	
264	H	ETSU	62 63	43	A	Virginia Tech	69 73					
220	A	Norfolk St.	67 48									

Non-Div I Games:

Liberty

Average RPI Win:	292	WON-LOST	WINNING	LAST 10	STRENGTH OF	OPP. STRENGTH	TEAM	ADJ.	CONF.	ADJ CONF.
Average RPI Loss:	159	RECORD	PCT. RANK	GAMES	SCHEDULE	OF SCHEDULE	RPI	RPI	RPI	RPI
DIV. I ONLY	2- 8	296	2-8	230	260	305	305	16	16	
DIV. I NON-CONF.	2- 8	296	2-8	229	261	305	305	16	16	
TOTALS	RPI 1-25	RPI 26-50	W-L RECORDS	RPI 51-100	RPI 101-150	RPI 150+				
2- 8	0- 0	0- 0	OVERALL	0- 1	0- 3	2- 4				
1- 3	0- 0	0- 0	HOME	0- 0	0- 1	1- 2				
1- 3	0- 0	0- 0	AWAY	0- 1	0- 0	1- 2				
0- 2	0- 0	0- 0	NEUTRAL	0- 0	0- 2	0- 0				
2- 8	0- 0	0- 0	NON-CONFERENCE	0- 1	0- 3	2- 4				
1- 3	0- 0	0- 0	HOME	0- 0	0- 1	1- 2				
1- 3	0- 0	0- 0	AWAY	0- 1	0- 0	1- 2				
0- 2	0- 0	0- 0	NEUTRAL	0- 0	0- 2	0- 0				
0- 0	0- 0	0- 0	CONFERENCE	0- 0	0- 0	0- 0				
0- 0	0- 0	0- 0	HOME	0- 0	0- 0	0- 0				
0- 0	0- 0	0- 0	AWAY	0- 0	0- 0	0- 0				
0- 0	0- 0	0- 0	NEUTRAL	0- 0	0- 0	0- 0				

RPI 1-25			RPI 26-50			RPI 51-100			RPI 101+			Team's RPI: 305
RPI	S	Opponent	Score	RPI	S	Opponent	Score	RPI	S	Opponent	Score	
						70 A Middle Tenn.	49 70			104 N Marist	63 74	
										105 N Rider	76 81	
										108 H Murray St.	57 67	
										155 A Dayton	60 82	
										156 H Belmont	68 69	
										235 H Eastern Ill.	56 66	
										252 H Northern Ky.	71 69	
										332 A Tennessee St.	74 64	
										340 A Jacksonville St.	63 65	
LAST 10 Division I												
156	H	Belmont	68 69	70	A	Middle Tenn.	49 70					
332	A	Tennessee St.	74 64	235	H	Eastern Ill.	56 66					
252	H	Northern Ky.	71 69	104	N	Marist	63 74					
340	A	Jacksonville St.	63 65	105	N	Rider	76 81					
155	A	Dayton	60 82	108	H	Murray St.	57 67					

Non-Div I Games:

Lipscomb

■ Loss,
 ■ Non-Conf,
 ■ S Site,
 ■ H Home
 ■ A Away
 N Neutral

Little Rock

Through Games Of Dec. 12, 2019

Average RPI Win:	275	WON-LOST	WINNING	LAST 10	STRENGTH OF	OPP. STRENGTH	TEAM	ADJ.	CONF.	ADJ CONF.
Average RPI Loss:	108	RECORD	PCT. RANK	GAMES	SCHEDULE	OF SCHEDULE	RPI	RPI	RPI	RPI
DIV. I ONLY	2- 6	277	2-6	115	190	251	251	23	23	
DIV. I NON-CONF.	2- 6	277	2-6	115	188	252	252	23	23	
TOTALS	RPI 1-25	RPI 26-50	W-L RECORDS	RPI 51-100	RPI 101-150	RPI 150+				
2- 6	0- 1	0- 2	OVERALL	0- 1	0- 0	2- 2				
2- 2	0- 0	0- 1	HOME	0- 0	0- 0	2- 1				
0- 4	0- 1	0- 1	AWAY	0- 1	0- 0	0- 1				
0- 0	0- 0	0- 0	NEUTRAL	0- 0	0- 0	0- 0				
2- 6	0- 1	0- 2	NON-CONFERENCE	0- 1	0- 0	2- 2				
2- 2	0- 0	0- 1	HOME	0- 0	0- 0	2- 1				
0- 4	0- 1	0- 1	AWAY	0- 1	0- 0	0- 1				
0- 0	0- 0	0- 0	NEUTRAL	0- 0	0- 0	0- 0				
0- 0	0- 0	0- 0	CONFERENCE	0- 0	0- 0	0- 0				
0- 0	0- 0	0- 0	HOME	0- 0	0- 0	0- 0				
0- 0	0- 0	0- 0	AWAY	0- 0	0- 0	0- 0				
0- 0	0- 0	0- 0	NEUTRAL	0- 0	0- 0	0- 0				

RPI 1-25			RPI 26-50			RPI 51-100			RPI 101+			Team's RPI: 251
RPI	S	Opponent	Score	RPI	S	Opponent	Score	RPI	S	Opponent	Score	
20	A	Texas A&M	35 78	38	A	Western Ky.	58 77	86	A	Fla. Atlantic	72 79	221 H Louisiana Tech 38 43
				45	H	LSU	50 65					238 A Rice 40 66
												241 H Tulsa 63 51
												308 H Central Ark. 63 48
LAST 10 Division I												
241	H	Tulsa	63 51	38	A	Western Ky.	58 77					
221	H	Louisiana Tech	38 43	86	A	Fla. Atlantic	72 79					
20	A	Texas A&M	35 78	308	H	Central Ark.	63 48					
				45	H	LSU	50 65					
				238	A	Rice	40 66					

Non-Div I Games:

Little Rock

Loss, Non-Conf, S Site, H Home A Away N Neutral

Average RPI Win:	194	WON-LOST	WINNING	LAST 10	STRENGTH OF	OPP. STRENGTH	TEAM	ADJ.	CONF.	ADJ CONF.
Average RPI Loss:	207	RECORD	PCT. RANK	GAMES	SCHEDULE	OF SCHEDULE	RPI	RPI	RPI	RPI
DIV. I ONLY	2- 6	277	2-6	207	295	278	278	24	24	
DIV. I NON-CONF.	2- 6	277	2-6	207	295	279	279	24	24	
TOTALS	RPI 1-25	RPI 26-50	W-L RECORDS	RPI 51-100	RPI 101-150	RPI 150+				
2- 6	0- 0	0- 1	OVERALL	0- 1	1- 0	1- 4				
0- 2	0- 0	0- 0	HOME	0- 0	0- 0	0- 2				
1- 4	0- 0	0- 1	AWAY	0- 1	1- 0	0- 2				
1- 0	0- 0	0- 0	NEUTRAL	0- 0	0- 0	1- 0				
2- 6	0- 0	0- 1	NON-CONFERENCE	0- 1	1- 0	1- 4				
0- 2	0- 0	0- 0	HOME	0- 0	0- 0	0- 2				
1- 4	0- 0	0- 1	AWAY	0- 1	1- 0	0- 2				
1- 0	0- 0	0- 0	NEUTRAL	0- 0	0- 0	1- 0				
0- 0	0- 0	0- 0	CONFERENCE	0- 0	0- 0	0- 0				
0- 0	0- 0	0- 0	HOME	0- 0	0- 0	0- 0				
0- 0	0- 0	0- 0	AWAY	0- 0	0- 0	0- 0				
0- 0	0- 0	0- 0	NEUTRAL	0- 0	0- 0	0- 0				

RPI 1-25				RPI 26-50				RPI 51-100				RPI 101+				Team's RPI: 278	
RPI	S	Opponent	Score	RPI	S	Opponent	Score	RPI	S	Opponent	Score	RPI	S	Opponent	Score		
				47	A	UCLA	51 86	61	A	California	45 68	121	A	Santa Clara	54 46		
												211	A	California Baptist	70 79		
												267	N	Penn St.	64 56		
												271	H	Utah St.	48 56		
												310	H	LMU (CA)	57 70		
												343	A	Seattle U	54 66		
LAST 10 Division I																	
				343	A	Seattle U	54 66	310	H	LMU (CA)	57 70						
				121	A	Santa Clara	54 46	271	H	Utah St.	48 56						
				61	A	California	45 68	47	A	UCLA	51 86						
				267	N	Penn St.	64 56	211	A	California Baptist	70 79						

Non-Div I Games: Westcliff 94 47

Long Beach St.

■ Loss,
 ■ Non-Conf, S Site,
 ■ Home
 ■ Away
 N Neutral

Average RPI Win:	302	WON-LOST	WINNING	LAST 10	STRENGTH OF	OPP. STRENGTH	TEAM	ADJ.	CONF.	ADJ CONF.
Average RPI Loss:	217	RECORD	PCT. RANK	GAMES	SCHEDULE	OF SCHEDULE	RPI	RPI	RPI	RPI
DIV. I ONLY	2- 5	253	2-5	229	336	307	307	30	30	
DIV. I NON-CONF.	2- 5	253	2-5	228	336	307	307	30	30	
TOTALS	RPI 1-25	RPI 26-50	W-L RECORDS	RPI 51-100	RPI 101-150	RPI 150+				
2- 5	0- 0	0- 0	OVERALL	0- 1	0- 0	2- 4				
2- 1	0- 0	0- 0	HOME	0- 0	0- 0	2- 1				
0- 4	0- 0	0- 0	AWAY	0- 1	0- 0	0- 3				
0- 0	0- 0	0- 0	NEUTRAL	0- 0	0- 0	0- 0				
2- 5	0- 0	0- 0	NON-CONFERENCE	0- 1	0- 0	2- 4				
2- 1	0- 0	0- 0	HOME	0- 0	0- 0	2- 1				
0- 4	0- 0	0- 0	AWAY	0- 1	0- 0	0- 3				
0- 0	0- 0	0- 0	NEUTRAL	0- 0	0- 0	0- 0				
0- 0	0- 0	0- 0	CONFERENCE	0- 0	0- 0	0- 0				
0- 0	0- 0	0- 0	HOME	0- 0	0- 0	0- 0				
0- 0	0- 0	0- 0	AWAY	0- 0	0- 0	0- 0				
0- 0	0- 0	0- 0	NEUTRAL	0- 0	0- 0	0- 0				

RPI 1-25				RPI 26-50				RPI 51-100				RPI 101+				Team's RPI: 307	
RPI	S	Opponent	Score	RPI	S	Opponent	Score	RPI	S	Opponent	Score	RPI	S	Opponent	Score		
								75	A	James Madison	53	93	177	A	Florida	54	71
												220	A	Norfolk St.	46	49	
												275	H	UNCW	59	58	
												295	H	East Carolina	61	64	
												320	A	Wofford	76	79	
												328	H	Brown	86	76	
LAST 10 Division I																	
				295	H	East Carolina	61	64	220	A	Norfolk St.	46	49				
				320	A	Wofford	76	79	75	A	James Madison	53	93				
				328	H	Brown	86	76									
				275	H	UNCW	59	58									
				177	A	Florida	54	71									

Non-Div I Games:

Longwood

Average RPI Win: 213		WON-LOST	WINNING	LAST 10	STRENGTH OF	OPP. STRENGTH	TEAM	ADJ.	CONF.	ADJ CONF.
Average RPI Loss: 152		RECORD	PCT. RANK	GAMES	SCHEDULE	OF SCHEDULE	RPI	RPI	RPI	RPI
DIV. I ONLY		4- 2	85	4-2	344	22	208	208	23	23
DIV. I NON-CONF.		4- 2	83	4-2	344	22	207	207	23	23
TOTALS	RPI 1-25		RPI 26-50		W-L RECORDS		RPI 51-100		RPI 101-150	RPI 150+
4- 2	0- 0		0- 0		OVERALL		0- 0		1- 1	3- 1
2- 0	0- 0		0- 0		HOME		0- 0		0- 0	2- 0
2- 2	0- 0		0- 0		AWAY		0- 0		1- 1	1- 1
0- 0	0- 0		0- 0		NEUTRAL		0- 0		0- 0	0- 0
4- 2	0- 0		0- 0		NON-CONFERENCE		0- 0		1- 1	3- 1
2- 0	0- 0		0- 0		HOME		0- 0		0- 0	2- 0
2- 2	0- 0		0- 0		AWAY		0- 0		1- 1	1- 1
0- 0	0- 0		0- 0		NEUTRAL		0- 0		0- 0	0- 0
0- 0	0- 0		0- 0		CONFERENCE		0- 0		0- 0	0- 0
0- 0	0- 0		0- 0		HOME		0- 0		0- 0	0- 0
0- 0	0- 0		0- 0		AWAY		0- 0		0- 0	0- 0
0- 0	0- 0		0- 0		NEUTRAL		0- 0		0- 0	0- 0

RPI 1-25				RPI 26-50				RPI 51-100				RPI 101+				Team's RPI: 208	
RPI	S	Opponent	Score	RPI	S	Opponent	Score	RPI	S	Opponent	Score	RPI	S	Opponent	Score		
												134	A	North Texas	66	69	
												146	A	New Orleans	65	60	
												154	A	Lamar University	74	63	
												170	A	Sam Houston St.	73	77	
												234	H	Southeastern La.	60	50	
												319	H	McNeese	75	55	
LAST 10 Division I																	
				319	H	McNeese	75 55	134	A	North Texas	66	69					
				170	A	Sam Houston St.	73 77	154	A	Lamar University	74	63					
								146	A	New Orleans	65	60					
								234	H	Southeastern La.	60	50					

Non-Div I Games:	Loyola (LA)	67	51	Xavier (LA)	62	49
------------------	-------------	----	----	-------------	----	----

Louisiana

■ Loss, ■ Non-Conf, S Site, H Home A Away N Neutral

2019-2020				Through Games Of Dec. 11, 2019						
Average RPI Win:	238	WON-LOST	WINNING	LAST 10	STRENGTH OF	OPP. STRENGTH	TEAM	ADJ.	CONF.	ADJ CONF.
Average RPI Loss:	169	RECORD	PCT. RANK	GAMES	SCHEDULE	OF SCHEDULE	RPI	RPI	RPI	RPI
DIV. I ONLY	3- 3	163	3-3	266	167	221	221	13	13	
DIV. I NON-CONF.	3- 3	162	3-3	265	165	221	221	13	13	

TOTALS	RPI 1-25		RPI 26-50	W-L RECORDS		RPI 51-100	RPI 101-150		RPI 150+	
3- 3	0- 0		0- 0	OVERALL		0- 0	1- 2		2- 1	
2- 1	0- 0		0- 0	HOME		0- 0	1- 1		1- 0	
1- 2	0- 0		0- 0	AWAY		0- 0	0- 1		1- 1	
0- 0	0- 0		0- 0	NEUTRAL		0- 0	0- 0		0- 0	
3- 3	0- 0		0- 0	NON-CONFERENCE		0- 0	1- 2		2- 1	
2- 1	0- 0		0- 0	HOME		0- 0	1- 1		1- 0	
1- 2	0- 0		0- 0	AWAY		0- 0	0- 1		1- 1	
0- 0	0- 0		0- 0	NEUTRAL		0- 0	0- 0		0- 0	
0- 0	0- 0		0- 0	CONFERENCE		0- 0	0- 0		0- 0	
0- 0	0- 0		0- 0	HOME		0- 0	0- 0		0- 0	
0- 0	0- 0		0- 0	AWAY		0- 0	0- 0		0- 0	
0- 0	0- 0		0- 0	NEUTRAL		0- 0	0- 0		0- 0	

RPI 1-25				RPI 26-50				RPI 51-100				RPI 101+ Team's RPI: 221			
RPI	S	Opponent	Score	RPI	S	Opponent	Score	RPI	S	Opponent	Score	RPI	S	Opponent	Score
												114	A	Houston	53 67
												132	H	Wichita St.	80 88
												144	H	Memphis	83 74
												251	A	Little Rock	43 38
												260	A	Ole Miss	53 76
												319	H	McNeese	79 54
LAST 10 Division I															
				114	A	Houston	53 67	260	A	Ole Miss	53 76				
				319	H	McNeese	79 54	132	H	Wichita St.	80 88				
				251	A	Little Rock	43 38	144	H	Memphis	83 74				

Non-Div I Games:	Loyola (LA)	71	52	LSU-Alexandria	93	61
------------------	-------------	----	----	----------------	----	----

Louisiana Tech

■ Loss, ■ Non-Conf, S Site, H Home A Away N Neutral

Louisville

Through Games Of Dec. 12, 2019

Average RPI Win: 110		WON-LOST	WINNING	LAST 10	STRENGTH OF	OPP. STRENGTH	TEAM	ADJ.	CONF.	ADJ CONF.
Average RPI Loss: 12		RECORD	PCT. RANK	GAMES	SCHEDULE	OF SCHEDULE	RPI	RPI	RPI	RPI
DIV. I ONLY		9- 1	15	9-1	12	54	5	5	3	3
DIV. I NON-CONF.		9- 1	15	9-1	12	54	5	5	3	3
TOTALS		RPI 1-25	RPI 26-50		W-L RECORDS		RPI 51-100	RPI 101-150	RPI 150+	
9- 1	1- 1	2- 0		OVERALL		2- 0	2- 0	2- 0		
5- 0	0- 0	1- 0		HOME		1- 0	2- 0	1- 0		
1- 1	0- 1	0- 0		AWAY		0- 0	0- 0	1- 0		
3- 0	1- 0	1- 0		NEUTRAL		1- 0	0- 0	0- 0		
9- 1	1- 1	2- 0		NON-CONFERENCE		2- 0	2- 0	2- 0		
5- 0	0- 0	1- 0		HOME		1- 0	2- 0	1- 0		
1- 1	0- 1	0- 0		AWAY		0- 0	0- 0	1- 0		
3- 0	1- 0	1- 0		NEUTRAL		1- 0	0- 0	0- 0		
0- 0	0- 0	0- 0		CONFERENCE		0- 0	0- 0	0- 0		
0- 0	0- 0	0- 0		HOME		0- 0	0- 0	0- 0		
0- 0	0- 0	0- 0		AWAY		0- 0	0- 0	0- 0		
0- 0	0- 0	0- 0		NEUTRAL		0- 0	0- 0	0- 0		

RPI 1-25				RPI 26-50				RPI 51-100				RPI 101+			
RPI	S	Opponent	Score	RPI	S	Opponent	Score	RPI	S	Opponent	Score	RPI	S	Opponent	Score
12	A	Ohio St.	60 67	32	N	Oklahoma St.	69 48	72	H	Boise St.	98 82	103	H	Central Mich.	76 63
14	N	Oregon	72 62	38	H	Western Ky.	75 56	82	N	UT Arlington	76 67	108	H	Murray St.	76 40
												252	A	Northern Ky.	85 57
												293	H	Chattanooga	86 37
LAST 10 Division I															
14	N	Oregon	72 62	252	A	Northern Ky.	85 57	12	A	Ohio St.	60 67	103	H	Central Mich.	76 63
32	N	Oklahoma St.	69 48	72	H	Boise St.	98 82	108	H	Murray St.	76 40	38	H	Western Ky.	75 56
82	N	UT Arlington	76 67	82	N	UT Arlington	76 67								
72	H	Boise St.	98 82												
293	H	Chattanooga	86 37												

Non-Div I Games:

Louisville

■ Loss,
 ■ Non-Conf,
 S Site,
 ■ Home
 ■ Away
 N Neutral

2019-2020				Through Games of Dec. 11, 2019						
Average RPI Win:	223	WON-LOST	WINNING	LAST 10	STRENGTH OF	OPP. STRENGTH	TEAM	ADJ.	CONF.	ADJ CONF.
Average RPI Loss:	0	RECORD	PCT. RANK	GAMES	SCHEDULE	OF SCHEDULE	RPI	RPI	RPI	RPI
DIV. I ONLY	8- 0	1	8-0	292	171	63	63	4	4	
DIV. I NON-CONF.	8- 0	1	8-0	292	168	64	64	4	4	
TOTALS	RPI 1-25	RPI 26-50	W-L RECORDS	RPI 51-100	RPI 101-150	RPI 150+				
8- 0	0- 0	0- 0	OVERALL	1- 0	1- 0	6- 0				
2- 0	0- 0	0- 0	HOME	1- 0	0- 0	1- 0				
6- 0	0- 0	0- 0	AWAY	0- 0	1- 0	5- 0				
0- 0	0- 0	0- 0	NEUTRAL	0- 0	0- 0	0- 0				
8- 0	0- 0	0- 0	NON-CONFERENCE	1- 0	1- 0	6- 0				
2- 0	0- 0	0- 0	HOME	1- 0	0- 0	1- 0				
6- 0	0- 0	0- 0	AWAY	0- 0	1- 0	5- 0				
0- 0	0- 0	0- 0	NEUTRAL	0- 0	0- 0	0- 0				
0- 0	0- 0	0- 0	CONFERENCE	0- 0	0- 0	0- 0				
0- 0	0- 0	0- 0	HOME	0- 0	0- 0	0- 0				
0- 0	0- 0	0- 0	AWAY	0- 0	0- 0	0- 0				
0- 0	0- 0	0- 0	NEUTRAL	0- 0	0- 0	0- 0				

[illegible]

Non-Div I Games:

Loyola Chicago

■ Loss, ■ Non-Conf, S Site, H Home A Away N Neutral

Loyola Maryland

Through Games Of Dec. 12, 2019

Average RPI Win:	339	WON-LOST	WINNING	LAST 10	STRENGTH OF	OPP. STRENGTH	TEAM	ADJ.	CONF.	ADJ CONF.
Average RPI Loss:	125	RECORD	PCT. RANK	GAMES	SCHEDULE	OF SCHEDULE	RPI	RPI	RPI	RPI
DIV. I ONLY	1- 8	323	1-8	211	95	289	289	14	14	
DIV. I NON-CONF.	1- 8	323	1-8	211	93	288	288	14	14	
TOTALS	RPI 1-25	RPI 26-50	W-L RECORDS	RPI 51-100	RPI 101-150	RPI 150+				
1- 8	0- 1	0- 1	OVERALL	0- 3	0- 0	1- 3				
0- 1	0- 0	0- 0	HOME	0- 0	0- 0	0- 1				
1- 6	0- 1	0- 1	AWAY	0- 2	0- 0	1- 2				
0- 1	0- 0	0- 0	NEUTRAL	0- 1	0- 0	0- 0				
1- 8	0- 1	0- 1	NON-CONFERENCE	0- 3	0- 0	1- 3				
0- 1	0- 0	0- 0	HOME	0- 0	0- 0	0- 1				
1- 6	0- 1	0- 1	AWAY	0- 2	0- 0	1- 2				
0- 1	0- 0	0- 0	NEUTRAL	0- 1	0- 0	0- 0				
0- 0	0- 0	0- 0	CONFERENCE	0- 0	0- 0	0- 0				
0- 0	0- 0	0- 0	HOME	0- 0	0- 0	0- 0				
0- 0	0- 0	0- 0	AWAY	0- 0	0- 0	0- 0				
0- 0	0- 0	0- 0	NEUTRAL	0- 0	0- 0	0- 0				

RPI 1-25				RPI 26-50				RPI 51-100				RPI 101+ Team's RPI: 289			
RPI	S	Opponent	Score	RPI	S	Opponent	Score	RPI	S	Opponent	Score	RPI	S	Opponent	Score
10	A	Northwestern	46 67	41	A	Maryland	45 105	73	A	Notre Dame	60 84	205	A	Mt. St. Mary's	75 81
								86	A	Fla. Atlantic	61 72	243	H	Howard	69 75
								93	N	Wright St.	51 66	247	A	St. Francis Brooklyn	78 89
												339	A	Fairleigh Dickinson	75 46
LAST 10 Division I															
247	A	St. Francis Brooklyn	78 89	41	A	Maryland	45 105	205	A	Mt. St. Mary's	75 81				
243	H	Howard	69 75					86	A	Fla. Atlantic	61 72				
339	A	Fairleigh Dickinson	75 46												
10	A	Northwestern	46 67												
73	A	Notre Dame	60 84												

Non-Div I Games:

Loyola Maryland

Loss, Non-Conf, S Site, H Home A Away N Neutral

Maine

Through Games Of Dec. 12, 2019

Average RPI Win:	199	WON-LOST	WINNING	LAST 10	STRENGTH OF	OPP. STRENGTH	TEAM	ADJ.	CONF.	ADJ CONF.
Average RPI Loss:	129	RECORD	PCT. RANK	GAMES	SCHEDULE	OF SCHEDULE	RPI	RPI	RPI	RPI
DIV. I ONLY	2- 8	296	2-8	85	239	237	237	27	27	
DIV. I NON-CONF.	2- 8	296	2-8	85	239	237	237	27	27	
TOTALS	RPI 1-25	RPI 26-50	W-L RECORDS	RPI 51-100	RPI 101-150	RPI 150+				
2- 8	0- 2	0- 0	OVERALL	0- 2	0- 1	2- 3				
1- 2	0- 0	0- 0	HOME	0- 0	0- 1	1- 1				
1- 3	0- 1	0- 0	AWAY	0- 1	0- 0	1- 1				
0- 3	0- 1	0- 0	NEUTRAL	0- 1	0- 0	0- 1				
2- 8	0- 2	0- 0	NON-CONFERENCE	0- 2	0- 1	2- 3				
1- 2	0- 0	0- 0	HOME	0- 0	0- 1	1- 1				
1- 3	0- 1	0- 0	AWAY	0- 1	0- 0	1- 1				
0- 3	0- 1	0- 0	NEUTRAL	0- 1	0- 0	0- 1				
0- 0	0- 0	0- 0	CONFERENCE	0- 0	0- 0	0- 0				
0- 0	0- 0	0- 0	HOME	0- 0	0- 0	0- 0				
0- 0	0- 0	0- 0	AWAY	0- 0	0- 0	0- 0				
0- 0	0- 0	0- 0	NEUTRAL	0- 0	0- 0	0- 0				

RPI 1-25				RPI 26-50				RPI 51-100				RPI 101+				Team's RPI: 237
RPI	S	Opponent	Score	RPI	S	Opponent	Score	RPI	S	Opponent	Score	RPI	S	Opponent	Score	
16	A	NC State	34 62					81	N	Arizona St.	31 57	125	H	Harvard	40 69	
21	N	Drake	62 94					91	A	Dartmouth	41 57	155	N	Dayton	49 78	
												180	H	Navy	46 41	
												216	H	Boston U.	49 62	
												218	A	Delaware	69 56	
												328	A	Brown	70 76	
LAST 10 Division I																
180	H	Navy	46 41	91	A	Dartmouth	41 57									
16	A	NC State	34 62	125	H	Harvard	40 69									
216	H	Boston U.	49 62	155	N	Dayton	49 78									
328	A	Brown	70 76	21	N	Drake	62 94									
218	A	Delaware	69 56	81	N	Arizona St.	31 57									

Non-Div I Games: Husson 104 43

Maine

 Loss,
 Non-Conf,
 S Site,
 H Home
 A Away
N Neutral

Average RPI Win:	215	WON-LOST	WINNING	LAST 10	STRENGTH OF	OPP. STRENGTH	TEAM	ADJ.	CONF.	ADJ CONF.
Average RPI Loss:	151	RECORD	PCT. RANK	GAMES	SCHEDULE	OF SCHEDULE	RPI	RPI	RPI	RPI
DIV. I ONLY	2- 5	253	2-5	132	297	242	242	20	20	
DIV. I NON-CONF.	2- 5	253	2-5	131	297	243	243	20	20	
TOTALS	RPI 1-25	RPI 26-50	W-L RECORDS	RPI 51-100	RPI 101-150	RPI 150+				
2- 5	0- 0	0- 0	OVERALL	1- 0	0- 3	1- 2				
1- 2	0- 0	0- 0	HOME	1- 0	0- 2	0- 0				
1- 3	0- 0	0- 0	AWAY	0- 0	0- 1	1- 2				
0- 0	0- 0	0- 0	NEUTRAL	0- 0	0- 0	0- 0				
2- 5	0- 0	0- 0	NON-CONFERENCE	1- 0	0- 3	1- 2				
1- 2	0- 0	0- 0	HOME	1- 0	0- 2	0- 0				
1- 3	0- 0	0- 0	AWAY	0- 0	0- 1	1- 2				
0- 0	0- 0	0- 0	NEUTRAL	0- 0	0- 0	0- 0				
0- 0	0- 0	0- 0	CONFERENCE	0- 0	0- 0	0- 0				
0- 0	0- 0	0- 0	HOME	0- 0	0- 0	0- 0				
0- 0	0- 0	0- 0	AWAY	0- 0	0- 0	0- 0				
0- 0	0- 0	0- 0	NEUTRAL	0- 0	0- 0	0- 0				

RPI 1-25			RPI 26-50			RPI 51-100			RPI 101+			Team's RPI: 242
RPI	S	Opponent	Score	RPI	S	Opponent	Score	RPI	S	Opponent	Score	
						91	H Dartmouth	70 58	112	H Duquesne	65	76
									123	A Stony Brook	54	59
									131	H Fordham	45	51
									157	A Villanova	51	63
									232	A Lafayette	53	60
									339	A Fairleigh Dickinson	62	61
LAST 10 Division I												
				112	H Duquesne	65	76	131	H Fordham	45	51	
				123	A Stony Brook	54	59	91	H Dartmouth	70	58	
								232	A Lafayette	53	60	
								157	A Villanova	51	63	
								339	A Fairleigh Dickinson	62	61	

Non-Div I Games:

Manhattan

Average RPI Win:	225	WON-LOST	WINNING	LAST 10	STRENGTH OF	OPP. STRENGTH	TEAM	ADJ.	CONF.	ADJ CONF.
Average RPI Loss:	56	RECORD	PCT. RANK	GAMES	SCHEDULE	OF SCHEDULE	RPI	RPI	RPI	RPI
DIV. I ONLY	5- 2	72	5-2	190	156	104	104	20	20	
DIV. I NON-CONF.	5- 2	73	5-2	190	155	104	104	20	20	
TOTALS	RPI 1-25	RPI 26-50	W-L RECORDS	RPI 51-100	RPI 101-150	RPI 150+				
5- 2	0- 1	0- 0	OVERALL	1- 0	0- 1	4- 0				
2- 1	0- 1	0- 0	HOME	0- 0	0- 0	2- 0				
1- 1	0- 0	0- 0	AWAY	0- 0	0- 1	1- 0				
2- 0	0- 0	0- 0	NEUTRAL	1- 0	0- 0	1- 0				
5- 2	0- 1	0- 0	NON-CONFERENCE	1- 0	0- 1	4- 0				
2- 1	0- 1	0- 0	HOME	0- 0	0- 0	2- 0				
1- 1	0- 0	0- 0	AWAY	0- 0	0- 1	1- 0				
2- 0	0- 0	0- 0	NEUTRAL	1- 0	0- 0	1- 0				
0- 0	0- 0	0- 0	CONFERENCE	0- 0	0- 0	0- 0				
0- 0	0- 0	0- 0	HOME	0- 0	0- 0	0- 0				
0- 0	0- 0	0- 0	AWAY	0- 0	0- 0	0- 0				
0- 0	0- 0	0- 0	NEUTRAL	0- 0	0- 0	0- 0				

RPI 1-25				RPI 26-50			RPI 51-100			RPI 101+			Team's RPI: 104
RPI	S	Opponent	Score	RPI	S	Opponent	Score	RPI	S	Opponent	Score		
9	H	Princeton	50 62					100	N	North Florida	69 54	103	A Central Mich. 54 77
												214	H Elon 63 55
												216	A Boston U. 89 75
												292	H Albany (NY) 76 52
												305	N Lipscomb 74 63
LAST 10 Division I													
9	H	Princeton	50 62	100	N	North Florida	69 54	214	H	Elon	63 55		
103	A	Central Mich.	54 77	292	H	Albany (NY)	76 52	216	A	Boston U.	89 75		
305	N	Lipscomb	74 63										

Non-Div I Games:

Marist

Average RPI Win:	163	WON-LOST	WINNING	LAST 10	STRENGTH OF	OPP. STRENGTH	TEAM	ADJ.	CONF.	ADJ CONF.
Average RPI Loss:	11	RECORD	PCT. RANK	GAMES	SCHEDULE	OF SCHEDULE	RPI	RPI	RPI	RPI
DIV. I ONLY	7- 2	50	7-2	128	7	48	48	6	6	
DIV. I NON-CONF.	7- 2	51	7-2	127	7	48	48	6	6	
TOTALS	RPI 1-25	RPI 26-50	W-L RECORDS	RPI 51-100	RPI 101-150	RPI 150+				
7- 2	0- 2	1- 0	OVERALL	1- 0	1- 0	4- 0				
3- 2	0- 2	1- 0	HOME	0- 0	0- 0	2- 0				
3- 0	0- 0	0- 0	AWAY	1- 0	1- 0	1- 0				
1- 0	0- 0	0- 0	NEUTRAL	0- 0	0- 0	1- 0				
7- 2	0- 2	1- 0	NON-CONFERENCE	1- 0	1- 0	4- 0				
3- 2	0- 2	1- 0	HOME	0- 0	0- 0	2- 0				
3- 0	0- 0	0- 0	AWAY	1- 0	1- 0	1- 0				
1- 0	0- 0	0- 0	NEUTRAL	0- 0	0- 0	1- 0				
0- 0	0- 0	0- 0	CONFERENCE	0- 0	0- 0	0- 0				
0- 0	0- 0	0- 0	HOME	0- 0	0- 0	0- 0				
0- 0	0- 0	0- 0	AWAY	0- 0	0- 0	0- 0				
0- 0	0- 0	0- 0	NEUTRAL	0- 0	0- 0	0- 0				

RPI 1-25				RPI 26-50				Team's RPI: 48				RPI 51-100				RPI 101+			
RPI	S	Opponent	Score	RPI	S	Opponent	Score	RPI	S	Opponent	Score	RPI	S	Opponent	Score	RPI	S	Opponent	Score
10	H	Northwestern	56 64	26	H	Illinois St.	58 41	59	A	Green Bay	60 47	140	A	Saint Mary's (CA)	77 63	171	A	Milwaukee	78 56
11	H	Mississippi St.	68 74									241	N	Tulsa	61 60	247	H	St. Francis Brooklyn	92 71
												255	H	Morgan St.	70 48				
LAST 10 Division I																			
				241	N	Tulsa	61 60	171	A	Milwaukee	78 56								
				140	A	Saint Mary's (CA)	77 63	26	H	Illinois St.	58 41								
				11	H	Mississippi St.	68 74	247	H	St. Francis Brooklyn	92 71								
				59	A	Green Bay	60 47	255	H	Morgan St.	70 48								
				10	H	Northwestern	56 64												

Non-Div I Games:

Marquette

Marshall

Through Games Of Dec. 12, 2019

Average RPI Win:	249	WON-LOST	WINNING	LAST 10	STRENGTH OF	OPP. STRENGTH	TEAM	ADJ.	CONF.	ADJ CONF.
Average RPI Loss:	198	RECORD	PCT. RANK	GAMES	SCHEDULE	OF SCHEDULE	RPI	RPI	RPI	RPI
DIV. I ONLY	3- 4	201	3-4	337	169	318	318	13	13	
DIV. I NON-CONF.	3- 4	201	3-4	337	167	317	317	13	13	
TOTALS	RPI 1-25	RPI 26-50	W-L RECORDS	RPI 51-100	RPI 101-150	RPI 150+				
3- 4	0- 0	0- 0	OVERALL	0- 0	0- 2	3- 2				
2- 2	0- 0	0- 0	HOME	0- 0	0- 1	2- 1				
1- 2	0- 0	0- 0	AWAY	0- 0	0- 1	1- 1				
0- 0	0- 0	0- 0	NEUTRAL	0- 0	0- 0	0- 0				
3- 4	0- 0	0- 0	NON-CONFERENCE	0- 0	0- 2	3- 2				
2- 2	0- 0	0- 0	HOME	0- 0	0- 1	2- 1				
1- 2	0- 0	0- 0	AWAY	0- 0	0- 1	1- 1				
0- 0	0- 0	0- 0	NEUTRAL	0- 0	0- 0	0- 0				
0- 0	0- 0	0- 0	CONFERENCE	0- 0	0- 0	0- 0				
0- 0	0- 0	0- 0	HOME	0- 0	0- 0	0- 0				
0- 0	0- 0	0- 0	AWAY	0- 0	0- 0	0- 0				
0- 0	0- 0	0- 0	NEUTRAL	0- 0	0- 0	0- 0				

RPI 1-25				RPI 26-50				RPI 51-100				RPI 101+ Team's RPI: 318			
RPI	S	Opponent	Score	RPI	S	Opponent	Score	RPI	S	Opponent	Score	RPI	S	Opponent	Score
												106	A	Ohio	51 67
												109	H	Bowling Green	69 82
												219	A	Indiana St.	72 60
												220	H	Norfolk St.	75 69
												255	H	Morgan St.	52 57
												309	H	Coppin St.	60 47
												321	A	Evansville	62 66
LAST 10 Division I															
				321	A	Evansville	62 66	109	H	Bowling Green	69 82				
				255	H	Morgan St.	52 57	219	A	Indiana St.	72 60				
				309	H	Coppin St.	60 47								
				106	A	Ohio	51 67								
				220	H	Norfolk St.	75 69								

Non-Div I Games: Alderson Broadus 85 41 Ky. Christian 89 40

Marshall

■ Loss,
 ■ Non-Conf,
 ■ S Site,
 ■ H Home
 ■ A Away
 N Neutral

Average RPI Win:	176	WON-LOST	WINNING	LAST 10	STRENGTH OF	OPP. STRENGTH	TEAM	ADJ.	CONF.	ADJ CONF.
Average RPI Loss:	17	RECORD	PCT. RANK	GAMES	SCHEDULE	OF SCHEDULE	RPI	RPI	RPI	RPI
DIV. I ONLY	8- 2	45	8-2	94	84	41	41	2	2	
DIV. I NON-CONF.	8- 2	46	8-2	94	83	41	41	2	2	
TOTALS	RPI 1-25	RPI 26-50	W-L RECORDS	RPI 51-100	RPI 101-150	RPI 150+				
8- 2	0- 2	0- 0	OVERALL	2- 0	0- 0	6- 0				
5- 1	0- 1	0- 0	HOME	1- 0	0- 0	4- 0				
1- 1	0- 1	0- 0	AWAY	1- 0	0- 0	0- 0				
2- 0	0- 0	0- 0	NEUTRAL	0- 0	0- 0	2- 0				
8- 2	0- 2	0- 0	NON-CONFERENCE	2- 0	0- 0	6- 0				
5- 1	0- 1	0- 0	HOME	1- 0	0- 0	4- 0				
1- 1	0- 1	0- 0	AWAY	1- 0	0- 0	0- 0				
2- 0	0- 0	0- 0	NEUTRAL	0- 0	0- 0	2- 0				
0- 0	0- 0	0- 0	CONFERENCE	0- 0	0- 0	0- 0				
0- 0	0- 0	0- 0	HOME	0- 0	0- 0	0- 0				
0- 0	0- 0	0- 0	AWAY	0- 0	0- 0	0- 0				
0- 0	0- 0	0- 0	NEUTRAL	0- 0	0- 0	0- 0				

RPI 1-25				RPI 26-50				RPI 51-100				RPI 101+			
RPI	S	Opponent	Score	RPI	S	Opponent	Score	RPI	S	Opponent	Score	RPI	S	Opponent	Score
16	A	NC State	59 66					75	A	James Madison	70 68	156	N	Belmont	90 26
18	H	South Carolina	54 63					87	H	George Washington	88 54	187	N	Clemson	63 44
												195	H	Wagner	119 56
												202	H	Quinnipiac	107 52
												218	H	Delaware	99 55
												289	H	Loyola Maryland	105 45
LAST 10 Division I															
87	H	George Washington	88 54	289	H	Loyola Maryland	105 45	16	A	NC State	59 66				
218	H	Delaware	99 55					156	N	Belmont	90 26				
75	A	James Madison	70 68					187	N	Clemson	63 44				
18	H	South Carolina	54 63					202	H	Quinnipiac	107 52				
195	H	Wagner	119 56												

Non-Div I Games:

Maryland

Massachusetts

Through Games Of Dec. 12, 2019

Average RPI Win:	250	WON-LOST	WINNING	LAST 10	STRENGTH OF	OPP. STRENGTH	TEAM	ADJ.	CONF.	ADJ CONF.
Average RPI Loss:	93	RECORD	PCT. RANK	GAMES	SCHEDULE	OF SCHEDULE	RPI	RPI	RPI	RPI
DIV. I ONLY	7- 3	77	7-3	263	225	163	163	10	10	
DIV. I NON-CONF.	7- 3	78	7-3	262	225	162	162	10	10	
TOTALS	RPI 1-25	RPI 26-50	W-L RECORDS	RPI 51-100	RPI 101-150	RPI 150+				
7- 3	0- 0	0- 0	OVERALL	0- 2	1- 1	6- 0				
4- 2	0- 0	0- 0	HOME	0- 1	1- 1	3- 0				
3- 1	0- 0	0- 0	AWAY	0- 1	0- 0	3- 0				
0- 0	0- 0	0- 0	NEUTRAL	0- 0	0- 0	0- 0				
7- 3	0- 0	0- 0	NON-CONFERENCE	0- 2	1- 1	6- 0				
4- 2	0- 0	0- 0	HOME	0- 1	1- 1	3- 0				
3- 1	0- 0	0- 0	AWAY	0- 1	0- 0	3- 0				
0- 0	0- 0	0- 0	NEUTRAL	0- 0	0- 0	0- 0				
0- 0	0- 0	0- 0	CONFERENCE	0- 0	0- 0	0- 0				
0- 0	0- 0	0- 0	HOME	0- 0	0- 0	0- 0				
0- 0	0- 0	0- 0	AWAY	0- 0	0- 0	0- 0				
0- 0	0- 0	0- 0	NEUTRAL	0- 0	0- 0	0- 0				

RPI 1-25			RPI 26-50			RPI 51-100			RPI 101+			Team's RPI: 163
RPI	S	Opponent	Score	RPI	S	Opponent	Score	RPI	S	Opponent	Score	
						57	H Providence	63	72	111	H Holy Cross	75 72
						84	A St. John's (NY)	71	82	139	H Merrimack	64 79
										216	A Boston U.	58 45
										233	A UMass Lowell	74 58
										250	A Vermont	83 49
										277	H Hartford	74 48
										328	H Brown	95 42
										338	H New Hampshire	67 65
LAST 10 Division I												
						328	H Brown	95	42	216	A Boston U.	58 45
						277	H Hartford	74	48	111	H Holy Cross	75 72
						233	A UMass Lowell	74	58	338	H New Hampshire	67 65
						57	H Providence	63	72	250	A Vermont	83 49
						139	H Merrimack	64	79	84	A St. John's (NY)	71 82

Non-Div I Games:

Massachusetts

Loss, Non-Conf, S Site, H Home A Away N Neutral

Average RPI Win:	348	WON-LOST	WINNING	LAST 10	STRENGTH OF	OPP. STRENGTH	TEAM	ADJ.	CONF.	ADJ CONF.
Average RPI Loss:	188	RECORD	PCT. RANK	GAMES	SCHEDULE	OF SCHEDULE	RPI	RPI	RPI	RPI
DIV. I ONLY	1- 6	309	1-6	188	337	319	319	25	25	
DIV. I NON-CONF.	1- 6	308	1-6	188	337	318	318	25	25	
TOTALS	RPI 1-25	RPI 26-50	W-L RECORDS	RPI 51-100	RPI 101-150	RPI 150+				
1- 6	0- 0	0- 1	OVERALL	0- 0	0- 0	1- 5				
1- 1	0- 0	0- 0	HOME	0- 0	0- 0	1- 1				
0- 5	0- 0	0- 1	AWAY	0- 0	0- 0	0- 4				
0- 0	0- 0	0- 0	NEUTRAL	0- 0	0- 0	0- 0				
1- 6	0- 0	0- 1	NON-CONFERENCE	0- 0	0- 0	1- 5				
1- 1	0- 0	0- 0	HOME	0- 0	0- 0	1- 1				
0- 5	0- 0	0- 1	AWAY	0- 0	0- 0	0- 4				
0- 0	0- 0	0- 0	NEUTRAL	0- 0	0- 0	0- 0				
0- 0	0- 0	0- 0	CONFERENCE	0- 0	0- 0	0- 0				
0- 0	0- 0	0- 0	HOME	0- 0	0- 0	0- 0				
0- 0	0- 0	0- 0	AWAY	0- 0	0- 0	0- 0				
0- 0	0- 0	0- 0	NEUTRAL	0- 0	0- 0	0- 0				

RPI 1-25			RPI 26-50			RPI 51-100			RPI 101+			Team's RPI: 319
RPI	S	Opponent	Score	RPI	S	Opponent	Score	RPI	S	Opponent	Score	
				31	A	Arkansas	58 101					
								207	A	SMU	60 81	
								208	A	Louisiana	55 75	
								221	A	Louisiana Tech	54 79	
								222	A	UAB	70 97	
								238	H	Rice	50 81	
								348	H	La.-Monroe	72 69	
LAST 10 Division I												
				31	A	Arkansas	58 101	221	A	Louisiana Tech	54 79	
				207	A	SMU	60 81	348	H	La.-Monroe	72 69	
								238	H	Rice	50 81	
								222	A	UAB	70 97	
								208	A	Louisiana	55 75	

Non-Div I Games: Centenary (LA) 116 37

McNeese

Average RPI Win:	239	WON-LOST	WINNING	LAST 10	STRENGTH OF	OPP. STRENGTH	TEAM	ADJ.	CONF.	ADJ CONF.
Average RPI Loss:	138	RECORD	PCT. RANK	GAMES	SCHEDULE	OF SCHEDULE	RPI	RPI	RPI	RPI
DIV. I ONLY	5- 4	146	5-4	116	289	144	144	9	9	
DIV. I NON-CONF.	5- 4	145	5-4	116	289	143	143	9	9	
TOTALS	RPI 1-25	RPI 26-50	W-L RECORDS	RPI 51-100	RPI 101-150	RPI 150+				
5- 4	0- 0	0- 1	OVERALL	0- 1	1- 0	4- 2				
2- 2	0- 0	0- 0	HOME	0- 1	0- 0	2- 1				
2- 1	0- 0	0- 0	AWAY	0- 0	1- 0	1- 1				
1- 1	0- 0	0- 1	NEUTRAL	0- 0	0- 0	1- 0				
5- 4	0- 0	0- 1	NON-CONFERENCE	0- 1	1- 0	4- 2				
2- 2	0- 0	0- 0	HOME	0- 1	0- 0	2- 1				
2- 1	0- 0	0- 0	AWAY	0- 0	1- 0	1- 1				
1- 1	0- 0	0- 1	NEUTRAL	0- 0	0- 0	1- 0				
0- 0	0- 0	0- 0	CONFERENCE	0- 0	0- 0	0- 0				
0- 0	0- 0	0- 0	HOME	0- 0	0- 0	0- 0				
0- 0	0- 0	0- 0	AWAY	0- 0	0- 0	0- 0				
0- 0	0- 0	0- 0	NEUTRAL	0- 0	0- 0	0- 0				

RPI S	Opponent	Score	RPI S	Opponent	Score	RPI S	Opponent	Score	RPI S	Opponent	Score	Team's RPI: 144
45 N	LSU	58 89	87 H	George Washington	63 64	120 A	Southern Ill.	70 66	199 H	Eastern Ky.	60 63	
						221 A	Louisiana Tech	74 83	222 H	UAB	77 52	
						263 N	Kansas St.	72 68	274 A	Toledo	83 76	
						317 H	Alcorn	57 51				
LAST 10 Division I												
222 H	UAB	77 52	274 A	Toledo	83 76							
45 N	LSU	58 89	120 A	Southern Ill.	70 66							
263 N	Kansas St.	72 68	87 H	George Washington	63 64							
317 H	Alcorn	57 51	221 A	Louisiana Tech	74 83							
			199 H	Eastern Ky.	60 63							

Non-Div I Games:

Memphis

Mercer

Through Games Of Dec. 12, 2019

Average RPI Win:	315	WON-LOST	WINNING	LAST 10	STRENGTH OF	OPP. STRENGTH	TEAM	ADJ.	CONF.	ADJ CONF.
Average RPI Loss:	151	RECORD	PCT. RANK	GAMES	SCHEDULE	OF SCHEDULE	RPI	RPI	RPI	RPI
DIV. I ONLY	2- 6	277	2-6	222	285	290	290	26	26	
DIV. I NON-CONF.	2- 6	277	2-6	220	285	289	289	26	26	
TOTALS	RPI 1-25	RPI 26-50	W-L RECORDS	RPI 51-100	RPI 101-150	RPI 150+				
2- 6	0- 0	0- 1	OVERALL	0- 1	0- 1	2- 3				
1- 2	0- 0	0- 1	HOME	0- 0	0- 0	1- 1				
1- 4	0- 0	0- 0	AWAY	0- 1	0- 1	1- 2				
0- 0	0- 0	0- 0	NEUTRAL	0- 0	0- 0	0- 0				
2- 6	0- 0	0- 1	NON-CONFERENCE	0- 1	0- 1	2- 3				
1- 2	0- 0	0- 1	HOME	0- 0	0- 0	1- 1				
1- 4	0- 0	0- 0	AWAY	0- 1	0- 1	1- 2				
0- 0	0- 0	0- 0	NEUTRAL	0- 0	0- 0	0- 0				
0- 0	0- 0	0- 0	CONFERENCE	0- 0	0- 0	0- 0				
0- 0	0- 0	0- 0	HOME	0- 0	0- 0	0- 0				
0- 0	0- 0	0- 0	AWAY	0- 0	0- 0	0- 0				
0- 0	0- 0	0- 0	NEUTRAL	0- 0	0- 0	0- 0				

RPI S	Opponent	Score	RPI S	Opponent	Score	RPI S	Opponent	Score	RPI S	Opponent	Score	Team's RPI: 290
38	H Western Ky.	62 75	52	A Georgia	60 76	118	A Alabama	56 111	190	A Kennesaw St.	64 92	
						199	H Eastern Ky.	60 61	284	H Ga. Southern	62 52	
						306	A Appalachian St.	68 77	346	A South Carolina St.	66 55	
LAST 10 Division I												
284	H Ga. Southern	62 52	52	A Georgia	60 76	118	A Alabama	56 111	190	A Kennesaw St.	64 92	
346	A South Carolina St.	66 55	38	H Western Ky.	62 75							
306	A Appalachian St.	68 77										
199	H Eastern Ky.	60 61										

Non-Div I Games: LaGrange 74 47

Mercer

Loss, Non-Conf, S Site, H Home A Away N Neutral

Average RPI Win:	276	WON-LOST	WINNING	LAST 10	STRENGTH OF	OPP. STRENGTH	TEAM	ADJ.	CONF.	ADJ CONF.
Average RPI Loss:	109	RECORD	PCT. RANK	GAMES	SCHEDULE	OF SCHEDULE	RPI	RPI	RPI	RPI
DIV. I ONLY	3- 4	201	3-4	87	325	139	139	29	29	
DIV. I NON-CONF.	3- 4	201	3-4	87	326	138	138	29	29	
TOTALS	RPI 1-25	RPI 26-50	W-L RECORDS	RPI 51-100	RPI 101-150	RPI 150+				
3- 4	0- 0	0- 0	OVERALL	0- 1	0- 3	3- 0				
1- 1	0- 0	0- 0	HOME	0- 0	0- 1	1- 0				
2- 3	0- 0	0- 0	AWAY	0- 1	0- 2	2- 0				
0- 0	0- 0	0- 0	NEUTRAL	0- 0	0- 0	0- 0				
3- 4	0- 0	0- 0	NON-CONFERENCE	0- 1	0- 3	3- 0				
1- 1	0- 0	0- 0	HOME	0- 0	0- 1	1- 0				
2- 3	0- 0	0- 0	AWAY	0- 1	0- 2	2- 0				
0- 0	0- 0	0- 0	NEUTRAL	0- 0	0- 0	0- 0				
0- 0	0- 0	0- 0	CONFERENCE	0- 0	0- 0	0- 0				
0- 0	0- 0	0- 0	HOME	0- 0	0- 0	0- 0				
0- 0	0- 0	0- 0	AWAY	0- 0	0- 0	0- 0				
0- 0	0- 0	0- 0	NEUTRAL	0- 0	0- 0	0- 0				

RPI 1-25				RPI 26-50				RPI 51-100				RPI 101+				Team's RPI: 139	
RPI	S	Opponent	Score	RPI	S	Opponent	Score	RPI	S	Opponent	Score	RPI	S	Opponent	Score		
								91	A	Dartmouth	52	57	101	H	Lehigh	68	72
													111	A	Holy Cross	42	68
													133	A	Illinois	72	75
													163	A	Massachusetts	79	64
													328	A	Brown	72	57
													338	H	New Hampshire	64	54
LAST 10 Division I																	
				328	A	Brown	72	57	133	A	Illinois	72	75				
				111	A	Holy Cross	42	68	163	A	Massachusetts	79	64				
				338	H	New Hampshire	64	54									
				91	A	Dartmouth	52	57									
				101	H	Lehigh	68	72									

Non-Div I Games: Eastern Nazarene 82 50 Fisher 81 42

Merrimack

Average RPI Win:	134	WON-LOST	WINNING	LAST 10	STRENGTH OF	OPP. STRENGTH	TEAM	ADJ.	CONF.	ADJ CONF.
Average RPI Loss:	7	RECORD	PCT. RANK	GAMES	SCHEDULE	OF SCHEDULE	RPI	RPI	RPI	RPI
DIV. I ONLY	5- 3	106	5-3	23	20	50	50	3	3	
DIV. I NON-CONF.	5- 3	105	5-3	23	20	50	50	3	3	
TOTALS	RPI 1-25	RPI 26-50	W-L RECORDS	RPI 51-100	RPI 101-150	RPI 150+				
5- 3	0- 3	0- 0	OVERALL	3- 0	1- 0	1- 0				
4- 2	0- 2	0- 0	HOME	2- 0	1- 0	1- 0				
0- 1	0- 1	0- 0	AWAY	0- 0	0- 0	0- 0				
1- 0	0- 0	0- 0	NEUTRAL	1- 0	0- 0	0- 0				
5- 3	0- 3	0- 0	NON-CONFERENCE	3- 0	1- 0	1- 0				
4- 2	0- 2	0- 0	HOME	2- 0	1- 0	1- 0				
0- 1	0- 1	0- 0	AWAY	0- 0	0- 0	0- 0				
1- 0	0- 0	0- 0	NEUTRAL	1- 0	0- 0	0- 0				
0- 0	0- 0	0- 0	CONFERENCE	0- 0	0- 0	0- 0				
0- 0	0- 0	0- 0	HOME	0- 0	0- 0	0- 0				
0- 0	0- 0	0- 0	AWAY	0- 0	0- 0	0- 0				
0- 0	0- 0	0- 0	NEUTRAL	0- 0	0- 0	0- 0				

RPI 1-25				RPI 26-50		Team's RPI: 50		RPI 51-100				RPI 101+			
RPI	S	Opponent	Score	RPI	S	Opponent	Score	RPI	S	Opponent	Score	RPI	S	Opponent	Score
1	H	Oregon St.	53 75					74	H	IUPUI	74 65	149	H	Miami (OH)	80 62
6	A	DePaul	83 89					83	N	N.C. A&T	68 67	266	H	Jackson St.	83 68
13	H	Indiana	45 58					100	H	North Florida	78 55				
LAST 10 Division I															
		83 N N.C. A&T	68 67	13	H	Indiana	45 58								
		74 H IUPUI	74 65	149	H	Miami (OH)	80 62								
		100 H North Florida	78 55	1	H	Oregon St.	53 75								
		266 H Jackson St.	83 68	6	A	DePaul	83 89								

Non-Div I Games:

Miami (FL)

■ Loss,
 ■ Non-Conf, S Site,
 ■ Home
 ■ Away
 N Neutral

Average RPI Win:	260	WON-LOST	WINNING	LAST 10	STRENGTH OF	OPP. STRENGTH	TEAM	ADJ.	CONF.	ADJ CONF.
Average RPI Loss:	93	RECORD	PCT. RANK	GAMES	SCHEDULE	OF SCHEDULE	RPI	RPI	RPI	RPI
DIV. I ONLY	4- 5	188	4-5	198	103	149	149	12	12	
DIV. I NON-CONF.	4- 5	188	4-5	198	102	148	148	12	12	
TOTALS	RPI 1-25	RPI 26-50	W-L RECORDS	RPI 51-100	RPI 101-150	RPI 150+				
4- 5	0- 1	0- 1	OVERALL	0- 1	0- 1	4- 1				
1- 0	0- 0	0- 0	HOME	0- 0	0- 0	1- 0				
2- 4	0- 1	0- 1	AWAY	0- 1	0- 1	2- 0				
1- 1	0- 0	0- 0	NEUTRAL	0- 0	0- 0	1- 1				
4- 5	0- 1	0- 1	NON-CONFERENCE	0- 1	0- 1	4- 1				
1- 0	0- 0	0- 0	HOME	0- 0	0- 0	1- 0				
2- 4	0- 1	0- 1	AWAY	0- 1	0- 1	2- 0				
1- 1	0- 0	0- 0	NEUTRAL	0- 0	0- 0	1- 1				
0- 0	0- 0	0- 0	CONFERENCE	0- 0	0- 0	0- 0				
0- 0	0- 0	0- 0	HOME	0- 0	0- 0	0- 0				
0- 0	0- 0	0- 0	AWAY	0- 0	0- 0	0- 0				
0- 0	0- 0	0- 0	NEUTRAL	0- 0	0- 0	0- 0				

RPI 1-25				RPI 26-50				RPI 51-100				RPI 101+ Team's RPI: 149			
RPI	S	Opponent	Score	RPI	S	Opponent	Score	RPI	S	Opponent	Score	RPI	S	Opponent	Score
6	A	DePaul	79 98	50	A	Miami (FL)	62 80	55	A	Bradley	68 79	147	A	Cincinnati	68 98
												199	A	Eastern Ky.	75 57
												206	N	Liberty	53 65
												254	N	Prairie View	65 52
												259	A	South Alabama	76 73
												327	H	UIC	85 35
LAST 10 Division I															
147	A	Cincinnati	68 98	50	A	Miami (FL)	62 80	206	N	Liberty	53 65	327	H	UIC	85 35
259	A	South Alabama	76 73	55	A	Bradley	68 79	199	A	Eastern Ky.	75 57				
254	N	Prairie View	65 52												
6	A	DePaul	79 98												

Non-Div I Games:

Miami (OH)

■ Loss,
 ■ Non-Conf,
 ■ S Site,
 ■ H Home
 ■ A Away
 N Neutral

Average RPI Win: 161		WON-LOST	WINNING	LAST 10	STRENGTH OF	OPP. STRENGTH	TEAM	ADJ.	CONF.	ADJ CONF.
Average RPI Loss: 73		RECORD	PCT. RANK	GAMES	SCHEDULE	OF SCHEDULE	RPI	RPI	RPI	RPI
DIV. I ONLY		8- 1	21	8-1	122	69	36	36	2	2
DIV. I NON-CONF.		8- 1	21	8-1	122	69	36	36	2	2
TOTALS	RPI 1-25		RPI 26-50		W-L RECORDS		RPI 51-100		RPI 101-150	RPI 150+
8- 1	0- 0		0- 0		OVERALL	2- 1		1- 0		5- 0
5- 1	0- 0		0- 0		HOME	1- 1		1- 0		3- 0
2- 0	0- 0		0- 0		AWAY	0- 0		0- 0		2- 0
1- 0	0- 0		0- 0		NEUTRAL	1- 0		0- 0		0- 0
8- 1	0- 0		0- 0		NON-CONFERENCE	2- 1		1- 0		5- 0
5- 1	0- 0		0- 0		HOME	1- 1		1- 0		3- 0
2- 0	0- 0		0- 0		AWAY	0- 0		0- 0		2- 0
1- 0	0- 0		0- 0		NEUTRAL	1- 0		0- 0		0- 0
0- 0	0- 0		0- 0		CONFERENCE	0- 0		0- 0		0- 0
0- 0	0- 0		0- 0		HOME	0- 0		0- 0		0- 0
0- 0	0- 0		0- 0		AWAY	0- 0		0- 0		0- 0
0- 0	0- 0		0- 0		NEUTRAL	0- 0		0- 0		0- 0

RPI 1-25				RPI 26-50				Team's RPI: 36				RPI 51-100				RPI 101+			
RPI	S	Opponent	Score	RPI	S	Opponent	Score	RPI	S	Opponent	Score	RPI	S	Opponent	Score	RPI	S	Opponent	Score
												55	H	Bradley	77 57	113	H	Syracuse	84 76
												69	N	Kent St.	88 53	174	A	Akron	80 71
												73	H	Notre Dame	72 76	197	A	Eastern Mich.	57 38
																203	H	Oakland	79 64
																224	H	Western Mich.	76 55
																255	H	Morgan St.	80 48
LAST 10 Division I																			
				203	H	Oakland	79 64					255	H	Morgan St.	80 48				
				113	H	Syracuse	84 76					197	A	Eastern Mich.	57 38				
				55	H	Bradley	77 57					73	H	Notre Dame	72 76				
				224	H	Western Mich.	76 55					174	A	Akron	80 71				
												69	N	Kent St.	88 53				

Non-Div I Games:

Michigan

■ Loss, ■ Non-Conf, S Site, H Home A Away N Neutral

Average RPI Win:	223	WON-LOST	WINNING	LAST 10	STRENGTH OF	OPP. STRENGTH	TEAM	ADJ.	CONF.	ADJ CONF.
Average RPI Loss:	34	RECORD	PCT. RANK	GAMES	SCHEDULE	OF SCHEDULE	RPI	RPI	RPI	RPI
DIV. I ONLY	6- 2	60	6-2	241	49	94	94	2	2	
DIV. I NON-CONF.	6- 2	61	6-2	240	49	95	95	2	2	
TOTALS	RPI 1-25	RPI 26-50	W-L RECORDS	RPI 51-100	RPI 101-150	RPI 150+				
6- 2	0- 1	0- 1	OVERALL	1- 0	0- 0	5- 0				
4- 0	0- 0	0- 0	HOME	0- 0	0- 0	4- 0				
1- 1	0- 1	0- 0	AWAY	1- 0	0- 0	0- 0				
1- 1	0- 0	0- 1	NEUTRAL	0- 0	0- 0	1- 0				
6- 2	0- 1	0- 1	NON-CONFERENCE	1- 0	0- 0	5- 0				
4- 0	0- 0	0- 0	HOME	0- 0	0- 0	4- 0				
1- 1	0- 1	0- 0	AWAY	1- 0	0- 0	0- 0				
1- 1	0- 0	0- 1	NEUTRAL	0- 0	0- 0	1- 0				
0- 0	0- 0	0- 0	CONFERENCE	0- 0	0- 0	0- 0				
0- 0	0- 0	0- 0	HOME	0- 0	0- 0	0- 0				
0- 0	0- 0	0- 0	AWAY	0- 0	0- 0	0- 0				
0- 0	0- 0	0- 0	NEUTRAL	0- 0	0- 0	0- 0				

RPI 1-25				RPI 26-50				RPI 51-100				Team's RPI: 94	RPI 101+			
RPI	S	Opponent	Score	RPI	S	Opponent	Score	RPI	S	Opponent	Score		RPI	S	Opponent	Score
23	A	Florida St.	68 78	45	N	LSU	56 58	73	A	Notre Dame	72 69		197	H	Eastern Mich.	85 50
													203	H	Oakland	76 56
													263	N	Kansas St.	65 60
													277	H	Hartford	79 34
													324	H	Detroit Mercy	110 52
LAST 10 Division I																
23	A	Florida St.	68 78	277	H	Hartford	79 34									
263	N	Kansas St.	65 60	203	H	Oakland	76 56									
45	N	LSU	56 58	73	A	Notre Dame	72 69									
				324	H	Detroit Mercy	110 52									
				197	H	Eastern Mich.	85 50									

Non-Div I Games:

Michigan St.

Average RPI Win:	208	WON-LOST	WINNING	LAST 10	STRENGTH OF	OPP. STRENGTH	TEAM	ADJ.	CONF.	ADJ CONF.
Average RPI Loss:	43	RECORD	PCT. RANK	GAMES	SCHEDULE	OF SCHEDULE	RPI	RPI	RPI	RPI
DIV. I ONLY	6- 3	85	6-3	58	217	70	70	13	13	
DIV. I NON-CONF.	6- 3	83	6-3	57	217	70	70	13	13	
TOTALS	RPI 1-25	RPI 26-50	W-L RECORDS	RPI 51-100	RPI 101-150	RPI 150+				
6- 3	0- 1	0- 1	OVERALL	1- 1	1- 0	4- 0				
3- 1	0- 0	0- 1	HOME	1- 0	0- 0	2- 0				
2- 0	0- 0	0- 0	AWAY	0- 0	0- 0	2- 0				
1- 2	0- 1	0- 0	NEUTRAL	0- 1	1- 0	0- 0				
6- 3	0- 1	0- 1	NON-CONFERENCE	1- 1	1- 0	4- 0				
3- 1	0- 0	0- 1	HOME	1- 0	0- 0	2- 0				
2- 0	0- 0	0- 0	AWAY	0- 0	0- 0	2- 0				
1- 2	0- 1	0- 0	NEUTRAL	0- 1	1- 0	0- 0				
0- 0	0- 0	0- 0	CONFERENCE	0- 0	0- 0	0- 0				
0- 0	0- 0	0- 0	HOME	0- 0	0- 0	0- 0				
0- 0	0- 0	0- 0	AWAY	0- 0	0- 0	0- 0				
0- 0	0- 0	0- 0	NEUTRAL	0- 0	0- 0	0- 0				

RPI 1-25				RPI 26-50				RPI 51-100				Team's RPI: 70	RPI 101+			
RPI	S	Opponent	Score	RPI	S	Opponent	Score	RPI	S	Opponent	Score		RPI	S	Opponent	Score
7	N	Gonzaga	50 62	40	H	Kentucky	52 67	81	N	Arizona St.	60 61		115	N	Auburn	73 50
								97	H	Furman	78 62		181	A	Tulane	64 62
													257	H	Tennessee Tech	64 58
													295	A	East Carolina	68 66
													305	H	Lipscomb	70 49
LAST 10 Division I																
				305	H	Lipscomb	70 49						257	H	Tennessee Tech	64 58
				81	N	Arizona St.	60 61						181	A	Tulane	64 62
				7	N	Gonzaga	50 62						40	H	Kentucky	52 67
				115	N	Auburn	73 50						295	A	East Carolina	68 66
				97	H	Furman	78 62									

Non-Div I Games:

Middle Tenn.

Average RPI Win:	233	WON-LOST	WINNING	LAST 10	STRENGTH OF	OPP. STRENGTH	TEAM	ADJ.	CONF.	ADJ CONF.
Average RPI Loss:	57	RECORD	PCT. RANK	GAMES	SCHEDULE	OF SCHEDULE	RPI	RPI	RPI	RPI
DIV. I ONLY	2- 6	277	2-6	36	74	171	171	15	15	
DIV. I NON-CONF.	2- 6	277	2-6	35	74	168	168	15	15	
TOTALS	RPI 1-25	RPI 26-50	W-L RECORDS	RPI 51-100	RPI 101-150	RPI 150+				
2- 6	0- 2	0- 2	OVERALL	0- 1	0- 1	2- 0				
2- 1	0- 0	0- 1	HOME	0- 0	0- 0	2- 0				
0- 5	0- 2	0- 1	AWAY	0- 1	0- 1	0- 0				
0- 0	0- 0	0- 0	NEUTRAL	0- 0	0- 0	0- 0				
2- 6	0- 2	0- 2	NON-CONFERENCE	0- 1	0- 1	2- 0				
2- 1	0- 0	0- 1	HOME	0- 0	0- 0	2- 0				
0- 5	0- 2	0- 1	AWAY	0- 1	0- 1	0- 0				
0- 0	0- 0	0- 0	NEUTRAL	0- 0	0- 0	0- 0				
0- 0	0- 0	0- 0	CONFERENCE	0- 0	0- 0	0- 0				
0- 0	0- 0	0- 0	HOME	0- 0	0- 0	0- 0				
0- 0	0- 0	0- 0	AWAY	0- 0	0- 0	0- 0				
0- 0	0- 0	0- 0	NEUTRAL	0- 0	0- 0	0- 0				

RPI 1-25				RPI 26-50				RPI 51-100				RPI 101+				Team's RPI: 171
RPI	S	Opponent	Score	RPI	S	Opponent	Score	RPI	S	Opponent	Score	RPI	S	Opponent	Score	
6	A	DePaul	65 94	42	A	Minnesota	61 77	71	A	Wisconsin	40 71	148	A	Columbia	46 74	
25	A	Purdue	55 68	48	H	Marquette	56 78					161	H	Northern Ill.	78 65	
												304	H	Ark.-Pine Bluff	69 55	
LAST 10 Division I																
161	H	Northern Ill.	78 65	48	H	Marquette	56 78									
148	A	Columbia	46 74	42	A	Minnesota	61 77									
6	A	DePaul	65 94	25	A	Purdue	55 68									
304	H	Ark.-Pine Bluff	69 55													
71	A	Wisconsin	40 71													

Non-Div I Games: Wis.-Parkside 84 77

Milwaukee

■ Loss,
 ■ Non-Conf,
 ■ S Site,
 ■ H Home
 ■ A Away
 N Neutral

RPI 1-25				Team's RPI: 42		RPI 51-100				RPI 101+					
RPI	S	Opponent	Score	RPI	S	Opponent	Score	RPI	S	Opponent	Score	RPI	S	Opponent	Score
2	H	Missouri St.	69 77					73	A	Notre Dame	75 67	116	H	Montana St.	71 60
								81	H	Arizona St.	80 66	171	H	Milwaukee	77 61
								87	A	George Washington	83 50	250	H	Vermont	90 58
												265	A	American	70 53
												315	H	Bryant	101 56
LAST 10 Division I															
				315	H	Bryant	101 56	87	A	George Washington	83 50				
				116	H	Montana St.	71 60	265	A	American	70 53				
				81	H	Arizona St.	80 66	73	A	Notre Dame	75 67				
				171	H	Milwaukee	77 61	2	H	Missouri St.	69 77				
				250	H	Vermont	90 58								

Minnesota

Average RPI Win:	119	WON-LOST	WINNING	LAST 10	STRENGTH OF	OPP. STRENGTH	TEAM	ADJ.	CONF.	ADJ CONF.
Average RPI Loss:	31	RECORD	PCT. RANK	GAMES	SCHEDULE	OF SCHEDULE	RPI	RPI	RPI	RPI
DIV. I ONLY	8- 2	45	8-2	8	109	11	11	7	7	
DIV. I NON-CONF.	8- 2	46	8-2	9	109	11	11	7	7	
TOTALS	RPI 1-25	RPI 26-50	W-L RECORDS	RPI 51-100	RPI 101-150	RPI 150+				
8- 2	0- 1	2- 0	OVERALL	2- 1	2- 0	2- 0				
4- 1	0- 0	1- 0	HOME	0- 1	2- 0	1- 0				
2- 0	0- 0	1- 0	AWAY	0- 0	0- 0	1- 0				
2- 1	0- 1	0- 0	NEUTRAL	2- 0	0- 0	0- 0				
8- 2	0- 1	2- 0	NON-CONFERENCE	2- 1	2- 0	2- 0				
4- 1	0- 0	1- 0	HOME	0- 1	2- 0	1- 0				
2- 0	0- 0	1- 0	AWAY	0- 0	0- 0	1- 0				
2- 1	0- 1	0- 0	NEUTRAL	2- 0	0- 0	0- 0				
0- 0	0- 0	0- 0	CONFERENCE	0- 0	0- 0	0- 0				
0- 0	0- 0	0- 0	HOME	0- 0	0- 0	0- 0				
0- 0	0- 0	0- 0	AWAY	0- 0	0- 0	0- 0				
0- 0	0- 0	0- 0	NEUTRAL	0- 0	0- 0	0- 0				

RPI 1-25				RPI 26-50				RPI 51-100				RPI 101+			
RPI	S	Opponent	Score	RPI	S	Opponent	Score	RPI	S	Opponent	Score	RPI	S	Opponent	Score
4	N	Stanford	62 67	46	H	Troy	122 82	58	H	West Virginia	65 71	108	H	Murray St.	124 43
				48	A	Marquette	74 68	59	N	Green Bay	83 58	143	H	UT Martin	82 46
								95	N	San Francisco	73 38	184	H	Southern Miss.	91 58
												266	A	Jackson St.	92 53
LAST 10 Division I															
				48	A	Marquette	74 68	58	H	West Virginia	65 71				
				266	A	Jackson St.	92 53	4	N	Stanford	62 67				
				46	H	Troy	122 82	59	N	Green Bay	83 58				
				108	H	Murray St.	124 43	95	N	San Francisco	73 38				
				143	H	UT Martin	82 46	184	H	Southern Miss.	91 58				

Non-Div I Games:

Mississippi St.

Average RPI Win:	350	WON-LOST	WINNING	LAST 10	STRENGTH OF	OPP. STRENGTH	TEAM	ADJ.	CONF.	ADJ CONF.
Average RPI Loss:	188	RECORD	PCT. RANK	GAMES	SCHEDULE	OF SCHEDULE	RPI	RPI	RPI	RPI
DIV. I ONLY	1- 7	316	1-7	215	341	334	334	28	28	
DIV. I NON-CONF.	1- 7	315	1-7	213	341	334	334	28	28	
TOTALS	RPI 1-25	RPI 26-50	W-L RECORDS	RPI 51-100	RPI 101-150	RPI 150+				
1- 7	0- 0	0- 0	OVERALL	0- 0	0- 3	1- 4				
1- 2	0- 0	0- 0	HOME	0- 0	0- 2	1- 0				
0- 4	0- 0	0- 0	AWAY	0- 0	0- 1	0- 3				
0- 1	0- 0	0- 0	NEUTRAL	0- 0	0- 0	0- 1				
1- 7	0- 0	0- 0	NON-CONFERENCE	0- 0	0- 3	1- 4				
1- 2	0- 0	0- 0	HOME	0- 0	0- 2	1- 0				
0- 4	0- 0	0- 0	AWAY	0- 0	0- 1	0- 3				
0- 1	0- 0	0- 0	NEUTRAL	0- 0	0- 0	0- 1				
0- 0	0- 0	0- 0	CONFERENCE	0- 0	0- 0	0- 0				
0- 0	0- 0	0- 0	HOME	0- 0	0- 0	0- 0				
0- 0	0- 0	0- 0	AWAY	0- 0	0- 0	0- 0				
0- 0	0- 0	0- 0	NEUTRAL	0- 0	0- 0	0- 0				

RPI 1-25			RPI 26-50			RPI 51-100			RPI 101+			Team's RPI: 334
RPI	S	Opponent	Score	RPI	S	Opponent	Score	RPI	S	Opponent	Score	
								108	H	Murray St.	66	72
								122	A	Wyoming	22	95
								136	H	Austin Peay	82	100
								184	A	Southern Miss.	80	84
								229	A	North Ala.	60	86
								260	A	Ole Miss	53	72
								276	N	Omaha	70	78
								350	H	Florida A&M	71	70
LAST 10 Division I												
								136	H	Austin Peay	82	100
								122	A	Wyoming	22	95
								108	H	Murray St.	66	72
								350	H	Florida A&M	71	70
								229	A	North Ala.	60	86
								276	N	Omaha	70	78
								260	A	Ole Miss	53	72
								184	A	Southern Miss.	80	84

Non-Div I Games:

Mississippi Val.

Missouri

Through Games Of Dec. 12, 2019

Average RPI Win:	169	WON-LOST	WINNING	LAST 10	STRENGTH OF	OPP. STRENGTH	TEAM	ADJ.	CONF.	ADJ CONF.
Average RPI Loss:	71	RECORD	PCT. RANK	GAMES	SCHEDULE	OF SCHEDULE	RPI	RPI	RPI	RPI
DIV. I ONLY	3- 7	244	3-7	33	105	169	169	7	7	
DIV. I NON-CONF.	3- 7	246	3-7	32	104	166	166	7	7	
TOTALS	RPI 1-25	RPI 26-50	W-L RECORDS	RPI 51-100	RPI 101-150	RPI 150+				
3- 7	0- 1	1- 0	OVERALL	0- 5	0- 1	2- 0				
3- 2	0- 0	1- 0	HOME	0- 2	0- 0	2- 0				
0- 3	0- 1	0- 0	AWAY	0- 1	0- 1	0- 0				
0- 2	0- 0	0- 0	NEUTRAL	0- 2	0- 0	0- 0				
3- 7	0- 1	1- 0	NON-CONFERENCE	0- 5	0- 1	2- 0				
3- 2	0- 0	1- 0	HOME	0- 2	0- 0	2- 0				
0- 3	0- 1	0- 0	AWAY	0- 1	0- 1	0- 0				
0- 2	0- 0	0- 0	NEUTRAL	0- 2	0- 0	0- 0				
0- 0	0- 0	0- 0	CONFERENCE	0- 0	0- 0	0- 0				
0- 0	0- 0	0- 0	HOME	0- 0	0- 0	0- 0				
0- 0	0- 0	0- 0	AWAY	0- 0	0- 0	0- 0				
0- 0	0- 0	0- 0	NEUTRAL	0- 0	0- 0	0- 0				

RPI 1-25				RPI 26-50				RPI 51-100				RPI 101+				Team's RPI: 169	
RPI	S	Opponent	Score	RPI	S	Opponent	Score	RPI	S	Opponent	Score	RPI	S	Opponent	Score		
15	A	South Dakota	56 72	34	H	Saint Louis	83 58	54	H	UNI	73 78	124	A	UMKC	56 59		
								59	A	Green Bay	64 72	204	H	Western Ill.	97 89		
								66	N	North Carolina	69 82	269	H	SIUE	68 51		
								80	H	Nebraska	85 90						
								96	N	New Mexico	68 71						
LAST 10 Division I																	
		124	A	UMKC	56 59			34	H	Saint Louis	83 58						
		59	A	Green Bay	64 72			66	N	North Carolina	69 82						
		54	H	UNI	73 78			96	N	New Mexico	68 71						
		80	H	Nebraska	85 90			269	H	SIUE	68 51						
		204	H	Western Ill.	97 89			15	A	South Dakota	56 72						

Non-Div I Games:

Missouri

■ Loss,
 ■ Non-Conf,
 S Site,
 ■ Home
 ■ Away
 N Neutral

Average RPI Win:	96	WON-LOST	WINNING	LAST 10	STRENGTH OF	OPP. STRENGTH	TEAM	ADJ.	CONF.	ADJ CONF.
Average RPI Loss:	1	RECORD	PCT. RANK	GAMES	SCHEDULE	OF SCHEDULE	RPI	RPI	RPI	RPI
DIV. I ONLY	8- 1	21	8-1	3	31	2	2	4	4	
DIV. I NON-CONF.	8- 1	21	8-1	3	31	2	2	4	4	
TOTALS	RPI 1-25	RPI 26-50	W-L RECORDS	RPI 51-100	RPI 101-150	RPI 150+				
8- 1	1- 1	1- 0	OVERALL	2- 0	3- 0	1- 0				
4- 0	0- 0	0- 0	HOME	0- 0	3- 0	1- 0				
4- 1	1- 1	1- 0	AWAY	2- 0	0- 0	0- 0				
0- 0	0- 0	0- 0	NEUTRAL	0- 0	0- 0	0- 0				
8- 1	1- 1	1- 0	NON-CONFERENCE	2- 0	3- 0	1- 0				
4- 0	0- 0	0- 0	HOME	0- 0	3- 0	1- 0				
4- 1	1- 1	1- 0	AWAY	2- 0	0- 0	0- 0				
0- 0	0- 0	0- 0	NEUTRAL	0- 0	0- 0	0- 0				
0- 0	0- 0	0- 0	CONFERENCE	0- 0	0- 0	0- 0				
0- 0	0- 0	0- 0	HOME	0- 0	0- 0	0- 0				
0- 0	0- 0	0- 0	AWAY	0- 0	0- 0	0- 0				
0- 0	0- 0	0- 0	NEUTRAL	0- 0	0- 0	0- 0				

RPI 1-25				RPI 26-50				RPI 51-100				RPI 101+			
RPI	S	Opponent	Score	RPI	S	Opponent	Score	RPI	S	Opponent	Score	RPI	S	Opponent	Score
1	A	Oregon St.	69 80	42	A	Minnesota	77 69	51	A	Oklahoma	96 90	121	H	Santa Clara	71 64
15	A	South Dakota	74 66					72	A	Boise St.	72 69	124	H	UMKC	83 58
												132	H	Wichita St.	68 55
												213	H	A&M-Corpus Christi	79 51
LAST 10 Division I															
132	H	Wichita St.	68 55	124	H	UMKC	83 58								
72	A	Boise St.	72 69	15	A	South Dakota	74 66								
213	H	A&M-Corpus Christi	79 51	121	H	Santa Clara	71 64								
42	A	Minnesota	77 69	1	A	Oregon St.	69 80								
				51	A	Oklahoma	96 90								

Non-Div I Games:

Missouri St.

Average RPI Win:	285	WON-LOST	WINNING	LAST 10	STRENGTH OF	OPP. STRENGTH	TEAM	ADJ.	CONF.	ADJ CONF.
Average RPI Loss:	93	RECORD	PCT. RANK	GAMES	SCHEDULE	OF SCHEDULE	RPI	RPI	RPI	RPI
DIV. I ONLY	2- 5	253	2-5	25	280	158	158	20	20	
DIV. I NON-CONF.	2- 5	253	2-5	24	281	157	157	20	20	
TOTALS	RPI 1-25	RPI 26-50	W-L RECORDS	RPI 51-100	RPI 101-150	RPI 150+				
2- 5	0- 1	0- 0	OVERALL	0- 2	0- 1	2- 1				
1- 1	0- 0	0- 0	HOME	0- 1	0- 0	1- 0				
0- 4	0- 1	0- 0	AWAY	0- 1	0- 1	0- 1				
1- 0	0- 0	0- 0	NEUTRAL	0- 0	0- 0	1- 0				
2- 5	0- 1	0- 0	NON-CONFERENCE	0- 2	0- 1	2- 1				
1- 1	0- 0	0- 0	HOME	0- 1	0- 0	1- 0				
0- 4	0- 1	0- 0	AWAY	0- 1	0- 1	0- 1				
1- 0	0- 0	0- 0	NEUTRAL	0- 0	0- 0	1- 0				
0- 0	0- 0	0- 0	CONFERENCE	0- 0	0- 0	0- 0				
0- 0	0- 0	0- 0	HOME	0- 0	0- 0	0- 0				
0- 0	0- 0	0- 0	AWAY	0- 0	0- 0	0- 0				
0- 0	0- 0	0- 0	NEUTRAL	0- 0	0- 0	0- 0				

RPI	S	Opponent	Score	RPI	S	Opponent	Score	RPI	S	Opponent	Score	RPI	S	Opponent	Score	Team's RPI: 158
9	A	Princeton	40 52					57	H	Providence	52 68	128	A	Bucknell	37 71	
								60	A	Arizona	34 86	212	A	San Diego	49 57	
												232	H	Lafayette	52 44	
												337	N	Purdue Fort Wayne	60 46	
LAST 10 Division I																
232	H	Lafayette	52 44	337	N	Purdue Fort Wayne	60 46	212	A	San Diego	49 57	9	A	Princeton	40 52	
60	A	Arizona	34 86	57	H	Providence	52 68	128	A	Bucknell	37 71					

Non-Div I Games:

Monmouth

Montana

Through Games Of Dec. 12, 2019

Average RPI Win:	289	WON-LOST	WINNING	LAST 10	STRENGTH OF	OPP. STRENGTH	TEAM	ADJ.	CONF.	ADJ CONF.
Average RPI Loss:	115	RECORD	PCT. RANK	GAMES	SCHEDULE	OF SCHEDULE	RPI	RPI	RPI	RPI
DIV. I ONLY	3- 3	163	3-3	225	265	226	226	18	18	
DIV. I NON-CONF.	3- 3	162	3-3	224	266	226	226	18	18	
TOTALS	RPI 1-25	RPI 26-50	W-L RECORDS	RPI 51-100	RPI 101-150	RPI 150+				
3- 3	0- 0	0- 0	OVERALL	0- 1	0- 1	3- 1				
1- 2	0- 0	0- 0	HOME	0- 1	0- 0	1- 1				
2- 0	0- 0	0- 0	AWAY	0- 0	0- 0	2- 0				
0- 1	0- 0	0- 0	NEUTRAL	0- 0	0- 1	0- 0				
3- 3	0- 0	0- 0	NON-CONFERENCE	0- 1	0- 1	3- 1				
1- 2	0- 0	0- 0	HOME	0- 1	0- 0	1- 1				
2- 0	0- 0	0- 0	AWAY	0- 0	0- 0	2- 0				
0- 1	0- 0	0- 0	NEUTRAL	0- 0	0- 1	0- 0				
0- 0	0- 0	0- 0	CONFERENCE	0- 0	0- 0	0- 0				
0- 0	0- 0	0- 0	HOME	0- 0	0- 0	0- 0				
0- 0	0- 0	0- 0	AWAY	0- 0	0- 0	0- 0				
0- 0	0- 0	0- 0	NEUTRAL	0- 0	0- 0	0- 0				

RPI S	Opponent	Score	RPI S	Opponent	Score	RPI S	Opponent	Score	RPI S	Opponent	Score	Team's RPI: 226
						60 H	Arizona	42 77	121 N	Santa Clara	58 68	
									164 H	Fresno St.	63 76	
									239 A	Cal St. Fullerton	71 69	
									287 H	Grand Canyon	72 67	
									341 A	Utah Valley	63 52	
LAST 10 Division I												
			341 A	Utah Valley	63 52	164 H	Fresno St.	63 76				
			239 A	Cal St. Fullerton	71 69							
			121 N	Santa Clara	58 68							
			60 H	Arizona	42 77							
			287 H	Grand Canyon	72 67							

Non-Div I Games: Mont. St.-Northern 98 45

Montana

Loss, Non-Conf, S Site, H Home A Away N Neutral

Average RPI Win:	308	WON-LOST	WINNING	LAST 10	STRENGTH OF	OPP. STRENGTH	TEAM	ADJ.	CONF.	ADJ CONF.
Average RPI Loss:	38	RECORD	PCT. RANK	GAMES	SCHEDULE	OF SCHEDULE	RPI	RPI	RPI	RPI
DIV. I ONLY	2- 3	215	2-3	38	252	116	116	18	18	
DIV. I NON-CONF.	2- 3	217	2-3	37	252	116	116	18	18	
TOTALS	RPI 1-25	RPI 26-50	W-L RECORDS	RPI 51-100	RPI 101-150	RPI 150+				
2- 3	0- 1	0- 1	OVERALL	0- 1	0- 0	2- 0				
1- 1	0- 1	0- 0	HOME	0- 0	0- 0	1- 0				
1- 2	0- 0	0- 1	AWAY	0- 1	0- 0	1- 0				
0- 0	0- 0	0- 0	NEUTRAL	0- 0	0- 0	0- 0				
2- 3	0- 1	0- 1	NON-CONFERENCE	0- 1	0- 0	2- 0				
1- 1	0- 1	0- 0	HOME	0- 0	0- 0	1- 0				
1- 2	0- 0	0- 1	AWAY	0- 1	0- 0	1- 0				
0- 0	0- 0	0- 0	NEUTRAL	0- 0	0- 0	0- 0				
0- 0	0- 0	0- 0	CONFERENCE	0- 0	0- 0	0- 0				
0- 0	0- 0	0- 0	HOME	0- 0	0- 0	0- 0				
0- 0	0- 0	0- 0	AWAY	0- 0	0- 0	0- 0				
0- 0	0- 0	0- 0	NEUTRAL	0- 0	0- 0	0- 0				

RPI 1-25				RPI 26-50				RPI 51-100				RPI 101+ Team's RPI: 116			
RPI	S	Opponent	Score	RPI	S	Opponent	Score	RPI	S	Opponent	Score	RPI	S	Opponent	Score
7	H	Gonzaga	55 70	42	A	Minnesota	60 71	64	A	South Dakota St.	50 60	272	H	UC Davis	77 65
												343	A	Seattle U	73 65
LAST 10 Division I															
				272	H	UC Davis	77 65	7	H	Gonzaga	55 70				
								343	A	Seattle U	73 65				
								42	A	Minnesota	60 71				
								64	A	South Dakota St.	50 60				

Non-Div I Games: Carroll (MT) 67 33 Mont. St.-Northern 93 34

Montana St.

Average RPI Win:	217	WON-LOST	WINNING	LAST 10	STRENGTH OF	OPP. STRENGTH	TEAM	ADJ.	CONF.	ADJ CONF.
Average RPI Loss:	115	RECORD	PCT. RANK	GAMES	SCHEDULE	OF SCHEDULE	RPI	RPI	RPI	RPI
DIV. I ONLY	2- 5	253	2-5	258	128	298	298	22	22	
DIV. I NON-CONF.	2- 5	253	2-5	257	129	298	298	22	22	
TOTALS	RPI 1-25	RPI 26-50	W-L RECORDS	RPI 51-100	RPI 101-150	RPI 150+				
2- 5	0- 0	0- 1	OVERALL	0- 1	0- 1	2- 2				
2- 2	0- 0	0- 0	HOME	0- 1	0- 0	2- 1				
0- 3	0- 0	0- 1	AWAY	0- 0	0- 1	0- 1				
0- 0	0- 0	0- 0	NEUTRAL	0- 0	0- 0	0- 0				
2- 5	0- 0	0- 1	NON-CONFERENCE	0- 1	0- 1	2- 2				
2- 2	0- 0	0- 0	HOME	0- 1	0- 0	2- 1				
0- 3	0- 0	0- 1	AWAY	0- 0	0- 1	0- 1				
0- 0	0- 0	0- 0	NEUTRAL	0- 0	0- 0	0- 0				
0- 0	0- 0	0- 0	CONFERENCE	0- 0	0- 0	0- 0				
0- 0	0- 0	0- 0	HOME	0- 0	0- 0	0- 0				
0- 0	0- 0	0- 0	AWAY	0- 0	0- 0	0- 0				
0- 0	0- 0	0- 0	NEUTRAL	0- 0	0- 0	0- 0				

RPI S	Opponent	Score	RPI S	Opponent	Score	RPI S	Opponent	Score	RPI S	Opponent	Score	Team's RPI: 298
40	A Kentucky	54 79	83	H N.C. A&T	56 74	109	A Bowling Green	65 79	155	A Dayton	41 58	
						188	H Saint Francis (PA)	65 54	189	H Stetson	55 58	
						246	H Radford	73 62				
LAST 10 Division I												
155	A Dayton	41 58	188	H Saint Francis (PA)	65 54							
246	H Radford	73 62	189	H Stetson	55 58							
83	H N.C. A&T	56 74	109	A Bowling Green	65 79							
40	A Kentucky	54 79										

Non-Div I Games: Midway 107 55

Morehead St.

Average RPI Win:	318	WON-LOST	WINNING	LAST 10	STRENGTH OF	OPP. STRENGTH	TEAM	ADJ.	CONF.	ADJ CONF.
Average RPI Loss:	181	RECORD	PCT. RANK	GAMES	SCHEDULE	OF SCHEDULE	RPI	RPI	RPI	RPI
DIV. I ONLY	1- 6	309	1-6	130	338	255	255	31	31	
DIV. I NON-CONF.	1- 6	308	1-6	129	338	256	256	31	31	
TOTALS	RPI 1-25	RPI 26-50	W-L RECORDS	RPI 51-100	RPI 101-150	RPI 150+				
1- 6	0- 0	0- 2	OVERALL	0- 1	0- 0	1- 3				
0- 0	0- 0	0- 0	HOME	0- 0	0- 0	0- 0				
1- 6	0- 0	0- 2	AWAY	0- 1	0- 0	1- 3				
0- 0	0- 0	0- 0	NEUTRAL	0- 0	0- 0	0- 0				
1- 6	0- 0	0- 2	NON-CONFERENCE	0- 1	0- 0	1- 3				
0- 0	0- 0	0- 0	HOME	0- 0	0- 0	0- 0				
1- 6	0- 0	0- 2	AWAY	0- 1	0- 0	1- 3				
0- 0	0- 0	0- 0	NEUTRAL	0- 0	0- 0	0- 0				
0- 0	0- 0	0- 0	CONFERENCE	0- 0	0- 0	0- 0				
0- 0	0- 0	0- 0	HOME	0- 0	0- 0	0- 0				
0- 0	0- 0	0- 0	AWAY	0- 0	0- 0	0- 0				
0- 0	0- 0	0- 0	NEUTRAL	0- 0	0- 0	0- 0				

RPI 1-25				RPI 26-50				RPI 51-100				RPI 101+ Team's RPI: 255			
RPI	S	Opponent	Score	RPI	S	Opponent	Score	RPI	S	Opponent	Score	RPI	S	Opponent	Score
				36	A	Michigan	48 80	80	A	Nebraska	55 78	276	A	Omaha	64 70
				48	A	Marquette	48 70					311	A	Saint Peter's	77 78
												318	A	Marshall	57 52
												335	A	Hofstra	39 51
LAST 10 Division I															
				311	A	Saint Peter's	77 78	335	A	Hofstra	39 51				
				318	A	Marshall	57 52	36	A	Michigan	48 80				
				276	A	Omaha	64 70								
				80	A	Nebraska	55 78								
				48	A	Marquette	48 70								

Non-Div I Games: Washington Adventis84 52 Notre Dame (MD) 113 34

Morgan St.

Loss, Non-Conf, S Site, H Home A Away N Neutral

Average RPI Win:	289	WON-LOST	WINNING	LAST 10	STRENGTH OF	OPP. STRENGTH	TEAM	ADJ.	CONF.	ADJ CONF.
Average RPI Loss:	103	RECORD	PCT. RANK	GAMES	SCHEDULE	OF SCHEDULE	RPI	RPI	RPI	RPI
DIV. I ONLY	3- 4	201	3-4	179	255	205	205	29	29	
DIV. I NON-CONF.	3- 4	201	3-4	177	255	204	204	29	29	
TOTALS	RPI 1-25	RPI 26-50	W-L RECORDS	RPI 51-100	RPI 101-150	RPI 150+				
3- 4	0- 1	0- 1	OVERALL	0- 0	0- 1	3- 1				
2- 1	0- 0	0- 0	HOME	0- 0	0- 1	2- 0				
1- 3	0- 1	0- 1	AWAY	0- 0	0- 0	1- 1				
0- 0	0- 0	0- 0	NEUTRAL	0- 0	0- 0	0- 0				
3- 4	0- 1	0- 1	NON-CONFERENCE	0- 0	0- 1	3- 1				
2- 1	0- 0	0- 0	HOME	0- 0	0- 1	2- 0				
1- 3	0- 1	0- 1	AWAY	0- 0	0- 0	1- 1				
0- 0	0- 0	0- 0	NEUTRAL	0- 0	0- 0	0- 0				
0- 0	0- 0	0- 0	CONFERENCE	0- 0	0- 0	0- 0				
0- 0	0- 0	0- 0	HOME	0- 0	0- 0	0- 0				
0- 0	0- 0	0- 0	AWAY	0- 0	0- 0	0- 0				
0- 0	0- 0	0- 0	NEUTRAL	0- 0	0- 0	0- 0				

RPI 1-25				RPI 26-50				RPI 51-100				RPI 101+ Team's RPI: 205			
RPI	S	Opponent	Score	RPI	S	Opponent	Score	RPI	S	Opponent	Score	RPI	S	Opponent	Score
13	A	Indiana	52 75	40	A	Kentucky	44 67					101	H	Lehigh	65 66
												246	A	Radford	75 58
												256	A	Towson	57 73
												289	H	Loyola Maryland	81 75
												331	H	UMBC	71 61
LAST 10 Division I															
13	A	Indiana	52 75	101	H	Lehigh	65 66								
40	A	Kentucky	44 67	289	H	Loyola Maryland	81 75								
				246	A	Radford	75 58								
				331	H	UMBC	71 61								
				256	A	Towson	57 73								

Non-Div I Games: Frostburg St. 94 40

Mt. St. Mary's

Average RPI Win:	288	WON-LOST	WINNING	LAST 10	STRENGTH OF	OPP. STRENGTH	TEAM	ADJ.	CONF.	ADJ CONF.
Average RPI Loss:	8	RECORD	PCT. RANK	GAMES	SCHEDULE	OF SCHEDULE	RPI	RPI	RPI	RPI
DIV. I ONLY	5- 2	72	5-2	299	72	108	108	22	22	
DIV. I NON-CONF.	5- 2	73	5-2	299	72	108	108	22	22	
TOTALS	RPI 1-25	RPI 26-50	W-L RECORDS	RPI 51-100	RPI 101-150	RPI 150+				
5- 2	0- 2	0- 0	OVERALL	0- 0	0- 0	5- 0				
2- 0	0- 0	0- 0	HOME	0- 0	0- 0	2- 0				
3- 2	0- 2	0- 0	AWAY	0- 0	0- 0	3- 0				
0- 0	0- 0	0- 0	NEUTRAL	0- 0	0- 0	0- 0				
5- 2	0- 2	0- 0	NON-CONFERENCE	0- 0	0- 0	5- 0				
2- 0	0- 0	0- 0	HOME	0- 0	0- 0	2- 0				
3- 2	0- 2	0- 0	AWAY	0- 0	0- 0	3- 0				
0- 0	0- 0	0- 0	NEUTRAL	0- 0	0- 0	0- 0				
0- 0	0- 0	0- 0	CONFERENCE	0- 0	0- 0	0- 0				
0- 0	0- 0	0- 0	HOME	0- 0	0- 0	0- 0				
0- 0	0- 0	0- 0	AWAY	0- 0	0- 0	0- 0				
0- 0	0- 0	0- 0	NEUTRAL	0- 0	0- 0	0- 0				

RPI 1-25				RPI 26-50				RPI 51-100				RPI 101+ Team's RPI: 108			
RPI	S	Opponent	Score	RPI	S	Opponent	Score	RPI	S	Opponent	Score	RPI	S	Opponent	Score
5	A	Louisville	40 76									219	H	Indiana St.	70 62
11	A	Mississippi St.	43 124									261	H	Arkansas St.	77 62
												305	A	Lipscomb	67 57
												321	A	Evansville	61 59
												334	A	Mississippi Val.	72 66
LAST 10 Division I															
				219	H	Indiana St.	70 62	305	A	Lipscomb	67 57				
				321	A	Evansville	61 59	11	A	Mississippi St.	43 124				
				261	H	Arkansas St.	77 62	334	A	Mississippi Val.	72 66				
								5	A	Louisville	40 76				

Non-Div I Games: Christian Bros. 95 59

Murray St.

Average RPI Win:	237	WON-LOST	WINNING	LAST 10	STRENGTH OF	OPP. STRENGTH	TEAM	ADJ.	CONF.	ADJ CONF.
Average RPI Loss:	39	RECORD	PCT. RANK	GAMES	SCHEDULE	OF SCHEDULE	RPI	RPI	RPI	RPI
DIV. I ONLY	4- 3	131	4-3	117	88	83	83	31	31	
DIV. I NON-CONF.	4- 3	131	4-3	117	86	83	83	31	31	
TOTALS	RPI 1-25	RPI 26-50	W-L RECORDS	RPI 51-100	RPI 101-150	RPI 150+				
4- 3	0- 1	0- 1	OVERALL	0- 1	1- 0	3- 0				
2- 0	0- 0	0- 0	HOME	0- 0	1- 0	1- 0				
1- 2	0- 1	0- 0	AWAY	0- 1	0- 0	1- 0				
1- 1	0- 0	0- 1	NEUTRAL	0- 0	0- 0	1- 0				
4- 3	0- 1	0- 1	NON-CONFERENCE	0- 1	1- 0	3- 0				
2- 0	0- 0	0- 0	HOME	0- 0	1- 0	1- 0				
1- 2	0- 1	0- 0	AWAY	0- 1	0- 0	1- 0				
1- 1	0- 0	0- 1	NEUTRAL	0- 0	0- 0	1- 0				
0- 0	0- 0	0- 0	CONFERENCE	0- 0	0- 0	0- 0				
0- 0	0- 0	0- 0	HOME	0- 0	0- 0	0- 0				
0- 0	0- 0	0- 0	AWAY	0- 0	0- 0	0- 0				
0- 0	0- 0	0- 0	NEUTRAL	0- 0	0- 0	0- 0				

RPI 1-25				RPI 26-50				RPI 51-100 Team's RPI: 83				RPI 101+			
RPI	S	Opponent	Score	RPI	S	Opponent	Score	RPI	S	Opponent	Score	RPI	S	Opponent	Score
16	A	NC State	44 80	50	N	Miami (FL)	67 68	52	A	Georgia	54 72	126	H	UNC Greensboro	57 48
												261	N	Arkansas St.	55 50
												264	H	ETSU	80 69
												298	A	Morehead St.	74 56
LAST 10 Division I															
				298	A	Morehead St.	74 56	126	H	UNC Greensboro	57 48				
				261	N	Arkansas St.	55 50	16	A	NC State	44 80				
				50	N	Miami (FL)	67 68								
				264	H	ETSU	80 69								
				52	A	Georgia	54 72								

Non-Div I Games: Saint Augustine's 75 44 Johnson & Wales (NC121 61

N.C. A&T

N.C. Central

Through Games Of Dec. 12, 2019

Average RPI Win:	152	WON-LOST	WINNING	LAST 10	STRENGTH OF	OPP. STRENGTH	TEAM	ADJ.	CONF.	ADJ CONF.
Average RPI Loss:	212	RECORD	PCT. RANK	GAMES	SCHEDULE	OF SCHEDULE	RPI	RPI	RPI	RPI
DIV. I ONLY	1- 8	323	1-8	200	321	329	329	31	31	
DIV. I NON-CONF.	1- 8	323	1-8	200	322	329	329	31	31	
TOTALS	RPI 1-25	RPI 26-50	W-L RECORDS	RPI 51-100	RPI 101-150	RPI 150+				
1- 8	0- 0	0- 0	OVERALL	0- 3	0- 0	1- 5				
1- 3	0- 0	0- 0	HOME	0- 0	0- 0	1- 3				
0- 4	0- 0	0- 0	AWAY	0- 3	0- 0	0- 1				
0- 1	0- 0	0- 0	NEUTRAL	0- 0	0- 0	0- 1				
1- 8	0- 0	0- 0	NON-CONFERENCE	0- 3	0- 0	1- 5				
1- 3	0- 0	0- 0	HOME	0- 0	0- 0	1- 3				
0- 4	0- 0	0- 0	AWAY	0- 3	0- 0	0- 1				
0- 1	0- 0	0- 0	NEUTRAL	0- 0	0- 0	0- 1				
0- 0	0- 0	0- 0	CONFERENCE	0- 0	0- 0	0- 0				
0- 0	0- 0	0- 0	HOME	0- 0	0- 0	0- 0				
0- 0	0- 0	0- 0	AWAY	0- 0	0- 0	0- 0				
0- 0	0- 0	0- 0	NEUTRAL	0- 0	0- 0	0- 0				

RPI 1-25			RPI 26-50			RPI 51-100			RPI 101+			Team's RPI: 329
RPI	S	Opponent	Score	RPI	S	Opponent	Score	RPI	S	Opponent	Score	
						61 A California	69 90	152 H Campbell		67 64		
						62 A CSU Bakersfield	71 80	267 N Penn St.		68 92		
						66 A North Carolina	53 92	300 H High Point		58 78		
								301 H FIU		58 59		
								302 A Col. of Charleston		78 85		
								333 H Winthrop		46 56		
LAST 10 Division I												
61	A	California	69	90	66	A	North Carolina	53	92			
300	H	High Point	58	78	301	H	FIU	58	59			
152	H	Campbell	67	64	62	A	CSU Bakersfield	71	80			
302	A	Col. of Charleston	78	85	267	N	Penn St.	68	92			
333	H	Winthrop	46	56								

Non-Div I Games:

N.C. Central

Loss, Non-Conf, S Site, H Home A Away N Neutral

Average RPI Win:	150	WON-LOST	WINNING	LAST 10	STRENGTH OF	OPP. STRENGTH	TEAM	ADJ.	CONF.	ADJ CONF.
Average RPI Loss:	0	RECORD	PCT. RANK	GAMES	SCHEDULE	OF SCHEDULE	RPI	RPI	RPI	RPI
DIV. I ONLY	9- 0	1	9-0	139	28	16	16	3	3	
DIV. I NON-CONF.	9- 0	1	9-0	139	28	16	16	3	3	
TOTALS	RPI 1-25	RPI 26-50	W-L RECORDS	RPI 51-100	RPI 101-150	RPI 150+				
9- 0	0- 0	1- 0	OVERALL	1- 0	3- 0	4- 0				
5- 0	0- 0	1- 0	HOME	1- 0	0- 0	3- 0				
2- 0	0- 0	0- 0	AWAY	0- 0	1- 0	1- 0				
2- 0	0- 0	0- 0	NEUTRAL	0- 0	2- 0	0- 0				
9- 0	0- 0	1- 0	NON-CONFERENCE	1- 0	3- 0	4- 0				
5- 0	0- 0	1- 0	HOME	1- 0	0- 0	3- 0				
2- 0	0- 0	0- 0	AWAY	0- 0	1- 0	1- 0				
2- 0	0- 0	0- 0	NEUTRAL	0- 0	2- 0	0- 0				
0- 0	0- 0	0- 0	CONFERENCE	0- 0	0- 0	0- 0				
0- 0	0- 0	0- 0	HOME	0- 0	0- 0	0- 0				
0- 0	0- 0	0- 0	AWAY	0- 0	0- 0	0- 0				
0- 0	0- 0	0- 0	NEUTRAL	0- 0	0- 0	0- 0				

RPI S	Opponent	Score	RPI S	Opponent	Score	RPI S	Opponent	Score	RPI S	Opponent	Score
41	H Maryland	66 59	83	H N.C. A&T	80 44	129	N Texas	84 73	134	N North Texas	76 65
						140	A Saint Mary's (CA)	87 70	154	H Lamar University	81 40
						159	A Hawaii	68 59	237	H Maine	62 34
						275	H UNCW	80 40			
LAST 10 Division I											
237	H Maine	62 34	41	H Maryland	66 59	134	N North Texas	76 65	159	A Hawaii	68 59
154	H Lamar University	81 40	129	N Texas	84 73	140	A Saint Mary's (CA)	87 70			
275	H UNCW	80 40									
83	H N.C. A&T	80 44									

Non-Div I Games:

NC State

Average RPI Win:	278	WON-LOST	WINNING	LAST 10	STRENGTH OF	OPP. STRENGTH	TEAM	ADJ.	CONF.	ADJ CONF.
Average RPI Loss:	165	RECORD	PCT. RANK	GAMES	SCHEDULE	OF SCHEDULE	RPI	RPI	RPI	RPI
DIV. I ONLY	3- 7	244	3-7	260	274	297	297	16	16	
DIV. I NON-CONF.	3- 7	246	3-7	259	274	297	297	16	16	
TOTALS	RPI 1-25	RPI 26-50	W-L RECORDS	RPI 51-100	RPI 101-150	RPI 150+				
3- 7	0- 0	0- 1	OVERALL	0- 2	0- 1	3- 3				
2- 3	0- 0	0- 0	HOME	0- 2	0- 0	2- 1				
1- 4	0- 0	0- 1	AWAY	0- 0	0- 1	1- 2				
0- 0	0- 0	0- 0	NEUTRAL	0- 0	0- 0	0- 0				
3- 7	0- 0	0- 1	NON-CONFERENCE	0- 2	0- 1	3- 3				
2- 3	0- 0	0- 0	HOME	0- 2	0- 0	2- 1				
1- 4	0- 0	0- 1	AWAY	0- 0	0- 1	1- 2				
0- 0	0- 0	0- 0	NEUTRAL	0- 0	0- 0	0- 0				
0- 0	0- 0	0- 0	CONFERENCE	0- 0	0- 0	0- 0				
0- 0	0- 0	0- 0	HOME	0- 0	0- 0	0- 0				
0- 0	0- 0	0- 0	AWAY	0- 0	0- 0	0- 0				
0- 0	0- 0	0- 0	NEUTRAL	0- 0	0- 0	0- 0				

RPI S	Opponent	Score	RPI S	Opponent	Score	RPI S	Opponent	Score	RPI S	Opponent	Score	Team's RPI: 297
44	A Colorado	57 80	65	H Colgate	52 79	130	A Cornell	44 68	195	A Wagner	59 61	
			92	H Penn	51 85	247	H St. Francis Brooklyn	88 69	277	A Hartford	61 52	
						288	A Air Force	48 68	311	H Saint Peter's	76 73	
						339	H Fairleigh Dickinson	59 68				
LAST 10 Division I												
339	H Fairleigh Dickinson	59 68	277	A Hartford	61 52							
92	H Penn	51 85	311	H Saint Peter's	76 73							
44	A Colorado	57 80	247	H St. Francis Brooklyn	88 69							
288	A Air Force	48 68	195	A Wagner	59 61							
65	H Colgate	52 79	130	A Cornell	44 68							

Non-Div I Games:

NJIT

Average RPI Win:	201	WON-LOST	WINNING	LAST 10	STRENGTH OF	OPP. STRENGTH	TEAM	ADJ.	CONF.	ADJ CONF.
Average RPI Loss:	195	RECORD	PCT. RANK	GAMES	SCHEDULE	OF SCHEDULE	RPI	RPI	RPI	RPI
DIV. I ONLY	4- 4	163	4-4	251	175	180	180	14	14	
DIV. I NON-CONF.	4- 4	162	4-4	249	172	178	178	14	14	
TOTALS	RPI 1-25	RPI 26-50	W-L RECORDS	RPI 51-100	RPI 101-150	RPI 150+				
4- 4	0- 0	0- 0	OVERALL	0- 1	1- 0	3- 3				
3- 0	0- 0	0- 0	HOME	0- 0	1- 0	2- 0				
1- 4	0- 0	0- 0	AWAY	0- 1	0- 0	1- 3				
0- 0	0- 0	0- 0	NEUTRAL	0- 0	0- 0	0- 0				
4- 4	0- 0	0- 0	NON-CONFERENCE	0- 1	1- 0	3- 3				
3- 0	0- 0	0- 0	HOME	0- 0	1- 0	2- 0				
1- 4	0- 0	0- 0	AWAY	0- 1	0- 0	1- 3				
0- 0	0- 0	0- 0	NEUTRAL	0- 0	0- 0	0- 0				
0- 0	0- 0	0- 0	CONFERENCE	0- 0	0- 0	0- 0				
0- 0	0- 0	0- 0	HOME	0- 0	0- 0	0- 0				
0- 0	0- 0	0- 0	AWAY	0- 0	0- 0	0- 0				
0- 0	0- 0	0- 0	NEUTRAL	0- 0	0- 0	0- 0				

RPI 1-25				RPI 26-50				RPI 51-100				RPI 101+				Team's RPI: 180	
RPI	S	Opponent	Score	RPI	S	Opponent	Score	RPI	S	Opponent	Score	RPI	S	Opponent	Score		
								66	A	North Carolina	40	80	138	H	La Salle	61	46
													187	A	Clemson	65	52
													190	H	Kennesaw St.	82	62
													227	A	Fairfield	52	66
													237	A	Maine	41	46
													250	A	Vermont	56	64
													288	H	Air Force	67	59
LAST 10 Division I																	
				227	A	Fairfield	52	66	138	H	La Salle	61	46				
				66	A	North Carolina	40	80	190	H	Kennesaw St.	82	62				
				187	A	Clemson	65	52	288	H	Air Force	67	59				
									237	A	Maine	41	46				
									250	A	Vermont	56	64				

Non-Div I Games: Stevenson 70 36

Navy

Nebraska

Through Games Of Dec. 12, 2019

Average RPI Win:	185	WON-LOST	WINNING	LAST 10	STRENGTH OF	OPP. STRENGTH	TEAM	ADJ.	CONF.	ADJ CONF.
Average RPI Loss:	8	RECORD	PCT. RANK	GAMES	SCHEDULE	OF SCHEDULE	RPI	RPI	RPI	RPI
DIV. I ONLY	8- 1	21	8-1	269	11	80	80	2	2	
DIV. I NON-CONF.	8- 1	21	8-1	268	11	80	80	2	2	
TOTALS	RPI 1-25	RPI 26-50	W-L RECORDS	RPI 51-100	RPI 101-150	RPI 150+				
8- 1	1- 1	0- 0	OVERALL	1- 0	0- 0	6- 0				
5- 1	1- 1	0- 0	HOME	0- 0	0- 0	4- 0				
1- 0	0- 0	0- 0	AWAY	0- 0	0- 0	1- 0				
2- 0	0- 0	0- 0	NEUTRAL	1- 0	0- 0	1- 0				
8- 1	1- 1	0- 0	NON-CONFERENCE	1- 0	0- 0	6- 0				
5- 1	1- 1	0- 0	HOME	0- 0	0- 0	4- 0				
1- 0	0- 0	0- 0	AWAY	0- 0	0- 0	1- 0				
2- 0	0- 0	0- 0	NEUTRAL	1- 0	0- 0	1- 0				
0- 0	0- 0	0- 0	CONFERENCE	0- 0	0- 0	0- 0				
0- 0	0- 0	0- 0	HOME	0- 0	0- 0	0- 0				
0- 0	0- 0	0- 0	AWAY	0- 0	0- 0	0- 0				
0- 0	0- 0	0- 0	NEUTRAL	0- 0	0- 0	0- 0				

RPI 1-25				RPI 26-50				RPI 51-100 Team's RPI: 80				RPI 101+			
RPI	S	Opponent	Score	RPI	S	Opponent	Score	RPI	S	Opponent	Score	RPI	S	Opponent	Score
8	H	Creighton	74 79					76	N	Southern California	67 54	169	A	Missouri	90 85
22	H	Duke	83 79									196	H	Alabama A&M	68 46
												215	H	Southern U.	73 39
												255	H	Morgan St.	78 55
												269	H	SIUE	63 49
												280	N	Sacred Heart	72 49
LAST 10 Division I															
22	H	Duke	83 79	8	H	Creighton	74 79	215	H	Southern U.	73 39				
280	N	Sacred Heart	72 49	269	H	SIUE	63 49	255	H	Morgan St.	78 55				
76	N	Southern California	67 54	169	A	Missouri	90 85								
196	H	Alabama A&M	68 46												

Non-Div I Games:

Nebraska

■ Loss,
 ■ Non-Conf, S Site,
 ■ Home
 ■ Away
 N Neutral

Average RPI Win: 289		WON-LOST	WINNING	LAST 10	STRENGTH OF	OPP. STRENGTH	TEAM	ADJ.	CONF.	ADJ CONF.
Average RPI Loss: 202		RECORD	PCT. RANK	GAMES	SCHEDULE	OF SCHEDULE	RPI	RPI	RPI	RPI
DIV. I ONLY		4- 3	131	4-3	347	241	326	326	21	21
DIV. I NON-CONF.		4- 2	83	4-2	346	257	291	291	21	21
TOTALS		RPI 1-25	RPI 26-50	W-L RECORDS	RPI 51-100	RPI 101-150	RPI 150+			
4- 3	0- 0		0- 0	OVERALL	0- 0	1- 1	3- 2			
3- 2	0- 0		0- 0	HOME	0- 0	1- 1	2- 1			
1- 1	0- 0		0- 0	AWAY	0- 0	0- 0	1- 1			
0- 0	0- 0		0- 0	NEUTRAL	0- 0	0- 0	0- 0			
4- 2	0- 0		0- 0	NON-CONFERENCE	0- 0	1- 1	3- 1			
3- 1	0- 0		0- 0	HOME	0- 0	1- 1	2- 0			
1- 1	0- 0		0- 0	AWAY	0- 0	0- 0	1- 1			
0- 0	0- 0		0- 0	NEUTRAL	0- 0	0- 0	0- 0			
0- 1	0- 0		0- 0	CONFERENCE	0- 0	0- 0	0- 1			
0- 1	0- 0		0- 0	HOME	0- 0	0- 0	0- 1			
0- 0	0- 0		0- 0	AWAY	0- 0	0- 0	0- 0			
0- 0	0- 0		0- 0	NEUTRAL	0- 0	0- 0	0- 0			

RPI 1-25				RPI 26-50				RPI 51-100				RPI 101+				Team's RPI: 326	
RPI	S	Opponent	Score	RPI	S	Opponent	Score	RPI	S	Opponent	Score	RPI	S	Opponent	Score		
												140	H	Saint Mary's (CA)	78	72	
												142	H	SFA	65	80	
												175	A	Portland St.	75	80	
												288	H	Air Force	61	68	
												323	H	Chicago St.	80	60	
												341	A	Utah Valley	60	57	
												351	H	Sacramento St.	83	72	
LAST 10 Division I																	
				288	H	Air Force	61	68	341	A	Utah Valley	60	57				
				142	H	SFA	65	80	351	H	Sacramento St.	83	72				
				323	H	Chicago St.	80	60	140	H	Saint Mary's (CA)	78	72				
				175	A	Portland St.	75	80									

Non-Div I Games:	Stanislaus St.	80	62
------------------	----------------	----	----

Nevada

■ Loss, ■ Non-Conf, S Site, H Home A Away N Neutral

New Hampshire

Through Games Of Dec. 12, 2019

Average RPI Win:	329	WON-LOST	WINNING	LAST 10	STRENGTH OF	OPP. STRENGTH	TEAM	ADJ.	CONF.	ADJ CONF.
Average RPI Loss:	193	RECORD	PCT. RANK	GAMES	SCHEDULE	OF SCHEDULE	RPI	RPI	RPI	RPI
DIV. I ONLY	2- 6	277	2-6	331	243	338	338	27	27	
DIV. I NON-CONF.	2- 6	277	2-6	331	242	338	338	27	27	
TOTALS	RPI 1-25	RPI 26-50	W-L RECORDS	RPI 51-100	RPI 101-150	RPI 150+				
2- 6	0- 0	0- 1	OVERALL	0- 0	0- 1	2- 4				
1- 3	0- 0	0- 0	HOME	0- 0	0- 0	1- 3				
1- 3	0- 0	0- 1	AWAY	0- 0	0- 1	1- 1				
0- 0	0- 0	0- 0	NEUTRAL	0- 0	0- 0	0- 0				
2- 6	0- 0	0- 1	NON-CONFERENCE	0- 0	0- 1	2- 4				
1- 3	0- 0	0- 0	HOME	0- 0	0- 0	1- 3				
1- 3	0- 0	0- 1	AWAY	0- 0	0- 1	1- 1				
0- 0	0- 0	0- 0	NEUTRAL	0- 0	0- 0	0- 0				
0- 0	0- 0	0- 0	CONFERENCE	0- 0	0- 0	0- 0				
0- 0	0- 0	0- 0	HOME	0- 0	0- 0	0- 0				
0- 0	0- 0	0- 0	AWAY	0- 0	0- 0	0- 0				
0- 0	0- 0	0- 0	NEUTRAL	0- 0	0- 0	0- 0				

RPI 1-25			RPI 26-50			RPI 51-100			RPI 101+			Team's RPI: 338
RPI	S	Opponent	Score	RPI	S	Opponent	Score	RPI	S	Opponent	Score	
				29	A	Baylor	29 97					
								139	A	Merrimack	54 64	
								163	A	Massachusetts	65 67	
								216	H	Boston U.	64 78	
								283	H	North Dakota St.	61 67	
								315	A	Bryant	68 56	
								328	H	Brown	68 76	
								342	H	Central Conn. St.	70 59	
LAST 10 Division I												
283	H	North Dakota St.	61 67	342	H	Central Conn. St.	70 59					
328	H	Brown	68 76	163	A	Massachusetts	65 67					
139	A	Merrimack	54 64	29	A	Baylor	29 97					
216	H	Boston U.	64 78									
315	A	Bryant	68 56									

Non-Div I Games: Wheaton (MA) 89 44

New Hampshire

Loss, Non-Conf, S Site, H Home A Away N Neutral

Average RPI Win: 225		WON-LOST	WINNING	LAST 10	STRENGTH OF	OPP. STRENGTH	TEAM	ADJ.	CONF.	ADJ CONF.
Average RPI Loss: 84		RECORD	PCT. RANK	GAMES	SCHEDULE	OF SCHEDULE	RPI	RPI	RPI	RPI
DIV. I ONLY		6- 3	85	6-3	149	165	96	96	21	21
DIV. I NON-CONF.		6- 1	43	6-1	165	181	54	54	21	21
TOTALS	RPI 1-25	RPI 26-50		W-L RECORDS		RPI 51-100	RPI 101-150		RPI 150+	
6- 3	0- 0	0- 0		OVERALL		0- 2	1- 1		5- 0	
3- 1	0- 0	0- 0		HOME		0- 0	1- 1		2- 0	
2- 1	0- 0	0- 0		AWAY		0- 1	0- 0		2- 0	
1- 1	0- 0	0- 0		NEUTRAL		0- 1	0- 0		1- 0	
6- 1	0- 0	0- 0		NON-CONFERENCE		0- 1	1- 0		5- 0	
3- 0	0- 0	0- 0		HOME		0- 0	1- 0		2- 0	
2- 0	0- 0	0- 0		AWAY		0- 0	0- 0		2- 0	
1- 1	0- 0	0- 0		NEUTRAL		0- 1	0- 0		1- 0	
0- 2	0- 0	0- 0		CONFERENCE		0- 1	0- 1		0- 0	
0- 1	0- 0	0- 0		HOME		0- 0	0- 1		0- 0	
0- 1	0- 0	0- 0		AWAY		0- 1	0- 0		0- 0	
0- 0	0- 0	0- 0		NEUTRAL		0- 0	0- 0		0- 0	

[illegible]

Non-Div I Games:	Northern N.M.	92	44
------------------	---------------	----	----

New Mexico

Loss, Non-Conf, S Site, H Home A Away N Neutral

New Mexico St.

Through Games Of Dec. 12, 2019

Average RPI Win:	245	WON-LOST	WINNING	LAST 10	STRENGTH OF	OPP. STRENGTH	TEAM	ADJ.	CONF.	ADJ CONF.
Average RPI Loss:	228	RECORD	PCT. RANK	GAMES	SCHEDULE	OF SCHEDULE	RPI	RPI	RPI	RPI
DIV. I ONLY	2- 7	292	2-7	281	298	325	325	32	32	
DIV. I NON-CONF.	2- 7	292	2-7	282	298	325	325	32	32	
TOTALS	RPI 1-25	RPI 26-50	W-L RECORDS	RPI 51-100	RPI 101-150	RPI 150+				
2- 7	0- 0	0- 0	OVERALL	0- 1	0- 0	2- 6				
1- 4	0- 0	0- 0	HOME	0- 1	0- 0	1- 3				
1- 1	0- 0	0- 0	AWAY	0- 0	0- 0	1- 1				
0- 2	0- 0	0- 0	NEUTRAL	0- 0	0- 0	0- 2				
2- 7	0- 0	0- 0	NON-CONFERENCE	0- 1	0- 0	2- 6				
1- 4	0- 0	0- 0	HOME	0- 1	0- 0	1- 3				
1- 1	0- 0	0- 0	AWAY	0- 0	0- 0	1- 1				
0- 2	0- 0	0- 0	NEUTRAL	0- 0	0- 0	0- 2				
0- 0	0- 0	0- 0	CONFERENCE	0- 0	0- 0	0- 0				
0- 0	0- 0	0- 0	HOME	0- 0	0- 0	0- 0				
0- 0	0- 0	0- 0	AWAY	0- 0	0- 0	0- 0				
0- 0	0- 0	0- 0	NEUTRAL	0- 0	0- 0	0- 0				

RPI 1-25			RPI 26-50			RPI 51-100			RPI 101+			Team's RPI: 325
RPI	S	Opponent	Score	RPI	S	Opponent	Score	RPI	S	Opponent	Score	
						96 H New Mexico	67 86			198 A UTEP	45 65	
										198 H UTEP	57 63	
										210 H Weber St.	77 47	
										224 N Western Mich.	76 79	
										262 H UC Riverside	58 60	
										279 A Denver	78 75	
										294 H Pepperdine	69 72	
										322 N Georgia St.	51 59	
LAST 10 Division I												
						96 H New Mexico	67 86			210 H Weber St.	77 47	
						198 H UTEP	57 63			224 N Western Mich.	76 79	
						279 A Denver	78 75			322 N Georgia St.	51 59	
						262 H UC Riverside	58 60			198 A UTEP	45 65	
										294 H Pepperdine	69 72	

Non-Div I Games: Western N.M. 75 56

New Mexico St.

■ Loss,
 ■ Non-Conf, S Site,
 ■ Home
 ■ Away
 N Neutral

New Orleans

Through Games Of Dec. 12, 2019

Average RPI Win:	260	WON-LOST	WINNING	LAST 10	STRENGTH OF	OPP. STRENGTH	TEAM	ADJ.	CONF.	ADJ CONF.
Average RPI Loss:	117	RECORD	PCT. RANK	GAMES	SCHEDULE	OF SCHEDULE	RPI	RPI	RPI	RPI
DIV. I ONLY	1- 5	301	1-5	10	323	146	146	25	25	
DIV. I NON-CONF.	1- 5	300	1-5	10	324	145	145	25	25	
TOTALS	RPI 1-25	RPI 26-50	W-L RECORDS	RPI 51-100	RPI 101-150	RPI 150+				
1- 5	0- 0	0- 2	OVERALL	0- 0	0- 1	1- 2				
0- 1	0- 0	0- 0	HOME	0- 0	0- 0	0- 1				
1- 4	0- 0	0- 2	AWAY	0- 0	0- 1	1- 1				
0- 0	0- 0	0- 0	NEUTRAL	0- 0	0- 0	0- 0				
1- 5	0- 0	0- 2	NON-CONFERENCE	0- 0	0- 1	1- 2				
0- 1	0- 0	0- 0	HOME	0- 0	0- 0	0- 1				
1- 4	0- 0	0- 2	AWAY	0- 0	0- 1	1- 1				
0- 0	0- 0	0- 0	NEUTRAL	0- 0	0- 0	0- 0				
0- 0	0- 0	0- 0	CONFERENCE	0- 0	0- 0	0- 0				
0- 0	0- 0	0- 0	HOME	0- 0	0- 0	0- 0				
0- 0	0- 0	0- 0	AWAY	0- 0	0- 0	0- 0				
0- 0	0- 0	0- 0	NEUTRAL	0- 0	0- 0	0- 0				

RPI S	Opponent	Score	RPI S	Opponent	Score	RPI S	Opponent	Score	RPI S	Opponent	Score	Team's RPI: 146
			31 A	Arkansas	52 82				127 A	Iowa St.	53 71	
			45 A	LSU	49 83				176 A	Texas St.	49 51	
									208 H	Louisiana	60 65	
									260 A	Ole Miss	69 64	
LAST 10 Division I												
			127 A	Iowa St.	53 71		176 A	Texas St.	49 51			
							208 H	Louisiana	60 65			
							260 A	Ole Miss	69 64			
							31 A	Arkansas	52 82			
							45 A	LSU	49 83			

Non-Div I Games: Pensacola Christian91 31

New Orleans

Loss, Non-Conf, S Site, H Home A Away N Neutral

Niagara

Through Games Of Dec. 12, 2019

Average RPI Win:	203	WON-LOST	WINNING	LAST 10	STRENGTH OF	OPP. STRENGTH	TEAM	ADJ.	CONF.	ADJ CONF.
Average RPI Loss:	117	RECORD	PCT. RANK	GAMES	SCHEDULE	OF SCHEDULE	RPI	RPI	RPI	RPI
DIV. I ONLY	1- 6	309	1-6	41	259	240	240	20	20	
DIV. I NON-CONF.	1- 6	308	1-6	40	260	240	240	20	20	
TOTALS	RPI 1-25	RPI 26-50	W-L RECORDS	RPI 51-100	RPI 101-150	RPI 150+				
1- 6	0- 0	0- 1	OVERALL	0- 3	0- 1	1- 1				
1- 1	0- 0	0- 0	HOME	0- 1	0- 0	1- 0				
0- 5	0- 0	0- 1	AWAY	0- 2	0- 1	0- 1				
0- 0	0- 0	0- 0	NEUTRAL	0- 0	0- 0	0- 0				
1- 6	0- 0	0- 1	NON-CONFERENCE	0- 3	0- 1	1- 1				
1- 1	0- 0	0- 0	HOME	0- 1	0- 0	1- 0				
0- 5	0- 0	0- 1	AWAY	0- 2	0- 1	0- 1				
0- 0	0- 0	0- 0	NEUTRAL	0- 0	0- 0	0- 0				
0- 0	0- 0	0- 0	CONFERENCE	0- 0	0- 0	0- 0				
0- 0	0- 0	0- 0	HOME	0- 0	0- 0	0- 0				
0- 0	0- 0	0- 0	AWAY	0- 0	0- 0	0- 0				
0- 0	0- 0	0- 0	NEUTRAL	0- 0	0- 0	0- 0				

RPI S	Opponent	Score	RPI S	Opponent	Score	RPI S	Opponent	Score	RPI S	Opponent	Score	Team's RPI: 240
35	A Rutgers	37 87	65	A Colgate	72 85	130	A Cornell	59 82				
			89	H Buffalo	67 81	203	H Oakland	77 63				
			90	A Binghamton	55 74	291	A St. Bonaventure	67 71				
LAST 10 Division I												
65	A Colgate	72 85	89	H Buffalo	67 81							
203	H Oakland	77 63	291	A St. Bonaventure	67 71							
130	A Cornell	59 82										
90	A Binghamton	55 74										
35	A Rutgers	37 87										

Non-Div I Games:

Niagara

Loss, Non-Conf, S Site, H Home A Away N Neutral

Average RPI Win:	0	WON-LOST	WINNING	LAST 10	STRENGTH OF	OPP. STRENGTH	TEAM	ADJ.	CONF.	ADJ CONF.
Average RPI Loss:	107	RECORD	PCT. RANK	GAMES	SCHEDULE	OF SCHEDULE	RPI	RPI	RPI	RPI
DIV. I ONLY	0- 6	334	0-6	72	94	281	281	25	25	
DIV. I NON-CONF.	0- 6	334	0-6	70	92	282	282	25	25	
TOTALS	RPI 1-25	RPI 26-50	W-L RECORDS	RPI 51-100	RPI 101-150	RPI 150+				
0- 6	0- 1	0- 2	OVERALL	0- 1	0- 0	0- 2				
0- 0	0- 0	0- 0	HOME	0- 0	0- 0	0- 0				
0- 5	0- 1	0- 2	AWAY	0- 0	0- 0	0- 2				
0- 1	0- 0	0- 0	NEUTRAL	0- 1	0- 0	0- 0				
0- 6	0- 1	0- 2	NON-CONFERENCE	0- 1	0- 0	0- 2				
0- 0	0- 0	0- 0	HOME	0- 0	0- 0	0- 0				
0- 5	0- 1	0- 2	AWAY	0- 0	0- 0	0- 2				
0- 1	0- 0	0- 0	NEUTRAL	0- 1	0- 0	0- 0				
0- 0	0- 0	0- 0	CONFERENCE	0- 0	0- 0	0- 0				
0- 0	0- 0	0- 0	HOME	0- 0	0- 0	0- 0				
0- 0	0- 0	0- 0	AWAY	0- 0	0- 0	0- 0				
0- 0	0- 0	0- 0	NEUTRAL	0- 0	0- 0	0- 0				

RPI 1-25				RPI 26-50				RPI 51-100				RPI 101+				Team's RPI: 281
RPI	S	Opponent	Score	RPI	S	Opponent	Score	RPI	S	Opponent	Score	RPI	S	Opponent	Score	
13	A	Indiana	47 111	30	A	TCU	47 72	100	N	North Florida	61 64	217	A	Jacksonville	55 72	
				45	A	LSU	32 63					238	A	Rice	47 71	
LAST 10 Division I																
				30	A	TCU	47 72	45	A	LSU	32 63					
				13	A	Indiana	47 111	100	N	North Florida	61 64					
				238	A	Rice	47 71	217	A	Jacksonville	55 72					

Non-Div I Games: Southern-N.O. 94 61 Paul Quinn 101 68

Nicholls St.

Loss, Non-Conf, S Site, H Home A Away N Neutral

Average RPI Win:	221	WON-LOST	WINNING	LAST 10	STRENGTH OF	OPP. STRENGTH	TEAM	ADJ.	CONF.	ADJ CONF.
Average RPI Loss:	221	RECORD	PCT. RANK	GAMES	SCHEDULE	OF SCHEDULE	RPI	RPI	RPI	RPI
DIV. I ONLY	5- 3	106	5-3	303	204	220	220	31	31	
DIV. I NON-CONF.	5- 3	105	5-3	303	204	220	220	31	31	
TOTALS	RPI 1-25	RPI 26-50	W-L RECORDS	RPI 51-100	RPI 101-150	RPI 150+				
5- 3	0- 0	0- 0	OVERALL	1- 0	0- 1	4- 2				
2- 2	0- 0	0- 0	HOME	0- 0	0- 1	2- 1				
2- 1	0- 0	0- 0	AWAY	0- 0	0- 0	2- 1				
1- 0	0- 0	0- 0	NEUTRAL	1- 0	0- 0	0- 0				
5- 3	0- 0	0- 0	NON-CONFERENCE	1- 0	0- 1	4- 2				
2- 2	0- 0	0- 0	HOME	0- 0	0- 1	2- 1				
2- 1	0- 0	0- 0	AWAY	0- 0	0- 0	2- 1				
1- 0	0- 0	0- 0	NEUTRAL	1- 0	0- 0	0- 0				
0- 0	0- 0	0- 0	CONFERENCE	0- 0	0- 0	0- 0				
0- 0	0- 0	0- 0	HOME	0- 0	0- 0	0- 0				
0- 0	0- 0	0- 0	AWAY	0- 0	0- 0	0- 0				
0- 0	0- 0	0- 0	NEUTRAL	0- 0	0- 0	0- 0				

RPI 1-25				RPI 26-50				RPI 51-100				RPI 101+				Team's RPI: 220	
RPI	S	Opponent	Score	RPI	S	Opponent	Score	RPI	S	Opponent	Score	RPI	S	Opponent	Score		
								100	N	North Florida	57 54	138	H	La Salle	52	55	
												183	A	Hampton	77	56	
												206	H	Liberty	48	67	
												217	A	Jacksonville	71	64	
												300	H	High Point	72	58	
												307	H	Longwood	49	46	
												318	A	Marshall	69	75	
LAST 10 Division I																	
				183	A	Hampton	77 56			217	A	Jacksonville	71 64				
				307	H	Longwood	49 46			100	N	North Florida	57 54				
				206	H	Liberty	48 67			138	H	La Salle	52 55				
										300	H	High Point	72 58				
										318	A	Marshall	69 75				

Non-Div I Games: Virginia-Lynchburg 123 48

Norfolk St.

Average RPI Win: 263		WON-LOST	WINNING	LAST 10	STRENGTH OF	OPP. STRENGTH	TEAM	ADJ.	CONF.	ADJ CONF.
Average RPI Loss: 109		RECORD	PCT. RANK	GAMES	SCHEDULE	OF SCHEDULE	RPI	RPI	RPI	RPI
DIV. I ONLY		4- 2	85	4-2	336	47	229	229	16	16
DIV. I NON-CONF.		4- 2	83	4-2	336	47	229	229	16	16
TOTALS		RPI 1-25	RPI 26-50	W-L RECORDS	RPI 51-100	RPI 101-150	RPI 150+			
4- 2	0- 1		0- 0	OVERALL	0- 0	0- 0	4- 1			
1- 1	0- 0		0- 0	HOME	0- 0	0- 0	1- 1			
1- 1	0- 1		0- 0	AWAY	0- 0	0- 0	1- 0			
2- 0	0- 0		0- 0	NEUTRAL	0- 0	0- 0	2- 0			
4- 2	0- 1		0- 0	NON-CONFERENCE	0- 0	0- 0	4- 1			
1- 1	0- 0		0- 0	HOME	0- 0	0- 0	1- 1			
1- 1	0- 1		0- 0	AWAY	0- 0	0- 0	1- 0			
2- 0	0- 0		0- 0	NEUTRAL	0- 0	0- 0	2- 0			
0- 0	0- 0		0- 0	CONFERENCE	0- 0	0- 0	0- 0			
0- 0	0- 0		0- 0	HOME	0- 0	0- 0	0- 0			
0- 0	0- 0		0- 0	AWAY	0- 0	0- 0	0- 0			
0- 0	0- 0		0- 0	NEUTRAL	0- 0	0- 0	0- 0			

RPI 1-25					
RPI	S	Opponent	Score		
17	A	Iowa	81	86	
RPI 26-50					
RPI	S	Opponent	Score		
RPI 51-100					
RPI	S	Opponent	Score		
RPI 101+					
RPI	S	Opponent	Score		
191	N	UC Irvine	88	60	
196	N	Alabama A&M	80	65	
200	H	Samford	63	79	
332	A	Tennessee St.	88	63	
334	H	Mississippi Val.	86	60	
Team's RPI: 229					
LAST 10 Division I					
191	N	UC Irvine	88	60	
196	N	Alabama A&M	80	65	
200	H	Samford	63	79	
332	A	Tennessee St.	88	63	
17	A	Iowa	81	86	
334	H	Mississippi Val.	86	60	

Non-Div I Games:	Virginia-Lynchburg	128	26	Oakwood	120	38
------------------	--------------------	-----	----	---------	-----	----

North Ala.

■ Loss, ■ Non-Conf, S Site, H Home A Away N Neutral

North Carolina

Through Games Of Dec. 12, 2019

Average RPI Win:	215	WON-LOST	WINNING	LAST 10	STRENGTH OF	OPP. STRENGTH	TEAM	ADJ.	CONF.	ADJ CONF.
Average RPI Loss:	0	RECORD	PCT. RANK	GAMES	SCHEDULE	OF SCHEDULE	RPI	RPI	RPI	RPI
DIV. I ONLY	8- 0	1	8-0	306	96	66	66	3	3	
DIV. I NON-CONF.	8- 0	1	8-0	306	95	67	67	3	3	
TOTALS	RPI 1-25	RPI 26-50	W-L RECORDS	RPI 51-100	RPI 101-150	RPI 150+				
8- 0	0- 0	0- 0	OVERALL	1- 0	1- 0	6- 0				
6- 0	0- 0	0- 0	HOME	0- 0	1- 0	5- 0				
0- 0	0- 0	0- 0	AWAY	0- 0	0- 0	0- 0				
2- 0	0- 0	0- 0	NEUTRAL	1- 0	0- 0	1- 0				
8- 0	0- 0	0- 0	NON-CONFERENCE	1- 0	1- 0	6- 0				
6- 0	0- 0	0- 0	HOME	0- 0	1- 0	5- 0				
0- 0	0- 0	0- 0	AWAY	0- 0	0- 0	0- 0				
2- 0	0- 0	0- 0	NEUTRAL	1- 0	0- 0	1- 0				
0- 0	0- 0	0- 0	CONFERENCE	0- 0	0- 0	0- 0				
0- 0	0- 0	0- 0	HOME	0- 0	0- 0	0- 0				
0- 0	0- 0	0- 0	AWAY	0- 0	0- 0	0- 0				
0- 0	0- 0	0- 0	NEUTRAL	0- 0	0- 0	0- 0				

RPI 1-25			RPI 26-50			RPI 51-100			Team's RPI: 66	RPI 101+		
RPI	S	Opponent	Score	RPI	S	Opponent	Score	RPI	S	Opponent	Score	
						67 N	Temple	71	58	133 H	Illinois	85 60
										169 N	Missouri	82 69
										180 H	Navy	80 40
										214 H	Elon	76 46
										312 H	Charleston So.	85 54
										313 H	Western Caro.	92 55
										329 H	N.C. Central	92 53
LAST 10 Division I												
						67 N	Temple	71	58	329 H	N.C. Central	92 53
						214 H	Elon	76	46	133 H	Illinois	85 60
						312 H	Charleston So.	85	54	169 N	Missouri	82 69
						180 H	Navy	80	40			
						313 H	Western Caro.	92	55			

Non-Div I Games:

North Carolina

Loss, Non-Conf, S Site, H Home A Away N Neutral

Average RPI Win: 246		WON-LOST	WINNING	LAST 10	STRENGTH OF	OPP. STRENGTH	TEAM	ADJ.	CONF.	ADJ CONF.
Average RPI Loss: 98		RECORD	PCT. RANK	GAMES	SCHEDULE	OF SCHEDULE	RPI	RPI	RPI	RPI
DIV. I ONLY		6- 3	85	6-3	220	229	117	117	17	17
DIV. I NON-CONF.		6- 3	83	6-3	218	229	117	117	17	17
TOTALS	RPI 1-25	RPI 26-50		W-L RECORDS		RPI 51-100	RPI 101-150	RPI 150+		
6- 3	0- 0	0- 1		OVERALL		0- 1	2- 0	4- 1		
2- 1	0- 0	0- 1		HOME		0- 0	2- 0	0- 0		
4- 2	0- 0	0- 0		AWAY		0- 1	0- 0	4- 1		
0- 0	0- 0	0- 0		NEUTRAL		0- 0	0- 0	0- 0		
6- 3	0- 0	0- 1		NON-CONFERENCE		0- 1	2- 0	4- 1		
2- 1	0- 0	0- 1		HOME		0- 0	2- 0	0- 0		
4- 2	0- 0	0- 0		AWAY		0- 1	0- 0	4- 1		
0- 0	0- 0	0- 0		NEUTRAL		0- 0	0- 0	0- 0		
0- 0	0- 0	0- 0		CONFERENCE		0- 0	0- 0	0- 0		
0- 0	0- 0	0- 0		HOME		0- 0	0- 0	0- 0		
0- 0	0- 0	0- 0		AWAY		0- 0	0- 0	0- 0		
0- 0	0- 0	0- 0		NEUTRAL		0- 0	0- 0	0- 0		

RPI 1-25				RPI 26-50				RPI 51-100				RPI 101+				Team's RPI: 117	
RPI	S	Opponent	Score	RPI	S	Opponent	Score	RPI	S	Opponent	Score	RPI	S	Opponent	Score		
				26	H	Illinois St.	58 66	60	A	Arizona	42 74	107	H	Valparaiso	65 63		
												141	H	Rhode Island	67 61		
												207	A	SMU	51 66		
												284	A	Ga. Southern	69 56		
												287	A	Grand Canyon	78 76		
												312	A	Charleston So.	73 57		
												346	A	South Carolina St.	95 53		
EAST 10 Division I																	
				107	H	Valparaiso	65 63	207	A	SMU	51 66						
				141	H	Rhode Island	67 61	312	A	Charleston So.	73 57						
				287	A	Grand Canyon	78 76	346	A	South Carolina St.	95 53						
				60	A	Arizona	42 74	26	H	Illinois St.	58 66						
								284	A	Ga. Southern	69 56						

Non-Div I Games:	Northland	118	35
------------------	-----------	-----	----

North Dakota

■ Loss, ■ Non-Conf, S Site, H Home A Away N Neutral

Average RPI Win:	338	WON-LOST	WINNING	LAST 10	STRENGTH OF	OPP. STRENGTH	TEAM	ADJ.	CONF.	ADJ CONF.
Average RPI Loss:	99	RECORD	PCT. RANK	GAMES	SCHEDULE	OF SCHEDULE	RPI	RPI	RPI	RPI
DIV. I ONLY	1- 9	331	1-9	125	189	283	283	17	17	
DIV. I NON-CONF.	1- 9	331	1-9	125	187	284	284	17	17	
TOTALS	RPI 1-25	RPI 26-50	W-L RECORDS	RPI 51-100	RPI 101-150	RPI 150+				
1- 9	0- 1	0- 0	OVERALL	0- 3	0- 3	1- 2				
0- 5	0- 0	0- 0	HOME	0- 1	0- 3	0- 1				
1- 4	0- 1	0- 0	AWAY	0- 2	0- 0	1- 1				
0- 0	0- 0	0- 0	NEUTRAL	0- 0	0- 0	0- 0				
1- 9	0- 1	0- 0	NON-CONFERENCE	0- 3	0- 3	1- 2				
0- 5	0- 0	0- 0	HOME	0- 1	0- 3	0- 1				
1- 4	0- 1	0- 0	AWAY	0- 2	0- 0	1- 1				
0- 0	0- 0	0- 0	NEUTRAL	0- 0	0- 0	0- 0				
0- 0	0- 0	0- 0	CONFERENCE	0- 0	0- 0	0- 0				
0- 0	0- 0	0- 0	HOME	0- 0	0- 0	0- 0				
0- 0	0- 0	0- 0	AWAY	0- 0	0- 0	0- 0				
0- 0	0- 0	0- 0	NEUTRAL	0- 0	0- 0	0- 0				

RPI 1-25				RPI 26-50				RPI 51-100				RPI 101+ Team's RPI: 283			
RPI	S	Opponent	Score	RPI	S	Opponent	Score	RPI	S	Opponent	Score	RPI	S	Opponent	Score
8	A	Creighton	59 70					54	A	UNI	63 95	107	H	Valparaiso	54 66
								55	A	Bradley	64 70	122	H	Wyoming	57 66
								71	H	Wisconsin	63 64	127	H	Iowa St.	58 86
												161	H	Northern Ill.	68 74
												185	A	Northeastern	61 72
												338	A	New Hampshire	67 61
LAST 10 Division I															
71	H	Wisconsin	63 64	55	A	Bradley	64 70								
8	A	Creighton	59 70	338	A	New Hampshire	67 61								
107	H	Valparaiso	54 66	185	A	Northeastern	61 72								
161	H	Northern Ill.	68 74	122	H	Wyoming	57 66								
54	A	UNI	63 95	127	H	Iowa St.	58 86								

Non-Div I Games:

North Dakota St.

North Florida

Through Games Of Dec. 12, 2019

Average RPI Win:	221	WON-LOST	WINNING	LAST 10	STRENGTH OF	OPP. STRENGTH	TEAM	ADJ.	CONF.	ADJ CONF.
Average RPI Loss:	92	RECORD	PCT. RANK	GAMES	SCHEDULE	OF SCHEDULE	RPI	RPI	RPI	RPI
DIV. I ONLY	4- 5	188	4-5	97	139	100	100	16	16	
DIV. I NON-CONF.	4- 5	188	4-5	97	139	100	100	16	16	
TOTALS	RPI 1-25	RPI 26-50	W-L RECORDS	RPI 51-100	RPI 101-150	RPI 150+				
4- 5	0- 1	0- 1	OVERALL	0- 1	1- 1	3- 1				
0- 0	0- 0	0- 0	HOME	0- 0	0- 0	0- 0				
2- 3	0- 1	0- 1	AWAY	0- 1	0- 0	2- 0				
2- 2	0- 0	0- 0	NEUTRAL	0- 0	1- 1	1- 1				
4- 5	0- 1	0- 1	NON-CONFERENCE	0- 1	1- 1	3- 1				
0- 0	0- 0	0- 0	HOME	0- 0	0- 0	0- 0				
2- 3	0- 1	0- 1	AWAY	0- 1	0- 0	2- 0				
2- 2	0- 0	0- 0	NEUTRAL	0- 0	1- 1	1- 1				
0- 0	0- 0	0- 0	CONFERENCE	0- 0	0- 0	0- 0				
0- 0	0- 0	0- 0	HOME	0- 0	0- 0	0- 0				
0- 0	0- 0	0- 0	AWAY	0- 0	0- 0	0- 0				
0- 0	0- 0	0- 0	NEUTRAL	0- 0	0- 0	0- 0				

RPI 1-25				RPI 26-50				RPI 51-100				Team's RPI: 100	RPI 101+			
RPI	S	Opponent	Score	RPI	S	Opponent	Score	RPI	S	Opponent	Score		RPI	S	Opponent	Score
13	A	Indiana	45 72	50	A	Miami (FL)	55 78	71	A	Wisconsin	62 75		104	N	Marist	54 69
													105	N	Rider	80 70
													196	A	Alabama A&M	73 64
													220	N	Norfolk St.	54 57
													281	N	Nicholls St.	64 61
													301	A	FIU	64 49
LAST 10 Division I																
13	A	Indiana	45 72	281	N	Nicholls St.	64 61									
301	A	FIU	64 49	220	N	Norfolk St.	54 57									
50	A	Miami (FL)	55 78	105	N	Rider	80 70									
71	A	Wisconsin	62 75	104	N	Marist	54 69									
				196	A	Alabama A&M	73 64									

North Florida

North Florida

Non-Div I Games: Warner 110 46

North Florida

Loss, Non-Conf, S Site, H Home A Away N Neutral

North Texas

Through Games Of Dec. 12, 2019

Average RPI Win:	228	WON-LOST	WINNING	LAST 10	STRENGTH OF	OPP. STRENGTH	TEAM	ADJ.	CONF.	ADJ CONF.
Average RPI Loss:	72	RECORD	PCT. RANK	GAMES	SCHEDULE	OF SCHEDULE	RPI	RPI	RPI	RPI
DIV. I ONLY	3- 4	201	3-4	51	219	134	134	13	13	
DIV. I NON-CONF.	3- 4	201	3-4	51	219	133	133	13	13	
TOTALS	RPI 1-25	RPI 26-50	W-L RECORDS	RPI 51-100	RPI 101-150	RPI 150+				
3- 4	0- 1	0- 0	OVERALL	0- 2	0- 1	3- 0				
2- 1	0- 0	0- 0	HOME	0- 1	0- 0	2- 0				
1- 1	0- 0	0- 0	AWAY	0- 1	0- 0	1- 0				
0- 2	0- 1	0- 0	NEUTRAL	0- 0	0- 1	0- 0				
3- 4	0- 1	0- 0	NON-CONFERENCE	0- 2	0- 1	3- 0				
2- 1	0- 0	0- 0	HOME	0- 1	0- 0	2- 0				
1- 1	0- 0	0- 0	AWAY	0- 1	0- 0	1- 0				
0- 2	0- 1	0- 0	NEUTRAL	0- 0	0- 1	0- 0				
0- 0	0- 0	0- 0	CONFERENCE	0- 0	0- 0	0- 0				
0- 0	0- 0	0- 0	HOME	0- 0	0- 0	0- 0				
0- 0	0- 0	0- 0	AWAY	0- 0	0- 0	0- 0				
0- 0	0- 0	0- 0	NEUTRAL	0- 0	0- 0	0- 0				

RPI 1-25			RPI 26-50			RPI 51-100			RPI 101+			Team's RPI: 134
RPI	S	Opponent	Score	RPI	S	Opponent	Score	RPI	S	Opponent	Score	
16	N	NC State	65 76					62	A	CSU Bakersfield	52 61	
								82	H	UT Arlington	49 68	
								129	N	Texas	57 63	
								159	A	Hawaii	66 60	
								208	H	Louisiana	69 66	
								317	H	Alcorn	67 31	
LAST 10 Division I												
208	H	Louisiana	69 66	129	N	Texas	57 63					
16	N	NC State	65 76	159	A	Hawaii	66 60					
				62	A	CSU Bakersfield	52 61					
				82	H	UT Arlington	49 68					
				317	H	Alcorn	67 31					

Non-Div I Games: Mid-Amer. Christian59 61 Xavier (LA) 68 31

North Texas

Loss, Non-Conf, S Site, H Home A Away N Neutral

Northeastern

Through Games Of Dec. 12, 2019

Average RPI Win:	204	WON-LOST	WINNING	LAST 10	STRENGTH OF	OPP. STRENGTH	TEAM	ADJ.	CONF.	ADJ CONF.
Average RPI Loss:	79	RECORD	PCT. RANK	GAMES	SCHEDULE	OF SCHEDULE	RPI	RPI	RPI	RPI
DIV. I ONLY	2- 6	277	2-6	74	81	185	185	19	19	
DIV. I NON-CONF.	2- 6	277	2-6	72	81	184	184	19	19	
TOTALS	RPI 1-25	RPI 26-50	W-L RECORDS	RPI 51-100	RPI 101-150	RPI 150+				
2- 6	0- 2	0- 0	OVERALL	0- 1	1- 2	1- 1				
1- 3	0- 1	0- 0	HOME	0- 1	0- 0	1- 1				
1- 3	0- 1	0- 0	AWAY	0- 0	1- 2	0- 0				
0- 0	0- 0	0- 0	NEUTRAL	0- 0	0- 0	0- 0				
2- 6	0- 2	0- 0	NON-CONFERENCE	0- 1	1- 2	1- 1				
1- 3	0- 1	0- 0	HOME	0- 1	0- 0	1- 1				
1- 3	0- 1	0- 0	AWAY	0- 0	1- 2	0- 0				
0- 0	0- 0	0- 0	NEUTRAL	0- 0	0- 0	0- 0				
0- 0	0- 0	0- 0	CONFERENCE	0- 0	0- 0	0- 0				
0- 0	0- 0	0- 0	HOME	0- 0	0- 0	0- 0				
0- 0	0- 0	0- 0	AWAY	0- 0	0- 0	0- 0				
0- 0	0- 0	0- 0	NEUTRAL	0- 0	0- 0	0- 0				

RPI 1-25				RPI 26-50				RPI 51-100				RPI 101+ Team's RPI: 185			
RPI	S	Opponent	Score	RPI	S	Opponent	Score	RPI	S	Opponent	Score	RPI	S	Opponent	Score
14	A	Oregon	47 89					56	H	Yale	63 78	103	A	Central Mich.	63 79
15	H	South Dakota	76 80									125	A	Harvard	46 44
												131	A	Fordham	58 74
												155	H	Dayton	60 71
												283	H	North Dakota St.	72 61
LAST 10 Division I															
125	A	Harvard	46 44	155	H	Dayton	60 71								
283	H	North Dakota St.	72 61	14	A	Oregon	47 89								
103	A	Central Mich.	63 79	15	H	South Dakota	76 80								
56	H	Yale	63 78												
131	A	Fordham	58 74												

Non-Div I Games:

Northeastern

■ Loss,
 ■ Non-Conf, S Site,
 ■ Home
 ■ Away
 N Neutral

Average RPI Win: 290		WON-LOST	WINNING	LAST 10	STRENGTH OF	OPP. STRENGTH	TEAM	ADJ.	CONF.	ADJ CONF.
Average RPI Loss: 196		RECORD	PCT. RANK	GAMES	SCHEDULE	OF SCHEDULE	RPI	RPI	RPI	RPI
DIV. I ONLY		2- 5	253	2-5	208	335	282	282	18	18
DIV. I NON-CONF.		2- 5	253	2-5	208	335	283	283	18	18
TOTALS	RPI 1-25		RPI 26-50		W-L RECORDS	RPI 51-100	RPI 101-150		RPI 150+	
2- 5	0- 0		0- 0		OVERALL	0- 1	0- 0		2- 4	
1- 1	0- 0		0- 0		HOME	0- 0	0- 0		1- 1	
1- 4	0- 0		0- 0		AWAY	0- 1	0- 0		1- 3	
0- 0	0- 0		0- 0		NEUTRAL	0- 0	0- 0		0- 0	
2- 5	0- 0		0- 0		NON-CONFERENCE	0- 1	0- 0		2- 4	
1- 1	0- 0		0- 0		HOME	0- 0	0- 0		1- 1	
1- 4	0- 0		0- 0		AWAY	0- 1	0- 0		1- 3	
0- 0	0- 0		0- 0		NEUTRAL	0- 0	0- 0		0- 0	
0- 0	0- 0		0- 0		CONFERENCE	0- 0	0- 0		0- 0	
0- 0	0- 0		0- 0		HOME	0- 0	0- 0		0- 0	
0- 0	0- 0		0- 0		AWAY	0- 0	0- 0		0- 0	
0- 0	0- 0		0- 0		NEUTRAL	0- 0	0- 0		0- 0	

RPI 1-25				RPI 26-50				RPI 51-100				RPI 101+				Team's RPI: 282	
RPI	S	Opponent	Score	RPI	S	Opponent	Score	RPI	S	Opponent	Score	RPI	S	Opponent	Score		
								96	A	New Mexico	76	83	164	A	Fresno St.	66	83
												211	A	California Baptist	79	98	
												236	A	Houston Baptist	79	62	
												238	A	Rice	57	71	
												272	H	UC Davis	61	71	
												343	H	Seattle U	88	80	
LAST 10 Division I																	
				238	A	Rice	57	71	272	H	UC Davis	61	71				
				164	A	Fresno St.	66	83	236	A	Houston Baptist	79	62				
				211	A	California Baptist	79	98									
				343	H	Seattle U	88	80									
				96	A	New Mexico	76	83									

Non-Div I Games:

Northern Ariz.

■ Loss, ■ Non-Conf, S Site, H Home A Away N Neutral

Average RPI Win:	263	WON-LOST	WINNING	LAST 10	STRENGTH OF	OPP. STRENGTH	TEAM	ADJ.	CONF.	ADJ CONF.
Average RPI Loss:	142	RECORD	PCT. RANK	GAMES	SCHEDULE	OF SCHEDULE	RPI	RPI	RPI	RPI
DIV. I ONLY	3- 5	221	3-5	165	164	193	193	18	18	
DIV. I NON-CONF.	3- 5	223	3-5	164	163	191	191	18	18	
TOTALS	RPI 1-25	RPI 26-50	W-L RECORDS	RPI 51-100	RPI 101-150	RPI 150+				
3- 5	0- 1	0- 1	OVERALL	0- 1	0- 0	3- 2				
1- 2	0- 0	0- 0	HOME	0- 1	0- 0	1- 1				
2- 3	0- 1	0- 1	AWAY	0- 0	0- 0	2- 1				
0- 0	0- 0	0- 0	NEUTRAL	0- 0	0- 0	0- 0				
3- 5	0- 1	0- 1	NON-CONFERENCE	0- 1	0- 0	3- 2				
1- 2	0- 0	0- 0	HOME	0- 1	0- 0	1- 1				
2- 3	0- 1	0- 1	AWAY	0- 0	0- 0	2- 1				
0- 0	0- 0	0- 0	NEUTRAL	0- 0	0- 0	0- 0				
0- 0	0- 0	0- 0	CONFERENCE	0- 0	0- 0	0- 0				
0- 0	0- 0	0- 0	HOME	0- 0	0- 0	0- 0				
0- 0	0- 0	0- 0	AWAY	0- 0	0- 0	0- 0				
0- 0	0- 0	0- 0	NEUTRAL	0- 0	0- 0	0- 0				

RPI	S	Opponent	Score	RPI	S	Opponent	Score	RPI	S	Opponent	Score	RPI	S	Opponent	Score	Team's RPI: 193
4	A	Stanford	36 90	47	A	UCLA	58 92	95	H	San Francisco	83 90	207	A	SMU	61 52	
												279	A	Denver	55 74	
												286	H	Colorado St.	58 75	
												288	H	Air Force	72 62	
												293	A	Chattanooga	59 42	
LAST 10 Division I																
4	A	Stanford	36 90	279	A	Denver	55 74									
286	H	Colorado St.	58 75	293	A	Chattanooga	59 42									
95	H	San Francisco	83 90	47	A	UCLA	58 92									
				288	H	Air Force	72 62									
				207	A	SMU	61 52									

Non-Div I Games:

Northern Colo.

■ Loss,
 ■ Non-Conf, S Site,
 ■ Home
 ■ Away
 N Neutral

Average RPI Win:	275	WON-LOST	WINNING	LAST 10	STRENGTH OF	OPP. STRENGTH	TEAM	ADJ.	CONF.	ADJ CONF.
Average RPI Loss:	72	RECORD	PCT. RANK	GAMES	SCHEDULE	OF SCHEDULE	RPI	RPI	RPI	RPI
DIV. I ONLY	3- 5	221	3-5	156	122	161	161	12	12	
DIV. I NON-CONF.	3- 5	223	3-5	154	123	160	160	12	12	
TOTALS	RPI 1-25	RPI 26-50	W-L RECORDS	RPI 51-100	RPI 101-150	RPI 150+				
3- 5	0- 2	0- 1	OVERALL	0- 0	0- 1	3- 1				
0- 1	0- 0	0- 0	HOME	0- 0	0- 1	0- 0				
2- 3	0- 1	0- 1	AWAY	0- 0	0- 0	2- 1				
1- 1	0- 1	0- 0	NEUTRAL	0- 0	0- 0	1- 0				
3- 5	0- 2	0- 1	NON-CONFERENCE	0- 0	0- 1	3- 1				
0- 1	0- 0	0- 0	HOME	0- 0	0- 1	0- 0				
2- 3	0- 1	0- 1	AWAY	0- 0	0- 0	2- 1				
1- 1	0- 1	0- 0	NEUTRAL	0- 0	0- 0	1- 0				
0- 0	0- 0	0- 0	CONFERENCE	0- 0	0- 0	0- 0				
0- 0	0- 0	0- 0	HOME	0- 0	0- 0	0- 0				
0- 0	0- 0	0- 0	AWAY	0- 0	0- 0	0- 0				
0- 0	0- 0	0- 0	NEUTRAL	0- 0	0- 0	0- 0				

RPI 1-25				RPI 26-50				RPI 51-100				RPI 101+ Team's RPI: 161			
RPI	S	Opponent	Score	RPI	S	Opponent	Score	RPI	S	Opponent	Score	RPI	S	Opponent	Score
15	N	South Dakota	48 91	26	A	Illinois St.	66 69					125	H	Harvard	53 59
25	A	Purdue	63 68									171	A	Milwaukee	65 78
												257	N	Tennessee Tech	82 74
												283	A	North Dakota St.	74 68
												286	A	Colorado St.	80 75
LAST 10 Division I															
171	A	Milwaukee	65 78	257	N	Tennessee Tech	82 74								
15	N	South Dakota	48 91	25	A	Purdue	63 68								
125	H	Harvard	53 59	26	A	Illinois St.	66 69								
				286	A	Colorado St.	80 75								
				283	A	North Dakota St.	74 68								

Non-Div I Games:

Northern Ill.

Average RPI Win: 306		WON-LOST	WINNING	LAST 10	STRENGTH OF	OPP. STRENGTH	TEAM	ADJ.	CONF.	ADJ CONF.
Average RPI Loss: 140		RECORD	PCT. RANK	GAMES	SCHEDULE	OF SCHEDULE	RPI	RPI	RPI	RPI
DIV. I ONLY		4- 5	188	4-5	276	232	252	252	15	15
DIV. I NON-CONF.		4- 5	188	4-5	276	232	253	253	15	15
TOTALS	RPI 1-25	RPI 26-50		W-L RECORDS		RPI 51-100	RPI 101-150	RPI 150+		
4- 5	0- 1	0- 1		OVERALL		0- 0	0- 0	4- 3		
2- 2	0- 1	0- 1		HOME		0- 0	0- 0	2- 0		
1- 3	0- 0	0- 0		AWAY		0- 0	0- 0	1- 3		
1- 0	0- 0	0- 0		NEUTRAL		0- 0	0- 0	1- 0		
4- 5	0- 1	0- 1		NON-CONFERENCE		0- 0	0- 0	4- 3		
2- 2	0- 1	0- 1		HOME		0- 0	0- 0	2- 0		
1- 3	0- 0	0- 0		AWAY		0- 0	0- 0	1- 3		
1- 0	0- 0	0- 0		NEUTRAL		0- 0	0- 0	1- 0		
0- 0	0- 0	0- 0		CONFERENCE		0- 0	0- 0	0- 0		
0- 0	0- 0	0- 0		HOME		0- 0	0- 0	0- 0		
0- 0	0- 0	0- 0		AWAY		0- 0	0- 0	0- 0		
0- 0	0- 0	0- 0		NEUTRAL		0- 0	0- 0	0- 0		

RPI 1-25					
RPI	S	Opponent	Score		
5	H	Louisville	57	85	
RPI 26-50					
RPI	S	Opponent	Score		
34	H	Saint Louis	42	67	
RPI 51-100					
RPI	S	Opponent	Score		
RPI 101+					
RPI	S	Opponent	Score		
156	A	Belmont	45	62	
199	A	Eastern Ky.	62	69	
276	H	Omaha	57	40	
301	A	FIU	67	45	
305	A	Lipscomb	69	71	
308	H	Central Ark.	72	56	
340	N	Jacksonville St.	66	63	
Team's RPI: 252					
LAST 10 Division I					
5	H	Louisville	57	85	
301	A	FIU	67	45	
340	N	Jacksonville St.	66	63	
308	H	Central Ark.	72	56	
276	H	Omaha	57	40	
156	A	Belmont	45	62	
305	A	Lipscomb	69	71	
34	H	Saint Louis	42	67	
199	A	Eastern Ky.	62	69	

Non-Div I Games:

Northern Ky.

■ Loss, ■ Non-Conf, S Site, H Home A Away N Neutral

Northwestern

Through Games Of Dec. 12, 2019

Average RPI Win:	101	WON-LOST	WINNING	LAST 10	STRENGTH OF	OPP. STRENGTH	TEAM	ADJ.	CONF.	ADJ CONF.
Average RPI Loss:	6	RECORD	PCT. RANK	GAMES	SCHEDULE	OF SCHEDULE	RPI	RPI	RPI	RPI
DIV. I ONLY	7- 1	32	7-1	16	64	10	10	2	2	
DIV. I NON-CONF.	7- 1	32	7-1	16	65	10	10	2	2	
TOTALS	RPI 1-25	RPI 26-50	W-L RECORDS	RPI 51-100	RPI 101-150	RPI 150+				
7- 1	1- 1	1- 0	OVERALL	3- 0	1- 0	1- 0				
5- 1	0- 1	0- 0	HOME	3- 0	1- 0	1- 0				
2- 0	1- 0	1- 0	AWAY	0- 0	0- 0	0- 0				
0- 0	0- 0	0- 0	NEUTRAL	0- 0	0- 0	0- 0				
7- 1	1- 1	1- 0	NON-CONFERENCE	3- 0	1- 0	1- 0				
5- 1	0- 1	0- 0	HOME	3- 0	1- 0	1- 0				
2- 0	1- 0	1- 0	AWAY	0- 0	0- 0	0- 0				
0- 0	0- 0	0- 0	NEUTRAL	0- 0	0- 0	0- 0				
0- 0	0- 0	0- 0	CONFERENCE	0- 0	0- 0	0- 0				
0- 0	0- 0	0- 0	HOME	0- 0	0- 0	0- 0				
0- 0	0- 0	0- 0	AWAY	0- 0	0- 0	0- 0				
0- 0	0- 0	0- 0	NEUTRAL	0- 0	0- 0	0- 0				

RPI 1-25				Team's RPI: 10	RPI 26-50				RPI 51-100				RPI 101+			
RPI	S	Opponent	Score		RPI	S	Opponent	Score	RPI	S	Opponent	Score	RPI	S	Opponent	Score
6	H	DePaul	68 70		48	A	Marquette	64 56	65	H	Colgate	73 44	107	H	Valparaiso	69 48
22	A	Duke	63 42						88	H	Boston College	66 63	289	H	Loyola Maryland	67 46
									91	H	Dartmouth	79 37				
LAST 10 Division I																
					91	H	Dartmouth	79 37	22	A	Duke	63 42				
					88	H	Boston College	66 63	48	A	Marquette	64 56				
					6	H	DePaul	68 70	289	H	Loyola Maryland	67 46				
					65	H	Colgate	73 44								
					107	H	Valparaiso	69 48								

Non-Div I Games:

Northwestern

■ Loss,
 ■ Non-Conf, S Site,
 ■ Home
 ■ Away
 N Neutral

Average RPI Win: 253		WON-LOST	WINNING	LAST 10	STRENGTH OF	OPP. STRENGTH	TEAM	ADJ.	CONF.	ADJ CONF.
Average RPI Loss: 244		RECORD	PCT. RANK	GAMES	SCHEDULE	OF SCHEDULE	RPI	RPI	RPI	RPI
DIV. I ONLY		1- 3	277	1-3	349	275	347	347	25	25
DIV. I NON-CONF.		1- 3	277	1-3	349	276	347	347	25	25
TOTALS		RPI 1-25	RPI 26-50	W-L RECORDS	RPI 51-100	RPI 101-150	RPI 150+			
1- 3	0- 0		0- 0	OVERALL	0- 0	0- 1	1- 2			
1- 1	0- 0		0- 0	HOME	0- 0	0- 0	1- 1			
0- 2	0- 0		0- 0	AWAY	0- 0	0- 1	0- 1			
0- 0	0- 0		0- 0	NEUTRAL	0- 0	0- 0	0- 0			
1- 3	0- 0		0- 0	NON-CONFERENCE	0- 0	0- 1	1- 2			
1- 1	0- 0		0- 0	HOME	0- 0	0- 0	1- 1			
0- 2	0- 0		0- 0	AWAY	0- 0	0- 1	0- 1			
0- 0	0- 0		0- 0	NEUTRAL	0- 0	0- 0	0- 0			
0- 0	0- 0		0- 0	CONFERENCE	0- 0	0- 0	0- 0			
0- 0	0- 0		0- 0	HOME	0- 0	0- 0	0- 0			
0- 0	0- 0		0- 0	AWAY	0- 0	0- 0	0- 0			
0- 0	0- 0		0- 0	NEUTRAL	0- 0	0- 0	0- 0			

RPI 1-25				RPI 26-50				RPI 51-100				RPI 101+				Team's RPI: 347	
RPI	S	Opponent	Score	RPI	S	Opponent	Score	RPI	S	Opponent	Score	RPI	S	Opponent	Score		
												119	A	Texas Tech	49	79	
												253	H	Grambling	65	61	
												266	H	Jackson St.	49	66	
												348	A	La.-Monroe	54	63	
LAST 10 Division I																	
				348	A	La.-Monroe	54	63	253	H	Grambling	65	61				
				266	H	Jackson St.	49	66	119	A	Texas Tech	49	79				

Northwestern St.

Notre Dame

Through Games Of Dec. 12, 2019

Average RPI Win:	175	WON-LOST	WINNING	LAST 10	STRENGTH OF	OPP. STRENGTH	TEAM	ADJ.	CONF.	ADJ CONF.
Average RPI Loss:	64	RECORD	PCT. RANK	GAMES	SCHEDULE	OF SCHEDULE	RPI	RPI	RPI	RPI
DIV. I ONLY	5- 7	214	3-7	6	157	73	73	3	3	
DIV. I NON-CONF.	5- 7	216	3-7	7	156	73	73	3	3	
TOTALS	RPI 1-25	RPI 26-50	W-L RECORDS	RPI 51-100	RPI 101-150	RPI 150+				
5- 7	0- 3	1- 1	OVERALL	0- 2	2- 0	2- 1				
2- 4	0- 1	0- 1	HOME	0- 1	0- 0	2- 1				
2- 1	0- 1	1- 0	AWAY	0- 0	1- 0	0- 0				
1- 2	0- 1	0- 0	NEUTRAL	0- 1	1- 0	0- 0				
5- 7	0- 3	1- 1	NON-CONFERENCE	0- 2	2- 0	2- 1				
2- 4	0- 1	0- 1	HOME	0- 1	0- 0	2- 1				
2- 1	0- 1	1- 0	AWAY	0- 0	1- 0	0- 0				
1- 2	0- 1	0- 0	NEUTRAL	0- 1	1- 0	0- 0				
0- 0	0- 0	0- 0	CONFERENCE	0- 0	0- 0	0- 0				
0- 0	0- 0	0- 0	HOME	0- 0	0- 0	0- 0				
0- 0	0- 0	0- 0	AWAY	0- 0	0- 0	0- 0				
0- 0	0- 0	0- 0	NEUTRAL	0- 0	0- 0	0- 0				

RPI 1-25				RPI 26-50				RPI 51-100 Team's RPI: 73				RPI 101+			
RPI	S	Opponent	Score	RPI	S	Opponent	Score	RPI	S	Opponent	Score	RPI	S	Opponent	Score
3	A	UConn	57 81	36	A	Michigan	76 72	64	N	South Dakota St.	59 65	131	A	Fordham	60 55
6	H	DePaul	94 105	42	H	Minnesota	67 75	94	H	Michigan St.	69 72	145	N	South Fla.	67 51
19	N	FGCU	60 69									223	H	Tennessee	63 74
												274	H	Toledo	54 51
												289	H	Loyola Maryland	84 60
LAST 10 Division I															
6	H	DePaul	94 105	145	N	South Fla.	67 51								
3	A	UConn	57 81	64	N	South Dakota St.	59 65								
42	H	Minnesota	67 75	19	N	FGCU	60 69								
94	H	Michigan St.	69 72	36	A	Michigan	76 72								
223	H	Tennessee	63 74	274	H	Toledo	54 51								

Non-Div I Games:

Notre Dame

Loss, Non-Conf, S Site, H Home A Away N Neutral

Average RPI Win:	321	WON-LOST	WINNING	LAST 10	STRENGTH OF	OPP. STRENGTH	TEAM	ADJ.	CONF.	ADJ CONF.
Average RPI Loss:	106	RECORD	PCT. RANK	GAMES	SCHEDULE	OF SCHEDULE	RPI	RPI	RPI	RPI
DIV. I ONLY	3- 4	201	3-4	246	244	203	203	15	15	
DIV. I NON-CONF.	3- 4	201	3-4	245	243	202	202	15	15	
TOTALS	RPI 1-25	RPI 26-50	W-L RECORDS	RPI 51-100	RPI 101-150	RPI 150+				
3- 4	0- 0	0- 1	OVERALL	0- 2	0- 0	3- 1				
0- 1	0- 0	0- 0	HOME	0- 1	0- 0	0- 0				
2- 3	0- 0	0- 1	AWAY	0- 1	0- 0	2- 1				
1- 0	0- 0	0- 0	NEUTRAL	0- 0	0- 0	1- 0				
3- 4	0- 0	0- 1	NON-CONFERENCE	0- 2	0- 0	3- 1				
0- 1	0- 0	0- 0	HOME	0- 1	0- 0	0- 0				
2- 3	0- 0	0- 1	AWAY	0- 1	0- 0	2- 1				
1- 0	0- 0	0- 0	NEUTRAL	0- 0	0- 0	1- 0				
0- 0	0- 0	0- 0	CONFERENCE	0- 0	0- 0	0- 0				
0- 0	0- 0	0- 0	HOME	0- 0	0- 0	0- 0				
0- 0	0- 0	0- 0	AWAY	0- 0	0- 0	0- 0				
0- 0	0- 0	0- 0	NEUTRAL	0- 0	0- 0	0- 0				

RPI S	Opponent	Score	RPI S	Opponent	Score	RPI S	Opponent	Score	RPI S	Opponent	Score	Team's RPI: 203
36	A Michigan	64 79	55	H Bradley	58 74	240	A Niagara	63 77	301	A FIU	58 49	
			94	A Michigan St.	56 76	323	A Chicago St.	98 70	340	N Jacksonville St.	61 55	
LAST 10 Division I												
36	A Michigan	64 79	240	A Niagara	63 77							
340	N Jacksonville St.	61 55	94	A Michigan St.	56 76							
301	A FIU	58 49	323	A Chicago St.	98 70							
			55	H Bradley	58 74							

Non-Div I Games: Concordia (MI) 76 42

Oakland

Average RPI Win: 219		WON-LOST	WINNING	LAST 10	STRENGTH OF	OPP. STRENGTH	TEAM	ADJ.	CONF.	ADJ CONF.
Average RPI Loss: 96		RECORD	PCT. RANK	GAMES	SCHEDULE	OF SCHEDULE	RPI	RPI	RPI	RPI
DIV. I ONLY		6- 2	60	6-2	236	130	106	106	12	12
DIV. I NON-CONF.		6- 2	61	6-2	235	130	106	106	12	12
TOTALS	RPI 1-25		RPI 26-50		W-L RECORDS	RPI 51-100	RPI 101-150		RPI 150+	
6- 2	1- 0		0- 0		OVERALL	1- 1	0- 1		4- 0	
4- 0	0- 0		0- 0		HOME	1- 0	0- 0		3- 0	
1- 1	1- 0		0- 0		AWAY	0- 0	0- 1		0- 0	
1- 1	0- 0		0- 0		NEUTRAL	0- 1	0- 0		1- 0	
6- 2	1- 0		0- 0		NON-CONFERENCE	1- 1	0- 1		4- 0	
4- 0	0- 0		0- 0		HOME	1- 0	0- 0		3- 0	
1- 1	1- 0		0- 0		AWAY	0- 0	0- 1		0- 0	
1- 1	0- 0		0- 0		NEUTRAL	0- 1	0- 0		1- 0	
0- 0	0- 0		0- 0		CONFERENCE	0- 0	0- 0		0- 0	
0- 0	0- 0		0- 0		HOME	0- 0	0- 0		0- 0	
0- 0	0- 0		0- 0		AWAY	0- 0	0- 0		0- 0	
0- 0	0- 0		0- 0		NEUTRAL	0- 0	0- 0		0- 0	

[illegible]

Non-Div I Games:

Ohio

■ Loss, ■ Non-Conf, S Site, H Home A Away N Neutral

Average RPI Win:	105	WON-LOST	WINNING	LAST 10	STRENGTH OF	OPP. STRENGTH	TEAM	ADJ.	CONF.	ADJ CONF.
Average RPI Loss:	41	RECORD	PCT. RANK	GAMES	SCHEDULE	OF SCHEDULE	RPI	RPI	RPI	RPI
DIV. I ONLY	6- 3	85	6-3	2	63	12	12	2	2	
DIV. I NON-CONF.	6- 3	83	6-3	2	63	12	12	2	2	
TOTALS	RPI 1-25	RPI 26-50	W-L RECORDS	RPI 51-100	RPI 101-150	RPI 150+				
6- 3	1- 2	0- 0	OVERALL	2- 0	2- 1	1- 0				
2- 2	1- 1	0- 0	HOME	0- 0	0- 1	1- 0				
2- 0	0- 0	0- 0	AWAY	1- 0	1- 0	0- 0				
2- 1	0- 1	0- 0	NEUTRAL	1- 0	1- 0	0- 0				
6- 3	1- 2	0- 0	NON-CONFERENCE	2- 0	2- 1	1- 0				
2- 2	1- 1	0- 0	HOME	0- 0	0- 1	1- 0				
2- 0	0- 0	0- 0	AWAY	1- 0	1- 0	0- 0				
2- 1	0- 1	0- 0	NEUTRAL	1- 0	1- 0	0- 0				
0- 0	0- 0	0- 0	CONFERENCE	0- 0	0- 0	0- 0				
0- 0	0- 0	0- 0	HOME	0- 0	0- 0	0- 0				
0- 0	0- 0	0- 0	AWAY	0- 0	0- 0	0- 0				
0- 0	0- 0	0- 0	NEUTRAL	0- 0	0- 0	0- 0				

RPI	S	Opponent	Score	RPI	S	Opponent	Score	RPI	S	Opponent	Score	RPI	S	Opponent	Score
3	H	UConn	62 73					54	N	UNI	64 46	106	H	Ohio	68 74
5	H	Louisville	67 60					69	A	Kent St.	75 65	107	N	Valparaiso	89 38
15	N	South Dakota	53 68									147	A	Cincinnati	78 73
												246	H	Radford	70 57
LAST 10 Division I															
15	N	South Dakota	53 68	246	H	Radford	70 57								
3	H	UConn	62 73	5	H	Louisville	67 60								
69	A	Kent St.	75 65	54	N	UNI	64 46								
106	H	Ohio	68 74	107	N	Valparaiso	89 38								
147	A	Cincinnati	78 73												

Non-Div I Games:

Ohio St.

Average RPI Win: 138		WON-LOST	WINNING	LAST 10	STRENGTH OF	OPP. STRENGTH	TEAM	ADJ.	CONF.	ADJ CONF.
Average RPI Loss: 72		RECORD	PCT. RANK	GAMES	SCHEDULE	OF SCHEDULE	RPI	RPI	RPI	RPI
DIV. I ONLY		5- 4	146	5-4	14	71	51	51	5	5
DIV. I NON-CONF.		5- 4	145	5-4	14	71	51	51	5	5
<hr/>										
TOTALS	RPI 1-25		RPI 26-50		W-L RECORDS		RPI 51-100		RPI 101-150	RPI 150+
5- 4	0- 1		2- 1		OVERALL		0- 0		1- 2	2- 0
5- 1	0- 1		2- 0		HOME		0- 0		1- 0	2- 0
0- 3	0- 0		0- 1		AWAY		0- 0		0- 2	0- 0
0- 0	0- 0		0- 0		NEUTRAL		0- 0		0- 0	0- 0
5- 4	0- 1		2- 1		NON-CONFERENCE		0- 0		1- 2	2- 0
5- 1	0- 1		2- 0		HOME		0- 0		1- 0	2- 0
0- 3	0- 0		0- 1		AWAY		0- 0		0- 2	0- 0
0- 0	0- 0		0- 0		NEUTRAL		0- 0		0- 0	0- 0
0- 0	0- 0		0- 0		CONFERENCE		0- 0		0- 0	0- 0
0- 0	0- 0		0- 0		HOME		0- 0		0- 0	0- 0
0- 0	0- 0		0- 0		AWAY		0- 0		0- 0	0- 0
0- 0	0- 0		0- 0		NEUTRAL		0- 0		0- 0	0- 0

RPI 1-25			RPI 26-50			RPI 51-100			Team's RPI: 51	RPI 101+		
RPI	S	Opponent	Score	RPI	S	Opponent	Score	RPI	S	Opponent	Score	RPI
2	H	Missouri St.	90 96	28	H	Abilene Christian	78 65			114	A	Houston
				38	A	Western Ky.	63 74			132	A	Wichita St.
				45	H	LSU	90 68			142	H	SFA
										222	H	UAB
										254	H	Prairie View
LAST 10 Division I												
		114	A	Houston	69	85	45	H	LSU	90	68	
		142	H	SFA	75	62	38	A	Western Ky.	63	74	
		2	H	Missouri St.	90	96	132	A	Wichita St.	83	88	
		222	H	UAB	82	75	28	H	Abilene Christian	78	65	
		254	H	Prairie View	94	48						

Non-Div I Games:

Oklahoma

■ Loss,
 ■ Non-Conf,
 S Site,
 ■ Home
 ■ Away
 N Neutral

Average RPI Win:	167	WON-LOST	WINNING	LAST 10	STRENGTH OF	OPP. STRENGTH	TEAM	ADJ.	CONF.	ADJ CONF.
Average RPI Loss:	13	RECORD	PCT. RANK	GAMES	SCHEDULE	OF SCHEDULE	RPI	RPI	RPI	RPI
DIV. I ONLY	6- 3	85	6-3	27	68	32	32	5	5	
DIV. I NON-CONF.	6- 3	83	6-3	26	68	32	32	5	5	
TOTALS	RPI 1-25	RPI 26-50	W-L RECORDS	RPI 51-100	RPI 101-150	RPI 150+				
6- 3	0- 3	0- 0	OVERALL	1- 0	1- 0	4- 0				
4- 0	0- 0	0- 0	HOME	0- 0	1- 0	3- 0				
1- 1	0- 1	0- 0	AWAY	0- 0	0- 0	1- 0				
1- 2	0- 2	0- 0	NEUTRAL	1- 0	0- 0	0- 0				
6- 3	0- 3	0- 0	NON-CONFERENCE	1- 0	1- 0	4- 0				
4- 0	0- 0	0- 0	HOME	0- 0	1- 0	3- 0				
1- 1	0- 1	0- 0	AWAY	0- 0	0- 0	1- 0				
1- 2	0- 2	0- 0	NEUTRAL	1- 0	0- 0	0- 0				
0- 0	0- 0	0- 0	CONFERENCE	0- 0	0- 0	0- 0				
0- 0	0- 0	0- 0	HOME	0- 0	0- 0	0- 0				
0- 0	0- 0	0- 0	AWAY	0- 0	0- 0	0- 0				
0- 0	0- 0	0- 0	NEUTRAL	0- 0	0- 0	0- 0				

RPI 1-25				RPI 26-50		Team's RPI: 32		RPI 51-100				RPI 101+			
RPI	S	Opponent	Score	RPI	S	Opponent	Score	RPI	S	Opponent	Score	RPI	S	Opponent	Score
5	N	Louisville	48 69					82	N	UT Arlington	60 47	110	H	Idaho	62 47
14	N	Oregon	72 89									154	H	Lamar University	74 53
20	A	Texas A&M	62 74									179	H	Idaho St.	70 52
												238	H	Rice	69 38
												241	A	Tulsa	78 48
LAST 10 Division I															
179	H	Idaho St.	70 52	20	A	Texas A&M	62 74	82	N	UT Arlington	60 47	5	N	Louisville	48 69
241	A	Tulsa	78 48					14	N	Oregon	72 89	238	H	Rice	69 38
154	H	Lamar University	74 53												
110	H	Idaho	62 47												

Non-Div I Games:

Oklahoma St.

Average RPI Win:	208	WON-LOST	WINNING	LAST 10	STRENGTH OF	OPP. STRENGTH	TEAM	ADJ.	CONF.	ADJ CONF.
Average RPI Loss:	24	RECORD	PCT. RANK	GAMES	SCHEDULE	OF SCHEDULE	RPI	RPI	RPI	RPI
DIV. I ONLY	7- 1	32	7-1	233	108	53	53	13	13	
DIV. I NON-CONF.	7- 1	32	7-1	232	108	53	53	13	13	
TOTALS	RPI 1-25	RPI 26-50	W-L RECORDS	RPI 51-100	RPI 101-150	RPI 150+				
7- 1	0- 1	0- 0	OVERALL	0- 0	2- 0	5- 0				
3- 0	0- 0	0- 0	HOME	0- 0	0- 0	3- 0				
3- 1	0- 1	0- 0	AWAY	0- 0	1- 0	2- 0				
1- 0	0- 0	0- 0	NEUTRAL	0- 0	1- 0	0- 0				
7- 1	0- 1	0- 0	NON-CONFERENCE	0- 0	2- 0	5- 0				
3- 0	0- 0	0- 0	HOME	0- 0	0- 0	3- 0				
3- 1	0- 1	0- 0	AWAY	0- 0	1- 0	2- 0				
1- 0	0- 0	0- 0	NEUTRAL	0- 0	1- 0	0- 0				
0- 0	0- 0	0- 0	CONFERENCE	0- 0	0- 0	0- 0				
0- 0	0- 0	0- 0	HOME	0- 0	0- 0	0- 0				
0- 0	0- 0	0- 0	AWAY	0- 0	0- 0	0- 0				
0- 0	0- 0	0- 0	NEUTRAL	0- 0	0- 0	0- 0				

RPI 1-25				RPI 26-50				RPI 51-100				Team's RPI: 53		RPI 101+			
RPI	S	Opponent	Score	RPI	S	Opponent	Score	RPI	S	Opponent	Score			RPI	S	Opponent	Score
24	A	Virginia	53 56											110	N	Idaho	67 55
														115	A	Auburn	89 77
														152	H	Campbell	59 44
														172	A	William & Mary	69 58
														273	H	UMES	48 39
														299	A	Cal Poly	61 55
														333	H	Winthrop	68 44
LAST 10 Division I																	
				273	H	UMES	48 39			172	A	William & Mary	69 58				
				115	A	Auburn	89 77			110	N	Idaho	67 55				
				152	H	Campbell	59 44			299	A	Cal Poly	61 55				
										24	A	Virginia	53 56				
										333	H	Winthrop	68 44				

Non-Div I Games:

Old Dominion

Ole Miss

O
l
e
M
i
s
s

Ole Miss

Page 217

Average RPI Win:	238	WON-LOST	WINNING	LAST 10	STRENGTH OF	OPP. STRENGTH	TEAM	ADJ.	CONF.	ADJ CONF.
Average RPI Loss:	156	RECORD	PCT. RANK	GAMES	SCHEDULE	OF SCHEDULE	RPI	RPI	RPI	RPI
DIV. I ONLY	3- 7	244	3-7	210	166	276	276	17	17	
DIV. I NON-CONF.	3- 7	246	3-7	210	164	277	277	17	17	
TOTALS	RPI 1-25	RPI 26-50	W-L RECORDS	RPI 51-100	RPI 101-150	RPI 150+				
3- 7	0- 1	0- 1	OVERALL	0- 1	1- 0	2- 4				
2- 2	0- 1	0- 0	HOME	0- 1	1- 0	1- 0				
0- 4	0- 0	0- 1	AWAY	0- 0	0- 0	0- 3				
1- 1	0- 0	0- 0	NEUTRAL	0- 0	0- 0	1- 1				
3- 7	0- 1	0- 1	NON-CONFERENCE	0- 1	1- 0	2- 4				
2- 2	0- 1	0- 0	HOME	0- 1	1- 0	1- 0				
0- 4	0- 0	0- 1	AWAY	0- 0	0- 0	0- 3				
1- 1	0- 0	0- 0	NEUTRAL	0- 0	0- 0	1- 1				
0- 0	0- 0	0- 0	CONFERENCE	0- 0	0- 0	0- 0				
0- 0	0- 0	0- 0	HOME	0- 0	0- 0	0- 0				
0- 0	0- 0	0- 0	AWAY	0- 0	0- 0	0- 0				
0- 0	0- 0	0- 0	NEUTRAL	0- 0	0- 0	0- 0				

RPI 1-25				RPI 26-50				RPI 51-100				RPI 101+ Team's RPI: 276			
RPI	S	Opponent	Score	RPI	S	Opponent	Score	RPI	S	Opponent	Score	RPI	S	Opponent	Score
8	H	Creighton	54 67	33	A	Kansas	48 63	54	H	UNI	45 81	124	H	UMKC	57 53
												235	A	Eastern Ill.	52 65
												248	N	VCU	66 74
												252	A	Northern Ky.	40 57
												255	H	Morgan St.	70 64
												263	A	Kansas St.	48 73
												334	N	Mississippi Val.	78 70
LAST 10 Division I															
54	H	UNI	45 81	248	N	VCU	66 74								
235	A	Eastern Ill.	52 65	252	A	Northern Ky.	40 57								
124	H	UMKC	57 53	255	H	Morgan St.	70 64								
334	N	Mississippi Val.	78 70	33	A	Kansas	48 63								
8	H	Creighton	54 67	263	A	Kansas St.	48 73								

Non-Div I Games: Peru St. 92 58

Omaha

■ Loss,
 ■ Non-Conf,
 ■ S Site,
 ■ H Home
 ■ A Away
 N Neutral

Oral Roberts

Through Games Of Dec. 12, 2019

Average RPI Win:	159	WON-LOST	WINNING	LAST 10	STRENGTH OF	OPP. STRENGTH	TEAM	ADJ.	CONF.	ADJ CONF.
Average RPI Loss:	185	RECORD	PCT. RANK	GAMES	SCHEDULE	OF SCHEDULE	RPI	RPI	RPI	RPI
DIV. I ONLY	3- 6	228	3-6	107	276	229	229	17	17	
DIV. I NON-CONF.	3- 6	229	3-6	107	277	229	229	17	17	
TOTALS	RPI 1-25	RPI 26-50	W-L RECORDS	RPI 51-100	RPI 101-150	RPI 150+				
3- 6	0- 0	0- 1	OVERALL	0- 0	1- 1	2- 4				
3- 1	0- 0	0- 0	HOME	0- 0	1- 0	2- 1				
0- 5	0- 0	0- 1	AWAY	0- 0	0- 1	0- 3				
0- 0	0- 0	0- 0	NEUTRAL	0- 0	0- 0	0- 0				
3- 6	0- 0	0- 1	NON-CONFERENCE	0- 0	1- 1	2- 4				
3- 1	0- 0	0- 0	HOME	0- 0	1- 0	2- 1				
0- 5	0- 0	0- 1	AWAY	0- 0	0- 1	0- 3				
0- 0	0- 0	0- 0	NEUTRAL	0- 0	0- 0	0- 0				
0- 0	0- 0	0- 0	CONFERENCE	0- 0	0- 0	0- 0				
0- 0	0- 0	0- 0	HOME	0- 0	0- 0	0- 0				
0- 0	0- 0	0- 0	AWAY	0- 0	0- 0	0- 0				
0- 0	0- 0	0- 0	NEUTRAL	0- 0	0- 0	0- 0				

RPI S	Opponent	Score	RPI S	Opponent	Score	RPI S	Opponent	Score	RPI S	Opponent	Score	Team's RPI: 229
			31 A	Arkansas	64 96				132 H	Wichita St.	79 66	
									137 A	Southern Utah	58 72	
									170 H	Sam Houston St.	64 41	
									176 H	Texas St.	63 57	
									201 A	Utah	58 78	
									236 H	Houston Baptist	73 74	
									241 A	Tulsa	65 67	
									263 A	Kansas St.	69 109	
LAST 10 Division I												
201 A	Utah	58 78	241 A	Tulsa	65 67							
137 A	Southern Utah	58 72	263 A	Kansas St.	69 109							
170 H	Sam Houston St.	64 41	31 A	Arkansas	64 96							
236 H	Houston Baptist	73 74	132 H	Wichita St.	79 66							
			176 H	Texas St.	63 57							

Non-Div I Games: Cent. Christian (KS114 60

Oral Roberts

Loss, Non-Conf, S Site, H Home A Away N Neutral

Oregon

Through Games Of Dec. 12, 2019

Average RPI Win:	118	WON-LOST	WINNING	LAST 10	STRENGTH OF	OPP. STRENGTH	TEAM	ADJ.	CONF.	ADJ CONF.
Average RPI Loss:	5	RECORD	PCT. RANK	GAMES	SCHEDULE	OF SCHEDULE	RPI	RPI	RPI	RPI
DIV. I ONLY	7- 1	32	7-1	64	10	14	14	1	1	
DIV. I NON-CONF.	7- 1	32	7-1	63	10	14	14	1	1	
TOTALS	RPI 1-25	RPI 26-50	W-L RECORDS	RPI 51-100	RPI 101-150	RPI 150+				
7- 1	0- 1	1- 0	OVERALL	3- 0	1- 0	2- 0				
4- 0	0- 0	0- 0	HOME	2- 0	0- 0	2- 0				
1- 0	0- 0	0- 0	AWAY	0- 0	1- 0	0- 0				
2- 1	0- 1	1- 0	NEUTRAL	1- 0	0- 0	0- 0				
7- 1	0- 1	1- 0	NON-CONFERENCE	3- 0	1- 0	2- 0				
4- 0	0- 0	0- 0	HOME	2- 0	0- 0	2- 0				
1- 0	0- 0	0- 0	AWAY	0- 0	1- 0	0- 0				
2- 1	0- 1	1- 0	NEUTRAL	1- 0	0- 0	0- 0				
0- 0	0- 0	0- 0	CONFERENCE	0- 0	0- 0	0- 0				
0- 0	0- 0	0- 0	HOME	0- 0	0- 0	0- 0				
0- 0	0- 0	0- 0	AWAY	0- 0	0- 0	0- 0				
0- 0	0- 0	0- 0	NEUTRAL	0- 0	0- 0	0- 0				

RPI S	Opponent	Score	RPI S	Opponent	Score	RPI S	Opponent	Score	RPI S	Opponent	Score
5 N	Louisville	62 72	32 N	Oklahoma St.	89 72	64 H	South Dakota St.	95 56	113 A	Syracuse	81 64
						78 H	Texas Southern	99 63	185 H	Northeastern	89 47
						82 N	UT Arlington	91 54	271 H	Utah St.	109 52
LAST 10 Division I											
			64 H	South Dakota St.	95 56	78 H	Texas Southern	99 63			
			5 N	Louisville	62 72	271 H	Utah St.	109 52			
			82 N	UT Arlington	91 54	185 H	Northeastern	89 47			
			113 A	Syracuse	81 64						
			32 N	Oklahoma St.	89 72						

Non-Div I Games:

Oregon

■ Loss,
 ■ Non-Conf,
 S Site,
 ■ Home
 ■ Away
 N Neutral

Average RPI Win:	99	WON-LOST	WINNING	LAST 10	STRENGTH OF	OPP. STRENGTH	TEAM	ADJ.	CONF.	ADJ CONF.
Average RPI Loss:	0	RECORD	PCT. RANK	GAMES	SCHEDULE	OF SCHEDULE	RPI	RPI	RPI	RPI
DIV. I ONLY	8- 0	1	8-0	4	19	1	1	1	1	1
DIV. I NON-CONF.	8- 0	1	8-0	4	19	1	1	1	1	1
TOTALS	RPI 1-25	RPI 26-50	W-L RECORDS	RPI 51-100	RPI 101-150	RPI 150+				
8- 0	2- 0	2- 0	OVERALL	0- 0	1- 0	3- 0				
6- 0	2- 0	1- 0	HOME	0- 0	1- 0	2- 0				
1- 0	0- 0	1- 0	AWAY	0- 0	0- 0	0- 0				
1- 0	0- 0	0- 0	NEUTRAL	0- 0	0- 0	1- 0				
8- 0	2- 0	2- 0	NON-CONFERENCE	0- 0	1- 0	3- 0				
6- 0	2- 0	1- 0	HOME	0- 0	1- 0	2- 0				
1- 0	0- 0	1- 0	AWAY	0- 0	0- 0	0- 0				
1- 0	0- 0	0- 0	NEUTRAL	0- 0	0- 0	1- 0				
0- 0	0- 0	0- 0	CONFERENCE	0- 0	0- 0	0- 0				
0- 0	0- 0	0- 0	HOME	0- 0	0- 0	0- 0				
0- 0	0- 0	0- 0	AWAY	0- 0	0- 0	0- 0				
0- 0	0- 0	0- 0	NEUTRAL	0- 0	0- 0	0- 0				

RPI 1-25				Team's RPI: 1				RPI 26-50				RPI 51-100				RPI 101+			
RPI	S	Opponent	Score					RPI	S	Opponent	Score					RPI	S	Opponent	Score
2	H	Missouri St.	80 69					39	H	Pacific	69 57					137	H	Southern Utah	95 45
6	H	DePaul	98 77					50	A	Miami (FL)	75 53					159	H	Hawaii	64 32
																191	H	UC Irvine	86 57
																206	N	Liberty	68 55
LAST 10 Division I																			
								50	A	Miami (FL)	75 53					159	H	Hawaii	64 32
								137	H	Southern Utah	95 45					206	N	Liberty	68 55
								2	H	Missouri St.	80 69					191	H	UC Irvine	86 57
								6	H	DePaul	98 77								
								39	H	Pacific	69 57								

Non-Div I Games:

Oregon St.

Through Games of Dec. 11, 1919										
Average RPI Win:	183	WON-LOST	WINNING	LAST 10	STRENGTH OF	OPP. STRENGTH	TEAM	ADJ.	CONF.	ADJ CONF.
Average RPI Loss:	32	RECORD	PCT. RANK	GAMES	SCHEDULE	OF SCHEDULE	RPI	RPI	RPI	RPI
DIV. I ONLY	6- 2	60	6-2	152	14	39	39	11	11	
DIV. I NON-CONF.	6- 2	61	6-2	150	14	39	39	11	11	

TOTALS	RPI 1-25	RPI 26-50		W-L RECORDS		RPI 51-100	RPI 101-150	RPI 150+		
6- 2	0- 1	0- 0		OVERALL		1- 1	1- 0	4- 0		
4- 0	0- 0	0- 0		HOME		0- 0	1- 0	3- 0		
2- 2	0- 1	0- 0		AWAY		1- 1	0- 0	1- 0		
0- 0	0- 0	0- 0		NEUTRAL		0- 0	0- 0	0- 0		
6- 2	0- 1	0- 0		NON-CONFERENCE		1- 1	1- 0	4- 0		
4- 0	0- 0	0- 0		HOME		0- 0	1- 0	3- 0		
2- 2	0- 1	0- 0		AWAY		1- 1	0- 0	1- 0		
0- 0	0- 0	0- 0		NEUTRAL		0- 0	0- 0	0- 0		
0- 0	0- 0	0- 0		CONFERENCE		0- 0	0- 0	0- 0		
0- 0	0- 0	0- 0		HOME		0- 0	0- 0	0- 0		
0- 0	0- 0	0- 0		AWAY		0- 0	0- 0	0- 0		
0- 0	0- 0	0- 0		NEUTRAL		0- 0	0- 0	0- 0		

RPI 1-25				RPI 26-50				Team's RPI: 39				RPI 51-100				RPI 101+			
RPI	S	Opponent	Score	RPI	S	Opponent	Score					RPI	S	Opponent	Score	RPI	S	Opponent	Score
1	A	Oregon St.	57 69									62	A	CSU Bakersfield	70 80	124	H	UMKC	89 60
												68	A	Drexel	58 51	207	H	SMU	77 49
																210	H	Weber St.	76 53
																219	H	Indiana St.	83 66
																270	A	UC Santa Barbara	63 53
LAST 10 Division I																			
210	H	Weber St.	76 53	62	A	CSU Bakersfield	70 80												
68	A	Drexel	58 51	270	A	UC Santa Barbara	63 53												
1	A	Oregon St.	57 69	207	H	SMU	77 49												
124	H	UMKC	89 60	219	H	Indiana St.	83 66												

Non-Div I Games:

Pacific

Average RPI Win:	218	WON-LOST	WINNING	LAST 10	STRENGTH OF	OPP. STRENGTH	TEAM	ADJ.	CONF.	ADJ CONF.
Average RPI Loss:	22	RECORD	PCT. RANK	GAMES	SCHEDULE	OF SCHEDULE	RPI	RPI	RPI	RPI
DIV. I ONLY	7- 1	32	7-1	325	18	92	92	8	8	
DIV. I NON-CONF.	7- 1	32	7-1	325	18	92	92	8	8	
TOTALS	RPI 1-25	RPI 26-50	W-L RECORDS	RPI 51-100	RPI 101-150	RPI 150+				
7- 1	0- 1	0- 0	OVERALL	0- 0	1- 0	6- 0				
4- 0	0- 0	0- 0	HOME	0- 0	0- 0	4- 0				
3- 1	0- 1	0- 0	AWAY	0- 0	1- 0	2- 0				
0- 0	0- 0	0- 0	NEUTRAL	0- 0	0- 0	0- 0				
7- 1	0- 1	0- 0	NON-CONFERENCE	0- 0	1- 0	6- 0				
4- 0	0- 0	0- 0	HOME	0- 0	0- 0	4- 0				
3- 1	0- 1	0- 0	AWAY	0- 0	1- 0	2- 0				
0- 0	0- 0	0- 0	NEUTRAL	0- 0	0- 0	0- 0				
0- 0	0- 0	0- 0	CONFERENCE	0- 0	0- 0	0- 0				
0- 0	0- 0	0- 0	HOME	0- 0	0- 0	0- 0				
0- 0	0- 0	0- 0	AWAY	0- 0	0- 0	0- 0				
0- 0	0- 0	0- 0	NEUTRAL	0- 0	0- 0	0- 0				

RPI 1-25				RPI 26-50				RPI 51-100				Team's RPI: 92		RPI 101+			
RPI	S	Opponent	Score	RPI	S	Opponent	Score	RPI	S	Opponent	Score			RPI	S	Opponent	Score
22	A	Duke	50 66											138	A	La Salle	65 49
														186	A	Saint Joseph's	55 45
														189	H	Stetson	81 41
														192	H	Siena	92 44
														244	H	Iona	74 42
														277	H	Hartford	74 46
														297	A	NJIT	85 51
LAST 10 Division I																	
				189	H	Stetson	81 41					138	A	La Salle	65 49		
				297	A	NJIT	85 51					277	H	Hartford	74 46		
				192	H	Siena	92 44					22	A	Duke	50 66		
												186	A	Saint Joseph's	55 45		
												244	H	Iona	74 42		

Non-Div I Games:

Penn

Average RPI Win:	240	WON-LOST	WINNING	LAST 10	STRENGTH OF	OPP. STRENGTH	TEAM	ADJ.	CONF.	ADJ CONF.
Average RPI Loss:	174	RECORD	PCT. RANK	GAMES	SCHEDULE	OF SCHEDULE	RPI	RPI	RPI	RPI
DIV. I ONLY	5- 4	146	5-4	310	146	267	267	2	2	
DIV. I NON-CONF.	5- 4	145	5-4	310	145	269	269	2	2	
TOTALS	RPI 1-25	RPI 26-50	W-L RECORDS	RPI 51-100	RPI 101-150	RPI 150+				
5- 4	0- 0	0- 0	OVERALL	0- 0	1- 2	4- 2				
3- 3	0- 0	0- 0	HOME	0- 0	1- 2	2- 1				
1- 0	0- 0	0- 0	AWAY	0- 0	0- 0	1- 0				
1- 1	0- 0	0- 0	NEUTRAL	0- 0	0- 0	1- 1				
5- 4	0- 0	0- 0	NON-CONFERENCE	0- 0	1- 2	4- 2				
3- 3	0- 0	0- 0	HOME	0- 0	1- 2	2- 1				
1- 0	0- 0	0- 0	AWAY	0- 0	0- 0	1- 0				
1- 1	0- 0	0- 0	NEUTRAL	0- 0	0- 0	1- 1				
0- 0	0- 0	0- 0	CONFERENCE	0- 0	0- 0	0- 0				
0- 0	0- 0	0- 0	HOME	0- 0	0- 0	0- 0				
0- 0	0- 0	0- 0	AWAY	0- 0	0- 0	0- 0				
0- 0	0- 0	0- 0	NEUTRAL	0- 0	0- 0	0- 0				

RPI 1-25			RPI 26-50			RPI 51-100			RPI 101+			Team's RPI: 267
RPI	S	Opponent	Score	RPI	S	Opponent	Score	RPI	S	Opponent	Score	
								105	H	Rider	70	78
								131	H	Fordham	72	59
								138	H	La Salle	67	69
								173	H	George Mason	68	78
								187	H	Clemson	68	55
								256	A	Towson	73	67
								278	N	Long Beach St.	56	64
								296	H	Pittsburgh	78	73
								329	N	N.C. Central	92	68
LAST 10 Division I												
296	H	Pittsburgh	78	73	173	H	George Mason	68	78			
329	N	N.C. Central	92	68	187	H	Clemson	68	55			
278	N	Long Beach St.	56	64	138	H	La Salle	67	69			
256	A	Towson	73	67	131	H	Fordham	72	59			
					105	H	Rider	70	78			

Non-Div I Games:

Penn St.

Pepperdine

Through Games Of Dec. 12, 2019

Average RPI Win:	283	WON-LOST	WINNING	LAST 10	STRENGTH OF	OPP. STRENGTH	TEAM	ADJ.	CONF.	ADJ CONF.
Average RPI Loss:	163	RECORD	PCT. RANK	GAMES	SCHEDULE	OF SCHEDULE	RPI	RPI	RPI	RPI
DIV. I ONLY	3- 3	163	3-3	341	55	294	294	11	11	
DIV. I NON-CONF.	3- 3	162	3-3	341	55	294	294	11	11	
TOTALS	RPI 1-25	RPI 26-50	W-L RECORDS	RPI 51-100	RPI 101-150	RPI 150+				
3- 3	0- 0	0- 0	OVERALL	0- 1	0- 0	3- 2				
1- 2	0- 0	0- 0	HOME	0- 0	0- 0	1- 2				
2- 1	0- 0	0- 0	AWAY	0- 1	0- 0	2- 0				
0- 0	0- 0	0- 0	NEUTRAL	0- 0	0- 0	0- 0				
3- 3	0- 0	0- 0	NON-CONFERENCE	0- 1	0- 0	3- 2				
1- 2	0- 0	0- 0	HOME	0- 0	0- 0	1- 2				
2- 1	0- 0	0- 0	AWAY	0- 1	0- 0	2- 0				
0- 0	0- 0	0- 0	NEUTRAL	0- 0	0- 0	0- 0				
0- 0	0- 0	0- 0	CONFERENCE	0- 0	0- 0	0- 0				
0- 0	0- 0	0- 0	HOME	0- 0	0- 0	0- 0				
0- 0	0- 0	0- 0	AWAY	0- 0	0- 0	0- 0				
0- 0	0- 0	0- 0	NEUTRAL	0- 0	0- 0	0- 0				

RPI 1-25				RPI 26-50				RPI 51-100				RPI 101+				Team's RPI: 294	
RPI	S	Opponent	Score	RPI	S	Opponent	Score	RPI	S	Opponent	Score	RPI	S	Opponent	Score		
								85	A	Washington St.	48	85	159	H	Hawaii	51	52
												225	A	Eastern Wash.	53	52	
												245	H	UNLV	44	69	
												299	H	Cal Poly	63	53	
												325	A	New Mexico St.	72	69	
LAST 10 Division I																	
				245	H	UNLV	44	69		299	H	Cal Poly	63	53			
				225	A	Eastern Wash.	53	52		85	A	Washington St.	48	85			
				325	A	New Mexico St.	72	69									
				159	H	Hawaii	51	52									

Non-Div I Games: Concordia (CA) 76 57 Cal St. L.A. 79 56

Pepperdine

Loss, Non-Conf, S Site, H Home A Away N Neutral

Average RPI Win:	314	WON-LOST	WINNING	LAST 10	STRENGTH OF	OPP. STRENGTH	TEAM	ADJ.	CONF.	ADJ CONF.
Average RPI Loss:	156	RECORD	PCT. RANK	GAMES	SCHEDULE	OF SCHEDULE	RPI	RPI	RPI	RPI
DIV. I ONLY	3- 6	228	3-6	219	315	296	296	3	3	
DIV. I NON-CONF.	3- 6	229	3-6	217	316	296	296	3	3	
TOTALS	RPI 1-25	RPI 26-50	W-L RECORDS	RPI 51-100	RPI 101-150	RPI 150+				
3- 6	0- 0	0- 0	OVERALL	0- 1	0- 3	3- 2				
2- 3	0- 0	0- 0	HOME	0- 0	0- 2	2- 1				
0- 2	0- 0	0- 0	AWAY	0- 1	0- 0	0- 1				
1- 1	0- 0	0- 0	NEUTRAL	0- 0	0- 1	1- 0				
3- 6	0- 0	0- 0	NON-CONFERENCE	0- 1	0- 3	3- 2				
2- 3	0- 0	0- 0	HOME	0- 0	0- 2	2- 1				
0- 2	0- 0	0- 0	AWAY	0- 1	0- 0	0- 1				
1- 1	0- 0	0- 0	NEUTRAL	0- 0	0- 1	1- 0				
0- 0	0- 0	0- 0	CONFERENCE	0- 0	0- 0	0- 0				
0- 0	0- 0	0- 0	HOME	0- 0	0- 0	0- 0				
0- 0	0- 0	0- 0	AWAY	0- 0	0- 0	0- 0				
0- 0	0- 0	0- 0	NEUTRAL	0- 0	0- 0	0- 0				

RPI 1-25			RPI 26-50			RPI 51-100			RPI 101+			Team's RPI: 296
RPI	S	Opponent	Score	RPI	S	Opponent	Score	RPI	S	Opponent	Score	
						99 A UCF	58 74	106 N		Ohio	50 72	
								112 H		Duquesne	62 81	
								123 H		Stony Brook	56 59	
								228 H		Georgetown	56 66	
								260 N		Ole Miss	58 50	
								267 A		Penn St.	73 78	
								339 H		Fairleigh Dickinson	69 60	
								342 H		Central Conn. St.	81 73	
LAST 10 Division I												
106 N		Ohio	50 72	123 H		Stony Brook	56 59					
112 H		Duquesne	62 81	267 A		Penn St.	73 78					
339 H		Fairleigh Dickinson	69 60	260 N		Ole Miss	58 50					
228 H		Georgetown	56 66	99 A		UCF	58 74					
342 H		Central Conn. St.	81 73									

Non-Div I Games:

Pittsburgh

Average RPI Win:	244	WON-LOST	WINNING	LAST 10	STRENGTH OF	OPP. STRENGTH	TEAM	ADJ.	CONF.	ADJ CONF.
Average RPI Loss:	107	RECORD	PCT. RANK	GAMES	SCHEDULE	OF SCHEDULE	RPI	RPI	RPI	RPI
DIV. I ONLY	5- 3	106	5-3	252	157	167	167	11	11	
DIV. I NON-CONF.	5- 3	105	5-3	250	156	164	164	11	11	
TOTALS	RPI 1-25	RPI 26-50	W-L RECORDS	RPI 51-100	RPI 101-150	RPI 150+				
5- 3	0- 0	0- 1	OVERALL	0- 1	0- 0	5- 1				
2- 2	0- 0	0- 1	HOME	0- 1	0- 0	2- 0				
3- 1	0- 0	0- 0	AWAY	0- 0	0- 0	3- 1				
0- 0	0- 0	0- 0	NEUTRAL	0- 0	0- 0	0- 0				
5- 3	0- 0	0- 1	NON-CONFERENCE	0- 1	0- 0	5- 1				
2- 2	0- 0	0- 1	HOME	0- 1	0- 0	2- 0				
3- 1	0- 0	0- 0	AWAY	0- 0	0- 0	3- 1				
0- 0	0- 0	0- 0	NEUTRAL	0- 0	0- 0	0- 0				
0- 0	0- 0	0- 0	CONFERENCE	0- 0	0- 0	0- 0				
0- 0	0- 0	0- 0	HOME	0- 0	0- 0	0- 0				
0- 0	0- 0	0- 0	AWAY	0- 0	0- 0	0- 0				
0- 0	0- 0	0- 0	NEUTRAL	0- 0	0- 0	0- 0				

RPI S	Opponent	Score	RPI S	Opponent	Score	RPI S	Opponent	Score	RPI S	Opponent	Score	Team's RPI: 167
28	H Abilene Christian	69 76	63	H Loyola Chicago	64 78	164	H Fresno St.	75 64	210	A Weber St.	78 59	
						231	A CSUN	64 73	271	A Utah St.	70 64	
						287	H Grand Canyon	73 41	288	A Air Force	72 56	
LAST 10 Division I												
231	A CSUN	64 73	287	H Grand Canyon	73 41							
164	H Fresno St.	75 64	63	H Loyola Chicago	64 78							
210	A Weber St.	78 59	28	H Abilene Christian	69 76							
271	A Utah St.	70 64	288	A Air Force	72 56							

Non-Div I Games: Warner Pacific 78 36

Portland

■ Loss,
 ■ Non-Conf, S Site,
 ■ Home
 ■ Away
 N Neutral

Average RPI Win:	269	WON-LOST	WINNING	LAST 10	STRENGTH OF	OPP. STRENGTH	TEAM	ADJ.	CONF.	ADJ CONF.
Average RPI Loss:	129	RECORD	PCT. RANK	GAMES	SCHEDULE	OF SCHEDULE	RPI	RPI	RPI	RPI
DIV. I ONLY	4- 3	131	4-3	289	132	175	175	18	18	
DIV. I NON-CONF.	4- 3	131	4-3	290	132	172	172	18	18	
TOTALS	RPI 1-25	RPI 26-50	W-L RECORDS	RPI 51-100	RPI 101-150	RPI 150+				
4- 3	0- 0	0- 0	OVERALL	0- 1	0- 1	4- 1				
2- 0	0- 0	0- 0	HOME	0- 0	0- 0	2- 0				
2- 2	0- 0	0- 0	AWAY	0- 1	0- 1	2- 0				
0- 1	0- 0	0- 0	NEUTRAL	0- 0	0- 0	0- 1				
4- 3	0- 0	0- 0	NON-CONFERENCE	0- 1	0- 1	4- 1				
2- 0	0- 0	0- 0	HOME	0- 0	0- 0	2- 0				
2- 2	0- 0	0- 0	AWAY	0- 1	0- 1	2- 0				
0- 1	0- 0	0- 0	NEUTRAL	0- 0	0- 0	0- 1				
0- 0	0- 0	0- 0	CONFERENCE	0- 0	0- 0	0- 0				
0- 0	0- 0	0- 0	HOME	0- 0	0- 0	0- 0				
0- 0	0- 0	0- 0	AWAY	0- 0	0- 0	0- 0				
0- 0	0- 0	0- 0	NEUTRAL	0- 0	0- 0	0- 0				

RPI 1-25			RPI 26-50			RPI 51-100			RPI 101+			Team's RPI: 175
RPI	S	Opponent	Score	RPI	S	Opponent	Score	RPI	S	Opponent	Score	
						72 A Boise St.	57 82			124 A UMKC	69 87	
										191 A UC Irvine	70 61	
										191 N UC Irvine	75 83	
										272 A UC Davis	76 70	
										287 H Grand Canyon	69 46	
										326 H Nevada	80 75	
LAST 10 Division I												
						287 H Grand Canyon	69 46			191 A UC Irvine	70 61	
						72 A Boise St.	57 82			272 A UC Davis	76 70	
										326 H Nevada	80 75	
										191 N UC Irvine	75 83	
										124 A UMKC	69 87	

Non-Div I Games: Multnomah 104 48

Portland St.

Average RPI Win:	0	WON-LOST	WINNING	LAST 10	STRENGTH OF	OPP. STRENGTH	TEAM	ADJ.	CONF.	ADJ CONF.
Average RPI Loss:	112	RECORD	PCT. RANK	GAMES	SCHEDULE	OF SCHEDULE	RPI	RPI	RPI	RPI
DIV. I ONLY	0- 6	334	0-6	32	200	254	254	28	28	
DIV. I NON-CONF.	0- 6	334	0-6	31	199	255	255	28	28	
TOTALS	RPI 1-25	RPI 26-50	W-L RECORDS	RPI 51-100	RPI 101-150	RPI 150+				
0- 6	0- 1	0- 0	OVERALL	0- 2	0- 1	0- 2				
0- 1	0- 0	0- 0	HOME	0- 0	0- 0	0- 1				
0- 3	0- 1	0- 0	AWAY	0- 2	0- 0	0- 0				
0- 2	0- 0	0- 0	NEUTRAL	0- 0	0- 1	0- 1				
0- 6	0- 1	0- 0	NON-CONFERENCE	0- 2	0- 1	0- 2				
0- 1	0- 0	0- 0	HOME	0- 0	0- 0	0- 1				
0- 3	0- 1	0- 0	AWAY	0- 2	0- 0	0- 0				
0- 2	0- 0	0- 0	NEUTRAL	0- 0	0- 1	0- 1				
0- 0	0- 0	0- 0	CONFERENCE	0- 0	0- 0	0- 0				
0- 0	0- 0	0- 0	HOME	0- 0	0- 0	0- 0				
0- 0	0- 0	0- 0	AWAY	0- 0	0- 0	0- 0				
0- 0	0- 0	0- 0	NEUTRAL	0- 0	0- 0	0- 0				

RPI 1-25				RPI 26-50				RPI 51-100				RPI 101+ Team's RPI: 254			
RPI	S	Opponent	Score	RPI	S	Opponent	Score	RPI	S	Opponent	Score	RPI	S	Opponent	Score
20	A	Texas A&M	38 80					51	A	Oklahoma	48 94	149	N	Miami (OH)	52 65
								60	A	Arizona	48 83	177	H	Florida	44 51
												213	N	A&M-Corpus Christi	52 64
LAST 10 Division I															
177	H	Florida	44 51	149	N	Miami (OH)	52 65								
20	A	Texas A&M	38 80	51	A	Oklahoma	48 94								
60	A	Arizona	48 83												
213	N	A&M-Corpus Christi	52 64												

Non-Div I Games: Wiley 75 42 Tex. A&M-Kingsville85 55

Presbyterian

Through Games Of Dec. 12, 2019

Average RPI Win:	324	WON-LOST	WINNING	LAST 10	STRENGTH OF	OPP. STRENGTH	TEAM	ADJ.	CONF.	ADJ CONF.
Average RPI Loss:	193	RECORD	PCT. RANK	GAMES	SCHEDULE	OF SCHEDULE	RPI	RPI	RPI	RPI
DIV. I ONLY	2- 5	253	2-5	187	347	268	268	30	30	
DIV. I NON-CONF.	2- 5	253	2-5	187	347	270	270	30	30	
TOTALS	RPI 1-25	RPI 26-50	W-L RECORDS	RPI 51-100	RPI 101-150	RPI 150+				
2- 5	0- 0	0- 0	OVERALL	0- 1	0- 1	2- 3				
1- 1	0- 0	0- 0	HOME	0- 0	0- 0	1- 1				
1- 4	0- 0	0- 0	AWAY	0- 1	0- 1	1- 2				
0- 0	0- 0	0- 0	NEUTRAL	0- 0	0- 0	0- 0				
2- 5	0- 0	0- 0	NON-CONFERENCE	0- 1	0- 1	2- 3				
1- 1	0- 0	0- 0	HOME	0- 0	0- 0	1- 1				
1- 4	0- 0	0- 0	AWAY	0- 1	0- 1	1- 2				
0- 0	0- 0	0- 0	NEUTRAL	0- 0	0- 0	0- 0				
0- 0	0- 0	0- 0	CONFERENCE	0- 0	0- 0	0- 0				
0- 0	0- 0	0- 0	HOME	0- 0	0- 0	0- 0				
0- 0	0- 0	0- 0	AWAY	0- 0	0- 0	0- 0				
0- 0	0- 0	0- 0	NEUTRAL	0- 0	0- 0	0- 0				

RPI 1-25			RPI 26-50			RPI 51-100			RPI 101+			Team's RPI: 268
RPI	S	Opponent	Score	RPI	S	Opponent	Score	RPI	S	Opponent	Score	
						58 A West Virginia	40 56			133 A Illinois	52 71	
										177 A Florida	46 60	
										275 H UNCW	60 70	
										302 H Col. of Charleston	58 54	
										320 A Wofford	60 67	
										346 A South Carolina St.	70 49	
LAST 10 Division I												
302	H	Col. of Charleston	58 54	275	H	UNCW	60 70					
177	A	Florida	46 60	133	A	Illinois	52 71					
58	A	West Virginia	40 56	320	A	Wofford	60 67					
346	A	South Carolina St.	70 49									

Non-Div I Games: William Peace 72 35

Presbyterian

Loss, Non-Conf, S Site, H Home A Away N Neutral

Average RPI Win: 134		WON-LOST	WINNING	LAST 10	STRENGTH OF	OPP. STRENGTH	TEAM	ADJ.	CONF.	ADJ CONF.
Average RPI Loss: 17		RECORD	PCT. RANK	GAMES	SCHEDULE	OF SCHEDULE	RPI	RPI	RPI	RPI
DIV. I ONLY		8- 1	21	8-1	56	25	9	9	8	8
DIV. I NON-CONF.		8- 1	21	8-1	56	25	9	9	8	8
TOTALS		RPI 1-25	RPI 26-50		W-L RECORDS		RPI 51-100	RPI 101-150		RPI 150+
8- 1	1- 1	0- 0		OVERALL		2- 0	2- 0		3- 0	
5- 0	1- 0	0- 0		HOME		0- 0	1- 0		3- 0	
3- 1	0- 1	0- 0		AWAY		2- 0	1- 0		0- 0	
0- 0	0- 0	0- 0		NEUTRAL		0- 0	0- 0		0- 0	
8- 1	1- 1	0- 0		NON-CONFERENCE		2- 0	2- 0		3- 0	
5- 0	1- 0	0- 0		HOME		0- 0	1- 0		3- 0	
3- 1	0- 1	0- 0		AWAY		2- 0	1- 0		0- 0	
0- 0	0- 0	0- 0		NEUTRAL		0- 0	0- 0		0- 0	
0- 0	0- 0	0- 0		CONFERENCE		0- 0	0- 0		0- 0	
0- 0	0- 0	0- 0		HOME		0- 0	0- 0		0- 0	
0- 0	0- 0	0- 0		AWAY		0- 0	0- 0		0- 0	
0- 0	0- 0	0- 0		NEUTRAL		0- 0	0- 0		0- 0	

RPI	S	Opponent	Score	RPI	S	Opponent	Score	RPI	S	Opponent	Score	RPI	S	Opponent	Score
17	A	Iowa	75 77					77	A	Seton Hall	78 76	104	A	Marist	62 50
19	H	FGCU	67 53					87	A	George Washington	75 50	105	H	Rider	80 47
												158	H	Monmouth	52 40
												247	H	St. Francis Brooklyn	76 44
												277	H	Hartford	73 42
LAST 10 Division I															
277	H	Hartford	73 42	104	A	Marist	62 50								
77	A	Seton Hall	78 76	247	H	St. Francis Brooklyn	76 44								
87	A	George Washington	75 50	158	H	Monmouth	52 40								
105	H	Rider	80 47	17	A	Iowa	75 77								
				19	H	FGCU	67 53								

Non-Div I Games:

Princeton

■ Loss,
 ■ Non-Conf, S Site,
 ■ Home
 ■ Away
 N Neutral

Providence

Through Games Of Dec. 12, 2019

Average RPI Win:	196	WON-LOST	WINNING	LAST 10	STRENGTH OF	OPP. STRENGTH	TEAM	ADJ.	CONF.	ADJ CONF.
Average RPI Loss:	56	RECORD	PCT. RANK	GAMES	SCHEDULE	OF SCHEDULE	RPI	RPI	RPI	RPI
DIV. I ONLY	7- 1	32	7-1	259	77	57	57	6	6	
DIV. I NON-CONF.	7- 1	32	7-1	258	77	58	58	6	6	
TOTALS	RPI 1-25	RPI 26-50	W-L RECORDS	RPI 51-100	RPI 101-150	RPI 150+				
7- 1	0- 0	0- 0	OVERALL	1- 1	1- 0	5- 0				
2- 0	0- 0	0- 0	HOME	1- 0	0- 0	1- 0				
4- 1	0- 0	0- 0	AWAY	0- 1	0- 0	4- 0				
1- 0	0- 0	0- 0	NEUTRAL	0- 0	1- 0	0- 0				
7- 1	0- 0	0- 0	NON-CONFERENCE	1- 1	1- 0	5- 0				
2- 0	0- 0	0- 0	HOME	1- 0	0- 0	1- 0				
4- 1	0- 0	0- 0	AWAY	0- 1	0- 0	4- 0				
1- 0	0- 0	0- 0	NEUTRAL	0- 0	1- 0	0- 0				
0- 0	0- 0	0- 0	CONFERENCE	0- 0	0- 0	0- 0				
0- 0	0- 0	0- 0	HOME	0- 0	0- 0	0- 0				
0- 0	0- 0	0- 0	AWAY	0- 0	0- 0	0- 0				
0- 0	0- 0	0- 0	NEUTRAL	0- 0	0- 0	0- 0				

RPI 1-25				RPI 26-50				RPI 51-100				Team's RPI: 57	RPI 101+			
RPI	S	Opponent	Score	RPI	S	Opponent	Score	RPI	S	Opponent	Score		RPI	S	Opponent	Score
								56	A	Yale	79	82	141	N	Rhode Island	58 51
								88	H	Boston College	76	60	158	A	Monmouth	68 52
													163	A	Massachusetts	72 63
													233	H	UMass Lowell	63 38
													277	A	Hartford	75 57
													315	A	Bryant	76 32
LAST 10 Division I																
				141	N	Rhode Island	58 51	233	H	UMass Lowell	63 38					
				315	A	Bryant	76 32	158	A	Monmouth	68 52					
				56	A	Yale	79 82	88	H	Boston College	76 60					
								277	A	Hartford	75 57					
								163	A	Massachusetts	72 63					

Non-Div I Games:

Providence

Loss, Non-Conf, S Site, H Home A Away N Neutral

Average RPI Win:	143	WON-LOST	WINNING	LAST 10	STRENGTH OF	OPP. STRENGTH	TEAM	ADJ.	CONF.	ADJ CONF.
Average RPI Loss:	25	RECORD	PCT. RANK	GAMES	SCHEDULE	OF SCHEDULE	RPI	RPI	RPI	RPI
DIV. I ONLY	7- 2	50	7-2	61	59	25	25	2	2	
DIV. I NON-CONF.	7- 2	51	7-2	60	59	25	25	2	2	
TOTALS	RPI 1-25	RPI 26-50	W-L RECORDS	RPI 51-100	RPI 101-150	RPI 150+				
7- 2	1- 1	0- 1	OVERALL	2- 0	0- 0	4- 0				
4- 0	0- 0	0- 0	HOME	1- 0	0- 0	3- 0				
1- 1	0- 0	0- 1	AWAY	0- 0	0- 0	1- 0				
2- 1	1- 1	0- 0	NEUTRAL	1- 0	0- 0	0- 0				
7- 2	1- 1	0- 1	NON-CONFERENCE	2- 0	0- 0	4- 0				
4- 0	0- 0	0- 0	HOME	1- 0	0- 0	3- 0				
1- 1	0- 0	0- 1	AWAY	0- 0	0- 0	1- 0				
2- 1	1- 1	0- 0	NEUTRAL	1- 0	0- 0	0- 0				
0- 0	0- 0	0- 0	CONFERENCE	0- 0	0- 0	0- 0				
0- 0	0- 0	0- 0	HOME	0- 0	0- 0	0- 0				
0- 0	0- 0	0- 0	AWAY	0- 0	0- 0	0- 0				
0- 0	0- 0	0- 0	NEUTRAL	0- 0	0- 0	0- 0				

RPI 1-25				RPI 26-50				RPI 51-100				RPI 101+			
RPI	S	Opponent	Score	RPI	S	Opponent	Score	RPI	S	Opponent	Score	RPI	S	Opponent	Score
7	N	Gonzaga	50 63	43	A	Virginia Tech	54 67	69	H	Kent St.	77 64	161	H	Northern Ill.	68 63
21	N	Drake	67 47					81	N	Arizona St.	59 52	171	H	Milwaukee	68 55
												204	H	Western Ill.	66 59
												293	A	Chattanooga	66 34
LAST 10 Division I															
69	H	Kent St.	77 64	21	N	Drake	67 47								
43	A	Virginia Tech	54 67	161	H	Northern Ill.	68 63								
7	N	Gonzaga	50 63	204	H	Western Ill.	66 59								
81	N	Arizona St.	59 52	293	A	Chattanooga	66 34								
				171	H	Milwaukee	68 55								

Non-Div I Games:

Purdue

Average RPI Win:	327	WON-LOST	WINNING	LAST 10	STRENGTH OF	OPP. STRENGTH	TEAM	ADJ.	CONF.	ADJ CONF.
Average RPI Loss:	161	RECORD	PCT. RANK	GAMES	SCHEDULE	OF SCHEDULE	RPI	RPI	RPI	RPI
DIV. I ONLY	1- 8	323	1-8	295	152	337	337	17	17	
DIV. I NON-CONF.	1- 8	323	1-8	295	150	337	337	17	17	
TOTALS	RPI 1-25	RPI 26-50	W-L RECORDS	RPI 51-100	RPI 101-150	RPI 150+				
1- 8	0- 0	0- 0	OVERALL	0- 1	0- 2	1- 5				
1- 2	0- 0	0- 0	HOME	0- 0	0- 1	1- 1				
0- 3	0- 0	0- 0	AWAY	0- 0	0- 0	0- 3				
0- 3	0- 0	0- 0	NEUTRAL	0- 1	0- 1	0- 1				
1- 8	0- 0	0- 0	NON-CONFERENCE	0- 1	0- 2	1- 5				
1- 2	0- 0	0- 0	HOME	0- 0	0- 1	1- 1				
0- 3	0- 0	0- 0	AWAY	0- 0	0- 0	0- 3				
0- 3	0- 0	0- 0	NEUTRAL	0- 1	0- 1	0- 1				
0- 0	0- 0	0- 0	CONFERENCE	0- 0	0- 0	0- 0				
0- 0	0- 0	0- 0	HOME	0- 0	0- 0	0- 0				
0- 0	0- 0	0- 0	AWAY	0- 0	0- 0	0- 0				
0- 0	0- 0	0- 0	NEUTRAL	0- 0	0- 0	0- 0				

RPI S	Opponent	Score	RPI S	Opponent	Score	RPI S	Opponent	Score	RPI S	Opponent	Score	Team's RPI: 337
						69 N	Kent St.	67 75	119 N	Texas Tech	48 82	
									135 H	Ball St.	52 83	
									158 N	Monmouth	46 60	
									166 H	Southeast Mo. St.	48 58	
									174 A	Akron	53 64	
									197 A	Eastern Mich.	40 64	
									269 A	SIUE	53 57	
									327 H	UIC	61 50	
LAST 10 Division I												
197 A	Eastern Mich.	40 64	69 N	Kent St.	67 75							
269 A	SIUE	53 57	174 A	Akron	53 64							
158 N	Monmouth	46 60	135 H	Ball St.	52 83							
119 N	Texas Tech	48 82	327 H	UIC	61 50							
166 H	Southeast Mo. St.	48 58										

Non-Div I Games: Heidelberg 82 55 Purdue Northwest 73 50

Purdue Fort Wayne

Loss, Non-Conf, S Site, H Home A Away N Neutral

Quinnipiac

Through Games Of Dec. 12, 2019

Average RPI Win:	128	WON-LOST	WINNING	LAST 10	STRENGTH OF	OPP. STRENGTH	TEAM	ADJ.	CONF.	ADJ CONF.
Average RPI Loss:	75	RECORD	PCT. RANK	GAMES	SCHEDULE	OF SCHEDULE	RPI	RPI	RPI	RPI
DIV. I ONLY	1- 5	301	1-5	21	134	202	202	20	20	
DIV. I NON-CONF.	1- 5	300	1-5	21	134	201	201	20	20	
TOTALS	RPI 1-25	RPI 26-50	W-L RECORDS	RPI 51-100	RPI 101-150	RPI 150+				
1- 5	0- 0	0- 1	OVERALL	0- 3	1- 1	0- 0				
1- 3	0- 0	0- 0	HOME	0- 2	1- 1	0- 0				
0- 2	0- 0	0- 1	AWAY	0- 1	0- 0	0- 0				
0- 0	0- 0	0- 0	NEUTRAL	0- 0	0- 0	0- 0				
1- 5	0- 0	0- 1	NON-CONFERENCE	0- 3	1- 1	0- 0				
1- 3	0- 0	0- 0	HOME	0- 2	1- 1	0- 0				
0- 2	0- 0	0- 1	AWAY	0- 1	0- 0	0- 0				
0- 0	0- 0	0- 0	NEUTRAL	0- 0	0- 0	0- 0				
0- 0	0- 0	0- 0	CONFERENCE	0- 0	0- 0	0- 0				
0- 0	0- 0	0- 0	HOME	0- 0	0- 0	0- 0				
0- 0	0- 0	0- 0	AWAY	0- 0	0- 0	0- 0				
0- 0	0- 0	0- 0	NEUTRAL	0- 0	0- 0	0- 0				

RPI 1-25				RPI 26-50				RPI 51-100				RPI 101+				Team's RPI: 202	
RPI	S	Opponent	Score	RPI	S	Opponent	Score	RPI	S	Opponent	Score	RPI	S	Opponent	Score		
				41	A	Maryland	52 107	56	A	Yale	59 63	125	H	Harvard	68 77		
								68	H	Drexel	62 66	128	H	Bucknell	76 69		
								87	H	George Washington	67 78						
LAST 10 Division I																	
				125	H	Harvard	68 77	87	H	George Washington	67 78						
				41	A	Maryland	52 107										
				128	H	Bucknell	76 69										
				56	A	Yale	59 63										
				68	H	Drexel	62 66										

Non-Div I Games:

Quinnipiac

Average RPI Win:	305	WON-LOST	WINNING	LAST 10	STRENGTH OF	OPP. STRENGTH	TEAM	ADJ.	CONF.	ADJ CONF.
Average RPI Loss:	134	RECORD	PCT. RANK	GAMES	SCHEDULE	OF SCHEDULE	RPI	RPI	RPI	RPI
DIV. I ONLY	2- 5	253	2-5	268	162	246	246	30	30	
DIV. I NON-CONF.	2- 5	253	2-5	267	161	247	247	30	30	
TOTALS	RPI 1-25	RPI 26-50	W-L RECORDS	RPI 51-100	RPI 101-150	RPI 150+				
2- 5	0- 1	0- 0	OVERALL	0- 2	0- 0	2- 2				
0- 1	0- 0	0- 0	HOME	0- 0	0- 0	0- 1				
2- 4	0- 1	0- 0	AWAY	0- 2	0- 0	2- 1				
0- 0	0- 0	0- 0	NEUTRAL	0- 0	0- 0	0- 0				
2- 5	0- 1	0- 0	NON-CONFERENCE	0- 2	0- 0	2- 2				
0- 1	0- 0	0- 0	HOME	0- 0	0- 0	0- 1				
2- 4	0- 1	0- 0	AWAY	0- 2	0- 0	2- 1				
0- 0	0- 0	0- 0	NEUTRAL	0- 0	0- 0	0- 0				
0- 0	0- 0	0- 0	CONFERENCE	0- 0	0- 0	0- 0				
0- 0	0- 0	0- 0	HOME	0- 0	0- 0	0- 0				
0- 0	0- 0	0- 0	AWAY	0- 0	0- 0	0- 0				
0- 0	0- 0	0- 0	NEUTRAL	0- 0	0- 0	0- 0				

RPI 1-25				RPI 26-50				RPI 51-100				RPI 101+ Team's RPI: 246			
RPI	S	Opponent	Score	RPI	S	Opponent	Score	RPI	S	Opponent	Score	RPI	S	Opponent	Score
12	A	Ohio St.	57 70					58	A	West Virginia	37 74	205	H	Mt. St. Mary's	58 75
								98	A	Vanderbilt	46 80	264	A	ETSU	67 43
												298	A	Morehead St.	62 73
												346	A	South Carolina St.	60 45
LAST 10 Division I															
346	A	South Carolina St.	60 45	12	A	Ohio St.	57 70	298	A	Morehead St.	62 73				
98	A	Vanderbilt	46 80					205	H	Mt. St. Mary's	58 75				
								264	A	ETSU	67 43				
								58	A	West Virginia	37 74				

Non-Div I Games:

Radford

Rhode Island

Through Games Of Dec. 12, 2019

Average RPI Win:	255	WON-LOST	WINNING	LAST 10	STRENGTH OF	OPP. STRENGTH	TEAM	ADJ.	CONF.	ADJ CONF.
Average RPI Loss:	87	RECORD	PCT. RANK	GAMES	SCHEDULE	OF SCHEDULE	RPI	RPI	RPI	RPI
DIV. I ONLY	6- 3	85	6-3	242	216	141	141	10	10	
DIV. I NON-CONF.	6- 3	83	6-3	241	216	140	140	10	10	
TOTALS	RPI 1-25	RPI 26-50	W-L RECORDS	RPI 51-100	RPI 101-150	RPI 150+				
6- 3	0- 0	0- 0	OVERALL	0- 2	1- 1	5- 0				
4- 0	0- 0	0- 0	HOME	0- 0	1- 0	3- 0				
1- 2	0- 0	0- 0	AWAY	0- 1	0- 1	1- 0				
1- 1	0- 0	0- 0	NEUTRAL	0- 1	0- 0	1- 0				
6- 3	0- 0	0- 0	NON-CONFERENCE	0- 2	1- 1	5- 0				
4- 0	0- 0	0- 0	HOME	0- 0	1- 0	3- 0				
1- 2	0- 0	0- 0	AWAY	0- 1	0- 1	1- 0				
1- 1	0- 0	0- 0	NEUTRAL	0- 1	0- 0	1- 0				
0- 0	0- 0	0- 0	CONFERENCE	0- 0	0- 0	0- 0				
0- 0	0- 0	0- 0	HOME	0- 0	0- 0	0- 0				
0- 0	0- 0	0- 0	AWAY	0- 0	0- 0	0- 0				
0- 0	0- 0	0- 0	NEUTRAL	0- 0	0- 0	0- 0				

RPI 1-25			RPI 26-50			RPI 51-100			RPI 101+			Team's RPI: 141
RPI	S	Opponent	Score	RPI	S	Opponent	Score	RPI	S	Opponent	Score	
						57 N Providence	51 58			111 H Holy Cross	73 58	
						88 A Boston College	55 66			117 A North Dakota	61 67	
										227 H Fairfield	74 41	
										250 H Vermont	77 74	
										277 A Hartford	68 56	
										328 N Brown	89 44	
										336 H LIU Brooklyn	79 56	
LAST 10 Division I												
						57 N Providence	51 58			227 H Fairfield	74 41	
						328 N Brown	89 44			250 H Vermont	77 74	
						111 H Holy Cross	73 58			88 A Boston College	55 66	
						336 H LIU Brooklyn	79 56			117 A North Dakota	61 67	
										277 A Hartford	68 56	

Non-Div I Games:

Rhode Island

■ Loss,
 ■ Non-Conf, S Site,
 ■ Home
 ■ Away
 N Neutral

Average RPI Win:	283	WON-LOST	WINNING	LAST 10	STRENGTH OF	OPP. STRENGTH	TEAM	ADJ.	CONF.	ADJ CONF.
Average RPI Loss:	84	RECORD	PCT. RANK	GAMES	SCHEDULE	OF SCHEDULE	RPI	RPI	RPI	RPI
DIV. I ONLY	4- 4	163	4-4	313	38	238	238	13	13	
DIV. I NON-CONF.	4- 4	162	4-4	313	38	238	238	13	13	
TOTALS	RPI 1-25	RPI 26-50	W-L RECORDS	RPI 51-100	RPI 101-150	RPI 150+				
4- 4	0- 1	0- 1	OVERALL	0- 1	0- 0	4- 1				
3- 1	0- 1	0- 0	HOME	0- 0	0- 0	3- 0				
1- 3	0- 0	0- 1	AWAY	0- 1	0- 0	1- 1				
0- 0	0- 0	0- 0	NEUTRAL	0- 0	0- 0	0- 0				
4- 4	0- 1	0- 1	NON-CONFERENCE	0- 1	0- 0	4- 1				
3- 1	0- 1	0- 0	HOME	0- 0	0- 0	3- 0				
1- 3	0- 0	0- 1	AWAY	0- 1	0- 0	1- 1				
0- 0	0- 0	0- 0	NEUTRAL	0- 0	0- 0	0- 0				
0- 0	0- 0	0- 0	CONFERENCE	0- 0	0- 0	0- 0				
0- 0	0- 0	0- 0	HOME	0- 0	0- 0	0- 0				
0- 0	0- 0	0- 0	AWAY	0- 0	0- 0	0- 0				
0- 0	0- 0	0- 0	NEUTRAL	0- 0	0- 0	0- 0				

RPI 1-25			RPI 26-50			RPI 51-100			RPI 101+			Team's RPI: 238
RPI	S	Opponent	Score	RPI	S	Opponent	Score	RPI	S	Opponent	Score	
20	H	Texas A&M	61 62	32	A	Oklahoma St.	38 69	78	A	Texas Southern	56 63	207 A SMU 43 55
												251 H Little Rock 66 40
												281 H Nicholls St. 71 47
												282 H Northern Ariz. 71 57
												319 A McNeese 81 50
LAST 10 Division I												
78	A	Texas Southern	56 63	20	H	Texas A&M	61 62					
282	H	Northern Ariz.	71 57	207	A	SMU	43 55					
319	A	McNeese	81 50	251	H	Little Rock	66 40					
32	A	Oklahoma St.	38 69	281	H	Nicholls St.	71 47					

Non-Div I Games:

Rice

■ Loss,
 ■ Non-Conf, S Site,
 ■ Home
 ■ Away
 N Neutral

Average RPI Win:	173	WON-LOST	WINNING	LAST 10	STRENGTH OF	OPP. STRENGTH	TEAM	ADJ.	CONF.	ADJ CONF.
Average RPI Loss:	64	RECORD	PCT. RANK	GAMES	SCHEDULE	OF SCHEDULE	RPI	RPI	RPI	RPI
DIV. I ONLY	6- 4	120	6-4	46	184	49	49	10	10	
DIV. I NON-CONF.	6- 4	120	6-4	45	183	49	49	10	10	
TOTALS	RPI 1-25	RPI 26-50	W-L RECORDS	RPI 51-100	RPI 101-150	RPI 150+				
6- 4	0- 0	0- 1	OVERALL	1- 3	1- 0	4- 0				
2- 1	0- 0	0- 0	HOME	1- 1	0- 0	1- 0				
4- 2	0- 0	0- 1	AWAY	0- 1	1- 0	3- 0				
0- 1	0- 0	0- 0	NEUTRAL	0- 1	0- 0	0- 0				
6- 4	0- 0	0- 1	NON-CONFERENCE	1- 3	1- 0	4- 0				
2- 1	0- 0	0- 0	HOME	1- 1	0- 0	1- 0				
4- 2	0- 0	0- 1	AWAY	0- 1	1- 0	3- 0				
0- 1	0- 0	0- 0	NEUTRAL	0- 1	0- 0	0- 0				
0- 0	0- 0	0- 0	CONFERENCE	0- 0	0- 0	0- 0				
0- 0	0- 0	0- 0	HOME	0- 0	0- 0	0- 0				
0- 0	0- 0	0- 0	AWAY	0- 0	0- 0	0- 0				
0- 0	0- 0	0- 0	NEUTRAL	0- 0	0- 0	0- 0				

RPI S	Opponent	Score	RPI S	Opponent	Score	RPI S	Opponent	Score	RPI S	Opponent	Score
37	A Charlotte	59 78	55	N Bradley	57 61	126	A UNC Greensboro	70 62			
			68	A Drexel	52 58	153	A Coastal Caro.	79 67			
			86	H Fla. Atlantic	57 55	172	H William & Mary	76 73			
			97	H Furman	69 70	228	A Georgetown	51 49			
						273	A UMES	64 52			
LAST 10 Division I											
273	A UMES	64 52	97	H Furman	69 70						
55	N Bradley	57 61	86	H Fla. Atlantic	57 55						
153	A Coastal Caro.	79 67	228	A Georgetown	51 49						
68	A Drexel	52 58	37	A Charlotte	59 78						
172	H William & Mary	76 73	126	A UNC Greensboro	70 62						

Non-Div I Games:

Richmond

Average RPI Win:	242	WON-LOST	WINNING	LAST 10	STRENGTH OF	OPP. STRENGTH	TEAM	ADJ.	CONF.	ADJ CONF.
Average RPI Loss:	55	RECORD	PCT. RANK	GAMES	SCHEDULE	OF SCHEDULE	RPI	RPI	RPI	RPI
DIV. I ONLY	4- 2	85	4-2	193	136	105	105	20	20	
DIV. I NON-CONF.	4- 2	83	4-2	193	136	105	105	20	20	
TOTALS	RPI 1-25	RPI 26-50	W-L RECORDS	RPI 51-100	RPI 101-150	RPI 150+				
4- 2	0- 1	0- 0	OVERALL	0- 1	1- 0	3- 0				
2- 0	0- 0	0- 0	HOME	0- 0	1- 0	1- 0				
1- 1	0- 1	0- 0	AWAY	0- 0	0- 0	1- 0				
1- 1	0- 0	0- 0	NEUTRAL	0- 1	0- 0	1- 0				
4- 2	0- 1	0- 0	NON-CONFERENCE	0- 1	1- 0	3- 0				
2- 0	0- 0	0- 0	HOME	0- 0	1- 0	1- 0				
1- 1	0- 1	0- 0	AWAY	0- 0	0- 0	1- 0				
1- 1	0- 0	0- 0	NEUTRAL	0- 1	0- 0	1- 0				
0- 0	0- 0	0- 0	CONFERENCE	0- 0	0- 0	0- 0				
0- 0	0- 0	0- 0	HOME	0- 0	0- 0	0- 0				
0- 0	0- 0	0- 0	AWAY	0- 0	0- 0	0- 0				
0- 0	0- 0	0- 0	NEUTRAL	0- 0	0- 0	0- 0				

RPI 1-25			RPI 26-50			RPI 51-100			RPI 101+			Team's RPI: 105
RPI	S	Opponent	Score	RPI	S	Opponent	Score	RPI	S	Opponent	Score	
9	A	Princeton	47 80					100	N	North Florida	70 80	
								138	H	La Salle	70 43	
								258	H	Xavier	64 57	
								267	A	Penn St.	78 70	
								305	N	Lipscomb	81 76	
LAST 10 Division I												
				100	N	North Florida	70 80	138	H	La Salle	70 43	
				305	N	Lipscomb	81 76					
				258	H	Xavier	64 57					
				267	A	Penn St.	78 70					
				9	A	Princeton	47 80					

Non-Div I Games:

Rider

Robert Morris

Through Games Of Dec. 12, 2019

Average RPI Win:	186	WON-LOST	WINNING	LAST 10	STRENGTH OF	OPP. STRENGTH	TEAM	ADJ.	CONF.	ADJ CONF.
Average RPI Loss:	116	RECORD	PCT. RANK	GAMES	SCHEDULE	OF SCHEDULE	RPI	RPI	RPI	RPI
DIV. I ONLY	3- 4	201	3-4	100	173	168	168	29	29	
DIV. I NON-CONF.	3- 4	201	3-4	100	170	165	165	29	29	
TOTALS	RPI 1-25	RPI 26-50	W-L RECORDS	RPI 51-100	RPI 101-150	RPI 150+				
3- 4	0- 0	0- 1	OVERALL	0- 1	1- 1	2- 1				
2- 2	0- 0	0- 0	HOME	0- 0	0- 1	2- 1				
1- 2	0- 0	0- 1	AWAY	0- 1	1- 0	0- 0				
0- 0	0- 0	0- 0	NEUTRAL	0- 0	0- 0	0- 0				
3- 4	0- 0	0- 1	NON-CONFERENCE	0- 1	1- 1	2- 1				
2- 2	0- 0	0- 0	HOME	0- 0	0- 1	2- 1				
1- 2	0- 0	0- 1	AWAY	0- 1	1- 0	0- 0				
0- 0	0- 0	0- 0	NEUTRAL	0- 0	0- 0	0- 0				
0- 0	0- 0	0- 0	CONFERENCE	0- 0	0- 0	0- 0				
0- 0	0- 0	0- 0	HOME	0- 0	0- 0	0- 0				
0- 0	0- 0	0- 0	AWAY	0- 0	0- 0	0- 0				
0- 0	0- 0	0- 0	NEUTRAL	0- 0	0- 0	0- 0				

RPI 1-25			RPI 26-50			RPI 51-100			RPI 101+			Team's RPI: 168
RPI	S	Opponent	Score	RPI	S	Opponent	Score	RPI	S	Opponent	Score	
30	A	TCU	61 66	69	A	Kent St.	81 82	138	A	La Salle	71 68	
								148	H	Columbia	59 61	
								162	H	Youngstown St.	58 43	
								218	H	Delaware	62 73	
								258	H	Xavier	71 57	
LAST 10 Division I												
138	A	La Salle	71 68	218	H	Delaware	62 73					
30	A	TCU	61 66	258	H	Xavier	71 57					
				69	A	Kent St.	81 82					
				148	H	Columbia	59 61					
				162	H	Youngstown St.	58 43					

Non-Div I Games: Pitt.-Johnstown 63 30

Robert Morris

■ Loss,
 ■ Non-Conf,
 ■ S Site,
 ■ H Home
 ■ A Away
 N Neutral

Average RPI Win:	173	WON-LOST	WINNING	LAST 10	STRENGTH OF	OPP. STRENGTH	TEAM	ADJ.	CONF.	ADJ CONF.
Average RPI Loss:	45	RECORD	PCT. RANK	GAMES	SCHEDULE	OF SCHEDULE	RPI	RPI	RPI	RPI
DIV. I ONLY	9- 1	15	9-1	199	23	35	35	2	2	
DIV. I NON-CONF.	9- 1	15	9-1	199	23	35	35	2	2	
TOTALS	RPI 1-25	RPI 26-50	W-L RECORDS	RPI 51-100	RPI 101-150	RPI 150+				
9- 1	1- 0	1- 1	OVERALL	1- 0	1- 0	5- 0				
6- 0	1- 0	0- 0	HOME	0- 0	1- 0	4- 0				
1- 1	0- 0	0- 1	AWAY	0- 0	0- 0	1- 0				
2- 0	0- 0	1- 0	NEUTRAL	1- 0	0- 0	0- 0				
9- 1	1- 0	1- 1	NON-CONFERENCE	1- 0	1- 0	5- 0				
6- 0	1- 0	0- 0	HOME	0- 0	1- 0	4- 0				
1- 1	0- 0	0- 1	AWAY	0- 0	0- 0	1- 0				
2- 0	0- 0	1- 0	NEUTRAL	1- 0	0- 0	0- 0				
0- 0	0- 0	0- 0	CONFERENCE	0- 0	0- 0	0- 0				
0- 0	0- 0	0- 0	HOME	0- 0	0- 0	0- 0				
0- 0	0- 0	0- 0	AWAY	0- 0	0- 0	0- 0				
0- 0	0- 0	0- 0	NEUTRAL	0- 0	0- 0	0- 0				

RPI 1-25				RPI 26-50				Team's RPI: 35		RPI 51-100				RPI 101+			
RPI	S	Opponent	Score	RPI	S	Opponent	Score	RPI	S	Opponent	Score	RPI	S	Opponent	Score		
24	H	Virginia	73 63	27	N	Georgia Tech	46 43	98	N	Vanderbilt	62 56	125	H	Harvard	74 46		
				45	A	LSU	58 64					215	H	Southern U.	78 58		
												240	H	Niagara	87 37		
												256	H	Towson	67 53		
												259	A	South Alabama	77 56		
												309	H	Coppin St.	107 33		
LAST 10 Division I																	
215	H	Southern U.	78 58	27	N	Georgia Tech	46 43	98	N	Vanderbilt	62 56	125	H	Harvard	74 46		
256	H	Towson	67 53	45	A	LSU	58 64	240	H	Niagara	87 37						
24	H	Virginia	73 63														
309	H	Coppin St.	107 33														
259	A	South Alabama	77 56														

Non-Div I Games:

Rutgers

■ Loss,
 ■ Non-Conf, S Site,
 ■ Home
 ■ Away
 N Neutral

Average RPI Win:	289	WON-LOST	WINNING	LAST 10	STRENGTH OF	OPP. STRENGTH	TEAM	ADJ.	CONF.	ADJ CONF.
Average RPI Loss:	75	RECORD	PCT. RANK	GAMES	SCHEDULE	OF SCHEDULE	RPI	RPI	RPI	RPI
DIV. I ONLY	4- 2	85	4-2	234	236	142	142	25	25	
DIV. I NON-CONF.	4- 2	83	4-2	233	236	141	141	25	25	
TOTALS	RPI 1-25	RPI 26-50	W-L RECORDS	RPI 51-100	RPI 101-150	RPI 150+				
4- 2	0- 0	0- 0	OVERALL	0- 2	0- 0	4- 0				
1- 1	0- 0	0- 0	HOME	0- 1	0- 0	1- 0				
2- 1	0- 0	0- 0	AWAY	0- 1	0- 0	2- 0				
1- 0	0- 0	0- 0	NEUTRAL	0- 0	0- 0	1- 0				
4- 2	0- 0	0- 0	NON-CONFERENCE	0- 2	0- 0	4- 0				
1- 1	0- 0	0- 0	HOME	0- 1	0- 0	1- 0				
2- 1	0- 0	0- 0	AWAY	0- 1	0- 0	2- 0				
1- 0	0- 0	0- 0	NEUTRAL	0- 0	0- 0	1- 0				
0- 0	0- 0	0- 0	CONFERENCE	0- 0	0- 0	0- 0				
0- 0	0- 0	0- 0	HOME	0- 0	0- 0	0- 0				
0- 0	0- 0	0- 0	AWAY	0- 0	0- 0	0- 0				
0- 0	0- 0	0- 0	NEUTRAL	0- 0	0- 0	0- 0				

RPI 1-25				RPI 26-50				RPI 51-100				RPI 101+				Team's RPI: 142	
RPI	S	Opponent	Score	RPI	S	Opponent	Score	RPI	S	Opponent	Score	RPI	S	Opponent	Score		
								51	A	Oklahoma	62	75	241	A	Tulsa	67	63
								99	H	UCF	57	63	270	N	UC Santa Barbara	67	56
													317	H	Alcorn	67	62
													326	A	Nevada	80	65
LAST 10 Division I																	
				326	A	Nevada	80	65	99	H	UCF	57	63				
				270	N	UC Santa Barbara	67	56	317	H	Alcorn	67	62				
				51	A	Oklahoma	62	75	241	A	Tulsa	67	63				

Non-Div I Games: Cent. Christian (KS104 46

SFA

Average RPI Win:	329	WON-LOST	WINNING	LAST 10	STRENGTH OF	OPP. STRENGTH	TEAM	ADJ.	CONF.	ADJ CONF.
Average RPI Loss:	93	RECORD	PCT. RANK	GAMES	SCHEDULE	OF SCHEDULE	RPI	RPI	RPI	RPI
DIV. I ONLY	2- 5	253	2-5	136	209	269	269	22	22	
DIV. I NON-CONF.	2- 5	253	2-5	135	209	271	271	22	22	
TOTALS	RPI 1-25	RPI 26-50	W-L RECORDS	RPI 51-100	RPI 101-150	RPI 150+				
2- 5	0- 0	0- 1	OVERALL	0- 2	0- 1	2- 1				
2- 3	0- 0	0- 1	HOME	0- 1	0- 1	2- 0				
0- 2	0- 0	0- 0	AWAY	0- 1	0- 0	0- 1				
0- 0	0- 0	0- 0	NEUTRAL	0- 0	0- 0	0- 0				
2- 5	0- 0	0- 1	NON-CONFERENCE	0- 2	0- 1	2- 1				
2- 3	0- 0	0- 1	HOME	0- 1	0- 1	2- 0				
0- 2	0- 0	0- 0	AWAY	0- 1	0- 0	0- 1				
0- 0	0- 0	0- 0	NEUTRAL	0- 0	0- 0	0- 0				
0- 0	0- 0	0- 0	CONFERENCE	0- 0	0- 0	0- 0				
0- 0	0- 0	0- 0	HOME	0- 0	0- 0	0- 0				
0- 0	0- 0	0- 0	AWAY	0- 0	0- 0	0- 0				
0- 0	0- 0	0- 0	NEUTRAL	0- 0	0- 0	0- 0				

RPI 1-25				RPI 26-50				RPI 51-100				RPI 101+				Team's RPI: 269	
RPI	S	Opponent	Score	RPI	S	Opponent	Score	RPI	S	Opponent	Score	RPI	S	Opponent	Score		
				34	H	Saint Louis	35 68	63	H	Loyola Chicago	50 63	120	H	Southern Ill.	67 103		
								80	A	Nebraska	49 63	169	A	Missouri	51 68		
												321	H	Evansville	85 74		
												337	H	Purdue Fort Wayne	57 53		
LAST 10 Division I																	
				169	A	Missouri	51 68	63	H	Loyola Chicago	50 63						
				34	H	Saint Louis	35 68	337	H	Purdue Fort Wayne	57 53						
				80	A	Nebraska	49 63										
				321	H	Evansville	85 74										
				120	H	Southern Ill.	67 103										

Non-Div I Games: Quincy

65 70

SIUE

SMU		Through Games Of Dec. 12, 2019								
Average RPI Win:	226	WON-LOST	WINNING	LAST 10	STRENGTH OF	OPP. STRENGTH	TEAM	ADJ.	CONF.	ADJ CONF.
Average RPI Loss:	89	RECORD	PCT. RANK	GAMES	SCHEDULE	OF SCHEDULE	RPI	RPI	RPI	RPI
DIV. I ONLY		4- 4	163	4-4	138	208	207	207	9	9
DIV. I NON-CONF.		4- 4	162	4-4	137	208	206	206	9	9

TOTALS	RPI 1-25	RPI 26-50		W-L RECORDS		RPI 51-100	RPI 101-150		RPI 150+	
4- 4	0- 0	0- 2		OVERALL		0- 1	1- 0		3- 1	
3- 3	0- 0	0- 1		HOME		0- 1	1- 0		2- 1	
0- 1	0- 0	0- 1		AWAY		0- 0	0- 0		0- 0	
1- 0	0- 0	0- 0		NEUTRAL		0- 0	0- 0		1- 0	
4- 4	0- 0	0- 2		NON-CONFERENCE		0- 1	1- 0		3- 1	
3- 3	0- 0	0- 1		HOME		0- 1	1- 0		2- 1	
0- 1	0- 0	0- 1		AWAY		0- 0	0- 0		0- 0	
1- 0	0- 0	0- 0		NEUTRAL		0- 0	0- 0		1- 0	
0- 0	0- 0	0- 0		CONFERENCE		0- 0	0- 0		0- 0	
0- 0	0- 0	0- 0		HOME		0- 0	0- 0		0- 0	
0- 0	0- 0	0- 0		AWAY		0- 0	0- 0		0- 0	
0- 0	0- 0	0- 0		NEUTRAL		0- 0	0- 0		0- 0	

RPI 1-25			RPI 26-50			RPI 51-100			RPI 101+			Team's RPI: 207
RPI	S	Opponent	Score	RPI	S	Opponent	Score	RPI	S	Opponent	Score	
30	H	TCU	56 57	30	H	Wright St.	61 69	117	H	North Dakota	66 51	
39	A	Pacific	49 77					193	H	Northern Colo.	52 61	
								231	N	CSUN	68 58	
								238	H	Rice	55 43	
								319	H	McNeese	81 60	
LAST 10 Division I												
193	H	Northern Colo.	52 61	117	H	North Dakota	66 51					
238	H	Rice	55 43	93	H	Wright St.	61 69					
319	H	McNeese	81 60	39	A	Pacific	49 77					
				231	N	CSUN	68 58					
				30	H	TCU	56 57					

Non-Div I Games:

SMU

■ Loss,
 ■ Non-Conf,
 ■ S Site,
 ■ H Home
 ■ A Away
 N Neutral

Average RPI Win:	0	WON-LOST	WINNING	LAST 10	STRENGTH OF	OPP. STRENGTH	TEAM	ADJ.	CONF.	ADJ CONF.
Average RPI Loss:	281	RECORD	PCT. RANK	GAMES	SCHEDULE	OF SCHEDULE	RPI	RPI	RPI	RPI
DIV. I ONLY	0- 5	334	0-5	316	351	351	351	18	18	
DIV. I NON-CONF.	0- 5	334	0-5	317	351	351	351	18	18	
TOTALS	RPI 1-25	RPI 26-50	W-L RECORDS	RPI 51-100	RPI 101-150	RPI 150+				
0- 5	0- 0	0- 0	OVERALL	0- 0	0- 0	0- 5				
0- 0	0- 0	0- 0	HOME	0- 0	0- 0	0- 0				
0- 5	0- 0	0- 0	AWAY	0- 0	0- 0	0- 5				
0- 0	0- 0	0- 0	NEUTRAL	0- 0	0- 0	0- 0				
0- 5	0- 0	0- 0	NON-CONFERENCE	0- 0	0- 0	0- 5				
0- 0	0- 0	0- 0	HOME	0- 0	0- 0	0- 0				
0- 5	0- 0	0- 0	AWAY	0- 0	0- 0	0- 5				
0- 0	0- 0	0- 0	NEUTRAL	0- 0	0- 0	0- 0				
0- 0	0- 0	0- 0	CONFERENCE	0- 0	0- 0	0- 0				
0- 0	0- 0	0- 0	HOME	0- 0	0- 0	0- 0				
0- 0	0- 0	0- 0	AWAY	0- 0	0- 0	0- 0				
0- 0	0- 0	0- 0	NEUTRAL	0- 0	0- 0	0- 0				

RPI 1-25				RPI 26-50				RPI 51-100				RPI 101+				Team's RPI: 351	
RPI	S	Opponent	Score	RPI	S	Opponent	Score	RPI	S	Opponent	Score	RPI	S	Opponent	Score		
												165	A	San Jose St.	67	73	
												272	A	UC Davis	75	77	
												299	A	Cal Poly	43	62	
												326	A	Nevada	72	83	
												343	A	Seattle U	84	88	
LAST 10 Division I																	
				343	A	Seattle U	84	88	299	A	Cal Poly	43	62				
				272	A	UC Davis	75	77	165	A	San Jose St.	67	73				
									326	A	Nevada	72	83				

Non-Div I Games: Cal Maritime 86 55

Sacramento St.

Sacred Heart

Through Games Of Dec. 12, 2019

Average RPI Win:	330	WON-LOST	WINNING	LAST 10	STRENGTH OF	OPP. STRENGTH	TEAM	ADJ.	CONF.	ADJ CONF.
Average RPI Loss:	132	RECORD	PCT. RANK	GAMES	SCHEDULE	OF SCHEDULE	RPI	RPI	RPI	RPI
DIV. I ONLY	2- 5	253	2-5	245	212	280	280	29	29	
DIV. I NON-CONF.	2- 5	253	2-5	244	212	281	281	29	29	
TOTALS	RPI 1-25	RPI 26-50	W-L RECORDS	RPI 51-100	RPI 101-150	RPI 150+				
2- 5	0- 0	0- 0	OVERALL	0- 2	0- 1	2- 2				
1- 0	0- 0	0- 0	HOME	0- 0	0- 0	1- 0				
0- 4	0- 0	0- 0	AWAY	0- 1	0- 1	0- 2				
1- 1	0- 0	0- 0	NEUTRAL	0- 1	0- 0	1- 0				
2- 5	0- 0	0- 0	NON-CONFERENCE	0- 2	0- 1	2- 2				
1- 0	0- 0	0- 0	HOME	0- 0	0- 0	1- 0				
0- 4	0- 0	0- 0	AWAY	0- 1	0- 1	0- 2				
1- 1	0- 0	0- 0	NEUTRAL	0- 1	0- 0	1- 0				
0- 0	0- 0	0- 0	CONFERENCE	0- 0	0- 0	0- 0				
0- 0	0- 0	0- 0	HOME	0- 0	0- 0	0- 0				
0- 0	0- 0	0- 0	AWAY	0- 0	0- 0	0- 0				
0- 0	0- 0	0- 0	NEUTRAL	0- 0	0- 0	0- 0				

RPI 1-25				RPI 26-50				RPI 51-100				RPI 101+ Team's RPI: 280			
RPI	S	Opponent	Score	RPI	S	Opponent	Score	RPI	S	Opponent	Score	RPI	S	Opponent	Score
								77	A	Seton Hall	69 95	123	A	Stony Brook	50 54
								80	N	Nebraska	49 72	186	A	Saint Joseph's	44 71
												192	A	Siena	57 68
												324	N	Detroit Mercy	66 60
												335	H	Hofstra	71 44
LAST 10 Division I															
				324	N	Detroit Mercy	66 60	186	A	Saint Joseph's	44 71				
				123	A	Stony Brook	50 54	80	N	Nebraska	49 72				
				192	A	Siena	57 68								
				335	H	Hofstra	71 44								
				77	A	Seton Hall	69 95								

Non-Div I Games: Bridgeport 77 63

Sacred Heart

■ Loss,
 ■ Non-Conf,
 ■ S Site,
 ■ H Home
 ■ A Away
 N Neutral

Saint Francis (PA)

Through Games Of Dec. 12, 2019

Average RPI Win:	220	WON-LOST	WINNING	LAST 10	STRENGTH OF	OPP. STRENGTH	TEAM	ADJ.	CONF.	ADJ CONF.
Average RPI Loss:	121	RECORD	PCT. RANK	GAMES	SCHEDULE	OF SCHEDULE	RPI	RPI	RPI	RPI
DIV. I ONLY	2- 6	277	2-6	98	168	188	188	29	29	
DIV. I NON-CONF.	2- 6	277	2-6	98	166	186	186	29	29	
TOTALS	RPI 1-25	RPI 26-50	W-L RECORDS	RPI 51-100	RPI 101-150	RPI 150+				
2- 6	0- 1	0- 1	OVERALL	0- 1	0- 1	2- 2				
0- 1	0- 0	0- 0	HOME	0- 0	0- 0	0- 1				
1- 4	0- 0	0- 1	AWAY	0- 1	0- 1	1- 1				
1- 1	0- 1	0- 0	NEUTRAL	0- 0	0- 0	1- 0				
2- 6	0- 1	0- 1	NON-CONFERENCE	0- 1	0- 1	2- 2				
0- 1	0- 0	0- 0	HOME	0- 0	0- 0	0- 1				
1- 4	0- 0	0- 1	AWAY	0- 1	0- 1	1- 1				
1- 1	0- 1	0- 0	NEUTRAL	0- 0	0- 0	1- 0				
0- 0	0- 0	0- 0	CONFERENCE	0- 0	0- 0	0- 0				
0- 0	0- 0	0- 0	HOME	0- 0	0- 0	0- 0				
0- 0	0- 0	0- 0	AWAY	0- 0	0- 0	0- 0				
0- 0	0- 0	0- 0	NEUTRAL	0- 0	0- 0	0- 0				

RPI 1-25				RPI 26-50				RPI 51-100				RPI 101+ Team's RPI: 188			
RPI	S	Opponent	Score	RPI	S	Opponent	Score	RPI	S	Opponent	Score	RPI	S	Opponent	Score
19	N	FGCU	64 97	43	A	Virginia Tech	41 105	58	A	West Virginia	45 74	145	A	South Fla.	23 62
												162	H	Youngstown St.	46 56
												189	N	Stetson	78 73
												250	A	Vermont	73 69
												298	A	Morehead St.	54 65
LAST 10 Division I															
189	N	Stetson	78 73	162	H	Youngstown St.	46 56	250	A	Vermont	73 69	145	A	South Fla.	23 62
58	A	West Virginia	45 74	43	A	Virginia Tech	41 105	19	N	FGCU	64 97	298	A	Morehead St.	54 65

Non-Div I Games:

Saint Francis (PA)

■ Loss,
 ■ Non-Conf,
 ■ S Site,
 ■ Home
 ■ A Away
 N Neutral

Saint Joseph's

Through Games Of Dec. 12, 2019

Average RPI Win:	190	WON-LOST	WINNING	LAST 10	STRENGTH OF	OPP. STRENGTH	TEAM	ADJ.	CONF.	ADJ CONF.
Average RPI Loss:	102	RECORD	PCT. RANK	GAMES	SCHEDULE	OF SCHEDULE	RPI	RPI	RPI	RPI
DIV. I ONLY	4- 5	188	4-5	151	100	186	186	10	10	
DIV. I NON-CONF.	4- 5	188	4-5	149	99	185	185	10	10	
TOTALS	RPI 1-25	RPI 26-50	W-L RECORDS	RPI 51-100	RPI 101-150	RPI 150+				
4- 5	0- 0	0- 0	OVERALL	1- 3	1- 1	2- 1				
3- 2	0- 0	0- 0	HOME	1- 2	0- 0	2- 0				
1- 2	0- 0	0- 0	AWAY	0- 0	1- 1	0- 1				
0- 1	0- 0	0- 0	NEUTRAL	0- 1	0- 0	0- 0				
4- 5	0- 0	0- 0	NON-CONFERENCE	1- 3	1- 1	2- 1				
3- 2	0- 0	0- 0	HOME	1- 2	0- 0	2- 0				
1- 2	0- 0	0- 0	AWAY	0- 0	1- 1	0- 1				
0- 1	0- 0	0- 0	NEUTRAL	0- 1	0- 0	0- 0				
0- 0	0- 0	0- 0	CONFERENCE	0- 0	0- 0	0- 0				
0- 0	0- 0	0- 0	HOME	0- 0	0- 0	0- 0				
0- 0	0- 0	0- 0	AWAY	0- 0	0- 0	0- 0				
0- 0	0- 0	0- 0	NEUTRAL	0- 0	0- 0	0- 0				

RPI 1-25			RPI 26-50			RPI 51-100			RPI 101+			Team's RPI: 186
RPI	S	Opponent	Score	RPI	S	Opponent	Score	RPI	S	Opponent	Score	
						67 H Temple	67 63	115 A Auburn		62 66		
						68 H Drexel	52 62	148 A Columbia		71 57		
						77 N Seton Hall	39 55	157 A Villanova		44 60		
						92 H Penn	45 55	265 H American		72 51		
								280 H Sacred Heart		71 44		
LAST 10 Division I												
157 A Villanova		44 60	68 H Drexel		52 62							
280 H Sacred Heart		71 44	265 H American		72 51							
67 H Temple		67 63	115 A Auburn		62 66							
148 A Columbia		71 57	92 H Penn		45 55							
			77 N Seton Hall		39 55							

Non-Div I Games:

Saint Joseph's

■ Loss,
 ■ Non-Conf,
 ■ S Site,
 ■ H Home
 ■ A Away
 N Neutral

Saint Louis

Through Games Of Dec. 12, 2019

Average RPI Win:	153	WON-LOST	WINNING	LAST 10	STRENGTH OF	OPP. STRENGTH	TEAM	ADJ.	CONF.	ADJ CONF.
Average RPI Loss:	129	RECORD	PCT. RANK	GAMES	SCHEDULE	OF SCHEDULE	RPI	RPI	RPI	RPI
DIV. I ONLY	7- 3	77	7-3	82	127	34	34	10	10	
DIV. I NON-CONF.	7- 3	78	7-3	82	128	34	34	10	10	
TOTALS	RPI 1-25	RPI 26-50	W-L RECORDS	RPI 51-100	RPI 101-150	RPI 150+				
7- 3	0- 0	1- 0	OVERALL	1- 1	2- 1	3- 1				
4- 0	0- 0	1- 0	HOME	1- 0	1- 0	1- 0				
3- 3	0- 0	0- 0	AWAY	0- 1	1- 1	2- 1				
0- 0	0- 0	0- 0	NEUTRAL	0- 0	0- 0	0- 0				
7- 3	0- 0	1- 0	NON-CONFERENCE	1- 1	2- 1	3- 1				
4- 0	0- 0	1- 0	HOME	1- 0	1- 0	1- 0				
3- 3	0- 0	0- 0	AWAY	0- 1	1- 1	2- 1				
0- 0	0- 0	0- 0	NEUTRAL	0- 0	0- 0	0- 0				
0- 0	0- 0	0- 0	CONFERENCE	0- 0	0- 0	0- 0				
0- 0	0- 0	0- 0	HOME	0- 0	0- 0	0- 0				
0- 0	0- 0	0- 0	AWAY	0- 0	0- 0	0- 0				
0- 0	0- 0	0- 0	NEUTRAL	0- 0	0- 0	0- 0				

RPI 1-25			RPI 26-50			Team's RPI: 34			RPI 51-100			RPI 101+		
RPI	S	Opponent	Score	RPI	S	Opponent	Score		RPI	S	Opponent	Score		
				26	H	Illinois St.	61 56		65	H	Colgate	61 51		
									98	A	Vanderbilt	50 62		
												120	A	Southern Ill.
												53	61	
												143	H	UT Martin
												56	50	
												147	A	Cincinnati
												60	50	
												166	H	Southeast Mo. St.
												76	61	
												169	A	Missouri
												58	83	
												252	A	Northern Ky.
												67	42	
												269	A	SIUE
												68	35	
LAST 10 Division I														
				26	H	Illinois St.	61 56		120	A	Southern Ill.	53	61	
				169	A	Missouri	58 83		65	H	Colgate	61	51	
				166	H	Southeast Mo. St.	76 61		269	A	SIUE	68	35	
				147	A	Cincinnati	60 50		98	A	Vanderbilt	50	62	
				143	H	UT Martin	56 50		252	A	Northern Ky.	67	42	

Non-Div I Games:

Saint Louis

■ Loss,
 ■ Non-Conf,
 ■ S Site,
 ■ H Home
 ■ A Away
 N Neutral

Saint Mary's (CA)

Through Games Of Dec. 12, 2019

Average RPI Win:	220	WON-LOST	WINNING	LAST 10	STRENGTH OF	OPP. STRENGTH	TEAM	ADJ.	CONF.	ADJ CONF.
Average RPI Loss:	128	RECORD	PCT. RANK	GAMES	SCHEDULE	OF SCHEDULE	RPI	RPI	RPI	RPI
DIV. I ONLY	4- 4	163	4-4	34	291	140	140	11	11	
DIV. I NON-CONF.	4- 4	162	4-4	33	291	139	139	11	11	
TOTALS	RPI 1-25	RPI 26-50	W-L RECORDS	RPI 51-100	RPI 101-150	RPI 150+				
4- 4	0- 1	1- 1	OVERALL	0- 0	0- 1	3- 1				
4- 2	0- 1	1- 1	HOME	0- 0	0- 0	3- 0				
0- 2	0- 0	0- 0	AWAY	0- 0	0- 1	0- 1				
0- 0	0- 0	0- 0	NEUTRAL	0- 0	0- 0	0- 0				
4- 4	0- 1	1- 1	NON-CONFERENCE	0- 0	0- 1	3- 1				
4- 2	0- 1	1- 1	HOME	0- 0	0- 0	3- 0				
0- 2	0- 0	0- 0	AWAY	0- 0	0- 1	0- 1				
0- 0	0- 0	0- 0	NEUTRAL	0- 0	0- 0	0- 0				
0- 0	0- 0	0- 0	CONFERENCE	0- 0	0- 0	0- 0				
0- 0	0- 0	0- 0	HOME	0- 0	0- 0	0- 0				
0- 0	0- 0	0- 0	AWAY	0- 0	0- 0	0- 0				
0- 0	0- 0	0- 0	NEUTRAL	0- 0	0- 0	0- 0				

RPI 1-25				RPI 26-50				RPI 51-100				RPI 101+ Team's RPI: 140			
RPI	S	Opponent	Score	RPI	S	Opponent	Score	RPI	S	Opponent	Score	RPI	S	Opponent	Score
16	H	NC State	70 87	38	H	Western Ky.	80 73					122	A	Wyoming	67 69
				48	H	Marquette	63 77					270	H	UC Santa Barbara	64 43
												272	H	UC Davis	83 74
												299	H	Cal Poly	84 67
												326	A	Nevada	72 78
LAST 10 Division I															
299	H	Cal Poly	84 67	16	H	NC State	70 87	272	H	UC Davis	83 74	122	A	Wyoming	67 69
38	H	Western Ky.	80 73					270	H	UC Santa Barbara	64 43	270	H	UC Santa Barbara	64 43
48	H	Marquette	63 77					326	A	Nevada	72 78	326	A	Nevada	72 78

Non-Div I Games:

Saint Mary's (CA)

■ Loss,
 ■ Non-Conf, S Site,
 ■ Home
 ■ Away
 N Neutral

Average RPI Win: 300		WON-LOST	WINNING	LAST 10	STRENGTH OF	OPP. STRENGTH	TEAM	ADJ.	CONF.	ADJ CONF.
Average RPI Loss: 229		RECORD	PCT. RANK	GAMES	SCHEDULE	OF SCHEDULE	RPI	RPI	RPI	RPI
DIV. I ONLY		3- 4	201	3-4	351	153	311	311	20	20
DIV. I NON-CONF.		3- 4	201	3-4	351	151	311	311	20	20
TOTALS	RPI 1-25	RPI 26-50		W-L RECORDS	RPI 51-100		RPI 101-150		RPI 150+	
3- 4	0- 0	0- 0		OVERALL	0- 0		0- 0		3- 4	
1- 0	0- 0	0- 0		HOME	0- 0		0- 0		1- 0	
2- 4	0- 0	0- 0		AWAY	0- 0		0- 0		2- 4	
0- 0	0- 0	0- 0		NEUTRAL	0- 0		0- 0		0- 0	
3- 4	0- 0	0- 0		NON-CONFERENCE	0- 0		0- 0		3- 4	
1- 0	0- 0	0- 0		HOME	0- 0		0- 0		1- 0	
2- 4	0- 0	0- 0		AWAY	0- 0		0- 0		2- 4	
0- 0	0- 0	0- 0		NEUTRAL	0- 0		0- 0		0- 0	
0- 0	0- 0	0- 0		CONFERENCE	0- 0		0- 0		0- 0	
0- 0	0- 0	0- 0		HOME	0- 0		0- 0		0- 0	
0- 0	0- 0	0- 0		AWAY	0- 0		0- 0		0- 0	
0- 0	0- 0	0- 0		NEUTRAL	0- 0		0- 0		0- 0	

RPI 1-25				RPI 26-50				RPI 51-100				RPI 101+				Team's RPI: 311	
RPI	S	Opponent	Score	RPI	S	Opponent	Score	RPI	S	Opponent	Score	RPI	S	Opponent	Score		
												182	A	Delaware St.	66	89	
												195	A	Wagner	89	90	
												243	A	Howard	80	92	
												255	H	Morgan St.	78	77	
												297	A	NJIT	73	76	
												309	A	Coppin St.	82	57	
												336	A	LIU Brooklyn	89	74	
LAST 10 Division I																	
				182	A	Delaware St.	66	89	195	A	Wagner	89	90				
				297	A	NJIT	73	76	336	A	LIU Brooklyn	89	74				
				255	H	Morgan St.	78	77									
				243	A	Howard	80	92									
				309	A	Coppin St.	82	57									

Non-Div I Games:

Saint Peter's

■ Loss, ■ Non-Conf, S Site, H Home A Away N Neutral

Average RPI Win: 276		WON-LOST	WINNING	LAST 10	STRENGTH OF	OPP. STRENGTH	TEAM	ADJ.	CONF.	ADJ CONF.
Average RPI Loss: 203		RECORD	PCT. RANK	GAMES	SCHEDULE	OF SCHEDULE	RPI	RPI	RPI	RPI
DIV. I ONLY		2- 3	215	2-3	113	348	170	170	25	25
DIV. I NON-CONF.		2- 3	217	2-3	113	348	167	167	25	25
TOTALS	RPI 1-25		RPI 26-50		W-L RECORDS		RPI 51-100		RPI 101-150	RPI 150+
2- 3	0- 0		0- 0		OVERALL		0- 0		0- 1	2- 2
1- 0	0- 0		0- 0		HOME		0- 0		0- 0	1- 0
1- 3	0- 0		0- 0		AWAY		0- 0		0- 1	1- 2
0- 0	0- 0		0- 0		NEUTRAL		0- 0		0- 0	0- 0
2- 3	0- 0		0- 0		NON-CONFERENCE		0- 0		0- 1	2- 2
1- 0	0- 0		0- 0		HOME		0- 0		0- 0	1- 0
1- 3	0- 0		0- 0		AWAY		0- 0		0- 1	1- 2
0- 0	0- 0		0- 0		NEUTRAL		0- 0		0- 0	0- 0
0- 0	0- 0		0- 0		CONFERENCE		0- 0		0- 0	0- 0
0- 0	0- 0		0- 0		HOME		0- 0		0- 0	0- 0
0- 0	0- 0		0- 0		AWAY		0- 0		0- 0	0- 0
0- 0	0- 0		0- 0		NEUTRAL		0- 0		0- 0	0- 0

RPI 1-25				RPI 26-50				RPI 51-100				RPI 101+				Team's RPI: 170	
RPI	S	Opponent	Score	RPI	S	Opponent	Score	RPI	S	Opponent	Score	RPI	S	Opponent	Score		
												119	A	Texas Tech	57	99	
												208	H	Louisiana	77	73	
												229	A	Oral Roberts	41	64	
												260	A	Ole Miss	69	75	
												344	A	UTSA	81	77	
LAST 10 Division I																	
				119	A	Texas Tech	57	99	344	A	UTSA	81	77				
				208	H	Louisiana	77	73	229	A	Oral Roberts	41	64				
								260	A	Ole Miss	69	75					

Non-Div I Games:	Jarvis Christian	114	46	Howard Payne	91	49
------------------	------------------	-----	----	--------------	----	----

Sam Houston St.

■ Loss, ■ Non-Conf, S Site, H Home A Away N Neutral

Average RPI Win:	266	WON-LOST	WINNING	LAST 10	STRENGTH OF	OPP. STRENGTH	TEAM	ADJ.	CONF.	ADJ CONF.
Average RPI Loss:	137	RECORD	PCT. RANK	GAMES	SCHEDULE	OF SCHEDULE	RPI	RPI	RPI	RPI
DIV. I ONLY	2- 8	296	2-8	67	302	200	200	26	26	
DIV. I NON-CONF.	2- 8	296	2-8	66	302	199	199	26	26	
TOTALS	RPI 1-25	RPI 26-50	W-L RECORDS	RPI 51-100	RPI 101-150	RPI 150+				
2- 8	0- 1	0- 2	OVERALL	0- 0	0- 1	2- 4				
0- 2	0- 0	0- 1	HOME	0- 0	0- 0	0- 1				
2- 6	0- 1	0- 1	AWAY	0- 0	0- 1	2- 3				
0- 0	0- 0	0- 0	NEUTRAL	0- 0	0- 0	0- 0				
2- 8	0- 1	0- 2	NON-CONFERENCE	0- 0	0- 1	2- 4				
0- 2	0- 0	0- 1	HOME	0- 0	0- 0	0- 1				
2- 6	0- 1	0- 1	AWAY	0- 0	0- 1	2- 3				
0- 0	0- 0	0- 0	NEUTRAL	0- 0	0- 0	0- 0				
0- 0	0- 0	0- 0	CONFERENCE	0- 0	0- 0	0- 0				
0- 0	0- 0	0- 0	HOME	0- 0	0- 0	0- 0				
0- 0	0- 0	0- 0	AWAY	0- 0	0- 0	0- 0				
0- 0	0- 0	0- 0	NEUTRAL	0- 0	0- 0	0- 0				

RPI 1-25				RPI 26-50				RPI 51-100				RPI 101+ Team's RPI: 200			
RPI	S	Opponent	Score	RPI	S	Opponent	Score	RPI	S	Opponent	Score	RPI	S	Opponent	Score
23	A	Florida St.	59 88	40	A	Kentucky	49 79					143	A	UT Martin	75 80
				46	H	Troy	65 74					177	A	Florida	48 84
												190	A	Kennesaw St.	55 60
												222	A	UAB	69 76
												229	A	North Ala.	79 63
												257	H	Tennessee Tech	57 72
												303	A	Alabama St.	83 48
LAST 10 Division I															
40	A	Kentucky	49 79	229	A	North Ala.	79 63								
222	A	UAB	69 76	257	H	Tennessee Tech	57 72								
303	A	Alabama St.	83 48	143	A	UT Martin	75 80								
46	H	Troy	65 74	23	A	Florida St.	59 88								
190	A	Kennesaw St.	55 60	177	A	Florida	48 84								

Non-Div I Games: Montevallo 81 60

Samford

Average RPI Win: 254		WON-LOST	WINNING	LAST 10	STRENGTH OF	OPP. STRENGTH	TEAM	ADJ.	CONF.	ADJ CONF.
Average RPI Loss: 158		RECORD	PCT. RANK	GAMES	SCHEDULE	OF SCHEDULE	RPI	RPI	RPI	RPI
DIV. I ONLY		4- 4	163	4-4	194	271	212	212	11	11
DIV. I NON-CONF.		4- 4	162	4-4	194	272	212	212	11	11
TOTALS		RPI 1-25	RPI 26-50	W-L RECORDS	RPI 51-100	RPI 101-150	RPI 150+			
4- 4	0- 0		0- 0	OVERALL	0- 0	0- 2	4- 2			
2- 3	0- 0		0- 0	HOME	0- 0	0- 2	2- 1			
2- 1	0- 0		0- 0	AWAY	0- 0	0- 0	2- 1			
0- 0	0- 0		0- 0	NEUTRAL	0- 0	0- 0	0- 0			
4- 4	0- 0		0- 0	NON-CONFERENCE	0- 0	0- 2	4- 2			
2- 3	0- 0		0- 0	HOME	0- 0	0- 2	2- 1			
2- 1	0- 0		0- 0	AWAY	0- 0	0- 0	2- 1			
0- 0	0- 0		0- 0	NEUTRAL	0- 0	0- 0	0- 0			
0- 0	0- 0		0- 0	CONFERENCE	0- 0	0- 0	0- 0			
0- 0	0- 0		0- 0	HOME	0- 0	0- 0	0- 0			
0- 0	0- 0		0- 0	AWAY	0- 0	0- 0	0- 0			
0- 0	0- 0		0- 0	NEUTRAL	0- 0	0- 0	0- 0			

RPI 1-25				RPI 26-50				RPI 51-100				RPI 101+				Team's RPI: 212	
RPI	S	Opponent	Score	RPI	S	Opponent	Score	RPI	S	Opponent	Score	RPI	S	Opponent	Score		
												110	H	Idaho	32	65	
												119	H	Texas Tech	60	64	
												158	H	Monmouth	57	49	
												165	A	San Jose St.	82	88	
												239	H	Cal St. Fullerton	67	72	
												256	H	Towson	81	67	
												288	A	Air Force	70	59	
												314	A	San Diego St.	70	47	
LAST 10 Division I																	
				314	A	San Diego St.	70	47	119	H	Texas Tech	60	64				
				239	H	Cal St. Fullerton	67	72	158	H	Monmouth	57	49				
				110	H	Idaho	32	65	165	A	San Jose St.	82	88				
									288	A	Air Force	70	59				
									256	H	Towson	81	67				

Non-Div I Games:	Biola	81	28
------------------	-------	----	----

San Diego

■ Loss, ■ Non-Conf, S Site, H Home A Away N Neutral

Average RPI Win:	260	WON-LOST	WINNING	LAST 10	STRENGTH OF	OPP. STRENGTH	TEAM	ADJ.	CONF.	ADJ CONF.
Average RPI Loss:	189	RECORD	PCT. RANK	GAMES	SCHEDULE	OF SCHEDULE	RPI	RPI	RPI	RPI
DIV. I ONLY	3- 7	244	3-7	248	272	314	314	21	21	
DIV. I NON-CONF.	2- 6	277	2-6	275	247	326	326	21	21	
TOTALS	RPI 1-25	RPI 26-50	W-L RECORDS	RPI 51-100	RPI 101-150	RPI 150+				
3- 7	0- 0	0- 0	OVERALL	0- 1	0- 0	3- 6				
3- 4	0- 0	0- 0	HOME	0- 1	0- 0	3- 3				
0- 3	0- 0	0- 0	AWAY	0- 0	0- 0	0- 3				
0- 0	0- 0	0- 0	NEUTRAL	0- 0	0- 0	0- 0				
2- 6	0- 0	0- 0	NON-CONFERENCE	0- 1	0- 0	2- 5				
2- 4	0- 0	0- 0	HOME	0- 1	0- 0	2- 3				
0- 2	0- 0	0- 0	AWAY	0- 0	0- 0	0- 2				
0- 0	0- 0	0- 0	NEUTRAL	0- 0	0- 0	0- 0				
1- 1	0- 0	0- 0	CONFERENCE	0- 0	0- 0	1- 1				
1- 0	0- 0	0- 0	HOME	0- 0	0- 0	1- 0				
0- 1	0- 0	0- 0	AWAY	0- 0	0- 0	0- 1				
0- 0	0- 0	0- 0	NEUTRAL	0- 0	0- 0	0- 0				

RPI 1-25				RPI 26-50				RPI 51-100				RPI 101+				Team's RPI: 314	
RPI	S	Opponent	Score	RPI	S	Opponent	Score	RPI	S	Opponent	Score	RPI	S	Opponent	Score		
								61	H	California	48	74	159	A	Hawaii	58	61
												165	A	San Jose St.	67	84	
												196	H	Alabama A&M	53	61	
												212	H	San Diego	47	70	
												239	H	Cal St. Fullerton	55	45	
												256	H	Towson	80	72	
												261	H	Arkansas St.	62	71	
												270	A	UC Santa Barbara	52	64	
												286	H	Colorado St.	59	49	
LAST 10 Division I																	
				212	H	San Diego	47	70	61	H	California	48	74				
				165	A	San Jose St.	67	84	239	H	Cal St. Fullerton	55	45				
				286	H	Colorado St.	59	49	196	H	Alabama A&M	53	61				
				261	H	Arkansas St.	62	71	256	H	Towson	80	72				
				270	A	UC Santa Barbara	52	64	159	A	Hawaii	58	61				

Non-Div I Games: Westcliff 77 56

San Diego St.

■ Loss,
 ■ Non-Conf,
 ■ S Site,
 ■ Home
 ■ A Away
 N Neutral

San Francisco

Through Games Of Dec. 12, 2019

Average RPI Win:	177	WON-LOST	WINNING	LAST 10	STRENGTH OF	OPP. STRENGTH	TEAM	ADJ.	CONF.	ADJ CONF.
Average RPI Loss:	99	RECORD	PCT. RANK	GAMES	SCHEDULE	OF SCHEDULE	RPI	RPI	RPI	RPI
DIV. I ONLY	5- 4	146	5-4	77	90	95	95	11	11	
DIV. I NON-CONF.	5- 4	145	5-4	75	88	96	96	11	11	
TOTALS	RPI 1-25	RPI 26-50	W-L RECORDS	RPI 51-100	RPI 101-150	RPI 150+				
5- 4	0- 2	0- 0	OVERALL	0- 0	2- 1	3- 1				
2- 2	0- 1	0- 0	HOME	0- 0	0- 1	2- 0				
1- 1	0- 0	0- 0	AWAY	0- 0	0- 0	1- 1				
2- 1	0- 1	0- 0	NEUTRAL	0- 0	2- 0	0- 0				
5- 4	0- 2	0- 0	NON-CONFERENCE	0- 0	2- 1	3- 1				
2- 2	0- 1	0- 0	HOME	0- 0	0- 1	2- 0				
1- 1	0- 0	0- 0	AWAY	0- 0	0- 0	1- 1				
2- 1	0- 1	0- 0	NEUTRAL	0- 0	2- 0	0- 0				
0- 0	0- 0	0- 0	CONFERENCE	0- 0	0- 0	0- 0				
0- 0	0- 0	0- 0	HOME	0- 0	0- 0	0- 0				
0- 0	0- 0	0- 0	AWAY	0- 0	0- 0	0- 0				
0- 0	0- 0	0- 0	NEUTRAL	0- 0	0- 0	0- 0				

RPI 1-25				RPI 26-50				RPI 51-100				Team's RPI: 95	RPI 101+			
RPI	S	Opponent	Score	RPI	S	Opponent	Score	RPI	S	Opponent	Score		RPI	S	Opponent	Score
4	H	Stanford	71 97										109	N	Bowling Green	64 56
11	N	Mississippi St.	38 73										110	H	Idaho	60 66
													114	N	Houston	80 57
													193	A	Northern Colo.	90 83
													231	H	CSUN	79 61
													239	H	Cal St. Fullerton	71 63
													272	A	UC Davis	67 79
LAST 10 Division I																
239	H	Cal St. Fullerton	71 63	110	H	Idaho	60 66									
114	N	Houston	80 57	231	H	CSUN	79 61									
109	N	Bowling Green	64 56	4	H	Stanford	71 97									
11	N	Mississippi St.	38 73	193	A	Northern Colo.	90 83									
272	A	UC Davis	67 79													

Non-Div I Games:

San Francisco

Loss,
Non-Conf,
S Site,
H Home
A Away
N Neutral

Average RPI Win:	247	WON-LOST	WINNING	LAST 10	STRENGTH OF	OPP. STRENGTH	TEAM	ADJ.	CONF.	ADJ CONF.
Average RPI Loss:	125	RECORD	PCT. RANK	GAMES	SCHEDULE	OF SCHEDULE	RPI	RPI	RPI	RPI
DIV. I ONLY	7- 3	77	7-3	317	129	165	165	21	21	
DIV. I NON-CONF.	5- 3	105	5-3	314	94	176	176	21	21	
TOTALS	RPI 1-25	RPI 26-50	W-L RECORDS	RPI 51-100	RPI 101-150	RPI 150+				
7- 3	0- 0	0- 0	OVERALL	1- 1	0- 1	6- 1				
5- 0	0- 0	0- 0	HOME	1- 0	0- 0	4- 0				
2- 3	0- 0	0- 0	AWAY	0- 1	0- 1	2- 1				
0- 0	0- 0	0- 0	NEUTRAL	0- 0	0- 0	0- 0				
5- 3	0- 0	0- 0	NON-CONFERENCE	1- 1	0- 1	4- 1				
4- 0	0- 0	0- 0	HOME	1- 0	0- 0	3- 0				
1- 3	0- 0	0- 0	AWAY	0- 1	0- 1	1- 1				
0- 0	0- 0	0- 0	NEUTRAL	0- 0	0- 0	0- 0				
2- 0	0- 0	0- 0	CONFERENCE	0- 0	0- 0	2- 0				
1- 0	0- 0	0- 0	HOME	0- 0	0- 0	1- 0				
1- 0	0- 0	0- 0	AWAY	0- 0	0- 0	1- 0				
0- 0	0- 0	0- 0	NEUTRAL	0- 0	0- 0	0- 0				

RPI 1-25			RPI 26-50			RPI 51-100			RPI 101+			Team's RPI: 165
RPI	S	Opponent	Score	RPI	S	Opponent	Score	RPI	S	Opponent	Score	
						62	A CSU Bakersfield	71 75	121	A Santa Clara	81 89	
						89	H Buffalo	95 88	191	A UC Irvine	77 79	
									212	H San Diego	88 82	
									225	H Eastern Wash.	84 66	
									270	A UC Santa Barbara	73 70	
									271	A Utah St.	76 61	
									314	H San Diego St.	84 67	
									351	H Sacramento St.	73 67	
LAST 10 Division I												
271	A	Utah St.	76 61	314	H	San Diego St.	84 67					
62	A	CSU Bakersfield	71 75	270	A	UC Santa Barbara	73 70					
212	H	San Diego	88 82	121	A	Santa Clara	81 89					
89	H	Buffalo	95 88	225	H	Eastern Wash.	84 66					
351	H	Sacramento St.	73 67	191	A	UC Irvine	77 79					

Non-Div I Games:

San Jose St.

Santa Clara

Through Games Of Dec. 12, 2019

Average RPI Win:	221	WON-LOST	WINNING	LAST 10	STRENGTH OF	OPP. STRENGTH	TEAM	ADJ.	CONF.	ADJ CONF.
Average RPI Loss:	140	RECORD	PCT. RANK	GAMES	SCHEDULE	OF SCHEDULE	RPI	RPI	RPI	RPI
DIV. I ONLY	3- 4	201	3-4	59	253	121	121	11	11	
DIV. I NON-CONF.	3- 4	201	3-4	58	253	121	121	11	11	
TOTALS	RPI 1-25	RPI 26-50	W-L RECORDS	RPI 51-100	RPI 101-150	RPI 150+				
3- 4	0- 1	0- 0	OVERALL	0- 1	0- 0	3- 2				
1- 1	0- 0	0- 0	HOME	0- 0	0- 0	1- 1				
1- 2	0- 1	0- 0	AWAY	0- 1	0- 0	1- 0				
1- 1	0- 0	0- 0	NEUTRAL	0- 0	0- 0	1- 1				
3- 4	0- 1	0- 0	NON-CONFERENCE	0- 1	0- 0	3- 2				
1- 1	0- 0	0- 0	HOME	0- 0	0- 0	1- 1				
1- 2	0- 1	0- 0	AWAY	0- 1	0- 0	1- 0				
1- 1	0- 0	0- 0	NEUTRAL	0- 0	0- 0	1- 1				
0- 0	0- 0	0- 0	CONFERENCE	0- 0	0- 0	0- 0				
0- 0	0- 0	0- 0	HOME	0- 0	0- 0	0- 0				
0- 0	0- 0	0- 0	AWAY	0- 0	0- 0	0- 0				
0- 0	0- 0	0- 0	NEUTRAL	0- 0	0- 0	0- 0				

RPI 1-25				RPI 26-50				RPI 51-100				RPI 101+ Team's RPI: 121			
RPI	S	Opponent	Score	RPI	S	Opponent	Score	RPI	S	Opponent	Score	RPI	S	Opponent	Score
2	A	Missouri St.	64 71					60	A	Arizona	52 65	165	H	San Jose St.	89 81
												218	N	Delaware	80 81
												226	N	Montana	68 58
												272	A	UC Davis	62 61
												278	H	Long Beach St.	46 54
LAST 10 Division I															
		218 N Delaware	80 81			278 H Long Beach St.	46 54								
		226 N Montana	68 58			60 A Arizona	52 65								
		2 A Missouri St.	64 71												
		272 A UC Davis	62 61												
		165 H San Jose St.	89 81												

Non-Div I Games: UC Santa Cruz 109 51

Santa Clara

Loss, Non-Conf, S Site, H Home A Away N Neutral

Average RPI Win: 315		WON-LOST	WINNING	LAST 10	STRENGTH OF	OPP. STRENGTH	TEAM	ADJ.	CONF.	ADJ CONF.
Average RPI Loss: 185		RECORD	PCT. RANK	GAMES	SCHEDULE	OF SCHEDULE	RPI	RPI	RPI	RPI
DIV. I ONLY		2- 6	277	2-6	343	230	343	343	32	32
DIV. I NON-CONF.		2- 6	277	2-6	343	230	343	343	32	32
TOTALS	RPI 1-25		RPI 26-50		W-L RECORDS	RPI 51-100	RPI 101-150		RPI 150+	
2- 6	0- 0		0- 0		OVERALL	0- 0	0- 2		2- 4	
2- 2	0- 0		0- 0		HOME	0- 0	0- 2		2- 0	
0- 4	0- 0		0- 0		AWAY	0- 0	0- 0		0- 4	
0- 0	0- 0		0- 0		NEUTRAL	0- 0	0- 0		0- 0	
2- 6	0- 0		0- 0		NON-CONFERENCE	0- 0	0- 2		2- 4	
2- 2	0- 0		0- 0		HOME	0- 0	0- 2		2- 0	
0- 4	0- 0		0- 0		AWAY	0- 0	0- 0		0- 4	
0- 0	0- 0		0- 0		NEUTRAL	0- 0	0- 0		0- 0	
0- 0	0- 0		0- 0		CONFERENCE	0- 0	0- 0		0- 0	
0- 0	0- 0		0- 0		HOME	0- 0	0- 0		0- 0	
0- 0	0- 0		0- 0		AWAY	0- 0	0- 0		0- 0	
0- 0	0- 0		0- 0		NEUTRAL	0- 0	0- 0		0- 0	

RPI 1-25				RPI 26-50				RPI 51-100				RPI 101+				Team's RPI: 343	
RPI	S	Opponent	Score	RPI	S	Opponent	Score	RPI	S	Opponent	Score	RPI	S	Opponent	Score		
												110	H	Idaho	84	90	
												116	H	Montana St.	65	73	
												151	A	Washington	46	78	
												179	A	Idaho St.	48	73	
												271	A	Utah St.	63	70	
												278	H	Long Beach St.	66	54	
												282	A	Northern Ariz.	80	88	
												351	H	Sacramento St.	88	84	
LAST 10 Division I																	
												110	H	Idaho	84	90	
												278	H	Long Beach St.	66	54	
												282	A	Northern Ariz.	80	88	
												351	H	Sacramento St.	88	84	
												179	A	Idaho St.	48	73	
												116	H	Montana St.	65	73	
												151	A	Washington	46	78	
												271	A	Utah St.	63	70	

Non-Div I Games:	Saint Martin's	91	81	Central Wash.	75	65
------------------	----------------	----	----	---------------	----	----

Seattle U

■ Loss, ■ Non-Conf, S Site, H Home A Away N Neutral

Average RPI Win:	214	WON-LOST	WINNING	LAST 10	STRENGTH OF	OPP. STRENGTH	TEAM	ADJ.	CONF.	ADJ CONF.
Average RPI Loss:	35	RECORD	PCT. RANK	GAMES	SCHEDULE	OF SCHEDULE	RPI	RPI	RPI	RPI
DIV. I ONLY	6- 4	120	6-4	48	93	77	77	6	6	
DIV. I NON-CONF.	6- 4	120	6-4	48	91	77	77	6	6	
TOTALS	RPI 1-25	RPI 26-50	W-L RECORDS	RPI 51-100	RPI 101-150	RPI 150+				
6- 4	0- 2	0- 1	OVERALL	1- 0	0- 1	5- 0				
3- 2	0- 2	0- 0	HOME	0- 0	0- 0	3- 0				
1- 1	0- 0	0- 0	AWAY	0- 0	0- 1	1- 0				
2- 1	0- 0	0- 1	NEUTRAL	1- 0	0- 0	1- 0				
6- 4	0- 2	0- 1	NON-CONFERENCE	1- 0	0- 1	5- 0				
3- 2	0- 2	0- 0	HOME	0- 0	0- 0	3- 0				
1- 1	0- 0	0- 0	AWAY	0- 0	0- 1	1- 0				
2- 1	0- 0	0- 1	NEUTRAL	1- 0	0- 0	1- 0				
0- 0	0- 0	0- 0	CONFERENCE	0- 0	0- 0	0- 0				
0- 0	0- 0	0- 0	HOME	0- 0	0- 0	0- 0				
0- 0	0- 0	0- 0	AWAY	0- 0	0- 0	0- 0				
0- 0	0- 0	0- 0	NEUTRAL	0- 0	0- 0	0- 0				

RPI 1-25				RPI 26-50				RPI 51-100				RPI 101+			
RPI	S	Opponent	Score	RPI	S	Opponent	Score	RPI	S	Opponent	Score	RPI	S	Opponent	Score
3	H	UConn	78 92	27	N	Georgia Tech	54 79	98	N	Vanderbilt	69 65	101	A	Lehigh	68 75
9	H	Princeton	76 78									186	N	Saint Joseph's	55 39
												227	H	Fairfield	74 44
												244	A	Iona	89 37
												248	H	VCU	53 33
												280	H	Sacred Heart	95 69
LAST 10 Division I															
244	A	Iona	89 37	3	H	UConn	78 92	98	N	Vanderbilt	69 65	101	A	Lehigh	68 75
9	H	Princeton	76 78	27	N	Georgia Tech	54 79	186	N	Saint Joseph's	55 39				
248	H	VCU	53 33												
227	H	Fairfield	74 44												
280	H	Sacred Heart	95 69												

Non-Div I Games:

Seton Hall

Average RPI Win:	286	WON-LOST	WINNING	LAST 10	STRENGTH OF	OPP. STRENGTH	TEAM	ADJ.	CONF.	ADJ CONF.
Average RPI Loss:	92	RECORD	PCT. RANK	GAMES	SCHEDULE	OF SCHEDULE	RPI	RPI	RPI	RPI
DIV. I ONLY	2- 5	253	2-5	26	332	192	192	20	20	
DIV. I NON-CONF.	2- 5	253	2-5	25	332	190	190	20	20	
TOTALS	RPI 1-25	RPI 26-50	W-L RECORDS	RPI 51-100	RPI 101-150	RPI 150+				
2- 5	0- 0	0- 0	OVERALL	0- 4	0- 1	2- 0				
2- 1	0- 0	0- 0	HOME	0- 1	0- 0	2- 0				
0- 4	0- 0	0- 0	AWAY	0- 3	0- 1	0- 0				
0- 0	0- 0	0- 0	NEUTRAL	0- 0	0- 0	0- 0				
2- 5	0- 0	0- 0	NON-CONFERENCE	0- 4	0- 1	2- 0				
2- 1	0- 0	0- 0	HOME	0- 1	0- 0	2- 0				
0- 4	0- 0	0- 0	AWAY	0- 3	0- 1	0- 0				
0- 0	0- 0	0- 0	NEUTRAL	0- 0	0- 0	0- 0				
0- 0	0- 0	0- 0	CONFERENCE	0- 0	0- 0	0- 0				
0- 0	0- 0	0- 0	HOME	0- 0	0- 0	0- 0				
0- 0	0- 0	0- 0	AWAY	0- 0	0- 0	0- 0				
0- 0	0- 0	0- 0	NEUTRAL	0- 0	0- 0	0- 0				

RPI 1-25				RPI 26-50				RPI 51-100				RPI 101+				Team's RPI: 192	
RPI	S	Opponent	Score	RPI	S	Opponent	Score	RPI	S	Opponent	Score	RPI	S	Opponent	Score		
								65	A	Colgate	51	88	125	A	Harvard	51	68
								86	A	Fla. Atlantic	39	83	280	H	Sacred Heart	68	57
								90	H	Binghamton	62	89	292	H	Albany (NY)	52	46
								92	A	Penn	44	92					
LAST 10 Division I																	
				292	H	Albany (NY)	52	46	65	A	Colgate	51	88				
				90	H	Binghamton	62	89	86	A	Fla. Atlantic	39	83				
									280	H	Sacred Heart	68	57				
									125	A	Harvard	51	68				
									92	A	Penn	44	92				

Non-Div I Games:

Siena

South Alabama

Through Games Of Dec. 12, 2019

Average RPI Win:	242	WON-LOST	WINNING	LAST 10	STRENGTH OF	OPP. STRENGTH	TEAM	ADJ.	CONF.	ADJ CONF.
Average RPI Loss:	128	RECORD	PCT. RANK	GAMES	SCHEDULE	OF SCHEDULE	RPI	RPI	RPI	RPI
DIV. I ONLY	3- 5	221	3-5	203	199	259	259	23	23	
DIV. I NON-CONF.	3- 5	223	3-5	203	198	260	260	23	23	
TOTALS	RPI 1-25	RPI 26-50	W-L RECORDS	RPI 51-100	RPI 101-150	RPI 150+				
3- 5	0- 0	0- 1	OVERALL	0- 0	0- 3	3- 1				
2- 4	0- 0	0- 1	HOME	0- 0	0- 3	2- 0				
1- 1	0- 0	0- 0	AWAY	0- 0	0- 0	1- 1				
0- 0	0- 0	0- 0	NEUTRAL	0- 0	0- 0	0- 0				
3- 5	0- 0	0- 1	NON-CONFERENCE	0- 0	0- 3	3- 1				
2- 4	0- 0	0- 1	HOME	0- 0	0- 3	2- 0				
1- 1	0- 0	0- 0	AWAY	0- 0	0- 0	1- 1				
0- 0	0- 0	0- 0	NEUTRAL	0- 0	0- 0	0- 0				
0- 0	0- 0	0- 0	CONFERENCE	0- 0	0- 0	0- 0				
0- 0	0- 0	0- 0	HOME	0- 0	0- 0	0- 0				
0- 0	0- 0	0- 0	AWAY	0- 0	0- 0	0- 0				
0- 0	0- 0	0- 0	NEUTRAL	0- 0	0- 0	0- 0				

RPI 1-25			RPI 26-50			RPI 51-100			RPI 101+			Team's RPI: 259
RPI	S	Opponent	Score	RPI	S	Opponent	Score	RPI	S	Opponent	Score	
				35	H	Rutgers	56 77					
								115	H	Auburn	62 82	
								118	H	Alabama	62 74	
								149	H	Miami (OH)	73 76	
								181	A	Tulane	62 53	
								213	H	A&M-Corpus Christi	83 82	
								222	A	UAB	61 77	
								332	H	Tennessee St.	70 48	
LAST 10 Division I												
181	A	Tulane	62 53	149	H	Miami (OH)	73 76					
115	H	Auburn	62 82	213	H	A&M-Corpus Christi	83 82					
332	H	Tennessee St.	70 48	222	A	UAB	61 77					
118	H	Alabama	62 74	35	H	Rutgers	56 77					

Non-Div I Games: Mobile 103 59

South Alabama

Loss, Non-Conf, S Site, H Home A Away N Neutral

South Carolina

Through Games Of Dec. 12, 2019

Average RPI Win:	165	WON-LOST	WINNING	LAST 10	STRENGTH OF	OPP. STRENGTH	TEAM	ADJ.	CONF.	ADJ CONF.
Average RPI Loss:	13	RECORD	PCT. RANK	GAMES	SCHEDULE	OF SCHEDULE	RPI	RPI	RPI	RPI
DIV. I ONLY	9- 1	15	9-1	71	98	18	18	7	7	
DIV. I NON-CONF.	9- 1	15	9-1	69	97	18	18	7	7	
TOTALS	RPI 1-25	RPI 26-50	W-L RECORDS	RPI 51-100	RPI 101-150	RPI 150+				
9- 1	0- 1	2- 0	OVERALL	2- 0	0- 0	5- 0				
3- 0	0- 0	0- 0	HOME	0- 0	0- 0	3- 0				
4- 0	0- 0	1- 0	AWAY	1- 0	0- 0	2- 0				
2- 1	0- 1	1- 0	NEUTRAL	1- 0	0- 0	0- 0				
9- 1	0- 1	2- 0	NON-CONFERENCE	2- 0	0- 0	5- 0				
3- 0	0- 0	0- 0	HOME	0- 0	0- 0	3- 0				
4- 0	0- 0	1- 0	AWAY	1- 0	0- 0	2- 0				
2- 1	0- 1	1- 0	NEUTRAL	1- 0	0- 0	0- 0				
0- 0	0- 0	0- 0	CONFERENCE	0- 0	0- 0	0- 0				
0- 0	0- 0	0- 0	HOME	0- 0	0- 0	0- 0				
0- 0	0- 0	0- 0	AWAY	0- 0	0- 0	0- 0				
0- 0	0- 0	0- 0	NEUTRAL	0- 0	0- 0	0- 0				

RPI S	Opponent	Score	RPI S	Opponent	Score	RPI S	Opponent	Score	RPI S	Opponent	Score
13 N	Indiana	57 71	29 N	Baylor	74 59	67 A	Temple	78 71	155 A	Dayton	75 49
			41 A	Maryland	63 54	85 N	Washington St.	68 53	187 A	Clemson	84 48
									303 H	Alabama St.	103 43
									306 H	Appalachian St.	92 50
									316 H	USC Upstate	112 32
LAST 10 Division I											
29 N	Baylor	74 59	67 A	Temple	78 71						
85 N	Washington St.	68 53	306 H	Appalachian St.	92 50						
13 N	Indiana	57 71	155 A	Dayton	75 49						
187 A	Clemson	84 48	41 A	Maryland	63 54						
316 H	USC Upstate	112 32	303 H	Alabama St.	103 43						

Non-Div I Games:

South Carolina

Loss, Non-Conf, S Site, H Home A Away N Neutral

<div> <div> <div>Average RPI Win: 312</div> <div>Average RPI Loss: 254</div> </div> <div> <div>WON-LOST</div> <div>RECORD</div> </div> <div> <div>WINNING</div> <div>PCT. RANK</div> </div> <div> <div>LAST 10</div> <div>GAMES</div> </div> </div>				STRENGTH OF SCHEDULE	OPP. STRENGTH OF SCHEDULE	TEAM RPI	ADJ. RPI	CONF. RPI	ADJ CONF. RPI
DIV. I ONLY				339	314	346	346	31	31
DIV. I NON-CONF.				339	315	346	346	31	31
TOTALS	RPI 1-25	RPI 26-50	W-L RECORDS	RPI 51-100	RPI 101-150	RPI 150+			
1- 8	0- 0	0- 0	OVERALL	0- 0	0- 1	1- 7			
0- 5	0- 0	0- 0	HOME	0- 0	0- 1	0- 4			
1- 3	0- 0	0- 0	AWAY	0- 0	0- 0	1- 3			
0- 0	0- 0	0- 0	NEUTRAL	0- 0	0- 0	0- 0			
1- 8	0- 0	0- 0	NON-CONFERENCE	0- 0	0- 1	1- 7			
0- 5	0- 0	0- 0	HOME	0- 0	0- 1	0- 4			
1- 3	0- 0	0- 0	AWAY	0- 0	0- 0	1- 3			
0- 0	0- 0	0- 0	NEUTRAL	0- 0	0- 0	0- 0			
0- 0	0- 0	0- 0	CONFERENCE	0- 0	0- 0	0- 0			
0- 0	0- 0	0- 0	HOME	0- 0	0- 0	0- 0			
0- 0	0- 0	0- 0	AWAY	0- 0	0- 0	0- 0			
0- 0	0- 0	0- 0	NEUTRAL	0- 0	0- 0	0- 0			

RPI 1-25				RPI 26-50				RPI 51-100				RPI 101+				Team's RPI: 346	
RPI	S	Opponent	Score	RPI	S	Opponent	Score	RPI	S	Opponent	Score	RPI	S	Opponent	Score		
												117	H	North Dakota	53	95	
												245	A	UNLV	57	66	
												246	H	Radford	45	60	
												268	H	Presbyterian	49	70	
												275	A	UNCW	46	84	
												285	A	UNC Asheville	51	82	
												290	H	Mercer	55	66	
												302	H	Col. of Charleston	55	76	
												312	A	Charleston So.	81	75	
LAST 10 Division I																	
				290	H	Mercer	55	66	285	A	UNC Asheville	51	82				
				117	H	North Dakota	53	95	246	H	Radford	45	60				
				245	A	UNLV	57	66	312	A	Charleston So.	81	75				
				302	H	Col. of Charleston	55	76	268	H	Presbyterian	49	70				
				275	A	UNCW	46	84									

Non-Div I Games:

South Carolina St.

Loss, Non-Conf, S Site, H Home A Away N Neutral

Average RPI Win:	125	WON-LOST	WINNING	LAST 10	STRENGTH OF	OPP. STRENGTH	TEAM	ADJ.	CONF.	ADJ CONF.
Average RPI Loss:	2	RECORD	PCT. RANK	GAMES	SCHEDULE	OF SCHEDULE	RPI	RPI	RPI	RPI
DIV. I ONLY	9- 1	15	9-1	79	6	15	15	17	17	
DIV. I NON-CONF.	9- 1	15	9-1	78	6	15	15	17	17	
TOTALS	RPI 1-25	RPI 26-50	W-L RECORDS	RPI 51-100	RPI 101-150	RPI 150+				
9- 1	3- 1	0- 0	OVERALL	1- 0	0- 0	5- 0				
4- 1	2- 1	0- 0	HOME	0- 0	0- 0	2- 0				
3- 0	0- 0	0- 0	AWAY	1- 0	0- 0	2- 0				
2- 0	1- 0	0- 0	NEUTRAL	0- 0	0- 0	1- 0				
9- 1	3- 1	0- 0	NON-CONFERENCE	1- 0	0- 0	5- 0				
4- 1	2- 1	0- 0	HOME	0- 0	0- 0	2- 0				
3- 0	0- 0	0- 0	AWAY	1- 0	0- 0	2- 0				
2- 0	1- 0	0- 0	NEUTRAL	0- 0	0- 0	1- 0				
0- 0	0- 0	0- 0	CONFERENCE	0- 0	0- 0	0- 0				
0- 0	0- 0	0- 0	HOME	0- 0	0- 0	0- 0				
0- 0	0- 0	0- 0	AWAY	0- 0	0- 0	0- 0				
0- 0	0- 0	0- 0	NEUTRAL	0- 0	0- 0	0- 0				

RPI 1-25				Team's RPI: 15		RPI 26-50				RPI 51-100				RPI 101+			
RPI	S	Opponent	Score	RPI	S	Opponent	Score	RPI	S	Opponent	Score	RPI	S	Opponent	Score		
2	H	Missouri St.	66 74					59	A	Green Bay	66 60	161	N	Northern Ill.	91 48		
8	H	Creighton	72 65									169	H	Missouri	72 56		
12	N	Ohio St.	68 53									185	A	Northeastern	80 76		
21	H	Drake	102 94									201	A	Utah	84 81		
												309	H	Coppin St.	82 44		
LAST 10 Division I																	
				161	N	Northern Ill.	91 48					309	H	Coppin St.	82 44		
				12	N	Ohio St.	68 53					8	H	Creighton	72 65		
				2	H	Missouri St.	66 74					21	H	Drake	102 94		
				169	H	Missouri	72 56					59	A	Green Bay	66 60		
				201	A	Utah	84 81					185	A	Northeastern	80 76		

Non-Div I Games: Mt. Marty 110 39

South Dakota

Average RPI Win:	176	WON-LOST	WINNING	LAST 10	STRENGTH OF	OPP. STRENGTH	TEAM	ADJ.	CONF.	ADJ CONF.
Average RPI Loss:	16	RECORD	PCT. RANK	GAMES	SCHEDULE	OF SCHEDULE	RPI	RPI	RPI	RPI
DIV. I ONLY	6- 4	120	6-4	93	16	64	64	17	17	
DIV. I NON-CONF.	6- 4	120	6-4	93	16	65	65	17	17	
TOTALS	RPI 1-25	RPI 26-50	W-L RECORDS	RPI 51-100	RPI 101-150	RPI 150+				
6- 4	0- 4	0- 0	OVERALL	1- 0	3- 0	2- 0				
4- 0	0- 0	0- 0	HOME	0- 0	2- 0	2- 0				
0- 3	0- 3	0- 0	AWAY	0- 0	0- 0	0- 0				
2- 1	0- 1	0- 0	NEUTRAL	1- 0	1- 0	0- 0				
6- 4	0- 4	0- 0	NON-CONFERENCE	1- 0	3- 0	2- 0				
4- 0	0- 0	0- 0	HOME	0- 0	2- 0	2- 0				
0- 3	0- 3	0- 0	AWAY	0- 0	0- 0	0- 0				
2- 1	0- 1	0- 0	NEUTRAL	1- 0	1- 0	0- 0				
0- 0	0- 0	0- 0	CONFERENCE	0- 0	0- 0	0- 0				
0- 0	0- 0	0- 0	HOME	0- 0	0- 0	0- 0				
0- 0	0- 0	0- 0	AWAY	0- 0	0- 0	0- 0				
0- 0	0- 0	0- 0	NEUTRAL	0- 0	0- 0	0- 0				

RPI 1-25				RPI 26-50				RPI 51-100				RPI 101+			
RPI	S	Opponent	Score	RPI	S	Opponent	Score	RPI	S	Opponent	Score	RPI	S	Opponent	Score
8	A	Creighton	48 61					73	N	Notre Dame	65 59	116	H	Montana St.	60 50
14	A	Oregon	56 95									122	H	Wyoming	67 40
19	N	FGCU	70 71									145	N	South Fla.	61 50
21	A	Drake	67 74									293	H	Chattanooga	71 56
												309	H	Coppin St.	94 41
LAST 10 Division I															
				309	H	Coppin St.	94 41					293	H	Chattanooga	71 56
				19	N	FGCU	70 71			14	A	Oregon	56 95		
				73	N	Notre Dame	65 59			116	H	Montana St.	60 50		
				145	N	South Fla.	61 50			8	A	Creighton	48 61		
				122	H	Wyoming	67 40			21	A	Drake	67 74		

Non-Div I Games: Dakota Wesleyan 77 46

South Dakota St.

Average RPI Win:	221	WON-LOST	WINNING	LAST 10	STRENGTH OF	OPP. STRENGTH	TEAM	ADJ.	CONF.	ADJ CONF.
Average RPI Loss:	46	RECORD	PCT. RANK	GAMES	SCHEDULE	OF SCHEDULE	RPI	RPI	RPI	RPI
DIV. I ONLY	6- 4	120	6-4	160	60	145	145	9	9	
DIV. I NON-CONF.	6- 4	120	6-4	159	60	144	144	9	9	
TOTALS	RPI 1-25	RPI 26-50	W-L RECORDS	RPI 51-100	RPI 101-150	RPI 150+				
6- 4	0- 1	0- 1	OVERALL	0- 2	1- 0	5- 0				
6- 0	0- 0	0- 0	HOME	0- 0	1- 0	5- 0				
0- 1	0- 0	0- 1	AWAY	0- 0	0- 0	0- 0				
0- 3	0- 1	0- 0	NEUTRAL	0- 2	0- 0	0- 0				
6- 4	0- 1	0- 1	NON-CONFERENCE	0- 2	1- 0	5- 0				
6- 0	0- 0	0- 0	HOME	0- 0	1- 0	5- 0				
0- 1	0- 0	0- 1	AWAY	0- 0	0- 0	0- 0				
0- 3	0- 1	0- 0	NEUTRAL	0- 2	0- 0	0- 0				
0- 0	0- 0	0- 0	CONFERENCE	0- 0	0- 0	0- 0				
0- 0	0- 0	0- 0	HOME	0- 0	0- 0	0- 0				
0- 0	0- 0	0- 0	AWAY	0- 0	0- 0	0- 0				
0- 0	0- 0	0- 0	NEUTRAL	0- 0	0- 0	0- 0				

RPI S	Opponent	Score	RPI S	Opponent	Score	RPI S	Opponent	Score	RPI S	Opponent	Score	Team's RPI: 145
19 N	FGCU	77 81	29 A	Baylor	46 58	64 N	South Dakota St.	50 61	129 H	Texas	64 57	
						73 N	Notre Dame	51 67	188 H	Saint Francis (PA)	62 23	
									217 H	Jacksonville	70 39	
									243 H	Howard	82 53	
									248 H	VCU	77 55	
									303 H	Alabama St.	80 29	
LAST 10 Division I												
19 N	FGCU	77 81	303 H	Alabama St.	80 29							
64 N	South Dakota St.	50 61	73 N	Notre Dame	51 67							
188 H	Saint Francis (PA)	62 23	243 H	Howard	82 53							
29 A	Baylor	46 58	129 H	Texas	64 57							
248 H	VCU	77 55	217 H	Jacksonville	70 39							

Non-Div I Games:

South Fla.

■ Loss,
 ■ Non-Conf,
 ■ S Site,
 ■ Home
 ■ A Away
 N Neutral

Average RPI Win: 260		WON-LOST	WINNING	LAST 10	STRENGTH OF	OPP. STRENGTH	TEAM	ADJ.	CONF.	ADJ CONF.
Average RPI Loss: 116		RECORD	PCT. RANK	GAMES	SCHEDULE	OF SCHEDULE	RPI	RPI	RPI	RPI
DIV. I ONLY		4- 2	85	4-2	318	150	166	166	22	22
DIV. I NON-CONF.		4- 2	83	4-2	318	148	163	163	22	22
TOTALS		RPI 1-25	RPI 26-50	W-L RECORDS	RPI 51-100	RPI 101-150	RPI 150+			
4- 2	0- 0		0- 1	OVERALL	0- 0	1- 0	3- 1			
2- 0	0- 0		0- 0	HOME	0- 0	1- 0	1- 0			
2- 2	0- 0		0- 1	AWAY	0- 0	0- 0	2- 1			
0- 0	0- 0		0- 0	NEUTRAL	0- 0	0- 0	0- 0			
4- 2	0- 0		0- 1	NON-CONFERENCE	0- 0	1- 0	3- 1			
2- 0	0- 0		0- 0	HOME	0- 0	1- 0	1- 0			
2- 2	0- 0		0- 1	AWAY	0- 0	0- 0	2- 1			
0- 0	0- 0		0- 0	NEUTRAL	0- 0	0- 0	0- 0			
0- 0	0- 0		0- 0	CONFERENCE	0- 0	0- 0	0- 0			
0- 0	0- 0		0- 0	HOME	0- 0	0- 0	0- 0			
0- 0	0- 0		0- 0	AWAY	0- 0	0- 0	0- 0			
0- 0	0- 0		0- 0	NEUTRAL	0- 0	0- 0	0- 0			

RPI 1-25				RPI 26-50				RPI 51-100				RPI 101+				Team's RPI: 166	
RPI	S	Opponent	Score	RPI	S	Opponent	Score	RPI	S	Opponent	Score	RPI	S	Opponent	Score		
				34	A	Saint Louis	61 76					120	H	Southern Ill.	79 65		
												197	A	Eastern Mich.	64 69		
												261	A	Arkansas St.	79 67		
												321	H	Evansville	83 60		
												337	A	Purdue Fort Wayne	58 48		
EAST 10 Division I																	
				337	A	Purdue Fort Wayne	58 48	120	H	Southern Ill.	79 65						
				197	A	Eastern Mich.	64 69	34	A	Saint Louis	61 76						
				261	A	Arkansas St.	79 67										
				321	H	Evansville	83 60										

Non-Div I Games:	Mo.-St. Louis	70	56
------------------	---------------	----	----

Southeast Mo. St.

Loss, Non-Conf, S Site, H Home A Away N Neutral

Average RPI Win: 307		WON-LOST	WINNING	LAST 10	STRENGTH OF	OPP. STRENGTH	TEAM	ADJ.	CONF.	ADJ CONF.
Average RPI Loss: 138		RECORD	PCT. RANK	GAMES	SCHEDULE	OF SCHEDULE	RPI	RPI	RPI	RPI
DIV. I ONLY		2- 4	228	2-4	213	312	234	234	25	25
DIV. I NON-CONF.		2- 4	229	2-4	212	312	234	234	25	25
TOTALS	RPI 1-25	RPI 26-50		W-L RECORDS		RPI 51-100	RPI 101-150	RPI 150+		
2- 4	0- 0	0- 1		OVERALL		0- 0	0- 1	2- 2		
1- 0	0- 0	0- 0		HOME		0- 0	0- 0	1- 0		
1- 4	0- 0	0- 1		AWAY		0- 0	0- 1	1- 2		
0- 0	0- 0	0- 0		NEUTRAL		0- 0	0- 0	0- 0		
2- 4	0- 0	0- 1		NON-CONFERENCE		0- 0	0- 1	2- 2		
1- 0	0- 0	0- 0		HOME		0- 0	0- 0	1- 0		
1- 4	0- 0	0- 1		AWAY		0- 0	0- 1	1- 2		
0- 0	0- 0	0- 0		NEUTRAL		0- 0	0- 0	0- 0		
0- 0	0- 0	0- 0		CONFERENCE		0- 0	0- 0	0- 0		
0- 0	0- 0	0- 0		HOME		0- 0	0- 0	0- 0		
0- 0	0- 0	0- 0		AWAY		0- 0	0- 0	0- 0		
0- 0	0- 0	0- 0		NEUTRAL		0- 0	0- 0	0- 0		

RPI 1-25				RPI 26-50				RPI 51-100				RPI 101+				Team's RPI: 234	
RPI	S	Opponent	Score	RPI	S	Opponent	Score	RPI	S	Opponent	Score	RPI	S	Opponent	Score		
				45	A	LSU	52 62					114	A	Houston	65 78		
												184	A	Southern Miss.	54 62		
												208	A	Louisiana	50 60		
												266	H	Jackson St.	63 59		
												348	A	La.-Monroe	65 52		
LAST 10 Division I																	
				266	H	Jackson St.	63 59	348	A	La.-Monroe	65 52						
								45	A	LSU	52 62						
								208	A	Louisiana	50 60						
								184	A	Southern Miss.	54 62						
								114	A	Houston	65 78						

Non-Div I Games:	LSU-Alexandria	89	67
------------------	----------------	----	----

Southeastern La.

■ Loss, ■ Non-Conf, S Site, H Home A Away N Neutral

Average RPI Win:	159	WON-LOST	WINNING	LAST 10	STRENGTH OF	OPP. STRENGTH	TEAM	ADJ.	CONF.	ADJ CONF.
Average RPI Loss:	123	RECORD	PCT. RANK	GAMES	SCHEDULE	OF SCHEDULE	RPI	RPI	RPI	RPI
DIV. I ONLY	4- 3	131	4-3	76	85	76	76	1	1	
DIV. I NON-CONF.	4- 3	131	4-3	74	84	76	76	1	1	
TOTALS	RPI 1-25	RPI 26-50	W-L RECORDS	RPI 51-100	RPI 101-150	RPI 150+				
4- 3	1- 1	0- 0	OVERALL	0- 1	1- 0	2- 1				
1- 1	1- 1	0- 0	HOME	0- 0	0- 0	0- 0				
2- 1	0- 0	0- 0	AWAY	0- 0	0- 0	2- 1				
1- 1	0- 0	0- 0	NEUTRAL	0- 1	1- 0	0- 0				
4- 3	1- 1	0- 0	NON-CONFERENCE	0- 1	1- 0	2- 1				
1- 1	1- 1	0- 0	HOME	0- 0	0- 0	0- 0				
2- 1	0- 0	0- 0	AWAY	0- 0	0- 0	2- 1				
1- 1	0- 0	0- 0	NEUTRAL	0- 1	1- 0	0- 0				
0- 0	0- 0	0- 0	CONFERENCE	0- 0	0- 0	0- 0				
0- 0	0- 0	0- 0	HOME	0- 0	0- 0	0- 0				
0- 0	0- 0	0- 0	AWAY	0- 0	0- 0	0- 0				
0- 0	0- 0	0- 0	NEUTRAL	0- 0	0- 0	0- 0				

RPI 1-25				RPI 26-50				RPI 51-100 Team's RPI: 76				RPI 101+			
RPI	S	Opponent	Score	RPI	S	Opponent	Score	RPI	S	Opponent	Score	RPI	S	Opponent	Score
20	H	Texas A&M	64 74					80	N	Nebraska	54 67	118	N	Alabama	60 57
24	H	Virginia	59 49									231	A	CSUN	69 53
												262	A	UC Riverside	76 59
												270	A	UC Santa Barbara	46 57
LAST 10 Division I															
				118	N	Alabama	60 57	24	H	Virginia	59 49				
				80	N	Nebraska	54 67	231	A	CSUN	69 53				
				20	H	Texas A&M	64 74								
				270	A	UC Santa Barbara	46 57								
				262	A	UC Riverside	76 59								

Non-Div I Games:

Southern California

■ Loss,
 ■ Non-Conf,
 ■ S Site,
 ■ H Home
 ■ A Away
 N Neutral

Average RPI Win:	180	WON-LOST	WINNING	LAST 10	STRENGTH OF	OPP. STRENGTH	TEAM	ADJ.	CONF.	ADJ CONF.
Average RPI Loss:	128	RECORD	PCT. RANK	GAMES	SCHEDULE	OF SCHEDULE	RPI	RPI	RPI	RPI
DIV. I ONLY	5- 3	106	5-3	197	121	120	120	4	4	
DIV. I NON-CONF.	5- 3	105	5-3	197	122	120	120	4	4	
TOTALS	RPI 1-25	RPI 26-50	W-L RECORDS	RPI 51-100	RPI 101-150	RPI 150+				
5- 3	0- 0	1- 0	OVERALL	0- 1	1- 1	3- 1				
3- 1	0- 0	1- 0	HOME	0- 0	1- 1	1- 0				
2- 2	0- 0	0- 0	AWAY	0- 1	0- 0	2- 1				
0- 0	0- 0	0- 0	NEUTRAL	0- 0	0- 0	0- 0				
5- 3	0- 0	1- 0	NON-CONFERENCE	0- 1	1- 1	3- 1				
3- 1	0- 0	1- 0	HOME	0- 0	1- 1	1- 0				
2- 2	0- 0	0- 0	AWAY	0- 1	0- 0	2- 1				
0- 0	0- 0	0- 0	NEUTRAL	0- 0	0- 0	0- 0				
0- 0	0- 0	0- 0	CONFERENCE	0- 0	0- 0	0- 0				
0- 0	0- 0	0- 0	HOME	0- 0	0- 0	0- 0				
0- 0	0- 0	0- 0	AWAY	0- 0	0- 0	0- 0				
0- 0	0- 0	0- 0	NEUTRAL	0- 0	0- 0	0- 0				

RPI 1-25			RPI 26-50			RPI 51-100			RPI 101+			Team's RPI: 120
RPI	S	Opponent	Score	RPI	S	Opponent	Score	RPI	S	Opponent	Score	
				34	H	Saint Louis	61 53	74	A	IUPUI	78 81	
								143	H	UT Martin	70 59	
								144	H	Memphis	66 70	
								166	A	Southeast Mo. St.	65 79	
								197	A	Eastern Mich.	85 54	
								257	H	Tennessee Tech	76 65	
								269	A	SIUE	103 67	
LAST 10 Division I												
197	A	Eastern Mich.	85 54	166	A	Southeast Mo. St.	65 79					
144	H	Memphis	66 70	143	H	UT Martin	70 59					
257	H	Tennessee Tech	76 65	34	H	Saint Louis	61 53					
74	A	IUPUI	78 81									
269	A	SIUE	103 67									

Non-Div I Games:

Southern Ill.

Average RPI Win:	285	WON-LOST	WINNING	LAST 10	STRENGTH OF	OPP. STRENGTH	TEAM	ADJ.	CONF.	ADJ CONF.
Average RPI Loss:	96	RECORD	PCT. RANK	GAMES	SCHEDULE	OF SCHEDULE	RPI	RPI	RPI	RPI
DIV. I ONLY	5- 2	72	5-2	297	211	184	184	13	13	
DIV. I NON-CONF.	5- 2	73	5-2	297	211	183	183	13	13	
TOTALS	RPI 1-25	RPI 26-50	W-L RECORDS	RPI 51-100	RPI 101-150	RPI 150+				
5- 2	0- 1	0- 0	OVERALL	0- 0	0- 0	5- 1				
4- 1	0- 0	0- 0	HOME	0- 0	0- 0	4- 1				
1- 1	0- 1	0- 0	AWAY	0- 0	0- 0	1- 0				
0- 0	0- 0	0- 0	NEUTRAL	0- 0	0- 0	0- 0				
5- 2	0- 1	0- 0	NON-CONFERENCE	0- 0	0- 0	5- 1				
4- 1	0- 0	0- 0	HOME	0- 0	0- 0	4- 1				
1- 1	0- 1	0- 0	AWAY	0- 0	0- 0	1- 0				
0- 0	0- 0	0- 0	NEUTRAL	0- 0	0- 0	0- 0				
0- 0	0- 0	0- 0	CONFERENCE	0- 0	0- 0	0- 0				
0- 0	0- 0	0- 0	HOME	0- 0	0- 0	0- 0				
0- 0	0- 0	0- 0	AWAY	0- 0	0- 0	0- 0				
0- 0	0- 0	0- 0	NEUTRAL	0- 0	0- 0	0- 0				

RPI 1-25				RPI 26-50				RPI 51-100				RPI 101+ Team's RPI: 184			
RPI	S	Opponent	Score	RPI	S	Opponent	Score	RPI	S	Opponent	Score	RPI	S	Opponent	Score
11	A	Mississippi St.	58 91									181	H	Tulane	58 62
												234	H	Southeastern La.	62 54
												248	H	VCU	51 39
												260	H	Ole Miss	59 53
												334	H	Mississippi Val.	84 80
												348	A	La.-Monroe	57 42
LAST 10 Division I															
234	H	Southeastern La.	62 54	181	H	Tulane	58 62								
11	A	Mississippi St.	58 91	248	H	VCU	51 39								
				334	H	Mississippi Val.	84 80								
				260	H	Ole Miss	59 53								
				348	A	La.-Monroe	57 42								

Non-Div I Games: William Carey 77 47

Southern Miss.

Average RPI Win:	0	WON-LOST	WINNING	LAST 10	STRENGTH OF	OPP. STRENGTH	TEAM	ADJ.	CONF.	ADJ CONF.
Average RPI Loss:	101	RECORD	PCT. RANK	GAMES	SCHEDULE	OF SCHEDULE	RPI	RPI	RPI	RPI
DIV. I ONLY	0- 5	334	0-5	5	277	215	215	28	28	
DIV. I NON-CONF.	0- 5	334	0-5	5	278	215	215	28	28	
TOTALS	RPI 1-25	RPI 26-50	W-L RECORDS	RPI 51-100	RPI 101-150	RPI 150+				
0- 5	0- 0	0- 1	OVERALL	0- 1	0- 3	0- 0				
0- 0	0- 0	0- 0	HOME	0- 0	0- 0	0- 0				
0- 5	0- 0	0- 1	AWAY	0- 1	0- 3	0- 0				
0- 0	0- 0	0- 0	NEUTRAL	0- 0	0- 0	0- 0				
0- 5	0- 0	0- 1	NON-CONFERENCE	0- 1	0- 3	0- 0				
0- 0	0- 0	0- 0	HOME	0- 0	0- 0	0- 0				
0- 5	0- 0	0- 1	AWAY	0- 1	0- 3	0- 0				
0- 0	0- 0	0- 0	NEUTRAL	0- 0	0- 0	0- 0				
0- 0	0- 0	0- 0	CONFERENCE	0- 0	0- 0	0- 0				
0- 0	0- 0	0- 0	HOME	0- 0	0- 0	0- 0				
0- 0	0- 0	0- 0	AWAY	0- 0	0- 0	0- 0				
0- 0	0- 0	0- 0	NEUTRAL	0- 0	0- 0	0- 0				

RPI 1-25			RPI 26-50			RPI 51-100			RPI 101+			Team's RPI: 215
RPI	S	Opponent	Score	RPI	S	Opponent	Score	RPI	S	Opponent	Score	
				35	A	Rutgers	58 78	80	A	Nebraska	39 73	
								127	A	Iowa St.	36 69	
								129	A	Texas	39 93	
								132	A	Wichita St.	63 69	
LAST 10 Division I												
				35	A	Rutgers	58 78	132	A	Wichita St.	63 69	
				129	A	Texas	39 93	127	A	Iowa St.	36 69	
				80	A	Nebraska	39 73					

Non-Div I Games: Tougaloo 100 39 Wiley 78 55

Southern U.

Southern Utah

Through Games Of Dec. 12, 2019

Average RPI Win:	249	WON-LOST	WINNING	LAST 10	STRENGTH OF	OPP. STRENGTH	TEAM	ADJ.	CONF.	ADJ CONF.
Average RPI Loss:	144	RECORD	PCT. RANK	GAMES	SCHEDULE	OF SCHEDULE	RPI	RPI	RPI	RPI
DIV. I ONLY	5- 2	72	5-2	304	75	137	137	18	18	
DIV. I NON-CONF.	5- 2	73	5-2	304	75	136	136	18	18	
TOTALS	RPI 1-25	RPI 26-50	W-L RECORDS	RPI 51-100	RPI 101-150	RPI 150+				
5- 2	0- 1	0- 0	OVERALL	0- 0	0- 0	5- 1				
4- 0	0- 0	0- 0	HOME	0- 0	0- 0	4- 0				
1- 2	0- 1	0- 0	AWAY	0- 0	0- 0	1- 1				
0- 0	0- 0	0- 0	NEUTRAL	0- 0	0- 0	0- 0				
5- 2	0- 1	0- 0	NON-CONFERENCE	0- 0	0- 0	5- 1				
4- 0	0- 0	0- 0	HOME	0- 0	0- 0	4- 0				
1- 2	0- 1	0- 0	AWAY	0- 0	0- 0	1- 1				
0- 0	0- 0	0- 0	NEUTRAL	0- 0	0- 0	0- 0				
0- 0	0- 0	0- 0	CONFERENCE	0- 0	0- 0	0- 0				
0- 0	0- 0	0- 0	HOME	0- 0	0- 0	0- 0				
0- 0	0- 0	0- 0	AWAY	0- 0	0- 0	0- 0				
0- 0	0- 0	0- 0	NEUTRAL	0- 0	0- 0	0- 0				

RPI 1-25				RPI 26-50				RPI 51-100				RPI 101+ Team's RPI: 137			
RPI	S	Opponent	Score	RPI	S	Opponent	Score	RPI	S	Opponent	Score	RPI	S	Opponent	Score
1	A	Oregon St.	45 95									191	H	UC Irvine	82 68
												229	H	Oral Roberts	72 58
												239	H	Cal St. Fullerton	79 63
												245	H	UNLV	72 68
												287	A	Grand Canyon	65 69
												341	A	Utah Valley	71 58
LAST 10 Division I															
245	H	UNLV	72 68	191	H	UC Irvine	82 68								
287	A	Grand Canyon	65 69	229	H	Oral Roberts	72 58								
341	A	Utah Valley	71 58	1	A	Oregon St.	45 95								
239	H	Cal St. Fullerton	79 63												

Non-Div I Games:

Southern Utah

■ Loss,
 ■ Non-Conf,
 ■ S Site,
 ■ H Home
 ■ A Away
 N Neutral

St. Bonaventure

Through Games Of Dec. 12, 2019

Average RPI Win:	240	WON-LOST	WINNING	LAST 10	STRENGTH OF	OPP. STRENGTH	TEAM	ADJ.	CONF.	ADJ CONF.
Average RPI Loss:	139	RECORD	PCT. RANK	GAMES	SCHEDULE	OF SCHEDULE	RPI	RPI	RPI	RPI
DIV. I ONLY	1- 8	323	1-8	95	279	291	291	10	10	
DIV. I NON-CONF.	1- 8	323	1-8	95	280	290	290	10	10	
TOTALS	RPI 1-25	RPI 26-50	W-L RECORDS	RPI 51-100	RPI 101-150	RPI 150+				
1- 8	0- 0	0- 0	OVERALL	0- 4	0- 2	1- 2				
1- 4	0- 0	0- 0	HOME	0- 2	0- 1	1- 1				
0- 4	0- 0	0- 0	AWAY	0- 2	0- 1	0- 1				
0- 0	0- 0	0- 0	NEUTRAL	0- 0	0- 0	0- 0				
1- 8	0- 0	0- 0	NON-CONFERENCE	0- 4	0- 2	1- 2				
1- 4	0- 0	0- 0	HOME	0- 2	0- 1	1- 1				
0- 4	0- 0	0- 0	AWAY	0- 2	0- 1	0- 1				
0- 0	0- 0	0- 0	NEUTRAL	0- 0	0- 0	0- 0				
0- 0	0- 0	0- 0	CONFERENCE	0- 0	0- 0	0- 0				
0- 0	0- 0	0- 0	HOME	0- 0	0- 0	0- 0				
0- 0	0- 0	0- 0	AWAY	0- 0	0- 0	0- 0				
0- 0	0- 0	0- 0	NEUTRAL	0- 0	0- 0	0- 0				

RPI 1-25				RPI 26-50				RPI 51-100				RPI 101+				Team's RPI: 291	
RPI	S	Opponent	Score	RPI	S	Opponent	Score	RPI	S	Opponent	Score	RPI	S	Opponent	Score		
								69	A	Kent St.	58	81	128	A	Bucknell	60	68
								84	H	St. John's (NY)	56	68	150	H	Cleveland St.	62	65
								89	H	Buffalo	36	46	174	H	Akron	54	63
								90	A	Binghamton	67	78	240	H	Niagara	71	67
													330	A	Canisius	82	84
LAST 10 Division I																	
				89	H	Buffalo	36	46	69	A	Kent St.	58	81				
				174	H	Akron	54	63	90	A	Binghamton	67	78				
				240	H	Niagara	71	67	150	H	Cleveland St.	62	65				
				84	H	St. John's (NY)	56	68	330	A	Canisius	82	84				
									128	A	Bucknell	60	68				

Non-Div I Games:

St. Bonaventure

Loss, Non-Conf, S Site, H Home A Away N Neutral

Average RPI Win:	269	WON-LOST	WINNING	LAST 10	STRENGTH OF	OPP. STRENGTH	TEAM	ADJ.	CONF.	ADJ CONF.
Average RPI Loss:	113	RECORD	PCT. RANK	GAMES	SCHEDULE	OF SCHEDULE	RPI	RPI	RPI	RPI
DIV. I ONLY	2- 5	253	2-5	142	196	247	247	29	29	
DIV. I NON-CONF.	2- 5	253	2-5	142	195	248	248	29	29	
TOTALS	RPI 1-25	RPI 26-50	W-L RECORDS	RPI 51-100	RPI 101-150	RPI 150+				
2- 5	0- 1	0- 1	OVERALL	0- 1	0- 1	2- 1				
2- 1	0- 0	0- 0	HOME	0- 0	0- 1	2- 0				
0- 4	0- 1	0- 1	AWAY	0- 1	0- 0	0- 1				
0- 0	0- 0	0- 0	NEUTRAL	0- 0	0- 0	0- 0				
2- 5	0- 1	0- 1	NON-CONFERENCE	0- 1	0- 1	2- 1				
2- 1	0- 0	0- 0	HOME	0- 0	0- 1	2- 0				
0- 4	0- 1	0- 1	AWAY	0- 1	0- 0	0- 1				
0- 0	0- 0	0- 0	NEUTRAL	0- 0	0- 0	0- 0				
0- 0	0- 0	0- 0	CONFERENCE	0- 0	0- 0	0- 0				
0- 0	0- 0	0- 0	HOME	0- 0	0- 0	0- 0				
0- 0	0- 0	0- 0	AWAY	0- 0	0- 0	0- 0				
0- 0	0- 0	0- 0	NEUTRAL	0- 0	0- 0	0- 0				

RPI 1-25				RPI 26-50				RPI 51-100				RPI 101+ Team's RPI: 247			
RPI	S	Opponent	Score	RPI	S	Opponent	Score	RPI	S	Opponent	Score	RPI	S	Opponent	Score
9	A	Princeton	44 76	48	A	Marquette	71 92	88	A	Boston College	69 106	123	H	Stony Brook	73 86
												249	H	Army West Point	70 64
												289	H	Loyola Maryland	89 78
												297	A	NJIT	69 88
LAST 10 Division I															
9	A	Princeton	44 76	289	H	Loyola Maryland	89 78	88	A	Boston College	69 106	123	H	Stony Brook	73 86
297	A	NJIT	69 88	249	H	Army West Point	70 64	48	A	Marquette	71 92				

Non-Div I Games: East Stroudsburg 84 62

St. Francis Brooklyn

■ Loss,
 ■ Non-Conf,
 ■ S Site,
 ■ Home
 ■ A Away
 N Neutral

Average RPI Win:	200	WON-LOST	WINNING	LAST 10	STRENGTH OF	OPP. STRENGTH	TEAM	ADJ.	CONF.	ADJ CONF.
Average RPI Loss:	131	RECORD	PCT. RANK	GAMES	SCHEDULE	OF SCHEDULE	RPI	RPI	RPI	RPI
DIV. I ONLY	6- 3	85	6-3	158	148	84	84	6	6	
DIV. I NON-CONF.	6- 3	83	6-3	157	147	84	84	6	6	
TOTALS	RPI 1-25	RPI 26-50	W-L RECORDS	RPI 51-100	RPI 101-150	RPI 150+				
6- 3	0- 0	0- 0	OVERALL	1- 2	0- 0	5- 1				
4- 0	0- 0	0- 0	HOME	0- 0	0- 0	4- 0				
2- 2	0- 0	0- 0	AWAY	1- 1	0- 0	1- 1				
0- 1	0- 0	0- 0	NEUTRAL	0- 1	0- 0	0- 0				
6- 3	0- 0	0- 0	NON-CONFERENCE	1- 2	0- 0	5- 1				
4- 0	0- 0	0- 0	HOME	0- 0	0- 0	4- 0				
2- 2	0- 0	0- 0	AWAY	1- 1	0- 0	1- 1				
0- 1	0- 0	0- 0	NEUTRAL	0- 1	0- 0	0- 0				
0- 0	0- 0	0- 0	CONFERENCE	0- 0	0- 0	0- 0				
0- 0	0- 0	0- 0	HOME	0- 0	0- 0	0- 0				
0- 0	0- 0	0- 0	AWAY	0- 0	0- 0	0- 0				
0- 0	0- 0	0- 0	NEUTRAL	0- 0	0- 0	0- 0				

RPI 1-25				RPI 26-50				RPI 51-100				Team's RPI: 84	RPI 101+				
RPI	S	Opponent	Score	RPI	S	Opponent	Score	RPI	S	Opponent	Score		RPI	S	Opponent	Score	
								56	A	Yale	80	66	163	H	Massachusetts	82	71
								74	N	IUPUI	78	85	209	H	Wake Forest	82	74
								75	A	James Madison	73	76	232	H	Lafayette	76	44
													245	A	UNLV	75	79
													249	H	Army West Point	96	60
													291	A	St. Bonaventure	68	56
LAST 10 Division I																	
				249	H	Army West Point	96	60					209	H	Wake Forest	82	74
				56	A	Yale	80	66					75	A	James Madison	73	76
				245	A	UNLV	75	79					232	H	Lafayette	76	44
				74	N	IUPUI	78	85					291	A	St. Bonaventure	68	56
				163	H	Massachusetts	82	71									

Non-Div I Games:

St. John's (NY)

Average RPI Win:	118	WON-LOST	WINNING	LAST 10	STRENGTH OF	OPP. STRENGTH	TEAM	ADJ.	CONF.	ADJ CONF.
Average RPI Loss:	0	RECORD	PCT. RANK	GAMES	SCHEDULE	OF SCHEDULE	RPI	RPI	RPI	RPI
DIV. I ONLY	8- 0	1	8-0	30	27	4	4	1	1	
DIV. I NON-CONF.	8- 0	1	8-0	29	27	4	4	1	1	
TOTALS	RPI 1-25	RPI 26-50	W-L RECORDS	RPI 51-100	RPI 101-150	RPI 150+				
8- 0	2- 0	0- 0	OVERALL	2- 0	1- 0	3- 0				
4- 0	1- 0	0- 0	HOME	1- 0	0- 0	2- 0				
1- 0	0- 0	0- 0	AWAY	1- 0	0- 0	0- 0				
3- 0	1- 0	0- 0	NEUTRAL	0- 0	1- 0	1- 0				
8- 0	2- 0	0- 0	NON-CONFERENCE	2- 0	1- 0	3- 0				
4- 0	1- 0	0- 0	HOME	1- 0	0- 0	2- 0				
1- 0	0- 0	0- 0	AWAY	1- 0	0- 0	0- 0				
3- 0	1- 0	0- 0	NEUTRAL	0- 0	1- 0	1- 0				
0- 0	0- 0	0- 0	CONFERENCE	0- 0	0- 0	0- 0				
0- 0	0- 0	0- 0	HOME	0- 0	0- 0	0- 0				
0- 0	0- 0	0- 0	AWAY	0- 0	0- 0	0- 0				
0- 0	0- 0	0- 0	NEUTRAL	0- 0	0- 0	0- 0				

RPI 1-25				Team's RPI: 4				RPI 26-50				RPI 51-100				RPI 101+			
RPI	S	Opponent	Score					RPI	S	Opponent	Score	RPI	S	Opponent	Score	RPI	S	Opponent	Score
7	H	Gonzaga	76 70									89	H	Buffalo	88 69	113	N	Syracuse	77 59
11	N	Mississippi St.	67 62									95	A	San Francisco	97 71	193	H	Northern Colo.	90 36
																211	N	California Baptist	83 78
																225	H	Eastern Wash.	92 27
LAST 10 Division I																			
								113	N	Syracuse	77 59					11	N	Mississippi St.	67 62
								211	N	California Baptist	83 78					95	A	San Francisco	97 71
								89	H	Buffalo	88 69					225	H	Eastern Wash.	92 27
								7	H	Gonzaga	76 70								
								193	H	Northern Colo.	90 36								

Non-Div I Games:

Stanford

Average RPI Win:	298	WON-LOST	WINNING	LAST 10	STRENGTH OF	OPP. STRENGTH	TEAM	ADJ.	CONF.	ADJ CONF.
Average RPI Loss:	128	RECORD	PCT. RANK	GAMES	SCHEDULE	OF SCHEDULE	RPI	RPI	RPI	RPI
DIV. I ONLY	1- 5	301	1-5	47	313	189	189	16	16	
DIV. I NON-CONF.	1- 5	300	1-5	47	313	187	187	16	16	
TOTALS	RPI 1-25	RPI 26-50	W-L RECORDS	RPI 51-100	RPI 101-150	RPI 150+				
1- 5	0- 0	0- 1	OVERALL	0- 2	0- 0	1- 2				
0- 0	0- 0	0- 0	HOME	0- 0	0- 0	0- 0				
1- 4	0- 0	0- 1	AWAY	0- 2	0- 0	1- 1				
0- 1	0- 0	0- 0	NEUTRAL	0- 0	0- 0	0- 1				
1- 5	0- 0	0- 1	NON-CONFERENCE	0- 2	0- 0	1- 2				
0- 0	0- 0	0- 0	HOME	0- 0	0- 0	0- 0				
1- 4	0- 0	0- 1	AWAY	0- 2	0- 0	1- 1				
0- 1	0- 0	0- 0	NEUTRAL	0- 0	0- 0	0- 1				
0- 0	0- 0	0- 0	CONFERENCE	0- 0	0- 0	0- 0				
0- 0	0- 0	0- 0	HOME	0- 0	0- 0	0- 0				
0- 0	0- 0	0- 0	AWAY	0- 0	0- 0	0- 0				
0- 0	0- 0	0- 0	NEUTRAL	0- 0	0- 0	0- 0				

RPI 1-25			RPI 26-50			RPI 51-100			RPI 101+			Team's RPI: 189
RPI	S	Opponent	Score	RPI	S	Opponent	Score	RPI	S	Opponent	Score	Score
				40	A	Kentucky	48 67	92	A	Penn	41 81	188 N Saint Francis (PA) 73 78
								99	A	UCF	40 66	223 A Tennessee 46 73
												298 A Morehead St. 58 55
LAST 10 Division I												
				188 N Saint Francis (PA)	73 78	92 A Penn	41 81					
				298 A Morehead St.	58 55	99 A UCF	40 66					
				40 A Kentucky	48 67	223 A Tennessee	46 73					

Non-Div I Games: Palm Beach Atl. 77 46 Trinity Baptist 116 40 Fla. National 80 37

Stetson

Stony Brook

Through Games Of Dec. 12, 2019

Average RPI Win:	283	WON-LOST	WINNING	LAST 10	STRENGTH OF	OPP. STRENGTH	TEAM	ADJ.	CONF.	ADJ CONF.
Average RPI Loss:	31	RECORD	PCT. RANK	GAMES	SCHEDULE	OF SCHEDULE	RPI	RPI	RPI	RPI
DIV. I ONLY	7- 1	32	7-1	327	215	123	123	27	27	
DIV. I NON-CONF.	7- 1	32	7-1	327	215	122	122	27	27	
TOTALS	RPI 1-25	RPI 26-50	W-L RECORDS	RPI 51-100	RPI 101-150	RPI 150+				
7- 1	0- 0	0- 1	OVERALL	0- 0	0- 0	7- 0				
3- 0	0- 0	0- 0	HOME	0- 0	0- 0	3- 0				
4- 1	0- 0	0- 1	AWAY	0- 0	0- 0	4- 0				
0- 0	0- 0	0- 0	NEUTRAL	0- 0	0- 0	0- 0				
7- 1	0- 0	0- 1	NON-CONFERENCE	0- 0	0- 0	7- 0				
3- 0	0- 0	0- 0	HOME	0- 0	0- 0	3- 0				
4- 1	0- 0	0- 1	AWAY	0- 0	0- 0	4- 0				
0- 0	0- 0	0- 0	NEUTRAL	0- 0	0- 0	0- 0				
0- 0	0- 0	0- 0	CONFERENCE	0- 0	0- 0	0- 0				
0- 0	0- 0	0- 0	HOME	0- 0	0- 0	0- 0				
0- 0	0- 0	0- 0	AWAY	0- 0	0- 0	0- 0				
0- 0	0- 0	0- 0	NEUTRAL	0- 0	0- 0	0- 0				

RPI S	Opponent	Score	RPI S	Opponent	Score	RPI S	Opponent	Score	RPI S	Opponent	Score	Team's RPI: 123
			31 A	Arkansas	58 88				242 H	Manhattan	59 54	
									244 H	Iona	59 40	
									247 A	St. Francis Brooklyn	86 73	
									280 H	Sacred Heart	54 50	
									296 A	Pittsburgh	59 56	
									335 A	Hofstra	81 38	
									336 A	LIU Brooklyn	80 49	
LAST 10 Division I												
296 A	Pittsburgh	59 56	280 H	Sacred Heart	54 50							
336 A	LIU Brooklyn	80 49	244 H	Iona	59 40							
247 A	St. Francis Brooklyn	86 73	31 A	Arkansas	58 88							
			335 A	Hofstra	81 38							
			242 H	Manhattan	59 54							

Non-Div I Games: Molloy 66 49

Stony Brook

Loss, Non-Conf, S Site, H Home A Away N Neutral

Average RPI Win:	223	WON-LOST	WINNING	LAST 10	STRENGTH OF	OPP. STRENGTH	TEAM	ADJ.	CONF.	ADJ CONF.
Average RPI Loss:	28	RECORD	PCT. RANK	GAMES	SCHEDULE	OF SCHEDULE	RPI	RPI	RPI	RPI
DIV. I ONLY	5- 4	146	5-4	80	69	113	113	3	3	
DIV. I NON-CONF.	5- 4	145	5-4	80	69	113	113	3	3	
TOTALS	RPI 1-25	RPI 26-50	W-L RECORDS	RPI 51-100	RPI 101-150	RPI 150+				
5- 4	0- 2	0- 1	OVERALL	0- 1	2- 0	3- 0				
4- 1	0- 1	0- 0	HOME	0- 0	1- 0	3- 0				
0- 1	0- 0	0- 1	AWAY	0- 0	0- 0	0- 0				
1- 2	0- 1	0- 0	NEUTRAL	0- 1	1- 0	0- 0				
5- 4	0- 2	0- 1	NON-CONFERENCE	0- 1	2- 0	3- 0				
4- 1	0- 1	0- 0	HOME	0- 0	1- 0	3- 0				
0- 1	0- 0	0- 1	AWAY	0- 0	0- 0	0- 0				
1- 2	0- 1	0- 0	NEUTRAL	0- 1	1- 0	0- 0				
0- 0	0- 0	0- 0	CONFERENCE	0- 0	0- 0	0- 0				
0- 0	0- 0	0- 0	HOME	0- 0	0- 0	0- 0				
0- 0	0- 0	0- 0	AWAY	0- 0	0- 0	0- 0				
0- 0	0- 0	0- 0	NEUTRAL	0- 0	0- 0	0- 0				

RPI 1-25				RPI 26-50				RPI 51-100				RPI 101+ Team's RPI: 113			
RPI	S	Opponent	Score	RPI	S	Opponent	Score	RPI	S	Opponent	Score	RPI	S	Opponent	Score
4	N	Stanford	59 77	36	A	Michigan	76 84	59	N	Green Bay	73 79	106	H	Ohio	66 54
14	H	Oregon	64 81									114	N	Houston	87 62
												273	H	UMES	65 50
												292	H	Albany (NY)	75 53
												331	H	UMBC	82 48
LAST 10 Division I															
331	H	UMBC	82 48	114	N	Houston	87 62								
36	A	Michigan	76 84	14	H	Oregon	64 81								
59	N	Green Bay	73 79	292	H	Albany (NY)	75 53								
4	N	Stanford	59 77	273	H	UMES	65 50								
				106	H	Ohio	66 54								

Non-Div I Games:

Syracuse

Through Games of Dec. 11, 1919										
Average RPI Win:	175	WON-LOST	WINNING	LAST 10	STRENGTH OF	OPP. STRENGTH	TEAM	ADJ.	CONF.	ADJ CONF.
Average RPI Loss:	20	RECORD	PCT. RANK	GAMES	SCHEDULE	OF SCHEDULE	RPI	RPI	RPI	RPI
DIV. I ONLY	7- 1	32	7-1	152	44	30	30	5	5	
DIV. I NON-CONF.	7- 1	32	7-1	150	44	30	30	5	5	

TOTALS	RPI 1-25	RPI 26-50		W-L RECORDS		RPI 51-100	RPI 101-150	RPI 150+		
7- 1	0- 1	0- 0		OVERALL		1- 0	2- 0	4- 0		
5- 0	0- 0	0- 0		HOME		1- 0	2- 0	2- 0		
2- 1	0- 1	0- 0		AWAY		0- 0	0- 0	2- 0		
0- 0	0- 0	0- 0		NEUTRAL		0- 0	0- 0	0- 0		
7- 1	0- 1	0- 0		NON-CONFERENCE		1- 0	2- 0	4- 0		
5- 0	0- 0	0- 0		HOME		1- 0	2- 0	2- 0		
2- 1	0- 1	0- 0		AWAY		0- 0	0- 0	2- 0		
0- 0	0- 0	0- 0		NEUTRAL		0- 0	0- 0	0- 0		
0- 0	0- 0	0- 0		CONFERENCE		0- 0	0- 0	0- 0		
0- 0	0- 0	0- 0		HOME		0- 0	0- 0	0- 0		
0- 0	0- 0	0- 0		AWAY		0- 0	0- 0	0- 0		
0- 0	0- 0	0- 0		NEUTRAL		0- 0	0- 0	0- 0		

RPI 1-25				RPI 26-50		Team's RPI: 30		RPI 51-100				RPI 101+			
RPI	S	Opponent	Score	RPI	S	Opponent	Score	RPI	S	Opponent	Score	RPI	S	Opponent	Score
20	A	Texas A&M	68 70					72	H	Boise St.	77 65	115	H	Auburn	80 65
												130	H	Cornell	59 49
												168	H	Robert Morris	66 61
												207	A	SMU	57 56
												249	A	Army West Point	66 52
												281	H	Nicholls St.	72 47
LAST 10 Division I															
20	A	Texas A&M	68 70	281	H	Nicholls St.	72 47								
115	H	Auburn	80 65	130	H	Cornell	59 49								
72	H	Boise St.	77 65	168	H	Robert Morris	66 61								
249	A	Army West Point	66 52												
207	A	SMU	57 56												

Non-Div I Games:

TCU

Average RPI Win:	190	WON-LOST	WINNING	LAST 10	STRENGTH OF	OPP. STRENGTH	TEAM	ADJ.	CONF.	ADJ CONF.
Average RPI Loss:	56	RECORD	PCT. RANK	GAMES	SCHEDULE	OF SCHEDULE	RPI	RPI	RPI	RPI
DIV. I ONLY	6- 5	162	5-5	19	145	67	67	9	9	
DIV. I NON-CONF.	6- 4	120	5-4	38	179	72	72	9	9	
TOTALS	RPI 1-25	RPI 26-50	W-L RECORDS	RPI 51-100	RPI 101-150	RPI 150+				
6- 5	0- 3	0- 0	OVERALL	0- 1	2- 0	4- 1				
4- 2	0- 2	0- 0	HOME	0- 0	1- 0	3- 0				
2- 1	0- 0	0- 0	AWAY	0- 0	1- 0	1- 1				
0- 2	0- 1	0- 0	NEUTRAL	0- 1	0- 0	0- 0				
6- 4	0- 2	0- 0	NON-CONFERENCE	0- 1	2- 0	4- 1				
4- 1	0- 1	0- 0	HOME	0- 0	1- 0	3- 0				
2- 1	0- 0	0- 0	AWAY	0- 0	1- 0	1- 1				
0- 2	0- 1	0- 0	NEUTRAL	0- 1	0- 0	0- 0				
0- 1	0- 1	0- 0	CONFERENCE	0- 0	0- 0	0- 0				
0- 1	0- 1	0- 0	HOME	0- 0	0- 0	0- 0				
0- 0	0- 0	0- 0	AWAY	0- 0	0- 0	0- 0				
0- 0	0- 0	0- 0	NEUTRAL	0- 0	0- 0	0- 0				

RPI	S	Opponent	Score	RPI	S	Opponent	Score	RPI	S	Opponent	Score	RPI	S	Opponent	Score
3	H	UConn	54 83					66	N	North Carolina	58 71	112	H	Duquesne	85 72
8	N	Creighton	59 69									128	A	Bucknell	72 61
18	H	South Carolina	71 78									157	H	Villanova	74 69
												186	A	Saint Joseph's	63 67
												227	H	Fairfield	77 59
												256	A	Towson	74 59
												258	H	Xavier	78 65
LAST 10 Division I															
256	A	Towson	74 59	157	H	Villanova	74 69								
8	N	Creighton	59 69	18	H	South Carolina	71 78								
66	N	North Carolina	58 71	258	H	Xavier	78 65								
128	A	Bucknell	72 61	186	A	Saint Joseph's	63 67								
3	H	UConn	54 83	112	H	Duquesne	85 72								

Non-Div I Games:

Temple

Tennessee

Through Games Of Dec. 12, 2019

Average RPI Win:	256	WON-LOST	WINNING	LAST 10	STRENGTH OF	OPP. STRENGTH	TEAM	ADJ.	CONF.	ADJ CONF.
Average RPI Loss:	129	RECORD	PCT. RANK	GAMES	SCHEDULE	OF SCHEDULE	RPI	RPI	RPI	RPI
DIV. I ONLY	8- 1	21	8-1	348	62	223	223	7	7	
DIV. I NON-CONF.	8- 1	21	8-1	348	62	223	223	7	7	
TOTALS	RPI 1-25	RPI 26-50	W-L RECORDS	RPI 51-100	RPI 101-150	RPI 150+				
8- 1	0- 0	0- 0	OVERALL	1- 0	0- 1	7- 0				
6- 1	0- 0	0- 0	HOME	0- 0	0- 1	6- 0				
2- 0	0- 0	0- 0	AWAY	1- 0	0- 0	1- 0				
0- 0	0- 0	0- 0	NEUTRAL	0- 0	0- 0	0- 0				
8- 1	0- 0	0- 0	NON-CONFERENCE	1- 0	0- 1	7- 0				
6- 1	0- 0	0- 0	HOME	0- 0	0- 1	6- 0				
2- 0	0- 0	0- 0	AWAY	1- 0	0- 0	1- 0				
0- 0	0- 0	0- 0	NEUTRAL	0- 0	0- 0	0- 0				
0- 0	0- 0	0- 0	CONFERENCE	0- 0	0- 0	0- 0				
0- 0	0- 0	0- 0	HOME	0- 0	0- 0	0- 0				
0- 0	0- 0	0- 0	AWAY	0- 0	0- 0	0- 0				
0- 0	0- 0	0- 0	NEUTRAL	0- 0	0- 0	0- 0				

RPI S	Opponent	Score	RPI S	Opponent	Score	RPI S	Opponent	Score	RPI S	Opponent	Score	Team's RPI: 223
						73	A Notre Dame	74 63	129	H Texas	60 66	
									189	H Stetson	73 46	
									264	A ETSU	72 68	
									286	H Colorado St.	79 41	
									288	H Air Force	81 54	
									304	H Ark.-Pine Bluff	92 51	
									308	H Central Ark.	63 36	
									332	H Tennessee St.	73 43	
LAST 10 Division I												
			288	H Air Force	81 54				286	H Colorado St.	79 41	
			304	H Ark.-Pine Bluff	92 51				129	H Texas	60 66	
			189	H Stetson	73 46				308	H Central Ark.	63 36	
			332	H Tennessee St.	73 43				264	A ETSU	72 68	
			73	A Notre Dame	74 63							

Non-Div I Games:

Tennessee

Loss, Non-Conf, S Site, H Home A Away N Neutral

Tennessee St.

Through Games Of Dec. 12, 2019

Average RPI Win:	0	WON-LOST	WINNING	LAST 10	STRENGTH OF	OPP. STRENGTH	TEAM	ADJ.	CONF.	ADJ CONF.
Average RPI Loss:	213	RECORD	PCT. RANK	GAMES	SCHEDULE	OF SCHEDULE	RPI	RPI	RPI	RPI
DIV. I ONLY	0- 7	334	0-7	143	343	332	332	22	22	
DIV. I NON-CONF.	0- 7	334	0-7	143	343	332	332	22	22	
TOTALS	RPI 1-25	RPI 26-50	W-L RECORDS	RPI 51-100	RPI 101-150	RPI 150+				
0- 7	0- 0	0- 0	OVERALL	0- 2	0- 0	0- 5				
0- 4	0- 0	0- 0	HOME	0- 1	0- 0	0- 3				
0- 3	0- 0	0- 0	AWAY	0- 1	0- 0	0- 2				
0- 0	0- 0	0- 0	NEUTRAL	0- 0	0- 0	0- 0				
0- 7	0- 0	0- 0	NON-CONFERENCE	0- 2	0- 0	0- 5				
0- 4	0- 0	0- 0	HOME	0- 1	0- 0	0- 3				
0- 3	0- 0	0- 0	AWAY	0- 1	0- 0	0- 2				
0- 0	0- 0	0- 0	NEUTRAL	0- 0	0- 0	0- 0				
0- 0	0- 0	0- 0	CONFERENCE	0- 0	0- 0	0- 0				
0- 0	0- 0	0- 0	HOME	0- 0	0- 0	0- 0				
0- 0	0- 0	0- 0	AWAY	0- 0	0- 0	0- 0				
0- 0	0- 0	0- 0	NEUTRAL	0- 0	0- 0	0- 0				

RPI 1-25				RPI 26-50				RPI 51-100				RPI 101+ Team's RPI: 332					
RPI	S	Opponent	Score	RPI	S	Opponent	Score	RPI	S	Opponent	Score	RPI	S	Opponent	Score		
								60	A	Arizona	42	77	223	A	Tennessee	43	73
								98	H	Vanderbilt	55	106	229	H	North Ala.	63	88
													259	A	South Alabama	48	70
													305	H	Lipscomb	64	74
													317	H	Alcorn	57	62
LAST 10 Division I																	
				98	H	Vanderbilt	55	106	60	A	Arizona	42	77				
				317	H	Alcorn	57	62	305	H	Lipscomb	64	74				
				229	H	North Ala.	63	88	259	A	South Alabama	48	70				
				223	A	Tennessee	43	73									

Non-Div I Games: Wilberforce 83 65

Tennessee St.

■ Loss,
 ■ Non-Conf,
 ■ S Site,
 ■ H Home
 ■ A Away
 N Neutral

Tennessee Tech

Through Games Of Dec. 12, 2019

Average RPI Win:	291	WON-LOST	WINNING	LAST 10	STRENGTH OF	OPP. STRENGTH	TEAM	ADJ.	CONF.	ADJ CONF.
Average RPI Loss:	112	RECORD	PCT. RANK	GAMES	SCHEDULE	OF SCHEDULE	RPI	RPI	RPI	RPI
DIV. I ONLY	3- 4	201	3-4	323	147	257	257	22	22	
DIV. I NON-CONF.	3- 4	201	3-4	323	146	258	258	22	22	
TOTALS	RPI 1-25	RPI 26-50	W-L RECORDS	RPI 51-100	RPI 101-150	RPI 150+				
3- 4	0- 0	0- 0	OVERALL	0- 2	0- 1	3- 1				
1- 0	0- 0	0- 0	HOME	0- 0	0- 0	1- 0				
1- 3	0- 0	0- 0	AWAY	0- 2	0- 1	1- 0				
1- 1	0- 0	0- 0	NEUTRAL	0- 0	0- 0	1- 1				
3- 4	0- 0	0- 0	NON-CONFERENCE	0- 2	0- 1	3- 1				
1- 0	0- 0	0- 0	HOME	0- 0	0- 0	1- 0				
1- 3	0- 0	0- 0	AWAY	0- 2	0- 1	1- 0				
1- 1	0- 0	0- 0	NEUTRAL	0- 0	0- 0	1- 1				
0- 0	0- 0	0- 0	CONFERENCE	0- 0	0- 0	0- 0				
0- 0	0- 0	0- 0	HOME	0- 0	0- 0	0- 0				
0- 0	0- 0	0- 0	AWAY	0- 0	0- 0	0- 0				
0- 0	0- 0	0- 0	NEUTRAL	0- 0	0- 0	0- 0				

RPI 1-25			RPI 26-50			RPI 51-100			RPI 101+			Team's RPI: 257
RPI	S	Opponent	Score	RPI	S	Opponent	Score	RPI	S	Opponent	Score	
						70 A Middle Tenn.	58 64	120 A Southern Ill.		65 76		
						98 A Vanderbilt	61 75	161 N Northern Ill.		74 82		
								200 A Samford		72 57		
								324 N Detroit Mercy		69 47		
								348 H La.-Monroe		75 68		
LAST 10 Division I												
						98 A Vanderbilt	61 75	324 N Detroit Mercy		69 47		
						348 H La.-Monroe	75 68	161 N Northern Ill.		74 82		
								200 A Samford		72 57		
								70 A Middle Tenn.		58 64		
								120 A Southern Ill.		65 76		

Non-Div I Games: Cumberland (TN) 88 51

Tennessee Tech

■ Loss,
 ■ Non-Conf,
 ■ S Site,
 ■ H Home
 ■ A Away
 N Neutral

Average RPI Win:	252	WON-LOST	WINNING	LAST 10	STRENGTH OF	OPP. STRENGTH	TEAM	ADJ.	CONF.	ADJ CONF.
Average RPI Loss:	95	RECORD	PCT. RANK	GAMES	SCHEDULE	OF SCHEDULE	RPI	RPI	RPI	RPI
DIV. I ONLY	5- 4	146	5-4	109	268	129	129	5	5	
DIV. I NON-CONF.	5- 4	145	5-4	109	269	128	128	5	5	
TOTALS	RPI 1-25	RPI 26-50	W-L RECORDS	RPI 51-100	RPI 101-150	RPI 150+				
5- 4	0- 1	0- 0	OVERALL	0- 1	1- 1	4- 1				
3- 1	0- 0	0- 0	HOME	0- 1	0- 0	3- 0				
1- 2	0- 0	0- 0	AWAY	0- 0	0- 1	1- 1				
1- 1	0- 1	0- 0	NEUTRAL	0- 0	1- 0	0- 0				
5- 4	0- 1	0- 0	NON-CONFERENCE	0- 1	1- 1	4- 1				
3- 1	0- 0	0- 0	HOME	0- 1	0- 0	3- 0				
1- 2	0- 0	0- 0	AWAY	0- 0	0- 1	1- 1				
1- 1	0- 1	0- 0	NEUTRAL	0- 0	1- 0	0- 0				
0- 0	0- 0	0- 0	CONFERENCE	0- 0	0- 0	0- 0				
0- 0	0- 0	0- 0	HOME	0- 0	0- 0	0- 0				
0- 0	0- 0	0- 0	AWAY	0- 0	0- 0	0- 0				
0- 0	0- 0	0- 0	NEUTRAL	0- 0	0- 0	0- 0				

RPI	S	Opponent	Score	RPI	S	Opponent	Score	RPI	S	Opponent	Score	RPI	S	Opponent	Score	Team's RPI: 129
16	N	NC State	73 84					60	H	Arizona	58 83	134	N	North Texas	63 57	
												145	A	South Fla.	57 64	
												159	A	Hawaii	60 73	
												215	H	Southern U.	93 39	
												223	A	Tennessee	66 60	
												344	H	UTSA	84 53	
												345	H	UTRGV	85 69	
LAST 10 Division I																
223	A	Tennessee	66 60	215	H	Southern U.	93 39									
159	A	Hawaii	60 73	345	H	UTRGV	85 69									
134	N	North Texas	63 57	60	H	Arizona	58 83									
16	N	NC State	73 84	344	H	UTSA	84 53									
				145	A	South Fla.	57 64									

Non-Div I Games:

Texas

Average RPI Win:	151	WON-LOST	WINNING	LAST 10	STRENGTH OF	OPP. STRENGTH	TEAM	ADJ.	CONF.	ADJ CONF.
Average RPI Loss:	23	RECORD	PCT. RANK	GAMES	SCHEDULE	OF SCHEDULE	RPI	RPI	RPI	RPI
DIV. I ONLY	8- 1	21	8-1	69	52	20	20	7	7	
DIV. I NON-CONF.	8- 1	21	8-1	68	52	20	20	7	7	
TOTALS	RPI 1-25	RPI 26-50	W-L RECORDS	RPI 51-100	RPI 101-150	RPI 150+				
8- 1	1- 1	2- 0	OVERALL	1- 0	0- 0	4- 0				
6- 0	1- 0	2- 0	HOME	0- 0	0- 0	3- 0				
2- 0	0- 0	0- 0	AWAY	1- 0	0- 0	1- 0				
0- 1	0- 1	0- 0	NEUTRAL	0- 0	0- 0	0- 0				
8- 1	1- 1	2- 0	NON-CONFERENCE	1- 0	0- 0	4- 0				
6- 0	1- 0	2- 0	HOME	0- 0	0- 0	3- 0				
2- 0	0- 0	0- 0	AWAY	1- 0	0- 0	1- 0				
0- 1	0- 1	0- 0	NEUTRAL	0- 0	0- 0	0- 0				
0- 0	0- 0	0- 0	CONFERENCE	0- 0	0- 0	0- 0				
0- 0	0- 0	0- 0	HOME	0- 0	0- 0	0- 0				
0- 0	0- 0	0- 0	AWAY	0- 0	0- 0	0- 0				
0- 0	0- 0	0- 0	NEUTRAL	0- 0	0- 0	0- 0				

RPI 1-25				RPI 26-50				RPI 51-100				RPI 101+			
RPI	S	Opponent	Score	RPI	S	Opponent	Score	RPI	S	Opponent	Score	RPI	S	Opponent	Score
22	H	Duke	79 58	30	H	TCU	70 68	76	A	Southern California	74 64	238	A	Rice	62 61
23	N	Florida St.	58 80	32	H	Oklahoma St.	74 62					251	H	Little Rock	78 35
												254	H	Prairie View	80 38
												308	H	Central Ark.	76 46
LAST 10 Division I															
30	H	TCU	70 68	76	A	Southern California	74 64								
32	H	Oklahoma St.	74 62	238	A	Rice	62 61								
308	H	Central Ark.	76 46	22	H	Duke	79 58								
23	N	Florida St.	58 80	251	H	Little Rock	78 35								
254	H	Prairie View	80 38												

Non-Div I Games:

Texas A&M

■ Loss,
 ■ Non-Conf,
 ■ S Site,
 ■ H Home
 ■ A Away
 N Neutral

Texas Southern

Through Games Of Dec. 12, 2019

Average RPI Win:	247	WON-LOST	WINNING	LAST 10	STRENGTH OF	OPP. STRENGTH	TEAM	ADJ.	CONF.	ADJ CONF.
Average RPI Loss:	97	RECORD	PCT. RANK	GAMES	SCHEDULE	OF SCHEDULE	RPI	RPI	RPI	RPI
DIV. I ONLY	3- 4	201	3-4	22	324	78	78	28	28	
DIV. I NON-CONF.	3- 4	201	3-4	22	325	78	78	28	28	
TOTALS	RPI 1-25	RPI 26-50	W-L RECORDS	RPI 51-100	RPI 101-150	RPI 150+				
3- 4	0- 1	0- 1	OVERALL	0- 0	0- 1	3- 1				
1- 0	0- 0	0- 0	HOME	0- 0	0- 0	1- 0				
2- 3	0- 1	0- 1	AWAY	0- 0	0- 1	2- 0				
0- 1	0- 0	0- 0	NEUTRAL	0- 0	0- 0	0- 1				
3- 4	0- 1	0- 1	NON-CONFERENCE	0- 0	0- 1	3- 1				
1- 0	0- 0	0- 0	HOME	0- 0	0- 0	1- 0				
2- 3	0- 1	0- 1	AWAY	0- 0	0- 1	2- 0				
0- 1	0- 0	0- 0	NEUTRAL	0- 0	0- 0	0- 1				
0- 0	0- 0	0- 0	CONFERENCE	0- 0	0- 0	0- 0				
0- 0	0- 0	0- 0	HOME	0- 0	0- 0	0- 0				
0- 0	0- 0	0- 0	AWAY	0- 0	0- 0	0- 0				
0- 0	0- 0	0- 0	NEUTRAL	0- 0	0- 0	0- 0				

RPI 1-25				RPI 26-50				RPI 51-100				RPI 101+			
RPI	S	Opponent	Score	RPI	S	Opponent	Score	RPI	S	Opponent	Score	RPI	S	Opponent	Score
14	A	Oregon	63 99	44	A	Colorado	50 74					127	A	Iowa St.	59 79
												159	A	Hawaii	74 57
												201	N	Utah	52 61
												238	H	Rice	63 56
												345	A	UTRGV	71 44
LAST 10 Division I															
				44	A	Colorado	50 74	238	H	Rice	63 56				
				159	A	Hawaii	74 57	345	A	UTRGV	71 44				
				201	N	Utah	52 61								
				127	A	Iowa St.	59 79								
				14	A	Oregon	63 99								

Non-Div I Games:

Texas Southern

■ Loss,
 ■ Non-Conf, S Site,
 ■ Home
 ■ Away
 N Neutral

Average RPI Win: 234		WON-LOST	WINNING	LAST 10	STRENGTH OF	OPP. STRENGTH	TEAM	ADJ.	CONF.	ADJ CONF.
Average RPI Loss: 131		RECORD	PCT. RANK	GAMES	SCHEDULE	OF SCHEDULE	RPI	RPI	RPI	RPI
DIV. I ONLY		3- 2	120	3-2	249	210	176	176	23	23
DIV. I NON-CONF.		3- 2	120	3-2	247	210	173	173	23	23
TOTALS	RPI 1-25	RPI 26-50		W-L RECORDS	RPI 51-100		RPI 101-150		RPI 150+	
3- 2	0- 0	0- 1		OVERALL	0- 0		1- 0		2- 1	
3- 0	0- 0	0- 0		HOME	0- 0		1- 0		2- 0	
0- 2	0- 0	0- 1		AWAY	0- 0		0- 0		0- 1	
0- 0	0- 0	0- 0		NEUTRAL	0- 0		0- 0		0- 0	
3- 2	0- 0	0- 1		NON-CONFERENCE	0- 0		1- 0		2- 1	
3- 0	0- 0	0- 0		HOME	0- 0		1- 0		2- 0	
0- 2	0- 0	0- 1		AWAY	0- 0		0- 0		0- 1	
0- 0	0- 0	0- 0		NEUTRAL	0- 0		0- 0		0- 0	
0- 0	0- 0	0- 0		CONFERENCE	0- 0		0- 0		0- 0	
0- 0	0- 0	0- 0		HOME	0- 0		0- 0		0- 0	
0- 0	0- 0	0- 0		AWAY	0- 0		0- 0		0- 0	
0- 0	0- 0	0- 0		NEUTRAL	0- 0		0- 0		0- 0	

RPI 1-25				RPI 26-50				RPI 51-100				RPI 101+				Team's RPI: 176	
RPI	S	Opponent	Score	RPI	S	Opponent	Score	RPI	S	Opponent	Score	RPI	S	Opponent	Score		
				33	A	Kansas	48 68					146	H	New Orleans	51 49		
												213	H	A&M-Corpus Christi	57 48		
												229	A	Oral Roberts	57 63		
												344	H	UTSA	74 69		
LAST 10 Division I																	
				229	A	Oral Roberts	57 63	344	H	UTSA	74 69						
								213	H	A&M-Corpus Christi	57 48						
								146	H	New Orleans	51 49						
								33	A	Kansas	48 68						

Non-Div I Games:	Texas Lutheran	72	31	Tex. Permian Basin	83	45
------------------	----------------	----	----	--------------------	----	----

Texas St.

■ Loss, ■ Non-Conf, S Site, H Home A Away N Neutral

Overall Record				Through Games Of Dec. 11, 1919						
Average RPI Win:	279	WON-LOST	WINNING	LAST 10	STRENGTH OF	OPP. STRENGTH	TEAM	ADJ.	CONF.	ADJ CONF.
Average RPI Loss:	0	RECORD	PCT. RANK	GAMES	SCHEDULE	OF SCHEDULE	RPI	RPI	RPI	RPI
DIV. I ONLY		6- 0	1	6-0	321	340	119	119	5	5
DIV. I NON-CONF.		6- 0	1	6-0	321	340	119	119	5	5

TOTALS	RPI 1-25		RPI 26-50		W-L RECORDS		RPI 51-100		RPI 101-150	RPI 150+
6- 0	0- 0		0- 0		OVERALL		0- 0		0- 0	6- 0
4- 0	0- 0		0- 0		HOME		0- 0		0- 0	4- 0
1- 0	0- 0		0- 0		AWAY		0- 0		0- 0	1- 0
1- 0	0- 0		0- 0		NEUTRAL		0- 0		0- 0	1- 0
6- 0	0- 0		0- 0		NON-CONFERENCE		0- 0		0- 0	6- 0
4- 0	0- 0		0- 0		HOME		0- 0		0- 0	4- 0
1- 0	0- 0		0- 0		AWAY		0- 0		0- 0	1- 0
1- 0	0- 0		0- 0		NEUTRAL		0- 0		0- 0	1- 0
0- 0	0- 0		0- 0		CONFERENCE		0- 0		0- 0	0- 0
0- 0	0- 0		0- 0		HOME		0- 0		0- 0	0- 0
0- 0	0- 0		0- 0		AWAY		0- 0		0- 0	0- 0
0- 0	0- 0		0- 0		NEUTRAL		0- 0		0- 0	0- 0

RPI 1-25				RPI 26-50				RPI 51-100				RPI 101+				Team's RPI: 119	
RPI	S	Opponent	Score	RPI	S	Opponent	Score	RPI	S	Opponent	Score	RPI	S	Opponent	Score		
												170	H	Sam Houston St.	99	57	
												212	A	San Diego	64	60	
												260	H	Ole Miss	84	48	
												337	N	Purdue Fort Wayne	82	48	
												347	H	Northwestern St.	79	49	
												350	H	Florida A&M	98	60	
LAST 10 Division I																	
				260	H	Ole Miss	84	48	350	H	Florida A&M	98	60				
				212	A	San Diego	64	60	170	H	Sam Houston St.	99	57				
				337	N	Purdue Fort Wayne	82	48									
				347	H	Northwestern St.	79	49									

Non-Div I Games:

Texas Tech

■ Loss, ■ Non-Conf, S Site, H Home A Away N Neutral

Average RPI Win:	239	WON-LOST	WINNING	LAST 10	STRENGTH OF	OPP. STRENGTH	TEAM	ADJ.	CONF.	ADJ CONF.
Average RPI Loss:	118	RECORD	PCT. RANK	GAMES	SCHEDULE	OF SCHEDULE	RPI	RPI	RPI	RPI
DIV. I ONLY	2- 5	253	2-5	223	133	274	274	12	12	
DIV. I NON-CONF.	2- 5	253	2-5	221	133	275	275	12	12	
TOTALS	RPI 1-25	RPI 26-50	W-L RECORDS	RPI 51-100	RPI 101-150	RPI 150+				
2- 5	0- 0	0- 0	OVERALL	0- 1	0- 3	2- 1				
1- 3	0- 0	0- 0	HOME	0- 0	0- 2	1- 1				
1- 2	0- 0	0- 0	AWAY	0- 1	0- 1	1- 0				
0- 0	0- 0	0- 0	NEUTRAL	0- 0	0- 0	0- 0				
2- 5	0- 0	0- 0	NON-CONFERENCE	0- 1	0- 3	2- 1				
1- 3	0- 0	0- 0	HOME	0- 0	0- 2	1- 1				
1- 2	0- 0	0- 0	AWAY	0- 1	0- 1	1- 0				
0- 0	0- 0	0- 0	NEUTRAL	0- 0	0- 0	0- 0				
0- 0	0- 0	0- 0	CONFERENCE	0- 0	0- 0	0- 0				
0- 0	0- 0	0- 0	HOME	0- 0	0- 0	0- 0				
0- 0	0- 0	0- 0	AWAY	0- 0	0- 0	0- 0				
0- 0	0- 0	0- 0	NEUTRAL	0- 0	0- 0	0- 0				

RPI 1-25				RPI 26-50				RPI 51-100				RPI 101+				Team's RPI: 274		
RPI	S	Opponent	Score	RPI	S	Opponent	Score	RPI	S	Opponent	Score	RPI	S	Opponent	Score			
								73	A	Notre Dame	51	54		107	H	Valparaiso	54	61
														112	A	Duquesne	74	79
														144	H	Memphis	76	83
														155	H	Dayton	42	60
														156	H	Belmont	53	48
														322	A	Georgia St.	74	48
EAST 10 Division I																		
														144	H	Memphis	76	83
														112	A	Duquesne	74	79
														156	H	Belmont	53	48
														107	H	Valparaiso	54	61

Non-Div I Games:

Toledo

Average RPI Win:	238	WON-LOST	WINNING	LAST 10	STRENGTH OF	OPP. STRENGTH	TEAM	ADJ.	CONF.	ADJ CONF.
Average RPI Loss:	152	RECORD	PCT. RANK	GAMES	SCHEDULE	OF SCHEDULE	RPI	RPI	RPI	RPI
DIV. I ONLY	3- 6	228	3-6	209	114	256	256	19	19	
DIV. I NON-CONF.	3- 6	229	3-6	209	114	257	257	19	19	
TOTALS	RPI 1-25	RPI 26-50	W-L RECORDS	RPI 51-100	RPI 101-150	RPI 150+				
3- 6	0- 1	0- 1	OVERALL	0- 1	0- 0	3- 3				
2- 2	0- 0	0- 0	HOME	0- 1	0- 0	2- 1				
0- 3	0- 0	0- 1	AWAY	0- 0	0- 0	0- 2				
1- 1	0- 1	0- 0	NEUTRAL	0- 0	0- 0	1- 0				
3- 6	0- 1	0- 1	NON-CONFERENCE	0- 1	0- 0	3- 3				
2- 2	0- 0	0- 0	HOME	0- 1	0- 0	2- 1				
0- 3	0- 0	0- 1	AWAY	0- 0	0- 0	0- 2				
1- 1	0- 1	0- 0	NEUTRAL	0- 0	0- 0	1- 0				
0- 0	0- 0	0- 0	CONFERENCE	0- 0	0- 0	0- 0				
0- 0	0- 0	0- 0	HOME	0- 0	0- 0	0- 0				
0- 0	0- 0	0- 0	AWAY	0- 0	0- 0	0- 0				
0- 0	0- 0	0- 0	NEUTRAL	0- 0	0- 0	0- 0				

RPI 1-25			RPI 26-50			RPI 51-100			RPI 101+			Team's RPI: 256
RPI	S	Opponent	Score	RPI	S	Opponent	Score	RPI	S	Opponent	Score	
17	N	Iowa	72 100	35	A	Rutgers	53 67	67	H	Temple	59 74	205 H Mt. St. Mary's 73 57
												212 A San Diego 67 81
												244 N Iona 75 58
												265 H American 63 60
												267 H Penn St. 67 73
												314 A San Diego St. 72 80
LAST 10 Division I												
35	A	Rutgers	53 67	67	H	Temple	59 74					
212	A	San Diego	67 81	244	N	Iona	75 58					
314	A	San Diego St.	72 80	17	N	Iowa	72 100					
267	H	Penn St.	67 73	265	H	American	63 60					
				205	H	Mt. St. Mary's	73 57					

Non-Div I Games:

Towson

Average RPI Win:	250	WON-LOST	WINNING	LAST 10	STRENGTH OF	OPP. STRENGTH	TEAM	ADJ.	CONF.	ADJ CONF.
Average RPI Loss:	17	RECORD	PCT. RANK	GAMES	SCHEDULE	OF SCHEDULE	RPI	RPI	RPI	RPI
DIV. I ONLY	4- 2	85	4-2	104	123	46	46	23	23	
DIV. I NON-CONF.	4- 2	83	4-2	104	124	46	46	23	23	
TOTALS	RPI 1-25	RPI 26-50	W-L RECORDS	RPI 51-100	RPI 101-150	RPI 150+				
4- 2	0- 2	0- 0	OVERALL	0- 0	0- 0	4- 0				
2- 0	0- 0	0- 0	HOME	0- 0	0- 0	2- 0				
2- 2	0- 2	0- 0	AWAY	0- 0	0- 0	2- 0				
0- 0	0- 0	0- 0	NEUTRAL	0- 0	0- 0	0- 0				
4- 2	0- 2	0- 0	NON-CONFERENCE	0- 0	0- 0	4- 0				
2- 0	0- 0	0- 0	HOME	0- 0	0- 0	2- 0				
2- 2	0- 2	0- 0	AWAY	0- 0	0- 0	2- 0				
0- 0	0- 0	0- 0	NEUTRAL	0- 0	0- 0	0- 0				
0- 0	0- 0	0- 0	CONFERENCE	0- 0	0- 0	0- 0				
0- 0	0- 0	0- 0	HOME	0- 0	0- 0	0- 0				
0- 0	0- 0	0- 0	AWAY	0- 0	0- 0	0- 0				
0- 0	0- 0	0- 0	NEUTRAL	0- 0	0- 0	0- 0				

RPI 1-25				RPI 26-50		Team's RPI: 46	RPI 51-100		RPI 101+	
RPI	S	Opponent	Score	RPI	S	Opponent	RPI	S	Opponent	Score
11	A	Mississippi St.	82 122						194	A Bethune-Cookman 68 62
22	A	Duke	85 99						200	A Samford 74 65
									264	H ETSU 79 61
									340	H Jacksonville St. 94 64
LAST 10 Division I										
264	H	ETSU	79 61	22	A	Duke	85 99			
194	A	Bethune-Cookman	68 62	11	A	Mississippi St.	82 122			
				340	H	Jacksonville St.	94 64			
				200	A	Samford	74 65			

Non-Div I Games: AUM 72 42 Fort Valley St. 101 52

Troy

Average RPI Win:	227	WON-LOST	WINNING	LAST 10	STRENGTH OF	OPP. STRENGTH	TEAM	ADJ.	CONF.	ADJ CONF.
Average RPI Loss:	103	RECORD	PCT. RANK	GAMES	SCHEDULE	OF SCHEDULE	RPI	RPI	RPI	RPI
DIV. I ONLY	4- 6	215	4-6	103	155	181	181	9	9	
DIV. I NON-CONF.	4- 6	217	4-6	103	154	180	180	9	9	
TOTALS	RPI 1-25	RPI 26-50	W-L RECORDS	RPI 51-100	RPI 101-150	RPI 150+				
4- 6	0- 0	0- 2	OVERALL	0- 2	0- 1	4- 1				
2- 4	0- 0	0- 1	HOME	0- 1	0- 1	2- 1				
2- 0	0- 0	0- 0	AWAY	0- 0	0- 0	2- 0				
0- 2	0- 0	0- 1	NEUTRAL	0- 1	0- 0	0- 0				
4- 6	0- 0	0- 2	NON-CONFERENCE	0- 2	0- 1	4- 1				
2- 4	0- 0	0- 1	HOME	0- 1	0- 1	2- 1				
2- 0	0- 0	0- 0	AWAY	0- 0	0- 0	2- 0				
0- 2	0- 0	0- 1	NEUTRAL	0- 1	0- 0	0- 0				
0- 0	0- 0	0- 0	CONFERENCE	0- 0	0- 0	0- 0				
0- 0	0- 0	0- 0	HOME	0- 0	0- 0	0- 0				
0- 0	0- 0	0- 0	AWAY	0- 0	0- 0	0- 0				
0- 0	0- 0	0- 0	NEUTRAL	0- 0	0- 0	0- 0				

RPI S	Opponent	Score	RPI S	Opponent	Score	RPI S	Opponent	Score	RPI S	Opponent	Score	Team's RPI: 181
37 N	Charlotte	56 60	45 H	LSU	54 59	70 H	Middle Tenn.	62 64	118 H	Alabama	56 66	
						88 N	Boston College	76 89	151 A	Washington	64 62	
									184 A	Southern Miss.	62 58	
									259 H	South Alabama	53 62	
									266 H	Jackson St.	82 46	
									308 H	Central Ark.	65 38	
LAST 10 Division I												
184 A	Southern Miss.	62 58	259 H	South Alabama	53 62							
37 N	Charlotte	56 60	45 H	LSU	54 59							
88 N	Boston College	76 89	70 H	Middle Tenn.	62 64							
118 H	Alabama	56 66	151 A	Washington	64 62							
308 H	Central Ark.	65 38	266 H	Jackson St.	82 46							

Non-Div I Games:

Tulane

Average RPI Win:	267	WON-LOST	WINNING	LAST 10	STRENGTH OF	OPP. STRENGTH	TEAM	ADJ.	CONF.	ADJ CONF.
Average RPI Loss:	81	RECORD	PCT. RANK	GAMES	SCHEDULE	OF SCHEDULE	RPI	RPI	RPI	RPI
DIV. I ONLY	3- 7	244	3-7	119	131	241	241	9	9	
DIV. I NON-CONF.	3- 7	246	3-7	119	131	242	242	9	9	
TOTALS	RPI 1-25	RPI 26-50	W-L RECORDS	RPI 51-100	RPI 101-150	RPI 150+				
3- 7	0- 0	0- 5	OVERALL	0- 0	0- 1	3- 1				
3- 2	0- 0	0- 1	HOME	0- 0	0- 1	3- 0				
0- 3	0- 0	0- 2	AWAY	0- 0	0- 0	0- 1				
0- 2	0- 0	0- 2	NEUTRAL	0- 0	0- 0	0- 0				
3- 7	0- 0	0- 5	NON-CONFERENCE	0- 0	0- 1	3- 1				
3- 2	0- 0	0- 1	HOME	0- 0	0- 1	3- 0				
0- 3	0- 0	0- 2	AWAY	0- 0	0- 0	0- 1				
0- 2	0- 0	0- 2	NEUTRAL	0- 0	0- 0	0- 0				
0- 0	0- 0	0- 0	CONFERENCE	0- 0	0- 0	0- 0				
0- 0	0- 0	0- 0	HOME	0- 0	0- 0	0- 0				
0- 0	0- 0	0- 0	AWAY	0- 0	0- 0	0- 0				
0- 0	0- 0	0- 0	NEUTRAL	0- 0	0- 0	0- 0				

RPI 1-25				RPI 26-50				RPI 51-100				RPI 101+				Team's RPI: 241	
RPI	S	Opponent	Score	RPI	S	Opponent	Score	RPI	S	Opponent	Score	RPI	S	Opponent	Score		
				28	A	Abilene Christian	63 73					142	H	SFA	63 67		
				31	A	Arkansas	41 91					229	H	Oral Roberts	67 65		
				32	H	Oklahoma St.	48 78					251	A	Little Rock	51 63		
				38	N	Western Ky.	63 76					261	H	Arkansas St.	79 77		
				48	N	Marquette	60 61					310	H	LMU (CA)	75 56		
LAST 10 Division I																	
				251	A	Little Rock	51 63			31	A	Arkansas	41 91				
				28	A	Abilene Christian	63 73			229	H	Oral Roberts	67 65				
				48	N	Marquette	60 61			32	H	Oklahoma St.	48 78				
				38	N	Western Ky.	63 76			261	H	Arkansas St.	79 77				
				310	H	LMU (CA)	75 56			142	H	SFA	63 67				

Non-Div I Games:

Tulsa

Average RPI Win:	223	WON-LOST	WINNING	LAST 10	STRENGTH OF	OPP. STRENGTH	TEAM	ADJ.	CONF.	ADJ CONF.
Average RPI Loss:	89	RECORD	PCT. RANK	GAMES	SCHEDULE	OF SCHEDULE	RPI	RPI	RPI	RPI
DIV. I ONLY	4- 3	131	4-3	288	30	222	222	13	13	
DIV. I NON-CONF.	4- 3	131	4-3	289	30	222	222	13	13	
TOTALS	RPI 1-25	RPI 26-50	W-L RECORDS	RPI 51-100	RPI 101-150	RPI 150+				
4- 3	0- 0	0- 0	OVERALL	0- 2	1- 1	3- 0				
4- 1	0- 0	0- 0	HOME	0- 1	1- 0	3- 0				
0- 2	0- 0	0- 0	AWAY	0- 1	0- 1	0- 0				
0- 0	0- 0	0- 0	NEUTRAL	0- 0	0- 0	0- 0				
4- 3	0- 0	0- 0	NON-CONFERENCE	0- 2	1- 1	3- 0				
4- 1	0- 0	0- 0	HOME	0- 1	1- 0	3- 0				
0- 2	0- 0	0- 0	AWAY	0- 1	0- 1	0- 0				
0- 0	0- 0	0- 0	NEUTRAL	0- 0	0- 0	0- 0				
0- 0	0- 0	0- 0	CONFERENCE	0- 0	0- 0	0- 0				
0- 0	0- 0	0- 0	HOME	0- 0	0- 0	0- 0				
0- 0	0- 0	0- 0	AWAY	0- 0	0- 0	0- 0				
0- 0	0- 0	0- 0	NEUTRAL	0- 0	0- 0	0- 0				

RPI 1-25			RPI 26-50			RPI 51-100			RPI 101+			Team's RPI: 222
RPI	S	Opponent	Score	RPI	S	Opponent	Score	RPI	S	Opponent	Score	
						51	A Oklahoma	75	82	115	H Auburn	80 75
						72	H Boise St.	81	83	144	A Memphis	52 77
										200	H Samford	76 69
										259	H South Alabama	77 61
										319	H McNeese	97 70
LAST 10 Division I												
						200	H Samford	76	69	144	A Memphis	52 77
						319	H McNeese	97	70	259	H South Alabama	77 61
						115	H Auburn	80	75			
						72	H Boise St.	81	83			
						51	A Oklahoma	75	82			

Non-Div I Games: Ala.-Huntsville 74 57

UAB

Average RPI Win:	236	WON-LOST	WINNING	LAST 10	STRENGTH OF	OPP. STRENGTH	TEAM	ADJ.	CONF.	ADJ CONF.
Average RPI Loss:	143	RECORD	PCT. RANK	GAMES	SCHEDULE	OF SCHEDULE	RPI	RPI	RPI	RPI
DIV. I ONLY	4- 5	188	4-5	302	154	272	272	24	24	
DIV. I NON-CONF.	4- 5	188	4-5	302	153	273	273	24	24	
TOTALS	RPI 1-25	RPI 26-50	W-L RECORDS	RPI 51-100	RPI 101-150	RPI 150+				
4- 5	0- 0	0- 0	OVERALL	1- 0	0- 3	3- 2				
3- 2	0- 0	0- 0	HOME	1- 0	0- 1	2- 1				
1- 3	0- 0	0- 0	AWAY	0- 0	0- 2	1- 1				
0- 0	0- 0	0- 0	NEUTRAL	0- 0	0- 0	0- 0				
4- 5	0- 0	0- 0	NON-CONFERENCE	1- 0	0- 3	3- 2				
3- 2	0- 0	0- 0	HOME	1- 0	0- 1	2- 1				
1- 3	0- 0	0- 0	AWAY	0- 0	0- 2	1- 1				
0- 0	0- 0	0- 0	NEUTRAL	0- 0	0- 0	0- 0				
0- 0	0- 0	0- 0	CONFERENCE	0- 0	0- 0	0- 0				
0- 0	0- 0	0- 0	HOME	0- 0	0- 0	0- 0				
0- 0	0- 0	0- 0	AWAY	0- 0	0- 0	0- 0				
0- 0	0- 0	0- 0	NEUTRAL	0- 0	0- 0	0- 0				

RPI 1-25			RPI 26-50			RPI 51-100			RPI 101+			Team's RPI: 272
RPI	S	Opponent	Score	RPI	S	Opponent	Score	RPI	S	Opponent	Score	
						95 H San Francisco	79 67			116 A Montana St.	65 77	
										121 H Santa Clara	61 62	
										140 A Saint Mary's (CA)	74 83	
										164 A Fresno St.	65 73	
										175 H Portland St.	70 76	
										216 H Boston U.	75 68	
										282 A Northern Ariz.	71 61	
										351 H Sacramento St.	77 75	
LAST 10 Division I												
						95 H San Francisco	79 67			282 A Northern Ariz.	71 61	
						140 A Saint Mary's (CA)	74 83			216 H Boston U.	75 68	
						121 H Santa Clara	61 62			175 H Portland St.	70 76	
						164 A Fresno St.	65 73			351 H Sacramento St.	77 75	
						116 A Montana St.	65 77					

Non-Div I Games:

UC Davis

■ Loss,
 ■ Non-Conf, S Site,
 ■ Home
 ■ Away
 N Neutral

U
C
I
r
v
i
n
eU
C
I
r
v
i
n
e

UC Irvine

UC Riverside

Through Games Of Dec. 12, 2019

Average RPI Win:	292	WON-LOST	WINNING	LAST 10	STRENGTH OF	OPP. STRENGTH	TEAM	ADJ.	CONF.	ADJ CONF.
Average RPI Loss:	141	RECORD	PCT. RANK	GAMES	SCHEDULE	OF SCHEDULE	RPI	RPI	RPI	RPI
DIV. I ONLY	3- 7	244	3-7	206	228	262	262	24	24	
DIV. I NON-CONF.	3- 7	246	3-7	206	228	263	263	24	24	
TOTALS	RPI 1-25	RPI 26-50	W-L RECORDS	RPI 51-100	RPI 101-150	RPI 150+				
3- 7	0- 0	0- 0	OVERALL	0- 4	0- 0	3- 3				
2- 2	0- 0	0- 0	HOME	0- 1	0- 0	2- 1				
1- 5	0- 0	0- 0	AWAY	0- 3	0- 0	1- 2				
0- 0	0- 0	0- 0	NEUTRAL	0- 0	0- 0	0- 0				
3- 7	0- 0	0- 0	NON-CONFERENCE	0- 4	0- 0	3- 3				
2- 2	0- 0	0- 0	HOME	0- 1	0- 0	2- 1				
1- 5	0- 0	0- 0	AWAY	0- 3	0- 0	1- 2				
0- 0	0- 0	0- 0	NEUTRAL	0- 0	0- 0	0- 0				
0- 0	0- 0	0- 0	CONFERENCE	0- 0	0- 0	0- 0				
0- 0	0- 0	0- 0	HOME	0- 0	0- 0	0- 0				
0- 0	0- 0	0- 0	AWAY	0- 0	0- 0	0- 0				
0- 0	0- 0	0- 0	NEUTRAL	0- 0	0- 0	0- 0				

RPI S	Opponent	Score	RPI S	Opponent	Score	RPI S	Opponent	Score	RPI S	Opponent	Score	Team's RPI: 262
						60	A Arizona	27 70	198	A UTEP	50 63	
						61	A California	61 84	210	H Weber St.	54 64	
						76	H Southern California	59 76	211	H California Baptist	80 64	
						96	A New Mexico	70 80	286	A Colorado St.	40 52	
									325	A New Mexico St.	60 58	
									341	H Utah Valley	67 53	
LAST 10 Division I												
211	H California Baptist	80 64	286	A Colorado St.	40 52							
76	H Southern California	59 76	60	A Arizona	27 70							
198	A UTEP	50 63	210	H Weber St.	54 64							
325	A New Mexico St.	60 58	341	H Utah Valley	67 53							
96	A New Mexico	70 80	61	A California	61 84							

Non-Div I Games:

UC Riverside

 Loss,
 Non-Conf,
 S Site,
 H Home
 A Away
N Neutral

Average RPI Win: 264		WON-LOST	WINNING	LAST 10	STRENGTH OF	OPP. STRENGTH	TEAM	ADJ.	CONF.	ADJ CONF.
Average RPI Loss: 139		RECORD	PCT. RANK	GAMES	SCHEDULE	OF SCHEDULE	RPI	RPI	RPI	RPI
DIV. I ONLY		4- 5	188	4-5	264	213	270	270	24	24
DIV. I NON-CONF.		4- 5	188	4-5	263	213	272	272	24	24
TOTALS		RPI 1-25	RPI 26-50	W-L RECORDS	RPI 51-100	RPI 101-150	RPI 150+			
4- 5	0- 0		0- 1	OVERALL	1- 0	0- 2	3- 2			
3- 2	0- 0		0- 1	HOME	1- 0	0- 0	2- 1			
0- 2	0- 0		0- 0	AWAY	0- 0	0- 1	0- 1			
1- 1	0- 0		0- 0	NEUTRAL	0- 0	0- 1	1- 0			
4- 5	0- 0		0- 1	NON-CONFERENCE	1- 0	0- 2	3- 2			
3- 2	0- 0		0- 1	HOME	1- 0	0- 0	2- 1			
0- 2	0- 0		0- 0	AWAY	0- 0	0- 1	0- 1			
1- 1	0- 0		0- 0	NEUTRAL	0- 0	0- 1	1- 0			
0- 0	0- 0		0- 0	CONFERENCE	0- 0	0- 0	0- 0			
0- 0	0- 0		0- 0	HOME	0- 0	0- 0	0- 0			
0- 0	0- 0		0- 0	AWAY	0- 0	0- 0	0- 0			
0- 0	0- 0		0- 0	NEUTRAL	0- 0	0- 0	0- 0			

RPI 1-25				RPI 26-50				RPI 51-100				RPI 101+				Team's RPI: 270	
RPI	S	Opponent	Score	RPI	S	Opponent	Score	RPI	S	Opponent	Score	RPI	S	Opponent	Score		
				39	H	Pacific	53 63	76	H	Southern California	57 46	140	A	Saint Mary's (CA)	43 64		
												142	N	SFA	56 67		
												165	H	San Jose St.	70 73		
												211	A	California Baptist	81 85		
												314	H	San Diego St.	64 52		
												323	N	Chicago St.	96 65		
												341	H	Utah Valley	59 51		
EAST 10 Division I																	
				39	H	Pacific	53 63	323	N	Chicago St.	96 65						
				165	H	San Jose St.	70 73	142	N	SFA	56 67						
				140	A	Saint Mary's (CA)	43 64	314	H	San Diego St.	64 52						
				341	H	Utah Valley	59 51	211	A	California Baptist	81 85						
								76	H	Southern California	57 46						

Non-Div I Games:

UC Santa Barbara

Loss, Non-Conf, S Site, H Home A Away N Neutral

Average RPI Win:	211	WON-LOST	WINNING	LAST 10	STRENGTH OF	OPP. STRENGTH	TEAM	ADJ.	CONF.	ADJ CONF.
Average RPI Loss:	74	RECORD	PCT. RANK	GAMES	SCHEDULE	OF SCHEDULE	RPI	RPI	RPI	RPI
DIV. I ONLY	4- 4	163	4-4	62	185	99	99	9	9	
DIV. I NON-CONF.	4- 4	162	4-4	61	184	99	99	9	9	
TOTALS	RPI 1-25	RPI 26-50	W-L RECORDS	RPI 51-100	RPI 101-150	RPI 150+				
4- 4	0- 1	0- 1	OVERALL	0- 1	1- 0	3- 1				
3- 0	0- 0	0- 0	HOME	0- 0	0- 0	3- 0				
1- 2	0- 1	0- 0	AWAY	0- 0	1- 0	0- 1				
0- 2	0- 0	0- 1	NEUTRAL	0- 1	0- 0	0- 0				
4- 4	0- 1	0- 1	NON-CONFERENCE	0- 1	1- 0	3- 1				
3- 0	0- 0	0- 0	HOME	0- 0	0- 0	3- 0				
1- 2	0- 1	0- 0	AWAY	0- 0	1- 0	0- 1				
0- 2	0- 0	0- 1	NEUTRAL	0- 1	0- 0	0- 0				
0- 0	0- 0	0- 0	CONFERENCE	0- 0	0- 0	0- 0				
0- 0	0- 0	0- 0	HOME	0- 0	0- 0	0- 0				
0- 0	0- 0	0- 0	AWAY	0- 0	0- 0	0- 0				
0- 0	0- 0	0- 0	NEUTRAL	0- 0	0- 0	0- 0				

RPI 1-25				RPI 26-50				RPI 51-100				Team's RPI: 99	RPI 101+			
RPI	S	Opponent	Score	RPI	S	Opponent	Score	RPI	S	Opponent	Score		RPI	S	Opponent	Score
19	A	FGCU	50 72	47	N	UCLA	56 61	75	N	James Madison	43 46		142	A	SFA	63 57
													156	A	Belmont	37 72
													189	H	Stetson	66 40
													218	H	Delaware	75 49
													296	H	Pittsburgh	74 58
LAST 10 Division I																
				75	N	James Madison	43 46	189	H	Stetson	66 40					
				47	N	UCLA	56 61	218	H	Delaware	75 49					
				296	H	Pittsburgh	74 58	142	A	SFA	63 57					
								19	A	FGCU	50 72					
								156	A	Belmont	37 72					

Non-Div I Games:

UCF

Average RPI Win:	175	WON-LOST	WINNING	LAST 10	STRENGTH OF	OPP. STRENGTH	TEAM	ADJ.	CONF.	ADJ CONF.
Average RPI Loss:	0	RECORD	PCT. RANK	GAMES	SCHEDULE	OF SCHEDULE	RPI	RPI	RPI	RPI
DIV. I ONLY	8- 0	1	8-0	287	39	47	47	1	1	
DIV. I NON-CONF.	8- 0	1	8-0	288	39	47	47	1	1	
TOTALS	RPI 1-25	RPI 26-50	W-L RECORDS	RPI 51-100	RPI 101-150	RPI 150+				
8- 0	1- 0	0- 0	OVERALL	2- 0	0- 0	5- 0				
5- 0	0- 0	0- 0	HOME	1- 0	0- 0	4- 0				
2- 0	1- 0	0- 0	AWAY	0- 0	0- 0	1- 0				
1- 0	0- 0	0- 0	NEUTRAL	1- 0	0- 0	0- 0				
8- 0	1- 0	0- 0	NON-CONFERENCE	2- 0	0- 0	5- 0				
5- 0	0- 0	0- 0	HOME	1- 0	0- 0	4- 0				
2- 0	1- 0	0- 0	AWAY	0- 0	0- 0	1- 0				
1- 0	0- 0	0- 0	NEUTRAL	1- 0	0- 0	0- 0				
0- 0	0- 0	0- 0	CONFERENCE	0- 0	0- 0	0- 0				
0- 0	0- 0	0- 0	HOME	0- 0	0- 0	0- 0				
0- 0	0- 0	0- 0	AWAY	0- 0	0- 0	0- 0				
0- 0	0- 0	0- 0	NEUTRAL	0- 0	0- 0	0- 0				

RPI 1-25				RPI 26-50				Team's RPI: 47				RPI 51-100				RPI 101+			
RPI	S	Opponent	Score	RPI	S	Opponent	Score	RPI	S	Opponent	Score	RPI	S	Opponent	Score	RPI	S	Opponent	Score
24	A	Virginia	73 62									56	H	Yale	100 65	193	H	Northern Colo.	92 58
												99	N	UCF	61 56	210	H	Weber St.	85 45
																231	A	CSUN	58 44
																278	H	Long Beach St.	86 51
																310	H	LMU (CA)	74 52
LAST 10 Division I																			
231	A	CSUN	58 44	24	A	Virginia	73 62	193	H	Northern Colo.	92 58	278	H	Long Beach St.	86 51	310	H	LMU (CA)	74 52
99	N	UCF	61 56	56	H	Yale	100 65	210	H	Weber St.	85 45								

Non-Div I Games:

UCLA

RPI 1-25				RPI 26-50				RPI 51-100				RPI 101+				Team's RPI: 331	
RPI	S	Opponent	Score	RPI	S	Opponent	Score	RPI	S	Opponent	Score	RPI	S	Opponent	Score		
												113	A	Syracuse	48	82	
												138	N	La Salle	58	74	
												172	A	William & Mary	48	76	
												190	N	Kennesaw St.	44	59	
												195	A	Wagner	60	67	
												205	A	Mt. St. Mary's	61	71	
												243	H	Howard	61	72	
												309	H	Coppin St.	71	48	
EAST 10 Division I																	
				205	A	Mt. St. Mary's	61	71	113	A	Syracuse	48	82				
				195	A	Wagner	60	67	190	N	Kennesaw St.	44	59				
				309	H	Coppin St.	71	48	138	N	La Salle	58	74				
				243	H	Howard	61	72	172	A	William & Mary	48	76				

UMBC

Page 307

Average RPI Win:	0	WON-LOST	WINNING	LAST 10	STRENGTH OF	OPP. STRENGTH	TEAM	ADJ.	CONF.	ADJ CONF.
Average RPI Loss:	122	RECORD	PCT. RANK	GAMES	SCHEDULE	OF SCHEDULE	RPI	RPI	RPI	RPI
DIV. I ONLY	0- 7	334	0-7	43	222	273	273	31	31	
DIV. I NON-CONF.	0- 7	334	0-7	42	222	274	274	31	31	
TOTALS	RPI 1-25	RPI 26-50	W-L RECORDS	RPI 51-100	RPI 101-150	RPI 150+				
0- 7	0- 0	0- 2	OVERALL	0- 1	0- 2	0- 2				
0- 1	0- 0	0- 1	HOME	0- 0	0- 0	0- 0				
0- 6	0- 0	0- 1	AWAY	0- 1	0- 2	0- 2				
0- 0	0- 0	0- 0	NEUTRAL	0- 0	0- 0	0- 0				
0- 7	0- 0	0- 2	NON-CONFERENCE	0- 1	0- 2	0- 2				
0- 1	0- 0	0- 1	HOME	0- 0	0- 0	0- 0				
0- 6	0- 0	0- 1	AWAY	0- 1	0- 2	0- 2				
0- 0	0- 0	0- 0	NEUTRAL	0- 0	0- 0	0- 0				
0- 0	0- 0	0- 0	CONFERENCE	0- 0	0- 0	0- 0				
0- 0	0- 0	0- 0	HOME	0- 0	0- 0	0- 0				
0- 0	0- 0	0- 0	AWAY	0- 0	0- 0	0- 0				
0- 0	0- 0	0- 0	NEUTRAL	0- 0	0- 0	0- 0				

RPI 1-25			RPI 26-50			RPI 51-100			RPI 101+			Team's RPI: 273
RPI	S	Opponent	Score	RPI	S	Opponent	Score	RPI	S	Opponent	Score	
43	A	Virginia Tech	43 86	49	H	Richmond	52 64	53	A	Old Dominion	39 48	113 A Syracuse 50 65
												126 A UNC Greensboro 48 86
												172 A William & Mary 50 78
												295 A East Carolina 42 57
LAST 10 Division I												
53	A	Old Dominion	39 48	49	H	Richmond	52 64	295	A	East Carolina	42 57	
172	A	William & Mary	50 78	43	A	Virginia Tech	43 86	126	A	UNC Greensboro	48 86	
				113	A	Syracuse	50 65					

Non-Div I Games: Greensboro 65 48 Wesley 75 29

UMES

Loss, Non-Conf, S Site, H Home A Away N Neutral

Average RPI Win:	199	WON-LOST	WINNING	LAST 10	STRENGTH OF	OPP. STRENGTH	TEAM	ADJ.	CONF.	ADJ CONF.
Average RPI Loss:	96	RECORD	PCT. RANK	GAMES	SCHEDULE	OF SCHEDULE	RPI	RPI	RPI	RPI
DIV. I ONLY	4- 5	188	4-5	60	141	124	124	32	32	
DIV. I NON-CONF.	4- 5	188	4-5	59	141	123	123	32	32	
TOTALS	RPI 1-25	RPI 26-50	W-L RECORDS	RPI 51-100	RPI 101-150	RPI 150+				
4- 5	0- 1	0- 1	OVERALL	0- 1	0- 1	4- 1				
3- 2	0- 0	0- 0	HOME	0- 1	0- 1	3- 0				
1- 3	0- 1	0- 1	AWAY	0- 0	0- 0	1- 1				
0- 0	0- 0	0- 0	NEUTRAL	0- 0	0- 0	0- 0				
4- 5	0- 1	0- 1	NON-CONFERENCE	0- 1	0- 1	4- 1				
3- 2	0- 0	0- 0	HOME	0- 1	0- 1	3- 0				
1- 3	0- 1	0- 1	AWAY	0- 0	0- 0	1- 1				
0- 0	0- 0	0- 0	NEUTRAL	0- 0	0- 0	0- 0				
0- 0	0- 0	0- 0	CONFERENCE	0- 0	0- 0	0- 0				
0- 0	0- 0	0- 0	HOME	0- 0	0- 0	0- 0				
0- 0	0- 0	0- 0	AWAY	0- 0	0- 0	0- 0				
0- 0	0- 0	0- 0	NEUTRAL	0- 0	0- 0	0- 0				

RPI 1-25			RPI 26-50			RPI 51-100			RPI 101+			Team's RPI: 124
RPI	S	Opponent	Score	RPI	S	Opponent	Score	RPI	S	Opponent	Score	
2	A	Missouri St.	58 83	39	A	Pacific	60 89	63	H	Loyola Chicago	67 72	102 H Davidson 64 74
												169 H Missouri 59 56
												173 A George Mason 64 58
												175 H Portland St. 87 69
												276 A Omaha 53 57
												279 H Denver 83 79
LAST 10 Division I												
169	H	Missouri	59 56	63	H	Loyola Chicago	67 72					
276	A	Omaha	53 57	102	H	Davidson	64 74					
2	A	Missouri St.	58 83	175	H	Portland St.	87 69					
173	A	George Mason	64 58	39	A	Pacific	60 89					
				279	H	Denver	83 79					

Non-Div I Games: Rockhurst 78 60

UMKC

■ Loss,
 ■ Non-Conf,
 ■ S Site,
 ■ H Home
 ■ A Away
 N Neutral

UMass Lowell

Through Games Of Dec. 12, 2019

Average RPI Win:	331	WON-LOST	WINNING	LAST 10	STRENGTH OF	OPP. STRENGTH	TEAM	ADJ.	CONF.	ADJ CONF.
Average RPI Loss:	85	RECORD	PCT. RANK	GAMES	SCHEDULE	OF SCHEDULE	RPI	RPI	RPI	RPI
DIV. I ONLY	3- 7	244	3-7	169	194	233	233	27	27	
DIV. I NON-CONF.	3- 7	246	3-7	168	193	233	233	27	27	
TOTALS	RPI 1-25	RPI 26-50	W-L RECORDS	RPI 51-100	RPI 101-150	RPI 150+				
3- 7	0- 0	0- 1	OVERALL	0- 4	0- 1	3- 1				
1- 3	0- 0	0- 0	HOME	0- 1	0- 1	1- 1				
2- 4	0- 0	0- 1	AWAY	0- 3	0- 0	2- 0				
0- 0	0- 0	0- 0	NEUTRAL	0- 0	0- 0	0- 0				
3- 7	0- 0	0- 1	NON-CONFERENCE	0- 4	0- 1	3- 1				
1- 3	0- 0	0- 0	HOME	0- 1	0- 1	1- 1				
2- 4	0- 0	0- 1	AWAY	0- 3	0- 0	2- 0				
0- 0	0- 0	0- 0	NEUTRAL	0- 0	0- 0	0- 0				
0- 0	0- 0	0- 0	CONFERENCE	0- 0	0- 0	0- 0				
0- 0	0- 0	0- 0	HOME	0- 0	0- 0	0- 0				
0- 0	0- 0	0- 0	AWAY	0- 0	0- 0	0- 0				
0- 0	0- 0	0- 0	NEUTRAL	0- 0	0- 0	0- 0				

RPI 1-25				RPI 26-50				RPI 51-100				RPI 101+				Team's RPI: 233	
RPI	S	Opponent	Score	RPI	S	Opponent	Score	RPI	S	Opponent	Score	RPI	S	Opponent	Score		
				33	A	Kansas	44 79	56	H	Yale	59 67	130	H	Cornell	56 70		
								57	A	Providence	38 63	163	H	Massachusetts	58 74		
								65	A	Colgate	51 73	315	A	Bryant	55 35		
								88	A	Boston College	46 89	336	H	LIU Brooklyn	65 56		
												342	A	Central Conn. St.	56 54		
LAST 10 Division I																	
				336	H	LIU Brooklyn	65 56	56	H	Yale	59 67						
				342	A	Central Conn. St.	56 54	33	A	Kansas	44 79						
				315	A	Bryant	55 35	163	H	Massachusetts	58 74						
				130	H	Cornell	56 70	65	A	Colgate	51 73						
				57	A	Providence	38 63	88	A	Boston College	46 89						

Non-Div I Games:

UMass Lowell

 Loss,
 Non-Conf,
 S Site,
 H Home
 A Away
 N Neutral

UNC Asheville

Through Games Of Dec. 12, 2019

Average RPI Win:	308	WON-LOST	WINNING	LAST 10	STRENGTH OF	OPP. STRENGTH	TEAM	ADJ.	CONF.	ADJ CONF.
Average RPI Loss:	126	RECORD	PCT. RANK	GAMES	SCHEDULE	OF SCHEDULE	RPI	RPI	RPI	RPI
DIV. I ONLY	3- 1	60	3-1	346	266	285	285	30	30	
DIV. I NON-CONF.	3- 1	61	3-1	347	267	286	286	30	30	
TOTALS	RPI 1-25	RPI 26-50	W-L RECORDS	RPI 51-100	RPI 101-150	RPI 150+				
3- 1	0- 0	0- 0	OVERALL	0- 0	0- 1	3- 0				
1- 1	0- 0	0- 0	HOME	0- 0	0- 1	1- 0				
2- 0	0- 0	0- 0	AWAY	0- 0	0- 0	2- 0				
0- 0	0- 0	0- 0	NEUTRAL	0- 0	0- 0	0- 0				
3- 1	0- 0	0- 0	NON-CONFERENCE	0- 0	0- 1	3- 0				
1- 1	0- 0	0- 0	HOME	0- 0	0- 1	1- 0				
2- 0	0- 0	0- 0	AWAY	0- 0	0- 0	2- 0				
0- 0	0- 0	0- 0	NEUTRAL	0- 0	0- 0	0- 0				
0- 0	0- 0	0- 0	CONFERENCE	0- 0	0- 0	0- 0				
0- 0	0- 0	0- 0	HOME	0- 0	0- 0	0- 0				
0- 0	0- 0	0- 0	AWAY	0- 0	0- 0	0- 0				
0- 0	0- 0	0- 0	NEUTRAL	0- 0	0- 0	0- 0				

RPI 1-25			RPI 26-50			RPI 51-100			RPI 101+			Team's RPI: 285
RPI	S	Opponent	Score	RPI	S	Opponent	Score	RPI	S	Opponent	Score	
								126	H	UNC Greensboro	40	67
								264	A	ETSU	72	54
								313	A	Western Caro.	64	47
								346	H	South Carolina St.	82	51
LAST 10 Division I												
				346	H	South Carolina St.	82	51				
				126	H	UNC Greensboro	40	67				
				264	A	ETSU	72	54				
				313	A	Western Caro.	64	47				

Non-Div I Games: Montreat 89 45 Lenoir-Rhyne 68 48

UNC Asheville

Loss, Non-Conf, S Site, H Home A Away N Neutral

UNC Greensboro

Through Games Of Dec. 12, 2019

Average RPI Win:	259	WON-LOST	WINNING	LAST 10	STRENGTH OF	OPP. STRENGTH	TEAM	ADJ.	CONF.	ADJ CONF.
Average RPI Loss:	109	RECORD	PCT. RANK	GAMES	SCHEDULE	OF SCHEDULE	RPI	RPI	RPI	RPI
DIV. I ONLY	5- 4	146	5-4	171	231	126	126	26	26	
DIV. I NON-CONF.	5- 4	145	5-4	170	231	125	125	26	26	
TOTALS	RPI 1-25	RPI 26-50	W-L RECORDS	RPI 51-100	RPI 101-150	RPI 150+				
5- 4	0- 0	0- 1	OVERALL	0- 1	0- 0	5- 2				
2- 1	0- 0	0- 1	HOME	0- 0	0- 0	2- 0				
3- 3	0- 0	0- 0	AWAY	0- 1	0- 0	3- 2				
0- 0	0- 0	0- 0	NEUTRAL	0- 0	0- 0	0- 0				
5- 4	0- 0	0- 1	NON-CONFERENCE	0- 1	0- 0	5- 2				
2- 1	0- 0	0- 1	HOME	0- 0	0- 0	2- 0				
3- 3	0- 0	0- 0	AWAY	0- 1	0- 0	3- 2				
0- 0	0- 0	0- 0	NEUTRAL	0- 0	0- 0	0- 0				
0- 0	0- 0	0- 0	CONFERENCE	0- 0	0- 0	0- 0				
0- 0	0- 0	0- 0	HOME	0- 0	0- 0	0- 0				
0- 0	0- 0	0- 0	AWAY	0- 0	0- 0	0- 0				
0- 0	0- 0	0- 0	NEUTRAL	0- 0	0- 0	0- 0				

RPI 1-25			RPI 26-50			RPI 51-100			RPI 101+			Team's RPI: 126
RPI	S	Opponent	Score	RPI	S	Opponent	Score	RPI	S	Opponent	Score	
49	H	Richmond	62 70	83	A	N.C. A&T	48 57	152	A	Campbell	64 72	
								153	A	Coastal Caro.	54 63	
								206	A	Liberty	58 53	
								209	A	Wake Forest	67 65	
								273	H	UMES	86 48	
								285	A	UNC Asheville	67 40	
								322	H	Georgia St.	64 49	
LAST 10 Division I												
83	A	N.C. A&T	48 57	322	H	Georgia St.	64 49					
153	A	Coastal Caro.	54 63	152	A	Campbell	64 72					
209	A	Wake Forest	67 65	285	A	UNC Asheville	67 40					
49	H	Richmond	62 70	206	A	Liberty	58 53					
				273	H	UMES	86 48					

Non-Div I Games: Erskine 106 44

UNC Greensboro

Loss, Non-Conf, S Site, H Home A Away N Neutral

RPI 1-25				RPI 26-50				RPI 51-100				RPI 101+				Team's RPI: 275
RPI	S	Opponent	Score	RPI	S	Opponent	Score	RPI	S	Opponent	Score	RPI	S	Opponent	Score	
16	A	NC State	40 80									153	H	Coastal Caro.	43 62	
												190	H	Kennesaw St.	56 58	
												209	A	Wake Forest	55 65	
												268	A	Presbyterian	70 60	
												307	A	Longwood	58 59	
												346	H	South Carolina St.	84 46	
LAST 10 Division I																
153	H	Coastal Caro.	43 62					190	H	Kennesaw St.	56 58					
268	A	Presbyterian	70 60					346	H	South Carolina St.	84 46					
								307	A	Longwood	58 59					
								16	A	NC State	40 80					
								209	A	Wake Forest	55 65					

UNCW

Page 313

Through Games of Dec. 11, 1919										
Average RPI Win:	175	WON-LOST	WINNING	LAST 10	STRENGTH OF	OPP. STRENGTH	TEAM	ADJ.	CONF.	ADJ CONF.
Average RPI Loss:	46	RECORD	PCT. RANK	GAMES	SCHEDULE	OF SCHEDULE	RPI	RPI	RPI	RPI
DIV. I ONLY	5- 3	106	5-3	110	12	54	54	4	4	
DIV. I NON-CONF.	5- 3	105	5-3	110	12	55	55	4	4	

TOTALS	RPI 1-25	RPI 26-50		W-L RECORDS		RPI 51-100	RPI 101-150	RPI 150+		
5- 3	1- 2	0- 0		OVERALL		0- 0	1- 1	3- 0		
2- 0	1- 0	0- 0		HOME		0- 0	0- 0	1- 0		
3- 1	0- 1	0- 0		AWAY		0- 0	1- 0	2- 0		
0- 2	0- 1	0- 0		NEUTRAL		0- 0	0- 1	0- 0		
5- 3	1- 2	0- 0		NON-CONFERENCE		0- 0	1- 1	3- 0		
2- 0	1- 0	0- 0		HOME		0- 0	0- 0	1- 0		
3- 1	0- 1	0- 0		AWAY		0- 0	1- 0	2- 0		
0- 2	0- 1	0- 0		NEUTRAL		0- 0	0- 1	0- 0		
0- 0	0- 0	0- 0		CONFERENCE		0- 0	0- 0	0- 0		
0- 0	0- 0	0- 0		HOME		0- 0	0- 0	0- 0		
0- 0	0- 0	0- 0		AWAY		0- 0	0- 0	0- 0		
0- 0	0- 0	0- 0		NEUTRAL		0- 0	0- 0	0- 0		

RPI 1-25				RPI 26-50				RPI 51-100				Team's RPI: 54		RPI 101+			
RPI	S	Opponent	Score	RPI	S	Opponent	Score	RPI	S	Opponent	Score			RPI	S	Opponent	Score
8	A	Creighton	54 57											118	N	Alabama	77 87
12	N	Ohio St.	46 64											132	A	Wichita St.	61 50
17	H	Iowa	88 66											169	A	Missouri	78 73
														276	A	Omaha	81 45
														283	H	North Dakota St.	95 63

LAST 10 Division I																	
276	A	Omaha	81 45	169	A	Missouri	78 73										
8	A	Creighton	54 57	132	A	Wichita St.	61 50										
12	N	Ohio St.	46 64	283	H	North Dakota St.	95 63										
118	N	Alabama	77 87														
17	H	Iowa	88 66														

Non-Div I Games: Northwest Mo. St. 78 53

UNI

■ Loss,
 ■ Non-Conf, S Site,
 ■ Home
 ■ Away
 N Neutral

Average RPI Win:	241	WON-LOST	WINNING	LAST 10	STRENGTH OF	OPP. STRENGTH	TEAM	ADJ.	CONF.	ADJ CONF.
Average RPI Loss:	155	RECORD	PCT. RANK	GAMES	SCHEDULE	OF SCHEDULE	RPI	RPI	RPI	RPI
DIV. I ONLY	3- 5	221	3-5	127	316	245	245	21	21	
DIV. I NON-CONF.	3- 4	201	3-4	156	314	241	241	21	21	
TOTALS	RPI 1-25	RPI 26-50	W-L RECORDS	RPI 51-100	RPI 101-150	RPI 150+				
3- 5	0- 1	0- 0	OVERALL	1- 0	0- 1	2- 3				
2- 4	0- 1	0- 0	HOME	1- 0	0- 0	1- 3				
1- 1	0- 0	0- 0	AWAY	0- 0	0- 1	1- 0				
0- 0	0- 0	0- 0	NEUTRAL	0- 0	0- 0	0- 0				
3- 4	0- 1	0- 0	NON-CONFERENCE	1- 0	0- 1	2- 2				
2- 3	0- 1	0- 0	HOME	1- 0	0- 0	1- 2				
1- 1	0- 0	0- 0	AWAY	0- 0	0- 1	1- 0				
0- 0	0- 0	0- 0	NEUTRAL	0- 0	0- 0	0- 0				
0- 1	0- 0	0- 0	CONFERENCE	0- 0	0- 0	0- 1				
0- 1	0- 0	0- 0	HOME	0- 0	0- 0	0- 1				
0- 0	0- 0	0- 0	AWAY	0- 0	0- 0	0- 0				
0- 0	0- 0	0- 0	NEUTRAL	0- 0	0- 0	0- 0				

RPI 1-25				RPI 26-50				RPI 51-100				RPI 101+ Team's RPI: 245			
RPI	S	Opponent	Score	RPI	S	Opponent	Score	RPI	S	Opponent	Score	RPI	S	Opponent	Score
22	H	Duke	45 57					84	H	St. John's (NY)	79 75	137	A	Southern Utah	68 72
												164	H	Fresno St.	66 72
												214	H	Elon	44 50
												239	H	Cal St. Fullerton	58 64
												294	A	Pepperdine	69 44
												346	H	South Carolina St.	66 57
LAST 10 Division I															
				84	H	St. John's (NY)	79 75			294	A	Pepperdine	69 44		
				214	H	Elon	44 50			164	H	Fresno St.	66 72		
				346	H	South Carolina St.	66 57			239	H	Cal St. Fullerton	58 64		
				137	A	Southern Utah	68 72								
				22	H	Duke	45 57								

Non-Div I Games:

UNLV

USC Upstate

Through Games Of Dec. 12, 2019

Average RPI Win:	332	WON-LOST	WINNING	LAST 10	STRENGTH OF	OPP. STRENGTH	TEAM	ADJ.	CONF.	ADJ CONF.
Average RPI Loss:	146	RECORD	PCT. RANK	GAMES	SCHEDULE	OF SCHEDULE	RPI	RPI	RPI	RPI
DIV. I ONLY	2- 4	228	2-4	329	107	316	316	30	30	
DIV. I NON-CONF.	2- 4	229	2-4	329	107	315	315	30	30	
TOTALS	RPI 1-25	RPI 26-50	W-L RECORDS	RPI 51-100	RPI 101-150	RPI 150+				
2- 4	0- 1	0- 0	OVERALL	0- 1	0- 0	2- 2				
2- 0	0- 0	0- 0	HOME	0- 0	0- 0	2- 0				
0- 4	0- 1	0- 0	AWAY	0- 1	0- 0	0- 2				
0- 0	0- 0	0- 0	NEUTRAL	0- 0	0- 0	0- 0				
2- 4	0- 1	0- 0	NON-CONFERENCE	0- 1	0- 0	2- 2				
2- 0	0- 0	0- 0	HOME	0- 0	0- 0	2- 0				
0- 4	0- 1	0- 0	AWAY	0- 1	0- 0	0- 2				
0- 0	0- 0	0- 0	NEUTRAL	0- 0	0- 0	0- 0				
0- 0	0- 0	0- 0	CONFERENCE	0- 0	0- 0	0- 0				
0- 0	0- 0	0- 0	HOME	0- 0	0- 0	0- 0				
0- 0	0- 0	0- 0	AWAY	0- 0	0- 0	0- 0				
0- 0	0- 0	0- 0	NEUTRAL	0- 0	0- 0	0- 0				

RPI 1-25				RPI 26-50				RPI 51-100				RPI 101+				Team's RPI: 316	
RPI	S	Opponent	Score	RPI	S	Opponent	Score	RPI	S	Opponent	Score	RPI	S	Opponent	Score		
18	A	South Carolina	32 112					52	A	Georgia	53 67	217	A	Jacksonville	43 87		
												295	A	East Carolina	48 69		
												313	H	Western Caro.	70 62		
												350	H	Florida A&M	74 61		
LAST 10 Division I																	
295	A	East Carolina	48 69	52	A	Georgia	53 67	18	A	South Carolina	32 112	217	A	Jacksonville	43 87		
350	H	Florida A&M	74 61					313	H	Western Caro.	70 62						

Non-Div I Games: Mars Hill 89 31

USC Upstate

■ Loss,
 ■ Non-Conf,
 ■ S Site,
 ■ Home
 ■ A Away
 N Neutral

Average RPI Win:	213	WON-LOST	WINNING	LAST 10	STRENGTH OF	OPP. STRENGTH	TEAM	ADJ.	CONF.	ADJ CONF.
Average RPI Loss:	17	RECORD	PCT. RANK	GAMES	SCHEDULE	OF SCHEDULE	RPI	RPI	RPI	RPI
DIV. I ONLY	5- 3	106	5-3	154	13	82	82	23	23	
DIV. I NON-CONF.	5- 3	105	5-3	152	13	82	82	23	23	
TOTALS	RPI 1-25	RPI 26-50	W-L RECORDS	RPI 51-100	RPI 101-150	RPI 150+				
5- 3	0- 2	0- 1	OVERALL	1- 0	1- 0	3- 0				
2- 0	0- 0	0- 0	HOME	1- 0	0- 0	1- 0				
3- 0	0- 0	0- 0	AWAY	0- 0	1- 0	2- 0				
0- 3	0- 2	0- 1	NEUTRAL	0- 0	0- 0	0- 0				
5- 3	0- 2	0- 1	NON-CONFERENCE	1- 0	1- 0	3- 0				
2- 0	0- 0	0- 0	HOME	1- 0	0- 0	1- 0				
3- 0	0- 0	0- 0	AWAY	0- 0	1- 0	2- 0				
0- 3	0- 2	0- 1	NEUTRAL	0- 0	0- 0	0- 0				
0- 0	0- 0	0- 0	CONFERENCE	0- 0	0- 0	0- 0				
0- 0	0- 0	0- 0	HOME	0- 0	0- 0	0- 0				
0- 0	0- 0	0- 0	AWAY	0- 0	0- 0	0- 0				
0- 0	0- 0	0- 0	NEUTRAL	0- 0	0- 0	0- 0				

RPI 1-25				RPI 26-50				RPI 51-100				Team's RPI: 82	RPI 101+			
RPI	S	Opponent	Score	RPI	S	Opponent	Score	RPI	S	Opponent	Score		RPI	S	Opponent	Score
5	N	Louisville	67 76	32	N	Oklahoma St.	47 60	93	H	Wright St.	68 62		134	A	North Texas	68 49
14	N	Oregon	54 91										253	A	Grambling	88 54
													263	A	Kansas St.	57 53
													323	H	Chicago St.	84 53
LAST 10 Division I																
93	H	Wright St.	68 62	5	N	Louisville	67 76	263	A	Kansas St.	57 53		134	A	North Texas	68 49
32	N	Oklahoma St.	47 60					253	A	Grambling	88 54					
14	N	Oregon	54 91													

Non-Div I Games:

UT Arlington

Average RPI Win:	189	WON-LOST	WINNING	LAST 10	STRENGTH OF	OPP. STRENGTH	TEAM	ADJ.	CONF.	ADJ CONF.
Average RPI Loss:	40	RECORD	PCT. RANK	GAMES	SCHEDULE	OF SCHEDULE	RPI	RPI	RPI	RPI
DIV. I ONLY	3- 5	221	3-5	96	17	143	143	22	22	
DIV. I NON-CONF.	3- 5	223	3-5	96	17	142	142	22	22	
TOTALS	RPI 1-25	RPI 26-50	W-L RECORDS	RPI 51-100	RPI 101-150	RPI 150+				
3- 5	0- 2	0- 2	OVERALL	1- 0	0- 1	2- 0				
3- 0	0- 0	0- 0	HOME	1- 0	0- 0	2- 0				
0- 5	0- 2	0- 2	AWAY	0- 0	0- 1	0- 0				
0- 0	0- 0	0- 0	NEUTRAL	0- 0	0- 0	0- 0				
3- 5	0- 2	0- 2	NON-CONFERENCE	1- 0	0- 1	2- 0				
3- 0	0- 0	0- 0	HOME	1- 0	0- 0	2- 0				
0- 5	0- 2	0- 2	AWAY	0- 0	0- 1	0- 0				
0- 0	0- 0	0- 0	NEUTRAL	0- 0	0- 0	0- 0				
0- 0	0- 0	0- 0	CONFERENCE	0- 0	0- 0	0- 0				
0- 0	0- 0	0- 0	HOME	0- 0	0- 0	0- 0				
0- 0	0- 0	0- 0	AWAY	0- 0	0- 0	0- 0				
0- 0	0- 0	0- 0	NEUTRAL	0- 0	0- 0	0- 0				

RPI 1-25				RPI 26-50				RPI 51-100				RPI 101+ Team's RPI: 143			
RPI	S	Opponent	Score	RPI	S	Opponent	Score	RPI	S	Opponent	Score	RPI	S	Opponent	Score
7	A	Gonzaga	55 78	26	A	Illinois St.	47 70	74	H	IUPUI	57 51	120	A	Southern Ill.	59 70
11	A	Mississippi St.	46 82	34	A	Saint Louis	50 56					200	H	Samford	80 75
												293	H	Chattanooga	78 51
LAST 10 Division I															
293	H	Chattanooga	78 51	7	A	Gonzaga	55 78								
120	A	Southern Ill.	59 70	11	A	Mississippi St.	46 82								
26	A	Illinois St.	47 70	34	A	Saint Louis	50 56								
74	H	IUPUI	57 51												
200	H	Samford	80 75												

Non-Div I Games:

UT Martin

UTEP

Through Games Of Dec. 12, 2019

Average RPI Win:	284	WON-LOST	WINNING	LAST 10	STRENGTH OF	OPP. STRENGTH	TEAM	ADJ.	CONF.	ADJ CONF.
Average RPI Loss:	78	RECORD	PCT. RANK	GAMES	SCHEDULE	OF SCHEDULE	RPI	RPI	RPI	RPI
DIV. I ONLY	7- 2	50	7-2	285	284	198	198	13	13	
DIV. I NON-CONF.	7- 2	51	7-2	286	284	197	197	13	13	
TOTALS	RPI 1-25	RPI 26-50	W-L RECORDS	RPI 51-100	RPI 101-150	RPI 150+				
7- 2	0- 0	0- 0	OVERALL	0- 2	0- 0	7- 0				
6- 2	0- 0	0- 0	HOME	0- 2	0- 0	6- 0				
1- 0	0- 0	0- 0	AWAY	0- 0	0- 0	1- 0				
0- 0	0- 0	0- 0	NEUTRAL	0- 0	0- 0	0- 0				
7- 2	0- 0	0- 0	NON-CONFERENCE	0- 2	0- 0	7- 0				
6- 2	0- 0	0- 0	HOME	0- 2	0- 0	6- 0				
1- 0	0- 0	0- 0	AWAY	0- 0	0- 0	1- 0				
0- 0	0- 0	0- 0	NEUTRAL	0- 0	0- 0	0- 0				
0- 0	0- 0	0- 0	CONFERENCE	0- 0	0- 0	0- 0				
0- 0	0- 0	0- 0	HOME	0- 0	0- 0	0- 0				
0- 0	0- 0	0- 0	AWAY	0- 0	0- 0	0- 0				
0- 0	0- 0	0- 0	NEUTRAL	0- 0	0- 0	0- 0				

RPI 1-25			RPI 26-50			RPI 51-100			RPI 101+			Team's RPI: 198
RPI	S	Opponent	Score	RPI	S	Opponent	Score	RPI	S	Opponent	Score	
						60	H Arizona	43	54	210	H Weber St.	70 51
						96	H New Mexico	78	93	224	H Western Mich.	76 46
										262	H UC Riverside	63 50
										317	H Alcorn	92 47
										322	H Georgia St.	71 68
										325	A New Mexico St.	63 57
										325	H New Mexico St.	65 45
LAST 10 Division I												
						322	H Georgia St.	71	68	60	H Arizona	43 54
						224	H Western Mich.	76	46	210	H Weber St.	70 51
						325	H New Mexico St.	65	45	325	A New Mexico St.	63 57
						96	H New Mexico	78	93	262	H UC Riverside	63 50
						317	H Alcorn	92	47			

Non-Div I Games:

UTEP

■ Loss,
 ■ Non-Conf, S Site,
 ■ Home
 ■ Away
 N Neutral

Average RPI Win:	344	WON-LOST	WINNING	LAST 10	STRENGTH OF	OPP. STRENGTH	TEAM	ADJ.	CONF.	ADJ CONF.
Average RPI Loss:	158	RECORD	PCT. RANK	GAMES	SCHEDULE	OF SCHEDULE	RPI	RPI	RPI	RPI
DIV. I ONLY	1- 4	296	1-4	340	273	345	345	32	32	
DIV. I NON-CONF.	1- 4	296	1-4	340	273	345	345	32	32	
TOTALS	RPI 1-25	RPI 26-50	W-L RECORDS	RPI 51-100	RPI 101-150	RPI 150+				
1- 4	0- 0	0- 0	OVERALL	0- 1	0- 1	1- 2				
1- 2	0- 0	0- 0	HOME	0- 1	0- 0	1- 1				
0- 2	0- 0	0- 0	AWAY	0- 0	0- 1	0- 1				
0- 0	0- 0	0- 0	NEUTRAL	0- 0	0- 0	0- 0				
1- 4	0- 0	0- 0	NON-CONFERENCE	0- 1	0- 1	1- 2				
1- 2	0- 0	0- 0	HOME	0- 1	0- 0	1- 1				
0- 2	0- 0	0- 0	AWAY	0- 0	0- 1	0- 1				
0- 0	0- 0	0- 0	NEUTRAL	0- 0	0- 0	0- 0				
0- 0	0- 0	0- 0	CONFERENCE	0- 0	0- 0	0- 0				
0- 0	0- 0	0- 0	HOME	0- 0	0- 0	0- 0				
0- 0	0- 0	0- 0	AWAY	0- 0	0- 0	0- 0				
0- 0	0- 0	0- 0	NEUTRAL	0- 0	0- 0	0- 0				

RPI 1-25				RPI 26-50				RPI 51-100				RPI 101+				Team's RPI: 345	
RPI	S	Opponent	Score	RPI	S	Opponent	Score	RPI	S	Opponent	Score	RPI	S	Opponent	Score		
								78	H	Texas Southern	44	71	129	A	Texas	69	85
													213	A	A&M-Corpus Christi	50	61
													213	H	A&M-Corpus Christi	54	59
													344	H	UTSA	75	64
LAST 10 Division I																	
				129	A	Texas	69	85	213	H	A&M-Corpus Christi	54	59				
				78	H	Texas Southern	44	71	344	H	UTSA	75	64				
									213	A	A&M-Corpus Christi	50	61				

Non-Div I Games: Tex. A&M Int'l 72 56 Tex. A&M-Kingsville66 45 Texas Lutheran 98 46 Minot St. 75 56

UTRGV

Loss, Non-Conf, S Site, H Home A Away N Neutral

Average RPI Win:	349	WON-LOST	WINNING	LAST 10	STRENGTH OF	OPP. STRENGTH	TEAM	ADJ.	CONF.	ADJ CONF.
Average RPI Loss:	197	RECORD	PCT. RANK	GAMES	SCHEDULE	OF SCHEDULE	RPI	RPI	RPI	RPI
DIV. I ONLY	1- 6	309	1-6	332	310	344	344	13	13	
DIV. I NON-CONF.	1- 6	308	1-6	332	310	344	344	13	13	
TOTALS	RPI 1-25	RPI 26-50	W-L RECORDS	RPI 51-100	RPI 101-150	RPI 150+				
1- 6	0- 0	0- 0	OVERALL	0- 0	0- 1	1- 5				
1- 1	0- 0	0- 0	HOME	0- 0	0- 0	1- 1				
0- 4	0- 0	0- 0	AWAY	0- 0	0- 1	0- 3				
0- 1	0- 0	0- 0	NEUTRAL	0- 0	0- 0	0- 1				
1- 6	0- 0	0- 0	NON-CONFERENCE	0- 0	0- 1	1- 5				
1- 1	0- 0	0- 0	HOME	0- 0	0- 0	1- 1				
0- 4	0- 0	0- 0	AWAY	0- 0	0- 1	0- 3				
0- 1	0- 0	0- 0	NEUTRAL	0- 0	0- 0	0- 1				
0- 0	0- 0	0- 0	CONFERENCE	0- 0	0- 0	0- 0				
0- 0	0- 0	0- 0	HOME	0- 0	0- 0	0- 0				
0- 0	0- 0	0- 0	AWAY	0- 0	0- 0	0- 0				
0- 0	0- 0	0- 0	NEUTRAL	0- 0	0- 0	0- 0				

RPI 1-25			RPI 26-50			RPI 51-100			RPI 101+			Team's RPI: 344
RPI	S	Opponent	Score	RPI	S	Opponent	Score	RPI	S	Opponent	Score	
								129	A	Texas	53	84
								159	A	Hawaii	50	62
								170	H	Sam Houston St.	77	81
								176	A	Texas St.	69	74
								201	N	Utah	45	91
								345	A	UTRGV	64	75
								349	H	Incarnate Word	63	56
LAST 10 Division I												
170	H	Sam Houston St.	77	81	201	N	Utah	45	91			
176	A	Texas St.	69	74	159	A	Hawaii	50	62			
345	A	UTRGV	64	75	129	A	Texas	53	84			
					349	H	Incarnate Word	63	56			

Non-Div I Games: Southwest (NM) 79 62 Concordia (TX) 73 44

UTSA

Loss, Non-Conf, S Site, H Home A Away N Neutral

Average RPI Win:	207	WON-LOST	WINNING	LAST 10	STRENGTH OF	OPP. STRENGTH	TEAM	ADJ.	CONF.	ADJ CONF.
Average RPI Loss:	140	RECORD	PCT. RANK	GAMES	SCHEDULE	OF SCHEDULE	RPI	RPI	RPI	RPI
DIV. I ONLY	5- 3	106	5-3	326	34	201	201	1	1	
DIV. I NON-CONF.	5- 3	105	5-3	326	34	200	200	1	1	
TOTALS	RPI 1-25	RPI 26-50	W-L RECORDS	RPI 51-100	RPI 101-150	RPI 150+				
5- 3	0- 1	0- 0	OVERALL	1- 0	0- 1	4- 1				
2- 1	0- 1	0- 0	HOME	0- 0	0- 0	2- 0				
1- 2	0- 0	0- 0	AWAY	0- 0	0- 1	1- 1				
2- 0	0- 0	0- 0	NEUTRAL	1- 0	0- 0	1- 0				
5- 3	0- 1	0- 0	NON-CONFERENCE	1- 0	0- 1	4- 1				
2- 1	0- 1	0- 0	HOME	0- 0	0- 0	2- 0				
1- 2	0- 0	0- 0	AWAY	0- 0	0- 1	1- 1				
2- 0	0- 0	0- 0	NEUTRAL	1- 0	0- 0	1- 0				
0- 0	0- 0	0- 0	CONFERENCE	0- 0	0- 0	0- 0				
0- 0	0- 0	0- 0	HOME	0- 0	0- 0	0- 0				
0- 0	0- 0	0- 0	AWAY	0- 0	0- 0	0- 0				
0- 0	0- 0	0- 0	NEUTRAL	0- 0	0- 0	0- 0				

RPI 1-25				RPI 26-50				RPI 51-100				RPI 101+				Team's RPI: 201
RPI	S	Opponent	Score	RPI	S	Opponent	Score	RPI	S	Opponent	Score	RPI	S	Opponent	Score	
15	H	South Dakota	81 84					78	N	Texas Southern	61 52	147	A	Cincinnati	62 68	
												160	A	BYU	77 73	
												225	H	Eastern Wash.	87 49	
												229	H	Oral Roberts	78 58	
												258	A	Xavier	63 70	
												344	N	UTSA	91 45	
LAST 10 Division I																
160	A	BYU	77 73	229	H	Oral Roberts	78 58									
344	N	UTSA	91 45	258	A	Xavier	63 70									
78	N	Texas Southern	61 52	147	A	Cincinnati	62 68									
225	H	Eastern Wash.	87 49													
15	H	South Dakota	81 84													

Non-Div I Games:

Utah

Team RPI		WON-LOST		WINNING		LAST 10		STRENGTH OF		OPP. STRENGTH		TEAM		ADJ.		CONF.		ADJ CONF.	
Average RPI Win: 311		RECORD		PCT. RANK		GAMES		SCHEDULE		OF SCHEDULE		RPI		RPI		RPI		RPI	
Average RPI Loss: 152		2- 6		277		2-6		172		308		271		271		21		21	
DIV. I ONLY		2- 4		229		2-4		254		275		266		266		21		21	
DIV. I NON-CONF.																			
TOTALS		RPI 1-25		RPI 26-50		W-L RECORDS		RPI 51-100		RPI 101-150		RPI 150+							
2- 6		0- 1		0- 0		OVERALL		0- 0		0- 0		2- 5							
1- 2		0- 0		0- 0		HOME		0- 0		0- 0		1- 2							
1- 4		0- 1		0- 0		AWAY		0- 0		0- 0		1- 3							
0- 0		0- 0		0- 0		NEUTRAL		0- 0		0- 0		0- 0							
2- 4		0- 1		0- 0		NON-CONFERENCE		0- 0		0- 0		2- 3							
1- 1		0- 0		0- 0		HOME		0- 0		0- 0		1- 1							
1- 3		0- 1		0- 0		AWAY		0- 0		0- 0		1- 2							
0- 0		0- 0		0- 0		NEUTRAL		0- 0		0- 0		0- 0							
0- 2		0- 0		0- 0		CONFERENCE		0- 0		0- 0		0- 2							
0- 1		0- 0		0- 0		HOME		0- 0		0- 0		0- 1							
0- 1		0- 0		0- 0		AWAY		0- 0		0- 0		0- 1							
0- 0		0- 0		0- 0		NEUTRAL		0- 0		0- 0		0- 0							

RPI 1-25				RPI 26-50				RPI 51-100				RPI 101+ Team's RPI: 271			
RPI	S	Opponent	Score	RPI	S	Opponent	Score	RPI	S	Opponent	Score	RPI	S	Opponent	Score
14	A	Oregon	52 109									160	A	BYU	50 67
												164	A	Fresno St.	64 76
												165	H	San Jose St.	61 76
												167	H	Portland	64 70
												239	A	Cal St. Fullerton	62 83
												278	A	Long Beach St.	56 48
												343	H	Seattle U	70 63
LAST 10 Division I															
239	A	Cal St. Fullerton	62 83	164	A	Fresno St.	64 76								
278	A	Long Beach St.	56 48	165	H	San Jose St.	61 76								
14	A	Oregon	52 109	160	A	BYU	50 67								
343	H	Seattle U	70 63												
167	H	Portland	64 70												

Non-Div I Games:	Dixie St.	61	49
------------------	-----------	----	----

Utah St.

■ Loss, ■ Non-Conf, S Site, H Home A Away N Neutral

Utah Valley

Through Games Of Dec. 12, 2019

Average RPI Win:	0	WON-LOST	WINNING	LAST 10	STRENGTH OF	OPP. STRENGTH	TEAM	ADJ.	CONF.	ADJ CONF.
Average RPI Loss:	210	RECORD	PCT. RANK	GAMES	SCHEDULE	OF SCHEDULE	RPI	RPI	RPI	RPI
DIV. I ONLY	0- 7	334	0-7	275	309	341	341	32	32	
DIV. I NON-CONF.	0- 7	334	0-7	274	309	341	341	32	32	
TOTALS	RPI 1-25	RPI 26-50	W-L RECORDS	RPI 51-100	RPI 101-150	RPI 150+				
0- 7	0- 0	0- 0	OVERALL	0- 1	0- 1	0- 5				
0- 4	0- 0	0- 0	HOME	0- 0	0- 1	0- 3				
0- 3	0- 0	0- 0	AWAY	0- 1	0- 0	0- 2				
0- 0	0- 0	0- 0	NEUTRAL	0- 0	0- 0	0- 0				
0- 7	0- 0	0- 0	NON-CONFERENCE	0- 1	0- 1	0- 5				
0- 4	0- 0	0- 0	HOME	0- 0	0- 1	0- 3				
0- 3	0- 0	0- 0	AWAY	0- 1	0- 0	0- 2				
0- 0	0- 0	0- 0	NEUTRAL	0- 0	0- 0	0- 0				
0- 0	0- 0	0- 0	CONFERENCE	0- 0	0- 0	0- 0				
0- 0	0- 0	0- 0	HOME	0- 0	0- 0	0- 0				
0- 0	0- 0	0- 0	AWAY	0- 0	0- 0	0- 0				
0- 0	0- 0	0- 0	NEUTRAL	0- 0	0- 0	0- 0				

RPI 1-25			RPI 26-50			RPI 51-100			RPI 101+			Team's RPI: 341
RPI	S	Opponent	Score	RPI	S	Opponent	Score	RPI	S	Opponent	Score	
						72 A Boise St.	69 77	137 H	Southern Utah	58 71		
								179 H	Idaho St.	61 88		
								226 H	Montana	52 63		
								262 A	UC Riverside	53 67		
								270 A	UC Santa Barbara	51 59		
								326 H	Nevada	57 60		
LAST 10 Division I												
137 H	Southern Utah	58 71	226 H	Montana	52 63							
270 A	UC Santa Barbara	51 59	179 H	Idaho St.	61 88							
			72 A	Boise St.	69 77							
			262 A	UC Riverside	53 67							
			326 H	Nevada	57 60							

Non-Div I Games: Antelope Valley 77 61

Utah Valley

■ Loss,
 ■ Non-Conf,
 S Site,
 ■ Home
 ■ Away
 N Neutral

V
C
U

V
C
U

VCU

Page 325

Valparaiso

Through Games Of Dec. 12, 2019

Average RPI Win:	248	WON-LOST	WINNING	LAST 10	STRENGTH OF	OPP. STRENGTH	TEAM	ADJ.	CONF.	ADJ CONF.
Average RPI Loss:	46	RECORD	PCT. RANK	GAMES	SCHEDULE	OF SCHEDULE	RPI	RPI	RPI	RPI
DIV. I ONLY	4- 3	131	4-3	224	35	107	107	4	4	
DIV. I NON-CONF.	4- 3	131	4-3	222	35	107	107	4	4	
TOTALS	RPI 1-25	RPI 26-50	W-L RECORDS	RPI 51-100	RPI 101-150	RPI 150+				
4- 3	0- 2	0- 0	OVERALL	0- 0	1- 1	3- 0				
1- 0	0- 0	0- 0	HOME	0- 0	1- 0	0- 0				
3- 2	0- 1	0- 0	AWAY	0- 0	0- 1	3- 0				
0- 1	0- 1	0- 0	NEUTRAL	0- 0	0- 0	0- 0				
4- 3	0- 2	0- 0	NON-CONFERENCE	0- 0	1- 1	3- 0				
1- 0	0- 0	0- 0	HOME	0- 0	1- 0	0- 0				
3- 2	0- 1	0- 0	AWAY	0- 0	0- 1	3- 0				
0- 1	0- 1	0- 0	NEUTRAL	0- 0	0- 0	0- 0				
0- 0	0- 0	0- 0	CONFERENCE	0- 0	0- 0	0- 0				
0- 0	0- 0	0- 0	HOME	0- 0	0- 0	0- 0				
0- 0	0- 0	0- 0	AWAY	0- 0	0- 0	0- 0				
0- 0	0- 0	0- 0	NEUTRAL	0- 0	0- 0	0- 0				

RPI 1-25			RPI 26-50			RPI 51-100			RPI 101+			Team's RPI: 107
RPI	S	Opponent	Score	RPI	S	Opponent	Score	RPI	S	Opponent	Score	
10	A	Northwestern	48 69									
12	N	Ohio St.	38 89									
LAST 10 Division I												
324	A	Detroit Mercy	77 58	117	A	North Dakota	63 65					
274	A	Toledo	61 54	283	A	North Dakota St.	66 54					
109	H	Bowling Green	95 90	12	N	Ohio St.	38 89					
10	A	Northwestern	48 69									

Non-Div I Games:

Valparaiso

■ Loss,
■ Non-Conf,
■ S Site,
■ H Home
■ A Away
N Neutral

Vanderbilt

Through Games Of Dec. 12, 2019

Average RPI Win:	218	WON-LOST	WINNING	LAST 10	STRENGTH OF	OPP. STRENGTH	TEAM	ADJ.	CONF.	ADJ CONF.
Average RPI Loss:	38	RECORD	PCT. RANK	GAMES	SCHEDULE	OF SCHEDULE	RPI	RPI	RPI	RPI
DIV. I ONLY	6- 3	85	6-3	88	214	98	98	7	7	
DIV. I NON-CONF.	6- 3	83	6-3	88	214	98	98	7	7	
TOTALS	RPI 1-25	RPI 26-50	W-L RECORDS	RPI 51-100	RPI 101-150	RPI 150+				
6- 3	0- 1	1- 1	OVERALL	1- 1	0- 0	4- 0				
5- 1	0- 1	1- 0	HOME	1- 0	0- 0	3- 0				
1- 0	0- 0	0- 0	AWAY	0- 0	0- 0	1- 0				
0- 2	0- 0	0- 1	NEUTRAL	0- 1	0- 0	0- 0				
6- 3	0- 1	1- 1	NON-CONFERENCE	1- 1	0- 0	4- 0				
5- 1	0- 1	1- 0	HOME	1- 0	0- 0	3- 0				
1- 0	0- 0	0- 0	AWAY	0- 0	0- 0	1- 0				
0- 2	0- 0	0- 1	NEUTRAL	0- 1	0- 0	0- 0				
0- 0	0- 0	0- 0	CONFERENCE	0- 0	0- 0	0- 0				
0- 0	0- 0	0- 0	HOME	0- 0	0- 0	0- 0				
0- 0	0- 0	0- 0	AWAY	0- 0	0- 0	0- 0				
0- 0	0- 0	0- 0	NEUTRAL	0- 0	0- 0	0- 0				

RPI 1-25				RPI 26-50				RPI 51-100				RPI 101+			
RPI	S	Opponent	Score	RPI	S	Opponent	Score	RPI	S	Opponent	Score	RPI	S	Opponent	Score
3	H	UConn	51 64	34	H	Saint Louis	62 50	77	N	Seton Hall	65 69	246	H	Radford	80 46
				35	N	Rutgers	56 62	97	H	Furman	74 46	257	H	Tennessee Tech	75 61
												332	A	Tennessee St.	106 55
												340	H	Jacksonville St.	88 66
LAST 10 Division I															
				35	N	Rutgers	56 62	257	H	Tennessee Tech	75 61				
				332	A	Tennessee St.	106 55	77	N	Seton Hall	65 69				
				97	H	Furman	74 46	246	H	Radford	80 46				
				34	H	Saint Louis	62 50	340	H	Jacksonville St.	88 66				
				3	H	UConn	51 64								

Non-Div I Games:

Vanderbilt

Loss, Non-Conf, S Site, H Home A Away N Neutral

Average RPI Win:	275	WON-LOST	WINNING	LAST 10	STRENGTH OF	OPP. STRENGTH	TEAM	ADJ.	CONF.	ADJ CONF.
Average RPI Loss:	115	RECORD	PCT. RANK	GAMES	SCHEDULE	OF SCHEDULE	RPI	RPI	RPI	RPI
DIV. I ONLY	3- 6	228	3-6	137	249	250	250	27	27	
DIV. I NON-CONF.	3- 6	229	3-6	136	249	251	251	27	27	
TOTALS	RPI 1-25	RPI 26-50	W-L RECORDS	RPI 51-100	RPI 101-150	RPI 150+				
3- 6	0- 0	0- 1	OVERALL	0- 2	0- 1	3- 2				
3- 2	0- 0	0- 0	HOME	0- 0	0- 0	3- 2				
0- 4	0- 0	0- 1	AWAY	0- 2	0- 1	0- 0				
0- 0	0- 0	0- 0	NEUTRAL	0- 0	0- 0	0- 0				
3- 6	0- 0	0- 1	NON-CONFERENCE	0- 2	0- 1	3- 2				
3- 2	0- 0	0- 0	HOME	0- 0	0- 0	3- 2				
0- 4	0- 0	0- 1	AWAY	0- 2	0- 1	0- 0				
0- 0	0- 0	0- 0	NEUTRAL	0- 0	0- 0	0- 0				
0- 0	0- 0	0- 0	CONFERENCE	0- 0	0- 0	0- 0				
0- 0	0- 0	0- 0	HOME	0- 0	0- 0	0- 0				
0- 0	0- 0	0- 0	AWAY	0- 0	0- 0	0- 0				
0- 0	0- 0	0- 0	NEUTRAL	0- 0	0- 0	0- 0				

RPI 1-25				RPI 26-50				RPI 51-100				RPI 101+				Team's RPI: 250	
RPI	S	Opponent	Score	RPI	S	Opponent	Score	RPI	S	Opponent	Score	RPI	S	Opponent	Score		
				42	A	Minnesota	58 90	63	A	Loyola Chicago	76 78	141	A	Rhode Island	74 77		
								91	A	Dartmouth	55 72	163	H	Massachusetts	49 83		
												180	H	Navy	64 56		
												188	H	Saint Francis (PA)	69 73		
												315	H	Bryant	71 66		
												330	H	Canisius	76 53		
LAST 10 Division I																	
				141	A	Rhode Island	74 77	330	H	Canisius	76 53						
				180	H	Navy	64 56	188	H	Saint Francis (PA)	69 73						
				315	H	Bryant	71 66	163	H	Massachusetts	49 83						
				42	A	Minnesota	58 90	91	A	Dartmouth	55 72						
				63	A	Loyola Chicago	76 78										

Non-Div I Games: Norwich 86 40

Vermont

■ Loss,
 ■ Non-Conf,
 ■ S Site,
 ■ H Home
 ■ A Away
 N Neutral

Villanova

Through Games Of Dec. 12, 2019

Average RPI Win:	153	WON-LOST	WINNING	LAST 10	STRENGTH OF	OPP. STRENGTH	TEAM	ADJ.	CONF.	ADJ CONF.
Average RPI Loss:	112	RECORD	PCT. RANK	GAMES	SCHEDULE	OF SCHEDULE	RPI	RPI	RPI	RPI
DIV. I ONLY	4- 5	188	4-5	162	40	157	157	6	6	
DIV. I NON-CONF.	4- 5	188	4-5	161	40	156	156	6	6	
TOTALS	RPI 1-25	RPI 26-50	W-L RECORDS	RPI 51-100	RPI 101-150	RPI 150+				
4- 5	0- 0	0- 0	OVERALL	1- 4	1- 0	2- 1				
2- 2	0- 0	0- 0	HOME	0- 2	0- 0	2- 0				
2- 3	0- 0	0- 0	AWAY	1- 2	1- 0	0- 1				
0- 0	0- 0	0- 0	NEUTRAL	0- 0	0- 0	0- 0				
4- 5	0- 0	0- 0	NON-CONFERENCE	1- 4	1- 0	2- 1				
2- 2	0- 0	0- 0	HOME	0- 2	0- 0	2- 0				
2- 3	0- 0	0- 0	AWAY	1- 2	1- 0	0- 1				
0- 0	0- 0	0- 0	NEUTRAL	0- 0	0- 0	0- 0				
0- 0	0- 0	0- 0	CONFERENCE	0- 0	0- 0	0- 0				
0- 0	0- 0	0- 0	HOME	0- 0	0- 0	0- 0				
0- 0	0- 0	0- 0	AWAY	0- 0	0- 0	0- 0				
0- 0	0- 0	0- 0	NEUTRAL	0- 0	0- 0	0- 0				

RPI 1-25			RPI 26-50			RPI 51-100			RPI 101+			Team's RPI: 157
RPI	S	Opponent	Score	RPI	S	Opponent	Score	RPI	S	Opponent	Score	
						52	A Georgia	63 58	131	A Fordham	73 66	
						67	A Temple	69 74	186	H Saint Joseph's	60 44	
						68	A Drexel	52 54	242	H Manhattan	63 51	
						75	H James Madison	52 56	265	A American	54 76	
						87	H George Washington	56 68				
LAST 10 Division I												
242	H	Manhattan	63 51	67	A	Temple	69 74					
131	A	Fordham	73 66	186	H	Saint Joseph's	60 44					
265	A	American	54 76	68	A	Drexel	52 54					
75	H	James Madison	52 56	52	A	Georgia	63 58					
87	H	George Washington	56 68									

Non-Div I Games:

Villanova

Average RPI Win:	122	WON-LOST	WINNING	LAST 10	STRENGTH OF	OPP. STRENGTH	TEAM	ADJ.	CONF.	ADJ CONF.
Average RPI Loss:	40	RECORD	PCT. RANK	GAMES	SCHEDULE	OF SCHEDULE	RPI	RPI	RPI	RPI
DIV. I ONLY	4- 5	188	4-5	1	205	24	24	3	3	
DIV. I NON-CONF.	4- 5	188	4-5	1	205	24	24	3	3	
TOTALS	RPI 1-25	RPI 26-50	W-L RECORDS	RPI 51-100	RPI 101-150	RPI 150+				
4- 5	0- 1	0- 3	OVERALL	2- 1	1- 0	1- 0				
3- 2	0- 0	0- 2	HOME	2- 0	1- 0	0- 0				
1- 3	0- 1	0- 1	AWAY	0- 1	0- 0	1- 0				
0- 0	0- 0	0- 0	NEUTRAL	0- 0	0- 0	0- 0				
4- 5	0- 1	0- 3	NON-CONFERENCE	2- 1	1- 0	1- 0				
3- 2	0- 0	0- 2	HOME	2- 0	1- 0	0- 0				
1- 3	0- 1	0- 1	AWAY	0- 1	0- 0	1- 0				
0- 0	0- 0	0- 0	NEUTRAL	0- 0	0- 0	0- 0				
0- 0	0- 0	0- 0	CONFERENCE	0- 0	0- 0	0- 0				
0- 0	0- 0	0- 0	HOME	0- 0	0- 0	0- 0				
0- 0	0- 0	0- 0	AWAY	0- 0	0- 0	0- 0				
0- 0	0- 0	0- 0	NEUTRAL	0- 0	0- 0	0- 0				

RPI 1-25				RPI 26-50				RPI 51-100				RPI 101+			
RPI	S	Opponent	Score	RPI	S	Opponent	Score	RPI	S	Opponent	Score	RPI	S	Opponent	Score
3	A	UConn	44 83	35	A	Rutgers	63 73	53	H	Old Dominion	56 53	128	H	Bucknell	84 60
				40	H	Kentucky	47 50	75	H	James Madison	55 49	231	A	CSUN	72 47
				47	H	UCLA	62 73	76	A	Southern California	49 59				
LAST 10 Division I															
				40	H	Kentucky	47 50	35	A	Rutgers	63 73				
				231	A	CSUN	72 47	47	H	UCLA	62 73				
				76	A	Southern California	49 59	75	H	James Madison	55 49				
				128	H	Bucknell	84 60	53	H	Old Dominion	56 53				
								3	A	UConn	44 83				

Non-Div I Games:

Virginia

■ Loss,
 ■ Non-Conf, S Site,
 ■ Home
 ■ Away
 N Neutral

Average RPI Win:	163	WON-LOST	WINNING	LAST 10	STRENGTH OF	OPP. STRENGTH	TEAM	ADJ.	CONF.	ADJ CONF.
Average RPI Loss:	52	RECORD	PCT. RANK	GAMES	SCHEDULE	OF SCHEDULE	RPI	RPI	RPI	RPI
DIV. I ONLY	8- 1	21	8-1	180	43	43	43	3	3	
DIV. I NON-CONF.	8- 1	21	8-1	178	43	43	43	3	3	
TOTALS	RPI 1-25	RPI 26-50	W-L RECORDS	RPI 51-100	RPI 101-150	RPI 150+				
8- 1	1- 0	0- 0	OVERALL	0- 1	1- 0	6- 0				
6- 0	1- 0	0- 0	HOME	0- 0	1- 0	4- 0				
1- 0	0- 0	0- 0	AWAY	0- 0	0- 0	1- 0				
1- 1	0- 0	0- 0	NEUTRAL	0- 1	0- 0	1- 0				
8- 1	1- 0	0- 0	NON-CONFERENCE	0- 1	1- 0	6- 0				
6- 0	1- 0	0- 0	HOME	0- 0	1- 0	4- 0				
1- 0	0- 0	0- 0	AWAY	0- 0	0- 0	1- 0				
1- 1	0- 0	0- 0	NEUTRAL	0- 1	0- 0	1- 0				
0- 0	0- 0	0- 0	CONFERENCE	0- 0	0- 0	0- 0				
0- 0	0- 0	0- 0	HOME	0- 0	0- 0	0- 0				
0- 0	0- 0	0- 0	AWAY	0- 0	0- 0	0- 0				
0- 0	0- 0	0- 0	NEUTRAL	0- 0	0- 0	0- 0				

RPI 1-25				RPI 26-50				Team's RPI: 43				RPI 51-100				RPI 101+			
RPI	S	Opponent	Score	RPI	S	Opponent	Score	RPI	S	Opponent	Score	RPI	S	Opponent	Score	RPI	S	Opponent	Score
25	H	Purdue	67 54									52	N	Georgia	72 77	102	H	Davidson	88 68
																156	N	Belmont	60 58
																173	A	George Mason	77 58
																178	H	Gardner-Webb	87 65
																188	H	Saint Francis (PA)	105 41
																206	H	Liberty	73 69
																273	H	UMES	86 43
LAST 10 Division I																			
178	H	Gardner-Webb	87 65	25	H	Purdue	67 54					52	N	Georgia	72 77				
206	H	Liberty	73 69									156	N	Belmont	60 58				
173	A	George Mason	77 58									102	H	Davidson	88 68				
188	H	Saint Francis (PA)	105 41									273	H	UMES	86 43				

Non-Div I Games:

Virginia Tech

Average RPI Win:	313	WON-LOST	WINNING	LAST 10	STRENGTH OF	OPP. STRENGTH	TEAM	ADJ.	CONF.	ADJ CONF.
Average RPI Loss:	94	RECORD	PCT. RANK	GAMES	SCHEDULE	OF SCHEDULE	RPI	RPI	RPI	RPI
DIV. I ONLY	3- 3	163	3-3	181	296	195	195	29	29	
DIV. I NON-CONF.	3- 3	162	3-3	179	296	193	193	29	29	
TOTALS	RPI 1-25	RPI 26-50	W-L RECORDS	RPI 51-100	RPI 101-150	RPI 150+				
3- 3	0- 0	0- 1	OVERALL	0- 1	0- 0	3- 1				
3- 0	0- 0	0- 0	HOME	0- 0	0- 0	3- 0				
0- 3	0- 0	0- 1	AWAY	0- 1	0- 0	0- 1				
0- 0	0- 0	0- 0	NEUTRAL	0- 0	0- 0	0- 0				
3- 3	0- 0	0- 1	NON-CONFERENCE	0- 1	0- 0	3- 1				
3- 0	0- 0	0- 0	HOME	0- 0	0- 0	3- 0				
0- 3	0- 0	0- 1	AWAY	0- 1	0- 0	0- 1				
0- 0	0- 0	0- 0	NEUTRAL	0- 0	0- 0	0- 0				
0- 0	0- 0	0- 0	CONFERENCE	0- 0	0- 0	0- 0				
0- 0	0- 0	0- 0	HOME	0- 0	0- 0	0- 0				
0- 0	0- 0	0- 0	AWAY	0- 0	0- 0	0- 0				
0- 0	0- 0	0- 0	NEUTRAL	0- 0	0- 0	0- 0				

RPI 1-25				RPI 26-50				RPI 51-100				RPI 101+ Team's RPI: 195			
RPI	S	Opponent	Score	RPI	S	Opponent	Score	RPI	S	Opponent	Score	RPI	S	Opponent	Score
				41	A	Maryland	56 119	79	A	Butler	58 74	162	A	Youngstown St.	42 64
												297	H	NJIT	61 59
												311	H	Saint Peter's	90 89
												331	H	UMBC	67 60
LAST 10 Division I															
				162	A	Youngstown St.	42 64	331	H	UMBC	67 60				
				297	H	NJIT	61 59	311	H	Saint Peter's	90 89				
								79	A	Butler	58 74				
								41	A	Maryland	56 119				

Non-Div I Games: Staten Island 81 57

Wagner

■ Loss,
 ■ Non-Conf,
 ■ S Site,
 ■ H Home
 ■ A Away
 N Neutral

Wake Forest

Through Games Of Dec. 12, 2019

Average RPI Win:	272	WON-LOST	WINNING	LAST 10	STRENGTH OF	OPP. STRENGTH	TEAM	ADJ.	CONF.	ADJ CONF.
Average RPI Loss:	128	RECORD	PCT. RANK	GAMES	SCHEDULE	OF SCHEDULE	RPI	RPI	RPI	RPI
DIV. I ONLY	4- 4	163	4-4	184	254	209	209	3	3	
DIV. I NON-CONF.	4- 4	162	4-4	183	254	209	209	3	3	
TOTALS	RPI 1-25	RPI 26-50	W-L RECORDS	RPI 51-100	RPI 101-150	RPI 150+				
4- 4	0- 0	0- 1	OVERALL	0- 1	0- 1	4- 1				
3- 2	0- 0	0- 1	HOME	0- 0	0- 1	3- 0				
1- 2	0- 0	0- 0	AWAY	0- 1	0- 0	1- 1				
0- 0	0- 0	0- 0	NEUTRAL	0- 0	0- 0	0- 0				
4- 4	0- 0	0- 1	NON-CONFERENCE	0- 1	0- 1	4- 1				
3- 2	0- 0	0- 1	HOME	0- 0	0- 1	3- 0				
1- 2	0- 0	0- 0	AWAY	0- 1	0- 0	1- 1				
0- 0	0- 0	0- 0	NEUTRAL	0- 0	0- 0	0- 0				
0- 0	0- 0	0- 0	CONFERENCE	0- 0	0- 0	0- 0				
0- 0	0- 0	0- 0	HOME	0- 0	0- 0	0- 0				
0- 0	0- 0	0- 0	AWAY	0- 0	0- 0	0- 0				
0- 0	0- 0	0- 0	NEUTRAL	0- 0	0- 0	0- 0				

RPI 1-25				RPI 26-50				RPI 51-100				RPI 101+				Team's RPI: 209	
RPI	S	Opponent	Score	RPI	S	Opponent	Score	RPI	S	Opponent	Score	RPI	S	Opponent	Score		
				37	H	Charlotte	65 77	84	A	St. John's (NY)	74 82	126	H	UNC Greensboro	65 67		
												214	A	Elon	69 57		
												264	A	ETSU	60 67		
												275	H	UNCW	65 55		
												295	H	East Carolina	76 53		
												302	H	Col. of Charleston	106 50		
LAST 10 Division I																	
				295	H	East Carolina	76 53	264	A	ETSU	60 67						
				214	A	Elon	69 57	302	H	Col. of Charleston	106 50						
				84	A	St. John's (NY)	74 82	275	H	UNCW	65 55						
				37	H	Charlotte	65 77										
				126	H	UNC Greensboro	65 67										

Non-Div I Games:

Wake Forest

■ Loss,
 ■ Non-Conf,
 S Site,
 ■ Home
 ■ Away
 N Neutral

Average RPI Win:	187	WON-LOST	WINNING	LAST 10	STRENGTH OF	OPP. STRENGTH	TEAM	ADJ.	CONF.	ADJ CONF.
Average RPI Loss:	170	RECORD	PCT. RANK	GAMES	SCHEDULE	OF SCHEDULE	RPI	RPI	RPI	RPI
DIV. I ONLY	6- 2	60	6-2	253	86	151	151	1	1	
DIV. I NON-CONF.	6- 2	61	6-2	251	85	150	150	1	1	
TOTALS	RPI 1-25	RPI 26-50	W-L RECORDS	RPI 51-100	RPI 101-150	RPI 150+				
6- 2	1- 0	0- 0	OVERALL	1- 0	0- 0	4- 2				
3- 2	0- 0	0- 0	HOME	1- 0	0- 0	2- 2				
0- 0	0- 0	0- 0	AWAY	0- 0	0- 0	0- 0				
3- 0	1- 0	0- 0	NEUTRAL	0- 0	0- 0	2- 0				
6- 2	1- 0	0- 0	NON-CONFERENCE	1- 0	0- 0	4- 2				
3- 2	0- 0	0- 0	HOME	1- 0	0- 0	2- 2				
0- 0	0- 0	0- 0	AWAY	0- 0	0- 0	0- 0				
3- 0	1- 0	0- 0	NEUTRAL	0- 0	0- 0	2- 0				
0- 0	0- 0	0- 0	CONFERENCE	0- 0	0- 0	0- 0				
0- 0	0- 0	0- 0	HOME	0- 0	0- 0	0- 0				
0- 0	0- 0	0- 0	AWAY	0- 0	0- 0	0- 0				
0- 0	0- 0	0- 0	NEUTRAL	0- 0	0- 0	0- 0				

RPI 1-25			RPI 26-50			RPI 51-100			RPI 101+			Team's RPI: 151
RPI	S	Opponent	Score	RPI	S	Opponent	Score	RPI	S	Opponent	Score	
17	N	Iowa	70 63					62	H	CSU Bakersfield	80 49	
								159	H	Hawaii	50 62	
								181	H	Tulane	62 64	
								210	H	Weber St.	94 41	
								243	N	Howard	75 58	
								244	N	Iona	65 34	
								343	H	Seattle U	78 46	
LAST 10 Division I												
244	N	Iona	65 34	159	H	Hawaii	50 62					
343	H	Seattle U	78 46	17	N	Iowa	70 63					
210	H	Weber St.	94 41	243	N	Howard	75 58					
181	H	Tulane	62 64									
62	H	CSU Bakersfield	80 49									

Non-Div I Games:

Washington

Average RPI Win:	212	WON-LOST	WINNING	LAST 10	STRENGTH OF	OPP. STRENGTH	TEAM	ADJ.	CONF.	ADJ CONF.
Average RPI Loss:	17	RECORD	PCT. RANK	GAMES	SCHEDULE	OF SCHEDULE	RPI	RPI	RPI	RPI
DIV. I ONLY	5- 4	146	5-4	42	73	85	85	1	1	
DIV. I NON-CONF.	5- 4	145	5-4	41	73	85	85	1	1	
TOTALS	RPI 1-25	RPI 26-50	W-L RECORDS	RPI 51-100	RPI 101-150	RPI 150+				
5- 4	0- 3	0- 1	OVERALL	1- 0	0- 0	4- 0				
4- 1	0- 1	0- 0	HOME	0- 0	0- 0	4- 0				
1- 0	0- 0	0- 0	AWAY	1- 0	0- 0	0- 0				
0- 3	0- 2	0- 1	NEUTRAL	0- 0	0- 0	0- 0				
5- 4	0- 3	0- 1	NON-CONFERENCE	1- 0	0- 0	4- 0				
4- 1	0- 1	0- 0	HOME	0- 0	0- 0	4- 0				
1- 0	0- 0	0- 0	AWAY	1- 0	0- 0	0- 0				
0- 3	0- 2	0- 1	NEUTRAL	0- 0	0- 0	0- 0				
0- 0	0- 0	0- 0	CONFERENCE	0- 0	0- 0	0- 0				
0- 0	0- 0	0- 0	HOME	0- 0	0- 0	0- 0				
0- 0	0- 0	0- 0	AWAY	0- 0	0- 0	0- 0				
0- 0	0- 0	0- 0	NEUTRAL	0- 0	0- 0	0- 0				

RPI 1-25				RPI 26-50				RPI 51-100				RPI 101+			
RPI	S	Opponent	Score	RPI	S	Opponent	Score	RPI	S	Opponent	Score	RPI	S	Opponent	Score
7	H	Gonzaga	53 76	29	N	Baylor	66 89	72	A	Boise St.	80 68	160	H	BYU	67 50
13	N	Indiana	44 78									231	H	CSUN	71 61
18	N	South Carolina	53 68									294	H	Pepperdine	85 48
												304	H	Ark.-Pine Bluff	85 56
LAST 10 Division I															
231	H	CSUN	71 61	7	H	Gonzaga	53 76	304	H	Ark.-Pine Bluff	85 56				
72	A	Boise St.	80 68					13	N	Indiana	44 78				
160	H	BYU	67 50					18	N	South Carolina	53 68				
294	H	Pepperdine	85 48					29	N	Baylor	66 89				

Non-Div I Games:

Washington St.

Average RPI Win:	262	WON-LOST	WINNING	LAST 10	STRENGTH OF	OPP. STRENGTH	TEAM	ADJ.	CONF.	ADJ CONF.
Average RPI Loss:	155	RECORD	PCT. RANK	GAMES	SCHEDULE	OF SCHEDULE	RPI	RPI	RPI	RPI
DIV. I ONLY	1- 6	309	1-6	53	300	210	210	18	18	
DIV. I NON-CONF.	1- 6	308	1-6	53	300	210	210	18	18	
TOTALS	RPI 1-25	RPI 26-50	W-L RECORDS	RPI 51-100	RPI 101-150	RPI 150+				
1- 6	0- 0	0- 2	OVERALL	0- 0	0- 0	1- 4				
0- 1	0- 0	0- 0	HOME	0- 0	0- 0	0- 1				
1- 5	0- 0	0- 2	AWAY	0- 0	0- 0	1- 3				
0- 0	0- 0	0- 0	NEUTRAL	0- 0	0- 0	0- 0				
1- 6	0- 0	0- 2	NON-CONFERENCE	0- 0	0- 0	1- 4				
0- 1	0- 0	0- 0	HOME	0- 0	0- 0	0- 1				
1- 5	0- 0	0- 2	AWAY	0- 0	0- 0	1- 3				
0- 0	0- 0	0- 0	NEUTRAL	0- 0	0- 0	0- 0				
0- 0	0- 0	0- 0	CONFERENCE	0- 0	0- 0	0- 0				
0- 0	0- 0	0- 0	HOME	0- 0	0- 0	0- 0				
0- 0	0- 0	0- 0	AWAY	0- 0	0- 0	0- 0				
0- 0	0- 0	0- 0	NEUTRAL	0- 0	0- 0	0- 0				

RPI S	Opponent	Score	RPI S	Opponent	Score	RPI S	Opponent	Score	RPI S	Opponent	Score	Team's RPI: 210
39	A Pacific	53 76	47	A UCLA	45 85				151	A Washington	41 94	
									167	H Portland	59 78	
									198	A UTEP	51 70	
									262	A UC Riverside	64 54	
									325	A New Mexico St.	47 77	
LAST 10 Division I												
325	A New Mexico St.	47 77	198	A UTEP	51 70							
47	A UCLA	45 85	262	A UC Riverside	64 54							
			39	A Pacific	53 76							
			151	A Washington	41 94							
			167	H Portland	59 78							

Non-Div I Games:

Weber St.

West Virginia

Through Games Of Dec. 12, 2019

Average RPI Win:	186	WON-LOST	WINNING	LAST 10	STRENGTH OF	OPP. STRENGTH	TEAM	ADJ.	CONF.	ADJ CONF.
Average RPI Loss:	8	RECORD	PCT. RANK	GAMES	SCHEDULE	OF SCHEDULE	RPI	RPI	RPI	RPI
DIV. I ONLY	6- 1	43	6-1	201	41	58	58	5	5	
DIV. I NON-CONF.	6- 1	43	6-1	201	41	59	59	5	5	
TOTALS	RPI 1-25	RPI 26-50	W-L RECORDS	RPI 51-100	RPI 101-150	RPI 150+				
6- 1	1- 1	0- 0	OVERALL	1- 0	0- 0	4- 0				
4- 0	0- 0	0- 0	HOME	0- 0	0- 0	4- 0				
1- 0	1- 0	0- 0	AWAY	0- 0	0- 0	0- 0				
1- 1	0- 1	0- 0	NEUTRAL	1- 0	0- 0	0- 0				
6- 1	1- 1	0- 0	NON-CONFERENCE	1- 0	0- 0	4- 0				
4- 0	0- 0	0- 0	HOME	0- 0	0- 0	4- 0				
1- 0	1- 0	0- 0	AWAY	0- 0	0- 0	0- 0				
1- 1	0- 1	0- 0	NEUTRAL	1- 0	0- 0	0- 0				
0- 0	0- 0	0- 0	CONFERENCE	0- 0	0- 0	0- 0				
0- 0	0- 0	0- 0	HOME	0- 0	0- 0	0- 0				
0- 0	0- 0	0- 0	AWAY	0- 0	0- 0	0- 0				
0- 0	0- 0	0- 0	NEUTRAL	0- 0	0- 0	0- 0				

RPI 1-25				RPI 26-50				RPI 51-100 Team's RPI: 58				RPI 101+			
RPI	S	Opponent	Score	RPI	S	Opponent	Score	RPI	S	Opponent	Score	RPI	S	Opponent	Score
8	N	Creighton	75 82					96	N	New Mexico	73 60	188	H	Saint Francis (PA)	74 45
11	A	Mississippi St.	71 65									246	H	Radford	74 37
												268	H	Presbyterian	56 40
												309	H	Coppin St.	82 47
LAST 10 Division I															
		11	A	Mississippi St.	71	65				246	H	Radford	74	37	
		96	N	New Mexico	73	60				268	H	Presbyterian	56	40	
		8	N	Creighton	75	82				188	H	Saint Francis (PA)	74	45	
		309	H	Coppin St.	82	47									

Non-Div I Games:

West Virginia

■ Loss,
 ■ Non-Conf, S Site,
 ■ Home
 ■ Away
 N Neutral

Average RPI Win:	312	WON-LOST	WINNING	LAST 10	STRENGTH OF	OPP. STRENGTH	TEAM	ADJ.	CONF.	ADJ CONF.
Average RPI Loss:	180	RECORD	PCT. RANK	GAMES	SCHEDULE	OF SCHEDULE	RPI	RPI	RPI	RPI
DIV. I ONLY	1- 9	331	1-9	124	339	313	313	26	26	
DIV. I NON-CONF.	1- 9	331	1-9	124	339	313	313	26	26	
TOTALS	RPI 1-25	RPI 26-50	W-L RECORDS	RPI 51-100	RPI 101-150	RPI 150+				
1- 9	0- 0	0- 0	OVERALL	0- 1	0- 2	1- 6				
1- 4	0- 0	0- 0	HOME	0- 0	0- 1	1- 3				
0- 5	0- 0	0- 0	AWAY	0- 1	0- 1	0- 3				
0- 0	0- 0	0- 0	NEUTRAL	0- 0	0- 0	0- 0				
1- 9	0- 0	0- 0	NON-CONFERENCE	0- 1	0- 2	1- 6				
1- 4	0- 0	0- 0	HOME	0- 0	0- 1	1- 3				
0- 5	0- 0	0- 0	AWAY	0- 1	0- 1	0- 3				
0- 0	0- 0	0- 0	NEUTRAL	0- 0	0- 0	0- 0				
0- 0	0- 0	0- 0	CONFERENCE	0- 0	0- 0	0- 0				
0- 0	0- 0	0- 0	HOME	0- 0	0- 0	0- 0				
0- 0	0- 0	0- 0	AWAY	0- 0	0- 0	0- 0				
0- 0	0- 0	0- 0	NEUTRAL	0- 0	0- 0	0- 0				

RPI 1-25			RPI 26-50			RPI 51-100			RPI 101+			Team's RPI: 313
RPI	S	Opponent	Score	RPI	S	Opponent	Score	RPI	S	Opponent	Score	
						66 A North Carolina	55 92	102 A Davidson		51 101		
								150 H Cleveland St.		61 68		
								152 H Campbell		40 61		
								153 H Coastal Caro.		43 66		
								178 A Gardner-Webb		62 88		
								214 A Elon		24 68		
								285 H UNC Asheville		47 64		
								312 H Charleston So.		69 64		
								316 A USC Upstate		62 70		
LAST 10 Division I												
178 A Gardner-Webb		62 88	150 H Cleveland St.		61 68							
153 H Coastal Caro.		43 66	312 H Charleston So.		69 64							
102 A Davidson		51 101	316 A USC Upstate		62 70							
285 H UNC Asheville		47 64	214 A Elon		24 68							
152 H Campbell		40 61	66 A North Carolina		55 92							

Non-Div I Games: UVa-Wise 64 55

Western Caro.

■ Loss,
 ■ Non-Conf,
 ■ S Site,
 ■ Home
 ■ A Away
 N Neutral

Average RPI Win:	271	WON-LOST	WINNING	LAST 10	STRENGTH OF	OPP. STRENGTH	TEAM	ADJ.	CONF.	ADJ CONF.
Average RPI Loss:	59	RECORD	PCT. RANK	GAMES	SCHEDULE	OF SCHEDULE	RPI	RPI	RPI	RPI
DIV. I ONLY	2- 5	253	2-5	176	24	204	204	17	17	
DIV. I NON-CONF.	2- 5	253	2-5	174	24	203	203	17	17	
TOTALS	RPI 1-25	RPI 26-50	W-L RECORDS	RPI 51-100	RPI 101-150	RPI 150+				
2- 5	0- 2	0- 1	OVERALL	0- 1	0- 0	2- 1				
1- 1	0- 0	0- 0	HOME	0- 1	0- 0	1- 0				
1- 4	0- 2	0- 1	AWAY	0- 0	0- 0	1- 1				
0- 0	0- 0	0- 0	NEUTRAL	0- 0	0- 0	0- 0				
2- 5	0- 2	0- 1	NON-CONFERENCE	0- 1	0- 0	2- 1				
1- 1	0- 0	0- 0	HOME	0- 1	0- 0	1- 0				
1- 4	0- 2	0- 1	AWAY	0- 0	0- 0	1- 1				
0- 0	0- 0	0- 0	NEUTRAL	0- 0	0- 0	0- 0				
0- 0	0- 0	0- 0	CONFERENCE	0- 0	0- 0	0- 0				
0- 0	0- 0	0- 0	HOME	0- 0	0- 0	0- 0				
0- 0	0- 0	0- 0	AWAY	0- 0	0- 0	0- 0				
0- 0	0- 0	0- 0	NEUTRAL	0- 0	0- 0	0- 0				

RPI 1-25				RPI 26-50				RPI 51-100				RPI 101+				Team's RPI: 204
RPI	S	Opponent	Score	RPI	S	Opponent	Score	RPI	S	Opponent	Score	RPI	S	Opponent	Score	
21	A	Drake	75 94	26	A	Illinois St.	65 78	55	H	Bradley	49 84	169	A	Missouri	89 97	
25	A	Purdue	59 66									219	H	Indiana St.	83 72	
												323	A	Chicago St.	88 78	
LAST 10 Division I																
21	A	Drake	75 94	323	A	Chicago St.	88 78									
55	H	Bradley	49 84	26	A	Illinois St.	65 78									
25	A	Purdue	59 66													
219	H	Indiana St.	83 72													
169	A	Missouri	89 97													

Non-Div I Games: Culver-Stockton 82 76 Ill.-Springfield 91 51 Mo. Baptist 90 69

Western Ill.

Average RPI Win:	175	WON-LOST	WINNING	LAST 10	STRENGTH OF	OPP. STRENGTH	TEAM	ADJ.	CONF.	ADJ CONF.
Average RPI Loss:	73	RECORD	PCT. RANK	GAMES	SCHEDULE	OF SCHEDULE	RPI	RPI	RPI	RPI
DIV. I ONLY	7- 2	50	7-2	161	21	38	38	13	13	
DIV. I NON-CONF.	7- 2	51	7-2	160	21	38	38	13	13	
TOTALS	RPI 1-25	RPI 26-50	W-L RECORDS	RPI 51-100	RPI 101-150	RPI 150+				
7- 2	0- 1	0- 0	OVERALL	1- 0	2- 1	4- 0				
4- 0	0- 0	0- 0	HOME	1- 0	1- 0	2- 0				
2- 2	0- 1	0- 0	AWAY	0- 0	1- 1	1- 0				
1- 0	0- 0	0- 0	NEUTRAL	0- 0	0- 0	1- 0				
7- 2	0- 1	0- 0	NON-CONFERENCE	1- 0	2- 1	4- 0				
4- 0	0- 0	0- 0	HOME	1- 0	1- 0	2- 0				
2- 2	0- 1	0- 0	AWAY	0- 0	1- 1	1- 0				
1- 0	0- 0	0- 0	NEUTRAL	0- 0	0- 0	1- 0				
0- 0	0- 0	0- 0	CONFERENCE	0- 0	0- 0	0- 0				
0- 0	0- 0	0- 0	HOME	0- 0	0- 0	0- 0				
0- 0	0- 0	0- 0	AWAY	0- 0	0- 0	0- 0				
0- 0	0- 0	0- 0	NEUTRAL	0- 0	0- 0	0- 0				

RPI 1-25				RPI 26-50		Team's RPI: 38		RPI 51-100				RPI 101+			
RPI	S	Opponent	Score	RPI	S	Opponent	Score	RPI	S	Opponent	Score	RPI	S	Opponent	Score
5	A	Louisville	56 75					51	H	Oklahoma	74 63	103	H	Central Mich.	93 58
												135	A	Ball St.	91 86
												140	A	Saint Mary's (CA)	73 80
												156	H	Belmont	77 46
												241	N	Tulsa	76 63
												251	H	Little Rock	77 58
												290	A	Mercer	75 62
LAST 10 Division I															
103	H	Central Mich.	93 58	135	A	Ball St.	91 86								
156	H	Belmont	77 46	51	H	Oklahoma	74 63								
290	A	Mercer	75 62	140	A	Saint Mary's (CA)	73 80								
5	A	Louisville	56 75	241	N	Tulsa	76 63								
				251	H	Little Rock	77 58								

Non-Div I Games:

Western Ky.

Average RPI Win:	325	WON-LOST	WINNING	LAST 10	STRENGTH OF	OPP. STRENGTH	TEAM	ADJ.	CONF.	ADJ CONF.
Average RPI Loss:	107	RECORD	PCT. RANK	GAMES	SCHEDULE	OF SCHEDULE	RPI	RPI	RPI	RPI
DIV. I ONLY	3- 3	163	3-3	270	248	224	224	12	12	
DIV. I NON-CONF.	3- 3	162	3-3	269	248	224	224	12	12	
TOTALS	RPI 1-25	RPI 26-50	W-L RECORDS	RPI 51-100	RPI 101-150	RPI 150+				
3- 3	0- 0	0- 1	OVERALL	0- 1	0- 0	3- 1				
1- 1	0- 0	0- 0	HOME	0- 1	0- 0	1- 0				
1- 2	0- 0	0- 1	AWAY	0- 0	0- 0	1- 1				
1- 0	0- 0	0- 0	NEUTRAL	0- 0	0- 0	1- 0				
3- 3	0- 0	0- 1	NON-CONFERENCE	0- 1	0- 0	3- 1				
1- 1	0- 0	0- 0	HOME	0- 1	0- 0	1- 0				
1- 2	0- 0	0- 1	AWAY	0- 0	0- 0	1- 1				
1- 0	0- 0	0- 0	NEUTRAL	0- 0	0- 0	1- 0				
0- 0	0- 0	0- 0	CONFERENCE	0- 0	0- 0	0- 0				
0- 0	0- 0	0- 0	HOME	0- 0	0- 0	0- 0				
0- 0	0- 0	0- 0	AWAY	0- 0	0- 0	0- 0				
0- 0	0- 0	0- 0	NEUTRAL	0- 0	0- 0	0- 0				

RPI 1-25			RPI 26-50			RPI 51-100			RPI 101+			Team's RPI: 224
RPI	S	Opponent	Score	RPI	S	Opponent	Score	RPI	S	Opponent	Score	
				36	A	Michigan	55 76	86	H	Fla. Atlantic	79 80	198 A UTEP 46 76
												324 H Detroit Mercy 82 67
												325 N New Mexico St. 79 76
												327 A UIC 80 52
LAST 10 Division I												
				327	A	UIC	80 52	325	N	New Mexico St.	79 76	
								198	A	UTEP	46 76	
								86	H	Fla. Atlantic	79 80	
								324	H	Detroit Mercy	82 67	
								36	A	Michigan	55 76	

Non-Div I Games: Kentucky St. 80 41

Western Mich.

Average RPI Win:	184	WON-LOST	WINNING	LAST 10	STRENGTH OF	OPP. STRENGTH	TEAM	ADJ.	CONF.	ADJ CONF.
Average RPI Loss:	95	RECORD	PCT. RANK	GAMES	SCHEDULE	OF SCHEDULE	RPI	RPI	RPI	RPI
DIV. I ONLY	5- 3	106	5-3	236	8	132	132	9	9	
DIV. I NON-CONF.	5- 3	105	5-3	235	8	131	131	9	9	
TOTALS	RPI 1-25	RPI 26-50	W-L RECORDS	RPI 51-100	RPI 101-150	RPI 150+				
5- 3	0- 1	0- 0	OVERALL	1- 1	0- 0	4- 1				
4- 1	0- 0	0- 0	HOME	1- 1	0- 0	3- 0				
1- 2	0- 1	0- 0	AWAY	0- 0	0- 0	1- 1				
0- 0	0- 0	0- 0	NEUTRAL	0- 0	0- 0	0- 0				
5- 3	0- 1	0- 0	NON-CONFERENCE	1- 1	0- 0	4- 1				
4- 1	0- 0	0- 0	HOME	1- 1	0- 0	3- 0				
1- 2	0- 1	0- 0	AWAY	0- 0	0- 0	1- 1				
0- 0	0- 0	0- 0	NEUTRAL	0- 0	0- 0	0- 0				
0- 0	0- 0	0- 0	CONFERENCE	0- 0	0- 0	0- 0				
0- 0	0- 0	0- 0	HOME	0- 0	0- 0	0- 0				
0- 0	0- 0	0- 0	AWAY	0- 0	0- 0	0- 0				
0- 0	0- 0	0- 0	NEUTRAL	0- 0	0- 0	0- 0				

RPI 1-25				RPI 26-50				RPI 51-100				RPI 101+				Team's RPI: 132	
RPI	S	Opponent	Score	RPI	S	Opponent	Score	RPI	S	Opponent	Score	RPI	S	Opponent	Score		
2	A	Missouri St.	55 68					51	H	Oklahoma	88 83	197	H	Eastern Mich.	63 52		
								54	H	UNI	50 61	215	H	Southern U.	69 63		
												221	A	Louisiana Tech	88 80		
												229	A	Oral Roberts	66 79		
												236	H	Houston Baptist	59 42		
LAST 10 Division I																	
				197	H	Eastern Mich.	63 52					215	H	Southern U.	69 63		
				2	A	Missouri St.	55 68					229	A	Oral Roberts	66 79		
				51	H	Oklahoma	88 83					54	H	UNI	50 61		
				236	H	Houston Baptist	59 42										
				221	A	Louisiana Tech	88 80										

Non-Div I Games:

Wichita St.

Average RPI Win:	265	WON-LOST	WINNING	LAST 10	STRENGTH OF	OPP. STRENGTH	TEAM	ADJ.	CONF.	ADJ CONF.
Average RPI Loss:	51	RECORD	PCT. RANK	GAMES	SCHEDULE	OF SCHEDULE	RPI	RPI	RPI	RPI
DIV. I ONLY	7- 2	50	7-2	330	79	172	172	19	19	
DIV. I NON-CONF.	7- 2	51	7-2	330	79	169	169	19	19	
TOTALS	RPI 1-25	RPI 26-50	W-L RECORDS	RPI 51-100	RPI 101-150	RPI 150+				
7- 2	0- 0	0- 1	OVERALL	0- 1	0- 0	7- 0				
3- 1	0- 0	0- 0	HOME	0- 1	0- 0	3- 0				
4- 1	0- 0	0- 1	AWAY	0- 0	0- 0	4- 0				
0- 0	0- 0	0- 0	NEUTRAL	0- 0	0- 0	0- 0				
7- 2	0- 0	0- 1	NON-CONFERENCE	0- 1	0- 0	7- 0				
3- 1	0- 0	0- 0	HOME	0- 1	0- 0	3- 0				
4- 1	0- 0	0- 1	AWAY	0- 0	0- 0	4- 0				
0- 0	0- 0	0- 0	NEUTRAL	0- 0	0- 0	0- 0				
0- 0	0- 0	0- 0	CONFERENCE	0- 0	0- 0	0- 0				
0- 0	0- 0	0- 0	HOME	0- 0	0- 0	0- 0				
0- 0	0- 0	0- 0	AWAY	0- 0	0- 0	0- 0				
0- 0	0- 0	0- 0	NEUTRAL	0- 0	0- 0	0- 0				

RPI 1-25				RPI 26-50				RPI 51-100				RPI 101+				Team's RPI: 172			
RPI	S	Opponent	Score	RPI	S	Opponent	Score	RPI	S	Opponent	Score	RPI	S	Opponent	Score				
				49	A	Richmond	73 76					53	H	Old Dominion	58 69	182	A	Delaware St.	73 52
																248	A	VCU	69 55
																249	A	Army West Point	77 65
																273	H	UMES	78 50
																277	H	Hartford	61 44
																295	A	East Carolina	78 68
																331	H	UMBC	76 48
LAST 10 Division I																			
				182	A	Delaware St.	73 52	248	A	VCU	69 55								
				277	H	Hartford	61 44	53	H	Old Dominion	58 69								
				331	H	UMBC	76 48	273	H	UMES	78 50								
				49	A	Richmond	73 76	249	A	Army West Point	77 65								
				295	A	East Carolina	78 68												

Non-Div I Games:

William & Mary

■ Loss,
 ■ Non-Conf, S Site,
 ■ Home
 ■ Away
 N Neutral

[illegible]

Winthrop

Page 344

Average RPI Win:	221	WON-LOST	WINNING	LAST 10	STRENGTH OF	OPP. STRENGTH	TEAM	ADJ.	CONF.	ADJ CONF.
Average RPI Loss:	34	RECORD	PCT. RANK	GAMES	SCHEDULE	OF SCHEDULE	RPI	RPI	RPI	RPI
DIV. I ONLY	7- 3	77	7-3	111	182	71	71	2	2	
DIV. I NON-CONF.	7- 3	78	7-3	111	180	71	71	2	2	
TOTALS	RPI 1-25	RPI 26-50	W-L RECORDS	RPI 51-100	RPI 101-150	RPI 150+				
7- 3	0- 0	0- 3	OVERALL	1- 0	1- 0	5- 0				
5- 0	0- 0	0- 0	HOME	1- 0	0- 0	4- 0				
1- 2	0- 0	0- 2	AWAY	0- 0	0- 0	1- 0				
1- 1	0- 0	0- 1	NEUTRAL	0- 0	1- 0	0- 0				
7- 3	0- 0	0- 3	NON-CONFERENCE	1- 0	1- 0	5- 0				
5- 0	0- 0	0- 0	HOME	1- 0	0- 0	4- 0				
1- 2	0- 0	0- 2	AWAY	0- 0	0- 0	1- 0				
1- 1	0- 0	0- 1	NEUTRAL	0- 0	1- 0	0- 0				
0- 0	0- 0	0- 0	CONFERENCE	0- 0	0- 0	0- 0				
0- 0	0- 0	0- 0	HOME	0- 0	0- 0	0- 0				
0- 0	0- 0	0- 0	AWAY	0- 0	0- 0	0- 0				
0- 0	0- 0	0- 0	NEUTRAL	0- 0	0- 0	0- 0				

RPI S	Opponent	Score	RPI S	Opponent	Score	RPI S	Opponent	Score	RPI S	Opponent	Score
			27 A	Georgia Tech	41 60	100 H	North Florida	75 62	135 N	Ball St.	67 56
			31 N	Arkansas	64 68				171 H	Milwaukee	71 40
			44 A	Colorado	57 74				235 H	Eastern Ill.	63 55
									283 A	North Dakota St.	64 63
									303 H	Alabama St.	85 67
									320 H	Wofford	78 65
LAST 10 Division I											
			303 H	Alabama St.	85 67	283 A	North Dakota St.	64 63			
			171 H	Milwaukee	71 40	27 A	Georgia Tech	41 60			
			44 A	Colorado	57 74	31 N	Arkansas	64 68			
			320 H	Wofford	78 65	135 N	Ball St.	67 56			
			100 H	North Florida	75 62	235 H	Eastern Ill.	63 55			

Non-Div I Games:

Wisconsin

Wofford

Through Games Of Dec. 12, 2019

Average RPI Win:	303	WON-LOST	WINNING	LAST 10	STRENGTH OF	OPP. STRENGTH	TEAM	ADJ.	CONF.	ADJ CONF.
Average RPI Loss:	185	RECORD	PCT. RANK	GAMES	SCHEDULE	OF SCHEDULE	RPI	RPI	RPI	RPI
DIV. I ONLY	3- 6	228	3-6	309	256	320	320	26	26	
DIV. I NON-CONF.	3- 6	229	3-6	309	256	320	320	26	26	
TOTALS	RPI 1-25	RPI 26-50	W-L RECORDS	RPI 51-100	RPI 101-150	RPI 150+				
3- 6	0- 0	0- 0	OVERALL	0- 1	0- 1	3- 4				
2- 3	0- 0	0- 0	HOME	0- 0	0- 0	2- 3				
0- 3	0- 0	0- 0	AWAY	0- 1	0- 1	0- 1				
1- 0	0- 0	0- 0	NEUTRAL	0- 0	0- 0	1- 0				
3- 6	0- 0	0- 0	NON-CONFERENCE	0- 1	0- 1	3- 4				
2- 3	0- 0	0- 0	HOME	0- 0	0- 0	2- 3				
0- 3	0- 0	0- 0	AWAY	0- 1	0- 1	0- 1				
1- 0	0- 0	0- 0	NEUTRAL	0- 0	0- 0	1- 0				
0- 0	0- 0	0- 0	CONFERENCE	0- 0	0- 0	0- 0				
0- 0	0- 0	0- 0	HOME	0- 0	0- 0	0- 0				
0- 0	0- 0	0- 0	AWAY	0- 0	0- 0	0- 0				
0- 0	0- 0	0- 0	NEUTRAL	0- 0	0- 0	0- 0				

RPI S	Opponent	Score	RPI S	Opponent	Score	RPI S	Opponent	Score	RPI S	Opponent	Score	Team's RPI: 320
						71 A	Wisconsin	65 78	115 A	Auburn	82 84	
									153 H	Coastal Caro.	73 78	
									178 A	Gardner-Webb	53 67	
									268 H	Presbyterian	67 60	
									284 H	Ga. Southern	57 70	
									306 H	Appalachian St.	51 54	
									307 H	Longwood	79 76	
									333 N	Winthrop	60 59	
LAST 10 Division I												
306 H	Appalachian St.	51 54	284 H	Ga. Southern	57 70							
178 A	Gardner-Webb	53 67	268 H	Presbyterian	67 60							
71 A	Wisconsin	65 78	333 N	Winthrop	60 59							
115 A	Auburn	82 84	307 H	Longwood	79 76							
			153 H	Coastal Caro.	73 78							

Non-Div I Games: UNKNOWN 89 38

Wofford

Loss, Non-Conf, S Site, H Home A Away N Neutral

Average RPI Win:	204	WON-LOST	WINNING	LAST 10	STRENGTH OF	OPP. STRENGTH	TEAM	ADJ.	CONF.	ADJ CONF.
Average RPI Loss:	48	RECORD	PCT. RANK	GAMES	SCHEDULE	OF SCHEDULE	RPI	RPI	RPI	RPI
DIV. I ONLY	4- 3	131	4-3	123	80	93	93	15	15	
DIV. I NON-CONF.	4- 3	131	4-3	123	80	94	94	15	15	
TOTALS	RPI 1-25	RPI 26-50	W-L RECORDS	RPI 51-100	RPI 101-150	RPI 150+				
4- 3	0- 0	0- 2	OVERALL	1- 1	0- 0	3- 0				
1- 1	0- 0	0- 1	HOME	1- 0	0- 0	0- 0				
2- 1	0- 0	0- 0	AWAY	0- 1	0- 0	2- 0				
1- 1	0- 0	0- 1	NEUTRAL	0- 0	0- 0	1- 0				
4- 3	0- 0	0- 2	NON-CONFERENCE	1- 1	0- 0	3- 0				
1- 1	0- 0	0- 1	HOME	1- 0	0- 0	0- 0				
2- 1	0- 0	0- 0	AWAY	0- 1	0- 0	2- 0				
1- 1	0- 0	0- 1	NEUTRAL	0- 0	0- 0	1- 0				
0- 0	0- 0	0- 0	CONFERENCE	0- 0	0- 0	0- 0				
0- 0	0- 0	0- 0	HOME	0- 0	0- 0	0- 0				
0- 0	0- 0	0- 0	AWAY	0- 0	0- 0	0- 0				
0- 0	0- 0	0- 0	NEUTRAL	0- 0	0- 0	0- 0				

RPI 1-25				RPI 26-50				RPI 51-100				Team's RPI: 93	RPI 101+			
RPI	S	Opponent	Score	RPI	S	Opponent	Score	RPI	S	Opponent	Score		RPI	S	Opponent	Score
				28	H	Abilene Christian	64 83	62	H	CSU Bakersfield	65 60		207	A	SMU	69 61
				33	N	Kansas	63 74	82	A	UT Arlington	62 68		258	A	Xavier	86 74
													289	N	Loyola Maryland	66 51
LAST 10 Division I																
				207	A	SMU	69 61	289	N	Loyola Maryland	66 51					
				82	A	UT Arlington	62 68	33	N	Kansas	63 74					
								258	A	Xavier	86 74					
								62	H	CSU Bakersfield	65 60					
								28	H	Abilene Christian	64 83					

Non-Div I Games: Marian (IN) 64 60

Wright St.

Average RPI Win: 228		WON-LOST	WINNING	LAST 10	STRENGTH OF	OPP. STRENGTH	TEAM	ADJ.	CONF.	ADJ CONF.
Average RPI Loss: 129		RECORD	PCT. RANK	GAMES	SCHEDULE	OF SCHEDULE	RPI	RPI	RPI	RPI
DIV. I ONLY		5- 3	106	5-3	214	149	122	122	21	21
DIV. I NON-CONF.		3- 3	162	3-3	223	152	195	195	21	21
TOTALS	RPI 1-25		RPI 26-50		W-L RECORDS		RPI 51-100		RPI 101-150	RPI 150+
5- 3	0- 0		0- 1		OVERALL		1- 1		1- 0	3- 1
2- 1	0- 0		0- 1		HOME		0- 0		1- 0	1- 0
3- 2	0- 0		0- 0		AWAY		1- 1		0- 0	2- 1
0- 0	0- 0		0- 0		NEUTRAL		0- 0		0- 0	0- 0
3- 3	0- 0		0- 1		NON-CONFERENCE		0- 1		1- 0	2- 1
2- 1	0- 0		0- 1		HOME		0- 0		1- 0	1- 0
1- 2	0- 0		0- 0		AWAY		0- 1		0- 0	1- 1
0- 0	0- 0		0- 0		NEUTRAL		0- 0		0- 0	0- 0
2- 0	0- 0		0- 0		CONFERENCE		1- 0		0- 0	1- 0
0- 0	0- 0		0- 0		HOME		0- 0		0- 0	0- 0
2- 0	0- 0		0- 0		AWAY		1- 0		0- 0	1- 0
0- 0	0- 0		0- 0		NEUTRAL		0- 0		0- 0	0- 0

[illegible]

Non-Div I Games:	Colo. Christian	70	31
------------------	-----------------	----	----

Wyoming

■ Loss, ■ Non-Conf, S Site, H Home A Away N Neutral

x
a
v
i
e
r

X
a
v
i
e
r

Xavier

Page 349

Average RPI Win: 192		WON-LOST	WINNING	LAST 10	STRENGTH OF	OPP. STRENGTH	TEAM	ADJ.	CONF.	ADJ CONF.
Average RPI Loss: 65		RECORD	PCT. RANK	GAMES	SCHEDULE	OF SCHEDULE	RPI	RPI	RPI	RPI
DIV. I ONLY		6- 3	85	6-3	84	203	56	56	8	8
DIV. I NON-CONF.		6- 3	83	6-3	84	203	57	57	8	8
TOTALS	RPI 1-25		RPI 26-50		W-L RECORDS	RPI 51-100	RPI 101-150		RPI 150+	
6- 3	0- 0		0- 1		OVERALL	1- 2	0- 0		5- 0	
2- 1	0- 0		0- 0		HOME	1- 1	0- 0		1- 0	
3- 2	0- 0		0- 1		AWAY	0- 1	0- 0		3- 0	
1- 0	0- 0		0- 0		NEUTRAL	0- 0	0- 0		1- 0	
6- 3	0- 0		0- 1		NON-CONFERENCE	1- 2	0- 0		5- 0	
2- 1	0- 0		0- 0		HOME	1- 1	0- 0		1- 0	
3- 2	0- 0		0- 1		AWAY	0- 1	0- 0		3- 0	
1- 0	0- 0		0- 0		NEUTRAL	0- 0	0- 0		1- 0	
0- 0	0- 0		0- 0		CONFERENCE	0- 0	0- 0		0- 0	
0- 0	0- 0		0- 0		HOME	0- 0	0- 0		0- 0	
0- 0	0- 0		0- 0		AWAY	0- 0	0- 0		0- 0	
0- 0	0- 0		0- 0		NEUTRAL	0- 0	0- 0		0- 0	

RPI 1-25				RPI 26-50				RPI 51-100				RPI 101+			
RPI	S	Opponent	Score	RPI	S	Opponent	Score	RPI	S	Opponent	Score	RPI	S	Opponent	Score
				47	A	UCLA	65 100	57	H	Providence	82 79	164	N	Fresno St.	87 67
								65	A	Colgate	67 70	185	A	Northeastern	78 63
								84	H	St. John's (NY)	66 80	202	H	Quinnipiac	63 59
												233	A	UMass Lowell	67 59
												310	A	LMU (CA)	81 65
LAST 10 Division I															
				185	A	Northeastern	78 63	84	H	St. John's (NY)	66 80				
				233	A	UMass Lowell	67 59	310	A	LMU (CA)	81 65				
				65	A	Colgate	67 70	164	N	Fresno St.	87 67				
				202	H	Quinnipiac	63 59	47	A	UCLA	65 100				
				57	H	Providence	82 79								

Non-Div I Games:

Yale

■ Loss, ■ Non-Conf, S Site, H Home A Away N Neutral

Average RPI Win:	222	WON-LOST	WINNING	LAST 10	STRENGTH OF	OPP. STRENGTH	TEAM	ADJ.	CONF.	ADJ CONF.
Average RPI Loss:	137	RECORD	PCT. RANK	GAMES	SCHEDULE	OF SCHEDULE	RPI	RPI	RPI	RPI
DIV. I ONLY	5- 3	106	5-3	272	116	162	162	15	15	
DIV. I NON-CONF.	5- 3	105	5-3	271	116	161	161	15	15	
TOTALS	RPI 1-25	RPI 26-50	W-L RECORDS	RPI 51-100	RPI 101-150	RPI 150+				
5- 3	0- 0	0- 0	OVERALL	0- 1	0- 0	5- 2				
3- 1	0- 0	0- 0	HOME	0- 1	0- 0	3- 0				
2- 2	0- 0	0- 0	AWAY	0- 0	0- 0	2- 2				
0- 0	0- 0	0- 0	NEUTRAL	0- 0	0- 0	0- 0				
5- 3	0- 0	0- 0	NON-CONFERENCE	0- 1	0- 0	5- 2				
3- 1	0- 0	0- 0	HOME	0- 1	0- 0	3- 0				
2- 2	0- 0	0- 0	AWAY	0- 0	0- 0	2- 2				
0- 0	0- 0	0- 0	NEUTRAL	0- 0	0- 0	0- 0				
0- 0	0- 0	0- 0	CONFERENCE	0- 0	0- 0	0- 0				
0- 0	0- 0	0- 0	HOME	0- 0	0- 0	0- 0				
0- 0	0- 0	0- 0	AWAY	0- 0	0- 0	0- 0				
0- 0	0- 0	0- 0	NEUTRAL	0- 0	0- 0	0- 0				

RPI 1-25				RPI 26-50				RPI 51-100				RPI 101+ Team's RPI: 162			
RPI	S	Opponent	Score	RPI	S	Opponent	Score	RPI	S	Opponent	Score	RPI	S	Opponent	Score
								69	H	Kent St.	73 82	168	A	Robert Morris	43 58
												174	A	Akron	62 91
												188	A	Saint Francis (PA)	56 46
												195	H	Wagner	64 42
												197	H	Eastern Mich.	79 77
												199	A	Eastern Ky.	72 63
												330	H	Canisius	87 59
LAST 10 Division I															
				168	A	Robert Morris	43 58					188	A	Saint Francis (PA)	56 46
				69	H	Kent St.	73 82					199	A	Eastern Ky.	72 63
				330	H	Canisius	87 59					195	H	Wagner	64 42
												174	A	Akron	62 91
												197	H	Eastern Mich.	79 77

Non-Div I Games:

Youngstown St.