

Average RPI Win:	206	WON-LOST	WINNING	LAST 10	STRENGTH OF	OPP. STRENGTH	TEAM	ADJ.	CONF.	ADJ CONF.
Average RPI Loss:	87	RECORD	PCT. RANK	GAMES	SCHEDULE	OF SCHEDULE	RPI	RPI	RPI	RPI

DIV. I ONLY	3- 2	128	0- 1	184	102	120	120	22	22
DIV. I NON-CONF.	3- 2	128	0- 1	184	102	120	120	22	22

TOTALS	RPI 1-25	RPI 26-50	W-L RECORDS	RPI 51-100	RPI 101-150	RPI 150+			
3- 2	0- 0	0- 0	OVERALL	1- 1	0- 1	2- 0			
0- 1	0- 0	0- 0	HOME	0- 1	0- 0	0- 0			
2- 1	0- 0	0- 0	AWAY	1- 0	0- 1	1- 0			
1- 0	0- 0	0- 0	NEUTRAL	0- 0	0- 0	1- 0			
3- 2	0- 0	0- 0	NON-CONFERENCE	1- 1	0- 1	2- 0			
0- 1	0- 0	0- 0	HOME	0- 1	0- 0	0- 0			
2- 1	0- 0	0- 0	AWAY	1- 0	0- 1	1- 0			
1- 0	0- 0	0- 0	NEUTRAL	0- 0	0- 0	1- 0			
0- 0	0- 0	0- 0	CONFERENCE	0- 0	0- 0	0- 0			
0- 0	0- 0	0- 0	HOME	0- 0	0- 0	0- 0			
0- 0	0- 0	0- 0	AWAY	0- 0	0- 0	0- 0			
0- 0	0- 0	0- 0	NEUTRAL	0- 0	0- 0	0- 0			

RPI 1-25				RPI 26-50				RPI 51-100				RPI 101+ Team's RPI: 120			
RPI	S	Opponent	Score	RPI	S	Opponent	Score	RPI	S	Opponent	Score	RPI	S	Opponent	Score
								53	H	Arkansas	68 80	121	A	Tulsa	63 75
								87	A	New Mexico St.	58 46	211	N	Texas Southern	81 39
												321	A	UTEP	70 69
LAST 12 Division I GAMES:															
								53	H	Arkansas	68 80				
								121	A	Tulsa	63 75				
								321	A	UTEP	70 69				
								211	N	Texas Southern	81 39				
								87	A	New Mexico St.	58 46				

Non-Div I Games: Eastern N.M. 78 46 Howard Payne 98 43 Southwest (NM) 90 47 Schreiner 90 43 Abilene Christian

Average RPI	Win: 227	WON-LOST	WINNING	LAST 10	STRENGTH OF	OPP. STRENGTH	TEAM	ADJ.	CONF.	ADJ CONF.
Average RPI	Loss: 94	RECORD	PCT. RANK	GAMES	SCHEDULE	OF SCHEDULE	RPI	RPI	RPI	RPI
DIV. I ONLY		3- 5	217	0- 1	53	251	163	163	9	9
DIV. I NON-CONF.		3- 5	217	0- 1	53	251	163	163	9	9
<hr/>										
TOTALS	RPI 1-25		RPI 26-50		W-L RECORDS		RPI 51-100		RPI 101-150	RPI 150+
3- 5	0- 0		1- 2		OVERALL		0- 1		0- 0	2- 2
2- 2	0- 0		1- 0		HOME		0- 0		0- 0	1- 2
1- 3	0- 0		0- 2		AWAY		0- 1		0- 0	1- 0
0- 0	0- 0		0- 0		NEUTRAL		0- 0		0- 0	0- 0
3- 5	0- 0		1- 2		NON-CONFERENCE		0- 1		0- 0	2- 2
2- 2	0- 0		1- 0		HOME		0- 0		0- 0	1- 2
1- 3	0- 0		0- 2		AWAY		0- 1		0- 0	1- 0
0- 0	0- 0		0- 0		NEUTRAL		0- 0		0- 0	0- 0
0- 0	0- 0		0- 0		CONFERENCE		0- 0		0- 0	0- 0
0- 0	0- 0		0- 0		HOME		0- 0		0- 0	0- 0
0- 0	0- 0		0- 0		AWAY		0- 0		0- 0	0- 0
0- 0	0- 0		0- 0		NEUTRAL		0- 0		0- 0	0- 0

RPI 1-25				RPI 26-50				RPI 51-100				RPI 101+ Team's RPI: 163			
RPI	S	Opponent	Score	RPI	S	Opponent	Score	RPI	S	Opponent	Score	RPI	S	Opponent	Score
				26	A	Minnesota	50 67	74	A	Denver	66 92	165	H	George Mason	71 78
				29	A	Northeastern	41 54					174	H	Navy	47 54
				37	H	Northern Colo.	69 57					303	A	Army West Point	71 60
												340	H	Fairleigh Dickinson	85 37
<hr/>															
LAST 12 Division I GAMES:															
				26	A	Minnesota	50 67	174	H	Navy	47 54				
				37	H	Northern Colo.	69 57	165	H	George Mason	71 78				
				29	A	Northeastern	41 54								
				303	A	Army West Point	71 60								
				340	H	Fairleigh Dickinson	85 37								
				74	A	Denver	66 92								

Non-Div I Games: Western St. 72 54

Air Force

■ Loss,
 ■ Non-Conf,
 ■ S Site,
 ■ H Home
 ■ A Away
 N Neutral

Average RPI Win: 271
Average RPI Loss: 107

WON-LOST
RECORD

WINNING
PCT. RANK

LAST 10
GAMES

STRENGTH OF
SCHEDULE

OPP. STRENGTH
OF SCHEDULE

TEAM
RPI

ADJ.
RPI

CONF.
RPI

ADJ CONF.
RPI

DIV. I ONLY	5- 2	80	0- 1	337	89	223	223	10	10
DIV. I NON-CONF.	5- 2	80	0- 1	337	89	223	223	10	10
TOTALS	RPI 1-25	RPI 26-50	W-L RECORDS	RPI 51-100	RPI 101-150	RPI 150+			
5- 2	0- 0	0- 0	OVERALL	0- 1	0- 1	5- 0			
2- 1	0- 0	0- 0	HOME	0- 1	0- 0	2- 0			
1- 1	0- 0	0- 0	AWAY	0- 0	0- 1	1- 0			
2- 0	0- 0	0- 0	NEUTRAL	0- 0	0- 0	2- 0			
5- 2	0- 0	0- 0	NON-CONFERENCE	0- 1	0- 1	5- 0			
2- 1	0- 0	0- 0	HOME	0- 1	0- 0	2- 0			
1- 1	0- 0	0- 0	AWAY	0- 0	0- 1	1- 0			
2- 0	0- 0	0- 0	NEUTRAL	0- 0	0- 0	2- 0			
0- 0	0- 0	0- 0	CONFERENCE	0- 0	0- 0	0- 0			
0- 0	0- 0	0- 0	HOME	0- 0	0- 0	0- 0			
0- 0	0- 0	0- 0	AWAY	0- 0	0- 0	0- 0			
0- 0	0- 0	0- 0	NEUTRAL	0- 0	0- 0	0- 0			

RPI 1-25				RPI 26-50				RPI 51-100				RPI 101+ Team's RPI: 223			
RPI	S	Opponent	Score	RPI	S	Opponent	Score	RPI	S	Opponent	Score	RPI	S	Opponent	Score
								69	H	Butler	47 63	144	A	Youngstown St.	61 72
												225	N	Oakland	85 65
												240	H	St. Bonaventure	67 58
												262	H	Eastern Ky.	63 54
												290	A	N.C. A&T	49 36
												339	N	Northern Ky.	77 60
LAST 12 Division I GAMES:															
				225	N	Oakland	85 65	69	H	Butler	47 63				
				290	A	N.C. A&T	49 36	240	H	St. Bonaventure	67 58				
								262	H	Eastern Ky.	63 54				
								144	A	Youngstown St.	61 72				
								339	N	Northern Ky.	77 60				

Non-Div I Games:

Akron

Loss, Non-Conf, S Site, H Home A Away N Neutral

A
l
a
b
a
m
a

Al abama				Through Games Of Dec. 12, 2018									
Average RPI	Win:	152	WON-LOST	WINNING	LAST 10	STRENGTH OF	OPP. STRENGTH	TEAM	ADJ.	CONF.	ADJ CONF.		
Average RPI	Loss:	112	RECORD	PCT. RANK	GAMES	SCHEDULE	OF SCHEDULE	RPI	RPI	RPI	RPI		
DIV. I ONLY		6- 4		128	0- 1	41	197	82	82	5	5		
DIV. I NON-CONF.		6- 4		128	0- 1	41	197	82	82	5	5		

TOTALS		RPI 1-25		RPI 26-50		W-L RECORDS		RPI 51-100		RPI 101-150		RPI 150+	
6- 4		0- 0		2- 0		OVERALL		0- 2		0- 2		4- 0	
5- 1		0- 0		2- 0		HOME		0- 0		0- 1		3- 0	
1- 1		0- 0		0- 0		AWAY		0- 1		0- 0		1- 0	
0- 2		0- 0		0- 0		NEUTRAL		0- 1		0- 1		0- 0	
6- 4		0- 0		2- 0		NON-CONFERENCE		0- 2		0- 2		4- 0	
5- 1		0- 0		2- 0		HOME		0- 0		0- 1		3- 0	
1- 1		0- 0		0- 0		AWAY		0- 1		0- 0		1- 0	
0- 2		0- 0		0- 0		NEUTRAL		0- 1		0- 1		0- 0	
0- 0		0- 0		0- 0		CONFERENCE		0- 0		0- 0		0- 0	
0- 0		0- 0		0- 0		HOME		0- 0		0- 0		0- 0	
0- 0		0- 0		0- 0		AWAY		0- 0		0- 0		0- 0	
0- 0		0- 0		0- 0		NEUTRAL		0- 0		0- 0		0- 0	

A
l
a
b
a
m
a

RPI 1-25				RPI 26-50				RPI 51-100 Team's RPI: 82				RPI 101+			
RPI	S	Opponent	Score	RPI	S	Opponent	Score	RPI	S	Opponent	Score	RPI	S	Opponent	Score
				31	H	Tul ane	69 58	81	N	Loui si ana Tech	62 79	121	N	Tul sa	73 80
				47	H	Cl emson	76 56	99	A	Utah	62 72	148	H	South Al abama	67 72
												156	H	Southeastern La.	88 40
												186	A	SMU	62 61
												235	H	Stetson	59 47
												257	H	Grambl ing	73 55

LAST 12 Di vi si on I GAMES:															
				81	N	Loui si ana Tech	62 79	235	H	Stetson	59 47				
				31	H	Tul ane	69 58	257	H	Grambl ing	73 55				
				148	H	South Al abama	67 72	47	H	Cl emson	76 56				
				121	N	Tul sa	73 80	186	A	SMU	62 61				
								99	A	Utah	62 72				
								156	H	Southeastern La.	88 40				

Non-Di v I Games:

Al abama

Loss, Non-Conf, S Site, H Home A Away N Neutral

Average RPI Win:	301	WON-LOST	WINNING	LAST 10	STRENGTH OF	OPP. STRENGTH	TEAM	ADJ.	CONF.	ADJ CONF.
Average RPI Loss:	216	RECORD	PCT. RANK	GAMES	SCHEDULE	OF SCHEDULE	RPI	RPI	RPI	RPI
DIV. I ONLY	2- 6	262	0- 1	204	347	297	297	27	27	
DIV. I NON-CONF.	2- 6	262	0- 1	204	347	297	297	27	27	

TOTALS	RPI 1-25	RPI 26-50	W-L RECORDS	RPI 51-100	RPI 101-150	RPI 150+				
2- 6	0- 0	0- 0	OVERALL	0- 0	0- 2	2- 4				
1- 2	0- 0	0- 0	HOME	0- 0	0- 0	1- 2				
1- 4	0- 0	0- 0	AWAY	0- 0	0- 2	1- 2				
0- 0	0- 0	0- 0	NEUTRAL	0- 0	0- 0	0- 0				
2- 6	0- 0	0- 0	NON-CONFERENCE	0- 0	0- 2	2- 4				
1- 2	0- 0	0- 0	HOME	0- 0	0- 0	1- 2				
1- 4	0- 0	0- 0	AWAY	0- 0	0- 2	1- 2				
0- 0	0- 0	0- 0	NEUTRAL	0- 0	0- 0	0- 0				
0- 0	0- 0	0- 0	CONFERENCE	0- 0	0- 0	0- 0				
0- 0	0- 0	0- 0	HOME	0- 0	0- 0	0- 0				
0- 0	0- 0	0- 0	AWAY	0- 0	0- 0	0- 0				
0- 0	0- 0	0- 0	NEUTRAL	0- 0	0- 0	0- 0				

RPI 1-25				RPI 26-50				RPI 51-100				RPI 101+				Team's RPI: 297
RPI	S	Opponent	Score	RPI	S	Opponent	Score	RPI	S	Opponent	Score	RPI	S	Opponent	Score	
												106	A	Kansas	54	65
												139	A	Illinois	60	88
												169	A	UAB	47	82
												224	H	Jacksonville St.	48	55
												292	H	Tennessee St.	67	57
												309	A	Murray St.	59	53
												316	H	Lipscomb	58	62
												343	A	Austin Peay	58	75
LAST 12 Division I GAMES:																
				224	H	Jacksonville St.	48	55				292	H	Tennessee St.	67	57
				343	A	Austin Peay	58	75				139	A	Illinois	60	88
				309	A	Murray St.	59	53								
				169	A	UAB	47	82								
				106	A	Kansas	54	65								
				316	H	Lipscomb	58	62								

Non-Div I Games:

Alabama A&M

Average RPI	Win:	0	WON-LOST	WINNING	LAST 10	STRENGTH OF	OPP. STRENGTH	TEAM	ADJ.	CONF.	ADJ CONF.
Average RPI	Loss:	127	RECORD	PCT. RANK	GAMES	SCHEDULE	OF SCHEDULE	RPI	RPI	RPI	RPI
DIV. I ONLY		0- 7	328	0- 1	15	312	244	244	27	27	
DIV. I NON-CONF.		0- 7	328	0- 1	15	312	244	244	27	27	

TOTALS	RPI 1-25		RPI 26-50		W-L RECORDS	RPI 51-100		RPI 101-150		RPI 150+	
0- 7	0- 1		0- 0		OVERALL	0- 2		0- 2		0- 2	
0- 2	0- 0		0- 0		HOME	0- 1		0- 0		0- 1	
0- 5	0- 1		0- 0		AWAY	0- 1		0- 2		0- 1	
0- 0	0- 0		0- 0		NEUTRAL	0- 0		0- 0		0- 0	
0- 7	0- 1		0- 0		NON-CONFERENCE	0- 2		0- 2		0- 2	
0- 2	0- 0		0- 0		HOME	0- 1		0- 0		0- 1	
0- 5	0- 1		0- 0		AWAY	0- 1		0- 2		0- 1	
0- 0	0- 0		0- 0		NEUTRAL	0- 0		0- 0		0- 0	
0- 0	0- 0		0- 0		CONFERENCE	0- 0		0- 0		0- 0	
0- 0	0- 0		0- 0		HOME	0- 0		0- 0		0- 0	
0- 0	0- 0		0- 0		AWAY	0- 0		0- 0		0- 0	
0- 0	0- 0		0- 0		NEUTRAL	0- 0		0- 0		0- 0	

RPI 1-25				RPI 26-50				RPI 51-100				RPI 101+				Team's RPI: 244
RPI	S	Opponent	Score	RPI	S	Opponent	Score	RPI	S	Opponent	Score	RPI	S	Opponent	Score	
18	A	Kentucky	35 87					67	A	Georgi a Tech	42 69	104	A	North Ala.	42 68	
								88	H	South Carol i na	38 94	148	A	South Alabama	65 77	
												200	A	Troy	46 116	
												265	H	Samford	51 60	
LAST 12 Division I GAMES:																
265	H	Samford	51 60	148	A	South Alabama	65 77									
88	H	South Carolina	38 94	67	A	Georgia Tech	42 69									
18	A	Kentucky	35 87	200	A	Troy	46 116									
				104	A	North Ala.	42 68									

Non-Div I Games: Mobile 69 63

Al abama St.

Loss, Non-Conf, S Site, H Home A Away N Neutral

Average RPI Win:	333	WON-LOST RECORD	WINNING PCT. RANK	LAST 10 GAMES	STRENGTH OF SCHEDULE	OPP. STRENGTH OF SCHEDULE	TEAM RPI	ADJ. RPI	CONF. RPI	ADJ CONF. RPI
Average RPI Loss:	212									
DIV. I ONLY	1- 9	324	0- 1	284	306	342	342	24	24	
DIV. I NON-CONF.	1- 9	324	0- 1	284	306	342	342	24	24	

TOTALS	RPI 1-25	RPI 26-50	W-L RECORDS	RPI 51-100	RPI 101-150	RPI 150+				
1- 9	0- 0	0- 0	OVERALL	0- 1	0- 2	1- 6				
1- 4	0- 0	0- 0	HOME	0- 0	0- 1	1- 3				
0- 5	0- 0	0- 0	AWAY	0- 1	0- 1	0- 3				
0- 0	0- 0	0- 0	NEUTRAL	0- 0	0- 0	0- 0				
1- 9	0- 0	0- 0	NON-CONFERENCE	0- 1	0- 2	1- 6				
1- 4	0- 0	0- 0	HOME	0- 0	0- 1	1- 3				
0- 5	0- 0	0- 0	AWAY	0- 1	0- 1	0- 3				
0- 0	0- 0	0- 0	NEUTRAL	0- 0	0- 0	0- 0				
0- 0	0- 0	0- 0	CONFERENCE	0- 0	0- 0	0- 0				
0- 0	0- 0	0- 0	HOME	0- 0	0- 0	0- 0				
0- 0	0- 0	0- 0	AWAY	0- 0	0- 0	0- 0				
0- 0	0- 0	0- 0	NEUTRAL	0- 0	0- 0	0- 0				

RPI 1-25				RPI 26-50				RPI 51-100				RPI 101+ Team's RPI: 342					
RPI	S	Opponent	Score	RPI	S	Opponent	Score	RPI	S	Opponent	Score	RPI	S	Opponent	Score		
								97	A	South Fla.	37	74	102	A	Rutgers	39	65
												122	H	Marist	56	74	
												208	H	Holy Cross	50	56	
												215	A	Monmouth	56	64	
												248	A	Cornell	34	48	
												264	H	Central Conn. St.	53	60	
												322	A	Lafayette	66	67	
												329	H	Canisius	42	48	
												333	H	Manhattan	60	54	
LAST 12 Division I GAMES:																	
122	H	Marist	56	74	329	H	Canisius	42	48	208	H	Holy Cross	50	56			
264	H	Central Conn. St.	53	60	215	A	Monmouth	56	64	102	A	Rutgers	39	65			
322	A	Lafayette	66	67	333	H	Manhattan	60	54	248	A	Cornell	34	48			
97	A	South Fla.	37	74													

Non-Div I Games:

Albany (NY)

A l c o r n

A
l
c
o
r
n

Page 9

Average RPI	Win: 208	WON-LOST RECORD	WINNING PCT. RANK	LAST 10 GAMES	STRENGTH OF SCHEDULE	OPP. STRENGTH OF SCHEDULE	TEAM RPI	ADJ. RPI	CONF. RPI	ADJ CONF. RPI
Average RPI	Loss: 87									
DIV. I ONLY		4- 4	161	0- 1	107	178	142	142	21	21
DIV. I NON-CONF.		4- 4	161	0- 1	107	178	142	142	21	21

TOTALS	RPI 1-25		RPI 26-50		W-L RECORDS		RPI 51-100		RPI 101-150	RPI 150+
4- 4	0- 1		0- 0		OVERALL		0- 1		1- 2	3- 0
3- 0	0- 0		0- 0		HOME		0- 0		1- 0	2- 0
1- 2	0- 0		0- 0		AWAY		0- 1		0- 1	1- 0
0- 2	0- 1		0- 0		NEUTRAL		0- 0		0- 1	0- 0
4- 4	0- 1		0- 0		NON-CONFERENCE		0- 1		1- 2	3- 0
3- 0	0- 0		0- 0		HOME		0- 0		1- 0	2- 0
1- 2	0- 0		0- 0		AWAY		0- 1		0- 1	1- 0
0- 2	0- 1		0- 0		NEUTRAL		0- 0		0- 1	0- 0
0- 0	0- 0		0- 0		CONFERENCE		0- 0		0- 0	0- 0
0- 0	0- 0		0- 0		HOME		0- 0		0- 0	0- 0
0- 0	0- 0		0- 0		AWAY		0- 0		0- 0	0- 0
0- 0	0- 0		0- 0		NEUTRAL		0- 0		0- 0	0- 0

RPI 1-25				RPI 26-50				RPI 51-100				RPI 101+ Team's RPI: 142			
RPI	S	Opponent	Score	RPI	S	Opponent	Score	RPI	S	Opponent	Score	RPI	S	Opponent	Score
19	N	Stanford	49 71					74	A	Denver	54 83	103	N	FGCU	71 90
												121	H	Tul sa	68 52
												150	A	Vi rgi ni a	54 57
												165	H	George Mason	86 71
												268	H	UMBC	64 42
												276	A	Hawai i	69 57

LAST 12 Di vi si on I GAMES:															
74	A	Denver	54 83	150	A	Vi rgi ni a	54 57	268	H	UMBC	64 42	103	N	FGCU	71 90
165	H	George Mason	86 71	276	A	Hawai i	69 57	19	N	Stanford	49 71				
121	H	Tul sa	68 52												

Non-Di v I Games:

American

Average RPI Win:	296	WON-LOST	WINNING	LAST 10	STRENGTH OF	OPP. STRENGTH	TEAM	ADJ.	CONF.	ADJ CONF.
Average RPI Loss:	153	RECORD	PCT. RANK	GAMES	SCHEDULE	OF SCHEDULE	RPI	RPI	RPI	RPI
DIV. I ONLY	5- 4	147	0- 1	288	274	220	220	19	19	
DIV. I NON-CONF.	5- 4	147	0- 1	288	274	220	220	19	19	

TOTALS	RPI 1-25	RPI 26-50	W-L RECORDS	RPI 51-100	RPI 101-150	RPI 150+				
5- 4	0- 0	0- 0	OVERALL	0- 2	0- 0	5- 2				
4- 0	0- 0	0- 0	HOME	0- 0	0- 0	4- 0				
1- 4	0- 0	0- 0	AWAY	0- 2	0- 0	1- 2				
0- 0	0- 0	0- 0	NEUTRAL	0- 0	0- 0	0- 0				
5- 4	0- 0	0- 0	NON-CONFERENCE	0- 2	0- 0	5- 2				
4- 0	0- 0	0- 0	HOME	0- 0	0- 0	4- 0				
1- 4	0- 0	0- 0	AWAY	0- 2	0- 0	1- 2				
0- 0	0- 0	0- 0	NEUTRAL	0- 0	0- 0	0- 0				
0- 0	0- 0	0- 0	CONFERENCE	0- 0	0- 0	0- 0				
0- 0	0- 0	0- 0	HOME	0- 0	0- 0	0- 0				
0- 0	0- 0	0- 0	AWAY	0- 0	0- 0	0- 0				
0- 0	0- 0	0- 0	NEUTRAL	0- 0	0- 0	0- 0				

RPI 1-25				RPI 26-50				RPI 51-100				RPI 101+ Team's RPI: 220					
RPI	S	Opponent	Score	RPI	S	Opponent	Score	RPI	S	Opponent	Score	RPI	S	Opponent	Score		
								67	A	Georgi a Tech	53	71	169	A	UAB	61	80
								88	A	South Carol i na	50	80	213	H	El on	65	62
													286	A	ETSU	64	95
													301	H	Col . of Charleston	80	66
													307	A	Davi dson	81	78
													311	H	Marshall I	74	52
													347	H	UNC Greensboro	68	65
LAST 12 Division I GAMES:																	
				88	A	South Carolina	50	80	311	H	Marshall I	74	52				
				301	H	Col . of Charleston	80	66	213	H	El on	65	62				
				286	A	ETSU	64	95	307	A	Davi dson	81	78				
									347	H	UNC Greensboro	68	65				
									67	A	Georgi a Tech	53	71				
									169	A	UAB	61	80				

Non-Div I Games:

Appalachian St.

Average RPI Win:	182	WON-LOST RECORD	WINNING PCT. RANK	LAST 10 GAMES	STRENGTH OF SCHEDULE	OPP. STRENGTH OF SCHEDULE	TEAM RPI	ADJ. RPI	CONF. RPI	ADJ CONF. RPI
Average RPI Loss:	66									
DIV. I ONLY	8- 1	23	1- 0	264	40	77	77	2	2	
DIV. I NON-CONF.	8- 1	23	1- 0	264	40	77	77	2	2	

TOTALS	RPI 1-25	RPI 26-50	W-L RECORDS	RPI 51-100	RPI 101-150	RPI 150+				
8- 1	0- 0	0- 0	OVERALL	3- 1	0- 0	5- 0				
4- 1	0- 0	0- 0	HOME	2- 1	0- 0	2- 0				
2- 0	0- 0	0- 0	AWAY	0- 0	0- 0	2- 0				
2- 0	0- 0	0- 0	NEUTRAL	1- 0	0- 0	1- 0				
8- 1	0- 0	0- 0	NON-CONFERENCE	3- 1	0- 0	5- 0				
4- 1	0- 0	0- 0	HOME	2- 1	0- 0	2- 0				
2- 0	0- 0	0- 0	AWAY	0- 0	0- 0	2- 0				
2- 0	0- 0	0- 0	NEUTRAL	1- 0	0- 0	1- 0				
0- 0	0- 0	0- 0	CONFERENCE	0- 0	0- 0	0- 0				
0- 0	0- 0	0- 0	HOME	0- 0	0- 0	0- 0				
0- 0	0- 0	0- 0	AWAY	0- 0	0- 0	0- 0				
0- 0	0- 0	0- 0	NEUTRAL	0- 0	0- 0	0- 0				

RPI 1-25				RPI 26-50				RPI 51-100 Team's RPI: 77				RPI 101+			
RPI	S	Opponent	Score	RPI	S	Opponent	Score	RPI	S	Opponent	Score	RPI	S	Opponent	Score
								55	H	Montana	100 51	158	A	San Diego St.	69 60
								61	N	Portland	92 70	251	N	Seattle U	84 54
								66	H	Loyola Marymount	64 66	277	A	Long Beach St.	70 43
								68	H	Idaho St.	71 46	283	H	Incarnate Word	84 42
												300	H	South Carolina St.	73 32

LAST 12 Division I GAMES:															
277	A	Long Beach St.	70 43	251	N	Seattle U	84 54	55	H	Montana	100 51	66	H	Loyola Marymount	64 66
158	A	San Diego St.	69 60	68	H	Idaho St.	71 46	283	H	Incarnate Word	84 42				
300	H	South Carolina St.	73 32					300	H	South Carolina St.	73 32				
61	N	Portland	92 70					61	N	Portland	92 70				

Non-Div I Games:

Ari zona

Average RPI Win: 128 WON-LOST WINNING LAST 10
Average RPI Loss: 9 RECORD PCT. RANK GAMES STRENGTH OF OPP. STRENGTH TEAM ADJ. CONF. ADJ CONF.
SCHEDULE OF SCHEDULE RPI RPI RPI RPI

DIV. I ONLY	7- 2	51	1- 0	80	13	28	28	2	2
DIV. I NON-CONF.	7- 2	51	1- 0	80	13	28	28	2	2
TOTALS	RPI 1-25	RPI 26-50	W-L RECORDS	RPI 51-100	RPI 101-150	RPI 150+			
7- 2	0- 2	0- 0	OVERALL	3- 0	2- 0	2- 0			
4- 1	0- 1	0- 0	HOME	2- 0	1- 0	1- 0			
2- 0	0- 0	0- 0	AWAY	1- 0	1- 0	0- 0			
1- 1	0- 1	0- 0	NEUTRAL	0- 0	0- 0	1- 0			
7- 2	0- 2	0- 0	NON-CONFERENCE	3- 0	2- 0	2- 0			
4- 1	0- 1	0- 0	HOME	2- 0	1- 0	1- 0			
2- 0	0- 0	0- 0	AWAY	1- 0	1- 0	0- 0			
1- 1	0- 1	0- 0	NEUTRAL	0- 0	0- 0	1- 0			
0- 0	0- 0	0- 0	CONFERENCE	0- 0	0- 0	0- 0			
0- 0	0- 0	0- 0	HOME	0- 0	0- 0	0- 0			
0- 0	0- 0	0- 0	AWAY	0- 0	0- 0	0- 0			
0- 0	0- 0	0- 0	NEUTRAL	0- 0	0- 0	0- 0			

RPI S Opponent Score	RPI S Opponent Score	Team's RPI: 28	RPI S Opponent Score	RPI S Opponent Score
5 N Louisville 56 58			53 A Arkansas 88 85	121 H Tulsa 70 52
13 H Baylor 59 65			73 H Southern U. 69 47	131 A Colorado St. 70 39
			81 H Louisiana Tech 80 44	157 N Southern Ill. 82 38
				283 H Incarnate Word 81 43
LAST 12 Division I GAMES:				
81 H Louisiana Tech 80 44	121 H Tulsa 70 52			
157 N Southern Ill. 82 38	131 A Colorado St. 70 39			
5 N Louisville 56 58	73 H Southern U. 69 47			
53 A Arkansas 88 85				
13 H Baylor 59 65				
283 H Incarnate Word 81 43				

Non-Div I Games:

Arizona St.

Average RPI		Win: 0	WON-LOST	WINNING	LAST 10	STRENGTH OF		OPP. STRENGTH	TEAM	ADJ.	CONF.	ADJ CONF.
Loss: 105			RECORD	PCT. RANK	GAMES	SCHEDULE		OF SCHEDULE	RPI	RPI	RPI	RPI
DIV. I	ONLY		0- 3	328	0- 0	3		310	159	159	27	27
DIV. I	NON-CONF.		0- 3	328	0- 0	3		310	159	159	27	27

TOTALS		RPI 1-25		RPI 26-50		W-L RECORDS		RPI 51-100	RPI 101-150		RPI 150+	
0- 3		0- 0		0- 1		OVERALL		0- 1	0- 0		0- 1	
0- 0		0- 0		0- 0		HOME		0- 0	0- 0		0- 0	
0- 3		0- 0		0- 1		AWAY		0- 1	0- 0		0- 1	
0- 0		0- 0		0- 0		NEUTRAL		0- 0	0- 0		0- 0	
0- 3		0- 0		0- 1		NON-CONFERENCE		0- 1	0- 0		0- 1	
0- 0		0- 0		0- 0		HOME		0- 0	0- 0		0- 0	
0- 3		0- 0		0- 1		AWAY		0- 1	0- 0		0- 1	
0- 0		0- 0		0- 0		NEUTRAL		0- 0	0- 0		0- 0	
0- 0		0- 0		0- 0		CONFERENCE		0- 0	0- 0		0- 0	
0- 0		0- 0		0- 0		HOME		0- 0	0- 0		0- 0	
0- 0		0- 0		0- 0		AWAY		0- 0	0- 0		0- 0	
0- 0		0- 0		0- 0		NEUTRAL		0- 0	0- 0		0- 0	

RPI 1-25				RPI 26-50				RPI 51-100				RPI 101+ Team's RPI: 159			
RPI	S	Opponent	Score	RPI	S	Opponent	Score	RPI	S	Opponent	Score	RPI	S	Opponent	Score
				26	A	Minnesota	42 84	59	A	Oregon St.	33 89	231	A	Wichita St.	39 76
LAST 12 Division I GAMES:															
				26	A	Minnesota	42 84	59	A	Oregon St.	33 89	231	A	Wichita St.	39 76

Non-Div I Games: Paul Quinn 68 52 Tougaloo 68 60

Ark. -Pine Bluff

Average RPI Win:	193	WON-LOST	WINNING	LAST 10	STRENGTH OF	OPP. STRENGTH	TEAM	ADJ.	CONF.	ADJ CONF.
Average RPI Loss:	55	RECORD	PCT. RANK	GAMES	SCHEDULE	OF SCHEDULE	RPI	RPI	RPI	RPI
DIV. I ONLY	7- 3	90	1- 0	85	117	53	53	5	5	
DIV. I NON-CONF.	7- 3	90	1- 0	85	117	53	53	5	5	

TOTALS	RPI 1-25	RPI 26-50	W-L RECORDS	RPI 51-100	RPI 101-150	RPI 150+				
7- 3	0- 1	0- 1	OVERALL	1- 0	2- 1	4- 0				
3- 1	0- 0	0- 1	HOME	1- 0	0- 0	2- 0				
2- 1	0- 1	0- 0	AWAY	0- 0	1- 0	1- 0				
2- 1	0- 0	0- 0	NEUTRAL	0- 0	1- 1	1- 0				
7- 3	0- 1	0- 1	NON-CONFERENCE	1- 0	2- 1	4- 0				
3- 1	0- 0	0- 1	HOME	1- 0	0- 0	2- 0				
2- 1	0- 1	0- 0	AWAY	0- 0	1- 0	1- 0				
2- 1	0- 0	0- 0	NEUTRAL	0- 0	1- 1	1- 0				
0- 0	0- 0	0- 0	CONFERENCE	0- 0	0- 0	0- 0				
0- 0	0- 0	0- 0	HOME	0- 0	0- 0	0- 0				
0- 0	0- 0	0- 0	AWAY	0- 0	0- 0	0- 0				
0- 0	0- 0	0- 0	NEUTRAL	0- 0	0- 0	0- 0				

RPI 1-25				RPI 26-50				RPI 51-100				Team's RPI : 53				RPI 101+			
RPI	S	Opponent	Score	RPI	S	Opponent	Score	RPI	S	Opponent	Score	RPI	S	Opponent	Score	RPI	S	Opponent	Score
8	A	Iowa St.	82 91	28	H	Arizona St.	85 88	76	H	Tennessee Tech	65 42	120	A	Abilene Christian	80 68	128	N	Pittsburgh	54 61
												147	N	Wisconsin	69 68	188	H	Oral Roberts	74 61
												196	A	UT Arlington	66 65	292	N	Tennessee St.	79 55
												330	H	Northwestern St.	98 53				
LAST 12 Division I GAMES:																			
188	H	Oral Roberts	74 61	120	A	Abilene Christian	80 68	76	H	Tennessee Tech	65 42	8	A	Iowa St.	82 91	330	H	Northwestern St.	98 53
147	N	Wisconsin	69 68																
128	N	Pittsburgh	54 61																
292	N	Tennessee St.	79 55																
28	H	Arizona St.	85 88																
196	A	UT Arlington	66 65																

Non-Div I Games:

Arkansas

Loss,
Non-Conf, S Site, H Home
A Away
N Neutral

Average RPI	Win:	255	WON-LOST	WINNING	LAST 10	STRENGTH OF	OPP. STRENGTH	TEAM	ADJ.	CONF.	ADJ CONF.
Average RPI	Loss:	87	RECORD	PCT. RANK	GAMES	SCHEDULE	OF SCHEDULE	RPI	RPI	RPI	RPI
DIV. I ONLY		4- 4		161	1- 0	128	215	155	155	19	19
DIV. I NON-CONF.		4- 4		161	1- 0	128	215	155	155	19	19

TOTALS	RPI 1-25		RPI 26-50		W-L RECORDS	RPI 51-100		RPI 101-150		RPI 150+	
4- 4	0- 0		0- 0		OVERALL	0- 3		1- 1		3- 0	
3- 1	0- 0		0- 0		HOME	0- 1		1- 0		2- 0	
1- 3	0- 0		0- 0		AWAY	0- 2		0- 1		1- 0	
0- 0	0- 0		0- 0		NEUTRAL	0- 0		0- 0		0- 0	
4- 4	0- 0		0- 0		NON-CONFERENCE	0- 3		1- 1		3- 0	
3- 1	0- 0		0- 0		HOME	0- 1		1- 0		2- 0	
1- 3	0- 0		0- 0		AWAY	0- 2		0- 1		1- 0	
0- 0	0- 0		0- 0		NEUTRAL	0- 0		0- 0		0- 0	
0- 0	0- 0		0- 0		CONFERENCE	0- 0		0- 0		0- 0	
0- 0	0- 0		0- 0		HOME	0- 0		0- 0		0- 0	
0- 0	0- 0		0- 0		AWAY	0- 0		0- 0		0- 0	
0- 0	0- 0		0- 0		NEUTRAL	0- 0		0- 0		0- 0	

RPI 1-25				RPI 26-50				RPI 51-100				RPI 101+				Team's RPI: 155
RPI	S	Opponent	Score	RPI	S	Opponent	Score	RPI	S	Opponent	Score	RPI	S	Opponent	Score	
								63	A	UT Martin	91 97	105	A	Texas A&M	56 97	
								81	H	Louisiana Tech	70 80	121	H	Tulsa	73 60	
								98	A	Oklahoma St.	60 62	270	H	Memphis	77 66	
												309	H	Murray St.	74 63	
												321	A	UTEP	67 66	
LAST 12 Division I GAMES:																
								63	A	UT Martin	91 97	121	H	Tulsa	73 60	
								270	H	Memphis	77 66	321	A	UTEP	67 66	
								98	A	Oklahoma St.	60 62	309	H	Murray St.	74 63	
												105	A	Texas A&M	56 97	
												81	H	Louisiana Tech	70 80	

Non-Div I Games:

Arkansas St.

Average RPI Win:	314	WON-LOST	WINNING	LAST 10	STRENGTH OF	OPP. STRENGTH	TEAM	ADJ.	CONF.	ADJ CONF.
Average RPI Loss:	165	RECORD	PCT. RANK	GAMES	SCHEDULE	OF SCHEDULE	RPI	RPI	RPI	RPI
DIV. I ONLY	4- 6	207	0- 1	313	273	303	303	21	21	
DIV. I NON-CONF.	4- 6	207	0- 1	313	273	303	303	21	21	

TOTALS	RPI 1-25	RPI 26-50	W-L RECORDS	RPI 51-100	RPI 101-150	RPI 150+				
4- 6	0- 0	0- 1	OVERALL	0- 1	0- 1	4- 3				
2- 3	0- 0	0- 0	HOME	0- 1	0- 1	2- 1				
2- 3	0- 0	0- 1	AWAY	0- 0	0- 0	2- 2				
0- 0	0- 0	0- 0	NEUTRAL	0- 0	0- 0	0- 0				
4- 6	0- 0	0- 1	NON-CONFERENCE	0- 1	0- 1	4- 3				
2- 3	0- 0	0- 0	HOME	0- 1	0- 1	2- 1				
2- 3	0- 0	0- 1	AWAY	0- 0	0- 0	2- 2				
0- 0	0- 0	0- 0	NEUTRAL	0- 0	0- 0	0- 0				
0- 0	0- 0	0- 0	CONFERENCE	0- 0	0- 0	0- 0				
0- 0	0- 0	0- 0	HOME	0- 0	0- 0	0- 0				
0- 0	0- 0	0- 0	AWAY	0- 0	0- 0	0- 0				
0- 0	0- 0	0- 0	NEUTRAL	0- 0	0- 0	0- 0				

RPI S Opponent	RPI S Opponent	RPI S Opponent	RPI S Opponent	Team's RPI: 303
RPI 1-25	RPI 26-50	RPI 51-100	RPI 101+	
50 A TCU	38 63	64 H St. John's (NY)	49 60	129 H Yale 51 62
				163 H Air Force 60 71
				228 H St. Francis Brooklyn 69 57
				281 A Col umbi a 49 70
				304 A Bi nghamton 47 60
				336 A Wagner 61 46
				340 H Fai rlei gh Di cki nson 62 40
				350 A LIU Brookl yn 57 42
LAST 12 Division I GAMES:				
129 H Yale	51 62	50 A TCU	38 63	
336 A Wagner	61 46	228 H St. Francis Brooklyn	69 57	
340 H Fai rlei gh Di cki nson	62 40	304 A Bi nghamton	47 60	
350 A LIU Brookl yn	57 42	163 H Air Force	60 71	
		64 H St. John's (NY)	49 60	
		281 A Col umbi a	49 70	

Non-Div I Games:

Army West Point

Average RPI	Win: 219	WON-LOST RECORD	WINNING PCT. RANK	LAST 10 GAMES	STRENGTH OF SCHEDULE	OPP. STRENGTH OF SCHEDULE	TEAM RPI	ADJ. RPI	CONF. RPI	ADJ CONF. RPI
Average RPI	Loss: 8									
DIV. I ONLY	6- 1	40	1- 0	197	104	45	45	5	5	
DIV. I NON-CONF.	6- 1	40	1- 0	197	104	45	45	5	5	

TOTALS	RPI 1-25	RPI 26-50	W-L RECORDS	RPI 51-100	RPI 101-150	RPI 150+				
6- 1	0- 1	1- 0	OVERALL	0- 0	0- 0	5- 0				
4- 0	0- 0	0- 0	HOME	0- 0	0- 0	4- 0				
2- 1	0- 1	1- 0	AWAY	0- 0	0- 0	1- 0				
0- 0	0- 0	0- 0	NEUTRAL	0- 0	0- 0	0- 0				
6- 1	0- 1	1- 0	NON-CONFERENCE	0- 0	0- 0	5- 0				
4- 0	0- 0	0- 0	HOME	0- 0	0- 0	4- 0				
2- 1	0- 1	1- 0	AWAY	0- 0	0- 0	1- 0				
0- 0	0- 0	0- 0	NEUTRAL	0- 0	0- 0	0- 0				
0- 0	0- 0	0- 0	CONFERENCE	0- 0	0- 0	0- 0				
0- 0	0- 0	0- 0	HOME	0- 0	0- 0	0- 0				
0- 0	0- 0	0- 0	AWAY	0- 0	0- 0	0- 0				
0- 0	0- 0	0- 0	NEUTRAL	0- 0	0- 0	0- 0				

RPI 1-25				RPI 26-50				Team's RPI: 45				RPI 51-100				RPI 101+			
RPI	S	Opponent	Score	RPI	S	Opponent	Score	RPI	S	Opponent	Score	RPI	S	Opponent	Score	RPI	S	Opponent	Score
8	A	Iowa St.	64 67	38	A	New Mexico	79 76									181	H	Oklahoma	95 79
																194	H	Nicholls St.	80 59
																257	H	Grambling	97 48
																308	A	Saint Joseph's	81 70
																335	H	Louisiana	71 59
LAST 12 Division I GAMES:																			
				38	A	New Mexico	79 76					194	H	Nicholls St.	80 59				
				8	A	Iowa St.	64 67					257	H	Grambling	97 48				
				308	A	Saint Joseph's	81 70												
				181	H	Oklahoma	95 79												
				335	H	Louisiana	71 59												

Non-Div I Games: Xavier (LA) 77 58

Auburn

Average RPI Win: 317

Average RPI Loss: 218

WON-LOST
RECORDWINNING
PCT. RANKLAST 10
GAMESSTRENGTH OF
SCHEDULEOPP. STRENGTH
OF SCHEDULETEAM
RPIADJ.
RPICONF.
RPIADJ CONF.
RPIDIV. I ONLY
DIV. I NON-CONF.3- 5
3- 5217
2170- 0
0- 0351
351180
180343
343343
34320
2020
20

TOTALS

RPI 1-25

RPI 26-50

W-L RECORDS

RPI 51-100

RPI 101-150

RPI 150+

3- 5
3- 1
0- 4
0- 00- 0
0- 0
0- 0
0- 00- 0
0- 0
0- 0
0- 0OVERALL
HOME
AWAY
NEUTRAL0- 0
0- 0
0- 0
0- 00- 0
0- 0
0- 0
0- 03- 5
3- 1
0- 4
0- 03- 5
3- 1
0- 4
0- 00- 0
0- 0
0- 0
0- 00- 0
0- 0
0- 0
0- 0NON-CONFERENCE
HOME
AWAY
NEUTRAL0- 0
0- 0
0- 0
0- 00- 0
0- 0
0- 0
0- 03- 5
3- 1
0- 4
0- 00- 0
0- 0
0- 0
0- 00- 0
0- 0
0- 0
0- 00- 0
0- 0
0- 0
0- 0CONFERENCE
HOME
AWAY
NEUTRAL0- 0
0- 0
0- 0
0- 00- 0
0- 0
0- 0
0- 00- 0
0- 0
0- 0
0- 0

RPI 1-25

RPI S Opponent Score

RPI 26-50

RPI S Opponent Score

RPI 51-100

RPI S Opponent Score

RPI 101+

Team's RPI: 343

RPI S Opponent Score

154	A	Vanderbilt	70	99
190	A	Cincinnati	48	69
239	H	Mississippi Val.	89	95
249	A	Western Ill.	72	77
256	A	Illinois St.	49	61
297	H	Alabama A&M	75	58
316	H	Lipscomb	70	58
339	H	Northern Ky.	52	48

LAST 12 Division I GAMES:

339	H	Northern Ky.	52	48	297	H	Alabama A&M	75	58
239	H	Mississippi Val.	89	95	256	A	Illinois St.	49	61
154	A	Vanderbilt	70	99	249	A	Western Ill.	72	77
190	A	Cincinnati	48	69	316	H	Lipscomb	70	58

Non-Div I Games: Christian Bros. 100 62 Trevecca Nazarene 90 78

Austin Peay

Average RPI Win:	192	WON-LOST	WINNING	LAST 10	STRENGTH OF	OPP. STRENGTH	TEAM	ADJ.	CONF.	ADJ CONF.
Average RPI Loss:	110	RECORD	PCT. RANK	GAMES	SCHEDULE	OF SCHEDULE	RPI	RPI	RPI	RPI
DIV. I ONLY	6- 3	97	0- 1	167	67	90	90	7	7	
DIV. I NON-CONF.	6- 3	97	0- 1	167	67	90	90	7	7	

TOTALS	RPI 1-25	RPI 26-50	W-L RECORDS	RPI 51-100	RPI 101-150	RPI 150+				
6- 3	0- 1	1- 0	OVERALL	1- 1	0- 0	4- 1				
2- 1	0- 1	0- 0	HOME	0- 0	0- 0	2- 0				
2- 2	0- 0	0- 0	AWAY	1- 1	0- 0	1- 1				
2- 0	0- 0	1- 0	NEUTRAL	0- 0	0- 0	1- 0				
6- 3	0- 1	1- 0	NON-CONFERENCE	1- 1	0- 0	4- 1				
2- 1	0- 1	0- 0	HOME	0- 0	0- 0	2- 0				
2- 2	0- 0	0- 0	AWAY	1- 1	0- 0	1- 1				
2- 0	0- 0	1- 0	NEUTRAL	0- 0	0- 0	1- 0				
0- 0	0- 0	0- 0	CONFERENCE	0- 0	0- 0	0- 0				
0- 0	0- 0	0- 0	HOME	0- 0	0- 0	0- 0				
0- 0	0- 0	0- 0	AWAY	0- 0	0- 0	0- 0				
0- 0	0- 0	0- 0	NEUTRAL	0- 0	0- 0	0- 0				

RPI	S	Opponent	Score	RPI	S	Opponent	Score	RPI	S	Opponent	Score	RPI	S	Opponent	Score
3	H	Cal i forni a	52 70	50	N	TCU	61 58	89	A	Utah St.	62 57	176	H	UC Ri versi de	72 70
								99	A	Utah	67 78	227	A	Southern Utah	64 67
												271	H	Eastern Wash.	80 65
												274	A	Utah Valley	77 51
												289	N	Cal i forni a Baptist	76 69
LAST 12 Division I GAMES:															
				99	A	Utah	67 78	227	A	Southern Utah	64 67				
				274	A	Utah Valley	77 51	289	N	Cal i forni a Baptist	76 69				
				176	H	UC Ri versi de	72 70	50	N	TCU	61 58				
								89	A	Utah St.	62 57				
								271	H	Eastern Wash.	80 65				
								3	H	Cal i forni a	52 70				

Non-Div I Games:

BYU

Average RPI	Win: 234	WON-LOST	WINNING	LAST 10	STRENGTH OF	OPP. STRENGTH	TEAM	ADJ.	CONF.	ADJ CONF.
Average RPI	Loss: 115	RECORD	PCT. RANK	GAMES	SCHEDULE	OF SCHEDULE	RPI	RPI	RPI	RPI
DIV. I ONLY	2- 7	274	0- 1	227	51	295	295	10	10	
DIV. I NON-CONF.	2- 7	274	0- 1	227	51	295	295	10	10	

TOTALS	RPI 1-25	RPI 26-50	W-L RECORDS	RPI 51-100	RPI 101-150	RPI 150+				
2- 7	0- 0	0- 1	OVERALL	0- 3	0- 0	2- 3				
2- 2	0- 0	0- 0	HOME	0- 1	0- 0	2- 1				
0- 2	0- 0	0- 0	AWAY	0- 1	0- 0	0- 1				
0- 3	0- 0	0- 1	NEUTRAL	0- 1	0- 0	0- 1				
2- 7	0- 0	0- 1	NON-CONFERENCE	0- 3	0- 0	2- 3				
2- 2	0- 0	0- 0	HOME	0- 1	0- 0	2- 1				
0- 2	0- 0	0- 0	AWAY	0- 1	0- 0	0- 1				
0- 3	0- 0	0- 1	NEUTRAL	0- 1	0- 0	0- 1				
0- 0	0- 0	0- 0	CONFERENCE	0- 0	0- 0	0- 0				
0- 0	0- 0	0- 0	HOME	0- 0	0- 0	0- 0				
0- 0	0- 0	0- 0	AWAY	0- 0	0- 0	0- 0				
0- 0	0- 0	0- 0	NEUTRAL	0- 0	0- 0	0- 0				

RPI 1-25				RPI 26-50				RPI 51-100				RPI 101+ Team's RPI: 295			
RPI	S	Opponent	Score	RPI	S	Opponent	Score	RPI	S	Opponent	Score	RPI	S	Opponent	Score
				43	N	Duke	62 79	60	H	Purdue	38 80	154	H	Vanderbil t	43 60
								69	A	Butler	47 64	161	N	Fordham	70 78
								71	N	Qui nni pi ac	66 69	190	H	Ci nci nnati	75 63
												246	A	Mi ssouri St.	54 74
												278	H	Cl evel and St.	67 62
LAST 12 Di vi si on I GAMES:															
				71	N	Qui nni pi ac	66 69	161	N	Fordham	70 78				
				43	N	Duke	62 79	246	A	Mi ssouri St.	54 74				
				154	H	Vanderbil t	43 60	278	H	Cl evel and St.	67 62				
				69	A	Butler	47 64	60	H	Purdue	38 80				
				190	H	Ci nci nnati	75 63								

Non-Di v I Games:

Bal I St.

Average RPI Win: 124

Average RPI Loss: 0

WON-LOST
RECORD

WINNING
PCT. RANK

LAST 10
GAMES

STRENGTH OF
SCHEDULE

OPP. STRENGTH
OF SCHEDULE

TEAM
RPI

ADJ.
RPI

CONF.
RPI

ADJ CONF.
RPI

DIV. I ONLY	8- 0	1	1- 0	161	6	13	13	6	6
DIV. I NON-CONF.	8- 0	1	1- 0	161	6	13	13	6	6

TOTALS	RPI 1-25	RPI 26-50	W-L RECORDS	RPI 51-100	RPI 101-150	RPI 150+			
8- 0	1- 0	1- 0	OVERALL	2- 0	0- 0	4- 0			
4- 0	0- 0	0- 0	HOME	1- 0	0- 0	3- 0			
2- 0	0- 0	1- 0	AWAY	1- 0	0- 0	0- 0			
2- 0	1- 0	0- 0	NEUTRAL	0- 0	0- 0	1- 0			
8- 0	1- 0	1- 0	NON-CONFERENCE	2- 0	0- 0	4- 0			
4- 0	0- 0	0- 0	HOME	1- 0	0- 0	3- 0			
2- 0	0- 0	1- 0	AWAY	1- 0	0- 0	0- 0			
2- 0	1- 0	0- 0	NEUTRAL	0- 0	0- 0	1- 0			
0- 0	0- 0	0- 0	CONFERENCE	0- 0	0- 0	0- 0			
0- 0	0- 0	0- 0	HOME	0- 0	0- 0	0- 0			
0- 0	0- 0	0- 0	AWAY	0- 0	0- 0	0- 0			
0- 0	0- 0	0- 0	NEUTRAL	0- 0	0- 0	0- 0			

RPI 1-25				Team's RPI: 13				RPI 26-50				RPI 51-100				RPI 101+			
RPI	S	Opponent	Score	RPI	S	Opponent	Score	RPI	S	Opponent	Score	RPI	S	Opponent	Score				
11	N	South Dakota St.	72 66	28	A	Arizona St.	65 59	73	H	Southern U.	94 49	164	N	Georgetown	67 46				
								88	A	South Carolina	94 69	185	H	Morehead St.	96 58				
												194	H	Nicholls St.	100 39				
												250	H	Saint Francis (PA)	116 58				
LAST 12 Division I GAMES:																			
164	N	Georgetown	67 46	185	H	Morehead St.	96 58												
11	N	South Dakota St.	72 66	88	A	South Carolina	94 69												
73	H	Southern U.	94 49																
28	A	Arizona St.	65 59																
250	H	Saint Francis (PA)	116 58																
194	H	Nicholls St.	100 39																

Non-Div I Games:

Bayl or

Belmont

Belmont				Through Games Of Dec. 12, 2018											
Average RPI Win:		190	WON-LOST RECORD	WINNING PCT. RANK	LAST 10 GAMES	STRENGTH OF SCHEDULE	OPP. STRENGTH OF SCHEDULE	TEAM RPI	ADJ. RPI	CONF. RPI	ADJ CONF. RPI				
Average RPI Loss:		43													
DIV. I ONLY			5- 3	112	1- 0	59	147	49	49	20	20				
DIV. I NON-CONF.			5- 3	112	1- 0	59	147	49	49	20	20				

TOTALS		RPI 1-25		RPI 26-50		W-L RECORDS		RPI 51-100		RPI 101-150		RPI 150+			
5- 3		0- 1		0- 1		OVERALL		1- 1		2- 0		2- 0			
2- 1		0- 0		0- 0		HOME		0- 1		1- 0		1- 0			
3- 2		0- 1		0- 1		AWAY		1- 0		1- 0		1- 0			
0- 0		0- 0		0- 0		NEUTRAL		0- 0		0- 0		0- 0			
5- 3		0- 1		0- 1		NON-CONFERENCE		1- 1		2- 0		2- 0			
2- 1		0- 0		0- 0		HOME		0- 1		1- 0		1- 0			
3- 2		0- 1		0- 1		AWAY		1- 0		1- 0		1- 0			
0- 0		0- 0		0- 0		NEUTRAL		0- 0		0- 0		0- 0			
0- 0		0- 0		0- 0		CONFERENCE		0- 0		0- 0		0- 0			
0- 0		0- 0		0- 0		HOME		0- 0		0- 0		0- 0			
0- 0		0- 0		0- 0		AWAY		0- 0		0- 0		0- 0			
0- 0		0- 0		0- 0		NEUTRAL		0- 0		0- 0		0- 0			

RPI 1-25				RPI 26-50		Team's RPI: 49		RPI 51-100		RPI 101+					
RPI	S	Opponent	Score	RPI	S	Opponent	Score	RPI	S	Opponent	Score	RPI	S	Opponent	Score
4	A	NC State	62 77	47	A	Clemson	62 65	65	A	Middle Tenn.	45 38	107	A	Wright St.	79 63
								78	H	Tol edo	69 78	121	H	Tul sa	78 53
												316	H	Lipscomb	83 43
												339	A	Northern Ky.	71 53

LAST 12 Division I GAMES:															
121	H	Tul sa	78 53	316	H	Lipscomb	83 43	47	A	Clemson	62 65				
4	A	NC State	62 77	78	H	Tol edo	69 78								
				339	A	Northern Ky.	71 53								
				65	A	Middle Tenn.	45 38								
				107	A	Wright St.	79 63								

Belmont

Non-Div I Games:

Belmont

Average RPI Win:	285	WON-LOST	WINNING	LAST 10	STRENGTH OF	OPP. STRENGTH	TEAM	ADJ.	CONF.	ADJ CONF.
Average RPI Loss:	180	RECORD	PCT. RANK	GAMES	SCHEDULE	OF SCHEDULE	RPI	RPI	RPI	RPI
DIV. I ONLY	3- 3	161	0- 0	316	216	242	242	32	32	
DIV. I NON-CONF.	3- 3	161	0- 0	316	216	242	242	32	32	

TOTALS	RPI 1-25	RPI 26-50	W-L RECORDS	RPI 51-100	RPI 101-150	RPI 150+				
3- 3	0- 0	0- 0	OVERALL	0- 1	0- 0	3- 2				
2- 0	0- 0	0- 0	HOME	0- 0	0- 0	2- 0				
1- 3	0- 0	0- 0	AWAY	0- 1	0- 0	1- 2				
0- 0	0- 0	0- 0	NEUTRAL	0- 0	0- 0	0- 0				
3- 3	0- 0	0- 0	NON-CONFERENCE	0- 1	0- 0	3- 2				
2- 0	0- 0	0- 0	HOME	0- 0	0- 0	2- 0				
1- 3	0- 0	0- 0	AWAY	0- 1	0- 0	1- 2				
0- 0	0- 0	0- 0	NEUTRAL	0- 0	0- 0	0- 0				
0- 0	0- 0	0- 0	CONFERENCE	0- 0	0- 0	0- 0				
0- 0	0- 0	0- 0	HOME	0- 0	0- 0	0- 0				
0- 0	0- 0	0- 0	AWAY	0- 0	0- 0	0- 0				
0- 0	0- 0	0- 0	NEUTRAL	0- 0	0- 0	0- 0				

RPI 1-25				RPI 26-50				RPI 51-100				RPI 101+				Team's RPI: 242	
RPI	S	Opponent	Score	RPI	S	Opponent	Score	RPI	S	Opponent	Score	RPI	S	Opponent	Score		

Non-Div I Games: Flagler 74 59 Edward Waters 73 46

Bethune-Cookman

Average RPI Win: 297 WON-LOST RECORD WINNING PCT. RANK LAST 10 GAMES STRENGTH OF SCHEDULE OPP. STRENGTH OF SCHEDULE TEAM RPI ADJ. RPI CONF. RPI ADJ. CONF. RPI

Average RPI Loss: 222

DIV. I ONLY	3- 5	217	0- 1	233	339	304	304	24	24
DIV. I NON-CONF.	3- 5	217	0- 1	233	339	304	304	24	24

TOTALS	RPI 1-25	RPI 26-50	W-L RECORDS	RPI 51-100	RPI 101-150	RPI 150+			
3- 5	0- 0	0- 0	OVERALL	0- 1	0- 0	3- 4			
3- 2	0- 0	0- 0	HOME	0- 0	0- 0	3- 2			
0- 3	0- 0	0- 0	AWAY	0- 1	0- 0	0- 2			
0- 0	0- 0	0- 0	NEUTRAL	0- 0	0- 0	0- 0			
3- 5	0- 0	0- 0	NON-CONFERENCE	0- 1	0- 0	3- 4			
3- 2	0- 0	0- 0	HOME	0- 0	0- 0	3- 2			
0- 3	0- 0	0- 0	AWAY	0- 1	0- 0	0- 2			
0- 0	0- 0	0- 0	NEUTRAL	0- 0	0- 0	0- 0			
0- 0	0- 0	0- 0	CONFERENCE	0- 0	0- 0	0- 0			
0- 0	0- 0	0- 0	HOME	0- 0	0- 0	0- 0			
0- 0	0- 0	0- 0	AWAY	0- 0	0- 0	0- 0			
0- 0	0- 0	0- 0	NEUTRAL	0- 0	0- 0	0- 0			

RPI 1-25				RPI 26-50				RPI 51-100				RPI 101+ Team's RPI: 304					
RPI	S	Opponent	Score	RPI	S	Opponent	Score	RPI	S	Opponent	Score	RPI	S	Opponent	Score		
								79	A	Ohio	49	86	151	H	Lehigh	55	65
													247	H	Rider	57	62
													248	H	Cornell	72	61
													303	H	Army West Point	60	47
													310	A	Niagara	72	79
													322	A	Lafayette	50	59
													340	H	Fairleigh Dickinson	73	54

LAST 12 Division I GAMES:																	
151	H	Lehigh	55	65	247	H	Rider	57	62	310	A	Niagara	72	79			
79	A	Ohio	49	86	340	H	Fairleigh Dickinson	73	54	303	H	Army West Point	60	47			
322	A	Lafayette	50	59													
248	H	Cornell	72	61													

Non-Div I Games: Charleston (WV) 69 62 Caldwell 73 54

Binghamton

Average RPI Win: 178

Average RPI Loss: 94

WON-LOST
RECORDWINNING
PCT. RANKLAST 10
GAMESSTRENGTH OF
SCHEDULEOPP. STRENGTH
OF SCHEDULETEAM
RPIADJ.
RPICONF.
RPIADJ CONF.
RPIDIV. I ONLY
DIV. I NON-CONF.4- 2
4- 297
971- 0
1- 0164
16447
47116
116116
1169
99
9

TOTALS

RPI 1-25

RPI 26-50

W-L RECORDS

RPI 51-100

RPI 101-150

RPI 150+

4- 2
2- 1
0- 1
2- 00- 1
0- 1
0- 0
0- 00- 0
0- 0
0- 0
0- 0OVERALL
HOME
AWAY
NEUTRAL0- 0
0- 0
0- 0
0- 02- 0
1- 0
0- 0
1- 02- 1
1- 0
0- 1
1- 04- 2
2- 1
0- 1
2- 00- 1
0- 1
0- 0
0- 00- 0
0- 0
0- 0
0- 0NON-CONFERENCE
HOME
AWAY
NEUTRAL0- 0
0- 0
0- 0
0- 02- 0
1- 0
0- 0
1- 02- 1
1- 0
0- 1
1- 00- 0
0- 0
0- 0
0- 00- 0
0- 0
0- 0
0- 00- 0
0- 0
0- 0
0- 0CONFERENCE
HOME
AWAY
NEUTRAL0- 0
0- 0
0- 0
0- 00- 0
0- 0
0- 0
0- 00- 0
0- 0
0- 0
0- 0

RPI	S	Opponent	Score
5	H	Louisville	55 74

RPI	S	Opponent	Score
-----	---	----------	-------

RPI	S	Opponent	Score
-----	---	----------	-------

RPI	S	Opponent	Score
101	N	UNI	61 60
135	H	CSUN	74 63
183	A	Washington St.	71 95
203	N	Idaho	91 85
271	H	Eastern Wash.	67 55

LAST 12 Division I GAMES:

271	H	Eastern Wash.	67 55
183	A	Washington St.	71 95

101	N	UNI	61 60
203	N	Idaho	91 85
5	H	Louisville	55 74
135	H	CSUN	74 63

Non-Div I Games: Southern Ore. 91 46 Northwest Chrst. 93 26

Boise St.

Average RPI	Win:	235	WON-LOST	WINNING	LAST 10	STRENGTH OF	OPP. STRENGTH	TEAM	ADJ.	CONF.	ADJ CONF.
Average RPI	Loss:	80	RECORD	PCT. RANK	GAMES	SCHEDULE	OF SCHEDULE	RPI	RPI	RPI	RPI
DIV. I ONLY		8- 2		46	1- 0	210	206	127	127	1	1
DIV. I NON-CONF.		8- 2		46	1- 0	210	206	127	127	1	1

TOTALS	RPI 1-25		RPI 26-50		W-L RECORDS	RPI 51-100		RPI 101-150		RPI 150+	
8- 2	0- 0		0- 1		OVERALL	0- 0		2- 1		6- 0	
4- 2	0- 0		0- 1		HOME	0- 0		0- 1		4- 0	
2- 0	0- 0		0- 0		AWAY	0- 0		2- 0		0- 0	
2- 0	0- 0		0- 0		NEUTRAL	0- 0		0- 0		2- 0	
8- 2	0- 0		0- 1		NON-CONFERENCE	0- 0		2- 1		6- 0	
4- 2	0- 0		0- 1		HOME	0- 0		0- 1		4- 0	
2- 0	0- 0		0- 0		AWAY	0- 0		2- 0		0- 0	
2- 0	0- 0		0- 0		NEUTRAL	0- 0		0- 0		2- 0	
0- 0	0- 0		0- 0		CONFERENCE	0- 0		0- 0		0- 0	
0- 0	0- 0		0- 0		HOME	0- 0		0- 0		0- 0	
0- 0	0- 0		0- 0		AWAY	0- 0		0- 0		0- 0	
0- 0	0- 0		0- 0		NEUTRAL	0- 0		0- 0		0- 0	

RPI 1-25				RPI 26-50				RPI 51-100				RPI 101+ Team's RPI: 127			
RPI	S	Opponent	Score	RPI	S	Opponent	Score	RPI	S	Opponent	Score	RPI	S	Opponent	Score
				26	H	Minnesota	69 77					132	A	Houston	64 57
												133	H	Providence	57 61
												146	A	Rhode Island	88 64
												208	H	Holy Cross	89 63
												247	N	Rider	112 61
												275	H	Bryant	83 46
												280	H	Saint Peter's	89 57
												281	H	Columbia	74 60
												313	N	Loyola Maryland	73 47
LAST 12 Division I GAMES:															
				275	H	Bryant	83 46					247	N	Rider	112 61
				281	H	Columbia	74 60					26	H	Minnesota	69 77
				133	H	Providence	57 61					280	H	Saint Peter's	89 57
				313	N	Loyola Maryland	73 47					146	A	Rhode Island	88 64
				132	A	Houston	64 57								
				208	H	Holy Cross	89 63								

Non-Div I Games:

Boston College

Average RPI Win:	246	WON-LOST	WINNING	LAST 10	STRENGTH OF	OPP. STRENGTH	TEAM	ADJ.	CONF.	ADJ CONF.
Average RPI Loss:	143	RECORD	PCT. RANK	GAMES	SCHEDULE	OF SCHEDULE	RPI	RPI	RPI	RPI

DIV. I ONLY	4- 4	161	0- 1	142	259	171	171	21	21
DIV. I NON-CONF.	4- 4	161	0- 1	142	259	171	171	21	21
TOTALS	RPI 1-25	RPI 26-50	W-L RECORDS	RPI 51-100	RPI 101-150	RPI 150+			
4- 4	0- 0	0- 1	OVERALL	0- 0	0- 1	4- 2			
4- 0	0- 0	0- 0	HOME	0- 0	0- 0	4- 0			
0- 4	0- 0	0- 1	AWAY	0- 0	0- 1	0- 2			
0- 0	0- 0	0- 0	NEUTRAL	0- 0	0- 0	0- 0			
4- 4	0- 0	0- 1	NON-CONFERENCE	0- 0	0- 1	4- 2			
4- 0	0- 0	0- 0	HOME	0- 0	0- 0	4- 0			
0- 4	0- 0	0- 1	AWAY	0- 0	0- 1	0- 2			
0- 0	0- 0	0- 0	NEUTRAL	0- 0	0- 0	0- 0			
0- 0	0- 0	0- 0	CONFERENCE	0- 0	0- 0	0- 0			
0- 0	0- 0	0- 0	HOME	0- 0	0- 0	0- 0			
0- 0	0- 0	0- 0	AWAY	0- 0	0- 0	0- 0			
0- 0	0- 0	0- 0	NEUTRAL	0- 0	0- 0	0- 0			

RPI 1-25				RPI 26-50				RPI 51-100				RPI 101+				Team's RPI: 171	
RPI	S	Opponent	Score	RPI	S	Opponent	Score	RPI	S	Opponent	Score	RPI	S	Opponent	Score		
				29	A	Northeastern	51 81					122	A	Marist	57 68		
												180	A	Massachusetts	55 66		
												210	H	Delaware	72 61		
												236	H	Brown	72 51		
												241	A	Dartmouth	44 64		
												263	H	New Hampshire	60 39		
												275	H	Bryant	67 65		
LAST 12 Division I GAMES:																	
				275	H	Bryant	67 65	180	A	Massachusetts	55 66						
				122	A	Marist	57 68	241	A	Dartmouth	44 64						
				236	H	Brown	72 51	210	H	Delaware	72 61						
				29	A	Northeastern	51 81	263	H	New Hampshire	60 39						

Non-Div I Games:

Boston U.

Bowling Green

Through Games Of Dec. 12, 2018

Average RPI Win: 274

Average RPI Loss: 104

WON-LOST
RECORDWINNING
PCT. RANKLAST 10
GAMESSTRENGTH OF
SCHEDULEOPP. STRENGTH
OF SCHEDULETEAM
RPIADJ.
RPICONF.
RPIADJ CONF.
RPIDIV. I ONLY
DIV. I NON-CONF.4- 4
4- 4161
1611- 0
1- 0105
105284
284143
143143
14310
1010
10

TOTALS

RPI 1-25

RPI 26-50

W-L RECORDS

RPI 51-100

RPI 101-150

RPI 150+

4- 4
3- 0
1- 3
0- 10- 0
0- 0
0- 0
0- 00- 1
0- 0
0- 1
0- 0OVERALL
HOME
AWAY
NEUTRAL0- 1
0- 0
0- 1
0- 00- 1
0- 0
0- 0
0- 14- 1
3- 0
1- 1
0- 04- 4
3- 0
1- 3
0- 10- 0
0- 0
0- 0
0- 00- 1
0- 0
0- 1
0- 0NON-CONFERENCE
HOME
AWAY
NEUTRAL0- 1
0- 0
0- 1
0- 00- 1
0- 0
0- 0
0- 14- 1
3- 0
1- 1
0- 00- 0
0- 0
0- 0
0- 00- 0
0- 0
0- 0
0- 00- 0
0- 0
0- 0
0- 0CONFERENCE
HOME
AWAY
NEUTRAL0- 0
0- 0
0- 0
0- 00- 0
0- 0
0- 0
0- 00- 0
0- 0
0- 0
0- 0

RPI 1-25

RPI S Opponent Score

RPI 26-50

RPI S Opponent Score
30 A Michigan St. 69 99

RPI 51-100

RPI S Opponent Score
57 A Xavier 49 65

RPI 101+

Team's RPI: 143

RPI	S	Opponent	Score
136	N	Mercer	63 76
166	H	Loyol a Chi cago	88 74
193	A	Coastal Caro.	80 81
288	H	Robert Morris	61 60
311	H	Marshall I	99 76
329	A	Canisius	74 53

LAST 12 Division I GAMES:

329	A	Canisius	74	53	
57	A	Xavier	49	65	
136	N	Mercer	63	76	
193	A	Coastal Caro.	80	81	
166	H	Loyol a Chi cago	88	74	
288	H	Robert Morris	61	60	
311	H	Marshall I	99	76	
30	A	Michigan St.	69	99	

Bowling Green

Bowling Green

Non-Div I Games:

Bowling Green

■ Loss,
 ■ Non-Conf,
 ■ S Site,
 ■ Home
 ■ A Away
 N Neutral

Average RPI Win: 229

Average RPI Loss: 0

WON-LOST
RECORDWINNING
PCT. RANKLAST 10
GAMESSTRENGTH OF
SCHEDULEOPP. STRENGTH
OF SCHEDULETEAM
RPIADJ.
RPICONF.
RPIADJ CONF.
RPIDIV. I ONLY
DIV. I NON-CONF.6- 0
6- 01
11- 0
1- 0342
34249
49119
119119
11914
1414
14

TOTALS

RPI 1-25

RPI 26-50

W-L RECORDS

RPI 51-100

RPI 101-150

RPI 150+

6- 0
4- 0
1- 0
1- 00- 0
0- 0
0- 0
0- 00- 0
0- 0
0- 0
0- 0OVERALL
HOME
AWAY
NEUTRAL0- 0
0- 0
0- 0
0- 00- 0
0- 0
0- 0
0- 06- 0
4- 0
1- 0
1- 06- 0
4- 0
1- 0
1- 00- 0
0- 0
0- 0
0- 00- 0
0- 0
0- 0
0- 0NON-CONFERENCE
HOME
AWAY
NEUTRAL0- 0
0- 0
0- 0
0- 00- 0
0- 0
0- 0
0- 06- 0
4- 0
1- 0
1- 00- 0
0- 0
0- 0
0- 00- 0
0- 0
0- 0
0- 00- 0
0- 0
0- 0
0- 0CONFERENCE
HOME
AWAY
NEUTRAL0- 0
0- 0
0- 0
0- 00- 0
0- 0
0- 0
0- 00- 0
0- 0
0- 0
0- 0

RPI 1-25

RPI 26-50

RPI 51-100

RPI 101+

Team's RPI: 119

RPI S Opponent Score

RPI S Opponent Score

RPI S Opponent Score

RPI S Opponent Score

202	H	Southeast Mo. St.	85	79
210	N	Delaware	59	47
225	H	Oakland	73	64
233	H	Eastern Ill.	67	64
249	H	Western Ill.	82	68
253	A	Fla. Atlantic	80	59

LAST 12 Division I GAMES:

253	A	Fla. Atlantic	80	59
249	H	Western Ill.	82	68
225	H	Oakland	73	64
233	H	Eastern Ill.	67	64
210	N	Delaware	59	47
202	H	Southeast Mo. St.	85	79

Non-Div I Games:

Rockhurst

83 40

Bradley

Average RPI Win: 252		WON-LOST	WINNING	LAST 10	STRENGTH OF		OPP. STRENGTH	TEAM	ADJ.	CONF.	ADJ CONF.
Average RPI Loss: 147		RECORD	PCT. RANK	GAMES	SCHEDULE		OF SCHEDULE	RPI	RPI	RPI	RPI
DIV. I ONLY		5- 6	192	0- 1	254		179	236	236	17	17
DIV. I NON-CONF.		5- 6	192	0- 1	254		179	236	236	17	17

TOTALS		RPI 1-25	RPI 26-50		W-L RECORDS		RPI 51-100	RPI 101-150	RPI 150+		
5- 6	0- 0		0- 0		OVERALL		0- 2	0- 1	5- 3		
3- 2	0- 0		0- 0		HOME		0- 1	0- 0	3- 1		
1- 4	0- 0		0- 0		AWAY		0- 1	0- 1	1- 2		
1- 0	0- 0		0- 0		NEUTRAL		0- 0	0- 0	1- 0		
5- 6	0- 0		0- 0		NON-CONFERENCE		0- 2	0- 1	5- 3		
3- 2	0- 0		0- 0		HOME		0- 1	0- 0	3- 1		
1- 4	0- 0		0- 0		AWAY		0- 1	0- 1	1- 2		
1- 0	0- 0		0- 0		NEUTRAL		0- 0	0- 0	1- 0		
0- 0	0- 0		0- 0		CONFERENCE		0- 0	0- 0	0- 0		
0- 0	0- 0		0- 0		HOME		0- 0	0- 0	0- 0		
0- 0	0- 0		0- 0		AWAY		0- 0	0- 0	0- 0		
0- 0	0- 0		0- 0		NEUTRAL		0- 0	0- 0	0- 0		

RPI 1-25				RPI 26-50				RPI 51-100				RPI 101+ Team's RPI: 236					
RPI	S	Opponent	Score	RPI	S	Opponent	Score	RPI	S	Opponent	Score	RPI	S	Opponent	Score		
								52	A	Maine	96	102	146	A	Rhode Island	67	72
								56	H	Bucknell	78	91	171	A	Boston U.	51	72
													180	H	Massachusetts	61	90
													208	A	Holy Cross	89	85
													252	H	Fairfield	68	49
													263	H	New Hampshire	76	70
													264	H	Central Conn. St.	68	63
													275	A	Bryant	57	75
													275	N	Bryant	84	68
LAST 12 Division I GAMES:																	
208	A	Holy Cross	89	85	146	A	Rhode Island	67	72	52	A	Maine	96	102			
263	H	New Hampshire	76	70	275	N	Bryant	84	68	56	H	Bucknell	78	91			
171	A	Boston U.	51	72	180	H	Massachusetts	61	90	252	H	Fairfield	68	49			
275	A	Bryant	57	75													
264	H	Central Conn. St.	68	63													

Non-Div I Games: Johnson & Wales (RI) 78 46

Brown

Average RPI Win: **276**
 Average RPI Loss: **164**

WON-LOST
RECORD

WINNING
PCT. RANK

LAST 10
GAMES

STRENGTH OF
SCHEDULE

OPP. STRENGTH
OF SCHEDULE

TEAM
RPI

ADJ.
RPI

CONF.
RPI

ADJ CONF.
RPI

DIV. I ONLY	2- 8	285	0- 1	186	217	275	275	31	31
DIV. I NON-CONF.	2- 8	285	0- 1	186	217	275	275	31	31
<hr/>									
TOTALS	RPI 1-25	RPI 26-50	W-L RECORDS	RPI 51-100	RPI 101-150	RPI 150+			
2- 8	0- 0	0- 0	OVERALL	0- 1	0- 3	2- 4			
1- 1	0- 0	0- 0	HOME	0- 1	0- 0	1- 0			
1- 5	0- 0	0- 0	AWAY	0- 0	0- 2	1- 3			
0- 2	0- 0	0- 0	NEUTRAL	0- 0	0- 1	0- 1			
2- 8	0- 0	0- 0	NON-CONFERENCE	0- 1	0- 3	2- 4			
1- 1	0- 0	0- 0	HOME	0- 1	0- 0	1- 0			
1- 5	0- 0	0- 0	AWAY	0- 0	0- 2	1- 3			
0- 2	0- 0	0- 0	NEUTRAL	0- 0	0- 1	0- 1			
0- 0	0- 0	0- 0	CONFERENCE	0- 0	0- 0	0- 0			
0- 0	0- 0	0- 0	HOME	0- 0	0- 0	0- 0			
0- 0	0- 0	0- 0	AWAY	0- 0	0- 0	0- 0			
0- 0	0- 0	0- 0	NEUTRAL	0- 0	0- 0	0- 0			

RPI 1-25				RPI 26-50				RPI 51-100				RPI 101+ Team's RPI : 275					
RPI	S	Opponent	Score	RPI	S	Opponent	Score	RPI	S	Opponent	Score	RPI	S	Opponent	Score		
								52	H	Maine	57	74	117	A	Hartford	57	67
												127	A	Boston College	46	83	
												133	N	Providence	64	72	
												171	A	Boston U.	65	67	
												209	A	West Virginia	48	94	
												236	H	Brown	75	57	
												236	N	Brown	68	84	
												263	A	New Hampshire	74	79	
												315	A	UMass Lowell	58	57	
LAST 12 Division I GAMES:																	
				133	N	Providence	64	72				117	A	Hartford	57	67	
				52	H	Maine	57	74				127	A	Boston College	46	83	
				236	H	Brown	75	57				236	N	Brown	68	84	
				315	A	UMass Lowell	58	57				263	A	New Hampshire	74	79	
												171	A	Boston U.	65	67	
												209	A	West Virginia	48	94	

Non-Div I Games:

Bryant

Average RPI	Win:	207	WON-LOST	WINNING	LAST 10	STRENGTH OF	OPP. STRENGTH	TEAM	ADJ.	CONF.	ADJ CONF.
Average RPI	Loss:	80	RECORD	PCT. RANK	GAMES	SCHEDULE	OF SCHEDULE	RPI	RPI	RPI	RPI
DIV. I ONLY		7- 2		51	1- 0	206	85	56	56	21	21
DIV. I NON-CONF.		7- 2		51	1- 0	206	85	56	56	21	21

TOTALS	RPI 1-25		RPI 26-50		W-L RECORDS	RPI 51-100		RPI 101-150		RPI 150+	
7- 2	0- 1		0- 0		OVERALL	1- 0		0- 1		6- 0	
2- 0	0- 0		0- 0		HOME	1- 0		0- 0		1- 0	
3- 2	0- 1		0- 0		AWAY	0- 0		0- 1		3- 0	
2- 0	0- 0		0- 0		NEUTRAL	0- 0		0- 0		2- 0	
7- 2	0- 1		0- 0		NON-CONFERENCE	1- 0		0- 1		6- 0	
2- 0	0- 0		0- 0		HOME	1- 0		0- 0		1- 0	
3- 2	0- 1		0- 0		AWAY	0- 0		0- 1		3- 0	
2- 0	0- 0		0- 0		NEUTRAL	0- 0		0- 0		2- 0	
0- 0	0- 0		0- 0		CONFERENCE	0- 0		0- 0		0- 0	
0- 0	0- 0		0- 0		HOME	0- 0		0- 0		0- 0	
0- 0	0- 0		0- 0		AWAY	0- 0		0- 0		0- 0	
0- 0	0- 0		0- 0		NEUTRAL	0- 0		0- 0		0- 0	

RPI 1-25	RPI 26-50	RPI 51-100	Team's RPI: 56	RPI 101+
RPI S Opponent Score	RPI S Opponent Score	RPI S Opponent Score		RPI S Opponent Score
10 A Syracuse 56 70		71 H Quinnipiac 75 58		149 A Drexel 42 64
				180 N Massachusetts 77 58
				215 A Monmouth 70 32
				236 A Brown 91 78
				240 A St. Bonaventure 77 46
				252 N Fairfield 77 54
				255 H Iona 81 43
LAST 12 Division I GAMES:				
255 H Iona 81 43	252 N Fairfield 77 54			
240 A St. Bonaventure 77 46	180 N Massachusetts 77 58			
236 A Brown 91 78	10 A Syracuse 56 70			
	149 A Drexel 42 64			
	71 H Quinnipiac 75 58			
	215 A Monmouth 70 32			

Non-Div I Games:

Bucknell I

Average RPI Win: 235		WON-LOST	WINNING	LAST 10	STRENGTH OF		OPP. STRENGTH	TEAM	ADJ.	CONF.	ADJ CONF.
Average RPI Loss: 46		RECORD	PCT. RANK	GAMES	SCHEDULE		OF SCHEDULE	RPI	RPI	RPI	RPI
DIV. I ONLY		6- 2	68	0- 1	301		55	113	113	10	10
DIV. I NON-CONF.		6- 2	68	0- 1	301		55	113	113	10	10

TOTALS		RPI 1-25		RPI 26-50	W-L RECORDS		RPI 51-100	RPI 101-150		RPI 150+	
6- 2		1- 1		0- 0	OVERALL		0- 1	0- 0		5- 0	
1- 0		0- 0		0- 0	HOME		0- 0	0- 0		1- 0	
3- 2		0- 1		0- 0	AWAY		0- 1	0- 0		3- 0	
2- 0		1- 0		0- 0	NEUTRAL		0- 0	0- 0		1- 0	
6- 2		1- 1		0- 0	NON-CONFERENCE		0- 1	0- 0		5- 0	
1- 0		0- 0		0- 0	HOME		0- 0	0- 0		1- 0	
3- 2		0- 1		0- 0	AWAY		0- 1	0- 0		3- 0	
2- 0		1- 0		0- 0	NEUTRAL		0- 0	0- 0		1- 0	
0- 0		0- 0		0- 0	CONFERENCE		0- 0	0- 0		0- 0	
0- 0		0- 0		0- 0	HOME		0- 0	0- 0		0- 0	
0- 0		0- 0		0- 0	AWAY		0- 0	0- 0		0- 0	
0- 0		0- 0		0- 0	NEUTRAL		0- 0	0- 0		0- 0	

RPI 1-25				RPI 26-50				RPI 51-100				RPI 101+ Team's RPI: 113			
RPI	S	Opponent	Score	RPI	S	Opponent	Score	RPI	S	Opponent	Score	RPI	S	Opponent	Score
6	A	Oregon	82 102					86	A	Dayton	59 72	164	N	Georgetown	73 64
11	N	South Dakota St.	61 55									264	A	Central Conn. St.	82 69
												310	H	Niagara	88 61
												329	A	Canisius	84 66
												334	A	UMES	69 63

LAST 12 Division I GAMES:															
86	A	Dayton	59 72	310	H	Niagara	88 61								
329	A	Canisius	84 66	334	A	UMES	69 63								
264	A	Central Conn. St.	82 69												
11	N	South Dakota St.	61 55												
164	N	Georgetown	73 64												
6	A	Oregon	82 102												

Non-Div I Games:

Buffalo

Average RPI Win: 269

Average RPI Loss: 15

WON-LOST
RECORDWINNING
PCT. RANKLAST 10
GAMESSTRENGTH OF
SCHEDULEOPP. STRENGTH
OF SCHEDULETEAM
RPIADJ.
RPICONF.
RPIADJ CONF.
RPIDIV. I ONLY
DIV. I NON-CONF.7- 1
7- 129
291- 0
1- 0202
202288
28869
6969
694
44
4

TOTALS

RPI 1-25

RPI 26-50

W-L RECORDS

RPI 51-100

RPI 101-150

RPI 150+

7- 1 0- 1

0- 0

OVERALL

0- 0

0- 0

7- 0

6- 0 0- 0

0- 0

HOME

0- 0

0- 0

6- 0

1- 1 0- 1

0- 0

AWAY

0- 0

0- 0

1- 0

0- 0 0- 0

0- 0

NEUTRAL

0- 0

0- 0

0- 0

7- 1 0- 1

0- 0

NON-CONFERENCE

0- 0

0- 0

7- 0

6- 0 0- 0

0- 0

HOME

0- 0

0- 0

6- 0

1- 1 0- 1

0- 0

AWAY

0- 0

0- 0

1- 0

0- 0 0- 0

0- 0

NEUTRAL

0- 0

0- 0

0- 0

0- 0 0- 0

0- 0

CONFERENCE

0- 0

0- 0

0- 0

0- 0 0- 0

0- 0

HOME

0- 0

0- 0

0- 0

0- 0 0- 0

0- 0

AWAY

0- 0

0- 0

0- 0

0- 0 0- 0

0- 0

NEUTRAL

0- 0

0- 0

0- 0

RPI 1-25

RPI 26-50

RPI 51-100

Team's RPI: 69

RPI 101+

RPI S Opponent Score
15 A Indiana 46 66

RPI S Opponent Score

RPI S Opponent Score

RPI S Opponent Score
223 A Akron 63 47
233 H Eastern Ill. 72 37
249 H Western Ill. 92 51
256 H Illinois St. 58 56
295 H Ball St. 64 47
309 H Murray St. 86 65
315 H UMass Lowell 89 36

LAST 12 Division I GAMES:

315 H UMass Lowell 89 36 223 A Akron 63 47
249 H Western Ill. 92 51 15 A Indiana 46 66
309 H Murray St. 86 65 295 H Ball St. 64 47
233 H Eastern Ill. 72 37 256 H Illinois St. 58 56

Non-Div I Games:

Butler

Average RPI		Winn: 205	WON-LOST	WINNING	LAST 10	STRENGTH OF		OPP. STRENGTH	TEAM	ADJ.	CONF.	ADJ CONF.
Loss: 243			RECORD	PCT. RANK	GAMES	SCHEDULE		OF SCHEDULE	RPI	RPI	RPI	RPI
DIV. I ONLY		2- 5	257	0- 1		271	287	272	272	30	30	
DIV. I NON-CONF.		2- 5	257	0- 1		271	287	272	272	30	30	
TOTALS		RPI 1-25		RPI 26-50		W-L RECORDS		RPI 51-100	RPI 101-150	RPI 150+		
2- 5	0- 0		0- 0		OVERALL	0- 0		1- 0		1- 5		
1- 0	0- 0		0- 0		HOME	0- 0		1- 0		0- 0		
1- 5	0- 0		0- 0		AWAY	0- 0		0- 0		1- 5		
0- 0	0- 0		0- 0		NEUTRAL	0- 0		0- 0		0- 0		
2- 5	0- 0		0- 0		NON-CONFERENCE	0- 0		1- 0		1- 5		
1- 0	0- 0		0- 0		HOME	0- 0		1- 0		0- 0		
1- 5	0- 0		0- 0		AWAY	0- 0		0- 0		1- 5		
0- 0	0- 0		0- 0		NEUTRAL	0- 0		0- 0		0- 0		
0- 0	0- 0		0- 0		CONFERENCE	0- 0		0- 0		0- 0		
0- 0	0- 0		0- 0		HOME	0- 0		0- 0		0- 0		
0- 0	0- 0		0- 0		AWAY	0- 0		0- 0		0- 0		
0- 0	0- 0		0- 0		NEUTRAL	0- 0		0- 0		0- 0		

RPI 1-25				RPI 26-50				RPI 51-100				RPI 101+				Team's RPI: 272	
RPI	S	Opponent	Score	RPI	S	Opponent	Score	RPI	S	Opponent	Score	RPI	S	Opponent	Score		
												107	H	Wright St.	76	74	
												201	A	Cal St. Fullerton	56	64	
												204	A	UC Irvine	78	85	
												230	A	San Jose St.	72	82	
												260	A	Omaha	46	53	
												302	A	UC Santa Barbara	56	48	
												321	A	UTEP	47	53	
LAST 12 Division I GAMES:																	
				260	A	Omaha	46	53	204	A	UC Irvine	78	85				
				201	A	Cal St. Fullerton	56	64	230	A	San Jose St.	72	82				
									321	A	UTEP	47	53				
									302	A	UC Santa Barbara	56	48				
									107	H	Wright St.	76	74				

Non-Div I Games:	Whittier	74	46	Westcliff	91	37
------------------	----------	----	----	-----------	----	----

CSU Bakersfield

■ Loss, ■ Non-Conf, S Site, H Home A Away N Neutral

Average RPI Win: 206
Average RPI Loss: 92

WON-LOST
RECORD

WINNING
PCT. RANK

LAST 10
GAMES

STRENGTH OF
SCHEDULE

OPP. STRENGTH
OF SCHEDULE

TEAM
RPI

ADJ.
RPI

CONF.
RPI

ADJ CONF.
RPI

DIV. I ONLY	5- 6	192	0- 1	95	110	135	135	23	23
DIV. I NON-CONF.	5- 6	192	0- 1	95	110	135	135	23	23
<hr/>									
TOTALS	RPI 1-25	RPI 26-50	W-L RECORDS	RPI 51-100	RPI 101-150	RPI 150+			
5- 6	0- 2	0- 0	OVERALL	0- 1	1- 1	4- 2			
3- 2	0- 0	0- 0	HOME	0- 1	0- 0	3- 1			
2- 4	0- 2	0- 0	AWAY	0- 0	1- 1	1- 1			
0- 0	0- 0	0- 0	NEUTRAL	0- 0	0- 0	0- 0			
5- 6	0- 2	0- 0	NON-CONFERENCE	0- 1	1- 1	4- 2			
3- 2	0- 0	0- 0	HOME	0- 1	0- 0	3- 1			
2- 4	0- 2	0- 0	AWAY	0- 0	1- 1	1- 1			
0- 0	0- 0	0- 0	NEUTRAL	0- 0	0- 0	0- 0			
0- 0	0- 0	0- 0	CONFERENCE	0- 0	0- 0	0- 0			
0- 0	0- 0	0- 0	HOME	0- 0	0- 0	0- 0			
0- 0	0- 0	0- 0	AWAY	0- 0	0- 0	0- 0			
0- 0	0- 0	0- 0	NEUTRAL	0- 0	0- 0	0- 0			

RPI 1-25				RPI 26-50				RPI 51-100				RPI 101+ Team's RPI: 135			
RPI	S	Opponent	Score	RPI	S	Opponent	Score	RPI	S	Opponent	Score	RPI	S	Opponent	Score
3	A	Cal i forni a	42 67					66	H	Loyol a Marymount	53 72	116	A	Boise St.	63 74
9	A	Drake	63 73									141	A	Santa Clara	53 38
												153	H	Harvard	55 75
												158	H	San Diego St.	77 74
												183	H	Washing ton St.	65 52
												203	A	I daho	73 88
												260	A	Omaha	64 52
												289	H	Cal i forni a Baptist	73 67
<hr/>															
LAST 12 Division I GAMES:															
158	H	San Diego St.	77 74	153	H	Harvard	55 75	9	A	Drake	63 73				
66	H	Loyola Marymount	53 72	260	A	Omaha	64 52	116	A	Boise St.	63 74				
3	A	Cal i forni a	42 67	203	A	I daho	73 88								
141	A	Santa Clara	53 38												
289	H	Cal i forni a Baptist	73 67												
183	H	Washington St.	65 52												

Non-Div I Games:

CSUN

Loss, Non-Conf, S Site, H Home A Away N Neutral

C
a
l
P
o
l
y

Cal Poly				Through Games Of Dec. 12, 2018							
Average RPI	Win:	271	WON-LOST	WINNING	LAST 10	STRENGTH OF	OPP. STRENGTH	TEAM	ADJ.	CONF.	ADJ CONF.
Average RPI	Loss:	144	RECORD	PCT. RANK	GAMES	SCHEDULE	OF SCHEDULE	RPI	RPI	RPI	RPI
DIV. I ONLY		1- 7	307	0- 1	174	204	312	312	23	23	
DIV. I NON-CONF.		1- 7	307	0- 1	174	204	312	312	23	23	

TOTALS	RPI 1-25		RPI 26-50		W-L RECORDS	RPI 51-100		RPI 101-150		RPI 150+	
1- 7	0- 0		0- 1		OVERALL	0- 1		0- 3		1- 2	
1- 3	0- 0		0- 1		HOME	0- 0		0- 2		1- 0	
0- 3	0- 0		0- 0		AWAY	0- 1		0- 1		0- 1	
0- 1	0- 0		0- 0		NEUTRAL	0- 0		0- 0		0- 1	
1- 7	0- 0		0- 1		NON-CONFERENCE	0- 1		0- 3		1- 2	
1- 3	0- 0		0- 1		HOME	0- 0		0- 2		1- 0	
0- 3	0- 0		0- 0		AWAY	0- 1		0- 1		0- 1	
0- 1	0- 0		0- 0		NEUTRAL	0- 0		0- 0		0- 1	
0- 0	0- 0		0- 0		CONFERENCE	0- 0		0- 0		0- 0	
0- 0	0- 0		0- 0		HOME	0- 0		0- 0		0- 0	
0- 0	0- 0		0- 0		AWAY	0- 0		0- 0		0- 0	
0- 0	0- 0		0- 0		NEUTRAL	0- 0		0- 0		0- 0	

C
a
l
P
o
l
y

RPI 1-25				RPI 26-50				RPI 51-100				RPI 101+ Team's RPI: 312			
RPI	S	Opponent	Score	RPI	S	Opponent	Score	RPI	S	Opponent	Score	RPI	S	Opponent	Score
				40	H	Saint Mary's (CA)	51 69	59	A	Oregon St.	54 79	118	A	Fresno St.	58 76
												139	H	Illinois	51 74
												140	H	Pepperdine	63 70
												245 N		San Francisco	62 65
												266	A	Sacramento St.	85 88
												271	H	Eastern Wash.	59 55

LAST 12 Division I GAMES:															
				140	H	Pepperdine	63 70	40	H	Saint Mary's (CA)	51 69				
				139	H	Illinois	51 74	271	H	Eastern Wash.	59 55				
				245 N		San Francisco	62 65								
				118	A	Fresno St.	58 76								
				266	A	Sacramento St.	85 88								
				59	A	Oregon St.	54 79								

Non-Div I Games: Academy of Art 87 65

Cal Poly

Average RPI Win: 269

Average RPI Loss: 105

WON-LOST
RECORDWINNING
PCT. RANKLAST 10
GAMESSTRENGTH OF
SCHEDULEOPP. STRENGTH
OF SCHEDULETEAM
RPIADJ.
RPICONF.
RPIADJ CONF.
RPIDIV. I ONLY
DIV. I NON-CONF.6- 4
6- 4128
1281- 0
1- 0285
285162
162201
201201
20123
2323
23

TOTALS

RPI 1-25

RPI 26-50

W-L RECORDS

RPI 51-100

RPI 101-150

RPI 150+

6- 4
2- 2
4- 2
0- 00- 0
0- 0
0- 0
0- 00- 0
0- 0
0- 0
0- 0OVERALL
HOME
AWAY
NEUTRAL0- 2
0- 0
0- 2
0- 00- 1
0- 1
0- 0
0- 06- 1
2- 1
4- 0
0- 06- 4
2- 2
4- 2
0- 00- 0
0- 0
0- 0
0- 00- 0
0- 0
0- 0
0- 0NON-CONFERENCE
HOME
AWAY
NEUTRAL0- 2
0- 0
0- 2
0- 00- 1
0- 1
0- 0
0- 06- 1
2- 1
4- 0
0- 00- 0
0- 0
0- 0
0- 00- 0
0- 0
0- 0
0- 00- 0
0- 0
0- 0
0- 0CONFERENCE
HOME
AWAY
NEUTRAL0- 0
0- 0
0- 0
0- 00- 0
0- 0
0- 0
0- 00- 0
0- 0
0- 0
0- 0

RPI 1-25

RPI S Opponent Score

RPI 26-50

RPI S Opponent Score

RPI 51-100

RPI S Opponent Score

RPI 101+

Team's RPI: 201

RPI S Opponent Score

58 A Washington 74 83
61 A Portland 74 83141 H Santa Clara 60 64
158 H San Diego St. 72 83
241 H Dartmouth 67 62
251 A Seattle U 57 54
272 H CSU Bakersfield 64 56
280 A Saint Peter's 69 45
281 A Columbia 61 58
289 A California Baptist 79 65

LAST 12 Division I GAMES:

158 H San Diego St. 72 83
289 A California Baptist 79 65
58 A Washington 74 83
251 A Seattle U 57 54
280 A Saint Peter's 69 45
281 A Columbia 61 58
272 H CSU Bakersfield 64 56
241 H Dartmouth 67 62
61 A Portland 74 83
141 H Santa Clara 60 64

Cal St. Fullerton

Cal St. Fullerton

Non-Div I Games:

Cal St. Fullerton

Loss, Non-Conf, S Site, H Home A Away N Neutral

Average RPI	Win:	95	WON-LOST	WINNING	LAST 10	STRENGTH OF	OPP. STRENGTH	TEAM	ADJ.	CONF.	ADJ CONF.
Average RPI	Loss:	0	RECORD	PCT. RANK	GAMES	SCHEDULE	OF SCHEDULE	RPI	RPI	RPI	RPI
DIV. I ONLY		8- 0		1	1- 0	8	74	3	3	2	2
DIV. I NON-CONF.		8- 0		1	1- 0	8	74	3	3	2	2

TOTALS	RPI 1-25		RPI 26-50		W-L RECORDS	RPI 51-100		RPI 101-150		RPI 150+	
8- 0	0- 0		2- 0		OVERALL	2- 0		4- 0		0- 0	
2- 0	0- 0		0- 0		HOME	0- 0		2- 0		0- 0	
4- 0	0- 0		1- 0		AWAY	1- 0		2- 0		0- 0	
2- 0	0- 0		1- 0		NEUTRAL	1- 0		0- 0		0- 0	
8- 0	0- 0		2- 0		NON-CONFERENCE	2- 0		4- 0		0- 0	
2- 0	0- 0		0- 0		HOME	0- 0		2- 0		0- 0	
4- 0	0- 0		1- 0		AWAY	1- 0		2- 0		0- 0	
2- 0	0- 0		1- 0		NEUTRAL	1- 0		0- 0		0- 0	
0- 0	0- 0		0- 0		CONFERENCE	0- 0		0- 0		0- 0	
0- 0	0- 0		0- 0		HOME	0- 0		0- 0		0- 0	
0- 0	0- 0		0- 0		AWAY	0- 0		0- 0		0- 0	
0- 0	0- 0		0- 0		NEUTRAL	0- 0		0- 0		0- 0	

RPI 1-25				Team's RPI: 3				RPI 26-50				RPI 51-100				RPI 101+			
RPI	S	Opponent	Score	RPI	S	Opponent	Score	RPI	S	Opponent	Score	RPI	S	Opponent	Score	RPI	S	Opponent	Score
				31	N	Tulane	65 57					85	N	Pacific	81 69	112	A	Penn St.	75 58
				40	A	Saint Mary's (CA)	81 78					90	A	BYU	70 52	132	H	Houston	80 79
																134	A	San Diego	70 53
																135	H	CSUN	67 42
LAST 12 Division I GAMES:																			
				40	A	Saint Mary's (CA)	81 78	134	A	San Diego	70 53								
				135	H	CSUN	67 42	31	N	Tulane	65 57								
								85	N	Pacific	81 69								
								90	A	BYU	70 52								
								112	A	Penn St.	75 58								
								132	H	Houston	80 79								

Non-Div I Games:

Cal i forni a

Average RPI Win:	227	WON-LOST	WINNING	LAST 10	STRENGTH OF	OPP. STRENGTH	TEAM	ADJ.	CONF.	ADJ CONF.
Average RPI Loss:	132	RECORD	PCT. RANK	GAMES	SCHEDULE	OF SCHEDULE	RPI	RPI	RPI	RPI

DIV. I ONLY	2- 6	262	0- 0	283	57	289	289	30	30
DIV. I NON-CONF.	2- 6	262	0- 0	283	57	289	289	30	30

TOTALS	RPI 1-25	RPI 26-50	W-L RECORDS	RPI 51-100	RPI 101-150	RPI 150+			
2- 6	0- 0	0- 0	OVERALL	0- 2	0- 2	2- 2			
1- 2	0- 0	0- 0	HOME	0- 1	0- 0	1- 1			
1- 3	0- 0	0- 0	AWAY	0- 0	0- 2	1- 1			
0- 1	0- 0	0- 0	NEUTRAL	0- 1	0- 0	0- 0			
2- 6	0- 0	0- 0	NON-CONFERENCE	0- 2	0- 2	2- 2			
1- 2	0- 0	0- 0	HOME	0- 1	0- 0	1- 1			
1- 3	0- 0	0- 0	AWAY	0- 0	0- 2	1- 1			
0- 1	0- 0	0- 0	NEUTRAL	0- 1	0- 0	0- 0			
0- 0	0- 0	0- 0	CONFERENCE	0- 0	0- 0	0- 0			
0- 0	0- 0	0- 0	HOME	0- 0	0- 0	0- 0			
0- 0	0- 0	0- 0	AWAY	0- 0	0- 0	0- 0			
0- 0	0- 0	0- 0	NEUTRAL	0- 0	0- 0	0- 0			

RPI 1-25				RPI 26-50				RPI 51-100				RPI 101+ Team's RPI: 289			
RPI	S	Opponent	Score	RPI	S	Opponent	Score	RPI	S	Opponent	Score	RPI	S	Opponent	Score
								68	H	Idaho St.	57 72	135	A	CSUN	67 73
								90	N	BYU	69 76	137	A	Northern Ariz.	88 91
												158	A	San Diego St.	67 83
												176	H	UC Riverside	65 57
												201	H	Cal St. Fullerton	65 79
												277	A	Long Beach St.	85 83
LAST 12 Division I GAMES:															
				176	H	UC Riverside	65 57	277	A	Long Beach St.	85 83				
				135	A	CSUN	67 73	68	H	Idaho St.	57 72				
				90	N	BYU	69 76								
				158	A	San Diego St.	67 83								
				137	A	Northern Ariz.	88 91								
				201	H	Cal St. Fullerton	65 79								

Non-Div I Games: La Sierra 91 44 Fresno Pacific 93 71

Average RPI	Win:	303	WON-LOST	WINNING	LAST 10	STRENGTH OF	OPP. STRENGTH	TEAM	ADJ.	CONF.	ADJ CONF.
Average RPI	Loss:	25	RECORD	PCT. RANK	GAMES	SCHEDULE	OF SCHEDULE	RPI	RPI	RPI	RPI
DIV. I ONLY		6- 1		40	1- 0	333	226	197	197	29	29
DIV. I NON-CONF.		6- 1		40	1- 0	333	226	197	197	29	29

TOTALS	RPI 1-25		RPI 26-50		W-L RECORDS	RPI 51-100		RPI 101-150		RPI 150+	
6- 1	0- 1		0- 0		OVERALL	0- 0		0- 0		6- 0	
2- 1	0- 1		0- 0		HOME	0- 0		0- 0		2- 0	
3- 0	0- 0		0- 0		AWAY	0- 0		0- 0		3- 0	
1- 0	0- 0		0- 0		NEUTRAL	0- 0		0- 0		1- 0	
6- 1	0- 1		0- 0		NON-CONFERENCE	0- 0		0- 0		6- 0	
2- 1	0- 1		0- 0		HOME	0- 0		0- 0		2- 0	
3- 0	0- 0		0- 0		AWAY	0- 0		0- 0		3- 0	
1- 0	0- 0		0- 0		NEUTRAL	0- 0		0- 0		1- 0	
0- 0	0- 0		0- 0		CONFERENCE	0- 0		0- 0		0- 0	
0- 0	0- 0		0- 0		HOME	0- 0		0- 0		0- 0	
0- 0	0- 0		0- 0		AWAY	0- 0		0- 0		0- 0	
0- 0	0- 0		0- 0		NEUTRAL	0- 0		0- 0		0- 0	

RPI 1-25				RPI 26-50				RPI 51-100				RPI 101+				Team's RPI: 197
RPI	S	Opponent	Score	RPI	S	Opponent	Score	RPI	S	Opponent	Score	RPI	S	Opponent	Score	
25	H	Old Dominion	59 83									259	A	Norfolk St.	57 49	
												260	N	Omaha	65 52	
												301	H	Col. of Charleston	66 65	
												325	A	FIU	59 54	
												327	A	Western Caro.	63 37	
												347	H	UNC Greensboro	53 49	

LAST 12 Division I GAMES:																
301	H	Col. of Charleston	66 65	325	A	FIU	59 54	347	H	UNC Greensboro	53 49	260	N	Omaha	65 52	
327	A	Western Caro.	63 37	259	A	Norfolk St.	57 49									
25	H	Old Dominion	59 83													

Non-Div I Games: William Peace 65 36

Campbell

Average RPI	Win: 342	WON-LOST RECORD	WINNING PCT. RANK	LAST 10 GAMES	STRENGTH OF SCHEDULE	OPP. STRENGTH OF SCHEDULE	TEAM RPI	ADJ. RPI	CONF. RPI	ADJ CONF. RPI
Average RPI	Loss: 198									
DIV. I ONLY		1- 8	318	0- 1	258	309	329	329	28	28
DIV. I NON-CONF.		1- 8	318	0- 1	258	309	329	329	28	28

TOTALS	RPI 1-25		RPI 26-50		W-L RECORDS		RPI 51-100		RPI 101-150	RPI 150+
1- 8	0- 0		0- 0		OVERALL		0- 0		0- 4	1- 4
0- 5	0- 0		0- 0		HOME		0- 0		0- 4	0- 1
1- 3	0- 0		0- 0		AWAY		0- 0		0- 0	1- 3
0- 0	0- 0		0- 0		NEUTRAL		0- 0		0- 0	0- 0
1- 8	0- 0		0- 0		NON-CONFERENCE		0- 0		0- 4	1- 4
0- 5	0- 0		0- 0		HOME		0- 0		0- 4	0- 1
1- 3	0- 0		0- 0		AWAY		0- 0		0- 0	1- 3
0- 0	0- 0		0- 0		NEUTRAL		0- 0		0- 0	0- 0
0- 0	0- 0		0- 0		CONFERENCE		0- 0		0- 0	0- 0
0- 0	0- 0		0- 0		HOME		0- 0		0- 0	0- 0
0- 0	0- 0		0- 0		AWAY		0- 0		0- 0	0- 0
0- 0	0- 0		0- 0		NEUTRAL		0- 0		0- 0	0- 0

RPI 1-25				RPI 26-50				RPI 51-100				RPI 101+ Team's RPI: 329			
RPI	S	Opponent	Score	RPI	S	Opponent	Score	RPI	S	Opponent	Score	RPI	S	Opponent	Score
												111	H	Miami (OH)	59 62
												113	H	Buffalo	66 84
												143	H	Bowling Green	53 74
												144	H	Youngstown St.	36 62
												225	A	Oakland	60 71
												240	A	St. Bonaventure	94 100
												284	A	Colgate	53 67
												326	H	UTRGV	53 57
												342	A	Albany (NY)	48 42

LAST 12 Division I GAMES:															
143	H	Bowling Green	53 74	342	A	Albany (NY)	48 42	225	A	Oakland	60 71	284	A	Colgate	53 67
113	H	Buffalo	66 84	240	A	St. Bonaventure	94 100	111	H	Miami (OH)	59 62				
144	H	Youngstown St.	36 62												

Non-Div I Games:

Canisius

Average RPI Win:	349	WON-LOST	WINNING	LAST 10	STRENGTH OF	OPP. STRENGTH	TEAM	ADJ.	CONF.	ADJ CONF.
Average RPI Loss:	191	RECORD	PCT. RANK	GAMES	SCHEDULE	OF SCHEDULE	RPI	RPI	RPI	RPI
DIV. I ONLY	1- 4	285	0- 1	296	322	318	318	22	22	
DIV. I NON-CONF.	1- 4	285	0- 1	296	322	318	318	22	22	

TOTALS	RPI 1-25	RPI 26-50	W-L RECORDS	RPI 51-100	RPI 101-150	RPI 150+				
1- 4	0- 0	0- 0	OVERALL	0- 0	0- 2	1- 2				
0- 1	0- 0	0- 0	HOME	0- 0	0- 1	0- 0				
1- 3	0- 0	0- 0	AWAY	0- 0	0- 1	1- 2				
0- 0	0- 0	0- 0	NEUTRAL	0- 0	0- 0	0- 0				
1- 4	0- 0	0- 0	NON-CONFERENCE	0- 0	0- 2	1- 2				
0- 1	0- 0	0- 0	HOME	0- 0	0- 1	0- 0				
1- 3	0- 0	0- 0	AWAY	0- 0	0- 1	1- 2				
0- 0	0- 0	0- 0	NEUTRAL	0- 0	0- 0	0- 0				
0- 0	0- 0	0- 0	CONFERENCE	0- 0	0- 0	0- 0				
0- 0	0- 0	0- 0	HOME	0- 0	0- 0	0- 0				
0- 0	0- 0	0- 0	AWAY	0- 0	0- 0	0- 0				
0- 0	0- 0	0- 0	NEUTRAL	0- 0	0- 0	0- 0				

RPI 1-25				RPI 26-50				RPI 51-100				RPI 101+				Team's RPI: 318
RPI	S	Opponent	Score	RPI	S	Opponent	Score	RPI	S	Opponent	Score	RPI	S	Opponent	Score	
												105	A	Texas A&M	27	84
												148	H	South Alabama	50	58
												181	A	Oklahoma	52	65
												328	A	Jackson St.	56	65
												349	A	Alcorn	57	46

LAST 12 Division I GAMES:																
												105	A	Texas A&M	27	84
												181	A	Oklahoma	52	65
												349	A	Alcorn	57	46
												148	H	South Alabama	50	58
												328	A	Jackson St.	56	65

Non-Div I Games: Central Baptist 55 34 Crowley's Ridge 91 33 Hendrix 72 40

Central Ark.

Average RPI Win: 340

Average RPI Loss: 156

WON-LOST
RECORDWINNING
PCT. RANKLAST 10
GAMESSTRENGTH OF
SCHEDULEOPP. STRENGTH
OF SCHEDULETEAM
RPIADJ.
RPICONF.
RPIADJ CONF.
RPIDIV. I ONLY
DIV. I NON-CONF.2- 5
2- 5257
2571- 0
1- 0240
240295
295264
264264
26431
3131
31

TOTALS

RPI 1-25

RPI 26-50

W-L RECORDS

RPI 51-100

RPI 101-150

RPI 150+

2- 5 0- 0
0- 2 0- 0
2- 3 0- 0
0- 0 0- 00- 0
0- 0
0- 0
0- 0OVERALL
HOME
AWAY
NEUTRAL0- 0
0- 0
0- 0
0- 00- 2
0- 1
0- 1
0- 02- 3
0- 1
2- 2
0- 02- 5 0- 0
0- 2 0- 0
2- 3 0- 0
0- 0 0- 00- 0
0- 0
0- 0
0- 0NON-CONFERENCE
HOME
AWAY
NEUTRAL0- 0
0- 0
0- 0
0- 00- 2
0- 1
0- 1
0- 02- 3
0- 1
2- 2
0- 00- 0 0- 0
0- 0 0- 0
0- 0 0- 0
0- 0 0- 00- 0
0- 0
0- 0
0- 0CONFERENCE
HOME
AWAY
NEUTRAL0- 0
0- 0
0- 0
0- 00- 0
0- 0
0- 0
0- 00- 0
0- 0
0- 0
0- 0

RPI 1-25

RPI S Opponent Score

RPI 26-50

RPI S Opponent Score

RPI 51-100

RPI S Opponent Score

RPI 101+

Team's RPI: 264

RPI	S	Opponent	Score
102	A	Rutgers	44 73
113	H	Buffalo	69 82
151	H	Lehigh	62 88
180	A	Massachusetts	59 74
236	A	Brown	63 68
338	A	Morgan St.	60 36
342	A	Albany (NY)	60 53

LAST 12 Division I GAMES:

342	A	Albany (NY)	60	53
113	H	Buffalo	69	82
338	A	Morgan St.	60	36
180	A	Massachusetts	59	74
102	A	Rutgers	44	73
151	H	Lehigh	62	88
236	A	Brown	63	68

Central Conn. St.

Central Conn. St.

Non-Div I Games:

Central Conn. St.

■ Loss, ■ Non-Conf, ■ S Site, ■ H Home ■ A Away N Neutral

Average RPI	Win:	140	WON-LOST	WINNING	LAST 10	STRENGTH OF	OPP. STRENGTH	TEAM	ADJ.	CONF.	ADJ CONF.
Average RPI	Loss:	11	RECORD	PCT. RANK	GAMES	SCHEDULE	OF SCHEDULE	RPI	RPI	RPI	RPI
DIV. I ONLY		7- 1		29	1- 0	247	3	54	54	10	10
DIV. I NON-CONF.		7- 1		29	1- 0	247	3	54	54	10	10

TOTALS	RPI 1-25		RPI 26-50		W-L RECORDS	RPI 51-100		RPI 101-150		RPI 150+	
7- 1	1- 1		0- 0		OVERALL	2- 0		1- 0		3- 0	
3- 1	1- 1		0- 0		HOME	0- 0		0- 0		2- 0	
3- 0	0- 0		0- 0		AWAY	1- 0		1- 0		1- 0	
1- 0	0- 0		0- 0		NEUTRAL	1- 0		0- 0		0- 0	
7- 1	1- 1		0- 0		NON-CONFERENCE	2- 0		1- 0		3- 0	
3- 1	1- 1		0- 0		HOME	0- 0		0- 0		2- 0	
3- 0	0- 0		0- 0		AWAY	1- 0		1- 0		1- 0	
1- 0	0- 0		0- 0		NEUTRAL	1- 0		0- 0		0- 0	
0- 0	0- 0		0- 0		CONFERENCE	0- 0		0- 0		0- 0	
0- 0	0- 0		0- 0		HOME	0- 0		0- 0		0- 0	
0- 0	0- 0		0- 0		AWAY	0- 0		0- 0		0- 0	
0- 0	0- 0		0- 0		NEUTRAL	0- 0		0- 0		0- 0	

RPI 1-25				RPI 26-50				RPI 51-100 Team's RPI: 54				RPI 101+			
RPI	S	Opponent	Score	RPI	S	Opponent	Score	RPI	S	Opponent	Score	RPI	S	Opponent	Score
11	H	South Dakota St.	71 80					71	A	Qui nni pi ac	67 52	150	A	Vi rgi ni a	74 61
24	H	UCF	75 68					96	N	Chattanooga	73 50	162	H	Western Ky.	108 90
												225	H	Oakl and	104 61
												255	A	I ona	82 39

LAST 12 Division I GAMES:															
				71	A	Qui nni pi ac	67 52	11	H	South Dakota St.	71 80				
				255	A	I ona	82 39	225	H	Oakl and	104 61				
				96	N	Chattanooga	73 50								
				150	A	Vi rgi ni a	74 61								
				24	H	UCF	75 68								
				162	H	Western Ky.	108 90								

Non-Div I Games:

Central Mich.

Average RPI	Win:	0	WON-LOST	WINNING	LAST 10	STRENGTH OF	OPP. STRENGTH	TEAM	ADJ.	CONF.	ADJ CONF.
Average RPI	Loss:	216	RECORD	PCT. RANK	GAMES	SCHEDULE	OF SCHEDULE	RPI	RPI	RPI	RPI
DIV. I ONLY		0- 6		328	0- 0	298	314	345	345	29	29
DIV. I NON-CONF.		0- 6		328	0- 0	298	314	345	345	29	29

TOTALS	RPI 1-25		RPI 26-50		W-L RECORDS	RPI 51-100		RPI 101-150		RPI 150+	
0- 6	0- 0		0- 0		OVERALL	0- 1		0- 1		0- 4	
0- 3	0- 0		0- 0		HOME	0- 1		0- 0		0- 2	
0- 3	0- 0		0- 0		AWAY	0- 0		0- 1		0- 2	
0- 0	0- 0		0- 0		NEUTRAL	0- 0		0- 0		0- 0	
0- 6	0- 0		0- 0		NON-CONFERENCE	0- 1		0- 1		0- 4	
0- 3	0- 0		0- 0		HOME	0- 1		0- 0		0- 2	
0- 3	0- 0		0- 0		AWAY	0- 0		0- 1		0- 2	
0- 0	0- 0		0- 0		NEUTRAL	0- 0		0- 0		0- 0	
0- 0	0- 0		0- 0		CONFERENCE	0- 0		0- 0		0- 0	
0- 0	0- 0		0- 0		HOME	0- 0		0- 0		0- 0	
0- 0	0- 0		0- 0		AWAY	0- 0		0- 0		0- 0	
0- 0	0- 0		0- 0		NEUTRAL	0- 0		0- 0		0- 0	

RPI 1-25				RPI 26-50				RPI 51-100				RPI 101+ Team's RPI : 345				
RPI	S	Opponent	Score	RPI	S	Opponent	Score	RPI	S	Opponent	Score	RPI	S	Opponent	Score	
								76	H	Tennessee Tech	55	77				
												145	A	Georgia	75	83
												229	A	North Florida	76	82
												238	H	Jacksonville	58	68
												300	A	South Carolina St.	58	67
												307	H	Davi dson	34	72

LAST 12 Di vi si on I GAMES:																
300	A	South Carolina St.	58	67	145	A	Georgi a	75	83							
307	H	Davi dson	34	72	229	A	North Flori da	76	82							
					238	H	Jacksonvi l l e	58	68							
					76	H	Tennessee Tech	55	77							

Average RPI	Win:	199	WON-LOST	WINNING	LAST 10	STRENGTH OF	OPP. STRENGTH	TEAM	ADJ.	CONF.	ADJ CONF.
Average RPI	Loss:	130	RECORD	PCT. RANK	GAMES	SCHEDULE	OF SCHEDULE	RPI	RPI	RPI	RPI
DIV. I ONLY		5- 3		112	1- 0	56	222	72	72	18	18
DIV. I NON-CONF.		5- 3		112	1- 0	56	222	72	72	18	18

TOTALS	RPI 1-25		RPI 26-50		W-L RECORDS	RPI 51-100		RPI 101-150		RPI 150+	
5- 3	0- 0		0- 0		OVERALL	0- 1		0- 1		5- 1	
3- 1	0- 0		0- 0		HOME	0- 1		0- 0		3- 0	
1- 2	0- 0		0- 0		AWAY	0- 0		0- 1		1- 1	
1- 0	0- 0		0- 0		NEUTRAL	0- 0		0- 0		1- 0	
5- 3	0- 0		0- 0		NON-CONFERENCE	0- 1		0- 1		5- 1	
3- 1	0- 0		0- 0		HOME	0- 1		0- 0		3- 0	
1- 2	0- 0		0- 0		AWAY	0- 0		0- 1		1- 1	
1- 0	0- 0		0- 0		NEUTRAL	0- 0		0- 0		1- 0	
0- 0	0- 0		0- 0		CONFERENCE	0- 0		0- 0		0- 0	
0- 0	0- 0		0- 0		HOME	0- 0		0- 0		0- 0	
0- 0	0- 0		0- 0		AWAY	0- 0		0- 0		0- 0	
0- 0	0- 0		0- 0		NEUTRAL	0- 0		0- 0		0- 0	

RPI 1-25				RPI 26-50				RPI 51-100				RPI 101+			
RPI	S	Opponent	Score	RPI	S	Opponent	Score	RPI	S	Opponent	Score	RPI	S	Opponent	Score
								94	H	Wake Forest	43 69	136	A	Mercer	40 57
												151	A	Lehigh	62 60
												161	A	Fordham	64 71
												167	H	UNC Asheville	70 53
												177	H	East Carolina	52 46
												207	H	Wofford	85 63
												291	N	Liberty	63 61

LAST 12 Division I GAMES:															
151	A	Lehigh	62 60	291	N	Liberty	63 61	161	A	Fordham	64 71				
136	A	Mercer	40 57	207	H	Wofford	85 63	167	H	UNC Asheville	70 53				
94	H	Wake Forest	43 69												
177	H	East Carolina	52 46												

Non-Div I Games:

Charlotte

Average RPI	Win: 223	WON-LOST	WINNING	LAST 10	STRENGTH OF	OPP. STRENGTH	TEAM	ADJ.	CONF.	ADJ CONF.
Average RPI	Loss: 32	RECORD	PCT. RANK	GAMES	SCHEDULE	OF SCHEDULE	RPI	RPI	RPI	RPI
DIV. I ONLY	3- 6	238	0- 1	13	97	96	96	26	26	
DIV. I NON-CONF.	3- 6	238	0- 1	13	97	96	96	26	26	

TOTALS	RPI 1-25	RPI 26-50	W-L RECORDS	RPI 51-100	RPI 101-150	RPI 150+				
3- 6	0- 3	0- 1	OVERALL	0- 2	0- 0	3- 0				
1- 3	0- 2	0- 0	HOME	0- 1	0- 0	1- 0				
1- 2	0- 1	0- 1	AWAY	0- 0	0- 0	1- 0				
1- 1	0- 0	0- 0	NEUTRAL	0- 1	0- 0	1- 0				
3- 6	0- 3	0- 1	NON-CONFERENCE	0- 2	0- 0	3- 0				
1- 3	0- 2	0- 0	HOME	0- 1	0- 0	1- 0				
1- 2	0- 1	0- 1	AWAY	0- 0	0- 0	1- 0				
1- 1	0- 0	0- 0	NEUTRAL	0- 1	0- 0	1- 0				
0- 0	0- 0	0- 0	CONFERENCE	0- 0	0- 0	0- 0				
0- 0	0- 0	0- 0	HOME	0- 0	0- 0	0- 0				
0- 0	0- 0	0- 0	AWAY	0- 0	0- 0	0- 0				
0- 0	0- 0	0- 0	NEUTRAL	0- 0	0- 0	0- 0				

RPI 1-25				RPI 26-50				RPI 51-100 Team's RPI: 96				RPI 101+			
RPI	S	Opponent	Score	RPI	S	Opponent	Score	RPI	S	Opponent	Score	RPI	S	Opponent	Score
5	H	Louisville	49 75	36	A	Virginia Tech	59 74	54	N	Central Mich.	50 73	182	A	Hampton	58 50
11	H	South Dakota St.	54 71					63	H	UT Martin	79 81	195	N	Saint Louis	71 61
24	A	UCF	37 75									291	H	Liberty	75 60

LAST 12 Division I GAMES:															
		63	H	UT Martin	79	81				11	H	South Dakota St.	54	71	
		54	N	Central Mich.	50	73				24	A	UCF	37	75	
		195	N	Saint Louis	71	61				5	H	Louisville	49	75	
		291	H	Liberty	75	60									
		36	A	Virginia Tech	59	74									
		182	A	Hampton	58	50									

Non-Div I Games: Lee

61 55

Chattanooga

Average RPI	Win:	0	WON-LOST	WINNING	LAST 10	STRENGTH OF	OPP. STRENGTH	TEAM	ADJ.	CONF.	ADJ CONF.
Average RPI	Loss:	197	RECORD	PCT. RANK	GAMES	SCHEDULE	OF SCHEDULE	RPI	RPI	RPI	RPI
DIV. I ONLY		0- 9		328	0- 1	108	346	323	323	30	30
DIV. I NON-CONF.		0- 9		328	0- 1	108	346	323	323	30	30

TOTALS	RPI 1-25		RPI 26-50		W-L RECORDS	RPI 51-100		RPI 101-150		RPI 150+	
0- 9	0- 0		0- 0		OVERALL	0- 1		0- 1		0- 7	
0- 4	0- 0		0- 0		HOME	0- 0		0- 0		0- 4	
0- 4	0- 0		0- 0		AWAY	0- 1		0- 1		0- 2	
0- 1	0- 0		0- 0		NEUTRAL	0- 0		0- 0		0- 1	
0- 9	0- 0		0- 0		NON-CONFERENCE	0- 1		0- 1		0- 7	
0- 4	0- 0		0- 0		HOME	0- 0		0- 0		0- 4	
0- 4	0- 0		0- 0		AWAY	0- 1		0- 1		0- 2	
0- 1	0- 0		0- 0		NEUTRAL	0- 0		0- 0		0- 1	
0- 0	0- 0		0- 0		CONFERENCE	0- 0		0- 0		0- 0	
0- 0	0- 0		0- 0		HOME	0- 0		0- 0		0- 0	
0- 0	0- 0		0- 0		AWAY	0- 0		0- 0		0- 0	
0- 0	0- 0		0- 0		NEUTRAL	0- 0		0- 0		0- 0	

RPI 1-25				RPI 26-50				RPI 51-100				RPI 101+ Team's RPI: 323					
RPI	S	Opponent	Score	RPI	S	Opponent	Score	RPI	S	Opponent	Score	RPI	S	Opponent	Score		
								57	A	Xavi er	57	91	147	A	Wi sconsi n	38	85
													166	A	Loyol a Chi cago	40	76
													169	H	UAB	45	90
													185	A	Morehead St.	68	104
													214	H	SI UE	66	82
													228	N	St. Franci s Brookl yn	73	110
													261	H	Val parai so	70	76
													348	H	Evansvi lle	58	67
LAST 12 Di vi si on I GAMES:																	
													147	A	Wi sconsi n	38	85
													214	H	SI UE	66	82
													261	H	Val parai so	70	76
													166	A	Loyol a Chi cago	40	76
													169	H	UAB	45	90

Non-Div I Games:

Chicago St.

Average RPI Win:	225	WON-LOST	WINNING	LAST 10	STRENGTH OF	OPP. STRENGTH	TEAM	ADJ.	CONF.	ADJ CONF.
Average RPI Loss:	130	RECORD	PCT. RANK	GAMES	SCHEDULE	OF SCHEDULE	RPI	RPI	RPI	RPI
DIV. I ONLY	6- 5	158	1- 0	207	190	190	190	8	8	
DIV. I NON-CONF.	6- 5	158	1- 0	207	190	190	190	8	8	

TOTALS	RPI 1-25	RPI 26-50	W-L RECORDS	RPI 51-100	RPI 101-150	RPI 150+				
6- 5	0- 1	0- 0	OVERALL	1- 1	1- 2	4- 1				
5- 1	0- 1	0- 0	HOME	1- 0	1- 0	3- 0				
1- 4	0- 0	0- 0	AWAY	0- 1	0- 2	1- 1				
0- 0	0- 0	0- 0	NEUTRAL	0- 0	0- 0	0- 0				
6- 5	0- 1	0- 0	NON-CONFERENCE	1- 1	1- 2	4- 1				
5- 1	0- 1	0- 0	HOME	1- 0	1- 0	3- 0				
1- 4	0- 0	0- 0	AWAY	0- 1	0- 2	1- 1				
0- 0	0- 0	0- 0	NEUTRAL	0- 0	0- 0	0- 0				
0- 0	0- 0	0- 0	CONFERENCE	0- 0	0- 0	0- 0				
0- 0	0- 0	0- 0	HOME	0- 0	0- 0	0- 0				
0- 0	0- 0	0- 0	AWAY	0- 0	0- 0	0- 0				
0- 0	0- 0	0- 0	NEUTRAL	0- 0	0- 0	0- 0				

RPI 1-25				RPI 26-50				RPI 51-100				RPI 101+				Team's RPI: 190
RPI	S	Opponent	Score	RPI	S	Opponent	Score	RPI	S	Opponent	Score	RPI	S	Opponent	Score	
25	H	Old Dominion	72 76					83	H	VCU	66 54	111	A	Miami (OH)	65 78	
								92	A	Ohio St.	56 69	128	A	Pittsburgh	48 65	
												129	H	Yale	66 52	
												195	A	Saint Louis	51 50	
												286	H	ETSU	77 64	
												295	A	Ball St.	63 75	
												316	H	Lipscomb	71 55	
												343	H	Austin Peay	69 48	
LAST 12 Division I GAMES:																
83	H	VCU	66 54	92	A	Ohio St.	56 69	295	A	Ball St.	63 75					
111	A	Miami (OH)	65 78	316	H	Lipscomb	71 55	129	H	Yale	66 52					
25	H	Old Dominion	72 76	195	A	Saint Louis	51 50	128	A	Pittsburgh	48 65					
286	H	ETSU	77 64													
343	H	Austin Peay	69 48													

Non-Div I Games:

Cincinnati

C
l
e
m
s
o
n

Clemson				Through Games Of Dec. 12, 2018										
Average RPI Win:		187	WON-LOST RECORD	WINNING PCT. RANK	LAST 10 GAMES	STRENGTH OF SCHEDULE	OPP. STRENGTH OF SCHEDULE	TEAM RPI	ADJ. RPI	CONF. RPI	ADJ CONF. RPI			
Average RPI Loss:		61												
DIV. I ONLY			7- 3	90	1- 0	68	113	47	47	1	1			
DIV. I NON-CONF.			7- 3	90	1- 0	68	113	47	47	1	1			

TOTALS		RPI 1-25	RPI 26-50		W-L RECORDS		RPI 51-100	RPI 101-150	RPI 150+					
7- 3		0- 1	1- 0		OVERALL		0- 2	2- 0	4- 0					
6- 0		0- 0	1- 0		HOME		0- 0	2- 0	3- 0					
0- 2		0- 0	0- 0		AWAY		0- 2	0- 0	0- 0					
1- 1		0- 1	0- 0		NEUTRAL		0- 0	0- 0	1- 0					
7- 3		0- 1	1- 0		NON-CONFERENCE		0- 2	2- 0	4- 0					
6- 0		0- 0	1- 0		HOME		0- 0	2- 0	3- 0					
0- 2		0- 0	0- 0		AWAY		0- 2	0- 0	0- 0					
1- 1		0- 1	0- 0		NEUTRAL		0- 0	0- 0	1- 0					
0- 0		0- 0	0- 0		CONFERENCE		0- 0	0- 0	0- 0					
0- 0		0- 0	0- 0		HOME		0- 0	0- 0	0- 0					
0- 0		0- 0	0- 0		AWAY		0- 0	0- 0	0- 0					
0- 0		0- 0	0- 0		NEUTRAL		0- 0	0- 0	0- 0					

RPI 1-25			RPI 26-50		Team's RPI: 47		RPI 51-100		RPI 101+					
RPI S	Opponent		Score		RPI S	Opponent		Score		RPI S	Opponent		Score	
12 N	Tennessee		66 78		49 H	Belmont		65 62		82 A	Al abama		56 76	
										88 A	South Carolina		57 69	
										139 H	Ill i noi s		69 67	
										146 H	Rhode Isl and		80 67	
										181 N	Okl ahoma		74 62	
										207 H	Wofford		85 77	
										269 H	High Poi nt		83 64	
										316 H	Lipscomb		68 26	

LAST 12 Division I GAMES:														
181 N	Okl ahoma		74 62		49 H	Bel mont		65 62		139 H	Ill i noi s		69 67	
146 H	Rhode Isl and		80 67		12 N	Tennessee		66 78		82 A	Al abama		56 76	
269 H	High Poi nt		83 64		88 A	South Carolina		57 69		316 H	Lipscomb		68 26	
207 H	Wofford		85 77											

C
l
e
m
s
o
n

Non-Div I Games:

Clemson

Average RPI Win:	256	WON-LOST	WINNING	LAST 10	STRENGTH OF	OPP. STRENGTH	TEAM	ADJ.	CONF.	ADJ CONF.
Average RPI Loss:	157	RECORD	PCT. RANK	GAMES	SCHEDULE	OF SCHEDULE	RPI	RPI	RPI	RPI
DIV. I ONLY	1- 7	307	0- 1	82	317	278	278	15	15	
DIV. I NON-CONF.	1- 7	307	0- 1	82	317	278	278	15	15	

TOTALS	RPI 1-25	RPI 26-50	W-L RECORDS	RPI 51-100	RPI 101-150	RPI 150+				
1- 7	0- 0	0- 1	OVERALL	0- 2	0- 1	1- 3				
1- 1	0- 0	0- 0	HOME	0- 1	0- 0	1- 0				
0- 5	0- 0	0- 0	AWAY	0- 1	0- 1	0- 3				
0- 1	0- 0	0- 1	NEUTRAL	0- 0	0- 0	0- 0				
1- 7	0- 0	0- 1	NON-CONFERENCE	0- 2	0- 1	1- 3				
1- 1	0- 0	0- 0	HOME	0- 1	0- 0	1- 0				
0- 5	0- 0	0- 0	AWAY	0- 1	0- 1	0- 3				
0- 1	0- 0	0- 1	NEUTRAL	0- 0	0- 0	0- 0				
0- 0	0- 0	0- 0	CONFERENCE	0- 0	0- 0	0- 0				
0- 0	0- 0	0- 0	HOME	0- 0	0- 0	0- 0				
0- 0	0- 0	0- 0	AWAY	0- 0	0- 0	0- 0				
0- 0	0- 0	0- 0	NEUTRAL	0- 0	0- 0	0- 0				

RPI	S	Opponent	Score	RPI	S	Opponent	Score	RPI	S	Opponent	Score	RPI	S	Opponent	Score	Team's RPI: 278
31	N	Tulane	72 81	78	H	Toledo	60 65	134	A	San Diego	82 83	168	A	Eastern Mich.	63 69	
				79	A	Ohio	54 72	256	H	Illinois St.	67 63	295	A	Ball St.	62 67	
								311	A	Marshall	64 86					
LAST 12 Division I GAMES:																
311	A	Marshall	64 86	256	H	Illinois St.	67 63									
78	H	Toledo	60 65	295	A	Ball St.	62 67									
79	A	Ohio	54 72	168	A	Eastern Mich.	63 69									
31	N	Tulane	72 81													
134	A	San Diego	82 83													

Non-Div I Games: Lake Erie 79 49 Salem (WV) 113 81

Cleveland and St.

Average RPI Win: 277

Average RPI Loss: 176

WON-LOST
RECORDWINNING
PCT. RANKLAST 10
GAMESSTRENGTH OF
SCHEDULEOPP. STRENGTH
OF SCHEDULETEAM
RPIADJ.
RPICONF.
RPIADJ CONF.
RPIDIV. I ONLY
DIV. I NON-CONF.5- 1
5- 145
450- 0
0- 0339
339210
210193
193193
19319
1919
19

TOTALS

RPI 1-25

RPI 26-50

W-L RECORDS

RPI 51-100

RPI 101-150

RPI 150+

5- 1

0- 0

0- 0

OVERALL

0- 0

1- 0

4- 1

4- 0

0- 0

0- 0

HOME

0- 0

1- 0

3- 0

1- 1

0- 0

0- 0

AWAY

0- 0

0- 0

1- 1

0- 0

0- 0

0- 0

NEUTRAL

0- 0

0- 0

0- 0

5- 1

0- 0

0- 0

NON-CONFERENCE

0- 0

1- 0

4- 1

4- 0

0- 0

0- 0

HOME

0- 0

1- 0

3- 0

1- 1

0- 0

0- 0

AWAY

0- 0

0- 0

1- 1

0- 0

0- 0

0- 0

NEUTRAL

0- 0

0- 0

0- 0

0- 0

0- 0

0- 0

CONFERENCE

0- 0

0- 0

0- 0

0- 0

0- 0

0- 0

HOME

0- 0

0- 0

0- 0

0- 0

0- 0

0- 0

AWAY

0- 0

0- 0

0- 0

0- 0

0- 0

0- 0

NEUTRAL

0- 0

0- 0

0- 0

RPI 1-25

RPI 26-50

RPI 51-100

RPI 101+

Team's RPI: 193

RPI S Opponent Score

RPI S Opponent Score

RPI S Opponent Score

RPI S Opponent Score

143	H	Bowling Green	81	80
176	A	UC Riverside	43	62
270	H	Memphis	90	71
300	H	South Carolina St.	57	44
327	H	Western Caro.	77	59
344	A	N.C. Central	89	66

LAST 12 Division I GAMES:

176	A	UC Riverside	43	62	344	A	N.C. Central	89	66
300	H	South Carolina St.	57	44	270	H	Memphis	90	71
327	H	Western Caro.	77	59	143	H	Bowling Green	81	80

Non-Div I Games:

N.C. Wesleyan

126 65

Meredith

128 39

Coastal Caro.

Average RPI Win:	300	WON-LOST	WINNING	LAST 10	STRENGTH OF	OPP. STRENGTH	TEAM	ADJ.	CONF.	ADJ CONF.
Average RPI Loss:	195	RECORD	PCT. RANK	GAMES	SCHEDULE	OF SCHEDULE	RPI	RPI	RPI	RPI
DIV. I ONLY	1- 5	294	0- 1	113	338	301	301	13	13	
DIV. I NON-CONF.	1- 5	294	0- 1	113	338	301	301	13	13	

TOTALS	RPI 1-25	RPI 26-50	W-L RECORDS	RPI 51-100	RPI 101-150	RPI 150+				
1- 5	0- 0	0- 0	OVERALL	0- 0	0- 0	1- 5				
1- 2	0- 0	0- 0	HOME	0- 0	0- 0	1- 2				
0- 3	0- 0	0- 0	AWAY	0- 0	0- 0	0- 3				
0- 0	0- 0	0- 0	NEUTRAL	0- 0	0- 0	0- 0				
1- 5	0- 0	0- 0	NON-CONFERENCE	0- 0	0- 0	1- 5				
1- 2	0- 0	0- 0	HOME	0- 0	0- 0	1- 2				
0- 3	0- 0	0- 0	AWAY	0- 0	0- 0	0- 3				
0- 0	0- 0	0- 0	NEUTRAL	0- 0	0- 0	0- 0				
0- 0	0- 0	0- 0	CONFERENCE	0- 0	0- 0	0- 0				
0- 0	0- 0	0- 0	HOME	0- 0	0- 0	0- 0				
0- 0	0- 0	0- 0	AWAY	0- 0	0- 0	0- 0				
0- 0	0- 0	0- 0	NEUTRAL	0- 0	0- 0	0- 0				

RPI 1-25				RPI 26-50				RPI 51-100				RPI 101+				Team's RPI: 301
RPI	S	Opponent	Score	RPI	S	Opponent	Score	RPI	S	Opponent	Score	RPI	S	Opponent	Score	
												173	H	Winthrop	64	71
												178	H	Furman	67	70
												197	A	Campbell	65	66
												207	A	Wofford	58	78
												220	A	Appalachian St.	66	80
												300	H	South Carolina St.	75	51

LAST 12 Division I GAMES:																
220	A	Appalachian St.	66	80	207	A	Wofford	58	78							
173	H	Winthrop	64	71	197	A	Campbell	65	66							
178	H	Furman	67	70	300	H	South Carolina St.	75	51							

Non-Div I Games: North Greenville 95 62

Col. of Charleston

C
o
l
l
e
g
e

Colgate				Through Games Of Dec. 12, 2018							
Average RPI	Win:	316	WON-LOST	WINNING	LAST 10	STRENGTH OF	OPP. STRENGTH	TEAM	ADJ.	CONF.	ADJ CONF.
Average RPI	Loss:	168	RECORD	PCT. RANK	GAMES	SCHEDULE	OF SCHEDULE	RPI	RPI	RPI	RPI
DIV. I ONLY		4- 4		161	1- 0	344	207	284	284	21	21
DIV. I NON-CONF.		4- 4		161	1- 0	344	207	284	284	21	21

TOTALS	RPI 1-25		RPI 26-50		W-L RECORDS	RPI 51-100		RPI 101-150		RPI 150+	
4- 4	0- 0		0- 0		OVERALL	0- 1		0- 1		4- 2	
3- 0	0- 0		0- 0		HOME	0- 0		0- 0		3- 0	
1- 4	0- 0		0- 0		AWAY	0- 1		0- 1		1- 2	
0- 0	0- 0		0- 0		NEUTRAL	0- 0		0- 0		0- 0	
4- 4	0- 0		0- 0		NON-CONFERENCE	0- 1		0- 1		4- 2	
3- 0	0- 0		0- 0		HOME	0- 0		0- 0		3- 0	
1- 4	0- 0		0- 0		AWAY	0- 1		0- 1		1- 2	
0- 0	0- 0		0- 0		NEUTRAL	0- 0		0- 0		0- 0	
0- 0	0- 0		0- 0		CONFERENCE	0- 0		0- 0		0- 0	
0- 0	0- 0		0- 0		HOME	0- 0		0- 0		0- 0	
0- 0	0- 0		0- 0		AWAY	0- 0		0- 0		0- 0	
0- 0	0- 0		0- 0		NEUTRAL	0- 0		0- 0		0- 0	

RPI 1-25				RPI 26-50				RPI 51-100				RPI 101+ Team's RPI: 284					
RPI	S	Opponent	Score	RPI	S	Opponent	Score	RPI	S	Opponent	Score	RPI	S	Opponent	Score		
								86	A	Dayton	58	67	129	A	Yale	61	80
													165	A	George Mason	61	64
													281	H	Col umbi a	84	71
													293	A	Si ena	53	55
													315	A	UMass Lowell I	61	52
													329	H	Cani si us	67	53
													340	H	Fai r l e i gh Di cki nson	71	52
LAST 12 Di vi si on I GAMES:																	
				281	H	Col umbi a	84	71					315	A	UMass Lowell I	61	52
				329	H	Cani si us	67	53					340	H	Fai r l e i gh Di cki nson	71	52
				165	A	George Mason	61	64					293	A	Si ena	53	55
				86	A	Dayton	58	67									
				129	A	Yale	61	80									

Non-Di v I Games:

Colgate

C
o
l
l
e
g
e

C
o
l
o
r
a
d
o

Colorado					Through Games Of Dec. 12, 2018						
Average RPI	Win:	139	WON-LOST	WINNING	LAST 10	STRENGTH OF	OPP. STRENGTH	TEAM	ADJ.	CONF.	ADJ CONF.
Average RPI	Loss:	14	RECORD	PCT. RANK	GAMES	SCHEDULE	OF SCHEDULE	RPI	RPI	RPI	RPI
DIV. I ONLY		9- 1		19	1- 0	171	12	23	23	2	2
DIV. I NON-CONF.		9- 1		19	1- 0	171	12	23	23	2	2

TOTALS	RPI 1-25		RPI 26-50		W-L RECORDS	RPI 51-100		RPI 101-150		RPI 150+	
9- 1	0- 1		2- 0		OVERALL	1- 0		2- 0		4- 0	
7- 0	0- 0		2- 0		HOME	0- 0		2- 0		3- 0	
1- 1	0- 1		0- 0		AWAY	0- 0		0- 0		1- 0	
1- 0	0- 0		0- 0		NEUTRAL	1- 0		0- 0		0- 0	
9- 1	0- 1		2- 0		NON-CONFERENCE	1- 0		2- 0		4- 0	
7- 0	0- 0		2- 0		HOME	0- 0		2- 0		3- 0	
1- 1	0- 1		0- 0		AWAY	0- 0		0- 0		1- 0	
1- 0	0- 0		0- 0		NEUTRAL	1- 0		0- 0		0- 0	
0- 0	0- 0		0- 0		CONFERENCE	0- 0		0- 0		0- 0	
0- 0	0- 0		0- 0		HOME	0- 0		0- 0		0- 0	
0- 0	0- 0		0- 0		AWAY	0- 0		0- 0		0- 0	
0- 0	0- 0		0- 0		NEUTRAL	0- 0		0- 0		0- 0	

RPI 1-25 Team's RPI: 23				RPI 26-50				RPI 51-100				RPI 101+			
RPI	S	Opponent	Score	RPI	S	Opponent	Score	RPI	S	Opponent	Score	RPI	S	Opponent	Score
14	A	Miami (FL)	58 73	32	H	North Carolina	86 74	89	N	Utah St.	78 68	131	H	Colorado St.	59 40
				37	H	Northern Colo.	77 69					140	H	Pepperdine	80 65
												174	H	Navy	59 43
												205	H	Prairie View	79 38
												216	A	Nevada	65 52
												230	H	San Jose St.	76 64
LAST 12 Division I GAMES:															
205	H	Prairie View	79 38	174	H	Navy	59 43	230	H	San Jose St.	76 64	14	A	Miami (FL)	58 73
32	H	North Carolina	86 74									140	H	Pepperdine	80 65
131	H	Colorado St.	59 40									89	N	Utah St.	78 68
37	H	Northern Colo.	77 69									216	A	Nevada	65 52

Non-Div I Games:

Colorado

C
o
l
o
r
a
d
o

Average RPI Win:	205	WON-LOST	WINNING	LAST 10	STRENGTH OF	OPP. STRENGTH	TEAM	ADJ.	CONF.	ADJ CONF.
Average RPI Loss:	26	RECORD	PCT. RANK	GAMES	SCHEDULE	OF SCHEDULE	RPI	RPI	RPI	RPI

DIV. I ONLY	3- 4	202	0- 1	29	122	131	131	9	9
DIV. I NON-CONF.	3- 4	202	0- 1	29	122	131	131	9	9
TOTALS	RPI 1-25	RPI 26-50	W-L RECORDS	RPI 51-100	RPI 101-150	RPI 150+			
3- 4	0- 2	0- 2	OVERALL	0- 0	1- 0	2- 0			
3- 2	0- 0	0- 2	HOME	0- 0	1- 0	2- 0			
0- 2	0- 2	0- 0	AWAY	0- 0	0- 0	0- 0			
0- 0	0- 0	0- 0	NEUTRAL	0- 0	0- 0	0- 0			
3- 4	0- 2	0- 2	NON-CONFERENCE	0- 0	1- 0	2- 0			
3- 2	0- 0	0- 2	HOME	0- 0	1- 0	2- 0			
0- 2	0- 2	0- 0	AWAY	0- 0	0- 0	0- 0			
0- 0	0- 0	0- 0	NEUTRAL	0- 0	0- 0	0- 0			
0- 0	0- 0	0- 0	CONFERENCE	0- 0	0- 0	0- 0			
0- 0	0- 0	0- 0	HOME	0- 0	0- 0	0- 0			
0- 0	0- 0	0- 0	AWAY	0- 0	0- 0	0- 0			
0- 0	0- 0	0- 0	NEUTRAL	0- 0	0- 0	0- 0			

RPI	S	Opponent	Score	RPI	S	Opponent	Score	RPI	S	Opponent	Score	RPI	S	Opponent	Score	Team's RPI: 131
16	A	Gonzaga	39 50	28	H	Arizona St.	39 70					137	H	Northern Ari z.	65 54	
23	A	Col orado	40 59	37	H	Northern Colo.	47 53					229	H	North Flori da	61 59	
												248	H	Cornel I	56 53	
LAST 12 Division I GAMES:																
				28	H	Arizona St.	39 70	16	A	Gonzaga	39 50					
				137	H	Northern Ari z.	65 54	248	H	Cornel I	56 53					
				229	H	North Flori da	61 59	37	H	Northern Colo.	47 53					
								23	A	Col orado	40 59					

Non-Div I Games: Eastern N. M. 72 46

Col orado St.

Average RPI Win: 279		WON-LOST	WINNING	LAST 10	STRENGTH OF		OPP. STRENGTH	TEAM	ADJ.	CONF.	ADJ CONF.
Average RPI Loss: 192		RECORD	PCT. RANK	GAMES	SCHEDULE		OF SCHEDULE	RPI	RPI	RPI	RPI
DIV. I ONLY		2- 8	285	0- 1	181		303	281	281	17	17
DIV. I NON-CONF.		2- 8	285	0- 1	181		303	281	281	17	17
<hr/>											
TOTALS		RPI 1-25		RPI 26-50	W-L RECORDS		RPI 51-100	RPI 101-150		RPI 150+	
2- 8	0- 0			0- 0	OVERALL		0- 0	0- 3		2- 5	
1- 2	0- 0			0- 0	HOME		0- 0	0- 1		1- 1	
1- 6	0- 0			0- 0	AWAY		0- 0	0- 2		1- 4	
0- 0	0- 0			0- 0	NEUTRAL		0- 0	0- 0		0- 0	
2- 8	0- 0			0- 0	NON-CONFERENCE		0- 0	0- 3		2- 5	
1- 2	0- 0			0- 0	HOME		0- 0	0- 1		1- 1	
1- 6	0- 0			0- 0	AWAY		0- 0	0- 2		1- 4	
0- 0	0- 0			0- 0	NEUTRAL		0- 0	0- 0		0- 0	
0- 0	0- 0			0- 0	CONFERENCE		0- 0	0- 0		0- 0	
0- 0	0- 0			0- 0	HOME		0- 0	0- 0		0- 0	
0- 0	0- 0			0- 0	AWAY		0- 0	0- 0		0- 0	
0- 0	0- 0			0- 0	NEUTRAL		0- 0	0- 0		0- 0	

RPI 1-25				RPI 26-50				RPI 51-100				RPI 101+ Team's RPI: 281			
RPI	S	Opponent	Score	RPI	S	Opponent	Score	RPI	S	Opponent	Score	RPI	S	Opponent	Score
												127	A	Boston College	60 74
												132	H	Houston	72 83
												139	A	Illinois	69 76
												161	A	Fordham	49 68
												184	A	Milwaukee	65 78
												201	H	Cal St. Fullerton	58 61
												254	A	Hofstra	65 63
												284	A	Colgate	71 84
												303	H	Army West Point	70 49
												308	A	Saint Joseph's	61 68
LAST 12 Division I GAMES:															
												127	A	Boston College	60 74
												308	A	Saint Joseph's	61 68
												284	A	Colgate	71 84
												132	H	Houston	72 83
												139	A	Illinois	69 76
												184	A	Milwaukee	65 78
												161	A	Fordham	49 68
												201	H	Cal St. Fullerton	58 61
												303	H	Army West Point	70 49
												254	A	Hofstra	65 63

Non-Div I Games:

Columbi a

Average RPI Win: 0		WON-LOST	WINNING	LAST 10	STRENGTH OF		OPP. STRENGTH	TEAM	ADJ.	CONF.	ADJ CONF.
Loss: 139		RECORD	PCT. RANK	GAMES	SCHEDULE		OF SCHEDULE	RPI	RPI	RPI	RPI
DIV. I ONLY		0- 8	328	0- 1	10		324	234	234	32	32
DIV. I NON-CONF.		0- 8	328	0- 1	10		324	234	234	32	32

TOTALS		RPI 1-25		RPI 26-50	W-L RECORDS		RPI 51-100	RPI 101-150		RPI 150+	
0- 8		0- 1		0- 2	OVERALL		0- 1	0- 1		0- 3	
0- 1		0- 0		0- 0	HOME		0- 0	0- 0		0- 1	
0- 7		0- 1		0- 2	AWAY		0- 1	0- 1		0- 2	
0- 0		0- 0		0- 0	NEUTRAL		0- 0	0- 0		0- 0	
0- 8		0- 1		0- 2	NON-CONFERENCE		0- 1	0- 1		0- 3	
0- 1		0- 0		0- 0	HOME		0- 0	0- 0		0- 1	
0- 7		0- 1		0- 2	AWAY		0- 1	0- 1		0- 2	
0- 0		0- 0		0- 0	NEUTRAL		0- 0	0- 0		0- 0	
0- 0		0- 0		0- 0	CONFERENCE		0- 0	0- 0		0- 0	
0- 0		0- 0		0- 0	HOME		0- 0	0- 0		0- 0	
0- 0		0- 0		0- 0	AWAY		0- 0	0- 0		0- 0	
0- 0		0- 0		0- 0	NEUTRAL		0- 0	0- 0		0- 0	

RPI 1-25				RPI 26-50				RPI 51-100				RPI 101+ Team's RPI: 234			
RPI	S	Opponent	Score	RPI	S	Opponent	Score	RPI	S	Opponent	Score	RPI	S	Opponent	Score
21	A	Mississippi St.	38 110	26	A	Minnesota	52 84	79	A	Ohio	62 87	150	A	Virginia	41 55
				44	A	Maryland	36 93					209	A	West Virginia	37 78
												268	H	UMBC	52 57
												311	A	Marshall	67 88
LAST 12 Division I GAMES:															
21	A	Mississippi St.	38 110	26	A	Minnesota	52 84	79	A	Ohio	62 87	150	A	Virginia	41 55
268	H	UMBC	52 57									209	A	West Virginia	37 78
44	A	Maryland	36 93									268	H	UMBC	52 57
209	A	West Virginia	37 78									311	A	Marshall	67 88

Non-Div I Games:

Coppin St.

Average RPI Win: 329

Average RPI Loss: 144

WON-LOST
RECORDWINNING
PCT. RANKLAST 10
GAMESSTRENGTH OF
SCHEDULEOPP. STRENGTH
OF SCHEDULETEAM
RPIADJ.
RPICONF.
RPIADJ CONF.
RPIDIV. I ONLY
DIV. I NON-CONF.2- 5
2- 5257
2570- 1
0- 1157
157257
257248
248248
24817
1717
17

TOTALS

RPI 1-25

RPI 26-50

W-L RECORDS

RPI 51-100

RPI 101-150

RPI 150+

2- 5

0- 0

0- 1

OVERALL

0- 0

0- 2

2- 2

2- 0

0- 0

0- 0

HOME

0- 0

0- 0

2- 0

0- 5

0- 0

0- 1

AWAY

0- 0

0- 2

0- 2

0- 0

0- 0

0- 0

NEUTRAL

0- 0

0- 0

0- 0

2- 5

0- 0

0- 1

NON-CONFERENCE

0- 0

0- 2

2- 2

2- 0

0- 0

0- 0

HOME

0- 0

0- 0

2- 0

0- 5

0- 0

0- 1

AWAY

0- 0

0- 2

0- 2

0- 0

0- 0

0- 0

NEUTRAL

0- 0

0- 0

0- 0

0- 0

0- 0

0- 0

CONFERENCE

0- 0

0- 0

0- 0

0- 0

0- 0

0- 0

HOME

0- 0

0- 0

0- 0

0- 0

0- 0

0- 0

AWAY

0- 0

0- 0

0- 0

0- 0

0- 0

0- 0

NEUTRAL

0- 0

0- 0

0- 0

RPI 1-25

RPI 26-50

RPI 51-100

RPI 101+

Team's RPI: 248

RPI S Opponent Score

RPI S Opponent Score

RPI S Opponent Score

RPI S Opponent Score

26 A Minnesota 45 65

109 A Stony Brook 61 63

131 A Colorado St. 53 56

151 A Lehigh 54 67

304 A Binghamton 61 72

315 H UMass Lowell 63 54

342 H Albany (NY) 48 34

LAST 12 Division I GAMES:

109 A Stony Brook 61 63

131 A Colorado St. 53 56

151 A Lehigh 54 67

26 A Minnesota 45 65

315 H UMass Lowell 63 54

342 H Albany (NY) 48 34

304 A Binghamton 61 72

C
o
r
n
e
l
lC
o
r
n
e
l
l

Non-Div I Games:

Cornell

Average RPI	Win: 236	WON-LOST	WINNING	LAST 10	STRENGTH OF	OPP. STRENGTH	TEAM	ADJ.	CONF.	ADJ CONF.
Average RPI	Loss: 35	RECORD	PCT. RANK	GAMES	SCHEDULE	OF SCHEDULE	RPI	RPI	RPI	RPI
DIV. I ONLY	4- 4	161	1- 0	76	115	114	114	4	4	
DIV. I NON-CONF.	4- 4	161	1- 0	76	115	114	114	4	4	

TOTALS	RPI 1-25	RPI 26-50	W-L RECORDS	RPI 51-100	RPI 101-150	RPI 150+				
4- 4	0- 3	0- 0	OVERALL	0- 0	1- 1	3- 0				
2- 2	0- 2	0- 0	HOME	0- 0	1- 0	1- 0				
2- 2	0- 1	0- 0	AWAY	0- 0	0- 1	2- 0				
0- 0	0- 0	0- 0	NEUTRAL	0- 0	0- 0	0- 0				
4- 4	0- 3	0- 0	NON-CONFERENCE	0- 0	1- 1	3- 0				
2- 2	0- 2	0- 0	HOME	0- 0	1- 0	1- 0				
2- 2	0- 1	0- 0	AWAY	0- 0	0- 1	2- 0				
0- 0	0- 0	0- 0	NEUTRAL	0- 0	0- 0	0- 0				
0- 0	0- 0	0- 0	CONFERENCE	0- 0	0- 0	0- 0				
0- 0	0- 0	0- 0	HOME	0- 0	0- 0	0- 0				
0- 0	0- 0	0- 0	AWAY	0- 0	0- 0	0- 0				
0- 0	0- 0	0- 0	NEUTRAL	0- 0	0- 0	0- 0				

RPI 1-25					RPI 26-50					RPI 51-100					RPI 101+ Team's RPI: 114				
RPI	S	Opponent	Score		RPI	S	Opponent	Score		RPI	S	Opponent	Score	RPI	S	Opponent	Score		
9	H	Drake	69 85											101	A	UNI	55 65		
11	A	South Dakota St.	48 74											123	H	Nebraska	74 65		
17	H	South Dakota	65 77											231	A	Wi chi ta St.	83 71		
														260	H	Omaha	66 51		
														331	A	North Dakota St.	86 51		
LAST 12 Division I GAMES:																			
260	H	Omaha	66 51		231	A	Wi chi ta St.	83 71											
123	H	Nebraska	74 65		17	H	South Dakota	65 77											
9	H	Drake	69 85																
101	A	UNI	55 65																
11	A	South Dakota St.	48 74																
331	A	North Dakota St.	86 51																

Non-Div I Games:

Creighton

Average RPI Win:	269	WON-LOST	WINNING	LAST 10	STRENGTH OF	OPP. STRENGTH	TEAM	ADJ.	CONF.	ADJ CONF.
Average RPI Loss:	176	RECORD	PCT. RANK	GAMES	SCHEDULE	OF SCHEDULE	RPI	RPI	RPI	RPI

DIV. I ONLY	5- 4	147	0- 1	303	190	241	241	17	17
DIV. I NON-CONF.	5- 4	147	0- 1	303	190	241	241	17	17
TOTALS	RPI 1-25	RPI 26-50	W-L RECORDS	RPI 51-100	RPI 101-150	RPI 150+			
5- 4	0- 0	0- 0	OVERALL	0- 1	0- 1	5- 2			
4- 0	0- 0	0- 0	HOME	0- 0	0- 0	4- 0			
1- 2	0- 0	0- 0	AWAY	0- 0	0- 1	1- 1			
0- 2	0- 0	0- 0	NEUTRAL	0- 1	0- 0	0- 1			
5- 4	0- 0	0- 0	NON-CONFERENCE	0- 1	0- 1	5- 2			
4- 0	0- 0	0- 0	HOME	0- 0	0- 0	4- 0			
1- 2	0- 0	0- 0	AWAY	0- 0	0- 1	1- 1			
0- 2	0- 0	0- 0	NEUTRAL	0- 1	0- 0	0- 1			
0- 0	0- 0	0- 0	CONFERENCE	0- 0	0- 0	0- 0			
0- 0	0- 0	0- 0	HOME	0- 0	0- 0	0- 0			
0- 0	0- 0	0- 0	AWAY	0- 0	0- 0	0- 0			
0- 0	0- 0	0- 0	NEUTRAL	0- 0	0- 0	0- 0			

RPI 1-25	RPI 26-50	RPI 51-100	RPI 101+	Team's RPI: 241
RPI S Opponent Score	RPI S Opponent Score	RPI S Opponent Score	RPI S Opponent Score	
		65 N Middle Tenn. 58 70	134 A San Diego 76 78	
			171 H Boston U. 64 44	
			201 A Cal St. Fullerton 62 67	
			252 H Fairfield 59 46	
			296 A Vermont 66 42	
			302 N UC Santa Barbara 56 62	
			313 H Loyola Maryland 54 41	
			315 H UMass Lowell 70 54	
LAST 12 Division I GAMES:				
201 A Cal St. Fullerton 62 67	302 N UC Santa Barbara 56 62	315 H UMass Lowell 70 54	252 H Fairfield 59 46	
65 N Middle Tenn. 58 70	171 H Boston U. 64 44	134 A San Diego 76 78		
296 A Vermont 66 42				
313 H Loyola Maryland 54 41				

Non-Div I Games:

Dartmouth

Average RPI	Win:	264	WON-LOST	WINNING	LAST 10	STRENGTH OF	OPP. STRENGTH	TEAM	ADJ.	CONF.	ADJ CONF.
Average RPI	Loss:	204	RECORD	PCT. RANK	GAMES	SCHEDULE	OF SCHEDULE	RPI	RPI	RPI	RPI

DIV. I ONLY	3- 5	217	0- 1	321	247	307	307	16	16
DIV. I NON-CONF.	3- 5	217	0- 1	321	247	307	307	16	16

TOTALS	RPI 1-25	RPI 26-50	W-L RECORDS	RPI 51-100	RPI 101-150	RPI 150+			
3- 5	0- 0	0- 0	OVERALL	0- 0	0- 0	3- 5			
2- 1	0- 0	0- 0	HOME	0- 0	0- 0	2- 1			
1- 4	0- 0	0- 0	AWAY	0- 0	0- 0	1- 4			
0- 0	0- 0	0- 0	NEUTRAL	0- 0	0- 0	0- 0			
3- 5	0- 0	0- 0	NON-CONFERENCE	0- 0	0- 0	3- 5			
2- 1	0- 0	0- 0	HOME	0- 0	0- 0	2- 1			
1- 4	0- 0	0- 0	AWAY	0- 0	0- 0	1- 4			
0- 0	0- 0	0- 0	NEUTRAL	0- 0	0- 0	0- 0			
0- 0	0- 0	0- 0	CONFERENCE	0- 0	0- 0	0- 0			
0- 0	0- 0	0- 0	HOME	0- 0	0- 0	0- 0			
0- 0	0- 0	0- 0	AWAY	0- 0	0- 0	0- 0			
0- 0	0- 0	0- 0	NEUTRAL	0- 0	0- 0	0- 0			

RPI 1-25				RPI 26-50				RPI 51-100				RPI 101+				Team's RPI: 307
RPI	S	Opponent	Score	RPI	S	Opponent	Score	RPI	S	Opponent	Score	RPI	S	Opponent	Score	
												160	A	Princeton	57	65
												167	A	UNC Asheville	56	69
												179	H	William & Mary	76	65
												213	A	Elon	72	73
												220	H	Appalachian St.	78	81
												258	A	Gardner-Webb	49	54
												269	H	High Point	71	62
												345	A	Charleston So.	72	34
LAST 12 Division I GAMES:																
213	A	Elon	72	73	269	H	High Point	71	62	179	H	William & Mary	76	65		
160	A	Princeton	57	65	167	A	UNC Asheville	56	69	220	H	Appalachian St.	78	81		
					258	A	Gardner-Webb	49	54	269	H	High Point	71	62		
					345	A	Charleston So.	72	34							

Non-Div I Games: Queens (NC) 80 47

Davi dson

Average RPI Win: 158

Average RPI Loss: 58

WON-LOST
RECORDWINNING
PCT. RANKLAST 10
GAMESSTRENGTH OF
SCHEDULEOPP. STRENGTH
OF SCHEDULETEAM
RPIADJ.
RPICONF.
RPIADJ CONF.
RPIDIV. I ONLY
DIV. I NON-CONF.3- 5
3- 5217
2171- 0
1- 07
7234
23486
8686
8616
1616
16

TOTALS

RPI 1-25

RPI 26-50

W-L RECORDS

RPI 51-100

RPI 101-150

RPI 150+

3- 5

0- 0

0- 3

OVERALL

1- 2

1- 0

1- 0

3- 1

0- 0

0- 1

HOME

1- 0

1- 0

1- 0

0- 4

0- 0

0- 2

AWAY

0- 2

0- 0

0- 0

0- 0

0- 0

0- 0

NEUTRAL

0- 0

0- 0

0- 0

3- 5

0- 0

0- 3

NON-CONFERENCE

1- 2

1- 0

1- 0

3- 1

0- 0

0- 1

HOME

1- 0

1- 0

1- 0

0- 4

0- 0

0- 2

AWAY

0- 2

0- 0

0- 0

0- 0

0- 0

0- 0

NEUTRAL

0- 0

0- 0

0- 0

0- 0

0- 0

0- 0

CONFERENCE

0- 0

0- 0

0- 0

0- 0

0- 0

0- 0

HOME

0- 0

0- 0

0- 0

0- 0

0- 0

0- 0

AWAY

0- 0

0- 0

0- 0

0- 0

0- 0

0- 0

NEUTRAL

0- 0

0- 0

0- 0

RPI 1-25

RPI 26-50

RPI 51-100

Team's RPI: 86

RPI 101+

RPI S Opponent Score

RPI S Opponent Score

RPI S Opponent Score

RPI S Opponent Score

27 A Green Bay 35 51

78 H Toledo 70 49

113 H Buffalo 72 59

29 H Northeastern 79 84

88 A South Carolina 55 65

284 H Colgate 67 58

44 A Maryland 71 82

100 A James Madison 55 68

LAST 12 Division I GAMES:

113 H Buffalo 72 59

44 A Maryland 71 82

100 A James Madison 55 68

284 H Colgate 67 58

88 A South Carolina 55 65

27 A Green Bay 35 51

78 H Toledo 70 49

29 H Northeastern 79 84

Dayton

D
e
P
a
u
l

D
e
P
a
u
l

DePaul

Delaware

Delaware					Through Games Of Dec. 12, 2018						
Average RPI	Win:	274	WON-LOST	WINNING	LAST 10	STRENGTH OF	OPP. STRENGTH	TEAM	ADJ.	CONF.	ADJ CONF.
Average RPI	Loss:	115	RECORD	PCT. RANK	GAMES	SCHEDULE	OF SCHEDULE	RPI	RPI	RPI	RPI
DIV. I ONLY		3- 6		238	1- 0	130	291	210	210	13	13
DIV. I NON-CONF.		3- 6		238	1- 0	130	291	210	210	13	13

TOTALS		RPI 1-25		RPI 26-50		W-L RECORDS		RPI 51-100	RPI 101-150		RPI 150+
3- 6		0- 1		0- 0		OVERALL		0- 0	0- 3		3- 2
0- 1		0- 1		0- 0		HOME		0- 0	0- 0		0- 0
1- 3		0- 0		0- 0		AWAY		0- 0	0- 1		1- 2
2- 2		0- 0		0- 0		NEUTRAL		0- 0	0- 2		2- 0
3- 6		0- 1		0- 0		NON-CONFERENCE		0- 0	0- 3		3- 2
0- 1		0- 1		0- 0		HOME		0- 0	0- 0		0- 0
1- 3		0- 0		0- 0		AWAY		0- 0	0- 1		1- 2
2- 2		0- 0		0- 0		NEUTRAL		0- 0	0- 2		2- 0
0- 0		0- 0		0- 0		CONFERENCE		0- 0	0- 0		0- 0
0- 0		0- 0		0- 0		HOME		0- 0	0- 0		0- 0
0- 0		0- 0		0- 0		AWAY		0- 0	0- 0		0- 0
0- 0		0- 0		0- 0		NEUTRAL		0- 0	0- 0		0- 0

RPI 1-25				RPI 26-50				RPI 51-100				RPI 101+ Team's RPI: 210			
RPI	S	Opponent	Score	RPI	S	Opponent	Score	RPI	S	Opponent	Score	RPI	S	Opponent	Score
24	H	UCF	60 71									101	A	UNI	67 79
												108	N	Montana St.	60 69
												119	N	Bradley	47 59
												165	A	George Mason	46 72
												171	A	Boston U.	61 72
												194	N	Nicholls St.	71 56
												306	A	Delaware St.	85 77
												322	N	Lafayette	65 47

LAST 12 Division I GAMES:															
306	A	Delaware St.	85 77	322	N	Lafayette	65 47								
108	N	Montana St.	60 69	194	N	Nicholls St.	71 56								
101	A	UNI	67 79	24	H	UCF	60 71								
				165	A	George Mason	46 72								
				171	A	Boston U.	61 72								
				119	N	Bradley	47 59								

Non-Div I Games:

Delaware

Average RPI Win: 0
Average RPI Loss: 130

WON-LOST
RECORD

WINNING
PCT. RANK

LAST 10
GAMES

STRENGTH OF
SCHEDULE

OPP. STRENGTH
OF SCHEDULE

TEAM
RPI

ADJ.
RPI

CONF.
RPI

ADJ CONF.
RPI

DIV. I ONLY
DIV. I NON-CONF.

0- 5
0- 5

328
328

0- 1
0- 1

121
121

157
157

306
306

306
306

32
32

32
32

TOTALS

RPI 1-25

RPI 26-50

W-L RECORDS

RPI 51-100

RPI 101-150

RPI 150+

0- 5
0- 2
0- 3
0- 0

0- 0
0- 0
0- 0
0- 0

0- 0
0- 0
0- 0
0- 0

OVERALL
HOME
AWAY
NEUTRAL

0- 3
0- 1
0- 2
0- 0

0- 0
0- 0
0- 0
0- 0

0- 2
0- 1
0- 1
0- 0

0- 5
0- 2
0- 3
0- 0

0- 0
0- 0
0- 0
0- 0

0- 0
0- 0
0- 0
0- 0

NON-CONFERENCE
HOME
AWAY
NEUTRAL

0- 3
0- 1
0- 2
0- 0

0- 0
0- 0
0- 0
0- 0

0- 2
0- 1
0- 1
0- 0

0- 0
0- 0
0- 0
0- 0

0- 0
0- 0
0- 0
0- 0

0- 0
0- 0
0- 0
0- 0

CONFERENCE
HOME
AWAY
NEUTRAL

0- 0
0- 0
0- 0
0- 0

0- 0
0- 0
0- 0
0- 0

0- 0
0- 0
0- 0
0- 0

RPI 1-25

RPI S Opponent Score

RPI 26-50

RPI S Opponent Score







RPI 51-100





RPI S Opponent Score

RPI 101+










Team's RPI: 306

RPI S Opponent Score

57  Xavier 59  80
64  St. John's (NY) 44  82
100  James Madison 57  103

210  Delaware 77  85
218  Temple 61  75

LAST 12 Division I GAMES:

57  Xavier 59  80 100  James Madison 57  103
64  St. John's (NY) 44  82 218  Temple 61  75
210  Delaware 77  85

Non-Div I Games: Post

65 53

Cheyney

79 59

Del aware St.

Average RPI Win: 333 WON-LOST RECORD WINNING PCT. RANK LAST 10 GAMES STRENGTH OF SCHEDULE OPP. STRENGTH OF SCHEDULE TEAM RPI ADJ. RPI CONF. RPI ADJ CONF. RPI

DIV. I ONLY	1- 7	307	0- 1	135	304	279	279	15	15
DIV. I NON-CONF.	1- 7	307	0- 1	135	304	279	279	15	15
TOTALS	RPI 1-25	RPI 26-50	W-L RECORDS	RPI 51-100	RPI 101-150	RPI 150+			
1- 7	0- 0	0- 1	OVERALL	0- 1	0- 1	1- 4			
0- 3	0- 0	0- 0	HOME	0- 0	0- 1	0- 2			
1- 4	0- 0	0- 1	AWAY	0- 1	0- 0	1- 2			
0- 0	0- 0	0- 0	NEUTRAL	0- 0	0- 0	0- 0			
1- 7	0- 0	0- 1	NON-CONFERENCE	0- 1	0- 1	1- 4			
0- 3	0- 0	0- 0	HOME	0- 0	0- 1	0- 2			
1- 4	0- 0	0- 1	AWAY	0- 1	0- 0	1- 2			
0- 0	0- 0	0- 0	NEUTRAL	0- 0	0- 0	0- 0			
0- 0	0- 0	0- 0	CONFERENCE	0- 0	0- 0	0- 0			
0- 0	0- 0	0- 0	HOME	0- 0	0- 0	0- 0			
0- 0	0- 0	0- 0	AWAY	0- 0	0- 0	0- 0			
0- 0	0- 0	0- 0	NEUTRAL	0- 0	0- 0	0- 0			

RPI S Opponent Score	RPI S Opponent Score	RPI S Opponent Score	RPI S Opponent Score
42 A Mi chi gan 62 95	92 A Oh io St. 41 55	111 H Mi ami (OH) 59 78	Team's RPI: 279
		166 A Loyol a Chi cago 43 52	
		168 A Eastern Mi ch. 53 60	
		260 H Omaha 42 51	
		305 H Western Mi ch. 44 54	
		333 A Manhattan 58 56	
LAST 12 Division I GAMES:			
166 A Loyol a Chi cago 43 52	305 H Western Mi ch. 44 54		
92 A Oh io St. 41 55	168 A Eastern Mi ch. 53 60		
	260 H Omaha 42 51		
	333 A Manhattan 58 56		
	42 A Mi chi gan 62 95		
	111 H Mi ami (OH) 59 78		

Non-Div I Games: Mi ch. -Dearborn 68 60

Detroit Mercy

Average RPI Win: 118

Average RPI Loss: 6

WON-LOST
RECORDWINNING
PCT. RANKLAST 10
GAMESSTRENGTH OF
SCHEDULEOPP. STRENGTH
OF SCHEDULETEAM
RPIADJ.
RPICONF.
RPIADJ CONF.
RPIDIV. I ONLY
DIV. I NON-CONF.7- 2
7- 251
511- 0
1- 046
464
49
99
914
1414
14

TOTALS

RPI 1-25

RPI 26-50

W-L RECORDS

RPI 51-100

RPI 101-150

RPI 150+

7- 2 1- 2

0- 0

OVERALL

1- 0

4- 0

1- 0

2- 0 1- 0

0- 0

HOME

0- 0

1- 0

0- 0

3- 1 0- 1

0- 0

AWAY

0- 0

2- 0

1- 0

2- 1 0- 1

0- 0

NEUTRAL

1- 0

1- 0

0- 0

7- 2 1- 2

0- 0

NON-CONFERENCE

1- 0

4- 0

1- 0

2- 0 1- 0

0- 0

HOME

0- 0

1- 0

0- 0

3- 1 0- 1

0- 0

AWAY

0- 0

2- 0

1- 0

2- 1 0- 1

0- 0

NEUTRAL

1- 0

1- 0

0- 0

0- 0 0- 0

0- 0

CONFERENCE

0- 0

0- 0

0- 0

0- 0 0- 0

0- 0

HOME

0- 0

0- 0

0- 0

0- 0 0- 0

0- 0

AWAY

0- 0

0- 0

0- 0

0- 0 0- 0

0- 0

NEUTRAL

0- 0

0- 0

0- 0

RPI 1-25 Team's RPI: 9

RPI 26-50

RPI 51-100

RPI 101+

RPI	S	Opponent	Score
1	N	Notre Dame	64 82
11	A	South Dakota St.	71 80
17	H	South Dakota	76 64

RPI	S	Opponent	Score
-----	---	----------	-------

RPI	S	Opponent	Score
88	N	South Carolina	90 85

RPI	S	Opponent	Score
102	N	Rutgers	69 59
114	A	Creighton	85 69
123	A	Nebraska	83 77
135	H	CSUN	73 63
249	A	Western Ill.	98 71

LAST 12 Division I GAMES:

88	N	South Carolina	90	85	102	N	Rutgers	69	59
1	N	Notre Dame	64	82	135	H	CSUN	73	63
11	A	South Dakota St.	71	80	17	H	South Dakota	76	64
114	A	Creighton	85	69	249	A	Western Ill.	98	71
					123	A	Nebraska	83	77

Non-Div I Games:

Clarke

91 43

Drake

Loss,
 Non-Conf, S Site,
 H Home
A Away
 N Neutral

D
r
e
x
e
lD
r
e
x
e
l

Drexel

D
u
k
eD
u
k
e

Duke

Average RPI	Win:	172	WON-LOST	WINNING	LAST 10	STRENGTH OF	OPP. STRENGTH	TEAM	ADJ.	CONF.	ADJ CONF.
Average RPI	Loss:	51	RECORD	PCT. RANK	GAMES	SCHEDULE	OF SCHEDULE	RPI	RPI	RPI	RPI
DIV. I ONLY		4- 4		161	0- 1	30	150	39	39	16	16
DIV. I NON-CONF.		4- 4		161	0- 1	30	150	39	39	16	16

TOTALS	RPI 1-25		RPI 26-50		W-L RECORDS	RPI 51-100		RPI 101-150		RPI 150+	
4- 4	0- 1		0- 1		OVERALL	0- 2		1- 0		3- 0	
1- 1	0- 1		0- 0		HOME	0- 0		0- 0		1- 0	
3- 3	0- 0		0- 1		AWAY	0- 2		1- 0		2- 0	
0- 0	0- 0		0- 0		NEUTRAL	0- 0		0- 0		0- 0	
4- 4	0- 1		0- 1		NON-CONFERENCE	0- 2		1- 0		3- 0	
1- 1	0- 1		0- 0		HOME	0- 0		0- 0		1- 0	
3- 3	0- 0		0- 1		AWAY	0- 2		1- 0		2- 0	
0- 0	0- 0		0- 0		NEUTRAL	0- 0		0- 0		0- 0	
0- 0	0- 0		0- 0		CONFERENCE	0- 0		0- 0		0- 0	
0- 0	0- 0		0- 0		HOME	0- 0		0- 0		0- 0	
0- 0	0- 0		0- 0		AWAY	0- 0		0- 0		0- 0	
0- 0	0- 0		0- 0		NEUTRAL	0- 0		0- 0		0- 0	

RPI 1-25				RPI 26-50				Team's RPI: 39				RPI 51-100				RPI 101+			
RPI	S	Opponent	Score	RPI	S	Opponent	Score	RPI	S	Opponent	Score	RPI	S	Opponent	Score	RPI	S	Opponent	Score
24	H	UCF	63 71	50	A	TCU	48 61	51	A	Texas	41 78	112	A	Penn St.	64 58				
								78	A	Toledo	52 65	152	H	Mt. St. Mary's	73 64				
												172	A	Kent St.	77 72				
												250	A	Saint Francis (PA)	93 73				

LAST 12 Division I GAMES:																			
24	H	UCF	63 71	172	A	Kent St.	77 72												
112	A	Penn St.	64 58	250	A	Saint Francis (PA)	93 73												
				78	A	Toledo	52 65												
				152	H	Mt. St. Mary's	73 64												
				51	A	Texas	41 78												
				50	A	TCU	48 61												

Non-Div I Games:

Duquesne

Average RPI Win:	220	WON-LOST	WINNING	LAST 10	STRENGTH OF	OPP. STRENGTH	TEAM	ADJ.	CONF.	ADJ CONF.
Average RPI Loss:	146	RECORD	PCT. RANK	GAMES	SCHEDULE	OF SCHEDULE	RPI	RPI	RPI	RPI
DIV. I ONLY	1- 11	327	0- 2	103	225	286	286	26	26	
DIV. I NON-CONF.	1- 11	327	0- 2	103	225	286	286	26	26	

TOTALS	RPI 1-25	RPI 26-50	W-L RECORDS	RPI 51-100	RPI 101-150	RPI 150+				
1- 11	0- 0	0- 1	OVERALL	0- 2	0- 3	1- 5				
1- 3	0- 0	0- 0	HOME	0- 0	0- 1	1- 2				
0- 5	0- 0	0- 1	AWAY	0- 1	0- 1	0- 2				
0- 3	0- 0	0- 0	NEUTRAL	0- 1	0- 1	0- 1				
1- 11	0- 0	0- 1	NON-CONFERENCE	0- 2	0- 3	1- 5				
1- 3	0- 0	0- 0	HOME	0- 0	0- 1	1- 2				
0- 5	0- 0	0- 1	AWAY	0- 1	0- 1	0- 2				
0- 3	0- 0	0- 0	NEUTRAL	0- 1	0- 1	0- 1				
0- 0	0- 0	0- 0	CONFERENCE	0- 0	0- 0	0- 0				
0- 0	0- 0	0- 0	HOME	0- 0	0- 0	0- 0				
0- 0	0- 0	0- 0	AWAY	0- 0	0- 0	0- 0				
0- 0	0- 0	0- 0	NEUTRAL	0- 0	0- 0	0- 0				

RPI 1-25				RPI 26-50				RPI 51-100				RPI 101+				Team's RPI: 286
RPI	S	Opponent	Score	RPI	S	Opponent	Score	RPI	S	Opponent	Score	RPI	S	Opponent	Score	
				30	A	Michigan St.	53 75	88	N	South Carolina	55 101	102	N	Rutgers	44 68	
								95	A	Radford	64 79	132	H	Houston	77 84	
												148	A	South Alabama	74 81	
												162	N	Western Ky.	68 82	
												167	A	UNC Asheville	55 56	
												190	A	Cincinnati	64 77	
												200	H	Troy	66 84	
												220	H	Appalachian St.	95 64	
												291	H	Liberty	86 89	
LAST 12 Division I GAMES:																
102	N	Rutgers	44 68	148	A	South Alabama	74 81									
162	N	Western Ky.	68 82	88	N	South Carolina	55 101									
167	A	UNC Asheville	55 56	200	H	Troy	66 84									
291	H	Liberty	86 89	95	A	Radford	64 79									
132	H	Houston	77 84	30	A	Michigan St.	53 75									
220	H	Appalachian St.	95 64	190	A	Cincinnati	64 77									

Non-Div I Games:

ETSU

Average RPI Win: 242		WON-LOST RECORD		WINNING PCT. RANK		LAST 10 GAMES		STRENGTH OF SCHEDULE		OPP. STRENGTH OF SCHEDULE		TEAM RPI		ADJ. RPI		CONF. RPI		ADJ CONF. RPI	
Average RPI Loss: 126																			
DIV. I ONLY		5- 2		80		0- 1		304		135		177		177		8		8	
DIV. I NON-CONF.		5- 2		80		0- 1		304		135		177		177		8		8	
TOTALS		RPI 1-25		RPI 26-50		W-L RECORDS		RPI 51-100		RPI 101-150		RPI 150+							
5- 2		0- 0		0- 0		OVERALL		1- 1		0- 0		4- 1							
5- 0		0- 0		0- 0		HOME		1- 0		0- 0		4- 0							
0- 2		0- 0		0- 0		AWAY		0- 1		0- 0		0- 1							
0- 0		0- 0		0- 0		NEUTRAL		0- 0		0- 0		0- 0							
5- 2		0- 0		0- 0		NON-CONFERENCE		1- 1		0- 0		4- 1							
5- 0		0- 0		0- 0		HOME		1- 0		0- 0		4- 0							
0- 2		0- 0		0- 0		AWAY		0- 1		0- 0		0- 1							
0- 0		0- 0		0- 0		NEUTRAL		0- 0		0- 0		0- 0							
0- 0		0- 0		0- 0		CONFERENCE		0- 0		0- 0		0- 0							
0- 0		0- 0		0- 0		HOME		0- 0		0- 0		0- 0							
0- 0		0- 0		0- 0		AWAY		0- 0		0- 0		0- 0							
0- 0		0- 0		0- 0		NEUTRAL		0- 0		0- 0		0- 0							

RPI 1-25				RPI 26-50				RPI 51-100				RPI 101+ Team's RPI: 177			
RPI	S	Opponent	Score	RPI	S	Opponent	Score	RPI	S	Opponent	Score	RPI	S	Opponent	Score
								72	A	Charlotte	46 52	179	A	William & Mary	43 63
								94	H	Wake Forest	70 61	215	H	Monmouth	73 67
												237	H	Kennesaw St.	68 56
												332	H	Grand Canyon	59 47
												334	H	UMES	84 69

LAST 12 Division I GAMES:															
								72	A	Charlotte	46 52	334	H	UMES	84 69
								179	A	William & Mary	43 63				
								94	H	Wake Forest	70 61				
								237	H	Kennesaw St.	68 56				
								332	H	Grand Canyon	59 47				
								215	H	Monmouth	73 67				

Non-Div I Games:

East Carolina

Average RPI Win:	285	WON-LOST	WINNING	LAST 10	STRENGTH OF	OPP. STRENGTH	TEAM	ADJ.	CONF.	ADJ CONF.
Average RPI Loss:	152	RECORD	PCT. RANK	GAMES	SCHEDULE	OF SCHEDULE	RPI	RPI	RPI	RPI
DIV. I ONLY	2- 4	238	0- 1	191	252	233	233	20	20	
DIV. I NON-CONF.	2- 4	238	0- 1	191	252	233	233	20	20	

TOTALS	RPI 1-25	RPI 26-50	W-L RECORDS	RPI 51-100	RPI 101-150	RPI 150+				
2- 4	0- 0	0- 0	OVERALL	0- 1	0- 1	2- 2				
1- 0	0- 0	0- 0	HOME	0- 0	0- 0	1- 0				
0- 4	0- 0	0- 0	AWAY	0- 1	0- 1	0- 2				
1- 0	0- 0	0- 0	NEUTRAL	0- 0	0- 0	1- 0				
2- 4	0- 0	0- 0	NON-CONFERENCE	0- 1	0- 1	2- 2				
1- 0	0- 0	0- 0	HOME	0- 0	0- 0	1- 0				
0- 4	0- 0	0- 0	AWAY	0- 1	0- 1	0- 2				
1- 0	0- 0	0- 0	NEUTRAL	0- 0	0- 0	1- 0				
0- 0	0- 0	0- 0	CONFERENCE	0- 0	0- 0	0- 0				
0- 0	0- 0	0- 0	HOME	0- 0	0- 0	0- 0				
0- 0	0- 0	0- 0	AWAY	0- 0	0- 0	0- 0				
0- 0	0- 0	0- 0	NEUTRAL	0- 0	0- 0	0- 0				

RPI 1-25				RPI 26-50				RPI 51-100				RPI 101+ Team's RPI: 233						
RPI	S	Opponent	Score	RPI	S	Opponent	Score	RPI	S	Opponent	Score	RPI	S	Opponent	Score			
								69	A	Butler	37	72	119	A	Bradley	64	67	
												157	A	Southern Ill.	59	73		
												249	N	Western Ill.	64	62		
												261	A	Valparaiso	60	62		
												320	H	Purdue Fort Wayne	72	63		

LAST 12 Division I GAMES:																		
				69	A	Butler	37	72	157	A	Southern Ill.	59	73	249	N	Western Ill.	64	62
									261	A	Valparaiso	60	62	119	A	Bradley	64	67
									320	H	Purdue Fort Wayne	72	63					

Non-Div I Games: Lincoln Christian 97 34 Oakland City 102 43

Eastern III.

Average RPI Win: 0		WON-LOST	WINNING	LAST 10	STRENGTH OF		OPP. STRENGTH	TEAM	ADJ.	CONF.	ADJ CONF.
Loss: 164		RECORD	PCT. RANK	GAMES	SCHEDULE		OF SCHEDULE	RPI	RPI	RPI	RPI
DIV. I ONLY		0- 8	328	0- 1	21		337	262	262	20	20
DIV. I NON-CONF.		0- 8	328	0- 1	21		337	262	262	20	20
TOTALS		RPI 1-25	RPI 26-50	W-L RECORDS		RPI 51-100	RPI 101-150	RPI 150+			
0- 8	0- 1	0- 0		OVERALL		0- 1	0- 1	0- 5			
0- 2	0- 0	0- 0		HOME		0- 0	0- 0	0- 2			
0- 4	0- 0	0- 0		AWAY		0- 1	0- 1	0- 2			
0- 2	0- 1	0- 0		NEUTRAL		0- 0	0- 0	0- 1			
0- 8	0- 1	0- 0		NON-CONFERENCE		0- 1	0- 1	0- 5			
0- 2	0- 0	0- 0		HOME		0- 0	0- 0	0- 2			
0- 4	0- 0	0- 0		AWAY		0- 1	0- 1	0- 2			
0- 2	0- 1	0- 0		NEUTRAL		0- 0	0- 0	0- 1			
0- 0	0- 0	0- 0		CONFERENCE		0- 0	0- 0	0- 0			
0- 0	0- 0	0- 0		HOME		0- 0	0- 0	0- 0			
0- 0	0- 0	0- 0		AWAY		0- 0	0- 0	0- 0			
0- 0	0- 0	0- 0		NEUTRAL		0- 0	0- 0	0- 0			

RPI 1-25			
RPI	S	Opponent	Score
22	N	Florida St.	45 62

RPI 26-50			
RPI	S	Opponent	Score

RPI 51-100			
RPI	S	Opponent	Score
79	A	Ohio	60 100

RPI 101+			
RPI	S	Opponent	Score
111	A	Miami (OH)	44 60
165	H	George Mason	75 91
195	H	Saint Louis	43 70
209	N	West Virginia	39 81
223	A	Akron	54 63
305	A	Western Mich.	53 64

Team's RPI : 262			
RPI	S	Opponent	Score

LAST 12 Division I GAMES:			
209	N	West Virginia	39 81
165	H	George Mason	75 91
223	A	Akron	54 63
305	A	Western Mich.	53 64
22	N	Florida St.	45 62
79	A	Ohio	60 100
111	A	Miami (OH)	44 60
195	H	Saint Louis	43 70

Non-Div I Games: Ky. Christian 90 35

Eastern Ky.

Average RPI Win:	271	WON-LOST	WINNING	LAST 10	STRENGTH OF	OPP. STRENGTH	TEAM	ADJ.	CONF.	ADJ CONF.
Average RPI Loss:	74	RECORD	PCT. RANK	GAMES	SCHEDULE	OF SCHEDULE	RPI	RPI	RPI	RPI

DIV. I ONLY	5- 2	80	1- 0	290	136	168	168	10	10
DIV. I NON-CONF.	5- 2	80	1- 0	290	136	168	168	10	10
TOTALS	RPI 1-25	RPI 26-50	W-L RECORDS	RPI 51-100	RPI 101-150	RPI 150+			
5- 2	0- 1	0- 0	OVERALL	0- 0	0- 1	5- 0			
4- 0	0- 0	0- 0	HOME	0- 0	0- 0	4- 0			
1- 1	0- 0	0- 0	AWAY	0- 0	0- 1	1- 0			
0- 1	0- 1	0- 0	NEUTRAL	0- 0	0- 0	0- 0			
5- 2	0- 1	0- 0	NON-CONFERENCE	0- 0	0- 1	5- 0			
4- 0	0- 0	0- 0	HOME	0- 0	0- 0	4- 0			
1- 1	0- 0	0- 0	AWAY	0- 0	0- 1	1- 0			
0- 1	0- 1	0- 0	NEUTRAL	0- 0	0- 0	0- 0			
0- 0	0- 0	0- 0	CONFERENCE	0- 0	0- 0	0- 0			
0- 0	0- 0	0- 0	HOME	0- 0	0- 0	0- 0			
0- 0	0- 0	0- 0	AWAY	0- 0	0- 0	0- 0			
0- 0	0- 0	0- 0	NEUTRAL	0- 0	0- 0	0- 0			

RPI S	RPI 1-25	Score	RPI S	RPI 26-50	Score	RPI S	RPI 51-100	Score	RPI S	RPI 101+	Team's RPI: 168	Score
8 N	Iowa St.	59 85							139 A	Illinois	66 72	
									221 H	UIC	52 38	
									256 H	Illinois St.	50 41	
									278 H	Cleveland St.	69 63	
									279 H	Detroit Mercy	60 53	
									320 A	Purdue Fort Wayne	87 72	
LAST 12 Division I GAMES:												
221 H	UIC	52 38	320 A	Purdue Fort Wayne	87 72	279 H	Detroit Mercy	60 53	139 A	Illinois	66 72	
8 N	Iowa St.	59 85										
256 H	Illinois St.	50 41										
278 H	Cleveland St.	69 63										

Non-Div I Games:

Eastern Mich.

Average RPI	Win:	0	WON-LOST	WINNING	LAST 10	STRENGTH OF	OPP. STRENGTH	TEAM	ADJ.	CONF.	ADJ CONF.
Average RPI	Loss:	125	RECORD	PCT. RANK	GAMES	SCHEDULE	OF SCHEDULE	RPI	RPI	RPI	RPI
DIV. I ONLY		0- 6		328	0- 1	45	231	271	271	11	11
DIV. I NON-CONF.		0- 6		328	0- 1	45	231	271	271	11	11

TOTALS	RPI 1-25		RPI 26-50		W-L RECORDS	RPI 51-100		RPI 101-150		RPI 150+	
0- 6	0- 1		0- 0		OVERALL	0- 2		0- 2		0- 1	
0- 3	0- 1		0- 0		HOME	0- 1		0- 1		0- 0	
0- 3	0- 0		0- 0		AWAY	0- 1		0- 1		0- 1	
0- 0	0- 0		0- 0		NEUTRAL	0- 0		0- 0		0- 0	
0- 6	0- 1		0- 0		NON-CONFERENCE	0- 2		0- 2		0- 1	
0- 3	0- 1		0- 0		HOME	0- 1		0- 1		0- 0	
0- 3	0- 0		0- 0		AWAY	0- 1		0- 1		0- 1	
0- 0	0- 0		0- 0		NEUTRAL	0- 0		0- 0		0- 0	
0- 0	0- 0		0- 0		CONFERENCE	0- 0		0- 0		0- 0	
0- 0	0- 0		0- 0		HOME	0- 0		0- 0		0- 0	
0- 0	0- 0		0- 0		AWAY	0- 0		0- 0		0- 0	
0- 0	0- 0		0- 0		NEUTRAL	0- 0		0- 0		0- 0	

RPI 1-25				RPI 26-50				RPI 51-100				RPI 101+ Team's RPI: 271			
RPI	S	Opponent	Score	RPI	S	Opponent	Score	RPI	S	Opponent	Score	RPI	S	Opponent	Score
16	H	Gonzaga	51 63					90	A	BYU	65 80	116	A	Boise St.	55 67
								99	H	Utah	51 95	118	H	Fresno St.	58 68
												312	A	Cal Poly	55 59

LAST 12 Division I GAMES:															
116	A	Boise St.	55 67	312	A	Cal Poly	55 59	99	H	Utah	51 95				
118	H	Fresno St.	58 68					90	A	BYU	65 80				
								16	H	Gonzaga	51 63				

Non-Div I Games: Eastern Ore. 66 45

Eastern Wash.

El on

Average RPI Win: 278

Average RPI Loss: 118

WON-LOST RECORD

WINNING PCT. RANK

LAST 10 GAMES

STRENGTH OF SCHEDULE

OPP. STRENGTH OF SCHEDULE

TEAM RPI

ADJ. RPI

CONF. RPI

ADJ CONF. RPI

DIV. I ONLY

3- 5

217

0- 1

162

237

213

213

13

13

DIV. I NON-CONF.

3- 5

217

0- 1

162

237

213

213

13

13

TOTALS

RPI 1-25

RPI 26-50

W-L RECORDS

RPI 51-100

RPI 101-150

RPI 150+

3- 5

0- 0

0- 2

OVERALL

0- 0

0- 1

3- 2

1- 2

0- 0

0- 1

HOME

0- 0

0- 1

1- 0

2- 3

0- 0

0- 1

AWAY

0- 0

0- 0

2- 2

0- 0

0- 0

0- 0

NEUTRAL

0- 0

0- 0

0- 0

3- 5

0- 0

0- 2

NON-CONFERENCE

0- 0

0- 1

3- 2

1- 2

0- 0

0- 1

HOME

0- 0

0- 1

1- 0

2- 3

0- 0

0- 1

AWAY

0- 0

0- 0

2- 2

0- 0

0- 0

0- 0

NEUTRAL

0- 0

0- 0

0- 0

0- 0

0- 0

0- 0

CONFERENCE

0- 0

0- 0

0- 0

0- 0

0- 0

0- 0

HOME

0- 0

0- 0

0- 0

0- 0

0- 0

0- 0

AWAY

0- 0

0- 0

0- 0

0- 0

0- 0

0- 0

NEUTRAL

0- 0

0- 0

0- 0

RPI 1-25

RPI S Opponent Score

32 H North Carolina 69 100

43 A Duke 64 81

RPI 26-50

RPI S Opponent Score

32 H North Carolina 69 100

43 A Duke 64 81

RPI 51-100

RPI S Opponent Score

122 H Marist 57 61

173 A Winthrop 57 58

182 A Hampton 77 62

220 A Appal achian St. 62 65

307 H Davi dson 73 72

344 A N. C. Central 83 54

RPI 101+

Team's RPI: 213

RPI S Opponent Score

122 H Marist 57 61

173 A Winthrop 57 58

182 A Hampton 77 62

220 A Appal achian St. 62 65

307 H Davi dson 73 72

344 A N. C. Central 83 54

LAST 12 Di v i s i o n I GAMES:

182 A Hampton 77 62

122 H Marist 57 61

220 A Appal achian St. 62 65

43 A Duke 64 81

344 A N. C. Central 83 54

32 H North Carolina 69 100

173 A Wi nthrop 57 58

307 H Davi dson 73 72

Non-Di v I Games:

Chowan

88

74

El on

Loss, Non-Conf, S Site, H Home A Away N Neutral

Page 81

Average RPI Win:	323	WON-LOST	WINNING	LAST 10	STRENGTH OF	OPP. STRENGTH	TEAM	ADJ.	CONF.	ADJ CONF.
Average RPI Loss:	252	RECORD	PCT. RANK	GAMES	SCHEDULE	OF SCHEDULE	RPI	RPI	RPI	RPI
DIV. I ONLY	1- 7	307	0- 1	347	250	348	348	14	14	
DIV. I NON-CONF.	1- 7	307	0- 1	347	250	348	348	14	14	

TOTALS	RPI 1-25	RPI 26-50	W-L RECORDS	RPI 51-100	RPI 101-150	RPI 150+				
1- 7	0- 0	0- 0	OVERALL	0- 0	0- 0	1- 7				
0- 4	0- 0	0- 0	HOME	0- 0	0- 0	0- 4				
1- 3	0- 0	0- 0	AWAY	0- 0	0- 0	1- 3				
0- 0	0- 0	0- 0	NEUTRAL	0- 0	0- 0	0- 0				
1- 7	0- 0	0- 0	NON-CONFERENCE	0- 0	0- 0	1- 7				
0- 4	0- 0	0- 0	HOME	0- 0	0- 0	0- 4				
1- 3	0- 0	0- 0	AWAY	0- 0	0- 0	1- 3				
0- 0	0- 0	0- 0	NEUTRAL	0- 0	0- 0	0- 0				
0- 0	0- 0	0- 0	CONFERENCE	0- 0	0- 0	0- 0				
0- 0	0- 0	0- 0	HOME	0- 0	0- 0	0- 0				
0- 0	0- 0	0- 0	AWAY	0- 0	0- 0	0- 0				
0- 0	0- 0	0- 0	NEUTRAL	0- 0	0- 0	0- 0				

RPI 1-25				RPI 26-50				RPI 51-100				RPI 101+ Team's RPI: 348			
RPI	S	Opponent	Score	RPI	S	Opponent	Score	RPI	S	Opponent	Score	RPI	S	Opponent	Score
												185	A	Morehead St.	63 85
												202	H	Southeast Mo. St.	50 54
												214	H	SIUE	45 54
												221	H	UIC	54 62
												309	A	Murray St.	53 81
												311	A	Marshall	65 72
												320	H	Purdue Fort Wayne	66 72
												323	A	Chicago St.	67 58

LAST 12 Division I GAMES:															
323	A	Chicago St.	67 58	202	H	Southeast Mo. St.	50 54	221	H	UIC	54 62	185	A	Morehead St.	63 85
309	A	Murray St.	53 81					311	A	Marshall	65 72	320	H	Purdue Fort Wayne	66 72
								214	H	SIUE	45 54				

Non-Div I Games:

Average RPI	Win:	225	WON-LOST	WINNING	LAST 10	STRENGTH OF	OPP. STRENGTH	TEAM	ADJ.	CONF.	ADJ CONF.
Average RPI	Loss:	15	RECORD	PCT. RANK	GAMES	SCHEDULE	OF SCHEDULE	RPI	RPI	RPI	RPI
DIV. I ONLY		5- 2		80	1- 0	248	38	103	103	25	25
DIV. I NON-CONF.		5- 2		80	1- 0	248	38	103	103	25	25
<hr/>											
TOTALS	RPI 1-25		RPI 26-50		W-L RECORDS	RPI 51-100		RPI 101-150		RPI 150+	
5- 2	0- 2		0- 0		OVERALL	0- 0		2- 0		3- 0	
2- 0	0- 0		0- 0		HOME	0- 0		1- 0		1- 0	
2- 1	0- 1		0- 0		AWAY	0- 0		0- 0		2- 0	
1- 1	0- 1		0- 0		NEUTRAL	0- 0		1- 0		0- 0	
5- 2	0- 2		0- 0		NON-CONFERENCE	0- 0		2- 0		3- 0	
2- 0	0- 0		0- 0		HOME	0- 0		1- 0		1- 0	
2- 1	0- 1		0- 0		AWAY	0- 0		0- 0		2- 0	
1- 1	0- 1		0- 0		NEUTRAL	0- 0		1- 0		0- 0	
0- 0	0- 0		0- 0		CONFERENCE	0- 0		0- 0		0- 0	
0- 0	0- 0		0- 0		HOME	0- 0		0- 0		0- 0	
0- 0	0- 0		0- 0		AWAY	0- 0		0- 0		0- 0	
0- 0	0- 0		0- 0		NEUTRAL	0- 0		0- 0		0- 0	

RPI	S	Opponent	Score
11	A	South Dakota St.	62 80
19	N	Stanford	65 88

RPI	S	Opponent	Score
-----	---	----------	-------

RPI	S	Opponent	Score
-----	---	----------	-------

RPI	S	Opponent	Score
132	H	Houston	76 71
142	N	American	90 71
250	A	Saint Francis (PA)	83 69
276	A	Hawaii	73 67
325	H	FIU	100 58

LAST 12 Division I GAMES:

250	A	Saint Francis (PA)	83	69	19	N	Stanford	65	88
132	H	Houston	76	71	325	H	FIU	100	58
142	N	American	90	71	11	A	South Dakota St.	62	80
276	A	Hawaii	73	67					

Non-Div I Games: Fla. Memorial 99 68

FGCU

Average RPI Win:	338	WON-LOST	WINNING	LAST 10	STRENGTH OF	OPP. STRENGTH	TEAM	ADJ.	CONF.	ADJ CONF.
Average RPI Loss:	163	RECORD	PCT. RANK	GAMES	SCHEDULE	OF SCHEDULE	RPI	RPI	RPI	RPI
DIV. I ONLY	2- 6	262	0- 1	257	301	325	325	18	18	
DIV. I NON-CONF.	2- 6	262	0- 1	257	301	325	325	18	18	

TOTALS	RPI 1-25	RPI 26-50	W-L RECORDS	RPI 51-100	RPI 101-150	RPI 150+				
2- 6	0- 1	0- 0	OVERALL	0- 0	0- 1	2- 4				
2- 3	0- 1	0- 0	HOME	0- 0	0- 0	2- 2				
0- 3	0- 0	0- 0	AWAY	0- 0	0- 1	0- 2				
0- 0	0- 0	0- 0	NEUTRAL	0- 0	0- 0	0- 0				
2- 6	0- 1	0- 0	NON-CONFERENCE	0- 0	0- 1	2- 4				
2- 3	0- 1	0- 0	HOME	0- 0	0- 0	2- 2				
0- 3	0- 0	0- 0	AWAY	0- 0	0- 1	0- 2				
0- 0	0- 0	0- 0	NEUTRAL	0- 0	0- 0	0- 0				
0- 0	0- 0	0- 0	CONFERENCE	0- 0	0- 0	0- 0				
0- 0	0- 0	0- 0	HOME	0- 0	0- 0	0- 0				
0- 0	0- 0	0- 0	AWAY	0- 0	0- 0	0- 0				
0- 0	0- 0	0- 0	NEUTRAL	0- 0	0- 0	0- 0				

RPI 1-25				RPI 26-50				RPI 51-100				RPI 101+ Team's RPI: 325											
RPI	S	Opponent	Score	RPI	S	Opponent	Score	RPI	S	Opponent	Score	RPI	S	Opponent	Score								
14	H	Mi ami (FL)	43 94									103	A	FGCU	58 100								
												192	H	Georgia St.	61 67								
												197	H	Campbel l	54 59								
												229	A	North Florida	53 62								
												242	A	Bethune-Cookman	57 68								
												337	H	Florida A&M	77 54								
												338	H	Morgan St.	59 50								

LAST 12 Division I GAMES:																							
337	H	Florida A&M	77 54	197	H	Campbel l	54 59																
242	A	Bethune-Cookman	57 68	229	A	North Florida	53 62																
103	A	FGCU	58 100	338	H	Morgan St.	59 50																
192	H	Georgia St.	61 67																				
14	H	Mi ami (FL)	43 94																				

Non-Div I Games: Palm Beach Atl. 63 66

Average RPI Win:	318	WON-LOST	WINNING	LAST 10	STRENGTH OF	OPP. STRENGTH	TEAM	ADJ.	CONF.	ADJ CONF.
Average RPI Loss:	140	RECORD	PCT. RANK	GAMES	SCHEDULE	OF SCHEDULE	RPI	RPI	RPI	RPI
DIV. I ONLY	2- 7	274	0- 1	119	299	252	252	28	28	
DIV. I NON-CONF.	2- 7	274	0- 1	119	299	252	252	28	28	

TOTALS	RPI 1-25	RPI 26-50	W-L RECORDS	RPI 51-100	RPI 101-150	RPI 150+				
2- 7	0- 0	0- 1	OVERALL	0- 2	0- 0	2- 4				
1- 2	0- 0	0- 1	HOME	0- 0	0- 0	1- 1				
1- 3	0- 0	0- 0	AWAY	0- 1	0- 0	1- 2				
0- 2	0- 0	0- 0	NEUTRAL	0- 1	0- 0	0- 1				
2- 7	0- 0	0- 1	NON-CONFERENCE	0- 2	0- 0	2- 4				
1- 2	0- 0	0- 1	HOME	0- 0	0- 0	1- 1				
1- 3	0- 0	0- 0	AWAY	0- 1	0- 0	1- 2				
0- 2	0- 0	0- 0	NEUTRAL	0- 1	0- 0	0- 1				
0- 0	0- 0	0- 0	CONFERENCE	0- 0	0- 0	0- 0				
0- 0	0- 0	0- 0	HOME	0- 0	0- 0	0- 0				
0- 0	0- 0	0- 0	AWAY	0- 0	0- 0	0- 0				
0- 0	0- 0	0- 0	NEUTRAL	0- 0	0- 0	0- 0				

RPI 1-25				RPI 26-50				RPI 51-100				RPI 101+				Team's RPI: 252
RPI	S	Opponent	Score	RPI	S	Opponent	Score	RPI	S	Opponent	Score	RPI	S	Opponent	Score	
				29	H	Northeastern	50 59	56	N	Bucknell	54 77	179	H	William & Mary	54 60	
								57	A	Xavier	35 48	180	N	Massachusetts	49 59	
												236	A	Brown	49 68	
												241	A	Dartmouth	46 59	
												285	A	Richmond	58 40	
												350	H	LIU Brooklyn	71 43	
LAST 12 Division I GAMES:																
241	A	Dartmouth	46 59	29	H	Northeastern	50 59	179	H	William & Mary	54 60					
350	H	LIU Brooklyn	71 43	180	N	Massachusetts	49 59	56	N	Bucknell	54 77					
285	A	Richmond	58 40	57	A	Xavier	35 48	236	A	Brown	49 68					

Non-Div I Games:

Fairfield

Average RPI Win: 341

WON-LOST

WINNING

LAST 10

STRENGTH OF

OPP. STRENGTH

TEAM

ADJ.

CONF.

ADJ CONF.

Average RPI Loss: 251

RECORD

PCT. RANK

GAMES

SCHEDULE

OF SCHEDULE

RPI

RPI

RPI

RPI

DIV. I ONLY
DIV. I NON-CONF.1- 7
1- 7307
3070- 1
0- 1252
252351
351340
340340
34031
3131
31

TOTALS

RPI 1-25

RPI 26-50

W-L RECORDS

RPI 51-100

RPI 101-150

RPI 150+

1- 7

0- 0

0- 0

OVERALL

0- 0

0- 1

1- 6

1- 2

0- 0

0- 0

HOME

0- 0

0- 0

1- 2

0- 5

0- 0

0- 0

AWAY

0- 0

0- 1

0- 4

0- 0

0- 0

0- 0

NEUTRAL

0- 0

0- 0

0- 0

1- 7

0- 0

0- 0

NON-CONFERENCE

0- 0

0- 1

1- 6

1- 2

0- 0

0- 0

HOME

0- 0

0- 0

1- 2

0- 5

0- 0

0- 0

AWAY

0- 0

0- 1

0- 4

0- 0

0- 0

0- 0

NEUTRAL

0- 0

0- 0

0- 0

0- 0

0- 0

0- 0

CONFERENCE

0- 0

0- 0

0- 0

0- 0

0- 0

0- 0

HOME

0- 0

0- 0

0- 0

0- 0

0- 0

0- 0

AWAY

0- 0

0- 0

0- 0

0- 0

0- 0

0- 0

NEUTRAL

0- 0

0- 0

0- 0

RPI 1-25

RPI 26-50

RPI 51-100

RPI 101+

Team's RPI: 340

RPI S Opponent Score

RPI S Opponent Score

RPI S Opponent Score

RPI S Opponent Score

109 A Stony Brook 49 63

163 A Air Force 37 85

273 H Howard 58 79

284 A Colgate 52 71

303 A Army West Point 40 62

304 A Binghamton 54 73

322 H Lafayette 57 63

341 H NJIT 64 43

LAST 12 Division I GAMES:

109 A Stony Brook 49 63 273 H Howard 58 79

303 A Army West Point 40 62 341 H NJIT 64 43

284 A Colgate 52 71 163 A Air Force 37 85

304 A Binghamton 54 73 322 H Lafayette 57 63

Non-Div I Games: Rutgers-Newark 97 51

Fairleigh Dickinson

Loss, Non-Conf, S Site, H Home A Away N Neutral

Average RPI Win:	300	WON-LOST	WINNING	LAST 10	STRENGTH OF	OPP. STRENGTH	TEAM	ADJ.	CONF.	ADJ CONF.
Average RPI Loss:	145	RECORD	PCT. RANK	GAMES	SCHEDULE	OF SCHEDULE	RPI	RPI	RPI	RPI
DIV. I ONLY	3- 6	238	0- 1	175	260	253	253	18	18	
DIV. I NON-CONF.	3- 6	238	0- 1	175	260	253	253	18	18	

TOTALS	RPI 1-25	RPI 26-50	W-L RECORDS	RPI 51-100	RPI 101-150	RPI 150+				
3- 6	0- 0	0- 1	OVERALL	0- 0	0- 1	3- 4				
2- 3	0- 0	0- 0	HOME	0- 0	0- 1	2- 2				
1- 3	0- 0	0- 1	AWAY	0- 0	0- 0	1- 2				
0- 0	0- 0	0- 0	NEUTRAL	0- 0	0- 0	0- 0				
3- 6	0- 0	0- 1	NON-CONFERENCE	0- 0	0- 1	3- 4				
2- 3	0- 0	0- 0	HOME	0- 0	0- 1	2- 2				
1- 3	0- 0	0- 1	AWAY	0- 0	0- 0	1- 2				
0- 0	0- 0	0- 0	NEUTRAL	0- 0	0- 0	0- 0				
0- 0	0- 0	0- 0	CONFERENCE	0- 0	0- 0	0- 0				
0- 0	0- 0	0- 0	HOME	0- 0	0- 0	0- 0				
0- 0	0- 0	0- 0	AWAY	0- 0	0- 0	0- 0				
0- 0	0- 0	0- 0	NEUTRAL	0- 0	0- 0	0- 0				

RPI 1-25				RPI 26-50				RPI 51-100				RPI 101+ Team's RPI : 253			
RPI	S	Opponent	Score	RPI	S	Opponent	Score	RPI	S	Opponent	Score	RPI	S	Opponent	Score
				31	A	Tulane	45 88					119	H	Bradley	59 80
												169	A	Little Rock	38 61
												178	A	Furman	57 73
												182	H	Hampton	68 72
												192	H	Georgia St.	59 75
												285	H	Richmond	69 55
												293	A	Siena	70 66
												322	H	Lafayette	53 49
LAST 12 Division I GAMES:															
				293	A	Siena	70 66					119	H	Bradley	59 80
				31	A	Tulane	45 88					178	A	Furman	57 73
				322	H	Lafayette	53 49					182	H	Hampton	68 72
				285	H	Richmond	69 55								
				169	A	Little Rock	38 61								
				192	H	Georgia St.	59 75								

Non-Div I Games:

Fla. Atlantic

Average RPI Win:	255	WON-LOST	WINNING	LAST 10	STRENGTH OF	OPP. STRENGTH	TEAM	ADJ.	CONF.	ADJ CONF.
Average RPI Loss:	87	RECORD	PCT. RANK	GAMES	SCHEDULE	OF SCHEDULE	RPI	RPI	RPI	RPI
DIV. I ONLY	3- 6	238	1- 0	43	185	199	199	5	5	
DIV. I NON-CONF.	3- 6	238	1- 0	43	185	199	199	5	5	

TOTALS	RPI 1-25	RPI 26-50	W-L RECORDS	RPI 51-100	RPI 101-150	RPI 150+				
3- 6	0- 2	0- 1	OVERALL	0- 1	0- 1	3- 1				
3- 3	0- 0	0- 1	HOME	0- 1	0- 0	3- 1				
0- 3	0- 2	0- 0	AWAY	0- 0	0- 1	0- 0				
0- 0	0- 0	0- 0	NEUTRAL	0- 0	0- 0	0- 0				
3- 6	0- 2	0- 1	NON-CONFERENCE	0- 1	0- 1	3- 1				
3- 3	0- 0	0- 1	HOME	0- 1	0- 0	3- 1				
0- 3	0- 2	0- 0	AWAY	0- 0	0- 1	0- 0				
0- 0	0- 0	0- 0	NEUTRAL	0- 0	0- 0	0- 0				
0- 0	0- 0	0- 0	CONFERENCE	0- 0	0- 0	0- 0				
0- 0	0- 0	0- 0	HOME	0- 0	0- 0	0- 0				
0- 0	0- 0	0- 0	AWAY	0- 0	0- 0	0- 0				
0- 0	0- 0	0- 0	NEUTRAL	0- 0	0- 0	0- 0				

RPI 1-25				RPI 26-50				RPI 51-100				RPI 101+ Team's RPI: 199			
RPI	S	Opponent	Score	RPI	S	Opponent	Score	RPI	S	Opponent	Score	RPI	S	Opponent	Score
15	A	Indiana	64 83	29	H	Northeastern	66 79	62	H	Northwestern	74 83	136	A	Mercer	82 92
22	A	Florida St.	56 63									187	H	Texas Tech	72 67
												242	H	Bethune-Cookman	64 53
												258	H	Gardner-Webb	58 60
												337	H	Florida A&M	62 38

LAST 12 Division I GAMES:															
62	H	Northwestern	74 83	337	H	Florida A&M	62 38	242	H	Bethune-Cookman	64 53	187	H	Texas Tech	72 67
136	A	Mercer	82 92	29	H	Northeastern	66 79	15	A	Indiana	64 83				
22	A	Florida St.	56 63												
258	H	Gardner-Webb	58 60												

Non-Div I Games:

Florida

Average RPI Win:	0	WON-LOST	WINNING	LAST 10	STRENGTH OF	OPP. STRENGTH	TEAM	ADJ.	CONF.	ADJ CONF.
Average RPI Loss:	208	RECORD	PCT. RANK	GAMES	SCHEDULE	OF SCHEDULE	RPI	RPI	RPI	RPI

DIV. I ONLY	0- 6	328	0- 1	239	271	337	337	32	32
DIV. I NON-CONF.	0- 6	328	0- 1	239	271	337	337	32	32

TOTALS	RPI 1-25	RPI 26-50	W-L RECORDS	RPI 51-100	RPI 101-150	RPI 150+			
0- 6	0- 1	0- 0	OVERALL	0- 0	0- 0	0- 5			
0- 1	0- 0	0- 0	HOME	0- 0	0- 0	0- 1			
0- 4	0- 1	0- 0	AWAY	0- 0	0- 0	0- 3			
0- 1	0- 0	0- 0	NEUTRAL	0- 0	0- 0	0- 1			
0- 6	0- 1	0- 0	NON-CONFERENCE	0- 0	0- 0	0- 5			
0- 1	0- 0	0- 0	HOME	0- 0	0- 0	0- 1			
0- 4	0- 1	0- 0	AWAY	0- 0	0- 0	0- 3			
0- 1	0- 0	0- 0	NEUTRAL	0- 0	0- 0	0- 1			
0- 0	0- 0	0- 0	CONFERENCE	0- 0	0- 0	0- 0			
0- 0	0- 0	0- 0	HOME	0- 0	0- 0	0- 0			
0- 0	0- 0	0- 0	AWAY	0- 0	0- 0	0- 0			
0- 0	0- 0	0- 0	NEUTRAL	0- 0	0- 0	0- 0			

RPI 1-25				RPI 26-50				RPI 51-100				RPI 101+ Team's RPI: 337			
RPI	S	Opponent	Score	RPI	S	Opponent	Score	RPI	S	Opponent	Score	RPI	S	Opponent	Score
12	A	Tennessee	31 96									199	A	Florida	38 62
												224	H	Jacksonville St.	31 62
												229	A	North Florida	53 64
												260	N	Omaha	50 57
												325	A	FIU	54 77

LAST 12 Division I GAMES:															
260	N	Omaha	50 57	325	A	FIU	54 77	12	A	Tennessee	31 96	229	A	North Florida	53 64
199	A	Florida	38 62					224	H	Jacksonville St.	31 62				

Non-Div I Games: Edward Waters 70 64

Florida A&M

Average RPI Win:	162	WON-LOST	WINNING	LAST 10	STRENGTH OF	OPP. STRENGTH	TEAM	ADJ.	CONF.	ADJ CONF.
Average RPI Loss:	70	RECORD	PCT. RANK	GAMES	SCHEDULE	OF SCHEDULE	RPI	RPI	RPI	RPI

DIV. I ONLY	9- 1	19	1- 0	89	86	22	22	1	1
DIV. I NON-CONF.	9- 1	19	1- 0	89	86	22	22	1	1
TOTALS	RPI 1-25	RPI 26-50	W-L RECORDS	RPI 51-100	RPI 101-150	RPI 150+			
9- 1	1- 0	0- 0	OVERALL	1- 1	2- 0	5- 0			
5- 1	0- 0	0- 0	HOME	0- 1	1- 0	4- 0			
2- 0	0- 0	0- 0	AWAY	1- 0	1- 0	0- 0			
2- 0	1- 0	0- 0	NEUTRAL	0- 0	0- 0	1- 0			
9- 1	1- 0	0- 0	NON-CONFERENCE	1- 1	2- 0	5- 0			
5- 1	0- 0	0- 0	HOME	0- 1	1- 0	4- 0			
2- 0	0- 0	0- 0	AWAY	1- 0	1- 0	0- 0			
2- 0	1- 0	0- 0	NEUTRAL	0- 0	0- 0	1- 0			
0- 0	0- 0	0- 0	CONFERENCE	0- 0	0- 0	0- 0			
0- 0	0- 0	0- 0	HOME	0- 0	0- 0	0- 0			
0- 0	0- 0	0- 0	AWAY	0- 0	0- 0	0- 0			
0- 0	0- 0	0- 0	NEUTRAL	0- 0	0- 0	0- 0			

RPI S	RPI 1-25	Team's RPI: 22	RPI S	RPI 26-50	Score	RPI S	RPI 51-100	Score	RPI S	RPI 101+	Score
20 N	Iowa	71 67				64 A	St. John's (NY)	57 53	112 H	Penn St.	87 58
						70 H	LSU	45 58	136 A	Mercer	57 56
									199 H	Florida	63 56
									200 H	Troy	103 67
									229 H	North Florida	74 53
									238 H	Jacksonville	79 46
									262 N	Eastern Ky.	62 45
LAST 12 Division I GAMES:											
136 A	Mercer	57 56	20 N	Iowa	71 67	64 A	St. John's (NY)	57 53			
112 H	Penn St.	87 58				229 H	North Florida	74 53			
262 N	Eastern Ky.	62 45				200 H	Troy	103 67			
70 H	LSU	45 58									
238 H	Jacksonville	79 46									
199 H	Florida	63 56									

Non-Div I Games:

Florida St.

Average RPI Win:	229	WON-LOST	WINNING	LAST 10	STRENGTH OF	OPP. STRENGTH	TEAM	ADJ.	CONF.	ADJ CONF.
Average RPI Loss:	97	RECORD	PCT. RANK	GAMES	SCHEDULE	OF SCHEDULE	RPI	RPI	RPI	RPI
DIV. I ONLY	6- 5	158	0- 1	158	126	161	161	16	16	
DIV. I NON-CONF.	6- 5	158	0- 1	158	126	161	161	16	16	

TOTALS	RPI 1-25	RPI 26-50	W-L RECORDS	RPI 51-100	RPI 101-150	RPI 150+				
6- 5	0- 0	0- 1	OVERALL	2- 1	0- 2	4- 1				
4- 1	0- 0	0- 0	HOME	1- 0	0- 1	3- 0				
0- 3	0- 0	0- 1	AWAY	0- 0	0- 1	0- 1				
2- 1	0- 0	0- 0	NEUTRAL	1- 1	0- 0	1- 0				
6- 5	0- 0	0- 1	NON-CONFERENCE	2- 1	0- 2	4- 1				
4- 1	0- 0	0- 0	HOME	1- 0	0- 1	3- 0				
0- 3	0- 0	0- 1	AWAY	0- 0	0- 1	0- 1				
2- 1	0- 0	0- 0	NEUTRAL	1- 1	0- 0	1- 0				
0- 0	0- 0	0- 0	CONFERENCE	0- 0	0- 0	0- 0				
0- 0	0- 0	0- 0	HOME	0- 0	0- 0	0- 0				
0- 0	0- 0	0- 0	AWAY	0- 0	0- 0	0- 0				
0- 0	0- 0	0- 0	NEUTRAL	0- 0	0- 0	0- 0				

RPI	S	Opponent	Score	RPI	S	Opponent	Score	RPI	S	Opponent	Score	RPI	S	Opponent	Score
29	A	Northeastern	54 58	51	N	Texas	54 72	112	H	Penn St.	55 72	128	A	Pittsburgh	62 65
				58	N	Washington	65 57	164	A	Georgetown	38 58	281	H	Columbia	68 49
				72	H	Charlotte	71 64	295	N	Ball St.	78 70	333	H	Manhattan	65 61
								336	H	Wagner	80 59				
LAST 12 Division I GAMES:															
333	H	Manhattan	65 61	51	N	Texas	54 72								
164	A	Georgetown	38 58	58	N	Washington	65 57								
295	N	Ball St.	78 70	281	H	Columbia	68 49								
72	H	Charlotte	71 64	128	A	Pittsburgh	62 65								
112	H	Penn St.	55 72	336	H	Wagner	80 59								
29	A	Northeastern	54 58												

Non-Div I Games:

Fordham

Average RPI	Win: 221	WON-LOST	WINNING	LAST 10	STRENGTH OF	OPP. STRENGTH	TEAM	ADJ.	CONF.	ADJ CONF.
Average RPI	Loss: 86	RECORD	PCT. RANK	GAMES	SCHEDULE	OF SCHEDULE	RPI	RPI	RPI	RPI
DIV. I ONLY	5- 3	112	1- 0	185	137	118	118	9	9	
DIV. I NON-CONF.	5- 3	112	1- 0	185	137	118	118	9	9	

TOTALS	RPI 1-25	RPI 26-50	W-L RECORDS	RPI 51-100	RPI 101-150	RPI 150+				
5- 3	0- 0	0- 1	OVERALL	0- 1	1- 1	4- 0				
4- 0	0- 0	0- 0	HOME	0- 0	1- 0	3- 0				
1- 3	0- 0	0- 1	AWAY	0- 1	0- 1	1- 0				
0- 0	0- 0	0- 0	NEUTRAL	0- 0	0- 0	0- 0				
5- 3	0- 0	0- 1	NON-CONFERENCE	0- 1	1- 1	4- 0				
4- 0	0- 0	0- 0	HOME	0- 0	1- 0	3- 0				
1- 3	0- 0	0- 1	AWAY	0- 1	0- 1	1- 0				
0- 0	0- 0	0- 0	NEUTRAL	0- 0	0- 0	0- 0				
0- 0	0- 0	0- 0	CONFERENCE	0- 0	0- 0	0- 0				
0- 0	0- 0	0- 0	HOME	0- 0	0- 0	0- 0				
0- 0	0- 0	0- 0	AWAY	0- 0	0- 0	0- 0				
0- 0	0- 0	0- 0	NEUTRAL	0- 0	0- 0	0- 0				

RPI 1-25				RPI 26-50				RPI 51-100				RPI 101+ Team's RPI: 118			
RPI	S	Opponent	Score	RPI	S	Opponent	Score	RPI	S	Opponent	Score	RPI	S	Opponent	Score
				41	A	UCLA	80 89	80	A	Southern Cal i forni a	61 62	137	A	Northern Ari z.	73 86
												141	H	Santa Clara	80 53
												184	H	Milwaukee	65 48
												196	H	UT Ar lington	70 61
												271	A	Eastern Wash.	68 58
												312	H	Cal Poly	76 58
LAST 12 Division I GAMES:															
184	H	Milwaukee	65 48	141	H	Santa Clara	80 53	41	A	UCLA	80 89	271	A	Eastern Wash.	68 58
312	H	Cal Poly	76 58	80	A	Southern Cal i forni a	61 62	196	H	UT Ar lington	70 61				
137	A	Northern Ari z.	73 86												

Non-Div I Games:

Fresno St.

Average RPI Win: 259
Average RPI Loss: 117

WON-LOST
RECORD

WINNING
PCT. RANK

LAST 10
GAMES

STRENGTH OF
SCHEDULE

OPP. STRENGTH
OF SCHEDULE

TEAM
RPI

ADJ.
RPI

CONF.
RPI

ADJ CONF.
RPI

DIV. I ONLY	5- 4	147	1- 0	190	195	178	178	26	26
DIV. I NON-CONF.	5- 4	147	1- 0	190	195	178	178	26	26
TOTALS	RPI 1-25	RPI 26-50	W-L RECORDS	RPI 51-100	RPI 101-150	RPI 150+			
5- 4	0- 1	0- 0	OVERALL	0- 1	0- 1	5- 1			
4- 1	0- 0	0- 0	HOME	0- 1	0- 0	4- 0			
1- 3	0- 1	0- 0	AWAY	0- 0	0- 1	1- 1			
0- 0	0- 0	0- 0	NEUTRAL	0- 0	0- 0	0- 0			
5- 4	0- 1	0- 0	NON-CONFERENCE	0- 1	0- 1	5- 1			
4- 1	0- 0	0- 0	HOME	0- 1	0- 0	4- 0			
1- 3	0- 1	0- 0	AWAY	0- 0	0- 1	1- 1			
0- 0	0- 0	0- 0	NEUTRAL	0- 0	0- 0	0- 0			
0- 0	0- 0	0- 0	CONFERENCE	0- 0	0- 0	0- 0			
0- 0	0- 0	0- 0	HOME	0- 0	0- 0	0- 0			
0- 0	0- 0	0- 0	AWAY	0- 0	0- 0	0- 0			
0- 0	0- 0	0- 0	NEUTRAL	0- 0	0- 0	0- 0			

RPI	S	Opponent	Score
21	A	Mississippi St.	41 106

RPI	S	Opponent	Score
-----	---	----------	-------

RPI	S	Opponent	Score
65	H	Middle Tenn.	71 78

RPI	S	Opponent	Score
145	A	Georgia	38 61
167	H	UNC Asheville	58 47
237	A	Kennesaw St.	63 74
253	H	Fla. Atlantic	73 57
258	H	Gardner-Webb	70 57
301	A	Col. of Charleston	70 67
314	H	USC Upstate	78 67

LAST 12 Division I GAMES:

253	H	Fla. Atlantic	73	57	167	H	UNC Asheville	58	47
258	H	Gardner-Webb	70	57	301	A	Col. of Charleston	70	67
145	A	Georgia	38	61	21	A	Mississippi St.	41	106
					314	H	USC Upstate	78	67
					237	A	Kennesaw St.	63	74
					65	H	Middle Tenn.	71	78

Non-Div I Games:

Coker

71 42

Furman

Average RPI		Win: 304	WON-LOST RECORD	WINNING PCT. RANK	LAST 10 GAMES	STRENGTH OF SCHEDULE	OPP. STRENGTH OF SCHEDULE	TEAM RPI	ADJ. RPI	CONF. RPI	ADJ. CONF. RPI
Loss: 145											
DIV. I ONLY			3- 5	217	1- 0	219	305	243	243	19	19
DIV. I NON-CONF.			3- 5	217	1- 0	219	305	243	243	19	19
TOTALS		RPI 1-25		RPI 26-50		W-L RECORDS	RPI 51-100	RPI 101-150		RPI 150+	
3- 5	0- 0			0- 1		OVERALL	0- 0	0- 2		3- 2	
1- 2	0- 0			0- 0		HOME	0- 0	0- 1		1- 1	
2- 3	0- 0			0- 1		AWAY	0- 0	0- 1		2- 1	
0- 0	0- 0			0- 0		NEUTRAL	0- 0	0- 0		0- 0	
3- 5	0- 0			0- 1		NON-CONFERENCE	0- 0	0- 2		3- 2	
1- 2	0- 0			0- 0		HOME	0- 0	0- 1		1- 1	
2- 3	0- 0			0- 1		AWAY	0- 0	0- 1		2- 1	
0- 0	0- 0			0- 0		NEUTRAL	0- 0	0- 0		0- 0	
0- 0	0- 0			0- 0		CONFERENCE	0- 0	0- 0		0- 0	
0- 0	0- 0			0- 0		HOME	0- 0	0- 0		0- 0	
0- 0	0- 0			0- 0		AWAY	0- 0	0- 0		0- 0	
0- 0	0- 0			0- 0		NEUTRAL	0- 0	0- 0		0- 0	

[illegible]

Non-Div I Games:

Ga. Southern

Average RPI	Win: 253	WON-LOST	WINNING	LAST 10	STRENGTH OF	OPP. STRENGTH	TEAM	ADJ.	CONF.	ADJ CONF.
Average RPI	Loss: 181	RECORD	PCT. RANK	GAMES	SCHEDULE	OF SCHEDULE	RPI	RPI	RPI	RPI
DIV. I ONLY	2- 4	238	0- 1	191	286	258	258	29	29	
DIV. I NON-CONF.	2- 4	238	0- 1	191	286	258	258	29	29	
<hr/>										
TOTALS	RPI 1-25	RPI 26-50	W-L RECORDS	RPI 51-100	RPI 101-150	RPI 150+				
2- 4	0- 0	0- 0	OVERALL	0- 0	0- 0	2- 4				
1- 2	0- 0	0- 0	HOME	0- 0	0- 0	1- 2				
1- 2	0- 0	0- 0	AWAY	0- 0	0- 0	1- 2				
0- 0	0- 0	0- 0	NEUTRAL	0- 0	0- 0	0- 0				
2- 4	0- 0	0- 0	NON-CONFERENCE	0- 0	0- 0	2- 4				
1- 2	0- 0	0- 0	HOME	0- 0	0- 0	1- 2				
1- 2	0- 0	0- 0	AWAY	0- 0	0- 0	1- 2				
0- 0	0- 0	0- 0	NEUTRAL	0- 0	0- 0	0- 0				
0- 0	0- 0	0- 0	CONFERENCE	0- 0	0- 0	0- 0				
0- 0	0- 0	0- 0	HOME	0- 0	0- 0	0- 0				
0- 0	0- 0	0- 0	AWAY	0- 0	0- 0	0- 0				
0- 0	0- 0	0- 0	NEUTRAL	0- 0	0- 0	0- 0				

RPI 1-25				RPI 26-50				RPI 51-100				RPI 101+				Team's RPI: 258
RPI	S	Opponent	Score	RPI	S	Opponent	Score	RPI	S	Opponent	Score	RPI	S	Opponent	Score	
												152	H	Mt. St. Mary's	62	69
												178	A	Furman	57	70
												185	H	Morehead St.	69	84
												199	A	Florida	60	58
												207	A	Wofford	53	59
												307	H	Davi dson	54	49
<hr/>																
LAST 12 Division I GAMES:																
185	H	Morehead St.	69	84	178	A	Furman	57	70	152	H	Mt. St. Mary's	62	69		
199	A	Florida	60	58	207	A	Wofford	53	59	307	H	Davi dson	54	49		

Non-Div I Games: Pfeiffer 82 46 Warren Wilson 100 37

Gardner-Webb

Average RPI Win: 243

Average RPI Loss: 145

WON-LOST
RECORDWINNING
PCT. RANKLAST 10
GAMESSTRENGTH OF
SCHEDULEOPP. STRENGTH
OF SCHEDULETEAM
RPIADJ.
RPICONF.
RPIADJ CONF.
RPIDIV. I ONLY
DIV. I NON-CONF.6- 4
6- 4128
1281- 0
1- 0287
287158
158165
165165
16516
1616
16

TOTALS

RPI 1-25

RPI 26-50

W-L RECORDS

RPI 51-100

RPI 101-150

RPI 150+

6- 4

0- 0

0- 0

OVERALL

0- 1

0- 2

6- 1

3- 0

0- 0

0- 0

HOME

0- 0

0- 0

3- 0

3- 4

0- 0

0- 0

AWAY

0- 1

0- 2

3- 1

0- 0

0- 0

0- 0

NEUTRAL

0- 0

0- 0

0- 0

6- 4

0- 0

0- 0

NON-CONFERENCE

0- 1

0- 2

6- 1

3- 0

0- 0

0- 0

HOME

0- 0

0- 0

3- 0

3- 4

0- 0

0- 0

AWAY

0- 1

0- 2

3- 1

0- 0

0- 0

0- 0

NEUTRAL

0- 0

0- 0

0- 0

0- 0

0- 0

0- 0

CONFERENCE

0- 0

0- 0

0- 0

0- 0

0- 0

0- 0

HOME

0- 0

0- 0

0- 0

0- 0

0- 0

0- 0

AWAY

0- 0

0- 0

0- 0

0- 0

0- 0

0- 0

NEUTRAL

0- 0

0- 0

0- 0

RPI 1-25

RPI 26-50

RPI 51-100

RPI 101+

Team's RPI: 165

RPI S Opponent Score

RPI S Opponent Score

RPI S Opponent Score

RPI S Opponent Score

58 A Washington 52 81

106 A Kansas 56 77

142 A American 71 86

163 A Air Force 78 71

210 H Delaware 72 46

226 A UMKC 91 84

262 A Eastern Ky. 91 75

273 A Howard 59 73

284 H Colgate 64 61

313 H Loyola Maryland 70 38

LAST 12 Division I GAMES:

262 A Eastern Ky. 91 75

226 A UMKC 91 84

210 H Delaware 72 46

106 A Kansas 56 77

58 A Washington 52 81

284 H Colgate 64 61

273 A Howard 59 73

142 A American 71 86

163 A Air Force 78 71

313 H Loyola Maryland 70 38

Average RPI Win: 176

Average RPI Loss: 104

WON-LOST
RECORDWINNING
PCT. RANKLAST 10
GAMESSTRENGTH OF
SCHEDULEOPP. STRENGTH
OF SCHEDULETEAM
RPIADJ.
RPICONF.
RPIADJ CONF.
RPIDIV. I ONLY
DIV. I NON-CONF.2- 8
2- 8285
2850- 1
0- 137
37153
153219
219219
21916
1616
16

TOTALS

RPI 1-25

RPI 26-50

W-L RECORDS

RPI 51-100

RPI 101-150

RPI 150+

2- 8 0- 1
2- 3 0- 0
0- 3 0- 0
0- 2 0- 10- 2
0- 2
0- 0
0- 0OVERALL
HOME
AWAY
NEUTRAL0- 3
0- 0
0- 2
0- 10- 0
0- 0
0- 0
0- 02- 2
2- 1
0- 1
0- 02- 8 0- 1
2- 3 0- 0
0- 3 0- 0
0- 2 0- 10- 2
0- 2
0- 0
0- 0NON-CONFERENCE
HOME
AWAY
NEUTRAL0- 3
0- 0
0- 2
0- 10- 0
0- 0
0- 0
0- 02- 2
2- 1
0- 1
0- 00- 0 0- 0
0- 0 0- 0
0- 0 0- 0
0- 0 0- 00- 0
0- 0
0- 0
0- 0CONFERENCE
HOME
AWAY
NEUTRAL0- 0
0- 0
0- 0
0- 00- 0
0- 0
0- 0
0- 00- 0
0- 0
0- 0
0- 0

RPI 1-25

RPI S Opponent Score
4 N NC State 61 69

RPI 26-50

RPI S Opponent Score
44 H Maryland 30 69
46 H Villanova 45 60

RPI 51-100

RPI S Opponent Score
67 N Georgia Tech 55 70
97 A South Fla. 30 63
100 A James Madison 37 50

RPI 101+

Team's RPI: 219

RPI S Opponent Score
160 H Princeton 64 49
191 H Towson 76 63
215 H Monmouth 51 55
255 A Iona 43 52

LAST 12 Division I GAMES:

97 A South Fla.	30	63	255 A Iona	43	52
46 H Villanova	45	60	44 H Maryland	30	69
215 H Monmouth	51	55	160 H Princeton	64	49
191 H Towson	76	63	100 A James Madison	37	50
4 N NC State	61	69			
67 N Georgia Tech	55	70			

Non-Div I Games:

George Washington

Average RPI	Win:	244	WON-LOST	WINNING	LAST 10	STRENGTH OF	OPP. STRENGTH	TEAM	ADJ.	CONF.	ADJ CONF.
Average RPI	Loss:	63	RECORD	PCT. RANK	GAMES	SCHEDULE	OF SCHEDULE	RPI	RPI	RPI	RPI
DIV. I ONLY		5- 5		161	0- 1	106	145	164	164	4	4
DIV. I NON-CONF.		5- 5		161	0- 1	106	145	164	164	4	4

TOTALS	RPI 1-25		RPI 26-50		W-L RECORDS	RPI 51-100		RPI 101-150		RPI 150+	
5- 5	0- 2		0- 0		OVERALL	0- 2		1- 1		4- 0	
4- 2	0- 1		0- 0		HOME	0- 1		1- 0		3- 0	
1- 1	0- 0		0- 0		AWAY	0- 1		0- 0		1- 0	
0- 2	0- 1		0- 0		NEUTRAL	0- 0		0- 1		0- 0	
5- 5	0- 2		0- 0		NON-CONFERENCE	0- 2		1- 1		4- 0	
4- 2	0- 1		0- 0		HOME	0- 1		1- 0		3- 0	
1- 1	0- 0		0- 0		AWAY	0- 1		0- 0		1- 0	
0- 2	0- 1		0- 0		NEUTRAL	0- 0		0- 1		0- 0	
0- 0	0- 0		0- 0		CONFERENCE	0- 0		0- 0		0- 0	
0- 0	0- 0		0- 0		HOME	0- 0		0- 0		0- 0	
0- 0	0- 0		0- 0		AWAY	0- 0		0- 0		0- 0	
0- 0	0- 0		0- 0		NEUTRAL	0- 0		0- 0		0- 0	

RPI 1-25				RPI 26-50				RPI 51-100				RPI 101+ Team's RPI: 164			
RPI	S	Opponent	Score	RPI	S	Opponent	Score	RPI	S	Opponent	Score	RPI	S	Opponent	Score
4	H	NC State	65 76					83	H	VCU	45 47	113	N	Buffal o	64 73
13	N	Bayl or	46 67					100	A	James Madi son	57 69	128	H	Pi ttsburgh	70 41
												161	H	Fordham	58 38
												285	A	Ri chmond	73 53
												313	H	Loyol a Maryl and	45 30
												334	H	UMES	74 55
LAST 12 Di vi si on I GAMES:															
161	H	Fordham	58 38	4	H	NC State	65 76								
13	N	Bayl or	46 67	83	H	VCU	45 47								
113	N	Buffal o	64 73	334	H	UMES	74 55								
128	H	Pi ttsburgh	70 41	285	A	Ri chmond	73 53								
100	A	James Madi son	57 69												
313	H	Loyol a Maryl and	45 30												

Non-Di v I Games:

Georgetown

Average RPI	Win:	235	WON-LOST	WINNING	LAST 10	STRENGTH OF	OPP. STRENGTH	TEAM	ADJ.	CONF.	ADJ CONF.
Average RPI	Loss:	51	RECORD	PCT. RANK	GAMES	SCHEDULE	OF SCHEDULE	RPI	RPI	RPI	RPI
DIV. I ONLY		6- 3		97	1- 0	214	149	145	145	5	5
DIV. I NON-CONF.		6- 3		97	1- 0	214	149	145	145	5	5

TOTALS	RPI 1-25		RPI 26-50		W-L RECORDS	RPI 51-100		RPI 101-150		RPI 150+	
6- 3	0- 0		0- 2		OVERALL	0- 1		1- 0		5- 0	
5- 0	0- 0		0- 0		HOME	0- 0		1- 0		4- 0	
0- 2	0- 0		0- 1		AWAY	0- 1		0- 0		0- 0	
1- 1	0- 0		0- 1		NEUTRAL	0- 0		0- 0		1- 0	
6- 3	0- 0		0- 2		NON-CONFERENCE	0- 1		1- 0		5- 0	
5- 0	0- 0		0- 0		HOME	0- 0		1- 0		4- 0	
0- 2	0- 0		0- 1		AWAY	0- 1		0- 0		0- 0	
1- 1	0- 0		0- 1		NEUTRAL	0- 0		0- 0		1- 0	
0- 0	0- 0		0- 0		CONFERENCE	0- 0		0- 0		0- 0	
0- 0	0- 0		0- 0		HOME	0- 0		0- 0		0- 0	
0- 0	0- 0		0- 0		AWAY	0- 0		0- 0		0- 0	
0- 0	0- 0		0- 0		NEUTRAL	0- 0		0- 0		0- 0	

RPI 1-25				RPI 26-50				RPI 51-100				RPI 101+ Team's RPI: 145			
RPI	S	Opponent	Score	RPI	S	Opponent	Score	RPI	S	Opponent	Score	RPI	S	Opponent	Score
				41	A	UCLA	69 80	67	A	Georgi a Tech	53 63	136	H	Mercer	67 60
				44	N	Maryl and	51 58					173	H	Winthrop	85 39
												178	H	Furman	61 38
												240	H	St. Bonaventure	67 40
												338	N	Morgan St.	60 33
												345	H	Charleston So.	83 75

LAST 12 Division I GAMES:															
				338	N	Morgan St.	60 33	178	H	Furman	61 38				
				67	A	Georgi a Tech	53 63	345	H	Charleston So.	83 75				
				41	A	UCLA	69 80	136	H	Mercer	67 60				
				173	H	Winthrop	85 39	44	N	Maryl and	51 58				
				240	H	St. Bonaventure	67 40								

Non-Div I Games:

Georgia

Average RPI Win: 308

Average RPI Loss: 90

WON-LOST
RECORDWINNING
PCT. RANKLAST 10
GAMESSTRENGTH OF
SCHEDULEOPP. STRENGTH
OF SCHEDULETEAM
RPIADJ.
RPICONF.
RPIADJ CONF.
RPIDIV. I ONLY
DIV. I NON-CONF.3- 3
3- 3161
1610- 1
0- 1191
191302
302192
192192
19219
1919
19

TOTALS

RPI 1-25

RPI 26-50

W-L RECORDS

RPI 51-100

RPI 101-150

RPI 150+

3- 3
1- 1
2- 2
0- 00- 0
0- 0
0- 0
0- 00- 0
0- 0
0- 0
0- 0OVERALL
HOME
AWAY
NEUTRAL0- 2
0- 1
0- 1
0- 00- 1
0- 0
0- 1
0- 03- 0
1- 0
2- 0
0- 03- 3
1- 1
2- 2
0- 00- 0
0- 0
0- 0
0- 00- 0
0- 0
0- 0
0- 0NON-CONFERENCE
HOME
AWAY
NEUTRAL0- 2
0- 1
0- 1
0- 00- 1
0- 0
0- 1
0- 03- 0
1- 0
2- 0
0- 00- 0
0- 0
0- 0
0- 00- 0
0- 0
0- 0
0- 00- 0
0- 0
0- 0
0- 0CONFERENCE
HOME
AWAY
NEUTRAL0- 0
0- 0
0- 0
0- 00- 0
0- 0
0- 0
0- 00- 0
0- 0
0- 0
0- 0

RPI 1-25

RPI 26-50

RPI 51-100

RPI 101+

Team's RPI: 192

RPI S Opponent Score

RPI S Opponent Score

RPI S Opponent Score

RPI S Opponent Score

65 A Middle Tenn. 54 69
67 H Georgia Tech 71 78138 A Rice 49 66
253 A Fla. Atlantic 75 59
325 A FIU 67 61
347 H UNC Greensboro 70 63

LAST 12 Division I GAMES:

67 H Georgia Tech 71 78
65 A Middle Tenn. 54 69
138 A Rice 49 66
325 A FIU 67 61
253 A Fla. Atlantic 75 59
347 H UNC Greensboro 70 63

Non-Div I Games:

Georgia St.

Average RPI	Win:	202	WON-LOST	WINNING	LAST 10	STRENGTH OF	OPP. STRENGTH	TEAM	ADJ.	CONF.	ADJ CONF.
Average RPI	Loss:	88	RECORD	PCT. RANK	GAMES	SCHEDULE	OF SCHEDULE	RPI	RPI	RPI	RPI
DIV. I ONLY		7- 2		51	1- 0	211	98	67	67	1	1
DIV. I NON-CONF.		7- 2		51	1- 0	211	98	67	67	1	1

TOTALS	RPI 1-25		RPI 26-50		W-L RECORDS	RPI 51-100		RPI 101-150		RPI 150+	
7- 2	0- 0		0- 1		OVERALL	1- 0		1- 1		5- 0	
4- 0	0- 0		0- 0		HOME	0- 0		1- 0		3- 0	
1- 2	0- 0		0- 1		AWAY	0- 0		0- 1		1- 0	
2- 0	0- 0		0- 0		NEUTRAL	1- 0		0- 0		1- 0	
7- 2	0- 0		0- 1		NON-CONFERENCE	1- 0		1- 1		5- 0	
4- 0	0- 0		0- 0		HOME	0- 0		1- 0		3- 0	
1- 2	0- 0		0- 1		AWAY	0- 0		0- 1		1- 0	
2- 0	0- 0		0- 0		NEUTRAL	1- 0		0- 0		1- 0	
0- 0	0- 0		0- 0		CONFERENCE	0- 0		0- 0		0- 0	
0- 0	0- 0		0- 0		HOME	0- 0		0- 0		0- 0	
0- 0	0- 0		0- 0		AWAY	0- 0		0- 0		0- 0	
0- 0	0- 0		0- 0		NEUTRAL	0- 0		0- 0		0- 0	

RPI 1-25				RPI 26-50				RPI 51-100				Team's RPI: 67				RPI 101+			
RPI	S	Opponent	Score	RPI	S	Opponent	Score	RPI	S	Opponent	Score	RPI	S	Opponent	Score	RPI	S	Opponent	Score
				44	A	Maryl and	54 67					68	N	Idaho St.	74 51	132	A	Houston	89 95
																145	H	Georgi a	63 53
																192	A	Georgi a St.	78 71
																219	N	George Washi ngton	70 55
																220	H	Appal achi an St.	71 53
																244	H	Alabama St.	69 42
																327	H	Western Caro.	84 49
LAST 12 Division I GAMES:																			
				192	A	Georgi a St.	78 71					244	H	Al abama St.	69 42				
				44	A	Maryl and	54 67					220	H	Appal achi an St.	71 53				
				68	N	Idaho St.	74 51					132	A	Houston	89 95				
				219	N	George Washi ngton	70 55												
				145	H	Georgi a	63 53												
				327	H	Western Caro.	84 49												

Non-Div I Games:

Georgia Tech

Average RPI Win: 135

Average RPI Loss: 1

WON-LOST
RECORDWINNING
PCT. RANKLAST 10
GAMESSTRENGTH OF
SCHEDULEOPP. STRENGTH
OF SCHEDULETEAM
RPIADJ.
RPICONF.
RPIADJ CONF.
RPIDIV. I ONLY
DIV. I NON-CONF.9- 1
9- 119
191- 0
1- 0123
1231
116
1616
167
77
7

TOTALS

RPI 1-25

RPI 26-50

W-L RECORDS

RPI 51-100

RPI 101-150

RPI 150+

9- 1

1- 1

0- 0

OVERALL

2- 0

2- 0

4- 0

5- 0

1- 0

0- 0

HOME

2- 0

1- 0

1- 0

2- 0

0- 0

0- 0

AWAY

0- 0

0- 0

2- 0

2- 1

0- 1

0- 0

NEUTRAL

0- 0

1- 0

1- 0

9- 1

1- 1

0- 0

NON-CONFERENCE

2- 0

2- 0

4- 0

5- 0

1- 0

0- 0

HOME

2- 0

1- 0

1- 0

2- 0

0- 0

0- 0

AWAY

0- 0

0- 0

2- 0

2- 1

0- 1

0- 0

NEUTRAL

0- 0

1- 0

1- 0

0- 0

0- 0

0- 0

CONFERENCE

0- 0

0- 0

0- 0

0- 0

0- 0

0- 0

HOME

0- 0

0- 0

0- 0

0- 0

0- 0

0- 0

AWAY

0- 0

0- 0

0- 0

0- 0

0- 0

0- 0

NEUTRAL

0- 0

0- 0

0- 0

RPI 1-25

Team's RPI: 16

RPI 26-50

RPI 51-100

RPI 101+

RPI	S	Opponent	Score
1	N	Notre Dame	65 81
19	H	Stanford	79 73

RPI	S	Opponent	Score
-----	---	----------	-------

RPI	S	Opponent	Score
55	H	Montana	76 52
68	H	Idaho St.	70 51

RPI	S	Opponent	Score
102	N	Rutgers	57 40
131	H	Colorado St.	50 39
162	N	Western Ky.	76 55
183	H	Washington St.	76 53
222	A	UNLV	70 59
271	A	Eastern Wash.	63 51

LAST 12 Division I GAMES:

131	H	Colorado St.	50 39
1	N	Notre Dame	65 81
222	A	UNLV	70 59
68	H	Idaho St.	70 51
271	A	Eastern Wash.	63 51
55	H	Montana	76 52

162	N	Western Ky.	76 55
102	N	Rutgers	57 40
183	H	Washington St.	76 53
19	H	Stanford	79 73

Non-Div I Games:

Gonzaga

Average RPI	Win: 319	WON-LOST	WINNING	LAST 10	STRENGTH OF	OPP. STRENGTH	TEAM	ADJ.	CONF.	ADJ CONF.
Average RPI	Loss: 155	RECORD	PCT. RANK	GAMES	SCHEDULE	OF SCHEDULE	RPI	RPI	RPI	RPI
DIV. I ONLY	1- 6	299	0- 1	74	289	257	257	27	27	
DIV. I NON-CONF.	1- 6	299	0- 1	74	289	257	257	27	27	

TOTALS	RPI 1-25	RPI 26-50	W-L RECORDS	RPI 51-100	RPI 101-150	RPI 150+				
1- 6	0- 0	0- 1	OVERALL	0- 1	0- 1	1- 3				
1- 0	0- 0	0- 0	HOME	0- 0	0- 0	1- 0				
0- 6	0- 0	0- 1	AWAY	0- 1	0- 1	0- 3				
0- 0	0- 0	0- 0	NEUTRAL	0- 0	0- 0	0- 0				
1- 6	0- 0	0- 1	NON-CONFERENCE	0- 1	0- 1	1- 3				
1- 0	0- 0	0- 0	HOME	0- 0	0- 0	1- 0				
0- 6	0- 0	0- 1	AWAY	0- 1	0- 1	0- 3				
0- 0	0- 0	0- 0	NEUTRAL	0- 0	0- 0	0- 0				
0- 0	0- 0	0- 0	CONFERENCE	0- 0	0- 0	0- 0				
0- 0	0- 0	0- 0	HOME	0- 0	0- 0	0- 0				
0- 0	0- 0	0- 0	AWAY	0- 0	0- 0	0- 0				
0- 0	0- 0	0- 0	NEUTRAL	0- 0	0- 0	0- 0				

RPI 1-25				RPI 26-50				RPI 51-100				RPI 101+				Team's RPI: 257
RPI	S	Opponent	Score	RPI	S	Opponent	Score	RPI	S	Opponent	Score	RPI	S	Opponent	Score	
				45	A	Auburn	48 97	82	A	Al abama	55 73	106	A	Kansas	45 76	
												196	A	UT Ar lington	54 78	
												231	A	Wi chi ta St.	61 70	
												267	A	Southern Mi ss.	47 68	
												319	H	McNeese	75 51	
LAST 12 Di vi si on I GAMES:																
				45	A	Auburn	48 97	231	A	Wi chi ta St.	61 70					
								106	A	Kansas	45 76					
								82	A	Al abama	55 73					
								196	A	UT Ar lington	54 78					
								267	A	Southern Mi ss.	47 68					
								319	H	McNeese	75 51					

Non-Di v I Games:

Grambl ing

Grand Canyon

Through Games Of Dec. 12, 2018

Average RPI Win: 317

Average RPI Loss: 157

WON-LOST
RECORDWINNING
PCT. RANKLAST 10
GAMESSTRENGTH OF
SCHEDULEOPP. STRENGTH
OF SCHEDULETEAM
RPIADJ.
RPICONF.
RPIADJ CONF.
RPIDIV. I ONLY
DIV. I NON-CONF.2- 6
2- 6262
2620- 1
0- 1293
293249
249332
332332
33230
3030
30

TOTALS

RPI 1-25

RPI 26-50

W-L RECORDS

RPI 51-100

RPI 101-150

RPI 150+

2- 6
2- 3
0- 3
0- 00- 0
0- 0
0- 0
0- 00- 0
0- 0
0- 0
0- 0OVERALL
HOME
AWAY
NEUTRAL0- 2
0- 2
0- 0
0- 00- 1
0- 1
0- 0
0- 02- 3
2- 0
0- 3
0- 02- 6
2- 3
0- 3
0- 00- 0
0- 0
0- 0
0- 00- 0
0- 0
0- 0
0- 0NON-CONFERENCE
HOME
AWAY
NEUTRAL0- 2
0- 2
0- 0
0- 00- 1
0- 1
0- 0
0- 02- 3
2- 0
0- 3
0- 00- 0
0- 0
0- 0
0- 00- 0
0- 0
0- 0
0- 00- 0
0- 0
0- 0
0- 0CONFERENCE
HOME
AWAY
NEUTRAL0- 0
0- 0
0- 0
0- 00- 0
0- 0
0- 0
0- 00- 0
0- 0
0- 0
0- 0

RPI 1-25

RPI 26-50

RPI 51-100

RPI 101+

Team's RPI: 332

RPI S Opponent Score

RPI S Opponent Score

RPI S Opponent Score

RPI S Opponent Score

55 H Montana 47 69
91 H Portland St. 55 60125 H Indiana St. 81 88
177 A East Carolina 47 59
189 A UNCW 55 77
283 H Incarnate Word 74 63
302 A UC Santa Barbara 55 66
350 H LIU Brooklyn 65 62

LAST 12 Division I GAMES:

91 H Portland St.	55 60	189 A UNCW	55 77
55 H Montana	47 69	177 A East Carolina	47 59
302 A UC Santa Barbara	55 66	283 H Incarnate Word	74 63
350 H LIU Brooklyn	65 62		
125 H Indiana St.	81 88		

Grand Canyon

Grand Canyon

Non-Div I Games:

Grand Canyon

■ Loss,
 ■ Non-Conf,
 S Site,
 ■ Home
 ■ Away
 N Neutral

Average RPI	Win:	90	WON-LOST	WINNING	LAST 10	STRENGTH OF	OPP. STRENGTH	TEAM	ADJ.	CONF.	ADJ CONF.
Average RPI	Loss:	31	RECORD	PCT. RANK	GAMES	SCHEDULE	OF SCHEDULE	RPI	RPI	RPI	RPI
DIV. I ONLY		4- 4		161	1- 0	9	26	27	27	15	15
DIV. I NON-CONF.		4- 4		161	1- 0	9	26	27	27	15	15

TOTALS	RPI 1-25		RPI 26-50		W-L RECORDS	RPI 51-100		RPI 101-150		RPI 150+	
4- 4	0- 2		0- 1		OVERALL	3- 1		1- 0		0- 0	
3- 1	0- 0		0- 0		HOME	2- 1		1- 0		0- 0	
1- 3	0- 2		0- 1		AWAY	1- 0		0- 0		0- 0	
0- 0	0- 0		0- 0		NEUTRAL	0- 0		0- 0		0- 0	
4- 4	0- 2		0- 1		NON-CONFERENCE	3- 1		1- 0		0- 0	
3- 1	0- 0		0- 0		HOME	2- 1		1- 0		0- 0	
1- 3	0- 2		0- 1		AWAY	1- 0		0- 0		0- 0	
0- 0	0- 0		0- 0		NEUTRAL	0- 0		0- 0		0- 0	
0- 0	0- 0		0- 0		CONFERENCE	0- 0		0- 0		0- 0	
0- 0	0- 0		0- 0		HOME	0- 0		0- 0		0- 0	
0- 0	0- 0		0- 0		AWAY	0- 0		0- 0		0- 0	
0- 0	0- 0		0- 0		NEUTRAL	0- 0		0- 0		0- 0	

RPI 1-25				RPI 26-50				Team's RPI: 27				RPI 51-100				RPI 101+			
RPI	S	Opponent	Score	RPI	S	Opponent	Score	RPI	S	Opponent	Score	RPI	S	Opponent	Score	RPI	S	Opponent	Score
11	A	South Dakota St.	47 77	34	A	DePaul	64 73	52	H	Maine	70 39	147	H	Wisconsin	55 46				
17	A	South Dakota	49 55					62	H	Northwestern	55 57								
								75	A	Missouri	56 49								
								86	H	Dayton	51 35								
LAST 12 Division I GAMES:																			
86	H	Dayton	51 35	147	H	Wisconsin	55 46												
52	H	Maine	70 39	17	A	South Dakota	49 55												
75	A	Missouri	56 49	11	A	South Dakota St.	47 77												
34	A	DePaul	64 73																
62	H	Northwestern	55 57																

Non-Div I Games:

Green Bay

Average RPI Win: 206
Average RPI Loss: 104

WON-LOST
RECORD

WINNING
PCT. RANK

LAST 10
GAMES

STRENGTH OF
SCHEDULE

OPP. STRENGTH
OF SCHEDULE

TEAM
RPI

ADJ.
RPI

CONF.
RPI

ADJ CONF.
RPI

DIV. I ONLY
DIV. I NON-CONF.

3- 3
3- 3

161
161

0- 1
0- 1

165
165

70
70

182
182

182
182

29
29

29
29

TOTALS

RPI 1-25

RPI 26-50

W-L RECORDS

RPI 51-100

RPI 101-150

RPI 150+

3- 3 0- 1
2- 2 0- 0
1- 1 0- 1
0- 0 0- 0

0- 0
0- 0
0- 0
0- 0

OVERALL
HOME
AWAY
NEUTRAL

1- 1
1- 1
0- 0
0- 0

0- 0
0- 0
0- 0
0- 0

2- 1
1- 1
1- 0
0- 0

3- 3 0- 1
2- 2 0- 0
1- 1 0- 1
0- 0 0- 0

0- 0
0- 0
0- 0
0- 0

NON-CONFERENCE
HOME
AWAY
NEUTRAL

1- 1
1- 1
0- 0
0- 0

0- 0
0- 0
0- 0
0- 0

2- 1
1- 1
1- 0
0- 0

0- 0 0- 0
0- 0 0- 0
0- 0 0- 0
0- 0 0- 0

0- 0
0- 0
0- 0
0- 0

CONFERENCE
HOME
AWAY
NEUTRAL

0- 0
0- 0
0- 0
0- 0

0- 0
0- 0
0- 0
0- 0

0- 0
0- 0
0- 0
0- 0

RPI 1-25

RPI S Opponent Score
4 A NC State 51 83

RPI 26-50

RPI S Opponent Score

RPI 51-100

RPI S Opponent Score
96 H Chattanooga 50 58
100 H James Madison 72 65

RPI 101+

Team's RPI: 182

RPI S Opponent Score
213 H Elon 62 77
253 A Fla. Atlantic 72 68
265 H Samford 64 57

LAST 12 Division I GAMES:

4 A NC State 51 83 213 H Elon 62 77
265 H Samford 64 57
100 H James Madison 72 65
96 H Chattanooga 50 58
253 A Fla. Atlantic 72 68

Hampton

Hampton

Non-Div I Games:

Hampton

Loss, Non-Conf, S Site, H Home A Away N Neutral

Average RPI	Win: 238	WON-LOST RECORD	WINNING PCT. RANK	LAST 10 GAMES	STRENGTH OF SCHEDULE	OPP. STRENGTH OF SCHEDULE	TEAM RPI	ADJ. RPI	CONF. RPI	ADJ CONF. RPI
Average RPI	Loss: 67									
DIV. I ONLY		4- 6	207	1- 0	118	46	153	153	17	17
DIV. I NON-CONF.		4- 6	207	1- 0	118	46	153	153	17	17

TOTALS	RPI 1-25	RPI 26-50	W-L RECORDS	RPI 51-100	RPI 101-150	RPI 150+				
4- 6	0- 1	0- 0	OVERALL	0- 3	1- 2	3- 0				
1- 3	0- 0	0- 0	HOME	0- 2	0- 1	1- 0				
2- 3	0- 1	0- 0	AWAY	0- 1	1- 1	1- 0				
1- 0	0- 0	0- 0	NEUTRAL	0- 0	0- 0	1- 0				
4- 6	0- 1	0- 0	NON-CONFERENCE	0- 3	1- 2	3- 0				
1- 3	0- 0	0- 0	HOME	0- 2	0- 1	1- 0				
2- 3	0- 1	0- 0	AWAY	0- 1	1- 1	1- 0				
1- 0	0- 0	0- 0	NEUTRAL	0- 0	0- 0	1- 0				
0- 0	0- 0	0- 0	CONFERENCE	0- 0	0- 0	0- 0				
0- 0	0- 0	0- 0	HOME	0- 0	0- 0	0- 0				
0- 0	0- 0	0- 0	AWAY	0- 0	0- 0	0- 0				
0- 0	0- 0	0- 0	NEUTRAL	0- 0	0- 0	0- 0				

RPI 1-25				RPI 26-50				RPI 51-100				RPI 101+				Team's RPI: 153
RPI	S	Opponent	Score	RPI	S	Opponent	Score	RPI	S	Opponent	Score	RPI	S	Opponent	Score	
1	A	Notre Dame	58 103					52	H	Maine	60 67	102	H	Rutgers	49 60	
								60	A	Purdue	65 66	117	A	Hartford	60 73	
								71	H	Quinnipiac	67 72	135	A	CSUN	75 55	
												224	N	Jacksonville St.	69 62	
												293	A	Siena	73 54	
												298	H	La Salle	88 43	

LAST 12 Division I GAMES:																
71	H	Quinnipiac	67 72	135	A	CSUN	75 55	102	H	Rutgers	49 60	52	H	Maine	60 67	
224	N	Jacksonville St.	69 62	60	A	Purdue	65 66	1	A	Notre Dame	58 103					
117	A	Hartford	60 73													
293	A	Siena	73 54													
298	H	La Salle	88 43													
60	A	Purdue	65 66													

Non-Div I Games:

Harvard

Average RPI Win: 227
Average RPI Loss: 108

WON-LOST
RECORD

WINNING
PCT. RANK

LAST 10
GAMES

STRENGTH OF
SCHEDULE

OPP. STRENGTH
OF SCHEDULE

TEAM
RPI

ADJ.
RPI

CONF.
RPI

ADJ CONF.
RPI

DIV. I ONLY
DIV. I NON-CONF.

2- 7
2- 7

274
274

0- 0
0- 0

143
143

131
131

276
276

276
276

23
23

23
23

TOTALS

RPI 1-25

RPI 26-50

W-L RECORDS

RPI 51-100

RPI 101-150

RPI 150+

2- 7
2- 5
0- 2
0- 0

0- 1
0- 1
0- 0
0- 0

0- 0
0- 0
0- 0
0- 0

OVERALL
HOME
AWAY
NEUTRAL

0- 1
0- 1
0- 0
0- 0

0- 4
0- 3
0- 1
0- 0

2- 1
2- 0
0- 1
0- 0

2- 7
2- 5
0- 2
0- 0

0- 1
0- 1
0- 0
0- 0

0- 0
0- 0
0- 0
0- 0

NON-CONFERENCE
HOME
AWAY
NEUTRAL

0- 1
0- 1
0- 0
0- 0

0- 4
0- 3
0- 1
0- 0

2- 1
2- 0
0- 1
0- 0

0- 0
0- 0
0- 0
0- 0

0- 0
0- 0
0- 0
0- 0

0- 0
0- 0
0- 0
0- 0

CONFERENCE
HOME
AWAY
NEUTRAL

0- 0
0- 0
0- 0
0- 0

0- 0
0- 0
0- 0
0- 0

0- 0
0- 0
0- 0
0- 0

RPI 1-25

RPI S Opponent Score
19 H Stanford 59 81

RPI 26-50

RPI S Opponent Score

RPI 51-100

RPI S Opponent Score
61 H Portland 65 72

RPI 101+

Team's RPI: 276

RPI S Opponent Score
103 H FGCU 67 73
134 A San Diego 50 58
140 H Pepperdine 64 65
142 H American 57 69
158 A San Diego St. 57 58
203 H Idaho 69 61
251 H Seattle U 67 51

LAST 12 Division I GAMES:

61 H Portland 65 72 203 H Idaho 69 61
134 A San Diego 50 58 19 H Stanford 59 81
158 A San Diego St. 57 58 103 H FGCU 67 73
140 H Pepperdine 64 65 142 H American 57 69
251 H Seattle U 67 51

Hawai i

Hawai i

Non-Div I Games: Hawai i Pacific 66 51

Hawai i

Loss, Non-Conf, S Site, H Home A Away N Neutral

Average RPI	Win:	346	WON-LOST	WINNING	LAST 10	STRENGTH OF	OPP. STRENGTH	TEAM	ADJ.	CONF.	ADJ CONF.
Average RPI	Loss:	121	RECORD	PCT. RANK	GAMES	SCHEDULE	OF SCHEDULE	RPI	RPI	RPI	RPI
DIV. I ONLY		2- 4		238	0- 1	205	327	269	269	29	29
DIV. I NON-CONF.		2- 4		238	0- 1	205	327	269	269	29	29

TOTALS	RPI 1-25		RPI 26-50		W-L RECORDS	RPI 51-100		RPI 101-150		RPI 150+	
2- 4	0- 1		0- 1		OVERALL	0- 0		0- 1		2- 1	
2- 0	0- 0		0- 0		HOME	0- 0		0- 0		2- 0	
0- 4	0- 1		0- 1		AWAY	0- 0		0- 1		0- 1	
0- 0	0- 0		0- 0		NEUTRAL	0- 0		0- 0		0- 0	
2- 4	0- 1		0- 1		NON-CONFERENCE	0- 0		0- 1		2- 1	
2- 0	0- 0		0- 0		HOME	0- 0		0- 0		2- 0	
0- 4	0- 1		0- 1		AWAY	0- 0		0- 1		0- 1	
0- 0	0- 0		0- 0		NEUTRAL	0- 0		0- 0		0- 0	
0- 0	0- 0		0- 0		CONFERENCE	0- 0		0- 0		0- 0	
0- 0	0- 0		0- 0		HOME	0- 0		0- 0		0- 0	
0- 0	0- 0		0- 0		AWAY	0- 0		0- 0		0- 0	
0- 0	0- 0		0- 0		NEUTRAL	0- 0		0- 0		0- 0	

RPI 1-25				RPI 26-50				RPI 51-100				RPI 101+ Team's RPI: 269			
RPI	S	Opponent	Score	RPI	S	Opponent	Score	RPI	S	Opponent	Score	RPI	S	Opponent	Score
18	A	Kentucky	49 71	47	A	Clemson	64 83					111	A	Miami (OH)	55 68
												307	A	Davidson	62 71
												344	H	N.C. Central	80 69
												347	H	UNC Greensboro	82 75
LAST 12 Division I GAMES:															
47	A	Clemson	64 83	307	A	Davidson	62 71					111	A	Miami (OH)	55 68
347	H	UNC Greensboro	82 75	18	A	Kentucky	49 71					344	H	N.C. Central	80 69

Non-Div I Games: Greensboro 102 50 Mars Hill 86 36

High Point

H
o
f
s
t
r
a

Hofstra				Through Games Of Dec. 12, 2018								
Average RPI	Win:	250	WON-LOST	WINNING	LAST 10	STRENGTH OF	OPP. STRENGTH	TEAM	ADJ.	CONF.	ADJ CONF.	
Average RPI	Loss:	173	RECORD	PCT. RANK	GAMES	SCHEDULE	OF SCHEDULE	RPI	RPI	RPI	RPI	
DIV. I ONLY		4- 6		207	1- 0	273		192	254	254	13	13
DIV. I NON-CONF.		4- 6		207	1- 0	273		192	254	254	13	13

TOTALS	RPI 1-25		RPI 26-50		W-L RECORDS	RPI 51-100		RPI 101-150		RPI 150+		
4- 6	0- 0		0- 0		OVERALL	0- 0		0- 3		4- 3		
1- 2	0- 0		0- 0		HOME	0- 0		0- 0		1- 2		
2- 2	0- 0		0- 0		AWAY	0- 0		0- 1		2- 1		
1- 2	0- 0		0- 0		NEUTRAL	0- 0		0- 2		1- 0		
4- 6	0- 0		0- 0		NON-CONFERENCE	0- 0		0- 3		4- 3		
1- 2	0- 0		0- 0		HOME	0- 0		0- 0		1- 2		
2- 2	0- 0		0- 0		AWAY	0- 0		0- 1		2- 1		
1- 2	0- 0		0- 0		NEUTRAL	0- 0		0- 2		1- 0		
0- 0	0- 0		0- 0		CONFERENCE	0- 0		0- 0		0- 0		
0- 0	0- 0		0- 0		HOME	0- 0		0- 0		0- 0		
0- 0	0- 0		0- 0		AWAY	0- 0		0- 0		0- 0		
0- 0	0- 0		0- 0		NEUTRAL	0- 0		0- 0		0- 0		

H
o
f
s
t
r
a

RPI 1-25				RPI 26-50				RPI 51-100				RPI 101+ Team's RPI: 254			
RPI	S	Opponent	Score	RPI	S	Opponent	Score	RPI	S	Opponent	Score	RPI	S	Opponent	Score
												107	N	Wright St.	64 93
												109	A	Stony Brook	49 77
												122	N	Marist	57 71
												208	A	Holy Cross	66 72
												212	H	Sacred Heart	64 70
												235	N	Stetson	53 50
												240	A	St. Bonaventure	67 59
												255	H	Iona	74 49
												268	A	UMBC	45 42
												281	H	Col umbi a	63 65

LAST 12 Division I GAMES:															
				212	H	Sacred Heart	64 70	268	A	UMBC	45 42				
				235	N	Stetson	53 50	208	A	Holy Cross	66 72				
				122	N	Marist	57 71	281	H	Col umbi a	63 65				
				107	N	Wright St.	64 93	255	H	Iona	74 49				
				240	A	St. Bonaventure	67 59								
				109	A	Stony Brook	49 77								

Non-Div I Games:

Hofstra

Average RPI	Win:	267	WON-LOST	WINNING	LAST 10	STRENGTH OF	OPP. STRENGTH	TEAM	ADJ.	CONF.	ADJ CONF.
Average RPI	Loss:	209	RECORD	PCT. RANK	GAMES	SCHEDULE	OF SCHEDULE	RPI	RPI	RPI	RPI
DIV. I ONLY		6- 3		97	0- 1	292	262	208	208	21	21
DIV. I NON-CONF.		6- 3		97	0- 1	292	262	208	208	21	21

TOTALS	RPI 1-25		RPI 26-50		W-L RECORDS	RPI 51-100		RPI 101-150		RPI 150+	
6- 3	0- 0		0- 0		OVERALL	0- 0		1- 1		5- 2	
4- 1	0- 0		0- 0		HOME	0- 0		1- 0		3- 1	
2- 2	0- 0		0- 0		AWAY	0- 0		0- 1		2- 1	
0- 0	0- 0		0- 0		NEUTRAL	0- 0		0- 0		0- 0	
6- 3	0- 0		0- 0		NON-CONFERENCE	0- 0		1- 1		5- 2	
4- 1	0- 0		0- 0		HOME	0- 0		1- 0		3- 1	
2- 2	0- 0		0- 0		AWAY	0- 0		0- 1		2- 1	
0- 0	0- 0		0- 0		NEUTRAL	0- 0		0- 0		0- 0	
0- 0	0- 0		0- 0		CONFERENCE	0- 0		0- 0		0- 0	
0- 0	0- 0		0- 0		HOME	0- 0		0- 0		0- 0	
0- 0	0- 0		0- 0		AWAY	0- 0		0- 0		0- 0	
0- 0	0- 0		0- 0		NEUTRAL	0- 0		0- 0		0- 0	

RPI 1-25				RPI 26-50				RPI 51-100				RPI 101+ Team's RPI: 208					
RPI	S	Opponent	Score	RPI	S	Opponent	Score	RPI	S	Opponent	Score	RPI	S	Opponent	Score		
												127	A	Boston Col lege	63 89		
												146	H	Rhode Isl and	73 65		
												236	H	Brown	85 89		
												247	H	Ri der	71 61		
												254	H	Hofstra	72 66		
												263	A	New Hampshi re	62 74		
												296	A	Vermont	65 40		
												315	H	UMass Lowel l	63 54		
												342	A	Al bany (NY)	56 50		
LAST 12 Di vi si on I GAMES:																	
				342	A	Al bany (NY)	56 50	263	A	New Hampshire	62 74						
				146	H	Rhode Isl and	73 65	254	H	Hofstra	72 66						
				236	H	Brown	85 89	315	H	UMass Lowell l	63 54						
				127	A	Boston Col lege	63 89	296	A	Vermont	65 40						
				247	H	Ri der	71 61										

Non-Div I Games:

Holy Cross

Houston				Through Games Of Dec. 12, 2018											
Average RPI Win:		229	WON-LOST RECORD	WINNING PCT. RANK	LAST 10 GAMES	STRENGTH OF SCHEDULE	OPP. STRENGTH OF SCHEDULE	TEAM RPI	ADJ. RPI	CONF. RPI	ADJ CONF. RPI				
Average RPI Loss:		76													
DIV. I ONLY			4- 6	207	0- 1	73	112	132	132	8	8				
DIV. I NON-CONF.			4- 6	207	0- 1	73	112	132	132	8	8				

TOTALS		RPI 1-25	RPI 26-50		W-L RECORDS		RPI 51-100	RPI 101-150	RPI 150+						
4- 6		0- 1	0- 1		OVERALL		1- 1	0- 3	3- 0						
1- 3		0- 0	0- 1		HOME		1- 0	0- 2	0- 0						
3- 3		0- 1	0- 0		AWAY		0- 1	0- 1	3- 0						
0- 0		0- 0	0- 0		NEUTRAL		0- 0	0- 0	0- 0						
4- 6		0- 1	0- 1		NON-CONFERENCE		1- 1	0- 3	3- 0						
1- 3		0- 0	0- 1		HOME		1- 0	0- 2	0- 0						
3- 3		0- 1	0- 0		AWAY		0- 1	0- 1	3- 0						
0- 0		0- 0	0- 0		NEUTRAL		0- 0	0- 0	0- 0						
0- 0		0- 0	0- 0		CONFERENCE		0- 0	0- 0	0- 0						
0- 0		0- 0	0- 0		HOME		0- 0	0- 0	0- 0						
0- 0		0- 0	0- 0		AWAY		0- 0	0- 0	0- 0						
0- 0		0- 0	0- 0		NEUTRAL		0- 0	0- 0	0- 0						

RPI 1-25				RPI 26-50				RPI 51-100				RPI 101+ Team's RPI: 132			
RPI	S	Opponent	Score	RPI	S	Opponent	Score	RPI	S	Opponent	Score	RPI	S	Opponent	Score
3	A	Cal i forni a	79 80	38	H	New Mexi co	84 89	67	H	Georgi a Tech	95 89	103	A	FGCU	71 76
								81	A	Loui si ana Tech	88 100	105	H	Texas A&M	52 68
												127	H	Boston Col lege	57 64
												281	A	Col umbi a	83 72
												283	A	Incarnate Word	79 60
												286	A	ETSU	84 77

LAST 12 Division I GAMES:															
105 H Texas A&M 52 68				286 A ETSU 84 77				103 A FGCU 71 76							
81 A Loui si ana Tech 88 100				38 H New Mexi co 84 89				281 A Col umbi a 83 72							
67 H Georgi a Tech 95 89				127 H Boston Col lege 57 64				283 A Incarnate Word 79 60							
3 A Cal i forni a 79 80															

Non-Div I Games:

Houston

Average RPI	Win:	0	WON-LOST	WINNING	LAST 10	STRENGTH OF	OPP. STRENGTH	TEAM	ADJ.	CONF.	ADJ CONF.
Average RPI	Loss:	200	RECORD	PCT. RANK	GAMES	SCHEDULE	OF SCHEDULE	RPI	RPI	RPI	RPI
DIV. I ONLY		0- 4		328	0- 0	63	323	298	298	22	22
DIV. I NON-CONF.		0- 4		328	0- 0	63	323	298	298	22	22
<hr/>											
TOTALS	RPI 1-25		RPI 26-50		W-L RECORDS	RPI 51-100		RPI 101-150		RPI 150+	
0- 4	0- 0		0- 0		OVERALL	0- 1		0- 0		0- 3	
0- 0	0- 0		0- 0		HOME	0- 0		0- 0		0- 0	
0- 4	0- 0		0- 0		AWAY	0- 1		0- 0		0- 3	
0- 0	0- 0		0- 0		NEUTRAL	0- 0		0- 0		0- 0	
0- 4	0- 0		0- 0		NON-CONFERENCE	0- 1		0- 0		0- 3	
0- 0	0- 0		0- 0		HOME	0- 0		0- 0		0- 0	
0- 4	0- 0		0- 0		AWAY	0- 1		0- 0		0- 3	
0- 0	0- 0		0- 0		NEUTRAL	0- 0		0- 0		0- 0	
0- 0	0- 0		0- 0		CONFERENCE	0- 0		0- 0		0- 0	
0- 0	0- 0		0- 0		HOME	0- 0		0- 0		0- 0	
0- 0	0- 0		0- 0		AWAY	0- 0		0- 0		0- 0	
0- 0	0- 0		0- 0		NEUTRAL	0- 0		0- 0		0- 0	

RPI 1-25				RPI 26-50				RPI 51-100				RPI 101+ Team's RPI : 298					
RPI	S	Opponent	Score	RPI	S	Opponent	Score	RPI	S	Opponent	Score	RPI	S	Opponent	Score		
								98	A	Oklahoma St.	44	77	187	A	Texas Tech	76	82
												231	A	Wichita St.	50	68	
												282	A	North Texas	75	100	
LAST 12 Division I GAMES:																	
				98	A	Oklahoma St.	44	77	231	A	Wichita St.	50	68				
				282	A	North Texas	75	100									
				187	A	Texas Tech	76	82									

Non-Div I Games: Howard Payne 93 60 Tex. A&M Int'l 81 48 McMurry 92 41 Southwest (NM) 100 57
Houston Baptist

Average RPI Win: **291**
 Average RPI Loss: **252**

WON-LOST
RECORD

WINNING
PCT. RANK

LAST 10
GAMES

STRENGTH OF
SCHEDULE

OPP. STRENGTH
OF SCHEDULE

TEAM
RPI

ADJ.
RPI

CONF.
RPI

ADJ CONF.
RPI

DIV. I ONLY	5- 3	112	0- 1	345	300	273	273	32	32
DIV. I NON-CONF.	5- 3	112	0- 1	345	300	273	273	32	32
TOTALS	RPI 1-25	RPI 26-50	W-L RECORDS	RPI 51-100	RPI 101-150	RPI 150+			
5- 3	0- 0	0- 0	OVERALL	0- 0	0- 0	5- 3			
2- 1	0- 0	0- 0	HOME	0- 0	0- 0	2- 1			
3- 2	0- 0	0- 0	AWAY	0- 0	0- 0	3- 2			
0- 0	0- 0	0- 0	NEUTRAL	0- 0	0- 0	0- 0			
5- 3	0- 0	0- 0	NON-CONFERENCE	0- 0	0- 0	5- 3			
2- 1	0- 0	0- 0	HOME	0- 0	0- 0	2- 1			
3- 2	0- 0	0- 0	AWAY	0- 0	0- 0	3- 2			
0- 0	0- 0	0- 0	NEUTRAL	0- 0	0- 0	0- 0			
0- 0	0- 0	0- 0	CONFERENCE	0- 0	0- 0	0- 0			
0- 0	0- 0	0- 0	HOME	0- 0	0- 0	0- 0			
0- 0	0- 0	0- 0	AWAY	0- 0	0- 0	0- 0			
0- 0	0- 0	0- 0	NEUTRAL	0- 0	0- 0	0- 0			

RPI	S	Opponent	Score	RPI	S	Opponent	Score	RPI	S	Opponent	Score	RPI	S	Opponent	Score	Team's RPI: 273
												165	H	George Mason	73 59	
												179	A	William & Mary	75 88	
												285	A	Ri chmond	60 67	
												293	H	Si ena	81 86	
												298	A	La Sal le	57 54	
												310	A	Ni agara	68 61	
												340	A	Fai rlei gh Di cki nson	79 58	
												341	H	NJIT	77 57	
LAST 12 Division I GAMES:																
												285	A	Ri chmond	60 67	
												310	A	Ni agara	68 61	
												165	H	George Mason	73 59	
												340	A	Fai rlei gh Di cki nson	79 58	
												293	H	Si ena	81 86	

Non-Div I Games:

Howard

Average RPI Win:	159	WON-LOST	WINNING	LAST 10	STRENGTH OF	OPP. STRENGTH	TEAM	ADJ.	CONF.	ADJ CONF.
Average RPI Loss:	89	RECORD	PCT. RANK	GAMES	SCHEDULE	OF SCHEDULE	RPI	RPI	RPI	RPI
DIV. I ONLY	5- 3	112	0- 1	39	144	33	33	15	15	
DIV. I NON-CONF.	5- 3	112	0- 1	39	144	33	33	15	15	

TOTALS	RPI 1-25	RPI 26-50	W-L RECORDS	RPI 51-100	RPI 101-150	RPI 150+				
5- 3	0- 1	0- 0	OVERALL	2- 0	1- 2	2- 0				
1- 1	0- 0	0- 0	HOME	1- 0	0- 1	0- 0				
3- 2	0- 1	0- 0	AWAY	0- 0	1- 1	2- 0				
1- 0	0- 0	0- 0	NEUTRAL	1- 0	0- 0	0- 0				
5- 3	0- 1	0- 0	NON-CONFERENCE	2- 0	1- 2	2- 0				
1- 1	0- 0	0- 0	HOME	1- 0	0- 1	0- 0				
3- 2	0- 1	0- 0	AWAY	0- 0	1- 1	2- 0				
1- 0	0- 0	0- 0	NEUTRAL	1- 0	0- 0	0- 0				
0- 0	0- 0	0- 0	CONFERENCE	0- 0	0- 0	0- 0				
0- 0	0- 0	0- 0	HOME	0- 0	0- 0	0- 0				
0- 0	0- 0	0- 0	AWAY	0- 0	0- 0	0- 0				
0- 0	0- 0	0- 0	NEUTRAL	0- 0	0- 0	0- 0				

RPI 1-25				RPI 26-50				Team's RPI: 33				RPI 51-100				RPI 101+			
RPI	S	Opponent	Score	RPI	S	Opponent	Score					RPI	S	Opponent	Score	RPI	S	Opponent	Score
20	A	Iowa	58 72									63	H	UT Martin	73 72	101	H	UNI	40 53
												83	N	VCU	63 61	125	A	Indiana St.	64 59
																147	A	Wisconsin	64 65
																232	A	Ole Miss	66 58
																294	A	UTSA	58 50
LAST 12 Division I GAMES:																			
20	A	Iowa	58 72	83	N	VCU	63 61					294	A	UTSA	58 50				
125	A	Indiana St.	64 59	147	A	Wisconsin	64 65					63	H	UT Martin	73 72				
101	H	UNI	40 53	232	A	Ole Miss	66 58												

Non-Div I Games: Purdue Northwest 101 40

IUPUI

Average RPI Win:	189	WON-LOST	WINNING	LAST 10	STRENGTH OF	OPP. STRENGTH	TEAM	ADJ.	CONF.	ADJ CONF.
Average RPI Loss:	147	RECORD	PCT. RANK	GAMES	SCHEDULE	OF SCHEDULE	RPI	RPI	RPI	RPI
DIV. I ONLY	3- 5	217	0- 1	182	106	203	203	11	11	
DIV. I NON-CONF.	3- 5	217	0- 1	182	106	203	203	11	11	

TOTALS	RPI 1-25	RPI 26-50	W-L RECORDS	RPI 51-100	RPI 101-150	RPI 150+				
3- 5	0- 1	0- 1	OVERALL	0- 0	1- 1	2- 2				
2- 0	0- 0	0- 0	HOME	0- 0	1- 0	1- 0				
1- 4	0- 1	0- 1	AWAY	0- 0	0- 0	1- 2				
0- 1	0- 0	0- 0	NEUTRAL	0- 0	0- 1	0- 0				
3- 5	0- 1	0- 1	NON-CONFERENCE	0- 0	1- 1	2- 2				
2- 0	0- 0	0- 0	HOME	0- 0	1- 0	1- 0				
1- 4	0- 1	0- 1	AWAY	0- 0	0- 0	1- 2				
0- 1	0- 0	0- 0	NEUTRAL	0- 0	0- 1	0- 0				
0- 0	0- 0	0- 0	CONFERENCE	0- 0	0- 0	0- 0				
0- 0	0- 0	0- 0	HOME	0- 0	0- 0	0- 0				
0- 0	0- 0	0- 0	AWAY	0- 0	0- 0	0- 0				
0- 0	0- 0	0- 0	NEUTRAL	0- 0	0- 0	0- 0				

RPI 1-25				RPI 26-50				RPI 51-100				RPI 101+ Team's RPI: 203			
RPI	S	Opponent	Score	RPI	S	Opponent	Score	RPI	S	Opponent	Score	RPI	S	Opponent	Score
19	A	Stanford	71 115	48	A	Wyoming	61 64					116	N	Boise St.	85 91
												135	H	CSUN	88 73
												187	A	Texas Tech	88 77
												245	H	San Francisco	70 63
												276	A	Hawaii	61 69
												277	A	Long Beach St.	63 70

LAST 12 Division I GAMES:															
276	A	Hawaii	61 69	48	A	Wyoming	61 64								
245	H	San Francisco	70 63	135	H	CSUN	88 73								
277	A	Long Beach St.	63 70												
116	N	Boise St.	85 91												
187	A	Texas Tech	88 77												
19	A	Stanford	71 115												

Non-Div I Games:

Idaho

Average RPI	Win:	235	WON-LOST	WINNING	LAST 10	STRENGTH OF	OPP. STRENGTH	TEAM	ADJ.	CONF.	ADJ CONF.
Average RPI	Loss:	65	RECORD	PCT. RANK	GAMES	SCHEDULE	OF SCHEDULE	RPI	RPI	RPI	RPI
DIV. I ONLY		4- 4		161	1- 0	32	280	68	68	11	11
DIV. I NON-CONF.		4- 4		161	1- 0	32	280	68	68	11	11

TOTALS	RPI 1-25		RPI 26-50		W-L RECORDS	RPI 51-100		RPI 101-150		RPI 150+	
4- 4	0- 1		0- 0		OVERALL	0- 3		1- 0		3- 0	
2- 0	0- 0		0- 0		HOME	0- 0		1- 0		1- 0	
1- 3	0- 1		0- 0		AWAY	0- 2		0- 0		1- 0	
1- 1	0- 0		0- 0		NEUTRAL	0- 1		0- 0		1- 0	
4- 4	0- 1		0- 0		NON-CONFERENCE	0- 3		1- 0		3- 0	
2- 0	0- 0		0- 0		HOME	0- 0		1- 0		1- 0	
1- 3	0- 1		0- 0		AWAY	0- 2		0- 0		1- 0	
1- 1	0- 0		0- 0		NEUTRAL	0- 1		0- 0		1- 0	
0- 0	0- 0		0- 0		CONFERENCE	0- 0		0- 0		0- 0	
0- 0	0- 0		0- 0		HOME	0- 0		0- 0		0- 0	
0- 0	0- 0		0- 0		AWAY	0- 0		0- 0		0- 0	
0- 0	0- 0		0- 0		NEUTRAL	0- 0		0- 0		0- 0	

RPI 1-25				RPI 26-50				RPI 51-100 Team's RPI: 68				RPI 101+			
RPI	S	Opponent	Score	RPI	S	Opponent	Score	RPI	S	Opponent	Score	RPI	S	Opponent	Score
16	A	Gonzaga	51 70					67	N	Georgi a Tech	51 74	140	H	Pepperdi ne	65 63
								77	A	Ari zona	46 71	237	N	Kennesaw St.	60 49
								99	A	Utah	60 74	274	H	Utah Valley	80 68
												289	A	Cal i forni a Baptist	72 57

LAST 12 Division I GAMES:															
16	A	Gonzaga	51 70	140	H	Pepperdi ne	65 63	274	H	Utah Valley	80 68	67	N	Georgi a Tech	51 74
77	A	Ari zona	46 71	237	N	Kennesaw St.	60 49	99	A	Utah	60 74				
289	A	Cal i forni a Baptist	72 57												

Non-Div I Games: Benedictine Mesa 88 51

Idaho St.

Average RPI Win:	250	WON-LOST	WINNING	LAST 10	STRENGTH OF	OPP. STRENGTH	TEAM	ADJ.	CONF.	ADJ CONF.
Average RPI Loss:	157	RECORD	PCT. RANK	GAMES	SCHEDULE	OF SCHEDULE	RPI	RPI	RPI	RPI

DIV. I ONLY	7- 2	51	1- 0	261	213	139	139	3	3
DIV. I NON-CONF.	7- 2	51	1- 0	261	213	139	139	3	3
TOTALS	RPI 1-25	RPI 26-50	W-L RECORDS	RPI 51-100	RPI 101-150	RPI 150+			
7- 2	0- 0	0- 1	OVERALL	0- 0	1- 0	6- 1			
6- 0	0- 0	0- 0	HOME	0- 0	1- 0	5- 0			
1- 1	0- 0	0- 1	AWAY	0- 0	0- 0	1- 0			
0- 1	0- 0	0- 0	NEUTRAL	0- 0	0- 0	0- 1			
7- 2	0- 0	0- 1	NON-CONFERENCE	0- 0	1- 0	6- 1			
6- 0	0- 0	0- 0	HOME	0- 0	1- 0	5- 0			
1- 1	0- 0	0- 1	AWAY	0- 0	0- 0	1- 0			
0- 1	0- 0	0- 0	NEUTRAL	0- 0	0- 0	0- 1			
0- 0	0- 0	0- 0	CONFERENCE	0- 0	0- 0	0- 0			
0- 0	0- 0	0- 0	HOME	0- 0	0- 0	0- 0			
0- 0	0- 0	0- 0	AWAY	0- 0	0- 0	0- 0			
0- 0	0- 0	0- 0	NEUTRAL	0- 0	0- 0	0- 0			

RPI 1-25	RPI 26-50	RPI 51-100	RPI 101+	Team's RPI: 139
RPI S Opponent Score	RPI S Opponent Score	RPI S Opponent Score	RPI S Opponent Score	
	47 A Cl emson 67 69		125 H Indiana St. 75 57	
			168 H Eastern Mi ch. 72 66	
			261 H Val parai so 73 54	
			266 N Sacramento St. 107 109	
			281 H Col umbi a 76 69	
			297 H Al abama A&M 88 60	
			309 H Murray St. 84 52	
			312 A Cal Poly 74 51	
LAST 12 Division I GAMES:				
309 H Murray St. 84 52	47 A Cl emson 67 69	266 N Sacramento St. 107 109		
125 H Indiana St. 75 57	312 A Cal Poly 74 51	281 H Col umbi a 76 69		
168 H Eastern Mi ch. 72 66	261 H Val parai so 73 54	297 H Al abama A&M 88 60		

Non-Div I Games:

Illinois

Average RPI Win:	271	WON-LOST	WINNING	LAST 10	STRENGTH OF	OPP. STRENGTH	TEAM	ADJ.	CONF.	ADJ CONF.
Average RPI Loss:	182	RECORD	PCT. RANK	GAMES	SCHEDULE	OF SCHEDULE	RPI	RPI	RPI	RPI
DIV. I ONLY	4- 4	161	1- 0	319	239	256	256	14	14	
DIV. I NON-CONF.	4- 4	161	1- 0	319	239	256	256	14	14	
TOTALS	RPI 1-25	RPI 26-50	W-L RECORDS	RPI 51-100	RPI 101-150	RPI 150+				
4- 4	0- 0	0- 0	OVERALL	0- 1	0- 0	4- 3				
3- 0	0- 0	0- 0	HOME	0- 0	0- 0	3- 0				
1- 4	0- 0	0- 0	AWAY	0- 1	0- 0	1- 3				
0- 0	0- 0	0- 0	NEUTRAL	0- 0	0- 0	0- 0				
4- 4	0- 0	0- 0	NON-CONFERENCE	0- 1	0- 0	4- 3				
3- 0	0- 0	0- 0	HOME	0- 0	0- 0	3- 0				
1- 4	0- 0	0- 0	AWAY	0- 1	0- 0	1- 3				
0- 0	0- 0	0- 0	NEUTRAL	0- 0	0- 0	0- 0				
0- 0	0- 0	0- 0	CONFERENCE	0- 0	0- 0	0- 0				
0- 0	0- 0	0- 0	HOME	0- 0	0- 0	0- 0				
0- 0	0- 0	0- 0	AWAY	0- 0	0- 0	0- 0				
0- 0	0- 0	0- 0	NEUTRAL	0- 0	0- 0	0- 0				

RPI 1-25	RPI 26-50	RPI 51-100	RPI 101+	Team's RPI: 256
RPI S Opponent Score	RPI S Opponent Score	RPI S Opponent Score	RPI S Opponent Score	
		69 A Butler 56 58	168 A Eastern Mi ch. 41 50	
			175 H North Dakota 67 55	
			214 A SIUE 61 68	
			225 H Oakland 62 56	
			278 A Cleveland St. 63 67	
			339 A Northern Ky. 58 53	
			343 H Austin Peay 61 49	
LAST 12 Division I GAMES:				
339 A Northern Ky. 58 53	175 H North Dakota 67 55			
343 H Austin Peay 61 49	214 A SIUE 61 68			
225 H Oakland 62 56				
69 A Butler 56 58				
278 A Cleveland St. 63 67				
168 A Eastern Mi ch. 41 50				

Non-Div I Games:

Illinois St.

Average RPI Win: 0		WON-LOST	WINNING	LAST 10	STRENGTH OF		OPP. STRENGTH	TEAM	ADJ.	CONF.	ADJ CONF.
Loss: 143		RECORD	PCT. RANK	GAMES	SCHEDULE		OF SCHEDULE	RPI	RPI	RPI	RPI
DIV. I ONLY		0- 10	328	0- 1	67		241	283	283	22	22
DIV. I NON-CONF.		0- 10	328	0- 1	67		241	283	283	22	22
TOTALS		RPI 1-25	RPI 26-50	W-L RECORDS		RPI 51-100	RPI 101-150	RPI 150+			
0- 10	0- 1		0- 2	OVERALL		0- 1	0- 1	0- 5			
0- 3	0- 0		0- 0	HOME		0- 0	0- 1	0- 2			
0- 7	0- 1		0- 2	AWAY		0- 1	0- 0	0- 3			
0- 0	0- 0		0- 0	NEUTRAL		0- 0	0- 0	0- 0			
0- 10	0- 1		0- 2	NON-CONFERENCE		0- 1	0- 1	0- 5			
0- 3	0- 0		0- 0	HOME		0- 0	0- 1	0- 2			
0- 7	0- 1		0- 2	AWAY		0- 1	0- 0	0- 3			
0- 0	0- 0		0- 0	NEUTRAL		0- 0	0- 0	0- 0			
0- 0	0- 0		0- 0	CONFERENCE		0- 0	0- 0	0- 0			
0- 0	0- 0		0- 0	HOME		0- 0	0- 0	0- 0			
0- 0	0- 0		0- 0	AWAY		0- 0	0- 0	0- 0			
0- 0	0- 0		0- 0	NEUTRAL		0- 0	0- 0	0- 0			

[illegible]

Non-Div I Games:

Incarnate Word

Average RPI Win:	157	WON-LOST	WINNING	LAST 10	STRENGTH OF	OPP. STRENGTH	TEAM	ADJ.	CONF.	ADJ CONF.
Average RPI Loss:	0	RECORD	PCT. RANK	GAMES	SCHEDULE	OF SCHEDULE	RPI	RPI	RPI	RPI
DIV. I ONLY	9- 0	1	1- 0	153	30	15	15	3	3	
DIV. I NON-CONF.	9- 0	1	1- 0	153	30	15	15	3	3	

TOTALS	RPI 1-25	RPI 26-50	W-L RECORDS	RPI 51-100	RPI 101-150	RPI 150+				
9- 0	0- 0	1- 0	OVERALL	2- 0	1- 0	5- 0				
6- 0	0- 0	0- 0	HOME	1- 0	1- 0	4- 0				
3- 0	0- 0	1- 0	AWAY	1- 0	0- 0	1- 0				
0- 0	0- 0	0- 0	NEUTRAL	0- 0	0- 0	0- 0				
9- 0	0- 0	1- 0	NON-CONFERENCE	2- 0	1- 0	5- 0				
6- 0	0- 0	0- 0	HOME	1- 0	1- 0	4- 0				
3- 0	0- 0	1- 0	AWAY	1- 0	0- 0	1- 0				
0- 0	0- 0	0- 0	NEUTRAL	0- 0	0- 0	0- 0				
0- 0	0- 0	0- 0	CONFERENCE	0- 0	0- 0	0- 0				
0- 0	0- 0	0- 0	HOME	0- 0	0- 0	0- 0				
0- 0	0- 0	0- 0	AWAY	0- 0	0- 0	0- 0				
0- 0	0- 0	0- 0	NEUTRAL	0- 0	0- 0	0- 0				

RPI 1-25				Team's RPI: 15			
RPI	S	Opponent	Score				
41	A	UCLA	67 65				

RPI 26-50			
RPI	S	Opponent	Score
41	A	UCLA	67 65

RPI 51-100			
RPI	S	Opponent	Score
69	H	Butler	66 46
94	A	Wake Forest	87 73

RPI 101+			
RPI	S	Opponent	Score
124	H	Northern Ill.	91 73
184	H	Milwaukee	68 66
199	H	Florida	83 64
225	A	Oakland	59 32
229	H	North Florida	75 52
246	H	Missouri St.	98 74

LAST 12 Division I GAMES:									
229	H	North Florida	75	52	246	H	Missouri St.	98	74
225	A	Oakland	59	32	69	H	Butler	66	46
184	H	Milwaukee	68	66	41	A	UCLA	67	65
					94	A	Wake Forest	87	73
					124	H	Northern Ill.	91	73
					199	H	Florida	83	64

Non-Div I Games:

Indiana

Average RPI	Win:	252	WON-LOST	WINNING	LAST 10	STRENGTH OF	OPP. STRENGTH	TEAM	ADJ.	CONF.	ADJ CONF.
Average RPI	Loss:	125	RECORD	PCT. RANK	GAMES	SCHEDULE	OF SCHEDULE	RPI	RPI	RPI	RPI
DIV. I ONLY		5- 3		112	1- 0	163	229	125	125	14	14
DIV. I NON-CONF.		5- 3		112	1- 0	163	229	125	125	14	14

TOTALS	RPI 1-25		RPI 26-50		W-L RECORDS	RPI 51-100		RPI 101-150		RPI 150+	
5- 3	0- 0		0- 1		OVERALL	0- 0		0- 1		5- 1	
1- 1	0- 0		0- 1		HOME	0- 0		0- 0		1- 0	
4- 1	0- 0		0- 0		AWAY	0- 0		0- 1		4- 0	
0- 1	0- 0		0- 0		NEUTRAL	0- 0		0- 0		0- 1	
5- 3	0- 0		0- 1		NON-CONFERENCE	0- 0		0- 1		5- 1	
1- 1	0- 0		0- 1		HOME	0- 0		0- 0		1- 0	
4- 1	0- 0		0- 0		AWAY	0- 0		0- 1		4- 0	
0- 1	0- 0		0- 0		NEUTRAL	0- 0		0- 0		0- 1	
0- 0	0- 0		0- 0		CONFERENCE	0- 0		0- 0		0- 0	
0- 0	0- 0		0- 0		HOME	0- 0		0- 0		0- 0	
0- 0	0- 0		0- 0		AWAY	0- 0		0- 0		0- 0	
0- 0	0- 0		0- 0		NEUTRAL	0- 0		0- 0		0- 0	

RPI 1-25				RPI 26-50				RPI 51-100				RPI 101+ Team's RPI: 125			
RPI	S	Opponent	Score	RPI	S	Opponent	Score	RPI	S	Opponent	Score	RPI	S	Opponent	Score
				33	H	IUPUI	59 64					139	A	Illinois	57 75
												195	A	Saint Louis	60 56
												202	A	Southeast Mo. St.	62 51
												204	N	UC Irvine	61 77
												221	H	UIC	60 53
												311	A	Marshall	62 53
												332	A	Grand Canyon	88 81

LAST 12 Division I GAMES:															
				221	H	UIC	60 53	202	A	Southeast Mo. St.	62 51				
				139	A	Illinois	57 75	204	N	UC Irvine	61 77				
				33	H	IUPUI	59 64	332	A	Grand Canyon	88 81				
								195	A	Saint Louis	60 56				
								311	A	Marshall	62 53				

Non-Div I Games:

Indiana St.

Average RPI	Win: 219	WON-LOST RECORD	WINNING PCT. RANK	LAST 10 GAMES	STRENGTH OF SCHEDULE	OPP. STRENGTH OF SCHEDULE	TEAM RPI	ADJ. RPI	CONF. RPI	ADJ. CONF. RPI
Average RPI	Loss: 118									
DIV. I ONLY		1- 9	324	0- 1	47	264	255	255	28	28
DIV. I NON-CONF.		1- 9	324	0- 1	47	264	255	255	28	28

TOTALS	RPI 1-25		RPI 26-50		W-L RECORDS		RPI 51-100		RPI 101-150	RPI 150+
1- 9	0- 0		0- 0		OVERALL		0- 4		0- 3	1- 2
1- 4	0- 0		0- 0		HOME		0- 2		0- 2	1- 0
0- 5	0- 0		0- 0		AWAY		0- 2		0- 1	0- 2
0- 0	0- 0		0- 0		NEUTRAL		0- 0		0- 0	0- 0
1- 9	0- 0		0- 0		NON-CONFERENCE		0- 4		0- 3	1- 2
1- 4	0- 0		0- 0		HOME		0- 2		0- 2	1- 0
0- 5	0- 0		0- 0		AWAY		0- 2		0- 1	0- 2
0- 0	0- 0		0- 0		NEUTRAL		0- 0		0- 0	0- 0
0- 0	0- 0		0- 0		CONFERENCE		0- 0		0- 0	0- 0
0- 0	0- 0		0- 0		HOME		0- 0		0- 0	0- 0
0- 0	0- 0		0- 0		AWAY		0- 0		0- 0	0- 0
0- 0	0- 0		0- 0		NEUTRAL		0- 0		0- 0	0- 0

RPI 1-25				RPI 26-50				RPI 51-100				RPI 101+				Team's RPI: 255
RPI	S	Opponent	Score	RPI	S	Opponent	Score	RPI	S	Opponent	Score	RPI	S	Opponent	Score	
								54	H	Central Mich.	39 82	106	A	Kansas	44 75	
								56	A	Bucknell	43 81	109	H	Stony Brook	51 53	
								64	H	St. John's (NY)	35 61	126	H	Penn	43 66	
								78	A	Toledo	38 84	218	A	Temple	39 59	
												219	H	George Washington	52 43	
												254	A	Hofstra	49 74	

LAST 12 Division I GAMES:																
126	H	Penn	43 66	109	H	Stony Brook	51 53									
218	A	Temple	39 59	78	A	Toledo	38 84									
56	A	Bucknell	43 81	64	H	St. John's (NY)	35 61									
54	H	Central Mich.	39 82	254	A	Hofstra	49 74									
106	A	Kansas	44 75													
219	H	George Washington	52 43													

Non-Div I Games:

Iona

Average RPI Win:	176	WON-LOST	WINNING	LAST 10	STRENGTH OF	OPP. STRENGTH	TEAM	ADJ.	CONF.	ADJ CONF.
Average RPI Loss:	12	RECORD	PCT. RANK	GAMES	SCHEDULE	OF SCHEDULE	RPI	RPI	RPI	RPI
DIV. I ONLY	7- 2	51	0- 1	58	34	20	20	3	3	
DIV. I NON-CONF.	7- 2	51	0- 1	58	34	20	20	3	3	

TOTALS	RPI 1-25	RPI 26-50	W-L RECORDS	RPI 51-100	RPI 101-150	RPI 150+				
7- 2	1- 2	1- 0	OVERALL	0- 0	0- 0	5- 0				
5- 0	1- 0	1- 0	HOME	0- 0	0- 0	3- 0				
1- 1	0- 1	0- 0	AWAY	0- 0	0- 0	1- 0				
1- 1	0- 1	0- 0	NEUTRAL	0- 0	0- 0	1- 0				
7- 2	1- 2	1- 0	NON-CONFERENCE	0- 0	0- 0	5- 0				
5- 0	1- 0	1- 0	HOME	0- 0	0- 0	3- 0				
1- 1	0- 1	0- 0	AWAY	0- 0	0- 0	1- 0				
1- 1	0- 1	0- 0	NEUTRAL	0- 0	0- 0	1- 0				
0- 0	0- 0	0- 0	CONFERENCE	0- 0	0- 0	0- 0				
0- 0	0- 0	0- 0	HOME	0- 0	0- 0	0- 0				
0- 0	0- 0	0- 0	AWAY	0- 0	0- 0	0- 0				
0- 0	0- 0	0- 0	NEUTRAL	0- 0	0- 0	0- 0				

RPI	S	Opponent	Score	RPI	S	Opponent	Score	RPI	S	Opponent	Score	RPI	S	Opponent	Score
1	A	Notre Dame	71 105	33	H	IUPUI	72 58					162	A	Western Ky.	104 67
8	H	Iowa St.	73 70									188	H	Oral Roberts	90 77
22	N	Florida St.	67 71									209	N	West Virginia	84 81
												288	H	Robert Morris	92 63
												344	H	N.C. Central	106 39

LAST 12 Division I GAMES:															
288	H	Robert Morris	92 63	22	N	Florida St.	67 71								
1	A	Notre Dame	71 105	33	H	IUPUI	72 58								
209	N	West Virginia	84 81	8	H	Iowa St.	73 70								
344	H	N.C. Central	106 39												
162	A	Western Ky.	104 67												
188	H	Oral Roberts	90 77												

Non-Div I Games:

Iowa

Average RPI Win: 127

Average RPI Loss: 19

WON-LOST
RECORDWINNING
PCT. RANKLAST 10
GAMESSTRENGTH OF
SCHEDULEOPP. STRENGTH
OF SCHEDULETEAM
RPIADJ.
RPICONF.
RPIADJ CONF.
RPIDIV. I ONLY
DIV. I NON-CONF.7- 2
7- 251
513- 0
3- 011
11127
1278
88
86
66
6

TOTALS

RPI 1-25

RPI 26-50

W-L RECORDS

RPI 51-100

RPI 101-150

RPI 150+

7- 2 1- 2
6- 0 1- 0
0- 2 0- 2
1- 0 0- 01- 0
1- 0
0- 0
0- 0OVERALL
HOME
AWAY
NEUTRAL1- 0
1- 0
0- 0
0- 01- 0
1- 0
0- 0
0- 03- 0
2- 0
0- 0
1- 07- 2 1- 2
6- 0 1- 0
0- 2 0- 2
1- 0 0- 01- 0
1- 0
0- 0
0- 0NON-CONFERENCE
HOME
AWAY
NEUTRAL1- 0
1- 0
0- 0
0- 01- 0
1- 0
0- 0
0- 03- 0
2- 0
0- 0
1- 00- 0 0- 0
0- 0 0- 0
0- 0 0- 0
0- 0 0- 00- 0
0- 0
0- 0
0- 0CONFERENCE
HOME
AWAY
NEUTRAL0- 0
0- 0
0- 0
0- 00- 0
0- 0
0- 0
0- 00- 0
0- 0
0- 0
0- 0

RPI 1-25 Team's RPI: 8

RPI 26-50

RPI 51-100

RPI 101+

RPI	S	Opponent	Score
14	H	Miami (FL)	75 52
17	A	South Dakota	59 64
20	A	Iowa	70 73

RPI	S	Opponent	Score
45	H	Auburn	67 64

RPI	S	Opponent	Score
53	H	Arkansas	91 82

RPI	S	Opponent	Score
124	H	Northern Ill.	70 60
168	N	Eastern Mich.	85 59
175	H	North Dakota	87 35
310	H	Niagara	95 35

LAST 12 Division I GAMES:

17	A	South Dakota	59 64
168	N	Eastern Mich.	85 59
310	H	Niagara	95 35

124	H	Northern Ill.	70 60
45	H	Auburn	67 64
14	H	Miami (FL)	75 52
175	H	North Dakota	87 35
20	A	Iowa	70 73
53	H	Arkansas	91 82

Non-Div I Games:

Iowa St.

Average RPI Win: 318

Average RPI Loss: 196

WON-LOST
RECORDWINNING
PCT. RANKLAST 10
GAMESSTRENGTH OF
SCHEDULEOPP. STRENGTH
OF SCHEDULETEAM
RPIADJ.
RPICONF.
RPIADJ CONF.
RPIDIV. I ONLY
DIV. I NON-CONF.1- 5
1- 5294
2940- 0
0- 0213
213344
344328
328328
32827
2727
27

TOTALS

RPI 1-25

RPI 26-50

W-L RECORDS

RPI 51-100

RPI 101-150

RPI 150+

1- 5 0- 1
1- 1 0- 0
0- 4 0- 1
0- 0 0- 00- 0
0- 0
0- 0
0- 0OVERALL
HOME
AWAY
NEUTRAL0- 0
0- 0
0- 0
0- 00- 0
0- 0
0- 0
0- 01- 4
1- 1
0- 3
0- 01- 5 0- 1
1- 1 0- 0
0- 4 0- 1
0- 0 0- 00- 0
0- 0
0- 0
0- 0NON-CONFERENCE
HOME
AWAY
NEUTRAL0- 0
0- 0
0- 0
0- 00- 0
0- 0
0- 0
0- 01- 4
1- 1
0- 3
0- 00- 0 0- 0
0- 0 0- 0
0- 0 0- 0
0- 0 0- 00- 0
0- 0
0- 0
0- 0CONFERENCE
HOME
AWAY
NEUTRAL0- 0
0- 0
0- 0
0- 00- 0
0- 0
0- 0
0- 00- 0
0- 0
0- 0
0- 0

RPI 1-25

RPI S Opponent Score
21 A Mississippi St. 38 105

RPI 26-50

RPI S Opponent Score

RPI 51-100

RPI S Opponent Score

RPI 101+

Team's RPI: 328

RPI S Opponent Score
156 H Southeastern La. 45 50
196 A UT Arlington 63 99
270 A Memphis 67 68
318 H Central Ark. 65 56
335 A Louisiana 61 68

LAST 12 Division I GAMES:

156 H Southeastern La. 45 50 318 H Central Ark. 65 56
21 A Mississippi St. 38 105 196 A UT Arlington 63 99
335 A Louisiana 61 68 270 A Memphis 67 68

Non-Div I Games:

Spring Hill

105 57

Jackson St.

Average RPI Win:	346	WON-LOST	WINNING	LAST 10	STRENGTH OF	OPP. STRENGTH	TEAM	ADJ.	CONF.	ADJ CONF.
Average RPI Loss:	101	RECORD	PCT. RANK	GAMES	SCHEDULE	OF SCHEDULE	RPI	RPI	RPI	RPI
DIV. I ONLY	2- 5	257	0- 1	215	223	238	238	25	25	
DIV. I NON-CONF.	2- 5	257	0- 1	215	223	238	238	25	25	

TOTALS	RPI 1-25	RPI 26-50	W-L RECORDS	RPI 51-100	RPI 101-150	RPI 150+				
2- 5	0- 2	0- 0	OVERALL	0- 0	0- 2	2- 1				
0- 1	0- 0	0- 0	HOME	0- 0	0- 0	0- 1				
2- 3	0- 1	0- 0	AWAY	0- 0	0- 2	2- 0				
0- 1	0- 1	0- 0	NEUTRAL	0- 0	0- 0	0- 0				
2- 5	0- 2	0- 0	NON-CONFERENCE	0- 0	0- 2	2- 1				
0- 1	0- 0	0- 0	HOME	0- 0	0- 0	0- 1				
2- 3	0- 1	0- 0	AWAY	0- 0	0- 2	2- 0				
0- 1	0- 1	0- 0	NEUTRAL	0- 0	0- 0	0- 0				
0- 0	0- 0	0- 0	CONFERENCE	0- 0	0- 0	0- 0				
0- 0	0- 0	0- 0	HOME	0- 0	0- 0	0- 0				
0- 0	0- 0	0- 0	AWAY	0- 0	0- 0	0- 0				
0- 0	0- 0	0- 0	NEUTRAL	0- 0	0- 0	0- 0				

RPI 1-25				RPI 26-50				RPI 51-100				RPI 101+ Team's RPI: 238			
RPI	S	Opponent	Score	RPI	S	Opponent	Score	RPI	S	Opponent	Score	RPI	S	Opponent	Score
22	A	Florida St.	46 79									105	A	Texas A&M	53 73
25	N	Old Dominion	76 78									112	A	Penn St.	61 80
												242	H	Bethune-Cookman	56 58
												345	A	Charleston So.	68 58
												346	A	Savannah St.	68 58

LAST 12 Division I GAMES:															
25	N	Old Dominion	76 78	112	A	Penn St.	61 80								
346	A	Savannah St.	68 58	242	H	Bethune-Cookman	56 58								
22	A	Florida St.	46 79	345	A	Charleston So.	68 58								
105	A	Texas A&M	53 73												

Non-Div I Games: Webber Int'l 73 39

Jacksonville

Average RPI Win: 296

Average RPI Loss: 174

WON-LOST
RECORDWINNING
PCT. RANKLAST 10
GAMESSTRENGTH OF
SCHEDULEOPP. STRENGTH
OF SCHEDULETEAM
RPIADJ.
RPICONF.
RPIADJ CONF.
RPIDIV. I ONLY
DIV. I NON-CONF.4- 3
4- 3140
1400- 1
0- 1326
326202
202224
224224
22420
2020
20

TOTALS

RPI 1-25

RPI 26-50

W-L RECORDS

RPI 51-100

RPI 101-150

RPI 150+

4- 3
0- 0
4- 1
0- 20- 0
0- 0
0- 0
0- 00- 0
0- 0
0- 0
0- 0OVERALL
HOME
AWAY
NEUTRAL0- 0
0- 0
0- 0
0- 00- 0
0- 0
0- 0
0- 04- 3
0- 0
4- 1
0- 24- 3
0- 0
4- 1
0- 20- 0
0- 0
0- 0
0- 00- 0
0- 0
0- 0
0- 0NON-CONFERENCE
HOME
AWAY
NEUTRAL0- 0
0- 0
0- 0
0- 00- 0
0- 0
0- 0
0- 04- 3
0- 0
4- 1
0- 20- 0
0- 0
0- 0
0- 00- 0
0- 0
0- 0
0- 00- 0
0- 0
0- 0
0- 0CONFERENCE
HOME
AWAY
NEUTRAL0- 0
0- 0
0- 0
0- 00- 0
0- 0
0- 0
0- 00- 0
0- 0
0- 0
0- 0

RPI 1-25

RPI 26-50

RPI 51-100

RPI 101+

Team's RPI: 224

RPI S Opponent Score

RPI S Opponent Score

RPI S Opponent Score

RPI S Opponent Score

153	N	Harvard	62	69
183	N	Washington St.	51	64
187	A	Texas Tech	58	71
232	A	Ole Miss	60	49
297	A	Alabama A&M	55	48
316	A	Lipscomb	58	46
337	A	Florida A&M	62	31

LAST 12 Division I GAMES:

183	N	Washington St.	51	64	232	A	Ole Miss	60	49
297	A	Alabama A&M	55	48	153	N	Harvard	62	69
					316	A	Lipscomb	58	46
					187	A	Texas Tech	58	71
					337	A	Florida A&M	62	31

Non-Div I Games:

Montevallo

84 52

Jacksonville St.

Average RPI	Win:	207	WON-LOST	WINNING	LAST 10	STRENGTH OF	OPP. STRENGTH	TEAM	ADJ.	CONF.	ADJ CONF.
Average RPI	Loss:	113	RECORD	PCT. RANK	GAMES	SCHEDULE	OF SCHEDULE	RPI	RPI	RPI	RPI
DIV. I ONLY		6- 2		68	0- 1	260	87	100	100	13	13
DIV. I NON-CONF.		6- 2		68	0- 1	260	87	100	100	13	13

TOTALS	RPI 1-25		RPI 26-50		W-L RECORDS	RPI 51-100		RPI 101-150		RPI 150+	
6- 2	0- 0		0- 1		OVERALL	1- 0		0- 0		5- 1	
4- 0	0- 0		0- 0		HOME	1- 0		0- 0		3- 0	
2- 2	0- 0		0- 1		AWAY	0- 0		0- 0		2- 1	
0- 0	0- 0		0- 0		NEUTRAL	0- 0		0- 0		0- 0	
6- 2	0- 0		0- 1		NON-CONFERENCE	1- 0		0- 0		5- 1	
4- 0	0- 0		0- 0		HOME	1- 0		0- 0		3- 0	
2- 2	0- 0		0- 1		AWAY	0- 0		0- 0		2- 1	
0- 0	0- 0		0- 0		NEUTRAL	0- 0		0- 0		0- 0	
0- 0	0- 0		0- 0		CONFERENCE	0- 0		0- 0		0- 0	
0- 0	0- 0		0- 0		HOME	0- 0		0- 0		0- 0	
0- 0	0- 0		0- 0		AWAY	0- 0		0- 0		0- 0	
0- 0	0- 0		0- 0		NEUTRAL	0- 0		0- 0		0- 0	

RPI 1-25				RPI 26-50				RPI 51-100				Team's RPI : 100				RPI 101+			
RPI	S	Opponent	Score	RPI	S	Opponent	Score	RPI	S	Opponent	Score			RPI	S	Opponent	Score		
				44	A	Maryl and	63 87							164	H	Georgetown	69 57		
								86	H	Dayton	68 55			173	H	Winthrop	56 39		
														182	A	Hampton	65 72		
														219	H	George Washi ngton	50 37		
														291	A	Li berty	74 53		
														306	A	Del aware St.	103 57		
LAST 12 Division I GAMES:																			
				86	H	Dayton	68 55	44	A	Maryl and	63 87			219	H	George Washi ngton	50 37		
				291	A	Li berty	74 53												
				173	H	Winthrop	56 39												
				182	A	Hampton	65 72												
				164	H	Georgetown	69 57												
				306	A	Del aware St.	103 57												

Non-Div I Games:

James Madison

Average RPI Win:	208	WON-LOST	WINNING	LAST 10	STRENGTH OF	OPP. STRENGTH	TEAM	ADJ.	CONF.	ADJ CONF.
Average RPI Loss:	123	RECORD	PCT. RANK	GAMES	SCHEDULE	OF SCHEDULE	RPI	RPI	RPI	RPI

DIV. I ONLY	7- 1	29	1- 0	309	64	106	106	6	6
DIV. I NON-CONF.	7- 1	29	1- 0	309	64	106	106	6	6
TOTALS	RPI 1-25	RPI 26-50	W-L RECORDS	RPI 51-100	RPI 101-150	RPI 150+			
7- 1	0- 0	0- 0	OVERALL	1- 0	0- 1	6- 0			
6- 0	0- 0	0- 0	HOME	0- 0	0- 0	6- 0			
1- 1	0- 0	0- 0	AWAY	1- 0	0- 1	0- 0			
0- 0	0- 0	0- 0	NEUTRAL	0- 0	0- 0	0- 0			
7- 1	0- 0	0- 0	NON-CONFERENCE	1- 0	0- 1	6- 0			
6- 0	0- 0	0- 0	HOME	0- 0	0- 0	6- 0			
1- 1	0- 0	0- 0	AWAY	1- 0	0- 1	0- 0			
0- 0	0- 0	0- 0	NEUTRAL	0- 0	0- 0	0- 0			
0- 0	0- 0	0- 0	CONFERENCE	0- 0	0- 0	0- 0			
0- 0	0- 0	0- 0	HOME	0- 0	0- 0	0- 0			
0- 0	0- 0	0- 0	AWAY	0- 0	0- 0	0- 0			
0- 0	0- 0	0- 0	NEUTRAL	0- 0	0- 0	0- 0			

RPI 1-25	RPI 26-50	RPI 51-100	RPI 101+	Team's RPI: 106
RPI S Opponent Score	RPI S Opponent Score	RPI S Opponent Score	RPI S Opponent Score	
		70 A LSU 68 61	123 A Nebraska 52 58	
			165 H George Mason 77 56	
			188 H Oral Roberts 70 58	
			226 H UMKC 67 55	
			255 H Iona 75 44	
			257 H Grambling 76 45	
			297 H Alabama A&M 65 54	
LAST 12 Division I GAMES:				
297 H Alabama A&M 65 54	257 H Grambling 76 45	123 A Nebraska 52 58		
188 H Oral Roberts 70 58	70 A LSU 68 61			
226 H UMKC 67 55	255 H Iona 75 44			
	165 H George Mason 77 56			

Non-Div I Games:

Kansas

Average RPI	Win:	184	WON-LOST	WINNING	LAST 10	STRENGTH OF	OPP. STRENGTH	TEAM	ADJ.	CONF.	ADJ CONF.
Average RPI	Loss:	22	RECORD	PCT. RANK	GAMES	SCHEDULE	OF SCHEDULE	RPI	RPI	RPI	RPI
DIV. I ONLY		7- 2		51	1- 0	217	28	93	93	6	6
DIV. I NON-CONF.		7- 2		51	1- 0	217	28	93	93	6	6
<hr/>											
TOTALS	RPI 1-25		RPI 26-50		W-L RECORDS	RPI 51-100		RPI 101-150		RPI 150+	
7- 2	0- 1		1- 1		OVERALL	0- 0		0- 0		6- 0	
5- 0	0- 0		1- 0		HOME	0- 0		0- 0		4- 0	
1- 0	0- 0		0- 0		AWAY	0- 0		0- 0		1- 0	
1- 2	0- 1		0- 1		NEUTRAL	0- 0		0- 0		1- 0	
7- 2	0- 1		1- 1		NON-CONFERENCE	0- 0		0- 0		6- 0	
5- 0	0- 0		1- 0		HOME	0- 0		0- 0		4- 0	
1- 0	0- 0		0- 0		AWAY	0- 0		0- 0		1- 0	
1- 2	0- 1		0- 1		NEUTRAL	0- 0		0- 0		1- 0	
0- 0	0- 0		0- 0		CONFERENCE	0- 0		0- 0		0- 0	
0- 0	0- 0		0- 0		HOME	0- 0		0- 0		0- 0	
0- 0	0- 0		0- 0		AWAY	0- 0		0- 0		0- 0	
0- 0	0- 0		0- 0		NEUTRAL	0- 0		0- 0		0- 0	

RPI	S	Opponent	Score	RPI	S	Opponent	Score	RPI	S	Opponent	Score	RPI	S	Opponent	Score
10	N	Syracuse	61 70	34	N	DePaul	59 79					154	H	Vanderbilt	72 61
				35	H	Lamar University	73 55					160	N	Princeton	80 61
												169	A	Little Rock	53 47
												226	H	UMKC	61 50
												260	H	Omaha	61 46
												282	H	North Texas	60 42
<hr/>															
Team's RPI: 93															
<hr/>															
LAST 12 Division I GAMES:															
169	A	Little Rock	53 47	160	N	Princeton	80 61								
35	H	Lamar University	73 55	34	N	DePaul	59 79								
154	H	Vanderbilt	72 61	10	N	Syracuse	61 70								
				226	H	UMKC	61 50								
				282	H	North Texas	60 42								
				260	H	Omaha	61 46								

Non-Div I Games:

Kansas St.

Average RPI Win:	211	WON-LOST	WINNING	LAST 10	STRENGTH OF	OPP. STRENGTH	TEAM	ADJ.	CONF.	ADJ CONF.
Average RPI Loss:	132	RECORD	PCT. RANK	GAMES	SCHEDULE	OF SCHEDULE	RPI	RPI	RPI	RPI
DIV. I ONLY	2- 6	262	0- 1	92	203	237	237	25	25	
DIV. I NON-CONF.	2- 6	262	0- 1	92	203	237	237	25	25	

TOTALS	RPI 1-25	RPI 26-50	W-L RECORDS	RPI 51-100	RPI 101-150	RPI 150+				
2- 6	0- 0	0- 1	OVERALL	0- 1	0- 2	2- 2				
2- 0	0- 0	0- 0	HOME	0- 0	0- 0	2- 0				
0- 3	0- 0	0- 0	AWAY	0- 0	0- 2	0- 1				
0- 3	0- 0	0- 1	NEUTRAL	0- 1	0- 0	0- 1				
2- 6	0- 0	0- 1	NON-CONFERENCE	0- 1	0- 2	2- 2				
2- 0	0- 0	0- 0	HOME	0- 0	0- 0	2- 0				
0- 3	0- 0	0- 0	AWAY	0- 0	0- 2	0- 1				
0- 3	0- 0	0- 1	NEUTRAL	0- 1	0- 0	0- 1				
0- 0	0- 0	0- 0	CONFERENCE	0- 0	0- 0	0- 0				
0- 0	0- 0	0- 0	HOME	0- 0	0- 0	0- 0				
0- 0	0- 0	0- 0	AWAY	0- 0	0- 0	0- 0				
0- 0	0- 0	0- 0	NEUTRAL	0- 0	0- 0	0- 0				

RPI 1-25				RPI 26-50				RPI 51-100				RPI 101+ Team's RPI: 237			
RPI	S	Opponent	Score	RPI	S	Opponent	Score	RPI	S	Opponent	Score	RPI	S	Opponent	Score
				30	N	Michigan St.	51 75	68	N	Idaho St.	49 60	110	A	Seton Hall	80 102
												136	A	Mercer	48 64
												177	A	East Carolina	56 68
												178	H	Furman	74 63
												243	H	Ga. Southern	78 59
												268	N	UMBC	53 57

LAST 12 Division I GAMES:															
				136	A	Mercer	48 64	268	N	UMBC	53 57				
				243	H	Ga. Southern	78 59	110	A	Seton Hall	80 102				
				30	N	Michigan St.	51 75								
				68	N	Idaho St.	49 60								
				177	A	East Carolina	56 68								
				178	H	Furman	74 63								

Non-Div I Games: Middle Ga. St. 80 70

Kennesaw St.

Average RPI	Win:	249	WON-LOST	WINNING	LAST 10	STRENGTH OF	OPP. STRENGTH	TEAM	ADJ.	CONF.	ADJ CONF.
Average RPI	Loss:	46	RECORD	PCT. RANK	GAMES	SCHEDULE	OF SCHEDULE	RPI	RPI	RPI	RPI
DIV. I ONLY		4- 4	161	1- 0	208	32	172	172	10	10	
DIV. I NON-CONF.		4- 4	161	1- 0	208	32	172	172	10	10	

TOTALS	RPI 1-25		RPI 26-50		W-L RECORDS	RPI 51-100		RPI 101-150		RPI 150+	
4- 4	0- 1		0- 2		OVERALL	0- 0		1- 1		3- 0	
3- 1	0- 0		0- 1		HOME	0- 0		1- 0		2- 0	
1- 3	0- 1		0- 1		AWAY	0- 0		0- 1		1- 0	
0- 0	0- 0		0- 0		NEUTRAL	0- 0		0- 0		0- 0	
4- 4	0- 1		0- 2		NON-CONFERENCE	0- 0		1- 1		3- 0	
3- 1	0- 0		0- 1		HOME	0- 0		1- 0		2- 0	
1- 3	0- 1		0- 1		AWAY	0- 0		0- 1		1- 0	
0- 0	0- 0		0- 0		NEUTRAL	0- 0		0- 0		0- 0	
0- 0	0- 0		0- 0		CONFERENCE	0- 0		0- 0		0- 0	
0- 0	0- 0		0- 0		HOME	0- 0		0- 0		0- 0	
0- 0	0- 0		0- 0		AWAY	0- 0		0- 0		0- 0	
0- 0	0- 0		0- 0		NEUTRAL	0- 0		0- 0		0- 0	

RPI 1-25				RPI 26-50				RPI 51-100				RPI 101+ Team's RPI: 172			
RPI	S	Opponent	Score	RPI	S	Opponent	Score	RPI	S	Opponent	Score	RPI	S	Opponent	Score
4	A	NC State	61 78	32	A	North Carolina	60 73					107	A	Wright St.	55 61
				39	H	Duquesne	72 77					144	H	Youngstown St.	62 34
												225	H	Oakland	75 65
												288	A	Robert Morris	54 46
												339	H	Northern Ky.	62 61

LAST 12 Division I GAMES:															
225	H	Oakland	75 65	288	A	Robert Morris	54 46								
339	H	Northern Ky.	62 61	107	A	Wright St.	55 61								
4	A	NC State	61 78	39	H	Duquesne	72 77								
32	A	North Carolina	60 73	144	H	Youngstown St.	62 34								

Non-Div I Games:

Kent St.

Average RPI Win: 137

Average RPI Loss: 5

WON-LOST
RECORDWINNING
PCT. RANKLAST 10
GAMESSTRENGTH OF
SCHEDULEOPP. STRENGTH
OF SCHEDULETEAM
RPIADJ.
RPICONF.
RPIADJ CONF.
RPIDIV. I ONLY
DIV. I NON-CONF.9- 1
9- 119
190- 1
0- 1150
1505
518
1818
185
55
5

TOTALS

RPI 1-25

RPI 26-50

W-L RECORDS

RPI 51-100

RPI 101-150

RPI 150+

9- 1 0- 1

2- 0

OVERALL

2- 0

2- 0

3- 0

6- 0 0- 0

0- 0

HOME

1- 0

2- 0

3- 0

0- 1 0- 1

0- 0

AWAY

0- 0

0- 0

0- 0

3- 0 0- 0

2- 0

NEUTRAL

1- 0

0- 0

0- 0

9- 1 0- 1

2- 0

NON-CONFERENCE

2- 0

2- 0

3- 0

6- 0 0- 0

0- 0

HOME

1- 0

2- 0

3- 0

0- 1 0- 1

0- 0

AWAY

0- 0

0- 0

0- 0

3- 0 0- 0

2- 0

NEUTRAL

1- 0

0- 0

0- 0

0- 0 0- 0

0- 0

CONFERENCE

0- 0

0- 0

0- 0

0- 0 0- 0

0- 0

HOME

0- 0

0- 0

0- 0

0- 0 0- 0

0- 0

AWAY

0- 0

0- 0

0- 0

0- 0 0- 0

0- 0

NEUTRAL

0- 0

0- 0

0- 0

RPI 1-25

Team's RPI: 18

RPI 26-50

RPI 51-100

RPI 101+

RPI	S	Opponent	Score
5	A	Louisville	75 80

RPI	S	Opponent	Score
32	N	North Carolina	85 75
41	N	UCLA	75 74

RPI	S	Opponent	Score
73	H	Southern U.	91 41
97	N	South Fla.	85 63

RPI	S	Opponent	Score
146	H	Rhode Island	75 52
150	H	Virginia	63 51
185	H	Morehead St.	87 57
244	H	Alabama St.	87 35
269	H	High Point	71 49

LAST 12 Division I GAMES:

5	A	Louisville	75	80	185	H	Morehead St.	87	57
146	H	Rhode Island	75	52	32	N	North Carolina	85	75
73	H	Southern U.	91	41	41	N	UCLA	75	74
244	H	Alabama St.	87	35	97	N	South Fla.	85	63
					269	H	High Point	71	49
					150	H	Virginia	63	51

Kentucky

Kentucky

Non-Div I Games:

Kentucky

Loss,
 Non-Conf, S Site,
 H Home
A Away
 N Neutral

Average RPI	Win:	0	WON-LOST	WINNING	LAST 10	STRENGTH OF	OPP. STRENGTH	TEAM	ADJ.	CONF.	ADJ CONF.
Average RPI	Loss:	267	RECORD	PCT. RANK	GAMES	SCHEDULE	OF SCHEDULE	RPI	RPI	RPI	RPI
DIV. I ONLY		0- 9		328	0- 1	340	328	350	350	31	31
DIV. I NON-CONF.		0- 9		328	0- 1	340	328	350	350	31	31
<hr/>											
TOTALS	RPI 1-25		RPI 26-50		W-L RECORDS	RPI 51-100		RPI 101-150		RPI 150+	
0- 9	0- 0		0- 1		OVERALL	0- 0		0- 0		0- 8	
0- 3	0- 0		0- 0		HOME	0- 0		0- 0		0- 3	
0- 5	0- 0		0- 1		AWAY	0- 0		0- 0		0- 4	
0- 1	0- 0		0- 0		NEUTRAL	0- 0		0- 0		0- 1	
0- 9	0- 0		0- 1		NON-CONFERENCE	0- 0		0- 0		0- 8	
0- 3	0- 0		0- 0		HOME	0- 0		0- 0		0- 3	
0- 5	0- 0		0- 1		AWAY	0- 0		0- 0		0- 4	
0- 1	0- 0		0- 0		NEUTRAL	0- 0		0- 0		0- 1	
0- 0	0- 0		0- 0		CONFERENCE	0- 0		0- 0		0- 0	
0- 0	0- 0		0- 0		HOME	0- 0		0- 0		0- 0	
0- 0	0- 0		0- 0		AWAY	0- 0		0- 0		0- 0	
0- 0	0- 0		0- 0		NEUTRAL	0- 0		0- 0		0- 0	

RPI 1-25				RPI 26-50				RPI 51-100				RPI 101+ Team's RPI: 350			
RPI	S	Opponent	Score	RPI	S	Opponent	Score	RPI	S	Opponent	Score	RPI	S	Opponent	Score
				42	A	Michigan	38 83					204	N	UC Irvine	71 84
												252	A	Fairfield	43 71
												280	A	Saint Peter's	59 86
												303	H	Army West Point	42 57
												315	H	UMass Lowell	64 69
												332	A	Grand Canyon	62 65
												333	A	Manhattan	46 61
												341	H	NJIT	51 72
<hr/>															
LAST 12 Division I GAMES:															
				341	H	NJIT	51 72	204	N	UC Irvine	71 84				
				42	A	Michigan	38 83	280	A	Saint Peter's	59 86				
				315	H	UMass Lowell	64 69	252	A	Fairfield	43 71				
				332	A	Grand Canyon	62 65	303	H	Army West Point	42 57				
								333	A	Manhattan	46 61				

Non-Div I Games:

LIU Brooklyn

Average RPI Win:	135	WON-LOST	WINNING	LAST 10	STRENGTH OF	OPP. STRENGTH	TEAM	ADJ.	CONF.	ADJ CONF.
Average RPI Loss:	69	RECORD	PCT. RANK	GAMES	SCHEDULE	OF SCHEDULE	RPI	RPI	RPI	RPI
DIV. I ONLY	5- 2	80	1- 0	71	45	70	70	5	5	
DIV. I NON-CONF.	5- 2	80	1- 0	71	45	70	70	5	5	

TOTALS	RPI 1-25	RPI 26-50	W-L RECORDS	RPI 51-100	RPI 101-150	RPI 150+				
5- 2	1- 0	1- 1	OVERALL	0- 0	1- 1	2- 0				
4- 2	0- 0	1- 1	HOME	0- 0	1- 1	2- 0				
1- 0	1- 0	0- 0	AWAY	0- 0	0- 0	0- 0				
0- 0	0- 0	0- 0	NEUTRAL	0- 0	0- 0	0- 0				
5- 2	1- 0	1- 1	NON-CONFERENCE	0- 0	1- 1	2- 0				
4- 2	0- 0	1- 1	HOME	0- 0	1- 1	2- 0				
1- 0	1- 0	0- 0	AWAY	0- 0	0- 0	0- 0				
0- 0	0- 0	0- 0	NEUTRAL	0- 0	0- 0	0- 0				
0- 0	0- 0	0- 0	CONFERENCE	0- 0	0- 0	0- 0				
0- 0	0- 0	0- 0	HOME	0- 0	0- 0	0- 0				
0- 0	0- 0	0- 0	AWAY	0- 0	0- 0	0- 0				
0- 0	0- 0	0- 0	NEUTRAL	0- 0	0- 0	0- 0				

RPI 1-25				RPI 26-50				RPI 51-100				RPI 101+			
RPI	S	Opponent	Score	RPI	S	Opponent	Score	RPI	S	Opponent	Score	RPI	S	Opponent	Score
22	A	Florida St.	58 45	31	H	Tulane	54 56					106	H	Kansas	61 68
				37	H	Northern Colo.	62 57					130	H	Sam Houston St.	66 52
												169	H	Little Rock	60 45
												319	H	McNeese	86 36
LAST 12 Division I GAMES:															
				106	H	Kansas	61 68	319	H	McNeese	86 36				
				169	H	Little Rock	60 45								
				22	A	Florida St.	58 45								
				31	H	Tulane	54 56								
				37	H	Northern Colo.	62 57								
				130	H	Sam Houston St.	66 52								

Non-Div I Games:

LSU

Average RPI	Win:	259	WON-LOST	WINNING	LAST 10	STRENGTH OF	OPP. STRENGTH	TEAM	ADJ.	CONF.	ADJ CONF.
Average RPI	Loss:	161	RECORD	PCT. RANK	GAMES	SCHEDULE	OF SCHEDULE	RPI	RPI	RPI	RPI
DIV. I ONLY		1- 8		318	1- 0	116	298	298	298	16	16
DIV. I NON-CONF.		1- 8		318	1- 0	116	298	298	298	16	16

TOTALS	RPI 1-25		RPI 26-50		W-L RECORDS	RPI 51-100		RPI 101-150		RPI 150+	
1- 8	0- 0		0- 1		OVERALL	0- 1		0- 2		1- 4	
1- 2	0- 0		0- 0		HOME	0- 0		0- 1		1- 1	
0- 6	0- 0		0- 1		AWAY	0- 1		0- 1		0- 3	
0- 0	0- 0		0- 0		NEUTRAL	0- 0		0- 0		0- 0	
1- 8	0- 0		0- 1		NON-CONFERENCE	0- 1		0- 2		1- 4	
1- 2	0- 0		0- 0		HOME	0- 0		0- 1		1- 1	
0- 6	0- 0		0- 1		AWAY	0- 1		0- 1		0- 3	
0- 0	0- 0		0- 0		NEUTRAL	0- 0		0- 0		0- 0	
0- 0	0- 0		0- 0		CONFERENCE	0- 0		0- 0		0- 0	
0- 0	0- 0		0- 0		HOME	0- 0		0- 0		0- 0	
0- 0	0- 0		0- 0		AWAY	0- 0		0- 0		0- 0	
0- 0	0- 0		0- 0		NEUTRAL	0- 0		0- 0		0- 0	

RPI 1-25				RPI 26-50				RPI 51-100				RPI 101+				Team's RPI: 298	
RPI	S	Opponent	Score	RPI	S	Opponent	Score	RPI	S	Opponent	Score	RPI	S	Opponent	Score		
				46	A	Villanova	68 81										
								59	A	Oregon St.	46 100	126	A	Penn	34 65		
												149	H	Drexel	43 58		
												153	A	Harvard	43 88		
												191	A	Towson	68 92		
												259	H	Norfolk St.	62 52		
												273	H	Howard	54 57		
												288	A	Robert Morris	39 67		
LAST 12 Division I GAMES:																	
				153	A	Harvard	43 88	259	H	Norfolk St.	62 52						
				288	A	Robert Morris	39 67	126	A	Penn	34 65						
				273	H	Howard	54 57	59	A	Oregon St.	46 100						
								149	H	Drexel	43 58						
								46	A	Villanova	68 81						
								191	A	Towson	68 92						

Non-Div I Games:

La Salle

Average RPI Win:	272	WON-LOST	WINNING	LAST 10	STRENGTH OF	OPP. STRENGTH	TEAM	ADJ.	CONF.	ADJ CONF.
Average RPI Loss:	187	RECORD	PCT. RANK	GAMES	SCHEDULE	OF SCHEDULE	RPI	RPI	RPI	RPI
DIV. I ONLY	4- 2	97	1- 0	343	134	217	217	19	19	
DIV. I NON-CONF.	4- 2	97	1- 0	343	134	217	217	19	19	

TOTALS	RPI 1-25	RPI 26-50	W-L RECORDS	RPI 51-100	RPI 101-150	RPI 150+				
4- 2	0- 0	0- 0	OVERALL	0- 0	0- 0	4- 2				
2- 0	0- 0	0- 0	HOME	0- 0	0- 0	2- 0				
2- 2	0- 0	0- 0	AWAY	0- 0	0- 0	2- 2				
0- 0	0- 0	0- 0	NEUTRAL	0- 0	0- 0	0- 0				
4- 2	0- 0	0- 0	NON-CONFERENCE	0- 0	0- 0	4- 2				
2- 0	0- 0	0- 0	HOME	0- 0	0- 0	2- 0				
2- 2	0- 0	0- 0	AWAY	0- 0	0- 0	2- 2				
0- 0	0- 0	0- 0	NEUTRAL	0- 0	0- 0	0- 0				
0- 0	0- 0	0- 0	CONFERENCE	0- 0	0- 0	0- 0				
0- 0	0- 0	0- 0	HOME	0- 0	0- 0	0- 0				
0- 0	0- 0	0- 0	AWAY	0- 0	0- 0	0- 0				
0- 0	0- 0	0- 0	NEUTRAL	0- 0	0- 0	0- 0				

RPI 1-25				RPI 26-50				RPI 51-100				RPI 101+				Team's RPI: 217
RPI	S	Opponent	Score	RPI	S	Opponent	Score	RPI	S	Opponent	Score	RPI	S	Opponent	Score	
												186	A	SMU	38	49
												187	A	Texas Tech	42	86
												198	A	New Orleans	57	44
												239	H	Mississippi Val.	72	65
												319	H	McNeese	69	60
												330	A	Northwestern St.	63	55

LAST 12 Division I GAMES:																
239	H	Mississippi Val.	72	65	319	H	McNeese	69	60	187	A	Texas Tech	42	86		
330	A	Northwestern St.	63	55	186	A	SMU	38	49							
198	A	New Orleans	57	44												

Non-Div I Games: LSU-Alexandria 93 62

La. -Monroe

Average RPI	Win:	307	WON-LOST	WINNING	LAST 10	STRENGTH OF	OPP. STRENGTH	TEAM	ADJ.	CONF.	ADJ CONF.
Average RPI	Loss:	269	RECORD	PCT. RANK	GAMES	SCHEDULE	OF SCHEDULE	RPI	RPI	RPI	RPI
DIV. I ONLY		5- 4		147	0- 1	349	272	322	322	21	21
DIV. I NON-CONF.		5- 4		147	0- 1	349	272	322	322	21	21

TOTALS	RPI 1-25		RPI 26-50		W-L RECORDS	RPI 51-100		RPI 101-150		RPI 150+	
5- 4	0- 0		0- 0		OVERALL	0- 0		0- 0		5- 4	
3- 1	0- 0		0- 0		HOME	0- 0		0- 0		3- 1	
2- 2	0- 0		0- 0		AWAY	0- 0		0- 0		2- 2	
0- 1	0- 0		0- 0		NEUTRAL	0- 0		0- 0		0- 1	
5- 4	0- 0		0- 0		NON-CONFERENCE	0- 0		0- 0		5- 4	
3- 1	0- 0		0- 0		HOME	0- 0		0- 0		3- 1	
2- 2	0- 0		0- 0		AWAY	0- 0		0- 0		2- 2	
0- 1	0- 0		0- 0		NEUTRAL	0- 0		0- 0		0- 1	
0- 0	0- 0		0- 0		CONFERENCE	0- 0		0- 0		0- 0	
0- 0	0- 0		0- 0		HOME	0- 0		0- 0		0- 0	
0- 0	0- 0		0- 0		AWAY	0- 0		0- 0		0- 0	
0- 0	0- 0		0- 0		NEUTRAL	0- 0		0- 0		0- 0	

RPI 1-25				RPI 26-50				RPI 51-100				RPI 101+ Team's RPI: 322			
RPI	S	Opponent	Score	RPI	S	Opponent	Score	RPI	S	Opponent	Score	RPI	S	Opponent	Score
												210	N	Delaware	47 65
												215	H	Monmouth	73 69
												253	A	Fla. Atlantic	49 53
												280	H	Saint Peter's	60 62
												304	H	Binghamton	59 50
												333	A	Manhattan	49 60
												336	A	Wagner	66 43
												340	A	Fairleigh Dickinson	63 57
												342	H	Albany (NY)	67 66

LAST 12 Division I GAMES:															
				342	H	Albany (NY)	67 66	210	N	Delaware	47 65				
				253	A	Fla. Atlantic	49 53	215	H	Monmouth	73 69				
				280	H	Saint Peter's	60 62	333	A	Manhattan	49 60				
				336	A	Wagner	66 43								
				304	H	Binghamton	59 50								
				340	A	Fairleigh Dickinson	63 57								

Non-Div I Games:

Lafayette

Average RPI Win: 220 WON-LOST WINNING LAST 10 STRENGTH OF OPP. STRENGTH TEAM ADJ. CONF. ADJ CONF.
Average RPI Loss: 67 RECORD PCT. RANK GAMES SCHEDULE OF SCHEDULE RPI RPI RPI RPI

DIV. I ONLY	2- 4	238	0- 0	5	329	35	35	22	22
DIV. I NON-CONF.	2- 4	238	0- 0	5	329	35	35	22	22

TOTALS	RPI 1-25	RPI 26-50	W-L RECORDS	RPI 51-100	RPI 101-150	RPI 150+			
2- 4	0- 1	0- 0	OVERALL	0- 3	1- 0	1- 0			
0- 0	0- 0	0- 0	HOME	0- 0	0- 0	0- 0			
2- 3	0- 1	0- 0	AWAY	0- 2	1- 0	1- 0			
0- 1	0- 0	0- 0	NEUTRAL	0- 1	0- 0	0- 0			
2- 4	0- 1	0- 0	NON-CONFERENCE	0- 3	1- 0	1- 0			
0- 0	0- 0	0- 0	HOME	0- 0	0- 0	0- 0			
2- 3	0- 1	0- 0	AWAY	0- 2	1- 0	1- 0			
0- 1	0- 0	0- 0	NEUTRAL	0- 1	0- 0	0- 0			
0- 0	0- 0	0- 0	CONFERENCE	0- 0	0- 0	0- 0			
0- 0	0- 0	0- 0	HOME	0- 0	0- 0	0- 0			
0- 0	0- 0	0- 0	AWAY	0- 0	0- 0	0- 0			
0- 0	0- 0	0- 0	NEUTRAL	0- 0	0- 0	0- 0			

RPI 1-25				RPI 26-50				Team's RPI: 35				RPI 51-100				RPI 101+			
RPI	S	Opponent	Score	RPI	S	Opponent	Score					RPI	S	Opponent	Score	RPI	S	Opponent	Score
21	A	Mississippi St.	53 104									74	A	Denver	110 117	105	A	Texas A&M	74 68
												79	N	Ohio	62 87	335	A	Louisiana	79 77
												93	A	Kansas St.	55 73				
LAST 12 Division I GAMES:																			
												93	A	Kansas St.	55 73				
												105	A	Texas A&M	74 68				
												79	N	Ohio	62 87				
												74	A	Denver	110 117				
												21	A	Mississippi St.	53 104				
												335	A	Louisiana	79 77				

Non-Div I Games: LeTourneau 104 27 Louisiana Col. 94 43 McMurry 100 37

Average RPI Win: 250
 Average RPI Loss: 59
 WON-LOST RECORD
 WINNING PCT. RANK
 LAST 10 GAMES
 STRENGTH OF SCHEDULE
 OPP. STRENGTH OF SCHEDULE
 TEAM RPI
 ADJ. RPI
 CONF. RPI
 ADJ CONF. RPI

DIV. I ONLY	6- 2	68	0- 1	234	155	151	151	21	21
DIV. I NON-CONF.	6- 2	68	0- 1	234	155	151	151	21	21
TOTALS	RPI 1-25	RPI 26-50	W-L RECORDS	RPI 51-100	RPI 101-150	RPI 150+			
6- 2	0- 0	0- 1	OVERALL	0- 1	0- 0	6- 0			
4- 2	0- 0	0- 1	HOME	0- 1	0- 0	4- 0			
2- 0	0- 0	0- 0	AWAY	0- 0	0- 0	2- 0			
0- 0	0- 0	0- 0	NEUTRAL	0- 0	0- 0	0- 0			
6- 2	0- 0	0- 1	NON-CONFERENCE	0- 1	0- 0	6- 0			
4- 2	0- 0	0- 1	HOME	0- 1	0- 0	4- 0			
2- 0	0- 0	0- 0	AWAY	0- 0	0- 0	2- 0			
0- 0	0- 0	0- 0	NEUTRAL	0- 0	0- 0	0- 0			
0- 0	0- 0	0- 0	CONFERENCE	0- 0	0- 0	0- 0			
0- 0	0- 0	0- 0	HOME	0- 0	0- 0	0- 0			
0- 0	0- 0	0- 0	AWAY	0- 0	0- 0	0- 0			
0- 0	0- 0	0- 0	NEUTRAL	0- 0	0- 0	0- 0			

RPI S Opponent	RPI S Opponent	RPI S Opponent	RPI S Opponent	Team's RPI: 151
RPI 1-25	RPI 26-50	RPI 51-100	RPI 101+	Score
46 H Villanova	48 70	72 H Charlotte	60 62	212 H Sacred Heart 70 66
				215 H Monmouth 63 48
				248 H Cornell 67 54
				259 H Norfolk St. 62 41
				264 A Central Conn. St. 88 62
				304 A Binghamton 65 55
LAST 12 Division I GAMES:				
72 H Charlotte	60 62	215 H Monmouth	63 48	
212 H Sacred Heart	70 66	264 A Central Conn. St.	88 62	
248 H Cornell	67 54			
259 H Norfolk St.	62 41			
304 A Binghamton	65 55			
46 H Villanova	48 70			

Non-Div I Games: Kutztown 73 39

Lehi gh

Average RPI	Win: 268	WON-LOST RECORD	WINNING PCT. RANK	LAST 10 GAMES	STRENGTH OF SCHEDULE	OPP. STRENGTH OF SCHEDULE	TEAM RPI	ADJ. RPI	CONF. RPI	ADJ CONF. RPI
Average RPI	Loss: 134									
DIV. I ONLY		2- 6	262	0- 1	256	142	291	291	25	25
DIV. I NON-CONF.		2- 6	262	0- 1	256	142	291	291	25	25

TOTALS	RPI 1-25		RPI 26-50		W-L RECORDS		RPI 51-100		RPI 101-150	RPI 150+
2- 6	0- 0		0- 1		OVERALL		0- 3		0- 0	2- 2
1- 2	0- 0		0- 1		HOME		0- 1		0- 0	1- 0
1- 2	0- 0		0- 0		AWAY		0- 1		0- 0	1- 1
0- 2	0- 0		0- 0		NEUTRAL		0- 1		0- 0	0- 1
2- 6	0- 0		0- 1		NON-CONFERENCE		0- 3		0- 0	2- 2
1- 2	0- 0		0- 1		HOME		0- 1		0- 0	1- 0
1- 2	0- 0		0- 0		AWAY		0- 1		0- 0	1- 1
0- 2	0- 0		0- 0		NEUTRAL		0- 1		0- 0	0- 1
0- 0	0- 0		0- 0		CONFERENCE		0- 0		0- 0	0- 0
0- 0	0- 0		0- 0		HOME		0- 0		0- 0	0- 0
0- 0	0- 0		0- 0		AWAY		0- 0		0- 0	0- 0
0- 0	0- 0		0- 0		NEUTRAL		0- 0		0- 0	0- 0

RPI 1-25				RPI 26-50				RPI 51-100				RPI 101+ Team's RPI: 291			
RPI	S	Opponent	Score	RPI	S	Opponent	Score	RPI	S	Opponent	Score	RPI	S	Opponent	Score
				36	H	Virginia Tech	61 72	72	N	Charlotte	61 63	242	A	Bethune-Cookman	76 81
								96	A	Chattanooga	60 75	250	H	Saint Francis (PA)	82 53
								100	H	James Madison	53 74	259	N	Norfolk St.	53 66
												286	A	ETSU	89 86
LAST 12 Division I GAMES:															
				96	A	Chattanooga	60 75	259	N	Norfolk St.	53 66				
				250	H	Saint Francis (PA)	82 53	286	A	ETSU	89 86				
				36	H	Virginia Tech	61 72	100	H	James Madison	53 74				
				242	A	Bethune-Cookman	76 81	72	N	Charlotte	61 63				

Non-Div I Games:

Liberty

Average RPI Win:	295	WON-LOST	WINNING	LAST 10	STRENGTH OF	OPP. STRENGTH	TEAM	ADJ.	CONF.	ADJ CONF.
Average RPI Loss:	175	RECORD	PCT. RANK	GAMES	SCHEDULE	OF SCHEDULE	RPI	RPI	RPI	RPI
DIV. I ONLY	2- 7	274	0- 1	291	235	316	316	25	25	
DIV. I NON-CONF.	2- 7	274	0- 1	291	235	316	316	25	25	

TOTALS	RPI 1-25	RPI 26-50	W-L RECORDS	RPI 51-100	RPI 101-150	RPI 150+				
2- 7	0- 0	0- 2	OVERALL	0- 1	0- 0	2- 4				
1- 2	0- 0	0- 0	HOME	0- 1	0- 0	1- 1				
1- 5	0- 0	0- 2	AWAY	0- 0	0- 0	1- 3				
0- 0	0- 0	0- 0	NEUTRAL	0- 0	0- 0	0- 0				
2- 7	0- 0	0- 2	NON-CONFERENCE	0- 1	0- 0	2- 4				
1- 2	0- 0	0- 0	HOME	0- 1	0- 0	1- 1				
1- 5	0- 0	0- 2	AWAY	0- 0	0- 0	1- 3				
0- 0	0- 0	0- 0	NEUTRAL	0- 0	0- 0	0- 0				
0- 0	0- 0	0- 0	CONFERENCE	0- 0	0- 0	0- 0				
0- 0	0- 0	0- 0	HOME	0- 0	0- 0	0- 0				
0- 0	0- 0	0- 0	AWAY	0- 0	0- 0	0- 0				
0- 0	0- 0	0- 0	NEUTRAL	0- 0	0- 0	0- 0				

RPI 1-25				RPI 26-50				RPI 51-100				RPI 101+ Team's RPI: 316			
RPI	S	Opponent	Score	RPI	S	Opponent	Score	RPI	S	Opponent	Score	RPI	S	Opponent	Score
				47	A	Clemson	26 68	63	H	UT Martin	53 62	190	A	Cincinnati	55 71
				49	A	Belmont	43 83					224	H	Jacksonville St.	46 58
												292	H	Tennessee St.	64 62
												297	A	Alabama A&M	62 58
												309	A	Murray St.	61 97
												343	A	Austin Peay	58 70
LAST 12 Division I GAMES:															
				63	H	UT Martin	53 62	343	A	Austin Peay	58 70				
				49	A	Belmont	43 83	190	A	Cincinnati	55 71				
				292	H	Tennessee St.	64 62	309	A	Murray St.	61 97				
								224	H	Jacksonville St.	46 58				
								297	A	Alabama A&M	62 58				
								47	A	Clemson	26 68				

Non-Div I Games:

Lipscomb

Average RPI	Win: 167	WON-LOST	WINNING	LAST 10	STRENGTH OF	OPP. STRENGTH	TEAM	ADJ.	CONF.	ADJ CONF.
Average RPI	Loss: 98	RECORD	PCT. RANK	GAMES	SCHEDULE	OF SCHEDULE	RPI	RPI	RPI	RPI
DIV. I ONLY	2- 6	262	0- 1	23	193	169	169	19	19	
DIV. I NON-CONF.	2- 6	262	0- 1	23	193	169	169	19	19	

TOTALS	RPI 1-25	RPI 26-50	W-L RECORDS	RPI 51-100	RPI 101-150	RPI 150+				
2- 6	0- 1	0- 0	OVERALL	1- 2	0- 2	1- 1				
1- 5	0- 1	0- 0	HOME	0- 1	0- 2	1- 1				
1- 1	0- 0	0- 0	AWAY	1- 1	0- 0	0- 0				
0- 0	0- 0	0- 0	NEUTRAL	0- 0	0- 0	0- 0				
2- 6	0- 1	0- 0	NON-CONFERENCE	1- 2	0- 2	1- 1				
1- 5	0- 1	0- 0	HOME	0- 1	0- 2	1- 1				
1- 1	0- 0	0- 0	AWAY	1- 1	0- 0	0- 0				
0- 0	0- 0	0- 0	NEUTRAL	0- 0	0- 0	0- 0				
0- 0	0- 0	0- 0	CONFERENCE	0- 0	0- 0	0- 0				
0- 0	0- 0	0- 0	HOME	0- 0	0- 0	0- 0				
0- 0	0- 0	0- 0	AWAY	0- 0	0- 0	0- 0				
0- 0	0- 0	0- 0	NEUTRAL	0- 0	0- 0	0- 0				

RPI 1-25				RPI 26-50				RPI 51-100				RPI 101+ Team's RPI: 169			
RPI	S	Opponent	Score	RPI	S	Opponent	Score	RPI	S	Opponent	Score	RPI	S	Opponent	Score
21	H	Missi ssi ppi St.	63 98					70	A	LSU	45 60	105	H	Texas A&M	40 61
								81	A	Loui si ana Tech	69 58	138	H	Rice	65 79
								93	H	Kansas St.	47 53	162	H	Western Ky.	56 68
												253	H	Fla. Atlantic	61 38

LAST 12 Division I GAMES:															
				93	H	Kansas St.	47 53	138	H	Rice	65 79				
				162	H	Western Ky.	56 68	253	H	Fla. Atlantic	61 38				
				21	H	Missi ssi ppi St.	63 98	81	A	Loui si ana Tech	69 58				
				70	A	LSU	45 60								
				105	H	Texas A&M	40 61								

Non-Div I Games:

Little Rock

Average RPI Win: 203		Long Beach St.		Through Games of Dec. 12, 2018							
Average RPI Loss: 123		WON-LOST RECORD	WINNING PCT. RANK	LAST 10 GAMES		STRENGTH OF SCHEDULE	OPP. STRENGTH OF SCHEDULE	TEAM RPI	ADJ. RPI	CONF. RPI	ADJ CONF. RPI
DIV. I ONLY		1- 9	324	0- 1		72	230	277	277	23	23
DIV. I NON-CONF.		1- 9	324	0- 1		72	230	277	277	23	23

TOTALS		RPI 1-25		RPI 26-50		W-L RECORDS	RPI 51-100	RPI 101-150		RPI 150+	
1- 9		0- 1		0- 0		OVERALL	0- 3	0- 3		1- 2	
1- 6		0- 0		0- 0		HOME	0- 2	0- 2		1- 2	
0- 3		0- 1		0- 0		AWAY	0- 1	0- 1		0- 0	
0- 0		0- 0		0- 0		NEUTRAL	0- 0	0- 0		0- 0	
1- 9		0- 1		0- 0		NON-CONFERENCE	0- 3	0- 3		1- 2	
1- 6		0- 0		0- 0		HOME	0- 2	0- 2		1- 2	
0- 3		0- 1		0- 0		AWAY	0- 1	0- 1		0- 0	
0- 0		0- 0		0- 0		NEUTRAL	0- 0	0- 0		0- 0	
0- 0		0- 0		0- 0		CONFERENCE	0- 0	0- 0		0- 0	
0- 0		0- 0		0- 0		HOME	0- 0	0- 0		0- 0	
0- 0		0- 0		0- 0		AWAY	0- 0	0- 0		0- 0	
0- 0		0- 0		0- 0		NEUTRAL	0- 0	0- 0		0- 0	

RPI 1-25				RPI 26-50				RPI 51-100				RPI 101+ Team's RPI: 277			
RPI	S	Opponent	Score	RPI	S	Opponent	Score	RPI	S	Opponent	Score	RPI	S	Opponent	Score
6	A	Oregon	48 110					77	H	Arizona	43 70	101	H	UNI	64 71
								80	H	Southern Cal i forn i a	50 86	108	A	Montana St.	62 85
								99	A	Utah	59 82	134	H	San Di ego	56 60
												203	H	Idaho	70 63
												216	H	Nevada	67 76
												289	H	Cal i forn i a Bapti st	83 85
LAST 12 Divi s i on I GAMES:															
108	A	Montana St.	62 85	77	H	Ari zona	43 70	134	H	San Di ego	56 60				
203	H	Idaho	70 63					6	A	Oregon	48 110				
101	H	UNI	64 71					289	H	Cal i forn i a Bapti st	83 85				
216	H	Nevada	67 76												
99	A	Utah	59 82												
80	H	Southern Cal i forn i a	50 86												

Non-Div I Games:

Long Beach St.

Average RPI Win:	334	WON-LOST	WINNING	LAST 10	STRENGTH OF	OPP. STRENGTH	TEAM	ADJ.	CONF.	ADJ CONF.
Average RPI Loss:	227	RECORD	PCT. RANK	GAMES	SCHEDULE	OF SCHEDULE	RPI	RPI	RPI	RPI

DIV. I ONLY	1- 5	294	0- 1	350	253	351	351	29	29
DIV. I NON-CONF.	1- 5	294	0- 1	350	253	351	351	29	29
TOTALS	RPI 1-25	RPI 26-50	W-L RECORDS	RPI 51-100	RPI 101-150	RPI 150+			
1- 5	0- 0	0- 0	OVERALL	0- 1	0- 0	1- 4			
1- 3	0- 0	0- 0	HOME	0- 0	0- 0	1- 3			
0- 2	0- 0	0- 0	AWAY	0- 1	0- 0	0- 1			
0- 0	0- 0	0- 0	NEUTRAL	0- 0	0- 0	0- 0			
1- 5	0- 0	0- 0	NON-CONFERENCE	0- 1	0- 0	1- 4			
1- 3	0- 0	0- 0	HOME	0- 0	0- 0	1- 3			
0- 2	0- 0	0- 0	AWAY	0- 1	0- 0	0- 1			
0- 0	0- 0	0- 0	NEUTRAL	0- 0	0- 0	0- 0			
0- 0	0- 0	0- 0	CONFERENCE	0- 0	0- 0	0- 0			
0- 0	0- 0	0- 0	HOME	0- 0	0- 0	0- 0			
0- 0	0- 0	0- 0	AWAY	0- 0	0- 0	0- 0			
0- 0	0- 0	0- 0	NEUTRAL	0- 0	0- 0	0- 0			

RPI 1-25	RPI 26-50	RPI 51-100	RPI 101+ Team's RPI: 351
RPI S Opponent Score	RPI S Opponent Score	RPI S Opponent Score	RPI S Opponent Score
		83 A VCU 55 84	207 H Wofford 72 101
			250 H Saint Francis (PA) 88 91
			259 A Norfolk St. 42 74
			334 H UMES 83 71
			336 H Wagner 60 86
LAST 12 Division I GAMES:			
83 A VCU 55 84	259 A Norfolk St. 42 74	207 H Wofford 72 101	
	250 H Saint Francis (PA) 88 91		
	334 H UMES 83 71		
	336 H Wagner 60 86		

Non-Div I Games:

Longwood

Average RPI Win: 324 WON-LOST RECORD WINNING PCT. RANK LAST 10 GAMES STRENGTH OF SCHEDULE OPP. STRENGTH OF SCHEDULE TEAM RPI ADJ. RPI CONF. RPI ADJ. CONF. RPI

DIV. I ONLY	2- 6	262	0- 1	338	163	335	335	19	19
DIV. I NON-CONF.	2- 6	262	0- 1	338	163	335	335	19	19
TOTALS	RPI 1-25	RPI 26-50	W-L RECORDS	RPI 51-100	RPI 101-150	RPI 150+			
2- 6	0- 0	0- 2	OVERALL	0- 0	0- 1	2- 3			
1- 2	0- 0	0- 1	HOME	0- 0	0- 1	1- 0			
1- 3	0- 0	0- 1	AWAY	0- 0	0- 0	1- 2			
0- 1	0- 0	0- 0	NEUTRAL	0- 0	0- 0	0- 1			
2- 6	0- 0	0- 2	NON-CONFERENCE	0- 0	0- 1	2- 3			
1- 2	0- 0	0- 1	HOME	0- 0	0- 1	1- 0			
1- 3	0- 0	0- 1	AWAY	0- 0	0- 0	1- 2			
0- 1	0- 0	0- 0	NEUTRAL	0- 0	0- 0	0- 1			
0- 0	0- 0	0- 0	CONFERENCE	0- 0	0- 0	0- 0			
0- 0	0- 0	0- 0	HOME	0- 0	0- 0	0- 0			
0- 0	0- 0	0- 0	AWAY	0- 0	0- 0	0- 0			
0- 0	0- 0	0- 0	NEUTRAL	0- 0	0- 0	0- 0			

RPI S Opponent Score	RPI S Opponent Score	RPI S Opponent Score	RPI S Opponent Score
35 H Lamar University 77 79	35 H Lamar University 77 79	130 H Sam Houston St. 62 68	130 H Sam Houston St. 62 68
45 A Auburn 59 71	45 A Auburn 59 71	232 A Ole Miss 57 79	232 A Ole Miss 57 79
		317 N A&M-Corpus Christi 63 64	317 N A&M-Corpus Christi 63 64
		319 A McNeese 70 59	319 A McNeese 70 59
		326 A UTRGV 60 75	326 A UTRGV 60 75
		328 H Jackson St. 68 61	328 H Jackson St. 68 61
LAST 12 Division I GAMES:			
232 A Ole Miss 57 79	328 H Jackson St. 68 61	319 A McNeese 70 59	35 H Lamar University 77 79
130 H Sam Houston St. 62 68			
326 A UTRGV 60 75			
317 N A&M-Corpus Christi 63 64			
45 A Auburn 59 71			

Non-Div I Games: Dillard 69 72

Louisiana

Average RPI Win:	159	WON-LOST	WINNING	LAST 10	STRENGTH OF	OPP. STRENGTH	TEAM	ADJ.	CONF.	ADJ CONF.
Average RPI Loss:	143	RECORD	PCT. RANK	GAMES	SCHEDULE	OF SCHEDULE	RPI	RPI	RPI	RPI

DIV. I ONLY	5- 3	112	1- 0	133	94	81	81	18	18
DIV. I NON-CONF.	5- 3	112	1- 0	133	94	81	81	18	18

TOTALS	RPI 1-25	RPI 26-50	W-L RECORDS	RPI 51-100	RPI 101-150	RPI 150+			
5- 3	0- 0	0- 1	OVERALL	1- 0	1- 0	3- 2			
2- 1	0- 0	0- 0	HOME	0- 0	1- 0	1- 1			
2- 2	0- 0	0- 1	AWAY	0- 0	0- 0	2- 1			
1- 0	0- 0	0- 0	NEUTRAL	1- 0	0- 0	0- 0			
5- 3	0- 0	0- 1	NON-CONFERENCE	1- 0	1- 0	3- 2			
2- 1	0- 0	0- 0	HOME	0- 0	1- 0	1- 1			
2- 2	0- 0	0- 1	AWAY	0- 0	0- 0	2- 1			
1- 0	0- 0	0- 0	NEUTRAL	1- 0	0- 0	0- 0			
0- 0	0- 0	0- 0	CONFERENCE	0- 0	0- 0	0- 0			
0- 0	0- 0	0- 0	HOME	0- 0	0- 0	0- 0			
0- 0	0- 0	0- 0	AWAY	0- 0	0- 0	0- 0			
0- 0	0- 0	0- 0	NEUTRAL	0- 0	0- 0	0- 0			

RPI S Opponent Score	RPI S Opponent Score	RPI S Opponent Score	RPI S Opponent Score
	28 A Arizona St. 44 80	82 N Alabama 79 62	132 H Houston 100 88
			155 A Arkansas St. 80 70
			156 H Southeastern La. 72 53
			169 H Little Rock 58 69
			231 A Wichita St. 56 70
			270 A Memphis 66 50
Team's RPI: 81			
LAST 12 Division I GAMES:			
231 A Wichita St. 56 70	82 N Alabama 79 62	156 H Southeastern La. 72 53	
155 A Arkansas St. 80 70	28 A Arizona St. 44 80		
270 A Memphis 66 50			
132 H Houston 100 88			
169 H Little Rock 58 69			

Non-Div I Games: LSU-Alexandria 112 70

Louisiana Tech

Average RPI Win:	113	WON-LOST	WINNING	LAST 10	STRENGTH OF	OPP. STRENGTH	TEAM	ADJ.	CONF.	ADJ CONF.
Average RPI Loss:	0	RECORD	PCT. RANK	GAMES	SCHEDULE	OF SCHEDULE	RPI	RPI	RPI	RPI

DIV. I ONLY	10- 0	1	1- 0	35	61	5	5	1	1
DIV. I NON-CONF.	10- 0	1	1- 0	35	61	5	5	1	1

TOTALS	RPI 1-25	RPI 26-50	W-L RECORDS	RPI 51-100	RPI 101-150	RPI 150+			
10- 0	1- 0	1- 0	OVERALL	2- 0	4- 0	2- 0			
5- 0	1- 0	0- 0	HOME	1- 0	2- 0	1- 0			
3- 0	0- 0	0- 0	AWAY	1- 0	1- 0	1- 0			
2- 0	0- 0	1- 0	NEUTRAL	0- 0	1- 0	0- 0			
10- 0	1- 0	1- 0	NON-CONFERENCE	2- 0	4- 0	2- 0			
5- 0	1- 0	0- 0	HOME	1- 0	2- 0	1- 0			
3- 0	0- 0	0- 0	AWAY	1- 0	1- 0	1- 0			
2- 0	0- 0	1- 0	NEUTRAL	0- 0	1- 0	0- 0			
0- 0	0- 0	0- 0	CONFERENCE	0- 0	0- 0	0- 0			
0- 0	0- 0	0- 0	HOME	0- 0	0- 0	0- 0			
0- 0	0- 0	0- 0	AWAY	0- 0	0- 0	0- 0			
0- 0	0- 0	0- 0	NEUTRAL	0- 0	0- 0	0- 0			

RPI 1-25	Team's RPI: 5	RPI 26-50	RPI 51-100	RPI 101+
RPI S Opponent Score	RPI S Opponent Score	RPI S Opponent Score	RPI S Opponent Score	RPI S Opponent Score
18 H Kentucky 80 75	28 N Arizona St. 58 56	63 H UT Martin 102 62	96 A Chattanooga 75 49	111 H Miami (OH) 95 73
				116 A Boise St. 74 55
				117 N Hartford 86 69
				123 H Nebraska 85 68
				162 A Western Ky. 102 80
				292 H Tennessee St. 107 52
LAST 12 Division I GAMES:				
18 H Kentucky 80 75	63 H UT Martin 102 62	292 H Tennessee St. 107 52	123 H Nebraska 85 68	111 H Miami (OH) 95 73
116 A Boise St. 74 55	28 N Arizona St. 58 56	117 N Hartford 86 69		
96 A Chattanooga 75 49				
162 A Western Ky. 102 80				

Non-Div I Games:

Louisville

Average RPI Win: 277

Average RPI Loss: 116

WON-LOST
RECORDWINNING
PCT. RANKLAST 10
GAMESSTRENGTH OF
SCHEDULEOPP. STRENGTH
OF SCHEDULETEAM
RPIADJ.
RPICONF.
RPIADJ CONF.
RPIDIV. I ONLY
DIV. I NON-CONF.6- 3
6- 397
970- 1
0- 1294
294194
194166
166166
16614
1414
14

TOTALS

RPI 1-25

RPI 26-50

W-L RECORDS

RPI 51-100

RPI 101-150

RPI 150+

6- 3
4- 0
2- 3
0- 00- 0
0- 0
0- 0
0- 00- 0
0- 0
0- 0
0- 0OVERALL
HOME
AWAY
NEUTRAL0- 1
0- 0
0- 1
0- 00- 2
0- 0
0- 2
0- 06- 0
4- 0
2- 0
0- 06- 3
4- 0
2- 3
0- 00- 0
0- 0
0- 0
0- 00- 0
0- 0
0- 0
0- 0NON-CONFERENCE
HOME
AWAY
NEUTRAL0- 1
0- 0
0- 1
0- 00- 2
0- 0
0- 2
0- 06- 0
4- 0
2- 0
0- 00- 0
0- 0
0- 0
0- 00- 0
0- 0
0- 0
0- 00- 0
0- 0
0- 0
0- 0CONFERENCE
HOME
AWAY
NEUTRAL0- 0
0- 0
0- 0
0- 00- 0
0- 0
0- 0
0- 00- 0
0- 0
0- 0
0- 0

RPI 1-25

RPI S Opponent Score

RPI 26-50

RPI S Opponent Score

RPI 51-100

RPI S Opponent Score

RPI 101+

Team's RPI: 166

RPI	S	Opponent	Score
143	A	Bowling Green	74 88
144	A	Youngstown St.	63 74
214	H	SIUE	56 43
221	A	UIC	75 60
279	H	Detroit Mercy	52 43
305	A	Western Mi ch.	64 53
320	H	Purdue Fort Wayne	81 67
323	H	Chi cago St.	76 40

LAST 12 Division I GAMES:

60	A	Purdue	41 65	320	H	Purdue Fort Wayne	81 67
214	H	SIUE	56 43	323	H	Chi cago St.	76 40
305	A	Western Mi ch.	64 53	143	A	Bowling Green	74 88
				221	A	UIC	75 60
				279	H	Detroit Mercy	52 43
				144	A	Youngstown St.	63 74

L
o
y
o
l
a
C
h
i
c
a
g
oL
o
y
o
l
a
C
h
i
c
a
g
o

Non-Div I Games:

Loyol a Chi cago

Average RPI Win:	0	WON-LOST	WINNING	LAST 10	STRENGTH OF	OPP. STRENGTH	TEAM	ADJ.	CONF.	ADJ CONF.
Average RPI Loss:	180	RECORD	PCT. RANK	GAMES	SCHEDULE	OF SCHEDULE	RPI	RPI	RPI	RPI
DIV. I ONLY	0- 10	328	0- 1	101	319	313	313	21	21	
DIV. I NON-CONF.	0- 10	328	0- 1	101	319	313	313	21	21	

TOTALS	RPI 1-25	RPI 26-50	W-L RECORDS	RPI 51-100	RPI 101-150	RPI 150+				
0- 10	0- 0	0- 1	OVERALL	0- 0	0- 1	0- 8				
0- 3	0- 0	0- 0	HOME	0- 0	0- 0	0- 3				
0- 6	0- 0	0- 1	AWAY	0- 0	0- 0	0- 5				
0- 1	0- 0	0- 0	NEUTRAL	0- 0	0- 1	0- 0				
0- 10	0- 0	0- 1	NON-CONFERENCE	0- 0	0- 1	0- 8				
0- 3	0- 0	0- 0	HOME	0- 0	0- 0	0- 3				
0- 6	0- 0	0- 1	AWAY	0- 0	0- 0	0- 5				
0- 1	0- 0	0- 0	NEUTRAL	0- 0	0- 1	0- 0				
0- 0	0- 0	0- 0	CONFERENCE	0- 0	0- 0	0- 0				
0- 0	0- 0	0- 0	HOME	0- 0	0- 0	0- 0				
0- 0	0- 0	0- 0	AWAY	0- 0	0- 0	0- 0				
0- 0	0- 0	0- 0	NEUTRAL	0- 0	0- 0	0- 0				

RPI 1-25				RPI 26-50				RPI 51-100				RPI 101+ Team's RPI: 313			
RPI	S	Opponent	Score	RPI	S	Opponent	Score	RPI	S	Opponent	Score	RPI	S	Opponent	Score
				44	A	Maryland	48 83					127	N	Boston College	47 73
												152	H	Mt. St. Mary's	67 77
												164	A	Georgetown	30 45
												165	A	George Mason	38 70
												179	H	William & Mary	49 65
												191	A	Towson	57 62
												228	H	St. Francis Brooklyn	70 75
												241	A	Dartmouth	41 54
												308	A	Saint Joseph's	46 49
LAST 12 Division I GAMES:															
				308	A	Saint Joseph's	46 49	179	H	William & Mary	49 65				
				44	A	Maryland	48 83	164	A	Georgetown	30 45				
				228	H	St. Francis Brooklyn	70 75	241	A	Dartmouth	41 54				
				191	A	Towson	57 62	165	A	George Mason	38 70				
				152	H	Mt. St. Mary's	67 77								
				127	N	Boston College	47 73								

Non-Div I Games:

Loyola Maryland

Average RPI Win:	160	WON-LOST	WINNING	LAST 10	STRENGTH OF	OPP. STRENGTH	TEAM	ADJ.	CONF.	ADJ CONF.
Average RPI Loss:	106	RECORD	PCT. RANK	GAMES	SCHEDULE	OF SCHEDULE	RPI	RPI	RPI	RPI

DIV. I ONLY	6- 2	68	1- 0	159	80	66	66	7	7
DIV. I NON-CONF.	6- 2	68	1- 0	159	80	66	66	7	7
TOTALS	RPI 1-25	RPI 26-50	W-L RECORDS	RPI 51-100	RPI 101-150	RPI 150+			
6- 2	0- 0	1- 0	OVERALL	1- 1	2- 1	2- 0			
3- 1	0- 0	1- 0	HOME	0- 0	1- 1	1- 0			
3- 1	0- 0	0- 0	AWAY	1- 1	1- 0	1- 0			
0- 0	0- 0	0- 0	NEUTRAL	0- 0	0- 0	0- 0			
6- 2	0- 0	1- 0	NON-CONFERENCE	1- 1	2- 1	2- 0			
3- 1	0- 0	1- 0	HOME	0- 0	1- 1	1- 0			
3- 1	0- 0	0- 0	AWAY	1- 1	1- 0	1- 0			
0- 0	0- 0	0- 0	NEUTRAL	0- 0	0- 0	0- 0			
0- 0	0- 0	0- 0	CONFERENCE	0- 0	0- 0	0- 0			
0- 0	0- 0	0- 0	HOME	0- 0	0- 0	0- 0			
0- 0	0- 0	0- 0	AWAY	0- 0	0- 0	0- 0			
0- 0	0- 0	0- 0	NEUTRAL	0- 0	0- 0	0- 0			

RPI 1-25	RPI 26-50	RPI 51-100	Team's RPI: 66	RPI 101+
RPI S Opponent Score	RPI S Opponent Score	RPI S Opponent Score		RPI S Opponent Score
	41 H UCLA 69 63	74 A Denver 75 104		115 H UC Davis 60 53
		77 A Arizona 66 64		135 A CSUN 72 53
				137 H Northern Ariz. 62 63
				288 H Robert Morris 61 53
				302 A UC Santa Barbara 70 57
LAST 12 Division I GAMES:				
	74 A Denver 75 104	288 H Robert Morris 61 53		
	115 H UC Davis 60 53	135 A CSUN 72 53		
	137 H Northern Ariz. 62 63			
	302 A UC Santa Barbara 70 57			
	77 A Arizona 66 64			
	41 H UCLA 69 63			

Non-Div I Games:

Loyola Marymount

Average RPI	Win:	170	WON-LOST	WINNING	LAST 10	STRENGTH OF	OPP. STRENGTH	TEAM	ADJ.	CONF.	ADJ CONF.
Average RPI	Loss:	35	RECORD	PCT. RANK	GAMES	SCHEDULE	OF SCHEDULE	RPI	RPI	RPI	RPI
DIV. I ONLY		7- 2		51	1- 0	145	99	52	52	24	24
DIV. I NON-CONF.		7- 2		51	1- 0	145	99	52	52	24	24

TOTALS	RPI 1-25		RPI 26-50		W-L RECORDS	RPI 51-100		RPI 101-150		RPI 150+	
7- 2	0- 0		1- 2		OVERALL	1- 0		1- 0		4- 0	
2- 1	0- 0		0- 1		HOME	1- 0		0- 0		1- 0	
3- 1	0- 0		1- 1		AWAY	0- 0		0- 0		2- 0	
2- 0	0- 0		0- 0		NEUTRAL	0- 0		1- 0		1- 0	
7- 2	0- 0		1- 2		NON-CONFERENCE	1- 0		1- 0		4- 0	
2- 1	0- 0		0- 1		HOME	1- 0		0- 0		1- 0	
3- 1	0- 0		1- 1		AWAY	0- 0		0- 0		2- 0	
2- 0	0- 0		0- 0		NEUTRAL	0- 0		1- 0		1- 0	
0- 0	0- 0		0- 0		CONFERENCE	0- 0		0- 0		0- 0	
0- 0	0- 0		0- 0		HOME	0- 0		0- 0		0- 0	
0- 0	0- 0		0- 0		AWAY	0- 0		0- 0		0- 0	
0- 0	0- 0		0- 0		NEUTRAL	0- 0		0- 0		0- 0	

RPI	S	Opponent	Score	RPI	S	Opponent	Score	RPI	S	Opponent	Score	RPI	S	Opponent	Score
27	A	Green Bay	39 70	32	A	North Carolina	85 73	43	H	Duke	63 66	78	H	Toledo	73 59
126	N	Penn	47 46	153	A	Harvard	67 60	236	H	Brown	102 96	275	A	Bryant	74 57
290	N	N. C. A&T	58 52	27	A	Green Bay	39 70								

LAST 12 Division I GAMES:															
43	H	Duke	63 66	236	H	Brown	102 96	153	A	Harvard	67 60	32	A	North Carolina	85 73
275	A	Bryant	74 57	126	N	Penn	47 46	290	N	N. C. A&T	58 52	27	A	Green Bay	39 70
78	H	Toledo	73 59												

Non-Div I Games:

Maine

Average RPI Win:	336	WON-LOST	WINNING	LAST 10	STRENGTH OF	OPP. STRENGTH	TEAM	ADJ.	CONF.	ADJ CONF.
Average RPI Loss:	196	RECORD	PCT. RANK	GAMES	SCHEDULE	OF SCHEDULE	RPI	RPI	RPI	RPI
DIV. I ONLY	2- 7	274	0- 1	251	340	333	333	28	28	
DIV. I NON-CONF.	2- 7	274	0- 1	251	340	333	333	28	28	
<hr/>										
TOTALS	RPI 1-25	RPI 26-50	W-L RECORDS	RPI 51-100	RPI 101-150	RPI 150+				
2- 7	0- 0	0- 0	OVERALL	0- 0	0- 3	2- 4				
2- 4	0- 0	0- 0	HOME	0- 0	0- 3	2- 1				
0- 3	0- 0	0- 0	AWAY	0- 0	0- 0	0- 3				
0- 0	0- 0	0- 0	NEUTRAL	0- 0	0- 0	0- 0				
2- 7	0- 0	0- 0	NON-CONFERENCE	0- 0	0- 3	2- 4				
2- 4	0- 0	0- 0	HOME	0- 0	0- 3	2- 1				
0- 3	0- 0	0- 0	AWAY	0- 0	0- 0	0- 3				
0- 0	0- 0	0- 0	NEUTRAL	0- 0	0- 0	0- 0				
0- 0	0- 0	0- 0	CONFERENCE	0- 0	0- 0	0- 0				
0- 0	0- 0	0- 0	HOME	0- 0	0- 0	0- 0				
0- 0	0- 0	0- 0	AWAY	0- 0	0- 0	0- 0				
0- 0	0- 0	0- 0	NEUTRAL	0- 0	0- 0	0- 0				

RPI 1-25				RPI 26-50				RPI 51-100				RPI 101+ Team's RPI: 333			
RPI	S	Opponent	Score	RPI	S	Opponent	Score	RPI	S	Opponent	Score	RPI	S	Opponent	Score
												107	H	Wright St.	44 60
												109	H	Stony Brook	48 79
												149	H	Drexel	39 53
												161	A	Fordham	61 65
												228	A	St. Francis Brooklyn	65 73
												279	H	Detroit Mercy	56 58
												322	H	Lafayette	60 49
												342	A	Albany (NY)	54 60
												350	H	LIU Brooklyn	61 46
<hr/>															
LAST 12 Division I GAMES:															
												107	H	Wright St.	44 60
												149	H	Drexel	39 53
												322	H	Lafayette	60 49
												161	A	Fordham	61 65
												279	H	Detroit Mercy	56 58
												109	H	Stony Brook	48 79
												342	A	Albany (NY)	54 60
												228	A	St. Francis Brooklyn	65 73
												350	H	LIU Brooklyn	61 46

Non-Div I Games:

Manhattan

Average RPI	Win:	230	WON-LOST	WINNING	LAST 10	STRENGTH OF	OPP. STRENGTH	TEAM	ADJ.	CONF.	ADJ CONF.
Average RPI	Loss:	75	RECORD	PCT. RANK	GAMES	SCHEDULE	OF SCHEDULE	RPI	RPI	RPI	RPI
DIV. I ONLY		7- 2		51	1- 0	280	143	122	122	28	28
DIV. I NON-CONF.		7- 2		51	1- 0	280	143	122	122	28	28

TOTALS	RPI 1-25		RPI 26-50		W-L RECORDS	RPI 51-100		RPI 101-150		RPI 150+	
7- 2	0- 0		0- 1		OVERALL	0- 0		0- 1		7- 0	
2- 0	0- 0		0- 0		HOME	0- 0		0- 0		2- 0	
3- 1	0- 0		0- 1		AWAY	0- 0		0- 0		3- 0	
2- 1	0- 0		0- 0		NEUTRAL	0- 0		0- 1		2- 0	
7- 2	0- 0		0- 1		NON-CONFERENCE	0- 0		0- 1		7- 0	
2- 0	0- 0		0- 0		HOME	0- 0		0- 0		2- 0	
3- 1	0- 0		0- 1		AWAY	0- 0		0- 0		3- 0	
2- 1	0- 0		0- 0		NEUTRAL	0- 0		0- 1		2- 0	
0- 0	0- 0		0- 0		CONFERENCE	0- 0		0- 0		0- 0	
0- 0	0- 0		0- 0		HOME	0- 0		0- 0		0- 0	
0- 0	0- 0		0- 0		AWAY	0- 0		0- 0		0- 0	
0- 0	0- 0		0- 0		NEUTRAL	0- 0		0- 0		0- 0	

RPI 1-25				RPI 26-50				RPI 51-100				RPI 101+ Team's RPI: 122			
RPI	S	Opponent	Score	RPI	S	Opponent	Score	RPI	S	Opponent	Score	RPI	S	Opponent	Score
				43	A	Duke	56 64					107	N	Wright St.	60 76
												171	H	Boston U.	68 57
												174	A	Navy	72 48
												213	A	El on	61 57
												218	H	Temple	74 68
												235	N	Stetson	76 69
												254	N	Hofstra	71 57
												342	A	Al bany (NY)	74 56

LAST 12 Division I GAMES:															
				342	A	Al bany (NY)	74 56					218	H	Temple	74 68
				43	A	Duke	56 64					171	H	Boston U.	68 57
				213	A	El on	61 57					174	A	Navy	72 48
				107	N	Wright St.	60 76								
				254	N	Hofstra	71 57								
				235	N	Stetson	76 69								

Non-Div I Games:

Marist

Average RPI Win:	104	WON-LOST	WINNING	LAST 10	STRENGTH OF	OPP. STRENGTH	TEAM	ADJ.	CONF.	ADJ CONF.
Average RPI Loss:	18	RECORD	PCT. RANK	GAMES	SCHEDULE	OF SCHEDULE	RPI	RPI	RPI	RPI
DIV. I ONLY	7- 2	51	1- 0	19	44	7	7	4	4	
DIV. I NON-CONF.	7- 2	51	1- 0	19	44	7	7	4	4	

TOTALS	RPI 1-25	RPI 26-50	W-L RECORDS	RPI 51-100	RPI 101-150	RPI 150+				
7- 2	1- 2	1- 0	OVERALL	1- 0	2- 0	2- 0				
5- 0	1- 0	1- 0	HOME	0- 0	2- 0	1- 0				
2- 2	0- 2	0- 0	AWAY	1- 0	0- 0	1- 0				
0- 0	0- 0	0- 0	NEUTRAL	0- 0	0- 0	0- 0				
7- 2	1- 2	1- 0	NON-CONFERENCE	1- 0	2- 0	2- 0				
5- 0	1- 0	1- 0	HOME	0- 0	2- 0	1- 0				
2- 2	0- 2	0- 0	AWAY	1- 0	0- 0	1- 0				
0- 0	0- 0	0- 0	NEUTRAL	0- 0	0- 0	0- 0				
0- 0	0- 0	0- 0	CONFERENCE	0- 0	0- 0	0- 0				
0- 0	0- 0	0- 0	HOME	0- 0	0- 0	0- 0				
0- 0	0- 0	0- 0	AWAY	0- 0	0- 0	0- 0				
0- 0	0- 0	0- 0	NEUTRAL	0- 0	0- 0	0- 0				

RPI	S	Opponent	Score	RPI	S	Opponent	Score	RPI	S	Opponent	Score	RPI	S	Opponent	Score
11	H	South Dakota St.	91 52	42	H	Michigan	85 74	62	A	Northwestern	76 57	101	H	UNI	102 61
14	A	Miami (FL)	55 63									108	H	Montana St.	100 52
21	A	Mississippi St.	82 87									184	A	Illwaukee	83 74
												221	H	UIC	96 32

LAST 12 Division I GAMES:															
21	A	Mississippi St.	82 87	101	H	UNI	102 61								
42	H	Michigan	85 74	14	A	Miami (FL)	55 63								
184	A	Illwaukee	83 74	62	A	Northwestern	76 57								
221	H	UIC	96 32												
108	H	Montana St.	100 52												
11	H	South Dakota St.	91 52												

Non-Div I Games:

Marquette

RPI 1-25				RPI 26-50				RPI 51-100				RPI 101+				Team's RPI: 311	
RPI	S	Opponent	Score	RPI	S	Opponent	Score	RPI	S	Opponent	Score	RPI	S	Opponent	Score		
												125	H	Indiana St.	53	62	
												143	A	Bowling Green	76	99	
												147	A	Wisconsin	49	67	
												157	A	Southern Ill.	49	58	
												220	A	Appalachian St.	52	74	
												234	H	Coppin St.	88	67	
												278	H	Cleveland St.	86	64	
												348	H	Evansville	72	65	
LAST 12 Division I GAMES:																	
												143	A	Bowling Green	76	99	
												125	H	Indiana St.	53	62	
												278	H	Cleveland St.	86	64	
												147	A	Wisconsin	49	67	
												234	H	Coppin St.	88	67	
												348	H	Evansville	72	65	
												220	A	Appalachian St.	52	74	
												157	A	Southern Ill.	49	58	

Marshall I

Average RPI Win:	186	WON-LOST	WINNING	LAST 10	STRENGTH OF	OPP. STRENGTH	TEAM	ADJ.	CONF.	ADJ CONF.
Average RPI Loss:	0	RECORD	PCT. RANK	GAMES	SCHEDULE	OF SCHEDULE	RPI	RPI	RPI	RPI
DIV. I ONLY	10- 0	1	1- 0	273	68	44	44	3	3	
DIV. I NON-CONF.	10- 0	1	1- 0	273	68	44	44	3	3	

TOTALS	RPI 1-25	RPI 26-50	W-L RECORDS	RPI 51-100	RPI 101-150	RPI 150+				
10- 0	0- 0	0- 0	OVERALL	4- 0	1- 0	5- 0				
6- 0	0- 0	0- 0	HOME	3- 0	0- 0	3- 0				
2- 0	0- 0	0- 0	AWAY	1- 0	0- 0	1- 0				
2- 0	0- 0	0- 0	NEUTRAL	0- 0	1- 0	1- 0				
10- 0	0- 0	0- 0	NON-CONFERENCE	4- 0	1- 0	5- 0				
6- 0	0- 0	0- 0	HOME	3- 0	0- 0	3- 0				
2- 0	0- 0	0- 0	AWAY	1- 0	0- 0	1- 0				
2- 0	0- 0	0- 0	NEUTRAL	0- 0	1- 0	1- 0				
0- 0	0- 0	0- 0	CONFERENCE	0- 0	0- 0	0- 0				
0- 0	0- 0	0- 0	HOME	0- 0	0- 0	0- 0				
0- 0	0- 0	0- 0	AWAY	0- 0	0- 0	0- 0				
0- 0	0- 0	0- 0	NEUTRAL	0- 0	0- 0	0- 0				

RPI 1-25				RPI 26-50				Team's RPI: 44				RPI 51-100				RPI 101+			
RPI	S	Opponent	Score	RPI	S	Opponent	Score					RPI	S	Opponent	Score	RPI	S	Opponent	Score
												67	H	Georgi a Tech	67 54	145	N	Georgi a	58 51
												86	H	Dayton	82 71	219	A	George Washi ngton	69 30
												88	A	South Carol i na	85 61	234	H	Coppi n St.	93 36
												100	H	James Madi son	87 63	268	H	UMBC	92 61
																313	H	Loyol a Maryl and	83 48
																338	N	Morgan St.	68 44
LAST 12 Division I GAMES:																			
313	H	Loyol a Maryl and	83 48	145	N	Georgi a	58 51					338	N	Morgan St.	68 44				
100	H	James Madi son	87 63	88	A	South Carolina	85 61					219	A	George Washi ngton	69 30				
268	H	UMBC	92 61	86	H	Dayton	82 71					234	H	Coppi n St.	93 36				
67	H	Georgi a Tech	67 54																

Non-Div I Games:

Maryland

Average RPI	Win:	249	WON-LOST	WINNING	LAST 10	STRENGTH OF	OPP. STRENGTH	TEAM	ADJ.	CONF.	ADJ CONF.
Average RPI	Loss:	113	RECORD	PCT. RANK	GAMES	SCHEDULE	OF SCHEDULE	RPI	RPI	RPI	RPI
DIV. I ONLY		7- 4		111	1- 0	232	233	180	180	16	16
DIV. I NON-CONF.		7- 4		111	1- 0	232	233	180	180	16	16

TOTALS	RPI 1-25		RPI 26-50		W-L RECORDS	RPI 51-100		RPI 101-150		RPI 150+	
7- 4	0- 0		0- 1		OVERALL	0- 1		0- 0		7- 2	
5- 1	0- 0		0- 0		HOME	0- 0		0- 0		5- 1	
1- 2	0- 0		0- 1		AWAY	0- 0		0- 0		1- 1	
1- 1	0- 0		0- 0		NEUTRAL	0- 1		0- 0		1- 0	
7- 4	0- 0		0- 1		NON-CONFERENCE	0- 1		0- 0		7- 2	
5- 1	0- 0		0- 0		HOME	0- 0		0- 0		5- 1	
1- 2	0- 0		0- 1		AWAY	0- 0		0- 0		1- 1	
1- 1	0- 0		0- 0		NEUTRAL	0- 1		0- 0		1- 0	
0- 0	0- 0		0- 0		CONFERENCE	0- 0		0- 0		0- 0	
0- 0	0- 0		0- 0		HOME	0- 0		0- 0		0- 0	
0- 0	0- 0		0- 0		AWAY	0- 0		0- 0		0- 0	
0- 0	0- 0		0- 0		NEUTRAL	0- 0		0- 0		0- 0	

RPI 1-25				RPI 26-50				RPI 51-100				RPI 101+				Team's RPI: 180
RPI	S	Opponent	Score	RPI	S	Opponent	Score	RPI	S	Opponent	Score	RPI	S	Opponent	Score	
				29	A	Northeastern	52 53	56	N	Bucknell	58 77	171	H	Boston U.	66 55	
												175	H	North Dakota	52 59	
												191	A	Towson	53 78	
												212	H	Sacred Heart	78 61	
												236	A	Brown	90 61	
												252	N	Fairfield	59 49	
												264	H	Central Conn. St.	74 59	
												283	H	Incarnate Word	71 59	
												326	H	UTRGV	74 70	
LAST 12 Division I GAMES:																
				171	H	Boston U.	66 55	56	N	Bucknell	58 77					
				283	H	Incarnate Word	71 59	326	H	UTRGV	74 70					
				29	A	Northeastern	52 53	264	H	Central Conn. St.	74 59					
				175	H	North Dakota	52 59	191	A	Towson	53 78					
				252	N	Fairfield	59 49	212	H	Sacred Heart	78 61					
				236	A	Brown	90 61									

Non-Div I Games:

Massachusetts

Average RPI Win:	0	WON-LOST	WINNING	LAST 10	STRENGTH OF	OPP. STRENGTH	TEAM	ADJ.	CONF.	ADJ CONF.
Average RPI Loss:	177	RECORD	PCT. RANK	GAMES	SCHEDULE	OF SCHEDULE	RPI	RPI	RPI	RPI
DIV. I ONLY	0- 7	328	0- 1	129	318	319	319	22	22	
DIV. I NON-CONF.	0- 7	328	0- 1	129	318	319	319	22	22	

TOTALS	RPI 1-25	RPI 26-50	W-L RECORDS	RPI 51-100	RPI 101-150	RPI 150+				
0- 7	0- 0	0- 0	OVERALL	0- 2	0- 1	0- 4				
0- 1	0- 0	0- 0	HOME	0- 0	0- 0	0- 1				
0- 6	0- 0	0- 0	AWAY	0- 2	0- 1	0- 3				
0- 0	0- 0	0- 0	NEUTRAL	0- 0	0- 0	0- 0				
0- 7	0- 0	0- 0	NON-CONFERENCE	0- 2	0- 1	0- 4				
0- 1	0- 0	0- 0	HOME	0- 0	0- 0	0- 1				
0- 6	0- 0	0- 0	AWAY	0- 2	0- 1	0- 3				
0- 0	0- 0	0- 0	NEUTRAL	0- 0	0- 0	0- 0				
0- 0	0- 0	0- 0	CONFERENCE	0- 0	0- 0	0- 0				
0- 0	0- 0	0- 0	HOME	0- 0	0- 0	0- 0				
0- 0	0- 0	0- 0	AWAY	0- 0	0- 0	0- 0				
0- 0	0- 0	0- 0	NEUTRAL	0- 0	0- 0	0- 0				

RPI 1-25				RPI 26-50				RPI 51-100				RPI 101+ Team's RPI : 319										
RPI	S	Opponent	Score	RPI	S	Opponent	Score	RPI	S	Opponent	Score	RPI	S	Opponent	Score							
								51	A	Texas	40	96	138	A	Ri ce	65	93					
								70	A	LSU	36	86	169	A	UAB	48	91					
												217	A	La. -Monroe	60	69						
												257	A	Grambl ing	51	75						
												335	H	Loui si ana	59	70						

LAST 12 Division I GAMES:																						
169	A	UAB	48	91	70	A	LSU	36	86													
138	A	Ri ce	65	93																		
217	A	La. -Monroe	60	69																		
51	A	Texas	40	96																		
335	H	Loui si ana	59	70																		
257	A	Grambl ing	51	75																		

Non-Div I Games: LSU-Alexandria 60 68

McNeese

Average RPI Win: 243
Average RPI Loss: 146

WON-LOST
RECORD

WINNING
PCT. RANK

LAST 10
GAMES

STRENGTH OF
SCHEDULE

OPP. STRENGTH
OF SCHEDULE

TEAM
RPI

ADJ.
RPI

CONF.
RPI

ADJ CONF.
RPI

DIV. I ONLY	3- 6	238	1- 0	195	224	270	270	8	8
DIV. I NON-CONF.	3- 6	238	1- 0	195	224	270	270	8	8
TOTALS	RPI 1-25	RPI 26-50	W-L RECORDS	RPI 51-100	RPI 101-150	RPI 150+			
3- 6	0- 0	0- 0	OVERALL	0- 2	1- 0	2- 4			
2- 3	0- 0	0- 0	HOME	0- 2	0- 0	2- 1			
0- 3	0- 0	0- 0	AWAY	0- 0	0- 0	0- 3			
1- 0	0- 0	0- 0	NEUTRAL	0- 0	1- 0	0- 0			
3- 6	0- 0	0- 0	NON-CONFERENCE	0- 2	1- 0	2- 4			
2- 3	0- 0	0- 0	HOME	0- 2	0- 0	2- 1			
0- 3	0- 0	0- 0	AWAY	0- 0	0- 0	0- 3			
1- 0	0- 0	0- 0	NEUTRAL	0- 0	1- 0	0- 0			
0- 0	0- 0	0- 0	CONFERENCE	0- 0	0- 0	0- 0			
0- 0	0- 0	0- 0	HOME	0- 0	0- 0	0- 0			
0- 0	0- 0	0- 0	AWAY	0- 0	0- 0	0- 0			
0- 0	0- 0	0- 0	NEUTRAL	0- 0	0- 0	0- 0			

RPI	S	Opponent	Score	RPI	S	Opponent	Score	RPI	S	Opponent	Score	RPI	S	Opponent	Score
78	H	Toledo	48 58	81	H	Louisiana Tech	50 66	136	N	Mercer	59 53	155	A	Arkansas St.	66 77
								169	A	UAB	54 85	193	A	Coastal Caro.	71 90
								198	H	New Orleans	59 66	265	H	Samford	53 48
								328	H	Jackson St.	68 67				
LAST 12 Division I GAMES:															
169	A	UAB	54 85	265	H	Samford	53 48	198	H	New Orleans	59 66	78	H	Toledo	48 58
155	A	Arkansas St.	66 77	193	A	Coastal Caro.	71 90	136	N	Mercer	59 53	81	H	Louisiana Tech	50 66
328	H	Jackson St.	68 67												

Non-Div I Games:

Memphis

Average RPI Win: 179

Average RPI Loss: 111

WON-LOST
RECORDWINNING
PCT. RANKLAST 10
GAMESSTRENGTH OF
SCHEDULEOPP. STRENGTH
OF SCHEDULETEAM
RPIADJ.
RPICONF.
RPIADJ CONF.
RPIDIV. I ONLY
DIV. I NON-CONF.5- 5
5- 5161
1611- 0
1- 0102
10272
72136
136136
13626
2626
26

TOTALS

RPI 1-25

RPI 26-50

W-L RECORDS

RPI 51-100

RPI 101-150

RPI 150+

5- 5
3- 2
1- 2
1- 10- 2
0- 2
0- 0
0- 00- 0
0- 0
0- 0
0- 0OVERALL
HOME
AWAY
NEUTRAL1- 1
1- 0
0- 1
0- 01- 1
0- 0
0- 1
1- 03- 1
2- 0
1- 0
0- 15- 5
3- 2
1- 2
1- 10- 2
0- 2
0- 0
0- 00- 0
0- 0
0- 0
0- 0NON-CONFERENCE
HOME
AWAY
NEUTRAL1- 1
1- 0
0- 1
0- 01- 1
0- 0
0- 1
1- 03- 1
2- 0
1- 0
0- 10- 0
0- 0
0- 0
0- 00- 0
0- 0
0- 0
0- 00- 0
0- 0
0- 0
0- 0CONFERENCE
HOME
AWAY
NEUTRAL0- 0
0- 0
0- 0
0- 00- 0
0- 0
0- 0
0- 00- 0
0- 0
0- 0
0- 0

RPI 1-25

RPI 26-50

RPI 51-100

RPI 101+

Team's RPI: 136

RPI	S	Opponent	Score
22	H	Florida St.	56 57
24	H	UCF	42 76

RPI	S	Opponent	Score
-----	---	----------	-------

RPI	S	Opponent	Score
72	H	Charlotte	57 40
94	A	Wake Forest	54 69

RPI	S	Opponent	Score
143	N	Bowling Green	76 63
145	A	Georgia	60 67
199	H	Florida	92 82
237	H	Kennesaw St.	64 48
243	A	Ga. Southern	79 72
270	N	Memphis	53 59

LAST 12 Division I GAMES:

72	H	Charlotte	57	40	145	A	Georgia	60	67
22	H	Florida St.	56	57	143	N	Bowling Green	76	63
237	H	Kennesaw St.	64	48	270	N	Memphis	53	59
94	A	Wake Forest	54	69	24	H	UCF	42	76
					199	H	Florida	92	82
					243	A	Ga. Southern	79	72

Non-Div I Games:

Mercer

■ Loss,
 ■ Non-Conf, S Site,
 ■ Home
 ■ Away
 N Neutral

Average RPI Win:	137	WON-LOST	WINNING	LAST 10	STRENGTH OF	OPP. STRENGTH	TEAM	ADJ.	CONF.	ADJ CONF.
Average RPI Loss:	34	RECORD	PCT. RANK	GAMES	SCHEDULE	OF SCHEDULE	RPI	RPI	RPI	RPI
DIV. I ONLY	8- 2	46	2- 1	50	41	14	14	1	1	
DIV. I NON-CONF.	8- 2	46	2- 1	50	41	14	14	1	1	

TOTALS	RPI 1-25	RPI 26-50	W-L RECORDS	RPI 51-100	RPI 101-150	RPI 150+				
8- 2	2- 1	0- 0	OVERALL	1- 1	2- 0	3- 0				
7- 0	2- 0	0- 0	HOME	1- 0	2- 0	2- 0				
1- 2	0- 1	0- 0	AWAY	0- 1	0- 0	1- 0				
0- 0	0- 0	0- 0	NEUTRAL	0- 0	0- 0	0- 0				
8- 2	2- 1	0- 0	NON-CONFERENCE	1- 1	2- 0	3- 0				
7- 0	2- 0	0- 0	HOME	1- 0	2- 0	2- 0				
1- 2	0- 1	0- 0	AWAY	0- 1	0- 0	1- 0				
0- 0	0- 0	0- 0	NEUTRAL	0- 0	0- 0	0- 0				
0- 0	0- 0	0- 0	CONFERENCE	0- 0	0- 0	0- 0				
0- 0	0- 0	0- 0	HOME	0- 0	0- 0	0- 0				
0- 0	0- 0	0- 0	AWAY	0- 0	0- 0	0- 0				
0- 0	0- 0	0- 0	NEUTRAL	0- 0	0- 0	0- 0				

RPI	S	Opponent	Score	RPI	S	Opponent	Score	RPI	S	Opponent	Score
7	H	Marquette	63 55					60	A	Purdue	63 74
8	A	Iowa St.	52 75					84	H	SFA	81 60
23	H	Colorado	73 58								

LAST 12 Division I GAMES:											
117	H	Hartford	75 62	60	A	Purdue	63 74	117	H	Hartford	75 62
7	H	Marquette	63 55	218	H	Temple	73 61	123	H	Nebraska	82 68
8	A	Iowa St.	52 75	123	H	Nebraska	82 68	198	H	New Orleans	78 38
198	H	New Orleans	78 38	84	H	SFA	81 60	218	H	Temple	73 61
23	H	Colorado	73 58	325	A	FIU	94 43	325	A	FIU	94 43

Non-Div I Games:

Miami (FL)

Average RPI	Win:	259	WON-LOST	WINNING	LAST 10	STRENGTH OF	OPP. STRENGTH	TEAM	ADJ.	CONF.	ADJ CONF.
Average RPI	Loss:	5	RECORD	PCT. RANK	GAMES	SCHEDULE	OF SCHEDULE	RPI	RPI	RPI	RPI
DIV. I ONLY		7- 1		29	1- 0	315	101	111	111	10	10
DIV. I NON-CONF.		7- 1		29	1- 0	315	101	111	111	10	10

TOTALS	RPI 1-25		RPI 26-50		W-L RECORDS	RPI 51-100		RPI 101-150		RPI 150+	
7- 1	0- 1		0- 0		OVERALL	0- 0		0- 0		7- 0	
3- 0	0- 0		0- 0		HOME	0- 0		0- 0		3- 0	
4- 1	0- 1		0- 0		AWAY	0- 0		0- 0		4- 0	
0- 0	0- 0		0- 0		NEUTRAL	0- 0		0- 0		0- 0	
7- 1	0- 1		0- 0		NON-CONFERENCE	0- 0		0- 0		7- 0	
3- 0	0- 0		0- 0		HOME	0- 0		0- 0		3- 0	
4- 1	0- 1		0- 0		AWAY	0- 0		0- 0		4- 0	
0- 0	0- 0		0- 0		NEUTRAL	0- 0		0- 0		0- 0	
0- 0	0- 0		0- 0		CONFERENCE	0- 0		0- 0		0- 0	
0- 0	0- 0		0- 0		HOME	0- 0		0- 0		0- 0	
0- 0	0- 0		0- 0		AWAY	0- 0		0- 0		0- 0	
0- 0	0- 0		0- 0		NEUTRAL	0- 0		0- 0		0- 0	

RPI	S	Opponent	Score	RPI	S	Opponent	Score	RPI	S	Opponent	Score	RPI	S	Opponent	Score	Team's RPI: 111
5	A	Louisville	73 95									190	H	Cincinnati	78 65	
												221	A	UIC	65 56	
												261	A	Valparaiso	68 47	
												262	H	Eastern Ky.	60 44	
												269	H	High Point	68 55	
												279	A	Detroit Mercy	78 59	
												329	A	Canisius	62 59	

LAST 12 Division I GAMES:																
190	H	Cincinnati	78 65	261	A	Valparaiso	68 47									
221	A	UIC	65 56	329	A	Canisius	62 59									
5	A	Louisville	73 95													
269	H	High Point	68 55													
279	A	Detroit Mercy	78 59													
262	H	Eastern Ky.	60 44													

Non-Div I Games:

Miami (OH)

Average RPI	Win: 206	WON-LOST RECORD	WINNING PCT. RANK	LAST 10 GAMES	STRENGTH OF SCHEDULE	OPP. STRENGTH OF SCHEDULE	TEAM RPI	ADJ. RPI	CONF. RPI	ADJ CONF. RPI
Average RPI	Loss: 21									
DIV. I ONLY	7- 3	90	1- 1	100	121	42	42	3	3	
DIV. I NON-CONF.	7- 3	90	1- 1	100	121	42	42	3	3	

TOTALS	RPI 1-25	RPI 26-50	W-L RECORDS	RPI 51-100	RPI 101-150	RPI 150+				
7- 3	0- 2	0- 0	OVERALL	2- 1	0- 0	5- 0				
3- 0	0- 0	0- 0	HOME	0- 0	0- 0	3- 0				
2- 2	0- 2	0- 0	AWAY	0- 0	0- 0	2- 0				
2- 1	0- 0	0- 0	NEUTRAL	2- 1	0- 0	0- 0				
7- 3	0- 2	0- 0	NON-CONFERENCE	2- 1	0- 0	5- 0				
3- 0	0- 0	0- 0	HOME	0- 0	0- 0	3- 0				
2- 2	0- 2	0- 0	AWAY	0- 0	0- 0	2- 0				
2- 1	0- 0	0- 0	NEUTRAL	2- 1	0- 0	0- 0				
0- 0	0- 0	0- 0	CONFERENCE	0- 0	0- 0	0- 0				
0- 0	0- 0	0- 0	HOME	0- 0	0- 0	0- 0				
0- 0	0- 0	0- 0	AWAY	0- 0	0- 0	0- 0				
0- 0	0- 0	0- 0	NEUTRAL	0- 0	0- 0	0- 0				

RPI 1-25				RPI 26-50				Team's RPI: 42				RPI 51-100				RPI 101+			
RPI	S	Opponent	Score	RPI	S	Opponent	Score					RPI	S	Opponent	Score	RPI	S	Opponent	Score
4	A	NC State	55 66									51	N	Texas	52 69	152	H	Mt. St. Mary's	88 40
7	A	Marquette	74 85									58	N	Washington	80 73	225	A	Oakland	85 59
												75	N	Missouri	70 54	279	H	Detroit Mercy	95 62
																305	A	Western Mich.	79 42
																350	H	LIU Brooklyn	83 38

LAST 12 Division I GAMES:																			
4	A	NC State	55 66	58	N	Washington	80 73					51	N	Texas	52 69				
75	N	Missouri	70 54	51	N	Texas	52 69					225	A	Oakland	85 59				
279	H	Detroit Mercy	95 62	225	A	Oakland	85 59					350	H	LIU Brooklyn	83 38				
305	A	Western Mich.	79 42	350	H	LIU Brooklyn	83 38					7	A	Marquette	74 85				
152	H	Mt. St. Mary's	88 40	7	A	Marquette	74 85												

Non-Div I Games:

Michigan

Average RPI	Win: 171	WON-LOST	WINNING	LAST 10	STRENGTH OF	OPP. STRENGTH	TEAM	ADJ.	CONF.	ADJ CONF.
Average RPI	Loss: 4	RECORD	PCT. RANK	GAMES	SCHEDULE	OF SCHEDULE	RPI	RPI	RPI	RPI
DIV. I ONLY	8- 1	23	1- 0	151	24	30	30	3	3	
DIV. I NON-CONF.	8- 1	23	1- 0	151	24	30	30	3	3	

TOTALS	RPI 1-25	RPI 26-50	W-L RECORDS	RPI 51-100	RPI 101-150	RPI 150+				
8- 1	1- 1	0- 0	OVERALL	0- 0	3- 0	4- 0				
6- 0	1- 0	0- 0	HOME	0- 0	3- 0	2- 0				
1- 0	0- 0	0- 0	AWAY	0- 0	0- 0	1- 0				
1- 1	0- 1	0- 0	NEUTRAL	0- 0	0- 0	1- 0				
8- 1	1- 1	0- 0	NON-CONFERENCE	0- 0	3- 0	4- 0				
6- 0	1- 0	0- 0	HOME	0- 0	3- 0	2- 0				
1- 0	0- 0	0- 0	AWAY	0- 0	0- 0	1- 0				
1- 1	0- 1	0- 0	NEUTRAL	0- 0	0- 0	1- 0				
0- 0	0- 0	0- 0	CONFERENCE	0- 0	0- 0	0- 0				
0- 0	0- 0	0- 0	HOME	0- 0	0- 0	0- 0				
0- 0	0- 0	0- 0	AWAY	0- 0	0- 0	0- 0				
0- 0	0- 0	0- 0	NEUTRAL	0- 0	0- 0	0- 0				

RPI 1-25				RPI 26-50				Team's RPI: 30				RPI 51-100				RPI 101+			
RPI	S	Opponent	Score	RPI	S	Opponent	Score	RPI	S	Opponent	Score	RPI	S	Opponent	Score	RPI	S	Opponent	Score
4	N	NC State	74 78									107	H	Wright St.	84 68				
6	H	Oregon	88 82									143	H	Bowling Green	99 69				
												150	H	Virginia	91 66				
												211	H	Texas Southern	91 45				
												225	A	Oakland	102 58				
												237	N	Kennesaw St.	75 51				
												286	H	ETSU	75 53				

										LAST 12 Division I GAMES:									
6	H	Oregon	88 82	225	A	Oakland	102 58	211	H	Texas Southern	91 45	150	H	Virginia	91 66	237	N	Kennesaw St.	75 51
286	H	ETSU	75 53					4	N	NC State	74 78	107	H	Wright St.	84 68				
143	H	Bowling Green	99 69																

Non-Div I Games:

Michigan St.

Average RPI Win:	204	WON-LOST	WINNING	LAST 10	STRENGTH OF	OPP. STRENGTH	TEAM	ADJ.	CONF.	ADJ CONF.
Average RPI Loss:	63	RECORD	PCT. RANK	GAMES	SCHEDULE	OF SCHEDULE	RPI	RPI	RPI	RPI
DIV. I ONLY	7- 2	51	1- 0	155	130	65	65	18	18	
DIV. I NON-CONF.	7- 2	51	1- 0	155	130	65	65	18	18	

TOTALS	RPI 1-25	RPI 26-50	W-L RECORDS	RPI 51-100	RPI 101-150	RPI 150+				
7- 2	0- 0	0- 1	OVERALL	0- 1	0- 0	7- 0				
3- 1	0- 0	0- 1	HOME	0- 0	0- 0	3- 0				
3- 1	0- 0	0- 0	AWAY	0- 1	0- 0	3- 0				
1- 0	0- 0	0- 0	NEUTRAL	0- 0	0- 0	1- 0				
7- 2	0- 0	0- 1	NON-CONFERENCE	0- 1	0- 0	7- 0				
3- 1	0- 0	0- 1	HOME	0- 0	0- 0	3- 0				
3- 1	0- 0	0- 0	AWAY	0- 1	0- 0	3- 0				
1- 0	0- 0	0- 0	NEUTRAL	0- 0	0- 0	1- 0				
0- 0	0- 0	0- 0	CONFERENCE	0- 0	0- 0	0- 0				
0- 0	0- 0	0- 0	HOME	0- 0	0- 0	0- 0				
0- 0	0- 0	0- 0	AWAY	0- 0	0- 0	0- 0				
0- 0	0- 0	0- 0	NEUTRAL	0- 0	0- 0	0- 0				

RPI S	RPI 1-25	Opponent	Score	RPI S	RPI 26-50	Opponent	Score	RPI S	RPI 51-100	Opponent	Score	Team's RPI: 65	RPI S	RPI 101+	Opponent	Score
				49	H	Belmont	38 45	76	A	Tennessee Tech	64 68		154	H	Vanderbilt	65 58
													178	A	Furman	78 71
													192	H	Georgia St.	69 54
													200	A	Troy	67 64
													222	A	UNLV	66 62
													239	H	Mississippi Val.	101 51
													241	N	Dartmouth	70 58
LAST 12 Division I GAMES:																
				222	A	UNLV	66 62	239	H	Mississippi Val.	101 51					
				200	A	Troy	67 64	49	H	Belmont	38 45					
				192	H	Georgia St.	69 54	76	A	Tennessee Tech	64 68					
				241	N	Dartmouth	70 58	178	A	Furman	78 71					
								154	H	Vanderbilt	65 58					

Non-Div I Games:

Middle Tenn.

M
i
l
w
a
u
k
e
e

Milwaukee				Through Games Of Dec. 12, 2018							
Average RPI	Win:	257	WON-LOST	WINNING	LAST 10	STRENGTH OF	OPP. STRENGTH	TEAM	ADJ.	CONF.	ADJ CONF.
Average RPI	Loss:	65	RECORD	PCT. RANK	GAMES	SCHEDULE	OF SCHEDULE	RPI	RPI	RPI	RPI
DIV. I ONLY			5- 5	161	1- 0	223	96	184	184	15	15
DIV. I NON-CONF.			5- 5	161	1- 0	223	96	184	184	15	15

TOTALS		RPI 1-25		RPI 26-50		W-L RECORDS	RPI 51-100	RPI 101-150		RPI 150+	
5- 5		0- 2		0- 1		OVERALL	0- 0	0- 2		5- 0	
2- 2		0- 1		0- 0		HOME	0- 0	0- 1		2- 0	
2- 3		0- 1		0- 1		AWAY	0- 0	0- 1		2- 0	
1- 0		0- 0		0- 0		NEUTRAL	0- 0	0- 0		1- 0	
5- 5		0- 2		0- 1		NON-CONFERENCE	0- 0	0- 2		5- 0	
2- 2		0- 1		0- 0		HOME	0- 0	0- 1		2- 0	
2- 3		0- 1		0- 1		AWAY	0- 0	0- 1		2- 0	
1- 0		0- 0		0- 0		NEUTRAL	0- 0	0- 0		1- 0	
0- 0		0- 0		0- 0		CONFERENCE	0- 0	0- 0		0- 0	
0- 0		0- 0		0- 0		HOME	0- 0	0- 0		0- 0	
0- 0		0- 0		0- 0		AWAY	0- 0	0- 0		0- 0	
0- 0		0- 0		0- 0		NEUTRAL	0- 0	0- 0		0- 0	

RPI 1-25				RPI 26-50				RPI 51-100				RPI 101+ Team's RPI: 184			
RPI	S	Opponent	Score	RPI	S	Opponent	Score	RPI	S	Opponent	Score	RPI	S	Opponent	Score
7	H	Marquette	74 83	40	A	Saint Mary's (CA)	71 73					118	A	Fresno St.	48 65
15	A	Indiana	66 68									147	H	Wisconsin	57 68
												175	A	North Dakota	64 46
												176	N	UC Riverside	56 54
												281	H	Columbia	78 65
												320	H	Purdue Fort Wayne	70 48
												331	A	North Dakota St.	57 55
LAST 12 Division I GAMES:															
175	A	North Dakota	64 46	331	A	North Dakota St.	57 55								
320	H	Purdue Fort Wayne	70 48	281	H	Columbia	78 65								
7	H	Marquette	74 83	147	H	Wisconsin	57 68								
176	N	UC Riverside	56 54	15	A	Indiana	66 68								
40	A	Saint Mary's (CA)	71 73												
118	A	Fresno St.	48 65												

Non-Div I Games:

Milwaukee

Average RPI Win:	168	WON-LOST	WINNING	LAST 10	STRENGTH OF	OPP. STRENGTH	TEAM	ADJ.	CONF.	ADJ CONF.
Average RPI Loss:	0	RECORD	PCT. RANK	GAMES	SCHEDULE	OF SCHEDULE	RPI	RPI	RPI	RPI
DIV. I ONLY	10- 0	1	1- 0	242	19	26	26	3	3	
DIV. I NON-CONF.	10- 0	1	1- 0	242	19	26	26	3	3	

TOTALS	RPI 1-25	RPI 26-50	W-L RECORDS	RPI 51-100	RPI 101-150	RPI 150+				
10- 0	1- 0	0- 0	OVERALL	1- 0	2- 0	6- 0				
8- 0	1- 0	0- 0	HOME	0- 0	1- 0	6- 0				
2- 0	0- 0	0- 0	AWAY	1- 0	1- 0	0- 0				
0- 0	0- 0	0- 0	NEUTRAL	0- 0	0- 0	0- 0				
10- 0	1- 0	0- 0	NON-CONFERENCE	1- 0	2- 0	6- 0				
8- 0	1- 0	0- 0	HOME	0- 0	1- 0	6- 0				
2- 0	0- 0	0- 0	AWAY	1- 0	1- 0	0- 0				
0- 0	0- 0	0- 0	NEUTRAL	0- 0	0- 0	0- 0				
0- 0	0- 0	0- 0	CONFERENCE	0- 0	0- 0	0- 0				
0- 0	0- 0	0- 0	HOME	0- 0	0- 0	0- 0				
0- 0	0- 0	0- 0	AWAY	0- 0	0- 0	0- 0				
0- 0	0- 0	0- 0	NEUTRAL	0- 0	0- 0	0- 0				

RPI	S	Opponent	Score	RPI	S	Opponent	Score	Team's RPI: 26	RPI	S	Opponent	Score	RPI	S	Opponent	Score
10	H	Syracuse	72 68						57	A	Xavier	78 53	127	A	Boston College	77 69
													134	H	San Diego	53 48
													159	H	Ark. -Pine Bluff	84 42
													163	H	Air Force	67 50
													234	H	Coppin St.	84 52
													248	H	Cornell	65 45
													263	H	New Hampshire	70 47
													283	H	Incarnate Word	75 39
LAST 12 Division I GAMES:																
163	H	Air Force	67 50	234	H	Coppin St.	84 52		127	A	Boston College	77 69				
10	H	Syracuse	72 68						283	H	Incarnate Word	75 39				
248	H	Cornell	65 45						263	H	New Hampshire	70 47				
159	H	Ark. -Pine Bluff	84 42													
134	H	San Diego	53 48													
57	A	Xavier	78 53													

Non-Div I Games:

Minnesota

Average RPI Win:	150	WON-LOST	WINNING	LAST 10	STRENGTH OF	OPP. STRENGTH	TEAM	ADJ.	CONF.	ADJ CONF.
Average RPI Loss:	0	RECORD	PCT. RANK	GAMES	SCHEDULE	OF SCHEDULE	RPI	RPI	RPI	RPI
DIV. I ONLY	9- 0	1	1- 0	229	10	21	21	5	5	
DIV. I NON-CONF.	9- 0	1	1- 0	229	10	21	21	5	5	

TOTALS	RPI 1-25	RPI 26-50	W-L RECORDS	RPI 51-100	RPI 101-150	RPI 150+				
9- 0	1- 0	1- 0	OVERALL	1- 0	1- 0	5- 0				
6- 0	1- 0	1- 0	HOME	0- 0	0- 0	4- 0				
3- 0	0- 0	0- 0	AWAY	1- 0	1- 0	1- 0				
0- 0	0- 0	0- 0	NEUTRAL	0- 0	0- 0	0- 0				
9- 0	1- 0	1- 0	NON-CONFERENCE	1- 0	1- 0	5- 0				
6- 0	1- 0	1- 0	HOME	0- 0	0- 0	4- 0				
3- 0	0- 0	0- 0	AWAY	1- 0	1- 0	1- 0				
0- 0	0- 0	0- 0	NEUTRAL	0- 0	0- 0	0- 0				
0- 0	0- 0	0- 0	CONFERENCE	0- 0	0- 0	0- 0				
0- 0	0- 0	0- 0	HOME	0- 0	0- 0	0- 0				
0- 0	0- 0	0- 0	AWAY	0- 0	0- 0	0- 0				
0- 0	0- 0	0- 0	NEUTRAL	0- 0	0- 0	0- 0				

RPI	S	Opponent	Score	RPI	S	Opponent	Score	RPI	S	Opponent	Score	RPI	S	Opponent	Score
7	H	Marquette	87 82	35	H	Lamar University	104 53	51	A	Texas	67 49	150	A	Virginia	72 44
												169	A	Little Rock	98 63
												178	H	Furman	106 41
												202	H	Southeast Mo. St.	88 53
												234	H	Coppin St.	110 38
												328	H	Jackson St.	105 38

LAST 12 Division I GAMES:															
234	H	Coppin St.	110 38	7	H	Marquette	87 82	51	A	Texas	67 49	169	A	Little Rock	98 63
35	H	Lamar University	104 53					328	H	Jackson St.	105 38	178	H	Furman	106 41
150	A	Virginia	72 44												
202	H	Southeast Mo. St.	88 53												

Non-Div I Games:

Mississippi St.

Average RPI	Win: 343	WON-LOST	WINNING	LAST 10	STRENGTH OF	OPP. STRENGTH	TEAM	ADJ.	CONF.	ADJ CONF.
Average RPI	Loss: 168	RECORD	PCT. RANK	GAMES	SCHEDULE	OF SCHEDULE	RPI	RPI	RPI	RPI
DIV. I ONLY	1- 7	307	0- 1	65	341	239	239	27	27	
DIV. I NON-CONF.	1- 7	307	0- 1	65	341	239	239	27	27	

TOTALS	RPI 1-25	RPI 26-50	W-L RECORDS	RPI 51-100	RPI 101-150	RPI 150+				
1- 7	0- 0	0- 1	OVERALL	0- 1	0- 0	1- 5				
0- 0	0- 0	0- 0	HOME	0- 0	0- 0	0- 0				
1- 6	0- 0	0- 1	AWAY	0- 1	0- 0	1- 4				
0- 1	0- 0	0- 0	NEUTRAL	0- 0	0- 0	0- 1				
1- 7	0- 0	0- 1	NON-CONFERENCE	0- 1	0- 0	1- 5				
0- 0	0- 0	0- 0	HOME	0- 0	0- 0	0- 0				
1- 6	0- 0	0- 1	AWAY	0- 1	0- 0	1- 4				
0- 1	0- 0	0- 0	NEUTRAL	0- 0	0- 0	0- 1				
0- 0	0- 0	0- 0	CONFERENCE	0- 0	0- 0	0- 0				
0- 0	0- 0	0- 0	HOME	0- 0	0- 0	0- 0				
0- 0	0- 0	0- 0	AWAY	0- 0	0- 0	0- 0				
0- 0	0- 0	0- 0	NEUTRAL	0- 0	0- 0	0- 0				

RPI 1-25				RPI 26-50				RPI 51-100				RPI 101+				Team's RPI: 239
RPI	S	Opponent	Score	RPI	S	Opponent	Score	RPI	S	Opponent	Score	RPI	S	Opponent	Score	
				50	A	TCU	47 96	65	A	Middle Tenn.	51 101	186	A	SMU	47 62	
												194	A	Nicholls St.	47 72	
												200	N	Troy	54 75	
												217	A	La. -Monroe	65 72	
												267	A	Southern Miss.	60 67	
												343	A	Austin Peay	95 89	
LAST 12 Division I GAMES:																
				217	A	La. -Monroe	65 72	200	N	Troy	54 75					
				194	A	Nicholls St.	47 72	267	A	Southern Miss.	60 67					
								65	A	Middle Tenn.	51 101					
								343	A	Austin Peay	95 89					
								186	A	SMU	47 62					
								50	A	TCU	47 96					

Non-Div I Games:

Mississippi Val.

M
i
s
s
o
u
r
i

M
i
s
s
o
u
r
i

Missouri

Average RPI Win:	295	WON-LOST	WINNING	LAST 10	STRENGTH OF	OPP. STRENGTH	TEAM	ADJ.	CONF.	ADJ CONF.
Average RPI Loss:	127	RECORD	PCT. RANK	GAMES	SCHEDULE	OF SCHEDULE	RPI	RPI	RPI	RPI
DIV. I ONLY	1- 6	299	0- 1	60	221	246	246	14	14	
DIV. I NON-CONF.	1- 6	299	0- 1	60	221	246	246	14	14	

TOTALS	RPI 1-25	RPI 26-50	W-L RECORDS	RPI 51-100	RPI 101-150	RPI 150+				
1- 6	0- 2	0- 0	OVERALL	0- 1	0- 1	1- 2				
1- 1	0- 1	0- 0	HOME	0- 0	0- 0	1- 0				
0- 5	0- 1	0- 0	AWAY	0- 1	0- 1	0- 2				
0- 0	0- 0	0- 0	NEUTRAL	0- 0	0- 0	0- 0				
1- 6	0- 2	0- 0	NON-CONFERENCE	0- 1	0- 1	1- 2				
1- 1	0- 1	0- 0	HOME	0- 0	0- 0	1- 0				
0- 5	0- 1	0- 0	AWAY	0- 1	0- 1	0- 2				
0- 0	0- 0	0- 0	NEUTRAL	0- 0	0- 0	0- 0				
0- 0	0- 0	0- 0	CONFERENCE	0- 0	0- 0	0- 0				
0- 0	0- 0	0- 0	HOME	0- 0	0- 0	0- 0				
0- 0	0- 0	0- 0	AWAY	0- 0	0- 0	0- 0				
0- 0	0- 0	0- 0	NEUTRAL	0- 0	0- 0	0- 0				

RPI	S	Opponent	Score
15	A	Indiana	74 98
17	H	South Dakota	74 85

RPI	S	Opponent	Score
-----	---	----------	-------

RPI	S	Opponent	Score
75	A	Missouri	61 65

RPI	S	Opponent	Score
141	A	Santa Clara	73 77
231	A	Wichita St.	60 63
282	A	North Texas	76 83
295	H	Ball St.	74 54

LAST 12 Division I GAMES:

282	A	North Texas	76 83	15	A	Indiana	74 98
141	A	Santa Clara	73 77	17	H	South Dakota	74 85
295	H	Ball St.	74 54				
75	A	Missouri	61 65				
231	A	Wichita St.	60 63				

Non-Div I Games:

Missouri St.

Average RPI	Win: 258	WON-LOST	WINNING	LAST 10	STRENGTH OF	OPP. STRENGTH	TEAM	ADJ.	CONF.	ADJ CONF.
Average RPI	Loss: 150	RECORD	PCT. RANK	GAMES	SCHEDULE	OF SCHEDULE	RPI	RPI	RPI	RPI
DIV. I ONLY	3- 6	238	0- 1	147	275	215	215	28	28	
DIV. I NON-CONF.	3- 6	238	0- 1	147	275	215	215	28	28	

TOTALS	RPI 1-25	RPI 26-50	W-L RECORDS	RPI 51-100	RPI 101-150	RPI 150+				
3- 6	0- 0	0- 1	OVERALL	0- 1	0- 0	3- 4				
1- 2	0- 0	0- 0	HOME	0- 1	0- 0	1- 1				
2- 4	0- 0	0- 1	AWAY	0- 0	0- 0	2- 3				
0- 0	0- 0	0- 0	NEUTRAL	0- 0	0- 0	0- 0				
3- 6	0- 0	0- 1	NON-CONFERENCE	0- 1	0- 0	3- 4				
1- 2	0- 0	0- 0	HOME	0- 1	0- 0	1- 1				
2- 4	0- 0	0- 1	AWAY	0- 0	0- 0	2- 3				
0- 0	0- 0	0- 0	NEUTRAL	0- 0	0- 0	0- 0				
0- 0	0- 0	0- 0	CONFERENCE	0- 0	0- 0	0- 0				
0- 0	0- 0	0- 0	HOME	0- 0	0- 0	0- 0				
0- 0	0- 0	0- 0	AWAY	0- 0	0- 0	0- 0				
0- 0	0- 0	0- 0	NEUTRAL	0- 0	0- 0	0- 0				

RPI 1-25				RPI 26-50				RPI 51-100				RPI 101+				Team's RPI: 215	
RPI	S	Opponent	Score	RPI	S	Opponent	Score	RPI	S	Opponent	Score	RPI	S	Opponent	Score		
				36	A	Virginia Tech	49 82					151	A	Lehi gh	48 63		
								56	H	Bucknel l	32 70	160	H	Princeton	47 79		
												177	A	East Carol ina	67 73		
												212	A	Sacred Heart	55 50		
												219	A	George Washi ngton	55 51		
												322	A	Lafayette	69 73		
												342	H	Al bany (NY)	64 56		
LAST 12 Di vi si on I GAMES:																	
				160	H	Princeton	47 79	322	A	Lafayette	69 73						
				177	A	East Carol ina	67 73	219	A	George Washi ngton	55 51						
				56	H	Bucknel l	32 70	212	A	Sacred Heart	55 50						
								342	H	Al bany (NY)	64 56						
								36	A	Vi rgi ni a Tech	49 82						
								151	A	Lehi gh	48 63						

Non-Div I Games:

Monmouth

M
o
n
t
a
n
a

Montana					Through Games Of Dec. 12, 2018						
Average RPI	Win:	190	WON-LOST	WINNING	LAST 10	STRENGTH OF	OPP. STRENGTH	TEAM	ADJ.	CONF.	ADJ CONF.
Average RPI	Loss:	37	RECORD	PCT. RANK	GAMES	SCHEDULE	OF SCHEDULE	RPI	RPI	RPI	RPI
DIV. I ONLY			3- 3	161	1- 0	14	200	55	55	11	11
DIV. I NON-CONF.			3- 3	161	1- 0	14	200	55	55	11	11

TOTALS		RPI 1-25	RPI 26-50		W-L RECORDS		RPI 51-100	RPI 101-150	RPI 150+		
3- 3		0- 2	0- 0		OVERALL		0- 1	2- 0	1- 0		
2- 1		0- 1	0- 0		HOME		0- 0	2- 0	0- 0		
1- 2		0- 1	0- 0		AWAY		0- 1	0- 0	1- 0		
0- 0		0- 0	0- 0		NEUTRAL		0- 0	0- 0	0- 0		
3- 3		0- 2	0- 0		NON-CONFERENCE		0- 1	2- 0	1- 0		
2- 1		0- 1	0- 0		HOME		0- 0	2- 0	0- 0		
1- 2		0- 1	0- 0		AWAY		0- 1	0- 0	1- 0		
0- 0		0- 0	0- 0		NEUTRAL		0- 0	0- 0	0- 0		
0- 0		0- 0	0- 0		CONFERENCE		0- 0	0- 0	0- 0		
0- 0		0- 0	0- 0		HOME		0- 0	0- 0	0- 0		
0- 0		0- 0	0- 0		AWAY		0- 0	0- 0	0- 0		
0- 0		0- 0	0- 0		NEUTRAL		0- 0	0- 0	0- 0		

RPI 1-25				RPI 26-50				Team's RPI: 55		RPI 101+	
RPI	S	Opponent	Score	RPI	S	Opponent	Score	RPI	S	Opponent	Score
16	A	Gonzaga	52 76					77	A	Ari zona	51 100
17	H	South Dakota	41 64								

LAST 12 Division I GAMES:											
115	H	UC Davis	62 56	17	H	South Dakota	41 64	16	A	Gonzaga	52 76
332	A	Grand Canyon	69 47								
77	A	Ari zona	51 100								
124	H	Northern Ill.	86 70								

M
o
n
t
a
n
a

Non-Div I Games: Providence (MT) 90 45

Montana

Average RPI Win:	231	WON-LOST	WINNING	LAST 10	STRENGTH OF	OPP. STRENGTH	TEAM	ADJ.	CONF.	ADJ CONF.
Average RPI Loss:	47	RECORD	PCT. RANK	GAMES	SCHEDULE	OF SCHEDULE	RPI	RPI	RPI	RPI

DIV. I ONLY	3- 4	202	1- 0	115	50	108	108	11	11
DIV. I NON-CONF.	3- 4	202	1- 0	115	50	108	108	11	11

TOTALS	RPI 1-25	RPI 26-50	W-L RECORDS	RPI 51-100	RPI 101-150	RPI 150+			
3- 4	0- 1	0- 2	OVERALL	0- 1	0- 0	3- 0			
1- 0	0- 0	0- 0	HOME	0- 0	0- 0	1- 0			
1- 4	0- 1	0- 2	AWAY	0- 1	0- 0	1- 0			
1- 0	0- 0	0- 0	NEUTRAL	0- 0	0- 0	1- 0			
3- 4	0- 1	0- 2	NON-CONFERENCE	0- 1	0- 0	3- 0			
1- 0	0- 0	0- 0	HOME	0- 0	0- 0	1- 0			
1- 4	0- 1	0- 2	AWAY	0- 1	0- 0	1- 0			
1- 0	0- 0	0- 0	NEUTRAL	0- 0	0- 0	1- 0			
0- 0	0- 0	0- 0	CONFERENCE	0- 0	0- 0	0- 0			
0- 0	0- 0	0- 0	HOME	0- 0	0- 0	0- 0			
0- 0	0- 0	0- 0	AWAY	0- 0	0- 0	0- 0			
0- 0	0- 0	0- 0	NEUTRAL	0- 0	0- 0	0- 0			

RPI 1-25				RPI 26-50				RPI 51-100				RPI 101+ Team's RPI: 108			
RPI	S	Opponent	Score	RPI	S	Opponent	Score	RPI	S	Opponent	Score	RPI	S	Opponent	Score
7	A	Marquette	52 100	48	A	Wyoming	58 66	84	A	SFA	53 60	206	A	Texas St.	67 59
				50	A	TCU	49 71					210	N	Delaware	69 60
												277	H	Long Beach St.	85 62

LAST 12 Division I GAMES:															
48	A	Wyoming	58 66	206	A	Texas St.	67 59	50	A	TCU	49 71	84	A	SFA	53 60
210	N	Delaware	69 60	84	A	SFA	53 60	277	H	Long Beach St.	85 62				
7	A	Marquette	52 100												

Non-Div I Games: Carroll (MT) 64 48

Montana St.

Average RPI Win:	296	WON-LOST	WINNING	LAST 10	STRENGTH OF	OPP. STRENGTH	TEAM	ADJ.	CONF.	ADJ CONF.
Average RPI Loss:	86	RECORD	PCT. RANK	GAMES	SCHEDULE	OF SCHEDULE	RPI	RPI	RPI	RPI
DIV. I ONLY	5- 3	112	0- 1	245	292	185	185	20	20	
DIV. I NON-CONF.	5- 3	112	0- 1	245	292	185	185	20	20	

TOTALS	RPI 1-25	RPI 26-50	W-L RECORDS	RPI 51-100	RPI 101-150	RPI 150+				
5- 3	0- 2	0- 0	OVERALL	0- 0	0- 0	5- 1				
3- 1	0- 0	0- 0	HOME	0- 0	0- 0	3- 1				
2- 2	0- 2	0- 0	AWAY	0- 0	0- 0	2- 0				
0- 0	0- 0	0- 0	NEUTRAL	0- 0	0- 0	0- 0				
5- 3	0- 2	0- 0	NON-CONFERENCE	0- 0	0- 0	5- 1				
3- 1	0- 0	0- 0	HOME	0- 0	0- 0	3- 1				
2- 2	0- 2	0- 0	AWAY	0- 0	0- 0	2- 0				
0- 0	0- 0	0- 0	NEUTRAL	0- 0	0- 0	0- 0				
0- 0	0- 0	0- 0	CONFERENCE	0- 0	0- 0	0- 0				
0- 0	0- 0	0- 0	HOME	0- 0	0- 0	0- 0				
0- 0	0- 0	0- 0	AWAY	0- 0	0- 0	0- 0				
0- 0	0- 0	0- 0	NEUTRAL	0- 0	0- 0	0- 0				

RPI 1-25				RPI 26-50				RPI 51-100				RPI 101+ Team's RPI: 185			
RPI	S	Opponent	Score	RPI	S	Opponent	Score	RPI	S	Opponent	Score	RPI	S	Opponent	Score
13	A	Bayl or	58 96									228	H	St. Francis Brooklyn	94 101
18	A	Kentucky	57 87									258	A	Gardner-Webb	84 69
												261	H	Val parai so	68 62
												290	A	N. C. A&T	72 67
												323	H	Chi cago St.	104 68
												348	H	Evansvi lle	85 63
LAST 12 Division I GAMES:															
13	A	Bayl or	58 96	228	H	St. Francis Brooklyn	94 101								
348	H	Evansvi lle	85 63	323	H	Chi cago St.	104 68								
18	A	Kentucky	57 87	261	H	Val parai so	68 62								
				258	A	Gardner-Webb	84 69								
				290	A	N. C. A&T	72 67								

Non-Div I Games: Alice Lloyd 121 56 Ky. Christian 119 28

Morehead St.

Average RPI Win: 0
 Average RPI Loss: 181
 WON-LOST RECORD
 WINNING PCT. RANK
 LAST 10 GAMES
 STRENGTH OF SCHEDULE
 OPP. STRENGTH OF SCHEDULE
 TEAM RPI
 ADJ. RPI
 CONF. RPI
 ADJ CONF. RPI

DIV. I ONLY	0- 8	328	0- 1	262	208	338	338	32	32
DIV. I NON-CONF.	0- 8	328	0- 1	262	208	338	338	32	32
TOTALS	RPI 1-25	RPI 26-50	W-L RECORDS	RPI 51-100	RPI 101-150	RPI 150+			
0- 8	0- 0	0- 1	OVERALL	0- 1	0- 2	0- 4			
0- 1	0- 0	0- 0	HOME	0- 0	0- 0	0- 1			
0- 4	0- 0	0- 0	AWAY	0- 1	0- 1	0- 2			
0- 3	0- 0	0- 1	NEUTRAL	0- 0	0- 1	0- 1			
0- 8	0- 0	0- 1	NON-CONFERENCE	0- 1	0- 2	0- 4			
0- 1	0- 0	0- 0	HOME	0- 0	0- 0	0- 1			
0- 4	0- 0	0- 0	AWAY	0- 1	0- 1	0- 2			
0- 3	0- 0	0- 1	NEUTRAL	0- 0	0- 1	0- 1			
0- 0	0- 0	0- 0	CONFERENCE	0- 0	0- 0	0- 0			
0- 0	0- 0	0- 0	HOME	0- 0	0- 0	0- 0			
0- 0	0- 0	0- 0	AWAY	0- 0	0- 0	0- 0			
0- 0	0- 0	0- 0	NEUTRAL	0- 0	0- 0	0- 0			

RPI 1-25				RPI 26-50				RPI 51-100				RPI 101+ Team's RPI: 338			
RPI	S	Opponent	Score	RPI	S	Opponent	Score	RPI	S	Opponent	Score	RPI	S	Opponent	Score
				44	N	Maryland	44 68	84	A	SFA	42 69	117	A	Hartford	59 80
												145	N	Georgia	33 60
												162	A	Western Ky.	43 90
												264	H	Central Conn. St.	36 60
												310	N	Niagara	57 67
												325	A	FIU	50 59
LAST 12 Division I GAMES:															
				325	A	FIU	50 59	310	N	Niagara	57 67				
				162	A	Western Ky.	43 90	117	A	Hartford	59 80				
				264	H	Central Conn. St.	36 60								
				44	N	Maryland	44 68								
				145	N	Georgia	33 60								
				84	A	SFA	42 69								

Non-Div I Games: Washington Adventist 60 43 Lincoln (PA) 46 51

Morgan St.

Average RPI Win: 332

Average RPI Loss: 165

WON-LOST
RECORDWINNING
PCT. RANKLAST 10
GAMESSTRENGTH OF
SCHEDULEOPP. STRENGTH
OF SCHEDULETEAM
RPIADJ.
RPICONF.
RPIADJ CONF.
RPIDIV. I ONLY
DIV. I NON-CONF.2- 4
2- 4238
2380- 1
0- 1267
267326
326309
309309
30920
2020
20

TOTALS

RPI 1-25

RPI 26-50

W-L RECORDS

RPI 51-100

RPI 101-150

RPI 150+

2- 4

0- 0

0- 0

OVERALL

0- 1

0- 1

2- 2

2- 1

0- 0

0- 0

HOME

0- 0

0- 0

2- 1

0- 3

0- 0

0- 0

AWAY

0- 1

0- 1

0- 1

0- 0

0- 0

0- 0

NEUTRAL

0- 0

0- 0

0- 0

2- 4

0- 0

0- 0

NON-CONFERENCE

0- 1

0- 1

2- 2

2- 1

0- 0

0- 0

HOME

0- 0

0- 0

2- 1

0- 3

0- 0

0- 0

AWAY

0- 1

0- 1

0- 1

0- 0

0- 0

0- 0

NEUTRAL

0- 0

0- 0

0- 0

0- 0

0- 0

0- 0

CONFERENCE

0- 0

0- 0

0- 0

0- 0

0- 0

0- 0

HOME

0- 0

0- 0

0- 0

0- 0

0- 0

0- 0

AWAY

0- 0

0- 0

0- 0

0- 0

0- 0

0- 0

NEUTRAL

0- 0

0- 0

0- 0

RPI 1-25

RPI 26-50

RPI 51-100

RPI 101+

Team's RPI: 309

RPI S Opponent Score

RPI S Opponent Score

RPI S Opponent Score

RPI S Opponent Score

69 A Butler 65 86

139 A Illinois 52 84

155 A Arkansas St. 63 74

297 H Alabama A&M 53 59

316 H Lipscomb 97 61

348 H Evansville 81 53

LAST 12 Division I GAMES:

139	A	Illinois	52	84	69	A	Butler	65	86
297	H	Alabama A&M	53	59	348	H	Evansville	81	53
155	A	Arkansas St.	63	74					
316	H	Lipscomb	97	61					

Non-Div I Games:

Oakland City

113 55

Murray St.

Average RPI Win:	347	WON-LOST	WINNING	LAST 10	STRENGTH OF	OPP. STRENGTH	TEAM	ADJ.	CONF.	ADJ CONF.
Average RPI Loss:	196	RECORD	PCT. RANK	GAMES	SCHEDULE	OF SCHEDULE	RPI	RPI	RPI	RPI

DIV. I ONLY	1- 7	307	1- 0	317	285	344	344	32	32
DIV. I NON-CONF.	1- 7	307	1- 0	317	285	344	344	32	32
TOTALS	RPI 1-25	RPI 26-50	W-L RECORDS	RPI 51-100	RPI 101-150	RPI 150+			
1- 7	0- 1	0- 0	OVERALL	0- 0	0- 0	1- 6			
1- 4	0- 0	0- 0	HOME	0- 0	0- 0	1- 4			
0- 3	0- 1	0- 0	AWAY	0- 0	0- 0	0- 2			
0- 0	0- 0	0- 0	NEUTRAL	0- 0	0- 0	0- 0			
1- 7	0- 1	0- 0	NON-CONFERENCE	0- 0	0- 0	1- 6			
1- 4	0- 0	0- 0	HOME	0- 0	0- 0	1- 4			
0- 3	0- 1	0- 0	AWAY	0- 0	0- 0	0- 2			
0- 0	0- 0	0- 0	NEUTRAL	0- 0	0- 0	0- 0			
0- 0	0- 0	0- 0	CONFERENCE	0- 0	0- 0	0- 0			
0- 0	0- 0	0- 0	HOME	0- 0	0- 0	0- 0			
0- 0	0- 0	0- 0	AWAY	0- 0	0- 0	0- 0			
0- 0	0- 0	0- 0	NEUTRAL	0- 0	0- 0	0- 0			

RPI S Opponent Score	RPI S Opponent Score	RPI S Opponent Score	RPI S Opponent Score
20 A Iowa 39 106			173 A Winthrop 41 66
			189 H UNCW 82 89
			193 H Coastal Caro. 66 89
			213 H El on 54 83
			269 A High Poi nt 69 80
			314 H USC Upstate 63 82
			347 H UNC Greensboro 66 57
LAST 12 Division I GAMES:			
347 H UNC Greensboro 66 57	20 A Iowa 39 106	173 A Winthrop 41 66	
193 H Coastal Caro. 66 89	213 H El on 54 83	269 A High Poi nt 69 80	
314 H USC Upstate 63 82			
189 H UNCW 82 89			

Non-Div I Games: Johnson & Wales (NC) 5 43

N. C. Central

N
C
S
t
a
t
e

NC State				Through Games Of Dec. 12, 2018											
Average RPI	Win:	113	WON-LOST	WINNING	LAST 10	STRENGTH OF	OPP. STRENGTH	TEAM	ADJ.	CONF.	ADJ CONF.				
Average RPI	Loss:	0	RECORD	PCT. RANK	GAMES	SCHEDULE	OF SCHEDULE	RPI	RPI	RPI	RPI				
DIV. I ONLY			10- 0	1	1- 0	31	48	4	4	1	1				
DIV. I NON-CONF.			10- 0	1	1- 0	31	48	4	4	1	1				

TOTALS		RPI 1-25	RPI 26-50		W-L RECORDS		RPI 51-100	RPI 101-150	RPI 150+						
10- 0		1- 0	3- 0		OVERALL		1- 0	0- 0	5- 0						
7- 0		1- 0	2- 0		HOME		1- 0	0- 0	3- 0						
1- 0		0- 0	0- 0		AWAY		0- 0	0- 0	1- 0						
2- 0		0- 0	1- 0		NEUTRAL		0- 0	0- 0	1- 0						
10- 0		1- 0	3- 0		NON-CONFERENCE		1- 0	0- 0	5- 0						
7- 0		1- 0	2- 0		HOME		1- 0	0- 0	3- 0						
1- 0		0- 0	0- 0		AWAY		0- 0	0- 0	1- 0						
2- 0		0- 0	1- 0		NEUTRAL		0- 0	0- 0	1- 0						
0- 0		0- 0	0- 0		CONFERENCE		0- 0	0- 0	0- 0						
0- 0		0- 0	0- 0		HOME		0- 0	0- 0	0- 0						
0- 0		0- 0	0- 0		AWAY		0- 0	0- 0	0- 0						
0- 0		0- 0	0- 0		NEUTRAL		0- 0	0- 0	0- 0						

RPI 1-25 Team's RPI: 4				RPI 26-50				RPI 51-100				RPI 101+			
RPI	S	Opponent	Score	RPI	S	Opponent	Score	RPI	S	Opponent	Score	RPI	S	Opponent	Score
25	H	Old Domini on	85 56	30	N	Michi gan St.	78 74	95	H	Radford	75 58	154	H	Vanderbi l t	74 54
				42	H	Michi gan	66 55					164	A	Georgetown	76 65
				49	H	Bel mont	77 62					172	H	Kent St.	78 61
												182	H	Hampton	83 51
												219	N	George Washi ngton	69 61

LAST 12 Di vi si on I GAMES:															
25 H Old Domini on 85 56				164 A Georgetown 76 65											
42 H Michi gan 66 55				182 H Hampton 83 51											
219 N George Washi ngton 69 61				172 H Kent St. 78 61											
30 N Michi gan St. 78 74				49 H Bel mont 77 62											
95 H Radford 75 58															
154 H Vanderbi l t 74 54															

N
C
S
t
a
t
e

Non-Di v I Games:

NC State

Average RPI Win:	339	WON-LOST	WINNING	LAST 10	STRENGTH OF	OPP. STRENGTH	TEAM	ADJ.	CONF.	ADJ CONF.
Average RPI Loss:	247	RECORD	PCT. RANK	GAMES	SCHEDULE	OF SCHEDULE	RPI	RPI	RPI	RPI
DIV. I ONLY	2- 8	285	1- 0	330	331	341	341	25	25	
DIV. I NON-CONF.	2- 8	285	1- 0	330	331	341	341	25	25	

TOTALS	RPI 1-25	RPI 26-50	W-L RECORDS	RPI 51-100	RPI 101-150	RPI 150+				
2- 8	0- 0	0- 0	OVERALL	0- 0	0- 1	2- 7				
1- 2	0- 0	0- 0	HOME	0- 0	0- 0	1- 2				
1- 6	0- 0	0- 0	AWAY	0- 0	0- 1	1- 5				
0- 0	0- 0	0- 0	NEUTRAL	0- 0	0- 0	0- 0				
2- 8	0- 0	0- 0	NON-CONFERENCE	0- 0	0- 1	2- 7				
1- 2	0- 0	0- 0	HOME	0- 0	0- 0	1- 2				
1- 6	0- 0	0- 0	AWAY	0- 0	0- 1	1- 5				
0- 0	0- 0	0- 0	NEUTRAL	0- 0	0- 0	0- 0				
0- 0	0- 0	0- 0	CONFERENCE	0- 0	0- 0	0- 0				
0- 0	0- 0	0- 0	HOME	0- 0	0- 0	0- 0				
0- 0	0- 0	0- 0	AWAY	0- 0	0- 0	0- 0				
0- 0	0- 0	0- 0	NEUTRAL	0- 0	0- 0	0- 0				

RPI 1-25				RPI 26-50				RPI 51-100				RPI 101+ Team's RPI: 341			
RPI	S	Opponent	Score	RPI	S	Opponent	Score	RPI	S	Opponent	Score	RPI	S	Opponent	Score
												126	A	Penn	42 85
												202	H	Southeast Mo. St.	58 68
												209	A	West Virginia	50 95
												247	A	Rider	46 67
												273	A	Howard	57 77
												280	A	Saint Peter's	57 70
												296	H	Vermont	63 71
												327	H	Western Caro.	79 71
												340	A	Fairleigh Dickinson	43 64
												350	A	LIU Brooklyn	72 51

LAST 12 Division I GAMES:															
				327	H	Western Caro.	79 71					350	A	LIU Brooklyn	72 51
				340	A	Fairleigh Dickinson	43 64					296	H	Vermont	63 71
				126	A	Penn	42 85					247	A	Rider	46 67
				209	A	West Virginia	50 95					202	H	Southeast Mo. St.	58 68
				273	A	Howard	57 77								
				280	A	Saint Peter's	57 70								

Non-Div I Games:

NJIT

Average RPI Win:	233	WON-LOST	WINNING	LAST 10	STRENGTH OF	OPP. STRENGTH	TEAM	ADJ.	CONF.	ADJ CONF.
Average RPI Loss:	133	RECORD	PCT. RANK	GAMES	SCHEDULE	OF SCHEDULE	RPI	RPI	RPI	RPI
DIV. I ONLY	3- 4	202	0- 1	125	241	174	174	21	21	
DIV. I NON-CONF.	3- 4	202	0- 1	125	241	174	174	21	21	

TOTALS	RPI 1-25	RPI 26-50	W-L RECORDS	RPI 51-100	RPI 101-150	RPI 150+				
3- 4	0- 1	0- 0	OVERALL	0- 0	0- 2	3- 1				
1- 2	0- 0	0- 0	HOME	0- 0	0- 2	1- 0				
2- 2	0- 1	0- 0	AWAY	0- 0	0- 0	2- 1				
0- 0	0- 0	0- 0	NEUTRAL	0- 0	0- 0	0- 0				
3- 4	0- 1	0- 0	NON-CONFERENCE	0- 0	0- 2	3- 1				
1- 2	0- 0	0- 0	HOME	0- 0	0- 2	1- 0				
2- 2	0- 1	0- 0	AWAY	0- 0	0- 0	2- 1				
0- 0	0- 0	0- 0	NEUTRAL	0- 0	0- 0	0- 0				
0- 0	0- 0	0- 0	CONFERENCE	0- 0	0- 0	0- 0				
0- 0	0- 0	0- 0	HOME	0- 0	0- 0	0- 0				
0- 0	0- 0	0- 0	AWAY	0- 0	0- 0	0- 0				
0- 0	0- 0	0- 0	NEUTRAL	0- 0	0- 0	0- 0				

RPI 1-25				RPI 26-50				RPI 51-100				RPI 101+				Team's RPI: 174
RPI	S	Opponent	Score	RPI	S	Opponent	Score	RPI	S	Opponent	Score	RPI	S	Opponent	Score	
23	A	Col orado	43 59									122	H	Marist	48 72	
												126	H	Penn	61 65	
												163	A	Ai r Force	54 47	
												247	A	Ri der	66 60	
												259	A	Norfol k St.	58 65	
												290	H	N. C. A&T	72 49	

LAST 12 Division I GAMES:																
				122	H	Marist	48 72	23	A	Col orado	43 59					
								163	A	Ai r Force	54 47					
								247	A	Ri der	66 60					
								290	H	N. C. A&T	72 49					
								126	H	Penn	61 65					
								259	A	Norfol k St.	58 65					

Non-Div I Games: Catholic 81 36

Navy

Average RPI	Win:	186	WON-LOST	WINNING	LAST 10	STRENGTH OF	OPP. STRENGTH	TEAM	ADJ.	CONF.	ADJ CONF.
Average RPI	Loss:	65	RECORD	PCT. RANK	GAMES	SCHEDULE	OF SCHEDULE	RPI	RPI	RPI	RPI
DIV. I ONLY		4- 5		195	1- 0	62	59	123	123	3	3
DIV. I NON-CONF.		4- 5		195	1- 0	62	59	123	123	3	3

TOTALS	RPI 1-25		RPI 26-50		W-L RECORDS	RPI 51-100		RPI 101-150		RPI 150+	
4- 5	0- 3		0- 0		OVERALL	1- 0		1- 1		2- 1	
3- 1	0- 1		0- 0		HOME	0- 0		1- 0		2- 0	
0- 4	0- 2		0- 0		AWAY	0- 0		0- 1		0- 1	
1- 0	0- 0		0- 0		NEUTRAL	1- 0		0- 0		0- 0	
4- 5	0- 3		0- 0		NON-CONFERENCE	1- 0		1- 1		2- 1	
3- 1	0- 1		0- 0		HOME	0- 0		1- 0		2- 0	
0- 4	0- 2		0- 0		AWAY	0- 0		0- 1		0- 1	
1- 0	0- 0		0- 0		NEUTRAL	1- 0		0- 0		0- 0	
0- 0	0- 0		0- 0		CONFERENCE	0- 0		0- 0		0- 0	
0- 0	0- 0		0- 0		HOME	0- 0		0- 0		0- 0	
0- 0	0- 0		0- 0		AWAY	0- 0		0- 0		0- 0	
0- 0	0- 0		0- 0		NEUTRAL	0- 0		0- 0		0- 0	

RPI 1-25				RPI 26-50				RPI 51-100				RPI 101+				Team's RPI: 123
RPI	S	Opponent	Score	RPI	S	Opponent	Score	RPI	S	Opponent	Score	RPI	S	Opponent	Score	
5	A	Louisville	68 85					95	N	Radford	77 39	106	H	Kansas	58 52	
9	H	Drake	77 83									114	A	Creighton	65 74	
14	A	Miami (FL)	68 82									183	A	Washington St.	84 87	
												230	H	San Jose St.	96 63	
												314	H	USC Upstate	87 64	

LAST 12 Division I GAMES:																
230	H	San Jose St.	96 63	14	A	Miami (FL)	68 82	183	A	Washington St.	84 87					
106	H	Kansas	58 52					314	H	USC Upstate	87 64					
114	A	Creighton	65 74					9	H	Drake	77 83					
5	A	Louisville	68 85													
95	N	Radford	77 39													

Non-Div I Games:

Nebraska

Average RPI Win: 277

Average RPI Loss: 97

WON-LOST
RECORDWINNING
PCT. RANKLAST 10
GAMESSTRENGTH OF
SCHEDULEOPP. STRENGTH
OF SCHEDULETEAM
RPIADJ.
RPICONF.
RPIADJ CONF.
RPIDIV. I ONLY
DIV. I NON-CONF.1- 6
1- 6299
2990- 1
0- 136
36236
236216
216216
2169
99
9

TOTALS

RPI 1-25

RPI 26-50

W-L RECORDS

RPI 51-100

RPI 101-150

RPI 150+

1- 6 0- 1
0- 3 0- 1
1- 1 0- 0
0- 2 0- 00- 0
0- 0
0- 0
0- 0OVERALL
HOME
AWAY
NEUTRAL0- 2
0- 2
0- 0
0- 00- 3
0- 0
0- 1
0- 21- 0
0- 0
1- 0
0- 01- 6 0- 1
0- 3 0- 1
1- 1 0- 0
0- 2 0- 00- 0
0- 0
0- 0
0- 0NON-CONFERENCE
HOME
AWAY
NEUTRAL0- 2
0- 2
0- 0
0- 00- 3
0- 0
0- 1
0- 21- 0
0- 0
1- 0
0- 00- 0 0- 0
0- 0 0- 0
0- 0 0- 0
0- 0 0- 00- 0
0- 0
0- 0
0- 0CONFERENCE
HOME
AWAY
NEUTRAL0- 0
0- 0
0- 0
0- 00- 0
0- 0
0- 0
0- 00- 0
0- 0
0- 0
0- 0

RPI 1-25

RPI 26-50

RPI 51-100

RPI 101+

Team's RPI: 216

RPI S Opponent Score
23 H Colorado 52 65

RPI S Opponent Score

RPI S Opponent Score
80 H Southern California 51 72
99 H Utah 52 74RPI S Opponent Score
115 N UC Davis 68 84
124 N Northern Ill. 69 98
141 A Santa Clara 48 56
277 A Long Beach St. 76 67

LAST 12 Division I GAMES:

80 H Southern California 51 72 124 N Northern Ill. 69 98
23 H Colorado 52 65 115 N UC Davis 68 84
277 A Long Beach St. 76 67
141 A Santa Clara 48 56
99 H Utah 52 74

Non-Div I Games: Stanislaus St. 75 52

Nevada

Average RPI Win:	242	WON-LOST	WINNING	LAST 10	STRENGTH OF	OPP. STRENGTH	TEAM	ADJ.	CONF.	ADJ CONF.
Average RPI Loss:	157	RECORD	PCT. RANK	GAMES	SCHEDULE	OF SCHEDULE	RPI	RPI	RPI	RPI
DIV. I ONLY	2- 7	274	1- 0	127	267	263	263	24	24	
DIV. I NON-CONF.	2- 7	274	1- 0	127	267	263	263	24	24	

TOTALS	RPI 1-25	RPI 26-50	W-L RECORDS	RPI 51-100	RPI 101-150	RPI 150+				
2- 7	0- 0	0- 2	OVERALL	0- 1	0- 0	2- 4				
2- 1	0- 0	0- 0	HOME	0- 0	0- 0	2- 1				
0- 6	0- 0	0- 2	AWAY	0- 1	0- 0	0- 3				
0- 0	0- 0	0- 0	NEUTRAL	0- 0	0- 0	0- 0				
2- 7	0- 0	0- 2	NON-CONFERENCE	0- 1	0- 0	2- 4				
2- 1	0- 0	0- 0	HOME	0- 0	0- 0	2- 1				
0- 6	0- 0	0- 2	AWAY	0- 1	0- 0	0- 3				
0- 0	0- 0	0- 0	NEUTRAL	0- 0	0- 0	0- 0				
0- 0	0- 0	0- 0	CONFERENCE	0- 0	0- 0	0- 0				
0- 0	0- 0	0- 0	HOME	0- 0	0- 0	0- 0				
0- 0	0- 0	0- 0	AWAY	0- 0	0- 0	0- 0				
0- 0	0- 0	0- 0	NEUTRAL	0- 0	0- 0	0- 0				

RPI 1-25				RPI 26-50				RPI 51-100				RPI 101+ Team's RPI: 263			
RPI	S	Opponent	Score	RPI	S	Opponent	Score	RPI	S	Opponent	Score	RPI	S	Opponent	Score
				26	A	Minnesota	47 70	97	A	South Fla.	36 79	171	A	Boston U.	39 60
				29	A	Northeastern	54 69					208	H	Holy Cross	74 62
												212	H	Sacred Heart	60 71
												236	A	Brown	70 76
												275	H	Bryant	79 74
												331	A	North Dakota St.	51 56

LAST 12 Division I GAMES:															
				208	H	Holy Cross	74 62	97	A	South Fla.	36 79				
				331	A	North Dakota St.	51 56	171	A	Boston U.	39 60				
				26	A	Minnesota	47 70	275	H	Bryant	79 74				
								29	A	Northeastern	54 69				
								212	H	Sacred Heart	60 71				
								236	A	Brown	70 76				

Non-Div I Games: U New England 68 44

New Hampshire

Average RPI	Win:	169	WON-LOST	WINNING	LAST 10	STRENGTH OF	OPP. STRENGTH	TEAM	ADJ.	CONF.	ADJ CONF.
Average RPI	Loss:	45	RECORD	PCT. RANK	GAMES	SCHEDULE	OF SCHEDULE	RPI	RPI	RPI	RPI
DIV. I ONLY		7- 1		29	1- 0	131	81	38	38	9	9
DIV. I NON-CONF.		7- 1		29	1- 0	131	81	38	38	9	9

TOTALS	RPI 1-25		RPI 26-50		W-L RECORDS	RPI 51-100		RPI 101-150		RPI 150+	
7- 1	0- 0		0- 1		OVERALL	1- 0		3- 0		3- 0	
5- 1	0- 0		0- 1		HOME	1- 0		1- 0		3- 0	
2- 0	0- 0		0- 0		AWAY	0- 0		2- 0		0- 0	
0- 0	0- 0		0- 0		NEUTRAL	0- 0		0- 0		0- 0	
7- 1	0- 0		0- 1		NON-CONFERENCE	1- 0		3- 0		3- 0	
5- 1	0- 0		0- 1		HOME	1- 0		1- 0		3- 0	
2- 0	0- 0		0- 0		AWAY	0- 0		2- 0		0- 0	
0- 0	0- 0		0- 0		NEUTRAL	0- 0		0- 0		0- 0	
0- 0	0- 0		0- 0		CONFERENCE	0- 0		0- 0		0- 0	
0- 0	0- 0		0- 0		HOME	0- 0		0- 0		0- 0	
0- 0	0- 0		0- 0		AWAY	0- 0		0- 0		0- 0	
0- 0	0- 0		0- 0		NEUTRAL	0- 0		0- 0		0- 0	

RPI 1-25				Team's RPI: 38				RPI 51-100				RPI 101+			
RPI	S	Opponent	Score	RPI	S	Opponent	Score	RPI	S	Opponent	Score	RPI	S	Opponent	Score
45	H	Auburn	76 79	87	H	New Mexico St.	83 58	117	H	Hartford	72 65	132	A	Houston	89 84
								137	A	Northern Ariz.	84 55	181	H	Oklahoma	84 80
								206	H	Texas St.	82 51	321	H	UTEP	69 51
LAST 12 Division I GAMES:															
117	H	Hartford	72 65	87	H	New Mexico St.	83 58	181	H	Oklahoma	84 80				
45	H	Auburn	76 79					132	A	Houston	89 84				
137	A	Northern Ariz.	84 55					206	H	Texas St.	82 51				
321	H	UTEP	69 51												

Non-Div I Games:

New Mexico

Average RPI	Win:	233	WON-LOST	WINNING	LAST 10	STRENGTH OF	OPP. STRENGTH	TEAM	ADJ.	CONF.	ADJ CONF.
Average RPI	Loss:	79	RECORD	PCT. RANK	GAMES	SCHEDULE	OF SCHEDULE	RPI	RPI	RPI	RPI
DIV. I ONLY		3- 2		128	1- 0	75	263	87	87	30	30
DIV. I NON-CONF.		3- 2		128	1- 0	75	263	87	87	30	30

TOTALS	RPI 1-25		RPI 26-50		W-L RECORDS	RPI 51-100		RPI 101-150		RPI 150+	
3- 2	0- 0		0- 1		OVERALL	1- 0		0- 1		2- 0	
1- 1	0- 0		0- 0		HOME	1- 0		0- 1		0- 0	
2- 1	0- 0		0- 1		AWAY	0- 0		0- 0		2- 0	
0- 0	0- 0		0- 0		NEUTRAL	0- 0		0- 0		0- 0	
3- 2	0- 0		0- 1		NON-CONFERENCE	1- 0		0- 1		2- 0	
1- 1	0- 0		0- 0		HOME	1- 0		0- 1		0- 0	
2- 1	0- 0		0- 1		AWAY	0- 0		0- 0		2- 0	
0- 0	0- 0		0- 0		NEUTRAL	0- 0		0- 0		0- 0	
0- 0	0- 0		0- 0		CONFERENCE	0- 0		0- 0		0- 0	
0- 0	0- 0		0- 0		HOME	0- 0		0- 0		0- 0	
0- 0	0- 0		0- 0		AWAY	0- 0		0- 0		0- 0	
0- 0	0- 0		0- 0		NEUTRAL	0- 0		0- 0		0- 0	

RPI 1-25				RPI 26-50				RPI 51-100				Team's RPI: 87	RPI 101+			
RPI	S	Opponent	Score	RPI	S	Opponent	Score	RPI	S	Opponent	Score		RPI	S	Opponent	Score
				38	A	New Mexico	58 83	74	H	Denver	66 64		120	H	Abilene Christian	46 58
													305	A	Western Mich.	66 54
													321	A	UTEP	69 65
LAST 12 Division I GAMES:																
				120	H	Abilene Christian	46 58	74	H	Denver	66 64					
				321	A	UTEP	69 65	38	A	New Mexico	58 83					
				305	A	Western Mich.	66 54									

Non-Div I Games: Tex. Permian Basin 70 38 Northern N.M. 101 51

New Mexico St.

Average RPI Win:	270	WON-LOST	WINNING	LAST 10	STRENGTH OF	OPP. STRENGTH	TEAM	ADJ.	CONF.	ADJ CONF.
Average RPI Loss:	124	RECORD	PCT. RANK	GAMES	SCHEDULE	OF SCHEDULE	RPI	RPI	RPI	RPI
DIV. I ONLY	1- 4	285	0- 0	61	261	198	198	22	22	
DIV. I NON-CONF.	1- 4	285	0- 0	61	261	198	198	22	22	

TOTALS	RPI 1-25	RPI 26-50	W-L RECORDS	RPI 51-100	RPI 101-150	RPI 150+				
1- 4	0- 1	0- 0	OVERALL	0- 0	0- 2	1- 1				
0- 1	0- 0	0- 0	HOME	0- 0	0- 0	0- 1				
1- 3	0- 1	0- 0	AWAY	0- 0	0- 2	1- 0				
0- 0	0- 0	0- 0	NEUTRAL	0- 0	0- 0	0- 0				
1- 4	0- 1	0- 0	NON-CONFERENCE	0- 0	0- 2	1- 1				
0- 1	0- 0	0- 0	HOME	0- 0	0- 0	0- 1				
1- 3	0- 1	0- 0	AWAY	0- 0	0- 2	1- 0				
0- 0	0- 0	0- 0	NEUTRAL	0- 0	0- 0	0- 0				
0- 0	0- 0	0- 0	CONFERENCE	0- 0	0- 0	0- 0				
0- 0	0- 0	0- 0	HOME	0- 0	0- 0	0- 0				
0- 0	0- 0	0- 0	AWAY	0- 0	0- 0	0- 0				
0- 0	0- 0	0- 0	NEUTRAL	0- 0	0- 0	0- 0				

RPI 1-25				RPI 26-50				RPI 51-100				RPI 101+ Team's RPI: 198			
RPI	S	Opponent	Score	RPI	S	Opponent	Score	RPI	S	Opponent	Score	RPI	S	Opponent	Score
14	A	Mi ami (FL)	38 78									128	A	Pi ttsburgh	38 90
												138	A	Ri ce	56 67
												217	H	La. -Monroe	44 57
												270	A	Memphi s	66 59

LAST 12 Division I GAMES:															
14	A	Mi ami (FL)	38 78	217	H	La. -Monroe	44 57								
270	A	Memphi s	66 59	128	A	Pi ttsburgh	38 90								
138	A	Ri ce	56 67												

Non-Div I Games: Dillard 68 59 Centenary (LA) 104 42 Trinity Baptist 93 38 New Orleans

Average RPI Win:	321	WON-LOST	WINNING	LAST 10	STRENGTH OF	OPP. STRENGTH	TEAM	ADJ.	CONF.	ADJ CONF.
Average RPI Loss:	179	RECORD	PCT. RANK	GAMES	SCHEDULE	OF SCHEDULE	RPI	RPI	RPI	RPI
DIV. I ONLY	2- 6	262	1- 0	263	238	310	310	28	28	
DIV. I NON-CONF.	2- 6	262	1- 0	263	238	310	310	28	28	

TOTALS	RPI 1-25	RPI 26-50	W-L RECORDS	RPI 51-100	RPI 101-150	RPI 150+				
2- 6	0- 1	0- 0	OVERALL	0- 0	0- 2	2- 3				
1- 2	0- 0	0- 0	HOME	0- 0	0- 0	1- 2				
0- 3	0- 1	0- 0	AWAY	0- 0	0- 1	0- 1				
1- 1	0- 0	0- 0	NEUTRAL	0- 0	0- 1	1- 0				
2- 6	0- 1	0- 0	NON-CONFERENCE	0- 0	0- 2	2- 3				
1- 2	0- 0	0- 0	HOME	0- 0	0- 0	1- 2				
0- 3	0- 1	0- 0	AWAY	0- 0	0- 1	0- 1				
1- 1	0- 0	0- 0	NEUTRAL	0- 0	0- 1	1- 0				
0- 0	0- 0	0- 0	CONFERENCE	0- 0	0- 0	0- 0				
0- 0	0- 0	0- 0	HOME	0- 0	0- 0	0- 0				
0- 0	0- 0	0- 0	AWAY	0- 0	0- 0	0- 0				
0- 0	0- 0	0- 0	NEUTRAL	0- 0	0- 0	0- 0				

RPI 1-25				RPI 26-50				RPI 51-100				RPI 101+				Team's RPI: 310
RPI	S	Opponent	Score	RPI	S	Opponent	Score	RPI	S	Opponent	Score	RPI	S	Opponent	Score	
8	A	Iowa St.	35 95									113	A	Buffalo	61 88	
												129	N	Yale	64 67	
												240	H	St. Bonaventure	48 76	
												273	H	Howard	61 68	
												304	H	Binghamton	79 72	
												308	A	Saint Joseph's	54 68	
												338	N	Morgan St.	67 57	
LAST 12 Division I GAMES:																
308	A	Saint Joseph's	54 68	338	N	Morgan St.	67 57									
113	A	Buffalo	61 88	129	N	Yale	64 67									
8	A	Iowa St.	35 95	304	H	Binghamton	79 72									
240	H	St. Bonaventure	48 76	273	H	Howard	61 68									

Non-Div I Games:

Niagara

Average RPI Win: 257

Average RPI Loss: 101

WON-LOST
RECORDWINNING
PCT. RANKLAST 10
GAMESSTRENGTH OF
SCHEDULEOPP. STRENGTH
OF SCHEDULETEAM
RPIADJ.
RPICONF.
RPIADJ CONF.
RPIDIV. I ONLY
DIV. I NON-CONF.3- 5
3- 5217
2170- 1
0- 1187
187125
125194
194194
19422
2222
22

TOTALS

RPI 1-25

RPI 26-50

W-L RECORDS

RPI 51-100

RPI 101-150

RPI 150+

3- 5 0- 1
1- 0 0- 0
1- 4 0- 1
1- 1 0- 00- 2
0- 0
0- 2
0- 0OVERALL
HOME
AWAY
NEUTRAL0- 0
0- 0
0- 0
0- 00- 0
0- 0
0- 0
0- 03- 2
1- 0
1- 1
1- 13- 5 0- 1
1- 0 0- 0
1- 4 0- 1
1- 1 0- 00- 2
0- 0
0- 2
0- 0NON-CONFERENCE
HOME
AWAY
NEUTRAL0- 0
0- 0
0- 0
0- 00- 0
0- 0
0- 0
0- 03- 2
1- 0
1- 1
1- 10- 0 0- 0
0- 0 0- 0
0- 0 0- 0
0- 0 0- 00- 0
0- 0
0- 0
0- 0CONFERENCE
HOME
AWAY
NEUTRAL0- 0
0- 0
0- 0
0- 00- 0
0- 0
0- 0
0- 00- 0
0- 0
0- 0
0- 0

RPI 1-25

RPI 26-50

RPI 51-100

RPI 101+

Team's RPI: 194

RPI S Opponent Score
13 A Baylor 39 100RPI S Opponent Score
31 A Tulane 46 71
45 A Auburn 59 80

RPI S Opponent Score

RPI S Opponent Score
206 A Texas St. 67 72
210 N Delaware 56 71
211 N Texas Southern 58 57
239 H Mississippi Val. 72 47
321 A UTEP 58 56

LAST 12 Division I GAMES:

210 N Delaware	56	71	31 A Tulane	46	71
206 A Texas St.	67	72	239 H Mississippi Val.	72	47
			211 N Texas Southern	58	57
			321 A UTEP	58	56
			45 A Auburn	59	80
			13 A Baylor	39	100

Non-Div I Games:

Southern-N.O.

86 49

Nicholls St.

Average RPI Win:	272	WON-LOST	WINNING	LAST 10	STRENGTH OF	OPP. STRENGTH	TEAM	ADJ.	CONF.	ADJ CONF.
Average RPI Loss:	181	RECORD	PCT. RANK	GAMES	SCHEDULE	OF SCHEDULE	RPI	RPI	RPI	RPI
DIV. I ONLY	3- 5	217	1- 0	236	265	259	259	32	32	
DIV. I NON-CONF.	3- 5	217	1- 0	236	265	259	259	32	32	

TOTALS	RPI 1-25	RPI 26-50	W-L RECORDS	RPI 51-100	RPI 101-150	RPI 150+				
3- 5	0- 1	0- 0	OVERALL	0- 0	0- 0	3- 4				
2- 1	0- 0	0- 0	HOME	0- 0	0- 0	2- 1				
0- 4	0- 1	0- 0	AWAY	0- 0	0- 0	0- 3				
1- 0	0- 0	0- 0	NEUTRAL	0- 0	0- 0	1- 0				
3- 5	0- 1	0- 0	NON-CONFERENCE	0- 0	0- 0	3- 4				
2- 1	0- 0	0- 0	HOME	0- 0	0- 0	2- 1				
0- 4	0- 1	0- 0	AWAY	0- 0	0- 0	0- 3				
1- 0	0- 0	0- 0	NEUTRAL	0- 0	0- 0	1- 0				
0- 0	0- 0	0- 0	CONFERENCE	0- 0	0- 0	0- 0				
0- 0	0- 0	0- 0	HOME	0- 0	0- 0	0- 0				
0- 0	0- 0	0- 0	AWAY	0- 0	0- 0	0- 0				
0- 0	0- 0	0- 0	NEUTRAL	0- 0	0- 0	0- 0				

RPI 1-25				RPI 26-50				RPI 51-100				RPI 101+				Team's RPI: 259
RPI	S	Opponent	Score	RPI	S	Opponent	Score	RPI	S	Opponent	Score	RPI	S	Opponent	Score	
25	A	Old Domini on	53 69									151	A	Lehi gh	41 62	
												174	H	Navy	65 58	
												197	H	Campbel l	49 57	
												232	A	Ole Mi ss	42 60	
												291	N	Li berty	66 53	
												298	A	La Sal le	52 62	
												351	H	Longwood	74 42	
LAST 12 Di vi si on I GAMES:																
291	N	Li berty	66 53	25	A	Old Domini on	53 69	232	A	Ole Mi ss	42 60					
351	H	Longwood	74 42													
298	A	La Sal le	52 62													
151	A	Lehi gh	41 62													
197	H	Campbel l	49 57													
174	H	Navy	65 58													

Non-Di v I Games: Cheyney 93 40

Norfol k St.

Average RPI	Win:	232	WON-LOST	WINNING	LAST 10	STRENGTH OF	OPP. STRENGTH	TEAM	ADJ.	CONF.	ADJ CONF.
Average RPI	Loss:	57	RECORD	PCT. RANK	GAMES	SCHEDULE	OF SCHEDULE	RPI	RPI	RPI	RPI
DIV. I ONLY		4- 1		46	0- 0	305	43	104	104	25	25
DIV. I NON-CONF.		4- 1		46	0- 0	305	43	104	104	25	25

TOTALS	RPI 1-25		RPI 26-50		W-L RECORDS	RPI 51-100		RPI 101-150		RPI 150+	
4- 1	0- 0		0- 0		OVERALL	0- 1		0- 0		4- 0	
1- 0	0- 0		0- 0		HOME	0- 0		0- 0		1- 0	
2- 1	0- 0		0- 0		AWAY	0- 1		0- 0		2- 0	
1- 0	0- 0		0- 0		NEUTRAL	0- 0		0- 0		1- 0	
4- 1	0- 0		0- 0		NON-CONFERENCE	0- 1		0- 0		4- 0	
1- 0	0- 0		0- 0		HOME	0- 0		0- 0		1- 0	
2- 1	0- 0		0- 0		AWAY	0- 1		0- 0		2- 0	
1- 0	0- 0		0- 0		NEUTRAL	0- 0		0- 0		1- 0	
0- 0	0- 0		0- 0		CONFERENCE	0- 0		0- 0		0- 0	
0- 0	0- 0		0- 0		HOME	0- 0		0- 0		0- 0	
0- 0	0- 0		0- 0		AWAY	0- 0		0- 0		0- 0	
0- 0	0- 0		0- 0		NEUTRAL	0- 0		0- 0		0- 0	

RPI 1-25				RPI 26-50				RPI 51-100				RPI 101+ Team's RPI: 104				
RPI	S	Opponent	Score	RPI	S	Opponent	Score	RPI	S	Opponent	Score	RPI	S	Opponent	Score	
								57	A	Xavier	81	94	154	A	Vanderbilt	74 71
													202	N	Southeast Mo. St.	80 67
													244	H	Alabama St.	68 42
													327	A	Western Caro.	89 66

LAST 12 Division I GAMES:																
				154	A	Vanderbilt	74 71	57	A	Xavier	81	94				
								327	A	Western Caro.	89	66				
								202	N	Southeast Mo. St.	80	67				
								244	H	Alabama St.	68	42				

Non-Div I Games: Stillman 99 43 Martin Methodist 79 48 Lane 98 57 Blue Mountain (MS) 70 42 North Ala.

Average RPI Win:	133	WON-LOST	WINNING	LAST 10	STRENGTH OF	OPP. STRENGTH	TEAM	ADJ.	CONF.	ADJ CONF.
Average RPI Loss:	46	RECORD	PCT. RANK	GAMES	SCHEDULE	OF SCHEDULE	RPI	RPI	RPI	RPI
DIV. I ONLY	6- 4	128	1- 0	20	82	32	32	1	1	
DIV. I NON-CONF.	6- 4	128	1- 0	20	82	32	32	1	1	

TOTALS	RPI 1-25	RPI 26-50	W-L RECORDS	RPI 51-100	RPI 101-150	RPI 150+				
6- 4	0- 2	1- 0	OVERALL	2- 2	0- 0	3- 0				
3- 1	0- 0	0- 0	HOME	1- 1	0- 0	2- 0				
1- 2	0- 1	0- 0	AWAY	0- 1	0- 0	1- 0				
2- 1	0- 1	1- 0	NEUTRAL	1- 0	0- 0	0- 0				
6- 4	0- 2	1- 0	NON-CONFERENCE	2- 2	0- 0	3- 0				
3- 1	0- 0	0- 0	HOME	1- 1	0- 0	2- 0				
1- 2	0- 1	0- 0	AWAY	0- 1	0- 0	1- 0				
2- 1	0- 1	1- 0	NEUTRAL	1- 0	0- 0	0- 0				
0- 0	0- 0	0- 0	CONFERENCE	0- 0	0- 0	0- 0				
0- 0	0- 0	0- 0	HOME	0- 0	0- 0	0- 0				
0- 0	0- 0	0- 0	AWAY	0- 0	0- 0	0- 0				
0- 0	0- 0	0- 0	NEUTRAL	0- 0	0- 0	0- 0				

RPI 1-25				RPI 26-50				RPI 51-100				RPI 101+			
RPI	S	Opponent	Score	RPI	S	Opponent	Score	RPI	S	Opponent	Score	RPI	S	Opponent	Score
18	N	Kentucky	75 85	41	N	UCLA	83 49	52	H	Maine	73 85	172	H	Kent St.	73 60
23	A	Colorado	74 86					83	H	VCU	59 47	189	H	UNCW	82 55
								92	A	Ohio St.	69 76	213	A	Elon	100 69
								97	N	South Fla.	71 69				
LAST 12 Division I GAMES:															
189	H	UNCW	82 55	41	N	UCLA	83 49	23	A	Colorado	74 86				
52	H	Maine	73 85	83	H	VCU	59 47								
92	A	Ohio St.	69 76	172	H	Kent St.	73 60								
18	N	Kentucky	75 85	213	A	Elon	100 69								
97	N	South Fla.	71 69												

Non-Div I Games:

North Carolina

Average RPI Win:	221	WON-LOST	WINNING	LAST 10	STRENGTH OF	OPP. STRENGTH	TEAM	ADJ.	CONF.	ADJ CONF.
Average RPI Loss:	117	RECORD	PCT. RANK	GAMES	SCHEDULE	OF SCHEDULE	RPI	RPI	RPI	RPI
DIV. I ONLY	2- 7	274	0- 0	93	120	175	175	12	12	
DIV. I NON-CONF.	2- 7	274	0- 0	93	120	175	175	12	12	

TOTALS	RPI 1-25	RPI 26-50	W-L RECORDS	RPI 51-100	RPI 101-150	RPI 150+				
2- 7	0- 2	0- 0	OVERALL	0- 0	0- 3	2- 2				
0- 1	0- 0	0- 0	HOME	0- 0	0- 0	0- 1				
2- 6	0- 2	0- 0	AWAY	0- 0	0- 3	2- 1				
0- 0	0- 0	0- 0	NEUTRAL	0- 0	0- 0	0- 0				
2- 7	0- 2	0- 0	NON-CONFERENCE	0- 0	0- 3	2- 2				
0- 1	0- 0	0- 0	HOME	0- 0	0- 0	0- 1				
2- 6	0- 2	0- 0	AWAY	0- 0	0- 3	2- 1				
0- 0	0- 0	0- 0	NEUTRAL	0- 0	0- 0	0- 0				
0- 0	0- 0	0- 0	CONFERENCE	0- 0	0- 0	0- 0				
0- 0	0- 0	0- 0	HOME	0- 0	0- 0	0- 0				
0- 0	0- 0	0- 0	AWAY	0- 0	0- 0	0- 0				
0- 0	0- 0	0- 0	NEUTRAL	0- 0	0- 0	0- 0				

RPI 1-25				RPI 26-50				RPI 51-100				RPI 101+				Team's RPI: 175
RPI	S	Opponent	Score	RPI	S	Opponent	Score	RPI	S	Opponent	Score	RPI	S	Opponent	Score	
8	A	Iowa St.	35 87									101	A	UNI	60 64	
10	A	Syracuse	49 85									112	A	Penn St.	68 75	
												146	A	Rhode Island	63 77	
												180	A	Massachusetts	59 52	
												184	H	Milwaukee	46 64	
												256	A	Illinois St.	55 67	
												261	A	Valparaiso	62 56	

LAST 12 Division I GAMES:																
184	H	Milwaukee	46 64	8	A	Iowa St.	35 87									
101	A	UNI	60 64	261	A	Valparaiso	62 56									
180	A	Massachusetts	59 52	10	A	Syracuse	49 85									
146	A	Rhode Island	63 77													
112	A	Penn St.	68 75													
256	A	Illinois St.	55 67													

Non-Div I Games: Mayville St. 84 50

North Dakota

Average RPI	Win:	263	WON-LOST	WINNING	LAST 10	STRENGTH OF	OPP. STRENGTH	TEAM	ADJ.	CONF.	ADJ CONF.
Average RPI	Loss:	166	RECORD	PCT. RANK	GAMES	SCHEDULE	OF SCHEDULE	RPI	RPI	RPI	RPI
DIV. I ONLY		1- 7		307	0- 1	266	201	331	331	12	12
DIV. I NON-CONF.		1- 7		307	0- 1	266	201	331	331	12	12

TOTALS	RPI 1-25		RPI 26-50		W-L RECORDS	RPI 51-100		RPI 101-150		RPI 150+	
1- 7	0- 0		0- 0		OVERALL	0- 1		0- 3		1- 3	
1- 3	0- 0		0- 0		HOME	0- 0		0- 1		1- 2	
0- 3	0- 0		0- 0		AWAY	0- 1		0- 2		0- 0	
0- 1	0- 0		0- 0		NEUTRAL	0- 0		0- 0		0- 1	
1- 7	0- 0		0- 0		NON-CONFERENCE	0- 1		0- 3		1- 3	
1- 3	0- 0		0- 0		HOME	0- 0		0- 1		1- 2	
0- 3	0- 0		0- 0		AWAY	0- 1		0- 2		0- 0	
0- 1	0- 0		0- 0		NEUTRAL	0- 0		0- 0		0- 1	
0- 0	0- 0		0- 0		CONFERENCE	0- 0		0- 0		0- 0	
0- 0	0- 0		0- 0		HOME	0- 0		0- 0		0- 0	
0- 0	0- 0		0- 0		AWAY	0- 0		0- 0		0- 0	
0- 0	0- 0		0- 0		NEUTRAL	0- 0		0- 0		0- 0	

RPI 1-25				RPI 26-50				RPI 51-100				RPI 101+				Team's RPI: 331	
RPI	S	Opponent	Score	RPI	S	Opponent	Score	RPI	S	Opponent	Score	RPI	S	Opponent	Score		
								85	A	Paci fi c	68	75					
												114	H	Creighton	51	86	
												124	A	Northern Ill.	63	81	
												147	A	Wisconsin	53	64	
												184	H	Milwaukee	55	57	
												226	H	UMKC	59	69	
												263	H	New Hampshire	56	51	
												282	N	North Texas	78	92	
LAST 12 Division I GAMES:																	
								85	A	Paci fi c	68	75					
								147	A	Wisconsin	53	64					
								263	H	New Hampshire	56	51					
								114	H	Creighton	51	86					
								184	H	Milwaukee	55	57					
								226	H	UMKC	59	69					
								124	A	Northern Ill.	63	81					
								282	N	North Texas	78	92					

Non-Div I Games: Mayville St. 49 43

North Dakota St.

Average RPI Win:	336	WON-LOST	WINNING	LAST 10	STRENGTH OF	OPP. STRENGTH	TEAM	ADJ.	CONF.	ADJ CONF.
Average RPI Loss:	56	RECORD	PCT. RANK	GAMES	SCHEDULE	OF SCHEDULE	RPI	RPI	RPI	RPI
DIV. I ONLY	3- 3	161	1- 0	275	159	229	229	25	25	
DIV. I NON-CONF.	3- 3	161	1- 0	275	159	229	229	25	25	

TOTALS	RPI 1-25	RPI 26-50	W-L RECORDS	RPI 51-100	RPI 101-150	RPI 150+				
3- 3	0- 2	0- 0	OVERALL	0- 0	0- 1	3- 0				
3- 0	0- 0	0- 0	HOME	0- 0	0- 0	3- 0				
0- 3	0- 2	0- 0	AWAY	0- 0	0- 1	0- 0				
0- 0	0- 0	0- 0	NEUTRAL	0- 0	0- 0	0- 0				
3- 3	0- 2	0- 0	NON-CONFERENCE	0- 0	0- 1	3- 0				
3- 0	0- 0	0- 0	HOME	0- 0	0- 0	3- 0				
0- 3	0- 2	0- 0	AWAY	0- 0	0- 1	0- 0				
0- 0	0- 0	0- 0	NEUTRAL	0- 0	0- 0	0- 0				
0- 0	0- 0	0- 0	CONFERENCE	0- 0	0- 0	0- 0				
0- 0	0- 0	0- 0	HOME	0- 0	0- 0	0- 0				
0- 0	0- 0	0- 0	AWAY	0- 0	0- 0	0- 0				
0- 0	0- 0	0- 0	NEUTRAL	0- 0	0- 0	0- 0				

RPI 1-25				RPI 26-50				RPI 51-100				RPI 101+ Team's RPI: 229			
RPI	S	Opponent	Score	RPI	S	Opponent	Score	RPI	S	Opponent	Score	RPI	S	Opponent	Score
15	A	Indiana	52 75									131	A	Colorado St.	59 61
22	A	Florida St.	53 74									325	H	FIU	62 53
												337	H	Florida A&M	64 53
												345	H	Charleston So.	82 76

LAST 12 Division I GAMES:															
325	H	FIU	62 53	345	H	Charleston So.	82 76	15	A	Indiana	52 75				
131	A	Colorado St.	59 61					337	H	Florida A&M	64 53				
								22	A	Florida St.	53 74				

Non-Div I Games: Trinity Baptist 99 40

North Florida

Average RPI	Win:	292	WON-LOST	WINNING	LAST 10	STRENGTH OF	OPP. STRENGTH	TEAM	ADJ.	CONF.	ADJ CONF.
Average RPI	Loss:	93	RECORD	PCT. RANK	GAMES	SCHEDULE	OF SCHEDULE	RPI	RPI	RPI	RPI
DIV. I ONLY		3- 5		217	0- 1	289	58	282	282	18	18
DIV. I NON-CONF.		3- 5		217	0- 1	289	58	282	282	18	18

TOTALS	RPI 1-25		RPI 26-50		W-L RECORDS	RPI 51-100		RPI 101-150		RPI 150+	
3- 5	0- 0		0- 1		OVERALL	0- 3		0- 0		3- 1	
2- 2	0- 0		0- 0		HOME	0- 2		0- 0		2- 0	
0- 2	0- 0		0- 0		AWAY	0- 1		0- 0		0- 1	
1- 1	0- 0		0- 1		NEUTRAL	0- 0		0- 0		1- 0	
3- 5	0- 0		0- 1		NON-CONFERENCE	0- 3		0- 0		3- 1	
2- 2	0- 0		0- 0		HOME	0- 2		0- 0		2- 0	
0- 2	0- 0		0- 0		AWAY	0- 1		0- 0		0- 1	
1- 1	0- 0		0- 1		NEUTRAL	0- 0		0- 0		1- 0	
0- 0	0- 0		0- 0		CONFERENCE	0- 0		0- 0		0- 0	
0- 0	0- 0		0- 0		HOME	0- 0		0- 0		0- 0	
0- 0	0- 0		0- 0		AWAY	0- 0		0- 0		0- 0	
0- 0	0- 0		0- 0		NEUTRAL	0- 0		0- 0		0- 0	

RPI 1-25				RPI 26-50				RPI 51-100				RPI 101+				Team's RPI: 282
RPI	S	Opponent	Score	RPI	S	Opponent	Score	RPI	S	Opponent	Score	RPI	S	Opponent	Score	
				48	N	Wyoming	49 53	51	H	Texas	54 64	186	A	SMU	66 73	
								89	H	Utah St.	41 57	246	H	Missouri St.	83 76	
								93	A	Kansas St.	42 60	298	H	Houston Baptist	100 75	
												331	N	North Dakota St.	92 78	

LAST 12 Division I GAMES:																
				246	H	Missouri St.	83 76	89	H	Utah St.	41 57					
				186	A	SMU	66 73	298	H	Houston Baptist	100 75					
				331	N	North Dakota St.	92 78									
				48	N	Wyoming	49 53									
				93	A	Kansas St.	42 60									
				51	H	Texas	54 64									

Non-Div I Games: Mid-Amer. Christian 82 35

North Texas

Average RPI	Win:	184	WON-LOST	WINNING	LAST 10	STRENGTH OF	OPP. STRENGTH	TEAM	ADJ.	CONF.	ADJ CONF.
Average RPI	Loss:	0	RECORD	PCT. RANK	GAMES	SCHEDULE	OF SCHEDULE	RPI	RPI	RPI	RPI
DIV. I ONLY		8- 0		1	1- 0	241	37	29	29	13	13
DIV. I NON-CONF.		8- 0		1	1- 0	241	37	29	29	13	13

TOTALS	RPI 1-25		RPI 26-50		W-L RECORDS	RPI 51-100		RPI 101-150		RPI 150+	
8- 0	0- 0		0- 0		OVERALL	1- 0		0- 0		7- 0	
5- 0	0- 0		0- 0		HOME	0- 0		0- 0		5- 0	
3- 0	0- 0		0- 0		AWAY	1- 0		0- 0		2- 0	
0- 0	0- 0		0- 0		NEUTRAL	0- 0		0- 0		0- 0	
8- 0	0- 0		0- 0		NON-CONFERENCE	1- 0		0- 0		7- 0	
5- 0	0- 0		0- 0		HOME	0- 0		0- 0		5- 0	
3- 0	0- 0		0- 0		AWAY	1- 0		0- 0		2- 0	
0- 0	0- 0		0- 0		NEUTRAL	0- 0		0- 0		0- 0	
0- 0	0- 0		0- 0		CONFERENCE	0- 0		0- 0		0- 0	
0- 0	0- 0		0- 0		HOME	0- 0		0- 0		0- 0	
0- 0	0- 0		0- 0		AWAY	0- 0		0- 0		0- 0	
0- 0	0- 0		0- 0		NEUTRAL	0- 0		0- 0		0- 0	

RPI 1-25				RPI 26-50				Team's RPI: 29				RPI 51-100				RPI 101+			
RPI	S	Opponent	Score	RPI	S	Opponent	Score	RPI	S	Opponent	Score	RPI	S	Opponent	Score	RPI	S	Opponent	Score
												86	A	Dayton	84 79	161	H	Fordham	58 54
																163	H	Air Force	54 41
																171	H	Boston U.	81 51
																180	H	Massachusetts	53 52
																199	A	Florida	79 66
																252	A	Fairfield	59 50
																263	H	New Hampshire	69 54
LAST 12 Division I GAMES:																			
				161	H	Fordham	58 54					252	A	Fairfield	59 50				
				171	H	Boston U.	81 51					180	H	Massachusetts	53 52				
												199	A	Florida	79 66				
												163	H	Air Force	54 41				
												263	H	New Hampshire	69 54				
												86	A	Dayton	84 79				

Non-Div I Games:

Northeastern

Average RPI	Win:	181	WON-LOST	WINNING	LAST 10	STRENGTH OF	OPP. STRENGTH	TEAM	ADJ.	CONF.	ADJ CONF.
Average RPI	Loss:	103	RECORD	PCT. RANK	GAMES	SCHEDULE	OF SCHEDULE	RPI	RPI	RPI	RPI
DIV. I ONLY		4- 4		161	0- 1	145	78	137	137	11	11
DIV. I NON-CONF.		4- 4		161	0- 1	145	78	137	137	11	11

TOTALS	RPI 1-25		RPI 26-50		W-L RECORDS	RPI 51-100		RPI 101-150		RPI 150+	
4- 4	0- 0		0- 1		OVERALL	1- 1		1- 1		2- 1	
2- 1	0- 0		0- 1		HOME	0- 0		1- 0		1- 0	
2- 2	0- 0		0- 0		AWAY	1- 1		0- 1		1- 0	
0- 1	0- 0		0- 0		NEUTRAL	0- 0		0- 0		0- 1	
4- 4	0- 0		0- 1		NON-CONFERENCE	1- 1		1- 1		2- 1	
2- 1	0- 0		0- 1		HOME	0- 0		1- 0		1- 0	
2- 2	0- 0		0- 0		AWAY	1- 1		0- 1		1- 0	
0- 1	0- 0		0- 0		NEUTRAL	0- 0		0- 0		0- 1	
0- 0	0- 0		0- 0		CONFERENCE	0- 0		0- 0		0- 0	
0- 0	0- 0		0- 0		HOME	0- 0		0- 0		0- 0	
0- 0	0- 0		0- 0		AWAY	0- 0		0- 0		0- 0	
0- 0	0- 0		0- 0		NEUTRAL	0- 0		0- 0		0- 0	

RPI	S	Opponent	Score	RPI	S	Opponent	Score	RPI	S	Opponent	Score	RPI	S	Opponent	Score	Team's RPI: 137
38	H	New Mexico	55 84	58	A	Washington	59 81	66	A	Loyola Marymount	63 62	118	H	Fresno St.	86 73	
												131	A	Colorado St.	54 65	
												186	N	SMU	48 55	
												251	A	Seattle U	65 58	
												289	H	California Baptist	91 88	

LAST 12 Division I GAMES:																
186	N	SMU	48 55	289	H	California Baptist	91 88									
38	H	New Mexico	55 84	58	A	Washington	59 81									
131	A	Colorado St.	54 65	251	A	Seattle U	65 58									
66	A	Loyola Marymount	63 62	118	H	Fresno St.	86 73									

Non-Div I Games:

Northern Ariz.

Average RPI	Win:	159	WON-LOST	WINNING	LAST 10	STRENGTH OF	OPP. STRENGTH	TEAM	ADJ.	CONF.	ADJ CONF.
Average RPI	Loss:	85	RECORD	PCT. RANK	GAMES	SCHEDULE	OF SCHEDULE	RPI	RPI	RPI	RPI
DIV. I ONLY		4- 3		140	1- 0	55	90	37	37	11	11
DIV. I NON-CONF.		4- 3		140	1- 0	55	90	37	37	11	11

TOTALS	RPI 1-25		RPI 26-50		W-L RECORDS	RPI 51-100		RPI 101-150		RPI 150+	
4- 3	0- 1		0- 0		OVERALL	1- 1		1- 0		2- 1	
2- 0	0- 0		0- 0		HOME	1- 0		0- 0		1- 0	
2- 3	0- 1		0- 0		AWAY	0- 1		1- 0		1- 1	
0- 0	0- 0		0- 0		NEUTRAL	0- 0		0- 0		0- 0	
4- 3	0- 1		0- 0		NON-CONFERENCE	1- 1		1- 0		2- 1	
2- 0	0- 0		0- 0		HOME	1- 0		0- 0		1- 0	
2- 3	0- 1		0- 0		AWAY	0- 1		1- 0		1- 1	
0- 0	0- 0		0- 0		NEUTRAL	0- 0		0- 0		0- 0	
0- 0	0- 0		0- 0		CONFERENCE	0- 0		0- 0		0- 0	
0- 0	0- 0		0- 0		HOME	0- 0		0- 0		0- 0	
0- 0	0- 0		0- 0		AWAY	0- 0		0- 0		0- 0	
0- 0	0- 0		0- 0		NEUTRAL	0- 0		0- 0		0- 0	

RPI 1-25				RPI 26-50				Team's RPI: 37				RPI 51-100				RPI 101+			
RPI	S	Opponent	Score	RPI	S	Opponent	Score					RPI	S	Opponent	Score	RPI	S	Opponent	Score
23	A	Col orado	69 77									70	A	LSU	57 62	131	A	Colorado St.	53 47
												74	H	Denver	74 66	163	A	Ai r Force	57 69
																186	H	SMU	58 57
																245	A	San Franci sco	68 63
LAST 12 Division I GAMES:																			
245	A	San Franci sco	68 63	186	H	SMU	58 57					163	A	Ai r Force	57 69				
131	A	Colorado St.	53 47																
74	H	Denver	74 66																
70	A	LSU	57 62																
23	A	Col orado	69 77																

Non-Div I Games:

Northern Colo.

Average RPI	Win:	205	WON-LOST	WINNING	LAST 10	STRENGTH OF	OPP. STRENGTH	TEAM	ADJ.	CONF.	ADJ CONF.
Average RPI	Loss:	59	RECORD	PCT. RANK	GAMES	SCHEDULE	OF SCHEDULE	RPI	RPI	RPI	RPI
DIV. I ONLY		5- 4		147	1- 0	177	42	124	124	10	10
DIV. I NON-CONF.		5- 4		147	1- 0	177	42	124	124	10	10

TOTALS	RPI 1-25		RPI 26-50		W-L RECORDS	RPI 51-100		RPI 101-150		RPI 150+	
5- 4	0- 2		0- 0		OVERALL	0- 1		2- 0		3- 1	
3- 0	0- 0		0- 0		HOME	0- 0		2- 0		1- 0	
0- 4	0- 2		0- 0		AWAY	0- 1		0- 0		0- 1	
2- 0	0- 0		0- 0		NEUTRAL	0- 0		0- 0		2- 0	
5- 4	0- 2		0- 0		NON-CONFERENCE	0- 1		2- 0		3- 1	
3- 0	0- 0		0- 0		HOME	0- 0		2- 0		1- 0	
0- 4	0- 2		0- 0		AWAY	0- 1		0- 0		0- 1	
2- 0	0- 0		0- 0		NEUTRAL	0- 0		0- 0		2- 0	
0- 0	0- 0		0- 0		CONFERENCE	0- 0		0- 0		0- 0	
0- 0	0- 0		0- 0		HOME	0- 0		0- 0		0- 0	
0- 0	0- 0		0- 0		AWAY	0- 0		0- 0		0- 0	
0- 0	0- 0		0- 0		NEUTRAL	0- 0		0- 0		0- 0	

RPI 1-25				RPI 26-50				RPI 51-100				RPI 101+ Team's RPI: 124			
RPI	S	Opponent	Score	RPI	S	Opponent	Score	RPI	S	Opponent	Score	RPI	S	Opponent	Score
8	A	Iowa St.	60 70					55	A	Montana	70 86	101	H	UNI	70 59
15	A	Indiana	73 91									129	H	Yale	89 80
												157	A	Southern Ill.	73 82
												216	N	Nevada	98 69
												249	N	Western Ill.	86 61
												331	H	North Dakota St.	81 63

LAST 12 Division I GAMES:															
216	N	Nevada	98 69	101	H	UNI	70 59	8	A	Iowa St.	60 70	249	N	Western Ill.	86 61
15	A	Indiana	73 91	55	A	Montana	70 86	157	A	Southern Ill.	73 82	331	H	North Dakota St.	81 63
129	H	Yale	89 80												

Non-Div I Games:

Northern Ill.

Average RPI Win: 0
Average RPI Loss: 209

WON-LOST
RECORD

WINNING
PCT. RANK

LAST 10
GAMES

STRENGTH OF
SCHEDULE

OPP. STRENGTH
OF SCHEDULE

TEAM
RPI

ADJ.
RPI

CONF.
RPI

ADJ CONF.
RPI

DIV. I ONLY	0- 5	328	0- 1	200	345	339	339	15	15
DIV. I NON-CONF.	0- 5	328	0- 1	200	345	339	339	15	15
<hr/>									
TOTALS	RPI 1-25	RPI 26-50	W-L RECORDS	RPI 51-100	RPI 101-150	RPI 150+			
0- 5	0- 0	0- 1	OVERALL	0- 0	0- 0	0- 4			
0- 2	0- 0	0- 1	HOME	0- 0	0- 0	0- 1			
0- 2	0- 0	0- 0	AWAY	0- 0	0- 0	0- 2			
0- 1	0- 0	0- 0	NEUTRAL	0- 0	0- 0	0- 1			
0- 5	0- 0	0- 1	NON-CONFERENCE	0- 0	0- 0	0- 4			
0- 2	0- 0	0- 1	HOME	0- 0	0- 0	0- 1			
0- 2	0- 0	0- 0	AWAY	0- 0	0- 0	0- 2			
0- 1	0- 0	0- 0	NEUTRAL	0- 0	0- 0	0- 1			
0- 0	0- 0	0- 0	CONFERENCE	0- 0	0- 0	0- 0			
0- 0	0- 0	0- 0	HOME	0- 0	0- 0	0- 0			
0- 0	0- 0	0- 0	AWAY	0- 0	0- 0	0- 0			
0- 0	0- 0	0- 0	NEUTRAL	0- 0	0- 0	0- 0			

RPI 1-25				RPI 26-50				RPI 51-100				RPI 101+ Team's RPI: 339			
RPI	S	Opponent	Score	RPI	S	Opponent	Score	RPI	S	Opponent	Score	RPI	S	Opponent	Score
				49	H	Belmont	53 71					172	A	Kent St.	61 62
												223	N	Akron	60 77
												256	H	Illinois St.	53 58
												343	A	Austin Peay	48 52
<hr/>															
LAST 12 Division I GAMES:															
				256	H	Illinois St.	53 58	172	A	Kent St.	61 62				
				343	A	Austin Peay	48 52								
				49	H	Belmont	53 71								
				223	N	Akron	60 77								

Non-Div I Games: Alderson Broaddus 73 32

Northern Ky.

Average RPI	Win:	111	WON-LOST	WINNING	LAST 10	STRENGTH OF	OPP. STRENGTH	TEAM	ADJ.	CONF.	ADJ CONF.
Average RPI	Loss:	56	RECORD	PCT. RANK	GAMES	SCHEDULE	OF SCHEDULE	RPI	RPI	RPI	RPI
DIV. I ONLY		5- 3		112	0- 1	77	9	62	62	3	3
DIV. I NON-CONF.		5- 3		112	0- 1	77	9	62	62	3	3

TOTALS	RPI 1-25		RPI 26-50		W-L RECORDS	RPI 51-100		RPI 101-150		RPI 150+	
5- 3	0- 1		2- 1		OVERALL	1- 0		0- 1		2- 0	
3- 2	0- 1		1- 0		HOME	1- 0		0- 1		1- 0	
2- 1	0- 0		1- 1		AWAY	0- 0		0- 0		1- 0	
0- 0	0- 0		0- 0		NEUTRAL	0- 0		0- 0		0- 0	
5- 3	0- 1		2- 1		NON-CONFERENCE	1- 0		0- 1		2- 0	
3- 2	0- 1		1- 0		HOME	1- 0		0- 1		1- 0	
2- 1	0- 0		1- 1		AWAY	0- 0		0- 0		1- 0	
0- 0	0- 0		0- 0		NEUTRAL	0- 0		0- 0		0- 0	
0- 0	0- 0		0- 0		CONFERENCE	0- 0		0- 0		0- 0	
0- 0	0- 0		0- 0		HOME	0- 0		0- 0		0- 0	
0- 0	0- 0		0- 0		AWAY	0- 0		0- 0		0- 0	
0- 0	0- 0		0- 0		NEUTRAL	0- 0		0- 0		0- 0	

RPI 1-25				RPI 26-50				RPI 51-100				RPI 101+			
RPI	S	Opponent	Score	RPI	S	Opponent	Score	RPI	S	Opponent	Score	RPI	S	Opponent	Score
7	H	Marquette	57 76	27	A	Green Bay	57 55	63	H	UT Martin	90 64	128	H	Pittsburgh	49 52
				34	A	DePaul	60 76					199	A	Florida	83 74
				43	H	Duke	84 58					221	H	UIC	87 44

Team's RPI: 62															
LAST 12 Division I GAMES:															
221	H	UIC	87 44	7	H	Marquette	57 76	34	A	DePaul	60 76	128	H	Pittsburgh	49 52
43	H	Duke	84 58	27	A	Green Bay	57 55	63	H	UT Martin	90 64	199	A	Florida	83 74

Non-Div I Games:

Northwestern

Average RPI Win:	349	WON-LOST	WINNING	LAST 10	STRENGTH OF	OPP. STRENGTH	TEAM	ADJ.	CONF.	ADJ CONF.
Average RPI Loss:	180	RECORD	PCT. RANK	GAMES	SCHEDULE	OF SCHEDULE	RPI	RPI	RPI	RPI
DIV. I ONLY	1- 4	285	0- 0	277	307	330	330	22	22	
DIV. I NON-CONF.	1- 4	285	0- 0	277	307	330	330	22	22	

TOTALS	RPI 1-25	RPI 26-50	W-L RECORDS	RPI 51-100	RPI 101-150	RPI 150+				
1- 4	0- 0	0- 0	OVERALL	0- 1	0- 0	1- 3				
1- 1	0- 0	0- 0	HOME	0- 0	0- 0	1- 1				
0- 3	0- 0	0- 0	AWAY	0- 1	0- 0	0- 2				
0- 0	0- 0	0- 0	NEUTRAL	0- 0	0- 0	0- 0				
1- 4	0- 0	0- 0	NON-CONFERENCE	0- 1	0- 0	1- 3				
1- 1	0- 0	0- 0	HOME	0- 0	0- 0	1- 1				
0- 3	0- 0	0- 0	AWAY	0- 1	0- 0	0- 2				
0- 0	0- 0	0- 0	NEUTRAL	0- 0	0- 0	0- 0				
0- 0	0- 0	0- 0	CONFERENCE	0- 0	0- 0	0- 0				
0- 0	0- 0	0- 0	HOME	0- 0	0- 0	0- 0				
0- 0	0- 0	0- 0	AWAY	0- 0	0- 0	0- 0				
0- 0	0- 0	0- 0	NEUTRAL	0- 0	0- 0	0- 0				

RPI 1-25				RPI 26-50				RPI 51-100				RPI 101+ Team's RPI : 330							
RPI	S	Opponent	Score	RPI	S	Opponent	Score	RPI	S	Opponent	Score	RPI	S	Opponent	Score				
								53	A	Arkansas	53	98	181	A	Okla.homa	56	93		
													217	H	La. -Monroe	55	63		
													267	A	Southern Mi ss.	54	69		
													349	H	Al corn	78	65		

LAST 12 Division I GAMES:																			
217	H	La. -Monroe	55	63	181	A	Okla.homa	56	93										
267	A	Southern Mi ss.	54	69	53	A	Arkansas	53	98										
349	H	Al corn	78	65															

Non-Div I Games: Loyola (LA) 71 66 LeTourneau 100 40 Centenary (LA) 94 51

Northwestern St.

Average RPI Win:	62	WON-LOST	WINNING	LAST 10	STRENGTH OF	OPP. STRENGTH	TEAM	ADJ.	CONF.	ADJ CONF.
Average RPI Loss:	2	RECORD	PCT. RANK	GAMES	SCHEDULE	OF SCHEDULE	RPI	RPI	RPI	RPI

DIV. I ONLY	8- 1	23	1- 0	2	69	1	1	1	1
DIV. I NON-CONF.	8- 1	23	1- 0	2	69	1	1	1	1

TOTALS	RPI 1-25	RPI 26-50	W-L RECORDS	RPI 51-100	RPI 101-150	RPI 150+			
8- 1	3- 1	1- 0	OVERALL	2- 0	1- 0	1- 0			
3- 1	1- 1	0- 0	HOME	0- 0	1- 0	1- 0			
2- 0	0- 0	1- 0	AWAY	1- 0	0- 0	0- 0			
3- 0	2- 0	0- 0	NEUTRAL	1- 0	0- 0	0- 0			
8- 1	3- 1	1- 0	NON-CONFERENCE	2- 0	1- 0	1- 0			
3- 1	1- 1	0- 0	HOME	0- 0	1- 0	1- 0			
2- 0	0- 0	1- 0	AWAY	1- 0	0- 0	0- 0			
3- 0	2- 0	0- 0	NEUTRAL	1- 0	0- 0	0- 0			
0- 0	0- 0	0- 0	CONFERENCE	0- 0	0- 0	0- 0			
0- 0	0- 0	0- 0	HOME	0- 0	0- 0	0- 0			
0- 0	0- 0	0- 0	AWAY	0- 0	0- 0	0- 0			
0- 0	0- 0	0- 0	NEUTRAL	0- 0	0- 0	0- 0			

RPI 1-25	Team's RPI: 1	RPI 26-50	RPI 51-100	RPI 101+
RPI S Opponent Score	RPI S Opponent Score	RPI S Opponent Score	RPI S Opponent Score	RPI S Opponent Score
2 H UConn 71 89	34 A DePaul 101 77	59 N Oregon St. 91 81	126 H Penn 75 55	
9 N Drake 82 64		78 A Tol edo 72 56	153 H Harvard 103 58	
16 N Gonzaga 81 65				
20 H Iowa 105 71				
LAST 12 Division I GAMES:				
20 H Iowa 105 71	59 N Oregon St. 91 81			
16 N Gonzaga 81 65	9 N Drake 82 64			
34 A DePaul 101 77	78 A Tol edo 72 56			
126 H Penn 75 55	2 H UConn 71 89			
153 H Harvard 103 58				

Non-Div I Games:

Notre Dame

Average RPI Win:	329	WON-LOST	WINNING	LAST 10	STRENGTH OF	OPP. STRENGTH	TEAM	ADJ.	CONF.	ADJ CONF.
Average RPI Loss:	114	RECORD	PCT. RANK	GAMES	SCHEDULE	OF SCHEDULE	RPI	RPI	RPI	RPI
DIV. I ONLY	1- 8	318	0- 1	17	313	225	225	15	15	
DIV. I NON-CONF.	1- 8	318	0- 1	17	313	225	225	15	15	

TOTALS	RPI 1-25	RPI 26-50	W-L RECORDS	RPI 51-100	RPI 101-150	RPI 150+				
1- 8	0- 1	0- 2	OVERALL	0- 1	0- 1	1- 3				
1- 3	0- 1	0- 2	HOME	0- 0	0- 0	1- 0				
0- 4	0- 0	0- 0	AWAY	0- 1	0- 1	0- 2				
0- 1	0- 0	0- 0	NEUTRAL	0- 0	0- 0	0- 1				
1- 8	0- 1	0- 2	NON-CONFERENCE	0- 1	0- 1	1- 3				
1- 3	0- 1	0- 2	HOME	0- 0	0- 0	1- 0				
0- 4	0- 0	0- 0	AWAY	0- 1	0- 1	0- 2				
0- 1	0- 0	0- 0	NEUTRAL	0- 0	0- 0	0- 1				
0- 0	0- 0	0- 0	CONFERENCE	0- 0	0- 0	0- 0				
0- 0	0- 0	0- 0	HOME	0- 0	0- 0	0- 0				
0- 0	0- 0	0- 0	AWAY	0- 0	0- 0	0- 0				
0- 0	0- 0	0- 0	NEUTRAL	0- 0	0- 0	0- 0				

RPI 1-25				RPI 26-50				RPI 51-100				RPI 101+				Team's RPI: 225
RPI	S	Opponent	Score	RPI	S	Opponent	Score	RPI	S	Opponent	Score	RPI	S	Opponent	Score	
15	H	Indiana	32 59	30	H	Michigan St.	58 102	54	A	Central Mich.	61 104	119	A	Bradley	64 73	
				42	H	Michigan	59 85					172	A	Kent St.	65 75	
												223	N	Akron	65 85	
												256	A	Illinois St.	56 62	
												329	H	Cani si us	71 60	
LAST 12 Division I GAMES:																
42	H	Michigan	59 85	30	H	Michigan St.	58 102	119	A	Bradley	64 73	256	A	Illinois St.	56 62	
15	H	Indiana	32 59					329	H	Cani si us	71 60	172	A	Kent St.	65 75	
54	A	Central Mich.	61 104					223	N	Akron	65 85					

Non-Div I Games: Grace Bible (MI) 94 48

Oakland

Average RPI	Win:	200	WON-LOST	WINNING	LAST 10	STRENGTH OF	OPP. STRENGTH	TEAM	ADJ.	CONF.	ADJ CONF.
Average RPI	Loss:	0	RECORD	PCT. RANK	GAMES	SCHEDULE	OF SCHEDULE	RPI	RPI	RPI	RPI
DIV. I ONLY		8- 0	1	1- 0	331	16	79	79	10	10	
DIV. I NON-CONF.		8- 0	1	1- 0	331	16	79	79	10	10	

TOTALS	RPI 1-25		RPI 26-50		W-L RECORDS	RPI 51-100	RPI 101-150		RPI 150+		
8- 0	0- 0		1- 0		OVERALL	1- 0	0- 0		6- 0		
6- 0	0- 0		0- 0		HOME	1- 0	0- 0		5- 0		
0- 0	0- 0		0- 0		AWAY	0- 0	0- 0		0- 0		
2- 0	0- 0		1- 0		NEUTRAL	0- 0	0- 0		1- 0		
8- 0	0- 0		1- 0		NON-CONFERENCE	1- 0	0- 0		6- 0		
6- 0	0- 0		0- 0		HOME	1- 0	0- 0		5- 0		
0- 0	0- 0		0- 0		AWAY	0- 0	0- 0		0- 0		
2- 0	0- 0		1- 0		NEUTRAL	0- 0	0- 0		1- 0		
0- 0	0- 0		0- 0		CONFERENCE	0- 0	0- 0		0- 0		
0- 0	0- 0		0- 0		HOME	0- 0	0- 0		0- 0		
0- 0	0- 0		0- 0		AWAY	0- 0	0- 0		0- 0		
0- 0	0- 0		0- 0		NEUTRAL	0- 0	0- 0		0- 0		

RPI	S	Opponent	Score	RPI	S	Opponent	Score	RPI	S	Opponent	Score	RPI	S	Opponent	Score
				35	N	Lamar University	87 62	60	H	Purdue	80 73	189	H	UNCW	95 72
												234	H	Coppin St.	87 62
												240	N	St. Bonaventure	70 53
												262	H	Eastern Ky.	100 60
												278	H	Cleveland St.	72 54
												304	H	Binghamton	86 49
LAST 12 Division I GAMES:															
				234	H	Coppin St.	87 62	240	N	St. Bonaventure	70 53				
				60	H	Purdue	80 73	262	H	Eastern Ky.	100 60				
				278	H	Cleveland St.	72 54	304	H	Binghamton	86 49				
				35	N	Lamar University	87 62	189	H	UNCW	95 72				

Non-Div I Games:

Ohio

Average RPI Win: 167

Average RPI Loss: 52

WON-LOST
RECORDWINNING
PCT. RANKLAST 10
GAMESSTRENGTH OF
SCHEDULEOPP. STRENGTH
OF SCHEDULETEAM
RPIADJ.
RPICONF.
RPIADJ CONF.
RPIDIV. I ONLY
DIV. I NON-CONF.3- 3
3- 3161
1610- 1
0- 134
3435
3592
9292
923
33
3

TOTALS

RPI 1-25

RPI 26-50

W-L RECORDS

RPI 51-100

RPI 101-150

RPI 150+

3- 3 0- 1

1- 0

OVERALL

0- 2

0- 0

2- 0

3- 1 0- 0

1- 0

HOME

0- 1

0- 0

2- 0

0- 2 0- 1

0- 0

AWAY

0- 1

0- 0

0- 0

0- 0 0- 0

0- 0

NEUTRAL

0- 0

0- 0

0- 0

3- 3 0- 1

1- 0

NON-CONFERENCE

0- 2

0- 0

2- 0

3- 1 0- 0

1- 0

HOME

0- 1

0- 0

2- 0

0- 2 0- 1

0- 0

AWAY

0- 1

0- 0

0- 0

0- 0 0- 0

0- 0

NEUTRAL

0- 0

0- 0

0- 0

0- 0 0- 0

0- 0

CONFERENCE

0- 0

0- 0

0- 0

0- 0 0- 0

0- 0

HOME

0- 0

0- 0

0- 0

0- 0 0- 0

0- 0

AWAY

0- 0

0- 0

0- 0

0- 0 0- 0

0- 0

NEUTRAL

0- 0

0- 0

0- 0

RPI 1-25

RPI 26-50

RPI 51-100

Team's RPI: 92

RPI 101+

RPI	S	Opponent	Score
2	A	UConn	53 85

RPI	S	Opponent	Score
32	H	North Carolina	76 69

RPI	S	Opponent	Score
58	A	Washington	59 69
97	H	South Fla.	47 71

RPI	S	Opponent	Score
190	H	Cincinnati	69 56
279	H	Detroit Mercy	55 41

LAST 12 Division I GAMES:

32	H	North Carolina	76	69	58	A	Washington	59	69
2	A	UConn	53	85	190	H	Cincinnati	69	56
279	H	Detroit Mercy	55	41					
97	H	South Fla.	47	71					

Ohio St.

Ohio St.

Non-Div I Games:

Ohio St.

Average RPI	Win:	270	WON-LOST	WINNING	LAST 10	STRENGTH OF	OPP. STRENGTH	TEAM	ADJ.	CONF.	ADJ CONF.
Average RPI	Loss:	72	RECORD	PCT. RANK	GAMES	SCHEDULE	OF SCHEDULE	RPI	RPI	RPI	RPI
DIV. I ONLY		3- 6		238	0- 1	40		209	181	181	6 6
DIV. I NON-CONF.		3- 6		238	0- 1	40		209	181	181	6 6

TOTALS	RPI 1-25		RPI 26-50		W-L RECORDS	RPI 51-100		RPI 101-150		RPI 150+	
3- 6	0- 0		0- 4		OVERALL	0- 1		0- 0		3- 1	
3- 1	0- 0		0- 1		HOME	0- 0		0- 0		3- 0	
0- 3	0- 0		0- 2		AWAY	0- 1		0- 0		0- 0	
0- 2	0- 0		0- 1		NEUTRAL	0- 0		0- 0		0- 1	
3- 6	0- 0		0- 4		NON-CONFERENCE	0- 1		0- 0		3- 1	
3- 1	0- 0		0- 1		HOME	0- 0		0- 0		3- 0	
0- 3	0- 0		0- 2		AWAY	0- 1		0- 0		0- 0	
0- 2	0- 0		0- 1		NEUTRAL	0- 0		0- 0		0- 1	
0- 0	0- 0		0- 0		CONFERENCE	0- 0		0- 0		0- 0	
0- 0	0- 0		0- 0		HOME	0- 0		0- 0		0- 0	
0- 0	0- 0		0- 0		AWAY	0- 0		0- 0		0- 0	
0- 0	0- 0		0- 0		NEUTRAL	0- 0		0- 0		0- 0	

RPI	S	Opponent	Score	RPI	S	Opponent	Score	RPI	S	Opponent	Score	RPI	S	Opponent	Score	Team's RPI: 181
34	H	DePaul	76 87	38	A	New Mexico	80 84	45	A	Auburn	79 95	47	N	Clemson	62 74	
97	A	South Fla.	70 87	162	H	Western Ky.	90 83	169	N	UAB	84 89	318	H	Central Ark.	65 52	
												330	H	Northwestern St.	93 56	
LAST 12 Division I GAMES:																
47	N	Clemson	62 74	318	H	Central Ark.	65 52	45	A	Auburn	79 95	38	A	New Mexico	80 84	
34	H	DePaul	76 87	169	N	UAB	84 89	97	A	South Fla.	70 87	330	H	Northwestern St.	93 56	
162	H	Western Ky.	90 83													

Non-Div I Games:

Okla homa

Average RPI	Win: 219	WON-LOST RECORD	WINNING PCT. RANK	LAST 10 GAMES	STRENGTH OF SCHEDULE	OPP. STRENGTH OF SCHEDULE	TEAM RPI	ADJ. RPI	CONF. RPI	ADJ CONF. RPI
Average RPI	Loss: 12									
DIV. I ONLY	7- 1	29	1- 0	250	56	98	98	6	6	
DIV. I NON-CONF.	7- 1	29	1- 0	250	56	98	98	6	6	

TOTALS	RPI 1-25	RPI 26-50	W-L RECORDS	RPI 51-100	RPI 101-150	RPI 150+				
7- 1	0- 1	0- 0	OVERALL	0- 0	0- 0	7- 0				
6- 1	0- 1	0- 0	HOME	0- 0	0- 0	6- 0				
1- 0	0- 0	0- 0	AWAY	0- 0	0- 0	1- 0				
0- 0	0- 0	0- 0	NEUTRAL	0- 0	0- 0	0- 0				
7- 1	0- 1	0- 0	NON-CONFERENCE	0- 0	0- 0	7- 0				
6- 1	0- 1	0- 0	HOME	0- 0	0- 0	6- 0				
1- 0	0- 0	0- 0	AWAY	0- 0	0- 0	1- 0				
0- 0	0- 0	0- 0	NEUTRAL	0- 0	0- 0	0- 0				
0- 0	0- 0	0- 0	CONFERENCE	0- 0	0- 0	0- 0				
0- 0	0- 0	0- 0	HOME	0- 0	0- 0	0- 0				
0- 0	0- 0	0- 0	AWAY	0- 0	0- 0	0- 0				
0- 0	0- 0	0- 0	NEUTRAL	0- 0	0- 0	0- 0				

RPI 1-25				RPI 26-50				RPI 51-100				Team's RPI: 98				RPI 101+			
RPI	S	Opponent	Score	RPI	S	Opponent	Score	RPI	S	Opponent	Score	RPI	S	Opponent	Score	RPI	S	Opponent	Score
12	H	Tennessee	63 76													155	H	Arkansas St.	62 60
																176	H	UC Riverside	76 51
																205	H	Prairie View	70 50
																206	H	Texas St.	66 55
																231	A	Wichita St.	60 47
																265	H	Samford	82 62
																298	H	Houston Baptist	77 44
LAST 12 Division I GAMES:																			
298	H	Houston Baptist	77 44	205	H	Prairie View	70 50												
12	H	Tennessee	63 76	176	H	UC Riverside	76 51												
206	H	Texas St.	66 55	155	H	Arkansas St.	62 60												
231	A	Wichita St.	60 47																
265	H	Samford	82 62																

Non-Div I Games:

Oklahoma St.

Average RPI Win: 190		WON-LOST	WINNING	LAST 10	STRENGTH OF		OPP. STRENGTH	TEAM	ADJ.	CONF.	ADJ CONF.
Loss: 77		RECORD	PCT. RANK	GAMES	SCHEDULE		OF SCHEDULE	RPI	RPI	RPI	RPI
DIV. I ONLY		6- 2	68	1- 0	38		161	25	25	18	18
DIV. I NON-CONF.		6- 2	68	1- 0	38		161	25	25	18	18
TOTALS		RPI 1-25	RPI 26-50		W-L RECORDS		RPI 51-100	RPI 101-150	RPI 150+		
6- 2	0- 1	0- 0		OVERALL		1- 0	0- 1		5- 0		
2- 1	0- 0	0- 0		HOME		0- 0	0- 1		2- 0		
2- 1	0- 1	0- 0		AWAY		0- 0	0- 0		2- 0		
2- 0	0- 0	0- 0		NEUTRAL		1- 0	0- 0		1- 0		
6- 2	0- 1	0- 0		NON-CONFERENCE		1- 0	0- 1		5- 0		
2- 1	0- 0	0- 0		HOME		0- 0	0- 1		2- 0		
2- 1	0- 1	0- 0		AWAY		0- 0	0- 0		2- 0		
2- 0	0- 0	0- 0		NEUTRAL		1- 0	0- 0		1- 0		
0- 0	0- 0	0- 0		CONFERENCE		0- 0	0- 0		0- 0		
0- 0	0- 0	0- 0		HOME		0- 0	0- 0		0- 0		
0- 0	0- 0	0- 0		AWAY		0- 0	0- 0		0- 0		
0- 0	0- 0	0- 0		NEUTRAL		0- 0	0- 0		0- 0		

RPI 1-25				Team's RPI: 25			
RPI	S	Opponent	Score	RPI	S	Opponent	Score
4	A	NC State	56 85				

RPI 26-50			
RPI	S	Opponent	Score

RPI 51-100			
RPI	S	Opponent	Score
76	N	Tennessee Tech	80 73

RPI 101+			
RPI	S	Opponent	Score
150	H	Virginia	67 73
179	H	William & Mary	83 69
190	A	Cincinnati	76 72
197	A	Campbell	83 59
238	N	Jacksonville	78 76
259	H	Norfolk St.	69 53

LAST 12 Division I GAMES:									
238	N	Jacksonville	78	76	179	H	William & Mary	83	69
150	H	Virginia	67	73	4	A	NC State	56	85
190	A	Cincinnati	76	72	76	N	Tennessee Tech	80	73
259	H	Norfolk St.	69	53					
197	A	Campbell	83	59					

Non-Div I Games:

Ol d Domi ni on

Average RPI Win: 293		WON-LOST	WINNING	LAST 10	STRENGTH OF		OPP. STRENGTH	TEAM	ADJ.	CONF.	ADJ CONF.
Average RPI Loss: 72		RECORD	PCT. RANK	GAMES	SCHEDULE		OF SCHEDULE	RPI	RPI	RPI	RPI
DIV. I ONLY		5- 6	192	1- 0	136		227	232	232	5	5
DIV. I NON-CONF.		5- 6	192	1- 0	136		227	232	232	5	5

TOTALS		RPI 1-25	RPI 26-50		W-L RECORDS		RPI 51-100	RPI 101-150	RPI 150+		
5- 6	0- 1	0- 2		OVERALL		0- 2	0- 0		5- 1		
5- 3	0- 0	0- 2		HOME		0- 0	0- 0		5- 1		
0- 0	0- 0	0- 0		AWAY		0- 0	0- 0		0- 0		
0- 3	0- 1	0- 0		NEUTRAL		0- 2	0- 0		0- 0		
5- 6	0- 1	0- 2		NON-CONFERENCE		0- 2	0- 0		5- 1		
5- 3	0- 0	0- 2		HOME		0- 0	0- 0		5- 1		
0- 0	0- 0	0- 0		AWAY		0- 0	0- 0		0- 0		
0- 3	0- 1	0- 0		NEUTRAL		0- 2	0- 0		0- 0		
0- 0	0- 0	0- 0		CONFERENCE		0- 0	0- 0		0- 0		
0- 0	0- 0	0- 0		HOME		0- 0	0- 0		0- 0		
0- 0	0- 0	0- 0		AWAY		0- 0	0- 0		0- 0		
0- 0	0- 0	0- 0		NEUTRAL		0- 0	0- 0		0- 0		

RPI 1-25				RPI 26-50				RPI 51-100				RPI 101+ Team's RPI: 232			
RPI	S	Opponent	Score	RPI	S	Opponent	Score	RPI	S	Opponent	Score	RPI	S	Opponent	Score
2	N	UConn	50 90	33	H	IUPUI	58 66	60	N	Purdue	59 70	218	H	Temple	62 55
				50	H	TCU	50 55	64	N	St. John's (NY)	59 64	224	H	Jacksonville St.	49 60
												259	H	Norfolk St.	60 42
												305	H	Western Mich.	69 66
												335	H	Louisiana	79 57
												346	H	Savannah St.	74 51

LAST 12 Division I GAMES:															
				335	H	Louisiana	79 57	346	H	Savannah St.	74 51				
				305	H	Western Mich.	69 66	224	H	Jacksonville St.	49 60				
				218	H	Temple	62 55	50	H	TCU	50 55				
				33	H	IUPUI	58 66	64	N	St. John's (NY)	59 64				
				259	H	Norfolk St.	60 42	60	N	Purdue	59 70				
								2	N	UConn	50 90				

Non-Div I Games:

Ole Miss

Average RPI Win: 220 WON-LOST RECORD WINNING PCT. RANK LAST 10 GAMES STRENGTH OF SCHEDULE OPP. STRENGTH OF SCHEDULE TEAM RPI ADJ. RPI CONF. RPI ADJ CONF. RPI

DIV. I ONLY	3- 5	217	0- 1	98	170	188	188	12	12
DIV. I NON-CONF.	3- 5	217	0- 1	98	170	188	188	12	12
TOTALS	RPI 1-25	RPI 26-50	W-L RECORDS	RPI 51-100	RPI 101-150	RPI 150+			
3- 5	0- 1	0- 0	OVERALL	0- 1	0- 2	3- 1			
2- 2	0- 0	0- 0	HOME	0- 0	0- 1	2- 1			
1- 3	0- 1	0- 0	AWAY	0- 1	0- 1	1- 0			
0- 0	0- 0	0- 0	NEUTRAL	0- 0	0- 0	0- 0			
3- 5	0- 1	0- 0	NON-CONFERENCE	0- 1	0- 2	3- 1			
2- 2	0- 0	0- 0	HOME	0- 0	0- 1	2- 1			
1- 3	0- 1	0- 0	AWAY	0- 1	0- 1	1- 0			
0- 0	0- 0	0- 0	NEUTRAL	0- 0	0- 0	0- 0			
0- 0	0- 0	0- 0	CONFERENCE	0- 0	0- 0	0- 0			
0- 0	0- 0	0- 0	HOME	0- 0	0- 0	0- 0			
0- 0	0- 0	0- 0	AWAY	0- 0	0- 0	0- 0			
0- 0	0- 0	0- 0	NEUTRAL	0- 0	0- 0	0- 0			

RPI 1-25				RPI 26-50				RPI 51-100				RPI 101+			
RPI	S	Opponent	Score	RPI	S	Opponent	Score	RPI	S	Opponent	Score	RPI	S	Opponent	Score
20	A	Iowa	77 90					53	A	Arkansas	61 74	106	A	Kansas	58 70
												121	H	Tulsa	68 76
												196	H	UT Arlington	62 80
												206	A	Texas St.	81 64
												226	H	UMKC	75 64
												227	H	Southern Utah	64 59
LAST 12 Division I GAMES:															
196	H	UT Arlington	62 80	106	A	Kansas	58 70								
227	H	Southern Utah	64 59	20	A	Iowa	77 90								
53	A	Arkansas	61 74												
206	A	Texas St.	81 64												
226	H	UMKC	75 64												
121	H	Tulsa	68 76												

Non-Div I Games: Harris-Stowe 74 46 Cent. Christian (KS) 47

Oral Roberts

Average RPI Win: 102

Average RPI Loss: 30

WON-LOST
RECORDWINNING
PCT. RANKLAST 10
GAMESSTRENGTH OF
SCHEDULEOPP. STRENGTH
OF SCHEDULETEAM
RPIADJ.
RPICONF.
RPIADJ CONF.
RPIDIV. I ONLY
DIV. I NON-CONF.7- 1
7- 129
291- 0
1- 052
5211
116
66
62
22
2

TOTALS

RPI 1-25

RPI 26-50

W-L RECORDS

RPI 51-100

RPI 101-150

RPI 150+

7- 1

2- 0

1- 1

OVERALL

1- 0

1- 0

2- 0

3- 0

1- 0

0- 0

HOME

0- 0

1- 0

1- 0

3- 1

1- 0

1- 1

AWAY

1- 0

0- 0

0- 0

1- 0

0- 0

0- 0

NEUTRAL

0- 0

0- 0

1- 0

7- 1

2- 0

1- 1

NON-CONFERENCE

1- 0

1- 0

2- 0

3- 0

1- 0

0- 0

HOME

0- 0

1- 0

1- 0

3- 1

1- 0

1- 1

AWAY

1- 0

0- 0

0- 0

1- 0

0- 0

0- 0

NEUTRAL

0- 0

0- 0

1- 0

0- 0

0- 0

0- 0

CONFERENCE

0- 0

0- 0

0- 0

0- 0

0- 0

0- 0

HOME

0- 0

0- 0

0- 0

0- 0

0- 0

0- 0

AWAY

0- 0

0- 0

0- 0

0- 0

0- 0

0- 0

NEUTRAL

0- 0

0- 0

0- 0

RPI 1-25 Team's RPI: 6

RPI 26-50

RPI 51-100

RPI 101+

RPI	S	Opponent	Score
10	H	Syracuse	75 73
11	A	South Dakota St.	87 79

RPI	S	Opponent	Score
30	A	Michigan St.	82 88
40	A	Saint Mary's (CA)	79 55

RPI	S	Opponent	Score
89	A	Utah St.	88 58

RPI	S	Opponent	Score
113	H	Buffalo	102 82
176	N	UC Riverside	94 44
277	H	Long Beach St.	110 48

LAST 12 Division I GAMES:

176	N	UC Riverside	94 44	11	A	South Dakota St.	87 79
113	H	Buffalo	102 82	30	A	Michigan St.	82 88
89	A	Utah St.	88 58	277	H	Long Beach St.	110 48
10	H	Syracuse	75 73	40	A	Saint Mary's (CA)	79 55

O
r
e
g
o
nO
r
e
g
o
n

Non-Div I Games: Alas. Fairbanks 115 36

Oregon

Loss, Non-Conf, S Site, H Home A Away N Neutral

Average RPI Win: 171

Average RPI Loss: 1

WON-LOST
RECORDWINNING
PCT. RANKLAST 10
GAMESSTRENGTH OF
SCHEDULEOPP. STRENGTH
OF SCHEDULETEAM
RPIADJ.
RPICONF.
RPIADJ CONF.
RPIDIV. I ONLY
DIV. I NON-CONF.7- 1
7- 129
290- 1
0- 1253
2532
259
5959
592
22
2

TOTALS

RPI 1-25

RPI 26-50

W-L RECORDS

RPI 51-100

RPI 101-150

RPI 150+

7- 1

0- 1

1- 0

OVERALL

1- 0

1- 0

4- 0

5- 0

0- 0

1- 0

HOME

0- 0

1- 0

3- 0

0- 0

0- 0

0- 0

AWAY

0- 0

0- 0

0- 0

2- 1

0- 1

0- 0

NEUTRAL

1- 0

0- 0

1- 0

7- 1

0- 1

1- 0

NON-CONFERENCE

1- 0

1- 0

4- 0

5- 0

0- 0

1- 0

HOME

0- 0

1- 0

3- 0

0- 0

0- 0

0- 0

AWAY

0- 0

0- 0

0- 0

2- 1

0- 1

0- 0

NEUTRAL

1- 0

0- 0

1- 0

0- 0

0- 0

0- 0

CONFERENCE

0- 0

0- 0

0- 0

0- 0

0- 0

0- 0

HOME

0- 0

0- 0

0- 0

0- 0

0- 0

0- 0

AWAY

0- 0

0- 0

0- 0

0- 0

0- 0

0- 0

NEUTRAL

0- 0

0- 0

0- 0

RPI 1-25

RPI 26-50

RPI 51-100

Team's RPI: 59

RPI 101+

RPI	S	Opponent	Score
1	N	Notre Dame	81 91

RPI	S	Opponent	Score
40	H	Saint Mary's (CA)	89 56

RPI	S	Opponent	Score
88	N	South Carolina	70 68

RPI	S	Opponent	Score
141	H	Santa Clara	82 31
159	H	Ark. -Pine Bluff	89 33
162	N	Western Ky.	74 60
298	H	La Salle	100 46
312	H	Cal Poly	79 54

LAST 12 Division I GAMES:

1	N	Notre Dame	81 91
88	N	South Carolina	70 68

141	H	Santa Clara	82 31
298	H	La Salle	100 46
162	N	Western Ky.	74 60
40	H	Saint Mary's (CA)	89 56
159	H	Ark. -Pine Bluff	89 33
312	H	Cal Poly	79 54

O
r
e
g
o
n
s
t
.O
r
e
g
o
n
s
t
.

Non-Div I Games:

Oregon St.

Paci f i c				Through Games Of Dec. 12, 2018													
Average RPI Win:		213	WON-LOST RECORD		WINNING PCT. RANK		LAST 10 GAMES		STRENGTH OF SCHEDULE		OPP. STRENGTH OF SCHEDULE		TEAM RPI	ADJ. RPI	CONF. RPI	ADJ CONF. RPI	
DIV. I ONLY			6- 1		40		1- 0		279		25		85	85	7	7	
DIV. I NON-CONF.			6- 1		40		1- 0		279		25		85	85	7	7	

TOTALS		RPI 1-25		RPI 26-50		W-L RECORDS		RPI 51-100		RPI 101-150		RPI 150+					
6- 1		0- 1		1- 0		OVERALL		0- 0		1- 0		4- 0					
4- 0		0- 0		1- 0		HOME		0- 0		0- 0		3- 0					
2- 0		0- 0		0- 0		AWAY		0- 0		1- 0		1- 0					
0- 1		0- 1		0- 0		NEUTRAL		0- 0		0- 0		0- 0					
6- 1		0- 1		1- 0		NON-CONFERENCE		0- 0		1- 0		4- 0					
4- 0		0- 0		1- 0		HOME		0- 0		0- 0		3- 0					
2- 0		0- 0		0- 0		AWAY		0- 0		1- 0		1- 0					
0- 1		0- 1		0- 0		NEUTRAL		0- 0		0- 0		0- 0					
0- 0		0- 0		0- 0		CONFERENCE		0- 0		0- 0		0- 0					
0- 0		0- 0		0- 0		HOME		0- 0		0- 0		0- 0					
0- 0		0- 0		0- 0		AWAY		0- 0		0- 0		0- 0					
0- 0		0- 0		0- 0		NEUTRAL		0- 0		0- 0		0- 0					

RPI 1-25				RPI 26-50				RPI 51-100				Team's RPI: 85		RPI 101+			
RPI	S	Opponent		Score		RPI	S	Opponent		Score		RPI	S	Opponent		Score	
3	N	Cal i forni a		69	81	48	H	Wyomi ng		70	64			115	A	UC Davi s	83 80
														230	A	San Jose St.	91 67
														251	H	Seattle U	75 61
														302	H	UC Santa Barbara	69 53
														331	H	North Dakota St.	75 68

LAST 12 Di vi si on I GAMES:																	
302	H	UC Santa Barbara		69	53	115	A	UC Davi s		83	80						
251	H	Seattle U		75	61												
230	A	San Jose St.		91	67												
48	H	Wyomi ng		70	64												
331	H	North Dakota St.		75	68												
3	N	Cal i forni a		69	81												

Non-Di v I Games:

Paci f i c

Average RPI	Win:	278	WON-LOST	WINNING	LAST 10	STRENGTH OF	OPP. STRENGTH	TEAM	ADJ.	CONF.	ADJ CONF.
Average RPI	Loss:	27	RECORD	PCT. RANK	GAMES	SCHEDULE	OF SCHEDULE	RPI	RPI	RPI	RPI
DIV. I ONLY		6- 2		68	1- 0	281	83	126	126	17	17
DIV. I NON-CONF.		6- 2		68	1- 0	281	83	126	126	17	17

TOTALS	RPI 1-25		RPI 26-50		W-L RECORDS	RPI 51-100		RPI 101-150		RPI 150+	
6- 2	0- 1		0- 0		OVERALL	0- 1		0- 0		6- 0	
3- 0	0- 0		0- 0		HOME	0- 0		0- 0		3- 0	
3- 1	0- 1		0- 0		AWAY	0- 0		0- 0		3- 0	
0- 1	0- 0		0- 0		NEUTRAL	0- 1		0- 0		0- 0	
6- 2	0- 1		0- 0		NON-CONFERENCE	0- 1		0- 0		6- 0	
3- 0	0- 0		0- 0		HOME	0- 0		0- 0		3- 0	
3- 1	0- 1		0- 0		AWAY	0- 0		0- 0		3- 0	
0- 1	0- 0		0- 0		NEUTRAL	0- 1		0- 0		0- 0	
0- 0	0- 0		0- 0		CONFERENCE	0- 0		0- 0		0- 0	
0- 0	0- 0		0- 0		HOME	0- 0		0- 0		0- 0	
0- 0	0- 0		0- 0		AWAY	0- 0		0- 0		0- 0	
0- 0	0- 0		0- 0		NEUTRAL	0- 0		0- 0		0- 0	

RPI	S	Opponent	Score	RPI	S	Opponent	Score	RPI	S	Opponent	Score	RPI	S	Opponent	Score
1	A	Notre Dame	55 75					52	N	Maine	46 47	174	A	Navy	65 61
												255	A	Iona	66 43
												293	A	Siena	58 51
												298	H	La Salle	65 34
												308	H	Saint Joseph's	65 45
												341	H	NJIT	85 42

Team's RPI: 126															
LAST 12 Division I GAMES:															
308	H	Saint Joseph's	65 45	255	A	Iona	66 43	298	H	La Salle	65 34	52	N	Maine	46 47
1	A	Notre Dame	55 75	174	A	Navy	65 61	341	H	NJIT	85 42				
293	A	Siena	58 51												

Non-Div I Games:

Penn

Average RPI	Win:	278	WON-LOST	WINNING	LAST 10	STRENGTH OF	OPP. STRENGTH	TEAM	ADJ.	CONF.	ADJ CONF.
Average RPI	Loss:	46	RECORD	PCT. RANK	GAMES	SCHEDULE	OF SCHEDULE	RPI	RPI	RPI	RPI
DIV. I ONLY		5- 2		80	0- 1	311	108	140	140	7	7
DIV. I NON-CONF.		5- 2		80	0- 1	311	108	140	140	7	7

TOTALS	RPI 1-25		RPI 26-50		W-L RECORDS	RPI 51-100		RPI 101-150		RPI 150+	
5- 2	0- 1		0- 0		OVERALL	0- 1		0- 0		5- 0	
1- 0	0- 0		0- 0		HOME	0- 0		0- 0		1- 0	
3- 2	0- 1		0- 0		AWAY	0- 1		0- 0		3- 0	
1- 0	0- 0		0- 0		NEUTRAL	0- 0		0- 0		1- 0	
5- 2	0- 1		0- 0		NON-CONFERENCE	0- 1		0- 0		5- 0	
1- 0	0- 0		0- 0		HOME	0- 0		0- 0		1- 0	
3- 2	0- 1		0- 0		AWAY	0- 1		0- 0		3- 0	
1- 0	0- 0		0- 0		NEUTRAL	0- 0		0- 0		1- 0	
0- 0	0- 0		0- 0		CONFERENCE	0- 0		0- 0		0- 0	
0- 0	0- 0		0- 0		HOME	0- 0		0- 0		0- 0	
0- 0	0- 0		0- 0		AWAY	0- 0		0- 0		0- 0	
0- 0	0- 0		0- 0		NEUTRAL	0- 0		0- 0		0- 0	

RPI 1-25				RPI 26-50				RPI 51-100				RPI 101+ Team's RPI: 140			
RPI	S	Opponent	Score	RPI	S	Opponent	Score	RPI	S	Opponent	Score	RPI	S	Opponent	Score
23	A	Colorado	65 80					68	A	Idaho St.	63 65	251	A	Seattle U	78 64
												266	N	Sacramento St.	113 97
												276	A	Hawaii	65 64
												287	H	Weber St.	68 47
												312	A	Cal Poly	70 63
LAST 12 Division I GAMES:															
68	A	Idaho St.	63 65	266	N	Sacramento St.	113 97								
287	H	Weber St.	68 47	276	A	Hawaii	65 64								
251	A	Seattle U	78 64												
23	A	Colorado	65 80												
312	A	Cal Poly	70 63												

Non-Div I Games:

Pepperdine

Average RPI Win:	159	WON-LOST	WINNING	LAST 10	STRENGTH OF	OPP. STRENGTH	TEAM	ADJ.	CONF.	ADJ CONF.
Average RPI Loss:	138	RECORD	PCT. RANK	GAMES	SCHEDULE	OF SCHEDULE	RPI	RPI	RPI	RPI
DIV. I ONLY	6- 5	158	0- 1	78	146	128	128	1	1	
DIV. I NON-CONF.	6- 5	158	0- 1	78	146	128	128	1	1	

TOTALS	RPI 1-25	RPI 26-50	W-L RECORDS	RPI 51-100	RPI 101-150	RPI 150+				
6- 5	0- 1	0- 0	OVERALL	2- 0	0- 2	4- 2				
3- 3	0- 1	0- 0	HOME	0- 0	0- 1	3- 1				
1- 1	0- 0	0- 0	AWAY	1- 0	0- 0	0- 1				
2- 1	0- 0	0- 0	NEUTRAL	1- 0	0- 1	1- 0				
6- 5	0- 1	0- 0	NON-CONFERENCE	2- 0	0- 2	4- 2				
3- 3	0- 1	0- 0	HOME	0- 0	0- 1	3- 1				
1- 1	0- 0	0- 0	AWAY	1- 0	0- 0	0- 1				
2- 1	0- 0	0- 0	NEUTRAL	1- 0	0- 1	1- 0				
0- 0	0- 0	0- 0	CONFERENCE	0- 0	0- 0	0- 0				
0- 0	0- 0	0- 0	HOME	0- 0	0- 0	0- 0				
0- 0	0- 0	0- 0	AWAY	0- 0	0- 0	0- 0				
0- 0	0- 0	0- 0	NEUTRAL	0- 0	0- 0	0- 0				

RPI 1-25				RPI 26-50				RPI 51-100				RPI 101+				Team's RPI: 128
RPI	S	Opponent	Score	RPI	S	Opponent	Score	RPI	S	Opponent	Score	RPI	S	Opponent	Score	
24	H	UCF	58 61					53	N	Arkansas	61 54	144	H	Youngstown St.	55 64	
								62	A	Northwestern	52 49	147	N	Wisconsin	42 57	
												161	H	Fordham	65 62	
												164	A	Georgetown	41 70	
												190	H	Cincinnati	65 48	
												198	H	New Orleans	90 38	
												209	H	West Virginia	43 77	
												292	N	Tennessee St.	78 56	
LAST 12 Division I GAMES:																
				53	N	Arkansas	61 54	209	H	West Virginia	43 77					
				147	N	Wisconsin	42 57	161	H	Fordham	65 62					
				164	A	Georgetown	41 70	62	A	Northwestern	52 49					
				190	H	Cincinnati	65 48	292	N	Tennessee St.	78 56					
				144	H	Youngstown St.	55 64	24	H	UCF	58 61					
				198	H	New Orleans	90 38									

Non-Div I Games:

Pittsburgh

Average RPI Win: 225

Average RPI Loss: 84

WON-LOST
RECORD

WINNING
PCT. RANK

LAST 10
GAMES

STRENGTH OF
SCHEDULE

OPP. STRENGTH
OF SCHEDULE

TEAM
RPI

ADJ.
RPI

CONF.
RPI

ADJ CONF.
RPI

DIV. I ONLY	5- 2	80	0- 0	111	232	61	61	7	7
DIV. I NON-CONF.	5- 2	80	0- 0	111	232	61	61	7	7
TOTALS	RPI 1-25	RPI 26-50	W-L RECORDS	RPI 51-100	RPI 101-150	RPI 150+			
5- 2	0- 0	0- 0	OVERALL	1- 2	0- 0	4- 0			
2- 0	0- 0	0- 0	HOME	1- 0	0- 0	1- 0			
3- 1	0- 0	0- 0	AWAY	0- 1	0- 0	3- 0			
0- 1	0- 0	0- 0	NEUTRAL	0- 1	0- 0	0- 0			
5- 2	0- 0	0- 0	NON-CONFERENCE	1- 2	0- 0	4- 0			
2- 0	0- 0	0- 0	HOME	1- 0	0- 0	1- 0			
3- 1	0- 0	0- 0	AWAY	0- 1	0- 0	3- 0			
0- 1	0- 0	0- 0	NEUTRAL	0- 1	0- 0	0- 0			
0- 0	0- 0	0- 0	CONFERENCE	0- 0	0- 0	0- 0			
0- 0	0- 0	0- 0	HOME	0- 0	0- 0	0- 0			
0- 0	0- 0	0- 0	AWAY	0- 0	0- 0	0- 0			
0- 0	0- 0	0- 0	NEUTRAL	0- 0	0- 0	0- 0			

RPI 1-25				RPI 26-50				RPI 51-100				RPI 101+			
RPI	S	Opponent	Score	RPI	S	Opponent	Score	RPI	S	Opponent	Score	RPI	S	Opponent	Score
								77	N	Arizona	70 92	201	H	Cal St. Fullerton	83 74
								89	H	Utah St.	61 54	274	A	Utah Valley	65 60
								91	A	Portland St.	79 92	276	A	Hawaii	72 65
												287	A	Weber St.	89 73
LAST 12 Division I GAMES:															
				287	A	Weber St.	89 73	91	A	Portland St.	79 92				
				274	A	Utah Valley	65 60	89	H	Utah St.	61 54				
								201	H	Cal St. Fullerton	83 74				
								77	N	Arizona	70 92				
								276	A	Hawaii	72 65				

Non-Div I Games: Warner Pacific 98 63 Willamette 82 27

Portland

Average RPI Win: 218 WON-LOST RECORD WINNING PCT. RANK LAST 10 GAMES STRENGTH OF SCHEDULE OPP. STRENGTH OF SCHEDULE TEAM RPI ADJ. RPI CONF. RPI ADJ CONF. RPI

DIV. I ONLY	6- 0	1	1- 0	324	75	91	91	11	11
DIV. I NON-CONF.	6- 0	1	1- 0	324	75	91	91	11	11
TOTALS	RPI 1-25	RPI 26-50	W-L RECORDS	RPI 51-100	RPI 101-150	RPI 150+			
6- 0	0- 0	0- 0	OVERALL	1- 0	1- 0	4- 0			
4- 0	0- 0	0- 0	HOME	1- 0	1- 0	2- 0			
2- 0	0- 0	0- 0	AWAY	0- 0	0- 0	2- 0			
0- 0	0- 0	0- 0	NEUTRAL	0- 0	0- 0	0- 0			
6- 0	0- 0	0- 0	NON-CONFERENCE	1- 0	1- 0	4- 0			
4- 0	0- 0	0- 0	HOME	1- 0	1- 0	2- 0			
2- 0	0- 0	0- 0	AWAY	0- 0	0- 0	2- 0			
0- 0	0- 0	0- 0	NEUTRAL	0- 0	0- 0	0- 0			
0- 0	0- 0	0- 0	CONFERENCE	0- 0	0- 0	0- 0			
0- 0	0- 0	0- 0	HOME	0- 0	0- 0	0- 0			
0- 0	0- 0	0- 0	AWAY	0- 0	0- 0	0- 0			
0- 0	0- 0	0- 0	NEUTRAL	0- 0	0- 0	0- 0			

RPI 1-25				RPI 26-50				RPI 51-100				Team's RPI: 91				RPI 101+			
RPI	S	Opponent	Score	RPI	S	Opponent	Score	RPI	S	Opponent	Score	RPI	S	Opponent	Score	RPI	S	Opponent	Score
								61	H	Portland	92 79					115	H	UC Davis	65 50
																230	H	San Jose St.	80 51
																251	H	Seattle U	68 43
																321	A	UTEP	89 61
																332	A	Grand Canyon	60 55
LAST 12 Division I GAMES:																			
																115	H	UC Davis	65 50
																230	H	San Jose St.	80 51

Non-Div I Games: Warner Pacific 102 49

Portland St.

Average RPI Win:	317	WON-LOST	WINNING	LAST 10	STRENGTH OF	OPP. STRENGTH	TEAM	ADJ.	CONF.	ADJ CONF.
Average RPI Loss:	146	RECORD	PCT. RANK	GAMES	SCHEDULE	OF SCHEDULE	RPI	RPI	RPI	RPI

DIV. I ONLY	1- 4	285	0- 1	24	350	205	205	27	27
DIV. I NON-CONF.	1- 4	285	0- 1	24	350	205	205	27	27

TOTALS	RPI 1-25	RPI 26-50	W-L RECORDS	RPI 51-100	RPI 101-150	RPI 150+			
1- 4	0- 1	0- 0	OVERALL	0- 1	0- 1	1- 1			
0- 1	0- 0	0- 0	HOME	0- 0	0- 1	0- 0			
0- 3	0- 1	0- 0	AWAY	0- 1	0- 0	0- 1			
1- 0	0- 0	0- 0	NEUTRAL	0- 0	0- 0	1- 0			
1- 4	0- 1	0- 0	NON-CONFERENCE	0- 1	0- 1	1- 1			
0- 1	0- 0	0- 0	HOME	0- 0	0- 1	0- 0			
0- 3	0- 1	0- 0	AWAY	0- 1	0- 0	0- 1			
1- 0	0- 0	0- 0	NEUTRAL	0- 0	0- 0	1- 0			
0- 0	0- 0	0- 0	CONFERENCE	0- 0	0- 0	0- 0			
0- 0	0- 0	0- 0	HOME	0- 0	0- 0	0- 0			
0- 0	0- 0	0- 0	AWAY	0- 0	0- 0	0- 0			
0- 0	0- 0	0- 0	NEUTRAL	0- 0	0- 0	0- 0			

RPI 1-25				RPI 26-50				RPI 51-100				RPI 101+ Team's RPI: 205			
RPI	S	Opponent	Score	RPI	S	Opponent	Score	RPI	S	Opponent	Score	RPI	S	Opponent	Score
23	A	Col orado	38 79					98	A	Okl ahoma St.	50 70	138	H	Ri ce	58 68
												317	N	A&M-Corpus Christi	67 59
												326	A	UTRGV	50 57
LAST 12 Division I GAMES:															
				98	A	Okl ahoma St.	50 70	23	A	Col orado	38 79	138	H	Ri ce	58 68
								317	N	A&M-Corpus Christi	67 59				
								326	A	UTRGV	50 57				

Non-Div I Games: Jarvis Christian 117 32 Arlington Baptist 105 31

Prairie View

Average RPI Win: 207		WON-LOST	WINNING	LAST 10	STRENGTH OF	OPP. STRENGTH	TEAM	ADJ.	CONF.	ADJ CONF.
Loss: 194		RECORD	PCT. RANK	GAMES	SCHEDULE	OF SCHEDULE	RPI	RPI	RPI	RPI
DIV. I ONLY		1- 6	299	0- 1	238	244	324	324	29	29
DIV. I NON-CONF.		1- 6	299	0- 1	238	244	324	324	29	29
TOTALS		RPI 1-25	RPI 26-50	W-L RECORDS		RPI 51-100	RPI 101-150	RPI 150+		
1- 6	0- 1		0- 0	OVERALL		0- 0	0- 0	1- 5		
1- 2	0- 0		0- 0	HOME		0- 0	0- 0	1- 2		
0- 4	0- 1		0- 0	AWAY		0- 0	0- 0	0- 3		
0- 0	0- 0		0- 0	NEUTRAL		0- 0	0- 0	0- 0		
1- 6	0- 1		0- 0	NON-CONFERENCE		0- 0	0- 0	1- 5		
1- 2	0- 0		0- 0	HOME		0- 0	0- 0	1- 2		
0- 4	0- 1		0- 0	AWAY		0- 0	0- 0	0- 3		
0- 0	0- 0		0- 0	NEUTRAL		0- 0	0- 0	0- 0		
0- 0	0- 0		0- 0	CONFERENCE		0- 0	0- 0	0- 0		
0- 0	0- 0		0- 0	HOME		0- 0	0- 0	0- 0		
0- 0	0- 0		0- 0	AWAY		0- 0	0- 0	0- 0		
0- 0	0- 0		0- 0	NEUTRAL		0- 0	0- 0	0- 0		

RPI 1-25					RPI 26-50					RPI 51-100					RPI 101+				
RPI	S	Opponent	Score		RPI	S	Opponent	Score		RPI	S	Opponent	Score		RPI	S	Opponent	Score	
12	A	Tennessee	49	97											154	A	Vanderbilt	43	
															189	A	UNCW	48	
															207	H	Wofford	61	
															243	H	Ga. Southern	68	
															265	A	Samford	54	
															300	H	South Carolina St.	48	
Team's RPI : 324																			
LAST 12 Division I GAMES:																			
243	H	Ga. Southern	68	69	189	A	UNCW	48	63										
265	A	Samford	54	75	12	A	Tennessee	49	97										
154	A	Vanderbilt	43	78															
300	H	South Carolina St.	48	57															
207	H	Wofford	61	50															

Non-Div I Games:

Presbyteri an

Average RPI Win: 210		WON-LOST	WINNING	LAST 10	STRENGTH OF		OPP. STRENGTH	TEAM	ADJ.	CONF.	ADJ CONF.
Average RPI Loss: 89		RECORD	PCT. RANK	GAMES	SCHEDULE		OF SCHEDULE	RPI	RPI	RPI	RPI
DIV. I ONLY		4- 7	237	1- 0	97		100	160	160	17	17
DIV. I NON-CONF.		4- 7	237	1- 0	97		100	160	160	17	17

TOTALS		RPI 1-25		RPI 26-50	W-L RECORDS		RPI 51-100	RPI 101-150		RPI 150+	
4- 7		0- 1		0- 2	OVERALL		1- 1	0- 2		3- 1	
2- 1		0- 0		0- 0	HOME		1- 0	0- 1		1- 0	
2- 3		0- 0		0- 1	AWAY		0- 0	0- 1		2- 1	
0- 3		0- 1		0- 1	NEUTRAL		0- 1	0- 0		0- 0	
4- 7		0- 1		0- 2	NON-CONFERENCE		1- 1	0- 2		3- 1	
2- 1		0- 0		0- 0	HOME		1- 0	0- 1		1- 0	
2- 3		0- 0		0- 1	AWAY		0- 0	0- 1		2- 1	
0- 3		0- 1		0- 1	NEUTRAL		0- 1	0- 0		0- 0	
0- 0		0- 0		0- 0	CONFERENCE		0- 0	0- 0		0- 0	
0- 0		0- 0		0- 0	HOME		0- 0	0- 0		0- 0	
0- 0		0- 0		0- 0	AWAY		0- 0	0- 0		0- 0	
0- 0		0- 0		0- 0	NEUTRAL		0- 0	0- 0		0- 0	

RPI 1-25				RPI 26-50				RPI 51-100				RPI 101+ Team's RPI: 160			
RPI	S	Opponent	Score	RPI	S	Opponent	Score	RPI	S	Opponent	Score	RPI	S	Opponent	Score
10	N	Syracuse	61 92	34	N	DePaul	67 82	71	H	Quinnipiac	54 42	110	H	Seton Hall	66 70
				46	A	Villanova	46 67	93	N	Kansas St.	61 80	112	A	Penn St.	71 79
												215	A	Monmouth	79 47
												219	A	George Washington	49 64
												247	A	Rider	89 65
												307	H	Davidson	65 57
LAST 12 Division I GAMES:															
				93	N	Kansas St.	61 80	215	A	Monmouth	79 47				
				10	N	Syracuse	61 92	71	H	Quinnipiac	54 42				
				34	N	DePaul	67 82	307	H	Davidson	65 57				
				112	A	Penn St.	71 79	46	A	Villanova	46 67				
				110	H	Seton Hall	66 70	247	A	Rider	89 65				
				219	A	George Washington	49 64								

Non-Div I Games:

Princeton

Average RPI	Win:	212	WON-LOST	WINNING	LAST 10	STRENGTH OF	OPP. STRENGTH	TEAM	ADJ.	CONF.	ADJ CONF.
Average RPI	Loss:	110	RECORD	PCT. RANK	GAMES	SCHEDULE	OF SCHEDULE	RPI	RPI	RPI	RPI
DIV. I ONLY		5- 3		112	1- 0	209	123	133	133	4	4
DIV. I NON-CONF.		5- 3		112	1- 0	209	123	133	133	4	4

TOTALS	RPI 1-25		RPI 26-50		W-L RECORDS	RPI 51-100		RPI 101-150		RPI 150+	
5- 3	0- 0		0- 0		OVERALL	0- 1		2- 2		3- 0	
2- 1	0- 0		0- 0		HOME	0- 1		1- 0		1- 0	
2- 2	0- 0		0- 0		AWAY	0- 0		1- 2		1- 0	
1- 0	0- 0		0- 0		NEUTRAL	0- 0		0- 0		1- 0	
5- 3	0- 0		0- 0		NON-CONFERENCE	0- 1		2- 2		3- 0	
2- 1	0- 0		0- 0		HOME	0- 1		1- 0		1- 0	
2- 2	0- 0		0- 0		AWAY	0- 0		1- 2		1- 0	
1- 0	0- 0		0- 0		NEUTRAL	0- 0		0- 0		1- 0	
0- 0	0- 0		0- 0		CONFERENCE	0- 0		0- 0		0- 0	
0- 0	0- 0		0- 0		HOME	0- 0		0- 0		0- 0	
0- 0	0- 0		0- 0		AWAY	0- 0		0- 0		0- 0	
0- 0	0- 0		0- 0		NEUTRAL	0- 0		0- 0		0- 0	

RPI 1-25				RPI 26-50				RPI 51-100				RPI 101+				Team's RPI: 133
RPI	S	Opponent	Score	RPI	S	Opponent	Score	RPI	S	Opponent	Score	RPI	S	Opponent	Score	
								71	H	Qui nni pi ac	44 48	112	A	Penn St.	72 74	
												127	A	Boston Col lege	61 57	
												129	H	Yal e	59 42	
												146	A	Rhode Isl and	65 72	
												212	H	Sacred Heart	62 52	
												275	N	Bryant	72 64	
												315	A	UMass Lowell	71 47	

LAST 12 Divi sion I GAMES:																
212	H	Sacred Heart	62 52	275	N	Bryant	72 64	315	A	UMass Lowell	71 47	146	A	Rhode Isl and	65 72	
71	H	Qui nni pi ac	44 48	129	H	Yal e	59 42	127	A	Boston Col lege	61 57					
112	A	Penn St.	72 74													

Non-Di v I Games:

Provi dence

P
u
r
d
u
e

Purdue				Through Games Of Dec. 12, 2018							
Average RPI	Win:	204	WON-LOST	WINNING	LAST 10	STRENGTH OF	OPP. STRENGTH	TEAM	ADJ.	CONF.	ADJ CONF.
Average RPI	Loss:	48	RECORD	PCT. RANK	GAMES	SCHEDULE	OF SCHEDULE	RPI	RPI	RPI	RPI
DIV. I ONLY			7- 3	90	1- 0	86	133	60	60	3	3
DIV. I NON-CONF.			7- 3	90	1- 0	86	133	60	60	3	3

TOTALS		RPI 1-25		RPI 26-50		W-L RECORDS		RPI 51-100		RPI 101-150	RPI 150+
7- 3		1- 1		0- 0		OVERALL		0- 2		0- 0	6- 0
5- 0		1- 0		0- 0		HOME		0- 0		0- 0	4- 0
1- 1		0- 0		0- 0		AWAY		0- 1		0- 0	1- 0
1- 2		0- 1		0- 0		NEUTRAL		0- 1		0- 0	1- 0
7- 3		1- 1		0- 0		NON-CONFERENCE		0- 2		0- 0	6- 0
5- 0		1- 0		0- 0		HOME		0- 0		0- 0	4- 0
1- 1		0- 0		0- 0		AWAY		0- 1		0- 0	1- 0
1- 2		0- 1		0- 0		NEUTRAL		0- 1		0- 0	1- 0
0- 0		0- 0		0- 0		CONFERENCE		0- 0		0- 0	0- 0
0- 0		0- 0		0- 0		HOME		0- 0		0- 0	0- 0
0- 0		0- 0		0- 0		AWAY		0- 0		0- 0	0- 0
0- 0		0- 0		0- 0		NEUTRAL		0- 0		0- 0	0- 0

RPI 1-25				RPI 26-50				RPI 51-100				Team's RPI: 60				RPI 101+			
RPI	S	Opponent	Score	RPI	S	Opponent	Score	RPI	S	Opponent	Score	RPI	S	Opponent	Score	RPI	S	Opponent	Score
2	N	UConn	40 86					64	N	St. John's (NY)	62 68	153	H	Harvard	66 65				
14	H	Miami (FL)	74 63					79	A	Ohio	73 80	166	H	Loyola Chi cago	65 41				
												232	N	Ole Miss	70 59				
												249	H	Western Ill.	81 60				
												295	A	Ball St.	80 38				
												320	H	Purdue Fort Wayne	78 44				
LAST 12 Division I GAMES:																			
166	H	Loyola Chi cago	65 41	2	N	UConn	40 86	232	N	Ole Miss	70 59								
79	A	Ohio	73 80	64	N	St. John's (NY)	62 68	64	N	St. John's (NY)	62 68								
14	H	Miami (FL)	74 63	320	H	Purdue Fort Wayne	78 44	249	H	Western Ill.	81 60								
295	A	Ball St.	80 38	153	H	Harvard	66 65												

Non-Div I Games:

Purdue

P
u
r
d
u
e

Average RPI Win: 348 WON-LOST RECORD WINNING PCT. RANK LAST 10 GAMES STRENGTH OF SCHEDULE OPP. STRENGTH OF SCHEDULE TEAM RPI ADJ. RPI CONF. RPI ADJ CONF. RPI

DIV. I ONLY	1- 7	307	0- 1	244	334	320	320	12	12
DIV. I NON-CONF.	1- 7	307	0- 1	244	334	320	320	12	12
TOTALS	RPI 1-25	RPI 26-50	W-L RECORDS	RPI 51-100	RPI 101-150	RPI 150+			
1- 7	0- 0	0- 0	OVERALL	0- 1	0- 0	1- 6			
0- 2	0- 0	0- 0	HOME	0- 0	0- 0	0- 2			
1- 5	0- 0	0- 0	AWAY	0- 1	0- 0	1- 4			
0- 0	0- 0	0- 0	NEUTRAL	0- 0	0- 0	0- 0			
1- 7	0- 0	0- 0	NON-CONFERENCE	0- 1	0- 0	1- 6			
0- 2	0- 0	0- 0	HOME	0- 0	0- 0	0- 2			
1- 5	0- 0	0- 0	AWAY	0- 1	0- 0	1- 4			
0- 0	0- 0	0- 0	NEUTRAL	0- 0	0- 0	0- 0			
0- 0	0- 0	0- 0	CONFERENCE	0- 0	0- 0	0- 0			
0- 0	0- 0	0- 0	HOME	0- 0	0- 0	0- 0			
0- 0	0- 0	0- 0	AWAY	0- 0	0- 0	0- 0			
0- 0	0- 0	0- 0	NEUTRAL	0- 0	0- 0	0- 0			

RPI 1-25	RPI 26-50	RPI 51-100	RPI 101+	Team's RPI: 320
RPI S Opponent Score	RPI S Opponent Score	RPI S Opponent Score	RPI S Opponent Score	
		60 A Purdue 44 78	166 A Loyol a Chi cago 67 81	
			168 H Eastern Mi ch. 72 87	
			184 A Mi l waukee 48 70	
			214 H SI UE 49 57	
			233 A Eastern III. 63 72	
			305 A Western Mi ch. 61 69	
			348 A Evansvi l l e 72 66	
LAST 12 Divi s i on I GAMES:				
168 H Eastern Mi ch. 72 87	60 A Purdue 44 78			
184 A Mi l waukee 48 70	233 A Eastern III. 63 72			
166 A Loyol a Chi cago 67 81	305 A Western Mi ch. 61 69			
214 H SI UE 49 57				
348 A Evansvi l l e 72 66				

Non-Di v I Games: Taylor (IN) 84 74 Ind. -Kokomo 87 50

Average RPI	Win:	183	WON-LOST	WINNING	LAST 10	STRENGTH OF	OPP. STRENGTH	TEAM	ADJ.	CONF.	ADJ CONF.
Average RPI	Loss:	79	RECORD	PCT. RANK	GAMES	SCHEDULE	OF SCHEDULE	RPI	RPI	RPI	RPI
DIV. I ONLY		4- 5		195	1- 0	33	181	71	71	28	28
DIV. I NON-CONF.		4- 5		195	1- 0	33	181	71	71	28	28

TOTALS	RPI 1-25		RPI 26-50		W-L RECORDS	RPI 51-100		RPI 101-150		RPI 150+	
4- 5	0- 0		0- 0		OVERALL	0- 4		2- 0		2- 1	
0- 1	0- 0		0- 0		HOME	0- 1		0- 0		0- 0	
3- 2	0- 0		0- 0		AWAY	0- 1		2- 0		1- 1	
1- 2	0- 0		0- 0		NEUTRAL	0- 2		0- 0		1- 0	
4- 5	0- 0		0- 0		NON-CONFERENCE	0- 4		2- 0		2- 1	
0- 1	0- 0		0- 0		HOME	0- 1		0- 0		0- 0	
3- 2	0- 0		0- 0		AWAY	0- 1		2- 0		1- 1	
1- 2	0- 0		0- 0		NEUTRAL	0- 2		0- 0		1- 0	
0- 0	0- 0		0- 0		CONFERENCE	0- 0		0- 0		0- 0	
0- 0	0- 0		0- 0		HOME	0- 0		0- 0		0- 0	
0- 0	0- 0		0- 0		AWAY	0- 0		0- 0		0- 0	
0- 0	0- 0		0- 0		NEUTRAL	0- 0		0- 0		0- 0	

RPI 1-25				RPI 26-50				RPI 51-100				RPI 101+			
RPI	S	Opponent	Score	RPI	S	Opponent	Score	RPI	S	Opponent	Score	RPI	S	Opponent	Score
								51	N	Texas	55 56	133	A	Provi dence	48 44
								54	H	Central Mi ch.	52 67	149	A	Drexel	56 52
								56	A	Bucknel l	58 75	153	A	Harvard	72 67
								75	N	Mi ssouri	51 65	160	A	Princeton	42 54
												295	N	Ball St.	69 66

LAST 12 Division I GAMES:															
				54	H	Central Mi ch.	52 67	295	N	Ball St.	69 66				
				153	A	Harvard	72 67	75	N	Mi ssouri	51 65				
				51	N	Texas	55 56	160	A	Princeton	42 54				
				133	A	Provi dence	48 44								
				56	A	Bucknel l	58 75								
				149	A	Drexel	56 52								

Non-Div I Games:

Qui nni pi ac

Average RPI	Win:	239	WON-LOST	WINNING	LAST 10	STRENGTH OF	OPP. STRENGTH	TEAM	ADJ.	CONF.	ADJ CONF.
Average RPI	Loss:	54	RECORD	PCT. RANK	GAMES	SCHEDULE	OF SCHEDULE	RPI	RPI	RPI	RPI
DIV. I ONLY		4- 3		140	1- 0	117	107	95	95	29	29
DIV. I NON-CONF.		4- 3		140	1- 0	117	107	95	95	29	29

TOTALS	RPI 1-25		RPI 26-50		W-L RECORDS	RPI 51-100		RPI 101-150		RPI 150+	
4- 3	0- 1		0- 1		OVERALL	0- 0		1- 1		3- 0	
2- 0	0- 0		0- 0		HOME	0- 0		0- 0		2- 0	
1- 2	0- 1		0- 1		AWAY	0- 0		1- 0		0- 0	
1- 1	0- 0		0- 0		NEUTRAL	0- 0		0- 1		1- 0	
4- 3	0- 1		0- 1		NON-CONFERENCE	0- 0		1- 1		3- 0	
2- 0	0- 0		0- 0		HOME	0- 0		0- 0		2- 0	
1- 2	0- 1		0- 1		AWAY	0- 0		1- 0		0- 0	
1- 1	0- 0		0- 0		NEUTRAL	0- 0		0- 1		1- 0	
0- 0	0- 0		0- 0		CONFERENCE	0- 0		0- 0		0- 0	
0- 0	0- 0		0- 0		HOME	0- 0		0- 0		0- 0	
0- 0	0- 0		0- 0		AWAY	0- 0		0- 0		0- 0	
0- 0	0- 0		0- 0		NEUTRAL	0- 0		0- 0		0- 0	

RPI 1-25				RPI 26-50				RPI 51-100				Team's RPI: 95				RPI 101+			
RPI	S	Opponent	Score	RPI	S	Opponent	Score	RPI	S	Opponent	Score	RPI	S	Opponent	Score	RPI	S	Opponent	Score
4	A	NC State	58 75	36	A	Virginia Tech	44 55									123	N	Nebraska	39 77
																150	A	Virginia	57 44
																218	N	Temple	56 50
																286	H	ETSU	79 64
																300	H	South Carolina St.	61 31
LAST 12 Division I GAMES:																			
				300	H	South Carolina St.	61 31	150	A	Virginia	57 44								
								36	A	Virginia Tech	44 55								
								123	N	Nebraska	39 77								
								218	N	Temple	56 50								
								4	A	NC State	58 75								
								286	H	ETSU	79 64								

Non-Div I Games:

Radford

Average RPI Win: 226		WON-LOST		WINNING		LAST 10		STRENGTH OF		OPP. STRENGTH		TEAM		ADJ.		CONF.		ADJ CONF.	
Average RPI Loss: 103		RECORD		PCT. RANK		GAMES		SCHEDULE		OF SCHEDULE		RPI		RPI		RPI		RPI	
DIV. I ONLY		5- 5		161		1- 0		112		168		146		146		16		16	
DIV. I NON-CONF.		5- 5		161		1- 0		112		168		146		146		16		16	
TOTALS		RPI 1-25		RPI 26-50		W-L RECORDS		RPI 51-100		RPI 101-150		RPI 150+							
5- 5		0- 1		0- 1		OVERALL		0- 0		1- 2		4- 1							
3- 2		0- 0		0- 0		HOME		0- 0		1- 2		2- 0							
2- 3		0- 1		0- 1		AWAY		0- 0		0- 0		2- 1							
0- 0		0- 0		0- 0		NEUTRAL		0- 0		0- 0		0- 0							
5- 5		0- 1		0- 1		NON-CONFERENCE		0- 0		1- 2		4- 1							
3- 2		0- 0		0- 0		HOME		0- 0		1- 2		2- 0							
2- 3		0- 1		0- 1		AWAY		0- 0		0- 0		2- 1							
0- 0		0- 0		0- 0		NEUTRAL		0- 0		0- 0		0- 0							
0- 0		0- 0		0- 0		CONFERENCE		0- 0		0- 0		0- 0							
0- 0		0- 0		0- 0		HOME		0- 0		0- 0		0- 0							
0- 0		0- 0		0- 0		AWAY		0- 0		0- 0		0- 0							
0- 0		0- 0		0- 0		NEUTRAL		0- 0		0- 0		0- 0							

RPI 1-25				RPI 26-50				RPI 51-100				RPI 101+ Team's RPI: 146			
RPI	S	Opponent	Score	RPI	S	Opponent	Score	RPI	S	Opponent	Score	RPI	S	Opponent	Score
18	A	Kentucky	52 75	47	A	Clemson	67 80					117	H	Hartford	51 65
												127	H	Boston College	64 88
												133	H	Providence	72 65
												175	H	North Dakota	77 63
												208	A	Holy Cross	65 73
												236	H	Brown	72 67
												288	A	Robert Morris	46 41
												296	A	Vermont	61 58

LAST 12 Division I GAMES:															
236	H	Brown	72 67	175	H	North Dakota	77 63	208	A	Holy Cross	65 73				
117	H	Hartford	51 65	296	A	Vermont	61 58	288	A	Robert Morris	46 41				
47	A	Clemson	67 80	127	H	Boston College	64 88								
18	A	Kentucky	52 75												
133	H	Providence	72 65												

Non-Div I Games:

Rhode Island

Rice

R
i
c
e

Ri ce

Average RPI Win: 304		WON-LOST	WINNING	LAST 10	STRENGTH OF		OPP. STRENGTH	TEAM	ADJ.	CONF.	ADJ CONF.
Average RPI Loss: 143		RECORD	PCT. RANK	GAMES	SCHEDULE		OF SCHEDULE	RPI	RPI	RPI	RPI
DIV. I ONLY		2- 7	274	1- 0	170		205	285	285	16	16
DIV. I NON-CONF.		2- 7	274	1- 0	170		205	285	285	16	16

TOTALS		RPI 1-25	RPI 26-50	W-L RECORDS		RPI 51-100	RPI 101-150	RPI 150+			
2- 7		0- 1	0- 1	OVERALL		0- 1	0- 0	2- 4			
2- 2		0- 0	0- 0	HOME		0- 0	0- 0	2- 2			
0- 4		0- 1	0- 0	AWAY		0- 1	0- 0	0- 2			
0- 1		0- 0	0- 1	NEUTRAL		0- 0	0- 0	0- 0			
2- 7		0- 1	0- 1	NON-CONFERENCE		0- 1	0- 0	2- 4			
2- 2		0- 0	0- 0	HOME		0- 0	0- 0	2- 2			
0- 4		0- 1	0- 0	AWAY		0- 1	0- 0	0- 2			
0- 1		0- 0	0- 1	NEUTRAL		0- 0	0- 0	0- 0			
0- 0		0- 0	0- 0	CONFERENCE		0- 0	0- 0	0- 0			
0- 0		0- 0	0- 0	HOME		0- 0	0- 0	0- 0			
0- 0		0- 0	0- 0	AWAY		0- 0	0- 0	0- 0			
0- 0		0- 0	0- 0	NEUTRAL		0- 0	0- 0	0- 0			

RPI 1-25				RPI 26-50				RPI 51-100				RPI 101+ Team's RPI: 285			
RPI	S	Opponent	Score	RPI	S	Opponent	Score	RPI	S	Opponent	Score	RPI	S	Opponent	Score
24	A	UCF	48 70	36	N	Virginia Tech	57 85	94	A	Wake Forest	48 62	164	H	Georgetown	53 73
												179	A	William & Mary	55 65
												252	H	Fairfield	40 58
												253	A	Fla. Atlantic	55 69
												273	H	Howard	67 60
												334	H	UMES	57 55
LAST 12 Division I GAMES:															
334	H	UMES	57 55	273	H	Howard	67 60	179	A	William & Mary	55 65				
94	A	Wake Forest	48 62	36	N	Virginia Tech	57 85	24	A	UCF	48 70				
252	H	Fairfield	40 58					253	A	Fla. Atlantic	55 69				
164	H	Georgetown	53 73												

Non-Div I Games:

Ri chmond

Average RPI	Win:	276	WON-LOST	WINNING	LAST 10	STRENGTH OF	OPP. STRENGTH	TEAM	ADJ.	CONF.	ADJ CONF.
Average RPI	Loss:	193	RECORD	PCT. RANK	GAMES	SCHEDULE	OF SCHEDULE	RPI	RPI	RPI	RPI
DIV. I ONLY		4- 5		195	0- 1	249	278	247	247	28	28
DIV. I NON-CONF.		4- 5		195	0- 1	249	278	247	247	28	28

TOTALS	RPI 1-25		RPI 26-50		W-L RECORDS	RPI 51-100		RPI 101-150		RPI 150+	
4- 5	0- 0		0- 0		OVERALL	0- 0		0- 1		4- 4	
2- 2	0- 0		0- 0		HOME	0- 0		0- 0		2- 2	
2- 2	0- 0		0- 0		AWAY	0- 0		0- 0		2- 2	
0- 1	0- 0		0- 0		NEUTRAL	0- 0		0- 1		0- 0	
4- 5	0- 0		0- 0		NON-CONFERENCE	0- 0		0- 1		4- 4	
2- 2	0- 0		0- 0		HOME	0- 0		0- 0		2- 2	
2- 2	0- 0		0- 0		AWAY	0- 0		0- 0		2- 2	
0- 1	0- 0		0- 0		NEUTRAL	0- 0		0- 1		0- 0	
0- 0	0- 0		0- 0		CONFERENCE	0- 0		0- 0		0- 0	
0- 0	0- 0		0- 0		HOME	0- 0		0- 0		0- 0	
0- 0	0- 0		0- 0		AWAY	0- 0		0- 0		0- 0	
0- 0	0- 0		0- 0		NEUTRAL	0- 0		0- 0		0- 0	

RPI 1-25				RPI 26-50				RPI 51-100				RPI 101+ Team's RPI: 247			
RPI	S	Opponent	Score	RPI	S	Opponent	Score	RPI	S	Opponent	Score	RPI	S	Opponent	Score
												127	N	Boston College	61 112
												152	H	Mt. St. Mary's	85 67
												160	H	Princeton	65 89
												174	H	Navy	60 66
												208	A	Holy Cross	61 71
												296	A	Vermont	49 54
												304	A	Binghamton	62 57
												308	A	Saint Joseph's	56 54
												341	H	NJIT	67 46

LAST 12 Division I GAMES:															
127	N	Boston College	61 112	174	H	Navy	60 66	341	H	NJIT	67 46	308	A	Saint Joseph's	56 54
304	A	Binghamton	62 57	152	H	Mt. St. Mary's	85 67	208	A	Holy Cross	61 71	296	A	Vermont	49 54
160	H	Princeton	65 89												

Non-Div I Games:

Ri der

Average RPI Win: 298		WON-LOST	WINNING	LAST 10	STRENGTH OF		OPP. STRENGTH	TEAM	ADJ.	CONF.	ADJ CONF.
Average RPI Loss: 125		RECORD	PCT. RANK	GAMES	SCHEDULE		OF SCHEDULE	RPI	RPI	RPI	RPI
DIV. I ONLY		1- 7	307	0- 1	152		124	288	288	31	31
DIV. I NON-CONF.		1- 7	307	0- 1	152		124	288	288	31	31

TOTALS		RPI 1-25		RPI 26-50	W-L RECORDS		RPI 51-100	RPI 101-150		RPI 150+	
1- 7		0- 1		0- 0	OVERALL		0- 1	0- 3		1- 2	
1- 2		0- 0		0- 0	HOME		0- 0	0- 1		1- 1	
0- 4		0- 1		0- 0	AWAY		0- 1	0- 2		0- 0	
0- 1		0- 0		0- 0	NEUTRAL		0- 0	0- 0		0- 1	
1- 7		0- 1		0- 0	NON-CONFERENCE		0- 1	0- 3		1- 2	
1- 2		0- 0		0- 0	HOME		0- 0	0- 1		1- 1	
0- 4		0- 1		0- 0	AWAY		0- 1	0- 2		0- 0	
0- 1		0- 0		0- 0	NEUTRAL		0- 0	0- 0		0- 1	
0- 0		0- 0		0- 0	CONFERENCE		0- 0	0- 0		0- 0	
0- 0		0- 0		0- 0	HOME		0- 0	0- 0		0- 0	
0- 0		0- 0		0- 0	AWAY		0- 0	0- 0		0- 0	
0- 0		0- 0		0- 0	NEUTRAL		0- 0	0- 0		0- 0	

RPI 1-25				RPI 26-50				RPI 51-100				RPI 101+ Team's RPI: 288			
RPI	S	Opponent	Score	RPI	S	Opponent	Score	RPI	S	Opponent	Score	RPI	S	Opponent	Score
20	A	Iowa	63 92					66	A	Loyola Marymount	53 61	143	A	Bowling Green	60 61
												144	A	Youngstown St.	59 69
												146	H	Rhode Island	41 46
												172	H	Kent St.	46 54
												186	N	SMU	55 60
												298	H	La Salle	67 39

LAST 12 Division I GAMES:															
66	A	Loyola Marymount	53 61	146	H	Rhode Island	41 46								
172	H	Kent St.	46 54	298	H	La Salle	67 39								
20	A	Iowa	63 92	144	A	Youngstown St.	59 69								
186	N	SMU	55 60												
143	A	Bowling Green	60 61												

Non-Div I Games:

Robert Morris

R
u
t
g
e
r
s

Rutgers				Through Games Of Dec. 12, 2018											
Average RPI Win:		234	WON-LOST	WINNING	LAST 10	STRENGTH OF	OPP. STRENGTH	TEAM	ADJ.	CONF.	ADJ CONF.				
Average RPI Loss:		20	RECORD	PCT. RANK	GAMES	SCHEDULE	OF SCHEDULE	RPI	RPI	RPI	RPI				
DIV. I ONLY			6- 3	97	1- 0	134	167	102	102	3	3				
DIV. I NON-CONF.			6- 3	97	1- 1	134	167	102	102	3	3				

TOTALS		RPI 1-25	RPI 26-50		W-L RECORDS		RPI 51-100	RPI 101-150	RPI 150+						
6- 3		0- 2	0- 1		OVERALL		0- 0	1- 0	5- 0						
4- 0		0- 0	0- 0		HOME		0- 0	1- 0	3- 0						
1- 1		0- 0	0- 1		AWAY		0- 0	0- 0	1- 0						
1- 2		0- 2	0- 0		NEUTRAL		0- 0	0- 0	1- 0						
6- 3		0- 2	0- 1		NON-CONFERENCE		0- 0	1- 0	5- 0						
4- 0		0- 0	0- 0		HOME		0- 0	1- 0	3- 0						
1- 1		0- 0	0- 1		AWAY		0- 0	0- 0	1- 0						
1- 2		0- 2	0- 0		NEUTRAL		0- 0	0- 0	1- 0						
0- 0		0- 0	0- 0		CONFERENCE		0- 0	0- 0	0- 0						
0- 0		0- 0	0- 0		HOME		0- 0	0- 0	0- 0						
0- 0		0- 0	0- 0		AWAY		0- 0	0- 0	0- 0						
0- 0		0- 0	0- 0		NEUTRAL		0- 0	0- 0	0- 0						

RPI 1-25				RPI 26-50				RPI 51-100				RPI 101+ Team's RPI: 102			
RPI	S	Opponent	Score	RPI	S	Opponent	Score	RPI	S	Opponent	Score	RPI	S	Opponent	Score
9	N	Drake	59 69	36	A	Virginia Tech	51 67					109	H	Stony Brook	61 47
16	N	Gonzaga	40 57									153	A	Harvard	60 49
												250	H	Saint Francis (PA)	96 52
												264	H	Central Conn. St.	73 44
												286	N	ETSU	68 44
												342	H	Albany (NY)	65 39

R
u
t
g
e
r
s

Non-Div I Games:

Rutgers

Average RPI Win:	174	WON-LOST	WINNING	LAST 10	STRENGTH OF	OPP. STRENGTH	TEAM	ADJ.	CONF.	ADJ CONF.
Average RPI Loss:	101	RECORD	PCT. RANK	GAMES	SCHEDULE	OF SCHEDULE	RPI	RPI	RPI	RPI
DIV. I ONLY	4- 2	97	1- 0	144	148	84	84	22	22	
DIV. I NON-CONF.	4- 2	97	1- 0	144	148	84	84	22	22	

TOTALS	RPI 1-25	RPI 26-50	W-L RECORDS	RPI 51-100	RPI 101-150	RPI 150+				
4- 2	0- 1	0- 0	OVERALL	0- 0	3- 0	1- 1				
3- 0	0- 0	0- 0	HOME	0- 0	2- 0	1- 0				
0- 2	0- 1	0- 0	AWAY	0- 0	0- 0	0- 1				
1- 0	0- 0	0- 0	NEUTRAL	0- 0	1- 0	0- 0				
4- 2	0- 1	0- 0	NON-CONFERENCE	0- 0	3- 0	1- 1				
3- 0	0- 0	0- 0	HOME	0- 0	2- 0	1- 0				
0- 2	0- 1	0- 0	AWAY	0- 0	0- 0	0- 1				
1- 0	0- 0	0- 0	NEUTRAL	0- 0	1- 0	0- 0				
0- 0	0- 0	0- 0	CONFERENCE	0- 0	0- 0	0- 0				
0- 0	0- 0	0- 0	HOME	0- 0	0- 0	0- 0				
0- 0	0- 0	0- 0	AWAY	0- 0	0- 0	0- 0				
0- 0	0- 0	0- 0	NEUTRAL	0- 0	0- 0	0- 0				

S
F
AS
F
A

RPI 1-25				RPI 26-50				RPI 51-100 Team's RPI: 84				RPI 101+			
RPI	S	Opponent	Score	RPI	S	Opponent	Score	RPI	S	Opponent	Score	RPI	S	Opponent	Score
14	A	Miami (FL)	60 81									108	H	Montana St.	60 53
												121	H	Tulsa	76 34
												129	N	Yale	67 57
												187	A	Texas Tech	69 77
												338	H	Morgan St.	69 42
LAST 12 Division I GAMES:															
								129	N	Yale	67 57				
								108	H	Montana St.	60 53				
								187	A	Texas Tech	69 77				
								121	H	Tulsa	76 34				
								338	H	Morgan St.	69 42				
								14	A	Miami (FL)	60 81				

Non-Div I Games: Wiley 97 38 Our Lady of the Lake 93 77

SFA

S
I
U
E

SIUE				Through Games Of Dec. 12, 2018										
Average RPI Win: 312		WON-LOST RECORD	WINNING PCT. RANK	LAST 10 GAMES	STRENGTH OF SCHEDULE	OPP. STRENGTH OF SCHEDULE	TEAM RPI	ADJ. RPI	CONF. RPI	ADJ CONF. RPI				
Average RPI Loss: 145														
DIV. I ONLY		4- 3	140	1- 0	312	325	214	214	20	20				
DIV. I NON-CONF.		4- 3	140	1- 0	312	325	214	214	20	20				

TOTALS		RPI 1-25		RPI 26-50		W-L RECORDS		RPI 51-100		RPI 101-150	RPI 150+			
4- 3		0- 0		0- 0		OVERALL		0- 1		0- 0		4- 2		
1- 0		0- 0		0- 0		HOME		0- 0		0- 0		1- 0		
3- 3		0- 0		0- 0		AWAY		0- 1		0- 0		3- 2		
0- 0		0- 0		0- 0		NEUTRAL		0- 0		0- 0		0- 0		
4- 3		0- 0		0- 0		NON-CONFERENCE		0- 1		0- 0		4- 2		
1- 0		0- 0		0- 0		HOME		0- 0		0- 0		1- 0		
3- 3		0- 0		0- 0		AWAY		0- 1		0- 0		3- 2		
0- 0		0- 0		0- 0		NEUTRAL		0- 0		0- 0		0- 0		
0- 0		0- 0		0- 0		CONFERENCE		0- 0		0- 0		0- 0		
0- 0		0- 0		0- 0		HOME		0- 0		0- 0		0- 0		
0- 0		0- 0		0- 0		AWAY		0- 0		0- 0		0- 0		
0- 0		0- 0		0- 0		NEUTRAL		0- 0		0- 0		0- 0		

RPI 1-25				RPI 26-50			RPI 51-100			RPI 101+		Team's RPI: 214		
RPI	S	Opponent	Score	RPI	S	Opponent	Score	RPI	S	Opponent	Score			
								75	A	Missouri	36	59		
										166	A	Loyola Chicago	43	56
										195	A	Saint Louis	56	63
										256	H	Illinois St.	68	61
										320	A	Purdue Fort Wayne	57	49
										323	A	Chicago St.	82	66
										348	A	Evansville	54	45

LAST 12 Division I GAMES:														
323	A	Chicago St.	82	66	256	H	Illinois St.	68	61					
166	A	Loyola Chicago	43	56										
195	A	Saint Louis	56	63										
320	A	Purdue Fort Wayne	57	49										
75	A	Missouri	36	59										
348	A	Evansville	54	45										

S
I
U
E

Non-Div I Games:

SIUE

Average RPI	Win:	226	WON-LOST	WINNING	LAST 10	STRENGTH OF	OPP. STRENGTH	TEAM	ADJ.	CONF.	ADJ CONF.
Average RPI	Loss:	167	RECORD	PCT. RANK	GAMES	SCHEDULE	OF SCHEDULE	RPI	RPI	RPI	RPI
DIV. I ONLY		2- 3		207	0- 1	189	281	266	266	11	11
DIV. I NON-CONF.		2- 3		207	0- 1	189	281	266	266	11	11
<hr/>											
TOTALS	RPI 1-25		RPI 26-50		W-L RECORDS	RPI 51-100		RPI 101-150		RPI 150+	
2- 3	0- 0		0- 0		OVERALL	0- 0		1- 2		1- 1	
1- 2	0- 0		0- 0		HOME	0- 0		0- 1		1- 1	
0- 0	0- 0		0- 0		AWAY	0- 0		0- 0		0- 0	
1- 1	0- 0		0- 0		NEUTRAL	0- 0		1- 1		0- 0	
2- 3	0- 0		0- 0		NON-CONFERENCE	0- 0		1- 2		1- 1	
1- 2	0- 0		0- 0		HOME	0- 0		0- 1		1- 1	
0- 0	0- 0		0- 0		AWAY	0- 0		0- 0		0- 0	
1- 1	0- 0		0- 0		NEUTRAL	0- 0		1- 1		0- 0	
0- 0	0- 0		0- 0		CONFERENCE	0- 0		0- 0		0- 0	
0- 0	0- 0		0- 0		HOME	0- 0		0- 0		0- 0	
0- 0	0- 0		0- 0		AWAY	0- 0		0- 0		0- 0	
0- 0	0- 0		0- 0		NEUTRAL	0- 0		0- 0		0- 0	

RPI 1-25				RPI 26-50				RPI 51-100				RPI 101+ Team's RPI: 266			
RPI	S	Opponent	Score	RPI	S	Opponent	Score	RPI	S	Opponent	Score	RPI	S	Opponent	Score
												115	H	UC Davi s	60 109
												139	N	Illi noi s	109 107
												140	N	Pepperdi ne	97 113
												245	H	San Franci sco	75 86
												312	H	Cal Poly	88 85
<hr/>															
LAST 12 Division I GAMES:															
				115	H	UC Davi s	60 109	139	N	Illi noi s	109 107				
				245	H	San Franci sco	75 86	140	N	Pepperdi ne	97 113				
								312	H	Cal Poly	88 85				

Non-Div I Games: Antelope Valley 86 80

Sacramento St.

Average RPI Win:	270	WON-LOST	WINNING	LAST 10	STRENGTH OF	OPP. STRENGTH	TEAM	ADJ.	CONF.	ADJ CONF.
Average RPI Loss:	158	RECORD	PCT. RANK	GAMES	SCHEDULE	OF SCHEDULE	RPI	RPI	RPI	RPI
DIV. I ONLY	3- 5	217	0- 1	154	269	212	212	31	31	
DIV. I NON-CONF.	3- 5	217	0- 1	154	269	212	212	31	31	

TOTALS	RPI 1-25	RPI 26-50	W-L RECORDS	RPI 51-100	RPI 101-150	RPI 150+				
3- 5	0- 0	0- 0	OVERALL	0- 0	0- 2	3- 3				
1- 2	0- 0	0- 0	HOME	0- 0	0- 1	1- 1				
2- 3	0- 0	0- 0	AWAY	0- 0	0- 1	2- 2				
0- 0	0- 0	0- 0	NEUTRAL	0- 0	0- 0	0- 0				
3- 5	0- 0	0- 0	NON-CONFERENCE	0- 0	0- 2	3- 3				
1- 2	0- 0	0- 0	HOME	0- 0	0- 1	1- 1				
2- 3	0- 0	0- 0	AWAY	0- 0	0- 1	2- 2				
0- 0	0- 0	0- 0	NEUTRAL	0- 0	0- 0	0- 0				
0- 0	0- 0	0- 0	CONFERENCE	0- 0	0- 0	0- 0				
0- 0	0- 0	0- 0	HOME	0- 0	0- 0	0- 0				
0- 0	0- 0	0- 0	AWAY	0- 0	0- 0	0- 0				
0- 0	0- 0	0- 0	NEUTRAL	0- 0	0- 0	0- 0				

RPI 1-25				RPI 26-50				RPI 51-100				RPI 101+				Team's RPI: 212
RPI	S	Opponent	Score	RPI	S	Opponent	Score	RPI	S	Opponent	Score	RPI	S	Opponent	Score	
												109	H	Stony Brook	58	73
												133	A	Providence	52	62
												151	A	Lehigh	66	70
												180	A	Massachusetts	61	78
												215	H	Monmouth	50	55
												254	A	Hofstra	70	64
												263	A	New Hampshire	71	60
												293	H	Siena	72	50
												293	H	Siena	72	50

LAST 12 Division I GAMES:																
				215	H	Monmouth	50	55	151	A	Lehigh	66	70			
				133	A	Providence	52	62	109	H	Stony Brook	58	73			
				263	A	New Hampshire	71	60	254	A	Hofstra	70	64			
				293	H	Siena	72	50								
				180	A	Massachusetts	61	78								

Non-Div I Games:

Sacred Heart

Average RPI Win: 351
Average RPI Loss: 115

WON-LOST
RECORD

WINNING
PCT. RANK

LAST 10
GAMES

STRENGTH OF
SCHEDULE

OPP. STRENGTH
OF SCHEDULE

TEAM
RPI

ADJ.
RPI

CONF.
RPI

ADJ CONF.
RPI

DIV. I ONLY
DIV. I NON-CONF.

1- 6
1- 6

299
299

0- 1
0- 1

120
120

256
256

250
250

250
250

31
31

31
31

TOTALS

RPI 1-25

RPI 26-50

W-L RECORDS

RPI 51-100

RPI 101-150

RPI 150+

1- 6 0- 1
0- 2 0- 0
1- 4 0- 1
0- 0 0- 0

0- 1
0- 1
0- 0
0- 0

OVERALL
HOME
AWAY
NEUTRAL

0- 0
0- 0
0- 0
0- 0

0- 3
0- 1
0- 2
0- 0

1- 1
0- 0
1- 1
0- 0

1- 6 0- 1
0- 2 0- 0
1- 4 0- 1
0- 0 0- 0

0- 1
0- 1
0- 0
0- 0

NON-CONFERENCE
HOME
AWAY
NEUTRAL

0- 0
0- 0
0- 0
0- 0

0- 3
0- 1
0- 2
0- 0

1- 1
0- 0
1- 1
0- 0

0- 0 0- 0
0- 0 0- 0
0- 0 0- 0
0- 0 0- 0

0- 0
0- 0
0- 0
0- 0

CONFERENCE
HOME
AWAY
NEUTRAL

0- 0
0- 0
0- 0
0- 0

0- 0
0- 0
0- 0
0- 0

0- 0
0- 0
0- 0
0- 0

RPI 1-25

RPI S Opponent Score
13 A Baylor 58 116

RPI 26-50

RPI S Opponent Score
39 H Duquesne 73 93

RPI 51-100

RPI S Opponent Score

RPI 101+

Team's RPI: 250

RPI S Opponent Score
102 A Rutgers 52 96
103 H FGCU 69 83
144 A Youngstown St. 56 80
291 A Liberty 53 82
351 A Longwood 91 88

LAST 12 Division I GAMES:

144 A Youngstown St. 56 80

103 H FGCU 69 83
351 A Longwood 91 88
39 H Duquesne 73 93
291 A Liberty 53 82
13 A Baylor 58 116
102 A Rutgers 52 96

S
a
i
n
t
F
r
a
n
c
i
s
(
P
A
)

S
a
i
n
t
F
r
a
n
c
i
s
(
P
A
)

Non-Div I Games:

Seton Hill

86 74

Saint Francis (PA)

Loss, Non-Conf, S Site, H Home A Away N Neutral

Average RPI Win:	301	WON-LOST	WINNING	LAST 10	STRENGTH OF	OPP. STRENGTH	TEAM	ADJ.	CONF.	ADJ CONF.
Average RPI Loss:	146	RECORD	PCT. RANK	GAMES	SCHEDULE	OF SCHEDULE	RPI	RPI	RPI	RPI
DIV. I ONLY	3- 7	255	1- 0	222	258	308	308	16	16	
DIV. I NON-CONF.	3- 7	255	1- 0	222	258	308	308	16	16	

TOTALS	RPI 1-25	RPI 26-50	W-L RECORDS	RPI 51-100	RPI 101-150	RPI 150+				
3- 7	0- 0	0- 2	OVERALL	0- 0	0- 2	3- 3				
3- 5	0- 0	0- 2	HOME	0- 0	0- 0	3- 3				
0- 2	0- 0	0- 0	AWAY	0- 0	0- 2	0- 0				
0- 0	0- 0	0- 0	NEUTRAL	0- 0	0- 0	0- 0				
3- 7	0- 0	0- 2	NON-CONFERENCE	0- 0	0- 2	3- 3				
3- 5	0- 0	0- 2	HOME	0- 0	0- 0	3- 3				
0- 2	0- 0	0- 0	AWAY	0- 0	0- 2	0- 0				
0- 0	0- 0	0- 0	NEUTRAL	0- 0	0- 0	0- 0				
0- 0	0- 0	0- 0	CONFERENCE	0- 0	0- 0	0- 0				
0- 0	0- 0	0- 0	HOME	0- 0	0- 0	0- 0				
0- 0	0- 0	0- 0	AWAY	0- 0	0- 0	0- 0				
0- 0	0- 0	0- 0	NEUTRAL	0- 0	0- 0	0- 0				

RPI 1-25				RPI 26-50				RPI 51-100				RPI 101+ Team's RPI: 308			
RPI	S	Opponent	Score	RPI	S	Opponent	Score	RPI	S	Opponent	Score	RPI	S	Opponent	Score
				45	H	Auburn	70 81					126	A	Penn	45 65
				46	H	Villanova	35 47					149	A	Drexel	34 51
												191	H	Towson	52 73
												218	H	Temple	52 58
												247	H	Rider	54 56
												281	H	Columbia	68 61
												310	H	Niagara	68 54
												313	H	Loyola Maryland	49 46
LAST 12 Division I GAMES:															
313	H	Loyola Maryland	49 46	310	H	Niagara	68 54	126	A	Penn	45 65				
191	H	Towson	52 73	149	A	Drexel	34 51	218	H	Temple	52 58				
45	H	Auburn	70 81												
46	H	Villanova	35 47												
281	H	Columbia	68 61												
247	H	Rider	54 56												

Non-Div I Games:

Saint Joseph's

Average RPI Win:	196	WON-LOST	WINNING	LAST 10	STRENGTH OF	OPP. STRENGTH	TEAM	ADJ.	CONF.	ADJ CONF.
Average RPI Loss:	102	RECORD	PCT. RANK	GAMES	SCHEDULE	OF SCHEDULE	RPI	RPI	RPI	RPI
DIV. I ONLY	4- 6	207	0- 1	138	62	195	195	16	16	
DIV. I NON-CONF.	4- 6	207	0- 1	138	62	195	195	16	16	

TOTALS	RPI 1-25	RPI 26-50	W-L RECORDS	RPI 51-100	RPI 101-150	RPI 150+				
4- 6	0- 1	0- 0	OVERALL	0- 2	1- 2	3- 1				
2- 4	0- 1	0- 0	HOME	0- 1	0- 1	2- 1				
2- 1	0- 0	0- 0	AWAY	0- 0	1- 1	1- 0				
0- 1	0- 0	0- 0	NEUTRAL	0- 1	0- 0	0- 0				
4- 6	0- 1	0- 0	NON-CONFERENCE	0- 2	1- 2	3- 1				
2- 4	0- 1	0- 0	HOME	0- 1	0- 1	2- 1				
2- 1	0- 0	0- 0	AWAY	0- 0	1- 1	1- 0				
0- 1	0- 0	0- 0	NEUTRAL	0- 1	0- 0	0- 0				
0- 0	0- 0	0- 0	CONFERENCE	0- 0	0- 0	0- 0				
0- 0	0- 0	0- 0	HOME	0- 0	0- 0	0- 0				
0- 0	0- 0	0- 0	AWAY	0- 0	0- 0	0- 0				
0- 0	0- 0	0- 0	NEUTRAL	0- 0	0- 0	0- 0				

RPI 1-25				RPI 26-50				RPI 51-100				RPI 101+ Team's RPI: 195			
RPI	S	Opponent	Score	RPI	S	Opponent	Score	RPI	S	Opponent	Score	RPI	S	Opponent	Score
2	H	UConn	42 98					75	H	Missouri	62 74	121	A	Tulsa	75 86
								96	N	Chattanooga	61 71	125	H	Indiana St.	56 60
												150	A	Virginia	67 65
												157	H	Southern Ill.	62 58
												190	H	Cincinnati	50 51
												214	H	SIUE	63 56
												262	A	Eastern Ky.	70 43

LAST 12 Division I GAMES:															
214	H	SIUE	63 56	75	H	Missouri	62 74	2	H	UConn	42 98	125	H	Indiana St.	56 60
157	H	Southern Ill.	62 58									262	A	Eastern Ky.	70 43
150	A	Virginia	67 65												
96	N	Chattanooga	61 71												
121	A	Tulsa	75 86												
190	H	Cincinnati	50 51												

Non-Div I Games:

Saint Louis

Average RPI	Win:	206	WON-LOST	WINNING	LAST 10	STRENGTH OF	OPP. STRENGTH	TEAM	ADJ.	CONF.	ADJ CONF.
Average RPI	Loss:	23	RECORD	PCT. RANK	GAMES	SCHEDULE	OF SCHEDULE	RPI	RPI	RPI	RPI
DIV. I ONLY		5- 3		112	0- 1	42	77	40	40	7	7
DIV. I NON-CONF.		5- 3		112	0- 1	42	77	40	40	7	7

TOTALS	RPI 1-25		RPI 26-50		W-L RECORDS	RPI 51-100		RPI 101-150		RPI 150+	
5- 3	0- 2		1- 0		OVERALL	0- 1		0- 0		4- 0	
2- 2	0- 2		1- 0		HOME	0- 0		0- 0		1- 0	
3- 1	0- 0		0- 0		AWAY	0- 1		0- 0		3- 0	
0- 0	0- 0		0- 0		NEUTRAL	0- 0		0- 0		0- 0	
5- 3	0- 2		1- 0		NON-CONFERENCE	0- 1		0- 0		4- 0	
2- 2	0- 2		1- 0		HOME	0- 0		0- 0		1- 0	
3- 1	0- 0		0- 0		AWAY	0- 1		0- 0		3- 0	
0- 0	0- 0		0- 0		NEUTRAL	0- 0		0- 0		0- 0	
0- 0	0- 0		0- 0		CONFERENCE	0- 0		0- 0		0- 0	
0- 0	0- 0		0- 0		HOME	0- 0		0- 0		0- 0	
0- 0	0- 0		0- 0		AWAY	0- 0		0- 0		0- 0	
0- 0	0- 0		0- 0		NEUTRAL	0- 0		0- 0		0- 0	

RPI 1-25				RPI 26-50				Team's RPI: 40				RPI 51-100				RPI 101+			
RPI	S	Opponent	Score	RPI	S	Opponent	Score	RPI	S	Opponent	Score	RPI	S	Opponent	Score	RPI	S	Opponent	Score
3	H	Cal i forni a	78 81	48	H	Wyomi ng	90 84	59	A	Oregon St.	56 89	183	A	Washi ngton St.	70 64				
6	H	Oregon	55 79									184	H	Mil waukee	73 71				
												302	A	UC Santa Barbara	80 55				
												312	A	Cal Poly	69 51				
LAST 12 Division I GAMES:																			
184	H	Mil waukee	73 71	3	H	Cal i forni a	78 81	312	A	Cal Poly	69 51								
59	A	Oregon St.	56 89	6	H	Oregon	55 79	302	A	UC Santa Barbara	80 55								
183	A	Washi ngton St.	70 64																
48	H	Wyomi ng	90 84																

Non-Div I Games:

Saint Mary's (CA)

Average RPI Win:	337	WON-LOST	WINNING	LAST 10	STRENGTH OF	OPP. STRENGTH	TEAM	ADJ.	CONF.	ADJ CONF.
Average RPI Loss:	185	RECORD	PCT. RANK	GAMES	SCHEDULE	OF SCHEDULE	RPI	RPI	RPI	RPI
DIV. I ONLY	4- 6	207	0- 1	269	349	280	280	28	28	
DIV. I NON-CONF.	4- 6	207	0- 1	269	349	280	280	28	28	

TOTALS	RPI 1-25	RPI 26-50	W-L RECORDS	RPI 51-100	RPI 101-150	RPI 150+				
4- 6	0- 0	0- 0	OVERALL	0- 0	0- 3	4- 3				
3- 1	0- 0	0- 0	HOME	0- 0	0- 0	3- 1				
1- 5	0- 0	0- 0	AWAY	0- 0	0- 3	1- 2				
0- 0	0- 0	0- 0	NEUTRAL	0- 0	0- 0	0- 0				
4- 6	0- 0	0- 0	NON-CONFERENCE	0- 0	0- 3	4- 3				
3- 1	0- 0	0- 0	HOME	0- 0	0- 0	3- 1				
1- 5	0- 0	0- 0	AWAY	0- 0	0- 3	1- 2				
0- 0	0- 0	0- 0	NEUTRAL	0- 0	0- 0	0- 0				
0- 0	0- 0	0- 0	CONFERENCE	0- 0	0- 0	0- 0				
0- 0	0- 0	0- 0	HOME	0- 0	0- 0	0- 0				
0- 0	0- 0	0- 0	AWAY	0- 0	0- 0	0- 0				
0- 0	0- 0	0- 0	NEUTRAL	0- 0	0- 0	0- 0				

RPI 1-25				RPI 26-50				RPI 51-100				RPI 101+				Team's RPI: 280
RPI	S	Opponent	Score	RPI	S	Opponent	Score	RPI	S	Opponent	Score	RPI	S	Opponent	Score	
												110	A	Seton Hall	47	90
												127	A	Boston College	57	89
												129	A	Yale	56	72
												201	H	Cal St. Fullerton	45	69
												228	A	St. Francis Brooklyn	70	74
												315	A	UMass Lowell	57	59
												322	A	Lafayette	62	60
												336	H	Wagner	69	57
												341	H	NJIT	70	57
												350	H	LIU Brooklyn	86	59

LAST 12 Division I GAMES:																
				228	A	St. Francis Brooklyn	70	74	129	A	Yale	56	72			
				201	H	Cal St. Fullerton	45	69	110	A	Seton Hall	47	90			
				315	A	UMass Lowell	57	59	336	H	Wagner	69	57			
				341	H	NJIT	70	57	322	A	Lafayette	62	60			
									350	H	LIU Brooklyn	86	59			
									127	A	Boston College	57	89			

Non-Div I Games:

Saint Peter's

Average RPI Win:	301	WON-LOST	WINNING	LAST 10	STRENGTH OF	OPP. STRENGTH	TEAM	ADJ.	CONF.	ADJ CONF.
Average RPI Loss:	167	RECORD	PCT. RANK	GAMES	SCHEDULE	OF SCHEDULE	RPI	RPI	RPI	RPI
DIV. I ONLY	2- 3	207	1- 0	66	343	130	130	22	22	
DIV. I NON-CONF.	2- 3	207	1- 0	66	343	130	130	22	22	

TOTALS	RPI 1-25	RPI 26-50	W-L RECORDS	RPI 51-100	RPI 101-150	RPI 150+				
2- 3	0- 0	0- 0	OVERALL	0- 1	0- 0	2- 2				
0- 0	0- 0	0- 0	HOME	0- 0	0- 0	0- 0				
2- 2	0- 0	0- 0	AWAY	0- 1	0- 0	2- 1				
0- 1	0- 0	0- 0	NEUTRAL	0- 0	0- 0	0- 1				
2- 3	0- 0	0- 0	NON-CONFERENCE	0- 1	0- 0	2- 2				
0- 0	0- 0	0- 0	HOME	0- 0	0- 0	0- 0				
2- 2	0- 0	0- 0	AWAY	0- 1	0- 0	2- 1				
0- 1	0- 0	0- 0	NEUTRAL	0- 0	0- 0	0- 1				
0- 0	0- 0	0- 0	CONFERENCE	0- 0	0- 0	0- 0				
0- 0	0- 0	0- 0	HOME	0- 0	0- 0	0- 0				
0- 0	0- 0	0- 0	AWAY	0- 0	0- 0	0- 0				
0- 0	0- 0	0- 0	NEUTRAL	0- 0	0- 0	0- 0				

RPI 1-25				RPI 26-50				RPI 51-100				RPI 101+ Team's RPI: 130					
RPI	S	Opponent	Score	RPI	S	Opponent	Score	RPI	S	Opponent	Score	RPI	S	Opponent	Score		
								70	A	LSU	52	66	200	N	Troy	79	84
													231	A	Wichita St.	55	63
													267	A	Southern Miss.	65	61
													335	A	Louisiana	68	62
LAST 12 Division I GAMES:																	
				335	A	Louisiana	68	62	70	A	LSU	52	66				
				267	A	Southern Miss.	65	61									
				200	N	Troy	79	84									
				231	A	Wichita St.	55	63									

Non-Div I Games: UNKNOWN 94 46 Wiley 101 63 Jarvis Christian 100 55

Sam Houston St.

Average RPI Win: **284**
 Average RPI Loss: **178**

WON-LOST
RECORD

WINNING
PCT. RANK

LAST 10
GAMES

STRENGTH OF
SCHEDULE

OPP. STRENGTH
OF SCHEDULE

TEAM
RPI

ADJ.
RPI

CONF.
RPI

ADJ CONF.
RPI

DIV. I ONLY	2- 7	274	0- 1	183	282	265	265	26	26
DIV. I NON-CONF.	2- 7	274	0- 1	183	282	265	265	26	26
<hr/>									
TOTALS	RPI 1-25	RPI 26-50	W-L RECORDS	RPI 51-100	RPI 101-150	RPI 150+			
2- 7	0- 0	0- 0	OVERALL	0- 2	0- 0	2- 5			
1- 1	0- 0	0- 0	HOME	0- 0	0- 0	1- 1			
1- 6	0- 0	0- 0	AWAY	0- 2	0- 0	1- 4			
0- 0	0- 0	0- 0	NEUTRAL	0- 0	0- 0	0- 0			
2- 7	0- 0	0- 0	NON-CONFERENCE	0- 2	0- 0	2- 5			
1- 1	0- 0	0- 0	HOME	0- 0	0- 0	1- 1			
1- 6	0- 0	0- 0	AWAY	0- 2	0- 0	1- 4			
0- 0	0- 0	0- 0	NEUTRAL	0- 0	0- 0	0- 0			
0- 0	0- 0	0- 0	CONFERENCE	0- 0	0- 0	0- 0			
0- 0	0- 0	0- 0	HOME	0- 0	0- 0	0- 0			
0- 0	0- 0	0- 0	AWAY	0- 0	0- 0	0- 0			
0- 0	0- 0	0- 0	NEUTRAL	0- 0	0- 0	0- 0			

RPI 1-25				RPI 26-50				RPI 51-100				RPI 101+ Team's RPI: 265					
RPI	S	Opponent	Score	RPI	S	Opponent	Score	RPI	S	Opponent	Score	RPI	S	Opponent	Score		
								63	A	UT Martin	68	89	169	H	UAB	41	66
								98	A	Oklahoma St.	62	82	182	A	Hampton	57	64
													200	A	Troy	52	72
													244	A	Alabama St.	60	51
													267	A	Southern Miss.	40	76
													270	A	Memphis	48	53
													324	H	Presbyterian	75	54
LAST 12 Division I GAMES:																	
				267	A	Southern Miss.	40	76	270	A	Memphis	48	53				
				244	A	Alabama St.	60	51	169	H	UAB	41	66				
				200	A	Troy	52	72	324	H	Presbyterian	75	54				
				63	A	UT Martin	68	89	182	A	Hampton	57	64				
									98	A	Oklahoma St.	62	82				

Non-Div I Games:

Rhodes

71 54

Samford

Average RPI Win:

246

Average RPI Loss:

85

WON-LOST
RECORD

5- 3

WINNING
PCT. RANK

112

LAST 10
GAMES

0- 0

STRENGTH OF
SCHEDULE

168

OPP. STRENGTH
OF SCHEDULE

93

TEAM
RPI

134

ADJ.
RPI

134

CONF.
RPI

7

ADJ CONF.
RPI

7

DIV. I ONLY
DIV. I NON-CONF.

5- 3

112

0- 0

168

93

134

134

7

7

TOTALS

RPI 1-25

RPI 26-50

W-L RECORDS

RPI 51-100

RPI 101-150

RPI 150+

5- 3

0- 1

0- 1

OVERALL

0- 0

0- 0

5- 1

4- 1

0- 1

0- 0

HOME

0- 0

0- 0

4- 0

1- 2

0- 0

0- 1

AWAY

0- 0

0- 0

1- 1

0- 0

0- 0

0- 0

NEUTRAL

0- 0

0- 0

0- 0

5- 3

0- 1

0- 1

NON-CONFERENCE

0- 0

0- 0

5- 1

4- 1

0- 1

0- 0

HOME

0- 0

0- 0

4- 0

1- 2

0- 0

0- 1

AWAY

0- 0

0- 0

1- 1

0- 0

0- 0

0- 0

NEUTRAL

0- 0

0- 0

0- 0

0- 0

0- 0

0- 0

CONFERENCE

0- 0

0- 0

0- 0

0- 0

0- 0

0- 0

HOME

0- 0

0- 0

0- 0

0- 0

0- 0

0- 0

AWAY

0- 0

0- 0

0- 0

0- 0

0- 0

0- 0

NEUTRAL

0- 0

0- 0

0- 0

RPI 1-25

RPI 26-50

RPI 51-100

RPI 101+

Team's RPI: 134

RPI	S	Opponent	Score
3	H	Cal i forni a	53 70

RPI	S	Opponent	Score
26	A	Mi nnesota	48 53

RPI	S	Opponent	Score
-----	---	----------	-------

RPI	S	Opponent	Score
158	H	San Diego St.	72 71
227	A	Southern Utah	59 69
241	H	Dartmouth	78 76
276	H	Hawai i	58 50
277	A	Long Beach St.	60 56
278	H	Cleveland St.	83 82

LAST 12 Division I GAMES:

277	A	Long Beach St.	60 56
241	H	Dartmouth	78 76

158	H	San Diego St.	72 71
3	H	Cal i forni a	53 70
278	H	Cleveland St.	83 82
26	A	Mi nnesota	48 53
276	H	Hawai i	58 50
227	A	Southern Utah	59 69

Non-Div I Games: Cal St. San B'dino 76 58

San Diego

Average RPI Win: 251

Average RPI Loss: 107

WON-LOST
RECORDWINNING
PCT. RANKLAST 10
GAMESSTRENGTH OF
SCHEDULEOPP. STRENGTH
OF SCHEDULETEAM
RPIADJ.
RPICONF.
RPIADJ CONF.
RPIDIV. I ONLY
DIV. I NON-CONF.5- 5
5- 5161
1610- 1
0- 1132
132218
218158
158158
1589
99
9

TOTALS

RPI 1-25

RPI 26-50

W-L RECORDS

RPI 51-100

RPI 101-150

RPI 150+

5- 5
3- 2
2- 3
0- 00- 0
0- 0
0- 0
0- 00- 1
0- 1
0- 0
0- 0OVERALL
HOME
AWAY
NEUTRAL0- 1
0- 1
0- 0
0- 00- 3
0- 0
0- 3
0- 05- 0
3- 0
2- 0
0- 05- 5
3- 2
2- 3
0- 00- 0
0- 0
0- 0
0- 00- 1
0- 1
0- 0
0- 0NON-CONFERENCE
HOME
AWAY
NEUTRAL0- 1
0- 1
0- 0
0- 00- 3
0- 0
0- 3
0- 05- 0
3- 0
2- 0
0- 00- 0
0- 0
0- 0
0- 00- 0
0- 0
0- 0
0- 00- 0
0- 0
0- 0
0- 0CONFERENCE
HOME
AWAY
NEUTRAL0- 0
0- 0
0- 0
0- 00- 0
0- 0
0- 0
0- 00- 0
0- 0
0- 0
0- 0

RPI 1-25

RPI S Opponent Score

RPI 26-50

RPI S Opponent Score
50 H TCU 64 81

RPI 51-100

RPI S Opponent Score
77 H Arizona 60 69

RPI 101+

Team's RPI: 158

RPI	S	Opponent	Score
134	A	San Diego	71 72
135	A	CSUN	74 77
141	A	Santa Clara	43 60
201	A	Cal St. Fullerton	83 72
204	A	UC Irvine	78 70
276	H	Hawaii	58 57
283	H	Incarnate Word	81 38
289	H	Cal i forn i a Bapt i st	83 67

LAST 12 Div i s i o n I GAMES:

135	A	CSUN	74 77	283	H	Incarnate Word	81 38
204	A	UC Irvine	78 70	201	A	Cal St. Fullerton	83 72
77	H	Arizona	60 69	141	A	Santa Clara	43 60
134	A	San Diego	71 72	276	H	Hawaii	58 57
50	H	TCU	64 81				
289	H	Cal i forn i a Bapt i st	83 67				

Non-Div I Games:

San Diego St.

Average RPI	Win:	269	WON-LOST	WINNING	LAST 10	STRENGTH OF	OPP. STRENGTH	TEAM	ADJ.	CONF.	ADJ CONF.
Average RPI	Loss:	128	RECORD	PCT. RANK	GAMES	SCHEDULE	OF SCHEDULE	RPI	RPI	RPI	RPI
DIV. I ONLY		3- 5		217	1- 0	259	118	245	245	7	7
DIV. I NON-CONF.		3- 5		217	1- 0	259	118	245	245	7	7

TOTALS	RPI 1-25		RPI 26-50		W-L RECORDS	RPI 51-100		RPI 101-150		RPI 150+	
3- 5	0- 1		0- 1		OVERALL	0- 0		0- 0		3- 3	
1- 2	0- 0		0- 1		HOME	0- 0		0- 0		1- 1	
1- 3	0- 1		0- 0		AWAY	0- 0		0- 0		1- 2	
1- 0	0- 0		0- 0		NEUTRAL	0- 0		0- 0		1- 0	
3- 5	0- 1		0- 1		NON-CONFERENCE	0- 0		0- 0		3- 3	
1- 2	0- 0		0- 1		HOME	0- 0		0- 0		1- 1	
1- 3	0- 1		0- 0		AWAY	0- 0		0- 0		1- 2	
1- 0	0- 0		0- 0		NEUTRAL	0- 0		0- 0		1- 0	
0- 0	0- 0		0- 0		CONFERENCE	0- 0		0- 0		0- 0	
0- 0	0- 0		0- 0		HOME	0- 0		0- 0		0- 0	
0- 0	0- 0		0- 0		AWAY	0- 0		0- 0		0- 0	
0- 0	0- 0		0- 0		NEUTRAL	0- 0		0- 0		0- 0	

RPI 1-25				RPI 26-50				RPI 51-100				RPI 101+ Team's RPI: 245			
RPI	S	Opponent	Score	RPI	S	Opponent	Score	RPI	S	Opponent	Score	RPI	S	Opponent	Score
19	A	Stanford	62 96	37	H	Northern Colo.	63 68					183	A	Washington St.	61 91
												196	H	UT Arlington	73 80
												203	A	Idaho	63 70
												230	H	San Jose St.	85 63
												266	A	Sacramento St.	86 75
												312	N	Cal Poly	65 62

LAST 12 Division I GAMES:															
183	A	Washington St.	61 91	266	A	Sacramento St.	86 75								
196	H	UT Arlington	73 80	203	A	Idaho	63 70								
37	H	Northern Colo.	63 68												
312	N	Cal Poly	65 62												
19	A	Stanford	62 96												
230	H	San Jose St.	85 63												

Non-Div I Games:

San Francisco

Average RPI	Win:	272	WON-LOST	WINNING	LAST 10	STRENGTH OF	OPP. STRENGTH	TEAM	ADJ.	CONF.	ADJ CONF.
Average RPI	Loss:	129	RECORD	PCT. RANK	GAMES	SCHEDULE	OF SCHEDULE	RPI	RPI	RPI	RPI
DIV. I ONLY		1- 6		299	0- 1	28	316	230	230	9	9
DIV. I NON-CONF.		1- 6		299	0- 1	28	316	230	230	9	9

TOTALS	RPI 1-25		RPI 26-50		W-L RECORDS	RPI 51-100		RPI 101-150		RPI 150+	
1- 6	0- 1		0- 0		OVERALL	0- 2		0- 1		1- 2	
1- 2	0- 0		0- 0		HOME	0- 1		0- 0		1- 1	
0- 4	0- 1		0- 0		AWAY	0- 1		0- 1		0- 1	
0- 0	0- 0		0- 0		NEUTRAL	0- 0		0- 0		0- 0	
1- 6	0- 1		0- 0		NON-CONFERENCE	0- 2		0- 1		1- 2	
1- 2	0- 0		0- 0		HOME	0- 1		0- 0		1- 1	
0- 4	0- 1		0- 0		AWAY	0- 1		0- 1		0- 1	
0- 0	0- 0		0- 0		NEUTRAL	0- 0		0- 0		0- 0	
0- 0	0- 0		0- 0		CONFERENCE	0- 0		0- 0		0- 0	
0- 0	0- 0		0- 0		HOME	0- 0		0- 0		0- 0	
0- 0	0- 0		0- 0		AWAY	0- 0		0- 0		0- 0	
0- 0	0- 0		0- 0		NEUTRAL	0- 0		0- 0		0- 0	

RPI 1-25				RPI 26-50				RPI 51-100				RPI 101+ Team's RPI: 230			
RPI	S	Opponent	Score	RPI	S	Opponent	Score	RPI	S	Opponent	Score	RPI	S	Opponent	Score
23	A	Col orado	64 76					85	H	Paci fi c	67 91	123	A	Nebraska	63 96
								91	A	Portland St.	51 80	204	H	UC I rvi ne	66 74
												245	A	San Franci sco	63 85
												272	H	CSU Bakersfi el d	82 72

LAST 12 Division I GAMES:															
245	A	San Franci sco	63 85	123	A	Nebraska	63 96	23	A	Col orado	64 76	204	H	UC I rvi ne	66 74
				85	H	Paci fi c	67 91	272	H	CSU Bakersfi el d	82 72	91	A	Portland St.	51 80

Non-Div I Games: San Fran. St. 66 73

San Jose St.

Average RPI	Win: 205	WON-LOST	WINNING	LAST 10	STRENGTH OF	OPP. STRENGTH	TEAM	ADJ.	CONF.	ADJ CONF.
Average RPI	Loss: 98	RECORD	PCT. RANK	GAMES	SCHEDULE	OF SCHEDULE	RPI	RPI	RPI	RPI
DIV. I ONLY	4- 4	161	0- 1	109	169	141	141	7	7	
DIV. I NON-CONF.	4- 4	161	0- 1	109	169	141	141	7	7	

TOTALS	RPI 1-25	RPI 26-50	W-L RECORDS	RPI 51-100	RPI 101-150	RPI 150+				
4- 4	0- 0	0- 0	OVERALL	0- 2	0- 2	4- 0				
3- 1	0- 0	0- 0	HOME	0- 0	0- 1	3- 0				
1- 3	0- 0	0- 0	AWAY	0- 2	0- 1	1- 0				
0- 0	0- 0	0- 0	NEUTRAL	0- 0	0- 0	0- 0				
4- 4	0- 0	0- 0	NON-CONFERENCE	0- 2	0- 2	4- 0				
3- 1	0- 0	0- 0	HOME	0- 0	0- 1	3- 0				
1- 3	0- 0	0- 0	AWAY	0- 2	0- 1	1- 0				
0- 0	0- 0	0- 0	NEUTRAL	0- 0	0- 0	0- 0				
0- 0	0- 0	0- 0	CONFERENCE	0- 0	0- 0	0- 0				
0- 0	0- 0	0- 0	HOME	0- 0	0- 0	0- 0				
0- 0	0- 0	0- 0	AWAY	0- 0	0- 0	0- 0				
0- 0	0- 0	0- 0	NEUTRAL	0- 0	0- 0	0- 0				

RPI 1-25				RPI 26-50				RPI 51-100				RPI 101+				Team's RPI: 141
RPI	S	Opponent	Score	RPI	S	Opponent	Score	RPI	S	Opponent	Score	RPI	S	Opponent	Score	
								59	A	Oregon St.	31 82	118	A	Fresno St.	53 80	
								80	A	Southern Cal i forn i a	46 77	135	H	CSUN	38 53	
												158	H	San Diego St.	60 43	
												201	A	Cal St. Fullerton	64 60	
												216	H	Nevada	56 48	
												246	H	Missouri St.	77 73	

LAST 12 Divisi on I GAMES:																
118	A	Fresno St.	53 80	80	A	Southern Cal i forn i a	46 77	158	H	San Diego St.	60 43					
59	A	Oregon St.	31 82					216	H	Nevada	56 48					
135	H	CSUN	38 53													
246	H	Missouri St.	77 73													
201	A	Cal St. Fullerton	64 60													

Non-Div I Games: Sonoma St. 98 38

Santa Clara

Average RPI Win:	0	WON-LOST	WINNING	LAST 10	STRENGTH OF	OPP. STRENGTH	TEAM	ADJ.	CONF.	ADJ CONF.
Average RPI Loss:	192	RECORD	PCT. RANK	GAMES	SCHEDULE	OF SCHEDULE	RPI	RPI	RPI	RPI

DIV. I ONLY	0- 5	328	0- 1	329	128	346	346	32	32
DIV. I NON-CONF.	0- 5	328	0- 1	329	128	346	346	32	32

TOTALS	RPI 1-25	RPI 26-50	W-L RECORDS	RPI 51-100	RPI 101-150	RPI 150+			
0- 5	0- 0	0- 1	OVERALL	0- 0	0- 0	0- 4			
0- 3	0- 0	0- 0	HOME	0- 0	0- 0	0- 3			
0- 2	0- 0	0- 1	AWAY	0- 0	0- 0	0- 1			
0- 0	0- 0	0- 0	NEUTRAL	0- 0	0- 0	0- 0			
0- 5	0- 0	0- 1	NON-CONFERENCE	0- 0	0- 0	0- 4			
0- 3	0- 0	0- 0	HOME	0- 0	0- 0	0- 3			
0- 2	0- 0	0- 1	AWAY	0- 0	0- 0	0- 1			
0- 0	0- 0	0- 0	NEUTRAL	0- 0	0- 0	0- 0			
0- 0	0- 0	0- 0	CONFERENCE	0- 0	0- 0	0- 0			
0- 0	0- 0	0- 0	HOME	0- 0	0- 0	0- 0			
0- 0	0- 0	0- 0	AWAY	0- 0	0- 0	0- 0			
0- 0	0- 0	0- 0	NEUTRAL	0- 0	0- 0	0- 0			

RPI 1-25				RPI 26-50				RPI 51-100				RPI 101+ Team's RPI: 346			
RPI	S	Opponent	Score	RPI	S	Opponent	Score	RPI	S	Opponent	Score	RPI	S	Opponent	Score
				34	A	DePaul	61 124					211	H	Texas Southern	41 65
												232	A	Ole Miss	51 74
												238	H	Jacksonville	58 68
												243	H	Ga. Southern	71 82
LAST 12 Division I GAMES:															
				238	H	Jacksonville	58 68					232	A	Ole Miss	51 74
				243	H	Ga. Southern	71 82					211	H	Texas Southern	41 65
												34	A	DePaul	61 124

Non-Div I Games: Carver 101 49 Wesleyan (GA) 155 26

Savannah St.

Average RPI Win:	0	WON-LOST	WINNING	LAST 10	STRENGTH OF	OPP. STRENGTH	TEAM	ADJ.	CONF.	ADJ CONF.
Average RPI Loss:	128	RECORD	PCT. RANK	GAMES	SCHEDULE	OF SCHEDULE	RPI	RPI	RPI	RPI
DIV. I ONLY	0- 10	328	0- 1	26	296	251	251	30	30	
DIV. I NON-CONF.	0- 10	328	0- 1	26	296	251	251	30	30	

TOTALS	RPI 1-25	RPI 26-50	W-L RECORDS	RPI 51-100	RPI 101-150	RPI 150+				
0- 10	0- 0	0- 0	OVERALL	0- 5	0- 3	0- 2				
0- 4	0- 0	0- 0	HOME	0- 1	0- 2	0- 1				
0- 5	0- 0	0- 0	AWAY	0- 3	0- 1	0- 1				
0- 1	0- 0	0- 0	NEUTRAL	0- 1	0- 0	0- 0				
0- 10	0- 0	0- 0	NON-CONFERENCE	0- 5	0- 3	0- 2				
0- 4	0- 0	0- 0	HOME	0- 1	0- 2	0- 1				
0- 5	0- 0	0- 0	AWAY	0- 3	0- 1	0- 1				
0- 1	0- 0	0- 0	NEUTRAL	0- 1	0- 0	0- 0				
0- 0	0- 0	0- 0	CONFERENCE	0- 0	0- 0	0- 0				
0- 0	0- 0	0- 0	HOME	0- 0	0- 0	0- 0				
0- 0	0- 0	0- 0	AWAY	0- 0	0- 0	0- 0				
0- 0	0- 0	0- 0	NEUTRAL	0- 0	0- 0	0- 0				

RPI 1-25				RPI 26-50				RPI 51-100				RPI 101+ Team's RPI: 251					
RPI	S	Opponent	Score	RPI	S	Opponent	Score	RPI	S	Opponent	Score	RPI	S	Opponent	Score		
								58	H	Washington	58	69	115	A	UC Davis	59	76
								77	N	Arizona	54	84	137	H	Northern Ariz.	58	65
								85	A	Pacific	61	75	140	H	Pepperdine	64	78
								91	A	Portland St.	43	68	201	H	Cal St. Fullerton	54	57
								99	A	Utah	62	89	276	A	Hawaii	51	67
LAST 12 Division I GAMES:																	
115	A	UC Davis	59	76	99	A	Utah	62	89	91	A	Portland St.	43	68			
85	A	Pacific	61	75	276	A	Hawaii	51	67	77	N	Arizona	54	84			
140	H	Pepperdine	64	78	137	H	Northern Ariz.	58	65	201	H	Cal St. Fullerton	54	57			
58	H	Washington	58	69													

Non-Div I Games:

Seattle U

Average RPI	Win: 264	WON-LOST	WINNING	LAST 10	STRENGTH OF	OPP. STRENGTH	TEAM	ADJ.	CONF.	ADJ CONF.
Average RPI	Loss: 22	RECORD	PCT. RANK	GAMES	SCHEDULE	OF SCHEDULE	RPI	RPI	RPI	RPI
DIV. I ONLY	7- 2	51	0- 1	270	114	110	110	4	4	
DIV. I NON-CONF.	7- 2	51	0- 1	270	114	110	110	4	4	

TOTALS	RPI 1-25	RPI 26-50	W-L RECORDS	RPI 51-100	RPI 101-150	RPI 150+				
7- 2	0- 1	0- 1	OVERALL	0- 0	0- 0	7- 0				
6- 0	0- 0	0- 0	HOME	0- 0	0- 0	6- 0				
1- 2	0- 1	0- 1	AWAY	0- 0	0- 0	1- 0				
0- 0	0- 0	0- 0	NEUTRAL	0- 0	0- 0	0- 0				
7- 2	0- 1	0- 1	NON-CONFERENCE	0- 0	0- 0	7- 0				
6- 0	0- 0	0- 0	HOME	0- 0	0- 0	6- 0				
1- 2	0- 1	0- 1	AWAY	0- 0	0- 0	1- 0				
0- 0	0- 0	0- 0	NEUTRAL	0- 0	0- 0	0- 0				
0- 0	0- 0	0- 0	CONFERENCE	0- 0	0- 0	0- 0				
0- 0	0- 0	0- 0	HOME	0- 0	0- 0	0- 0				
0- 0	0- 0	0- 0	AWAY	0- 0	0- 0	0- 0				
0- 0	0- 0	0- 0	NEUTRAL	0- 0	0- 0	0- 0				

RPI 1-25				RPI 26-50				RPI 51-100				RPI 101+ Team's RPI: 110			
RPI	S	Opponent	Score	RPI	S	Opponent	Score	RPI	S	Opponent	Score	RPI	S	Opponent	Score
2	A	UConn	61 99	41	A	UCLA	62 78					160	A	Princeton	70 66
												228	H	St. Francis Brooklyn	100 77
												237	H	Kennesaw St.	102 80
												280	H	Saint Peter's	90 47
												294	H	UTSA	84 53
												315	H	UMass Lowell	90 57
												336	H	Wagner	95 40
LAST 12 Division I GAMES:															
2	A	UConn	61 99	294	H	UTSA	84 53								
280	H	Saint Peter's	90 47	237	H	Kennesaw St.	102 80								
315	H	UMass Lowell	90 57	336	H	Wagner	95 40								
228	H	St. Francis Brooklyn	100 77												
41	A	UCLA	62 78												
160	A	Princeton	70 66												

Non-Div I Games:

Seton Hall

S
i
e
n
a

Siena				Through Games Of Dec. 12, 2018							
Average RPI	Win:	298	WON-LOST	WINNING	LAST 10	STRENGTH OF	OPP. STRENGTH	TEAM	ADJ.	CONF.	ADJ CONF.
Average RPI	Loss:	189	RECORD	PCT. RANK	GAMES	SCHEDULE	OF SCHEDULE	RPI	RPI	RPI	RPI
DIV. I ONLY		3- 6		238	1- 0	255	311	293	293	28	28
DIV. I NON-CONF.		3- 6		238	1- 0	255	311	293	293	28	28

TOTALS	RPI 1-25		RPI 26-50		W-L RECORDS	RPI 51-100		RPI 101-150		RPI 150+	
3- 6	0- 0		0- 0		OVERALL	0- 0		0- 2		3- 4	
1- 3	0- 0		0- 0		HOME	0- 0		0- 1		1- 2	
1- 2	0- 0		0- 0		AWAY	0- 0		0- 0		1- 2	
1- 1	0- 0		0- 0		NEUTRAL	0- 0		0- 1		1- 0	
3- 6	0- 0		0- 0		NON-CONFERENCE	0- 0		0- 2		3- 4	
1- 3	0- 0		0- 0		HOME	0- 0		0- 1		1- 2	
1- 2	0- 0		0- 0		AWAY	0- 0		0- 0		1- 2	
1- 1	0- 0		0- 0		NEUTRAL	0- 0		0- 1		1- 0	
0- 0	0- 0		0- 0		CONFERENCE	0- 0		0- 0		0- 0	
0- 0	0- 0		0- 0		HOME	0- 0		0- 0		0- 0	
0- 0	0- 0		0- 0		AWAY	0- 0		0- 0		0- 0	
0- 0	0- 0		0- 0		NEUTRAL	0- 0		0- 0		0- 0	

S
i
e
n
a

RPI 1-25				RPI 26-50				RPI 51-100				RPI 101+ Team's RPI: 293			
RPI	S	Opponent	Score	RPI	S	Opponent	Score	RPI	S	Opponent	Score	RPI	S	Opponent	Score
												126	H	Penn	51 58
												149	N	Drexel	39 51
												153	H	Harvard	54 73
												212	A	Sacred Heart	50 72
												240	A	St. Bonaventure	58 74
												253	H	Fla. Atlantic	66 70
												273	A	Howard	86 81
												284	H	Col gate	55 53
												336	N	Wagner	74 71

LAST 12 Division I GAMES:															
				284	H	Col gate	55 53	336	N	Wagner	74 71				
				149	N	Drexel	39 51	240	A	St. Bonaventure	58 74				
				273	A	Howard	86 81	253	H	Fla. Atlantic	66 70				
				153	H	Harvard	54 73								
				212	A	Sacred Heart	50 72								
				126	H	Penn	51 58								

Non-Div I Games:

Siena

Average RPI		Win: 223	WON-LOST RECORD	WINNING PCT. RANK	LAST 10 GAMES	STRENGTH OF SCHEDULE	OPP. STRENGTH OF SCHEDULE	TEAM RPI	ADJ. RPI	CONF. RPI	ADJ. CONF. RPI
Loss: 0											
DIV. I ONLY			7- 0	1	1- 0	348	20	148	148	19	19
DIV. I NON-CONF.			7- 0	1	1- 0	348	20	148	148	19	19
TOTALS		RPI 1-25		RPI 26-50		W-L RECORDS	RPI 51-100	RPI 101-150		RPI 150+	
7- 0	0- 0			0- 0		OVERALL	2- 0	0- 0		5- 0	
3- 0	0- 0			0- 0		HOME	0- 0	0- 0		3- 0	
4- 0	0- 0			0- 0		AWAY	2- 0	0- 0		2- 0	
0- 0	0- 0			0- 0		NEUTRAL	0- 0	0- 0		0- 0	
7- 0	0- 0			0- 0		NON-CONFERENCE	2- 0	0- 0		5- 0	
3- 0	0- 0			0- 0		HOME	0- 0	0- 0		3- 0	
4- 0	0- 0			0- 0		AWAY	2- 0	0- 0		2- 0	
0- 0	0- 0			0- 0		NEUTRAL	0- 0	0- 0		0- 0	
0- 0	0- 0			0- 0		CONFERENCE	0- 0	0- 0		0- 0	
0- 0	0- 0			0- 0		HOME	0- 0	0- 0		0- 0	
0- 0	0- 0			0- 0		AWAY	0- 0	0- 0		0- 0	
0- 0	0- 0			0- 0		NEUTRAL	0- 0	0- 0		0- 0	

RPI 1-25				RPI 26-50				RPI 51-100				RPI 101+ Team's RPI: 148			
RPI	S	Opponent	Score	RPI	S	Opponent	Score	RPI	S	Opponent	Score	RPI	S	Opponent	Score
								73	A	Southern U.	53 49	244	H	Al abama St.	77 65
								82	A	Al abama	72 67	267	H	Southern Mi ss.	77 68
												286	H	ETSU	81 74
												292	A	Tennessee St.	78 56
												318	A	Central Ark.	58 50
LAST 12 Di vi si on I GAMES:															
				267	H	Southern Mi ss.	77 68	244	H	Al abama St.	77 65				
								82	A	Al abama	72 67				
								292	A	Tennessee St.	78 56				
								286	H	ETSU	81 74				
								73	A	Southern U.	53 49				
								318	A	Central Ark.	58 50				

Non-Div I Games:	Spring Hill	75	57
------------------	-------------	----	----

South Alabama

■ Loss, ■ Non-Conf, S Site, H Home A Away N Neutral

Average RPI	Win: 177	WON-LOST	WINNING	LAST 10	STRENGTH OF	OPP. STRENGTH	TEAM	ADJ.	CONF.	ADJ CONF.
Average RPI	Loss: 31	RECORD	PCT. RANK	GAMES	SCHEDULE	OF SCHEDULE	RPI	RPI	RPI	RPI
DIV. I ONLY	5- 4	147	0- 1	44	66	88	88	5	5	
DIV. I NON-CONF.	5- 4	147	0- 1	44	66	88	88	5	5	
TOTALS	RPI 1-25	RPI 26-50	W-L RECORDS	RPI 51-100	RPI 101-150	RPI 150+				
5- 4	0- 2	1- 1	OVERALL	1- 1	0- 0	3- 0				
3- 2	0- 1	1- 1	HOME	1- 0	0- 0	1- 0				
1- 0	0- 0	0- 0	AWAY	0- 0	0- 0	1- 0				
1- 2	0- 1	0- 0	NEUTRAL	0- 1	0- 0	1- 0				
5- 4	0- 2	1- 1	NON-CONFERENCE	1- 1	0- 0	3- 0				
3- 2	0- 1	1- 1	HOME	1- 0	0- 0	1- 0				
1- 0	0- 0	0- 0	AWAY	0- 0	0- 0	1- 0				
1- 2	0- 1	0- 0	NEUTRAL	0- 1	0- 0	1- 0				
0- 0	0- 0	0- 0	CONFERENCE	0- 0	0- 0	0- 0				
0- 0	0- 0	0- 0	HOME	0- 0	0- 0	0- 0				
0- 0	0- 0	0- 0	AWAY	0- 0	0- 0	0- 0				
0- 0	0- 0	0- 0	NEUTRAL	0- 0	0- 0	0- 0				

RPI	S	Opponent	Score	RPI	S	Opponent	Score	RPI	S	Opponent	Score	RPI	S	Opponent	Score
9	N	Drake	85 90	44	H	Maryl and	61 85	59	N	Oregon St.	68 70	220	H	Appalachian St.	80 50
13	H	Baylor	69 94	47	H	Cl emson	69 57	86	H	Dayton	65 55	244	A	Al abama St.	94 38
												286	N	ETSU	101 55
LAST 12 Division I GAMES:															
9	N	Drake	85 90	286	N	ETSU	101 55	44	H	Maryl and	61 85	47	H	Cl emson	69 57
59	N	Oregon St.	68 70	47	H	Cl emson	69 57	244	A	Al abama St.	94 38				
220	H	Appalachian St.	80 50												
13	H	Baylor	69 94												
86	H	Dayton	65 55												

Non-Div I Games:

South Carolina

Average RPI	Win:	301	WON-LOST	WINNING	LAST 10	STRENGTH OF	OPP. STRENGTH	TEAM	ADJ.	CONF.	ADJ CONF.
Average RPI	Loss:	168	RECORD	PCT. RANK	GAMES	SCHEDULE	OF SCHEDULE	RPI	RPI	RPI	RPI
DIV. I ONLY		4- 5		195	0- 0	328	240	300	300	32	32
DIV. I NON-CONF.		4- 5		195	0- 0	328	240	300	300	32	32

TOTALS	RPI 1-25		RPI 26-50		W-L RECORDS	RPI 51-100		RPI 101-150		RPI 150+	
4- 5	0- 0		0- 0		OVERALL	0- 2		0- 0		4- 3	
3- 1	0- 0		0- 0		HOME	0- 0		0- 0		3- 1	
1- 4	0- 0		0- 0		AWAY	0- 2		0- 0		1- 2	
0- 0	0- 0		0- 0		NEUTRAL	0- 0		0- 0		0- 0	
4- 5	0- 0		0- 0		NON-CONFERENCE	0- 2		0- 0		4- 3	
3- 1	0- 0		0- 0		HOME	0- 0		0- 0		3- 1	
1- 4	0- 0		0- 0		AWAY	0- 2		0- 0		1- 2	
0- 0	0- 0		0- 0		NEUTRAL	0- 0		0- 0		0- 0	
0- 0	0- 0		0- 0		CONFERENCE	0- 0		0- 0		0- 0	
0- 0	0- 0		0- 0		HOME	0- 0		0- 0		0- 0	
0- 0	0- 0		0- 0		AWAY	0- 0		0- 0		0- 0	
0- 0	0- 0		0- 0		NEUTRAL	0- 0		0- 0		0- 0	

RPI 1-25				RPI 26-50				RPI 51-100				RPI 101+ Team's RPI : 300					
RPI	S	Opponent	Score	RPI	S	Opponent	Score	RPI	S	Opponent	Score	RPI	S	Opponent	Score		
								77	A	Ari zona	32	73	173	H	Winthrop	50	58
								95	A	Radford	31	61	193	A	Coastal Caro.	44	57
													222	H	UNLV	58	49
													301	A	Col. of Charleston	51	75
													314	H	USC Upstate	71	66
													324	A	Presbyterian	57	48
													345	H	Charleston So.	67	58
LAST 12 Division I GAMES:																	
314	H	USC Upstate	71	66	222	H	UNLV	58	49								
77	A	Ari zona	32	73	173	H	Winthrop	50	58								
324	A	Presbyterian	57	48	95	A	Radford	31	61								
345	H	Charleston So.	67	58													
193	A	Coastal Caro.	44	57													
301	A	Col. of Charleston	51	75													

Non-Div I Games: UNKNOWN 67 51 Voorhees 88 61

South Carolina St.

Average RPI Win: 138 WON-LOST WINNING LAST 10
Average RPI Loss: 9 RECORD PCT. RANK GAMES STRENGTH OF OPP. STRENGTH TEAM ADJ. CONF. ADJ CONF.
SCHEDULE OF SCHEDULE RPI RPI RPI RPI

DIV. I ONLY	7- 1	29	0- 0	141	7	17	17	12	12
DIV. I NON-CONF.	7- 1	29	0- 0	141	7	17	17	12	12

TOTALS	RPI 1-25	RPI 26-50	W-L RECORDS	RPI 51-100	RPI 101-150	RPI 150+			
7- 1	1- 1	1- 0	OVERALL	1- 0	1- 0	3- 0			
3- 0	1- 0	1- 0	HOME	0- 0	0- 0	1- 0			
3- 1	0- 1	0- 0	AWAY	1- 0	1- 0	1- 0			
1- 0	0- 0	0- 0	NEUTRAL	0- 0	0- 0	1- 0			
7- 1	1- 1	1- 0	NON-CONFERENCE	1- 0	1- 0	3- 0			
3- 0	1- 0	1- 0	HOME	0- 0	0- 0	1- 0			
3- 1	0- 1	0- 0	AWAY	1- 0	1- 0	1- 0			
1- 0	0- 0	0- 0	NEUTRAL	0- 0	0- 0	1- 0			
0- 0	0- 0	0- 0	CONFERENCE	0- 0	0- 0	0- 0			
0- 0	0- 0	0- 0	HOME	0- 0	0- 0	0- 0			
0- 0	0- 0	0- 0	AWAY	0- 0	0- 0	0- 0			
0- 0	0- 0	0- 0	NEUTRAL	0- 0	0- 0	0- 0			

RPI 1-25	Team's RPI: 17	RPI 26-50	RPI 51-100	RPI 101+
RPI S Opponent Score	RPI S Opponent Score	RPI S Opponent Score	RPI S Opponent Score	RPI S Opponent Score
8 H Iowa St. 64 59	27 H Green Bay 55 49	55 A Montana 64 41	114 A Creighton 77 65	231 N Wichi ta St. 73 64
9 A Drake 64 76			246 A Mi ssouri St. 85 74	283 H Incarnate Word 96 43
LAST 12 Division I GAMES:				
9 A Drake 64 76	246 A Mi ssouri St. 85 74	27 H Green Bay 55 49	8 H Iowa St. 64 59	55 A Montana 64 41
283 H Incarnate Word 96 43	231 N Wichi ta St. 73 64			
114 A Creighton 77 65				

Non-Div I Games: Bel l evue 79 40 St. Mary (NE) 112 52

South Dakota

Average RPI	Win:	67	WON-LOST	WINNING	LAST 10	STRENGTH OF	OPP. STRENGTH	TEAM	ADJ.	CONF.	ADJ CONF.
Average RPI	Loss:	35	RECORD	PCT. RANK	GAMES	SCHEDULE	OF SCHEDULE	RPI	RPI	RPI	RPI
DIV. I ONLY		6- 4		128	0- 1	6	39	11	11	12	12
DIV. I NON-CONF.		6- 4		128	0- 1	6	39	11	11	12	12

TOTALS	RPI 1-25		RPI 26-50		W-L RECORDS	RPI 51-100		RPI 101-150		RPI 150+	
6- 4	1- 3		1- 0		OVERALL	2- 0		2- 1		0- 0	
4- 1	1- 1		1- 0		HOME	0- 0		2- 0		0- 0	
2- 1	0- 1		0- 0		AWAY	2- 0		0- 0		0- 0	
0- 2	0- 1		0- 0		NEUTRAL	0- 0		0- 1		0- 0	
6- 4	1- 3		1- 0		NON-CONFERENCE	2- 0		2- 1		0- 0	
4- 1	1- 1		1- 0		HOME	0- 0		2- 0		0- 0	
2- 1	0- 1		0- 0		AWAY	2- 0		0- 0		0- 0	
0- 2	0- 1		0- 0		NEUTRAL	0- 0		0- 1		0- 0	
0- 0	0- 0		0- 0		CONFERENCE	0- 0		0- 0		0- 0	
0- 0	0- 0		0- 0		HOME	0- 0		0- 0		0- 0	
0- 0	0- 0		0- 0		AWAY	0- 0		0- 0		0- 0	
0- 0	0- 0		0- 0		NEUTRAL	0- 0		0- 0		0- 0	

RPI 1-25	Team's RPI: 11	RPI 26-50	RPI 51-100	RPI 101+
RPI S Opponent Score		RPI S Opponent Score	RPI S Opponent Score	RPI S Opponent Score
6 H Oregon 79 87		27 H Green Bay 77 47	54 A Central Mich. 80 71	103 H FGCU 80 62
7 A Marquette 52 91			96 A Chattanooga 71 54	113 N Buffal o 55 61
9 H Drake 80 71				114 H Creighton 74 48
13 N Baylor 66 72				
LAST 12 Division I GAMES:				
6 H Oregon 79 87		27 H Green Bay 77 47		
9 H Drake 80 71		113 N Buffal o 55 61		
96 A Chattanooga 71 54		13 N Bayl or 66 72		
7 A Marquette 52 91		114 H Creighton 74 48		
		54 A Central Mi ch. 80 71		
		103 H FGCU 80 62		

Non-Div I Games:

South Dakota St.

Average RPI	Win:	197	WON-LOST	WINNING	LAST 10	STRENGTH OF	OPP. STRENGTH	TEAM	ADJ.	CONF.	ADJ CONF.
Average RPI	Loss:	25	RECORD	PCT. RANK	GAMES	SCHEDULE	OF SCHEDULE	RPI	RPI	RPI	RPI
DIV. I ONLY		7- 2		51	1- 0	237	27	97	97	8	8
DIV. I NON-CONF.		7- 2		51	1- 0	237	27	97	97	8	8

TOTALS	RPI 1-25		RPI 26-50		W-L RECORDS	RPI 51-100		RPI 101-150		RPI 150+	
7- 2	0- 1		1- 1		OVERALL	1- 0		0- 0		5- 0	
5- 0	0- 0		0- 0		HOME	0- 0		0- 0		5- 0	
1- 0	0- 0		0- 0		AWAY	1- 0		0- 0		0- 0	
1- 2	0- 1		1- 1		NEUTRAL	0- 0		0- 0		0- 0	
7- 2	0- 1		1- 1		NON-CONFERENCE	1- 0		0- 0		5- 0	
5- 0	0- 0		0- 0		HOME	0- 0		0- 0		5- 0	
1- 0	0- 0		0- 0		AWAY	1- 0		0- 0		0- 0	
1- 2	0- 1		1- 1		NEUTRAL	0- 0		0- 0		0- 0	
0- 0	0- 0		0- 0		CONFERENCE	0- 0		0- 0		0- 0	
0- 0	0- 0		0- 0		HOME	0- 0		0- 0		0- 0	
0- 0	0- 0		0- 0		AWAY	0- 0		0- 0		0- 0	
0- 0	0- 0		0- 0		NEUTRAL	0- 0		0- 0		0- 0	

RPI 1-25				RPI 26-50				RPI 51-100				RPI 101+			
RPI	S	Opponent	Score	RPI	S	Opponent	Score	RPI	S	Opponent	Score	RPI	S	Opponent	Score
18	N	Kentucky	63 85	32	N	North Carolina	69 71	92	A	Ohio St.	71 47	181	H	Oklahoma	87 70
				41	N	UCLA	60 56					219	H	George Washington	63 30
												242	H	Bethune-Cookman	88 39
												263	H	New Hampshire	79 36
												342	H	Albany (NY)	74 37

LAST 12 Division I GAMES:															
219	H	George Washington	63 30	181	H	Oklahoma	87 70	242	H	Bethune-Cookman	88 39				
263	H	New Hampshire	79 36	41	N	UCLA	60 56	342	H	Albany (NY)	74 37				
32	N	North Carolina	69 71	92	A	Ohio St.	71 47								
18	N	Kentucky	63 85												

Non-Div I Games:

South Fla.

Average RPI Win:	313	WON-LOST	WINNING	LAST 10	STRENGTH OF	OPP. STRENGTH	TEAM	ADJ.	CONF.	ADJ CONF.
Average RPI Loss:	105	RECORD	PCT. RANK	GAMES	SCHEDULE	OF SCHEDULE	RPI	RPI	RPI	RPI

DIV. I ONLY	3- 5	217	1- 0	122	332	202	202	20	20
DIV. I NON-CONF.	3- 5	217	1- 0	122	332	202	202	20	20

TOTALS	RPI 1-25	RPI 26-50	W-L RECORDS	RPI 51-100	RPI 101-150	RPI 150+			
3- 5	0- 1	0- 0	OVERALL	0- 0	0- 3	3- 1			
1- 1	0- 0	0- 0	HOME	0- 0	0- 1	1- 0			
2- 3	0- 1	0- 0	AWAY	0- 0	0- 1	2- 1			
0- 1	0- 0	0- 0	NEUTRAL	0- 0	0- 1	0- 0			
3- 5	0- 1	0- 0	NON-CONFERENCE	0- 0	0- 3	3- 1			
1- 1	0- 0	0- 0	HOME	0- 0	0- 1	1- 0			
2- 3	0- 1	0- 0	AWAY	0- 0	0- 1	2- 1			
0- 1	0- 0	0- 0	NEUTRAL	0- 0	0- 1	0- 0			
0- 0	0- 0	0- 0	CONFERENCE	0- 0	0- 0	0- 0			
0- 0	0- 0	0- 0	HOME	0- 0	0- 0	0- 0			
0- 0	0- 0	0- 0	AWAY	0- 0	0- 0	0- 0			
0- 0	0- 0	0- 0	NEUTRAL	0- 0	0- 0	0- 0			

RPI 1-25				RPI 26-50				RPI 51-100				RPI 101+ Team's RPI: 202			
RPI	S	Opponent	Score	RPI	S	Opponent	Score	RPI	S	Opponent	Score	RPI	S	Opponent	Score
21	A	Mississippi St.	53 88									104	N	North Ala.	67 80
												119	A	Bradley	79 85
												125	H	Indiana St.	51 62
												157	A	Southern Ill.	40 60
												249	H	Western Ill.	81 71
												341	A	NJIT	68 58
												348	A	Evansville	54 50

LAST 12 Division I GAMES:															
341	A	NJIT	68 58	348	A	Evansville	54 50	125	H	Indiana St.	51 62				
104	N	North Ala.	67 80												
249	H	Western Ill.	81 71												
157	A	Southern Ill.	40 60												
119	A	Bradley	79 85												
21	A	Mississippi St.	53 88												

Non-Div I Games: Ill.-Springfield 82 46

Southeast Mo. St.

Average RPI	Win:	288	WON-LOST	WINNING	LAST 10	STRENGTH OF	OPP. STRENGTH	TEAM	ADJ.	CONF.	ADJ CONF.
Average RPI	Loss:	82	RECORD	PCT. RANK	GAMES	SCHEDULE	OF SCHEDULE	RPI	RPI	RPI	RPI
DIV. I ONLY		3- 2		128	0- 1	300	177	156	156	22	22
DIV. I NON-CONF.		3- 2		128	0- 1	300	177	156	156	22	22

TOTALS	RPI 1-25		RPI 26-50		W-L RECORDS	RPI 51-100		RPI 101-150		RPI 150+	
3- 2	0- 0		0- 0		OVERALL	0- 2		0- 0		3- 0	
0- 0	0- 0		0- 0		HOME	0- 0		0- 0		0- 0	
3- 2	0- 0		0- 0		AWAY	0- 2		0- 0		3- 0	
0- 0	0- 0		0- 0		NEUTRAL	0- 0		0- 0		0- 0	
3- 2	0- 0		0- 0		NON-CONFERENCE	0- 2		0- 0		3- 0	
0- 0	0- 0		0- 0		HOME	0- 0		0- 0		0- 0	
3- 2	0- 0		0- 0		AWAY	0- 2		0- 0		3- 0	
0- 0	0- 0		0- 0		NEUTRAL	0- 0		0- 0		0- 0	
0- 0	0- 0		0- 0		CONFERENCE	0- 0		0- 0		0- 0	
0- 0	0- 0		0- 0		HOME	0- 0		0- 0		0- 0	
0- 0	0- 0		0- 0		AWAY	0- 0		0- 0		0- 0	
0- 0	0- 0		0- 0		NEUTRAL	0- 0		0- 0		0- 0	

RPI 1-25				RPI 26-50				RPI 51-100				RPI 101+ Team's RPI: 156			
RPI	S	Opponent	Score	RPI	S	Opponent	Score	RPI	S	Opponent	Score	RPI	S	Opponent	Score
								81	A	Louisiana Tech	53 72	186	A	SMU	63 62
								82	A	Alabama	40 88	328	A	Jackson St.	50 45
												349	A	Alcorn	77 59

LAST 12 Division I GAMES:															
								81	A	Louisiana Tech	53 72				
								328	A	Jackson St.	50 45				
								186	A	SMU	63 62				
								349	A	Alcorn	77 59				
								82	A	Alabama	40 88				

Non-Div I Games: Mobile 70 57 Xavier (LA) 47 59

Average RPI Win: 193		WON-LOST	WINNING	LAST 10	STRENGTH OF	OPP. STRENGTH	TEAM	ADJ.	CONF.	ADJ CONF.
Loss: 0		RECORD	PCT. RANK	GAMES	SCHEDULE	OF SCHEDULE	RPI	RPI	RPI	RPI
DIV. I ONLY		8- 0	1	1- 0	332	18	80	80	2	2
DIV. I NON-CONF.		8- 0	1	1- 0	332	18	80	80	2	2
TOTALS	RPI 1-25		RPI 26-50		W-L RECORDS		RPI 51-100		RPI 101-150	RPI 150+
8- 0	0- 0		0- 0		OVERALL		1- 0		2- 0	5- 0
4- 0	0- 0		0- 0		HOME		0- 0		2- 0	2- 0
3- 0	0- 0		0- 0		AWAY		0- 0		0- 0	3- 0
1- 0	0- 0		0- 0		NEUTRAL		1- 0		0- 0	0- 0
8- 0	0- 0		0- 0		NON-CONFERENCE		1- 0		2- 0	5- 0
4- 0	0- 0		0- 0		HOME		0- 0		2- 0	2- 0
3- 0	0- 0		0- 0		AWAY		0- 0		0- 0	3- 0
1- 0	0- 0		0- 0		NEUTRAL		1- 0		0- 0	0- 0
0- 0	0- 0		0- 0		CONFERENCE		0- 0		0- 0	0- 0
0- 0	0- 0		0- 0		HOME		0- 0		0- 0	0- 0
0- 0	0- 0		0- 0		AWAY		0- 0		0- 0	0- 0
0- 0	0- 0		0- 0		NEUTRAL		0- 0		0- 0	0- 0

[illegible]

Non-Div I Games:

Southern California

Average RPI	Win:	197	WON-LOST	WINNING	LAST 10	STRENGTH OF	OPP. STRENGTH	TEAM	ADJ.	CONF.	ADJ CONF.
Average RPI	Loss:	112	RECORD	PCT. RANK	GAMES	SCHEDULE	OF SCHEDULE	RPI	RPI	RPI	RPI
DIV. I ONLY		5- 4		147	1- 0	179	132	157	157	14	14
DIV. I NON-CONF.		5- 4		147	1- 0	179	132	157	157	14	14

TOTALS	RPI 1-25		RPI 26-50		W-L RECORDS	RPI 51-100		RPI 101-150		RPI 150+	
5- 4	0- 0		0- 1		OVERALL	0- 1		2- 0		3- 2	
4- 0	0- 0		0- 0		HOME	0- 0		1- 0		3- 0	
0- 3	0- 0		0- 0		AWAY	0- 1		0- 0		0- 2	
1- 1	0- 0		0- 1		NEUTRAL	0- 0		1- 0		0- 0	
5- 4	0- 0		0- 1		NON-CONFERENCE	0- 1		2- 0		3- 2	
4- 0	0- 0		0- 0		HOME	0- 0		1- 0		3- 0	
0- 3	0- 0		0- 0		AWAY	0- 1		0- 0		0- 2	
1- 1	0- 0		0- 1		NEUTRAL	0- 0		1- 0		0- 0	
0- 0	0- 0		0- 0		CONFERENCE	0- 0		0- 0		0- 0	
0- 0	0- 0		0- 0		HOME	0- 0		0- 0		0- 0	
0- 0	0- 0		0- 0		AWAY	0- 0		0- 0		0- 0	
0- 0	0- 0		0- 0		NEUTRAL	0- 0		0- 0		0- 0	

RPI 1-25				RPI 26-50				RPI 51-100				RPI 101+ Team's RPI: 157			
RPI	S	Opponent	Score	RPI	S	Opponent	Score	RPI	S	Opponent	Score	RPI	S	Opponent	Score
				28	N	Arizona St.	38 82	63	A	UT Martin	94 95	117	N	Hartford	72 50
												124	H	Northern Ill.	82 73
												162	A	Western Ky.	76 83
												195	A	Saint Louis	58 62
												202	H	Southeast Mo. St.	60 40
												233	H	Eastern Ill.	73 59
												311	H	Marshall	58 49
LAST 12 Division I GAMES:															
				162	A	Western Ky.	76 83	233	H	Eastern Ill.	73 59				
				311	H	Marshall	58 49	124	H	Northern Ill.	82 73				
				202	H	Southeast Mo. St.	60 40	195	A	Saint Louis	58 62				
				63	A	UT Martin	94 95	28	N	Arizona St.	38 82				
								117	N	Hartford	72 50				

Non-Div I Games:

Southern Ill.

Average RPI	Win: 288	WON-LOST	WINNING	LAST 10	STRENGTH OF	OPP. STRENGTH	TEAM	ADJ.	CONF.	ADJ CONF.
Average RPI	Loss: 103	RECORD	PCT. RANK	GAMES	SCHEDULE	OF SCHEDULE	RPI	RPI	RPI	RPI
DIV. I ONLY	5- 3	112	1- 0	322	219	267	267	18	18	
DIV. I NON-CONF.	5- 3	112	1- 0	322	219	267	267	18	18	

TOTALS	RPI 1-25	RPI 26-50	W-L RECORDS	RPI 51-100	RPI 101-150	RPI 150+				
5- 3	0- 0	0- 1	OVERALL	0- 0	0- 2	5- 0				
5- 1	0- 0	0- 0	HOME	0- 0	0- 1	5- 0				
0- 2	0- 0	0- 1	AWAY	0- 0	0- 1	0- 0				
0- 0	0- 0	0- 0	NEUTRAL	0- 0	0- 0	0- 0				
5- 3	0- 0	0- 1	NON-CONFERENCE	0- 0	0- 2	5- 0				
5- 1	0- 0	0- 0	HOME	0- 0	0- 1	5- 0				
0- 2	0- 0	0- 1	AWAY	0- 0	0- 1	0- 0				
0- 0	0- 0	0- 0	NEUTRAL	0- 0	0- 0	0- 0				
0- 0	0- 0	0- 0	CONFERENCE	0- 0	0- 0	0- 0				
0- 0	0- 0	0- 0	HOME	0- 0	0- 0	0- 0				
0- 0	0- 0	0- 0	AWAY	0- 0	0- 0	0- 0				
0- 0	0- 0	0- 0	NEUTRAL	0- 0	0- 0	0- 0				

RPI 1-25				RPI 26-50				RPI 51-100				RPI 101+ Team's RPI: 267			
RPI	S	Opponent	Score	RPI	S	Opponent	Score	RPI	S	Opponent	Score	RPI	S	Opponent	Score
				31	A	Tulane	54 71					130	H	Sam Houston St.	61 65
												148	A	South Alabama	68 77
												239	H	Mississippi Val.	67 60
												257	H	Grambling	68 47
												265	H	Samford	76 40
												330	H	Northwestern St.	69 54
												349	H	Alcorn	66 47
LAST 12 Division I GAMES:															
				349	H	Alcorn	66 47	330	H	Northwestern St.	69 54				
				31	A	Tulane	54 71	130	H	Sam Houston St.	61 65				
								239	H	Mississippi Val.	67 60				
								265	H	Samford	76 40				
								148	A	South Alabama	68 77				
								257	H	Grambling	68 47				

Non-Div I Games: William Carey 74 48

Southern Miss.

Average RPI	Win:	0	WON-LOST	WINNING	LAST 10	STRENGTH OF	OPP. STRENGTH	TEAM	ADJ.	CONF.	ADJ CONF.
Average RPI	Loss:	52	RECORD	PCT. RANK	GAMES	SCHEDULE	OF SCHEDULE	RPI	RPI	RPI	RPI
DIV. I ONLY		0- 4		328	0- 0	1	268	73	73	27	27
DIV. I NON-CONF.		0- 4		328	0- 0	1	268	73	73	27	27

TOTALS	RPI 1-25		RPI 26-50		W-L RECORDS	RPI 51-100		RPI 101-150		RPI 150+	
0- 4	0- 2		0- 1		OVERALL	0- 0		0- 1		0- 0	
0- 1	0- 0		0- 0		HOME	0- 0		0- 1		0- 0	
0- 3	0- 2		0- 1		AWAY	0- 0		0- 0		0- 0	
0- 0	0- 0		0- 0		NEUTRAL	0- 0		0- 0		0- 0	
0- 4	0- 2		0- 1		NON-CONFERENCE	0- 0		0- 1		0- 0	
0- 1	0- 0		0- 0		HOME	0- 0		0- 1		0- 0	
0- 3	0- 2		0- 1		AWAY	0- 0		0- 0		0- 0	
0- 0	0- 0		0- 0		NEUTRAL	0- 0		0- 0		0- 0	
0- 0	0- 0		0- 0		CONFERENCE	0- 0		0- 0		0- 0	
0- 0	0- 0		0- 0		HOME	0- 0		0- 0		0- 0	
0- 0	0- 0		0- 0		AWAY	0- 0		0- 0		0- 0	
0- 0	0- 0		0- 0		NEUTRAL	0- 0		0- 0		0- 0	

RPI 1-25				RPI 26-50				RPI 51-100 Team's RPI: 73				RPI 101+			
RPI	S	Opponent	Score	RPI	S	Opponent	Score	RPI	S	Opponent	Score	RPI	S	Opponent	Score
13	A	Bayl or	49 94	28	A	Arizona St.	47 69					148	H	South Alabama	49 53
18	A	Kentucky	41 91												
LAST 12 Division I GAMES:															
28	A	Arizona St.	47 69												
148	H	South Alabama	49 53												
13	A	Bayl or	49 94												
18	A	Kentucky	41 91												

Non-Div I Games: Dillard 61 63 Louisiana Col. 77 53 Wiley 89 58 Millsaps 71 36 Southern U.

Average RPI Win: 166		WON-LOST	WINNING	LAST 10	STRENGTH OF	OPP. STRENGTH	TEAM	ADJ.	CONF.	ADJ CONF.
Average RPI Loss: 151		RECORD	PCT. RANK	GAMES	SCHEDULE	OF SCHEDULE	RPI	RPI	RPI	RPI
DIV. I ONLY		3- 5	217	0- 1	160	140	227	227	11	11
DIV. I NON-CONF.		3- 5	217	0- 1	160	140	227	227	11	11
TOTALS		RPI 1-25	RPI 26-50	W-L RECORDS		RPI 51-100	RPI 101-150	RPI 150+		
3- 5	0- 0	0- 0		OVERALL		1- 1	1- 1	1- 3		
3- 1	0- 0	0- 0		HOME		1- 1	1- 0	1- 0		
0- 4	0- 0	0- 0		AWAY		0- 0	0- 1	0- 3		
0- 0	0- 0	0- 0		NEUTRAL		0- 0	0- 0	0- 0		
3- 5	0- 0	0- 0		NON-CONFERENCE		1- 1	1- 1	1- 3		
3- 1	0- 0	0- 0		HOME		1- 1	1- 0	1- 0		
0- 4	0- 0	0- 0		AWAY		0- 0	0- 1	0- 3		
0- 0	0- 0	0- 0		NEUTRAL		0- 0	0- 0	0- 0		
0- 0	0- 0	0- 0		CONFERENCE		0- 0	0- 0	0- 0		
0- 0	0- 0	0- 0		HOME		0- 0	0- 0	0- 0		
0- 0	0- 0	0- 0		AWAY		0- 0	0- 0	0- 0		
0- 0	0- 0	0- 0		NEUTRAL		0- 0	0- 0	0- 0		

RPI 1-25				RPI 26-50				RPI 51-100				RPI 101+ Team's RPI: 227			
RPI	S	Opponent	Score	RPI	S	Opponent	Score	RPI	S	Opponent	Score	RPI	S	Opponent	Score
								74	H	Denver	70 71	115	A	UC Davi s	45 68
								90	H	BYU	67 64	134	H	San Di ego	69 59
												176	A	UC Ri versi de	50 56
												188	A	Oral Roberts	59 64
												204	A	UC Irvi ne	58 75
												274	H	Utah Val ley	60 59
LAST 12 Division I GAMES:															
				176	A	UC Ri versi de	50 56	274	H	Utah Val ley	60 59				
				74	H	Denver	70 71	188	A	Oral Roberts	59 64				
								90	H	BYU	67 64				
								115	A	UC Davi s	45 68				
								204	A	UC Irvi ne	58 75				
								134	H	San Di ego	69 59				

Non-Div I Games:

Southern Utah

Average RPI Win: 311
Average RPI Loss: 135

WON-LOST
RECORD

WINNING
PCT. RANK

LAST 10
GAMES

STRENGTH OF
SCHEDULE

OPP. STRENGTH
OF SCHEDULE

TEAM
RPI

ADJ.
RPI

CONF.
RPI

ADJ CONF.
RPI

DIV. I ONLY	3- 7	255	0- 1	124	308	240	240	16	16
DIV. I NON-CONF.	3- 7	255	0- 1	124	308	240	240	16	16
TOTALS	RPI 1-25	RPI 26-50	W-L RECORDS	RPI 51-100	RPI 101-150	RPI 150+			
3- 7	0- 0	0- 0	OVERALL	0- 3	0- 2	3- 2			
2- 2	0- 0	0- 0	HOME	0- 1	0- 0	2- 1			
1- 4	0- 0	0- 0	AWAY	0- 1	0- 2	1- 1			
0- 1	0- 0	0- 0	NEUTRAL	0- 1	0- 0	0- 0			
3- 7	0- 0	0- 0	NON-CONFERENCE	0- 3	0- 2	3- 2			
2- 2	0- 0	0- 0	HOME	0- 1	0- 0	2- 1			
1- 4	0- 0	0- 0	AWAY	0- 1	0- 2	1- 1			
0- 1	0- 0	0- 0	NEUTRAL	0- 1	0- 0	0- 0			
0- 0	0- 0	0- 0	CONFERENCE	0- 0	0- 0	0- 0			
0- 0	0- 0	0- 0	HOME	0- 0	0- 0	0- 0			
0- 0	0- 0	0- 0	AWAY	0- 0	0- 0	0- 0			
0- 0	0- 0	0- 0	NEUTRAL	0- 0	0- 0	0- 0			

RPI 1-25				RPI 26-50				RPI 51-100				RPI 101+ Team's RPI: 240			
RPI	S	Opponent	Score	RPI	S	Opponent	Score	RPI	S	Opponent	Score	RPI	S	Opponent	Score
								56	H	Bucknel I	46 77	112	A	Penn St.	65 80
								74	A	Denver	62 76	145	A	Georgi a	40 67
								79	N	Ohio	53 70	223	A	Akron	58 67
												254	H	Hofstra	59 67
												293	H	Si ena	74 58
												310	A	Niagara	76 48
												329	H	Canisius	100 94
LAST 12 Division I GAMES:															
				112	A	Penn St.	65 80					254	H	Hofstra	59 67
				293	H	Si ena	74 58					329	H	Canisius	100 94
				223	A	Akron	58 67					145	A	Georgi a	40 67
				56	H	Bucknel I	46 77					310	A	Niagara	76 48
				74	A	Denver	62 76								
				79	N	Ohio	53 70								

Non-Di v I Games:

St. Bonaventure

Average RPI Win: 287
Average RPI Loss: 225

WON-LOST
RECORD

WINNING
PCT. RANK

LAST 10
GAMES

STRENGTH OF
SCHEDULE

OPP. STRENGTH
OF SCHEDULE

TEAM
RPI

ADJ.
RPI

CONF.
RPI

ADJ CONF.
RPI

DIV. I ONLY	5- 3	112	1- 0	327	266	228	228	31	31
DIV. I NON-CONF.	5- 3	112	1- 0	327	266	228	228	31	31
TOTALS	RPI 1-25	RPI 26-50	W-L RECORDS	RPI 51-100	RPI 101-150	RPI 150+			
5- 3	0- 0	0- 0	OVERALL	0- 0	0- 1	5- 2			
2- 0	0- 0	0- 0	HOME	0- 0	0- 0	2- 0			
2- 2	0- 0	0- 0	AWAY	0- 0	0- 1	2- 1			
1- 1	0- 0	0- 0	NEUTRAL	0- 0	0- 0	1- 1			
5- 3	0- 0	0- 0	NON-CONFERENCE	0- 0	0- 1	5- 2			
2- 0	0- 0	0- 0	HOME	0- 0	0- 0	2- 0			
2- 2	0- 0	0- 0	AWAY	0- 0	0- 1	2- 1			
1- 1	0- 0	0- 0	NEUTRAL	0- 0	0- 0	1- 1			
0- 0	0- 0	0- 0	CONFERENCE	0- 0	0- 0	0- 0			
0- 0	0- 0	0- 0	HOME	0- 0	0- 0	0- 0			
0- 0	0- 0	0- 0	AWAY	0- 0	0- 0	0- 0			
0- 0	0- 0	0- 0	NEUTRAL	0- 0	0- 0	0- 0			

RPI 1-25				RPI 26-50				RPI 51-100				RPI 101+ Team's RPI: 228			
RPI	S	Opponent	Score	RPI	S	Opponent	Score	RPI	S	Opponent	Score	RPI	S	Opponent	Score
												110	A	Seton Hall	77 100
												185	A	Morehead St.	101 94
												261	N	Valparaiso	76 78
												280	H	Saint Peter's	74 70
												303	A	Army West Point	57 69
												313	A	Loyola Maryland	75 70
												323	N	Chicago St.	110 73
												333	H	Manhattan	73 65
LAST 12 Division I GAMES:															
				303	A	Army West Point	57 69	280	H	Saint Peter's	74 70				
				110	A	Seton Hall	77 100	313	A	Loyola Maryland	75 70				
				185	A	Morehead St.	101 94								
				261	N	Valparaiso	76 78								
				323	N	Chicago St.	110 73								
				333	H	Manhattan	73 65								

Non-Div I Games: Mercy 102 51

St. Francis Brooklyn

Average RPI	Win:	214	WON-LOST	WINNING	LAST 10	STRENGTH OF	OPP. STRENGTH	TEAM	ADJ.	CONF.	ADJ CONF.
Average RPI	Loss:	39	RECORD	PCT. RANK	GAMES	SCHEDULE	OF SCHEDULE	RPI	RPI	RPI	RPI
DIV. I ONLY		6- 3		97	0- 1	110	53	64	64	4	4
DIV. I NON-CONF.		6- 3		97	0- 1	110	53	64	64	4	4
<hr/>											
TOTALS	RPI 1-25		RPI 26-50		W-L RECORDS	RPI 51-100		RPI 101-150		RPI 150+	
6- 3	0- 2		0- 0		OVERALL	1- 1		1- 0		4- 0	
2- 1	0- 1		0- 0		HOME	0- 0		1- 0		1- 0	
2- 1	0- 0		0- 0		AWAY	0- 1		0- 0		2- 0	
2- 1	0- 1		0- 0		NEUTRAL	1- 0		0- 0		1- 0	
6- 3	0- 2		0- 0		NON-CONFERENCE	1- 1		1- 0		4- 0	
2- 1	0- 1		0- 0		HOME	0- 0		1- 0		1- 0	
2- 1	0- 0		0- 0		AWAY	0- 1		0- 0		2- 0	
2- 1	0- 1		0- 0		NEUTRAL	1- 0		0- 0		1- 0	
0- 0	0- 0		0- 0		CONFERENCE	0- 0		0- 0		0- 0	
0- 0	0- 0		0- 0		HOME	0- 0		0- 0		0- 0	
0- 0	0- 0		0- 0		AWAY	0- 0		0- 0		0- 0	
0- 0	0- 0		0- 0		NEUTRAL	0- 0		0- 0		0- 0	

RPI 1-25				RPI 26-50				RPI 51-100				RPI 101+			
RPI	S	Opponent	Score	RPI	S	Opponent	Score	RPI	S	Opponent	Score	RPI	S	Opponent	Score
2	N	UConn	55 65					60	N	Purdue	68 62	129	H	Yale	56 52
22	H	Florida St.	53 57					94	A	Wake Forest	59 64	232	N	Ole Miss	64 59
												255	A	Iona	61 35
												303	A	Army West Point	60 49
												306	H	Delaware St.	82 44
<hr/>															
Team's RPI: 64															
LAST 12 Division I GAMES:															
				60	N	Purdue	68 62	22	H	Florida St.	53 57				
				303	A	Army West Point	60 49	129	H	Yale	56 52				
				255	A	Iona	61 35	94	A	Wake Forest	59 64				
								306	H	Delaware St.	82 44				
								232	N	Ole Miss	64 59				
								2	N	UConn	55 65				

Non-Div I Games:

St. John's (NY)

Average RPI Win: 181

Average RPI Loss: 16

WON-LOST
RECORDWINNING
PCT. RANKLAST 10
GAMESSTRENGTH OF
SCHEDULEOPP. STRENGTH
OF SCHEDULETEAM
RPIADJ.
RPICONF.
RPIADJ CONF.
RPIDIV. I ONLY
DIV. I NON-CONF.6- 1
6- 140
400- 1
0- 191
91156
15619
1919
192
22
2

TOTALS

RPI 1-25

RPI 26-50

W-L RECORDS

RPI 51-100

RPI 101-150

RPI 150+

6- 1 0- 1
3- 0 0- 0
1- 1 0- 1
2- 0 0- 00- 0
0- 0
0- 0
0- 0OVERALL
HOME
AWAY
NEUTRAL0- 0
0- 0
0- 0
0- 03- 0
1- 0
0- 0
2- 03- 0
2- 0
1- 0
0- 06- 1 0- 1
3- 0 0- 0
1- 1 0- 1
2- 0 0- 00- 0
0- 0
0- 0
0- 0NON-CONFERENCE
HOME
AWAY
NEUTRAL0- 0
0- 0
0- 0
0- 03- 0
1- 0
0- 0
2- 03- 0
2- 0
1- 0
0- 00- 0 0- 0
0- 0 0- 0
0- 0 0- 0
0- 0 0- 00- 0
0- 0
0- 0
0- 0CONFERENCE
HOME
AWAY
NEUTRAL0- 0
0- 0
0- 0
0- 00- 0
0- 0
0- 0
0- 00- 0
0- 0
0- 0
0- 0

RPI	S	Opponent	Score
16	A	Gonzaga	73 79

RPI	S	Opponent	Score
-----	---	----------	-------

RPI	S	Opponent	Score
-----	---	----------	-------

RPI	S	Opponent	Score
103	N	FGCU	88 65
115	H	UC Davis	71 43
142	N	American	71 49
203	H	Idaho	115 71
245	H	San Francisco	96 62
276	A	Hawaii	81 59

LAST 12 Division I GAMES:

16	A	Gonzaga	73 79
276	A	Hawaii	81 59
142	N	American	71 49

103	N	FGCU	88 65
245	H	San Francisco	96 62
203	H	Idaho	115 71
115	H	UC Davis	71 43

Stanford

Stanford

Non-Div I Games:

Stanford

Loss,
 Non-Conf, S Site,
 H Home
A Away
 N Neutral

Average RPI Win:	0	WON-LOST	WINNING	LAST 10	STRENGTH OF	OPP. STRENGTH	TEAM	ADJ.	CONF.	ADJ CONF.
Average RPI Loss:	103	RECORD	PCT. RANK	GAMES	SCHEDULE	OF SCHEDULE	RPI	RPI	RPI	RPI
DIV. I ONLY	0- 7	328	0- 1	22	165	235	235	25	25	
DIV. I NON-CONF.	0- 7	328	0- 1	22	165	235	235	25	25	

TOTALS	RPI 1-25	RPI 26-50	W-L RECORDS	RPI 51-100	RPI 101-150	RPI 150+				
0- 7	0- 2	0- 0	OVERALL	0- 1	0- 3	0- 1				
0- 1	0- 1	0- 0	HOME	0- 0	0- 0	0- 0				
0- 3	0- 1	0- 0	AWAY	0- 1	0- 1	0- 0				
0- 3	0- 0	0- 0	NEUTRAL	0- 0	0- 2	0- 1				
0- 7	0- 2	0- 0	NON-CONFERENCE	0- 1	0- 3	0- 1				
0- 1	0- 1	0- 0	HOME	0- 0	0- 0	0- 0				
0- 3	0- 1	0- 0	AWAY	0- 1	0- 1	0- 0				
0- 3	0- 0	0- 0	NEUTRAL	0- 0	0- 2	0- 1				
0- 0	0- 0	0- 0	CONFERENCE	0- 0	0- 0	0- 0				
0- 0	0- 0	0- 0	HOME	0- 0	0- 0	0- 0				
0- 0	0- 0	0- 0	AWAY	0- 0	0- 0	0- 0				
0- 0	0- 0	0- 0	NEUTRAL	0- 0	0- 0	0- 0				

RPI 1-25				RPI 26-50				RPI 51-100				RPI 101+				Team's RPI: 235
RPI	S	Opponent	Score	RPI	S	Opponent	Score	RPI	S	Opponent	Score	RPI	S	Opponent	Score	
12	A	Tennessee	55 65					82	A	Alabama	47 59	107	N	Wright St.	44 57	
24	H	UCF	55 78									121	A	Tulsa	54 55	
												122	N	Marist	69 76	
												254	N	Hofstra	50 53	

LAST 12 Division I GAMES:																
254	N	Hofstra	50 53	12	A	Tennessee	55 65									
107	N	Wright St.	44 57	82	A	Alabama	47 59									
122	N	Marist	69 76													
24	H	UCF	55 78													
121	A	Tulsa	54 55													

Non-Div I Games: Webber Int'l 80 52

Stetson

Average RPI Win:	250	WON-LOST	WINNING	LAST 10	STRENGTH OF	OPP. STRENGTH	TEAM	ADJ.	CONF.	ADJ CONF.
Average RPI Loss:	102	RECORD	PCT. RANK	GAMES	SCHEDULE	OF SCHEDULE	RPI	RPI	RPI	RPI

DIV. I ONLY	8- 1	23	1- 0	307	160	109	109	24	24
DIV. I NON-CONF.	8- 1	23	1- 0	307	160	109	109	24	24
TOTALS	RPI 1-25	RPI 26-50	W-L RECORDS	RPI 51-100	RPI 101-150	RPI 150+			
8- 1	0- 0	0- 0	OVERALL	0- 0	1- 1	7- 0			
4- 0	0- 0	0- 0	HOME	0- 0	0- 0	4- 0			
4- 1	0- 0	0- 0	AWAY	0- 0	1- 1	3- 0			
0- 0	0- 0	0- 0	NEUTRAL	0- 0	0- 0	0- 0			
8- 1	0- 0	0- 0	NON-CONFERENCE	0- 0	1- 1	7- 0			
4- 0	0- 0	0- 0	HOME	0- 0	0- 0	4- 0			
4- 1	0- 0	0- 0	AWAY	0- 0	1- 1	3- 0			
0- 0	0- 0	0- 0	NEUTRAL	0- 0	0- 0	0- 0			
0- 0	0- 0	0- 0	CONFERENCE	0- 0	0- 0	0- 0			
0- 0	0- 0	0- 0	HOME	0- 0	0- 0	0- 0			
0- 0	0- 0	0- 0	AWAY	0- 0	0- 0	0- 0			
0- 0	0- 0	0- 0	NEUTRAL	0- 0	0- 0	0- 0			

RPI 1-25	RPI 26-50	RPI 51-100	RPI 101+	Team's RPI: 109
RPI S Opponent Score	RPI S Opponent Score	RPI S Opponent Score	RPI S Opponent Score	
			102 A Rutgers	47 61
			112 A Penn St.	81 70
			212 A Sacred Heart	73 58
			243 H Ga. Southern	72 43
			248 H Cornell	63 61
			254 H Hofstra	77 49
			255 A Iona	53 51
			333 A Manhattan	79 48
			340 H Fairleigh Dickinson	63 49
LAST 12 Division I GAMES:				
255 A Iona	53 51	340 H Fairleigh Dickinson	63 49	
254 H Hofstra	77 49	212 A Sacred Heart	73 58	
102 A Rutgers	47 61	248 H Cornell	63 61	
		112 A Penn St.	81 70	
		243 H Ga. Southern	72 43	
		333 A Manhattan	79 48	

Non-Div I Games: SUNY New Paltz 87 50

Stony Brook

Average RPI Win: 144		WON-LOST	WINNING	LAST 10	STRENGTH OF		OPP. STRENGTH	TEAM	ADJ.	CONF.	ADJ CONF.
Average RPI Loss: 16		RECORD	PCT. RANK	GAMES	SCHEDULE		OF SCHEDULE	RPI	RPI	RPI	RPI
DIV. I ONLY		8- 2	46	1- 0	27		152	10	10	1	1
DIV. I NON-CONF.		8- 2	46	1- 0	27		152	10	10	1	1

TOTALS		RPI 1-25		RPI 26-50	W-L RECORDS		RPI 51-100	RPI 101-150		RPI 150+	
8- 2		0- 1		1- 1	OVERALL		2- 0	1- 0		4- 0	
5- 0		0- 0		0- 0	HOME		1- 0	1- 0		3- 0	
0- 2		0- 1		0- 1	AWAY		0- 0	0- 0		0- 0	
3- 0		0- 0		1- 0	NEUTRAL		1- 0	0- 0		1- 0	
8- 2		0- 1		1- 1	NON-CONFERENCE		2- 0	1- 0		4- 0	
5- 0		0- 0		0- 0	HOME		1- 0	1- 0		3- 0	
0- 2		0- 1		0- 1	AWAY		0- 0	0- 0		0- 0	
3- 0		0- 0		1- 0	NEUTRAL		1- 0	0- 0		1- 0	
0- 0		0- 0		0- 0	CONFERENCE		0- 0	0- 0		0- 0	
0- 0		0- 0		0- 0	HOME		0- 0	0- 0		0- 0	
0- 0		0- 0		0- 0	AWAY		0- 0	0- 0		0- 0	
0- 0		0- 0		0- 0	NEUTRAL		0- 0	0- 0		0- 0	

RPI 1-25				Team's RPI: 10			
RPI	S	Opponent	Score				
6	A	Oregon	73 75				

RPI 26-50			
RPI	S	Opponent	Score
26	A	Minnesota	68 72
34	N	DePaul	83 81

RPI 51-100			
RPI	S	Opponent	Score
56	H	Bucknell	70 56
93	N	Kansas St.	70 61

RPI 101+			
RPI	S	Opponent	Score
105	H	Texas A&M	75 65
160	N	Princeton	92 61
175	H	North Dakota	85 49
191	H	Towson	98 55
334	H	UMES	96 51

LAST 12 Division I GAMES:

334	H	UMES	96 51	160	N	Princeton	92 61
191	H	Towson	98 55	93	N	Kansas St.	70 61
26	A	Minnesota	68 72	56	H	Bucknell	70 56
34	N	DePaul	83 81	105	H	Texas A&M	75 65
				6	A	Oregon	73 75
				175	H	North Dakota	85 49

Non-Div I Games:

Syracuse

		TCU						Through Games Of Dec. 12, 2018									
Average RPI Win:		181		WON-LOST		WINNING		LAST 10		STRENGTH OF		OPP. STRENGTH		TEAM		ADJ.	
Average RPI Loss:		90		RECORD		PCT. RANK		GAMES		SCHEDULE		OF SCHEDULE		RPI		RPI	
DIV. I ONLY		7- 1		29		1- 0		172		111		50		50		6	
DIV. I NON-CONF.		7- 1		29		1- 0		172		111		50		50		6	
TOTALS		RPI 1-25		RPI 26-50		W-L RECORDS		RPI 51-100		RPI 101-150		RPI 150+					
7- 1		0- 0		1- 0		OVERALL		0- 1		1- 0		5- 0					
5- 0		0- 0		1- 0		HOME		0- 0		1- 0		3- 0					
2- 0		0- 0		0- 0		AWAY		0- 0		0- 0		2- 0					
0- 1		0- 0		0- 0		NEUTRAL		0- 1		0- 0		0- 0					
7- 1		0- 0		1- 0		NON-CONFERENCE		0- 1		1- 0		5- 0					
5- 0		0- 0		1- 0		HOME		0- 0		1- 0		3- 0					
2- 0		0- 0		0- 0		AWAY		0- 0		0- 0		2- 0					
0- 1		0- 0		0- 0		NEUTRAL		0- 1		0- 0		0- 0					
0- 0		0- 0		0- 0		CONFERENCE		0- 0		0- 0		0- 0					
0- 0		0- 0		0- 0		HOME		0- 0		0- 0		0- 0					
0- 0		0- 0		0- 0		AWAY		0- 0		0- 0		0- 0					
0- 0		0- 0		0- 0		NEUTRAL		0- 0		0- 0		0- 0					
RPI 1-25		RPI 26-50		Team's RPI: 50		RPI 51-100		RPI 101+									
RPI S	Opponent	Score	RPI S	Opponent	Score	RPI S	Opponent	Score	RPI S	Opponent	Score	RPI S	Opponent	Score	RPI S	Opponent	Score
39	H Duquesne	61 48	90	N BYU	58 61	108	H Montana St.	71 49	158	A San Diego St.	81 64	186	H SMU	65 63	232	A Ole Miss	55 50
												239	H Mississippi Val.	96 47			
												303	H Army West Point	63 38			
LAST 12 Division I GAMES:																	
108	H Montana St.	71 49	239	H Mississippi Val.	96 47	303	H Army West Point	63 38	39	H Duquesne	61 48						
232	A Ole Miss	55 50															
158	A San Diego St.	81 64															
90	N BYU	58 61															
186	H SMU	65 63															
Non-Div I Games:																	
TCU																	

Average RPI Win:	290	WON-LOST	WINNING	LAST 10	STRENGTH OF	OPP. STRENGTH	TEAM	ADJ.	CONF.	ADJ CONF.
Average RPI Loss:	91	RECORD	PCT. RANK	GAMES	SCHEDULE	OF SCHEDULE	RPI	RPI	RPI	RPI
DIV. I ONLY	3- 6	238	0- 1	198	84	218	218	8	8	
DIV. I NON-CONF.	3- 6	238	0- 1	198	84	218	218	8	8	

TOTALS	RPI 1-25	RPI 26-50	W-L RECORDS	RPI 51-100	RPI 101-150	RPI 150+				
3- 6	0- 1	0- 2	OVERALL	0- 1	0- 1	3- 1				
2- 0	0- 0	0- 0	HOME	0- 0	0- 0	2- 0				
1- 5	0- 1	0- 2	AWAY	0- 0	0- 1	1- 1				
0- 1	0- 0	0- 0	NEUTRAL	0- 1	0- 0	0- 0				
3- 6	0- 1	0- 2	NON-CONFERENCE	0- 1	0- 1	3- 1				
2- 0	0- 0	0- 0	HOME	0- 0	0- 0	2- 0				
1- 5	0- 1	0- 2	AWAY	0- 0	0- 1	1- 1				
0- 1	0- 0	0- 0	NEUTRAL	0- 1	0- 0	0- 0				
0- 0	0- 0	0- 0	CONFERENCE	0- 0	0- 0	0- 0				
0- 0	0- 0	0- 0	HOME	0- 0	0- 0	0- 0				
0- 0	0- 0	0- 0	AWAY	0- 0	0- 0	0- 0				
0- 0	0- 0	0- 0	NEUTRAL	0- 0	0- 0	0- 0				

RPI 1-25				RPI 26-50				RPI 51-100				RPI 101+ Team's RPI: 218			
RPI	S	Opponent	Score	RPI	S	Opponent	Score	RPI	S	Opponent	Score	RPI	S	Opponent	Score
14	A	Mi ami (FL)	61 73	34	A	DePaul	88 102	95	N	Radford	50 56	122	A	Marist	68 74
				46	A	Vi l l anova	68 76					232	A	Ole Mi ss	55 62
												255	H	I ona	59 39
												306	H	Del aware St.	75 61
												308	A	Saint Joseph' s	58 52
LAST 12 Di vi si on I GAMES:															
		95 N Radford	50 56			46 A Vi l l anova	68 76			255 H I ona	59 39				
		122 A Marist	68 74			34 A DePaul	88 102			14 A Mi ami (FL)	61 73				
		232 A Ole Mi ss	55 62												
		308 A Saint Joseph' s	58 52												
		306 H Del aware St.	75 61												

Non-Di v I Games:

Temple

Average RPI	Win:	179	WON-LOST	WINNING	LAST 10	STRENGTH OF	OPP. STRENGTH	TEAM	ADJ.	CONF.	ADJ CONF.
Average RPI	Loss:	0	RECORD	PCT. RANK	GAMES	SCHEDULE	OF SCHEDULE	RPI	RPI	RPI	RPI
DIV. I ONLY		8- 0		1	1- 0	94	171	12	12	5	5
DIV. I NON-CONF.		8- 0		1	1- 0	94	171	12	12	5	5

TOTALS	RPI 1-25		RPI 26-50		W-L RECORDS	RPI 51-100		RPI 101-150		RPI 150+	
8- 0	0- 0		1- 0		OVERALL	2- 0		0- 0		5- 0	
4- 0	0- 0		0- 0		HOME	0- 0		0- 0		4- 0	
2- 0	0- 0		0- 0		AWAY	2- 0		0- 0		0- 0	
2- 0	0- 0		1- 0		NEUTRAL	0- 0		0- 0		1- 0	
8- 0	0- 0		1- 0		NON-CONFERENCE	2- 0		0- 0		5- 0	
4- 0	0- 0		0- 0		HOME	0- 0		0- 0		4- 0	
2- 0	0- 0		0- 0		AWAY	2- 0		0- 0		0- 0	
2- 0	0- 0		1- 0		NEUTRAL	0- 0		0- 0		1- 0	
0- 0	0- 0		0- 0		CONFERENCE	0- 0		0- 0		0- 0	
0- 0	0- 0		0- 0		HOME	0- 0		0- 0		0- 0	
0- 0	0- 0		0- 0		AWAY	0- 0		0- 0		0- 0	
0- 0	0- 0		0- 0		NEUTRAL	0- 0		0- 0		0- 0	

RPI	S	Opponent	Score	RPI	S	Opponent	Score	RPI	S	Opponent	Score
47	N	Clemson	78 66	51	A	Texas	88 82	167	H	UNC Asheville	73 46
				98	A	Oklahoma St.	76 63	169	N	UAB	73 69
								235	H	Stetson	65 55
								324	H	Presbyterian	97 49
								337	H	Florida A&M	96 31

LAST 12 Division I GAMES:											
169	N	UAB	73 69	51	A	Texas	88 82				
324	H	Presbyterian	97 49	235	H	Stetson	65 55				
				98	A	Oklahoma St.	76 63				
				47	N	Clemson	78 66				
				337	H	Florida A&M	96 31				
				167	H	UNC Asheville	73 46				

Non-Div I Games:

Tennessee

Average RPI Win:	0	WON-LOST	WINNING	LAST 10	STRENGTH OF	OPP. STRENGTH	TEAM	ADJ.	CONF.	ADJ CONF.
Average RPI Loss:	161	RECORD	PCT. RANK	GAMES	SCHEDULE	OF SCHEDULE	RPI	RPI	RPI	RPI
DIV. I ONLY	0- 9	328	0- 1	70	243	292	292	20	20	
DIV. I NON-CONF.	0- 9	328	0- 1	70	243	292	292	20	20	

TOTALS	RPI 1-25	RPI 26-50	W-L RECORDS	RPI 51-100	RPI 101-150	RPI 150+				
0- 9	0- 1	0- 0	OVERALL	0- 1	0- 3	0- 4				
0- 1	0- 0	0- 0	HOME	0- 0	0- 1	0- 0				
0- 5	0- 1	0- 0	AWAY	0- 0	0- 0	0- 4				
0- 3	0- 0	0- 0	NEUTRAL	0- 1	0- 2	0- 0				
0- 9	0- 1	0- 0	NON-CONFERENCE	0- 1	0- 3	0- 4				
0- 1	0- 0	0- 0	HOME	0- 0	0- 1	0- 0				
0- 5	0- 1	0- 0	AWAY	0- 0	0- 0	0- 4				
0- 3	0- 0	0- 0	NEUTRAL	0- 1	0- 2	0- 0				
0- 0	0- 0	0- 0	CONFERENCE	0- 0	0- 0	0- 0				
0- 0	0- 0	0- 0	HOME	0- 0	0- 0	0- 0				
0- 0	0- 0	0- 0	AWAY	0- 0	0- 0	0- 0				
0- 0	0- 0	0- 0	NEUTRAL	0- 0	0- 0	0- 0				

RPI 1-25				RPI 26-50				RPI 51-100				RPI 101+				Team's RPI: 292
RPI	S	Opponent	Score	RPI	S	Opponent	Score	RPI	S	Opponent	Score	RPI	S	Opponent	Score	
5	A	Louisville	52 107					53	N	Arkansas	55 79	128	N	Pittsburgh	56 78	
												147	N	Wisconsin	53 58	
												148	H	South Alabama	56 78	
												154	A	Vanderbilt	63 89	
												200	A	Troy	67 92	
												297	A	Alabama A&M	57 67	
												316	A	Lipscomb	62 64	

LAST 12 Division I GAMES:																
		5	A	Louisville	52	107				154	A	Vanderbilt	63	89		
		148	H	South Alabama	56	78				200	A	Troy	67	92		
		128	N	Pittsburgh	56	78				297	A	Alabama A&M	57	67		
		147	N	Wisconsin	53	58				316	A	Lipscomb	62	64		
		53	N	Arkansas	55	79										

Non-Div I Games:

Tennessee St.

Average RPI	Win: 242	WON-LOST RECORD	WINNING PCT. RANK	LAST 10 GAMES	STRENGTH OF SCHEDULE	OPP. STRENGTH OF SCHEDULE	TEAM RPI	ADJ. RPI	CONF. RPI	ADJ CONF. RPI
Average RPI	Loss: 45									
DIV. I ONLY		4- 3	140	0- 1	99	154	76	76	20	20
DIV. I NON-CONF.		4- 3	140	0- 1	99	154	76	76	20	20

TOTALS	RPI 1-25		RPI 26-50		W-L RECORDS	RPI 51-100	RPI 101-150		RPI 150+	
4- 3	0- 1		0- 0		OVERALL	1- 2	0- 0		3- 0	
2- 0	0- 0		0- 0		HOME	1- 0	0- 0		1- 0	
2- 2	0- 0		0- 0		AWAY	0- 2	0- 0		2- 0	
0- 1	0- 1		0- 0		NEUTRAL	0- 0	0- 0		0- 0	
4- 3	0- 1		0- 0		NON-CONFERENCE	1- 2	0- 0		3- 0	
2- 0	0- 0		0- 0		HOME	1- 0	0- 0		1- 0	
2- 2	0- 0		0- 0		AWAY	0- 2	0- 0		2- 0	
0- 1	0- 1		0- 0		NEUTRAL	0- 0	0- 0		0- 0	
0- 0	0- 0		0- 0		CONFERENCE	0- 0	0- 0		0- 0	
0- 0	0- 0		0- 0		HOME	0- 0	0- 0		0- 0	
0- 0	0- 0		0- 0		AWAY	0- 0	0- 0		0- 0	
0- 0	0- 0		0- 0		NEUTRAL	0- 0	0- 0		0- 0	

RPI 1-25				RPI 26-50				RPI 51-100 Team's RPI: 76				RPI 101+			
RPI	S	Opponent	Score	RPI	S	Opponent	Score	RPI	S	Opponent	Score	RPI	S	Opponent	Score
25	N	Old Domini on	73 80					53	A	Arkansas	42 65	231	A	Wi chi ta St.	55 45
								57	A	Xavier	60 70	327	H	Western Caro.	77 58
								65	H	Mi ddl e Tenn.	68 64	345	A	Charl eston So.	77 55

LAST 12 Division I GAMES:															
25	N	Old Domini on	73 80	53	A	Arkansas	42 65								
345	A	Charl eston So.	77 55	231	A	Wi chi ta St.	55 45								
327	H	Western Caro.	77 58												
65	H	Mi ddl e Tenn.	68 64												
57	A	Xavier	60 70												

Non-Div I Games: Cumberland (TN) 88 55

Tennessee Tech

Average RPI Win: 173

Average RPI Loss: 17

WON-LOST
RECORDWINNING
PCT. RANKLAST 10
GAMESSTRENGTH OF
SCHEDULEOPP. STRENGTH
OF SCHEDULETEAM
RPIADJ.
RPICONF.
RPIADJ CONF.
RPIDIV. I ONLY
DIV. I NON-CONF.7- 2
7- 251
512- 0
2- 083
8392
9251
5151
516
66
6

TOTALS

RPI 1-25

RPI 26-50

W-L RECORDS

RPI 51-100

RPI 101-150

RPI 150+

7- 2

0- 2

2- 0

OVERALL

1- 0

0- 0

4- 0

3- 2

0- 2

1- 0

HOME

0- 0

0- 0

2- 0

1- 0

0- 0

0- 0

AWAY

0- 0

0- 0

1- 0

3- 0

0- 0

1- 0

NEUTRAL

1- 0

0- 0

1- 0

7- 2

0- 2

2- 0

NON-CONFERENCE

1- 0

0- 0

4- 0

3- 2

0- 2

1- 0

HOME

0- 0

0- 0

2- 0

1- 0

0- 0

0- 0

AWAY

0- 0

0- 0

1- 0

3- 0

0- 0

1- 0

NEUTRAL

1- 0

0- 0

1- 0

0- 0

0- 0

0- 0

CONFERENCE

0- 0

0- 0

0- 0

0- 0

0- 0

0- 0

HOME

0- 0

0- 0

0- 0

0- 0

0- 0

0- 0

AWAY

0- 0

0- 0

0- 0

0- 0

0- 0

0- 0

NEUTRAL

0- 0

0- 0

0- 0

RPI 1-25

RPI 26-50

RPI 51-100

Team's RPI: 51

RPI 101+

RPI	S	Opponent	Score
12	H	Tennessee	82 88
21	H	Mississippi St.	49 67

RPI	S	Opponent	Score
39	H	Duquesne	78 41
42	N	Michigan	69 52

RPI	S	Opponent	Score
71	N	Quinnipiac	56 55

RPI	S	Opponent	Score
161	N	Fordham	72 54
282	A	North Texas	64 54
294	H	UTSA	98 54
319	H	McNeese	96 40

LAST 12 Division I GAMES:

161	N	Fordham	72	54
282	A	North Texas	64	54
39	H	Duquesne	78	41

42	N	Michigan	69	52
12	H	Tennessee	82	88
21	H	Mississippi St.	49	67
294	H	UTSA	98	54
71	N	Quinnipiac	56	55
319	H	McNeese	96	40

Non-Div I Games:

Texas

Average RPI Win: 192		WON-LOST	WINNING	LAST 10	STRENGTH OF		OPP. STRENGTH	TEAM	ADJ.	CONF.	ADJ CONF.
Average RPI Loss: 23		RECORD	PCT. RANK	GAMES	SCHEDULE		OF SCHEDULE	RPI	RPI	RPI	RPI
DIV. I ONLY		6- 2	68	1- 0	221		60	105	105	5	5
DIV. I NON-CONF.		6- 2	68	1- 0	221		60	105	105	5	5

TOTALS		RPI 1-25		RPI 26-50	W-L RECORDS		RPI 51-100	RPI 101-150		RPI 150+	
6- 2		0- 1		0- 1	OVERALL		0- 0	2- 0		4- 0	
4- 1		0- 0		0- 1	HOME		0- 0	1- 0		3- 0	
2- 1		0- 1		0- 0	AWAY		0- 0	1- 0		1- 0	
0- 0		0- 0		0- 0	NEUTRAL		0- 0	0- 0		0- 0	
6- 2		0- 1		0- 1	NON-CONFERENCE		0- 0	2- 0		4- 0	
4- 1		0- 0		0- 1	HOME		0- 0	1- 0		3- 0	
2- 1		0- 1		0- 0	AWAY		0- 0	1- 0		1- 0	
0- 0		0- 0		0- 0	NEUTRAL		0- 0	0- 0		0- 0	
0- 0		0- 0		0- 0	CONFERENCE		0- 0	0- 0		0- 0	
0- 0		0- 0		0- 0	HOME		0- 0	0- 0		0- 0	
0- 0		0- 0		0- 0	AWAY		0- 0	0- 0		0- 0	
0- 0		0- 0		0- 0	NEUTRAL		0- 0	0- 0		0- 0	

RPI 1-25				RPI 26-50				RPI 51-100				RPI 101+ Team's RPI: 105			
RPI	S	Opponent	Score	RPI	S	Opponent	Score	RPI	S	Opponent	Score	RPI	S	Opponent	Score
10	A	Syracuse	65 75	35	H	Lamar University	68 74					132	A	Houston	68 52
												138	H	Rice	65 54
												155	H	Arkansas St.	97 56
												169	A	Little Rock	61 40
												238	H	Jacksonville	73 53
												318	H	Central Ark.	84 27
LAST 12 Division I GAMES:															
318	H	Central Ark.	84 27	169	A	Little Rock	61 40								
132	A	Houston	68 52	10	A	Syracuse	65 75								
35	H	Lamar University	68 74	238	H	Jacksonville	73 53								
155	H	Arkansas St.	97 56	138	H	Rice	65 54								

Non-Div I Games:

Texas A&M

Average RPI Win:	336	WON-LOST	WINNING	LAST 10	STRENGTH OF	OPP. STRENGTH	TEAM	ADJ.	CONF.	ADJ CONF.
Average RPI Loss:	103	RECORD	PCT. RANK	GAMES	SCHEDULE	OF SCHEDULE	RPI	RPI	RPI	RPI
DIV. I ONLY	2- 5	257	1- 0	137	321	211	211	27	27	
DIV. I NON-CONF.	2- 5	257	1- 0	137	321	211	211	27	27	

TOTALS	RPI 1-25	RPI 26-50	W-L RECORDS	RPI 51-100	RPI 101-150	RPI 150+				
2- 5	0- 0	0- 2	OVERALL	0- 0	0- 2	2- 1				
0- 0	0- 0	0- 0	HOME	0- 0	0- 0	0- 0				
2- 3	0- 0	0- 2	AWAY	0- 0	0- 1	2- 0				
0- 2	0- 0	0- 0	NEUTRAL	0- 0	0- 1	0- 1				
2- 5	0- 0	0- 2	NON-CONFERENCE	0- 0	0- 2	2- 1				
0- 0	0- 0	0- 0	HOME	0- 0	0- 0	0- 0				
2- 3	0- 0	0- 2	AWAY	0- 0	0- 1	2- 0				
0- 2	0- 0	0- 0	NEUTRAL	0- 0	0- 1	0- 1				
0- 0	0- 0	0- 0	CONFERENCE	0- 0	0- 0	0- 0				
0- 0	0- 0	0- 0	HOME	0- 0	0- 0	0- 0				
0- 0	0- 0	0- 0	AWAY	0- 0	0- 0	0- 0				
0- 0	0- 0	0- 0	NEUTRAL	0- 0	0- 0	0- 0				

RPI 1-25				RPI 26-50				RPI 51-100				RPI 101+ Team's RPI: 211			
RPI	S	Opponent	Score	RPI	S	Opponent	Score	RPI	S	Opponent	Score	RPI	S	Opponent	Score
				30	A	Michigan St.	45 91					120	N	Abilene Christian	39 81
				31	A	Tulane	56 62					138	A	Rice	71 76
												194	N	Nicholls St.	57 58
												326	A	UTRGV	69 55
												346	A	Savannah St.	65 41
LAST 12 Division I GAMES:															
				346	A	Savannah St.	65 41	326	A	UTRGV	69 55				
				194	N	Nicholls St.	57 58	30	A	Michigan St.	45 91				
				120	N	Abilene Christian	39 81								
				138	A	Rice	71 76								
				31	A	Tulane	56 62								

Non-Div I Games: Paul Quinn 83 54

Texas Southern

Average RPI Win: 268

Average RPI Loss: 108

WON-LOST
RECORDWINNING
PCT. RANKLAST 10
GAMESSTRENGTH OF
SCHEDULEOPP. STRENGTH
OF SCHEDULETEAM
RPIADJ.
RPICONF.
RPIADJ CONF.
RPIDIV. I ONLY
DIV. I NON-CONF.3- 4
3- 4202
2020- 1
0- 1178
178183
183206
206206
20619
1919
19

TOTALS

RPI 1-25

RPI 26-50

W-L RECORDS

RPI 51-100

RPI 101-150

RPI 150+

3- 4

0- 0

0- 1

OVERALL

0- 1

0- 1

3- 1

1- 2

0- 0

0- 0

HOME

0- 0

0- 1

1- 1

2- 2

0- 0

0- 1

AWAY

0- 1

0- 0

2- 0

0- 0

0- 0

0- 0

NEUTRAL

0- 0

0- 0

0- 0

3- 4

0- 0

0- 1

NON-CONFERENCE

0- 1

0- 1

3- 1

1- 2

0- 0

0- 0

HOME

0- 0

0- 1

1- 1

2- 2

0- 0

0- 1

AWAY

0- 1

0- 0

2- 0

0- 0

0- 0

0- 0

NEUTRAL

0- 0

0- 0

0- 0

0- 0

0- 0

0- 0

CONFERENCE

0- 0

0- 0

0- 0

0- 0

0- 0

0- 0

HOME

0- 0

0- 0

0- 0

0- 0

0- 0

0- 0

AWAY

0- 0

0- 0

0- 0

0- 0

0- 0

0- 0

NEUTRAL

0- 0

0- 0

0- 0

RPI 1-25

RPI 26-50

RPI 51-100

RPI 101+

Team's RPI: 206

RPI S Opponent Score

RPI S Opponent Score

RPI S Opponent Score

RPI S Opponent Score

38 A New Mexico 51 82

98 A Oklahoma St. 55 66

108 H Montana St. 59 67

188 H Oral Roberts 64 81

194 H Nicholls St. 72 67

294 A UTSA 68 60

317 A A&M-Corpus Christi 60 53

LAST 12 Division I GAMES:

108 H Montana St. 59 67

194 H Nicholls St. 72 67

98 A Oklahoma St. 55 66

317 A A&M-Corpus Christi 60 53

188 H Oral Roberts 64 81

294 A UTSA 68 60

38 A New Mexico 51 82

Non-Div I Games:

UNKNOWN

92 39

Texas St.

Average RPI Win:	228	WON-LOST	WINNING	LAST 10	STRENGTH OF	OPP. STRENGTH	TEAM	ADJ.	CONF.	ADJ CONF.
Average RPI Loss:	201	RECORD	PCT. RANK	GAMES	SCHEDULE	OF SCHEDULE	RPI	RPI	RPI	RPI
DIV. I ONLY	5- 2	80	0- 1	230	255	187	187	6	6	
DIV. I NON-CONF.	5- 2	80	0- 1	230	255	187	187	6	6	

TOTALS	RPI 1-25	RPI 26-50	W-L RECORDS	RPI 51-100	RPI 101-150	RPI 150+				
5- 2	0- 0	0- 0	OVERALL	1- 0	0- 0	4- 2				
5- 1	0- 0	0- 0	HOME	1- 0	0- 0	4- 1				
0- 1	0- 0	0- 0	AWAY	0- 0	0- 0	0- 1				
0- 0	0- 0	0- 0	NEUTRAL	0- 0	0- 0	0- 0				
5- 2	0- 0	0- 0	NON-CONFERENCE	1- 0	0- 0	4- 2				
5- 1	0- 0	0- 0	HOME	1- 0	0- 0	4- 1				
0- 1	0- 0	0- 0	AWAY	0- 0	0- 0	0- 1				
0- 0	0- 0	0- 0	NEUTRAL	0- 0	0- 0	0- 0				
0- 0	0- 0	0- 0	CONFERENCE	0- 0	0- 0	0- 0				
0- 0	0- 0	0- 0	HOME	0- 0	0- 0	0- 0				
0- 0	0- 0	0- 0	AWAY	0- 0	0- 0	0- 0				
0- 0	0- 0	0- 0	NEUTRAL	0- 0	0- 0	0- 0				

RPI 1-25				RPI 26-50				RPI 51-100				RPI 101+				Team's RPI: 187
RPI	S	Opponent	Score	RPI	S	Opponent	Score	RPI	S	Opponent	Score	RPI	S	Opponent	Score	
								84	H	SFA	77 69	199	A	Florida	67	72
												203	H	Idaho	77	88
												217	H	La. -Monroe	86	42
												224	H	Jacksonville St.	71	58
												298	H	Houston Baptist	82	76
												317	H	A&M-Corpus Christi	78	61

LAST 12 Division I GAMES:																
				199	A	Florida	67	72				224	H	Jacksonville St.	71	58
				84	H	SFA	77	69								
				298	H	Houston Baptist	82	76								
				317	H	A&M-Corpus Christi	78	61								
				203	H	Idaho	77	88								
				217	H	La. -Monroe	86	42								

Non-Div I Games:

Texas Tech

Toledo				Through Games Of Dec. 12, 2018											
Average RPI	Win:	192		WON-LOST RECORD	WINNING PCT. RANK	LAST 10 GAMES	STRENGTH OF SCHEDULE	OPP. STRENGTH OF SCHEDULE	TEAM RPI	ADJ. RPI	CONF. RPI	ADJ CONF. RPI			
DIV. I ONLY				6- 3	97	0- 1	216	8	78	78	10	10			
DIV. I NON-CONF.				6- 3	97	0- 1	216	8	78	78	10	10			

TOTALS		RPI 1-25		RPI 26-50		W-L RECORDS		RPI 51-100		RPI 101-150		RPI 150+			
6- 3		0- 1		2- 0		OVERALL		0- 2		0- 0		4- 0			
2- 1		0- 1		1- 0		HOME		0- 0		0- 0		1- 0			
4- 2		0- 0		1- 0		AWAY		0- 2		0- 0		3- 0			
0- 0		0- 0		0- 0		NEUTRAL		0- 0		0- 0		0- 0			
6- 3		0- 1		2- 0		NON-CONFERENCE		0- 2		0- 0		4- 0			
2- 1		0- 1		1- 0		HOME		0- 0		0- 0		1- 0			
4- 2		0- 0		1- 0		AWAY		0- 2		0- 0		3- 0			
0- 0		0- 0		0- 0		NEUTRAL		0- 0		0- 0		0- 0			
0- 0		0- 0		0- 0		CONFERENCE		0- 0		0- 0		0- 0			
0- 0		0- 0		0- 0		HOME		0- 0		0- 0		0- 0			
0- 0		0- 0		0- 0		AWAY		0- 0		0- 0		0- 0			
0- 0		0- 0		0- 0		NEUTRAL		0- 0		0- 0		0- 0			

RPI 1-25				RPI 26-50				RPI 51-100		Team's RPI: 78		RPI 101+			
RPI	S	Opponent	Score	RPI	S	Opponent	Score	RPI	S	Opponent	Score	RPI	S	Opponent	Score
1	H	Notre Dame	56 72	39	H	Duquesne	65 52	52	A	Maine	59 73	255	H	Iona	84 38
				49	A	Belmont	78 69	86	A	Dayton	49 70	261	A	Valparaiso	65 59
												270	A	Memphis	58 48
												278	A	Cleveland St.	65 60

LAST 12 Division I GAMES:															
86	A	Dayton	49 70	1	H	Notre Dame	56 72	278	A	Cleveland St.	65 60	270	A	Memphis	58 48
39	H	Duquesne	65 52	255	H	Iona	84 38	49	A	Belmont	78 69	261	A	Valparaiso	65 59
52	A	Maine	59 73												

Non-Div I Games:

Toledo

Average RPI Win: 273
Average RPI Loss: 119

WON-LOST
RECORD

WINNING
PCT. RANK

LAST 10
GAMES

STRENGTH OF
SCHEDULE

OPP. STRENGTH
OF SCHEDULE

TEAM
RPI

ADJ.
RPI

CONF.
RPI

ADJ CONF.
RPI

DIV. I ONLY	5- 4	147	1- 0	297	109	191	191	13	13
DIV. I NON-CONF.	5- 4	147	1- 0	297	109	191	191	13	13
TOTALS	RPI 1-25	RPI 26-50	W-L RECORDS	RPI 51-100	RPI 101-150	RPI 150+			
5- 4	0- 1	0- 0	OVERALL	0- 1	0- 0	5- 2			
3- 0	0- 0	0- 0	HOME	0- 0	0- 0	3- 0			
2- 4	0- 1	0- 0	AWAY	0- 1	0- 0	2- 2			
0- 0	0- 0	0- 0	NEUTRAL	0- 0	0- 0	0- 0			
5- 4	0- 1	0- 0	NON-CONFERENCE	0- 1	0- 0	5- 2			
3- 0	0- 0	0- 0	HOME	0- 0	0- 0	3- 0			
2- 4	0- 1	0- 0	AWAY	0- 1	0- 0	2- 2			
0- 0	0- 0	0- 0	NEUTRAL	0- 0	0- 0	0- 0			
0- 0	0- 0	0- 0	CONFERENCE	0- 0	0- 0	0- 0			
0- 0	0- 0	0- 0	HOME	0- 0	0- 0	0- 0			
0- 0	0- 0	0- 0	AWAY	0- 0	0- 0	0- 0			
0- 0	0- 0	0- 0	NEUTRAL	0- 0	0- 0	0- 0			

RPI	S	Opponent	Score	RPI	S	Opponent	Score	RPI	S	Opponent	Score	RPI	S	Opponent	Score	Team's RPI: 191
10	A	Syracuse	55 98					94	A	Wake Forest	53 60	152	A	Mt. St. Mary's	78 87	
												180	H	Massachusetts	78 53	
												219	A	George Washington	63 76	
												268	A	UMBC	71 62	
												298	H	La Salle	92 68	
												308	A	Saint Joseph's	73 52	
												313	H	Loyola Maryland	62 57	
LAST 12 Division I GAMES:																
308	A	Saint Joseph's	73 52	10	A	Syracuse	55 98	219	A	George Washington	63 76	152	A	Mt. St. Mary's	78 87	
313	H	Loyola Maryland	62 57					268	A	UMBC	71 62	298	H	La Salle	92 68	
94	A	Wake Forest	53 60					180	H	Massachusetts	78 53					

Non-Div I Games:

Towson

Average RPI Win:	243	WON-LOST	WINNING	LAST 10	STRENGTH OF	OPP. STRENGTH	TEAM	ADJ.	CONF.	ADJ CONF.
Average RPI Loss:	44	RECORD	PCT. RANK	GAMES	SCHEDULE	OF SCHEDULE	RPI	RPI	RPI	RPI
DIV. I ONLY	6- 2	68	0- 0	334	31	200	200	19	19	
DIV. I NON-CONF.	6- 2	68	0- 0	334	31	200	200	19	19	

TOTALS	RPI 1-25	RPI 26-50	W-L RECORDS	RPI 51-100	RPI 101-150	RPI 150+				
6- 2	0- 1	0- 0	OVERALL	0- 1	1- 0	5- 0				
3- 1	0- 0	0- 0	HOME	0- 1	0- 0	3- 0				
1- 1	0- 1	0- 0	AWAY	0- 0	0- 0	1- 0				
2- 0	0- 0	0- 0	NEUTRAL	0- 0	1- 0	1- 0				
6- 2	0- 1	0- 0	NON-CONFERENCE	0- 1	1- 0	5- 0				
3- 1	0- 0	0- 0	HOME	0- 1	0- 0	3- 0				
1- 1	0- 1	0- 0	AWAY	0- 0	0- 0	1- 0				
2- 0	0- 0	0- 0	NEUTRAL	0- 0	1- 0	1- 0				
0- 0	0- 0	0- 0	CONFERENCE	0- 0	0- 0	0- 0				
0- 0	0- 0	0- 0	HOME	0- 0	0- 0	0- 0				
0- 0	0- 0	0- 0	AWAY	0- 0	0- 0	0- 0				
0- 0	0- 0	0- 0	NEUTRAL	0- 0	0- 0	0- 0				

RPI 1-25				RPI 26-50				RPI 51-100				RPI 101+ Team's RPI: 200			
RPI	S	Opponent	Score	RPI	S	Opponent	Score	RPI	S	Opponent	Score	RPI	S	Opponent	Score
22	A	Florida St.	67 103					65	H	Middle Tenn.	64 67	130	N	Sam Houston St.	84 79
												239	N	Mississippi Val.	75 54
												244	H	Alabama St.	116 46
												265	H	Samford	72 52
												286	A	ETSU	84 66
												292	H	Tennessee St.	92 67

LAST 12 Division I GAMES:															
				65	H	Middle Tenn.	64 67	292	H	Tennessee St.	92 67				
				244	H	Alabama St.	116 46	265	H	Samford	72 52				
				239	N	Mississippi Val.	75 54	22	A	Florida St.	67 103				
				130	N	Sam Houston St.	84 79								
				286	A	ETSU	84 66								

Non-Div I Games: Talladega 91 70

Troy

T
u
l
a
n
e

Tulane				Through Games Of Dec. 12, 2018							
Average RPI	Win:	190	WON-LOST	WINNING	LAST 10	STRENGTH OF	OPP. STRENGTH	TEAM	ADJ.	CONF.	ADJ CONF.
Average RPI	Loss:	43	RECORD	PCT. RANK	GAMES	SCHEDULE	OF SCHEDULE	RPI	RPI	RPI	RPI
DIV. I ONLY	7- 2	51	0- 1	87	65	31	31	8	8		
DIV. I NON-CONF.	7- 2	51	0- 1	87	65	31	31	8	8		

TOTALS	RPI 1-25	RPI 26-50	W-L RECORDS	RPI 51-100	RPI 101-150	RPI 150+					
7- 2	0- 1	0- 0	OVERALL	2- 1	0- 0	5- 0					
5- 0	0- 0	0- 0	HOME	1- 0	0- 0	4- 0					
1- 1	0- 0	0- 0	AWAY	1- 1	0- 0	0- 0					
1- 1	0- 1	0- 0	NEUTRAL	0- 0	0- 0	1- 0					
7- 2	0- 1	0- 0	NON-CONFERENCE	2- 1	0- 0	5- 0					
5- 0	0- 0	0- 0	HOME	1- 0	0- 0	4- 0					
1- 1	0- 0	0- 0	AWAY	1- 1	0- 0	0- 0					
1- 1	0- 1	0- 0	NEUTRAL	0- 0	0- 0	1- 0					
0- 0	0- 0	0- 0	CONFERENCE	0- 0	0- 0	0- 0					
0- 0	0- 0	0- 0	HOME	0- 0	0- 0	0- 0					
0- 0	0- 0	0- 0	AWAY	0- 0	0- 0	0- 0					
0- 0	0- 0	0- 0	NEUTRAL	0- 0	0- 0	0- 0					

RPI 1-25			RPI 26-50		Team's RPI: 31	RPI 51-100			RPI 101+		
RPI S	Opponent	Score	RPI S	Opponent	Score	RPI S	Opponent	Score	RPI S	Opponent	Score
3 N	Cal i forni a	57 65				58 H	Washi ngton	63 51	194 H	Ni chol l s St.	71 46
						70 A	LSU	56 54	211 H	Texas Southern	62 56
						82 A	Al abama	58 69	253 H	Fla. Atlanti c	88 45
									267 H	Southern Mi ss.	71 54
									278 N	Cleveland St.	81 72

LAST 12 Division I GAMES:											
253 H	Fla. Atlanti c	88 45	82 A	Al abama	58 69						
278 N	Cleveland St.	81 72	194 H	Ni chol l s St.	71 46						
3 N	Cal i forni a	57 65	267 H	Southern Mi ss.	71 54						
58 H	Washi ngton	63 51									
70 A	LSU	56 54									
211 H	Texas Southern	62 56									

T
u
l
a
n
e

Non-Div I Games:

Tulane

T
u
l
s
a

Tul sa				Through Games Of Dec. 12, 2018													
Average RPI Win: 164		WON-LOST RECORD	WINNING PCT. RANK	LAST 10 GAMES	STRENGTH OF SCHEDULE	OPP. STRENGTH OF SCHEDULE	TEAM RPI	ADJ. RPI	CONF. RPI	ADJ CONF. RPI							
Average RPI Loss: 92																	
DIV. I ONLY		5- 5	161	0- 1	156	36	121	121	8	8							
DIV. I NON-CONF.		5- 5	161	0- 1	156	36	121	121	8	8							

TOTALS		RPI 1-25	RPI 26-50		W-L RECORDS		RPI 51-100	RPI 101-150	RPI 150+								
5- 5	0- 0	0- 2		OVERALL		1- 1	1- 1	3- 1									
3- 0	0- 0	0- 0		HOME		0- 0	1- 0	2- 0									
1- 5	0- 0	0- 2		AWAY		0- 1	0- 1	1- 1									
1- 0	0- 0	0- 0		NEUTRAL		1- 0	0- 0	0- 0									
5- 5	0- 0	0- 2		NON-CONFERENCE		1- 1	1- 1	3- 1									
3- 0	0- 0	0- 0		HOME		0- 0	1- 0	2- 0									
1- 5	0- 0	0- 2		AWAY		0- 1	0- 1	1- 1									
1- 0	0- 0	0- 0		NEUTRAL		1- 0	0- 0	0- 0									
0- 0	0- 0	0- 0		CONFERENCE		0- 0	0- 0	0- 0									
0- 0	0- 0	0- 0		HOME		0- 0	0- 0	0- 0									
0- 0	0- 0	0- 0		AWAY		0- 0	0- 0	0- 0									
0- 0	0- 0	0- 0		NEUTRAL		0- 0	0- 0	0- 0									
RPI 1-25		RPI 26-50		RPI 51-100		RPI 101+		Team's RPI: 121									
RPI S Opponent	Score	RPI S Opponent	Score	RPI S Opponent	Score	RPI S Opponent	Score										
28 A Arizona St.	52 70	28 A Arizona St.	52 70	82 N Al abama	80 73	120 H Abilene Christian	75 63										
49 A Bel mont	53 78	49 A Bel mont	53 78	84 A SFA	34 76	142 A American	52 68										
						155 A Arkansas St.	60 73										
						188 A Oral Roberts	76 68										
						195 H Saint Louis	86 75										
						235 H Stetson	55 54										

LAST 12 Division I GAMES:																	
188 A Oral Roberts	76 68	28 A Ari zona St.	52 70	155 A Arkansas St.	60 73	120 H Abilene Christian	75 63										
49 A Bel mont	53 78	82 N Al abama	80 73	84 A SFA	34 76	142 A American	52 68										
142 A Ameri can	52 68	120 H Abilene Christian	75 63	195 H Saint Louis	86 75	155 A Arkansas St.	60 73										
235 H Stetson	55 54	188 A Oral Roberts	76 68	28 A Ari zona St.	52 70	188 A Oral Roberts	76 68										
		49 A Bel mont	53 78	82 N Al abama	80 73	195 H Saint Louis	86 75										
		142 A Ameri can	52 68	120 H Abilene Christian	75 63	235 H Stetson	55 54										
		235 H Stetson	55 54	155 A Arkansas St.	60 73												

T
u
l
s
a

Non-Div I Games:

Tul sa

Average RPI	Win:	278	WON-LOST	WINNING	LAST 10	STRENGTH OF	OPP. STRENGTH	TEAM	ADJ.	CONF.	ADJ CONF.
Average RPI	Loss:	12	RECORD	PCT. RANK	GAMES	SCHEDULE	OF SCHEDULE	RPI	RPI	RPI	RPI
DIV. I ONLY		8- 1	23	0- 1	335	174	169	169	18	18	
DIV. I NON-CONF.		8- 1	23	0- 1	335	174	169	169	18	18	
<hr/>											
TOTALS	RPI 1-25		RPI 26-50		W-L RECORDS	RPI 51-100		RPI 101-150		RPI 150+	
8- 1	0- 1		0- 0		OVERALL	0- 0		0- 0		8- 0	
5- 0	0- 0		0- 0		HOME	0- 0		0- 0		5- 0	
2- 0	0- 0		0- 0		AWAY	0- 0		0- 0		2- 0	
1- 1	0- 1		0- 0		NEUTRAL	0- 0		0- 0		1- 0	
8- 1	0- 1		0- 0		NON-CONFERENCE	0- 0		0- 0		8- 0	
5- 0	0- 0		0- 0		HOME	0- 0		0- 0		5- 0	
2- 0	0- 0		0- 0		AWAY	0- 0		0- 0		2- 0	
1- 1	0- 1		0- 0		NEUTRAL	0- 0		0- 0		1- 0	
0- 0	0- 0		0- 0		CONFERENCE	0- 0		0- 0		0- 0	
0- 0	0- 0		0- 0		HOME	0- 0		0- 0		0- 0	
0- 0	0- 0		0- 0		AWAY	0- 0		0- 0		0- 0	
0- 0	0- 0		0- 0		NEUTRAL	0- 0		0- 0		0- 0	

RPI 1-25				RPI 26-50				RPI 51-100				RPI 101+ Team's RPI: 169			
RPI	S	Opponent	Score	RPI	S	Opponent	Score	RPI	S	Opponent	Score	RPI	S	Opponent	Score
12	N	Tennessee	69 73									181	N	Oklahoma	89 84
												220	H	Appalachian St.	80 61
												265	A	Samford	66 41
												270	H	Memphis	85 54
												297	H	Alabama A&M	82 47
												319	H	McNeese	91 48
												323	A	Chicago St.	90 45
												349	H	Alcorn	80 53
<hr/>															
LAST 12 Division I GAMES:															
12	N	Tennessee	69 73	265	A	Samford	66 41	349	H	Alcorn	80 53	297	H	Alabama A&M	82 47
319	H	McNeese	91 48					181	N	Oklahoma	89 84	323	A	Chicago St.	90 45
220	H	Appalachian St.	80 61					270	H	Memphis	85 54				

Non-Div I Games:

UAB

UC Irvine				Through Games Of Dec. 12, 2018								
Average RPI	Win:	238	WON-LOST	WINNING	LAST 10	STRENGTH OF		OPP. STRENGTH	TEAM	ADJ.	CONF.	ADJ CONF.
Average RPI	Loss:	158	RECORD	PCT. RANK	GAMES	SCHEDULE		OF SCHEDULE	RPI	RPI	RPI	RPI
DIV. I ONLY			6- 1	40	0- 1	336		139	204	204	23	23
DIV. I NON-CONF.			6- 1	40	0- 1	336		139	204	204	23	23

TOTALS		RPI 1-25	RPI 26-50		W-L RECORDS		RPI 51-100		RPI 101-150		RPI 150+	
6- 1		0- 0	0- 0		OVERALL		0- 0		1- 0		5- 1	
3- 1		0- 0	0- 0		HOME		0- 0		0- 0		3- 1	
1- 0		0- 0	0- 0		AWAY		0- 0		0- 0		1- 0	
2- 0		0- 0	0- 0		NEUTRAL		0- 0		1- 0		1- 0	
6- 1		0- 0	0- 0		NON-CONFERENCE		0- 0		1- 0		5- 1	
3- 1		0- 0	0- 0		HOME		0- 0		0- 0		3- 1	
1- 0		0- 0	0- 0		AWAY		0- 0		0- 0		1- 0	
2- 0		0- 0	0- 0		NEUTRAL		0- 0		1- 0		1- 0	
0- 0		0- 0	0- 0		CONFERENCE		0- 0		0- 0		0- 0	
0- 0		0- 0	0- 0		HOME		0- 0		0- 0		0- 0	
0- 0		0- 0	0- 0		AWAY		0- 0		0- 0		0- 0	
0- 0		0- 0	0- 0		NEUTRAL		0- 0		0- 0		0- 0	

RPI 1-25				RPI 26-50				RPI 51-100				RPI 101+ Team's RPI: 204			
RPI	S	Opponent	Score	RPI	S	Opponent	Score	RPI	S	Opponent	Score	RPI	S	Opponent	Score
												125	N	Indiana St.	77 61
												158	H	San Diego St.	70 78
												222	H	UNLV	57 55
												227	H	Southern Utah	75 58
												230	A	San Jose St.	74 66
												272	H	CSU Bakersfi el d	85 78
												350	N	LIU Brooklyn	84 71

Non-Div I Games: LIFE Pacific 105 31

Average RPI Win:	210	WON-LOST	WINNING	LAST 10	STRENGTH OF	OPP. STRENGTH	TEAM	ADJ.	CONF.	ADJ CONF.
Average RPI Loss:	125	RECORD	PCT. RANK	GAMES	SCHEDULE	OF SCHEDULE	RPI	RPI	RPI	RPI
DIV. I ONLY	2- 6	262	1- 0	18	294	176	176	23	23	
DIV. I NON-CONF.	2- 6	262	1- 0	18	294	176	176	23	23	

TOTALS	RPI 1-25	RPI 26-50	W-L RECORDS	RPI 51-100	RPI 101-150	RPI 150+				
2- 6	0- 1	0- 0	OVERALL	0- 3	0- 0	2- 2				
2- 0	0- 0	0- 0	HOME	0- 0	0- 0	2- 0				
0- 4	0- 0	0- 0	AWAY	0- 3	0- 0	0- 1				
0- 2	0- 1	0- 0	NEUTRAL	0- 0	0- 0	0- 1				
2- 6	0- 1	0- 0	NON-CONFERENCE	0- 3	0- 0	2- 2				
2- 0	0- 0	0- 0	HOME	0- 0	0- 0	2- 0				
0- 4	0- 0	0- 0	AWAY	0- 3	0- 0	0- 1				
0- 2	0- 1	0- 0	NEUTRAL	0- 0	0- 0	0- 1				
0- 0	0- 0	0- 0	CONFERENCE	0- 0	0- 0	0- 0				
0- 0	0- 0	0- 0	HOME	0- 0	0- 0	0- 0				
0- 0	0- 0	0- 0	AWAY	0- 0	0- 0	0- 0				
0- 0	0- 0	0- 0	NEUTRAL	0- 0	0- 0	0- 0				

RPI 1-25				RPI 26-50				RPI 51-100				RPI 101+ Team's RPI: 176			
RPI	S	Opponent	Score	RPI	S	Opponent	Score	RPI	S	Opponent	Score	RPI	S	Opponent	Score
6	N	Oregon	44 94					80	A	Southern Cal i forn i a	55 73	184	N	Milwaukee	54 56
								90	A	BYU	70 72	193	H	Coastal Caro.	62 43
								98	A	Oklahoma St.	51 76	227	H	Southern Utah	56 50
												289	A	Cal i forn i a Bapt i st	57 65

LAST 12 Division I GAMES:															
				90	A	BYU	70 72	227	H	Southern Utah	56 50				
				80	A	Southern Cal i forn i a	55 73	289	A	Cal i forn i a Bapt i st	57 65				
								184	N	Milwaukee	54 56				
								6	N	Oregon	44 94				
								193	H	Coastal Caro.	62 43				
								98	A	Oklahoma St.	51 76				

Non-Div I Games:

UC Riverside

UC Santa Barbara				Through Games Of Dec. 12, 2018								
Average RPI	Win:	287	WON-LOST	WINNING	LAST 10	STRENGTH OF	OPP. STRENGTH	TEAM	ADJ.	CONF.	ADJ CONF.	
Average RPI	Loss:	148	RECORD	PCT. RANK	GAMES	SCHEDULE	OF SCHEDULE	RPI	RPI	RPI	RPI	
DIV. I ONLY		2- 7		274	1- 0	218		220	302	302	23	23
DIV. I NON-CONF.		2- 7		274	1- 0	218		220	302	302	23	23

TOTALS	RPI 1-25		RPI 26-50		W-L RECORDS	RPI 51-100		RPI 101-150		RPI 150+		
2- 7	0- 0		0- 1		OVERALL	0- 3		0- 0		2- 3		
1- 3	0- 0		0- 1		HOME	0- 1		0- 0		1- 1		
0- 4	0- 0		0- 0		AWAY	0- 2		0- 0		0- 2		
1- 0	0- 0		0- 0		NEUTRAL	0- 0		0- 0		1- 0		
2- 7	0- 0		0- 1		NON-CONFERENCE	0- 3		0- 0		2- 3		
1- 3	0- 0		0- 1		HOME	0- 1		0- 0		1- 1		
0- 4	0- 0		0- 0		AWAY	0- 2		0- 0		0- 2		
1- 0	0- 0		0- 0		NEUTRAL	0- 0		0- 0		1- 0		
0- 0	0- 0		0- 0		CONFERENCE	0- 0		0- 0		0- 0		
0- 0	0- 0		0- 0		HOME	0- 0		0- 0		0- 0		
0- 0	0- 0		0- 0		AWAY	0- 0		0- 0		0- 0		
0- 0	0- 0		0- 0		NEUTRAL	0- 0		0- 0		0- 0		

RPI 1-25				RPI 26-50				RPI 51-100				RPI 101+ Team's RPI: 302			
RPI	S	Opponent	Score	RPI	S	Opponent	Score	RPI	S	Opponent	Score	RPI	S	Opponent	Score
				40	H	Saint Mary's (CA)	55 80	66	H	Loyola Marymount	57 70	222	A	UNLV	51 69
								80	A	Southern California	39 82	241	N	Dartmouth	62 56
								85	A	Pacific	53 69	272	H	CSU Bakersfield	48 56
												274	A	Utah Valley	54 63
												332	H	Grand Canyon	66 55

LAST 12 Division I GAMES:															
241	N	Dartmouth	62 56	222	A	UNLV	51 69	66	H	Loyola Marymount	57 70	80	A	Southern California	39 82
85	A	Pacific	53 69	272	H	CSU Bakersfield	48 56	274	A	Utah Valley	54 63				
332	H	Grand Canyon	66 55												
40	H	Saint Mary's (CA)	55 80												

Non-Div I Games:

U
C
F

U
C
F

UCF

Average RPI Win:	128	WON-LOST	WINNING	LAST 10	STRENGTH OF	OPP. STRENGTH	TEAM	ADJ.	CONF.	ADJ CONF.
Average RPI Loss:	46	RECORD	PCT. RANK	GAMES	SCHEDULE	OF SCHEDULE	RPI	RPI	RPI	RPI
DIV. I ONLY	4- 5	195	1- 0	4	196	41	41	2	2	
DIV. I NON-CONF.	4- 5	195	1- 0	4	196	41	41	2	2	

TOTALS	RPI 1-25	RPI 26-50	W-L RECORDS	RPI 51-100	RPI 101-150	RPI 150+				
4- 5	0- 2	0- 1	OVERALL	0- 2	4- 0	0- 0				
4- 1	0- 1	0- 0	HOME	0- 0	4- 0	0- 0				
0- 1	0- 0	0- 0	AWAY	0- 1	0- 0	0- 0				
0- 3	0- 1	0- 1	NEUTRAL	0- 1	0- 0	0- 0				
4- 5	0- 2	0- 1	NON-CONFERENCE	0- 2	4- 0	0- 0				
4- 1	0- 1	0- 0	HOME	0- 0	4- 0	0- 0				
0- 1	0- 0	0- 0	AWAY	0- 1	0- 0	0- 0				
0- 3	0- 1	0- 1	NEUTRAL	0- 1	0- 0	0- 0				
0- 0	0- 0	0- 0	CONFERENCE	0- 0	0- 0	0- 0				
0- 0	0- 0	0- 0	HOME	0- 0	0- 0	0- 0				
0- 0	0- 0	0- 0	AWAY	0- 0	0- 0	0- 0				
0- 0	0- 0	0- 0	NEUTRAL	0- 0	0- 0	0- 0				

RPI 1-25				RPI 26-50				RPI 51-100				RPI 101+			
RPI	S	Opponent	Score	RPI	S	Opponent	Score	RPI	S	Opponent	Score	RPI	S	Opponent	Score
15	H	Indiana	65 67	32	N	North Carolina	49 83	66	A	Loyola Marymount	63 69	110	H	Seton Hall	78 62
18	N	Kentucky	74 75					97	N	South Fla.	56 60	118	H	Fresno St.	89 80
												138	H	Rice	59 50
												145	H	Georgia	80 69
LAST 12 Division I GAMES:															
32	N	North Carolina	49 83	118	H	Fresno St.	89 80	15	H	Indiana	65 67	97	N	South Fla.	56 60
110	H	Seton Hall	78 62	66	A	Loyola Marymount	63 69	18	N	Kentucky	74 75				
145	H	Georgia	80 69												
138	H	Rice	59 50												
66	A	Loyola Marymount	63 69												

Non-Div I Games:

UCLA

Average RPI Win: 105
Average RPI Loss: 0

WON-LOST
RECORD

WINNING
PCT. RANK

LAST 10
GAMES

STRENGTH OF
SCHEDULE

OPP. STRENGTH
OF SCHEDULE

TEAM
RPI

ADJ.
RPI

CONF.
RPI

ADJ CONF.
RPI

DIV. I ONLY	9- 0	1	1- 0	12	21	2	2	8	8
DIV. I NON-CONF.	9- 0	1	1- 0	12	21	2	2	8	8

TOTALS	RPI 1-25		RPI 26-50	W-L RECORDS	RPI 51-100	RPI 101-150		RPI 150+	
9- 0	1- 0		1- 0	OVERALL	3- 0	1- 0		3- 0	
3- 0	0- 0		1- 0	HOME	1- 0	1- 0		0- 0	
2- 0	1- 0		0- 0	AWAY	0- 0	0- 0		1- 0	
4- 0	0- 0		0- 0	NEUTRAL	2- 0	0- 0		2- 0	
9- 0	1- 0		1- 0	NON-CONFERENCE	3- 0	1- 0		3- 0	
3- 0	0- 0		1- 0	HOME	1- 0	1- 0		0- 0	
2- 0	1- 0		0- 0	AWAY	0- 0	0- 0		1- 0	
4- 0	0- 0		0- 0	NEUTRAL	2- 0	0- 0		2- 0	
0- 0	0- 0		0- 0	CONFERENCE	0- 0	0- 0		0- 0	
0- 0	0- 0		0- 0	HOME	0- 0	0- 0		0- 0	
0- 0	0- 0		0- 0	AWAY	0- 0	0- 0		0- 0	
0- 0	0- 0		0- 0	NEUTRAL	0- 0	0- 0		0- 0	

RPI 1-25				RPI 26-50				RPI 51-100				RPI 101+			
RPI	S	Opponent	Score	RPI	S	Opponent	Score	RPI	S	Opponent	Score	RPI	S	Opponent	Score
1	A	Notre Dame	89 71	34	H	DePaul	99 63	60	N	Purdue	86 40	110	H	Seton Hall	99 61
								64	N	St. John's (NY)	65 55	154	N	Vanderbilt	80 42
								92	H	Ohio St.	85 53	195	A	Saint Louis	98 42
												232	N	Ole Miss	90 50
LAST 12 Division I GAMES:															
				110	H	Seton Hall	99 61	195	A	Saint Louis	98 42				
				154	N	Vanderbilt	80 42	1	A	Notre Dame	89 71				
				92	H	Ohio St.	85 53	34	H	DePaul	99 63				
								60	N	Purdue	86 40				
								64	N	St. John's (NY)	65 55				
								232	N	Ole Miss	90 50				

Non-Div I Games:

UConn

U
I
CU
I
C

UI C

U
M
B
C

UMBC

Through Games Of Dec. 12, 2018

Average RPI Win: 255

Average RPI Loss: 157

WON-LOST RECORD

WINNING PCT. RANK

LAST 10 GAMES

STRENGTH OF SCHEDULE

OPP. STRENGTH OF SCHEDULE

TEAM RPI

ADJ. RPI

CONF. RPI

ADJ CONF. RPI

DIV. I ONLY

DIV. I NON-CONF.

3- 5

3- 5

217

217

0- 1

0- 1

278

278

176

176

268

268

268

268

24

24

24

24

TOTALS

RPI 1-25

RPI 26-50

W-L RECORDS

RPI 51-100

RPI 101-150

RPI 150+

3- 5

0- 0

0- 1

OVERALL

0- 0

0- 1

3- 3

0- 3

0- 0

0- 0

HOME

0- 0

0- 0

0- 3

1- 2

0- 0

0- 1

AWAY

0- 0

0- 1

1- 0

2- 0

0- 0

0- 0

NEUTRAL

0- 0

0- 0

2- 0

3- 5

0- 0

0- 1

NON-CONFERENCE

0- 0

0- 1

3- 3

0- 3

0- 0

0- 0

HOME

0- 0

0- 0

0- 3

1- 2

0- 0

0- 1

AWAY

0- 0

0- 1

1- 0

2- 0

0- 0

0- 0

NEUTRAL

0- 0

0- 0

2- 0

0- 0

0- 0

0- 0

CONFERENCE

0- 0

0- 0

0- 0

0- 0

0- 0

0- 0

HOME

0- 0

0- 0

0- 0

0- 0

0- 0

0- 0

AWAY

0- 0

0- 0

0- 0

0- 0

0- 0

0- 0

NEUTRAL

0- 0

0- 0

0- 0

U
M
B
C

RPI 1-25

RPI 26-50

RPI 51-100

RPI 101+

Team's RPI: 268

RPI S Opponent Score

RPI S Opponent Score

RPI S Opponent Score

RPI S Opponent Score

44 A Maryland 61 92

142 A American 42 64

152 H Mt. St. Mary's 52 65

191 H Towson 62 71

234 A Coppin St. 57 52

237 N Kennesaw St. 57 53

254 H Hofstra 42 45

294 N UTSA 72 58

LAST 12 Division I GAMES:

44 A Maryland 61 92

142 A American 42 64

191 H Towson 62 71

234 A Coppin St. 57 52

237 N Kennesaw St. 57 53

294 N UTSA 72 58

254 H Hofstra 42 45

152 H Mt. St. Mary's 52 65

Non-Div I Games:

Notre Dame (MD)

81 43

Eastern

81 42

Gettysburg

65 51

UMBC

Loss, Non-Conf, S Site, H Home A Away N Neutral

Page 307

U
M
E
S

UMES				Through Games Of Dec. 12, 2018															
Average RPI Win: 0		WON-LOST RECORD		WINNING PCT. RANK		LAST 10 GAMES		STRENGTH OF SCHEDULE		OPP. STRENGTH OF SCHEDULE		TEAM RPI		ADJ. RPI		CONF. RPI		ADJ CONF. RPI	
Average RPI Loss: 171																			
DIV. I ONLY		0- 7		328		0- 1		212		228		334		334		32		32	
DIV. I NON-CONF.		0- 7		328		0- 1		212		228		334		334		32		32	
TOTALS		RPI 1-25		RPI 26-50		W-L RECORDS		RPI 51-100		RPI 101-150		RPI 150+							
0- 7		0- 1		0- 0		OVERALL		0- 1		0- 1		0- 4							
0- 1		0- 0		0- 0		HOME		0- 0		0- 1		0- 0							
0- 6		0- 1		0- 0		AWAY		0- 1		0- 0		0- 4							
0- 0		0- 0		0- 0		NEUTRAL		0- 0		0- 0		0- 0							
0- 7		0- 1		0- 0		NON-CONFERENCE		0- 1		0- 1		0- 4							
0- 1		0- 0		0- 0		HOME		0- 0		0- 1		0- 0							
0- 6		0- 1		0- 0		AWAY		0- 1		0- 0		0- 4							
0- 0		0- 0		0- 0		NEUTRAL		0- 0		0- 0		0- 0							
0- 0		0- 0		0- 0		CONFERENCE		0- 0		0- 0		0- 0							
0- 0		0- 0		0- 0		HOME		0- 0		0- 0		0- 0							
0- 0		0- 0		0- 0		AWAY		0- 0		0- 0		0- 0							
0- 0		0- 0		0- 0		NEUTRAL		0- 0		0- 0		0- 0							

U
M
E
S

RPI 1-25				RPI 26-50				RPI 51-100				RPI 101+ Team's RPI: 334			
RPI	S	Opponent	Score	RPI	S	Opponent	Score	RPI	S	Opponent	Score	RPI	S	Opponent	Score
10	A	Syracuse	51 96					94	A	Wake Forest	67 78	113	H	Buffal o	63 69
												164	A	Georgetown	55 74
												177	A	East Carol ina	69 84
												285	A	Ri chmond	55 57
												351	A	Longwood	71 83
LAST 12 Division I GAMES:															
177	A	East Carol ina	69 84	94	A	Wake Forest	67 78	10	A	Syracuse	51 96	351	A	Longwood	71 83
								285	A	Ri chmond	55 57	113	H	Buffal o	63 69
								164	A	Georgetown	55 74				

Non-Div I Games: Regent 72 16 Cheyney 88 39

UMES

U
M
K
C

U
M
K
C

UMKC

Page 309

Average RPI Win: 315
Average RPI Loss: 196

WON-LOST
RECORD

WINNING
PCT. RANK

LAST 10
GAMES

STRENGTH OF
SCHEDULE

OPP. STRENGTH
OF SCHEDULE

TEAM
RPI

ADJ.
RPI

CONF.
RPI

ADJ CONF.
RPI

DIV. I ONLY	2- 8	285	0- 1	246	330	315	315	24	24
DIV. I NON-CONF.	2- 8	285	0- 1	246	330	315	315	24	24
<hr/>									
TOTALS	RPI 1-25	RPI 26-50	W-L RECORDS	RPI 51-100	RPI 101-150	RPI 150+			
2- 8	0- 0	0- 0	OVERALL	0- 1	0- 2	2- 5			
1- 3	0- 0	0- 0	HOME	0- 0	0- 1	1- 2			
1- 5	0- 0	0- 0	AWAY	0- 1	0- 1	1- 3			
0- 0	0- 0	0- 0	NEUTRAL	0- 0	0- 0	0- 0			
2- 8	0- 0	0- 0	NON-CONFERENCE	0- 1	0- 2	2- 5			
1- 3	0- 0	0- 0	HOME	0- 0	0- 1	1- 2			
1- 5	0- 0	0- 0	AWAY	0- 1	0- 1	1- 3			
0- 0	0- 0	0- 0	NEUTRAL	0- 0	0- 0	0- 0			
0- 0	0- 0	0- 0	CONFERENCE	0- 0	0- 0	0- 0			
0- 0	0- 0	0- 0	HOME	0- 0	0- 0	0- 0			
0- 0	0- 0	0- 0	AWAY	0- 0	0- 0	0- 0			
0- 0	0- 0	0- 0	NEUTRAL	0- 0	0- 0	0- 0			

RPI 1-25				RPI 26-50				RPI 51-100				RPI 101+ Team's RPI: 315			
RPI	S	Opponent	Score	RPI	S	Opponent	Score	RPI	S	Opponent	Score	RPI	S	Opponent	Score
								69	A	Butler	36 89	110	A	Seton Hall I	57 90
												133	H	Provi dence	47 71
												208	A	Hol y Cross	54 63
												241	A	Dartmouth	54 70
												248	A	Cornel I	54 63
												275	H	Bryant	57 58
												280	H	Saint Peter' s	59 57
												284	H	Col gate	52 61
												350	A	LIU Brookl yn	69 64
LAST 12 Di vi si on I GAMES:															
350	A	LIU Brookl yn	69 64	241	A	Dartmouth	54 70								
110	A	Seton Hall I	57 90	133	H	Provi dence	47 71								
69	A	Butler	36 89	284	H	Col gate	52 61								
248	A	Cornel I	54 63	208	A	Hol y Cross	54 63								
280	H	Saint Peter' s	59 57												
275	H	Bryant	57 58												

Average RPI Win:	282	WON-LOST	WINNING	LAST 10	STRENGTH OF	OPP. STRENGTH	TEAM	ADJ.	CONF.	ADJ CONF.
Average RPI Loss:	87	RECORD	PCT. RANK	GAMES	SCHEDULE	OF SCHEDULE	RPI	RPI	RPI	RPI
DIV. I ONLY	4- 3	140	1- 0	196	189	167	167	29	29	
DIV. I NON-CONF.	4- 3	140	1- 0	196	189	167	167	29	29	

TOTALS	RPI 1-25	RPI 26-50	W-L RECORDS	RPI 51-100	RPI 101-150	RPI 150+				
4- 3	0- 1	0- 0	OVERALL	0- 1	0- 0	4- 1				
4- 0	0- 0	0- 0	HOME	0- 0	0- 0	4- 0				
0- 3	0- 1	0- 0	AWAY	0- 1	0- 0	0- 1				
0- 0	0- 0	0- 0	NEUTRAL	0- 0	0- 0	0- 0				
4- 3	0- 1	0- 0	NON-CONFERENCE	0- 1	0- 0	4- 1				
4- 0	0- 0	0- 0	HOME	0- 0	0- 0	4- 0				
0- 3	0- 1	0- 0	AWAY	0- 1	0- 0	0- 1				
0- 0	0- 0	0- 0	NEUTRAL	0- 0	0- 0	0- 0				
0- 0	0- 0	0- 0	CONFERENCE	0- 0	0- 0	0- 0				
0- 0	0- 0	0- 0	HOME	0- 0	0- 0	0- 0				
0- 0	0- 0	0- 0	AWAY	0- 0	0- 0	0- 0				
0- 0	0- 0	0- 0	NEUTRAL	0- 0	0- 0	0- 0				

RPI 1-25				RPI 26-50				RPI 51-100				RPI 101+ Team's RPI: 167			
RPI	S	Opponent	Score	RPI	S	Opponent	Score	RPI	S	Opponent	Score	RPI	S	Opponent	Score
12	A	Tennessee	46 73					72	A	Charlotte	53 70	178	A	Furman	47 58
												207	H	Wofford	60 46
												286	H	ETSU	56 55
												307	H	Davi dson	69 56
												327	H	Western Caro.	74 49

LAST 12 Division I GAMES:															
				72	A	Charlotte	53 70	286	H	ETSU	56 55				
								178	A	Furman	47 58				
								207	H	Wofford	60 46				
								307	H	Davi dson	69 56				
								327	H	Western Caro.	74 49				
								12	A	Tennessee	46 73				

Non-Div I Games: Warren Wilson 92 31

UNC Asheville

U
N
C
G
r
e
e
n
s
b
o
r
o

UNC Greensboro						Through Games Of Dec. 12, 2018					
Average RPI	Win:	0	WON-LOST	WINNING	LAST 10	STRENGTH OF SCHEDULE	OPP. STRENGTH OF SCHEDULE	TEAM RPI	ADJ. RPI	CONF. RPI	ADJ CONF. RPI
Average RPI	Loss:	244	RECORD	PCT. RANK	GAMES						
DIV. I ONLY			0- 5	328	0- 1	302	335	347	347	26	26
DIV. I NON-CONF.			0- 5	328	0- 1	302	335	347	347	26	26

TOTALS		RPI 1-25	RPI 26-50		W-L RECORDS		RPI 51-100	RPI 101-150		RPI 150+	
0- 5		0- 0	0- 0		OVERALL		0- 0	0- 0		0- 5	
0- 0		0- 0	0- 0		HOME		0- 0	0- 0		0- 0	
0- 5		0- 0	0- 0		AWAY		0- 0	0- 0		0- 5	
0- 0		0- 0	0- 0		NEUTRAL		0- 0	0- 0		0- 0	
0- 5		0- 0	0- 0		NON-CONFERENCE		0- 0	0- 0		0- 5	
0- 0		0- 0	0- 0		HOME		0- 0	0- 0		0- 0	
0- 5		0- 0	0- 0		AWAY		0- 0	0- 0		0- 5	
0- 0		0- 0	0- 0		NEUTRAL		0- 0	0- 0		0- 0	
0- 0		0- 0	0- 0		CONFERENCE		0- 0	0- 0		0- 0	
0- 0		0- 0	0- 0		HOME		0- 0	0- 0		0- 0	
0- 0		0- 0	0- 0		AWAY		0- 0	0- 0		0- 0	
0- 0		0- 0	0- 0		NEUTRAL		0- 0	0- 0		0- 0	

U
N
C
G
r
e
e
n
s
b
o
r
o

RPI 1-25				RPI 26-50				RPI 51-100				RPI 101+ Team's RPI: 347			
RPI	S	Opponent	Score	RPI	S	Opponent	Score	RPI	S	Opponent	Score	RPI	S	Opponent	Score
												192	A	Georgia St.	63 70
												197	A	Campbel l	49 53
												220	A	Appal achi an St.	65 68
												269	A	Hi gh Poi nt	75 82
												344	A	N. C. Central	57 66
LAST 12 Di vi si on I GAMES:															
				344	A	N. C. Central	57 66								
				269	A	Hi gh Poi nt	75 82								
				197	A	Campbel l	49 53								
				220	A	Appal achi an St.	65 68								
				192	A	Georgi a St.	63 70								

Non-Div I Games: Pfeiffer 92 23 UNC Pembroke 72 32 Lees-McRae 92 36 Young Harris 62 29

UNC Greensboro

Average RPI Win: 333

Average RPI Loss: 65

WON-LOST
RECORDWINNING
PCT. RANKLAST 10
GAMESSTRENGTH OF
SCHEDULEOPP. STRENGTH
OF SCHEDULETEAM
RPIADJ.
RPICONF.
RPIADJ CONF.
RPIDIV. I ONLY
DIV. I NON-CONF.3- 3
3- 3161
1610- 1
0- 1226
226279
279189
189189
18913
1313
13

TOTALS

RPI 1-25

RPI 26-50

W-L RECORDS

RPI 51-100

RPI 101-150

RPI 150+

3- 3

0- 0

0- 1

OVERALL

0- 2

0- 0

3- 0

2- 0

0- 0

0- 0

HOME

0- 0

0- 0

2- 0

1- 3

0- 0

0- 1

AWAY

0- 2

0- 0

1- 0

0- 0

0- 0

0- 0

NEUTRAL

0- 0

0- 0

0- 0

3- 3

0- 0

0- 1

NON-CONFERENCE

0- 2

0- 0

3- 0

2- 0

0- 0

0- 0

HOME

0- 0

0- 0

2- 0

1- 3

0- 0

0- 1

AWAY

0- 2

0- 0

1- 0

0- 0

0- 0

0- 0

NEUTRAL

0- 0

0- 0

0- 0

0- 0

0- 0

0- 0

CONFERENCE

0- 0

0- 0

0- 0

0- 0

0- 0

0- 0

HOME

0- 0

0- 0

0- 0

0- 0

0- 0

0- 0

AWAY

0- 0

0- 0

0- 0

0- 0

0- 0

0- 0

NEUTRAL

0- 0

0- 0

0- 0

RPI 1-25

RPI 26-50

RPI 51-100

RPI 101+

Team's RPI: 189

RPI S Opponent Score

RPI S Opponent Score

32 A North Carolina 55 82

RPI S Opponent Score

79 A Ohio 72 95

83 A VCU 47 58

RPI S Opponent Score

324 H Presbyterian 63 48

332 H Grand Canyon 77 55

344 A N.C. Central 89 82

LAST 12 Division I GAMES:

32 A North Carolina 55 82

83 A VCU 47 58

344 A N.C. Central 89 82

332 H Grand Canyon 77 55

324 H Presbyterian 63 48

79 A Ohio 72 95

Non-Div I Games:

Fayetteville St.

72 54

Belmont Abbey

74 58

UNCW

Loss, Non-Conf, S Site, H Home A Away N Neutral

U
N
IU
N
I

UNI

Average RPI Win:	302	WON-LOST	WINNING	LAST 10	STRENGTH OF	OPP. STRENGTH	TEAM	ADJ.	CONF.	ADJ CONF.
Average RPI Loss:	116	RECORD	PCT. RANK	GAMES	SCHEDULE	OF SCHEDULE	RPI	RPI	RPI	RPI
DIV. I ONLY	1- 7	307	0- 1	16	290	222	222	9	9	
DIV. I NON-CONF.	1- 7	307	0- 1	16	290	222	222	9	9	

TOTALS	RPI 1-25	RPI 26-50	W-L RECORDS	RPI 51-100	RPI 101-150	RPI 150+				
1- 7	0- 1	0- 1	OVERALL	0- 2	0- 1	1- 2				
1- 4	0- 1	0- 0	HOME	0- 2	0- 1	1- 0				
0- 3	0- 0	0- 1	AWAY	0- 0	0- 0	0- 2				
0- 0	0- 0	0- 0	NEUTRAL	0- 0	0- 0	0- 0				
1- 7	0- 1	0- 1	NON-CONFERENCE	0- 2	0- 1	1- 2				
1- 4	0- 1	0- 0	HOME	0- 2	0- 1	1- 0				
0- 3	0- 0	0- 1	AWAY	0- 0	0- 0	0- 2				
0- 0	0- 0	0- 0	NEUTRAL	0- 0	0- 0	0- 0				
0- 0	0- 0	0- 0	CONFERENCE	0- 0	0- 0	0- 0				
0- 0	0- 0	0- 0	HOME	0- 0	0- 0	0- 0				
0- 0	0- 0	0- 0	AWAY	0- 0	0- 0	0- 0				
0- 0	0- 0	0- 0	NEUTRAL	0- 0	0- 0	0- 0				

RPI 1-25				RPI 26-50				RPI 51-100				RPI 101+ Team's RPI: 222			
RPI	S	Opponent	Score	RPI	S	Opponent	Score	RPI	S	Opponent	Score	RPI	S	Opponent	Score
16	H	Gonzaga	59 70	43	A	Duke	38 66	65	H	Middle Tenn.	62 66	107	H	Wright St.	52 68
								80	H	Southern California	72 86	204	A	UC Irvine	55 57
												300	A	South Carolina St.	49 58
												302	H	UC Santa Barbara	69 51
LAST 12 Division I GAMES:															
302	H	UC Santa Barbara	69 51	65	H	Middle Tenn.	62 66	300	A	South Carolina St.	49 58				
16	H	Gonzaga	59 70	43	A	Duke	38 66	80	H	Southern California	72 86				
204	A	UC Irvine	55 57												
107	H	Wright St.	52 68												

Non-Div I Games:

UNLV

Average RPI Win: 344		WON-LOST	WINNING	LAST 10	STRENGTH OF	OPP. STRENGTH	TEAM	ADJ.	CONF.	ADJ CONF.
Average RPI Loss: 204		RECORD	PCT. RANK	GAMES	SCHEDULE	OF SCHEDULE	RPI	RPI	RPI	RPI
DIV. I ONLY		1- 6	299	0- 0	286	297	314	314	29	29
DIV. I NON-CONF.		1- 6	299	0- 0	286	297	314	314	29	29

TOTALS		RPI 1-25	RPI 26-50	W-L RECORDS		RPI 51-100	RPI 101-150	RPI 150+		
1- 6	0- 0		0- 1	OVERALL		0- 0	0- 1	1- 4		
0- 0	0- 0		0- 0	HOME		0- 0	0- 0	0- 0		
1- 6	0- 0		0- 1	AWAY		0- 0	0- 1	1- 4		
0- 0	0- 0		0- 0	NEUTRAL		0- 0	0- 0	0- 0		
1- 6	0- 0		0- 1	NON-CONFERENCE		0- 0	0- 1	1- 4		
0- 0	0- 0		0- 0	HOME		0- 0	0- 0	0- 0		
1- 6	0- 0		0- 1	AWAY		0- 0	0- 1	1- 4		
0- 0	0- 0		0- 0	NEUTRAL		0- 0	0- 0	0- 0		
0- 0	0- 0		0- 0	CONFERENCE		0- 0	0- 0	0- 0		
0- 0	0- 0		0- 0	HOME		0- 0	0- 0	0- 0		
0- 0	0- 0		0- 0	AWAY		0- 0	0- 0	0- 0		
0- 0	0- 0		0- 0	NEUTRAL		0- 0	0- 0	0- 0		

RPI 1-25				RPI 26-50				RPI 51-100				RPI 101+				Team's RPI: 314
RPI	S	Opponent	Score	RPI	S	Opponent	Score	RPI	S	Opponent	Score	RPI	S	Opponent	Score	
				36	A	Virginia Tech	45 96					123	A	Nebraska	64 87	
												178	A	Furman	67 78	
												260	A	Omaha	69 96	
												300	A	South Carolina St.	66 71	
												327	A	Western Caro.	64 68	
												344	A	N.C. Central	82 63	

LAST 12 Division I GAMES:																
				327	A	Western Caro.	64 68	344	A	N.C. Central	82 63					
				300	A	South Carolina St.	66 71	178	A	Furman	67 78					
								123	A	Nebraska	64 87					
								260	A	Omaha	69 96					
								36	A	Virginia Tech	45 96					

Non-Div I Games: Converse 69 51 UNKNOWN 101 53

USC Upstate

Loss, Non-Conf, S Site, H Home A Away N Neutral

UT Arlington					Through Games Of Dec. 12, 2018						
Average RPI	Win:	260	WON-LOST	WINNING	LAST 10	STRENGTH OF	OPP. STRENGTH	TEAM	ADJ.	CONF.	ADJ CONF.
Average RPI	Loss:	86	RECORD	PCT. RANK	GAMES	SCHEDULE	OF SCHEDULE	RPI	RPI	RPI	RPI
DIV. I ONLY			5- 2	80	1- 0	320	105	196	196	19	19
DIV. I NON-CONF.			5- 2	80	1- 0	320	105	196	196	19	19

TOTALS		RPI 1-25	RPI 26-50		W-L RECORDS		RPI 51-100	RPI 101-150	RPI 150+		
5- 2		0- 0	0- 0		OVERALL		0- 1	0- 1	5- 0		
2- 1		0- 0	0- 0		HOME		0- 1	0- 0	2- 0		
3- 1		0- 0	0- 0		AWAY		0- 0	0- 1	3- 0		
0- 0		0- 0	0- 0		NEUTRAL		0- 0	0- 0	0- 0		
5- 2		0- 0	0- 0		NON-CONFERENCE		0- 1	0- 1	5- 0		
2- 1		0- 0	0- 0		HOME		0- 1	0- 0	2- 0		
3- 1		0- 0	0- 0		AWAY		0- 0	0- 1	3- 0		
0- 0		0- 0	0- 0		NEUTRAL		0- 0	0- 0	0- 0		
0- 0		0- 0	0- 0		CONFERENCE		0- 0	0- 0	0- 0		
0- 0		0- 0	0- 0		HOME		0- 0	0- 0	0- 0		
0- 0		0- 0	0- 0		AWAY		0- 0	0- 0	0- 0		
0- 0		0- 0	0- 0		NEUTRAL		0- 0	0- 0	0- 0		

RPI 1-25				RPI 26-50				RPI 51-100				RPI 101+				Team's RPI: 196	
RPI	S	Opponent	Score	RPI	S	Opponent	Score	RPI	S	Opponent	Score	RPI	S	Opponent	Score		
								53	H	Arkansas	65	66	118	A	Fresno St.	61	70
												188	A	Oral Roberts	80	62	
												245	A	San Francisco	80	73	
												257	H	Grambling	78	54	
												283	A	Incarnate Word	97	49	
												328	H	Jackson St.	99	63	
LAST 12 Division I GAMES:																	
				283	A	Incarnate Word	97	49				188	A	Oral Roberts	80	62	
				245	A	San Francisco	80	73									
				118	A	Fresno St.	61	70									
				257	H	Grambling	78	54									
				53	H	Arkansas	65	66									
				328	H	Jackson St.	99	63									

Non-Div I Games:

UT Arlington

Average RPI Win:	198	WON-LOST	WINNING	LAST 10	STRENGTH OF	OPP. STRENGTH	TEAM	ADJ.	CONF.	ADJ CONF.
Average RPI Loss:	33	RECORD	PCT. RANK	GAMES	SCHEDULE	OF SCHEDULE	RPI	RPI	RPI	RPI
DIV. I ONLY	5- 3	112	1- 0	140	52	63	63	20	20	
DIV. I NON-CONF.	5- 3	112	1- 0	140	52	63	63	20	20	

TOTALS	RPI 1-25	RPI 26-50	W-L RECORDS	RPI 51-100	RPI 101-150	RPI 150+				
5- 3	0- 1	0- 1	OVERALL	1- 1	0- 0	4- 0				
3- 0	0- 0	0- 0	HOME	0- 0	0- 0	3- 0				
2- 3	0- 1	0- 1	AWAY	1- 1	0- 0	1- 0				
0- 0	0- 0	0- 0	NEUTRAL	0- 0	0- 0	0- 0				
5- 3	0- 1	0- 1	NON-CONFERENCE	1- 1	0- 0	4- 0				
3- 0	0- 0	0- 0	HOME	0- 0	0- 0	3- 0				
2- 3	0- 1	0- 1	AWAY	1- 1	0- 0	1- 0				
0- 0	0- 0	0- 0	NEUTRAL	0- 0	0- 0	0- 0				
0- 0	0- 0	0- 0	CONFERENCE	0- 0	0- 0	0- 0				
0- 0	0- 0	0- 0	HOME	0- 0	0- 0	0- 0				
0- 0	0- 0	0- 0	AWAY	0- 0	0- 0	0- 0				
0- 0	0- 0	0- 0	NEUTRAL	0- 0	0- 0	0- 0				

RPI 1-25				RPI 26-50				RPI 51-100				Team's RPI: 63	RPI 101+			
RPI	S	Opponent	Score	RPI	S	Opponent	Score	RPI	S	Opponent	Score		RPI	S	Opponent	Score
5	A	Louisville	62 102	33	A	IUPUI	72 73	62	A	Northwestern	64 90		155	H	Arkansas St.	97 91
								96	A	Chattanooga	81 79		157	H	Southern Ill.	95 94
													265	H	Samford	89 68
													316	A	Lipscomb	62 53
LAST 12 Division I GAMES:																
				157	H	Southern Ill.	95 94	316	A	Lipscomb	62 53					
				265	H	Samford	89 68	5	A	Louisville	62 102					
								96	A	Chattanooga	81 79					
								62	A	Northwestern	64 90					
								155	H	Arkansas St.	97 91					
								33	A	IUPUI	72 73					

Non-Div I Games: Christian Bros. 108 82

UT Martin

U
T
E
P

UTEP				Through Games Of Dec. 12, 2018						
Average RPI Win: 311		WON-LOST RECORD	WINNING PCT. RANK	LAST 10 GAMES	STRENGTH OF SCHEDULE	OPP. STRENGTH OF SCHEDULE	TEAM RPI	ADJ. RPI	CONF. RPI	ADJ CONF. RPI
Average RPI Loss: 139										
DIV. I ONLY		2- 7	274	0- 1	235	270	321	321	18	18
DIV. I NON-CONF.		2- 7	274	0- 1	235	270	321	321	18	18

TOTALS		RPI 1-25	RPI 26-50	W-L RECORDS	RPI 51-100	RPI 101-150	RPI 150+			
2- 7	0- 0		0- 1	OVERALL	0- 2	0- 1	2- 3			
2- 5	0- 0		0- 0	HOME	0- 2	0- 1	2- 2			
0- 2	0- 0		0- 1	AWAY	0- 0	0- 0	0- 1			
0- 0	0- 0		0- 0	NEUTRAL	0- 0	0- 0	0- 0			
2- 7	0- 0		0- 1	NON-CONFERENCE	0- 2	0- 1	2- 3			
2- 5	0- 0		0- 0	HOME	0- 2	0- 1	2- 2			
0- 2	0- 0		0- 1	AWAY	0- 0	0- 0	0- 1			
0- 0	0- 0		0- 0	NEUTRAL	0- 0	0- 0	0- 0			
0- 0	0- 0		0- 0	CONFERENCE	0- 0	0- 0	0- 0			
0- 0	0- 0		0- 0	HOME	0- 0	0- 0	0- 0			
0- 0	0- 0		0- 0	AWAY	0- 0	0- 0	0- 0			
0- 0	0- 0		0- 0	NEUTRAL	0- 0	0- 0	0- 0			

U
T
E
P

RPI 1-25				RPI 26-50				RPI 51-100				RPI 101+ Team's RPI: 321			
RPI	S	Opponent	Score	RPI	S	Opponent	Score	RPI	S	Opponent	Score	RPI	S	Opponent	Score
				38	A	New Mexico	51 69	87	H	New Mexico St.	65 69	120	H	Abilene Christian	69 70
								91	H	Portland St.	61 89	155	H	Arkansas St.	66 67
												194	H	Nicholls St.	56 58
												272	H	CSU Bakersfield	53 47
												287	A	Weber St.	63 68
												349	H	Alcorn	77 51

LAST 12 Division I GAMES:															
				91	H	Portland St.	61 89	120	H	Abilene Christian	69 70				
				38	A	New Mexico	51 69	194	H	Nicholls St.	56 58				
				155	H	Arkansas St.	66 67	87	H	New Mexico St.	65 69				
				287	A	Weber St.	63 68	272	H	CSU Bakersfield	53 47				
								349	H	Alcorn	77 51				

Non-Div I Games:

UTEP

Average RPI Win: 297

Average RPI Loss: 251

WON-LOST
RECORDWINNING
PCT. RANKLAST 10
GAMESSTRENGTH OF
SCHEDULEOPP. STRENGTH
OF SCHEDULETEAM
RPIADJ.
RPICONF.
RPIADJ CONF.
RPIDIV. I ONLY
DIV. I NON-CONF.4- 4
4- 4161
1610- 1
0- 1346
346277
277326
326326
32630
3030
30

TOTALS

RPI 1-25

RPI 26-50

W-L RECORDS

RPI 51-100

RPI 101-150

RPI 150+

4- 4

0- 0

0- 0

OVERALL

0- 0

0- 0

4- 4

2- 2

0- 0

0- 0

HOME

0- 0

0- 0

2- 2

2- 2

0- 0

0- 0

AWAY

0- 0

0- 0

2- 2

0- 0

0- 0

0- 0

NEUTRAL

0- 0

0- 0

0- 0

4- 4

0- 0

0- 0

NON-CONFERENCE

0- 0

0- 0

4- 4

2- 2

0- 0

0- 0

HOME

0- 0

0- 0

2- 2

2- 2

0- 0

0- 0

AWAY

0- 0

0- 0

2- 2

0- 0

0- 0

0- 0

NEUTRAL

0- 0

0- 0

0- 0

0- 0

0- 0

0- 0

CONFERENCE

0- 0

0- 0

0- 0

0- 0

0- 0

0- 0

HOME

0- 0

0- 0

0- 0

0- 0

0- 0

0- 0

AWAY

0- 0

0- 0

0- 0

0- 0

0- 0

0- 0

NEUTRAL

0- 0

0- 0

0- 0

RPI 1-25

RPI S Opponent

Score

RPI 26-50

RPI S Opponent

Score

RPI 51-100

RPI S Opponent

Score

RPI 101+

Team's RPI: 326

RPI S Opponent

Score

180 A Massachusetts 70 74

205 H Prairie View 57 50

211 H Texas Southern 55 69

294 A UTSA 58 61

317 A A&M-Corpus Christi 70 57

317 H A&M-Corpus Christi 49 59

329 A Canisius 57 53

335 H Louisiana 75 60

LAST 12 Division I GAMES:

317 A A&M-Corpus Christi 70 57

335 H Louisiana 75 60

205 H Prairie View 57 50

180 A Massachusetts 70 74

329 A Canisius 57 53

294 A UTSA 58 61

211 H Texas Southern 55 69

317 H A&M-Corpus Christi 49 59

UTRGV

UTRGV

Non-Div I Games:

Texas Lutheran

82 38

UNKNOWN

74 43

UTRGV

Loss, Non-Conf, S Site, H Home A Away N Neutral

Average RPI Win:	307	WON-LOST	WINNING	LAST 10	STRENGTH OF	OPP. STRENGTH	TEAM	ADJ.	CONF.	ADJ CONF.
Average RPI Loss:	126	RECORD	PCT. RANK	GAMES	SCHEDULE	OF SCHEDULE	RPI	RPI	RPI	RPI
DIV. I ONLY	2- 6	262	0- 1	176	212	294	294	18	18	
DIV. I NON-CONF.	2- 6	262	0- 1	176	212	294	294	18	18	

TOTALS	RPI 1-25	RPI 26-50	W-L RECORDS	RPI 51-100	RPI 101-150	RPI 150+				
2- 6	0- 0	0- 1	OVERALL	0- 2	0- 1	2- 2				
2- 3	0- 0	0- 1	HOME	0- 1	0- 0	2- 1				
0- 2	0- 0	0- 0	AWAY	0- 1	0- 1	0- 0				
0- 1	0- 0	0- 0	NEUTRAL	0- 0	0- 0	0- 1				
2- 6	0- 0	0- 1	NON-CONFERENCE	0- 2	0- 1	2- 2				
2- 3	0- 0	0- 1	HOME	0- 1	0- 0	2- 1				
0- 2	0- 0	0- 0	AWAY	0- 1	0- 1	0- 0				
0- 1	0- 0	0- 0	NEUTRAL	0- 0	0- 0	0- 1				
0- 0	0- 0	0- 0	CONFERENCE	0- 0	0- 0	0- 0				
0- 0	0- 0	0- 0	HOME	0- 0	0- 0	0- 0				
0- 0	0- 0	0- 0	AWAY	0- 0	0- 0	0- 0				
0- 0	0- 0	0- 0	NEUTRAL	0- 0	0- 0	0- 0				

RPI 1-25				RPI 26-50				RPI 51-100				RPI 101+				Team's RPI : 294	
RPI	S	Opponent	Score	RPI	S	Opponent	Score	RPI	S	Opponent	Score	RPI	S	Opponent	Score		
				33	H	IUPUI	50 58	51	A	Texas	54 98	110	A	Seton Hall I	53 84		
								89	H	Utah St.	56 62	206	H	Texas St.	60 68		
												268	N	UMBC	58 72		
												287	H	Weber St.	66 59		
												326	H	UTRGV	61 58		
LAST 12 Division I GAMES:																	
				326	H	UTRGV	61 58	89	H	Utah St.	56 62						
				110	A	Seton Hall I	53 84	51	A	Texas	54 98						
				268	N	UMBC	58 72	287	H	Weber St.	66 59						
								33	H	IUPUI	50 58						
								206	H	Texas St.	60 68						

Non-Div I Games: Concordia (TX) 78 51

UTSA

Average RPI	Win:	191	WON-LOST	WINNING	LAST 10	STRENGTH OF	OPP. STRENGTH	TEAM	ADJ.	CONF.	ADJ CONF.
Average RPI	Loss:	0	RECORD	PCT. RANK	GAMES	SCHEDULE	OF SCHEDULE	RPI	RPI	RPI	RPI
DIV. I ONLY		8- 0		1	1- 0	341	14	99	99	2	2
DIV. I NON-CONF.		8- 0		1	1- 0	341	14	99	99	2	2

TOTALS	RPI 1-25		RPI 26-50		W-L RECORDS	RPI 51-100		RPI 101-150		RPI 150+	
8- 0	0- 0		0- 0		OVERALL	3- 0		0- 0		5- 0	
6- 0	0- 0		0- 0		HOME	3- 0		0- 0		3- 0	
2- 0	0- 0		0- 0		AWAY	0- 0		0- 0		2- 0	
0- 0	0- 0		0- 0		NEUTRAL	0- 0		0- 0		0- 0	
8- 0	0- 0		0- 0		NON-CONFERENCE	3- 0		0- 0		5- 0	
6- 0	0- 0		0- 0		HOME	3- 0		0- 0		3- 0	
2- 0	0- 0		0- 0		AWAY	0- 0		0- 0		2- 0	
0- 0	0- 0		0- 0		NEUTRAL	0- 0		0- 0		0- 0	
0- 0	0- 0		0- 0		CONFERENCE	0- 0		0- 0		0- 0	
0- 0	0- 0		0- 0		HOME	0- 0		0- 0		0- 0	
0- 0	0- 0		0- 0		AWAY	0- 0		0- 0		0- 0	
0- 0	0- 0		0- 0		NEUTRAL	0- 0		0- 0		0- 0	

RPI 1-25				RPI 26-50				RPI 51-100				RPI 101+			
RPI	S	Opponent	Score	RPI	S	Opponent	Score	RPI	S	Opponent	Score	RPI	S	Opponent	Score
								68	H	Idaho St.	74 60	216	A	Nevada	74 52
								82	H	Al abama	72 62	251	H	Seattle U	89 62
								90	H	BYU	78 67	271	A	Eastern Wash.	95 51
												274	H	Utah Valley	85 47
												277	H	Long Beach St.	82 59

LAST 12 Division I GAMES:															
				90	H	BYU	78 67	271	A	Eastern Wash.	95 51				
				274	H	Utah Valley	85 47	68	H	Idaho St.	74 60				
				251	H	Seattle U	89 62	277	H	Long Beach St.	82 59				
								82	H	Al abama	72 62				
								216	A	Nevada	74 52				

Non-Div I Games:

Utah

Average RPI Win: 253

Average RPI Loss: 52

WON-LOST
RECORDWINNING
PCT. RANKLAST 10
GAMESSTRENGTH OF
SCHEDULEOPP. STRENGTH
OF SCHEDULETEAM
RPIADJ.
RPICONF.
RPIADJ CONF.
RPIDIV. I ONLY
DIV. I NON-CONF.3- 5
3- 5217
2171- 0
1- 025
25187
18789
8989
899
99
9

TOTALS

RPI 1-25

RPI 26-50

W-L RECORDS

RPI 51-100

RPI 101-150

RPI 150+

3- 5

0- 2

0- 0

OVERALL

0- 3

0- 0

3- 0

0- 2

0- 1

0- 0

HOME

0- 1

0- 0

0- 0

3- 1

0- 0

0- 0

AWAY

0- 1

0- 0

3- 0

0- 2

0- 1

0- 0

NEUTRAL

0- 1

0- 0

0- 0

3- 5

0- 2

0- 0

NON-CONFERENCE

0- 3

0- 0

3- 0

0- 2

0- 1

0- 0

HOME

0- 1

0- 0

0- 0

3- 1

0- 0

0- 0

AWAY

0- 1

0- 0

3- 0

0- 2

0- 1

0- 0

NEUTRAL

0- 1

0- 0

0- 0

0- 0

0- 0

0- 0

CONFERENCE

0- 0

0- 0

0- 0

0- 0

0- 0

0- 0

HOME

0- 0

0- 0

0- 0

0- 0

0- 0

0- 0

AWAY

0- 0

0- 0

0- 0

0- 0

0- 0

0- 0

NEUTRAL

0- 0

0- 0

0- 0

RPI 1-25

RPI 26-50

RPI 51-100 Team's RPI: 89

RPI 101+

RPI	S	Opponent	Score
6	H	Oregon	58 88
23	N	Col orado	68 78

RPI	S	Opponent	Score
-----	---	----------	-------

RPI	S	Opponent	Score
61	A	Portland	54 61
80	N	Southern Cal i forn i a	46 55
90	H	BYU	57 62

RPI	S	Opponent	Score
183	A	Washington St.	72 61
282	A	North Texas	57 41
294	A	UTSA	62 56

LAST 12 Di vi si on I GAMES:

294	A	UTSA	62	56	282	A	North Texas	57	41
61	A	Portland	54	61	183	A	Washington St.	72	61
23	N	Col orado	68	78					
80	N	Southern Cal i forn i a	46	55					
90	H	BYU	57	62					
6	H	Oregon	58	88					

Non-Di v I Games: Northern N.M. 106 35

Utah St.

Average RPI	Win:	302	WON-LOST	WINNING	LAST 10	STRENGTH OF	OPP. STRENGTH	TEAM	ADJ.	CONF.	ADJ CONF.
Average RPI	Loss:	109	RECORD	PCT. RANK	GAMES	SCHEDULE	OF SCHEDULE	RPI	RPI	RPI	RPI

DIV. I ONLY	1- 5	294	0- 1	114	175	274	274	30	30
DIV. I NON-CONF.	1- 5	294	0- 1	114	175	274	274	30	30

TOTALS	RPI 1-25	RPI 26-50	W-L RECORDS	RPI 51-100	RPI 101-150	RPI 150+			
1- 5	0- 0	0- 0	OVERALL	0- 4	0- 0	1- 1			
1- 2	0- 0	0- 0	HOME	0- 2	0- 0	1- 0			
0- 3	0- 0	0- 0	AWAY	0- 2	0- 0	0- 1			
0- 0	0- 0	0- 0	NEUTRAL	0- 0	0- 0	0- 0			
1- 5	0- 0	0- 0	NON-CONFERENCE	0- 4	0- 0	1- 1			
1- 2	0- 0	0- 0	HOME	0- 2	0- 0	1- 0			
0- 3	0- 0	0- 0	AWAY	0- 2	0- 0	0- 1			
0- 0	0- 0	0- 0	NEUTRAL	0- 0	0- 0	0- 0			
0- 0	0- 0	0- 0	CONFERENCE	0- 0	0- 0	0- 0			
0- 0	0- 0	0- 0	HOME	0- 0	0- 0	0- 0			
0- 0	0- 0	0- 0	AWAY	0- 0	0- 0	0- 0			
0- 0	0- 0	0- 0	NEUTRAL	0- 0	0- 0	0- 0			

RPI 1-25				RPI 26-50				RPI 51-100				RPI 101+ Team's RPI: 274			
RPI	S	Opponent	Score	RPI	S	Opponent	Score	RPI	S	Opponent	Score	RPI	S	Opponent	Score
								61	H	Portland	60 65	227	A	Southern Utah	59 60
								68	A	Idaho St.	68 80	302	H	UC Santa Barbara	63 54
								90	H	BYU	51 77				
								99	A	Utah	47 85				
LAST 12 Division I GAMES:															
302	H	UC Santa Barbara	63 54	68	A	Idaho St.	68 80	227	A	Southern Utah	59 60	99	A	Utah	47 85
				90	H	BYU	51 77	61	H	Portland	60 65				

Non-Div I Games: Ottawa (AZ) 90 61 La Verne 86 79 Arizona Christian 76 68

Utah Valley

Average RPI Win:	211	WON-LOST	WINNING	LAST 10	STRENGTH OF	OPP. STRENGTH	TEAM	ADJ.	CONF.	ADJ CONF.
Average RPI Loss:	85	RECORD	PCT. RANK	GAMES	SCHEDULE	OF SCHEDULE	RPI	RPI	RPI	RPI
DIV. I ONLY	6- 3	97	0- 1	148	172	83	83	16	16	
DIV. I NON-CONF.	6- 3	97	0- 1	148	172	83	83	16	16	

TOTALS	RPI 1-25	RPI 26-50	W-L RECORDS	RPI 51-100	RPI 101-150	RPI 150+				
6- 3	0- 0	0- 2	OVERALL	1- 0	0- 0	5- 1				
3- 0	0- 0	0- 0	HOME	1- 0	0- 0	2- 0				
2- 2	0- 0	0- 1	AWAY	0- 0	0- 0	2- 1				
1- 1	0- 0	0- 1	NEUTRAL	0- 0	0- 0	1- 0				
6- 3	0- 0	0- 2	NON-CONFERENCE	1- 0	0- 0	5- 1				
3- 0	0- 0	0- 0	HOME	1- 0	0- 0	2- 0				
2- 2	0- 0	0- 1	AWAY	0- 0	0- 0	2- 1				
1- 1	0- 0	0- 1	NEUTRAL	0- 0	0- 0	1- 0				
0- 0	0- 0	0- 0	CONFERENCE	0- 0	0- 0	0- 0				
0- 0	0- 0	0- 0	HOME	0- 0	0- 0	0- 0				
0- 0	0- 0	0- 0	AWAY	0- 0	0- 0	0- 0				
0- 0	0- 0	0- 0	NEUTRAL	0- 0	0- 0	0- 0				

RPI	S	Opponent	Score	RPI	S	Opponent	Score	RPI	S	Opponent	Score	RPI	S	Opponent	Score
32	A	North Carolina	47 59	33	N	IUPUI	61 63	94	H	Wake Forest	53 40	164	A	Georgetown	47 45
												179	A	William & Mary	72 55
												189	H	UNCW	58 47
												190	A	Cincinnati	54 66
												287	N	Weber St.	64 36
												351	H	Longwood	84 55

LAST 12 Division I GAMES:															
190	A	Cincinnati	54 66	94	H	Wake Forest	53 40	32	A	North Carolina	47 59	351	H	Longwood	84 55
164	A	Georgetown	47 45	179	A	William & Mary	72 55								
189	H	UNCW	58 47												
33	N	IUPUI	61 63												
287	N	Weber St.	64 36												

Non-Div I Games:

VCU

Average RPI Win:	261	WON-LOST	WINNING	LAST 10	STRENGTH OF	OPP. STRENGTH	TEAM	ADJ.	CONF.	ADJ CONF.
Average RPI Loss:	152	RECORD	PCT. RANK	GAMES	SCHEDULE	OF SCHEDULE	RPI	RPI	RPI	RPI
DIV. I ONLY	3- 6	238	0- 1	220	245	261	261	14	14	
DIV. I NON-CONF.	3- 6	238	0- 1	220	245	261	261	14	14	

TOTALS	RPI 1-25	RPI 26-50	W-L RECORDS	RPI 51-100	RPI 101-150	RPI 150+				
3- 6	0- 0	0- 0	OVERALL	0- 1	0- 2	3- 3				
1- 3	0- 0	0- 0	HOME	0- 1	0- 1	1- 1				
1- 3	0- 0	0- 0	AWAY	0- 0	0- 1	1- 2				
1- 0	0- 0	0- 0	NEUTRAL	0- 0	0- 0	1- 0				
3- 6	0- 0	0- 0	NON-CONFERENCE	0- 1	0- 2	3- 3				
1- 3	0- 0	0- 0	HOME	0- 1	0- 1	1- 1				
1- 3	0- 0	0- 0	AWAY	0- 0	0- 1	1- 2				
1- 0	0- 0	0- 0	NEUTRAL	0- 0	0- 0	1- 0				
0- 0	0- 0	0- 0	CONFERENCE	0- 0	0- 0	0- 0				
0- 0	0- 0	0- 0	HOME	0- 0	0- 0	0- 0				
0- 0	0- 0	0- 0	AWAY	0- 0	0- 0	0- 0				
0- 0	0- 0	0- 0	NEUTRAL	0- 0	0- 0	0- 0				

RPI 1-25				RPI 26-50				RPI 51-100				RPI 101+ Team's RPI: 261					
RPI	S	Opponent	Score	RPI	S	Opponent	Score	RPI	S	Opponent	Score	RPI	S	Opponent	Score		
								78	H	Toledo	59	65	111	H	Miami (OH)	47	68
													139	A	Illinois	54	73
													175	H	North Dakota	56	62
													185	A	Morehead St.	62	68
													221	A	UIC	65	75
													228	N	St. Francis Brooklyn	78	76
													233	H	Eastern Ill.	62	60
													323	A	Chicago St.	76	70
LAST 12 Division I GAMES:																	
323	A	Chicago St.	76	70	111	H	Miami (OH)	47	68	233	H	Eastern Ill.	62	60			
78	H	Toledo	59	65	221	A	UIC	65	75								
228	N	St. Francis Brooklyn	78	76													
185	A	Morehead St.	62	68													
139	A	Illinois	54	73													
175	H	North Dakota	56	62													

Non-Div I Games:

Valparaiso

Average RPI Win:	314	WON-LOST	WINNING	LAST 10	STRENGTH OF	OPP. STRENGTH	TEAM	ADJ.	CONF.	ADJ CONF.
Average RPI Loss:	54	RECORD	PCT. RANK	GAMES	SCHEDULE	OF SCHEDULE	RPI	RPI	RPI	RPI
DIV. I ONLY	4- 5	195	1- 0	90	186	154	154	5	5	
DIV. I NON-CONF.	4- 5	195	1- 0	90	186	154	154	5	5	

TOTALS	RPI 1-25	RPI 26-50	W-L RECORDS	RPI 51-100	RPI 101-150	RPI 150+				
4- 5	0- 2	0- 0	OVERALL	0- 2	0- 1	4- 0				
3- 1	0- 0	0- 0	HOME	0- 0	0- 1	3- 0				
1- 3	0- 1	0- 0	AWAY	0- 2	0- 0	1- 0				
0- 1	0- 1	0- 0	NEUTRAL	0- 0	0- 0	0- 0				
4- 5	0- 2	0- 0	NON-CONFERENCE	0- 2	0- 1	4- 0				
3- 1	0- 0	0- 0	HOME	0- 0	0- 1	3- 0				
1- 3	0- 1	0- 0	AWAY	0- 2	0- 0	1- 0				
0- 1	0- 1	0- 0	NEUTRAL	0- 0	0- 0	0- 0				
0- 0	0- 0	0- 0	CONFERENCE	0- 0	0- 0	0- 0				
0- 0	0- 0	0- 0	HOME	0- 0	0- 0	0- 0				
0- 0	0- 0	0- 0	AWAY	0- 0	0- 0	0- 0				
0- 0	0- 0	0- 0	NEUTRAL	0- 0	0- 0	0- 0				

RPI 1-25				RPI 26-50				RPI 51-100				RPI 101+ Team's RPI: 154			
RPI	S	Opponent	Score	RPI	S	Opponent	Score	RPI	S	Opponent	Score	RPI	S	Opponent	Score
2	N	UConn	42 80					65	A	Middle Tenn.	58 65	104	H	North Ala.	71 74
4	A	NC State	54 74					93	A	Kansas St.	61 72	292	H	Tennessee St.	89 63
												295	A	Ball St.	60 43
												324	H	Presbyterian	78 43
												343	H	Austin Peay	99 70

LAST 12 Division I GAMES:															
				4	A	NC State	54 74	295	A	Ball St.	60 43				
				343	H	Austin Peay	99 70	93	A	Kansas St.	61 72				
				65	A	Middle Tenn.	58 65	324	H	Presbyterian	78 43				
				104	H	North Ala.	71 74	292	H	Tennessee St.	89 63				
								2	N	UConn	42 80				

Non-Div I Games:

Vanderbilt

Average RPI Win:	308	WON-LOST	WINNING	LAST 10	STRENGTH OF	OPP. STRENGTH	TEAM	ADJ.	CONF.	ADJ CONF.
Average RPI Loss:	175	RECORD	PCT. RANK	GAMES	SCHEDULE	OF SCHEDULE	RPI	RPI	RPI	RPI

DIV. I ONLY	3- 5	217	0- 1	228	320	296	296	24	24
DIV. I NON-CONF.	3- 5	217	0- 1	228	320	296	296	24	24
TOTALS	RPI 1-25	RPI 26-50	W-L RECORDS	RPI 51-100	RPI 101-150	RPI 150+			
3- 5	0- 0	0- 0	OVERALL	0- 0	0- 3	3- 2			
2- 5	0- 0	0- 0	HOME	0- 0	0- 3	2- 2			
1- 0	0- 0	0- 0	AWAY	0- 0	0- 0	1- 0			
0- 0	0- 0	0- 0	NEUTRAL	0- 0	0- 0	0- 0			
3- 5	0- 0	0- 0	NON-CONFERENCE	0- 0	0- 3	3- 2			
2- 5	0- 0	0- 0	HOME	0- 0	0- 3	2- 2			
1- 0	0- 0	0- 0	AWAY	0- 0	0- 0	1- 0			
0- 0	0- 0	0- 0	NEUTRAL	0- 0	0- 0	0- 0			
0- 0	0- 0	0- 0	CONFERENCE	0- 0	0- 0	0- 0			
0- 0	0- 0	0- 0	HOME	0- 0	0- 0	0- 0			
0- 0	0- 0	0- 0	AWAY	0- 0	0- 0	0- 0			
0- 0	0- 0	0- 0	NEUTRAL	0- 0	0- 0	0- 0			

RPI 1-25	RPI 26-50	RPI 51-100	RPI 101+	Team's RPI: 296
RPI S Opponent Score	RPI S Opponent Score	RPI S Opponent Score	RPI S Opponent Score	
			129 H Yale 55 58	
			146 H Rhode Island 58 61	
			149 H Drexel 44 60	
			208 H Holy Cross 40 65	
			241 H Dartmouth 42 66	
			247 H Rider 54 49	
			336 H Wagner 56 54	
			341 A NJIT 71 63	
LAST 12 Division I GAMES:				
149 H Drexel 44 60	341 A NJIT 71 63	208 H Holy Cross 40 65	336 H Wagner 56 54	
129 H Yale 55 58	146 H Rhode Island 58 61	241 H Dartmouth 42 66	247 H Rider 54 49	

Non-Div I Games: Norwich 78 28

Vermont

Average RPI	Win: 210	WON-LOST	WINNING	LAST 10	STRENGTH OF	OPP. STRENGTH	TEAM	ADJ.	CONF.	ADJ CONF.
Average RPI	Loss: 30	RECORD	PCT. RANK	GAMES	SCHEDULE	OF SCHEDULE	RPI	RPI	RPI	RPI
DIV. I ONLY	7- 2	51	1- 0	139	129	46	46	4	4	
DIV. I NON-CONF.	7- 2	51	1- 0	139	129	46	46	4	4	

TOTALS	RPI 1-25	RPI 26-50	W-L RECORDS	RPI 51-100	RPI 101-150	RPI 150+				
7- 2	0- 1	0- 1	OVERALL	0- 0	1- 0	6- 0				
4- 0	0- 0	0- 0	HOME	0- 0	1- 0	3- 0				
3- 1	0- 1	0- 0	AWAY	0- 0	0- 0	3- 0				
0- 1	0- 0	0- 1	NEUTRAL	0- 0	0- 0	0- 0				
7- 2	0- 1	0- 1	NON-CONFERENCE	0- 0	1- 0	6- 0				
4- 0	0- 0	0- 0	HOME	0- 0	1- 0	3- 0				
3- 1	0- 1	0- 0	AWAY	0- 0	0- 0	3- 0				
0- 1	0- 0	0- 1	NEUTRAL	0- 0	0- 0	0- 0				
0- 0	0- 0	0- 0	CONFERENCE	0- 0	0- 0	0- 0				
0- 0	0- 0	0- 0	HOME	0- 0	0- 0	0- 0				
0- 0	0- 0	0- 0	AWAY	0- 0	0- 0	0- 0				
0- 0	0- 0	0- 0	NEUTRAL	0- 0	0- 0	0- 0				

RPI 1-25				RPI 26-50				RPI 51-100				RPI 101+			
RPI	S	Opponent	Score	RPI	S	Opponent	Score	RPI	S	Opponent	Score	RPI	S	Opponent	Score
24	A	UCF	56 71	36	N	Virginia Tech	59 61					117	H	Hartford	59 41
												151	A	Lehigh	70 48
												160	H	Princeton	67 46
												218	H	Temple	76 68
												219	A	George Washington	60 45
												298	H	La Salle	81 68
												308	A	Saint Joseph's	47 35

LAST 12 Division I GAMES:															
218	H	Temple	76 68	298	H	La Salle	81 68								
219	A	George Washington	60 45	151	A	Lehigh	70 48								
308	A	Saint Joseph's	47 35	117	H	Hartford	59 41								
160	H	Princeton	67 46												
24	A	UCF	56 71												
36	N	Virginia Tech	59 61												

Non-Div I Games:

Average RPI Win:	173	WON-LOST	WINNING	LAST 10	STRENGTH OF	OPP. STRENGTH	TEAM	ADJ.	CONF.	ADJ CONF.
Average RPI Loss:	69	RECORD	PCT. RANK	GAMES	SCHEDULE	OF SCHEDULE	RPI	RPI	RPI	RPI
DIV. I ONLY	4- 6	207	0- 1	48	91	150	150	1	1	
DIV. I NON-CONF.	4- 6	207	0- 1	48	91	150	150	1	1	

TOTALS	RPI 1-25	RPI 26-50	W-L RECORDS	RPI 51-100	RPI 101-150	RPI 150+				
4- 6	1- 2	0- 1	OVERALL	0- 2	1- 0	2- 1				
3- 4	0- 1	0- 0	HOME	0- 2	1- 0	2- 1				
1- 2	1- 1	0- 1	AWAY	0- 0	0- 0	0- 0				
0- 0	0- 0	0- 0	NEUTRAL	0- 0	0- 0	0- 0				
4- 6	1- 2	0- 1	NON-CONFERENCE	0- 2	1- 0	2- 1				
3- 4	0- 1	0- 0	HOME	0- 2	1- 0	2- 1				
1- 2	1- 1	0- 1	AWAY	0- 0	0- 0	0- 0				
0- 0	0- 0	0- 0	NEUTRAL	0- 0	0- 0	0- 0				
0- 0	0- 0	0- 0	CONFERENCE	0- 0	0- 0	0- 0				
0- 0	0- 0	0- 0	HOME	0- 0	0- 0	0- 0				
0- 0	0- 0	0- 0	AWAY	0- 0	0- 0	0- 0				
0- 0	0- 0	0- 0	NEUTRAL	0- 0	0- 0	0- 0				

RPI 1-25				RPI 26-50				RPI 51-100				RPI 101+ Team's RPI: 150			
RPI	S	Opponent	Score	RPI	S	Opponent	Score	RPI	S	Opponent	Score	RPI	S	Opponent	Score
18	A	Kentucky	51 63	30	A	Michigan St.	66 91	54	H	Central Mich.	61 74	142	H	American	57 54
21	H	Mississippi St.	44 72					95	H	Radford	44 57	195	H	Saint Louis	65 67
25	A	Old Dominion	73 67									234	H	Coppin St.	55 41
												290	H	N. C. A&T	67 57

LAST 12 Division I GAMES:															
				30	A	Michigan St.	66 91	95	H	Radford	44 57				
				195	H	Saint Louis	65 67	142	H	American	57 54				
				54	H	Central Mich.	61 74	234	H	Coppin St.	55 41				
				290	H	N. C. A&T	67 57	21	H	Mississippi St.	44 72				
				25	A	Old Dominion	73 67								
				18	A	Kentucky	51 63								

Non-Div I Games:

Virginia

Average RPI Win: 187 WON-LOST RECORD WINNING PCT. RANK LAST 10 GAMES STRENGTH OF SCHEDULE OPP. STRENGTH OF SCHEDULE TEAM RPI ADJ. RPI CONF. RPI ADJ CONF. RPI

DIV. I ONLY	9- 0	1	1- 0	224	141	36	36	1	1
DIV. I NON-CONF.	9- 0	1	1- 0	224	141	36	36	1	1
TOTALS	RPI 1-25	RPI 26-50	W-L RECORDS	RPI 51-100	RPI 101-150	RPI 150+			
9- 0	0- 0	1- 0	OVERALL	2- 0	1- 0	5- 0			
6- 0	0- 0	0- 0	HOME	2- 0	1- 0	3- 0			
1- 0	0- 0	0- 0	AWAY	0- 0	0- 0	1- 0			
2- 0	0- 0	1- 0	NEUTRAL	0- 0	0- 0	1- 0			
9- 0	0- 0	1- 0	NON-CONFERENCE	2- 0	1- 0	5- 0			
6- 0	0- 0	0- 0	HOME	2- 0	1- 0	3- 0			
1- 0	0- 0	0- 0	AWAY	0- 0	0- 0	1- 0			
2- 0	0- 0	1- 0	NEUTRAL	0- 0	0- 0	1- 0			
0- 0	0- 0	0- 0	CONFERENCE	0- 0	0- 0	0- 0			
0- 0	0- 0	0- 0	HOME	0- 0	0- 0	0- 0			
0- 0	0- 0	0- 0	AWAY	0- 0	0- 0	0- 0			
0- 0	0- 0	0- 0	NEUTRAL	0- 0	0- 0	0- 0			

RPI 1-25	RPI 26-50	Team's RPI: 36	RPI 51-100	RPI 101+
RPI S Opponent Score	RPI S Opponent Score		RPI S Opponent Score	RPI S Opponent Score
	46 N Villanova 61 59		95 H Radford 55 44	102 H Rutgers 67 51
			96 H Chattanooga 74 59	215 H Monmouth 82 49
				243 H Ga. Southern 78 49
				285 N Richmond 85 57
				291 A Liberty 72 61
				314 H USC Upstate 96 45
LAST 12 Division I GAMES:				
215 H Monmouth 82 49	95 H Radford 55 44	102 H Rutgers 67 51	285 N Richmond 85 57	46 N Villanova 61 59
291 A Liberty 72 61	96 H Chattanooga 74 59			
243 H Ga. Southern 78 49				
314 H USC Upstate 96 45				

Non-Div I Games:

Virginia Tech

Average RPI Win: 351
Average RPI Loss: 237

WON-LOST
RECORD

WINNING
PCT. RANK

LAST 10
GAMES

STRENGTH OF
SCHEDULE

OPP. STRENGTH
OF SCHEDULE

TEAM
RPI

ADJ.
RPI

CONF.
RPI

ADJ CONF.
RPI

DIV. I ONLY	1- 8	318	0- 1	282	342	336	336	31	31
DIV. I NON-CONF.	1- 8	318	0- 1	282	342	336	336	31	31

TOTALS	RPI 1-25	RPI 26-50	W-L RECORDS	RPI 51-100	RPI 101-150	RPI 150+			
1- 8	0- 0	0- 0	OVERALL	0- 0	0- 2	1- 6			
0- 3	0- 0	0- 0	HOME	0- 0	0- 1	0- 2			
1- 4	0- 0	0- 0	AWAY	0- 0	0- 1	1- 3			
0- 1	0- 0	0- 0	NEUTRAL	0- 0	0- 0	0- 1			
1- 8	0- 0	0- 0	NON-CONFERENCE	0- 0	0- 2	1- 6			
0- 3	0- 0	0- 0	HOME	0- 0	0- 1	0- 2			
1- 4	0- 0	0- 0	AWAY	0- 0	0- 1	1- 3			
0- 1	0- 0	0- 0	NEUTRAL	0- 0	0- 0	0- 1			
0- 0	0- 0	0- 0	CONFERENCE	0- 0	0- 0	0- 0			
0- 0	0- 0	0- 0	HOME	0- 0	0- 0	0- 0			
0- 0	0- 0	0- 0	AWAY	0- 0	0- 0	0- 0			
0- 0	0- 0	0- 0	NEUTRAL	0- 0	0- 0	0- 0			

RPI 1-25				RPI 26-50				RPI 51-100				RPI 101+ Team's RPI: 336			
RPI	S	Opponent	Score	RPI	S	Opponent	Score	RPI	S	Opponent	Score	RPI	S	Opponent	Score
												110	A	Seton Hall I	40 95
												129	H	Yale	41 74
												161	A	Fordham	59 80
												280	A	Saint Peter's	57 69
												293	N	Siena	71 74
												296	A	Vermont	54 56
												303	H	Army West Point	46 61
												322	H	Lafayette	43 66
												351	A	Longwood	86 60

LAST 12 Division I GAMES:															
				293	N	Siena	71 74	280	A	Saint Peter's	57 69				
				303	H	Army West Point	46 61	129	H	Yale	41 74				
				110	A	Seton Hall I	40 95	296	A	Vermont	54 56				
								322	H	Lafayette	43 66				
								351	A	Longwood	86 60				
								161	A	Fordham	59 80				

Non-Div I Games:

Wagner

Average RPI Win:	180	WON-LOST	WINNING	LAST 10	STRENGTH OF	OPP. STRENGTH	TEAM	ADJ.	CONF.	ADJ CONF.
Average RPI Loss:	83	RECORD	PCT. RANK	GAMES	SCHEDULE	OF SCHEDULE	RPI	RPI	RPI	RPI
DIV. I ONLY	6- 4	128	1- 0	51	164	94	94	1	1	
DIV. I NON-CONF.	6- 4	128	1- 0	51	164	94	94	1	1	

TOTALS	RPI 1-25	RPI 26-50	W-L RECORDS	RPI 51-100	RPI 101-150	RPI 150+				
6- 4	0- 1	0- 0	OVERALL	2- 2	1- 0	3- 1				
5- 2	0- 1	0- 0	HOME	1- 1	1- 0	3- 0				
1- 2	0- 0	0- 0	AWAY	1- 1	0- 0	0- 1				
0- 0	0- 0	0- 0	NEUTRAL	0- 0	0- 0	0- 0				
6- 4	0- 1	0- 0	NON-CONFERENCE	2- 2	1- 0	3- 1				
5- 2	0- 1	0- 0	HOME	1- 1	1- 0	3- 0				
1- 2	0- 0	0- 0	AWAY	1- 1	0- 0	0- 1				
0- 0	0- 0	0- 0	NEUTRAL	0- 0	0- 0	0- 0				
0- 0	0- 0	0- 0	CONFERENCE	0- 0	0- 0	0- 0				
0- 0	0- 0	0- 0	HOME	0- 0	0- 0	0- 0				
0- 0	0- 0	0- 0	AWAY	0- 0	0- 0	0- 0				
0- 0	0- 0	0- 0	NEUTRAL	0- 0	0- 0	0- 0				

RPI 1-25				RPI 26-50				RPI 51-100 Team's RPI: 94				RPI 101+			
RPI	S	Opponent	Score	RPI	S	Opponent	Score	RPI	S	Opponent	Score	RPI	S	Opponent	Score
15	H	Indiana	73 87					57	H	Xavier	50 62	136	H	Mercer	69 54
								64	H	St. John's (NY)	64 59	177	A	East Carolina	61 70
								72	A	Charlotte	69 43	191	H	Towson	60 53
								83	A	VCU	40 53	285	H	Richmond	62 48
												334	H	UMES	78 67
LAST 12 Division I GAMES:															
334	H	UMES	78 67	57	H	Xavier	50 62								
72	A	Charlotte	69 43	83	A	VCU	40 53								
64	H	St. John's (NY)	64 59	285	H	Richmond	62 48								
15	H	Indiana	73 87	136	H	Mercer	69 54								
177	A	East Carolina	61 70	191	H	Towson	60 53								

Non-Div I Games:

Wake Forest

Average RPI	Win: 148	WON-LOST	WINNING	LAST 10	STRENGTH OF	OPP. STRENGTH	TEAM	ADJ.	CONF.	ADJ CONF.
Average RPI	Loss: 78	RECORD	PCT. RANK	GAMES	SCHEDULE	OF SCHEDULE	RPI	RPI	RPI	RPI
DIV. I ONLY	6- 3	97	0- 1	81	79	58	58	2	2	
DIV. I NON-CONF.	6- 3	97	0- 1	81	79	58	58	2	2	

TOTALS	RPI 1-25	RPI 26-50	W-L RECORDS	RPI 51-100	RPI 101-150	RPI 150+				
6- 3	0- 0	1- 2	OVERALL	1- 0	1- 0	3- 1				
4- 0	0- 0	0- 0	HOME	1- 0	1- 0	2- 0				
1- 1	0- 0	0- 1	AWAY	0- 0	0- 0	1- 0				
1- 2	0- 0	1- 1	NEUTRAL	0- 0	0- 0	0- 1				
6- 3	0- 0	1- 2	NON-CONFERENCE	1- 0	1- 0	3- 1				
4- 0	0- 0	0- 0	HOME	1- 0	1- 0	2- 0				
1- 1	0- 0	0- 1	AWAY	0- 0	0- 0	1- 0				
1- 2	0- 0	1- 1	NEUTRAL	0- 0	0- 0	0- 1				
0- 0	0- 0	0- 0	CONFERENCE	0- 0	0- 0	0- 0				
0- 0	0- 0	0- 0	HOME	0- 0	0- 0	0- 0				
0- 0	0- 0	0- 0	AWAY	0- 0	0- 0	0- 0				
0- 0	0- 0	0- 0	NEUTRAL	0- 0	0- 0	0- 0				

RPI 1-25				RPI 26-50				RPI 51-100				RPI 101+			
RPI	S	Opponent	Score	RPI	S	Opponent	Score	RPI	S	Opponent	Score	RPI	S	Opponent	Score
				31	A	Tulane	51 63	92	H	Ohio St.	69 59	137	H	Northern Ariz.	81 59
				42	N	Michigan	73 80					161	N	Fordham	57 65
				43	N	Duke	71 64					165	H	George Mason	81 52
												201	H	Cal St. Fullerton	83 74
												251	A	Seattle U	69 58
LAST 12 Division I GAMES:															
				161	N	Fordham	57 65	42	N	Michigan	73 80				
				92	H	Ohio St.	69 59	137	H	Northern Ariz.	81 59				
				165	H	George Mason	81 52	201	H	Cal St. Fullerton	83 74				
				251	A	Seattle U	69 58								
				43	N	Duke	71 64								
				31	A	Tulane	51 63								

Non-Div I Games:

Washington

Average RPI Win: 177		WON-LOST	WINNING	LAST 10	STRENGTH OF		OPP. STRENGTH	TEAM	ADJ.	CONF.	ADJ CONF.
Average RPI Loss: 79		RECORD	PCT. RANK	GAMES	SCHEDULE		OF SCHEDULE	RPI	RPI	RPI	RPI
DIV. I ONLY		4- 5	195	1- 0	104		95	183	183	2	2
DIV. I NON-CONF.		4- 5	195	1- 0	104		95	183	183	2	2

TOTALS		RPI 1-25		RPI 26-50	W-L RECORDS		RPI 51-100	RPI 101-150		RPI 150+	
4- 5		0- 1		0- 1	OVERALL		0- 1	2- 2		2- 0	
3- 3		0- 0		0- 1	HOME		0- 1	2- 1		1- 0	
0- 2		0- 1		0- 0	AWAY		0- 0	0- 1		0- 0	
1- 0		0- 0		0- 0	NEUTRAL		0- 0	0- 0		1- 0	
4- 5		0- 1		0- 1	NON-CONFERENCE		0- 1	2- 2		2- 0	
3- 3		0- 0		0- 1	HOME		0- 1	2- 1		1- 0	
0- 2		0- 1		0- 0	AWAY		0- 0	0- 1		0- 0	
1- 0		0- 0		0- 0	NEUTRAL		0- 0	0- 0		1- 0	
0- 0		0- 0		0- 0	CONFERENCE		0- 0	0- 0		0- 0	
0- 0		0- 0		0- 0	HOME		0- 0	0- 0		0- 0	
0- 0		0- 0		0- 0	AWAY		0- 0	0- 0		0- 0	
0- 0		0- 0		0- 0	NEUTRAL		0- 0	0- 0		0- 0	

RPI 1-25				RPI 26-50				RPI 51-100				RPI 101+ Team's RPI: 183			
RPI	S	Opponent	Score	RPI	S	Opponent	Score	RPI	S	Opponent	Score	RPI	S	Opponent	Score
16	A	Gonzaga	53 76	40	H	Saint Mary's (CA)	64 70	89	H	Utah St.	61 72	115	H	UC Davi s	62 75
												116	H	Boi se St.	95 71
												123	H	Nebraska	87 84
												135	A	CSUN	52 65
												224	N	Jacksonville St.	64 51
												245	H	San Franci sco	91 61
LAST 12 Division I GAMES:															
135	A	CSUN	52 65	224	N	Jacksonville St.	64 51	16	A	Gonzaga	53 76				
115	H	UC Davi s	62 75	116	H	Boi se St.	95 71								
123	H	Nebraska	87 84	40	H	Saint Mary's (CA)	64 70	245	H	San Franci sco	91 61				
40	H	Saint Mary's (CA)	64 70	89	H	Utah St.	61 72								

Non-Div I Games:

Washington St.

Average RPI Win:	302	WON-LOST	WINNING	LAST 10	STRENGTH OF	OPP. STRENGTH	TEAM	ADJ.	CONF.	ADJ CONF.
Average RPI Loss:	145	RECORD	PCT. RANK	GAMES	SCHEDULE	OF SCHEDULE	RPI	RPI	RPI	RPI
DIV. I ONLY	2- 4	238	0- 0	299	173	287	287	11	11	
DIV. I NON-CONF.	2- 4	238	0- 0	299	173	287	287	11	11	

TOTALS	RPI 1-25	RPI 26-50	W-L RECORDS	RPI 51-100	RPI 101-150	RPI 150+				
2- 4	0- 0	0- 0	OVERALL	0- 2	0- 1	2- 1				
1- 1	0- 0	0- 0	HOME	0- 1	0- 0	1- 0				
1- 2	0- 0	0- 0	AWAY	0- 0	0- 1	1- 1				
0- 1	0- 0	0- 0	NEUTRAL	0- 1	0- 0	0- 0				
2- 4	0- 0	0- 0	NON-CONFERENCE	0- 2	0- 1	2- 1				
1- 1	0- 0	0- 0	HOME	0- 1	0- 0	1- 0				
1- 2	0- 0	0- 0	AWAY	0- 0	0- 1	1- 1				
0- 1	0- 0	0- 0	NEUTRAL	0- 1	0- 0	0- 0				
0- 0	0- 0	0- 0	CONFERENCE	0- 0	0- 0	0- 0				
0- 0	0- 0	0- 0	HOME	0- 0	0- 0	0- 0				
0- 0	0- 0	0- 0	AWAY	0- 0	0- 0	0- 0				
0- 0	0- 0	0- 0	NEUTRAL	0- 0	0- 0	0- 0				

RPI 1-25				RPI 26-50				RPI 51-100				RPI 101+				Team's RPI: 287
RPI	S	Opponent	Score	RPI	S	Opponent	Score	RPI	S	Opponent	Score	RPI	S	Opponent	Score	
								61	H	Portland	73 89	140	A	Pepperdine	47 68	
								83	N	VCU	36 64	283	A	Incarnate Word	72 64	
												294	A	UTSA	59 66	
												321	H	UTEP	68 63	

LAST 12 Division I GAMES:																
				140	A	Pepperdine	47 68	321	H	UTEP	68 63					
								294	A	UTSA	59 66					
								83	N	VCU	36 64					
								283	A	Incarnate Word	72 64					
								61	H	Portland	73 89					

Non-Div I Games: La Verne 105 43

Weber St.

Average RPI	Win:	248	WON-LOST	WINNING	LAST 10	STRENGTH OF	OPP. STRENGTH	TEAM	ADJ.	CONF.	ADJ CONF.
Average RPI	Loss:	48	RECORD	PCT. RANK	GAMES	SCHEDULE	OF SCHEDULE	RPI	RPI	RPI	RPI
DIV. I ONLY		5- 2		80	1- 0	314	63	209	209	6	6
DIV. I NON-CONF.		5- 2		80	1- 0	314	63	209	209	6	6

TOTALS	RPI 1-25		RPI 26-50		W-L RECORDS	RPI 51-100		RPI 101-150		RPI 150+	
5- 2	0- 1		0- 0		OVERALL	0- 1		1- 0		4- 0	
3- 1	0- 0		0- 0		HOME	0- 1		0- 0		3- 0	
1- 0	0- 0		0- 0		AWAY	0- 0		1- 0		0- 0	
1- 1	0- 1		0- 0		NEUTRAL	0- 0		0- 0		1- 0	
5- 2	0- 1		0- 0		NON-CONFERENCE	0- 1		1- 0		4- 0	
3- 1	0- 0		0- 0		HOME	0- 1		0- 0		3- 0	
1- 0	0- 0		0- 0		AWAY	0- 0		1- 0		0- 0	
1- 1	0- 1		0- 0		NEUTRAL	0- 0		0- 0		1- 0	
0- 0	0- 0		0- 0		CONFERENCE	0- 0		0- 0		0- 0	
0- 0	0- 0		0- 0		HOME	0- 0		0- 0		0- 0	
0- 0	0- 0		0- 0		AWAY	0- 0		0- 0		0- 0	
0- 0	0- 0		0- 0		NEUTRAL	0- 0		0- 0		0- 0	

RPI 1-25				RPI 26-50				RPI 51-100				RPI 101+ Team's RPI: 209			
RPI	S	Opponent	Score	RPI	S	Opponent	Score	RPI	S	Opponent	Score	RPI	S	Opponent	Score
20	N	Iowa	81 84					75	H	Missouri	51 68	128	A	Pittsburgh	77 43
												234	H	Coppin St.	78 37
												262	N	Eastern Ky.	81 39
												275	H	Bryant	94 48
												341	H	NJIT	95 50

LAST 12 Division I GAMES:															
128	A	Pittsburgh	77 43	75	H	Missouri	51 68	262	N	Eastern Ky.	81 39				
20	N	Iowa	81 84												
275	H	Bryant	94 48												
341	H	NJIT	95 50												
234	H	Coppin St.	78 37												

Non-Div I Games:

West Virginia

Average RPI Win: 314
Average RPI Loss: 179

WON-LOST
RECORD

WINNING
PCT. RANK

LAST 10
GAMES

STRENGTH OF
SCHEDULE

OPP. STRENGTH
OF SCHEDULE

TEAM
RPI

ADJ.
RPI

CONF.
RPI

ADJ CONF.
RPI

DIV. I ONLY	1- 8	318	1- 0	180	333	327	327	26	26
DIV. I NON-CONF.	1- 8	318	1- 0	180	333	327	327	26	26
TOTALS	RPI 1-25	RPI 26-50	W-L RECORDS	RPI 51-100	RPI 101-150	RPI 150+			
1- 8	0- 0	0- 0	OVERALL	0- 2	0- 1	1- 5			
1- 3	0- 0	0- 0	HOME	0- 0	0- 1	1- 2			
0- 5	0- 0	0- 0	AWAY	0- 2	0- 0	0- 3			
0- 0	0- 0	0- 0	NEUTRAL	0- 0	0- 0	0- 0			
1- 8	0- 0	0- 0	NON-CONFERENCE	0- 2	0- 1	1- 5			
1- 3	0- 0	0- 0	HOME	0- 0	0- 1	1- 2			
0- 5	0- 0	0- 0	AWAY	0- 2	0- 0	0- 3			
0- 0	0- 0	0- 0	NEUTRAL	0- 0	0- 0	0- 0			
0- 0	0- 0	0- 0	CONFERENCE	0- 0	0- 0	0- 0			
0- 0	0- 0	0- 0	HOME	0- 0	0- 0	0- 0			
0- 0	0- 0	0- 0	AWAY	0- 0	0- 0	0- 0			
0- 0	0- 0	0- 0	NEUTRAL	0- 0	0- 0	0- 0			

RPI 1-25				RPI 26-50				RPI 51-100				RPI 101+ Team's RPI: 327					
RPI	S	Opponent	Score	RPI	S	Opponent	Score	RPI	S	Opponent	Score	RPI	S	Opponent	Score		
								67	A	Georgia Tech	49	84	104	H	North Ala.	66	89
								76	A	Tennessee Tech	58	77	167	A	UNC Asheville	49	74
													193	A	Coastal Caro.	59	77
													197	H	Campbel I	37	63
													290	H	N. C. A&T	51	69
													314	H	USC Upstate	68	64
													341	A	NJIT	71	79
LAST 12 Division I GAMES:																	
								67	A	Georgia Tech	49	84	314	H	USC Upstate	68	64
								197	H	Campbel I	37	63	290	H	N. C. A&T	51	69
								193	A	Coastal Caro.	59	77	104	H	North Ala.	66	89
													341	A	NJIT	71	79
													76	A	Tennessee Tech	58	77
													167	A	UNC Asheville	49	74

Non-Div I Games: Young Harris 63 54

Western Caro.

Average RPI Win:	343	WON-LOST	WINNING	LAST 10	STRENGTH OF	OPP. STRENGTH	TEAM	ADJ.	CONF.	ADJ CONF.
Average RPI Loss:	111	RECORD	PCT. RANK	GAMES	SCHEDULE	OF SCHEDULE	RPI	RPI	RPI	RPI
DIV. I ONLY	1- 8	318	0- 1	49	254	249	249	12	12	
DIV. I NON-CONF.	1- 8	318	0- 1	49	254	249	249	12	12	

TOTALS	RPI 1-25	RPI 26-50	W-L RECORDS	RPI 51-100	RPI 101-150	RPI 150+				
1- 8	0- 1	0- 0	OVERALL	0- 3	0- 2	1- 2				
1- 2	0- 1	0- 0	HOME	0- 1	0- 0	1- 0				
0- 4	0- 0	0- 0	AWAY	0- 2	0- 1	0- 1				
0- 2	0- 0	0- 0	NEUTRAL	0- 0	0- 1	0- 1				
1- 8	0- 1	0- 0	NON-CONFERENCE	0- 3	0- 2	1- 2				
1- 2	0- 1	0- 0	HOME	0- 1	0- 0	1- 0				
0- 4	0- 0	0- 0	AWAY	0- 2	0- 1	0- 1				
0- 2	0- 0	0- 0	NEUTRAL	0- 0	0- 1	0- 1				
0- 0	0- 0	0- 0	CONFERENCE	0- 0	0- 0	0- 0				
0- 0	0- 0	0- 0	HOME	0- 0	0- 0	0- 0				
0- 0	0- 0	0- 0	AWAY	0- 0	0- 0	0- 0				
0- 0	0- 0	0- 0	NEUTRAL	0- 0	0- 0	0- 0				

RPI 1-25				RPI 26-50				RPI 51-100				RPI 101+ Team's RPI: 249			
RPI	S	Opponent	Score	RPI	S	Opponent	Score	RPI	S	Opponent	Score	RPI	S	Opponent	Score
9	H	Drake	71 98					60	A	Purdue	60 81	119	A	Bradley	68 82
								69	A	Butler	51 92	124	N	Northern Ill.	61 86
								75	H	Missouri	64 89	202	A	Southeast Mo. St.	71 81
												233	N	Eastern Ill.	62 64
												343	H	Austin Peay	77 72

LAST 12 Division I GAMES:															
124	N	Northern Ill.	61 86	343	H	Austin Peay	77 72	202	A	Southeast Mo. St.	71 81	69	A	Butler	51 92
233	N	Eastern Ill.	62 64	60	A	Purdue	60 81	9	H	Drake	71 98	75	H	Missouri	64 89
119	A	Bradley	68 82												

Non-Div I Games: MacMurray 136 39 William Woods 81 73

Western Ill.

Average RPI Win:	238	WON-LOST	WINNING	LAST 10	STRENGTH OF	OPP. STRENGTH	TEAM	ADJ.	CONF.	ADJ CONF.
Average RPI Loss:	56	RECORD	PCT. RANK	GAMES	SCHEDULE	OF SCHEDULE	RPI	RPI	RPI	RPI
DIV. I ONLY	4- 6	207	0- 1	96	76	162	162	18	18	
DIV. I NON-CONF.	4- 6	207	0- 1	96	76	162	162	18	18	

TOTALS	RPI 1-25	RPI 26-50	W-L RECORDS	RPI 51-100	RPI 101-150	RPI 150+				
4- 6	0- 3	0- 0	OVERALL	0- 2	0- 0	4- 1				
2- 2	0- 2	0- 0	HOME	0- 0	0- 0	2- 0				
1- 2	0- 0	0- 0	AWAY	0- 1	0- 0	1- 1				
1- 2	0- 1	0- 0	NEUTRAL	0- 1	0- 0	1- 0				
4- 6	0- 3	0- 0	NON-CONFERENCE	0- 2	0- 0	4- 1				
2- 2	0- 2	0- 0	HOME	0- 0	0- 0	2- 0				
1- 2	0- 0	0- 0	AWAY	0- 1	0- 0	1- 1				
1- 2	0- 1	0- 0	NEUTRAL	0- 1	0- 0	1- 0				
0- 0	0- 0	0- 0	CONFERENCE	0- 0	0- 0	0- 0				
0- 0	0- 0	0- 0	HOME	0- 0	0- 0	0- 0				
0- 0	0- 0	0- 0	AWAY	0- 0	0- 0	0- 0				
0- 0	0- 0	0- 0	NEUTRAL	0- 0	0- 0	0- 0				

RPI 1-25				RPI 26-50				RPI 51-100				RPI 101+				Team's RPI: 162
RPI	S	Opponent	Score	RPI	S	Opponent	Score	RPI	S	Opponent	Score	RPI	S	Opponent	Score	
5	H	Louisville	80 102					54	A	Central Mich.	90 108	157	H	Southern Ill.	83 76	
16	N	Gonzaga	55 76					59	N	Oregon St.	60 74	169	A	Little Rock	68 56	
20	H	Iowa	67 104									181	A	Oklahoma	83 90	
												286	N	ETSU	82 68	
												338	H	Morgan St.	90 43	

LAST 12 Division I GAMES:																
16	N	Gonzaga	55 76	54	A	Central Mich.	90 108	20	H	Iowa	67 104	181	A	Oklahoma	83 90	
286	N	ETSU	82 68					5	H	Louisville	80 102					
169	A	Little Rock	68 56													
338	H	Morgan St.	90 43													
59	N	Oregon St.	60 74													
157	H	Southern Ill.	83 76													

Non-Div I Games: Bel Air mi ne 95 57

Western Ky.

Average RPI	Win: 287	WON-LOST	WINNING	LAST 10	STRENGTH OF	OPP. STRENGTH	TEAM	ADJ.	CONF.	ADJ CONF.
Average RPI	Loss: 132	RECORD	PCT. RANK	GAMES	SCHEDULE	OF SCHEDULE	RPI	RPI	RPI	RPI
DIV. I ONLY	3- 4	202	1- 0	318	103	305	305	10	10	
DIV. I NON-CONF.	3- 4	202	1- 0	318	103	305	305	10	10	

TOTALS	RPI 1-25	RPI 26-50	W-L RECORDS	RPI 51-100	RPI 101-150	RPI 150+				
3- 4	0- 0	0- 1	OVERALL	0- 1	0- 0	3- 2				
2- 3	0- 0	0- 1	HOME	0- 1	0- 0	2- 1				
1- 1	0- 0	0- 0	AWAY	0- 0	0- 0	1- 1				
0- 0	0- 0	0- 0	NEUTRAL	0- 0	0- 0	0- 0				
3- 4	0- 0	0- 1	NON-CONFERENCE	0- 1	0- 0	3- 2				
2- 3	0- 0	0- 1	HOME	0- 1	0- 0	2- 1				
1- 1	0- 0	0- 0	AWAY	0- 0	0- 0	1- 1				
0- 0	0- 0	0- 0	NEUTRAL	0- 0	0- 0	0- 0				
0- 0	0- 0	0- 0	CONFERENCE	0- 0	0- 0	0- 0				
0- 0	0- 0	0- 0	HOME	0- 0	0- 0	0- 0				
0- 0	0- 0	0- 0	AWAY	0- 0	0- 0	0- 0				
0- 0	0- 0	0- 0	NEUTRAL	0- 0	0- 0	0- 0				

Western Mich.

Western Mich.

RPI	S	Opponent	Score	RPI	S	Opponent	Score	RPI	S	Opponent	Score	RPI	S	Opponent	Score	Team's RPI: 305
42	H	Michigan	42 79	87	H	New Mexico St.	54 66	166	H	Loyola Chi cago	53 64	232	A	Ole Miss	66 69	
								262	H	Eastern Ky.	64 53	279	A	Detroit Mercy	54 44	
								320	H	Purdue Fort Wayne	69 61					
LAST 12 Division I GAMES:																
262	H	Eastern Ky.	64 53	279	A	Detroit Mercy	54 44	166	H	Loyola Chi cago	53 64					
232	A	Ole Miss	66 69													
42	H	Michigan	42 79													
87	H	New Mexico St.	54 66													
320	H	Purdue Fort Wayne	69 61													

Non-Div I Games:

Western Mich.

Average RPI Win:	195	WON-LOST	WINNING	LAST 10	STRENGTH OF	OPP. STRENGTH	TEAM	ADJ.	CONF.	ADJ CONF.
Average RPI Loss:	76	RECORD	PCT. RANK	GAMES	SCHEDULE	OF SCHEDULE	RPI	RPI	RPI	RPI
DIV. I ONLY	6- 4	128	1- 0	272	23	231	231	8	8	
DIV. I NON-CONF.	6- 4	128	1- 0	272	23	231	231	8	8	

TOTALS	RPI 1-25	RPI 26-50	W-L RECORDS	RPI 51-100	RPI 101-150	RPI 150+				
6- 4	0- 1	0- 0	OVERALL	1- 2	1- 1	4- 0				
6- 3	0- 0	0- 0	HOME	1- 2	1- 1	4- 0				
0- 0	0- 0	0- 0	AWAY	0- 0	0- 0	0- 0				
0- 1	0- 1	0- 0	NEUTRAL	0- 0	0- 0	0- 0				
6- 4	0- 1	0- 0	NON-CONFERENCE	1- 2	1- 1	4- 0				
6- 3	0- 0	0- 0	HOME	1- 2	1- 1	4- 0				
0- 0	0- 0	0- 0	AWAY	0- 0	0- 0	0- 0				
0- 1	0- 1	0- 0	NEUTRAL	0- 0	0- 0	0- 0				
0- 0	0- 0	0- 0	CONFERENCE	0- 0	0- 0	0- 0				
0- 0	0- 0	0- 0	HOME	0- 0	0- 0	0- 0				
0- 0	0- 0	0- 0	AWAY	0- 0	0- 0	0- 0				
0- 0	0- 0	0- 0	NEUTRAL	0- 0	0- 0	0- 0				

RPI 1-25				RPI 26-50				RPI 51-100				RPI 101+ Team's RPI: 231			
RPI	S	Opponent	Score	RPI	S	Opponent	Score	RPI	S	Opponent	Score	RPI	S	Opponent	Score
17	N	South Dakota	64 73					76	H	Tennessee Tech	45 55	114	H	Creighton	71 83
								81	H	Louisiana Tech	70 56	130	H	Sam Houston St.	63 55
								98	H	Oklahoma St.	47 60	159	H	Ark.-Pine Bluff	76 39
												246	H	Missouri St.	63 60
												257	H	Grambling	70 61
												298	H	Houston Baptist	68 50

LAST 12 Division I GAMES:															
257	H	Grambling	70 61	114	H	Creighton	71 83	76	H	Tennessee Tech	45 55	98	H	Oklahoma St.	47 60
130	H	Sam Houston St.	63 55	81	H	Louisiana Tech	70 56	17	N	South Dakota	64 73	298	H	Houston Baptist	68 50
246	H	Missouri St.	63 60												
159	H	Ark.-Pine Bluff	76 39												

Non-Div I Games:

Wichita St.

Average RPI Win:	260	WON-LOST	WINNING	LAST 10	STRENGTH OF	OPP. STRENGTH	TEAM	ADJ.	CONF.	ADJ CONF.
Average RPI Loss:	133	RECORD	PCT. RANK	GAMES	SCHEDULE	OF SCHEDULE	RPI	RPI	RPI	RPI
DIV. I ONLY	5- 4	147	0- 1	231	211	179	179	13	13	
DIV. I NON-CONF.	5- 4	147	0- 1	231	211	179	179	13	13	

TOTALS	RPI 1-25	RPI 26-50	W-L RECORDS	RPI 51-100	RPI 101-150	RPI 150+				
5- 4	0- 1	0- 0	OVERALL	0- 1	0- 1	5- 1				
3- 1	0- 0	0- 0	HOME	0- 1	0- 0	3- 0				
2- 3	0- 1	0- 0	AWAY	0- 0	0- 1	2- 1				
0- 0	0- 0	0- 0	NEUTRAL	0- 0	0- 0	0- 0				
5- 4	0- 1	0- 0	NON-CONFERENCE	0- 1	0- 1	5- 1				
3- 1	0- 0	0- 0	HOME	0- 1	0- 0	3- 0				
2- 3	0- 1	0- 0	AWAY	0- 0	0- 1	2- 1				
0- 0	0- 0	0- 0	NEUTRAL	0- 0	0- 0	0- 0				
0- 0	0- 0	0- 0	CONFERENCE	0- 0	0- 0	0- 0				
0- 0	0- 0	0- 0	HOME	0- 0	0- 0	0- 0				
0- 0	0- 0	0- 0	AWAY	0- 0	0- 0	0- 0				
0- 0	0- 0	0- 0	NEUTRAL	0- 0	0- 0	0- 0				

RPI 1-25				RPI 26-50				RPI 51-100				RPI 101+ Team's RPI: 179			
RPI	S	Opponent	Score	RPI	S	Opponent	Score	RPI	S	Opponent	Score	RPI	S	Opponent	Score
25	A	Old Domini on	69 83					83	H	VCU	55 72	117	A	Hartford	45 50
												177	H	East Caroli na	63 43
												252	A	Fai rfi eld	60 54
												273	H	Howard	88 75
												285	H	Ri chmond	65 55
												307	A	Davi dson	65 76
												313	A	Loyol a Maryl and	65 49

LAST 12 Divi sion I GAMES:															
25	A	Old Domini on	69 83	117	A	Hartford	45 50	177	H	East Caroli na	63 43	307	A	Davi dson	65 76
285	H	Ri chmond	65 55	313	A	Loyol a Maryl and	65 49	273	H	Howard	88 75	83	H	VCU	55 72
252	A	Fai rfi eld	60 54												

Non-Div I Games:

William & Mary

Average RPI Loss: 150

DIV. I ONLY	4- 4	161	1- 0	199	315	173	173	29	29
DIV. I NON-CONF.	4- 4	161	1- 0	199	315	173	173	29	29
TOTALS	RPI 1-25	RPI 26-50	W-L RECORDS	RPI 51-100	RPI 101-150	RPI 150+			
4- 4	0- 0	0- 0	OVERALL	0- 1	0- 2	4- 1			
2- 0	0- 0	0- 0	HOME	0- 0	0- 0	2- 0			
2- 4	0- 0	0- 0	AWAY	0- 1	0- 2	2- 1			
0- 0	0- 0	0- 0	NEUTRAL	0- 0	0- 0	0- 0			
4- 4	0- 0	0- 0	NON-CONFERENCE	0- 1	0- 2	4- 1			
2- 0	0- 0	0- 0	HOME	0- 0	0- 0	2- 0			
2- 4	0- 0	0- 0	AWAY	0- 1	0- 2	2- 1			
0- 0	0- 0	0- 0	NEUTRAL	0- 0	0- 0	0- 0			
0- 0	0- 0	0- 0	CONFERENCE	0- 0	0- 0	0- 0			
0- 0	0- 0	0- 0	HOME	0- 0	0- 0	0- 0			
0- 0	0- 0	0- 0	AWAY	0- 0	0- 0	0- 0			
0- 0	0- 0	0- 0	NEUTRAL	0- 0	0- 0	0- 0			

RPI 1-25				RPI 26-50				RPI 51-100				RPI 101+ Team's RPI: 173			
RPI	S	Opponent	Score	RPI	S	Opponent	Score	RPI	S	Opponent	Score	RPI	S	Opponent	Score
								100	A	James Madison	39 56	145	A	Georgia	39 85
												147	A	Wisconsin	41 76
												207	A	Wofford	53 70
												213	H	Elon	58 57
												300	A	South Carolina St.	58 50
												301	A	Col. of Charleston	71 64
												344	H	N.C. Central	66 41
LAST 12 Division I GAMES:															
				213	H	Elon	58 57	145	A	Georgia	39 85				
				300	A	South Carolina St.	58 50	147	A	Wisconsin	41 76				
				301	A	Col. of Charleston	71 64								
				100	A	James Madison	39 56								
				207	A	Wofford	53 70								
				344	H	N.C. Central	66 41								

Wi nthrop

W
i
s
c
o
n
s
i
n

Wisc onsi n				Through Games Of Dec. 12, 2018								
Average RPI	Win:	222	WON-LOST	WINNING	LAST 10		STRENGTH OF	OPP. STRENGTH	TEAM	ADJ.	CONF.	ADJ CONF.
Average RPI	Loss:	41	RECORD	PCT. RANK	GAMES		SCHEDULE	OF SCHEDULE	RPI	RPI	RPI	RPI
DIV. I ONLY			8- 3	79	1- 0		265	73	147	147	3	3
DIV. I NON-CONF.			8- 3	79	1- 0		265	73	147	147	3	3

TOTALS		RPI 1-25		RPI 26-50		W-L RECORDS		RPI 51-100		RPI 101-150		RPI 150+
8- 3		0- 0		1- 2		OVERALL		0- 1		1- 0		6- 0
5- 1		0- 0		1- 1		HOME		0- 0		0- 0		4- 0
1- 1		0- 0		0- 1		AWAY		0- 0		0- 0		1- 0
2- 1		0- 0		0- 0		NEUTRAL		0- 1		1- 0		1- 0
8- 3		0- 0		1- 2		NON-CONFERENCE		0- 1		1- 0		6- 0
5- 1		0- 0		1- 1		HOME		0- 0		0- 0		4- 0
1- 1		0- 0		0- 1		AWAY		0- 0		0- 0		1- 0
2- 1		0- 0		0- 0		NEUTRAL		0- 1		1- 0		1- 0
0- 0		0- 0		0- 0		CONFERENCE		0- 0		0- 0		0- 0
0- 0		0- 0		0- 0		HOME		0- 0		0- 0		0- 0
0- 0		0- 0		0- 0		AWAY		0- 0		0- 0		0- 0
0- 0		0- 0		0- 0		NEUTRAL		0- 0		0- 0		0- 0

W
i
s
c
o
n
s
i
n

RPI 1-25				RPI 26-50				RPI 51-100				RPI 101+ Team's RPI: 147			
RPI	S	Opponent	Score	RPI	S	Opponent	Score	RPI	S	Opponent	Score	RPI	S	Opponent	Score
				27	A	Green Bay	46 55	53	N	Arkansas	68 69	128	N	Pittsburgh	57 42
				33	H	IUPUI	65 64					173	H	Winthrop	76 41
				43	H	Duke	53 60					184	A	Milwaukee	68 57

LAST 12 Division I GAMES:															
				53	N	Arkansas	68 69	323	H	Chicago St.	85 38				
				292	N	Tennessee St.	58 53	27	A	Green Bay	46 55				
				128	N	Pittsburgh	57 42	311	H	Marshall	67 49				
				33	H	IUPUI	65 64	43	H	Duke	53 60				
				331	H	North Dakota St.	64 53	173	H	Winthrop	76 41				
				184	A	Milwaukee	68 57								

Non-Div I Games:

Wisconsin

Average RPI Win:	265	WON-LOST	WINNING	LAST 10	STRENGTH OF	OPP. STRENGTH	TEAM	ADJ.	CONF.	ADJ CONF.
Average RPI Loss:	153	RECORD	PCT. RANK	GAMES	SCHEDULE	OF SCHEDULE	RPI	RPI	RPI	RPI
DIV. I ONLY	5- 4	147	1- 0	295	214	207	207	26	26	
DIV. I NON-CONF.	5- 4	147	1- 0	295	214	207	207	26	26	

TOTALS	RPI 1-25	RPI 26-50	W-L RECORDS	RPI 51-100	RPI 101-150	RPI 150+				
5- 4	0- 0	0- 1	OVERALL	0- 1	0- 0	5- 2				
3- 0	0- 0	0- 0	HOME	0- 0	0- 0	3- 0				
2- 4	0- 0	0- 1	AWAY	0- 1	0- 0	2- 2				
0- 0	0- 0	0- 0	NEUTRAL	0- 0	0- 0	0- 0				
5- 4	0- 0	0- 1	NON-CONFERENCE	0- 1	0- 0	5- 2				
3- 0	0- 0	0- 0	HOME	0- 0	0- 0	3- 0				
2- 4	0- 0	0- 1	AWAY	0- 1	0- 0	2- 2				
0- 0	0- 0	0- 0	NEUTRAL	0- 0	0- 0	0- 0				
0- 0	0- 0	0- 0	CONFERENCE	0- 0	0- 0	0- 0				
0- 0	0- 0	0- 0	HOME	0- 0	0- 0	0- 0				
0- 0	0- 0	0- 0	AWAY	0- 0	0- 0	0- 0				
0- 0	0- 0	0- 0	NEUTRAL	0- 0	0- 0	0- 0				

RPI	S	Opponent	Score	RPI	S	Opponent	Score	RPI	S	Opponent	Score	RPI	S	Opponent	Score	Team's RPI: 207
47	A	Clemson	77 85	72	A	Charlotte	63 85	167	A	UNC Asheville	46 60	173	H	Winthrop	70 53	
								243	A	Ga. Southern	81 65	258	H	Gardner-Webb	59 53	
								301	H	Col. of Charleston	78 58	324	A	Presbyterian	50 61	
								351	A	Longwood	101 72					

LAST 12 Division I GAMES:																
324	A	Presbyterian	50 61	351	A	Longwood	101 72	258	H	Gardner-Webb	59 53	167	A	UNC Asheville	46 60	
72	A	Charlotte	63 85					173	H	Winthrop	70 53					
47	A	Clemson	77 85					301	H	Col. of Charleston	78 58					
243	A	Ga. Southern	81 65													

Non-Div I Games: Warren Wilson 107 30

Wofford

Average RPI	Win: 212	WON-LOST	WINNING	LAST 10	STRENGTH OF	OPP. STRENGTH	TEAM	ADJ.	CONF.	ADJ CONF.
Average RPI	Loss: 117	RECORD	PCT. RANK	GAMES	SCHEDULE	OF SCHEDULE	RPI	RPI	RPI	RPI
DIV. I ONLY	7- 3	90	1- 0	201	151	107	107	15	15	
DIV. I NON-CONF.	7- 3	90	1- 0	201	151	107	107	15	15	

TOTALS	RPI 1-25	RPI 26-50	W-L RECORDS	RPI 51-100	RPI 101-150	RPI 150+				
7- 3	0- 0	0- 2	OVERALL	0- 0	2- 0	5- 1				
1- 1	0- 0	0- 1	HOME	0- 0	0- 0	1- 0				
2- 2	0- 0	0- 1	AWAY	0- 0	0- 0	2- 1				
4- 0	0- 0	0- 0	NEUTRAL	0- 0	2- 0	2- 0				
7- 3	0- 0	0- 2	NON-CONFERENCE	0- 0	2- 0	5- 1				
1- 1	0- 0	0- 1	HOME	0- 0	0- 0	1- 0				
2- 2	0- 0	0- 1	AWAY	0- 0	0- 0	2- 1				
4- 0	0- 0	0- 0	NEUTRAL	0- 0	2- 0	2- 0				
0- 0	0- 0	0- 0	CONFERENCE	0- 0	0- 0	0- 0				
0- 0	0- 0	0- 0	HOME	0- 0	0- 0	0- 0				
0- 0	0- 0	0- 0	AWAY	0- 0	0- 0	0- 0				
0- 0	0- 0	0- 0	NEUTRAL	0- 0	0- 0	0- 0				

RPI 1-25				RPI 26-50				RPI 51-100				RPI 101+ Team's RPI: 107			
RPI	S	Opponent	Score	RPI	S	Opponent	Score	RPI	S	Opponent	Score	RPI	S	Opponent	Score
				30	A	Michigan St.	68 84					122	N	Marist	76 60
				49	H	Belmont	63 79					149	N	Drexel	71 63
												172	H	Kent St.	61 55
												222	A	UNLV	68 52
												235	N	Stetson	57 44
												254	N	Hofstra	93 64
												272	A	CSU Bakersfield	74 76
												333	A	Manhattan	60 44
LAST 12 Division I GAMES:															
				333	A	Manhattan	60 44					172	H	Kent St.	61 55
				149	N	Drexel	71 63					122	N	Marist	76 60
				222	A	UNLV	68 52					235	N	Stetson	57 44
				272	A	CSU Bakersfield	74 76					254	N	Hofstra	93 64
												30	A	Michigan St.	68 84
												49	H	Belmont	63 79

Non-Div I Games:

Wright St.

Wyoming				Through Games Of Dec. 12, 2018																				
Average RPI Win:		167	WON-LOST		WINNING		LAST 10		STRENGTH OF		OPP. STRENGTH		TEAM		ADJ.		CONF.		ADJ CONF.					
Average RPI Loss:		63	RECORD		PCT. RANK		GAMES		SCHEDULE		OF SCHEDULE		RPI		RPI		RPI		RPI					
DIV. I ONLY			4- 2		97		1- 0		64		184		48		48		9		9					
DIV. I NON-CONF.			4- 2		97		1- 0		64		184		48		48		9		9					

TOTALS		RPI 1-25		RPI 26-50		W-L RECORDS		RPI 51-100		RPI 101-150		RPI 150+												
4- 2		0- 0		0- 1		OVERALL		1- 1		1- 0		2- 0												
3- 0		0- 0		0- 0		HOME		1- 0		1- 0		1- 0												
0- 2		0- 0		0- 1		AWAY		0- 1		0- 0		0- 0												
1- 0		0- 0		0- 0		NEUTRAL		0- 0		0- 0		1- 0												
4- 2		0- 0		0- 1		NON-CONFERENCE		1- 1		1- 0		2- 0												
3- 0		0- 0		0- 0		HOME		1- 0		1- 0		1- 0												
0- 2		0- 0		0- 1		AWAY		0- 1		0- 0		0- 0												
1- 0		0- 0		0- 0		NEUTRAL		0- 0		0- 0		1- 0												
0- 0		0- 0		0- 0		CONFERENCE		0- 0		0- 0		0- 0												
0- 0		0- 0		0- 0		HOME		0- 0		0- 0		0- 0												
0- 0		0- 0		0- 0		AWAY		0- 0		0- 0		0- 0												
0- 0		0- 0		0- 0		NEUTRAL		0- 0		0- 0		0- 0												

RPI 1-25				RPI 26-50				Team's RPI: 48				RPI 51-100				RPI 101+								
RPI	S	Opponent		Score		RPI	S	Opponent		Score		RPI	S	Opponent		Score		RPI	S	Opponent		Score		
						40	A	Saint Mary's (CA)		84 90		74	H	Denver		78 74		108	H	Montana St.		66 58		
												85	A	Paci fi c		64 70		203	H	Idaho		64 61		
																		282	N	North Texas		53 49		

Non-Div I Games: Chadron St. 80 33 UC-Col o. Springs 98 37

Wyoming

Average RPI Win:	185	WON-LOST	WINNING	LAST 10	STRENGTH OF	OPP. STRENGTH	TEAM	ADJ.	CONF.	ADJ CONF.
Average RPI Loss:	26	RECORD	PCT. RANK	GAMES	SCHEDULE	OF SCHEDULE	RPI	RPI	RPI	RPI

DIV. I ONLY	7- 1	29	1- 0	149	119	57	57	4	4
DIV. I NON-CONF.	7- 1	29	1- 0	149	119	57	57	4	4
TOTALS	RPI 1-25	RPI 26-50	W-L RECORDS	RPI 51-100	RPI 101-150	RPI 150+			
7- 1	0- 0	0- 1	OVERALL	2- 0	2- 0	3- 0			
6- 1	0- 0	0- 1	HOME	1- 0	2- 0	3- 0			
1- 0	0- 0	0- 0	AWAY	1- 0	0- 0	0- 0			
0- 0	0- 0	0- 0	NEUTRAL	0- 0	0- 0	0- 0			
7- 1	0- 0	0- 1	NON-CONFERENCE	2- 0	2- 0	3- 0			
6- 1	0- 0	0- 1	HOME	1- 0	2- 0	3- 0			
1- 0	0- 0	0- 0	AWAY	1- 0	0- 0	0- 0			
0- 0	0- 0	0- 0	NEUTRAL	0- 0	0- 0	0- 0			
0- 0	0- 0	0- 0	CONFERENCE	0- 0	0- 0	0- 0			
0- 0	0- 0	0- 0	HOME	0- 0	0- 0	0- 0			
0- 0	0- 0	0- 0	AWAY	0- 0	0- 0	0- 0			
0- 0	0- 0	0- 0	NEUTRAL	0- 0	0- 0	0- 0			

RPI 1-25	RPI 26-50	RPI 51-100	Team's RPI: 57	RPI 101+
RPI S Opponent Score	RPI S Opponent Score	RPI S Opponent Score		RPI S Opponent Score
	26 H Minnesota 53 78	76 H Tennessee Tech 70 60		104 H North Ala. 94 81
		94 A Wake Forest 62 50		143 H Bowling Green 65 49
				252 H Fairfield 48 35
				306 H Delaware St. 80 59
				323 H Chicago St. 91 57
LAST 12 Division I GAMES:				
252 H Fairfield 48 35	306 H Delaware St. 80 59			
26 H Minnesota 53 78	104 H North Ala. 94 81			
76 H Tennessee Tech 70 60	143 H Bowling Green 65 49			
323 H Chicago St. 91 57	94 A Wake Forest 62 50			

Non-Div I Games:

Xavier

Average RPI Win:	279	WON-LOST	WINNING	LAST 10	STRENGTH OF	OPP. STRENGTH	TEAM	ADJ.	CONF.	ADJ CONF.
Average RPI Loss:	119	RECORD	PCT. RANK	GAMES	SCHEDULE	OF SCHEDULE	RPI	RPI	RPI	RPI
DIV. I ONLY	7- 5	139	0- 1	169	293	129	129	17	17	
DIV. I NON-CONF.	7- 5	139	0- 1	169	293	129	129	17	17	

TOTALS	RPI 1-25	RPI 26-50	W-L RECORDS	RPI 51-100	RPI 101-150	RPI 150+				
7- 5	0- 0	0- 0	OVERALL	0- 2	1- 2	6- 1				
2- 0	0- 0	0- 0	HOME	0- 0	0- 0	2- 0				
4- 4	0- 0	0- 0	AWAY	0- 1	1- 2	3- 1				
1- 1	0- 0	0- 0	NEUTRAL	0- 1	0- 0	1- 0				
7- 5	0- 0	0- 0	NON-CONFERENCE	0- 2	1- 2	6- 1				
2- 0	0- 0	0- 0	HOME	0- 0	0- 0	2- 0				
4- 4	0- 0	0- 0	AWAY	0- 1	1- 2	3- 1				
1- 1	0- 0	0- 0	NEUTRAL	0- 1	0- 0	1- 0				
0- 0	0- 0	0- 0	CONFERENCE	0- 0	0- 0	0- 0				
0- 0	0- 0	0- 0	HOME	0- 0	0- 0	0- 0				
0- 0	0- 0	0- 0	AWAY	0- 0	0- 0	0- 0				
0- 0	0- 0	0- 0	NEUTRAL	0- 0	0- 0	0- 0				

RPI 1-25				RPI 26-50				RPI 51-100				RPI 101+ Team's RPI: 129					
RPI	S	Opponent	Score	RPI	S	Opponent	Score	RPI	S	Opponent	Score	RPI	S	Opponent	Score		
								64	A	St. John's (NY)	52	56	124	A	Northern Ill.	80	89
								84	N	SFA	57	67	133	A	Providence	42	59
													144	A	Youngstown St.	58	56
													190	A	Cincinnati	52	66
													280	H	Saint Peter's	72	56
													284	H	Colgate	80	61
													296	A	Vermont	58	55
													303	A	Army West Point	62	51
													310	N	Niagara	67	64
													336	A	Wagner	74	41
LAST 12 Division I GAMES:																	
				84	N	SFA	57	67	303	A	Army West Point	62	51				
				310	N	Niagara	67	64	296	A	Vermont	58	55				
				144	A	Youngstown St.	58	56	64	A	St. John's (NY)	52	56				
				190	A	Cincinnati	52	66	280	H	Saint Peter's	72	56				
				124	A	Northern Ill.	80	89	133	A	Providence	42	59				
				284	H	Colgate	80	61	336	A	Wagner	74	41				

Non-Div I Games:

Yale

Average RPI Win: 231		WON-LOST	WINNING	LAST 10	STRENGTH OF		OPP. STRENGTH	TEAM	ADJ.	CONF.	ADJ CONF.
Loss: 151		RECORD	PCT. RANK	GAMES	SCHEDULE		OF SCHEDULE	RPI	RPI	RPI	RPI
DIV. I ONLY		6- 2	68	1- 0	243		248	144	144	15	15
DIV. I NON-CONF.		6- 2	68	1- 0	243		248	144	144	15	15
TOTALS		RPI 1-25	RPI 26-50	W-L RECORDS		RPI 51-100	RPI 101-150	RPI 150+			
6- 2	0- 0		0- 0	OVERALL		0- 0	1- 1	5- 1			
4- 1	0- 0		0- 0	HOME		0- 0	0- 1	4- 0			
2- 1	0- 0		0- 0	AWAY		0- 0	1- 0	1- 1			
0- 0	0- 0		0- 0	NEUTRAL		0- 0	0- 0	0- 0			
6- 2	0- 0		0- 0	NON-CONFERENCE		0- 0	1- 1	5- 1			
4- 1	0- 0		0- 0	HOME		0- 0	0- 1	4- 0			
2- 1	0- 0		0- 0	AWAY		0- 0	1- 0	1- 1			
0- 0	0- 0		0- 0	NEUTRAL		0- 0	0- 0	0- 0			
0- 0	0- 0		0- 0	CONFERENCE		0- 0	0- 0	0- 0			
0- 0	0- 0		0- 0	HOME		0- 0	0- 0	0- 0			
0- 0	0- 0		0- 0	AWAY		0- 0	0- 0	0- 0			
0- 0	0- 0		0- 0	NEUTRAL		0- 0	0- 0	0- 0			

RPI 1-25				RPI 26-50				RPI 51-100				RPI 101+ Team's RPI: 144			
RPI	S	Opponent	Score	RPI	S	Opponent	Score	RPI	S	Opponent	Score	RPI	S	Opponent	Score
												128	A	Pittsburgh	64 55
												129	H	Yale	56 58
												166	H	Loyola Chicago	74 63
												172	A	Kent St.	34 62
												223	H	Akron	72 61
												250	H	Saint Francis (PA)	80 56
												288	H	Robert Morris	69 59
												329	A	Canisius	62 36
LAST 12 Division I GAMES:															
				250	H	Saint Francis (PA)	80 56	223	H	Akron	72 61				
				329	A	Canisius	62 36	129	H	Yale	56 58				
								172	A	Kent St.	34 62				
								128	A	Pittsburgh	64 55				
								166	H	Loyola Chicago	74 63				
								288	H	Robert Morris	69 59				

Youngstown St.