

Average RPI Win:	330	WON-LOST	WINNING	LAST 10	STRENGTH OF	OPP. STRENGTH	TEAM	ADJ.	CONF.	ADJ CONF.
Average RPI Loss:	235	RECORD	PCT. RANK	GAMES	SCHEDULE	OF SCHEDULE	RPI	RPI	RPI	RPI

DIV. I ONLY	2- 4	237	0- 0	300	343	317	317	22	22
DIV. I NON-CONF.	2- 4	237	0- 0	300	343	317	317	22	22

TOTALS	RPI 1-25	RPI 26-50	W-L RECORDS	RPI 51-100	RPI 101-150	RPI 150+			
2- 4	0- 0	0- 0	OVERALL	0- 0	0- 0	2- 4			
0- 2	0- 0	0- 0	HOME	0- 0	0- 0	0- 2			
1- 1	0- 0	0- 0	AWAY	0- 0	0- 0	1- 1			
1- 1	0- 0	0- 0	NEUTRAL	0- 0	0- 0	1- 1			
2- 4	0- 0	0- 0	NON-CONFERENCE	0- 0	0- 0	2- 4			
0- 2	0- 0	0- 0	HOME	0- 0	0- 0	0- 2			
1- 1	0- 0	0- 0	AWAY	0- 0	0- 0	1- 1			
1- 1	0- 0	0- 0	NEUTRAL	0- 0	0- 0	1- 1			
0- 0	0- 0	0- 0	CONFERENCE	0- 0	0- 0	0- 0			
0- 0	0- 0	0- 0	HOME	0- 0	0- 0	0- 0			
0- 0	0- 0	0- 0	AWAY	0- 0	0- 0	0- 0			
0- 0	0- 0	0- 0	NEUTRAL	0- 0	0- 0	0- 0			

RPI 1-25				RPI 26-50				RPI 51-100				RPI 101+ Team's RPI: 317			
RPI	S	Opponent	Score	RPI	S	Opponent	Score	RPI	S	Opponent	Score	RPI	S	Opponent	Score
												189	A	Texas Tech	61 78
												202	H	Texas St.	53 60
												226	N	Prairie View	59 67
												324	A	UTRGV	59 49
												324	H	UTRGV	57 70
												335	N	Louisiana	64 63
LAST 12 Division I GAMES:															
				324	H	UTRGV	57 70								
				226	N	Prairie View	59 67								
				335	N	Louisiana	64 63								
				202	H	Texas St.	53 60								
				189	A	Texas Tech	61 78								
				324	A	UTRGV	59 49								

Non-Div I Games: UNKNOWN 78 40 Tex. A&M Int'l 84 36

Average RPI	Win: 206	WON-LOST RECORD	WINNING PCT. RANK	LAST 10 GAMES	STRENGTH OF SCHEDULE	OPP. STRENGTH OF SCHEDULE	TEAM RPI	ADJ. RPI	CONF. RPI	ADJ CONF. RPI
Average RPI	Loss: 88									
DIV. I ONLY	3- 2	127	0- 1	185	103	121	121	22	22	
DIV. I NON-CONF.	3- 2	127	0- 1	185	103	121	121	22	22	

TOTALS	RPI 1-25	RPI 26-50	W-L RECORDS	RPI 51-100	RPI 101-150	RPI 150+				
3- 2	0- 0	0- 0	OVERALL	1- 1	0- 1	2- 0				
0- 1	0- 0	0- 0	HOME	0- 1	0- 0	0- 0				
2- 1	0- 0	0- 0	AWAY	1- 0	0- 1	1- 0				
1- 0	0- 0	0- 0	NEUTRAL	0- 0	0- 0	1- 0				
3- 2	0- 0	0- 0	NON-CONFERENCE	1- 1	0- 1	2- 0				
0- 1	0- 0	0- 0	HOME	0- 1	0- 0	0- 0				
2- 1	0- 0	0- 0	AWAY	1- 0	0- 1	1- 0				
1- 0	0- 0	0- 0	NEUTRAL	0- 0	0- 0	1- 0				
0- 0	0- 0	0- 0	CONFERENCE	0- 0	0- 0	0- 0				
0- 0	0- 0	0- 0	HOME	0- 0	0- 0	0- 0				
0- 0	0- 0	0- 0	AWAY	0- 0	0- 0	0- 0				
0- 0	0- 0	0- 0	NEUTRAL	0- 0	0- 0	0- 0				

RPI 1-25				RPI 26-50				RPI 51-100				RPI 101+				Team's RPI: 121
RPI	S	Opponent	Score	RPI	S	Opponent	Score	RPI	S	Opponent	Score	RPI	S	Opponent	Score	
								55	H	Arkansas	68 80	120	A	Tulsa	63 75	
								86	A	New Mexico St.	58 46	210	N	Texas Southern	81 39	
												322	A	UTEP	70 69	
LAST 12 Division I GAMES:																
								55	H	Arkansas	68 80					
								120	A	Tulsa	63 75					
								322	A	UTEP	70 69					
								210	N	Texas Southern	81 39					
								86	A	New Mexico St.	58 46					

Non-Div I Games: Eastern N.M. 78 46 Howard Payne 98 43 Southwest (NM) 90 47 Schreiner 90 43 Abilene Christian

Average RPI Win:	226	WON-LOST	WINNING	LAST 10	STRENGTH OF	OPP. STRENGTH	TEAM	ADJ.	CONF.	ADJ CONF.
Average RPI Loss:	94	RECORD	PCT. RANK	GAMES	SCHEDULE	OF SCHEDULE	RPI	RPI	RPI	RPI
DIV. I ONLY	3- 5	217	0- 1	52	243	163	163	9	9	
DIV. I NON-CONF.	3- 5	217	0- 1	52	243	163	163	9	9	

TOTALS	RPI 1-25	RPI 26-50	W-L RECORDS	RPI 51-100	RPI 101-150	RPI 150+				
3- 5	0- 1	1- 1	OVERALL	0- 1	0- 0	2- 2				
2- 2	0- 0	1- 0	HOME	0- 0	0- 0	1- 2				
1- 3	0- 1	0- 1	AWAY	0- 1	0- 0	1- 0				
0- 0	0- 0	0- 0	NEUTRAL	0- 0	0- 0	0- 0				
3- 5	0- 1	1- 1	NON-CONFERENCE	0- 1	0- 0	2- 2				
2- 2	0- 0	1- 0	HOME	0- 0	0- 0	1- 2				
1- 3	0- 1	0- 1	AWAY	0- 1	0- 0	1- 0				
0- 0	0- 0	0- 0	NEUTRAL	0- 0	0- 0	0- 0				
0- 0	0- 0	0- 0	CONFERENCE	0- 0	0- 0	0- 0				
0- 0	0- 0	0- 0	HOME	0- 0	0- 0	0- 0				
0- 0	0- 0	0- 0	AWAY	0- 0	0- 0	0- 0				
0- 0	0- 0	0- 0	NEUTRAL	0- 0	0- 0	0- 0				

RPI 1-25				RPI 26-50				RPI 51-100				RPI 101+ Team's RPI: 163			
RPI	S	Opponent	Score	RPI	S	Opponent	Score	RPI	S	Opponent	Score	RPI	S	Opponent	Score
19	A	Minnesota	50 67	26	A	Northeastern	41 54	77	A	Denver	66 92	167	H	George Mason	71 78
				38	H	Northern Colo.	69 57					181	H	Navy	47 54
												300	A	Army West Point	71 60
												340	H	Fairleigh Dickinson	85 37
LAST 12 Division I GAMES:															
19	A	Minnesota	50 67	181	H	Navy	47 54								
38	H	Northern Colo.	69 57	167	H	George Mason	71 78								
26	A	Northeastern	41 54												
300	A	Army West Point	71 60												
340	H	Fairleigh Dickinson	85 37												
77	A	Denver	66 92												

Non-Div I Games: Western St. 72 54

Air Force

■ Loss,
 ■ Non-Conf, S Site,
 ■ Home
 ■ Away
 N Neutral

Average RPI Win: **269**
 Average RPI Loss: **104**

WON-LOST
RECORD

WINNING
PCT. RANK

LAST 10
GAMES

STRENGTH OF
SCHEDULE

OPP. STRENGTH
OF SCHEDULE

TEAM
RPI

ADJ.
RPI

CONF.
RPI

ADJ CONF.
RPI

DIV. I ONLY	5- 2	80	0- 1	335	82	220	220	10	10
DIV. I NON-CONF.	5- 2	80	0- 1	335	82	220	220	10	10
TOTALS	RPI 1-25	RPI 26-50	W-L RECORDS	RPI 51-100	RPI 101-150	RPI 150+			
5- 2	0- 0	0- 0	OVERALL	0- 1	0- 1	5- 0			
2- 1	0- 0	0- 0	HOME	0- 1	0- 0	2- 0			
1- 1	0- 0	0- 0	AWAY	0- 0	0- 1	1- 0			
2- 0	0- 0	0- 0	NEUTRAL	0- 0	0- 0	2- 0			
5- 2	0- 0	0- 0	NON-CONFERENCE	0- 1	0- 1	5- 0			
2- 1	0- 0	0- 0	HOME	0- 1	0- 0	2- 0			
1- 1	0- 0	0- 0	AWAY	0- 0	0- 1	1- 0			
2- 0	0- 0	0- 0	NEUTRAL	0- 0	0- 0	2- 0			
0- 0	0- 0	0- 0	CONFERENCE	0- 0	0- 0	0- 0			
0- 0	0- 0	0- 0	HOME	0- 0	0- 0	0- 0			
0- 0	0- 0	0- 0	AWAY	0- 0	0- 0	0- 0			
0- 0	0- 0	0- 0	NEUTRAL	0- 0	0- 0	0- 0			

RPI 1-25				RPI 26-50				RPI 51-100				RPI 101+				Team's RPI: 220
RPI	S	Opponent	Score	RPI	S	Opponent	Score	RPI	S	Opponent	Score	RPI	S	Opponent	Score	
								64	H	Butler	47 63	143	A	Youngstown St.	61 72	
												224	N	Oakland	85 65	
												236	H	St. Bonaventure	67 58	
												263	H	Eastern Ky.	63 54	
												285	A	N.C. A&T	49 36	
												338	N	Northern Ky.	77 60	
LAST 12 Division I GAMES:																
				224	N	Oakland	85 65	64	H	Butler	47 63					
				285	A	N.C. A&T	49 36	236	H	St. Bonaventure	67 58					
								263	H	Eastern Ky.	63 54					
								143	A	Youngstown St.	61 72					
								338	N	Northern Ky.	77 60					

Non-Div I Games:

Akron

Loss, **Non-Conf**, **S Site**, **H Home** **A Away** **N Neutral**

Alabama

Through Games Of Dec. 11, 2018

Average RPI Win: 147

Average RPI Loss: 120

WON-LOST RECORD

WINNING PCT. RANK

LAST 10 GAMES

STRENGTH OF SCHEDULE

OPP. STRENGTH OF SCHEDULE

TEAM RPI

ADJ. RPI

CONF. RPI

ADJ CONF. RPI

DIV. I ONLY

DIV. I NON-CONF.

6- 4

6- 4

127

127

0- 1

0- 1

31

31

210

210

72

72

72

72

5

5

5

5

TOTALS

RPI 1-25

RPI 26-50

W-L RECORDS

RPI 51-100

RPI 101-150

RPI 150+

6- 4

0- 0

2- 0

OVERALL

0- 1

1- 3

3- 0

5- 1

0- 0

2- 0

HOME

0- 0

1- 1

2- 0

1- 1

0- 0

0- 0

AWAY

0- 1

0- 0

1- 0

0- 2

0- 0

0- 0

NEUTRAL

0- 0

0- 2

0- 0

6- 4

0- 0

2- 0

NON-CONFERENCE

0- 1

1- 3

3- 0

5- 1

0- 0

2- 0

HOME

0- 0

1- 1

2- 0

1- 1

0- 0

0- 0

AWAY

0- 1

0- 0

1- 0

0- 2

0- 0

0- 0

NEUTRAL

0- 0

0- 2

0- 0

0- 0

0- 0

0- 0

CONFERENCE

0- 0

0- 0

0- 0

0- 0

0- 0

0- 0

HOME

0- 0

0- 0

0- 0

0- 0

0- 0

0- 0

AWAY

0- 0

0- 0

0- 0

0- 0

0- 0

0- 0

NEUTRAL

0- 0

0- 0

0- 0

RPI 1-25

RPI 26-50

RPI 51-100

Team's RPI: 72

RPI 101+

RPI S Opponent Score

RPI S Opponent Score

RPI S Opponent Score

RPI S Opponent Score

29 H Tulane 69 58

48 H Clemson 76 56

98 A Utah 62 72

114 N Louisiana Tech 62 79

120 N Tulsa 73 80

147 H South Alabama 67 72

149 H Southeastern La. 88 40

171 A SMU 62 61

232 H Stetson 59 47

255 H Grambling 73 55

LAST 12 Division I GAMES:

114 N Louisiana Tech 62 79

29 H Tulane 69 58

147 H South Alabama 67 72

120 N Tulsa 73 80

232 H Stetson 59 47

255 H Grambling 73 55

48 H Clemson 76 56

171 A SMU 62 61

98 A Utah 62 72

149 H Southeastern La. 88 40

Non-Div I Games:

Alabama

Loss, Non-Conf, S Site, H Home A Away N Neutral

Page 5

Non-Div I Games:

Alabama

Average RPI Win:	302	WON-LOST	WINNING	LAST 10	STRENGTH OF	OPP. STRENGTH	TEAM	ADJ.	CONF.	ADJ CONF.
Average RPI Loss:	213	RECORD	PCT. RANK	GAMES	SCHEDULE	OF SCHEDULE	RPI	RPI	RPI	RPI
DIV. I ONLY	2- 5	255	0- 1	215	342	275	275	27	27	
DIV. I NON-CONF.	2- 5	255	0- 1	215	342	275	275	27	27	

TOTALS	RPI 1-25	RPI 26-50	W-L RECORDS	RPI 51-100	RPI 101-150	RPI 150+				
2- 5	0- 0	0- 0	OVERALL	0- 0	0- 2	2- 3				
1- 1	0- 0	0- 0	HOME	0- 0	0- 0	1- 1				
1- 4	0- 0	0- 0	AWAY	0- 0	0- 2	1- 2				
0- 0	0- 0	0- 0	NEUTRAL	0- 0	0- 0	0- 0				
2- 5	0- 0	0- 0	NON-CONFERENCE	0- 0	0- 2	2- 3				
1- 1	0- 0	0- 0	HOME	0- 0	0- 0	1- 1				
1- 4	0- 0	0- 0	AWAY	0- 0	0- 2	1- 2				
0- 0	0- 0	0- 0	NEUTRAL	0- 0	0- 0	0- 0				
0- 0	0- 0	0- 0	CONFERENCE	0- 0	0- 0	0- 0				
0- 0	0- 0	0- 0	HOME	0- 0	0- 0	0- 0				
0- 0	0- 0	0- 0	AWAY	0- 0	0- 0	0- 0				
0- 0	0- 0	0- 0	NEUTRAL	0- 0	0- 0	0- 0				

RPI 1-25				RPI 26-50				RPI 51-100				RPI 101+				Team's RPI: 275	
RPI	S	Opponent	Score	RPI	S	Opponent	Score	RPI	S	Opponent	Score	RPI	S	Opponent	Score		
												102	A	Kansas	54	65	
												137	A	Illinois	60	88	
												165	A	UAB	47	82	
												293	H	Tennessee St.	67	57	
												310	A	Murray St.	59	53	
												319	H	Lipscomb	58	62	
												344	A	Austin Peay	58	75	
LAST 12 Division I GAMES:																	
				344	A	Austin Peay	58	75	137	A	Illinois	60	88				
				310	A	Murray St.	59	53									
				165	A	UAB	47	82									
				102	A	Kansas	54	65									
				319	H	Lipscomb	58	62									
				293	H	Tennessee St.	67	57									

Non-Div I Games:

Alabama A&M

Average RPI Win: 0		WON-LOST RECORD		WINNING PCT. RANK		LAST 10 GAMES		STRENGTH OF SCHEDULE		OPP. STRENGTH OF SCHEDULE		TEAM RPI		ADJ. RPI		CONF. RPI		ADJ CONF. RPI	
Average RPI Loss: 126																			
DIV. I ONLY		0- 7		327		0- 1		14		314		241		241		27		27	
DIV. I NON-CONF.		0- 7		327		0- 1		14		314		241		241		27		27	
TOTALS		RPI 1-25		RPI 26-50		W-L RECORDS		RPI 51-100		RPI 101-150		RPI 150+							
0- 7		0- 1		0- 0		OVERALL		0- 2		0- 2		0- 2							
0- 2		0- 0		0- 0		HOME		0- 1		0- 0		0- 1							
0- 5		0- 1		0- 0		AWAY		0- 1		0- 2		0- 1							
0- 0		0- 0		0- 0		NEUTRAL		0- 0		0- 0		0- 0							
0- 7		0- 1		0- 0		NON-CONFERENCE		0- 2		0- 2		0- 2							
0- 2		0- 0		0- 0		HOME		0- 1		0- 0		0- 1							
0- 5		0- 1		0- 0		AWAY		0- 1		0- 2		0- 1							
0- 0		0- 0		0- 0		NEUTRAL		0- 0		0- 0		0- 0							
0- 0		0- 0		0- 0		CONFERENCE		0- 0		0- 0		0- 0							
0- 0		0- 0		0- 0		HOME		0- 0		0- 0		0- 0							
0- 0		0- 0		0- 0		AWAY		0- 0		0- 0		0- 0							
0- 0		0- 0		0- 0		NEUTRAL		0- 0		0- 0		0- 0							

RPI 1-25				RPI 26-50				RPI 51-100				RPI 101+ Team's RPI: 241			
RPI	S	Opponent	Score	RPI	S	Opponent	Score	RPI	S	Opponent	Score	RPI	S	Opponent	Score
18	A	Kentucky	35 87					66	A	Georgia Tech	42 69	104	A	North Ala.	42 68
								87	H	South Carolina	38 94	147	A	South Alabama	65 77
												196	A	Troy	46 116
												261	H	Samford	51 60

LAST 12 Division I GAMES:															
87	H	South Carolina	38 94	147	A	South Alabama	65 77	66	A	Georgia Tech	42 69	196	A	Troy	46 116
18	A	Kentucky	35 87	261	H	Samford	51 60	104	A	North Ala.	42 68	261	H	Samford	51 60

Non-Div I Games: Mobile 69 63

Alabama St.

Loss,
Non-Conf, S Site,
H Home
A Away
N Neutral

Average RPI Loss: 211

DIV. I ONLY	1- 9	323	0- 1	287	306	343	343	24	24
DIV. I NON-CONF.	1- 9	323	0- 1	287	306	343	343	24	24
TOTALS	RPI 1-25	RPI 26-50	W-L RECORDS	RPI 51-100	RPI 101-150	RPI 150+			
1- 9	0- 0	0- 0	OVERALL	0- 1	0- 2	1- 6			
1- 4	0- 0	0- 0	HOME	0- 0	0- 1	1- 3			
0- 5	0- 0	0- 0	AWAY	0- 1	0- 1	0- 3			
0- 0	0- 0	0- 0	NEUTRAL	0- 0	0- 0	0- 0			
1- 9	0- 0	0- 0	NON-CONFERENCE	0- 1	0- 2	1- 6			
1- 4	0- 0	0- 0	HOME	0- 0	0- 1	1- 3			
0- 5	0- 0	0- 0	AWAY	0- 1	0- 1	0- 3			
0- 0	0- 0	0- 0	NEUTRAL	0- 0	0- 0	0- 0			
0- 0	0- 0	0- 0	CONFERENCE	0- 0	0- 0	0- 0			
0- 0	0- 0	0- 0	HOME	0- 0	0- 0	0- 0			
0- 0	0- 0	0- 0	AWAY	0- 0	0- 0	0- 0			
0- 0	0- 0	0- 0	NEUTRAL	0- 0	0- 0	0- 0			

RPI 1-25				RPI 26-50				RPI 51-100				RPI 101+ Team's RPI: 343					
RPI	S	Opponent	Score	RPI	S	Opponent	Score	RPI	S	Opponent	Score	RPI	S	Opponent	Score		
								99	A	South Fla.	37	74	101	A	Rutgers	39	65
												118	H	Marist	56	74	
												204	H	Holy Cross	50	56	
												212	A	Monmouth	56	64	
												247	A	Cornell	34	48	
												267	H	Central Conn. St.	53	60	
												321	A	Lafayette	66	67	
												329	H	Canisius	42	48	
												333	H	Manhattan	60	54	
LAST 12 Division I GAMES:																	
				118	H	Marist	56	74	204	H	Holy Cross	50	56				
				267	H	Central Conn. St.	53	60	212	A	Monmouth	56	64				
				321	A	Lafayette	66	67	101	A	Rutgers	39	65				
				329	H	Canisius	42	48	333	H	Manhattan	60	54				
									247	A	Cornell	34	48				
									99	A	South Fla.	37	74				

Al bany (NY)

Average RPI	Win:	0	WON-LOST	WINNING	LAST 10	STRENGTH OF	OPP. STRENGTH	TEAM	ADJ.	CONF.	ADJ CONF.
Average RPI	Loss:	258	RECORD	PCT. RANK	GAMES	SCHEDULE	OF SCHEDULE	RPI	RPI	RPI	RPI
DIV. I ONLY		0- 6		327	0- 1	307	349	348	348	27	27
DIV. I NON-CONF.		0- 6		327	0- 1	307	349	348	348	27	27

TOTALS	RPI 1-25		RPI 26-50		W-L RECORDS	RPI 51-100		RPI 101-150		RPI 150+	
0- 6	0- 0		0- 0		OVERALL	0- 0		0- 1		0- 5	
0- 2	0- 0		0- 0		HOME	0- 0		0- 1		0- 1	
0- 4	0- 0		0- 0		AWAY	0- 0		0- 0		0- 4	
0- 0	0- 0		0- 0		NEUTRAL	0- 0		0- 0		0- 0	
0- 6	0- 0		0- 0		NON-CONFERENCE	0- 0		0- 1		0- 5	
0- 2	0- 0		0- 0		HOME	0- 0		0- 1		0- 1	
0- 4	0- 0		0- 0		AWAY	0- 0		0- 0		0- 4	
0- 0	0- 0		0- 0		NEUTRAL	0- 0		0- 0		0- 0	
0- 0	0- 0		0- 0		CONFERENCE	0- 0		0- 0		0- 0	
0- 0	0- 0		0- 0		HOME	0- 0		0- 0		0- 0	
0- 0	0- 0		0- 0		AWAY	0- 0		0- 0		0- 0	
0- 0	0- 0		0- 0		NEUTRAL	0- 0		0- 0		0- 0	

RPI 1-25				RPI 26-50				RPI 51-100				RPI 101+ Team's RPI: 348			
RPI	S	Opponent	Score	RPI	S	Opponent	Score	RPI	S	Opponent	Score	RPI	S	Opponent	Score
												149	H	Southeastern La.	59 77
												165	A	UAB	53 80
												265	A	Southern Mi ss.	47 66
												316	H	Central Ark.	46 57
												322	A	UTEP	51 77
												330	A	Northwestern St.	65 78
LAST 12 Division I GAMES:															
				265	A	Southern Mi ss.	47 66								
				165	A	UAB	53 80								
				316	H	Central Ark.	46 57								
				330	A	Northwestern St.	65 78								
				149	H	Southeastern La.	59 77								
				322	A	UTEP	51 77								

Non-Div I Games: Lane 58 70 Fisk 67 64

Al corn

Loss, Non-Conf, S Site, H Home A Away N Neutral

Average RPI	Win:	207	WON-LOST	WINNING	LAST 10	STRENGTH OF	OPP. STRENGTH	TEAM	ADJ.	CONF.	ADJ CONF.
Average RPI	Loss:	86	RECORD	PCT. RANK	GAMES	SCHEDULE	OF SCHEDULE	RPI	RPI	RPI	RPI
DIV. I ONLY		4- 4		161	0- 1	104	174	142	142	21	21
DIV. I NON-CONF.		4- 4		161	0- 1	104	174	142	142	21	21

TOTALS	RPI 1-25		RPI 26-50		W-L RECORDS	RPI 51-100		RPI 101-150		RPI 150+	
4- 4	0- 1		0- 0		OVERALL	0- 2		1- 0		3- 1	
3- 0	0- 0		0- 0		HOME	0- 0		1- 0		2- 0	
1- 2	0- 0		0- 0		AWAY	0- 1		0- 0		1- 1	
0- 2	0- 1		0- 0		NEUTRAL	0- 1		0- 0		0- 0	
4- 4	0- 1		0- 0		NON-CONFERENCE	0- 2		1- 0		3- 1	
3- 0	0- 0		0- 0		HOME	0- 0		1- 0		2- 0	
1- 2	0- 0		0- 0		AWAY	0- 1		0- 0		1- 1	
0- 2	0- 1		0- 0		NEUTRAL	0- 1		0- 0		0- 0	
0- 0	0- 0		0- 0		CONFERENCE	0- 0		0- 0		0- 0	
0- 0	0- 0		0- 0		HOME	0- 0		0- 0		0- 0	
0- 0	0- 0		0- 0		AWAY	0- 0		0- 0		0- 0	
0- 0	0- 0		0- 0		NEUTRAL	0- 0		0- 0		0- 0	

RPI 1-25				RPI 26-50				RPI 51-100				RPI 101+ Team's RPI: 142			
RPI	S	Opponent	Score	RPI	S	Opponent	Score	RPI	S	Opponent	Score	RPI	S	Opponent	Score
21	N	Stanford	49 71					77	A	Denver	54 83	120	H	Tul sa	68 52
								95	N	FGCU	71 90	152	A	Vi rgi ni a	54 57
												167	H	George Mason	86 71
												269	H	UMBC	64 42
												273	A	Hawai i	69 57

LAST 12 Di vi si on I GAMES:															
167	H	George Mason	86 71	152	A	Vi rgi ni a	54 57	269	H	UMBC	64 42	95	N	FGCU	71 90
120	H	Tul sa	68 52	21	N	Stanford	49 71	273	A	Hawai i	69 57	77	A	Denver	54 83

Non-Di v I Games:

American

Average RPI Win:	296	WON-LOST	WINNING	LAST 10	STRENGTH OF	OPP. STRENGTH	TEAM	ADJ.	CONF.	ADJ CONF.
Average RPI Loss:	152	RECORD	PCT. RANK	GAMES	SCHEDULE	OF SCHEDULE	RPI	RPI	RPI	RPI
DIV. I ONLY	5- 4	149	0- 1	289	253	216	216	19	19	
DIV. I NON-CONF.	5- 4	149	0- 1	289	253	216	216	19	19	

TOTALS	RPI 1-25	RPI 26-50	W-L RECORDS	RPI 51-100	RPI 101-150	RPI 150+				
5- 4	0- 0	0- 0	OVERALL	0- 2	0- 0	5- 2				
4- 0	0- 0	0- 0	HOME	0- 0	0- 0	4- 0				
1- 4	0- 0	0- 0	AWAY	0- 2	0- 0	1- 2				
0- 0	0- 0	0- 0	NEUTRAL	0- 0	0- 0	0- 0				
5- 4	0- 0	0- 0	NON-CONFERENCE	0- 2	0- 0	5- 2				
4- 0	0- 0	0- 0	HOME	0- 0	0- 0	4- 0				
1- 4	0- 0	0- 0	AWAY	0- 2	0- 0	1- 2				
0- 0	0- 0	0- 0	NEUTRAL	0- 0	0- 0	0- 0				
0- 0	0- 0	0- 0	CONFERENCE	0- 0	0- 0	0- 0				
0- 0	0- 0	0- 0	HOME	0- 0	0- 0	0- 0				
0- 0	0- 0	0- 0	AWAY	0- 0	0- 0	0- 0				
0- 0	0- 0	0- 0	NEUTRAL	0- 0	0- 0	0- 0				

RPI 1-25				RPI 26-50				RPI 51-100				RPI 101+				Team's RPI: 216	
RPI	S	Opponent	Score	RPI	S	Opponent	Score	RPI	S	Opponent	Score	RPI	S	Opponent	Score		
								66	A	Georgi a Tech	53	71	165	A	UAB	61	80
								87	A	South Carol i na	50	80	219	H	El on	65	62
													289	A	ETSU	64	95
													304	H	Col . of Charl eston	80	66
													306	A	Davi dson	81	78
													312	H	Marshall I	74	52
													337	H	UNC Greensboro	68	65
LAST 12 Division I GAMES:																	
				87	A	South Carolina	50	80	219	H	El on	65	62				
				304	H	Col . of Charleston	80	66	306	A	Davi dson	81	78				
				289	A	ETSU	64	95	337	H	UNC Greensboro	68	65				
				312	H	Marshall I	74	52	66	A	Georgi a Tech	53	71				
									165	A	UAB	61	80				

Non-Div I Games:

Appalachian St.

Average RPI Win:	182	WON-LOST	WINNING	LAST 10	STRENGTH OF	OPP. STRENGTH	TEAM	ADJ.	CONF.	ADJ CONF.
Average RPI Loss:	67	RECORD	PCT. RANK	GAMES	SCHEDULE	OF SCHEDULE	RPI	RPI	RPI	RPI

DIV. I ONLY	8- 1	22	1- 0	265	37	79	79	2	2
DIV. I NON-CONF.	8- 1	22	1- 0	265	37	79	79	2	2
TOTALS	RPI 1-25	RPI 26-50	W-L RECORDS	RPI 51-100	RPI 101-150	RPI 150+			
8- 1	0- 0	0- 0	OVERALL	3- 1	0- 0	5- 0			
4- 1	0- 0	0- 0	HOME	2- 1	0- 0	2- 0			
2- 0	0- 0	0- 0	AWAY	0- 0	0- 0	2- 0			
2- 0	0- 0	0- 0	NEUTRAL	1- 0	0- 0	1- 0			
8- 1	0- 0	0- 0	NON-CONFERENCE	3- 1	0- 0	5- 0			
4- 1	0- 0	0- 0	HOME	2- 1	0- 0	2- 0			
2- 0	0- 0	0- 0	AWAY	0- 0	0- 0	2- 0			
2- 0	0- 0	0- 0	NEUTRAL	1- 0	0- 0	1- 0			
0- 0	0- 0	0- 0	CONFERENCE	0- 0	0- 0	0- 0			
0- 0	0- 0	0- 0	HOME	0- 0	0- 0	0- 0			
0- 0	0- 0	0- 0	AWAY	0- 0	0- 0	0- 0			
0- 0	0- 0	0- 0	NEUTRAL	0- 0	0- 0	0- 0			

RPI 1-25	RPI 26-50	RPI 51-100	Team's RPI: 79	RPI 101+
RPI S Opponent Score	RPI S Opponent Score	RPI S Opponent Score		RPI S Opponent Score
		56 H Montana 100 51		155 A San Diego St. 69 60
		60 N Portland 92 70		250 N Seattle U 84 54
		67 H Loyola Marymount 64 66		278 A Long Beach St. 70 43
		69 H Idaho St. 71 46		288 H Incarnate Word 84 42
				296 H South Carolina St. 73 32
LAST 12 Division I GAMES:				
	56 H Montana 100 51		278 A Long Beach St. 70 43	
	155 A San Diego St. 69 60		67 H Loyola Marymount 64 66	
	288 H Incarnate Word 84 42		69 H Idaho St. 71 46	
	296 H South Carolina St. 73 32			
	60 N Portland 92 70			
	250 N Seattle U 84 54			

Non-Div I Games:

Ari zona

Average RPI Win:	135	WON-LOST	WINNING	LAST 10	STRENGTH OF	OPP. STRENGTH	TEAM	ADJ.	CONF.	ADJ CONF.
Average RPI Loss:	9	RECORD	PCT. RANK	GAMES	SCHEDULE	OF SCHEDULE	RPI	RPI	RPI	RPI

DIV. I ONLY	7- 2	51	1- 0	88	13	34	34	2	2
DIV. I NON-CONF.	7- 2	51	1- 0	88	13	34	34	2	2
TOTALS	RPI 1-25	RPI 26-50	W-L RECORDS	RPI 51-100	RPI 101-150	RPI 150+			
7- 2	0- 2	0- 0	OVERALL	2- 0	3- 0	2- 0			
4- 1	0- 1	0- 0	HOME	1- 0	2- 0	1- 0			
2- 0	0- 0	0- 0	AWAY	1- 0	1- 0	0- 0			
1- 1	0- 1	0- 0	NEUTRAL	0- 0	0- 0	1- 0			
7- 2	0- 2	0- 0	NON-CONFERENCE	2- 0	3- 0	2- 0			
4- 1	0- 1	0- 0	HOME	1- 0	2- 0	1- 0			
2- 0	0- 0	0- 0	AWAY	1- 0	1- 0	0- 0			
1- 1	0- 1	0- 0	NEUTRAL	0- 0	0- 0	1- 0			
0- 0	0- 0	0- 0	CONFERENCE	0- 0	0- 0	0- 0			
0- 0	0- 0	0- 0	HOME	0- 0	0- 0	0- 0			
0- 0	0- 0	0- 0	AWAY	0- 0	0- 0	0- 0			
0- 0	0- 0	0- 0	NEUTRAL	0- 0	0- 0	0- 0			

RPI S Opponent Score	RPI S Opponent Score	Team's RPI: 34	RPI S Opponent Score	RPI S Opponent Score
5 N Louisville 56 58	55 A Arkansas 88 85		114 H Louisiana Tech 80 44	
13 H Baylor 59 65	75 H Southern U. 69 47		120 H Tulsa 70 52	
			134 A Colorado St. 70 39	
			157 N Southern Ill. 82 38	
			288 H Incarnate Word 81 43	
LAST 12 Division I GAMES:				
157 N Southern Ill. 82 38	120 H Tulsa 70 52			
5 N Louisville 56 58	134 A Colorado St. 70 39			
55 A Arkansas 88 85	75 H Southern U. 69 47			
13 H Baylor 59 65	114 H Louisiana Tech 80 44			
288 H Incarnate Word 81 43				

Non-Div I Games:

Ari zona St.

Average RPI Win:	0	WON-LOST	WINNING	LAST 10	STRENGTH OF	OPP. STRENGTH	TEAM	ADJ.	CONF.	ADJ CONF.
Average RPI Loss:	102	RECORD	PCT. RANK	GAMES	SCHEDULE	OF SCHEDULE	RPI	RPI	RPI	RPI
DIV. I ONLY	0- 3	327	0- 0	3	278	154	154	27	27	
DIV. I NON-CONF.	0- 3	327	0- 0	3	278	154	154	27	27	

TOTALS	RPI 1-25	RPI 26-50	W-L RECORDS	RPI 51-100	RPI 101-150	RPI 150+				
0- 3	0- 1	0- 0	OVERALL	0- 1	0- 0	0- 1				
0- 0	0- 0	0- 0	HOME	0- 0	0- 0	0- 0				
0- 3	0- 1	0- 0	AWAY	0- 1	0- 0	0- 1				
0- 0	0- 0	0- 0	NEUTRAL	0- 0	0- 0	0- 0				
0- 3	0- 1	0- 0	NON-CONFERENCE	0- 1	0- 0	0- 1				
0- 0	0- 0	0- 0	HOME	0- 0	0- 0	0- 0				
0- 3	0- 1	0- 0	AWAY	0- 1	0- 0	0- 1				
0- 0	0- 0	0- 0	NEUTRAL	0- 0	0- 0	0- 0				
0- 0	0- 0	0- 0	CONFERENCE	0- 0	0- 0	0- 0				
0- 0	0- 0	0- 0	HOME	0- 0	0- 0	0- 0				
0- 0	0- 0	0- 0	AWAY	0- 0	0- 0	0- 0				
0- 0	0- 0	0- 0	NEUTRAL	0- 0	0- 0	0- 0				

RPI 1-25				RPI 26-50				RPI 51-100				RPI 101+ Team's RPI: 154			
RPI	S	Opponent	Score	RPI	S	Opponent	Score	RPI	S	Opponent	Score	RPI	S	Opponent	Score
19	A	Minnesota	42 84					54	A	Oregon St.	33 89	233	A	Wichita St.	39 76
LAST 12 Division I GAMES:															
19	A	Minnesota	42 84	54	A	Oregon St.	33 89	233	A	Wichita St.	39 76				

Non-Div I Games: Paul Quinn 68 52 Tougaloo 68 60

Ark. -Pine Bluff

Average RPI Win:	191	WON-LOST	WINNING	LAST 10	STRENGTH OF	OPP. STRENGTH	TEAM	ADJ.	CONF.	ADJ CONF.
Average RPI Loss:	58	RECORD	PCT. RANK	GAMES	SCHEDULE	OF SCHEDULE	RPI	RPI	RPI	RPI
DIV. I ONLY	7- 3	91	1- 0	84	111	55	55	5	5	
DIV. I NON-CONF.	7- 3	91	1- 0	84	111	55	55	5	5	

TOTALS	RPI 1-25	RPI 26-50	W-L RECORDS	RPI 51-100	RPI 101-150	RPI 150+				
7- 3	0- 1	0- 1	OVERALL	1- 0	2- 1	4- 0				
3- 1	0- 0	0- 1	HOME	1- 0	0- 0	2- 0				
2- 1	0- 1	0- 0	AWAY	0- 0	1- 0	1- 0				
2- 1	0- 0	0- 0	NEUTRAL	0- 0	1- 1	1- 0				
7- 3	0- 1	0- 1	NON-CONFERENCE	1- 0	2- 1	4- 0				
3- 1	0- 0	0- 1	HOME	1- 0	0- 0	2- 0				
2- 1	0- 1	0- 0	AWAY	0- 0	1- 0	1- 0				
2- 1	0- 0	0- 0	NEUTRAL	0- 0	1- 1	1- 0				
0- 0	0- 0	0- 0	CONFERENCE	0- 0	0- 0	0- 0				
0- 0	0- 0	0- 0	HOME	0- 0	0- 0	0- 0				
0- 0	0- 0	0- 0	AWAY	0- 0	0- 0	0- 0				
0- 0	0- 0	0- 0	NEUTRAL	0- 0	0- 0	0- 0				

RPI 1-25				RPI 26-50				RPI 51-100				Team's RPI: 55				RPI 101+			
RPI	S	Opponent	Score	RPI	S	Opponent	Score	RPI	S	Opponent	Score	RPI	S	Opponent	Score	RPI	S	Opponent	Score
8	A	Iowa St.	82 91	34	H	Arizona St.	85 88	80	H	Tennessee Tech	65 42	121	A	Abilene Christian	80 68				
												129	N	Wisconsin	69 68				
												133	N	Pittsburgh	54 61				
												182	H	Oral Roberts	74 61				
												199	A	UT Arlington	66 65				
												293	N	Tennessee St.	79 55				
												330	H	Northwestern St.	98 53				
LAST 12 Division I GAMES:																			
129	N	Wisconsin	69 68	121	A	Abilene Christian	80 68												
133	N	Pittsburgh	54 61	80	H	Tennessee Tech	65 42												
293	N	Tennessee St.	79 55	8	A	Iowa St.	82 91												
34	H	Arizona St.	85 88	182	H	Oral Roberts	74 61												
199	A	UT Arlington	66 65																
330	H	Northwestern St.	98 53																

Non-Div I Games:

Arkansas

Average RPI	Win: 257	WON-LOST	WINNING	LAST 10	STRENGTH OF	OPP. STRENGTH	TEAM	ADJ.	CONF.	ADJ CONF.
Average RPI	Loss: 94	RECORD	PCT. RANK	GAMES	SCHEDULE	OF SCHEDULE	RPI	RPI	RPI	RPI
DIV. I ONLY	4- 4	161	1- 0	135	222	164	164	19	19	
DIV. I NON-CONF.	4- 4	161	1- 0	135	222	164	164	19	19	

TOTALS	RPI 1-25	RPI 26-50	W-L RECORDS	RPI 51-100	RPI 101-150	RPI 150+				
4- 4	0- 0	0- 0	OVERALL	0- 2	1- 2	3- 0				
3- 1	0- 0	0- 0	HOME	0- 0	1- 1	2- 0				
1- 3	0- 0	0- 0	AWAY	0- 2	0- 1	1- 0				
0- 0	0- 0	0- 0	NEUTRAL	0- 0	0- 0	0- 0				
4- 4	0- 0	0- 0	NON-CONFERENCE	0- 2	1- 2	3- 0				
3- 1	0- 0	0- 0	HOME	0- 0	1- 1	2- 0				
1- 3	0- 0	0- 0	AWAY	0- 2	0- 1	1- 0				
0- 0	0- 0	0- 0	NEUTRAL	0- 0	0- 0	0- 0				
0- 0	0- 0	0- 0	CONFERENCE	0- 0	0- 0	0- 0				
0- 0	0- 0	0- 0	HOME	0- 0	0- 0	0- 0				
0- 0	0- 0	0- 0	AWAY	0- 0	0- 0	0- 0				
0- 0	0- 0	0- 0	NEUTRAL	0- 0	0- 0	0- 0				

RPI 1-25				RPI 26-50				RPI 51-100				RPI 101+				Team's RPI: 164
RPI	S	Opponent	Score	RPI	S	Opponent	Score	RPI	S	Opponent	Score	RPI	S	Opponent	Score	
								62	A	UT Martin	91 97	105	A	Texas A&M	56 97	
								96	A	Oklahoma St.	60 62	114	H	Louisiana Tech	70 80	
												120	H	Tulsa	73 60	
												276	H	Memphis	77 66	
												310	H	Murray St.	74 63	
												322	A	UTEP	67 66	

LAST 12 Division I GAMES:																
				276	H	Memphis	77 66	120	H	Tulsa	73 60					
				96	A	Oklahoma St.	60 62	322	A	UTEP	67 66					
								310	H	Murray St.	74 63					
								105	A	Texas A&M	56 97					
								114	H	Louisiana Tech	70 80					
								62	A	UT Martin	91 97					

Non-Div I Games:

Arkansas St.

Average RPI Win:	312	WON-LOST	WINNING	LAST 10	STRENGTH OF	OPP. STRENGTH	TEAM	ADJ.	CONF.	ADJ CONF.
Average RPI Loss:	165	RECORD	PCT. RANK	GAMES	SCHEDULE	OF SCHEDULE	RPI	RPI	RPI	RPI
DIV. I ONLY	4- 6	206	0- 1	312	267	300	300	21	21	
DIV. I NON-CONF.	4- 6	206	0- 1	312	267	300	300	21	21	

TOTALS	RPI 1-25	RPI 26-50	W-L RECORDS	RPI 51-100	RPI 101-150	RPI 150+				
4- 6	0- 0	0- 1	OVERALL	0- 1	0- 1	4- 3				
2- 3	0- 0	0- 0	HOME	0- 1	0- 1	2- 1				
2- 3	0- 0	0- 1	AWAY	0- 0	0- 0	2- 2				
0- 0	0- 0	0- 0	NEUTRAL	0- 0	0- 0	0- 0				
4- 6	0- 0	0- 1	NON-CONFERENCE	0- 1	0- 1	4- 3				
2- 3	0- 0	0- 0	HOME	0- 1	0- 1	2- 1				
2- 3	0- 0	0- 1	AWAY	0- 0	0- 0	2- 2				
0- 0	0- 0	0- 0	NEUTRAL	0- 0	0- 0	0- 0				
0- 0	0- 0	0- 0	CONFERENCE	0- 0	0- 0	0- 0				
0- 0	0- 0	0- 0	HOME	0- 0	0- 0	0- 0				
0- 0	0- 0	0- 0	AWAY	0- 0	0- 0	0- 0				
0- 0	0- 0	0- 0	NEUTRAL	0- 0	0- 0	0- 0				

RPI S Opponent	RPI S Opponent	RPI S Opponent	RPI S Opponent	Team's RPI: 300
RPI 1-25	RPI 26-50	RPI 51-100	RPI 101+	
Score	Score	Score	Score	
46 A TCU	38 63	65 H St. John's (NY)	49 60	130 H Yale 51 62
				163 H Air Force 60 71
				223 H St. Francis Brooklyn 69 57
				283 A Columbia 49 70
				302 A Binghamton 47 60
				336 A Wagner 61 46
				340 H Fairleigh Dickinson 62 40
				350 A LIU Brooklyn 57 42
LAST 12 Division I GAMES:				
130 H Yale	51 62	223 H St. Francis Brooklyn	69 57	
336 A Wagner	61 46	302 A Binghamton	47 60	
340 H Fairleigh Dickinson	62 40	163 H Air Force	60 71	
46 A TCU	38 63	65 H St. John's (NY)	49 60	
		283 A Columbia	49 70	
		350 A LIU Brooklyn	57 42	

Non-Div I Games:

Army West Point

Average RPI	Win: 217	WON-LOST RECORD	WINNING PCT. RANK	LAST 10 GAMES	STRENGTH OF SCHEDULE	OPP. STRENGTH OF SCHEDULE	TEAM RPI	ADJ. RPI	CONF. RPI	ADJ CONF. RPI
Average RPI	Loss: 8									
DIV. I ONLY		6- 1	39	1- 0	193	107	40	40	5	5
DIV. I NON-CONF.		6- 1	39	1- 0	193	107	40	40	5	5

TOTALS	RPI 1-25		RPI 26-50	W-L RECORDS	RPI 51-100		RPI 101-150		RPI 150+	
6- 1	0- 1		1- 0	OVERALL	0- 0		0- 0		5- 0	
4- 0	0- 0		0- 0	HOME	0- 0		0- 0		4- 0	
2- 1	0- 1		1- 0	AWAY	0- 0		0- 0		1- 0	
0- 0	0- 0		0- 0	NEUTRAL	0- 0		0- 0		0- 0	
6- 1	0- 1		1- 0	NON-CONFERENCE	0- 0		0- 0		5- 0	
4- 0	0- 0		0- 0	HOME	0- 0		0- 0		4- 0	
2- 1	0- 1		1- 0	AWAY	0- 0		0- 0		1- 0	
0- 0	0- 0		0- 0	NEUTRAL	0- 0		0- 0		0- 0	
0- 0	0- 0		0- 0	CONFERENCE	0- 0		0- 0		0- 0	
0- 0	0- 0		0- 0	HOME	0- 0		0- 0		0- 0	
0- 0	0- 0		0- 0	AWAY	0- 0		0- 0		0- 0	
0- 0	0- 0		0- 0	NEUTRAL	0- 0		0- 0		0- 0	

RPI 1-25				RPI 26-50				Team's RPI: 40				RPI 51-100				RPI 101+			
RPI	S	Opponent	Score	RPI	S	Opponent	Score					RPI	S	Opponent	Score	RPI	S	Opponent	Score
8	A	Iowa St.	64 67	39	A	New Mexico	79 76									179	H	Oklahoma	95 79
																188	H	Nicholls St.	80 59
																255	H	Grambling	97 48
																307	A	Saint Joseph's	81 70
																335	H	Louisiana	71 59

												LAST 12 Division I GAMES:							
												39	A	New Mexico	79 76	255	H	Grambling	97 48
												8	A	Iowa St.	64 67				
												307	A	Saint Joseph's	81 70				
												179	H	Oklahoma	95 79				
												335	H	Louisiana	71 59				
												188	H	Nicholls St.	80 59				

Non-Div I Games: Xavier (LA) 77 58

Auburn

Average RPI Win:	311	WON-LOST	WINNING	LAST 10	STRENGTH OF	OPP. STRENGTH	TEAM	ADJ.	CONF.	ADJ CONF.
Average RPI Loss:	215	RECORD	PCT. RANK	GAMES	SCHEDULE	OF SCHEDULE	RPI	RPI	RPI	RPI
DIV. I ONLY	3- 5	217	0- 0	350	184	344	344	20	20	
DIV. I NON-CONF.	3- 5	217	0- 0	350	184	344	344	20	20	

TOTALS	RPI 1-25	RPI 26-50	W-L RECORDS	RPI 51-100	RPI 101-150	RPI 150+				
3- 5	0- 0	0- 0	OVERALL	0- 0	0- 0	3- 5				
3- 1	0- 0	0- 0	HOME	0- 0	0- 0	3- 1				
0- 4	0- 0	0- 0	AWAY	0- 0	0- 0	0- 4				
0- 0	0- 0	0- 0	NEUTRAL	0- 0	0- 0	0- 0				
3- 5	0- 0	0- 0	NON-CONFERENCE	0- 0	0- 0	3- 5				
3- 1	0- 0	0- 0	HOME	0- 0	0- 0	3- 1				
0- 4	0- 0	0- 0	AWAY	0- 0	0- 0	0- 4				
0- 0	0- 0	0- 0	NEUTRAL	0- 0	0- 0	0- 0				
0- 0	0- 0	0- 0	CONFERENCE	0- 0	0- 0	0- 0				
0- 0	0- 0	0- 0	HOME	0- 0	0- 0	0- 0				
0- 0	0- 0	0- 0	AWAY	0- 0	0- 0	0- 0				
0- 0	0- 0	0- 0	NEUTRAL	0- 0	0- 0	0- 0				

RPI 1-25				RPI 26-50				RPI 51-100				RPI 101+				Team's RPI: 344
RPI	S	Opponent	Score	RPI	S	Opponent	Score	RPI	S	Opponent	Score	RPI	S	Opponent	Score	
												153	A	Vanderbi l t	70	99
												184	A	Ci nci nnati	48	69
												235	H	Mi ssi ssi ppi Val .	89	95
												249	A	Western Ill.	72	77
												254	A	Illinoi s St.	49	61
												275	H	Al abama A&M	75	58
												319	H	Li pscomb	70	58
												338	H	Northern Ky.	52	48
LAST 12 Division I GAMES:																
235	H	Mi ssi ssi ppi Val .	89	95	275	H	Al abama A&M	75	58							
153	A	Vanderbi l t	70	99	254	A	Illinoi s St.	49	61							
184	A	Ci nci nnati	48	69	249	A	Western Ill.	72	77							
					319	H	Li pscomb	70	58							
					338	H	Northern Ky.	52	48							

Non-Div I Games: Christian Bros. 100 62 Trevecca Nazarene 90 78

Austin Peay

BYU

Average RPI Win: 193

Average RPI Loss: 109

WON-LOST RECORD

WINNING PCT. RANK

LAST 10 GAMES

STRENGTH OF SCHEDULE

OPP. STRENGTH OF SCHEDULE

TEAM RPI

ADJ. RPI

CONF. RPI

ADJ CONF. RPI

DIV. I ONLY

6- 3

99

0- 1

169

66

88

88

7

7

DIV. I NON-CONF.

6- 3

99

0- 1

169

66

88

88

7

7

TOTALS

RPI 1-25

RPI 26-50

W-L RECORDS

RPI 51-100

RPI 101-150

RPI 150+

6- 3

0- 1

1- 0

OVERALL

1- 1

0- 0

4- 1

2- 1

0- 1

0- 0

HOME

0- 0

0- 0

2- 0

2- 2

0- 0

0- 0

AWAY

1- 1

0- 0

1- 1

2- 0

0- 0

1- 0

NEUTRAL

0- 0

0- 0

1- 0

6- 3

0- 1

1- 0

NON-CONFERENCE

1- 1

0- 0

4- 1

2- 1

0- 1

0- 0

HOME

0- 0

0- 0

2- 0

2- 2

0- 0

0- 0

AWAY

1- 1

0- 0

1- 1

2- 0

0- 0

1- 0

NEUTRAL

0- 0

0- 0

1- 0

0- 0

0- 0

0- 0

CONFERENCE

0- 0

0- 0

0- 0

0- 0

0- 0

0- 0

HOME

0- 0

0- 0

0- 0

0- 0

0- 0

0- 0

AWAY

0- 0

0- 0

0- 0

0- 0

0- 0

0- 0

NEUTRAL

0- 0

0- 0

0- 0

RPI 1-25

RPI 26-50

RPI 51-100

Team's RPI: 88

RPI 101+

RPI S Opponent Score

2 H Cal i forni a 52 70

RPI S Opponent Score

46 N TCU 61 58

RPI S Opponent Score

92 A Utah St. 62 57

98 A Utah 67 78

RPI S Opponent Score

178 H UC Ri versi de 72 70

227 A Southern Utah 64 67

272 A Utah Valley 77 51

279 H Eastern Wash. 80 65

291 N Cal i forni a Bapti st 76 69

LAST 12 Di v i s i o n I GAMES:

98 A Utah 67 78

272 A Utah Valley 77 51

227 A Southern Utah 64 67

291 N Cal i forni a Bapti st 76 69

46 N TCU 61 58

92 A Utah St. 62 57

279 H Eastern Wash. 80 65

2 H Cal i forni a 52 70

178 H UC Ri versi de 72 70

Non-Di v I Games:

BYU

Loss, Non-Conf, S Site, H Home A Away N Neutral

Page 20

Non-Di v I Games:

BYU

Average RPI Win:	231	WON-LOST	WINNING	LAST 10	STRENGTH OF	OPP. STRENGTH	TEAM	ADJ.	CONF.	ADJ CONF.
Average RPI Loss:	113	RECORD	PCT. RANK	GAMES	SCHEDULE	OF SCHEDULE	RPI	RPI	RPI	RPI

DIV. I ONLY	2- 7	275	0- 1	227	49	295	295	10	10
DIV. I NON-CONF.	2- 7	275	0- 1	227	49	295	295	10	10
TOTALS	RPI 1-25	RPI 26-50	W-L RECORDS	RPI 51-100	RPI 101-150	RPI 150+			
2- 7	0- 0	0- 1	OVERALL	0- 3	0- 0	2- 3			
2- 2	0- 0	0- 0	HOME	0- 1	0- 0	2- 1			
0- 2	0- 0	0- 0	AWAY	0- 1	0- 0	0- 1			
0- 3	0- 0	0- 1	NEUTRAL	0- 1	0- 0	0- 1			
2- 7	0- 0	0- 1	NON-CONFERENCE	0- 3	0- 0	2- 3			
2- 2	0- 0	0- 0	HOME	0- 1	0- 0	2- 1			
0- 2	0- 0	0- 0	AWAY	0- 1	0- 0	0- 1			
0- 3	0- 0	0- 1	NEUTRAL	0- 1	0- 0	0- 1			
0- 0	0- 0	0- 0	CONFERENCE	0- 0	0- 0	0- 0			
0- 0	0- 0	0- 0	HOME	0- 0	0- 0	0- 0			
0- 0	0- 0	0- 0	AWAY	0- 0	0- 0	0- 0			
0- 0	0- 0	0- 0	NEUTRAL	0- 0	0- 0	0- 0			

RPI 1-25	RPI 26-50	RPI 51-100	RPI 101+	Team's RPI: 295
RPI S Opponent Score	RPI S Opponent Score	RPI S Opponent Score	RPI S Opponent Score	
	43 N Duke 62 79	63 H Purdue 38 80	153 H Vanderbilt 43 60	
		64 A Butler 47 64	159 N Fordham 70 78	
		71 N Quinnipiac 66 69	184 H Cincinnati 75 63	
			237 A Missouri St. 54 74	
			277 H Cleveland St. 67 62	
LAST 12 Division I GAMES:				
	71 N Quinnipiac 66 69	237 A Missouri St. 54 74		
	43 N Duke 62 79	277 H Cleveland St. 67 62		
	153 H Vanderbilt 43 60	63 H Purdue 38 80		
	64 A Butler 47 64			
	184 H Cincinnati 75 63			
	159 N Fordham 70 78			

Non-Div I Games:

Bal I St.

Average RPI Win: 115 WON-LOST WINNING LAST 10 STRENGTH OF OPP. STRENGTH TEAM ADJ. CONF. ADJ CONF.
Average RPI Loss: 0 RECORD PCT. RANK GAMES SCHEDULE OF SCHEDULE RPI RPI RPI RPI

DIV. I ONLY	7- 0	1	1- 0	190	1	13	13	6	6
DIV. I NON-CONF.	7- 0	1	1- 0	190	1	13	13	6	6
TOTALS	RPI 1-25	RPI 26-50	W-L RECORDS	RPI 51-100	RPI 101-150	RPI 150+			
7- 0	1- 0	1- 0	OVERALL	2- 0	0- 0	3- 0			
3- 0	0- 0	0- 0	HOME	1- 0	0- 0	2- 0			
2- 0	0- 0	1- 0	AWAY	1- 0	0- 0	0- 0			
2- 0	1- 0	0- 0	NEUTRAL	0- 0	0- 0	1- 0			
7- 0	1- 0	1- 0	NON-CONFERENCE	2- 0	0- 0	3- 0			
3- 0	0- 0	0- 0	HOME	1- 0	0- 0	2- 0			
2- 0	0- 0	1- 0	AWAY	1- 0	0- 0	0- 0			
2- 0	1- 0	0- 0	NEUTRAL	0- 0	0- 0	1- 0			
0- 0	0- 0	0- 0	CONFERENCE	0- 0	0- 0	0- 0			
0- 0	0- 0	0- 0	HOME	0- 0	0- 0	0- 0			
0- 0	0- 0	0- 0	AWAY	0- 0	0- 0	0- 0			
0- 0	0- 0	0- 0	NEUTRAL	0- 0	0- 0	0- 0			

RPI 1-25				Team's RPI: 13			
RPI	S	Opponent	Score	RPI	S	Opponent	Score
7	N	South Dakota St.	72 66	34	A	Ari zona St.	65 59

Non-Div I Games:

Baylor

B
e
l
m
o
n
t

Belmont					Through Games Of Dec. 11, 2018										
Average RPI	Win:	191	WON-LOST	WINNING	LAST 10	STRENGTH OF	OPP. STRENGTH	TEAM	ADJ.	CONF.	ADJ CONF.				
Average RPI	Loss:	42	RECORD	PCT. RANK	GAMES	SCHEDULE	OF SCHEDULE	RPI	RPI	RPI	RPI				
DIV. I ONLY		5- 3		114	1- 0	59	147	50	50	20	20				
DIV. I NON-CONF.		5- 3		114	1- 0	59	147	50	50	20	20				

TOTALS		RPI 1-25		RPI 26-50		W-L RECORDS		RPI 51-100		RPI 101-150		RPI 150+			
5- 3		0- 1		0- 1		OVERALL		1- 1		2- 0		2- 0			
2- 1		0- 0		0- 0		HOME		0- 1		1- 0		1- 0			
3- 2		0- 1		0- 1		AWAY		1- 0		1- 0		1- 0			
0- 0		0- 0		0- 0		NEUTRAL		0- 0		0- 0		0- 0			
5- 3		0- 1		0- 1		NON-CONFERENCE		1- 1		2- 0		2- 0			
2- 1		0- 0		0- 0		HOME		0- 1		1- 0		1- 0			
3- 2		0- 1		0- 1		AWAY		1- 0		1- 0		1- 0			
0- 0		0- 0		0- 0		NEUTRAL		0- 0		0- 0		0- 0			
0- 0		0- 0		0- 0		CONFERENCE		0- 0		0- 0		0- 0			
0- 0		0- 0		0- 0		HOME		0- 0		0- 0		0- 0			
0- 0		0- 0		0- 0		AWAY		0- 0		0- 0		0- 0			
0- 0		0- 0		0- 0		NEUTRAL		0- 0		0- 0		0- 0			

RPI 1-25				RPI 26-50		Team's RPI: 50		RPI 51-100				RPI 101+			
RPI	S	Opponent	Score	RPI	S	Opponent	Score	RPI	S	Opponent	Score	RPI	S	Opponent	Score
4	A	NC State	62 77	48	A	Clemson	62 65	70	A	Middle Tenn.	45 38	106	A	Wright St.	79 63
								73	H	Toledo	69 78	120	H	Tulsa	78 53
												319	H	Lipscomb	83 43
												338	A	Northern Ky.	71 53

LAST 12 Division I GAMES:															
319	H	Lipscomb	83 43	73	H	Toledo	69 78								
48	A	Clemson	62 65	338	A	Northern Ky.	71 53								
				70	A	Middle Tenn.	45 38								
				106	A	Wright St.	79 63								
				120	H	Tulsa	78 53								
				4	A	NC State	62 77								

B
e
l
m
o
n
t

Non-Div I Games:

Belmont

Average RPI	Win:	288	WON-LOST	WINNING	LAST 10	STRENGTH OF	OPP. STRENGTH	TEAM	ADJ.	CONF.	ADJ CONF.
Average RPI	Loss:	184	RECORD	PCT. RANK	GAMES	SCHEDULE	OF SCHEDULE	RPI	RPI	RPI	RPI
DIV. I ONLY		3- 3		161	0- 0	324	206	248	248	32	32
DIV. I NON-CONF.		3- 3		161	0- 0	324	206	248	248	32	32
<hr/>											
TOTALS	RPI 1-25		RPI 26-50		W-L RECORDS	RPI 51-100		RPI 101-150		RPI 150+	
3- 3	0- 0		0- 0		OVERALL	0- 1		0- 0		3- 2	
2- 0	0- 0		0- 0		HOME	0- 0		0- 0		2- 0	
1- 3	0- 0		0- 0		AWAY	0- 1		0- 0		1- 2	
0- 0	0- 0		0- 0		NEUTRAL	0- 0		0- 0		0- 0	
3- 3	0- 0		0- 0		NON-CONFERENCE	0- 1		0- 0		3- 2	
2- 0	0- 0		0- 0		HOME	0- 0		0- 0		2- 0	
1- 3	0- 0		0- 0		AWAY	0- 1		0- 0		1- 2	
0- 0	0- 0		0- 0		NEUTRAL	0- 0		0- 0		0- 0	
0- 0	0- 0		0- 0		CONFERENCE	0- 0		0- 0		0- 0	
0- 0	0- 0		0- 0		HOME	0- 0		0- 0		0- 0	
0- 0	0- 0		0- 0		AWAY	0- 0		0- 0		0- 0	
0- 0	0- 0		0- 0		NEUTRAL	0- 0		0- 0		0- 0	

RPI 1-25				RPI 26-50				RPI 51-100				RPI 101+				Team's RPI: 248	
RPI	S	Opponent	Score	RPI	S	Opponent	Score	RPI	S	Opponent	Score	RPI	S	Opponent	Score		

Non-Div I Games: Flagler 74 59 Edward Waters 73 46

Bethune-Cookman

Average RPI Win: **296** WON-LOST RECORD WINNING PCT. RANK LAST 10 GAMES STRENGTH OF SCHEDULE OPP. STRENGTH OF SCHEDULE TEAM RPI ADJ. RPI CONF. RPI ADJ CONF. RPI

Average RPI Loss: **223**

DIV. I ONLY	3- 5	217	0- 1	230	339	302	302	24	24
DIV. I NON-CONF.	3- 5	217	0- 1	230	339	302	302	24	24

TOTALS	RPI 1-25	RPI 26-50	W-L RECORDS	RPI 51-100	RPI 101-150	RPI 150+			
3- 5	0- 0	0- 0	OVERALL	0- 1	0- 0	3- 4			
3- 2	0- 0	0- 0	HOME	0- 0	0- 0	3- 2			
0- 3	0- 0	0- 0	AWAY	0- 1	0- 0	0- 2			
0- 0	0- 0	0- 0	NEUTRAL	0- 0	0- 0	0- 0			
3- 5	0- 0	0- 0	NON-CONFERENCE	0- 1	0- 0	3- 4			
3- 2	0- 0	0- 0	HOME	0- 0	0- 0	3- 2			
0- 3	0- 0	0- 0	AWAY	0- 1	0- 0	0- 2			
0- 0	0- 0	0- 0	NEUTRAL	0- 0	0- 0	0- 0			
0- 0	0- 0	0- 0	CONFERENCE	0- 0	0- 0	0- 0			
0- 0	0- 0	0- 0	HOME	0- 0	0- 0	0- 0			
0- 0	0- 0	0- 0	AWAY	0- 0	0- 0	0- 0			
0- 0	0- 0	0- 0	NEUTRAL	0- 0	0- 0	0- 0			

RPI 1-25				RPI 26-50				RPI 51-100				RPI 101+ Team's RPI: 302					
RPI	S	Opponent	Score	RPI	S	Opponent	Score	RPI	S	Opponent	Score	RPI	S	Opponent	Score		
								82	A	Ohio	49	86	160	H	Lehigh	55	65
												243	H	Rider	57	62	
												247	H	Cornell	72	61	
												300	H	Army West Point	60	47	
												311	A	Niagara	72	79	
												321	A	Lafayette	50	59	
												340	H	Fairleigh Dickinson	73	54	
LAST 12 Division I GAMES:																	
				321	A	Lafayette	50	59	243	H	Rider	57	62				
				247	H	Cornell	72	61	311	A	Niagara	72	79				
									340	H	Fairleigh Dickinson	73	54				
									300	H	Army West Point	60	47				
									160	H	Lehigh	55	65				
									82	A	Ohio	49	86				

Non-Div I Games: Charleston (WV) 69 62 Caldwell 73 54

Binghamton

Average RPI Win: 178

Average RPI Loss: 95

WON-LOST
RECORDWINNING
PCT. RANKLAST 10
GAMESSTRENGTH OF
SCHEDULEOPP. STRENGTH
OF SCHEDULETEAM
RPIADJ.
RPICONF.
RPIADJ CONF.
RPIDIV. I ONLY
DIV. I NON-CONF.4- 2
4- 299
991- 0
1- 0164
16453
53117
117117
1179
99
9

TOTALS

RPI 1-25

RPI 26-50

W-L RECORDS

RPI 51-100

RPI 101-150

RPI 150+

4- 2

0- 1

0- 0

OVERALL

1- 0

1- 0

2- 1

2- 1

0- 1

0- 0

HOME

0- 0

1- 0

1- 0

0- 1

0- 0

0- 0

AWAY

0- 0

0- 0

0- 1

2- 0

0- 0

0- 0

NEUTRAL

1- 0

0- 0

1- 0

4- 2

0- 1

0- 0

NON-CONFERENCE

1- 0

1- 0

2- 1

2- 1

0- 1

0- 0

HOME

0- 0

1- 0

1- 0

0- 1

0- 0

0- 0

AWAY

0- 0

0- 0

0- 1

2- 0

0- 0

0- 0

NEUTRAL

1- 0

0- 0

1- 0

0- 0

0- 0

0- 0

CONFERENCE

0- 0

0- 0

0- 0

0- 0

0- 0

0- 0

HOME

0- 0

0- 0

0- 0

0- 0

0- 0

0- 0

AWAY

0- 0

0- 0

0- 0

0- 0

0- 0

0- 0

NEUTRAL

0- 0

0- 0

0- 0

RPI 1-25

RPI 26-50

RPI 51-100

RPI 101+

Team's RPI: 117

RPI	S	Opponent	Score
5	H	Louisville	55 74

RPI	S	Opponent	Score

RPI	S	Opponent	Score
100	N	UNI	61 60

RPI	S	Opponent	Score
131	H	CSUN	74 63
185	A	Washington St.	71 95
201	N	Idaho	91 85
279	H	Eastern Wash.	67 55

LAST 12 Division I GAMES:

279	H	Eastern Wash.	67	55
185	A	Washington St.	71	95
100	N	UNI	61	60
201	N	Idaho	91	85

5	H	Louisville	55	74
131	H	CSUN	74	63

Non-Div I Games: Southern Ore. 91 46 Northwest Chrst. 93 26

Boise St.

Average RPI	Win: 234	WON-LOST	WINNING	LAST 10	STRENGTH OF	OPP. STRENGTH	TEAM	ADJ.	CONF.	ADJ CONF.
Average RPI	Loss: 76	RECORD	PCT. RANK	GAMES	SCHEDULE	OF SCHEDULE	RPI	RPI	RPI	RPI
DIV. I ONLY	8- 2	46	1- 0	213	188	125	125	1	1	
DIV. I NON-CONF.	8- 2	46	1- 0	213	188	125	125	1	1	

TOTALS	RPI 1-25	RPI 26-50	W-L RECORDS	RPI 51-100	RPI 101-150	RPI 150+				
8- 2	0- 1	0- 0	OVERALL	0- 0	2- 1	6- 0				
4- 2	0- 1	0- 0	HOME	0- 0	0- 1	4- 0				
2- 0	0- 0	0- 0	AWAY	0- 0	2- 0	0- 0				
2- 0	0- 0	0- 0	NEUTRAL	0- 0	0- 0	2- 0				
8- 2	0- 1	0- 0	NON-CONFERENCE	0- 0	2- 1	6- 0				
4- 2	0- 1	0- 0	HOME	0- 0	0- 1	4- 0				
2- 0	0- 0	0- 0	AWAY	0- 0	2- 0	0- 0				
2- 0	0- 0	0- 0	NEUTRAL	0- 0	0- 0	2- 0				
0- 0	0- 0	0- 0	CONFERENCE	0- 0	0- 0	0- 0				
0- 0	0- 0	0- 0	HOME	0- 0	0- 0	0- 0				
0- 0	0- 0	0- 0	AWAY	0- 0	0- 0	0- 0				
0- 0	0- 0	0- 0	NEUTRAL	0- 0	0- 0	0- 0				

RPI 1-25				RPI 26-50				RPI 51-100				RPI 101+				Team's RPI: 125
RPI	S	Opponent	Score	RPI	S	Opponent	Score	RPI	S	Opponent	Score	RPI	S	Opponent	Score	
19	H	Minnesota	69 77									132	H	Providence	57 61	
												138	A	Houston	64 57	
												145	A	Rhode Island	88 64	
												204	H	Holy Cross	89 63	
												243	N	Rider	112 61	
												268	H	Bryant	83 46	
												280	H	Saint Peter's	89 57	
												283	H	Col umbi a	74 60	
												314	N	Loyol a Maryl and	73 47	

LAST 12 Division I GAMES:																
132	H	Providence	57 61	243	N	Ri der	112 61									
314	N	Loyol a Maryl and	73 47	19	H	Minnesota	69 77									
138	A	Houston	64 57	268	H	Bryant	83 46									
204	H	Holy Cross	89 63	283	H	Col umbi a	74 60									
280	H	Saint Peter's	89 57													
145	A	Rhode Island	88 64													

Non-Div I Games:

Boston College

Average RPI	Win:	240	WON-LOST	WINNING	LAST 10	STRENGTH OF	OPP. STRENGTH	TEAM	ADJ.	CONF.	ADJ CONF.
Average RPI	Loss:	125	RECORD	PCT. RANK	GAMES	SCHEDULE	OF SCHEDULE	RPI	RPI	RPI	RPI
DIV. I ONLY		4- 3		138	0- 1	162	227	156	156	21	21
DIV. I NON-CONF.		4- 3		138	0- 1	162	227	156	156	21	21
<hr/>											
TOTALS	RPI 1-25		RPI 26-50		W-L RECORDS	RPI 51-100		RPI 101-150		RPI 150+	
4- 3	0- 0		0- 1		OVERALL	0- 0		0- 1		4- 1	
4- 0	0- 0		0- 0		HOME	0- 0		0- 0		4- 0	
0- 3	0- 0		0- 1		AWAY	0- 0		0- 1		0- 1	
0- 0	0- 0		0- 0		NEUTRAL	0- 0		0- 0		0- 0	
4- 3	0- 0		0- 1		NON-CONFERENCE	0- 0		0- 1		4- 1	
4- 0	0- 0		0- 0		HOME	0- 0		0- 0		4- 0	
0- 3	0- 0		0- 1		AWAY	0- 0		0- 1		0- 1	
0- 0	0- 0		0- 0		NEUTRAL	0- 0		0- 0		0- 0	
0- 0	0- 0		0- 0		CONFERENCE	0- 0		0- 0		0- 0	
0- 0	0- 0		0- 0		HOME	0- 0		0- 0		0- 0	
0- 0	0- 0		0- 0		AWAY	0- 0		0- 0		0- 0	
0- 0	0- 0		0- 0		NEUTRAL	0- 0		0- 0		0- 0	

RPI 1-25				RPI 26-50				RPI 51-100				RPI 101+ Team's RPI: 156			
RPI	S	Opponent	Score	RPI	S	Opponent	Score	RPI	S	Opponent	Score	RPI	S	Opponent	Score
				26	A	Northeastern	51 81					118	A	Marist	57 68
												206	H	Delaware	72 61
												231	A	Dartmouth	44 64
												234	H	Brown	72 51
												252	H	New Hampshire	60 39
												268	H	Bryant	67 65
<hr/>															
LAST 12 Division I GAMES:															
				26	A	Northeastern	51 81	231	A	Dartmouth	44 64				
								206	H	Delaware	72 61				
								252	H	New Hampshire	60 39				
								268	H	Bryant	67 65				
								118	A	Marist	57 68				
								234	H	Brown	72 51				

Non-Div I Games:

Boston U.

Average RPI Win:

276

Average RPI Loss:

109

WON-LOST
RECORD

4- 4

WINNING
PCT. RANK

161

LAST 10
GAMES

1- 0

STRENGTH OF
SCHEDULE

102

OPP. STRENGTH
OF SCHEDULE

292

TEAM
RPI

146

ADJ.
RPI

146

CONF.
RPI

10

ADJ CONF.
RPI

10

DIV. I ONLY
DIV. I NON-CONF.4- 4
4- 4161
1611- 0
1- 0102
102292
292146
146146
14610
1010
10

TOTALS

RPI 1-25

RPI 26-50

W-L RECORDS

RPI 51-100

RPI 101-150

RPI 150+

4- 4

0- 0

0- 1

OVERALL

0- 1

0- 1

4- 1

3- 0

0- 0

0- 0

HOME

0- 0

0- 0

3- 0

1- 3

0- 0

0- 1

AWAY

0- 1

0- 0

1- 1

0- 1

0- 0

0- 0

NEUTRAL

0- 0

0- 1

0- 0

4- 4

0- 0

0- 1

NON-CONFERENCE

0- 1

0- 1

4- 1

3- 0

0- 0

0- 0

HOME

0- 0

0- 0

3- 0

1- 3

0- 0

0- 1

AWAY

0- 1

0- 0

1- 1

0- 1

0- 0

0- 0

NEUTRAL

0- 0

0- 1

0- 0

0- 0

0- 0

0- 0

CONFERENCE

0- 0

0- 0

0- 0

0- 0

0- 0

0- 0

HOME

0- 0

0- 0

0- 0

0- 0

0- 0

0- 0

AWAY

0- 0

0- 0

0- 0

0- 0

0- 0

0- 0

NEUTRAL

0- 0

0- 0

0- 0

RPI 1-25

RPI 26-50

RPI 51-100

RPI 101+

Team's RPI: 146

RPI S Opponent Score

RPI S Opponent Score

RPI S Opponent Score

RPI S Opponent Score

30 A Michigan St. 69 99

57 A Xavier 49 65

144 N Mercer 63 76

169 H Loyola Chi cago 88 74

205 A Coastal Caro. 80 81

292 H Robert Morris 61 60

312 H Marshall I 99 76

329 A Cani si us 74 53

LAST 12 Division I GAMES:

329 A Cani si us 74 53

292 H Robert Morris 61 60

57 A Xavier 49 65

312 H Marshall I 99 76

144 N Mercer 63 76

30 A Michigan St. 69 99

205 A Coastal Caro. 80 81

169 H Loyola Chi cago 88 74

Bowling Green

Average RPI Win:

226

Average RPI Loss:

0

WON-LOST
RECORD

6- 0

WINNING
PCT. RANK

1

LAST 10
GAMES

1- 0

STRENGTH OF
SCHEDULE

337

OPP. STRENGTH
OF SCHEDULE

48

TEAM
RPI

113

ADJ.
RPI

113

CONF.
RPI

14

ADJ CONF.
RPI

14

DIV. I ONLY
DIV. I NON-CONF.

6- 0

1

1- 0

337

48

113

113

14

14

TOTALS

RPI 1-25

RPI 26-50

W-L RECORDS

RPI 51-100

RPI 101-150

RPI 150+

6- 0

0- 0

0- 0

OVERALL

0- 0

0- 0

6- 0

4- 0

0- 0

0- 0

HOME

0- 0

0- 0

4- 0

1- 0

0- 0

0- 0

AWAY

0- 0

0- 0

1- 0

1- 0

0- 0

0- 0

NEUTRAL

0- 0

0- 0

1- 0

6- 0

0- 0

0- 0

NON-CONFERENCE

0- 0

0- 0

6- 0

4- 0

0- 0

0- 0

HOME

0- 0

0- 0

4- 0

1- 0

0- 0

0- 0

AWAY

0- 0

0- 0

1- 0

1- 0

0- 0

0- 0

NEUTRAL

0- 0

0- 0

1- 0

0- 0

0- 0

0- 0

CONFERENCE

0- 0

0- 0

0- 0

0- 0

0- 0

0- 0

HOME

0- 0

0- 0

0- 0

0- 0

0- 0

0- 0

AWAY

0- 0

0- 0

0- 0

0- 0

0- 0

0- 0

NEUTRAL

0- 0

0- 0

0- 0

RPI 1-25

RPI S Opponent

Score

RPI 26-50

RPI S Opponent

Score

RPI 51-100

RPI S Opponent

Score

RPI 101+

Team's RPI: 113

RPI S Opponent

Score

198	H	Southeast Mo. St.	85	79
206	N	Delaware	59	47
224	H	Oakland	73	64
230	H	Eastern Ill.	67	64
246	A	Fla. Atlantic	80	59
249	H	Western Ill.	82	68

LAST 12 Division I GAMES:

230	H	Eastern Ill.	67	64	246	A	Fla. Atlantic	80	59
206	N	Delaware	59	47	249	H	Western Ill.	82	68
198	H	Southeast Mo. St.	85	79	224	H	Oakland	73	64

Bradley

Bradley

Non-Div I Games:

Rockhurst

83 40

Bradley

Average RPI	Win:	250	WON-LOST	WINNING	LAST 10	STRENGTH OF	OPP. STRENGTH	TEAM	ADJ.	CONF.	ADJ CONF.
Average RPI	Loss:	148	RECORD	PCT. RANK	GAMES	SCHEDULE	OF SCHEDULE	RPI	RPI	RPI	RPI
DIV. I ONLY		5- 6		192	0- 1	252	187	234	234	17	17
DIV. I NON-CONF.		5- 6		192	0- 1	252	187	234	234	17	17

TOTALS	RPI 1-25		RPI 26-50		W-L RECORDS	RPI 51-100		RPI 101-150		RPI 150+	
5- 6	0- 0		0- 0		OVERALL	0- 2		0- 1		5- 3	
3- 2	0- 0		0- 0		HOME	0- 1		0- 0		3- 1	
1- 4	0- 0		0- 0		AWAY	0- 1		0- 1		1- 2	
1- 0	0- 0		0- 0		NEUTRAL	0- 0		0- 0		1- 0	
5- 6	0- 0		0- 0		NON-CONFERENCE	0- 2		0- 1		5- 3	
3- 2	0- 0		0- 0		HOME	0- 1		0- 0		3- 1	
1- 4	0- 0		0- 0		AWAY	0- 1		0- 1		1- 2	
1- 0	0- 0		0- 0		NEUTRAL	0- 0		0- 0		1- 0	
0- 0	0- 0		0- 0		CONFERENCE	0- 0		0- 0		0- 0	
0- 0	0- 0		0- 0		HOME	0- 0		0- 0		0- 0	
0- 0	0- 0		0- 0		AWAY	0- 0		0- 0		0- 0	
0- 0	0- 0		0- 0		NEUTRAL	0- 0		0- 0		0- 0	

RPI 1-25				RPI 26-50				RPI 51-100				RPI 101+ Team's RPI: 234					
RPI	S	Opponent	Score	RPI	S	Opponent	Score	RPI	S	Opponent	Score	RPI	S	Opponent	Score		
								53	A	Maine	96	102	145	A	Rhode Island	67	72
								61	H	Bucknell	78	91	156	A	Boston U.	51	72
													203	H	Massachusetts	61	90
													204	A	Holy Cross	89	85
													252	H	New Hampshire	76	70
													260	H	Fairfield	68	49
													267	H	Central Conn. St.	68	63
													268	A	Bryant	57	75
													268	N	Bryant	84	68

LAST 12 Division I GAMES:																	
145	A	Rhode Island	67	72	61	H	Bucknell	78	91	203	H	Massachusetts	61	90			
53	A	Maine	96	102	260	H	Fairfield	68	49	204	A	Holy Cross	89	85			
268	N	Bryant	84	68	252	H	New Hampshire	76	70								
268	A	Bryant	57	75	156	A	Boston U.	51	72								
267	H	Central Conn. St.	68	63													

Non-Div I Games: Johnson & Wales (RI) 78 46

Brown

Average RPI Win: 274
Average RPI Loss: 160

WON-LOST
RECORD

WINNING
PCT. RANK

LAST 10
GAMES

STRENGTH OF
SCHEDULE

OPP. STRENGTH
OF SCHEDULE

TEAM
RPI

ADJ.
RPI

CONF.
RPI

ADJ CONF.
RPI

DIV. I ONLY	2- 8	287	0- 1	171	221	268	268	31	31
DIV. I NON-CONF.	2- 8	287	0- 1	171	221	268	268	31	31
<hr/>									
TOTALS	RPI 1-25	RPI 26-50	W-L RECORDS	RPI 51-100	RPI 101-150	RPI 150+			
2- 8	0- 0	0- 0	OVERALL	0- 1	0- 3	2- 4			
1- 1	0- 0	0- 0	HOME	0- 1	0- 0	1- 0			
1- 5	0- 0	0- 0	AWAY	0- 0	0- 2	1- 3			
0- 2	0- 0	0- 0	NEUTRAL	0- 0	0- 1	0- 1			
2- 8	0- 0	0- 0	NON-CONFERENCE	0- 1	0- 3	2- 4			
1- 1	0- 0	0- 0	HOME	0- 1	0- 0	1- 0			
1- 5	0- 0	0- 0	AWAY	0- 0	0- 2	1- 3			
0- 2	0- 0	0- 0	NEUTRAL	0- 0	0- 1	0- 1			
0- 0	0- 0	0- 0	CONFERENCE	0- 0	0- 0	0- 0			
0- 0	0- 0	0- 0	HOME	0- 0	0- 0	0- 0			
0- 0	0- 0	0- 0	AWAY	0- 0	0- 0	0- 0			
0- 0	0- 0	0- 0	NEUTRAL	0- 0	0- 0	0- 0			

RPI 1-25				RPI 26-50				RPI 51-100				RPI 101+ Team's RPI: 268			
RPI	S	Opponent	Score	RPI	S	Opponent	Score	RPI	S	Opponent	Score	RPI	S	Opponent	Score
								53	H	Maine	57 74	119	A	Hartford	57 67
												125	A	Boston College	46 83
												132	N	Providence	64 72
												156	A	Boston U.	65 67
												209	A	West Virginia	48 94
												234	H	Brown	75 57
												234	N	Brown	68 84
												252	A	New Hampshire	74 79
												313	A	UMass Lowell	58 57
<hr/>															
LAST 12 Division I GAMES:															
132	N	Providence	64 72	252	A	New Hampshire	74 79								
119	A	Hartford	57 67	156	A	Boston U.	65 67								
125	A	Boston College	46 83	209	A	West Virginia	48 94								
234	N	Brown	68 84	53	H	Maine	57 74								
				234	H	Brown	75 57								
				313	A	UMass Lowell	58 57								

Non-Div I Games:

Bryant

Average RPI	Win:	210	WON-LOST	WINNING	LAST 10	STRENGTH OF	OPP. STRENGTH	TEAM	ADJ.	CONF.	ADJ CONF.
Average RPI	Loss:	81	RECORD	PCT. RANK	GAMES	SCHEDULE	OF SCHEDULE	RPI	RPI	RPI	RPI
DIV. I ONLY		7- 2		51	1- 0	216	92	61	61	21	21
DIV. I NON-CONF.		7- 2		51	1- 0	216	92	61	61	21	21

TOTALS	RPI 1-25		RPI 26-50		W-L RECORDS	RPI 51-100		RPI 101-150		RPI 150+	
7- 2	0- 1		0- 0		OVERALL	1- 0		0- 1		6- 0	
2- 0	0- 0		0- 0		HOME	1- 0		0- 0		1- 0	
3- 2	0- 1		0- 0		AWAY	0- 0		0- 1		3- 0	
2- 0	0- 0		0- 0		NEUTRAL	0- 0		0- 0		2- 0	
7- 2	0- 1		0- 0		NON-CONFERENCE	1- 0		0- 1		6- 0	
2- 0	0- 0		0- 0		HOME	1- 0		0- 0		1- 0	
3- 2	0- 1		0- 0		AWAY	0- 0		0- 1		3- 0	
2- 0	0- 0		0- 0		NEUTRAL	0- 0		0- 0		2- 0	
0- 0	0- 0		0- 0		CONFERENCE	0- 0		0- 0		0- 0	
0- 0	0- 0		0- 0		HOME	0- 0		0- 0		0- 0	
0- 0	0- 0		0- 0		AWAY	0- 0		0- 0		0- 0	
0- 0	0- 0		0- 0		NEUTRAL	0- 0		0- 0		0- 0	

RPI 1-25	RPI 26-50	RPI 51-100	Team's RPI: 61	RPI 101+
RPI S Opponent Score	RPI S Opponent Score	RPI S Opponent Score		RPI S Opponent Score
11 A Syracuse 56 70		71 H Quinnipiac 75 58		150 A Drexel 42 64
				203 N Massachusetts 77 58
				212 A Monmouth 70 32
				234 A Brown 91 78
				236 A St. Bonaventure 77 46
				253 H Iona 81 43
				260 N Fairfield 77 54
LAST 12 Division I GAMES:				
253 H Iona 81 43	150 A Drexel 42 64			
236 A St. Bonaventure 77 46	71 H Quinnipiac 75 58			
234 A Brown 91 78	212 A Monmouth 70 32			
260 N Fairfield 77 54				
203 N Massachusetts 77 58				
11 A Syracuse 56 70				

Non-Div I Games:

Bucknell

Average RPI Win:	236	WON-LOST	WINNING	LAST 10	STRENGTH OF	OPP. STRENGTH	TEAM	ADJ.	CONF.	ADJ CONF.
Average RPI Loss:	47	RECORD	PCT. RANK	GAMES	SCHEDULE	OF SCHEDULE	RPI	RPI	RPI	RPI
DIV. I ONLY	6- 2	68	0- 1	293	59	111	111	10	10	
DIV. I NON-CONF.	6- 2	68	0- 1	293	59	111	111	10	10	

TOTALS	RPI 1-25	RPI 26-50	W-L RECORDS	RPI 51-100	RPI 101-150	RPI 150+				
6- 2	1- 1	0- 0	OVERALL	0- 1	0- 0	5- 0				
1- 0	0- 0	0- 0	HOME	0- 0	0- 0	1- 0				
3- 2	0- 1	0- 0	AWAY	0- 1	0- 0	3- 0				
2- 0	1- 0	0- 0	NEUTRAL	0- 0	0- 0	1- 0				
6- 2	1- 1	0- 0	NON-CONFERENCE	0- 1	0- 0	5- 0				
1- 0	0- 0	0- 0	HOME	0- 0	0- 0	1- 0				
3- 2	0- 1	0- 0	AWAY	0- 1	0- 0	3- 0				
2- 0	1- 0	0- 0	NEUTRAL	0- 0	0- 0	1- 0				
0- 0	0- 0	0- 0	CONFERENCE	0- 0	0- 0	0- 0				
0- 0	0- 0	0- 0	HOME	0- 0	0- 0	0- 0				
0- 0	0- 0	0- 0	AWAY	0- 0	0- 0	0- 0				
0- 0	0- 0	0- 0	NEUTRAL	0- 0	0- 0	0- 0				

RPI 1-25				RPI 26-50				RPI 51-100				RPI 101+ Team's RPI: 111			
RPI	S	Opponent	Score	RPI	S	Opponent	Score	RPI	S	Opponent	Score	RPI	S	Opponent	Score
7	N	South Dakota St.	61 55					83	A	Dayton	59 72	168	N	Georgetown	73 64
10	A	Oregon	82 102									267	A	Central Conn. St.	82 69
												311	H	Niagara	88 61
												329	A	Canisius	84 66
												334	A	UMES	69 63
LAST 12 Division I GAMES:															
7	N	South Dakota St.	61 55	83	A	Dayton	59 72	168	N	Georgetown	73 64	329	A	Canisius	84 66
10	A	Oregon	82 102	267	A	Central Conn. St.	82 69								
311	H	Niagara	88 61												
334	A	UMES	69 63												

Non-Div I Games:

Buffalo

Average RPI Win: 267

Average RPI Loss: 15

WON-LOST
RECORDWINNING
PCT. RANKLAST 10
GAMESSTRENGTH OF
SCHEDULEOPP. STRENGTH
OF SCHEDULETEAM
RPIADJ.
RPICONF.
RPIADJ CONF.
RPIDIV. I ONLY
DIV. I NON-CONF.7- 1
7- 128
281- 0
1- 0202
202288
28864
6464
644
44
4

TOTALS

RPI 1-25

RPI 26-50

W-L RECORDS

RPI 51-100

RPI 101-150

RPI 150+

7- 1 0- 1
6- 0 0- 0
1- 1 0- 1
0- 0 0- 00- 0
0- 0
0- 0
0- 0OVERALL
HOME
AWAY
NEUTRAL0- 0
0- 0
0- 0
0- 00- 0
0- 0
0- 0
0- 07- 0
6- 0
1- 0
0- 07- 1 0- 1
6- 0 0- 0
1- 1 0- 1
0- 0 0- 00- 0
0- 0
0- 0
0- 0NON-CONFERENCE
HOME
AWAY
NEUTRAL0- 0
0- 0
0- 0
0- 00- 0
0- 0
0- 0
0- 07- 0
6- 0
1- 0
0- 00- 0 0- 0
0- 0 0- 0
0- 0 0- 0
0- 0 0- 00- 0
0- 0
0- 0
0- 0CONFERENCE
HOME
AWAY
NEUTRAL0- 0
0- 0
0- 0
0- 00- 0
0- 0
0- 0
0- 00- 0
0- 0
0- 0
0- 0

RPI 1-25

RPI 26-50

RPI 51-100 Team's RPI: 64

RPI 101+

RPI S Opponent Score
15 A Indiana 46 66

RPI S Opponent Score

RPI S Opponent Score

RPI S Opponent Score
220 A Akron 63 47
230 H Eastern Ill. 72 37
249 H Western Ill. 92 51
254 H Illinois St. 58 56
295 H Ball St. 64 47
310 H Murray St. 86 65
313 H UMass Lowell 89 36

LAST 12 Division I GAMES:

220 A Akron 63 47
230 H Eastern Ill. 72 37
15 A Indiana 46 66
295 H Ball St. 64 47
254 H Illinois St. 58 56
313 H UMass Lowell 89 36
249 H Western Ill. 92 51
310 H Murray St. 86 65B
u
t
l
e
rB
u
t
l
e
r

Non-Div I Games:

Butler

Average RPI Win:	204	WON-LOST	WINNING	LAST 10	STRENGTH OF	OPP. STRENGTH	TEAM	ADJ.	CONF.	ADJ CONF.
Average RPI Loss:	241	RECORD	PCT. RANK	GAMES	SCHEDULE	OF SCHEDULE	RPI	RPI	RPI	RPI

DIV. I ONLY	2- 5	255	0- 1	271	289	270	270	30	30
DIV. I NON-CONF.	2- 5	255	0- 1	271	289	270	270	30	30

TOTALS	RPI 1-25	RPI 26-50	W-L RECORDS	RPI 51-100	RPI 101-150	RPI 150+			
2- 5	0- 0	0- 0	OVERALL	0- 0	1- 0	1- 5			
1- 0	0- 0	0- 0	HOME	0- 0	1- 0	0- 0			
1- 5	0- 0	0- 0	AWAY	0- 0	0- 0	1- 5			
0- 0	0- 0	0- 0	NEUTRAL	0- 0	0- 0	0- 0			
2- 5	0- 0	0- 0	NON-CONFERENCE	0- 0	1- 0	1- 5			
1- 0	0- 0	0- 0	HOME	0- 0	1- 0	0- 0			
1- 5	0- 0	0- 0	AWAY	0- 0	0- 0	1- 5			
0- 0	0- 0	0- 0	NEUTRAL	0- 0	0- 0	0- 0			
0- 0	0- 0	0- 0	CONFERENCE	0- 0	0- 0	0- 0			
0- 0	0- 0	0- 0	HOME	0- 0	0- 0	0- 0			
0- 0	0- 0	0- 0	AWAY	0- 0	0- 0	0- 0			
0- 0	0- 0	0- 0	NEUTRAL	0- 0	0- 0	0- 0			

RPI 1-25				RPI 26-50				RPI 51-100				RPI 101+ Team's RPI: 270			
RPI	S	Opponent	Score	RPI	S	Opponent	Score	RPI	S	Opponent	Score	RPI	S	Opponent	Score
												106	H	Wright St.	76 74
												193	A	Cal St. Fullerton	56 64
												200	A	UC Irvine	78 85
												228	A	San Jose St.	72 82
												264	A	Omaha	46 53
												301	A	UC Santa Barbara	56 48
												322	A	UTEP	47 53

LAST 12 Division I GAMES:															
				264	A	Omaha	46 53	301	A	UC Santa Barbara	56 48				
				193	A	Cal St. Fullerton	56 64	106	H	Wright St.	76 74				
				200	A	UC Irvine	78 85								
				228	A	San Jose St.	72 82								
				322	A	UTEP	47 53								

Non-Div I Games: Whittier 74 46 Westcliff 91 37

Average RPI Win:	204	WON-LOST	WINNING	LAST 10	STRENGTH OF	OPP. STRENGTH	TEAM	ADJ.	CONF.	ADJ CONF.
Average RPI Loss:	92	RECORD	PCT. RANK	GAMES	SCHEDULE	OF SCHEDULE	RPI	RPI	RPI	RPI
DIV. I ONLY	5- 6	192	0- 1	89	110	131	131	23	23	
DIV. I NON-CONF.	5- 6	192	0- 1	89	110	131	131	23	23	

TOTALS	RPI 1-25	RPI 26-50	W-L RECORDS	RPI 51-100	RPI 101-150	RPI 150+				
5- 6	0- 2	0- 0	OVERALL	0- 1	1- 1	4- 2				
3- 2	0- 0	0- 0	HOME	0- 1	0- 0	3- 1				
2- 4	0- 2	0- 0	AWAY	0- 0	1- 1	1- 1				
0- 0	0- 0	0- 0	NEUTRAL	0- 0	0- 0	0- 0				
5- 6	0- 2	0- 0	NON-CONFERENCE	0- 1	1- 1	4- 2				
3- 2	0- 0	0- 0	HOME	0- 1	0- 0	3- 1				
2- 4	0- 2	0- 0	AWAY	0- 0	1- 1	1- 1				
0- 0	0- 0	0- 0	NEUTRAL	0- 0	0- 0	0- 0				
0- 0	0- 0	0- 0	CONFERENCE	0- 0	0- 0	0- 0				
0- 0	0- 0	0- 0	HOME	0- 0	0- 0	0- 0				
0- 0	0- 0	0- 0	AWAY	0- 0	0- 0	0- 0				
0- 0	0- 0	0- 0	NEUTRAL	0- 0	0- 0	0- 0				

RPI	S	Opponent	Score	RPI	S	Opponent	Score	RPI	S	Opponent	Score	RPI	S	Opponent	Score	Team's RPI: 131
2	A	Cal i forni a	42 67					67	H	Loyol a Marymount	53 72	117	A	Boise St.	63 74	
9	A	Drake	63 73									127	A	Santa Clara	53 38	
												155	H	San Diego St.	77 74	
												158	H	Harvard	55 75	
												185	H	Washi ngton St.	65 52	
												201	A	I daho	73 88	
												264	A	Omaha	64 52	
												291	H	Cal i forni a Baptist	73 67	

LAST 12 Divisi on I GAMES:																
127	A	Santa Clara	53 38	158	H	Harvard	55 75									
291	H	Cal i forni a Baptist	73 67	155	H	San Diego St.	77 74									
185	H	Washi ngton St.	65 52	67	H	Loyol a Marymount	53 72									
9	A	Drake	63 73	2	A	Cal i forni a	42 67									
264	A	Omaha	64 52	201	A	I daho	73 88									
117	A	Boise St.	63 74													

Non-Div I Games:

CSUN

C
a
l
P
o
l
y

Cal Poly				Through Games Of Dec. 11, 2018							
Average RPI	Win:	279	WON-LOST	WINNING	LAST 10	STRENGTH OF	OPP. STRENGTH	TEAM	ADJ.	CONF.	ADJ CONF.
Average RPI	Loss:	146	RECORD	PCT. RANK	GAMES	SCHEDULE	OF SCHEDULE	RPI	RPI	RPI	RPI
DIV. I ONLY		1- 7	307	0- 1	191	205	315	315	23	23	
DIV. I NON-CONF.		1- 7	307	0- 1	191	205	315	315	23	23	

TOTALS		RPI 1-25		RPI 26-50	W-L RECORDS		RPI 51-100	RPI 101-150		RPI 150+	
1- 7		0- 0		0- 1	OVERALL		0- 1	0- 3		1- 2	
1- 3		0- 0		0- 1	HOME		0- 0	0- 2		1- 0	
0- 3		0- 0		0- 0	AWAY		0- 1	0- 1		0- 1	
0- 1		0- 0		0- 0	NEUTRAL		0- 0	0- 0		0- 1	
1- 7		0- 0		0- 1	NON-CONFERENCE		0- 1	0- 3		1- 2	
1- 3		0- 0		0- 1	HOME		0- 0	0- 2		1- 0	
0- 3		0- 0		0- 0	AWAY		0- 1	0- 1		0- 1	
0- 1		0- 0		0- 0	NEUTRAL		0- 0	0- 0		0- 1	
0- 0		0- 0		0- 0	CONFERENCE		0- 0	0- 0		0- 0	
0- 0		0- 0		0- 0	HOME		0- 0	0- 0		0- 0	
0- 0		0- 0		0- 0	AWAY		0- 0	0- 0		0- 0	
0- 0		0- 0		0- 0	NEUTRAL		0- 0	0- 0		0- 0	

C
a
l
P
o
l
y

RPI 1-25				RPI 26-50				RPI 51-100				RPI 101+ Team's RPI: 315			
RPI	S	Opponent	Score	RPI	S	Opponent	Score	RPI	S	Opponent	Score	RPI	S	Opponent	Score
				44	H	Saint Mary's (CA)	51 69	54	A	Oregon St.	54 79	137	H	Illinois	51 74
												139	H	Pepperdine	63 70
												141	A	Fresno St.	58 76
												242	N	San Francisco	62 65
												266	A	Sacramento St.	85 88
												279	H	Eastern Wash.	59 55

LAST 12 Division I GAMES:															
141	A	Fresno St.	58 76	44	H	Saint Mary's (CA)	51 69	279	H	Eastern Wash.	59 55	139	H	Pepperdine	63 70
266	A	Sacramento St.	85 88					137	H	Illinois	51 74	137	H	Illinois	51 74
54	A	Oregon St.	54 79					242	N	San Francisco	62 65	242	N	San Francisco	62 65

Non-Div I Games: Academy of Art 87 65

Cal Poly

Average RPI Win:	268	WON-LOST	WINNING	LAST 10	STRENGTH OF	OPP. STRENGTH	TEAM	ADJ.	CONF.	ADJ CONF.
Average RPI Loss:	100	RECORD	PCT. RANK	GAMES	SCHEDULE	OF SCHEDULE	RPI	RPI	RPI	RPI
DIV. I ONLY	6- 4	127	1- 0	285	156	193	193	23	23	
DIV. I NON-CONF.	6- 4	127	1- 0	285	156	193	193	23	23	

TOTALS	RPI 1-25	RPI 26-50	W-L RECORDS	RPI 51-100	RPI 101-150	RPI 150+				
6- 4	0- 0	0- 0	OVERALL	0- 2	0- 1	6- 1				
2- 2	0- 0	0- 0	HOME	0- 0	0- 1	2- 1				
4- 2	0- 0	0- 0	AWAY	0- 2	0- 0	4- 0				
0- 0	0- 0	0- 0	NEUTRAL	0- 0	0- 0	0- 0				
6- 4	0- 0	0- 0	NON-CONFERENCE	0- 2	0- 1	6- 1				
2- 2	0- 0	0- 0	HOME	0- 0	0- 1	2- 1				
4- 2	0- 0	0- 0	AWAY	0- 2	0- 0	4- 0				
0- 0	0- 0	0- 0	NEUTRAL	0- 0	0- 0	0- 0				
0- 0	0- 0	0- 0	CONFERENCE	0- 0	0- 0	0- 0				
0- 0	0- 0	0- 0	HOME	0- 0	0- 0	0- 0				
0- 0	0- 0	0- 0	AWAY	0- 0	0- 0	0- 0				
0- 0	0- 0	0- 0	NEUTRAL	0- 0	0- 0	0- 0				

RPI 1-25				RPI 26-50				RPI 51-100				RPI 101+ Team's RPI: 193					
RPI	S	Opponent	Score	RPI	S	Opponent	Score	RPI	S	Opponent	Score	RPI	S	Opponent	Score		
								58	A	Washington	74	83	127	H	Santa Clara	60	64
								60	A	Portland	74	83	155	H	San Diego St.	72	83
												231	H	Dartmouth	67	62	
												250	A	Seattle U	57	54	
												270	H	CSU Bakersfield	64	56	
												280	A	Saint Peter's	69	45	
												283	A	Columbia	61	58	
												291	A	Californi a Baptist	79	65	

LAST 12 Division I GAMES:																	
				280	A	Saint Peter's	69	45	231	H	Dartmouth	67	62				
				283	A	Columbia	61	58	60	A	Portland	74	83				
				270	H	CSU Bakersfield	64	56	127	H	Santa Clara	60	64				
				250	A	Seattle U	57	54	155	H	San Diego St.	72	83				
									291	A	Californi a Baptist	79	65				
									58	A	Washington	74	83				

Non-Div I Games:

Cal St. Fullerton

Average RPI	Win:	95	WON-LOST	WINNING	LAST 10	STRENGTH OF	OPP. STRENGTH	TEAM	ADJ.	CONF.	ADJ CONF.
Average RPI	Loss:	0	RECORD	PCT. RANK	GAMES	SCHEDULE	OF SCHEDULE	RPI	RPI	RPI	RPI
DIV. I ONLY		8- 0		1	1- 0	9	70	2	2	2	2
DIV. I NON-CONF.		8- 0		1	1- 0	9	70	2	2	2	2

TOTALS	RPI 1-25		RPI 26-50		W-L RECORDS	RPI 51-100		RPI 101-150		RPI 150+	
8- 0	0- 0		2- 0		OVERALL	2- 0		4- 0		0- 0	
2- 0	0- 0		0- 0		HOME	0- 0		2- 0		0- 0	
4- 0	0- 0		1- 0		AWAY	1- 0		2- 0		0- 0	
2- 0	0- 0		1- 0		NEUTRAL	1- 0		0- 0		0- 0	
8- 0	0- 0		2- 0		NON-CONFERENCE	2- 0		4- 0		0- 0	
2- 0	0- 0		0- 0		HOME	0- 0		2- 0		0- 0	
4- 0	0- 0		1- 0		AWAY	1- 0		2- 0		0- 0	
2- 0	0- 0		1- 0		NEUTRAL	1- 0		0- 0		0- 0	
0- 0	0- 0		0- 0		CONFERENCE	0- 0		0- 0		0- 0	
0- 0	0- 0		0- 0		HOME	0- 0		0- 0		0- 0	
0- 0	0- 0		0- 0		AWAY	0- 0		0- 0		0- 0	
0- 0	0- 0		0- 0		NEUTRAL	0- 0		0- 0		0- 0	

RPI	S	Opponent	Score	RPI	S	Opponent	Score	RPI	S	Opponent	Score	RPI	S	Opponent	Score
29	N	Tulane	65 57	44	A	Saint Mary's (CA)	81 78	85	N	Pacific	81 69	109	A	Penn St.	75 58
								88	A	BYU	70 52	131	H	CSUN	67 42
												136	A	San Diego	70 53
												138	H	Houston	80 79

LAST 12 Division I GAMES:															
44	A	Saint Mary's (CA)	81 78	88	A	BYU	70 52	109	A	Penn St.	75 58				
131	H	CSUN	67 42					138	H	Houston	80 79				
136	A	San Diego	70 53												
29	N	Tulane	65 57												
85	N	Pacific	81 69												

Non-Div I Games:

Cal i forni a

Average RPI Win:	228	WON-LOST	WINNING	LAST 10	STRENGTH OF	OPP. STRENGTH	TEAM	ADJ.	CONF.	ADJ CONF.
Average RPI Loss:	129	RECORD	PCT. RANK	GAMES	SCHEDULE	OF SCHEDULE	RPI	RPI	RPI	RPI

DIV. I ONLY	2- 6	264	0- 0	284	55	291	291	30	30
DIV. I NON-CONF.	2- 6	264	0- 0	284	55	291	291	30	30

TOTALS	RPI 1-25	RPI 26-50	W-L RECORDS	RPI 51-100	RPI 101-150	RPI 150+			
2- 6	0- 0	0- 0	OVERALL	0- 2	0- 2	2- 2			
1- 2	0- 0	0- 0	HOME	0- 1	0- 0	1- 1			
1- 3	0- 0	0- 0	AWAY	0- 0	0- 2	1- 1			
0- 1	0- 0	0- 0	NEUTRAL	0- 1	0- 0	0- 0			
2- 6	0- 0	0- 0	NON-CONFERENCE	0- 2	0- 2	2- 2			
1- 2	0- 0	0- 0	HOME	0- 1	0- 0	1- 1			
1- 3	0- 0	0- 0	AWAY	0- 0	0- 2	1- 1			
0- 1	0- 0	0- 0	NEUTRAL	0- 1	0- 0	0- 0			
0- 0	0- 0	0- 0	CONFERENCE	0- 0	0- 0	0- 0			
0- 0	0- 0	0- 0	HOME	0- 0	0- 0	0- 0			
0- 0	0- 0	0- 0	AWAY	0- 0	0- 0	0- 0			
0- 0	0- 0	0- 0	NEUTRAL	0- 0	0- 0	0- 0			

RPI 1-25				RPI 26-50				RPI 51-100				RPI 101+ Team's RPI: 291			
RPI	S	Opponent	Score	RPI	S	Opponent	Score	RPI	S	Opponent	Score	RPI	S	Opponent	Score
								69	H	Idaho St.	57 72	131	A	CSUN	67 73
								88	N	BYU	69 76	140	A	Northern Ariz.	88 91
												155	A	San Diego St.	67 83
												178	H	UC Riverside	65 57
												193	H	Cal St. Fullerton	65 79
												278	A	Long Beach St.	85 83
LAST 12 Division I GAMES:															
				155	A	San Diego St.	67 83	178	H	UC Riverside	65 57				
				140	A	Northern Ariz.	88 91	131	A	CSUN	67 73				
				193	H	Cal St. Fullerton	65 79	88	N	BYU	69 76				
				278	A	Long Beach St.	85 83								
				69	H	Idaho St.	57 72								

Non-Div I Games: La Sierra 91 44 Fresno Pacific 93 71

Average RPI	Win:	303	WON-LOST	WINNING	LAST 10	STRENGTH OF	OPP. STRENGTH	TEAM	ADJ.	CONF.	ADJ CONF.
Average RPI	Loss:	27	RECORD	PCT. RANK	GAMES	SCHEDULE	OF SCHEDULE	RPI	RPI	RPI	RPI
DIV. I ONLY		6- 1		39	1- 0	335	195	197	197	29	29
DIV. I NON-CONF.		6- 1		39	1- 0	335	195	197	197	29	29

TOTALS	RPI 1-25		RPI 26-50		W-L RECORDS	RPI 51-100		RPI 101-150		RPI 150+	
6- 1	0- 0		0- 1		OVERALL	0- 0		0- 0		6- 0	
2- 1	0- 0		0- 1		HOME	0- 0		0- 0		2- 0	
3- 0	0- 0		0- 0		AWAY	0- 0		0- 0		3- 0	
1- 0	0- 0		0- 0		NEUTRAL	0- 0		0- 0		1- 0	
6- 1	0- 0		0- 1		NON-CONFERENCE	0- 0		0- 0		6- 0	
2- 1	0- 0		0- 1		HOME	0- 0		0- 0		2- 0	
3- 0	0- 0		0- 0		AWAY	0- 0		0- 0		3- 0	
1- 0	0- 0		0- 0		NEUTRAL	0- 0		0- 0		1- 0	
0- 0	0- 0		0- 0		CONFERENCE	0- 0		0- 0		0- 0	
0- 0	0- 0		0- 0		HOME	0- 0		0- 0		0- 0	
0- 0	0- 0		0- 0		AWAY	0- 0		0- 0		0- 0	
0- 0	0- 0		0- 0		NEUTRAL	0- 0		0- 0		0- 0	

RPI 1-25				RPI 26-50				RPI 51-100				RPI 101+ Team's RPI: 197			
RPI	S	Opponent	Score	RPI	S	Opponent	Score	RPI	S	Opponent	Score	RPI	S	Opponent	Score
				27	H	Old Domini on	59 83					257	A	Norfolk St.	57 49
												264	N	Omaha	65 52
												304	H	Col. of Charleston	66 65
												326	A	FIU	59 54
												328	A	Western Caro.	63 37
												337	H	UNC Greensboro	53 49
LAST 12 Division I GAMES:															
				326	A	FIU	59 54	337	H	UNC Greensboro	53 49				
								264	N	Omaha	65 52				
								257	A	Norfolk St.	57 49				
								304	H	Col. of Charleston	66 65				
								328	A	Western Caro.	63 37				
								27	H	Old Domini on	59 83				

Non-Div I Games: William Peace 65 36

Campbell

Average RPI Win: 343		WON-LOST	WINNING	LAST 10	STRENGTH OF		OPP. STRENGTH	TEAM	ADJ.	CONF.	ADJ CONF.
Average RPI Loss: 198		RECORD	PCT. RANK	GAMES	SCHEDULE		OF SCHEDULE	RPI	RPI	RPI	RPI
DIV. I ONLY		1- 8	317	0- 1	259		309	329	329	28	28
DIV. I NON-CONF.		1- 8	317	0- 1	259		309	329	329	28	28

TOTALS		RPI 1-25	RPI 26-50		W-L RECORDS		RPI 51-100	RPI 101-150	RPI 150+		
1- 8	0- 0	0- 0		OVERALL		0- 0	0- 4	1- 4			
0- 5	0- 0	0- 0		HOME		0- 0	0- 4	0- 1			
1- 3	0- 0	0- 0		AWAY		0- 0	0- 0	1- 3			
0- 0	0- 0	0- 0		NEUTRAL		0- 0	0- 0	0- 0			
1- 8	0- 0	0- 0		NON-CONFERENCE		0- 0	0- 4	1- 4			
0- 5	0- 0	0- 0		HOME		0- 0	0- 4	0- 1			
1- 3	0- 0	0- 0		AWAY		0- 0	0- 0	1- 3			
0- 0	0- 0	0- 0		NEUTRAL		0- 0	0- 0	0- 0			
0- 0	0- 0	0- 0		CONFERENCE		0- 0	0- 0	0- 0			
0- 0	0- 0	0- 0		HOME		0- 0	0- 0	0- 0			
0- 0	0- 0	0- 0		AWAY		0- 0	0- 0	0- 0			
0- 0	0- 0	0- 0		NEUTRAL		0- 0	0- 0	0- 0			

RPI 1-25				RPI 26-50				RPI 51-100				RPI 101+				Team's RPI: 329
RPI	S	Opponent	Score	RPI	S	Opponent	Score	RPI	S	Opponent	Score	RPI	S	Opponent	Score	
												111	H	Buffal o	66	84
												112	H	Mi ami (OH)	59	62
												143	H	Youngstown St.	36	62
												146	H	Bowling Green	53	74
												224	A	Oakland	60	71
												236	A	St. Bonaventure	94	100
												284	A	Colgate	53	67
												324	H	UTRGV	53	57
												343	A	Albany (NY)	48	42
LAST 12 Division I GAMES:																
146	H	Bowling Green	53	74	324	H	UTRGV	53	57							
111	H	Buffal o	66	84	236	A	St. Bonaventure	94	100							
143	H	Youngstown St.	36	62	112	H	Mi ami (OH)	59	62							
343	A	Albany (NY)	48	42												
224	A	Oakland	60	71												
284	A	Colgate	53	67												

Non-Div I Games:

Canisius

Average RPI Win: 348		WON-LOST	WINNING	LAST 10	STRENGTH OF	OPP. STRENGTH	TEAM	ADJ.	CONF.	ADJ CONF.
Loss: 187		RECORD	PCT. RANK	GAMES	SCHEDULE	OF SCHEDULE	RPI	RPI	RPI	RPI
DIV. I ONLY		1- 4	287	0- 1	296	304	316	316	22	22
DIV. I NON-CONF.		1- 4	287	0- 1	296	304	316	316	22	22
TOTALS		RPI 1-25	RPI 26-50	W-L RECORDS		RPI 51-100	RPI 101-150	RPI 150+		
1- 4	0- 0		0- 0	OVERALL		0- 0	0- 2	1- 2		
0- 1	0- 0		0- 0	HOME		0- 0	0- 1	0- 0		
1- 3	0- 0		0- 0	AWAY		0- 0	0- 1	1- 2		
0- 0	0- 0		0- 0	NEUTRAL		0- 0	0- 0	0- 0		
1- 4	0- 0		0- 0	NON-CONFERENCE		0- 0	0- 2	1- 2		
0- 1	0- 0		0- 0	HOME		0- 0	0- 1	0- 0		
1- 3	0- 0		0- 0	AWAY		0- 0	0- 1	1- 2		
0- 0	0- 0		0- 0	NEUTRAL		0- 0	0- 0	0- 0		
0- 0	0- 0		0- 0	CONFERENCE		0- 0	0- 0	0- 0		
0- 0	0- 0		0- 0	HOME		0- 0	0- 0	0- 0		
0- 0	0- 0		0- 0	AWAY		0- 0	0- 0	0- 0		
0- 0	0- 0		0- 0	NEUTRAL		0- 0	0- 0	0- 0		

RPI 1-25				RPI 26-50				RPI 51-100				RPI 101+ Team's RPI : 316			
RPI	S	Opponent	Score	RPI	S	Opponent	Score	RPI	S	Opponent	Score	RPI	S	Opponent	Score
												105	A	Texas A&M	27 84
												147	H	South Alabama	50 58
												179	A	Oklahoma	52 65
												318	A	Jackson St.	56 65
												348	A	Alcorn	57 46
LAST 12 Division I GAMES:															
												105	A	Texas A&M	27 84
												179	A	Oklahoma	52 65
												348	A	Alcorn	57 46

Central Ark.

Average RPI		Win: 341	WON-LOST RECORD	WINNING PCT. RANK	LAST 10 GAMES	STRENGTH OF SCHEDULE	OPP. STRENGTH OF SCHEDULE	TEAM RPI	ADJ. RPI	CONF. RPI	ADJ CONF. RPI
DIV. I ONLY			2- 5	255	1- 0	247	300	267	267	31	31
DIV. I NON-CONF.			2- 5	255	1- 0	247	300	267	267	31	31
TOTALS		RPI 1-25		RPI 26-50		W-L RECORDS	RPI 51-100	RPI 101-150		RPI 150+	
2- 5		0- 0		0- 0		OVERALL	0- 0	0- 2		2- 3	
0- 2		0- 0		0- 0		HOME	0- 0	0- 1		0- 1	
2- 3		0- 0		0- 0		AWAY	0- 0	0- 1		2- 2	
0- 0		0- 0		0- 0		NEUTRAL	0- 0	0- 0		0- 0	
2- 5		0- 0		0- 0		NON-CONFERENCE	0- 0	0- 2		2- 3	
0- 2		0- 0		0- 0		HOME	0- 0	0- 1		0- 1	
2- 3		0- 0		0- 0		AWAY	0- 0	0- 1		2- 2	
0- 0		0- 0		0- 0		NEUTRAL	0- 0	0- 0		0- 0	
0- 0		0- 0		0- 0		CONFERENCE	0- 0	0- 0		0- 0	
0- 0		0- 0		0- 0		HOME	0- 0	0- 0		0- 0	
0- 0		0- 0		0- 0		AWAY	0- 0	0- 0		0- 0	
0- 0		0- 0		0- 0		NEUTRAL	0- 0	0- 0		0- 0	

[illegible]

Non-Div I Games:

Central Conn. St.

Central Mich.					Through Games Of Dec. 11, 2018								
Average RPI	Win:	141	WON-LOST	WINNING	LAST 10	STRENGTH OF	OPP. STRENGTH	TEAM	ADJ.	CONF.	ADJ CONF.		
Average RPI	Loss:	7	RECORD	PCT. RANK	GAMES	SCHEDULE	OF SCHEDULE	RPI	RPI	RPI	RPI		
DIV. I ONLY		7- 1	28	1- 0	237	3	52	52	10	10			
DIV. I NON-CONF.		7- 1	28	1- 0	237	3	52	52	10	10			

TOTALS		RPI 1-25		RPI 26-50		W-L RECORDS		RPI 51-100		RPI 101-150		RPI 150+	
7- 1		0- 1		1- 0		OVERALL		2- 0		0- 0		4- 0	
3- 1		0- 1		1- 0		HOME		0- 0		0- 0		2- 0	
3- 0		0- 0		0- 0		AWAY		1- 0		0- 0		2- 0	
1- 0		0- 0		0- 0		NEUTRAL		1- 0		0- 0		0- 0	
7- 1		0- 1		1- 0		NON-CONFERENCE		2- 0		0- 0		4- 0	
3- 1		0- 1		1- 0		HOME		0- 0		0- 0		2- 0	
3- 0		0- 0		0- 0		AWAY		1- 0		0- 0		2- 0	
1- 0		0- 0		0- 0		NEUTRAL		1- 0		0- 0		0- 0	
0- 0		0- 0		0- 0		CONFERENCE		0- 0		0- 0		0- 0	
0- 0		0- 0		0- 0		HOME		0- 0		0- 0		0- 0	
0- 0		0- 0		0- 0		AWAY		0- 0		0- 0		0- 0	
0- 0		0- 0		0- 0		NEUTRAL		0- 0		0- 0		0- 0	

RPI 1-25				RPI 26-50				Team's RPI: 52		RPI 101+			
RPI	S	Opponent	Score	RPI	S	Opponent	Score	RPI	S	Opponent	Score		
7	H	South Dakota St.	71 80	31	H	UCF	75 68	71	A	Qui nni pi ac	67 52		
								93	N	Chattanooga	73 50		
										152	A	Vi rgi ni a	
										74	61		
										162	H	Western Ky.	
										108	90		
										224	H	Oakl and	
										104	61		
										253	A	Iona	
										82	39		

LAST 12 Division I GAMES:													
152	A	Vi rgi ni a	74 61	71	A	Qui nni pi ac	67 52						
31	H	UCF	75 68	253	A	Iona	82 39						
162	H	Western Ky.	108 90	93	N	Chattanooga	73 50						
7	H	South Dakota St.	71 80										
224	H	Oakl and	104 61										

Non-Div I Games:

Central Mich.

Average RPI Win: 0		WON-LOST RECORD		WINNING PCT. RANK		LAST 10 GAMES		STRENGTH OF SCHEDULE		OPP. STRENGTH OF SCHEDULE		TEAM RPI		ADJ. RPI		CONF. RPI		ADJ. CONF. RPI	
Loss: 217																			
DIV. I ONLY		0- 6		327		0- 0		297		319		346		346		29		29	
DIV. I NON-CONF.		0- 6		327		0- 0		297		319		346		346		29		29	
TOTALS		RPI 1-25		RPI 26-50		W-L RECORDS		RPI 51-100		RPI 101-150		RPI 150+							
0- 6		0- 0		0- 0		OVERALL		0- 1		0- 0		0- 5							
0- 3		0- 0		0- 0		HOME		0- 1		0- 0		0- 2							
0- 3		0- 0		0- 0		AWAY		0- 0		0- 0		0- 3							
0- 0		0- 0		0- 0		NEUTRAL		0- 0		0- 0		0- 0							
0- 6		0- 0		0- 0		NON-CONFERENCE		0- 1		0- 0		0- 5							
0- 3		0- 0		0- 0		HOME		0- 1		0- 0		0- 2							
0- 3		0- 0		0- 0		AWAY		0- 0		0- 0		0- 3							
0- 0		0- 0		0- 0		NEUTRAL		0- 0		0- 0		0- 0							
0- 0		0- 0		0- 0		CONFERENCE		0- 0		0- 0		0- 0							
0- 0		0- 0		0- 0		HOME		0- 0		0- 0		0- 0							
0- 0		0- 0		0- 0		AWAY		0- 0		0- 0		0- 0							
0- 0		0- 0		0- 0		NEUTRAL		0- 0		0- 0		0- 0							

RPI 1-25				RPI 26-50				RPI 51-100				RPI 101+ Team's RPI: 346			
RPI	S	Opponent	Score	RPI	S	Opponent	Score	RPI	S	Opponent	Score	RPI	S	Opponent	Score
								80	H	Tennessee Tech	55 77	151	A	Georgia	75 83
												229	A	North Florida	76 82
												238	H	Jacksonville	58 68
												296	A	South Carolina St.	58 67
												306	H	Davi dson	34 72
LAST 12 Division I GAMES:															
				151	A	Georgia	75 83	229	A	North Florida	76 82				
								238	H	Jacksonville	58 68				
								80	H	Tennessee Tech	55 77				
								296	A	South Carolina St.	58 67				
								306	H	Davi dson	34 72				

Charleston So.

Average RPI	Win:	204	WON-LOST	WINNING	LAST 10	STRENGTH OF	OPP. STRENGTH	TEAM	ADJ.	CONF.	ADJ CONF.
Average RPI	Loss:	132	RECORD	PCT. RANK	GAMES	SCHEDULE	OF SCHEDULE	RPI	RPI	RPI	RPI
DIV. I ONLY		5- 3		114	1- 0	56	244	74	74	18	18
DIV. I NON-CONF.		5- 3		114	1- 0	56	244	74	74	18	18

TOTALS	RPI 1-25		RPI 26-50		W-L RECORDS	RPI 51-100		RPI 101-150		RPI 150+	
5- 3	0- 0		0- 0		OVERALL	0- 1		0- 1		5- 1	
3- 1	0- 0		0- 0		HOME	0- 1		0- 0		3- 0	
1- 2	0- 0		0- 0		AWAY	0- 0		0- 1		1- 1	
1- 0	0- 0		0- 0		NEUTRAL	0- 0		0- 0		1- 0	
5- 3	0- 0		0- 0		NON-CONFERENCE	0- 1		0- 1		5- 1	
3- 1	0- 0		0- 0		HOME	0- 1		0- 0		3- 0	
1- 2	0- 0		0- 0		AWAY	0- 0		0- 1		1- 1	
1- 0	0- 0		0- 0		NEUTRAL	0- 0		0- 0		1- 0	
0- 0	0- 0		0- 0		CONFERENCE	0- 0		0- 0		0- 0	
0- 0	0- 0		0- 0		HOME	0- 0		0- 0		0- 0	
0- 0	0- 0		0- 0		AWAY	0- 0		0- 0		0- 0	
0- 0	0- 0		0- 0		NEUTRAL	0- 0		0- 0		0- 0	

RPI 1-25				RPI 26-50				RPI 51-100				Team's RPI: 74				RPI 101+			
RPI	S	Opponent	Score	RPI	S	Opponent	Score	RPI	S	Opponent	Score	RPI	S	Opponent	Score	RPI	S	Opponent	Score
								94	H	Wake Forest	43	69		144	A	Mercer	40	57	
														159	A	Fordham	64	71	
														160	A	Lehi gh	62	60	
														175	H	UNC Asheville	70	53	
														177	H	East Carolina	52	46	
														207	H	Wofford	85	63	
														299	N	Li berty	63	61	
LAST 12 Division I GAMES:																			
144	A	Mercer	40	57	160	A	Lehi gh	62	60										
94	H	Wake Forest	43	69	175	H	UNC Asheville	70	53										
177	H	East Carolina	52	46															
299	N	Li berty	63	61															
159	A	Fordham	64	71															
207	H	Wofford	85	63															

Non-Div I Games:

Charlotte

Average RPI	Win: 221	WON-LOST RECORD	WINNING PCT. RANK	LAST 10 GAMES	STRENGTH OF SCHEDULE	OPP. STRENGTH OF SCHEDULE	TEAM RPI	ADJ. RPI	CONF. RPI	ADJ CONF. RPI
Average RPI	Loss: 32									
DIV. I ONLY		3- 6	237	0- 1	11	104	93	93	25	25
DIV. I NON-CONF.		3- 6	237	0- 1	11	104	93	93	25	25

TOTALS	RPI 1-25		RPI 26-50		W-L RECORDS		RPI 51-100		RPI 101-150	RPI 150+
3- 6	0- 2		0- 2		OVERALL		0- 2		0- 0	3- 0
1- 3	0- 2		0- 0		HOME		0- 1		0- 0	1- 0
1- 2	0- 0		0- 2		AWAY		0- 0		0- 0	1- 0
1- 1	0- 0		0- 0		NEUTRAL		0- 1		0- 0	1- 0
3- 6	0- 2		0- 2		NON-CONFERENCE		0- 2		0- 0	3- 0
1- 3	0- 2		0- 0		HOME		0- 1		0- 0	1- 0
1- 2	0- 0		0- 2		AWAY		0- 0		0- 0	1- 0
1- 1	0- 0		0- 0		NEUTRAL		0- 1		0- 0	1- 0
0- 0	0- 0		0- 0		CONFERENCE		0- 0		0- 0	0- 0
0- 0	0- 0		0- 0		HOME		0- 0		0- 0	0- 0
0- 0	0- 0		0- 0		AWAY		0- 0		0- 0	0- 0
0- 0	0- 0		0- 0		NEUTRAL		0- 0		0- 0	0- 0

RPI 1-25				RPI 26-50				RPI 51-100				RPI 101+			
RPI	S	Opponent	Score	RPI	S	Opponent	Score	RPI	S	Opponent	Score	RPI	S	Opponent	Score
5	H	Louisville	49 75	31	A	UCF	37 75	52	N	Central Mich.	50 73	174	A	Hampton	58 50
7	H	South Dakota St.	54 71	37	A	Virginia Tech	59 74	62	H	UT Martin	79 81	190	N	Saint Louis	71 61
												299	H	Liberty	75 60

Team's RPI: 93															
LAST 12 Division I GAMES:															
299	H	Liberty	75 60	7	H	South Dakota St.	54 71	31	A	UCF	37 75	62	H	UT Martin	79 81
37	A	Virginia Tech	59 74	52	N	Central Mich.	50 73	190	N	Saint Louis	71 61				
174	A	Hampton	58 50												
5	H	Louisville	49 75												

Non-Div I Games: Lee 61 55

Chattanooga

Average RPI	Win:	0	WON-LOST	WINNING	LAST 10	STRENGTH OF	OPP. STRENGTH	TEAM	ADJ.	CONF.	ADJ CONF.
Average RPI	Loss:	206	RECORD	PCT. RANK	GAMES	SCHEDULE	OF SCHEDULE	RPI	RPI	RPI	RPI
DIV. I ONLY		0- 8		327	0- 1	113	347	327	327	30	30
DIV. I NON-CONF.		0- 8		327	0- 1	113	347	327	327	30	30

TOTALS	RPI 1-25		RPI 26-50		W-L RECORDS	RPI 51-100		RPI 101-150		RPI 150+	
0- 8	0- 0		0- 0		OVERALL	0- 1		0- 0		0- 7	
0- 4	0- 0		0- 0		HOME	0- 0		0- 0		0- 4	
0- 3	0- 0		0- 0		AWAY	0- 1		0- 0		0- 2	
0- 1	0- 0		0- 0		NEUTRAL	0- 0		0- 0		0- 1	
0- 8	0- 0		0- 0		NON-CONFERENCE	0- 1		0- 0		0- 7	
0- 4	0- 0		0- 0		HOME	0- 0		0- 0		0- 4	
0- 3	0- 0		0- 0		AWAY	0- 1		0- 0		0- 2	
0- 1	0- 0		0- 0		NEUTRAL	0- 0		0- 0		0- 1	
0- 0	0- 0		0- 0		CONFERENCE	0- 0		0- 0		0- 0	
0- 0	0- 0		0- 0		HOME	0- 0		0- 0		0- 0	
0- 0	0- 0		0- 0		AWAY	0- 0		0- 0		0- 0	
0- 0	0- 0		0- 0		NEUTRAL	0- 0		0- 0		0- 0	

RPI 1-25				RPI 26-50				RPI 51-100				RPI 101+ Team's RPI : 327					
RPI	S	Opponent	Score	RPI	S	Opponent	Score	RPI	S	Opponent	Score	RPI	S	Opponent	Score		
								57	A	Xavi er	57	91	165	H	UAB	45	90
												169	A	Loyol a Chi cago	40	76	
												211	H	SIUE	66	82	
												217	A	Morehead St.	68	104	
												223	N	St. Franci s Brookl yn	73	110	
												256	H	Val parai so	70	76	
												347	H	Evansvi lle	58	67	

LAST 12 Di vi si on I GAMES:																	
211	H	SIUE	66	82	169	A	Loyol a Chi cago	40	76								
256	H	Val parai so	70	76	165	H	UAB	45	90								
					217	A	Morehead St.	68	104								
					223	N	St. Franci s Brookl yn	73	110								
					347	H	Evansvi lle	58	67								
					57	A	Xavi er	57	91								

Non-Div I Games:

Chicago St.

Average RPI Win:	226	WON-LOST	WINNING	LAST 10	STRENGTH OF	OPP. STRENGTH	TEAM	ADJ.	CONF.	ADJ CONF.
Average RPI Loss:	132	RECORD	PCT. RANK	GAMES	SCHEDULE	OF SCHEDULE	RPI	RPI	RPI	RPI
DIV. I ONLY	6- 5	158	1- 0	212	194	184	184	8	8	
DIV. I NON-CONF.	6- 5	158	1- 0	212	194	184	184	8	8	

TOTALS	RPI 1-25	RPI 26-50	W-L RECORDS	RPI 51-100	RPI 101-150	RPI 150+				
6- 5	0- 0	0- 1	OVERALL	1- 1	1- 2	4- 1				
5- 1	0- 0	0- 1	HOME	1- 0	1- 0	3- 0				
1- 4	0- 0	0- 0	AWAY	0- 1	0- 2	1- 1				
0- 0	0- 0	0- 0	NEUTRAL	0- 0	0- 0	0- 0				
6- 5	0- 0	0- 1	NON-CONFERENCE	1- 1	1- 2	4- 1				
5- 1	0- 0	0- 1	HOME	1- 0	1- 0	3- 0				
1- 4	0- 0	0- 0	AWAY	0- 1	0- 2	1- 1				
0- 0	0- 0	0- 0	NEUTRAL	0- 0	0- 0	0- 0				
0- 0	0- 0	0- 0	CONFERENCE	0- 0	0- 0	0- 0				
0- 0	0- 0	0- 0	HOME	0- 0	0- 0	0- 0				
0- 0	0- 0	0- 0	AWAY	0- 0	0- 0	0- 0				
0- 0	0- 0	0- 0	NEUTRAL	0- 0	0- 0	0- 0				

RPI	S	Opponent	Score	RPI	S	Opponent	Score	RPI	S	Opponent	Score	RPI	S	Opponent	Score	Team's RPI: 184
27	H	Old Domini on	72 76	81	H	VCU	66 54	112	A	Mi ami (OH)	65 78	130	H	Yal e	66 52	
				91	A	Ohio St.	56 69	133	A	Pi ttsburgh	48 65	190	A	Sai nt Loui s	51 50	
								289	H	ETSU	77 64	295	A	Bal l St.	63 75	
								319	H	Li pscomb	71 55	344	H	Austi n Peay	69 48	

LAST 12 Division I GAMES:																
81	H	VCU	66 54	190	A	Sai nt Loui s	51 50	133	A	Pi ttsburgh	48 65	27	H	Old Domini on	72 76	
112	A	Mi ami (OH)	65 78	289	H	ETSU	77 64	344	H	Austi n Peay	69 48					
91	A	Ohio St.	56 69													
295	A	Bal l St.	63 75													
319	H	Li pscomb	71 55													
130	H	Yal e	66 52													

Non-Div I Games:

Cincinnati

C
l
e
m
s
o
n

C
l
e
m
s
o
n

Cl emson

Cleveland State

Cleveland State				Through Games Of Dec. 11, 2018						
Average RPI Win:	254	WON-LOST RECORD	WINNING PCT. RANK	LAST 10 GAMES	STRENGTH OF SCHEDULE	OPP. STRENGTH OF SCHEDULE	TEAM RPI	ADJ. RPI	CONF. RPI	ADJ. CONF. RPI
Average RPI Loss:	157									
DIV. I ONLY	1- 7	307	0- 1	81	321	277	277	15	15	
DIV. I NON-CONF.	1- 7	307	0- 1	81	321	277	277	15	15	

TOTALS	RPI 1-25	RPI 26-50	W-L RECORDS	RPI 51-100	RPI 101-150	RPI 150+				
1- 7	0- 0	0- 1	OVERALL	0- 2	0- 1	1- 3				
1- 1	0- 0	0- 0	HOME	0- 1	0- 0	1- 0				
0- 5	0- 0	0- 0	AWAY	0- 1	0- 1	0- 3				
0- 1	0- 0	0- 1	NEUTRAL	0- 0	0- 0	0- 0				
1- 7	0- 0	0- 1	NON-CONFERENCE	0- 2	0- 1	1- 3				
1- 1	0- 0	0- 0	HOME	0- 1	0- 0	1- 0				
0- 5	0- 0	0- 0	AWAY	0- 1	0- 1	0- 3				
0- 1	0- 0	0- 1	NEUTRAL	0- 0	0- 0	0- 0				
0- 0	0- 0	0- 0	CONFERENCE	0- 0	0- 0	0- 0				
0- 0	0- 0	0- 0	HOME	0- 0	0- 0	0- 0				
0- 0	0- 0	0- 0	AWAY	0- 0	0- 0	0- 0				
0- 0	0- 0	0- 0	NEUTRAL	0- 0	0- 0	0- 0				

RPI 1-25				RPI 26-50				RPI 51-100				RPI 101+ Team's RPI: 277			
RPI	S	Opponent	Score	RPI	S	Opponent	Score	RPI	S	Opponent	Score	RPI	S	Opponent	Score
				29	N	Tulane	72 81	73	H	Toledo	60 65	136	A	San Diego	82 83
								82	A	Ohio	54 72	170	A	Eastern Mich.	63 69
												254	H	Illinois St.	67 63
												295	A	Ball St.	62 67
												312	A	Marshall	64 86

LAST 12 Division I GAMES:															
				29	N	Tulane	72 81	312	A	Marshall	64 86				
				136	A	San Diego	82 83	73	H	Toledo	60 65				
				254	H	Illinois St.	67 63	82	A	Ohio	54 72				
				295	A	Ball St.	62 67								
				170	A	Eastern Mich.	63 69								

Non-Div I Games: Lake Erie 79 49 Salem (WV) 113 81 Cleveland State

Average RPI Win:	278	WON-LOST	WINNING	LAST 10	STRENGTH OF	OPP. STRENGTH	TEAM	ADJ.	CONF.	ADJ CONF.
Average RPI Loss:	178	RECORD	PCT. RANK	GAMES	SCHEDULE	OF SCHEDULE	RPI	RPI	RPI	RPI
DIV. I ONLY	5- 1	45	0- 0	345	189	205	205	19	19	
DIV. I NON-CONF.	5- 1	45	0- 0	345	189	205	205	19	19	

TOTALS	RPI 1-25	RPI 26-50	W-L RECORDS	RPI 51-100	RPI 101-150	RPI 150+				
5- 1	0- 0	0- 0	OVERALL	0- 0	1- 0	4- 1				
4- 0	0- 0	0- 0	HOME	0- 0	1- 0	3- 0				
1- 1	0- 0	0- 0	AWAY	0- 0	0- 0	1- 1				
0- 0	0- 0	0- 0	NEUTRAL	0- 0	0- 0	0- 0				
5- 1	0- 0	0- 0	NON-CONFERENCE	0- 0	1- 0	4- 1				
4- 0	0- 0	0- 0	HOME	0- 0	1- 0	3- 0				
1- 1	0- 0	0- 0	AWAY	0- 0	0- 0	1- 1				
0- 0	0- 0	0- 0	NEUTRAL	0- 0	0- 0	0- 0				
0- 0	0- 0	0- 0	CONFERENCE	0- 0	0- 0	0- 0				
0- 0	0- 0	0- 0	HOME	0- 0	0- 0	0- 0				
0- 0	0- 0	0- 0	AWAY	0- 0	0- 0	0- 0				
0- 0	0- 0	0- 0	NEUTRAL	0- 0	0- 0	0- 0				

RPI 1-25				RPI 26-50				RPI 51-100				RPI 101+ Team's RPI: 205			
RPI	S	Opponent	Score	RPI	S	Opponent	Score	RPI	S	Opponent	Score	RPI	S	Opponent	Score
												146	H	Bowling Green	81 80
												178	A	UC Riverside	43 62
												276	H	Memphis	90 71
												296	H	South Carolina St.	57 44
												328	H	Western Caro.	77 59
												345	A	N. C. Central	89 66
LAST 12 Division I GAMES:															
				345	A	N. C. Central	89 66	276	H	Memphis	90 71				
								146	H	Bowling Green	81 80				
								178	A	UC Riverside	43 62				
								296	H	South Carolina St.	57 44				
								328	H	Western Caro.	77 59				

Non-Div I Games: N.C. Wesleyan 126 65 Meredith 128 39

Coastal Caro.

Average RPI Win:	296	WON-LOST	WINNING	LAST 10	STRENGTH OF	OPP. STRENGTH	TEAM	ADJ.	CONF.	ADJ CONF.
Average RPI Loss:	198	RECORD	PCT. RANK	GAMES	SCHEDULE	OF SCHEDULE	RPI	RPI	RPI	RPI
DIV. I ONLY	1- 5	295	0- 1	129	340	304	304	13	13	
DIV. I NON-CONF.	1- 5	295	0- 1	129	340	304	304	13	13	

TOTALS	RPI 1-25	RPI 26-50	W-L RECORDS	RPI 51-100	RPI 101-150	RPI 150+				
1- 5	0- 0	0- 0	OVERALL	0- 0	0- 0	1- 5				
1- 2	0- 0	0- 0	HOME	0- 0	0- 0	1- 2				
0- 3	0- 0	0- 0	AWAY	0- 0	0- 0	0- 3				
0- 0	0- 0	0- 0	NEUTRAL	0- 0	0- 0	0- 0				
1- 5	0- 0	0- 0	NON-CONFERENCE	0- 0	0- 0	1- 5				
1- 2	0- 0	0- 0	HOME	0- 0	0- 0	1- 2				
0- 3	0- 0	0- 0	AWAY	0- 0	0- 0	0- 3				
0- 0	0- 0	0- 0	NEUTRAL	0- 0	0- 0	0- 0				
0- 0	0- 0	0- 0	CONFERENCE	0- 0	0- 0	0- 0				
0- 0	0- 0	0- 0	HOME	0- 0	0- 0	0- 0				
0- 0	0- 0	0- 0	AWAY	0- 0	0- 0	0- 0				
0- 0	0- 0	0- 0	NEUTRAL	0- 0	0- 0	0- 0				

RPI 1-25				RPI 26-50				RPI 51-100				RPI 101+ Team's RPI: 304			
RPI	S	Opponent	Score	RPI	S	Opponent	Score	RPI	S	Opponent	Score	RPI	S	Opponent	Score
												183	H	Winthrop	64 71
												186	H	Furman	67 70
												197	A	Campbel l	65 66
												207	A	Wofford	58 78
												216	A	Appal achi an St.	66 80
												296	H	South Carol i na St.	75 51
LAST 12 Di vi si on I GAMES:															
				183	H	Winthrop	64 71	216	A	Appal achi an St.	66 80				
				186	H	Furman	67 70								
				207	A	Wofford	58 78								
				197	A	Campbel l	65 66								
				296	H	South Carol i na St.	75 51								

Non-Div I Games: North Greenville 95 62

Col. of Charleston

Average RPI Win:

316

Average RPI Loss:

168

WON-LOST
RECORD

4- 4

WINNING
PCT. RANK

161

LAST 10
GAMES

1- 0

STRENGTH OF
SCHEDULE

343

OPP. STRENGTH
OF SCHEDULE

208

TEAM
RPI

284

ADJ.
RPI

284

CONF.
RPI

21

ADJ CONF.
RPI

21

DIV. I ONLY
DIV. I NON-CONF.

4- 4

161

1- 0

343

208

284

284

21

21

TOTALS

RPI 1-25

RPI 26-50

W-L RECORDS

RPI 51-100

RPI 101-150

RPI 150+

4- 4

0- 0

0- 0

OVERALL

0- 1

0- 1

4- 2

3- 0

0- 0

0- 0

HOME

0- 0

0- 0

3- 0

1- 4

0- 0

0- 0

AWAY

0- 1

0- 1

1- 2

0- 0

0- 0

0- 0

NEUTRAL

0- 0

0- 0

0- 0

4- 4

0- 0

0- 0

NON-CONFERENCE

0- 1

0- 1

4- 2

3- 0

0- 0

0- 0

HOME

0- 0

0- 0

3- 0

1- 4

0- 0

0- 0

AWAY

0- 1

0- 1

1- 2

0- 0

0- 0

0- 0

NEUTRAL

0- 0

0- 0

0- 0

0- 0

0- 0

0- 0

CONFERENCE

0- 0

0- 0

0- 0

0- 0

0- 0

0- 0

HOME

0- 0

0- 0

0- 0

0- 0

0- 0

0- 0

AWAY

0- 0

0- 0

0- 0

0- 0

0- 0

0- 0

NEUTRAL

0- 0

0- 0

0- 0

RPI 1-25

RPI 26-50

RPI 51-100

RPI 101+

Team's RPI: 284

RPI S Opponent Score

RPI S Opponent Score

RPI S Opponent Score

RPI S Opponent Score

83 A Dayton 58 67

130 A Yale 61 80

167 A George Mason 61 64

283 H Col umbi a 84 71

290 A Si ena 53 55

313 A UMass Lowell I 61 52

329 H Cani si us 67 53

340 H Fai rlei gh Di cki nson 71 52

LAST 12 Divi sion I GAMES:

313 A UMass Lowell I 61 52

340 H Fai rlei gh Di cki nson 71 52

130 A Yale 61 80

290 A Si ena 53 55

283 H Col umbi a 84 71

329 H Cani si us 67 53

167 A George Mason 61 64

83 A Dayton 58 67

Colgate

Average RPI Win:	132	WON-LOST	WINNING	LAST 10	STRENGTH OF	OPP. STRENGTH	TEAM	ADJ.	CONF.	ADJ CONF.
Average RPI Loss:	14	RECORD	PCT. RANK	GAMES	SCHEDULE	OF SCHEDULE	RPI	RPI	RPI	RPI
DIV. I ONLY	8- 1	22	1- 0	142	12	20	20	2	2	
DIV. I NON-CONF.	8- 1	22	1- 0	142	12	20	20	2	2	

TOTALS	RPI 1-25	RPI 26-50	W-L RECORDS	RPI 51-100	RPI 101-150	RPI 150+				
8- 1	0- 1	2- 0	OVERALL	1- 0	2- 0	3- 0				
6- 0	0- 0	2- 0	HOME	0- 0	2- 0	2- 0				
1- 1	0- 1	0- 0	AWAY	0- 0	0- 0	1- 0				
1- 0	0- 0	0- 0	NEUTRAL	1- 0	0- 0	0- 0				
8- 1	0- 1	2- 0	NON-CONFERENCE	1- 0	2- 0	3- 0				
6- 0	0- 0	2- 0	HOME	0- 0	2- 0	2- 0				
1- 1	0- 1	0- 0	AWAY	0- 0	0- 0	1- 0				
1- 0	0- 0	0- 0	NEUTRAL	1- 0	0- 0	0- 0				
0- 0	0- 0	0- 0	CONFERENCE	0- 0	0- 0	0- 0				
0- 0	0- 0	0- 0	HOME	0- 0	0- 0	0- 0				
0- 0	0- 0	0- 0	AWAY	0- 0	0- 0	0- 0				
0- 0	0- 0	0- 0	NEUTRAL	0- 0	0- 0	0- 0				

RPI 1-25	Team's RPI: 20	RPI 26-50	RPI 51-100	RPI 101+
RPI S Opponent Score	RPI S Opponent Score	RPI S Opponent Score	RPI S Opponent Score	RPI S Opponent Score
14 A Mi ami (FL) 58 73	32 H North Carolina 86 74	92 N Utah St. 78 68	134 H Col orado St. 59 40	
	38 H Northern Colo. 77 69		139 H Pepperdi ne 80 65	
			181 H Navy 59 43	
			208 A Nevada 65 52	
			228 H San Jose St. 76 64	
LAST 12 Division I GAMES:				
181 H Navy 59 43	208 A Nevada 65 52	32 H North Carolina 86 74		
228 H San Jose St. 76 64	134 H Col orado St. 59 40	38 H Northern Colo. 77 69		
14 A Mi ami (FL) 58 73				
139 H Pepperdi ne 80 65				
92 N Utah St. 78 68				

Non-Div I Games:

Col orado

Average RPI	Win:	205	WON-LOST	WINNING	LAST 10	STRENGTH OF	OPP. STRENGTH	TEAM	ADJ.	CONF.	ADJ CONF.
Average RPI	Loss:	27	RECORD	PCT. RANK	GAMES	SCHEDULE	OF SCHEDULE	RPI	RPI	RPI	RPI
DIV. I ONLY		3- 4		201	0- 1	29	116	134	134	9	9
DIV. I NON-CONF.		3- 4		201	0- 1	29	116	134	134	9	9
<hr/>											
TOTALS	RPI 1-25		RPI 26-50		W-L RECORDS	RPI 51-100		RPI 101-150		RPI 150+	
3- 4	0- 2		0- 2		OVERALL	0- 0		1- 0		2- 0	
3- 2	0- 0		0- 2		HOME	0- 0		1- 0		2- 0	
0- 2	0- 2		0- 0		AWAY	0- 0		0- 0		0- 0	
0- 0	0- 0		0- 0		NEUTRAL	0- 0		0- 0		0- 0	
3- 4	0- 2		0- 2		NON-CONFERENCE	0- 0		1- 0		2- 0	
3- 2	0- 0		0- 2		HOME	0- 0		1- 0		2- 0	
0- 2	0- 2		0- 0		AWAY	0- 0		0- 0		0- 0	
0- 0	0- 0		0- 0		NEUTRAL	0- 0		0- 0		0- 0	
0- 0	0- 0		0- 0		CONFERENCE	0- 0		0- 0		0- 0	
0- 0	0- 0		0- 0		HOME	0- 0		0- 0		0- 0	
0- 0	0- 0		0- 0		AWAY	0- 0		0- 0		0- 0	
0- 0	0- 0		0- 0		NEUTRAL	0- 0		0- 0		0- 0	

RPI 1-25				RPI 26-50				RPI 51-100				RPI 101+ Team's RPI: 134			
RPI	S	Opponent	Score	RPI	S	Opponent	Score	RPI	S	Opponent	Score	RPI	S	Opponent	Score
16	A	Gonzaga	39 50	34	H	Arizona St.	39 70					140	H	Northern Ari z.	65 54
20	A	Col orado	40 59	38	H	Northern Colo.	47 53					229	H	North Flori da	61 59
												247	H	Cornell I	56 53
<hr/>															
LAST 12 Division I GAMES:															
				229	H	North Flori da	61 59	34	H	Ari zona St.	39 70				
				16	A	Gonzaga	39 50	140	H	Northern Ari z.	65 54				
				247	H	Cornell I	56 53								
				38	H	Northern Colo.	47 53								
				20	A	Col orado	40 59								

Non-Div I Games: Eastern N.M. 72 46

Colorado St.

C
o
l
u
m
b
i
a

C
o
l
u
m
b
i
a

Col umbi a

Average RPI	Win:	0	WON-LOST	WINNING	LAST 10	STRENGTH OF	OPP. STRENGTH	TEAM	ADJ.	CONF.	ADJ CONF.
Average RPI	Loss:	156	RECORD	PCT. RANK	GAMES	SCHEDULE	OF SCHEDULE	RPI	RPI	RPI	RPI
DIV. I ONLY		0- 7		327	0- 1	24	327	262	262	32	32
DIV. I NON-CONF.		0- 7		327	0- 1	24	327	262	262	32	32

TOTALS	RPI 1-25		RPI 26-50		W-L RECORDS	RPI 51-100		RPI 101-150		RPI 150+	
0- 7	0- 1		0- 1		OVERALL	0- 1		0- 0		0- 4	
0- 1	0- 0		0- 0		HOME	0- 0		0- 0		0- 1	
0- 6	0- 1		0- 1		AWAY	0- 1		0- 0		0- 3	
0- 0	0- 0		0- 0		NEUTRAL	0- 0		0- 0		0- 0	
0- 7	0- 1		0- 1		NON-CONFERENCE	0- 1		0- 0		0- 4	
0- 1	0- 0		0- 0		HOME	0- 0		0- 0		0- 1	
0- 6	0- 1		0- 1		AWAY	0- 1		0- 0		0- 3	
0- 0	0- 0		0- 0		NEUTRAL	0- 0		0- 0		0- 0	
0- 0	0- 0		0- 0		CONFERENCE	0- 0		0- 0		0- 0	
0- 0	0- 0		0- 0		HOME	0- 0		0- 0		0- 0	
0- 0	0- 0		0- 0		AWAY	0- 0		0- 0		0- 0	
0- 0	0- 0		0- 0		NEUTRAL	0- 0		0- 0		0- 0	

RPI 1-25				RPI 26-50				RPI 51-100				RPI 101+ Team's RPI: 262			
RPI	S	Opponent	Score	RPI	S	Opponent	Score	RPI	S	Opponent	Score	RPI	S	Opponent	Score
23	A	Mississippi St.	38 110	47	A	Maryland	36 93	82	A	Ohio	62 87	152	A	Virginia	41 55
												209	A	West Virginia	37 78
												269	H	UMBC	52 57
												312	A	Marshall	67 88
LAST 12 Division I GAMES:															
82	A	Ohio	62 87	23	A	Mississippi St.	38 110	269	H	UMBC	52 57				
152	A	Virginia	41 55	47	A	Maryland	36 93	209	A	West Virginia	37 78				
312	A	Marshall	67 88												

Non-Div I Games:

Coppin St.

Average RPI Win: 328

Average RPI Loss: 146

WON-LOST
RECORDWINNING
PCT. RANKLAST 10
GAMESSTRENGTH OF
SCHEDULEOPP. STRENGTH
OF SCHEDULETEAM
RPIADJ.
RPICONF.
RPIADJ CONF.
RPIDIV. I ONLY
DIV. I NON-CONF.2- 5
2- 5255
2550- 1
0- 1155
155251
251247
247247
24717
1717
17

TOTALS

RPI 1-25

RPI 26-50

W-L RECORDS

RPI 51-100

RPI 101-150

RPI 150+

2- 5 0- 1
2- 0 0- 0
0- 5 0- 1
0- 0 0- 00- 0
0- 0
0- 0
0- 0OVERALL
HOME
AWAY
NEUTRAL0- 0
0- 0
0- 0
0- 00- 2
0- 0
0- 2
0- 02- 2
2- 0
0- 2
0- 02- 5 0- 1
2- 0 0- 0
0- 5 0- 1
0- 0 0- 00- 0
0- 0
0- 0
0- 0NON-CONFERENCE
HOME
AWAY
NEUTRAL0- 0
0- 0
0- 0
0- 00- 2
0- 0
0- 2
0- 02- 2
2- 0
0- 2
0- 00- 0 0- 0
0- 0 0- 0
0- 0 0- 0
0- 0 0- 00- 0
0- 0
0- 0
0- 0CONFERENCE
HOME
AWAY
NEUTRAL0- 0
0- 0
0- 0
0- 00- 0
0- 0
0- 0
0- 00- 0
0- 0
0- 0
0- 0

RPI 1-25

RPI 26-50

RPI 51-100

RPI 101+

Team's RPI: 247

RPI S Opponent Score
19 A Minnesota 45 65

RPI S Opponent Score

RPI S Opponent Score

RPI S Opponent Score
116 A Stony Brook 61 63
134 A Colorado St. 53 56
160 A Lehigh 54 67
302 A Binghamton 61 72
313 H UMass Lowell 63 54
343 H Albany (NY) 48 34

LAST 12 Division I GAMES:

134 A Colorado St. 53 56 116 A Stony Brook 61 63
19 A Minnesota 45 65 160 A Lehigh 54 67
313 H UMass Lowell 63 54
343 H Albany (NY) 48 34
302 A Binghamton 61 72C
o
r
n
e
l
lC
o
r
n
e
l
l

Non-Div I Games:

Cornell

Average RPI	Win: 238	WON-LOST	WINNING	LAST 10	STRENGTH OF	OPP. STRENGTH	TEAM	ADJ.	CONF.	ADJ CONF.
Average RPI	Loss: 33	RECORD	PCT. RANK	GAMES	SCHEDULE	OF SCHEDULE	RPI	RPI	RPI	RPI
DIV. I ONLY	4- 4	161	1- 0	67	121	108	108	4	4	
DIV. I NON-CONF.	4- 4	161	1- 0	67	121	108	108	4	4	

TOTALS	RPI 1-25	RPI 26-50	W-L RECORDS	RPI 51-100	RPI 101-150	RPI 150+				
4- 4	0- 3	0- 0	OVERALL	0- 1	1- 0	3- 0				
2- 2	0- 2	0- 0	HOME	0- 0	1- 0	1- 0				
2- 2	0- 1	0- 0	AWAY	0- 1	0- 0	2- 0				
0- 0	0- 0	0- 0	NEUTRAL	0- 0	0- 0	0- 0				
4- 4	0- 3	0- 0	NON-CONFERENCE	0- 1	1- 0	3- 0				
2- 2	0- 2	0- 0	HOME	0- 0	1- 0	1- 0				
2- 2	0- 1	0- 0	AWAY	0- 1	0- 0	2- 0				
0- 0	0- 0	0- 0	NEUTRAL	0- 0	0- 0	0- 0				
0- 0	0- 0	0- 0	CONFERENCE	0- 0	0- 0	0- 0				
0- 0	0- 0	0- 0	HOME	0- 0	0- 0	0- 0				
0- 0	0- 0	0- 0	AWAY	0- 0	0- 0	0- 0				
0- 0	0- 0	0- 0	NEUTRAL	0- 0	0- 0	0- 0				

RPI 1-25				RPI 26-50				RPI 51-100				RPI 101+				Team's RPI: 108
RPI	S	Opponent	Score	RPI	S	Opponent	Score	RPI	S	Opponent	Score	RPI	S	Opponent	Score	
7	A	South Dakota St.	48 74					100	A	UNI	55 65	123	H	Nebraska	74 65	
9	H	Drake	69 85									233	A	Wi chi ta St.	83 71	
17	H	South Dakota	65 77									264	H	Omaha	66 51	
												331	A	North Dakota St.	86 51	

LAST 12 Division I GAMES:																
233	A	Wi chi ta St.	83 71	264	H	Omaha	66 51	123	H	Nebraska	74 65	9	H	Drake	69 85	
17	H	South Dakota	65 77					100	A	UNI	55 65	7	A	South Dakota St.	48 74	
								331	A	North Dakota St.	86 51					

Non-Div I Games:

Creighton

Average RPI	Win: 257	WON-LOST RECORD	WINNING PCT. RANK	LAST 10 GAMES	STRENGTH OF SCHEDULE	OPP. STRENGTH OF SCHEDULE	TEAM RPI	ADJ. RPI	CONF. RPI	ADJ CONF. RPI
Average RPI	Loss: 175									
DIV. I ONLY		4- 4	161	0- 1	276	201	231	231	17	17
DIV. I NON-CONF.		4- 4	161	0- 1	276	201	231	231	17	17

TOTALS	RPI 1-25		RPI 26-50	W-L RECORDS	RPI 51-100		RPI 101-150		RPI 150+	
4- 4	0- 0		0- 0	OVERALL	0- 1		0- 1		4- 2	
3- 0	0- 0		0- 0	HOME	0- 0		0- 0		3- 0	
1- 2	0- 0		0- 0	AWAY	0- 0		0- 1		1- 1	
0- 2	0- 0		0- 0	NEUTRAL	0- 1		0- 0		0- 1	
4- 4	0- 0		0- 0	NON-CONFERENCE	0- 1		0- 1		4- 2	
3- 0	0- 0		0- 0	HOME	0- 0		0- 0		3- 0	
1- 2	0- 0		0- 0	AWAY	0- 0		0- 1		1- 1	
0- 2	0- 0		0- 0	NEUTRAL	0- 1		0- 0		0- 1	
0- 0	0- 0		0- 0	CONFERENCE	0- 0		0- 0		0- 0	
0- 0	0- 0		0- 0	HOME	0- 0		0- 0		0- 0	
0- 0	0- 0		0- 0	AWAY	0- 0		0- 0		0- 0	
0- 0	0- 0		0- 0	NEUTRAL	0- 0		0- 0		0- 0	

RPI 1-25				RPI 26-50				RPI 51-100				RPI 101+ Team's RPI: 231			
RPI	S	Opponent	Score	RPI	S	Opponent	Score	RPI	S	Opponent	Score	RPI	S	Opponent	Score
								70	N	Middle Tenn.	58 70	136	A	San Diego	76 78
												156	H	Boston U.	64 44
												193	A	Cal St. Fullerton	62 67
												260	H	Fairfield	59 46
												298	A	Vermont	66 42
												301	N	UC Santa Barbara	56 62
												314	H	Loyol a Maryl and	54 41

LAST 12 Division I GAMES:															
301	N	UC Santa Barbara	56 62	70	N	Middle Tenn.	58 70	298	A	Vermont	66 42				
260	H	Fairfield	59 46					314	H	Loyol a Maryl and	54 41				
156	H	Boston U.	64 44												
136	A	San Diego	76 78												
193	A	Cal St. Fullerton	62 67												

Non-Div I Games:

Dartmouth

Average RPI Win: 267

Average RPI Loss: 206

WON-LOST
RECORDWINNING
PCT. RANKLAST 10
GAMESSTRENGTH OF
SCHEDULEOPP. STRENGTH
OF SCHEDULETEAM
RPIADJ.
RPICONF.
RPIADJ CONF.
RPIDIV. I ONLY
DIV. I NON-CONF.3- 5
3- 5217
2170- 1
0- 1320
320261
261306
306306
30616
1616
16

TOTALS

RPI 1-25

RPI 26-50

W-L RECORDS

RPI 51-100

RPI 101-150

RPI 150+

3- 5

0- 0

0- 0

OVERALL

0- 0

0- 0

3- 5

2- 1

0- 0

0- 0

HOME

0- 0

0- 0

2- 1

1- 4

0- 0

0- 0

AWAY

0- 0

0- 0

1- 4

0- 0

0- 0

0- 0

NEUTRAL

0- 0

0- 0

0- 0

3- 5

0- 0

0- 0

NON-CONFERENCE

0- 0

0- 0

3- 5

2- 1

0- 0

0- 0

HOME

0- 0

0- 0

2- 1

1- 4

0- 0

0- 0

AWAY

0- 0

0- 0

1- 4

0- 0

0- 0

0- 0

NEUTRAL

0- 0

0- 0

0- 0

0- 0

0- 0

0- 0

CONFERENCE

0- 0

0- 0

0- 0

0- 0

0- 0

0- 0

HOME

0- 0

0- 0

0- 0

0- 0

0- 0

0- 0

AWAY

0- 0

0- 0

0- 0

0- 0

0- 0

0- 0

NEUTRAL

0- 0

0- 0

0- 0

RPI 1-25

RPI 26-50

RPI 51-100

RPI 101+

Team's RPI: 306

RPI S Opponent Score

RPI S Opponent Score

RPI S Opponent Score

RPI S Opponent Score

161 A Princeton 57 65

175 A UNC Asheville 56 69

180 H William & Mary 76 65

216 H Appalachian St. 78 81

219 A Elon 72 73

259 A Gardner-Webb 49 54

274 H High Point 71 62

346 A Charleston So. 72 34

LAST 12 Division I GAMES:

180 H William & Mary 76 65

175 A UNC Asheville 56 69

216 H Appalachian St. 78 81

259 A Gardner-Webb 49 54

346 A Charleston So. 72 34

219 A Elon 72 73

161 A Princeton 57 65

274 H High Point 71 62

Davidson

Davidson

Non-Div I Games:

Queens (NC)

80 47

Davidson

Average RPI Win: 156

Average RPI Loss: 57

WON-LOST
RECORDWINNING
PCT. RANKLAST 10
GAMESSTRENGTH OF
SCHEDULEOPP. STRENGTH
OF SCHEDULETEAM
RPIADJ.
RPICONF.
RPIADJ CONF.
RPIDIV. I ONLY
DIV. I NON-CONF.3- 5
3- 5217
2171- 0
1- 07
7226
22683
8383
8316
1616
16

TOTALS

RPI 1-25

RPI 26-50

W-L RECORDS

RPI 51-100

RPI 101-150

RPI 150+

3- 5 0- 1
3- 1 0- 0
0- 4 0- 1
0- 0 0- 00- 2
0- 1
0- 1
0- 0OVERALL
HOME
AWAY
NEUTRAL1- 1
1- 0
0- 1
0- 01- 1
1- 0
0- 1
0- 01- 0
1- 0
0- 0
0- 03- 5 0- 1
3- 1 0- 0
0- 4 0- 1
0- 0 0- 00- 2
0- 1
0- 1
0- 0NON-CONFERENCE
HOME
AWAY
NEUTRAL1- 1
1- 0
0- 1
0- 01- 1
1- 0
0- 1
0- 01- 0
1- 0
0- 0
0- 00- 0 0- 0
0- 0 0- 0
0- 0 0- 0
0- 0 0- 00- 0
0- 0
0- 0
0- 0CONFERENCE
HOME
AWAY
NEUTRAL0- 0
0- 0
0- 0
0- 00- 0
0- 0
0- 0
0- 00- 0
0- 0
0- 0
0- 0

RPI 1-25

RPI 26-50

RPI 51-100

Team's RPI: 83

RPI 101+

RPI S Opponent Score
24 A Green Bay 35 51RPI S Opponent Score
26 H Northeastern 79 84
47 A Maryland 71 82RPI S Opponent Score
73 H Toledo 70 49
87 A South Carolina 55 65RPI S Opponent Score
103 A James Madison 55 68
111 H Buffalo 72 59
284 H Colgate 67 58

LAST 12 Division I GAMES:

111 H Buffalo 72 59
284 H Colgate 67 58103 A James Madison 55 68
87 A South Carolina 55 65
24 A Green Bay 35 51
73 H Toledo 70 49
26 H Northeastern 79 84
47 A Maryland 71 82D
a
y
t
o
nD
a
y
t
o
n

Non-Div I Games:

Dayton

Average RPI Win: 155

Average RPI Loss: 5

WON-LOST
RECORDWINNING
PCT. RANKLAST 10
GAMESSTRENGTH OF
SCHEDULEOPP. STRENGTH
OF SCHEDULETEAM
RPIADJ.
RPICONF.
RPIADJ CONF.
RPIDIV. I ONLY
DIV. I NON-CONF.7- 3
7- 391
911- 0
1- 055
5514
1435
3535
354
44
4

TOTALS

RPI 1-25

RPI 26-50

W-L RECORDS

RPI 51-100

RPI 101-150

RPI 150+

7- 3 1- 3
4- 1 1- 1
1- 1 0- 1
2- 1 0- 10- 0
0- 0
0- 0
0- 0OVERALL
HOME
AWAY
NEUTRAL2- 0
1- 0
0- 0
1- 00- 0
0- 0
0- 0
0- 04- 0
2- 0
1- 0
1- 07- 3 1- 3
4- 1 1- 1
1- 1 0- 1
2- 1 0- 10- 0
0- 0
0- 0
0- 0NON-CONFERENCE
HOME
AWAY
NEUTRAL2- 0
1- 0
0- 0
1- 00- 0
0- 0
0- 0
0- 04- 0
2- 0
1- 0
1- 00- 0 0- 0
0- 0 0- 0
0- 0 0- 0
0- 0 0- 00- 0
0- 0
0- 0
0- 0CONFERENCE
HOME
AWAY
NEUTRAL0- 0
0- 0
0- 0
0- 00- 0
0- 0
0- 0
0- 00- 0
0- 0
0- 0
0- 0

RPI 1-25

RPI	S	Opponent	Score
1	H	Notre Dame	77 101
3	A	UConn	63 99
11	N	Syracuse	81 83
24	H	Green Bay	73 64

RPI 26-50

Team's RPI: 35

RPI S Opponent Score

RPI 51-100

RPI	S	Opponent	Score
59	H	Northwestern	76 60
90	N	Kansas St.	79 59

RPI 101+

RPI	S	Opponent	Score
161	N	Princeton	82 67
179	A	Oklahoma	87 76
221	H	Temple	102 88
349	H	Savannah St.	124 61

LAST 12 Division I GAMES:

179	A	Oklahoma	87 76	11	N	Syracuse	81 83
59	H	Northwestern	76 60	90	N	Kansas St.	79 59
221	H	Temple	102 88	161	N	Princeton	82 67
3	A	UConn	63 99	1	H	Notre Dame	77 101
349	H	Savannah St.	124 61	24	H	Green Bay	73 64

Non-Div I Games:

DePaul

Delaware

Del aware				Through Games Of Dec. 11, 2018							
Average RPI	Win:	271	WON-LOST	WINNING	LAST 10	STRENGTH OF	OPP. STRENGTH	TEAM	ADJ.	CONF.	ADJ CONF.
Average RPI	Loss:	112	RECORD	PCT. RANK	GAMES	SCHEDULE	OF SCHEDULE	RPI	RPI	RPI	RPI
DIV. I ONLY		3- 6		237	1- 0	116	297	206	206	13	13
DIV. I NON-CONF.		3- 6		237	1- 0	116	297	206	206	13	13

TOTALS	RPI 1-25		RPI 26-50		W-L RECORDS	RPI 51-100		RPI 101-150		RPI 150+	
3- 6	0- 0		0- 1		OVERALL	0- 1		0- 2		3- 2	
0- 1	0- 0		0- 1		HOME	0- 0		0- 0		0- 0	
1- 3	0- 0		0- 0		AWAY	0- 1		0- 0		1- 2	
2- 2	0- 0		0- 0		NEUTRAL	0- 0		0- 2		2- 0	
3- 6	0- 0		0- 1		NON-CONFERENCE	0- 1		0- 2		3- 2	
0- 1	0- 0		0- 1		HOME	0- 0		0- 0		0- 0	
1- 3	0- 0		0- 0		AWAY	0- 1		0- 0		1- 2	
2- 2	0- 0		0- 0		NEUTRAL	0- 0		0- 2		2- 0	
0- 0	0- 0		0- 0		CONFERENCE	0- 0		0- 0		0- 0	
0- 0	0- 0		0- 0		HOME	0- 0		0- 0		0- 0	
0- 0	0- 0		0- 0		AWAY	0- 0		0- 0		0- 0	
0- 0	0- 0		0- 0		NEUTRAL	0- 0		0- 0		0- 0	

Delaware

RPI 1-25				RPI 26-50				RPI 51-100				RPI 101+ Team's RPI: 206			
RPI	S	Opponent	Score	RPI	S	Opponent	Score	RPI	S	Opponent	Score	RPI	S	Opponent	Score
				31	H	UCF	60 71	100	A	UNI	67 79	107	N	Montana St.	60 69
												113	N	Bradley	47 59
												156	A	Boston U.	61 72
												167	A	George Mason	46 72
												188	N	Nicholls St.	71 56
												305	A	Delaware St.	85 77
												321	N	Lafayette	65 47
LAST 12 Division I GAMES:															
				188	N	Nicholls St.	71 56	321	N	Lafayette	65 47				
				31	H	UCF	60 71	107	N	Montana St.	60 69				
				167	A	George Mason	46 72	100	A	UNI	67 79				
				156	A	Boston U.	61 72								
				113	N	Bradley	47 59								
				305	A	Delaware St.	85 77								

Non-Div I Games:

Del aware

Average RPI	Win:	0	WON-LOST	WINNING	LAST 10	STRENGTH OF	OPP. STRENGTH	TEAM	ADJ.	CONF.	ADJ CONF.
Average RPI	Loss:	130	RECORD	PCT. RANK	GAMES	SCHEDULE	OF SCHEDULE	RPI	RPI	RPI	RPI
DIV. I ONLY		0- 5		327	0- 1	120	164	305	305	32	32
DIV. I NON-CONF.		0- 5		327	0- 1	120	164	305	305	32	32

TOTALS	RPI 1-25		RPI 26-50		W-L RECORDS	RPI 51-100		RPI 101-150		RPI 150+	
0- 5	0- 0		0- 0		OVERALL	0- 2		0- 1		0- 2	
0- 2	0- 0		0- 0		HOME	0- 0		0- 1		0- 1	
0- 3	0- 0		0- 0		AWAY	0- 2		0- 0		0- 1	
0- 0	0- 0		0- 0		NEUTRAL	0- 0		0- 0		0- 0	
0- 5	0- 0		0- 0		NON-CONFERENCE	0- 2		0- 1		0- 2	
0- 2	0- 0		0- 0		HOME	0- 0		0- 1		0- 1	
0- 3	0- 0		0- 0		AWAY	0- 2		0- 0		0- 1	
0- 0	0- 0		0- 0		NEUTRAL	0- 0		0- 0		0- 0	
0- 0	0- 0		0- 0		CONFERENCE	0- 0		0- 0		0- 0	
0- 0	0- 0		0- 0		HOME	0- 0		0- 0		0- 0	
0- 0	0- 0		0- 0		AWAY	0- 0		0- 0		0- 0	
0- 0	0- 0		0- 0		NEUTRAL	0- 0		0- 0		0- 0	

RPI 1-25				RPI 26-50				RPI 51-100				RPI 101+ Team's RPI : 305						
RPI	S	Opponent	Score	RPI	S	Opponent	Score	RPI	S	Opponent	Score	RPI	S	Opponent	Score			
								57	A	Xavi er	59	80	103	H	James Madi son	57	103	
								65	A	St. John' s (NY)	44	82	206	H	Del aware	77	85	
													221	A	Temple	61	75	
LAST 12 Division I GAMES:																		
				221	A	Temple	61	75	57	A	Xavi er	59	80	65	A	St. John' s (NY)	44	82
									206	H	Del aware	77	85	103	H	James Madi son	57	103

Non-Div I Games: Post 65 53 Cheyney 79 59

Del aware St.

Average RPI Win: **156**
 Average RPI Loss: **58**

WON-LOST
RECORD

WINNING
PCT. RANK

LAST 10
GAMES

STRENGTH OF
SCHEDULE

OPP. STRENGTH
OF SCHEDULE

TEAM
RPI

ADJ.
RPI

CONF.
RPI

ADJ CONF.
RPI

DIV. I ONLY
DIV. I NON-CONF.

7- 3
7- 3

91
91

0- 1
0- 1

203
203

21
21

77
77

77
77

12
12

12
12

TOTALS

RPI 1-25

RPI 26-50

W-L RECORDS

RPI 51-100

RPI 101-150

RPI 150+

7- 3

0- 0

1- 2

OVERALL

1- 1

1- 0

4- 0

6- 0

0- 0

1- 0

HOME

1- 0

1- 0

3- 0

1- 3

0- 0

0- 2

AWAY

0- 1

0- 0

1- 0

0- 0

0- 0

0- 0

NEUTRAL

0- 0

0- 0

0- 0

7- 3

0- 0

1- 2

NON-CONFERENCE

1- 1

1- 0

4- 0

6- 0

0- 0

1- 0

HOME

1- 0

1- 0

3- 0

1- 3

0- 0

0- 2

AWAY

0- 1

0- 0

1- 0

0- 0

0- 0

0- 0

NEUTRAL

0- 0

0- 0

0- 0

0- 0

0- 0

0- 0

CONFERENCE

0- 0

0- 0

0- 0

0- 0

0- 0

0- 0

HOME

0- 0

0- 0

0- 0

0- 0

0- 0

0- 0

AWAY

0- 0

0- 0

0- 0

0- 0

0- 0

0- 0

NEUTRAL

0- 0

0- 0

0- 0

RPI 1-25

RPI 26-50

RPI 51-100 Team's RPI: 77






RPI 101+




RPI S Opponent Score






RPI S Opponent Score

RPI S Opponent Score














RPI S Opponent Score

33  Lamar University 117 110
 38  Northern Colo. 66  74
 49  Wyoming 74  78

67  Loyola Marymount 104 75
 86  New Mexico St. 64  66

142  American 83 54
 163  Air Force 92 66
 225  UMKC 92 75
 227  Southern Utah 71 70
 236  St. Bonaventure 76 62

LAST 12 Division I GAMES:

86  New Mexico St. 64  66 33  Lamar University 117 110
 227  Southern Utah 71 70 142  American 83 54
 49  Wyoming 74  78 38  Northern Colo. 66  74
 67  Loyola Marymount 104 75 163  Air Force 92 66
 236  St. Bonaventure 76 62 225  UMKC 92 75

D
e
n
v
e
r

D
e
n
v
e
r

Non-Div I Games:

Denver

Average RPI Win:	333	WON-LOST	WINNING	LAST 10	STRENGTH OF	OPP. STRENGTH	TEAM	ADJ.	CONF.	ADJ CONF.
Average RPI Loss:	165	RECORD	PCT. RANK	GAMES	SCHEDULE	OF SCHEDULE	RPI	RPI	RPI	RPI
DIV. I ONLY	1- 7	307	0- 1	132	308	281	281	15	15	
DIV. I NON-CONF.	1- 7	307	0- 1	132	308	281	281	15	15	

TOTALS	RPI 1-25	RPI 26-50	W-L RECORDS	RPI 51-100	RPI 101-150	RPI 150+				
1- 7	0- 0	0- 1	OVERALL	0- 1	0- 1	1- 4				
0- 3	0- 0	0- 0	HOME	0- 0	0- 1	0- 2				
1- 4	0- 0	0- 1	AWAY	0- 1	0- 0	1- 2				
0- 0	0- 0	0- 0	NEUTRAL	0- 0	0- 0	0- 0				
1- 7	0- 0	0- 1	NON-CONFERENCE	0- 1	0- 1	1- 4				
0- 3	0- 0	0- 0	HOME	0- 0	0- 1	0- 2				
1- 4	0- 0	0- 1	AWAY	0- 1	0- 0	1- 2				
0- 0	0- 0	0- 0	NEUTRAL	0- 0	0- 0	0- 0				
0- 0	0- 0	0- 0	CONFERENCE	0- 0	0- 0	0- 0				
0- 0	0- 0	0- 0	HOME	0- 0	0- 0	0- 0				
0- 0	0- 0	0- 0	AWAY	0- 0	0- 0	0- 0				
0- 0	0- 0	0- 0	NEUTRAL	0- 0	0- 0	0- 0				

RPI 1-25				RPI 26-50				RPI 51-100				RPI 101+ Team's RPI: 281			
RPI	S	Opponent	Score	RPI	S	Opponent	Score	RPI	S	Opponent	Score	RPI	S	Opponent	Score
				41	A	Mi chi gan	62 95	91	A	Oh io St.	41 55	112	H	Mi ami (OH)	59 78
												169	A	Loyol a Chi cago	43 52
												170	A	Eastern Mi ch.	53 60
												264	H	Omaha	42 51
												309	H	Western Mi ch.	44 54
												333	A	Manhattan	58 56

LAST 12 Division I GAMES:															
				170	A	Eastern Mi ch.	53 60	309	H	Western Mi ch.	44 54				
				264	H	Omaha	42 51	91	A	Oh io St.	41 55				
				333	A	Manhattan	58 56								
				41	A	Mi chi gan	62 95								
				112	H	Mi ami (OH)	59 78								
				169	A	Loyol a Chi cago	43 52								

Non-Div I Games: Mi ch. -Dearborn 68 60

Detroit Mercy

Average RPI Win: 117

Average RPI Loss: 4

WON-LOST
RECORDWINNING
PCT. RANKLAST 10
GAMESSTRENGTH OF
SCHEDULEOPP. STRENGTH
OF SCHEDULETEAM
RPIADJ.
RPICONF.
RPIADJ CONF.
RPIDIV. I ONLY
DIV. I NON-CONF.7- 2
7- 251
511- 0
1- 038
385
59
99
914
1414
14

TOTALS

RPI 1-25

RPI 26-50

W-L RECORDS

RPI 51-100

RPI 101-150

RPI 150+

7- 2 1- 2

2- 0 1- 0

3- 1 0- 1

2- 1 0- 1

0- 0

0- 0

0- 0

0- 0

OVERALL

1- 0

HOME

0- 0

AWAY

0- 0

NEUTRAL

1- 0

NON-CONFERENCE

1- 0

HOME

0- 0

AWAY

0- 0

NEUTRAL

1- 0

CONFERENCE

0- 0

HOME

0- 0

AWAY

0- 0

NEUTRAL

0- 0

0- 0 0- 0

0- 0 0- 0

0- 0 0- 0

0- 0 0- 0

RPI 1-25

Team's RPI: 9

RPI 26-50

RPI 51-100

RPI 101+

RPI	S	Opponent	Score
1	N	Notre Dame	64 82
7	A	South Dakota St.	71 80
17	H	South Dakota	76 64

RPI	S	Opponent	Score
-----	---	----------	-------

RPI	S	Opponent	Score
87	N	South Carolina	90 85

RPI	S	Opponent	Score
101	N	Rutgers	69 59
108	A	Creighton	85 69
123	A	Nebraska	83 77
131	H	CSUN	73 63
249	A	Western Ill.	98 71

LAST 12 Division I GAMES:

131	H	CSUN	73	63	87	N	South Carolina	90	85
17	H	South Dakota	76	64	1	N	Notre Dame	64	82
249	A	Western Ill.	98	71	7	A	South Dakota St.	71	80
123	A	Nebraska	83	77	108	A	Creighton	85	69
					101	N	Rutgers	69	59

Non-Div I Games:

Clarke

91 43

Drake

Loss,
 Non-Conf, S Site,
 H Home
A Away
 N Neutral

Average RPI Win: **265**
 Average RPI Loss: **89**

WON-LOST
RECORD

WINNING
PCT. RANK

LAST 10
GAMES

STRENGTH OF
SCHEDULE

OPP. STRENGTH
OF SCHEDULE

TEAM
RPI

ADJ.
RPI

CONF.
RPI

ADJ CONF.
RPI

DIV. I ONLY	6- 2	68	1- 0	268	196	150	150	13	13
DIV. I NON-CONF.	6- 2	68	1- 0	268	196	150	150	13	13
TOTALS	RPI 1-25	RPI 26-50	W-L RECORDS	RPI 51-100	RPI 101-150	RPI 150+			
6- 2	0- 0	0- 0	OVERALL	1- 1	0- 1	5- 0			
2- 1	0- 0	0- 0	HOME	1- 1	0- 0	1- 0			
3- 0	0- 0	0- 0	AWAY	0- 0	0- 0	3- 0			
1- 1	0- 0	0- 0	NEUTRAL	0- 0	0- 1	1- 0			
6- 2	0- 0	0- 0	NON-CONFERENCE	1- 1	0- 1	5- 0			
2- 1	0- 0	0- 0	HOME	1- 1	0- 0	1- 0			
3- 0	0- 0	0- 0	AWAY	0- 0	0- 0	3- 0			
1- 1	0- 0	0- 0	NEUTRAL	0- 0	0- 1	1- 0			
0- 0	0- 0	0- 0	CONFERENCE	0- 0	0- 0	0- 0			
0- 0	0- 0	0- 0	HOME	0- 0	0- 0	0- 0			
0- 0	0- 0	0- 0	AWAY	0- 0	0- 0	0- 0			
0- 0	0- 0	0- 0	NEUTRAL	0- 0	0- 0	0- 0			

RPI 1-25				RPI 26-50				RPI 51-100				RPI 101+				Team's RPI: 150
RPI	S	Opponent	Score	RPI	S	Opponent	Score	RPI	S	Opponent	Score	RPI	S	Opponent	Score	
								61	H	Bucknel I	64 42	106	N	Wright St.	63 71	
								71	H	Quinnipiac	52 56	290	N	Siena	51 39	
												298	A	Vermont	60 44	
												303	A	La Salle	58 43	
												307	H	Saint Joseph's	51 34	
												333	A	Manhattan	53 39	
LAST 12 Division I GAMES:																
				298	A	Vermont	60 44	333	A	Manhattan	53 39					
				106	N	Wright St.	63 71	303	A	La Salle	58 43					
								290	N	Siena	51 39					
								61	H	Bucknel I	64 42					
								307	H	Saint Joseph's	51 34					
								71	H	Quinnipiac	52 56					

Non-Div I Games:

Drexel

Average RPI	Win:	173	WON-LOST	WINNING	LAST 10	STRENGTH OF	OPP. STRENGTH	TEAM	ADJ.	CONF.	ADJ CONF.
Average RPI	Loss:	64	RECORD	PCT. RANK	GAMES	SCHEDULE	OF SCHEDULE	RPI	RPI	RPI	RPI
DIV. I ONLY		6- 3		99	0- 1	62	129	43	43	1	1
DIV. I NON-CONF.		6- 3		99	0- 1	62	129	43	43	1	1

TOTALS	RPI 1-25		RPI 26-50		W-L RECORDS	RPI 51-100		RPI 101-150		RPI 150+	
6- 3	0- 0		0- 0		OVERALL	1- 3		2- 0		3- 0	
3- 0	0- 0		0- 0		HOME	0- 0		1- 0		2- 0	
2- 1	0- 0		0- 0		AWAY	1- 1		1- 0		0- 0	
1- 2	0- 0		0- 0		NEUTRAL	0- 2		0- 0		1- 0	
6- 3	0- 0		0- 0		NON-CONFERENCE	1- 3		2- 0		3- 0	
3- 0	0- 0		0- 0		HOME	0- 0		1- 0		2- 0	
2- 1	0- 0		0- 0		AWAY	1- 1		1- 0		0- 0	
1- 2	0- 0		0- 0		NEUTRAL	0- 2		0- 0		1- 0	
0- 0	0- 0		0- 0		CONFERENCE	0- 0		0- 0		0- 0	
0- 0	0- 0		0- 0		HOME	0- 0		0- 0		0- 0	
0- 0	0- 0		0- 0		AWAY	0- 0		0- 0		0- 0	
0- 0	0- 0		0- 0		NEUTRAL	0- 0		0- 0		0- 0	

RPI 1-25	RPI 26-50	Team's RPI: 43	RPI 51-100	RPI 101+
RPI S Opponent Score	RPI S Opponent Score		RPI S Opponent Score	RPI S Opponent Score
			53 A Maine 66 63	118 H Marist 64 56
			58 N Washington 64 71	129 A Wisconsin 60 53
			59 A Northwestern 58 84	219 H El on 81 64
			76 N Missouri 54 62	222 H UNLV 66 38
				295 N Ball St. 79 62
LAST 12 Division I GAMES:				
76 N Missouri 54 62	219 H El on 81 64			
295 N Ball St. 79 62	53 A Maine 66 63			
222 H UNLV 66 38	59 A Northwestern 58 84			
118 H Marist 64 56				
129 A Wisconsin 60 53				
58 N Washington 64 71				

Non-Div I Games:

Duke

Average RPI	Win: 167	WON-LOST RECORD	WINNING PCT. RANK	LAST 10 GAMES	STRENGTH OF SCHEDULE	OPP. STRENGTH OF SCHEDULE	TEAM RPI	ADJ. RPI	CONF. RPI	ADJ CONF. RPI
Average RPI	Loss: 54									
DIV. I ONLY		4- 3	138	1- 0	41	132	28	28	16	16
DIV. I NON-CONF.		4- 3	138	1- 0	41	132	28	28	16	16

TOTALS	RPI 1-25		RPI 26-50		W-L RECORDS		RPI 51-100		RPI 101-150	RPI 150+
4- 3	0- 0		0- 2		OVERALL		0- 1		2- 0	2- 0
1- 0	0- 0		0- 0		HOME		0- 0		1- 0	0- 0
3- 3	0- 0		0- 2		AWAY		0- 1		1- 0	2- 0
0- 0	0- 0		0- 0		NEUTRAL		0- 0		0- 0	0- 0
4- 3	0- 0		0- 2		NON-CONFERENCE		0- 1		2- 0	2- 0
1- 0	0- 0		0- 0		HOME		0- 0		1- 0	0- 0
3- 3	0- 0		0- 2		AWAY		0- 1		1- 0	2- 0
0- 0	0- 0		0- 0		NEUTRAL		0- 0		0- 0	0- 0
0- 0	0- 0		0- 0		CONFERENCE		0- 0		0- 0	0- 0
0- 0	0- 0		0- 0		HOME		0- 0		0- 0	0- 0
0- 0	0- 0		0- 0		AWAY		0- 0		0- 0	0- 0
0- 0	0- 0		0- 0		NEUTRAL		0- 0		0- 0	0- 0

RPI	S	Opponent	Score	RPI	S	Opponent	Score	RPI	S	Opponent	Score	RPI	S	Opponent	Score
42	A	Texas	41 78	46	A	TCU	48 61	73	A	Toledo	52 65	109	A	Penn St.	64 58
												148	H	Mt. St. Mary's	73 64
												166	A	Kent St.	77 72
												245	A	Saint Francis (PA)	93 73

Team's RPI: 28															
LAST 12 Division I GAMES:															
73	A	Toledo	52 65	109	A	Penn St.	64 58	148	H	Mt. St. Mary's	73 64	42	A	Texas	41 78
46	A	TCU	48 61	166	A	Kent St.	77 72	245	A	Saint Francis (PA)	93 73				

Non-Div I Games:

Duquesne

Average RPI Win:	216	WON-LOST	WINNING	LAST 10	STRENGTH OF	OPP. STRENGTH	TEAM	ADJ.	CONF.	ADJ CONF.
Average RPI Loss:	147	RECORD	PCT. RANK	GAMES	SCHEDULE	OF SCHEDULE	RPI	RPI	RPI	RPI
DIV. I ONLY	1- 11	326	0- 2	101	232	289	289	25	25	
DIV. I NON-CONF.	1- 11	326	0- 2	101	232	289	289	25	25	

TOTALS	RPI 1-25	RPI 26-50	W-L RECORDS	RPI 51-100	RPI 101-150	RPI 150+				
1- 11	0- 0	0- 1	OVERALL	0- 2	0- 3	1- 5				
1- 3	0- 0	0- 0	HOME	0- 0	0- 1	1- 2				
0- 5	0- 0	0- 1	AWAY	0- 1	0- 1	0- 2				
0- 3	0- 0	0- 0	NEUTRAL	0- 1	0- 1	0- 1				
1- 11	0- 0	0- 1	NON-CONFERENCE	0- 2	0- 3	1- 5				
1- 3	0- 0	0- 0	HOME	0- 0	0- 1	1- 2				
0- 5	0- 0	0- 1	AWAY	0- 1	0- 1	0- 2				
0- 3	0- 0	0- 0	NEUTRAL	0- 1	0- 1	0- 1				
0- 0	0- 0	0- 0	CONFERENCE	0- 0	0- 0	0- 0				
0- 0	0- 0	0- 0	HOME	0- 0	0- 0	0- 0				
0- 0	0- 0	0- 0	AWAY	0- 0	0- 0	0- 0				
0- 0	0- 0	0- 0	NEUTRAL	0- 0	0- 0	0- 0				

RPI 1-25				RPI 26-50				RPI 51-100				RPI 101+				Team's RPI: 289
RPI	S	Opponent	Score	RPI	S	Opponent	Score	RPI	S	Opponent	Score	RPI	S	Opponent	Score	
				30	A	Michigan St.	53 75	87	N	South Carolina	55 101	101	N	Rutgers	44 68	
								97	A	Radford	64 79	138	H	Houston	77 84	
												147	A	South Alabama	74 81	
												162	N	Western Ky.	68 82	
												175	A	UNC Asheville	55 56	
												184	A	Cincinnati	64 77	
												196	H	Troy	66 84	
												216	H	Appalachian St.	95 64	
												299	H	Liberty	86 89	
LAST 12 Division I GAMES:																
101	N	Rutgers	44 68	175	A	UNC Asheville	55 56	299	H	Liberty	86 89	138	H	Houston	77 84	
162	N	Western Ky.	68 82	216	H	Appalachian St.	95 64	147	A	South Alabama	74 81	196	H	Troy	66 84	
196	H	Troy	66 84	30	A	Michigan St.	53 75	87	N	South Carolina	55 101					
97	A	Radford	64 79	184	A	Cincinnati	64 77									

Non-Div I Games:

ETSU

Average RPI Win:	243	WON-LOST	WINNING	LAST 10	STRENGTH OF	OPP. STRENGTH	TEAM	ADJ.	CONF.	ADJ CONF.
Average RPI Loss:	127	RECORD	PCT. RANK	GAMES	SCHEDULE	OF SCHEDULE	RPI	RPI	RPI	RPI

DIV. I ONLY	5- 2	80	0- 1	304	140	177	177	8	8
DIV. I NON-CONF.	5- 2	80	0- 1	304	140	177	177	8	8

TOTALS	RPI 1-25	RPI 26-50	W-L RECORDS	RPI 51-100	RPI 101-150	RPI 150+			
5- 2	0- 0	0- 0	OVERALL	1- 1	0- 0	4- 1			
5- 0	0- 0	0- 0	HOME	1- 0	0- 0	4- 0			
0- 2	0- 0	0- 0	AWAY	0- 1	0- 0	0- 1			
0- 0	0- 0	0- 0	NEUTRAL	0- 0	0- 0	0- 0			
5- 2	0- 0	0- 0	NON-CONFERENCE	1- 1	0- 0	4- 1			
5- 0	0- 0	0- 0	HOME	1- 0	0- 0	4- 0			
0- 2	0- 0	0- 0	AWAY	0- 1	0- 0	0- 1			
0- 0	0- 0	0- 0	NEUTRAL	0- 0	0- 0	0- 0			
0- 0	0- 0	0- 0	CONFERENCE	0- 0	0- 0	0- 0			
0- 0	0- 0	0- 0	HOME	0- 0	0- 0	0- 0			
0- 0	0- 0	0- 0	AWAY	0- 0	0- 0	0- 0			
0- 0	0- 0	0- 0	NEUTRAL	0- 0	0- 0	0- 0			

RPI 1-25				RPI 26-50				RPI 51-100				RPI 101+ Team's RPI: 177			
RPI	S	Opponent	Score	RPI	S	Opponent	Score	RPI	S	Opponent	Score	RPI	S	Opponent	Score
								74	A	Charlotte	46 52	180	A	William & Mary	43 63
								94	H	Wake Forest	70 61	212	H	Monmouth	73 67
												244	H	Kennesaw St.	68 56
												332	H	Grand Canyon	59 47
												334	H	UMES	84 69

LAST 12 Division I GAMES:															
								74	A	Charlotte	46 52	94	H	Wake Forest	70 61
								180	A	William & Mary	43 63	244	H	Kennesaw St.	68 56
												332	H	Grand Canyon	59 47
												212	H	Monmouth	73 67
												334	H	UMES	84 69

Non-Div I Games:

East Carolina

Average RPI Win:	286	WON-LOST	WINNING	LAST 10	STRENGTH OF	OPP. STRENGTH	TEAM	ADJ.	CONF.	ADJ CONF.
Average RPI Loss:	148	RECORD	PCT. RANK	GAMES	SCHEDULE	OF SCHEDULE	RPI	RPI	RPI	RPI
DIV. I ONLY	2- 4	237	0- 1	200	245	230	230	20	20	
DIV. I NON-CONF.	2- 4	237	0- 1	200	245	230	230	20	20	
<hr/>										
TOTALS	RPI 1-25	RPI 26-50	W-L RECORDS	RPI 51-100	RPI 101-150	RPI 150+				
2- 4	0- 0	0- 0	OVERALL	0- 1	0- 1	2- 2				
1- 0	0- 0	0- 0	HOME	0- 0	0- 0	1- 0				
0- 4	0- 0	0- 0	AWAY	0- 1	0- 1	0- 2				
1- 0	0- 0	0- 0	NEUTRAL	0- 0	0- 0	1- 0				
2- 4	0- 0	0- 0	NON-CONFERENCE	0- 1	0- 1	2- 2				
1- 0	0- 0	0- 0	HOME	0- 0	0- 0	1- 0				
0- 4	0- 0	0- 0	AWAY	0- 1	0- 1	0- 2				
1- 0	0- 0	0- 0	NEUTRAL	0- 0	0- 0	1- 0				
0- 0	0- 0	0- 0	CONFERENCE	0- 0	0- 0	0- 0				
0- 0	0- 0	0- 0	HOME	0- 0	0- 0	0- 0				
0- 0	0- 0	0- 0	AWAY	0- 0	0- 0	0- 0				
0- 0	0- 0	0- 0	NEUTRAL	0- 0	0- 0	0- 0				

RPI 1-25				RPI 26-50				RPI 51-100				RPI 101+ Team's RPI : 230					
RPI	S	Opponent	Score	RPI	S	Opponent	Score	RPI	S	Opponent	Score	RPI	S	Opponent	Score		
								64	A	Butler	37	72	113	A	Bradley	64	67
												157	A	Southern Ill.	59	73	
												249	N	Western Ill.	64	62	
												256	A	Valparaiso	60	62	
												323	H	Purdue Fort Wayne	72	63	
LAST 12 Division I GAMES:																	
249	N	Western Ill.	64	62	157	A	Southern Ill.	59	73								
256	A	Valparaiso	60	62													
113	A	Bradley	64	67													
323	H	Purdue Fort Wayne	72	63													
64	A	Butler	37	72													

Non-Div I Games: Lincoln Christian 97 34 Oakland City 102 43

Eastern III.

Average RPI Win:	0	WON-LOST	WINNING	LAST 10	STRENGTH OF	OPP. STRENGTH	TEAM	ADJ.	CONF.	ADJ CONF.
Average RPI Loss:	164	RECORD	PCT. RANK	GAMES	SCHEDULE	OF SCHEDULE	RPI	RPI	RPI	RPI
DIV. I ONLY	0- 8	327	0- 1	20	336	263	263	20	20	
DIV. I NON-CONF.	0- 8	327	0- 1	20	336	263	263	20	20	

TOTALS	RPI 1-25	RPI 26-50	W-L RECORDS	RPI 51-100	RPI 101-150	RPI 150+				
0- 8	0- 1	0- 0	OVERALL	0- 1	0- 1	0- 5				
0- 2	0- 0	0- 0	HOME	0- 0	0- 0	0- 2				
0- 4	0- 0	0- 0	AWAY	0- 1	0- 1	0- 2				
0- 2	0- 1	0- 0	NEUTRAL	0- 0	0- 0	0- 1				
0- 8	0- 1	0- 0	NON-CONFERENCE	0- 1	0- 1	0- 5				
0- 2	0- 0	0- 0	HOME	0- 0	0- 0	0- 2				
0- 4	0- 0	0- 0	AWAY	0- 1	0- 1	0- 2				
0- 2	0- 1	0- 0	NEUTRAL	0- 0	0- 0	0- 1				
0- 0	0- 0	0- 0	CONFERENCE	0- 0	0- 0	0- 0				
0- 0	0- 0	0- 0	HOME	0- 0	0- 0	0- 0				
0- 0	0- 0	0- 0	AWAY	0- 0	0- 0	0- 0				
0- 0	0- 0	0- 0	NEUTRAL	0- 0	0- 0	0- 0				

RPI 1-25				RPI 26-50				RPI 51-100				RPI 101+ Team's RPI: 263			
RPI	S	Opponent	Score	RPI	S	Opponent	Score	RPI	S	Opponent	Score	RPI	S	Opponent	Score
22	N	Florida St.	45 62					82	A	Ohio	60 100	112	A	Miami (OH)	44 60
												167	H	George Mason	75 91
												190	H	Saint Louis	43 70
												209	N	West Virginia	39 81
												220	A	Akron	54 63
												309	A	Western Mich.	53 64

LAST 12 Division I GAMES:															
209	N	West Virginia	39 81	167	H	George Mason	75 91	220	A	Akron	54 63	309	A	Western Mich.	53 64
190	H	Saint Louis	43 70	22	N	Florida St.	45 62	82	A	Ohio	60 100	112	A	Miami (OH)	44 60

Non-Div I Games: Ky. Christian 90 35

Eastern Ky.

Average RPI	Win:	271	WON-LOST	WINNING	LAST 10	STRENGTH OF	OPP. STRENGTH	TEAM	ADJ.	CONF.	ADJ CONF.
Average RPI	Loss:	73	RECORD	PCT. RANK	GAMES	SCHEDULE	OF SCHEDULE	RPI	RPI	RPI	RPI
DIV. I ONLY		5- 2		80	1- 0	292	134	170	170	10	10
DIV. I NON-CONF.		5- 2		80	1- 0	292	134	170	170	10	10

TOTALS	RPI 1-25		RPI 26-50		W-L RECORDS	RPI 51-100		RPI 101-150		RPI 150+	
5- 2	0- 1		0- 0		OVERALL	0- 0		0- 1		5- 0	
4- 0	0- 0		0- 0		HOME	0- 0		0- 0		4- 0	
1- 1	0- 0		0- 0		AWAY	0- 0		0- 1		1- 0	
0- 1	0- 1		0- 0		NEUTRAL	0- 0		0- 0		0- 0	
5- 2	0- 1		0- 0		NON-CONFERENCE	0- 0		0- 1		5- 0	
4- 0	0- 0		0- 0		HOME	0- 0		0- 0		4- 0	
1- 1	0- 0		0- 0		AWAY	0- 0		0- 1		1- 0	
0- 1	0- 1		0- 0		NEUTRAL	0- 0		0- 0		0- 0	
0- 0	0- 0		0- 0		CONFERENCE	0- 0		0- 0		0- 0	
0- 0	0- 0		0- 0		HOME	0- 0		0- 0		0- 0	
0- 0	0- 0		0- 0		AWAY	0- 0		0- 0		0- 0	
0- 0	0- 0		0- 0		NEUTRAL	0- 0		0- 0		0- 0	

RPI 1-25				RPI 26-50				RPI 51-100				RPI 101+ Team's RPI: 170			
RPI	S	Opponent	Score	RPI	S	Opponent	Score	RPI	S	Opponent	Score	RPI	S	Opponent	Score
8	N	Iowa St.	59 85									137	A	Illinois	66 72
												218	H	UIC	52 38
												254	H	Illinois St.	50 41
												277	H	Cleveland St.	69 63
												281	H	Detroit Mercy	60 53
												323	A	Purdue Fort Wayne	87 72

LAST 12 Division I GAMES:															
323	A	Purdue Fort Wayne	87 72	254	H	Illinois St.	50 41								
281	H	Detroit Mercy	60 53	277	H	Cleveland St.	69 63								
137	A	Illinois	66 72												
218	H	UIC	52 38												
8	N	Iowa St.	59 85												

Non-Div I Games:

Eastern Mich.

Average RPI	Win:	0	WON-LOST	WINNING	LAST 10	STRENGTH OF	OPP. STRENGTH	TEAM	ADJ.	CONF.	ADJ CONF.
Average RPI	Loss:	129	RECORD	PCT. RANK	GAMES	SCHEDULE	OF SCHEDULE	RPI	RPI	RPI	RPI
DIV. I ONLY		0- 6		327	0- 1	51	247	279	279	11	11
DIV. I NON-CONF.		0- 6		327	0- 1	51	247	279	279	11	11

TOTALS	RPI 1-25		RPI 26-50		W-L RECORDS	RPI 51-100		RPI 101-150		RPI 150+	
0- 6	0- 1		0- 0		OVERALL	0- 2		0- 2		0- 1	
0- 3	0- 1		0- 0		HOME	0- 1		0- 1		0- 0	
0- 3	0- 0		0- 0		AWAY	0- 1		0- 1		0- 1	
0- 0	0- 0		0- 0		NEUTRAL	0- 0		0- 0		0- 0	
0- 6	0- 1		0- 0		NON-CONFERENCE	0- 2		0- 2		0- 1	
0- 3	0- 1		0- 0		HOME	0- 1		0- 1		0- 0	
0- 3	0- 0		0- 0		AWAY	0- 1		0- 1		0- 1	
0- 0	0- 0		0- 0		NEUTRAL	0- 0		0- 0		0- 0	
0- 0	0- 0		0- 0		CONFERENCE	0- 0		0- 0		0- 0	
0- 0	0- 0		0- 0		HOME	0- 0		0- 0		0- 0	
0- 0	0- 0		0- 0		AWAY	0- 0		0- 0		0- 0	
0- 0	0- 0		0- 0		NEUTRAL	0- 0		0- 0		0- 0	

RPI 1-25				RPI 26-50				RPI 51-100				RPI 101+ Team's RPI: 279			
RPI	S	Opponent	Score	RPI	S	Opponent	Score	RPI	S	Opponent	Score	RPI	S	Opponent	Score
16	H	Gonzaga	51 63					88	A	BYU	65 80	117	A	Boise St.	55 67
								98	H	Utah	51 95	141	H	Fresno St.	58 68
												315	A	Cal Poly	55 59

LAST 12 Division I GAMES:															
88	A	BYU	65 80	117	A	Boise St.	55 67	141	H	Fresno St.	58 68	315	A	Cal Poly	55 59
16	H	Gonzaga	51 63	98	H	Utah	51 95								

Non-Div I Games: Eastern Ore. 66 45

Eastern Wash.

Average RPI	Win: 327	WON-LOST RECORD	WINNING PCT. RANK	LAST 10 GAMES	STRENGTH OF SCHEDULE	OPP. STRENGTH OF SCHEDULE	TEAM RPI	ADJ. RPI	CONF. RPI	ADJ CONF. RPI
Average RPI	Loss: 256									
DIV. I ONLY		1- 7	307	0- 1	347	277	347	347	14	14
DIV. I NON-CONF.		1- 7	307	0- 1	347	277	347	347	14	14

TOTALS	RPI 1-25		RPI 26-50		W-L RECORDS		RPI 51-100		RPI 101-150	RPI 150+
1- 7	0- 0		0- 0		OVERALL		0- 0		0- 0	1- 7
0- 4	0- 0		0- 0		HOME		0- 0		0- 0	0- 4
1- 3	0- 0		0- 0		AWAY		0- 0		0- 0	1- 3
0- 0	0- 0		0- 0		NEUTRAL		0- 0		0- 0	0- 0
1- 7	0- 0		0- 0		NON-CONFERENCE		0- 0		0- 0	1- 7
0- 4	0- 0		0- 0		HOME		0- 0		0- 0	0- 4
1- 3	0- 0		0- 0		AWAY		0- 0		0- 0	1- 3
0- 0	0- 0		0- 0		NEUTRAL		0- 0		0- 0	0- 0
0- 0	0- 0		0- 0		CONFERENCE		0- 0		0- 0	0- 0
0- 0	0- 0		0- 0		HOME		0- 0		0- 0	0- 0
0- 0	0- 0		0- 0		AWAY		0- 0		0- 0	0- 0
0- 0	0- 0		0- 0		NEUTRAL		0- 0		0- 0	0- 0

RPI 1-25				RPI 26-50				RPI 51-100				RPI 101+ Team's RPI: 347			
RPI	S	Opponent	Score	RPI	S	Opponent	Score	RPI	S	Opponent	Score	RPI	S	Opponent	Score
												198	H	Southeast Mo. St.	50 54
												211	H	SIUE	45 54
												217	A	Morehead St.	63 85
												218	H	UIC	54 62
												310	A	Murray St.	53 81
												312	A	Marshall	65 72
												323	H	Purdue Fort Wayne	66 72
												327	A	Chicago St.	67 58
LAST 12 Division I GAMES:															
				217	A	Morehead St.	63 85	198	H	Southeast Mo. St.	50 54	218	H	UIC	54 62
				312	A	Marshall	65 72								
				323	H	Purdue Fort Wayne	66 72								
				211	H	SIUE	45 54								
				327	A	Chicago St.	67 58								
				310	A	Murray St.	53 81								

Non-Div I Games:

Average RPI Win:	225	WON-LOST	WINNING	LAST 10	STRENGTH OF	OPP. STRENGTH	TEAM	ADJ.	CONF.	ADJ CONF.
Average RPI Loss:	14	RECORD	PCT. RANK	GAMES	SCHEDULE	OF SCHEDULE	RPI	RPI	RPI	RPI
DIV. I ONLY	5- 2	80	1- 0	234	39	95	95	26	26	
DIV. I NON-CONF.	5- 2	80	1- 0	234	39	95	95	26	26	

TOTALS	RPI 1-25	RPI 26-50	W-L RECORDS	RPI 51-100	RPI 101-150	RPI 150+				
5- 2	0- 2	0- 0	OVERALL	0- 0	2- 0	3- 0				
2- 0	0- 0	0- 0	HOME	0- 0	1- 0	1- 0				
2- 1	0- 1	0- 0	AWAY	0- 0	0- 0	2- 0				
1- 1	0- 1	0- 0	NEUTRAL	0- 0	1- 0	0- 0				
5- 2	0- 2	0- 0	NON-CONFERENCE	0- 0	2- 0	3- 0				
2- 0	0- 0	0- 0	HOME	0- 0	1- 0	1- 0				
2- 1	0- 1	0- 0	AWAY	0- 0	0- 0	2- 0				
1- 1	0- 1	0- 0	NEUTRAL	0- 0	1- 0	0- 0				
0- 0	0- 0	0- 0	CONFERENCE	0- 0	0- 0	0- 0				
0- 0	0- 0	0- 0	HOME	0- 0	0- 0	0- 0				
0- 0	0- 0	0- 0	AWAY	0- 0	0- 0	0- 0				
0- 0	0- 0	0- 0	NEUTRAL	0- 0	0- 0	0- 0				

RPI	S	Opponent	Score
7	A	South Dakota St.	62 80
21	N	Stanford	65 88

RPI	S	Opponent	Score

RPI	S	Opponent	Score

RPI	S	Opponent	Score
138	H	Houston	76 71
142	N	American	90 71
245	A	Saint Francis (PA)	83 69
273	A	Hawaii	73 67
326	H	FIU	100 58

LAST 12 Division I GAMES:

7	A	South Dakota St.	62	80	245	A	Saint Francis (PA)	83	69
					138	H	Houston	76	71
					142	N	American	90	71
					273	A	Hawaii	73	67
					21	N	Stanford	65	88
					326	H	FIU	100	58

Non-Div I Games: Fla. Memorial 99 68

FGCU

F
I
UF
I
U

FIU

Average RPI Win:	318	WON-LOST	WINNING	LAST 10	STRENGTH OF	OPP. STRENGTH	TEAM	ADJ.	CONF.	ADJ CONF.
Average RPI Loss:	142	RECORD	PCT. RANK	GAMES	SCHEDULE	OF SCHEDULE	RPI	RPI	RPI	RPI
DIV. I ONLY	2- 7	275	0- 1	137	294	260	260	28	28	
DIV. I NON-CONF.	2- 7	275	0- 1	137	294	260	260	28	28	

TOTALS	RPI 1-25	RPI 26-50	W-L RECORDS	RPI 51-100	RPI 101-150	RPI 150+				
2- 7	0- 0	0- 1	OVERALL	0- 2	0- 0	2- 4				
1- 2	0- 0	0- 1	HOME	0- 0	0- 0	1- 1				
1- 3	0- 0	0- 0	AWAY	0- 1	0- 0	1- 2				
0- 2	0- 0	0- 0	NEUTRAL	0- 1	0- 0	0- 1				
2- 7	0- 0	0- 1	NON-CONFERENCE	0- 2	0- 0	2- 4				
1- 2	0- 0	0- 1	HOME	0- 0	0- 0	1- 1				
1- 3	0- 0	0- 0	AWAY	0- 1	0- 0	1- 2				
0- 2	0- 0	0- 0	NEUTRAL	0- 1	0- 0	0- 1				
0- 0	0- 0	0- 0	CONFERENCE	0- 0	0- 0	0- 0				
0- 0	0- 0	0- 0	HOME	0- 0	0- 0	0- 0				
0- 0	0- 0	0- 0	AWAY	0- 0	0- 0	0- 0				
0- 0	0- 0	0- 0	NEUTRAL	0- 0	0- 0	0- 0				

RPI 1-25				RPI 26-50				RPI 51-100				RPI 101+				Team's RPI: 260
RPI	S	Opponent	Score	RPI	S	Opponent	Score	RPI	S	Opponent	Score	RPI	S	Opponent	Score	
				26	H	Northeastern	50 59	57	A	Xavier	35 48	180	H	William & Mary	54 60	
								61	N	Bucknell	54 77	203	N	Massachusetts	49 59	
												231	A	Dartmouth	46 59	
												234	A	Brown	49 68	
												286	A	Richmond	58 40	
												350	H	LIU Brooklyn	71 43	
LAST 12 Division I GAMES:																
				203	N	Massachusetts	49 59	231	A	Dartmouth	46 59					
				61	N	Bucknell	54 77	26	H	Northeastern	50 59					
				234	A	Brown	49 68	180	H	William & Mary	54 60					
				57	A	Xavier	35 48									
				350	H	LIU Brooklyn	71 43									
				286	A	Richmond	58 40									

Non-Div I Games:

Fairfield

Average RPI	Win:	342	WON-LOST	WINNING	LAST 10	STRENGTH OF	OPP. STRENGTH	TEAM	ADJ.	CONF.	ADJ CONF.
Average RPI	Loss:	251	RECORD	PCT. RANK	GAMES	SCHEDULE	OF SCHEDULE	RPI	RPI	RPI	RPI
DIV. I ONLY		1- 7		307	0- 1	255	350	340	340	31	31
DIV. I NON-CONF.		1- 7		307	0- 1	255	350	340	340	31	31

TOTALS	RPI 1-25		RPI 26-50		W-L RECORDS	RPI 51-100		RPI 101-150		RPI 150+	
1- 7	0- 0		0- 0		OVERALL	0- 0		0- 1		1- 6	
1- 2	0- 0		0- 0		HOME	0- 0		0- 0		1- 2	
0- 5	0- 0		0- 0		AWAY	0- 0		0- 1		0- 4	
0- 0	0- 0		0- 0		NEUTRAL	0- 0		0- 0		0- 0	
1- 7	0- 0		0- 0		NON-CONFERENCE	0- 0		0- 1		1- 6	
1- 2	0- 0		0- 0		HOME	0- 0		0- 0		1- 2	
0- 5	0- 0		0- 0		AWAY	0- 0		0- 1		0- 4	
0- 0	0- 0		0- 0		NEUTRAL	0- 0		0- 0		0- 0	
0- 0	0- 0		0- 0		CONFERENCE	0- 0		0- 0		0- 0	
0- 0	0- 0		0- 0		HOME	0- 0		0- 0		0- 0	
0- 0	0- 0		0- 0		AWAY	0- 0		0- 0		0- 0	
0- 0	0- 0		0- 0		NEUTRAL	0- 0		0- 0		0- 0	

RPI 1-25				RPI 26-50				RPI 51-100				RPI 101+				Team's RPI: 340
RPI	S	Opponent	Score	RPI	S	Opponent	Score	RPI	S	Opponent	Score	RPI	S	Opponent	Score	
												116	A	Stony Brook	49	63
												163	A	Air Force	37	85
												271	H	Howard	58	79
												284	A	Colgate	52	71
												300	A	Army West Point	40	62
												302	A	Binghamton	54	73
												321	H	Lafayette	57	63
												342	H	NJIT	64	43

LAST 12 Division I GAMES:																
				163	A	Air Force	37	85	116	A	Stony Brook	49	63			
				321	H	Lafayette	57	63	300	A	Army West Point	40	62			
									284	A	Colgate	52	71			
									302	A	Binghamton	54	73			
									271	H	Howard	58	79			
									342	H	NJIT	64	43			

Non-Div I Games: Rutgers-Newark 97 51

Fairleigh Dickinson

Average RPI	Win: 299	WON-LOST	WINNING	LAST 10	STRENGTH OF	OPP. STRENGTH	TEAM	ADJ.	CONF.	ADJ CONF.
Average RPI	Loss: 132	RECORD	PCT. RANK	GAMES	SCHEDULE	OF SCHEDULE	RPI	RPI	RPI	RPI
DIV. I ONLY	3- 5	217	0- 1	177	252	246	246	18	18	
DIV. I NON-CONF.	3- 5	217	0- 1	177	252	246	246	18	18	

TOTALS	RPI 1-25	RPI 26-50	W-L RECORDS	RPI 51-100	RPI 101-150	RPI 150+				
3- 5	0- 0	0- 1	OVERALL	0- 0	0- 1	3- 3				
2- 3	0- 0	0- 0	HOME	0- 0	0- 1	2- 2				
1- 2	0- 0	0- 1	AWAY	0- 0	0- 0	1- 1				
0- 0	0- 0	0- 0	NEUTRAL	0- 0	0- 0	0- 0				
3- 5	0- 0	0- 1	NON-CONFERENCE	0- 0	0- 1	3- 3				
2- 3	0- 0	0- 0	HOME	0- 0	0- 1	2- 2				
1- 2	0- 0	0- 1	AWAY	0- 0	0- 0	1- 1				
0- 0	0- 0	0- 0	NEUTRAL	0- 0	0- 0	0- 0				
0- 0	0- 0	0- 0	CONFERENCE	0- 0	0- 0	0- 0				
0- 0	0- 0	0- 0	HOME	0- 0	0- 0	0- 0				
0- 0	0- 0	0- 0	AWAY	0- 0	0- 0	0- 0				
0- 0	0- 0	0- 0	NEUTRAL	0- 0	0- 0	0- 0				

RPI 1-25				RPI 26-50				RPI 51-100				RPI 101+ Team's RPI: 246			
RPI	S	Opponent	Score	RPI	S	Opponent	Score	RPI	S	Opponent	Score	RPI	S	Opponent	Score
				29	A	Tulane	45 88					113	H	Bradley	59 80
												172	A	Little Rock	38 61
												173	H	Georgia St.	59 75
												174	H	Hampton	68 72
												286	H	Richmond	69 55
												290	A	Siena	70 66
												321	H	Lafayette	53 49
LAST 12 Division I GAMES:															
113	H	Bradley	59 80	286	H	Richmond	69 55	172	A	Little Rock	38 61				
290	A	Siena	70 66	173	H	Georgia St.	59 75	174	H	Hampton	68 72				
29	A	Tulane	45 88												
321	H	Lafayette	53 49												

Non-Div I Games:

Fla. Atlantic

Average RPI Win:	259	WON-LOST	WINNING	LAST 10	STRENGTH OF	OPP. STRENGTH	TEAM	ADJ.	CONF.	ADJ CONF.
Average RPI Loss:	88	RECORD	PCT. RANK	GAMES	SCHEDULE	OF SCHEDULE	RPI	RPI	RPI	RPI
DIV. I ONLY	3- 6	237	1- 0	40	199	195	195	5	5	
DIV. I NON-CONF.	3- 6	237	1- 0	40	199	195	195	5	5	

TOTALS	RPI 1-25	RPI 26-50	W-L RECORDS	RPI 51-100	RPI 101-150	RPI 150+				
3- 6	0- 2	0- 1	OVERALL	0- 1	0- 1	3- 1				
3- 3	0- 0	0- 1	HOME	0- 1	0- 0	3- 1				
0- 3	0- 2	0- 0	AWAY	0- 0	0- 1	0- 0				
0- 0	0- 0	0- 0	NEUTRAL	0- 0	0- 0	0- 0				
3- 6	0- 2	0- 1	NON-CONFERENCE	0- 1	0- 1	3- 1				
3- 3	0- 0	0- 1	HOME	0- 1	0- 0	3- 1				
0- 3	0- 2	0- 0	AWAY	0- 0	0- 1	0- 0				
0- 0	0- 0	0- 0	NEUTRAL	0- 0	0- 0	0- 0				
0- 0	0- 0	0- 0	CONFERENCE	0- 0	0- 0	0- 0				
0- 0	0- 0	0- 0	HOME	0- 0	0- 0	0- 0				
0- 0	0- 0	0- 0	AWAY	0- 0	0- 0	0- 0				
0- 0	0- 0	0- 0	NEUTRAL	0- 0	0- 0	0- 0				

RPI 1-25				RPI 26-50				RPI 51-100				RPI 101+ Team's RPI: 195			
RPI	S	Opponent	Score	RPI	S	Opponent	Score	RPI	S	Opponent	Score	RPI	S	Opponent	Score
15	A	Indiana	64 83	26	H	Northeastern	66 79	59	H	Northwestern	74 83	144	A	Mercer	82 92
22	A	Florida St.	56 63									189	H	Texas Tech	72 67
												248	H	Bethune-Cookman	64 53
												259	H	Gardner-Webb	58 60
												341	H	Florida A&M	62 38

LAST 12 Division I GAMES:															
189	H	Texas Tech	72 67	341	H	Florida A&M	62 38								
26	H	Northeastern	66 79	248	H	Bethune-Cookman	64 53								
15	A	Indiana	64 83	259	H	Gardner-Webb	58 60								
59	H	Northwestern	74 83												
144	A	Mercer	82 92												
22	A	Florida St.	56 63												

Non-Div I Games:

Florida

Average RPI Win: 0		WON-LOST RECORD		WINNING PCT. RANK		LAST 10 GAMES		STRENGTH OF SCHEDULE		OPP. STRENGTH OF SCHEDULE		TEAM RPI		ADJ. RPI		CONF. RPI		ADJ CONF. RPI	
Average RPI Loss: 211																			
DIV. I ONLY		0- 6		327		0- 1		257		270		341		341		32		32	
DIV. I NON-CONF.		0- 6		327		0- 1		257		270		341		341		32		32	
TOTALS		RPI 1-25		RPI 26-50		W-L RECORDS		RPI 51-100		RPI 101-150		RPI 150+							
0- 6		0- 1		0- 0		OVERALL		0- 0		0- 0		0- 5							
0- 1		0- 0		0- 0		HOME		0- 0		0- 0		0- 1							
0- 4		0- 1		0- 0		AWAY		0- 0		0- 0		0- 3							
0- 1		0- 0		0- 0		NEUTRAL		0- 0		0- 0		0- 1							
0- 6		0- 1		0- 0		NON-CONFERENCE		0- 0		0- 0		0- 5							
0- 1		0- 0		0- 0		HOME		0- 0		0- 0		0- 1							
0- 4		0- 1		0- 0		AWAY		0- 0		0- 0		0- 3							
0- 1		0- 0		0- 0		NEUTRAL		0- 0		0- 0		0- 1							
0- 0		0- 0		0- 0		CONFERENCE		0- 0		0- 0		0- 0							
0- 0		0- 0		0- 0		HOME		0- 0		0- 0		0- 0							
0- 0		0- 0		0- 0		AWAY		0- 0		0- 0		0- 0							
0- 0		0- 0		0- 0		NEUTRAL		0- 0		0- 0		0- 0							

RPI 1-25				RPI 26-50				RPI 51-100				RPI 101+ Team's RPI: 341			
RPI	S	Opponent	Score	RPI	S	Opponent	Score	RPI	S	Opponent	Score	RPI	S	Opponent	Score
12	A	Tennessee	31 96									195	A	Florida	38 62
												229	A	North Florida	53 64
												240	H	Jacksonville St.	31 62
												264	N	Omaha	50 57
												326	A	FIU	54 77

LAST 12 Division I GAMES:															
				240	H	Jacksonville St.	31 62	264	N	Omaha	50 57				
								195	A	Florida	38 62				
								326	A	FIU	54 77				
								12	A	Tennessee	31 96				
								229	A	North Florida	53 64				

Non-Div I Games: Edward Waters 70 64

Florida A&M

Average RPI Win:	163	WON-LOST	WINNING	LAST 10	STRENGTH OF	OPP. STRENGTH	TEAM	ADJ.	CONF.	ADJ CONF.
Average RPI Loss:	68	RECORD	PCT. RANK	GAMES	SCHEDULE	OF SCHEDULE	RPI	RPI	RPI	RPI
DIV. I ONLY	9- 1	19	1- 0	90	93	22	22	1	1	
DIV. I NON-CONF.	9- 1	19	1- 0	90	93	22	22	1	1	

TOTALS	RPI 1-25	RPI 26-50	W-L RECORDS	RPI 51-100	RPI 101-150	RPI 150+				
9- 1	1- 0	0- 0	OVERALL	1- 1	2- 0	5- 0				
5- 1	0- 0	0- 0	HOME	0- 1	1- 0	4- 0				
2- 0	0- 0	0- 0	AWAY	1- 0	1- 0	0- 0				
2- 0	1- 0	0- 0	NEUTRAL	0- 0	0- 0	1- 0				
9- 1	1- 0	0- 0	NON-CONFERENCE	1- 1	2- 0	5- 0				
5- 1	0- 0	0- 0	HOME	0- 1	1- 0	4- 0				
2- 0	0- 0	0- 0	AWAY	1- 0	1- 0	0- 0				
2- 0	1- 0	0- 0	NEUTRAL	0- 0	0- 0	1- 0				
0- 0	0- 0	0- 0	CONFERENCE	0- 0	0- 0	0- 0				
0- 0	0- 0	0- 0	HOME	0- 0	0- 0	0- 0				
0- 0	0- 0	0- 0	AWAY	0- 0	0- 0	0- 0				
0- 0	0- 0	0- 0	NEUTRAL	0- 0	0- 0	0- 0				

RPI	S	Opponent	Score
25	N	Iowa	71 67

RPI	S	Opponent	Score
-----	---	----------	-------

RPI	S	Opponent	Score
65	A	St. John's (NY)	57 53
68	H	LSU	45 58

RPI	S	Opponent	Score
109	H	Penn St.	87 58
144	A	Mercer	57 56
195	H	Florida	63 56
196	H	Troy	103 67
229	H	North Florida	74 53
238	H	Jacksonville	79 46
263	N	Eastern Ky.	62 45

LAST 12 Division I GAMES:

25	N	Iowa	71	67	68	H	LSU	45	58
65	A	St. John's (NY)	57	53	238	H	Jacksonville	79	46
144	A	Mercer	57	56	195	H	Florida	63	56
109	H	Penn St.	87	58	229	H	North Florida	74	53
263	N	Eastern Ky.	62	45	196	H	Troy	103	67

Non-Div I Games:

Florida St.

Average RPI Win:	230	WON-LOST	WINNING	LAST 10	STRENGTH OF	OPP. STRENGTH	TEAM	ADJ.	CONF.	ADJ CONF.
Average RPI Loss:	96	RECORD	PCT. RANK	GAMES	SCHEDULE	OF SCHEDULE	RPI	RPI	RPI	RPI
DIV. I ONLY	6- 5	158	0- 1	158	125	159	159	16	16	
DIV. I NON-CONF.	6- 5	158	0- 1	158	125	159	159	16	16	

TOTALS	RPI 1-25	RPI 26-50	W-L RECORDS	RPI 51-100	RPI 101-150	RPI 150+				
6- 5	0- 0	0- 2	OVERALL	2- 0	0- 2	4- 1				
4- 1	0- 0	0- 0	HOME	1- 0	0- 1	3- 0				
0- 3	0- 0	0- 1	AWAY	0- 0	0- 1	0- 1				
2- 1	0- 0	0- 1	NEUTRAL	1- 0	0- 0	1- 0				
6- 5	0- 0	0- 2	NON-CONFERENCE	2- 0	0- 2	4- 1				
4- 1	0- 0	0- 0	HOME	1- 0	0- 1	3- 0				
0- 3	0- 0	0- 1	AWAY	0- 0	0- 1	0- 1				
2- 1	0- 0	0- 1	NEUTRAL	1- 0	0- 0	1- 0				
0- 0	0- 0	0- 0	CONFERENCE	0- 0	0- 0	0- 0				
0- 0	0- 0	0- 0	HOME	0- 0	0- 0	0- 0				
0- 0	0- 0	0- 0	AWAY	0- 0	0- 0	0- 0				
0- 0	0- 0	0- 0	NEUTRAL	0- 0	0- 0	0- 0				

RPI 1-25				RPI 26-50				RPI 51-100				RPI 101+ Team's RPI: 159			
RPI	S	Opponent	Score	RPI	S	Opponent	Score	RPI	S	Opponent	Score	RPI	S	Opponent	Score
26	A	Northeastern	54 58	58	N	Washington	65 57	109	H	Penn St.	55 72				
42	N	Texas	54 72	74	H	Charlotte	71 64	133	A	Pittsburgh	62 65				
								168	A	Georgetown	38 58				
								283	H	Columbia	68 49				
								295	N	Ball St.	78 70				
								333	H	Manhattan	65 61				
								336	H	Wagner	80 59				
LAST 12 Division I GAMES:															
58	N	Washington	65 57	42	N	Texas	54 72								
283	H	Columbia	68 49	74	H	Charlotte	71 64								
133	A	Pittsburgh	62 65	109	H	Penn St.	55 72								
333	H	Manhattan	65 61	26	A	Northeastern	54 58								
168	A	Georgetown	38 58	336	H	Wagner	80 59								
295	N	Ball St.	78 70												

Non-Div I Games:

Fordham

Average RPI	Win: 245	WON-LOST	WINNING	LAST 10	STRENGTH OF	OPP. STRENGTH	TEAM	ADJ.	CONF.	ADJ CONF.
Average RPI	Loss: 88	RECORD	PCT. RANK	GAMES	SCHEDULE	OF SCHEDULE	RPI	RPI	RPI	RPI
DIV. I ONLY	4- 3	138	0- 1	205	159	141	141	9	9	
DIV. I NON-CONF.	4- 3	138	0- 1	205	159	141	141	9	9	

TOTALS	RPI 1-25	RPI 26-50	W-L RECORDS	RPI 51-100	RPI 101-150	RPI 150+				
4- 3	0- 0	0- 1	OVERALL	0- 1	0- 1	4- 0				
3- 0	0- 0	0- 0	HOME	0- 0	0- 0	3- 0				
1- 3	0- 0	0- 1	AWAY	0- 1	0- 1	1- 0				
0- 0	0- 0	0- 0	NEUTRAL	0- 0	0- 0	0- 0				
4- 3	0- 0	0- 1	NON-CONFERENCE	0- 1	0- 1	4- 0				
3- 0	0- 0	0- 0	HOME	0- 0	0- 0	3- 0				
1- 3	0- 0	0- 1	AWAY	0- 1	0- 1	1- 0				
0- 0	0- 0	0- 0	NEUTRAL	0- 0	0- 0	0- 0				
0- 0	0- 0	0- 0	CONFERENCE	0- 0	0- 0	0- 0				
0- 0	0- 0	0- 0	HOME	0- 0	0- 0	0- 0				
0- 0	0- 0	0- 0	AWAY	0- 0	0- 0	0- 0				
0- 0	0- 0	0- 0	NEUTRAL	0- 0	0- 0	0- 0				

RPI	S	Opponent	Score	RPI	S	Opponent	Score	RPI	S	Opponent	Score	RPI	S	Opponent	Score	Team's RPI: 141
45	A	UCLA	80 89	78	A	Southern Cal i forn i a	61 62	140	A	Northern Ari z.	73 86	187	H	Milwaukee	65 48	
								199	H	UT Ar l ington	70 61	279	A	Eastern Wash.	68 58	
								315	H	Cal Poly	76 58					

LAST 12 Divisi on I GAMES:																
78	A	Southern Cal i forn i a	61 62	45	A	UCLA	80 89									
199	H	UT Ar l ington	70 61	279	A	Eastern Wash.	68 58									
187	H	Milwaukee	65 48													
315	H	Cal Poly	76 58													
140	A	Northern Ari z.	73 86													

Non-Div I Games:

Fresno St.

Average RPI Win: **266**
 Average RPI Loss: **122**

WON-LOST
RECORD

WINNING
PCT. RANK

LAST 10
GAMES

STRENGTH OF
SCHEDULE

OPP. STRENGTH
OF SCHEDULE

TEAM
RPI

ADJ.
RPI

CONF.
RPI

ADJ CONF.
RPI

DIV. I ONLY	4- 4	161	1- 0	174	223	186	186	25	25
DIV. I NON-CONF.	4- 4	161	1- 0	174	223	186	186	25	25

TOTALS	RPI 1-25	RPI 26-50	W-L RECORDS	RPI 51-100	RPI 101-150	RPI 150+			
4- 4	0- 1	0- 0	OVERALL	0- 1	0- 0	4- 2			
3- 1	0- 0	0- 0	HOME	0- 1	0- 0	3- 0			
1- 3	0- 1	0- 0	AWAY	0- 0	0- 0	1- 2			
0- 0	0- 0	0- 0	NEUTRAL	0- 0	0- 0	0- 0			
4- 4	0- 1	0- 0	NON-CONFERENCE	0- 1	0- 0	4- 2			
3- 1	0- 0	0- 0	HOME	0- 1	0- 0	3- 0			
1- 3	0- 1	0- 0	AWAY	0- 0	0- 0	1- 2			
0- 0	0- 0	0- 0	NEUTRAL	0- 0	0- 0	0- 0			
0- 0	0- 0	0- 0	CONFERENCE	0- 0	0- 0	0- 0			
0- 0	0- 0	0- 0	HOME	0- 0	0- 0	0- 0			
0- 0	0- 0	0- 0	AWAY	0- 0	0- 0	0- 0			
0- 0	0- 0	0- 0	NEUTRAL	0- 0	0- 0	0- 0			

RPI 1-25				RPI 26-50				RPI 51-100				RPI 101+ Team's RPI: 186			
RPI	S	Opponent	Score	RPI	S	Opponent	Score	RPI	S	Opponent	Score	RPI	S	Opponent	Score
23	A	Mississippi St.	41 106					70	H	Middle Tenn.	71 78	151	A	Georgia	38 61
												175	H	UNC Asheville	58 47
												244	A	Kennesaw St.	63 74
												259	H	Gardner-Webb	70 57
												304	A	Col. of Charleston	70 67
												325	H	USC Upstate	78 67

LAST 12 Division I GAMES:															
259	H	Gardner-Webb	70 57	151	A	Georgia	38 61								
70	H	Middle Tenn.	71 78	175	H	UNC Asheville	58 47								
				304	A	Col. of Charleston	70 67								
				23	A	Mississippi St.	41 106								
				325	H	USC Upstate	78 67								
				244	A	Kennesaw St.	63 74								

Non-Div I Games:

Coker

71 42

Furman

Average RPI		Win: 299	WON-LOST RECORD	WINNING PCT. RANK	LAST 10 GAMES	STRENGTH OF SCHEDULE	OPP. STRENGTH OF SCHEDULE	TEAM RPI	ADJ. RPI	CONF. RPI	ADJ CONF. RPI
Loss: 150											
DIV. I ONLY			2- 5	255	0- 1	156	329	258	258	19	19
DIV. I NON-CONF.			2- 5	255	0- 1	156	329	258	258	19	19
TOTALS		RPI 1-25		RPI 26-50		W-L RECORDS	RPI 51-100	RPI 101-150		RPI 150+	
2- 5	0- 0			0- 1		OVERALL	0- 0	0- 2		2- 2	
1- 2	0- 0			0- 0		HOME	0- 0	0- 1		1- 1	
1- 3	0- 0			0- 1		AWAY	0- 0	0- 1		1- 1	
0- 0	0- 0			0- 0		NEUTRAL	0- 0	0- 0		0- 0	
2- 5	0- 0			0- 1		NON-CONFERENCE	0- 0	0- 2		2- 2	
1- 2	0- 0			0- 0		HOME	0- 0	0- 1		1- 1	
1- 3	0- 0			0- 1		AWAY	0- 0	0- 1		1- 1	
0- 0	0- 0			0- 0		NEUTRAL	0- 0	0- 0		0- 0	
0- 0	0- 0			0- 0		CONFERENCE	0- 0	0- 0		0- 0	
0- 0	0- 0			0- 0		HOME	0- 0	0- 0		0- 0	
0- 0	0- 0			0- 0		AWAY	0- 0	0- 0		0- 0	
0- 0	0- 0			0- 0		NEUTRAL	0- 0	0- 0		0- 0	

RPI	S	Opponent	Score
RPI 1-25			
37	A	Virginia Tech	49 78
RPI 26-50			
RPI 51-100			
RPI 101+			
116	A	Stony Brook	43 72
144	H	Mercer	72 79
207	H	Wofford	65 81
244	A	Kennesaw St.	59 78
248	H	Bethune-Cookman	77 76
349	A	Savannah St.	82 71

RPI	S	Opponent	Score
LAST 12 Division I GAMES:			
244	A	Kennesaw St.	59 78
248	H	Bethune-Cookman	77 76
116	A	Stony Brook	43 72
349	A	Savannah St.	82 71
144	H	Mercer	72 79

RPI	S	Opponent	Score
Team's RPI : 258			
37	A	Virginia Tech	49 78
207	H	Wofford	65 81

Non-Div I Games:

Ga. Southern

Average RPI	Win: 251	WON-LOST RECORD	WINNING PCT. RANK	LAST 10 GAMES	STRENGTH OF SCHEDULE	OPP. STRENGTH OF SCHEDULE	TEAM RPI	ADJ. RPI	CONF. RPI	ADJ CONF. RPI
Average RPI	Loss: 190									
DIV. I ONLY		2- 4	237	0- 1	196	305	259	259	29	29
DIV. I NON-CONF.		2- 4	237	0- 1	196	305	259	259	29	29
<hr/>										
TOTALS	RPI 1-25		RPI 26-50		W-L RECORDS		RPI 51-100		RPI 101-150	RPI 150+
2- 4	0- 0		0- 0		OVERALL		0- 0		0- 1	2- 3
1- 2	0- 0		0- 0		HOME		0- 0		0- 1	1- 1
1- 2	0- 0		0- 0		AWAY		0- 0		0- 0	1- 2
0- 0	0- 0		0- 0		NEUTRAL		0- 0		0- 0	0- 0
2- 4	0- 0		0- 0		NON-CONFERENCE		0- 0		0- 1	2- 3
1- 2	0- 0		0- 0		HOME		0- 0		0- 1	1- 1
1- 2	0- 0		0- 0		AWAY		0- 0		0- 0	1- 2
0- 0	0- 0		0- 0		NEUTRAL		0- 0		0- 0	0- 0
0- 0	0- 0		0- 0		CONFERENCE		0- 0		0- 0	0- 0
0- 0	0- 0		0- 0		HOME		0- 0		0- 0	0- 0
0- 0	0- 0		0- 0		AWAY		0- 0		0- 0	0- 0
0- 0	0- 0		0- 0		NEUTRAL		0- 0		0- 0	0- 0

RPI 1-25				RPI 26-50				RPI 51-100				RPI 101+ Team's RPI: 259			
RPI	S	Opponent	Score	RPI	S	Opponent	Score	RPI	S	Opponent	Score	RPI	S	Opponent	Score
												148	H	Mt. St. Mary's	62 69
												186	A	Furman	57 70
												195	A	Florida	60 58
												207	A	Wofford	53 59
												217	H	Morehead St.	69 84
												306	H	Davi dson	54 49
<hr/>															
LAST 12 Division I GAMES:															
				217	H	Morehead St.	69 84	186	A	Furman	57 70				
				195	A	Florida	60 58	148	H	Mt. St. Mary's	62 69				
								207	A	Wofford	53 59				
								306	H	Davi dson	54 49				

Non-Div I Games: Pfeiffer 82 46 Warren Wilson 100 37

Gardner-Webb

Average RPI Win:	243	WON-LOST	WINNING	LAST 10	STRENGTH OF	OPP. STRENGTH	TEAM	ADJ.	CONF.	ADJ CONF.
Average RPI Loss:	143	RECORD	PCT. RANK	GAMES	SCHEDULE	OF SCHEDULE	RPI	RPI	RPI	RPI
DIV. I ONLY	6- 4	127	1- 0	288	161	167	167	16	16	
DIV. I NON-CONF.	6- 4	127	1- 0	288	161	167	167	16	16	

TOTALS	RPI 1-25	RPI 26-50	W-L RECORDS	RPI 51-100	RPI 101-150	RPI 150+				
6- 4	0- 0	0- 0	OVERALL	0- 1	0- 2	6- 1				
3- 0	0- 0	0- 0	HOME	0- 0	0- 0	3- 0				
3- 4	0- 0	0- 0	AWAY	0- 1	0- 2	3- 1				
0- 0	0- 0	0- 0	NEUTRAL	0- 0	0- 0	0- 0				
6- 4	0- 0	0- 0	NON-CONFERENCE	0- 1	0- 2	6- 1				
3- 0	0- 0	0- 0	HOME	0- 0	0- 0	3- 0				
3- 4	0- 0	0- 0	AWAY	0- 1	0- 2	3- 1				
0- 0	0- 0	0- 0	NEUTRAL	0- 0	0- 0	0- 0				
0- 0	0- 0	0- 0	CONFERENCE	0- 0	0- 0	0- 0				
0- 0	0- 0	0- 0	HOME	0- 0	0- 0	0- 0				
0- 0	0- 0	0- 0	AWAY	0- 0	0- 0	0- 0				
0- 0	0- 0	0- 0	NEUTRAL	0- 0	0- 0	0- 0				

RPI 1-25				RPI 26-50				RPI 51-100				RPI 101+				Team's RPI: 167
RPI	S	Opponent	Score	RPI	S	Opponent	Score	RPI	S	Opponent	Score	RPI	S	Opponent	Score	
								58	A	Washington	52 81	102	A	Kansas	56 77	
												142	A	American	71 86	
												163	A	Air Force	78 71	
												206	H	Delaware	72 46	
												225	A	UMKC	91 84	
												263	A	Eastern Ky.	91 75	
												271	A	Howard	59 73	
												284	H	Colgate	64 61	
												314	H	Loyola Maryland	70 38	
LAST 12 Division I GAMES:																
263	A	Eastern Ky.	91 75	225	A	UMKC	91 84									
206	H	Delaware	72 46	102	A	Kansas	56 77									
58	A	Washington	52 81	284	H	Colgate	64 61									
271	A	Howard	59 73	142	A	American	71 86									
				163	A	Air Force	78 71									
				314	H	Loyola Maryland	70 38									

Non-Div I Games:

George Mason

Average RPI Win: 176		WON-LOST	WINNING	LAST 10	STRENGTH OF		OPP. STRENGTH	TEAM	ADJ.	CONF.	ADJ CONF.
Average RPI Loss: 104		RECORD	PCT. RANK	GAMES	SCHEDULE		OF SCHEDULE	RPI	RPI	RPI	RPI
DIV. I ONLY		2- 8	287	0- 1	36		160	215	215	16	16
DIV. I NON-CONF.		2- 8	287	0- 1	36		160	215	215	16	16

TOTALS		RPI 1-25	RPI 26-50		W-L RECORDS		RPI 51-100	RPI 101-150		RPI 150+	
2- 8	0- 1		0- 1		OVERALL		0- 3	0- 1		2- 2	
2- 3	0- 0		0- 1		HOME		0- 1	0- 0		2- 1	
0- 3	0- 0		0- 0		AWAY		0- 1	0- 1		0- 1	
0- 2	0- 1		0- 0		NEUTRAL		0- 1	0- 0		0- 0	
2- 8	0- 1		0- 1		NON-CONFERENCE		0- 3	0- 1		2- 2	
2- 3	0- 0		0- 1		HOME		0- 1	0- 0		2- 1	
0- 3	0- 0		0- 0		AWAY		0- 1	0- 1		0- 1	
0- 2	0- 1		0- 0		NEUTRAL		0- 1	0- 0		0- 0	
0- 0	0- 0		0- 0		CONFERENCE		0- 0	0- 0		0- 0	
0- 0	0- 0		0- 0		HOME		0- 0	0- 0		0- 0	
0- 0	0- 0		0- 0		AWAY		0- 0	0- 0		0- 0	
0- 0	0- 0		0- 0		NEUTRAL		0- 0	0- 0		0- 0	

RPI 1-25				RPI 26-50				RPI 51-100				RPI 101+ Team's RPI: 215			
RPI	S	Opponent	Score	RPI	S	Opponent	Score	RPI	S	Opponent	Score	RPI	S	Opponent	Score
4	N	NC State	61 69	47	H	Maryland	30 69	51	H	Villanova	45 60	103	A	James Madison	37 50
								66	N	Georgia Tech	55 70	161	H	Princeton	64 49
								99	A	South Fla.	30 63	191	H	Towson	76 63
												212	H	Monmouth	51 55
												253	A	Iona	43 52

LAST 12 Division I GAMES:															
99	A	South Fla.	30 63	253	A	Iona	43 52	51	H	Villanova	45 60	47	H	Maryland	30 69
212	H	Monmouth	51 55	161	H	Princeton	64 49	66	N	Georgia Tech	55 70	103	A	James Madison	37 50
191	H	Towson	76 63												
4	N	NC State	61 69												
66	N	Georgia Tech	55 70												

Non-Div I Games:

George Washington

Average RPI	Win:	245	WON-LOST	WINNING	LAST 10	STRENGTH OF	OPP. STRENGTH	TEAM	ADJ.	CONF.	ADJ CONF.
Average RPI	Loss:	62	RECORD	PCT. RANK	GAMES	SCHEDULE	OF SCHEDULE	RPI	RPI	RPI	RPI
DIV. I ONLY		5- 5		161	0- 1	103	145	168	168	4	4
DIV. I NON-CONF.		5- 5		161	0- 1	103	145	168	168	4	4

TOTALS	RPI 1-25		RPI 26-50		W-L RECORDS	RPI 51-100		RPI 101-150		RPI 150+	
5- 5	0- 2		0- 0		OVERALL	0- 1		1- 2		4- 0	
4- 2	0- 1		0- 0		HOME	0- 1		1- 0		3- 0	
1- 1	0- 0		0- 0		AWAY	0- 0		0- 1		1- 0	
0- 2	0- 1		0- 0		NEUTRAL	0- 0		0- 1		0- 0	
5- 5	0- 2		0- 0		NON-CONFERENCE	0- 1		1- 2		4- 0	
4- 2	0- 1		0- 0		HOME	0- 1		1- 0		3- 0	
1- 1	0- 0		0- 0		AWAY	0- 0		0- 1		1- 0	
0- 2	0- 1		0- 0		NEUTRAL	0- 0		0- 1		0- 0	
0- 0	0- 0		0- 0		CONFERENCE	0- 0		0- 0		0- 0	
0- 0	0- 0		0- 0		HOME	0- 0		0- 0		0- 0	
0- 0	0- 0		0- 0		AWAY	0- 0		0- 0		0- 0	
0- 0	0- 0		0- 0		NEUTRAL	0- 0		0- 0		0- 0	

RPI 1-25				RPI 26-50				RPI 51-100				RPI 101+ Team's RPI: 168			
RPI	S	Opponent	Score	RPI	S	Opponent	Score	RPI	S	Opponent	Score	RPI	S	Opponent	Score
4	H	NC State	65 76					81	H	VCU	45 47	103	A	James Madison	57 69
13	N	Baylor	46 67									111	N	Buffalo	64 73
												133	H	Pittsburgh	70 41
												159	H	Fordham	58 38
												286	A	Richmond	73 53
												314	H	Loyola Maryland	45 30
												334	H	UMES	74 55
LAST 12 Division I GAMES:															
159	H	Fordham	58 38	4	H	NC State	65 76								
13	N	Baylor	46 67	81	H	VCU	45 47								
111	N	Buffalo	64 73	334	H	UMES	74 55								
133	H	Pittsburgh	70 41	286	A	Richmond	73 53								
103	A	James Madison	57 69												
314	H	Loyola Maryland	45 30												

Non-Div I Games:

Georgetown

Average RPI Win: 239

Average RPI Loss: 53

WON-LOST
RECORDWINNING
PCT. RANKLAST 10
GAMESSTRENGTH OF
SCHEDULEOPP. STRENGTH
OF SCHEDULETEAM
RPIADJ.
RPICONF.
RPIADJ CONF.
RPIDIV. I ONLY
DIV. I NON-CONF.6- 3
6- 399
991- 0
1- 0225
225158
158151
151151
1515
55
5

TOTALS

RPI 1-25

RPI 26-50

W-L RECORDS

RPI 51-100

RPI 101-150

RPI 150+

6- 3
5- 0
0- 2
1- 10- 0
0- 0
0- 0
0- 00- 2
0- 0
0- 1
0- 1OVERALL
HOME
AWAY
NEUTRAL0- 1
0- 0
0- 1
0- 01- 0
1- 0
0- 0
0- 05- 0
4- 0
0- 0
1- 06- 3
5- 0
0- 2
1- 10- 0
0- 0
0- 0
0- 00- 2
0- 0
0- 1
0- 1NON-CONFERENCE
HOME
AWAY
NEUTRAL0- 1
0- 0
0- 1
0- 01- 0
1- 0
0- 0
0- 05- 0
4- 0
0- 0
1- 00- 0
0- 0
0- 0
0- 00- 0
0- 0
0- 0
0- 00- 0
0- 0
0- 0
0- 0CONFERENCE
HOME
AWAY
NEUTRAL0- 0
0- 0
0- 0
0- 00- 0
0- 0
0- 0
0- 00- 0
0- 0
0- 0
0- 0

RPI 1-25

RPI 26-50

RPI 51-100

RPI 101+

Team's RPI: 151

RPI S Opponent Score

RPI S Opponent Score

RPI S Opponent Score

RPI S Opponent Score

45 A UCLA 69 80
47 N Maryland 51 58

66 A Georgia Tech 53 63

144 H Mercer 67 60
183 H Winthrop 85 39
186 H Furman 61 38
236 H St. Bonaventure 67 40
339 N Morgan St. 60 33
346 H Charleston So. 83 75

LAST 12 Division I GAMES:

339 N Morgan St. 60 33
66 A Georgia Tech 53 63
45 A UCLA 69 80
183 H Winthrop 85 39
236 H St. Bonaventure 67 40186 H Furman 61 38
346 H Charleston So. 83 75
144 H Mercer 67 60
47 N Maryland 51 58

Non-Div I Games:

Georgia

Average RPI	Win:	303	WON-LOST	WINNING	LAST 10	STRENGTH OF	OPP. STRENGTH	TEAM	ADJ.	CONF.	ADJ CONF.
Average RPI	Loss:	90	RECORD	PCT. RANK	GAMES	SCHEDULE	OF SCHEDULE	RPI	RPI	RPI	RPI
DIV. I ONLY		3- 3		161	0- 1	186	274	173	173	19	19
DIV. I NON-CONF.		3- 3		161	0- 1	186	274	173	173	19	19
<hr/>											
TOTALS	RPI 1-25		RPI 26-50		W-L RECORDS	RPI 51-100		RPI 101-150		RPI 150+	
3- 3	0- 0		0- 0		OVERALL	0- 2		0- 1		3- 0	
1- 1	0- 0		0- 0		HOME	0- 1		0- 0		1- 0	
2- 2	0- 0		0- 0		AWAY	0- 1		0- 1		2- 0	
0- 0	0- 0		0- 0		NEUTRAL	0- 0		0- 0		0- 0	
3- 3	0- 0		0- 0		NON-CONFERENCE	0- 2		0- 1		3- 0	
1- 1	0- 0		0- 0		HOME	0- 1		0- 0		1- 0	
2- 2	0- 0		0- 0		AWAY	0- 1		0- 1		2- 0	
0- 0	0- 0		0- 0		NEUTRAL	0- 0		0- 0		0- 0	
0- 0	0- 0		0- 0		CONFERENCE	0- 0		0- 0		0- 0	
0- 0	0- 0		0- 0		HOME	0- 0		0- 0		0- 0	
0- 0	0- 0		0- 0		AWAY	0- 0		0- 0		0- 0	
0- 0	0- 0		0- 0		NEUTRAL	0- 0		0- 0		0- 0	

RPI 1-25				RPI 26-50				RPI 51-100				RPI 101+				Team's RPI: 173
RPI	S	Opponent	Score	RPI	S	Opponent	Score	RPI	S	Opponent	Score	RPI	S	Opponent	Score	
								66	H	Georgi a Tech	71 78	135	A	Ri ce	49 66	
								70	A	Mi ddl e Tenn.	54 69	246	A	Fla. Atlantic	75 59	
												326	A	FIU	67 61	
												337	H	UNC Greensboro	70 63	
<hr/>																
LAST 12 Division I GAMES:																
				66	H	Georgi a Tech	71 78	70	A	Mi ddl e Tenn.	54 69	135	A	Ri ce	49 66	
								326	A	FIU	67 61	246	A	Fla. Atlantic	75 59	
								337	H	UNC Greensboro	70 63					

Non-Div I Games:

Georgia St.

Average RPI Win: 199

Average RPI Loss: 93

WON-LOST
RECORDWINNING
PCT. RANKLAST 10
GAMESSTRENGTH OF
SCHEDULEOPP. STRENGTH
OF SCHEDULETEAM
RPIADJ.
RPICONF.
RPIADJ CONF.
RPIDIV. I ONLY
DIV. I NON-CONF.7- 2
7- 251
511- 0
1- 0217
21797
9766
6666
661
11
1

TOTALS

RPI 1-25

RPI 26-50

W-L RECORDS

RPI 51-100

RPI 101-150

RPI 150+

7- 2

0- 0

0- 1

OVERALL

1- 0

0- 1

6- 0

4- 0

0- 0

0- 0

HOME

0- 0

0- 0

4- 0

1- 2

0- 0

0- 1

AWAY

0- 0

0- 1

1- 0

2- 0

0- 0

0- 0

NEUTRAL

1- 0

0- 0

1- 0

7- 2

0- 0

0- 1

NON-CONFERENCE

1- 0

0- 1

6- 0

4- 0

0- 0

0- 0

HOME

0- 0

0- 0

4- 0

1- 2

0- 0

0- 1

AWAY

0- 0

0- 1

1- 0

2- 0

0- 0

0- 0

NEUTRAL

1- 0

0- 0

1- 0

0- 0

0- 0

0- 0

CONFERENCE

0- 0

0- 0

0- 0

0- 0

0- 0

0- 0

HOME

0- 0

0- 0

0- 0

0- 0

0- 0

0- 0

AWAY

0- 0

0- 0

0- 0

0- 0

0- 0

0- 0

NEUTRAL

0- 0

0- 0

0- 0

RPI 1-25

RPI 26-50

RPI 51-100

Team's RPI: 66

RPI 101+

RPI S Opponent Score

RPI S Opponent Score

47 A Maryland 54 67

RPI S Opponent Score

69 N Idaho St. 74 51

RPI S Opponent Score

138 A Houston 89 95

151 H Georgia 63 53

173 A Georgia St. 78 71

215 N George Washington 70 55

216 H Appalachian St. 71 53

241 H Alabama St. 69 42

328 H Western Caro. 84 49

LAST 12 Division I GAMES:

173 A Georgia St. 78 71

47 A Maryland 54 67

69 N Idaho St. 74 51

215 N George Washington 70 55

151 H Georgia 63 53

328 H Western Caro. 84 49

241 H Alabama St. 69 42

216 H Appalachian St. 71 53

138 A Houston 89 95

Georgia Tech

Georgia Tech

Non-Div I Games:

Georgia Tech

Loss, Non-Conf, S Site, H Home A Away N Neutral

Average RPI Win: 137

Average RPI Loss: 1

WON-LOST
RECORDWINNING
PCT. RANKLAST 10
GAMESSTRENGTH OF
SCHEDULEOPP. STRENGTH
OF SCHEDULETEAM
RPIADJ.
RPICONF.
RPIADJ CONF.
RPIDIV. I ONLY
DIV. I NON-CONF.9- 1
9- 119
191- 0
1- 0123
1232
216
1616
167
77
7

TOTALS

RPI 1-25

RPI 26-50

W-L RECORDS

RPI 51-100

RPI 101-150

RPI 150+

9- 1

1- 1

0- 0

OVERALL

2- 0

2- 0

4- 0

5- 0

1- 0

0- 0

HOME

2- 0

1- 0

1- 0

2- 0

0- 0

0- 0

AWAY

0- 0

0- 0

2- 0

2- 1

0- 1

0- 0

NEUTRAL

0- 0

1- 0

1- 0

9- 1

1- 1

0- 0

NON-CONFERENCE

2- 0

2- 0

4- 0

5- 0

1- 0

0- 0

HOME

2- 0

1- 0

1- 0

2- 0

0- 0

0- 0

AWAY

0- 0

0- 0

2- 0

2- 1

0- 1

0- 0

NEUTRAL

0- 0

1- 0

1- 0

0- 0

0- 0

0- 0

CONFERENCE

0- 0

0- 0

0- 0

0- 0

0- 0

0- 0

HOME

0- 0

0- 0

0- 0

0- 0

0- 0

0- 0

AWAY

0- 0

0- 0

0- 0

0- 0

0- 0

0- 0

NEUTRAL

0- 0

0- 0

0- 0

RPI 1-25

Team's RPI: 16

RPI 26-50

RPI 51-100

RPI 101+

RPI	S	Opponent	Score
1	N	Notre Dame	65 81
21	H	Stanford	79 73

RPI	S	Opponent	Score
-----	---	----------	-------

RPI	S	Opponent	Score
56	H	Montana	76 52
69	H	Idaho St.	70 51

RPI	S	Opponent	Score
101	N	Rutgers	57 40
134	H	Colorado St.	50 39
162	N	Western Ky.	76 55
185	H	Washington St.	76 53
222	A	UNLV	70 59
279	A	Eastern Wash.	63 51

LAST 12 Division I GAMES:

134	H	Colorado St.	50 39
1	N	Notre Dame	65 81
222	A	UNLV	70 59
69	H	Idaho St.	70 51
279	A	Eastern Wash.	63 51
56	H	Montana	76 52

162	N	Western Ky.	76 55
101	N	Rutgers	57 40
185	H	Washington St.	76 53
21	H	Stanford	79 73

Non-Div I Games:

Gonzaga

Loss,
 Non-Conf, S Site,
 H Home
A Away
 N Neutral

Average RPI Win: 320		WON-LOST	WINNING	LAST 10	STRENGTH OF		OPP. STRENGTH	TEAM	ADJ.	CONF.	ADJ CONF.
Average RPI Loss: 152		RECORD	PCT. RANK	GAMES	SCHEDULE		OF SCHEDULE	RPI	RPI	RPI	RPI
DIV. I ONLY		1- 6	300	0- 1	74		287	255	255	27	27
DIV. I NON-CONF.		1- 6	300	0- 1	74		287	255	255	27	27

TOTALS		RPI 1-25		RPI 26-50	W-L RECORDS		RPI 51-100	RPI 101-150		RPI 150+	
1- 6		0- 0		0- 1	OVERALL		0- 1	0- 1		1- 3	
1- 0		0- 0		0- 0	HOME		0- 0	0- 0		1- 0	
0- 6		0- 0		0- 1	AWAY		0- 1	0- 1		0- 3	
0- 0		0- 0		0- 0	NEUTRAL		0- 0	0- 0		0- 0	
1- 6		0- 0		0- 1	NON-CONFERENCE		0- 1	0- 1		1- 3	
1- 0		0- 0		0- 0	HOME		0- 0	0- 0		1- 0	
0- 6		0- 0		0- 1	AWAY		0- 1	0- 1		0- 3	
0- 0		0- 0		0- 0	NEUTRAL		0- 0	0- 0		0- 0	
0- 0		0- 0		0- 0	CONFERENCE		0- 0	0- 0		0- 0	
0- 0		0- 0		0- 0	HOME		0- 0	0- 0		0- 0	
0- 0		0- 0		0- 0	AWAY		0- 0	0- 0		0- 0	
0- 0		0- 0		0- 0	NEUTRAL		0- 0	0- 0		0- 0	

RPI 1-25				RPI 26-50				RPI 51-100				RPI 101+ Team's RPI: 255			
RPI	S	Opponent	Score	RPI	S	Opponent	Score	RPI	S	Opponent	Score	RPI	S	Opponent	Score
				40	A	Auburn	48 97	72	A	Al abama	55 73	102	A	Kansas	45 76
												199	A	UT Ar lington	54 78
												233	A	Wi chi ta St.	61 70
												265	A	Southern Mi ss.	47 68
												320	H	McNeese	75 51
LAST 12 Di vi si on I GAMES:															
				40	A	Auburn	48 97	233	A	Wi chi ta St.	61 70				
								102	A	Kansas	45 76				
								72	A	Al abama	55 73				
								199	A	UT Ar lington	54 78				
								265	A	Southern Mi ss.	47 68				
								320	H	McNeese	75 51				

Non-Di v I Games:

Grambling

■ Loss,
 ■ Non-Conf, S Site,
 ■ Home
 ■ Away
 N Neutral

Grand Canyon

Through Games Of Dec. 11, 2018

Average RPI	Win: 319	WON-LOST	WINNING	LAST 10	STRENGTH OF	OPP. STRENGTH	TEAM	ADJ.	CONF.	ADJ CONF.
Average RPI	Loss: 157	RECORD	PCT. RANK	GAMES	SCHEDULE	OF SCHEDULE	RPI	RPI	RPI	RPI
DIV. I ONLY	2- 6	264	0- 1	294	256	332	332	30	30	
DIV. I NON-CONF.	2- 6	264	0- 1	294	256	332	332	30	30	

TOTALS	RPI 1-25	RPI 26-50	W-L RECORDS	RPI 51-100	RPI 101-150	RPI 150+				
2- 6	0- 0	0- 0	OVERALL	0- 2	0- 1	2- 3				
2- 3	0- 0	0- 0	HOME	0- 2	0- 1	2- 0				
0- 3	0- 0	0- 0	AWAY	0- 0	0- 0	0- 3				
0- 0	0- 0	0- 0	NEUTRAL	0- 0	0- 0	0- 0				
2- 6	0- 0	0- 0	NON-CONFERENCE	0- 2	0- 1	2- 3				
2- 3	0- 0	0- 0	HOME	0- 2	0- 1	2- 0				
0- 3	0- 0	0- 0	AWAY	0- 0	0- 0	0- 3				
0- 0	0- 0	0- 0	NEUTRAL	0- 0	0- 0	0- 0				
0- 0	0- 0	0- 0	CONFERENCE	0- 0	0- 0	0- 0				
0- 0	0- 0	0- 0	HOME	0- 0	0- 0	0- 0				
0- 0	0- 0	0- 0	AWAY	0- 0	0- 0	0- 0				
0- 0	0- 0	0- 0	NEUTRAL	0- 0	0- 0	0- 0				

RPI 1-25				RPI 26-50				RPI 51-100				RPI 101+				Team's RPI: 332
RPI	S	Opponent	Score	RPI	S	Opponent	Score	RPI	S	Opponent	Score	RPI	S	Opponent	Score	
								56	H	Montana	47 69	124	H	Indiana St.	81 88	
								89	H	Portland St.	55 60	177	A	East Carolina	47 59	
												194	A	UNCW	55 77	
												288	H	Incarnate Word	74 63	
												301	A	UC Santa Barbara	55 66	
												350	H	LIU Brooklyn	65 62	

LAST 12 Division I GAMES:																
				89	H	Portland St.	55 60	194	A	UNCW	55 77					
				56	H	Montana	47 69	177	A	East Carolina	47 59					
				301	A	UC Santa Barbara	55 66	288	H	Incarnate Word	74 63					
				350	H	LIU Brooklyn	65 62									
				124	H	Indiana St.	81 88									

Non-Div I Games:

Grand Canyon

■ Loss,
 ■ Non-Conf,
 ■ S Site,
 ■ H Home
 ■ A Away
 N Neutral

Average RPI	Win: 85	WON-LOST	WINNING	LAST 10	STRENGTH OF	OPP. STRENGTH	TEAM	ADJ.	CONF.	ADJ CONF.
Average RPI	Loss: 30	RECORD	PCT. RANK	GAMES	SCHEDULE	OF SCHEDULE	RPI	RPI	RPI	RPI
DIV. I ONLY	4- 4	161	1- 0	8	22	24	24	15	15	
DIV. I NON-CONF.	4- 4	161	1- 0	8	22	24	24	15	15	

TOTALS	RPI 1-25	RPI 26-50	W-L RECORDS	RPI 51-100	RPI 101-150	RPI 150+				
4- 4	0- 2	0- 1	OVERALL	3- 1	1- 0	0- 0				
3- 1	0- 0	0- 0	HOME	2- 1	1- 0	0- 0				
1- 3	0- 2	0- 1	AWAY	1- 0	0- 0	0- 0				
0- 0	0- 0	0- 0	NEUTRAL	0- 0	0- 0	0- 0				
4- 4	0- 2	0- 1	NON-CONFERENCE	3- 1	1- 0	0- 0				
3- 1	0- 0	0- 0	HOME	2- 1	1- 0	0- 0				
1- 3	0- 2	0- 1	AWAY	1- 0	0- 0	0- 0				
0- 0	0- 0	0- 0	NEUTRAL	0- 0	0- 0	0- 0				
0- 0	0- 0	0- 0	CONFERENCE	0- 0	0- 0	0- 0				
0- 0	0- 0	0- 0	HOME	0- 0	0- 0	0- 0				
0- 0	0- 0	0- 0	AWAY	0- 0	0- 0	0- 0				
0- 0	0- 0	0- 0	NEUTRAL	0- 0	0- 0	0- 0				

RPI	S	Opponent	Score	RPI	S	Opponent	Score	RPI	S	Opponent	Score	RPI	S	Opponent	Score
7	A	South Dakota St.	47 77	35	A	DePaul	64 73	53	H	Maine	70 39	129	H	Wisconsin	55 46
17	A	South Dakota	49 55					59	H	Northwestern	55 57				
								76	A	Missouri	56 49				
								83	H	Dayton	51 35				
LAST 12 Division I GAMES:															
				83	H	Dayton	51 35	129	H	Wisconsin	55 46				
				53	H	Maine	70 39	17	A	South Dakota	49 55				
				76	A	Missouri	56 49	7	A	South Dakota St.	47 77				
				35	A	DePaul	64 73								
				59	H	Northwestern	55 57								

Non-Div I Games:

Green Bay

Average RPI Win: 203

Average RPI Loss: 105

WON-LOST
RECORDWINNING
PCT. RANKLAST 10
GAMESSTRENGTH OF
SCHEDULEOPP. STRENGTH
OF SCHEDULETEAM
RPIADJ.
RPICONF.
RPIADJ CONF.
RPIDIV. I ONLY
DIV. I NON-CONF.3- 3
3- 3161
1610- 1
0- 1154
15471
71174
174174
17429
2929
29

TOTALS

RPI 1-25

RPI 26-50

W-L RECORDS

RPI 51-100

RPI 101-150

RPI 150+

3- 3 0- 1
2- 2 0- 0
1- 1 0- 1
0- 0 0- 00- 0
0- 0
0- 0
0- 0OVERALL
HOME
AWAY
NEUTRAL0- 1
0- 1
0- 0
0- 01- 0
1- 0
0- 0
0- 02- 1
1- 1
1- 0
0- 03- 3 0- 1
2- 2 0- 0
1- 1 0- 1
0- 0 0- 00- 0
0- 0
0- 0
0- 0NON-CONFERENCE
HOME
AWAY
NEUTRAL0- 1
0- 1
0- 0
0- 01- 0
1- 0
0- 0
0- 02- 1
1- 1
1- 0
0- 00- 0 0- 0
0- 0 0- 0
0- 0 0- 0
0- 0 0- 00- 0
0- 0
0- 0
0- 0CONFERENCE
HOME
AWAY
NEUTRAL0- 0
0- 0
0- 0
0- 00- 0
0- 0
0- 0
0- 00- 0
0- 0
0- 0
0- 0

RPI 1-25

RPI S Opponent Score
4 A NC State 51 83

RPI 26-50

RPI S Opponent Score

RPI 51-100

RPI S Opponent Score
93 H Chattanooga 50 58

RPI 101+

Team's RPI: 174

RPI S Opponent Score
103 H James Madison 72 65
219 H Elon 62 77
246 A Fla. Atlantic 72 68
261 H Samford 64 57

LAST 12 Division I GAMES:

4 A NC State 51 83 219 H Elon 62 77
261 H Samford 64 57
103 H James Madison 72 65
93 H Chattanooga 50 58
246 A Fla. Atlantic 72 68

Hampton

Hampton

Non-Div I Games:

Hampton

Average RPI Win: 218		WON-LOST	WINNING	LAST 10	STRENGTH OF		OPP. STRENGTH	TEAM	ADJ.	CONF.	ADJ CONF.
Average RPI Loss: 53		RECORD	PCT. RANK	GAMES	SCHEDULE		OF SCHEDULE	RPI	RPI	RPI	RPI
DIV. I ONLY		5- 5	161	0- 1	82		113	119	119	24	24
DIV. I NON-CONF.		5- 5	161	0- 1	82		113	119	119	24	24

TOTALS		RPI 1-25	RPI 26-50		W-L RECORDS		RPI 51-100	RPI 101-150	RPI 150+		
5- 5	0- 2	0- 1		OVERALL		0- 1	1- 0	4- 1			
4- 0	0- 0	0- 0		HOME		0- 0	0- 0	4- 0			
1- 3	0- 1	0- 1		AWAY		0- 1	1- 0	0- 0			
0- 2	0- 1	0- 0		NEUTRAL		0- 0	0- 0	0- 1			
5- 5	0- 2	0- 1		NON-CONFERENCE		0- 1	1- 0	4- 1			
4- 0	0- 0	0- 0		HOME		0- 0	0- 0	4- 0			
1- 3	0- 1	0- 1		AWAY		0- 1	1- 0	0- 0			
0- 2	0- 1	0- 0		NEUTRAL		0- 0	0- 0	0- 1			
0- 0	0- 0	0- 0		CONFERENCE		0- 0	0- 0	0- 0			
0- 0	0- 0	0- 0		HOME		0- 0	0- 0	0- 0			
0- 0	0- 0	0- 0		AWAY		0- 0	0- 0	0- 0			
0- 0	0- 0	0- 0		NEUTRAL		0- 0	0- 0	0- 0			

RPI 1-25				RPI 26-50				RPI 51-100				RPI 101+ Team's RPI: 119			
RPI	S	Opponent	Score	RPI	S	Opponent	Score	RPI	S	Opponent	Score	RPI	S	Opponent	Score
5	N	Louisville	69 86	39	A	New Mexico	65 72	51	A	Villanova	41 59	145	A	Rhode Island	65 51
14	A	Miami (FL)	62 75									157	N	Southern Ill.	50 72
												158	H	Harvard	73 60
												180	H	William & Mary	50 45
												268	H	Bryant	67 57
												339	H	Morgan St.	80 59

LAST 12 Division I GAMES:															
14	A	Miami (FL)	62 75	39	A	New Mexico	65 72	158	H	Harvard	73 60				
145	A	Rhode Island	65 51					339	H	Morgan St.	80 59				
268	H	Bryant	67 57					51	A	Villanova	41 59				
180	H	William & Mary	50 45												
5	N	Louisville	69 86												
157	N	Southern Ill.	50 72												

Non-Div I Games:

Hartford

Average RPI	Win: 241	WON-LOST RECORD	WINNING PCT. RANK	LAST 10 GAMES	STRENGTH OF SCHEDULE	OPP. STRENGTH OF SCHEDULE	TEAM RPI	ADJ. RPI	CONF. RPI	ADJ CONF. RPI
Average RPI	Loss: 68									
DIV. I ONLY		4- 6	206	1- 0	127	47	158	158	17	17
DIV. I NON-CONF.		4- 6	206	1- 0	127	47	158	158	17	17

TOTALS	RPI 1-25		RPI 26-50		W-L RECORDS		RPI 51-100		RPI 101-150	RPI 150+
4- 6	0- 1		0- 0		OVERALL		0- 3		1- 2	3- 0
1- 3	0- 0		0- 0		HOME		0- 2		0- 1	1- 0
2- 3	0- 1		0- 0		AWAY		0- 1		1- 1	1- 0
1- 0	0- 0		0- 0		NEUTRAL		0- 0		0- 0	1- 0
4- 6	0- 1		0- 0		NON-CONFERENCE		0- 3		1- 2	3- 0
1- 3	0- 0		0- 0		HOME		0- 2		0- 1	1- 0
2- 3	0- 1		0- 0		AWAY		0- 1		1- 1	1- 0
1- 0	0- 0		0- 0		NEUTRAL		0- 0		0- 0	1- 0
0- 0	0- 0		0- 0		CONFERENCE		0- 0		0- 0	0- 0
0- 0	0- 0		0- 0		HOME		0- 0		0- 0	0- 0
0- 0	0- 0		0- 0		AWAY		0- 0		0- 0	0- 0
0- 0	0- 0		0- 0		NEUTRAL		0- 0		0- 0	0- 0

RPI 1-25				RPI 26-50				RPI 51-100				RPI 101+ Team's RPI: 158			
RPI	S	Opponent	Score	RPI	S	Opponent	Score	RPI	S	Opponent	Score	RPI	S	Opponent	Score
1	A	Notre Dame	58 103					53	H	Maine	60 67	101	H	Rutgers	49 60
								63	A	Purdue	65 66	119	A	Hartford	60 73
								71	H	Quinnipiac	67 72	131	A	CSUN	75 55
												240	N	Jacksonville St.	69 62
												290	A	Siena	73 54
												303	H	La Salle	88 43

LAST 12 Division I GAMES:															
71	H	Quinnipiac	67 72	131	A	CSUN	75 55	101	H	Rutgers	49 60				
240	N	Jacksonville St.	69 62	53	H	Maine	60 67	1	A	Notre Dame	58 103				
119	A	Hartford	60 73												
290	A	Siena	73 54												
303	H	La Salle	88 43												
63	A	Purdue	65 66												

Non-Div I Games:

Harvard

Average RPI Win: 226

Average RPI Loss: 107

WON-LOST
RECORDWINNING
PCT. RANKLAST 10
GAMESSTRENGTH OF
SCHEDULEOPP. STRENGTH
OF SCHEDULETEAM
RPIADJ.
RPICONF.
RPIADJ CONF.
RPIDIV. I ONLY
DIV. I NON-CONF.2- 7
2- 7275
2750- 0
0- 0143
143130
130273
273273
27323
2323
23

TOTALS

RPI 1-25

RPI 26-50

W-L RECORDS

RPI 51-100

RPI 101-150

RPI 150+

2- 7

0- 1

0- 0

OVERALL

0- 2

0- 3

2- 1

2- 5

0- 1

0- 0

HOME

0- 2

0- 2

2- 0

0- 2

0- 0

0- 0

AWAY

0- 0

0- 1

0- 1

0- 0

0- 0

0- 0

NEUTRAL

0- 0

0- 0

0- 0

2- 7

0- 1

0- 0

NON-CONFERENCE

0- 2

0- 3

2- 1

2- 5

0- 1

0- 0

HOME

0- 2

0- 2

2- 0

0- 2

0- 0

0- 0

AWAY

0- 0

0- 1

0- 1

0- 0

0- 0

0- 0

NEUTRAL

0- 0

0- 0

0- 0

0- 0

0- 0

0- 0

CONFERENCE

0- 0

0- 0

0- 0

0- 0

0- 0

0- 0

HOME

0- 0

0- 0

0- 0

0- 0

0- 0

0- 0

AWAY

0- 0

0- 0

0- 0

0- 0

0- 0

0- 0

NEUTRAL

0- 0

0- 0

0- 0

RPI 1-25

RPI 26-50

RPI 51-100

RPI 101+

Team's RPI: 273

RPI	S	Opponent	Score
21	H	Stanford	59 81

RPI	S	Opponent	Score
-----	---	----------	-------

RPI	S	Opponent	Score
60	H	Portland	65 72
95	H	FGCU	67 73

RPI	S	Opponent	Score
136	A	San Diego	50 58
139	H	Pepperdine	64 65
142	H	Ameri can	57 69
155	A	San Diego St.	57 58
201	H	Idaho	69 61
250	H	Seattle U	67 51

LAST 12 Division I GAMES:

60	H	Portland	65	72	201	H	Idaho	69	61
136	A	San Diego	50	58	21	H	Stanford	59	81
155	A	San Diego St.	57	58	95	H	FGCU	67	73
139	H	Pepperdine	64	65	142	H	Ameri can	57	69
					250	H	Seattle U	67	51

Non-Div I Games: Hawai i Paci fic 66 51

Hawai i

Average RPI	Win:	341	WON-LOST	WINNING	LAST 10	STRENGTH OF	OPP. STRENGTH	TEAM	ADJ.	CONF.	ADJ CONF.
Average RPI	Loss:	121	RECORD	PCT. RANK	GAMES	SCHEDULE	OF SCHEDULE	RPI	RPI	RPI	RPI
DIV. I ONLY		2- 4		237	0- 1	241	282	274	274	29	29
DIV. I NON-CONF.		2- 4		237	0- 1	241	282	274	274	29	29

TOTALS	RPI 1-25		RPI 26-50		W-L RECORDS	RPI 51-100		RPI 101-150		RPI 150+	
2- 4	0- 1		0- 1		OVERALL	0- 0		0- 1		2- 1	
2- 0	0- 0		0- 0		HOME	0- 0		0- 0		2- 0	
0- 4	0- 1		0- 1		AWAY	0- 0		0- 1		0- 1	
0- 0	0- 0		0- 0		NEUTRAL	0- 0		0- 0		0- 0	
2- 4	0- 1		0- 1		NON-CONFERENCE	0- 0		0- 1		2- 1	
2- 0	0- 0		0- 0		HOME	0- 0		0- 0		2- 0	
0- 4	0- 1		0- 1		AWAY	0- 0		0- 1		0- 1	
0- 0	0- 0		0- 0		NEUTRAL	0- 0		0- 0		0- 0	
0- 0	0- 0		0- 0		CONFERENCE	0- 0		0- 0		0- 0	
0- 0	0- 0		0- 0		HOME	0- 0		0- 0		0- 0	
0- 0	0- 0		0- 0		AWAY	0- 0		0- 0		0- 0	
0- 0	0- 0		0- 0		NEUTRAL	0- 0		0- 0		0- 0	

RPI 1-25				RPI 26-50				RPI 51-100				RPI 101+ Team's RPI: 274			
RPI	S	Opponent	Score	RPI	S	Opponent	Score	RPI	S	Opponent	Score	RPI	S	Opponent	Score
18	A	Kentucky	49 71	48	A	Clemson	64 83					112	A	Miami (OH)	55 68
												306	A	Davidson	62 71
												337	H	UNC Greensboro	82 75
												345	H	N.C. Central	80 69

LAST 12 Division I GAMES:															
48	A	Clemson	64 83	306	A	Davidson	62 71					112	A	Miami (OH)	55 68
337	H	UNC Greensboro	82 75	18	A	Kentucky	49 71					345	H	N.C. Central	80 69

Non-Div I Games: Greensboro 102 50 Mars Hill 86 36

High Point

Hofstra				Through Games Of Dec. 11, 2018							
Average RPI	Win:	248	WON-LOST RECORD	WINNING PCT. RANK	LAST 10 GAMES	STRENGTH OF SCHEDULE	OPP. STRENGTH OF SCHEDULE	TEAM RPI	ADJ. RPI	CONF. RPI	ADJ CONF. RPI
Average RPI	Loss:	173									
DIV. I ONLY			4- 6	206	1- 0	274	190	251	251	13	13
DIV. I NON-CONF.			4- 6	206	1- 0	274	190	251	251	13	13

TOTALS		RPI 1-25	RPI 26-50		W-L RECORDS		RPI 51-100	RPI 101-150	RPI 150+		
4- 6	0- 0	0- 0		OVERALL		0- 0	0- 3	4- 3			
1- 2	0- 0	0- 0		HOME		0- 0	0- 0	1- 2			
2- 2	0- 0	0- 0		AWAY		0- 0	0- 1	2- 1			
1- 2	0- 0	0- 0		NEUTRAL		0- 0	0- 2	1- 0			
4- 6	0- 0	0- 0		NON-CONFERENCE		0- 0	0- 3	4- 3			
1- 2	0- 0	0- 0		HOME		0- 0	0- 0	1- 2			
2- 2	0- 0	0- 0		AWAY		0- 0	0- 1	2- 1			
1- 2	0- 0	0- 0		NEUTRAL		0- 0	0- 2	1- 0			
0- 0	0- 0	0- 0		CONFERENCE		0- 0	0- 0	0- 0			
0- 0	0- 0	0- 0		HOME		0- 0	0- 0	0- 0			
0- 0	0- 0	0- 0		AWAY		0- 0	0- 0	0- 0			
0- 0	0- 0	0- 0		NEUTRAL		0- 0	0- 0	0- 0			

RPI 1-25				RPI 26-50				RPI 51-100				RPI 101+ Team's RPI: 251			
RPI	S	Opponent	Score	RPI	S	Opponent	Score	RPI	S	Opponent	Score	RPI	S	Opponent	Score
												106	N	Wright St.	64 93
												116	A	Stony Brook	49 77
												118	N	Marist	57 71
												204	A	Holy Cross	66 72
												213	H	Sacred Heart	64 70
												232	N	Stetson	53 50
												236	A	St. Bonaventure	67 59
												253	H	Iona	74 49
												269	A	UMBC	45 42
												283	H	Col umbi a	63 65

LAST 12 Division I GAMES:															
				213	H	Sacred Heart	64 70	269	A	UMBC	45 42				
				232	N	Stetson	53 50	204	A	Holy Cross	66 72				
				118	N	Marist	57 71	283	H	Col umbi a	63 65				
				106	N	Wright St.	64 93	253	H	Iona	74 49				
				236	A	St. Bonaventure	67 59								
				116	A	Stony Brook	49 77								

Non-Div I Games:

Hofstra

Average RPI	Win:	266	WON-LOST	WINNING	LAST 10	STRENGTH OF	OPP. STRENGTH	TEAM	ADJ.	CONF.	ADJ CONF.
Average RPI	Loss:	204	RECORD	PCT. RANK	GAMES	SCHEDULE	OF SCHEDULE	RPI	RPI	RPI	RPI
DIV. I ONLY		6- 3		99	0- 1	291	262	204	204	21	21
DIV. I NON-CONF.		6- 3		99	0- 1	291	262	204	204	21	21

TOTALS	RPI 1-25		RPI 26-50		W-L RECORDS	RPI 51-100		RPI 101-150		RPI 150+	
6- 3	0- 0		0- 0		OVERALL	0- 0		1- 1		5- 2	
4- 1	0- 0		0- 0		HOME	0- 0		1- 0		3- 1	
2- 2	0- 0		0- 0		AWAY	0- 0		0- 1		2- 1	
0- 0	0- 0		0- 0		NEUTRAL	0- 0		0- 0		0- 0	
6- 3	0- 0		0- 0		NON-CONFERENCE	0- 0		1- 1		5- 2	
4- 1	0- 0		0- 0		HOME	0- 0		1- 0		3- 1	
2- 2	0- 0		0- 0		AWAY	0- 0		0- 1		2- 1	
0- 0	0- 0		0- 0		NEUTRAL	0- 0		0- 0		0- 0	
0- 0	0- 0		0- 0		CONFERENCE	0- 0		0- 0		0- 0	
0- 0	0- 0		0- 0		HOME	0- 0		0- 0		0- 0	
0- 0	0- 0		0- 0		AWAY	0- 0		0- 0		0- 0	
0- 0	0- 0		0- 0		NEUTRAL	0- 0		0- 0		0- 0	

RPI 1-25				RPI 26-50				RPI 51-100				RPI 101+ Team's RPI: 204			
RPI	S	Opponent	Score	RPI	S	Opponent	Score	RPI	S	Opponent	Score	RPI	S	Opponent	Score
												125	A	Boston College	63 89
												145	H	Rhode Island	73 65
												234	H	Brown	85 89
												243	H	Rider	71 61
												251	H	Hofstra	72 66
												252	A	New Hampshire	62 74
												298	A	Vermont	65 40
												313	H	UMass Lowell	63 54
												343	A	Albany (NY)	56 50

LAST 12 Division I GAMES:															
				343	A	Albany (NY)	56 50	252	A	New Hampshire	62 74				
				145	H	Rhode Island	73 65	251	H	Hofstra	72 66				
				234	H	Brown	85 89	313	H	UMass Lowell	63 54				
				125	A	Boston College	63 89	298	A	Vermont	65 40				
				243	H	Rider	71 61								

Non-Div I Games:

Holy Cross

H
o
u
s
t
o
n

Houston			Through Games Of Dec. 11, 2018									
Average RPI	Win:	232	WON-LOST RECORD	WINNING PCT. RANK	LAST 10 GAMES	STRENGTH OF SCHEDULE	OPP. STRENGTH OF SCHEDULE	TEAM RPI	ADJ. RPI	CONF. RPI	ADJ CONF. RPI	
Average RPI	Loss:	80										
DIV. I ONLY			4- 6	206	0- 1	85	122	138	138	8	8	
DIV. I NON-CONF.			4- 6	206	0- 1	85	122	138	138	8	8	

TOTALS		RPI 1-25	RPI 26-50		W-L RECORDS		RPI 51-100		RPI 101-150		RPI 150+	
4- 6		0- 1	0- 1		OVERALL		1- 1		0- 3		3- 0	
1- 3		0- 0	0- 1		HOME		1- 0		0- 2		0- 0	
3- 3		0- 1	0- 0		AWAY		0- 1		0- 1		3- 0	
0- 0		0- 0	0- 0		NEUTRAL		0- 0		0- 0		0- 0	
4- 6		0- 1	0- 1		NON-CONFERENCE		1- 1		0- 3		3- 0	
1- 3		0- 0	0- 1		HOME		1- 0		0- 2		0- 0	
3- 3		0- 1	0- 0		AWAY		0- 1		0- 1		3- 0	
0- 0		0- 0	0- 0		NEUTRAL		0- 0		0- 0		0- 0	
0- 0		0- 0	0- 0		CONFERENCE		0- 0		0- 0		0- 0	
0- 0		0- 0	0- 0		HOME		0- 0		0- 0		0- 0	
0- 0		0- 0	0- 0		AWAY		0- 0		0- 0		0- 0	
0- 0		0- 0	0- 0		NEUTRAL		0- 0		0- 0		0- 0	

RPI 1-25				RPI 26-50				RPI 51-100				RPI 101+ Team's RPI: 138			
RPI	S	Opponent	Score	RPI	S	Opponent	Score	RPI	S	Opponent	Score	RPI	S	Opponent	Score
2	A	Cal i forni a	79 80	39	H	New Mexi co	84 89	66	H	Georgi a Tech	95 89	105	H	Texas A&M	52 68
								95	A	FGCU	71 76	114	A	Loui si ana Tech	88 100
												125	H	Boston Col lege	57 64
												283	A	Col umbi a	83 72
												288	A	Incarnate Word	79 60
												289	A	ETSU	84 77

LAST 12 Di vi si on I GAMES:															
105	H	Texas A&M	52 68	289	A	ETSU	84 77	114	A	FGCU	71 76	39	H	New Mexi co	84 89
114	A	Loui si ana Tech	88 100	95	A	FGCU	71 76	283	A	Col umbi a	83 72	125	H	Boston Col lege	57 64
66	H	Georgi a Tech	95 89	39	H	New Mexi co	84 89	288	A	Incarnate Word	79 60				
2	A	Cal i forni a	79 80												

Non-Di v I Games:

Houston

Average RPI	Win:	0	WON-LOST	WINNING	LAST 10	STRENGTH OF	OPP. STRENGTH	TEAM	ADJ.	CONF.	ADJ CONF.
Average RPI	Loss:	200	RECORD	PCT. RANK	GAMES	SCHEDULE	OF SCHEDULE	RPI	RPI	RPI	RPI
DIV. I ONLY		0- 4		327	0- 0	63	324	297	297	22	22
DIV. I NON-CONF.		0- 4		327	0- 0	63	324	297	297	22	22

TOTALS	RPI 1-25		RPI 26-50		W-L RECORDS	RPI 51-100		RPI 101-150		RPI 150+	
0- 4	0- 0		0- 0		OVERALL	0- 1		0- 0		0- 3	
0- 0	0- 0		0- 0		HOME	0- 0		0- 0		0- 0	
0- 4	0- 0		0- 0		AWAY	0- 1		0- 0		0- 3	
0- 0	0- 0		0- 0		NEUTRAL	0- 0		0- 0		0- 0	
0- 4	0- 0		0- 0		NON-CONFERENCE	0- 1		0- 0		0- 3	
0- 0	0- 0		0- 0		HOME	0- 0		0- 0		0- 0	
0- 4	0- 0		0- 0		AWAY	0- 1		0- 0		0- 3	
0- 0	0- 0		0- 0		NEUTRAL	0- 0		0- 0		0- 0	
0- 0	0- 0		0- 0		CONFERENCE	0- 0		0- 0		0- 0	
0- 0	0- 0		0- 0		HOME	0- 0		0- 0		0- 0	
0- 0	0- 0		0- 0		AWAY	0- 0		0- 0		0- 0	
0- 0	0- 0		0- 0		NEUTRAL	0- 0		0- 0		0- 0	

RPI 1-25				RPI 26-50				RPI 51-100				RPI 101+ Team's RPI: 297					
RPI	S	Opponent	Score	RPI	S	Opponent	Score	RPI	S	Opponent	Score	RPI	S	Opponent	Score		
								96	A	Oklahoma St.	44	77	189	A	Texas Tech	76	82
													233	A	Wichita St.	50	68
													282	A	North Texas	75	100

LAST 12 Division I GAMES:																	
								96	A	Oklahoma St.	44	77	233	A	Wichita St.	50	68
								282	A	North Texas	75	100					
								189	A	Texas Tech	76	82					

Non-Div I Games: Howard Payne 93 60 Tex. A&M Int'l 81 48 McMurry 92 41 Southwest (NM) 100 57 Houston Baptist

Average RPI Win: 293

Average RPI Loss: 252

WON-LOST
RECORDWINNING
PCT. RANKLAST 10
GAMESSTRENGTH OF
SCHEDULEOPP. STRENGTH
OF SCHEDULETEAM
RPIADJ.
RPICONF.
RPIADJ CONF.
RPIDIV. I ONLY
DIV. I NON-CONF.5- 3
5- 3114
1140- 1
0- 1344
344302
302271
271271
27132
3232
32

TOTALS

RPI 1-25

RPI 26-50

W-L RECORDS

RPI 51-100

RPI 101-150

RPI 150+

5- 3

0- 0

0- 0

OVERALL

0- 0

0- 0

5- 3

2- 1

0- 0

0- 0

HOME

0- 0

0- 0

2- 1

3- 2

0- 0

0- 0

AWAY

0- 0

0- 0

3- 2

0- 0

0- 0

0- 0

NEUTRAL

0- 0

0- 0

0- 0

5- 3

0- 0

0- 0

NON-CONFERENCE

0- 0

0- 0

5- 3

2- 1

0- 0

0- 0

HOME

0- 0

0- 0

2- 1

3- 2

0- 0

0- 0

AWAY

0- 0

0- 0

3- 2

0- 0

0- 0

0- 0

NEUTRAL

0- 0

0- 0

0- 0

0- 0

0- 0

0- 0

CONFERENCE

0- 0

0- 0

0- 0

0- 0

0- 0

0- 0

HOME

0- 0

0- 0

0- 0

0- 0

0- 0

0- 0

AWAY

0- 0

0- 0

0- 0

0- 0

0- 0

0- 0

NEUTRAL

0- 0

0- 0

0- 0

RPI 1-25

RPI 26-50

RPI 51-100

RPI 101+

Team's RPI: 271

RPI S Opponent Score

RPI S Opponent Score

RPI S Opponent Score

RPI S Opponent Score

167 H George Mason 73 59

180 A William & Mary 75 88

286 A Richmond 60 67

290 H Siena 81 86

303 A La Salle 57 54

311 A Niagara 68 61

340 A Fairleigh Dickinson 79 58

342 H NJIT 77 57

LAST 12 Division I GAMES:

180 A William & Mary 75 88

342 H NJIT 77 57

303 A La Salle 57 54

286 A Richmond 60 67

311 A Niagara 68 61

167 H George Mason 73 59

340 A Fairleigh Dickinson 79 58

290 H Siena 81 86

Howard

Non-Div I Games:

Howard

Average RPI Win:	160	WON-LOST	WINNING	LAST 10	STRENGTH OF	OPP. STRENGTH	TEAM	ADJ.	CONF.	ADJ CONF.
Average RPI Loss:	85	RECORD	PCT. RANK	GAMES	SCHEDULE	OF SCHEDULE	RPI	RPI	RPI	RPI
DIV. I ONLY	5- 3	114	0- 1	43	137	36	36	15	15	
DIV. I NON-CONF.	5- 3	114	0- 1	43	137	36	36	15	15	

TOTALS	RPI 1-25	RPI 26-50	W-L RECORDS	RPI 51-100	RPI 101-150	RPI 150+				
5- 3	0- 1	0- 0	OVERALL	2- 1	1- 1	2- 0				
1- 1	0- 0	0- 0	HOME	1- 1	0- 0	0- 0				
3- 2	0- 1	0- 0	AWAY	0- 0	1- 1	2- 0				
1- 0	0- 0	0- 0	NEUTRAL	1- 0	0- 0	0- 0				
5- 3	0- 1	0- 0	NON-CONFERENCE	2- 1	1- 1	2- 0				
1- 1	0- 0	0- 0	HOME	1- 1	0- 0	0- 0				
3- 2	0- 1	0- 0	AWAY	0- 0	1- 1	2- 0				
1- 0	0- 0	0- 0	NEUTRAL	1- 0	0- 0	0- 0				
0- 0	0- 0	0- 0	CONFERENCE	0- 0	0- 0	0- 0				
0- 0	0- 0	0- 0	HOME	0- 0	0- 0	0- 0				
0- 0	0- 0	0- 0	AWAY	0- 0	0- 0	0- 0				
0- 0	0- 0	0- 0	NEUTRAL	0- 0	0- 0	0- 0				

RPI 1-25				RPI 26-50				Team's RPI: 36				RPI 51-100				RPI 101+			
RPI	S	Opponent	Score	RPI	S	Opponent	Score					RPI	S	Opponent	Score	RPI	S	Opponent	Score
25	A	Iowa	58 72									62	H	UT Martin	73 72	124	A	Indiana St.	64 59
												81	N	VCU	63 61	129	A	Wisconsin	64 65
												100	H	UNI	40 53	239	A	Ole Miss	66 58
																294	A	UTSA	58 50
LAST 12 Division I GAMES:																			
25	A	Iowa	58 72	81	N	VCU	63 61					294	A	UTSA	58 50				
124	A	Indiana St.	64 59	129	A	Wisconsin	64 65					62	H	UT Martin	73 72				
100	H	UNI	40 53	239	A	Ole Miss	66 58												

Non-Div I Games: Purdue Northwest 101 40

IUPUI

Average RPI Win: 187

Average RPI Loss: 148

WON-LOST
RECORDWINNING
PCT. RANKLAST 10
GAMESSTRENGTH OF
SCHEDULEOPP. STRENGTH
OF SCHEDULETEAM
RPIADJ.
RPICONF.
RPIADJ CONF.
RPIDIV. I ONLY
DIV. I NON-CONF.3- 5
3- 5217
2170- 1
0- 1183
183108
108201
201201
20111
1111
11

TOTALS

RPI 1-25

RPI 26-50

W-L RECORDS

RPI 51-100

RPI 101-150

RPI 150+

3- 5 0- 1
2- 0 0- 0
1- 4 0- 1
0- 1 0- 00- 1
0- 0
0- 1
0- 0OVERALL
HOME
AWAY
NEUTRAL0- 0
0- 0
0- 0
0- 01- 1
1- 0
0- 0
0- 12- 2
1- 0
1- 2
0- 03- 5 0- 1
2- 0 0- 0
1- 4 0- 1
0- 1 0- 00- 1
0- 0
0- 1
0- 0NON-CONFERENCE
HOME
AWAY
NEUTRAL0- 0
0- 0
0- 0
0- 01- 1
1- 0
0- 0
0- 12- 2
1- 0
1- 2
0- 00- 0 0- 0
0- 0 0- 0
0- 0 0- 0
0- 0 0- 00- 0
0- 0
0- 0
0- 0CONFERENCE
HOME
AWAY
NEUTRAL0- 0
0- 0
0- 0
0- 00- 0
0- 0
0- 0
0- 00- 0
0- 0
0- 0
0- 0

RPI 1-25

RPI 26-50

RPI 51-100

RPI 101+

Team's RPI: 201

RPI S Opponent Score
21 A Stanford 71 115RPI S Opponent Score
49 A Wyomi ng 61 64

RPI S Opponent Score

RPI S Opponent Score
117 N Boise St. 85 91
131 H CSUN 88 73
189 A Texas Tech 88 77
242 H San Francis sco 70 63
273 A Hawai i 61 69
278 A Long Beach St. 63 70

LAST 12 Division I GAMES:

273 A Hawai i 61 69 49 A Wyomi ng 61 64
242 H San Francis sco 70 63 131 H CSUN 88 73
278 A Long Beach St. 63 70
117 N Boise St. 85 91
189 A Texas Tech 88 77
21 A Stanford 71 115I
d
a
h
oI
d
a
h
o

Non-Div I Games:

Idaho

Average RPI	Win: 237	WON-LOST	WINNING	LAST 10	STRENGTH OF	OPP. STRENGTH	TEAM	ADJ.	CONF.	ADJ CONF.
Average RPI	Loss: 65	RECORD	PCT. RANK	GAMES	SCHEDULE	OF SCHEDULE	RPI	RPI	RPI	RPI
DIV. I ONLY	4- 4	161	1- 0	30	285	69	69	11	11	
DIV. I NON-CONF.	4- 4	161	1- 0	30	285	69	69	11	11	

TOTALS	RPI 1-25	RPI 26-50	W-L RECORDS	RPI 51-100	RPI 101-150	RPI 150+				
4- 4	0- 1	0- 0	OVERALL	0- 3	1- 0	3- 0				
2- 0	0- 0	0- 0	HOME	0- 0	1- 0	1- 0				
1- 3	0- 1	0- 0	AWAY	0- 2	0- 0	1- 0				
1- 1	0- 0	0- 0	NEUTRAL	0- 1	0- 0	1- 0				
4- 4	0- 1	0- 0	NON-CONFERENCE	0- 3	1- 0	3- 0				
2- 0	0- 0	0- 0	HOME	0- 0	1- 0	1- 0				
1- 3	0- 1	0- 0	AWAY	0- 2	0- 0	1- 0				
1- 1	0- 0	0- 0	NEUTRAL	0- 1	0- 0	1- 0				
0- 0	0- 0	0- 0	CONFERENCE	0- 0	0- 0	0- 0				
0- 0	0- 0	0- 0	HOME	0- 0	0- 0	0- 0				
0- 0	0- 0	0- 0	AWAY	0- 0	0- 0	0- 0				
0- 0	0- 0	0- 0	NEUTRAL	0- 0	0- 0	0- 0				

RPI	S	Opponent	Score	RPI	S	Opponent	Score	RPI	S	Opponent	Score	RPI	S	Opponent	Score
16	A	Gonzaga	51 70					66	N	Georgi a Tech	51 74	139	H	Pepperdi ne	65 63
								79	A	Ari zona	46 71	244	N	Kennesaw St.	60 49
								98	A	Utah	60 74	272	H	Utah Valley	80 68
												291	A	Cal i forni a Baptist	72 57

Team's RPI: 69															
LAST 12 Division I GAMES:															
16	A	Gonzaga	51 70	139	H	Pepperdi ne	65 63	272	H	Utah Valley	80 68	66	N	Georgi a Tech	51 74
79	A	Ari zona	46 71	244	N	Kennesaw St.	60 49	98	A	Utah	60 74				
291	A	Cal i forni a Baptist	72 57												

Non-Div I Games: Benedictine Mesa 88 51

Idaho St.

Average RPI Win:	248	WON-LOST	WINNING	LAST 10	STRENGTH OF	OPP. STRENGTH	TEAM	ADJ.	CONF.	ADJ CONF.
Average RPI Loss:	157	RECORD	PCT. RANK	GAMES	SCHEDULE	OF SCHEDULE	RPI	RPI	RPI	RPI
DIV. I ONLY	7- 2	51	1- 0	256	218	137	137	3	3	
DIV. I NON-CONF.	7- 2	51	1- 0	256	218	137	137	3	3	
TOTALS	RPI 1-25	RPI 26-50	W-L RECORDS	RPI 51-100	RPI 101-150	RPI 150+				
7- 2	0- 0	0- 1	OVERALL	0- 0	1- 0	6- 1				
6- 0	0- 0	0- 0	HOME	0- 0	1- 0	5- 0				
1- 1	0- 0	0- 1	AWAY	0- 0	0- 0	1- 0				
0- 1	0- 0	0- 0	NEUTRAL	0- 0	0- 0	0- 1				
7- 2	0- 0	0- 1	NON-CONFERENCE	0- 0	1- 0	6- 1				
6- 0	0- 0	0- 0	HOME	0- 0	1- 0	5- 0				
1- 1	0- 0	0- 1	AWAY	0- 0	0- 0	1- 0				
0- 1	0- 0	0- 0	NEUTRAL	0- 0	0- 0	0- 1				
0- 0	0- 0	0- 0	CONFERENCE	0- 0	0- 0	0- 0				
0- 0	0- 0	0- 0	HOME	0- 0	0- 0	0- 0				
0- 0	0- 0	0- 0	AWAY	0- 0	0- 0	0- 0				
0- 0	0- 0	0- 0	NEUTRAL	0- 0	0- 0	0- 0				

RPI 1-25	RPI 26-50	RPI 51-100	RPI 101+	Team's RPI: 137
RPI S Opponent Score	RPI S Opponent Score	RPI S Opponent Score	RPI S Opponent Score	
	48 A Cl emson 67 69		124 H Indiana St. 75 57	
			170 H Eastern Mi ch. 72 66	
			256 H Val parai so 73 54	
			266 N Sacramento St. 107 109	
			275 H Al abama A&M 88 60	
			283 H Col umbi a 76 69	
			310 H Murray St. 84 52	
			315 A Cal Poly 74 51	
LAST 12 Division I GAMES:				
310 H Murray St. 84 52	48 A Cl emson 67 69	266 N Sacramento St. 107 109		
124 H Indiana St. 75 57	315 A Cal Poly 74 51	283 H Col umbi a 76 69		
170 H Eastern Mi ch. 72 66	256 H Val parai so 73 54	275 H Al abama A&M 88 60		

Non-Div I Games:

Illinois

Average RPI Win:	271	WON-LOST	WINNING	LAST 10	STRENGTH OF	OPP. STRENGTH	TEAM	ADJ.	CONF.	ADJ CONF.
Average RPI Loss:	181	RECORD	PCT. RANK	GAMES	SCHEDULE	OF SCHEDULE	RPI	RPI	RPI	RPI
DIV. I ONLY	4- 4	161	1- 0	319	242	254	254	14	14	
DIV. I NON-CONF.	4- 4	161	1- 0	319	242	254	254	14	14	

TOTALS	RPI 1-25	RPI 26-50	W-L RECORDS	RPI 51-100	RPI 101-150	RPI 150+				
4- 4	0- 0	0- 0	OVERALL	0- 1	0- 0	4- 3				
3- 0	0- 0	0- 0	HOME	0- 0	0- 0	3- 0				
1- 4	0- 0	0- 0	AWAY	0- 1	0- 0	1- 3				
0- 0	0- 0	0- 0	NEUTRAL	0- 0	0- 0	0- 0				
4- 4	0- 0	0- 0	NON-CONFERENCE	0- 1	0- 0	4- 3				
3- 0	0- 0	0- 0	HOME	0- 0	0- 0	3- 0				
1- 4	0- 0	0- 0	AWAY	0- 1	0- 0	1- 3				
0- 0	0- 0	0- 0	NEUTRAL	0- 0	0- 0	0- 0				
0- 0	0- 0	0- 0	CONFERENCE	0- 0	0- 0	0- 0				
0- 0	0- 0	0- 0	HOME	0- 0	0- 0	0- 0				
0- 0	0- 0	0- 0	AWAY	0- 0	0- 0	0- 0				
0- 0	0- 0	0- 0	NEUTRAL	0- 0	0- 0	0- 0				

RPI 1-25				RPI 26-50				RPI 51-100				RPI 101+				Team's RPI: 254	
RPI	S	Opponent	Score	RPI	S	Opponent	Score	RPI	S	Opponent	Score	RPI	S	Opponent	Score		
								64	A	Butler	56	58	170	A	Eastern Mich.	41	50
													176	H	North Dakota	67	55
													211	A	SIUE	61	68
													224	H	Oakland	62	56
													277	A	Cleveland St.	63	67
													338	A	Northern Ky.	58	53
													344	H	Austin Peay	61	49
LAST 12 Division I GAMES:																	
				338	A	Northern Ky.	58	53	176	H	North Dakota	67	55				
				344	H	Austin Peay	61	49	211	A	SIUE	61	68				
				224	H	Oakland	62	56									
				64	A	Butler	56	58									
				277	A	Cleveland St.	63	67									
				170	A	Eastern Mich.	41	50									

Non-Div I Games:

Illinois St.

Average RPI		Win: 0	WON-LOST RECORD	WINNING PCT. RANK	LAST 10 GAMES	STRENGTH OF SCHEDULE	OPP. STRENGTH OF SCHEDULE	TEAM RPI	ADJ. RPI	CONF. RPI	ADJ. CONF. RPI
Loss: 146											
DIV. I ONLY			0- 10	327	0- 1	70	235	288	288	22	22
DIV. I NON-CONF.			0- 10	327	0- 1	70	235	288	288	22	22
TOTALS		RPI 1-25		RPI 26-50		W-L RECORDS		RPI 51-100	RPI 101-150	RPI 150+	
0- 10	0- 2			0- 1		OVERALL		0- 1		0- 5	
0- 3	0- 0			0- 0		HOME		0- 0		0- 2	
0- 7	0- 2			0- 1		AWAY		0- 1		0- 3	
0- 0	0- 0			0- 0		NEUTRAL		0- 0		0- 0	
0- 10	0- 2			0- 1		NON-CONFERENCE		0- 1		0- 5	
0- 3	0- 0			0- 0		HOME		0- 0		0- 2	
0- 7	0- 2			0- 1		AWAY		0- 1		0- 3	
0- 0	0- 0			0- 0		NEUTRAL		0- 0		0- 0	
0- 0	0- 0			0- 0		CONFERENCE		0- 0		0- 0	
0- 0	0- 0			0- 0		HOME		0- 0		0- 0	
0- 0	0- 0			0- 0		AWAY		0- 0		0- 0	
0- 0	0- 0			0- 0		NEUTRAL		0- 0		0- 0	

RPI 1-25					
RPI	S	Opponent	Score		
17	A	South Dakota	43	96	
19	A	Minnesota	39	75	
RPI 26-50					
RPI	S	Opponent	Score		
34	A	Arizona St.	43	81	
RPI 51-100					
RPI	S	Opponent	Score		
79	A	Arizona	42	84	
Team's RPI : 288					
RPI	S	Opponent	Score		
138	H	Houston	60	79	
155	A	San Diego St.	38	81	
199	H	UT Arlington	49	97	
203	A	Massachusetts	59	71	
287	H	Weber St.	64	72	
332	A	Grand Canyon	63	74	
LAST 12 Division I GAMES:					
287	H	Weber St.	64	72	
155	A	San Diego St.	38	81	
138	H	Houston	60	79	
17	A	South Dakota	43	96	
332	A	Grand Canyon	63	74	
34	A	Arizona St.	43	81	
203	A	Massachusetts	59	71	
19	A	Minnesota	39	75	
199	H	UT Arlington	49	97	
79	A	Arizona	42	84	

Non-Div I Games:

Incarnate Word

Average RPI Win:	155	WON-LOST	WINNING	LAST 10	STRENGTH OF	OPP. STRENGTH	TEAM	ADJ.	CONF.	ADJ CONF.
Average RPI Loss:	0	RECORD	PCT. RANK	GAMES	SCHEDULE	OF SCHEDULE	RPI	RPI	RPI	RPI
DIV. I ONLY	9- 0	1	1- 0	153	30	15	15	3	3	
DIV. I NON-CONF.	9- 0	1	1- 0	153	30	15	15	3	3	

TOTALS	RPI 1-25	RPI 26-50	W-L RECORDS	RPI 51-100	RPI 101-150	RPI 150+				
9- 0	0- 0	1- 0	OVERALL	2- 0	1- 0	5- 0				
6- 0	0- 0	0- 0	HOME	1- 0	1- 0	4- 0				
3- 0	0- 0	1- 0	AWAY	1- 0	0- 0	1- 0				
0- 0	0- 0	0- 0	NEUTRAL	0- 0	0- 0	0- 0				
9- 0	0- 0	1- 0	NON-CONFERENCE	2- 0	1- 0	5- 0				
6- 0	0- 0	0- 0	HOME	1- 0	1- 0	4- 0				
3- 0	0- 0	1- 0	AWAY	1- 0	0- 0	1- 0				
0- 0	0- 0	0- 0	NEUTRAL	0- 0	0- 0	0- 0				
0- 0	0- 0	0- 0	CONFERENCE	0- 0	0- 0	0- 0				
0- 0	0- 0	0- 0	HOME	0- 0	0- 0	0- 0				
0- 0	0- 0	0- 0	AWAY	0- 0	0- 0	0- 0				
0- 0	0- 0	0- 0	NEUTRAL	0- 0	0- 0	0- 0				

RPI 1-25				Team's RPI: 15			
RPI	S	Opponent	Score				
45	A	UCLA	67 65				

RPI 26-50			
RPI	S	Opponent	Score

RPI 51-100			
RPI	S	Opponent	Score
64	H	Butler	66 46
94	A	Wake Forest	87 73

RPI 101+			
RPI	S	Opponent	Score
122	H	Northern Ill.	91 73
187	H	Milwaukee	68 66
195	H	Florida	83 64
224	A	Oakland	59 32
229	H	North Florida	75 52
237	H	Missouri St.	98 74

LAST 12 Division I GAMES:									
229	H	North Florida	75	52	237	H	Missouri St.	98	74
224	A	Oakland	59	32	64	H	Butler	66	46
187	H	Milwaukee	68	66	45	A	UCLA	67	65
					94	A	Wake Forest	87	73
					122	H	Northern Ill.	91	73
					195	H	Florida	83	64

Non-Div I Games:

Indiana

Average RPI	Win:	250	WON-LOST	WINNING	LAST 10	STRENGTH OF	OPP. STRENGTH	TEAM	ADJ.	CONF.	ADJ CONF.
Average RPI	Loss:	124	RECORD	PCT. RANK	GAMES	SCHEDULE	OF SCHEDULE	RPI	RPI	RPI	RPI
DIV. I ONLY		5- 3		114	1- 0	163	237	124	124	14	14
DIV. I NON-CONF.		5- 3		114	1- 0	163	237	124	124	14	14

TOTALS	RPI 1-25		RPI 26-50		W-L RECORDS	RPI 51-100		RPI 101-150		RPI 150+	
5- 3	0- 0		0- 1		OVERALL	0- 0		0- 1		5- 1	
1- 1	0- 0		0- 1		HOME	0- 0		0- 0		1- 0	
4- 1	0- 0		0- 0		AWAY	0- 0		0- 1		4- 0	
0- 1	0- 0		0- 0		NEUTRAL	0- 0		0- 0		0- 1	
5- 3	0- 0		0- 1		NON-CONFERENCE	0- 0		0- 1		5- 1	
1- 1	0- 0		0- 1		HOME	0- 0		0- 0		1- 0	
4- 1	0- 0		0- 0		AWAY	0- 0		0- 1		4- 0	
0- 1	0- 0		0- 0		NEUTRAL	0- 0		0- 0		0- 1	
0- 0	0- 0		0- 0		CONFERENCE	0- 0		0- 0		0- 0	
0- 0	0- 0		0- 0		HOME	0- 0		0- 0		0- 0	
0- 0	0- 0		0- 0		AWAY	0- 0		0- 0		0- 0	
0- 0	0- 0		0- 0		NEUTRAL	0- 0		0- 0		0- 0	

RPI 1-25				RPI 26-50				RPI 51-100				RPI 101+ Team's RPI: 124			
RPI	S	Opponent	Score	RPI	S	Opponent	Score	RPI	S	Opponent	Score	RPI	S	Opponent	Score
				36	H	IUPUI	59 64					137	A	Illinois	57 75
												190	A	Saint Louis	60 56
												198	A	Southeast Mo. St.	62 51
												200	N	UC Irvine	61 77
												218	H	UIC	60 53
												312	A	Marshall	62 53
												332	A	Grand Canyon	88 81
LAST 12 Division I GAMES:															
				218	H	UIC	60 53					198	A	Southeast Mo. St.	62 51
				137	A	Illinois	57 75					200	N	UC Irvine	61 77
				36	H	IUPUI	59 64					332	A	Grand Canyon	88 81
												190	A	Saint Louis	60 56
												312	A	Marshall	62 53

Non-Div I Games:

Indiana St.

Average RPI	Win:	215	WON-LOST	WINNING	LAST 10	STRENGTH OF	OPP. STRENGTH	TEAM	ADJ.	CONF.	ADJ CONF.
Average RPI	Loss:	119	RECORD	PCT. RANK	GAMES	SCHEDULE	OF SCHEDULE	RPI	RPI	RPI	RPI
DIV. I ONLY		1- 9	323	0- 1	45	264	253	253	28	28	
DIV. I NON-CONF.		1- 9	323	0- 1	45	264	253	253	28	28	

TOTALS	RPI 1-25		RPI 26-50		W-L RECORDS	RPI 51-100		RPI 101-150		RPI 150+	
1- 9	0- 0		0- 0		OVERALL	0- 4		0- 3		1- 2	
1- 4	0- 0		0- 0		HOME	0- 2		0- 2		1- 0	
0- 5	0- 0		0- 0		AWAY	0- 2		0- 1		0- 2	
0- 0	0- 0		0- 0		NEUTRAL	0- 0		0- 0		0- 0	
1- 9	0- 0		0- 0		NON-CONFERENCE	0- 4		0- 3		1- 2	
1- 4	0- 0		0- 0		HOME	0- 2		0- 2		1- 0	
0- 5	0- 0		0- 0		AWAY	0- 2		0- 1		0- 2	
0- 0	0- 0		0- 0		NEUTRAL	0- 0		0- 0		0- 0	
0- 0	0- 0		0- 0		CONFERENCE	0- 0		0- 0		0- 0	
0- 0	0- 0		0- 0		HOME	0- 0		0- 0		0- 0	
0- 0	0- 0		0- 0		AWAY	0- 0		0- 0		0- 0	
0- 0	0- 0		0- 0		NEUTRAL	0- 0		0- 0		0- 0	

RPI 1-25				RPI 26-50				RPI 51-100				RPI 101+				Team's RPI: 253
RPI	S	Opponent	Score	RPI	S	Opponent	Score	RPI	S	Opponent	Score	RPI	S	Opponent	Score	
								52	H	Central Mich.	39 82	102	A	Kansas	44 75	
								61	A	Bucknell	43 81	116	H	Stony Brook	51 53	
								65	H	St. John's (NY)	35 61	128	H	Penn	43 66	
								73	A	Toledo	38 84	215	H	George Washington	52 43	
												221	A	Temple	39 59	
												251	A	Hofstra	49 74	

LAST 12 Division I GAMES:																
128	H	Penn	43 66	116	H	Stony Brook	51 53									
221	A	Temple	39 59	73	A	Toledo	38 84									
61	A	Bucknell	43 81	65	H	St. John's (NY)	35 61									
52	H	Central Mich.	39 82	251	A	Hofstra	49 74									
102	A	Kansas	44 75													
215	H	George Washington	52 43													

Non-Div I Games:

Iona

Average RPI Win:	176	WON-LOST	WINNING	LAST 10	STRENGTH OF	OPP. STRENGTH	TEAM	ADJ.	CONF.	ADJ CONF.
Average RPI Loss:	12	RECORD	PCT. RANK	GAMES	SCHEDULE	OF SCHEDULE	RPI	RPI	RPI	RPI
DIV. I ONLY	7- 2	51	0- 1	73	29	25	25	3	3	
DIV. I NON-CONF.	7- 2	51	0- 1	73	29	25	25	3	3	

TOTALS	RPI 1-25	RPI 26-50	W-L RECORDS	RPI 51-100	RPI 101-150	RPI 150+				
7- 2	1- 2	1- 0	OVERALL	0- 0	0- 0	5- 0				
5- 0	1- 0	1- 0	HOME	0- 0	0- 0	3- 0				
1- 1	0- 1	0- 0	AWAY	0- 0	0- 0	1- 0				
1- 1	0- 1	0- 0	NEUTRAL	0- 0	0- 0	1- 0				
7- 2	1- 2	1- 0	NON-CONFERENCE	0- 0	0- 0	5- 0				
5- 0	1- 0	1- 0	HOME	0- 0	0- 0	3- 0				
1- 1	0- 1	0- 0	AWAY	0- 0	0- 0	1- 0				
1- 1	0- 1	0- 0	NEUTRAL	0- 0	0- 0	1- 0				
0- 0	0- 0	0- 0	CONFERENCE	0- 0	0- 0	0- 0				
0- 0	0- 0	0- 0	HOME	0- 0	0- 0	0- 0				
0- 0	0- 0	0- 0	AWAY	0- 0	0- 0	0- 0				
0- 0	0- 0	0- 0	NEUTRAL	0- 0	0- 0	0- 0				

RPI	S	Opponent	Score
1	A	Notre Dame	71 105
8	H	Iowa St.	73 70
22	N	Florida St.	67 71

RPI	S	Opponent	Score
36	H	IUPUI	72 58

RPI	S	Opponent	Score
-----	---	----------	-------

RPI	S	Opponent	Score
162	A	Western Ky.	104 67
182	H	Oral Roberts	90 77
209	N	West Virginia	84 81
292	H	Robert Morris	92 63
345	H	N.C. Central	106 39

LAST 12 Division I GAMES:

292	H	Robert Morris	92 63	22	N	Florida St.	67 71
1	A	Notre Dame	71 105	36	H	IUPUI	72 58
209	N	West Virginia	84 81	8	H	Iowa St.	73 70
345	H	N.C. Central	106 39				
162	A	Western Ky.	104 67				
182	H	Oral Roberts	90 77				

Non-Div I Games:

Iowa

Average RPI Win: 127

Average RPI Loss: 21

WON-LOST
RECORDWINNING
PCT. RANKLAST 10
GAMESSTRENGTH OF
SCHEDULEOPP. STRENGTH
OF SCHEDULETEAM
RPIADJ.
RPICONF.
RPIADJ CONF.
RPIDIV. I ONLY
DIV. I NON-CONF.7- 2
7- 251
513- 0
3- 010
10133
1338
88
86
66
6

TOTALS

RPI 1-25

RPI 26-50

W-L RECORDS

RPI 51-100

RPI 101-150

RPI 150+

7- 2 1- 2

1- 0

OVERALL

1- 0

1- 0

3- 0

6- 0 1- 0

1- 0

HOME

1- 0

1- 0

2- 0

0- 2 0- 2

0- 0

AWAY

0- 0

0- 0

0- 0

1- 0 0- 0

0- 0

NEUTRAL

0- 0

0- 0

1- 0

7- 2 1- 2

1- 0

NON-CONFERENCE

1- 0

1- 0

3- 0

6- 0 1- 0

1- 0

HOME

1- 0

1- 0

2- 0

0- 2 0- 2

0- 0

AWAY

0- 0

0- 0

0- 0

1- 0 0- 0

0- 0

NEUTRAL

0- 0

0- 0

1- 0

0- 0 0- 0

0- 0

CONFERENCE

0- 0

0- 0

0- 0

0- 0 0- 0

0- 0

HOME

0- 0

0- 0

0- 0

0- 0 0- 0

0- 0

AWAY

0- 0

0- 0

0- 0

0- 0 0- 0

0- 0

NEUTRAL

0- 0

0- 0

0- 0

RPI 1-25 Team's RPI: 8

RPI 26-50

RPI 51-100

RPI 101+

RPI	S	Opponent	Score
14	H	Miami (FL)	75 52
17	A	South Dakota	59 64
25	A	Iowa	70 73

RPI	S	Opponent	Score
40	H	Auburn	67 64

RPI	S	Opponent	Score
55	H	Arkansas	91 82

RPI	S	Opponent	Score
122	H	Northern Ill.	70 60
170	N	Eastern Mich.	85 59
176	H	North Dakota	87 35
311	H	Niagara	95 35

LAST 12 Division I GAMES:

17	A	South Dakota	59	64	122	H	Northern Ill.	70	60
170	N	Eastern Mich.	85	59	40	H	Auburn	67	64
311	H	Niagara	95	35	14	H	Miami (FL)	75	52
					176	H	North Dakota	87	35
					25	A	Iowa	70	73
					55	H	Arkansas	91	82

Non-Div I Games:

Iowa St.

Average RPI Win:	316	WON-LOST	WINNING	LAST 10	STRENGTH OF	OPP. STRENGTH	TEAM	ADJ.	CONF.	ADJ CONF.
Average RPI Loss:	196	RECORD	PCT. RANK	GAMES	SCHEDULE	OF SCHEDULE	RPI	RPI	RPI	RPI
DIV. I ONLY	1- 5	295	0- 0	168	348	318	318	27	27	
DIV. I NON-CONF.	1- 5	295	0- 0	168	348	318	318	27	27	

TOTALS	RPI 1-25	RPI 26-50	W-L RECORDS	RPI 51-100	RPI 101-150	RPI 150+				
1- 5	0- 1	0- 0	OVERALL	0- 0	0- 1	1- 3				
1- 1	0- 0	0- 0	HOME	0- 0	0- 1	1- 0				
0- 4	0- 1	0- 0	AWAY	0- 0	0- 0	0- 3				
0- 0	0- 0	0- 0	NEUTRAL	0- 0	0- 0	0- 0				
1- 5	0- 1	0- 0	NON-CONFERENCE	0- 0	0- 1	1- 3				
1- 1	0- 0	0- 0	HOME	0- 0	0- 1	1- 0				
0- 4	0- 1	0- 0	AWAY	0- 0	0- 0	0- 3				
0- 0	0- 0	0- 0	NEUTRAL	0- 0	0- 0	0- 0				
0- 0	0- 0	0- 0	CONFERENCE	0- 0	0- 0	0- 0				
0- 0	0- 0	0- 0	HOME	0- 0	0- 0	0- 0				
0- 0	0- 0	0- 0	AWAY	0- 0	0- 0	0- 0				
0- 0	0- 0	0- 0	NEUTRAL	0- 0	0- 0	0- 0				

RPI 1-25				RPI 26-50				RPI 51-100				RPI 101+ Team's RPI: 318			
RPI	S	Opponent	Score	RPI	S	Opponent	Score	RPI	S	Opponent	Score	RPI	S	Opponent	Score
23	A	Mississippi St.	38 105									149	H	Southeastern La.	45 50
												199	A	UT Arlington	63 99
												276	A	Memphis	67 68
												316	H	Central Ark.	65 56
												335	A	Louisiana	61 68
LAST 12 Division I GAMES:															
149	H	Southeastern La.	45 50	316	H	Central Ark.	65 56								
23	A	Mississippi St.	38 105	199	A	UT Arlington	63 99								
335	A	Louisiana	61 68	276	A	Memphis	67 68								

Non-Div I Games: Spring Hill 105 57

Jackson St.

Loss,
Non-Conf, S Site,
H Home
A Away
N Neutral

Average RPI Win:	348	WON-LOST	WINNING	LAST 10	STRENGTH OF	OPP. STRENGTH	TEAM	ADJ.	CONF.	ADJ CONF.
Average RPI Loss:	102	RECORD	PCT. RANK	GAMES	SCHEDULE	OF SCHEDULE	RPI	RPI	RPI	RPI
DIV. I ONLY	2- 5	255	0- 1	220	249	238	238	26	26	
DIV. I NON-CONF.	2- 5	255	0- 1	220	249	238	238	26	26	
<hr/>										
TOTALS	RPI 1-25	RPI 26-50	W-L RECORDS	RPI 51-100	RPI 101-150	RPI 150+				
2- 5	0- 1	0- 1	OVERALL	0- 0	0- 2	2- 1				
0- 1	0- 0	0- 0	HOME	0- 0	0- 0	0- 1				
2- 3	0- 1	0- 0	AWAY	0- 0	0- 2	2- 0				
0- 1	0- 0	0- 1	NEUTRAL	0- 0	0- 0	0- 0				
2- 5	0- 1	0- 1	NON-CONFERENCE	0- 0	0- 2	2- 1				
0- 1	0- 0	0- 0	HOME	0- 0	0- 0	0- 1				
2- 3	0- 1	0- 0	AWAY	0- 0	0- 2	2- 0				
0- 1	0- 0	0- 1	NEUTRAL	0- 0	0- 0	0- 0				
0- 0	0- 0	0- 0	CONFERENCE	0- 0	0- 0	0- 0				
0- 0	0- 0	0- 0	HOME	0- 0	0- 0	0- 0				
0- 0	0- 0	0- 0	AWAY	0- 0	0- 0	0- 0				
0- 0	0- 0	0- 0	NEUTRAL	0- 0	0- 0	0- 0				

RPI 1-25				RPI 26-50				RPI 51-100				RPI 101+ Team's RPI: 238			
RPI	S	Opponent	Score	RPI	S	Opponent	Score	RPI	S	Opponent	Score	RPI	S	Opponent	Score
22	A	Florida St.	46 79	27	N	Old Domini on	76 78					105	A	Texas A&M	53 73
												109	A	Penn St.	61 80
												248	H	Bethune-Cookman	56 58
												346	A	Charleston So.	68 58
												349	A	Savannah St.	68 58
<hr/>															
LAST 12 Division I GAMES:															
				27	N	Old Domini on	76 78	109	A	Penn St.	61 80				
				349	A	Savannah St.	68 58	248	H	Bethune-Cookman	56 58				
				22	A	Florida St.	46 79	346	A	Charleston So.	68 58				
				105	A	Texas A&M	53 73								

Non-Div I Games: Webber Int'l 73 39

Jacksonville

Average RPI Win: 300

Average RPI Loss: 177

WON-LOST
RECORDWINNING
PCT. RANKLAST 10
GAMESSTRENGTH OF
SCHEDULEOPP. STRENGTH
OF SCHEDULETEAM
RPIADJ.
RPICONF.
RPIADJ CONF.
RPIDIV. I ONLY
DIV. I NON-CONF.3- 3
3- 3161
1610- 1
0- 1326
326211
211240
240240
24020
2020
20

TOTALS

RPI 1-25

RPI 26-50

W-L RECORDS

RPI 51-100

RPI 101-150

RPI 150+

3- 3
0- 0
3- 1
0- 20- 0
0- 0
0- 0
0- 00- 0
0- 0
0- 0
0- 0OVERALL
HOME
AWAY
NEUTRAL0- 0
0- 0
0- 0
0- 00- 0
0- 0
0- 0
0- 03- 3
0- 0
3- 1
0- 23- 3
0- 0
3- 1
0- 20- 0
0- 0
0- 0
0- 00- 0
0- 0
0- 0
0- 0NON-CONFERENCE
HOME
AWAY
NEUTRAL0- 0
0- 0
0- 0
0- 00- 0
0- 0
0- 0
0- 03- 3
0- 0
3- 1
0- 20- 0
0- 0
0- 0
0- 00- 0
0- 0
0- 0
0- 00- 0
0- 0
0- 0
0- 0CONFERENCE
HOME
AWAY
NEUTRAL0- 0
0- 0
0- 0
0- 00- 0
0- 0
0- 0
0- 00- 0
0- 0
0- 0
0- 0

RPI 1-25

RPI 26-50

RPI 51-100

RPI 101+

Team's RPI: 240

RPI S Opponent Score

RPI S Opponent Score

RPI S Opponent Score

RPI S Opponent Score

158	N	Harvard	62	69
185	N	Washington St.	51	64
189	A	Texas Tech	58	71
239	A	Ole Miss	60	49
319	A	Lipscomb	58	46
341	A	Florida A&M	62	31

LAST 12 Division I GAMES:

185	N	Washington St.	51	64	158	N	Harvard	62	69
239	A	Ole Miss	60	49	319	A	Lipscomb	58	46
					189	A	Texas Tech	58	71
					341	A	Florida A&M	62	31

Non-Div I Games:

Montevallo

84 52

Jacksonville St.

Average RPI Win: 209		WON-LOST	WINNING	LAST 10	STRENGTH OF	OPP. STRENGTH	TEAM	ADJ.	CONF.	ADJ CONF.
Loss: 111		RECORD	PCT. RANK	GAMES	SCHEDULE	OF SCHEDULE	RPI	RPI	RPI	RPI
DIV. I ONLY		6- 2	68	0- 1	261	96	103	103	13	13
DIV. I NON-CONF.		6- 2	68	0- 1	261	96	103	103	13	13

TOTALS		RPI 1-25		RPI 26-50	W-L RECORDS		RPI 51-100	RPI 101-150	RPI 150+	
6- 2		0- 0		0- 1	OVERALL		1- 0	0- 0	5- 1	
4- 0		0- 0		0- 0	HOME		1- 0	0- 0	3- 0	
2- 2		0- 0		0- 1	AWAY		0- 0	0- 0	2- 1	
0- 0		0- 0		0- 0	NEUTRAL		0- 0	0- 0	0- 0	
6- 2		0- 0		0- 1	NON-CONFERENCE		1- 0	0- 0	5- 1	
4- 0		0- 0		0- 0	HOME		1- 0	0- 0	3- 0	
2- 2		0- 0		0- 1	AWAY		0- 0	0- 0	2- 1	
0- 0		0- 0		0- 0	NEUTRAL		0- 0	0- 0	0- 0	
0- 0		0- 0		0- 0	CONFERENCE		0- 0	0- 0	0- 0	
0- 0		0- 0		0- 0	HOME		0- 0	0- 0	0- 0	
0- 0		0- 0		0- 0	AWAY		0- 0	0- 0	0- 0	
0- 0		0- 0		0- 0	NEUTRAL		0- 0	0- 0	0- 0	

RPI 1-25				RPI 26-50				RPI 51-100				RPI 101+ Team's RPI: 103			
RPI	S	Opponent	Score	RPI	S	Opponent	Score	RPI	S	Opponent	Score	RPI	S	Opponent	Score
				47	A	Maryland	63 87	83	H	Dayton	68 55	168	H	Georgetown	69 57
												174	A	Hampton	65 72
												183	H	Winthrop	56 39
												215	H	George Washington	50 37
												299	A	Liberty	74 53
												305	A	Delaware St.	103 57

LAST 12 Division I GAMES:															
299	A	Liberty	74 53	47	A	Maryland	63 87	83	H	Dayton	68 55				
183	H	Winthrop	56 39												
174	A	Hampton	65 72												
168	H	Georgetown	69 57												
305	A	Delaware St.	103 57												
215	H	George Washington	50 37												

Non-Div I Games:

James Madison

Average RPI Win: 204		WON-LOST RECORD	WINNING PCT. RANK	LAST 10 GAMES	STRENGTH OF SCHEDULE	OPP. STRENGTH OF SCHEDULE	TEAM RPI	ADJ. RPI	CONF. RPI	ADJ. CONF. RPI
Average RPI Loss: 123										
DIV. I ONLY		7- 1	28	1- 0	303	65	102	102	6	6
DIV. I NON-CONF.		7- 1	28	1- 0	303	65	102	102	6	6
TOTALS		RPI 1-25	RPI 26-50	W-L RECORDS		RPI 51-100	RPI 101-150	RPI 150+		
7- 1	0- 0		0- 0	OVERALL		1- 0	0- 1	6- 0		
6- 0	0- 0		0- 0	HOME		0- 0	0- 0	6- 0		
1- 1	0- 0		0- 0	AWAY		1- 0	0- 1	0- 0		
0- 0	0- 0		0- 0	NEUTRAL		0- 0	0- 0	0- 0		
7- 1	0- 0		0- 0	NON-CONFERENCE		1- 0	0- 1	6- 0		
6- 0	0- 0		0- 0	HOME		0- 0	0- 0	6- 0		
1- 1	0- 0		0- 0	AWAY		1- 0	0- 1	0- 0		
0- 0	0- 0		0- 0	NEUTRAL		0- 0	0- 0	0- 0		
0- 0	0- 0		0- 0	CONFERENCE		0- 0	0- 0	0- 0		
0- 0	0- 0		0- 0	HOME		0- 0	0- 0	0- 0		
0- 0	0- 0		0- 0	AWAY		0- 0	0- 0	0- 0		
0- 0	0- 0		0- 0	NEUTRAL		0- 0	0- 0	0- 0		

RPI 1-25				RPI 26-50				RPI 51-100				RPI 101+				Team's RPI: 102	
RPI	S	Opponent	Score	RPI	S	Opponent	Score	RPI	S	Opponent	Score	RPI	S	Opponent	Score		
								68	A	LSU	68 61	123	A	Nebraska	52	58	
												167	H	George Mason	77	56	
												182	H	Oral Roberts	70	58	
												225	H	UMKC	67	55	
												253	H	Iona	75	44	
												255	H	Grambling	76	45	
												275	H	Alabama A&M	65	54	
LAST 12 Division I GAMES:																	
				182	H	Oral Roberts	70 58	255	H	Grambling	76 45						
				225	H	UMKC	67 55	123	A	Nebraska	52 58						
								68	A	LSU	68 61						
								253	H	Iona	75 44						
								167	H	George Mason	77 56						
								275	H	Alabama A&M	65 54						

Non-Div I Games:

Kansas

Average RPI	Win: 184	WON-LOST	WINNING	LAST 10	STRENGTH OF	OPP. STRENGTH	TEAM	ADJ.	CONF.	ADJ CONF.
Average RPI	Loss: 23	RECORD	PCT. RANK	GAMES	SCHEDULE	OF SCHEDULE	RPI	RPI	RPI	RPI
DIV. I ONLY	7- 2	51	1- 0	222	27	90	90	6	6	
DIV. I NON-CONF.	7- 2	51	1- 0	222	27	90	90	6	6	
TOTALS	RPI 1-25	RPI 26-50	W-L RECORDS	RPI 51-100	RPI 101-150	RPI 150+				
7- 2	0- 1	1- 1	OVERALL	0- 0	0- 0	6- 0				
5- 0	0- 0	1- 0	HOME	0- 0	0- 0	4- 0				
1- 0	0- 0	0- 0	AWAY	0- 0	0- 0	1- 0				
1- 2	0- 1	0- 1	NEUTRAL	0- 0	0- 0	1- 0				
7- 2	0- 1	1- 1	NON-CONFERENCE	0- 0	0- 0	6- 0				
5- 0	0- 0	1- 0	HOME	0- 0	0- 0	4- 0				
1- 0	0- 0	0- 0	AWAY	0- 0	0- 0	1- 0				
1- 2	0- 1	0- 1	NEUTRAL	0- 0	0- 0	1- 0				
0- 0	0- 0	0- 0	CONFERENCE	0- 0	0- 0	0- 0				
0- 0	0- 0	0- 0	HOME	0- 0	0- 0	0- 0				
0- 0	0- 0	0- 0	AWAY	0- 0	0- 0	0- 0				
0- 0	0- 0	0- 0	NEUTRAL	0- 0	0- 0	0- 0				

RPI S Opponent Score	RPI S Opponent Score	RPI S Opponent Score	RPI S Opponent Score
11 N Syracuse 61 70	33 H Lamar University 73 55	35 N DePaul 59 79	153 H Vanderbilt 72 61
			161 N Princeton 80 61
			172 A Little Rock 53 47
			225 H UMKC 61 50
			264 H Omaha 61 46
			282 H North Texas 60 42
LAST 12 Division I GAMES:			
172 A Little Rock 53 47	35 N DePaul 59 79	11 N Syracuse 61 70	
33 H Lamar University 73 55	225 H UMKC 61 50		
153 H Vanderbilt 72 61	282 H North Texas 60 42		
161 N Princeton 80 61	264 H Omaha 61 46		

Non-Div I Games:

Kansas St.

Average RPI Win:	222	WON-LOST	WINNING	LAST 10	STRENGTH OF	OPP. STRENGTH	TEAM	ADJ.	CONF.	ADJ CONF.
Average RPI Loss:	133	RECORD	PCT. RANK	GAMES	SCHEDULE	OF SCHEDULE	RPI	RPI	RPI	RPI
DIV. I ONLY	2- 6	264	0- 1	111	182	244	244	26	26	
DIV. I NON-CONF.	2- 6	264	0- 1	111	182	244	244	26	26	

TOTALS	RPI 1-25	RPI 26-50	W-L RECORDS	RPI 51-100	RPI 101-150	RPI 150+				
2- 6	0- 0	0- 1	OVERALL	0- 1	0- 2	2- 2				
2- 0	0- 0	0- 0	HOME	0- 0	0- 0	2- 0				
0- 3	0- 0	0- 0	AWAY	0- 0	0- 2	0- 1				
0- 3	0- 0	0- 1	NEUTRAL	0- 1	0- 0	0- 1				
2- 6	0- 0	0- 1	NON-CONFERENCE	0- 1	0- 2	2- 2				
2- 0	0- 0	0- 0	HOME	0- 0	0- 0	2- 0				
0- 3	0- 0	0- 0	AWAY	0- 0	0- 2	0- 1				
0- 3	0- 0	0- 1	NEUTRAL	0- 1	0- 0	0- 1				
0- 0	0- 0	0- 0	CONFERENCE	0- 0	0- 0	0- 0				
0- 0	0- 0	0- 0	HOME	0- 0	0- 0	0- 0				
0- 0	0- 0	0- 0	AWAY	0- 0	0- 0	0- 0				
0- 0	0- 0	0- 0	NEUTRAL	0- 0	0- 0	0- 0				

RPI 1-25				RPI 26-50				RPI 51-100				RPI 101+ Team's RPI: 244			
RPI	S	Opponent	Score	RPI	S	Opponent	Score	RPI	S	Opponent	Score	RPI	S	Opponent	Score
				30	N	Michigan St.	51 75	69	N	Idaho St.	49 60	110	A	Seton Hall	80 102
												144	A	Mercer	48 64
												177	A	East Carolina	56 68
												186	H	Furman	74 63
												258	H	Ga. Southern	78 59
												269	N	UMBC	53 57

LAST 12 Division I GAMES:															
				258	H	Ga. Southern	78 59	144	A	Mercer	48 64				
				30	N	Michigan St.	51 75	110	A	Seton Hall	80 102				
				69	N	Idaho St.	49 60								
				177	A	East Carolina	56 68								
				186	H	Furman	74 63								
				269	N	UMBC	53 57								

Non-Div I Games: Middle Ga. St. 80 70

Kennesaw St.

Average RPI	Win:	249	WON-LOST	WINNING	LAST 10	STRENGTH OF	OPP. STRENGTH	TEAM	ADJ.	CONF.	ADJ CONF.
Average RPI	Loss:	43	RECORD	PCT. RANK	GAMES	SCHEDULE	OF SCHEDULE	RPI	RPI	RPI	RPI
DIV. I ONLY		4- 4	161	1- 0	199	34	166	166	10	10	
DIV. I NON-CONF.		4- 4	161	1- 0	199	34	166	166	10	10	

TOTALS	RPI 1-25		RPI 26-50		W-L RECORDS	RPI 51-100		RPI 101-150		RPI 150+	
4- 4	0- 1		0- 2		OVERALL	0- 0		1- 1		3- 0	
3- 1	0- 0		0- 1		HOME	0- 0		1- 0		2- 0	
1- 3	0- 1		0- 1		AWAY	0- 0		0- 1		1- 0	
0- 0	0- 0		0- 0		NEUTRAL	0- 0		0- 0		0- 0	
4- 4	0- 1		0- 2		NON-CONFERENCE	0- 0		1- 1		3- 0	
3- 1	0- 0		0- 1		HOME	0- 0		1- 0		2- 0	
1- 3	0- 1		0- 1		AWAY	0- 0		0- 1		1- 0	
0- 0	0- 0		0- 0		NEUTRAL	0- 0		0- 0		0- 0	
0- 0	0- 0		0- 0		CONFERENCE	0- 0		0- 0		0- 0	
0- 0	0- 0		0- 0		HOME	0- 0		0- 0		0- 0	
0- 0	0- 0		0- 0		AWAY	0- 0		0- 0		0- 0	
0- 0	0- 0		0- 0		NEUTRAL	0- 0		0- 0		0- 0	

RPI 1-25				RPI 26-50				RPI 51-100				RPI 101+ Team's RPI: 166			
RPI	S	Opponent	Score	RPI	S	Opponent	Score	RPI	S	Opponent	Score	RPI	S	Opponent	Score
4	A	NC State	61 78	28	H	Duquesne	72 77					106	A	Wright St.	55 61
				32	A	North Carolina	60 73					143	H	Youngstown St.	62 34
												224	H	Oakland	75 65
												292	A	Robert Morris	54 46
												338	H	Northern Ky.	62 61
LAST 12 Division I GAMES:															
338	H	Northern Ky.	62 61	292	A	Robert Morris	54 46								
4	A	NC State	61 78	106	A	Wright St.	55 61								
32	A	North Carolina	60 73	28	H	Duquesne	72 77								
				143	H	Youngstown St.	62 34								
				224	H	Oakland	75 65								

Non-Div I Games:

Kent St.

Average RPI	Win:	142	WON-LOST	WINNING	LAST 10	STRENGTH OF	OPP. STRENGTH	TEAM	ADJ.	CONF.	ADJ CONF.
Average RPI	Loss:	5	RECORD	PCT. RANK	GAMES	SCHEDULE	OF SCHEDULE	RPI	RPI	RPI	RPI
DIV. I ONLY		9- 1		19	0- 1	136	8	18	18	5	5
DIV. I NON-CONF.		9- 1		19	0- 1	136	8	18	18	5	5

TOTALS	RPI 1-25		RPI 26-50		W-L RECORDS	RPI 51-100		RPI 101-150		RPI 150+	
9- 1	0- 1		2- 0		OVERALL	2- 0		1- 0		4- 0	
6- 0	0- 0		0- 0		HOME	1- 0		1- 0		4- 0	
0- 1	0- 1		0- 0		AWAY	0- 0		0- 0		0- 0	
3- 0	0- 0		2- 0		NEUTRAL	1- 0		0- 0		0- 0	
9- 1	0- 1		2- 0		NON-CONFERENCE	2- 0		1- 0		4- 0	
6- 0	0- 0		0- 0		HOME	1- 0		1- 0		4- 0	
0- 1	0- 1		0- 0		AWAY	0- 0		0- 0		0- 0	
3- 0	0- 0		2- 0		NEUTRAL	1- 0		0- 0		0- 0	
0- 0	0- 0		0- 0		CONFERENCE	0- 0		0- 0		0- 0	
0- 0	0- 0		0- 0		HOME	0- 0		0- 0		0- 0	
0- 0	0- 0		0- 0		AWAY	0- 0		0- 0		0- 0	
0- 0	0- 0		0- 0		NEUTRAL	0- 0		0- 0		0- 0	

RPI 1-25				RPI 26-50				RPI 51-100				RPI 101+			
RPI	S	Opponent	Score	RPI	S	Opponent	Score	RPI	S	Opponent	Score	RPI	S	Opponent	Score
5	A	Louisville	75 80	32	N	North Carolina	85 75	75	H	Southern U.	91 41	145	H	Rhode Island	75 52
				45	N	UCLA	75 74	99	N	South Fla.	85 63	152	H	Virginia	63 51
												217	H	Morehead St.	87 57
												241	H	Alabama St.	87 35
												274	H	High Point	71 49

LAST 12 Division I GAMES:															
5	A	Louisville	75 80	32	N	North Carolina	85 75	75	H	Southern U.	91 41	145	H	Rhode Island	75 52
145	H	Rhode Island	75 52	45	N	UCLA	75 74	99	N	South Fla.	85 63	217	H	Morehead St.	87 57
217	H	Morehead St.	87 57	274	H	High Point	71 49	152	H	Virginia	63 51	241	H	Alabama St.	87 35
241	H	Alabama St.	87 35												

Non-Div I Games:

Kentucky

Average RPI	Win:	0	WON-LOST	WINNING	LAST 10	STRENGTH OF	OPP. STRENGTH	TEAM	ADJ.	CONF.	ADJ CONF.
Average RPI	Loss:	267	RECORD	PCT. RANK	GAMES	SCHEDULE	OF SCHEDULE	RPI	RPI	RPI	RPI
DIV. I ONLY		0- 9		327	0- 1	338	328	350	350	31	31
DIV. I NON-CONF.		0- 9		327	0- 1	338	328	350	350	31	31

TOTALS	RPI 1-25		RPI 26-50		W-L RECORDS	RPI 51-100		RPI 101-150		RPI 150+	
0- 9	0- 0		0- 1		OVERALL	0- 0		0- 0		0- 8	
0- 3	0- 0		0- 0		HOME	0- 0		0- 0		0- 3	
0- 5	0- 0		0- 1		AWAY	0- 0		0- 0		0- 4	
0- 1	0- 0		0- 0		NEUTRAL	0- 0		0- 0		0- 1	
0- 9	0- 0		0- 1		NON-CONFERENCE	0- 0		0- 0		0- 8	
0- 3	0- 0		0- 0		HOME	0- 0		0- 0		0- 3	
0- 5	0- 0		0- 1		AWAY	0- 0		0- 0		0- 4	
0- 1	0- 0		0- 0		NEUTRAL	0- 0		0- 0		0- 1	
0- 0	0- 0		0- 0		CONFERENCE	0- 0		0- 0		0- 0	
0- 0	0- 0		0- 0		HOME	0- 0		0- 0		0- 0	
0- 0	0- 0		0- 0		AWAY	0- 0		0- 0		0- 0	
0- 0	0- 0		0- 0		NEUTRAL	0- 0		0- 0		0- 0	

RPI 1-25				RPI 26-50				RPI 51-100				RPI 101+ Team's RPI : 350			
RPI	S	Opponent	Score	RPI	S	Opponent	Score	RPI	S	Opponent	Score	RPI	S	Opponent	Score
				41	A	Michigan	38 83					200	N	UC Irvine	71 84
												260	A	Fairfield	43 71
												280	A	Saint Peter's	59 86
												300	H	Army West Point	42 57
												313	H	UMass Lowell	64 69
												332	A	Grand Canyon	62 65
												333	A	Manhattan	46 61
												342	H	NJIT	51 72
LAST 12 Division I GAMES:															
				342	H	NJIT	51 72					280	A	Saint Peter's	59 86
				41	A	Michigan	38 83					260	A	Fairfield	43 71
				313	H	UMass Lowell	64 69					300	H	Army West Point	42 57
				332	A	Grand Canyon	62 65					333	A	Manhattan	46 61
				200	N	UC Irvine	71 84								

Non-Div I Games:

LIU Brooklyn

Average RPI Win:	136	WON-LOST	WINNING	LAST 10	STRENGTH OF	OPP. STRENGTH	TEAM	ADJ.	CONF.	ADJ CONF.
Average RPI Loss:	66	RECORD	PCT. RANK	GAMES	SCHEDULE	OF SCHEDULE	RPI	RPI	RPI	RPI
DIV. I ONLY	5- 2	80	1- 0	71	41	68	68	5	5	
DIV. I NON-CONF.	5- 2	80	1- 0	71	41	68	68	5	5	

TOTALS	RPI 1-25	RPI 26-50	W-L RECORDS	RPI 51-100	RPI 101-150	RPI 150+				
5- 2	1- 0	1- 1	OVERALL	0- 0	1- 1	2- 0				
4- 2	0- 0	1- 1	HOME	0- 0	1- 1	2- 0				
1- 0	1- 0	0- 0	AWAY	0- 0	0- 0	0- 0				
0- 0	0- 0	0- 0	NEUTRAL	0- 0	0- 0	0- 0				
5- 2	1- 0	1- 1	NON-CONFERENCE	0- 0	1- 1	2- 0				
4- 2	0- 0	1- 1	HOME	0- 0	1- 1	2- 0				
1- 0	1- 0	0- 0	AWAY	0- 0	0- 0	0- 0				
0- 0	0- 0	0- 0	NEUTRAL	0- 0	0- 0	0- 0				
0- 0	0- 0	0- 0	CONFERENCE	0- 0	0- 0	0- 0				
0- 0	0- 0	0- 0	HOME	0- 0	0- 0	0- 0				
0- 0	0- 0	0- 0	AWAY	0- 0	0- 0	0- 0				
0- 0	0- 0	0- 0	NEUTRAL	0- 0	0- 0	0- 0				

RPI S Opponent Score	RPI S Opponent Score	RPI S Opponent Score	RPI S Opponent Score
22 A Florida St. 58 45	29 H Tulane 54 56	38 H Northern Colo. 62 57	102 H Kansas 61 68
			126 H Sam Houston St. 66 52
			172 H Little Rock 60 45
			320 H McNeese 86 36
LAST 12 Division I GAMES:			
172 H Little Rock 60 45	320 H McNeese 86 36	22 A Florida St. 58 45	102 H Kansas 61 68
29 H Tulane 54 56			
38 H Northern Colo. 62 57			
126 H Sam Houston St. 66 52			

Non-Div I Games:

LSU

Average RPI Win: 257

Average RPI Loss: 162

WON-LOST
RECORDWINNING
PCT. RANKLAST 10
GAMESSTRENGTH OF
SCHEDULEOPP. STRENGTH
OF SCHEDULETEAM
RPIADJ.
RPICONF.
RPIADJ CONF.
RPIDIV. I ONLY
DIV. I NON-CONF.1- 8
1- 8317
3171- 0
1- 0131
131291
291303
303303
30316
1616
16

TOTALS

RPI 1-25

RPI 26-50

W-L RECORDS

RPI 51-100

RPI 101-150

RPI 150+

1- 8
1- 2
0- 6
0- 00- 0
0- 0
0- 0
0- 00- 0
0- 0
0- 0
0- 0OVERALL
HOME
AWAY
NEUTRAL0- 2
0- 0
0- 2
0- 00- 2
0- 1
0- 1
0- 01- 4
1- 1
0- 3
0- 01- 8
1- 2
0- 6
0- 00- 0
0- 0
0- 0
0- 00- 0
0- 0
0- 0
0- 0NON-CONFERENCE
HOME
AWAY
NEUTRAL0- 2
0- 0
0- 2
0- 00- 2
0- 1
0- 1
0- 01- 4
1- 1
0- 3
0- 00- 0
0- 0
0- 0
0- 00- 0
0- 0
0- 0
0- 00- 0
0- 0
0- 0
0- 0CONFERENCE
HOME
AWAY
NEUTRAL0- 0
0- 0
0- 0
0- 00- 0
0- 0
0- 0
0- 00- 0
0- 0
0- 0
0- 0

RPI 1-25

RPI S Opponent Score

RPI 26-50

RPI S Opponent Score

RPI 51-100

RPI S Opponent Score

RPI 101+

Team's RPI: 303

RPI S Opponent Score

51 A Villanova 68 81
54 A Oregon St. 46 100128 A Penn 34 65
150 H Drexel 43 58
158 A Harvard 43 88
191 A Towson 68 92
257 H Norfolk St. 62 52
271 H Howard 54 57
292 A Robert Morris 39 67

LAST 12 Division I GAMES:

257 H Norfolk St. 62 52
292 A Robert Morris 39 67
271 H Howard 54 57
128 A Penn 34 65
54 A Oregon St. 46 100
150 H Drexel 43 58
51 A Villanova 68 81
191 A Towson 68 92
158 A Harvard 43 88L
a
s
a
l
l
eL
a
s
a
l
l
e

Non-Div I Games:

La Salle

Average RPI Win:

269

Average RPI Loss:

180

WON-LOST
RECORDWINNING
PCT. RANKLAST 10
GAMESSTRENGTH OF
SCHEDULEOPP. STRENGTH
OF SCHEDULETEAM
RPIADJ.
RPICONF.
RPIADJ CONF.
RPIDIV. I ONLY
DIV. I NON-CONF.4- 2
4- 299
991- 0
1- 0341
341131
131214
214214
21419
1919
19

TOTALS

RPI 1-25

RPI 26-50

W-L RECORDS

RPI 51-100

RPI 101-150

RPI 150+

4- 2
2- 0
2- 2
0- 00- 0
0- 0
0- 0
0- 00- 0
0- 0
0- 0
0- 0OVERALL
HOME
AWAY
NEUTRAL0- 0
0- 0
0- 0
0- 00- 0
0- 0
0- 0
0- 04- 2
2- 0
2- 2
0- 04- 2
2- 0
2- 2
0- 00- 0
0- 0
0- 0
0- 00- 0
0- 0
0- 0
0- 0NON-CONFERENCE
HOME
AWAY
NEUTRAL0- 0
0- 0
0- 0
0- 00- 0
0- 0
0- 0
0- 04- 2
2- 0
2- 2
0- 00- 0
0- 0
0- 0
0- 00- 0
0- 0
0- 0
0- 00- 0
0- 0
0- 0
0- 0CONFERENCE
HOME
AWAY
NEUTRAL0- 0
0- 0
0- 0
0- 00- 0
0- 0
0- 0
0- 00- 0
0- 0
0- 0
0- 0

RPI 1-25

RPI 26-50

RPI 51-100

RPI 101+

Team's RPI: 214

RPI S Opponent Score

RPI S Opponent Score

RPI S Opponent Score

RPI S Opponent Score

171	A	SMU	38	49
189	A	Texas Tech	42	86
192	A	New Orleans	57	44
235	H	Mississippi Val.	72	65
320	H	McNeese	69	60
330	A	Northwestern St.	63	55

LAST 12 Division I GAMES:

235	H	Mississippi Val.	72	65
330	A	Northwestern St.	63	55
192	A	New Orleans	57	44
320	H	McNeese	69	60

189	A	Texas Tech	42	86
171	A	SMU	38	49

Non-Div I Games:

LSU-Alexandria

93 62

La. -Monroe

Average RPI Win: 307		WON-LOST		WINNING		LAST 10		STRENGTH OF		OPP. STRENGTH		TEAM		ADJ.		CONF.		ADJ CONF.	
Average RPI Loss: 266		RECORD		PCT. RANK		GAMES		SCHEDULE		OF SCHEDULE		RPI		RPI		RPI		RPI	
DIV. I ONLY		5- 4		149		0- 1		349		269		321		321		21		21	
DIV. I NON-CONF.		5- 4		149		0- 1		349		269		321		321		21		21	
TOTALS		RPI 1-25		RPI 26-50		W-L RECORDS		RPI 51-100		RPI 101-150		RPI 150+							
5- 4		0- 0		0- 0		OVERALL		0- 0		0- 0		5- 4							
3- 1		0- 0		0- 0		HOME		0- 0		0- 0		3- 1							
2- 2		0- 0		0- 0		AWAY		0- 0		0- 0		2- 2							
0- 1		0- 0		0- 0		NEUTRAL		0- 0		0- 0		0- 1							
5- 4		0- 0		0- 0		NON-CONFERENCE		0- 0		0- 0		5- 4							
3- 1		0- 0		0- 0		HOME		0- 0		0- 0		3- 1							
2- 2		0- 0		0- 0		AWAY		0- 0		0- 0		2- 2							
0- 1		0- 0		0- 0		NEUTRAL		0- 0		0- 0		0- 1							
0- 0		0- 0		0- 0		CONFERENCE		0- 0		0- 0		0- 0							
0- 0		0- 0		0- 0		HOME		0- 0		0- 0		0- 0							
0- 0		0- 0		0- 0		AWAY		0- 0		0- 0		0- 0							
0- 0		0- 0		0- 0		NEUTRAL		0- 0		0- 0		0- 0							

RPI 1-25				RPI 26-50				RPI 51-100				RPI 101+ Team's RPI: 321			
RPI	S	Opponent	Score	RPI	S	Opponent	Score	RPI	S	Opponent	Score	RPI	S	Opponent	Score
												206	N	Del aware	47 65
												212	H	Monmouth	73 69
												246	A	Fla. Atlanti c	49 53
												280	H	Saint Peter' s	60 62
												302	H	Bi nghamton	59 50
												333	A	Manhattan	49 60
												336	A	Wagner	66 43
												340	A	Fai rl ei gh Di cki nson	63 57
												343	H	Al bany (NY)	67 66
LAST 12 Di vi si on I GAMES:															
				246	A	Fla. Atlanti c	49 53					206	N	Del aware	47 65
				280	H	Saint Peter' s	60 62					212	H	Monmouth	73 69
				336	A	Wagner	66 43					333	A	Manhattan	49 60
				302	H	Bi nghamton	59 50					343	H	Al bany (NY)	67 66
				340	A	Fai rl ei gh Di cki nson	63 57								

Non-Div I Games:

Lafayette

Average RPI Win:	220	WON-LOST	WINNING	LAST 10	STRENGTH OF	OPP. STRENGTH	TEAM	ADJ.	CONF.	ADJ CONF.
Average RPI Loss:	68	RECORD	PCT. RANK	GAMES	SCHEDULE	OF SCHEDULE	RPI	RPI	RPI	RPI

DIV. I ONLY	2- 4	237	0- 0	5	332	33	33	22	22
DIV. I NON-CONF.	2- 4	237	0- 0	5	332	33	33	22	22

TOTALS	RPI 1-25	RPI 26-50	W-L RECORDS	RPI 51-100	RPI 101-150	RPI 150+			
2- 4	0- 1	0- 0	OVERALL	0- 3	1- 0	1- 0			
0- 0	0- 0	0- 0	HOME	0- 0	0- 0	0- 0			
2- 3	0- 1	0- 0	AWAY	0- 2	1- 0	1- 0			
0- 1	0- 0	0- 0	NEUTRAL	0- 1	0- 0	0- 0			
2- 4	0- 1	0- 0	NON-CONFERENCE	0- 3	1- 0	1- 0			
0- 0	0- 0	0- 0	HOME	0- 0	0- 0	0- 0			
2- 3	0- 1	0- 0	AWAY	0- 2	1- 0	1- 0			
0- 1	0- 0	0- 0	NEUTRAL	0- 1	0- 0	0- 0			
0- 0	0- 0	0- 0	CONFERENCE	0- 0	0- 0	0- 0			
0- 0	0- 0	0- 0	HOME	0- 0	0- 0	0- 0			
0- 0	0- 0	0- 0	AWAY	0- 0	0- 0	0- 0			
0- 0	0- 0	0- 0	NEUTRAL	0- 0	0- 0	0- 0			

RPI 1-25				RPI 26-50				Team's RPI: 33				RPI 51-100				RPI 101+			
RPI	S	Opponent	Score	RPI	S	Opponent	Score	RPI	S	Opponent	Score	RPI	S	Opponent	Score	RPI	S	Opponent	Score
23	A	Mississippi St.	53 104									77	A	Denver	110 117	105	A	Texas A&M	74 68
												82	N	Ohio	62 87	335	A	Louisiana	79 77
												90	A	Kansas St.	55 73				
LAST 12 Division I GAMES:																			
				90	A	Kansas St.	55 73	105	A	Texas A&M	74 68								
								82	N	Ohio	62 87								
								77	A	Denver	110 117								
								23	A	Mississippi St.	53 104								
								335	A	Louisiana	79 77								

Non-Div I Games: LeTourneau 104 27 Louisiana Col. 94 43 McMurry 100 37

Average RPI Win:	250	WON-LOST	WINNING	LAST 10	STRENGTH OF	OPP. STRENGTH	TEAM	ADJ.	CONF.	ADJ CONF.
Average RPI Loss:	63	RECORD	PCT. RANK	GAMES	SCHEDULE	OF SCHEDULE	RPI	RPI	RPI	RPI

DIV. I ONLY	6- 2	68	0- 1	249	153	160	160	21	21
DIV. I NON-CONF.	6- 2	68	0- 1	249	153	160	160	21	21
TOTALS	RPI 1-25	RPI 26-50	W-L RECORDS	RPI 51-100	RPI 101-150	RPI 150+			
6- 2	0- 0	0- 0	OVERALL	0- 2	0- 0	6- 0			
4- 2	0- 0	0- 0	HOME	0- 2	0- 0	4- 0			
2- 0	0- 0	0- 0	AWAY	0- 0	0- 0	2- 0			
0- 0	0- 0	0- 0	NEUTRAL	0- 0	0- 0	0- 0			
6- 2	0- 0	0- 0	NON-CONFERENCE	0- 2	0- 0	6- 0			
4- 2	0- 0	0- 0	HOME	0- 2	0- 0	4- 0			
2- 0	0- 0	0- 0	AWAY	0- 0	0- 0	2- 0			
0- 0	0- 0	0- 0	NEUTRAL	0- 0	0- 0	0- 0			
0- 0	0- 0	0- 0	CONFERENCE	0- 0	0- 0	0- 0			
0- 0	0- 0	0- 0	HOME	0- 0	0- 0	0- 0			
0- 0	0- 0	0- 0	AWAY	0- 0	0- 0	0- 0			
0- 0	0- 0	0- 0	NEUTRAL	0- 0	0- 0	0- 0			

RPI S Opponent	RPI S Opponent	RPI S Opponent	RPI S Opponent	Team's RPI: 160
RPI 1-25	RPI 26-50	RPI 51-100	RPI 101+	Score
51 H Villanova	74 H Charlotte	212 H Monmouth	213 H Sacred Heart	63 48
74 H Charlotte		213 H Sacred Heart	247 H Cornell	70 66
		247 H Cornell	257 H Norfolk St.	67 54
		257 H Norfolk St.	267 A Central Conn. St.	62 41
		267 A Central Conn. St.	302 A Binghamton	88 62
		302 A Binghamton		65 55
LAST 12 Division I GAMES:				
213 H Sacred Heart	70 66	74 H Charlotte	60 62	
247 H Cornell	67 54	267 A Central Conn. St.	88 62	
257 H Norfolk St.	62 41			
302 A Binghamton	65 55			
51 H Villanova	48 70			
212 H Monmouth	63 48			

Non-Div I Games: Kutztown 73 39

Lehigh

Through Games Of Dec. 11, 2018											
Average RPI Win: 267		WON-LOST	WINNING	LAST 10	STRENGTH OF	OPP. STRENGTH	TEAM	ADJ.	CONF.	ADJ CONF.	
Average RPI Loss: 135		RECORD	PCT. RANK	GAMES	SCHEDULE	OF SCHEDULE	RPI	RPI	RPI	RPI	
DIV. I ONLY		2- 6	264	0- 1	273	138	299	299	26	26	
DIV. I NON-CONF.		2- 6	264	0- 1	273	138	299	299	26	26	

TOTALS		RPI 1-25	RPI 26-50	W-L RECORDS		RPI 51-100	RPI 101-150	RPI 150+			
2- 6	0- 0		0- 1	OVERALL		0- 2	0- 1	2- 2			
1- 2	0- 0		0- 1	HOME		0- 0	0- 1	1- 0			
1- 2	0- 0		0- 0	AWAY		0- 1	0- 0	1- 1			
0- 2	0- 0		0- 0	NEUTRAL		0- 1	0- 0	0- 1			
2- 6	0- 0		0- 1	NON-CONFERENCE		0- 2	0- 1	2- 2			
1- 2	0- 0		0- 1	HOME		0- 0	0- 1	1- 0			
1- 2	0- 0		0- 0	AWAY		0- 1	0- 0	1- 1			
0- 2	0- 0		0- 0	NEUTRAL		0- 1	0- 0	0- 1			
0- 0	0- 0		0- 0	CONFERENCE		0- 0	0- 0	0- 0			
0- 0	0- 0		0- 0	HOME		0- 0	0- 0	0- 0			
0- 0	0- 0		0- 0	AWAY		0- 0	0- 0	0- 0			
0- 0	0- 0		0- 0	NEUTRAL		0- 0	0- 0	0- 0			

RPI 1-25				RPI 26-50				RPI 51-100				RPI 101+ Team's RPI : 299			
RPI	S	Opponent	Score	RPI	S	Opponent	Score	RPI	S	Opponent	Score	RPI	S	Opponent	Score
				37	H	Virginia Tech	61 72	74	N	Charlotte	61 63	103	H	James Madison	53 74
								93	A	Chattanooga	60 75	245	H	Saint Francis (PA)	82 53
												248	A	Bethune-Cookman	76 81
												257	N	Norfolk St.	53 66
												289	A	ETSU	89 86
LAST 12 Division I GAMES:															
245	H	Saint Francis (PA)	82 53	257	N	Norfolk St.	53 66								
37	H	Virginia Tech	61 72	289	A	ETSU	89 86								
248	A	Bethune-Cookman	76 81	103	H	James Madison	53 74								
				74	N	Charlotte	61 63								
				93	A	Chattanooga	60 75								

Non-Div I Games:

Liberty

Average RPI Win:	284	WON-LOST	WINNING	LAST 10	STRENGTH OF	OPP. STRENGTH	TEAM	ADJ.	CONF.	ADJ CONF.
Average RPI Loss:	177	RECORD	PCT. RANK	GAMES	SCHEDULE	OF SCHEDULE	RPI	RPI	RPI	RPI

DIV. I ONLY	2- 7	275	0- 1	298	236	319	319	26	26
DIV. I NON-CONF.	2- 7	275	0- 1	298	236	319	319	26	26
TOTALS	RPI 1-25	RPI 26-50	W-L RECORDS	RPI 51-100	RPI 101-150	RPI 150+			
2- 7	0- 0	0- 2	OVERALL	0- 1	0- 0	2- 4			
1- 2	0- 0	0- 0	HOME	0- 1	0- 0	1- 1			
1- 5	0- 0	0- 2	AWAY	0- 0	0- 0	1- 3			
0- 0	0- 0	0- 0	NEUTRAL	0- 0	0- 0	0- 0			
2- 7	0- 0	0- 2	NON-CONFERENCE	0- 1	0- 0	2- 4			
1- 2	0- 0	0- 0	HOME	0- 1	0- 0	1- 1			
1- 5	0- 0	0- 2	AWAY	0- 0	0- 0	1- 3			
0- 0	0- 0	0- 0	NEUTRAL	0- 0	0- 0	0- 0			
0- 0	0- 0	0- 0	CONFERENCE	0- 0	0- 0	0- 0			
0- 0	0- 0	0- 0	HOME	0- 0	0- 0	0- 0			
0- 0	0- 0	0- 0	AWAY	0- 0	0- 0	0- 0			
0- 0	0- 0	0- 0	NEUTRAL	0- 0	0- 0	0- 0			

RPI 1-25				RPI 26-50				RPI 51-100				RPI 101+ Team's RPI: 319			
RPI	S	Opponent	Score	RPI	S	Opponent	Score	RPI	S	Opponent	Score	RPI	S	Opponent	Score
				48	A	Clemson	26 68	62	H	UT Martin	53 62	184	A	Cincinnati	55 71
				50	A	Belmont	43 83					240	H	Jacksonville St.	46 58
												275	A	Alabama A&M	62 58
												293	H	Tennessee St.	64 62
												310	A	Murray St.	61 97
												344	A	Austin Peay	58 70
LAST 12 Division I GAMES:															
				62	H	UT Martin	53 62	184	A	Cincinnati	55 71				
				50	A	Belmont	43 83	310	A	Murray St.	61 97				
				344	A	Austin Peay	58 70	240	H	Jacksonville St.	46 58				
								275	A	Alabama A&M	62 58				
								48	A	Clemson	26 68				
								293	H	Tennessee St.	64 62				

Non-Div I Games:

Lipscomb

Average RPI	Win: 180	WON-LOST	WINNING	LAST 10	STRENGTH OF	OPP. STRENGTH	TEAM	ADJ.	CONF.	ADJ CONF.
Average RPI	Loss: 97	RECORD	PCT. RANK	GAMES	SCHEDULE	OF SCHEDULE	RPI	RPI	RPI	RPI
DIV. I ONLY	2- 6	264	0- 1	21	202	172	172	19	19	
DIV. I NON-CONF.	2- 6	264	0- 1	21	202	172	172	19	19	

TOTALS	RPI 1-25	RPI 26-50	W-L RECORDS	RPI 51-100	RPI 101-150	RPI 150+				
2- 6	0- 1	0- 0	OVERALL	0- 2	1- 2	1- 1				
1- 5	0- 1	0- 0	HOME	0- 1	0- 2	1- 1				
1- 1	0- 0	0- 0	AWAY	0- 1	1- 0	0- 0				
0- 0	0- 0	0- 0	NEUTRAL	0- 0	0- 0	0- 0				
2- 6	0- 1	0- 0	NON-CONFERENCE	0- 2	1- 2	1- 1				
1- 5	0- 1	0- 0	HOME	0- 1	0- 2	1- 1				
1- 1	0- 0	0- 0	AWAY	0- 1	1- 0	0- 0				
0- 0	0- 0	0- 0	NEUTRAL	0- 0	0- 0	0- 0				
0- 0	0- 0	0- 0	CONFERENCE	0- 0	0- 0	0- 0				
0- 0	0- 0	0- 0	HOME	0- 0	0- 0	0- 0				
0- 0	0- 0	0- 0	AWAY	0- 0	0- 0	0- 0				
0- 0	0- 0	0- 0	NEUTRAL	0- 0	0- 0	0- 0				

RPI 1-25				RPI 26-50				RPI 51-100				RPI 101+ Team's RPI: 172			
RPI	S	Opponent	Score	RPI	S	Opponent	Score	RPI	S	Opponent	Score	RPI	S	Opponent	Score
23	H	Mississippi St.	63 98					68	A	LSU	45 60	105	H	Texas A&M	40 61
								90	H	Kansas St.	47 53	114	A	Louisiana Tech	69 58
												135	H	Rice	65 79
												162	H	Western Ky.	56 68
												246	H	Fla. Atlantic	61 38

LAST 12 Division I GAMES:															
				90	H	Kansas St.	47 53	246	H	Fla. Atlantic	61 38				
				162	H	Western Ky.	56 68	114	A	Louisiana Tech	69 58				
				23	H	Mississippi St.	63 98								
				68	A	LSU	45 60								
				105	H	Texas A&M	40 61								
				135	H	Rice	65 79								

Non-Div I Games:

Little Rock

Average RPI Win:	201	WON-LOST	WINNING	LAST 10	STRENGTH OF	OPP. STRENGTH	TEAM	ADJ.	CONF.	ADJ CONF.
Average RPI Loss:	123	RECORD	PCT. RANK	GAMES	SCHEDULE	OF SCHEDULE	RPI	RPI	RPI	RPI
DIV. I ONLY	1- 9	323	0- 1	79	231	278	278	23	23	
DIV. I NON-CONF.	1- 9	323	0- 1	79	231	278	278	23	23	

TOTALS	RPI 1-25	RPI 26-50	W-L RECORDS	RPI 51-100	RPI 101-150	RPI 150+				
1- 9	0- 1	0- 0	OVERALL	0- 4	0- 2	1- 2				
1- 6	0- 0	0- 0	HOME	0- 3	0- 1	1- 2				
0- 3	0- 1	0- 0	AWAY	0- 1	0- 1	0- 0				
0- 0	0- 0	0- 0	NEUTRAL	0- 0	0- 0	0- 0				
1- 9	0- 1	0- 0	NON-CONFERENCE	0- 4	0- 2	1- 2				
1- 6	0- 0	0- 0	HOME	0- 3	0- 1	1- 2				
0- 3	0- 1	0- 0	AWAY	0- 1	0- 1	0- 0				
0- 0	0- 0	0- 0	NEUTRAL	0- 0	0- 0	0- 0				
0- 0	0- 0	0- 0	CONFERENCE	0- 0	0- 0	0- 0				
0- 0	0- 0	0- 0	HOME	0- 0	0- 0	0- 0				
0- 0	0- 0	0- 0	AWAY	0- 0	0- 0	0- 0				
0- 0	0- 0	0- 0	NEUTRAL	0- 0	0- 0	0- 0				

RPI 1-25				RPI 26-50				RPI 51-100				RPI 101+ Team's RPI : 278			
RPI	S	Opponent	Score	RPI	S	Opponent	Score	RPI	S	Opponent	Score	RPI	S	Opponent	Score
10	A	Oregon	48 110					78	H	Southern Cal i forn i a	50 86	107	A	Montana St.	62 85
								79	H	Ari zona	43 70	136	H	San Di ego	56 60
								98	A	Utah	59 82	201	H	I daho	70 63
								100	H	UNI	64 71	208	H	Nevada	67 76
												291	H	Cal i forn i a Bapti st	83 85
LAST 12 Di vi si on I GAMES:															
201	H	I daho	70 63	79	H	Ari zona	43 70								
100	H	UNI	64 71	136	H	San Di ego	56 60								
208	H	Nevada	67 76	10	A	Oregon	48 110								
98	A	Utah	59 82	107	A	Montana St.	62 85								
78	H	Southern Cal i forn i a	50 86												
291	H	Cal i forn i a Bapti st	83 85												

Non-Di v I Games:

Long Beach St.

Average RPI	Win: 334	WON-LOST RECORD	WINNING PCT. RANK	LAST 10 GAMES	STRENGTH OF SCHEDULE	OPP. STRENGTH OF SCHEDULE	TEAM RPI	ADJ. RPI	CONF. RPI	ADJ CONF. RPI
Average RPI	Loss: 217									
DIV. I ONLY	1- 4	287	0- 1	351	239	351	351	29	29	
DIV. I NON-CONF.	1- 4	287	0- 1	351	239	351	351	29	29	

TOTALS	RPI 1-25	RPI 26-50	W-L RECORDS	RPI 51-100	RPI 101-150	RPI 150+				
1- 4	0- 0	0- 0	OVERALL	0- 1	0- 0	1- 3				
1- 3	0- 0	0- 0	HOME	0- 0	0- 0	1- 3				
0- 1	0- 0	0- 0	AWAY	0- 1	0- 0	0- 0				
0- 0	0- 0	0- 0	NEUTRAL	0- 0	0- 0	0- 0				
1- 4	0- 0	0- 0	NON-CONFERENCE	0- 1	0- 0	1- 3				
1- 3	0- 0	0- 0	HOME	0- 0	0- 0	1- 3				
0- 1	0- 0	0- 0	AWAY	0- 1	0- 0	0- 0				
0- 0	0- 0	0- 0	NEUTRAL	0- 0	0- 0	0- 0				
0- 0	0- 0	0- 0	CONFERENCE	0- 0	0- 0	0- 0				
0- 0	0- 0	0- 0	HOME	0- 0	0- 0	0- 0				
0- 0	0- 0	0- 0	AWAY	0- 0	0- 0	0- 0				
0- 0	0- 0	0- 0	NEUTRAL	0- 0	0- 0	0- 0				

RPI 1-25				RPI 26-50				RPI 51-100				RPI 101+ Team's RPI: 351					
RPI	S	Opponent	Score	RPI	S	Opponent	Score	RPI	S	Opponent	Score	RPI	S	Opponent	Score		
								81	A	VCU	55	84	207	H	Wofford	72	101
													245	H	Saint Francis (PA)	88	91
													334	H	UMES	83	71
													336	H	Wagner	60	86

LAST 12 Division I GAMES:																	
								207	H	Wofford	72	101					
								245	H	Saint Francis (PA)	88	91					
								334	H	UMES	83	71					
								336	H	Wagner	60	86					
								81	A	VCU	55	84					

Non-Div I Games:

Longwood

Average RPI Win:	319	WON-LOST	WINNING	LAST 10	STRENGTH OF	OPP. STRENGTH	TEAM	ADJ.	CONF.	ADJ CONF.
Average RPI Loss:	168	RECORD	PCT. RANK	GAMES	SCHEDULE	OF SCHEDULE	RPI	RPI	RPI	RPI
DIV. I ONLY	2- 5	255	0- 1	340	149	335	335	19	19	
DIV. I NON-CONF.	2- 5	255	0- 1	340	149	335	335	19	19	

TOTALS	RPI 1-25	RPI 26-50	W-L RECORDS	RPI 51-100	RPI 101-150	RPI 150+				
2- 5	0- 0	0- 2	OVERALL	0- 0	0- 1	2- 2				
1- 2	0- 0	0- 1	HOME	0- 0	0- 1	1- 0				
1- 2	0- 0	0- 1	AWAY	0- 0	0- 0	1- 1				
0- 1	0- 0	0- 0	NEUTRAL	0- 0	0- 0	0- 1				
2- 5	0- 0	0- 2	NON-CONFERENCE	0- 0	0- 1	2- 2				
1- 2	0- 0	0- 1	HOME	0- 0	0- 1	1- 0				
1- 2	0- 0	0- 1	AWAY	0- 0	0- 0	1- 1				
0- 1	0- 0	0- 0	NEUTRAL	0- 0	0- 0	0- 1				
0- 0	0- 0	0- 0	CONFERENCE	0- 0	0- 0	0- 0				
0- 0	0- 0	0- 0	HOME	0- 0	0- 0	0- 0				
0- 0	0- 0	0- 0	AWAY	0- 0	0- 0	0- 0				
0- 0	0- 0	0- 0	NEUTRAL	0- 0	0- 0	0- 0				

RPI 1-25				RPI 26-50				RPI 51-100				RPI 101+ Team's RPI: 335			
RPI	S	Opponent	Score	RPI	S	Opponent	Score	RPI	S	Opponent	Score	RPI	S	Opponent	Score
				33	H	Lamar University	77 79					126	H	Sam Houston St.	62 68
				40	A	Auburn	59 71					317	N	A&M-Corpus Christi	63 64
												318	H	Jackson St.	68 61
												320	A	McNeese	70 59
												324	A	UTRGV	60 75

LAST 12 Division I GAMES:															
				324	A	UTRGV	60 75	126	H	Sam Houston St.	62 68				
				317	N	A&M-Corpus Christi	63 64								
				40	A	Auburn	59 71								
				318	H	Jackson St.	68 61								
				320	A	McNeese	70 59								
				33	H	Lamar University	77 79								

Non-Div I Games:

Dillard

69

72

Louisiana

Average RPI Win:	163	WON-LOST	WINNING	LAST 10	STRENGTH OF	OPP. STRENGTH	TEAM	ADJ.	CONF.	ADJ CONF.
Average RPI Loss:	146	RECORD	PCT. RANK	GAMES	SCHEDULE	OF SCHEDULE	RPI	RPI	RPI	RPI

DIV. I ONLY	4- 3	138	1- 0	165	57	114	114	18	18
DIV. I NON-CONF.	4- 3	138	1- 0	165	57	114	114	18	18

TOTALS	RPI 1-25	RPI 26-50	W-L RECORDS	RPI 51-100	RPI 101-150	RPI 150+			
4- 3	0- 0	0- 1	OVERALL	1- 0	1- 0	2- 2			
1- 1	0- 0	0- 0	HOME	0- 0	1- 0	0- 1			
2- 2	0- 0	0- 1	AWAY	0- 0	0- 0	2- 1			
1- 0	0- 0	0- 0	NEUTRAL	1- 0	0- 0	0- 0			
4- 3	0- 0	0- 1	NON-CONFERENCE	1- 0	1- 0	2- 2			
1- 1	0- 0	0- 0	HOME	0- 0	1- 0	0- 1			
2- 2	0- 0	0- 1	AWAY	0- 0	0- 0	2- 1			
1- 0	0- 0	0- 0	NEUTRAL	1- 0	0- 0	0- 0			
0- 0	0- 0	0- 0	CONFERENCE	0- 0	0- 0	0- 0			
0- 0	0- 0	0- 0	HOME	0- 0	0- 0	0- 0			
0- 0	0- 0	0- 0	AWAY	0- 0	0- 0	0- 0			
0- 0	0- 0	0- 0	NEUTRAL	0- 0	0- 0	0- 0			

RPI 1-25				RPI 26-50				RPI 51-100				RPI 101+ Team's RPI: 114			
RPI	S	Opponent	Score	RPI	S	Opponent	Score	RPI	S	Opponent	Score	RPI	S	Opponent	Score
				34	A	Arizona St.	44 80	72	N	Alabama	79 62	138	H	Houston	100 88
												164	A	Arkansas St.	80 70
												172	H	Little Rock	58 69
												233	A	Wichita St.	56 70
												276	A	Memphis	66 50

LAST 12 Division I GAMES:															
				172	H	Little Rock	58 69	72	N	Alabama	79 62				
								34	A	Arizona St.	44 80				
								233	A	Wichita St.	56 70				
								164	A	Arkansas St.	80 70				
								276	A	Memphis	66 50				
								138	H	Houston	100 88				

Non-Div I Games: LSU-Alexandria 112 70

Louisiana Tech

Average RPI Win:	113	WON-LOST	WINNING	LAST 10	STRENGTH OF	OPP. STRENGTH	TEAM	ADJ.	CONF.	ADJ CONF.
Average RPI Loss:	0	RECORD	PCT. RANK	GAMES	SCHEDULE	OF SCHEDULE	RPI	RPI	RPI	RPI
DIV. I ONLY	10- 0	1	1- 0	35	60	5	5	1	1	
DIV. I NON-CONF.	10- 0	1	1- 0	35	60	5	5	1	1	

TOTALS	RPI 1-25	RPI 26-50	W-L RECORDS	RPI 51-100	RPI 101-150	RPI 150+				
10- 0	1- 0	1- 0	OVERALL	2- 0	4- 0	2- 0				
5- 0	1- 0	0- 0	HOME	1- 0	2- 0	1- 0				
3- 0	0- 0	0- 0	AWAY	1- 0	1- 0	1- 0				
2- 0	0- 0	1- 0	NEUTRAL	0- 0	1- 0	0- 0				
10- 0	1- 0	1- 0	NON-CONFERENCE	2- 0	4- 0	2- 0				
5- 0	1- 0	0- 0	HOME	1- 0	2- 0	1- 0				
3- 0	0- 0	0- 0	AWAY	1- 0	1- 0	1- 0				
2- 0	0- 0	1- 0	NEUTRAL	0- 0	1- 0	0- 0				
0- 0	0- 0	0- 0	CONFERENCE	0- 0	0- 0	0- 0				
0- 0	0- 0	0- 0	HOME	0- 0	0- 0	0- 0				
0- 0	0- 0	0- 0	AWAY	0- 0	0- 0	0- 0				
0- 0	0- 0	0- 0	NEUTRAL	0- 0	0- 0	0- 0				

RPI S Opponent Score	RPI S Opponent Score	RPI S Opponent Score	RPI S Opponent Score
18 H Kentucky 80 75	34 N Arizona St. 58 56	62 H UT Martin 102 62	112 H Miami (OH) 95 73
		93 A Chattanooga 75 49	117 A Boise St. 74 55
			119 N Hartford 86 69
			123 H Nebraska 85 68
			162 A Western Ky. 102 80
			293 H Tennessee St. 107 52
LAST 12 Division I GAMES:			
18 H Kentucky 80 75	119 N Hartford 86 69		
62 H UT Martin 102 62	34 N Arizona St. 58 56		
293 H Tennessee St. 107 52	117 A Boise St. 74 55		
123 H Nebraska 85 68	93 A Chattanooga 75 49		
112 H Miami (OH) 95 73	162 A Western Ky. 102 80		

Non-Div I Games:

Louisville

Average RPI	Win: 278	WON-LOST	WINNING	LAST 10	STRENGTH OF	OPP. STRENGTH	TEAM	ADJ.	CONF.	ADJ CONF.
Average RPI	Loss: 117	RECORD	PCT. RANK	GAMES	SCHEDULE	OF SCHEDULE	RPI	RPI	RPI	RPI
DIV. I ONLY	6- 3	99	0- 1	295	200	169	169	14	14	
DIV. I NON-CONF.	6- 3	99	0- 1	295	200	169	169	14	14	

TOTALS	RPI 1-25	RPI 26-50	W-L RECORDS	RPI 51-100	RPI 101-150	RPI 150+				
6- 3	0- 0	0- 0	OVERALL	0- 1	0- 2	6- 0				
4- 0	0- 0	0- 0	HOME	0- 0	0- 0	4- 0				
2- 3	0- 0	0- 0	AWAY	0- 1	0- 2	2- 0				
0- 0	0- 0	0- 0	NEUTRAL	0- 0	0- 0	0- 0				
6- 3	0- 0	0- 0	NON-CONFERENCE	0- 1	0- 2	6- 0				
4- 0	0- 0	0- 0	HOME	0- 0	0- 0	4- 0				
2- 3	0- 0	0- 0	AWAY	0- 1	0- 2	2- 0				
0- 0	0- 0	0- 0	NEUTRAL	0- 0	0- 0	0- 0				
0- 0	0- 0	0- 0	CONFERENCE	0- 0	0- 0	0- 0				
0- 0	0- 0	0- 0	HOME	0- 0	0- 0	0- 0				
0- 0	0- 0	0- 0	AWAY	0- 0	0- 0	0- 0				
0- 0	0- 0	0- 0	NEUTRAL	0- 0	0- 0	0- 0				

RPI 1-25				RPI 26-50				RPI 51-100				RPI 101+ Team's RPI: 169			
RPI	S	Opponent	Score	RPI	S	Opponent	Score	RPI	S	Opponent	Score	RPI	S	Opponent	Score
								63	A	Purdue	41 65	143	A	Youngstown St.	63 74
												146	A	Bowling Green	74 88
												211	H	SIUE	56 43
												218	A	UIC	75 60
												281	H	Detroit Mercy	52 43
												309	A	Western Mi ch.	64 53
												323	H	Purdue Fort Wayne	81 67
												327	H	Chi cago St.	76 40

LAST 12 Division I GAMES:															
211	H	SIUE	56 43	63	A	Purdue	41 65	281	H	Detroit Mercy	52 43	143	A	Youngstown St.	63 74
309	A	Western Mi ch.	64 53												
323	H	Purdue Fort Wayne	81 67												
327	H	Chi cago St.	76 40												
146	A	Bowling Green	74 88												
218	A	UIC	75 60												

Non-Div I Games:

Loyol a Chi cago

Average RPI Win: 0		WON-LOST	WINNING	LAST 10	STRENGTH OF	OPP. STRENGTH	TEAM	ADJ.	CONF.	ADJ CONF.
Average RPI Loss: 179		RECORD	PCT. RANK	GAMES	SCHEDULE	OF SCHEDULE	RPI	RPI	RPI	RPI
DIV. I ONLY		0- 10	327	0- 1	105	316	314	314	21	21
DIV. I NON-CONF.		0- 10	327	0- 1	105	316	314	314	21	21

TOTALS		RPI 1-25	RPI 26-50		W-L RECORDS		RPI 51-100	RPI 101-150	RPI 150+	
0- 10		0- 0	0- 1		OVERALL		0- 0	0- 2	0- 7	
0- 3		0- 0	0- 0		HOME		0- 0	0- 1	0- 2	
0- 6		0- 0	0- 1		AWAY		0- 0	0- 0	0- 5	
0- 1		0- 0	0- 0		NEUTRAL		0- 0	0- 1	0- 0	
0- 10		0- 0	0- 1		NON-CONFERENCE		0- 0	0- 2	0- 7	
0- 3		0- 0	0- 0		HOME		0- 0	0- 1	0- 2	
0- 6		0- 0	0- 1		AWAY		0- 0	0- 0	0- 5	
0- 1		0- 0	0- 0		NEUTRAL		0- 0	0- 1	0- 0	
0- 0		0- 0	0- 0		CONFERENCE		0- 0	0- 0	0- 0	
0- 0		0- 0	0- 0		HOME		0- 0	0- 0	0- 0	
0- 0		0- 0	0- 0		AWAY		0- 0	0- 0	0- 0	
0- 0		0- 0	0- 0		NEUTRAL		0- 0	0- 0	0- 0	

RPI 1-25				RPI 26-50				RPI 51-100				RPI 101+ Team's RPI: 314			
RPI	S	Opponent	Score	RPI	S	Opponent	Score	RPI	S	Opponent	Score	RPI	S	Opponent	Score
				47	A	Maryl and	48 83					125	N	Boston College	47 73
												148	H	Mt. St. Mary's	67 77
												167	A	George Mason	38 70
												168	A	Georgetown	30 45
												180	H	William & Mary	49 65
												191	A	Towson	57 62
												223	H	St. Francis Brooklyn	70 75
												231	A	Dartmouth	41 54
												307	A	Saint Joseph's	46 49
LAST 12 Division I GAMES:															
				148	H	Mt. St. Mary's	67 77					307	A	Saint Joseph's	46 49
				125	N	Boston College	47 73					47	A	Maryl and	48 83
				180	H	William & Mary	49 65					223	H	St. Francis Brooklyn	70 75
				168	A	Georgetown	30 45					191	A	Towson	57 62
				231	A	Dartmouth	41 54								
				167	A	George Mason	38 70								

Non-Div I Games:

Loyola Maryland

Average RPI	Win:	161	WON-LOST	WINNING	LAST 10	STRENGTH OF	OPP. STRENGTH	TEAM	ADJ.	CONF.	ADJ CONF.
Average RPI	Loss:	109	RECORD	PCT. RANK	GAMES	SCHEDULE	OF SCHEDULE	RPI	RPI	RPI	RPI
DIV. I ONLY		6- 2		68	1- 0	159	84	67	67	7	7
DIV. I NON-CONF.		6- 2		68	1- 0	159	84	67	67	7	7

TOTALS	RPI 1-25		RPI 26-50		W-L RECORDS	RPI 51-100		RPI 101-150		RPI 150+	
6- 2	0- 0		1- 0		OVERALL	1- 1		2- 1		2- 0	
3- 1	0- 0		1- 0		HOME	0- 0		1- 1		1- 0	
3- 1	0- 0		0- 0		AWAY	1- 1		1- 0		1- 0	
0- 0	0- 0		0- 0		NEUTRAL	0- 0		0- 0		0- 0	
6- 2	0- 0		1- 0		NON-CONFERENCE	1- 1		2- 1		2- 0	
3- 1	0- 0		1- 0		HOME	0- 0		1- 1		1- 0	
3- 1	0- 0		0- 0		AWAY	1- 1		1- 0		1- 0	
0- 0	0- 0		0- 0		NEUTRAL	0- 0		0- 0		0- 0	
0- 0	0- 0		0- 0		CONFERENCE	0- 0		0- 0		0- 0	
0- 0	0- 0		0- 0		HOME	0- 0		0- 0		0- 0	
0- 0	0- 0		0- 0		AWAY	0- 0		0- 0		0- 0	
0- 0	0- 0		0- 0		NEUTRAL	0- 0		0- 0		0- 0	

RPI 1-25				RPI 26-50				RPI 51-100				RPI 101+			
RPI	S	Opponent	Score	RPI	S	Opponent	Score	RPI	S	Opponent	Score	RPI	S	Opponent	Score
				45	H	UCLA	69 63	77	A	Denver	75 104	115	H	UC Davis	60 53
								79	A	Ari zona	66 64	131	A	CSUN	72 53
												140	H	Northern Ari z.	62 63
												292	H	Robert Morris	61 53
												301	A	UC Santa Barbara	70 57

Team's RPI: 67															
LAST 12 Division I GAMES:															
				79	A	Ari zona	66 64	292	H	Robert Morris	61 53				
				45	H	UCLA	69 63	131	A	CSUN	72 53				
								77	A	Denver	75 104				
								115	H	UC Davis	60 53				
								140	H	Northern Ari z.	62 63				
								301	A	UC Santa Barbara	70 57				

Non-Div I Games:

Loyola Marymount

Average RPI Win:	168	WON-LOST	WINNING	LAST 10	STRENGTH OF	OPP. STRENGTH	TEAM	ADJ.	CONF.	ADJ CONF.
Average RPI Loss:	34	RECORD	PCT. RANK	GAMES	SCHEDULE	OF SCHEDULE	RPI	RPI	RPI	RPI
DIV. I ONLY	7- 2	51	1- 0	145	90	53	53	24	24	
DIV. I NON-CONF.	7- 2	51	1- 0	145	90	53	53	24	24	

TOTALS	RPI 1-25	RPI 26-50	W-L RECORDS	RPI 51-100	RPI 101-150	RPI 150+				
7- 2	0- 1	1- 1	OVERALL	1- 0	1- 0	4- 0				
2- 1	0- 0	0- 1	HOME	1- 0	0- 0	1- 0				
3- 1	0- 1	1- 0	AWAY	0- 0	0- 0	2- 0				
2- 0	0- 0	0- 0	NEUTRAL	0- 0	1- 0	1- 0				
7- 2	0- 1	1- 1	NON-CONFERENCE	1- 0	1- 0	4- 0				
2- 1	0- 0	0- 1	HOME	1- 0	0- 0	1- 0				
3- 1	0- 1	1- 0	AWAY	0- 0	0- 0	2- 0				
2- 0	0- 0	0- 0	NEUTRAL	0- 0	1- 0	1- 0				
0- 0	0- 0	0- 0	CONFERENCE	0- 0	0- 0	0- 0				
0- 0	0- 0	0- 0	HOME	0- 0	0- 0	0- 0				
0- 0	0- 0	0- 0	AWAY	0- 0	0- 0	0- 0				
0- 0	0- 0	0- 0	NEUTRAL	0- 0	0- 0	0- 0				

RPI 1-25				RPI 26-50				RPI 51-100				RPI 101+			
RPI	S	Opponent	Score	RPI	S	Opponent	Score	RPI	S	Opponent	Score	RPI	S	Opponent	Score
24	A	Green Bay	39 70	32	A	North Carolina	85 73	73	H	Toledo	73 59	128	N	Penn	47 46
				43	H	Duke	63 66					158	A	Harvard	67 60
												234	H	Brown	102 96
												268	A	Bryant	74 57
												285	N	N.C. A&T	58 52

LAST 12 Division I GAMES:															
234	H	Brown	102 96	285	N	N.C. A&T	58 52	24	A	Green Bay	39 70				
158	A	Harvard	67 60	43	H	Duke	63 66	73	H	Toledo	73 59				
32	A	North Carolina	85 73	268	A	Bryant	74 57								
128	N	Penn	47 46												

Non-Div I Games:

Maine

Average RPI Win: 336
Average RPI Loss: 197

DIV. I ONLY	2- 7	275	0- 1	254	337	333	333	28	28
DIV. I NON-CONF.	2- 7	275	0- 1	254	337	333	333	28	28
TOTALS	RPI 1-25	RPI 26-50	W-L RECORDS	RPI 51-100	RPI 101-150	RPI 150+			
2- 7	0- 0	0- 0	OVERALL	0- 0	0- 3	2- 4			
2- 4	0- 0	0- 0	HOME	0- 0	0- 3	2- 1			
0- 3	0- 0	0- 0	AWAY	0- 0	0- 0	0- 3			
0- 0	0- 0	0- 0	NEUTRAL	0- 0	0- 0	0- 0			
2- 7	0- 0	0- 0	NON-CONFERENCE	0- 0	0- 3	2- 4			
2- 4	0- 0	0- 0	HOME	0- 0	0- 3	2- 1			
0- 3	0- 0	0- 0	AWAY	0- 0	0- 0	0- 3			
0- 0	0- 0	0- 0	NEUTRAL	0- 0	0- 0	0- 0			
0- 0	0- 0	0- 0	CONFERENCE	0- 0	0- 0	0- 0			
0- 0	0- 0	0- 0	HOME	0- 0	0- 0	0- 0			
0- 0	0- 0	0- 0	AWAY	0- 0	0- 0	0- 0			
0- 0	0- 0	0- 0	NEUTRAL	0- 0	0- 0	0- 0			

RPI 1-25				RPI 26-50				RPI 51-100				RPI 101+ Team's RPI: 333			
RPI	S	Opponent	Score	RPI	S	Opponent	Score	RPI	S	Opponent	Score	RPI	S	Opponent	Score
												106	H	Wright St.	44 60
												116	H	Stony Brook	48 79
												150	H	Drexel	39 53
												159	A	Fordham	61 65
												223	A	St. Francis Brooklyn	65 73
												281	H	Detroit Mercy	56 58
												321	H	Lafayette	60 49
												343	A	Albany (NY)	54 60
												350	H	LIU Brooklyn	61 46
LAST 12 Division I GAMES:															
				150	H	Drexel	39 53	106	H	Wright St.	44 60				
				321	H	Lafayette	60 49	223	A	St. Francis Brooklyn	65 73				
				159	A	Fordham	61 65	350	H	LIU Brooklyn	61 46				
				281	H	Detroit Mercy	56 58								
				116	H	Stony Brook	48 79								
				343	A	Albany (NY)	54 60								

Manhattan

Average RPI	Win:	229	WON-LOST	WINNING	LAST 10	STRENGTH OF	OPP. STRENGTH	TEAM	ADJ.	CONF.	ADJ CONF.
Average RPI	Loss:	75	RECORD	PCT. RANK	GAMES	SCHEDULE	OF SCHEDULE	RPI	RPI	RPI	RPI
DIV. I ONLY		7- 2		51	1- 0	272	157	118	118	28	28
DIV. I NON-CONF.		7- 2		51	1- 0	272	157	118	118	28	28

TOTALS	RPI 1-25		RPI 26-50		W-L RECORDS	RPI 51-100		RPI 101-150		RPI 150+	
7- 2	0- 0		0- 1		OVERALL	0- 0		0- 1		7- 0	
2- 0	0- 0		0- 0		HOME	0- 0		0- 0		2- 0	
3- 1	0- 0		0- 1		AWAY	0- 0		0- 0		3- 0	
2- 1	0- 0		0- 0		NEUTRAL	0- 0		0- 1		2- 0	
7- 2	0- 0		0- 1		NON-CONFERENCE	0- 0		0- 1		7- 0	
2- 0	0- 0		0- 0		HOME	0- 0		0- 0		2- 0	
3- 1	0- 0		0- 1		AWAY	0- 0		0- 0		3- 0	
2- 1	0- 0		0- 0		NEUTRAL	0- 0		0- 1		2- 0	
0- 0	0- 0		0- 0		CONFERENCE	0- 0		0- 0		0- 0	
0- 0	0- 0		0- 0		HOME	0- 0		0- 0		0- 0	
0- 0	0- 0		0- 0		AWAY	0- 0		0- 0		0- 0	
0- 0	0- 0		0- 0		NEUTRAL	0- 0		0- 0		0- 0	

RPI 1-25				RPI 26-50				RPI 51-100				RPI 101+ Team's RPI: 118			
RPI	S	Opponent	Score	RPI	S	Opponent	Score	RPI	S	Opponent	Score	RPI	S	Opponent	Score
				43	A	Duke	56 64					106	N	Wright St.	60 76
												156	H	Boston U.	68 57
												181	A	Navy	72 48
												219	A	El on	61 57
												221	H	Temple	74 68
												232	N	Stetson	76 69
												251	N	Hofstra	71 57
												343	A	Al bany (NY)	74 56

LAST 12 Division I GAMES:															
				251	N	Hofstra	71 57	343	A	Al bany (NY)	74 56				
				232	N	Stetson	76 69	43	A	Duke	56 64				
				221	H	Temple	74 68	219	A	El on	61 57				
				156	H	Boston U.	68 57	106	N	Wright St.	60 76				
				181	A	Navy	72 48								

Non-Div I Games:

Marist

Average RPI Win:	103	WON-LOST	WINNING	LAST 10	STRENGTH OF	OPP. STRENGTH	TEAM	ADJ.	CONF.	ADJ CONF.
Average RPI Loss:	19	RECORD	PCT. RANK	GAMES	SCHEDULE	OF SCHEDULE	RPI	RPI	RPI	RPI
DIV. I ONLY	7- 2	51	1- 0	15	52	6	6	4	4	
DIV. I NON-CONF.	7- 2	51	1- 0	15	52	6	6	4	4	

TOTALS	RPI 1-25	RPI 26-50	W-L RECORDS	RPI 51-100	RPI 101-150	RPI 150+				
7- 2	1- 2	1- 0	OVERALL	2- 0	1- 0	2- 0				
5- 0	1- 0	1- 0	HOME	1- 0	1- 0	1- 0				
2- 2	0- 2	0- 0	AWAY	1- 0	0- 0	1- 0				
0- 0	0- 0	0- 0	NEUTRAL	0- 0	0- 0	0- 0				
7- 2	1- 2	1- 0	NON-CONFERENCE	2- 0	1- 0	2- 0				
5- 0	1- 0	1- 0	HOME	1- 0	1- 0	1- 0				
2- 2	0- 2	0- 0	AWAY	1- 0	0- 0	1- 0				
0- 0	0- 0	0- 0	NEUTRAL	0- 0	0- 0	0- 0				
0- 0	0- 0	0- 0	CONFERENCE	0- 0	0- 0	0- 0				
0- 0	0- 0	0- 0	HOME	0- 0	0- 0	0- 0				
0- 0	0- 0	0- 0	AWAY	0- 0	0- 0	0- 0				
0- 0	0- 0	0- 0	NEUTRAL	0- 0	0- 0	0- 0				

RPI	S	Opponent	Score
7	H	South Dakota St.	91 52
14	A	Miami (FL)	55 63
23	A	Mississippi St.	82 87

RPI	S	Opponent	Score
41	H	Michigan	85 74

RPI	S	Opponent	Score
59	A	Northwestern	76 57
100	H	UNI	102 61

RPI	S	Opponent	Score
107	H	Montana St.	100 52
187	A	Milwaukee	83 74
218	H	UIC	96 32

LAST 12 Division I GAMES:

100	H	UNI	102 61
107	H	Montana St.	100 52
7	H	South Dakota St.	91 52
14	A	Miami (FL)	55 63
59	A	Northwestern	76 57
23	A	Mississippi St.	82 87
41	H	Michigan	85 74
187	A	Milwaukee	83 74
218	H	UIC	96 32

Non-Div I Games:

Marquette

M
a
r
s
h
a
l
l

M
a
r
s
h
a
l
l

Non-Div I Games:	Bluefield St.	82	29
------------------	---------------	----	----

Average RPI Win:	189	WON-LOST	WINNING	LAST 10	STRENGTH OF	OPP. STRENGTH	TEAM	ADJ.	CONF.	ADJ CONF.
Average RPI Loss:	0	RECORD	PCT. RANK	GAMES	SCHEDULE	OF SCHEDULE	RPI	RPI	RPI	RPI
DIV. I ONLY	10- 0	1	1- 0	274	79	47	47	3	3	
DIV. I NON-CONF.	10- 0	1	1- 0	274	79	47	47	3	3	

TOTALS	RPI 1-25	RPI 26-50	W-L RECORDS	RPI 51-100	RPI 101-150	RPI 150+				
10- 0	0- 0	0- 0	OVERALL	3- 0	1- 0	6- 0				
6- 0	0- 0	0- 0	HOME	2- 0	1- 0	3- 0				
2- 0	0- 0	0- 0	AWAY	1- 0	0- 0	1- 0				
2- 0	0- 0	0- 0	NEUTRAL	0- 0	0- 0	2- 0				
10- 0	0- 0	0- 0	NON-CONFERENCE	3- 0	1- 0	6- 0				
6- 0	0- 0	0- 0	HOME	2- 0	1- 0	3- 0				
2- 0	0- 0	0- 0	AWAY	1- 0	0- 0	1- 0				
2- 0	0- 0	0- 0	NEUTRAL	0- 0	0- 0	2- 0				
0- 0	0- 0	0- 0	CONFERENCE	0- 0	0- 0	0- 0				
0- 0	0- 0	0- 0	HOME	0- 0	0- 0	0- 0				
0- 0	0- 0	0- 0	AWAY	0- 0	0- 0	0- 0				
0- 0	0- 0	0- 0	NEUTRAL	0- 0	0- 0	0- 0				

RPI 1-25				RPI 26-50				Team's RPI: 47				RPI 51-100				RPI 101+			
RPI	S	Opponent	Score	RPI	S	Opponent	Score					RPI	S	Opponent	Score	RPI	S	Opponent	Score
												66	H	Georgi a Tech	67 54	103	H	James Madi son	87 63
												83	H	Dayton	82 71	151	N	Georgi a	58 51
												87	A	South Carol i na	85 61	215	A	George Washi ngton	69 30
																262	H	Coppi n St.	93 36
																269	H	UMBC	92 61
																314	H	Loyol a Maryl and	83 48
																339	N	Morgan St.	68 44
LAST 12 Division I GAMES:																			
269	H	UMBC	92 61	314	H	Loyol a Maryl and	83 48												
66	H	Georgi a Tech	67 54	103	H	James Madi son	87 63												
151	N	Georgi a	58 51	83	H	Dayton	82 71												
339	N	Morgan St.	68 44	262	H	Coppi n St.	93 36												
87	A	South Carol i na	85 61																
215	A	George Washi ngton	69 30																

Non-Div I Games:

Maryland

Average RPI	Win:	264	WON-LOST	WINNING	LAST 10	STRENGTH OF	OPP. STRENGTH	TEAM	ADJ.	CONF.	ADJ CONF.
Average RPI	Loss:	114	RECORD	PCT. RANK	GAMES	SCHEDULE	OF SCHEDULE	RPI	RPI	RPI	RPI
DIV. I ONLY		6- 4		127	1- 0	246	257	203	203	16	16
DIV. I NON-CONF.		6- 4		127	1- 0	246	257	203	203	16	16

TOTALS	RPI 1-25		RPI 26-50		W-L RECORDS	RPI 51-100		RPI 101-150		RPI 150+	
6- 4	0- 0		0- 1		OVERALL	0- 1		0- 0		6- 2	
4- 1	0- 0		0- 0		HOME	0- 0		0- 0		4- 1	
1- 2	0- 0		0- 1		AWAY	0- 0		0- 0		1- 1	
1- 1	0- 0		0- 0		NEUTRAL	0- 1		0- 0		1- 0	
6- 4	0- 0		0- 1		NON-CONFERENCE	0- 1		0- 0		6- 2	
4- 1	0- 0		0- 0		HOME	0- 0		0- 0		4- 1	
1- 2	0- 0		0- 1		AWAY	0- 0		0- 0		1- 1	
1- 1	0- 0		0- 0		NEUTRAL	0- 1		0- 0		1- 0	
0- 0	0- 0		0- 0		CONFERENCE	0- 0		0- 0		0- 0	
0- 0	0- 0		0- 0		HOME	0- 0		0- 0		0- 0	
0- 0	0- 0		0- 0		AWAY	0- 0		0- 0		0- 0	
0- 0	0- 0		0- 0		NEUTRAL	0- 0		0- 0		0- 0	

RPI	S	Opponent	Score	RPI	S	Opponent	Score	RPI	S	Opponent	Score	RPI	S	Opponent	Score	Team's RPI: 203
				26	A	Northeastern	52 53									
								61	N	Bucknell	58 77					
												176	H	North Dakota	52 59	
												191	A	Towson	53 78	
												213	H	Sacred Heart	78 61	
												234	A	Brown	90 61	
												260	N	Fairfield	59 49	
												267	H	Central Conn. St.	74 59	
												288	H	Incarnate Word	71 59	
												324	H	UTRGV	74 70	

LAST 12 Division I GAMES:																
				234	A	Brown	90 61					288	H	Incarnate Word	71 59	
				61	N	Bucknell	58 77					26	A	Northeastern	52 53	
				324	H	UTRGV	74 70					176	H	North Dakota	52 59	
				267	H	Central Conn. St.	74 59					260	N	Fairfield	59 49	
				191	A	Towson	53 78									
				213	H	Sacred Heart	78 61									

Non-Div I Games:

Massachusetts

Average RPI Win:	0	WON-LOST	WINNING	LAST 10	STRENGTH OF	OPP. STRENGTH	TEAM	ADJ.	CONF.	ADJ CONF.
Average RPI Loss:	173	RECORD	PCT. RANK	GAMES	SCHEDULE	OF SCHEDULE	RPI	RPI	RPI	RPI
DIV. I ONLY	0- 7	327	0- 1	121	320	320	320	22	22	
DIV. I NON-CONF.	0- 7	327	0- 1	121	320	320	320	22	22	

TOTALS	RPI 1-25	RPI 26-50	W-L RECORDS	RPI 51-100	RPI 101-150	RPI 150+				
0- 7	0- 0	0- 1	OVERALL	0- 1	0- 1	0- 4				
0- 1	0- 0	0- 0	HOME	0- 0	0- 0	0- 1				
0- 6	0- 0	0- 1	AWAY	0- 1	0- 1	0- 3				
0- 0	0- 0	0- 0	NEUTRAL	0- 0	0- 0	0- 0				
0- 7	0- 0	0- 1	NON-CONFERENCE	0- 1	0- 1	0- 4				
0- 1	0- 0	0- 0	HOME	0- 0	0- 0	0- 1				
0- 6	0- 0	0- 1	AWAY	0- 1	0- 1	0- 3				
0- 0	0- 0	0- 0	NEUTRAL	0- 0	0- 0	0- 0				
0- 0	0- 0	0- 0	CONFERENCE	0- 0	0- 0	0- 0				
0- 0	0- 0	0- 0	HOME	0- 0	0- 0	0- 0				
0- 0	0- 0	0- 0	AWAY	0- 0	0- 0	0- 0				
0- 0	0- 0	0- 0	NEUTRAL	0- 0	0- 0	0- 0				

RPI 1-25				RPI 26-50				RPI 51-100				RPI 101+ Team's RPI: 320			
RPI	S	Opponent	Score	RPI	S	Opponent	Score	RPI	S	Opponent	Score	RPI	S	Opponent	Score
				42	A	Texas	40 96	68	A	LSU	36 86	135	A	Ri ce	65 93
												165	A	UAB	48 91
												214	A	La. -Monroe	60 69
												255	A	Grambl ing	51 75
												335	H	Loui si ana	59 70
LAST 12 Division I GAMES:															
				255	A	Grambl ing	51 75	68	A	LSU	36 86				
								165	A	UAB	48 91				
								135	A	Ri ce	65 93				
								214	A	La. -Monroe	60 69				
								42	A	Texas	40 96				
								335	H	Loui si ana	59 70				

Non-Div I Games: LSU-Alexandria 60 68

McNeese

Average RPI	Win:	241	WON-LOST	WINNING	LAST 10	STRENGTH OF	OPP. STRENGTH	TEAM	ADJ.	CONF.	ADJ CONF.
Average RPI	Loss:	152	RECORD	PCT. RANK	GAMES	SCHEDULE	OF SCHEDULE	RPI	RPI	RPI	RPI
DIV. I ONLY		3- 6		237	1- 0	214	229	276	276	8	8
DIV. I NON-CONF.		3- 6		237	1- 0	214	229	276	276	8	8

TOTALS	RPI 1-25		RPI 26-50		W-L RECORDS	RPI 51-100		RPI 101-150		RPI 150+	
3- 6	0- 0		0- 0		OVERALL	0- 1		1- 1		2- 4	
2- 3	0- 0		0- 0		HOME	0- 1		0- 1		2- 1	
0- 3	0- 0		0- 0		AWAY	0- 0		0- 0		0- 3	
1- 0	0- 0		0- 0		NEUTRAL	0- 0		1- 0		0- 0	
3- 6	0- 0		0- 0		NON-CONFERENCE	0- 1		1- 1		2- 4	
2- 3	0- 0		0- 0		HOME	0- 1		0- 1		2- 1	
0- 3	0- 0		0- 0		AWAY	0- 0		0- 0		0- 3	
1- 0	0- 0		0- 0		NEUTRAL	0- 0		1- 0		0- 0	
0- 0	0- 0		0- 0		CONFERENCE	0- 0		0- 0		0- 0	
0- 0	0- 0		0- 0		HOME	0- 0		0- 0		0- 0	
0- 0	0- 0		0- 0		AWAY	0- 0		0- 0		0- 0	
0- 0	0- 0		0- 0		NEUTRAL	0- 0		0- 0		0- 0	

RPI 1-25				RPI 26-50				RPI 51-100				RPI 101+ Team's RPI: 276			
RPI	S	Opponent	Score	RPI	S	Opponent	Score	RPI	S	Opponent	Score	RPI	S	Opponent	Score
								73	H	Toledo	48 58	114	H	Louisiana Tech	50 66
												144	N	Mercer	59 53
												164	A	Arkansas St.	66 77
												165	A	UAB	54 85
												192	H	New Orleans	59 66
												205	A	Coastal Caro.	71 90
												261	H	Samford	53 48
												318	H	Jackson St.	68 67
LAST 12 Division I GAMES:															
261	H	Samford	53 48	114	H	Louisiana Tech	50 66								
192	H	New Orleans	59 66	165	A	UAB	54 85								
73	H	Toledo	48 58	164	A	Arkansas St.	66 77								
205	A	Coastal Caro.	71 90	318	H	Jackson St.	68 67								
144	N	Mercer	59 53												

Non-Div I Games:

Memphis

Average RPI Win: 136		WON-LOST RECORD	WINNING PCT. RANK	LAST 10 GAMES	STRENGTH OF SCHEDULE	OPP. STRENGTH OF SCHEDULE	TEAM RPI	ADJ. RPI	CONF. RPI	ADJ CONF. RPI
Average RPI Loss: 36										
DIV. I ONLY		8- 2	46	2- 1	48	33	14	14	1	1
DIV. I NON-CONF.		8- 2	46	2- 1	48	33	14	14	1	1
TOTALS		RPI 1-25	RPI 26-50	W-L RECORDS		RPI 51-100	RPI 101-150	RPI 150+		
8- 2	2- 1		0- 0	OVERALL		1- 1	2- 0	3- 0		
7- 0	2- 0		0- 0	HOME		1- 0	2- 0	2- 0		
1- 2	0- 1		0- 0	AWAY		0- 1	0- 0	1- 0		
0- 0	0- 0		0- 0	NEUTRAL		0- 0	0- 0	0- 0		
8- 2	2- 1		0- 0	NON-CONFERENCE		1- 1	2- 0	3- 0		
7- 0	2- 0		0- 0	HOME		1- 0	2- 0	2- 0		
1- 2	0- 1		0- 0	AWAY		0- 1	0- 0	1- 0		
0- 0	0- 0		0- 0	NEUTRAL		0- 0	0- 0	0- 0		
0- 0	0- 0		0- 0	CONFERENCE		0- 0	0- 0	0- 0		
0- 0	0- 0		0- 0	HOME		0- 0	0- 0	0- 0		
0- 0	0- 0		0- 0	AWAY		0- 0	0- 0	0- 0		
0- 0	0- 0		0- 0	NEUTRAL		0- 0	0- 0	0- 0		

RPI 1-25					Team's RPI : 14				
RPI	S	Opponent	Score						
6	H	Marquette	63	55					
8	A	Iowa St.	52	75					
20	H	Colorado	73	58					

RPI 26-50					
RPI	S	Opponent	Score		

RPI 51-100					
RPI	S	Opponent	Score		
63	A	Purdue	63	74	
84	H	SFA	81	60	

RPI 101+					
RPI	S	Opponent	Score		
119	H	Hartford	75	62	
123	H	Nebraska	82	68	
192	H	New Orleans	78	38	
221	H	Temple	73	61	
326	A	FIU	94	43	

LAST 12 Division I GAMES:									
20	H	Colorado	73	58	119	H	Hartford	75	62
63	A	Purdue	63	74	6	H	Marquette	63	55
221	H	Temple	73	61	8	A	Iowa St.	52	75
123	H	Nebraska	82	68	192	H	New Orleans	78	38
84	H	SFA	81	60					
326	A	FIU	94	43					

Non-Div I Games:

Miami (FL)

Average RPI	Win: 258	WON-LOST RECORD	WINNING PCT. RANK	LAST 10 GAMES	STRENGTH OF SCHEDULE	OPP. STRENGTH OF SCHEDULE	TEAM RPI	ADJ. RPI	CONF. RPI	ADJ. CONF. RPI
Average RPI	Loss: 5									
DIV. I ONLY	7- 1	28	1- 0	316	105	112	112	10	10	
DIV. I NON-CONF.	7- 1	28	1- 0	316	105	112	112	10	10	

TOTALS	RPI 1-25	RPI 26-50	W-L RECORDS	RPI 51-100	RPI 101-150	RPI 150+				
7- 1	0- 1	0- 0	OVERALL	0- 0	0- 0	7- 0				
3- 0	0- 0	0- 0	HOME	0- 0	0- 0	3- 0				
4- 1	0- 1	0- 0	AWAY	0- 0	0- 0	4- 0				
0- 0	0- 0	0- 0	NEUTRAL	0- 0	0- 0	0- 0				
7- 1	0- 1	0- 0	NON-CONFERENCE	0- 0	0- 0	7- 0				
3- 0	0- 0	0- 0	HOME	0- 0	0- 0	3- 0				
4- 1	0- 1	0- 0	AWAY	0- 0	0- 0	4- 0				
0- 0	0- 0	0- 0	NEUTRAL	0- 0	0- 0	0- 0				
0- 0	0- 0	0- 0	CONFERENCE	0- 0	0- 0	0- 0				
0- 0	0- 0	0- 0	HOME	0- 0	0- 0	0- 0				
0- 0	0- 0	0- 0	AWAY	0- 0	0- 0	0- 0				
0- 0	0- 0	0- 0	NEUTRAL	0- 0	0- 0	0- 0				

RPI 1-25				RPI 26-50				RPI 51-100				RPI 101+				Team's RPI: 112
RPI	S	Opponent	Score	RPI	S	Opponent	Score	RPI	S	Opponent	Score	RPI	S	Opponent	Score	
5	A	Louisville	73 95									184	H	Cincinnati	78 65	
												218	A	UIC	65 56	
												256	A	Valparaiso	68 47	
												263	H	Eastern Ky.	60 44	
												274	H	High Point	68 55	
												281	A	Detroit Mercy	78 59	
												329	A	Canisius	62 59	

LAST 12 Division I GAMES:																
263	H	Eastern Ky.	60 44	256	A	Valparaiso	68 47	184	H	Cincinnati	78 65	5	A	Louisville	73 95	
329	A	Canisius	62 59					218	A	UIC	65 56	274	H	High Point	68 55	
								281	A	Detroit Mercy	78 59					

Non-Div I Games:

Miami (OH)

Average RPI	Win: 207	WON-LOST RECORD	WINNING PCT. RANK	LAST 10 GAMES	STRENGTH OF SCHEDULE	OPP. STRENGTH OF SCHEDULE	TEAM RPI	ADJ. RPI	CONF. RPI	ADJ CONF. RPI
Average RPI	Loss: 17									
DIV. I ONLY		7- 3	91	1- 1	98	117	41	41	3	3
DIV. I NON-CONF.		7- 3	91	1- 1	98	117	41	41	3	3

TOTALS	RPI 1-25		RPI 26-50	W-L RECORDS	RPI 51-100		RPI 101-150		RPI 150+	
7- 3	0- 2		0- 1	OVERALL	2- 0		1- 0		4- 0	
3- 0	0- 0		0- 0	HOME	0- 0		1- 0		2- 0	
2- 2	0- 2		0- 0	AWAY	0- 0		0- 0		2- 0	
2- 1	0- 0		0- 1	NEUTRAL	2- 0		0- 0		0- 0	
7- 3	0- 2		0- 1	NON-CONFERENCE	2- 0		1- 0		4- 0	
3- 0	0- 0		0- 0	HOME	0- 0		1- 0		2- 0	
2- 2	0- 2		0- 0	AWAY	0- 0		0- 0		2- 0	
2- 1	0- 0		0- 1	NEUTRAL	2- 0		0- 0		0- 0	
0- 0	0- 0		0- 0	CONFERENCE	0- 0		0- 0		0- 0	
0- 0	0- 0		0- 0	HOME	0- 0		0- 0		0- 0	
0- 0	0- 0		0- 0	AWAY	0- 0		0- 0		0- 0	
0- 0	0- 0		0- 0	NEUTRAL	0- 0		0- 0		0- 0	

RPI 1-25				RPI 26-50				Team's RPI: 41				RPI 51-100				RPI 101+			
RPI	S	Opponent	Score	RPI	S	Opponent	Score					RPI	S	Opponent	Score	RPI	S	Opponent	Score
4	A	NC State	55 66	42	N	Texas	52 69					58	N	Washington	80 73	148	H	Mt. St. Mary's	88 40
6	A	Marquette	74 85									76	N	Missouri	70 54	224	A	Oakland	85 59
																281	H	Detroit Mercy	95 62
																309	A	Western Mich.	79 42
																350	H	LIU Brooklyn	83 38

LAST 12 Division I GAMES:																			
58	N	Washington	80 73	6	A	Marquette	74 85					4	A	NC State	55 66				
42	N	Texas	52 69									76	N	Missouri	70 54				
224	A	Oakland	85 59									281	H	Detroit Mercy	95 62				
350	H	LIU Brooklyn	83 38									309	A	Western Mich.	79 42				
												148	H	Mt. St. Mary's	88 40				

Non-Div I Games:

Mi chi gan

Average RPI	Win:	173	WON-LOST	WINNING	LAST 10	STRENGTH OF	OPP. STRENGTH	TEAM	ADJ.	CONF.	ADJ CONF.
Average RPI	Loss:	4	RECORD	PCT. RANK	GAMES	SCHEDULE	OF SCHEDULE	RPI	RPI	RPI	RPI
DIV. I ONLY		8- 1		22	1- 0	151	24	30	30	3	3
DIV. I NON-CONF.		8- 1		22	1- 0	151	24	30	30	3	3

TOTALS	RPI 1-25		RPI 26-50		W-L RECORDS	RPI 51-100		RPI 101-150		RPI 150+	
8- 1	1- 1		0- 0		OVERALL	0- 0		2- 0		5- 0	
6- 0	1- 0		0- 0		HOME	0- 0		2- 0		3- 0	
1- 0	0- 0		0- 0		AWAY	0- 0		0- 0		1- 0	
1- 1	0- 1		0- 0		NEUTRAL	0- 0		0- 0		1- 0	
8- 1	1- 1		0- 0		NON-CONFERENCE	0- 0		2- 0		5- 0	
6- 0	1- 0		0- 0		HOME	0- 0		2- 0		3- 0	
1- 0	0- 0		0- 0		AWAY	0- 0		0- 0		1- 0	
1- 1	0- 1		0- 0		NEUTRAL	0- 0		0- 0		1- 0	
0- 0	0- 0		0- 0		CONFERENCE	0- 0		0- 0		0- 0	
0- 0	0- 0		0- 0		HOME	0- 0		0- 0		0- 0	
0- 0	0- 0		0- 0		AWAY	0- 0		0- 0		0- 0	
0- 0	0- 0		0- 0		NEUTRAL	0- 0		0- 0		0- 0	

RPI 1-25				RPI 26-50				Team's RPI: 30				RPI 51-100				RPI 101+			
RPI	S	Opponent	Score	RPI	S	Opponent	Score					RPI	S	Opponent	Score	RPI	S	Opponent	Score
4	N	NC State	74 78													106	H	Wright St.	84 68
10	H	Oregon	88 82													146	H	Bowling Green	99 69
																152	H	Virginia	91 66
																210	H	Texas Southern	91 45
																224	A	Oakland	102 58
																244	N	Kennesaw St.	75 51
																289	H	ETSU	75 53

										LAST 12 Division I GAMES:									
										10	H	Oregon	88 82	106	H	Wright St.	84 68		
										224	A	Oakland	102 58	289	H	ETSU	75 53		
										210	H	Texas Southern	91 45	146	H	Bowling Green	99 69		
										152	H	Virginia	91 66						
										244	N	Kennesaw St.	75 51						
										4	N	NC State	74 78						

Non-Div I Games:

Michigan St.

Average RPI	Win:	199	WON-LOST	WINNING	LAST 10	STRENGTH OF	OPP. STRENGTH	TEAM	ADJ.	CONF.	ADJ CONF.
Average RPI	Loss:	65	RECORD	PCT. RANK	GAMES	SCHEDULE	OF SCHEDULE	RPI	RPI	RPI	RPI
DIV. I ONLY		7- 2		51	1- 0	173	119	70	70	18	18
DIV. I NON-CONF.		7- 2		51	1- 0	173	119	70	70	18	18

TOTALS	RPI 1-25		RPI 26-50		W-L RECORDS	RPI 51-100		RPI 101-150		RPI 150+	
7- 2	0- 0		0- 1		OVERALL	0- 1		0- 0		7- 0	
3- 1	0- 0		0- 1		HOME	0- 0		0- 0		3- 0	
3- 1	0- 0		0- 0		AWAY	0- 1		0- 0		3- 0	
1- 0	0- 0		0- 0		NEUTRAL	0- 0		0- 0		1- 0	
7- 2	0- 0		0- 1		NON-CONFERENCE	0- 1		0- 0		7- 0	
3- 1	0- 0		0- 1		HOME	0- 0		0- 0		3- 0	
3- 1	0- 0		0- 0		AWAY	0- 1		0- 0		3- 0	
1- 0	0- 0		0- 0		NEUTRAL	0- 0		0- 0		1- 0	
0- 0	0- 0		0- 0		CONFERENCE	0- 0		0- 0		0- 0	
0- 0	0- 0		0- 0		HOME	0- 0		0- 0		0- 0	
0- 0	0- 0		0- 0		AWAY	0- 0		0- 0		0- 0	
0- 0	0- 0		0- 0		NEUTRAL	0- 0		0- 0		0- 0	

RPI 1-25				RPI 26-50				RPI 51-100				Team's RPI : 70				RPI 101+			
RPI	S	Opponent	Score	RPI	S	Opponent	Score	RPI	S	Opponent	Score	RPI	S	Opponent	Score	RPI	S	Opponent	Score
				50	H	Belmont	38 45					80	A	Tennessee Tech	64 68	153	H	Vanderbilt	65 58
																173	H	Georgia St.	69 54
																186	A	Furman	78 71
																196	A	Troy	67 64
																222	A	UNLV	66 62
																231	N	Dartmouth	70 58
																235	H	Mississippi Val.	101 51
LAST 12 Division I GAMES:																			
				231	N	Dartmouth	70 58					222	A	UNLV	66 62				
				235	H	Mississippi Val.	101 51					196	A	Troy	67 64				
				50	H	Belmont	38 45					173	H	Georgia St.	69 54				
				80	A	Tennessee Tech	64 68												
				186	A	Furman	78 71												
				153	H	Vanderbilt	65 58												

Non-Div I Games:

Middle Tenn.

M
i
l
w
a
u
k
e
e

Through Games Of Dec. 11, 2018											
Average RPI Win: 258		WON-LOST RECORD		WINNING PCT. RANK		LAST 10 GAMES		STRENGTH OF SCHEDULE		OPP. STRENGTH OF SCHEDULE	
Average RPI Loss: 67										TEAM RPI	
ADJ. RPI		CONF. RPI		ADJ. CONF. RPI							
DIV. I ONLY		5- 5		161		1- 0		236		87	
DIV. I NON-CONF.		5- 5		161		1- 0		236		87	
TOTALS		RPI 1-25		RPI 26-50		W-L RECORDS		RPI 51-100		RPI 101-150	
5- 5		0- 2		0- 1		OVERALL		0- 0		0- 2	
2- 2		0- 1		0- 0		HOME		0- 0		0- 1	
2- 3		0- 1		0- 1		AWAY		0- 0		0- 1	
1- 0		0- 0		0- 0		NEUTRAL		0- 0		0- 0	
5- 5		0- 2		0- 1		NON-CONFERENCE		0- 0		0- 2	
2- 2		0- 1		0- 0		HOME		0- 0		0- 1	
2- 3		0- 1		0- 1		AWAY		0- 0		0- 1	
1- 0		0- 0		0- 0		NEUTRAL		0- 0		0- 0	
0- 0		0- 0		0- 0		CONFERENCE		0- 0		0- 0	
0- 0		0- 0		0- 0		HOME		0- 0		0- 0	
0- 0		0- 0		0- 0		AWAY		0- 0		0- 0	
0- 0		0- 0		0- 0		NEUTRAL		0- 0		0- 0	

RPI 1-25				RPI 26-50				RPI 51-100				RPI 101+ Team's RPI: 187			
RPI	S	Opponent	Score	RPI	S	Opponent	Score	RPI	S	Opponent	Score	RPI	S	Opponent	Score
6	H	Marquette	74 83	44	A	Saint Mary's (CA)	71 73					129	H	Wisconsin	57 68
15	A	Indiana	66 68									141	A	Fresno St.	48 65
												176	A	North Dakota	64 46
												178	N	UC Riverside	56 54
												283	H	Columbia	78 65
												323	H	Purdue Fort Wayne	70 48
												331	A	North Dakota St.	57 55
LAST 12 Division I GAMES:															
141	A	Fresno St.	48 65	331	A	North Dakota St.	57 55	176	A	North Dakota	64 46	323	H	Purdue Fort Wayne	70 48
283	H	Columbia	78 65	178	N	UC Riverside	56 54	6	H	Marquette	74 83	44	A	Saint Mary's (CA)	71 73
129	H	Wisconsin	57 68												
15	A	Indiana	66 68												

Non-Div I Games:

Milwaukee

M
i
l
w
a
u
k
e
e

Average RPI Win: 159				WON-LOST		WINNING		LAST 10		STRENGTH OF		OPP. STRENGTH		TEAM		ADJ.		CONF.		ADJ CONF.	
Average RPI Loss: 0				RECORD		PCT. RANK		GAMES		SCHEDULE		OF SCHEDULE		RPI		RPI		RPI		RPI	
DIV. I ONLY				9- 0		1		1- 0		167		26		19		19		3		3	
DIV. I NON-CONF.				9- 0		1		1- 0		167		26		19		19		3		3	
TOTALS				RPI 1-25		RPI 26-50		W-L RECORDS		RPI 51-100		RPI 101-150		RPI 150+							
9- 0				1- 0		0- 0		OVERALL		1- 0		2- 0		5- 0							
7- 0				1- 0		0- 0		HOME		0- 0		1- 0		5- 0							
2- 0				0- 0		0- 0		AWAY		1- 0		1- 0		0- 0							
0- 0				0- 0		0- 0		NEUTRAL		0- 0		0- 0		0- 0							
9- 0				1- 0		0- 0		NON-CONFERENCE		1- 0		2- 0		5- 0							
7- 0				1- 0		0- 0		HOME		0- 0		1- 0		5- 0							
2- 0				0- 0		0- 0		AWAY		1- 0		1- 0		0- 0							
0- 0				0- 0		0- 0		NEUTRAL		0- 0		0- 0		0- 0							
0- 0				0- 0		0- 0		CONFERENCE		0- 0		0- 0		0- 0							
0- 0				0- 0		0- 0		HOME		0- 0		0- 0		0- 0							
0- 0				0- 0		0- 0		AWAY		0- 0		0- 0		0- 0							
0- 0				0- 0		0- 0		NEUTRAL		0- 0		0- 0		0- 0							

RPI 1-25				Team's RPI: 19				RPI 26-50				RPI 51-100				RPI 101+			
RPI	S	Opponent	Score	RPI	S	Opponent	Score	RPI	S	Opponent	Score	RPI	S	Opponent	Score	RPI	S	Opponent	Score
11	H	Syracuse	72 68									57	A	Xavier	78 53	125	A	Boston College	77 69
																136	H	San Diego	53 48
																154	H	Ark. -Pine Bluff	84 42
																163	H	Air Force	67 50
																247	H	Cornell	65 45
																252	H	New Hampshire	70 47
																288	H	Incarnate Word	75 39
LAST 12 Division I GAMES:																			
125	A	Boston College	77 69	163	H	Air Force	67 50	11	H	Syracuse	72 68	247	H	Cornell	65 45	154	H	Ark. -Pine Bluff	84 42
288	H	Incarnate Word	75 39	57	A	Xavier	78 53	136	H	San Diego	53 48	252	H	New Hampshire	70 47	288	H	Incarnate Word	75 39

Non-Div I Games:

Minnesota

Average RPI Win:	152	WON-LOST	WINNING	LAST 10	STRENGTH OF	OPP. STRENGTH	TEAM	ADJ.	CONF.	ADJ CONF.
Average RPI Loss:	0	RECORD	PCT. RANK	GAMES	SCHEDULE	OF SCHEDULE	RPI	RPI	RPI	RPI
DIV. I ONLY	9- 0	1	1- 0	235	7	23	23	5	5	
DIV. I NON-CONF.	9- 0	1	1- 0	235	7	23	23	5	5	

TOTALS	RPI 1-25	RPI 26-50	W-L RECORDS	RPI 51-100	RPI 101-150	RPI 150+				
9- 0	1- 0	2- 0	OVERALL	0- 0	0- 0	6- 0				
6- 0	1- 0	1- 0	HOME	0- 0	0- 0	4- 0				
3- 0	0- 0	1- 0	AWAY	0- 0	0- 0	2- 0				
0- 0	0- 0	0- 0	NEUTRAL	0- 0	0- 0	0- 0				
9- 0	1- 0	2- 0	NON-CONFERENCE	0- 0	0- 0	6- 0				
6- 0	1- 0	1- 0	HOME	0- 0	0- 0	4- 0				
3- 0	0- 0	1- 0	AWAY	0- 0	0- 0	2- 0				
0- 0	0- 0	0- 0	NEUTRAL	0- 0	0- 0	0- 0				
0- 0	0- 0	0- 0	CONFERENCE	0- 0	0- 0	0- 0				
0- 0	0- 0	0- 0	HOME	0- 0	0- 0	0- 0				
0- 0	0- 0	0- 0	AWAY	0- 0	0- 0	0- 0				
0- 0	0- 0	0- 0	NEUTRAL	0- 0	0- 0	0- 0				

RPI	S	Opponent	Score	RPI	S	Opponent	Score	RPI	S	Opponent	Score	RPI	S	Opponent	Score
6	H	Marquette	87 82	33	H	Lamar University	104 53					152	A	Virginia	72 44
				42	A	Texas	67 49					172	A	Little Rock	98 63
												186	H	Furman	106 41
												198	H	Southeast Mo. St.	88 53
												262	H	Coppin St.	110 38
												318	H	Jackson St.	105 38

LAST 12 Division I GAMES:															
6	H	Marquette	87 82	262	H	Coppin St.	110 38								
42	A	Texas	67 49	33	H	Lamar University	104 53								
172	A	Little Rock	98 63	152	A	Virginia	72 44								
318	H	Jackson St.	105 38	198	H	Southeast Mo. St.	88 53								
186	H	Furman	106 41												

Non-Div I Games:

Mississippi St.

Average RPI	Win: 344	WON-LOST	WINNING	LAST 10	STRENGTH OF	OPP. STRENGTH	TEAM	ADJ.	CONF.	ADJ CONF.
Average RPI	Loss: 164	RECORD	PCT. RANK	GAMES	SCHEDULE	OF SCHEDULE	RPI	RPI	RPI	RPI
DIV. I ONLY	1- 7	307	0- 1	66	338	235	235	27	27	
DIV. I NON-CONF.	1- 7	307	0- 1	66	338	235	235	27	27	

TOTALS	RPI 1-25	RPI 26-50	W-L RECORDS	RPI 51-100	RPI 101-150	RPI 150+				
1- 7	0- 0	0- 1	OVERALL	0- 1	0- 0	1- 5				
0- 0	0- 0	0- 0	HOME	0- 0	0- 0	0- 0				
1- 6	0- 0	0- 1	AWAY	0- 1	0- 0	1- 4				
0- 1	0- 0	0- 0	NEUTRAL	0- 0	0- 0	0- 1				
1- 7	0- 0	0- 1	NON-CONFERENCE	0- 1	0- 0	1- 5				
0- 0	0- 0	0- 0	HOME	0- 0	0- 0	0- 0				
1- 6	0- 0	0- 1	AWAY	0- 1	0- 0	1- 4				
0- 1	0- 0	0- 0	NEUTRAL	0- 0	0- 0	0- 1				
0- 0	0- 0	0- 0	CONFERENCE	0- 0	0- 0	0- 0				
0- 0	0- 0	0- 0	HOME	0- 0	0- 0	0- 0				
0- 0	0- 0	0- 0	AWAY	0- 0	0- 0	0- 0				
0- 0	0- 0	0- 0	NEUTRAL	0- 0	0- 0	0- 0				

RPI 1-25				RPI 26-50				RPI 51-100				RPI 101+				Team's RPI: 235
RPI	S	Opponent	Score	RPI	S	Opponent	Score	RPI	S	Opponent	Score	RPI	S	Opponent	Score	
				46	A	TCU	47 96	70	A	Middle Tenn.	51 101	171	A	SMU	47 62	
												188	A	Nicholls St.	47 72	
												196	N	Troy	54 75	
												214	A	La. -Monroe	65 72	
												265	A	Southern Miss.	60 67	
												344	A	Austin Peay	95 89	
LAST 12 Division I GAMES:																
				196	N	Troy	54 75	214	A	La. -Monroe	65 72					
				265	A	Southern Miss.	60 67	188	A	Nicholls St.	47 72					
				70	A	Middle Tenn.	51 101									
				344	A	Austin Peay	95 89									
				171	A	SMU	47 62									
				46	A	TCU	47 96									

Non-Div I Games:

Mississippi Val.

Average RPI Win:	179	WON-LOST	WINNING	LAST 10	STRENGTH OF	OPP. STRENGTH	TEAM	ADJ.	CONF.	ADJ CONF.
Average RPI Loss:	33	RECORD	PCT. RANK	GAMES	SCHEDULE	OF SCHEDULE	RPI	RPI	RPI	RPI
DIV. I ONLY	8- 2	46	1- 0	210	50	76	76	5	5	
DIV. I NON-CONF.	8- 2	46	1- 0	210	50	76	76	5	5	
TOTALS	RPI 1-25	RPI 26-50	W-L RECORDS	RPI 51-100	RPI 101-150	RPI 150+				
8- 2	0- 1	1- 1	OVERALL	1- 0	0- 0	6- 0				
3- 1	0- 1	0- 0	HOME	0- 0	0- 0	3- 0				
3- 0	0- 0	0- 0	AWAY	0- 0	0- 0	3- 0				
2- 1	0- 0	1- 1	NEUTRAL	1- 0	0- 0	0- 0				
8- 2	0- 1	1- 1	NON-CONFERENCE	1- 0	0- 0	6- 0				
3- 1	0- 1	0- 0	HOME	0- 0	0- 0	3- 0				
3- 0	0- 0	0- 0	AWAY	0- 0	0- 0	3- 0				
2- 1	0- 0	1- 1	NEUTRAL	1- 0	0- 0	0- 0				
0- 0	0- 0	0- 0	CONFERENCE	0- 0	0- 0	0- 0				
0- 0	0- 0	0- 0	HOME	0- 0	0- 0	0- 0				
0- 0	0- 0	0- 0	AWAY	0- 0	0- 0	0- 0				
0- 0	0- 0	0- 0	NEUTRAL	0- 0	0- 0	0- 0				

RPI S Opponent Score	RPI S Opponent Score	RPI S Opponent Score	RPI S Opponent Score
24 H Green Bay 49 56	41 N Michigan 54 70	71 N Quinnipiac 65 51	190 A Saint Louis 74 62
	43 N Duke 62 54		209 A West Virginia 68 51
			211 H SIUE 59 36
			225 H UMKC 66 59
			237 H Missouri St. 65 61
			249 A Western Ill. 89 64
LAST 12 Division I GAMES:			
211 H SIUE 59 36	43 N Duke 62 54		
24 H Green Bay 49 56	71 N Quinnipiac 65 51		
237 H Missouri St. 65 61	190 A Saint Louis 74 62		
249 A Western Ill. 89 64	225 H UMKC 66 59		
	209 A West Virginia 68 51		
	41 N Michigan 54 70		

Non-Div I Games:

Missouri

M
i
s
s
o
u
r
i
s
t
.

Missouri St.					Through Games Of Dec. 11, 2018										
Average RPI	Win:	295	WON-LOST	WINNING	LAST 10	STRENGTH OF	OPP. STRENGTH	TEAM	ADJ.	CONF.	ADJ CONF.				
Average RPI	Loss:	125	RECORD	PCT. RANK	GAMES	SCHEDULE	OF SCHEDULE	RPI	RPI	RPI	RPI				
DIV. I ONLY			1- 6	300	0- 1	50	225	237	237	14	14				
DIV. I NON-CONF.			1- 6	300	0- 1	50	225	237	237	14	14				

TOTALS		RPI 1-25	RPI 26-50		W-L RECORDS		RPI 51-100	RPI 101-150	RPI 150+						
1- 6		0- 2	0- 0		OVERALL		0- 1	0- 1	1- 2						
1- 1		0- 1	0- 0		HOME		0- 0	0- 0	1- 0						
0- 5		0- 1	0- 0		AWAY		0- 1	0- 1	0- 2						
0- 0		0- 0	0- 0		NEUTRAL		0- 0	0- 0	0- 0						
1- 6		0- 2	0- 0		NON-CONFERENCE		0- 1	0- 1	1- 2						
1- 1		0- 1	0- 0		HOME		0- 0	0- 0	1- 0						
0- 5		0- 1	0- 0		AWAY		0- 1	0- 1	0- 2						
0- 0		0- 0	0- 0		NEUTRAL		0- 0	0- 0	0- 0						
0- 0		0- 0	0- 0		CONFERENCE		0- 0	0- 0	0- 0						
0- 0		0- 0	0- 0		HOME		0- 0	0- 0	0- 0						
0- 0		0- 0	0- 0		AWAY		0- 0	0- 0	0- 0						
0- 0		0- 0	0- 0		NEUTRAL		0- 0	0- 0	0- 0						

RPI 1-25				RPI 26-50				RPI 51-100				RPI 101+ Team's RPI: 237			
RPI	S	Opponent	Score	RPI	S	Opponent	Score	RPI	S	Opponent	Score	RPI	S	Opponent	Score
15	A	Indiana	74 98					76	A	Missouri	61 65	127	A	Santa Clara	73 77
17	H	South Dakota	74 85									233	A	Wichita St.	60 63
												282	A	North Texas	76 83
												295	H	Ball St.	74 54

LAST 12 Division I GAMES:															
15	A	Indiana	74 98	282	A	North Texas	76 83	127	A	Santa Clara	73 77	295	H	Ball St.	74 54
17	H	South Dakota	74 85	76	A	Missouri	61 65	233	A	Wichita St.	60 63				

M
i
s
s
o
u
r
i
s
t
.

Non-Div I Games:

Missouri St.

Average RPI	Win: 257	WON-LOST RECORD	WINNING PCT. RANK	LAST 10 GAMES	STRENGTH OF SCHEDULE	OPP. STRENGTH OF SCHEDULE	TEAM RPI	ADJ. RPI	CONF. RPI	ADJ CONF. RPI
Average RPI	Loss: 153									
DIV. I ONLY		3- 6	237	0- 1	146	279	212	212	28	28
DIV. I NON-CONF.		3- 6	237	0- 1	146	279	212	212	28	28

TOTALS	RPI 1-25	RPI 26-50		W-L RECORDS	RPI 51-100	RPI 101-150	RPI 150+			
3- 6	0- 0	0- 1		OVERALL	0- 1	0- 0	3- 4			
1- 2	0- 0	0- 0		HOME	0- 1	0- 0	1- 1			
2- 4	0- 0	0- 1		AWAY	0- 0	0- 0	2- 3			
0- 0	0- 0	0- 0		NEUTRAL	0- 0	0- 0	0- 0			
3- 6	0- 0	0- 1		NON-CONFERENCE	0- 1	0- 0	3- 4			
1- 2	0- 0	0- 0		HOME	0- 1	0- 0	1- 1			
2- 4	0- 0	0- 1		AWAY	0- 0	0- 0	2- 3			
0- 0	0- 0	0- 0		NEUTRAL	0- 0	0- 0	0- 0			
0- 0	0- 0	0- 0		CONFERENCE	0- 0	0- 0	0- 0			
0- 0	0- 0	0- 0		HOME	0- 0	0- 0	0- 0			
0- 0	0- 0	0- 0		AWAY	0- 0	0- 0	0- 0			
0- 0	0- 0	0- 0		NEUTRAL	0- 0	0- 0	0- 0			

RPI 1-25				RPI 26-50				RPI 51-100				RPI 101+				Team's RPI: 212
RPI	S	Opponent	Score	RPI	S	Opponent	Score	RPI	S	Opponent	Score	RPI	S	Opponent	Score	
				37	A	Virginia Tech	49 82	61	H	Bucknell	32 70	160	A	Lehigh	48 63	
												161	H	Princeton	47 79	
												177	A	East Carolina	67 73	
												213	A	Sacred Heart	55 50	
												215	A	George Washington	55 51	
												321	A	Lafayette	69 73	
												343	H	Albany (NY)	64 56	
LAST 12 Division I GAMES:																
				321	A	Lafayette	69 73	161	H	Princeton	47 79					
				215	A	George Washington	55 51	177	A	East Carolina	67 73					
				213	A	Sacred Heart	55 50	61	H	Bucknell	32 70					
				343	H	Albany (NY)	64 56									
				37	A	Virginia Tech	49 82									
				160	A	Lehigh	48 63									

Non-Div I Games:

Monmouth

Average RPI Win:	190	WON-LOST	WINNING	LAST 10	STRENGTH OF	OPP. STRENGTH	TEAM	ADJ.	CONF.	ADJ CONF.
Average RPI Loss:	37	RECORD	PCT. RANK	GAMES	SCHEDULE	OF SCHEDULE	RPI	RPI	RPI	RPI

DIV. I ONLY	3- 3	161	1- 0	13	198	56	56	11	11
DIV. I NON-CONF.	3- 3	161	1- 0	13	198	56	56	11	11

TOTALS	RPI 1-25	RPI 26-50	W-L RECORDS	RPI 51-100	RPI 101-150	RPI 150+			
3- 3	0- 2	0- 0	OVERALL	0- 1	2- 0	1- 0			
2- 1	0- 1	0- 0	HOME	0- 0	2- 0	0- 0			
1- 2	0- 1	0- 0	AWAY	0- 1	0- 0	1- 0			
0- 0	0- 0	0- 0	NEUTRAL	0- 0	0- 0	0- 0			
3- 3	0- 2	0- 0	NON-CONFERENCE	0- 1	2- 0	1- 0			
2- 1	0- 1	0- 0	HOME	0- 0	2- 0	0- 0			
1- 2	0- 1	0- 0	AWAY	0- 1	0- 0	1- 0			
0- 0	0- 0	0- 0	NEUTRAL	0- 0	0- 0	0- 0			
0- 0	0- 0	0- 0	CONFERENCE	0- 0	0- 0	0- 0			
0- 0	0- 0	0- 0	HOME	0- 0	0- 0	0- 0			
0- 0	0- 0	0- 0	AWAY	0- 0	0- 0	0- 0			
0- 0	0- 0	0- 0	NEUTRAL	0- 0	0- 0	0- 0			

RPI 1-25				RPI 26-50				RPI 51-100 Team's RPI: 56				RPI 101+			
RPI	S	Opponent	Score	RPI	S	Opponent	Score	RPI	S	Opponent	Score	RPI	S	Opponent	Score
16	A	Gonzaga	52 76					79	A	Ari zona	51 100	115	H	UC Davi s	62 56
17	H	South Dakota	41 64									122	H	Northern Ill.	86 70
												332	A	Grand Canyon	69 47
LAST 12 Division I GAMES:															
17	H	South Dakota	41 64	115	H	UC Davi s	62 56	332	A	Grand Canyon	69 47	79	A	Ari zona	51 100
16	A	Gonzaga	52 76	122	H	Northern Ill.	86 70								

Non-Div I Games: Providence (MT) 90 45

Montana

Average RPI Win:	229	WON-LOST	WINNING	LAST 10	STRENGTH OF	OPP. STRENGTH	TEAM	ADJ.	CONF.	ADJ CONF.
Average RPI Loss:	46	RECORD	PCT. RANK	GAMES	SCHEDULE	OF SCHEDULE	RPI	RPI	RPI	RPI

DIV. I ONLY	3- 4	201	1- 0	115	45	107	107	11	11
DIV. I NON-CONF.	3- 4	201	1- 0	115	45	107	107	11	11
TOTALS	RPI 1-25	RPI 26-50	W-L RECORDS	RPI 51-100	RPI 101-150	RPI 150+			
3- 4	0- 1	0- 2	OVERALL	0- 1	0- 0	3- 0			
1- 0	0- 0	0- 0	HOME	0- 0	0- 0	1- 0			
1- 4	0- 1	0- 2	AWAY	0- 1	0- 0	1- 0			
1- 0	0- 0	0- 0	NEUTRAL	0- 0	0- 0	1- 0			
3- 4	0- 1	0- 2	NON-CONFERENCE	0- 1	0- 0	3- 0			
1- 0	0- 0	0- 0	HOME	0- 0	0- 0	1- 0			
1- 4	0- 1	0- 2	AWAY	0- 1	0- 0	1- 0			
1- 0	0- 0	0- 0	NEUTRAL	0- 0	0- 0	1- 0			
0- 0	0- 0	0- 0	CONFERENCE	0- 0	0- 0	0- 0			
0- 0	0- 0	0- 0	HOME	0- 0	0- 0	0- 0			
0- 0	0- 0	0- 0	AWAY	0- 0	0- 0	0- 0			
0- 0	0- 0	0- 0	NEUTRAL	0- 0	0- 0	0- 0			

RPI 1-25	RPI 26-50	RPI 51-100	RPI 101+	Team's RPI: 107
RPI S Opponent Score	RPI S Opponent Score	RPI S Opponent Score	RPI S Opponent Score	
6 A Marquette 52 100	46 A TCU 49 71	84 A SFA 53 60	202 A Texas St. 67 59	
	49 A Wyoming 58 66		206 N Delaware 69 60	
			278 H Long Beach St. 85 62	
LAST 12 Division I GAMES:				
202 A Texas St. 67 59	49 A Wyoming 58 66	206 N Delaware 69 60	6 A Marquette 52 100	
46 A TCU 49 71				
84 A SFA 53 60				
278 H Long Beach St. 85 62				

Non-Div I Games: Carroll (MT) 64 48

Montana St.

Average RPI Win:	295	WON-LOST	WINNING	LAST 10	STRENGTH OF	OPP. STRENGTH	TEAM	ADJ.	CONF.	ADJ CONF.
Average RPI Loss:	121	RECORD	PCT. RANK	GAMES	SCHEDULE	OF SCHEDULE	RPI	RPI	RPI	RPI
DIV. I ONLY	5- 2	80	1- 0	314	293	217	217	20	20	
DIV. I NON-CONF.	5- 2	80	1- 0	314	293	217	217	20	20	
TOTALS	RPI 1-25	RPI 26-50	W-L RECORDS	RPI 51-100	RPI 101-150	RPI 150+				
5- 2	0- 1	0- 0	OVERALL	0- 0	0- 0	5- 1				
3- 1	0- 0	0- 0	HOME	0- 0	0- 0	3- 1				
2- 1	0- 1	0- 0	AWAY	0- 0	0- 0	2- 0				
0- 0	0- 0	0- 0	NEUTRAL	0- 0	0- 0	0- 0				
5- 2	0- 1	0- 0	NON-CONFERENCE	0- 0	0- 0	5- 1				
3- 1	0- 0	0- 0	HOME	0- 0	0- 0	3- 1				
2- 1	0- 1	0- 0	AWAY	0- 0	0- 0	2- 0				
0- 0	0- 0	0- 0	NEUTRAL	0- 0	0- 0	0- 0				
0- 0	0- 0	0- 0	CONFERENCE	0- 0	0- 0	0- 0				
0- 0	0- 0	0- 0	HOME	0- 0	0- 0	0- 0				
0- 0	0- 0	0- 0	AWAY	0- 0	0- 0	0- 0				
0- 0	0- 0	0- 0	NEUTRAL	0- 0	0- 0	0- 0				

RPI S Opponent Score	RPI S Opponent Score	RPI S Opponent Score	RPI S Opponent Score
18 A Kentucky 57 87			223 H St. Francis Brooklyn 94 101
			256 H Valparaiso 68 62
			259 A Gardner-Webb 84 69
			285 A N. C. A&T 72 67
			327 H Chicago St. 104 68
			347 H Evansville 85 63
LAST 12 Division I GAMES:			
327 H Chicago St. 104 68	347 H Evansville 85 63	18 A Kentucky 57 87	223 H St. Francis Brooklyn 94 101
256 H Valparaiso 68 62			
259 A Gardner-Webb 84 69			
285 A N. C. A&T 72 67			

Non-Div I Games: Alice Lloyd 121 56 Ky. Christian 119 28

Morehead St.

Average RPI Win: 0
 Average RPI Loss: 183
 WON-LOST RECORD
 WINNING PCT. RANK
 LAST 10 GAMES
 STRENGTH OF SCHEDULE
 OPP. STRENGTH OF SCHEDULE
 TEAM RPI
 ADJ. RPI
 CONF. RPI
 ADJ CONF. RPI

DIV. I ONLY	0- 8	327	0- 1	263	215	339	339	32	32
DIV. I NON-CONF.	0- 8	327	0- 1	263	215	339	339	32	32

TOTALS	RPI 1-25	RPI 26-50	W-L RECORDS	RPI 51-100	RPI 101-150	RPI 150+			
0- 8	0- 0	0- 1	OVERALL	0- 1	0- 1	0- 5			
0- 1	0- 0	0- 0	HOME	0- 0	0- 0	0- 1			
0- 4	0- 0	0- 0	AWAY	0- 1	0- 1	0- 2			
0- 3	0- 0	0- 1	NEUTRAL	0- 0	0- 0	0- 2			
0- 8	0- 0	0- 1	NON-CONFERENCE	0- 1	0- 1	0- 5			
0- 1	0- 0	0- 0	HOME	0- 0	0- 0	0- 1			
0- 4	0- 0	0- 0	AWAY	0- 1	0- 1	0- 2			
0- 3	0- 0	0- 1	NEUTRAL	0- 0	0- 0	0- 2			
0- 0	0- 0	0- 0	CONFERENCE	0- 0	0- 0	0- 0			
0- 0	0- 0	0- 0	HOME	0- 0	0- 0	0- 0			
0- 0	0- 0	0- 0	AWAY	0- 0	0- 0	0- 0			
0- 0	0- 0	0- 0	NEUTRAL	0- 0	0- 0	0- 0			

RPI 1-25				RPI 26-50				RPI 51-100				RPI 101+ Team's RPI: 339			
RPI	S	Opponent	Score	RPI	S	Opponent	Score	RPI	S	Opponent	Score	RPI	S	Opponent	Score
				47	N	Maryl and	44 68	84	A	SFA	42 69	119	A	Hartford	59 80
												151	N	Georgi a	33 60
												162	A	Western Ky.	43 90
												267	H	Central Conn. St.	36 60
												311	N	Ni agara	57 67
												326	A	FIU	50 59
LAST 12 Division I GAMES:															
				311	N	Ni agara	57 67	162	A	Western Ky.	43 90				
				326	A	FIU	50 59	267	H	Central Conn. St.	36 60				
								47	N	Maryl and	44 68				
								151	N	Georgi a	33 60				
								84	A	SFA	42 69				
								119	A	Hartford	59 80				

Non-Div I Games: Washington Adventist 60 43 Lincoln (PA) 46 51

Morgan St.

Average RPI Win: 333

Average RPI Loss: 160

WON-LOST
RECORDWINNING
PCT. RANKLAST 10
GAMESSTRENGTH OF
SCHEDULEOPP. STRENGTH
OF SCHEDULETEAM
RPIADJ.
RPICONF.
RPIADJ CONF.
RPIDIV. I ONLY
DIV. I NON-CONF.2- 4
2- 4237
2370- 1
0- 1262
262325
325310
310310
31020
2020
20

TOTALS

RPI 1-25

RPI 26-50

W-L RECORDS

RPI 51-100

RPI 101-150

RPI 150+

2- 4
2- 1
0- 3
0- 00- 0
0- 0
0- 0
0- 00- 0
0- 0
0- 0
0- 0OVERALL
HOME
AWAY
NEUTRAL0- 1
0- 0
0- 1
0- 00- 1
0- 0
0- 1
0- 02- 2
2- 1
0- 1
0- 02- 4
2- 1
0- 3
0- 00- 0
0- 0
0- 0
0- 00- 0
0- 0
0- 0
0- 0NON-CONFERENCE
HOME
AWAY
NEUTRAL0- 1
0- 0
0- 1
0- 00- 1
0- 0
0- 1
0- 02- 2
2- 1
0- 1
0- 00- 0
0- 0
0- 0
0- 00- 0
0- 0
0- 0
0- 00- 0
0- 0
0- 0
0- 0CONFERENCE
HOME
AWAY
NEUTRAL0- 0
0- 0
0- 0
0- 00- 0
0- 0
0- 0
0- 00- 0
0- 0
0- 0
0- 0

RPI 1-25

RPI S Opponent Score

RPI 26-50

RPI S Opponent Score

RPI 51-100

RPI S Opponent Score

RPI 101+

Team's RPI: 310

RPI	S	Opponent	Score
137	A	Illinois	52 84
164	A	Arkansas St.	63 74
275	H	Alabama A&M	53 59
319	H	Lipscomb	97 61
347	H	Evansville	81 53

LAST 12 Division I GAMES:

347 H Evansville 81 53

137	A	Illinois	52	84
275	H	Alabama A&M	53	59
164	A	Arkansas St.	63	74
319	H	Lipscomb	97	61
64	A	Butler	65	86

Non-Div I Games:

Oakland City

113 55

Murray St.

Loss,
 Non-Conf, S Site,
 H Home
A Away
 N Neutral

Average RPI Win: 0		WON-LOST		WINNING		LAST 10		STRENGTH OF		OPP. STRENGTH		TEAM		ADJ.		CONF.		ADJ CONF.	
Average RPI Loss: 204		RECORD		PCT. RANK		GAMES		SCHEDULE		OF SCHEDULE		RPI		RPI		RPI		RPI	
DIV. I ONLY		0- 7		327		0- 1		286		310		345		345		32		32	
DIV. I NON-CONF.		0- 7		327		0- 1		286		310		345		345		32		32	
TOTALS		RPI 1-25		RPI 26-50		W-L RECORDS		RPI 51-100		RPI 101-150		RPI 150+							
0- 7		0- 1		0- 0		OVERALL		0- 0		0- 0		0- 6							
0- 4		0- 0		0- 0		HOME		0- 0		0- 0		0- 4							
0- 3		0- 1		0- 0		AWAY		0- 0		0- 0		0- 2							
0- 0		0- 0		0- 0		NEUTRAL		0- 0		0- 0		0- 0							
0- 7		0- 1		0- 0		NON-CONFERENCE		0- 0		0- 0		0- 6							
0- 4		0- 0		0- 0		HOME		0- 0		0- 0		0- 4							
0- 3		0- 1		0- 0		AWAY		0- 0		0- 0		0- 2							
0- 0		0- 0		0- 0		NEUTRAL		0- 0		0- 0		0- 0							
0- 0		0- 0		0- 0		CONFERENCE		0- 0		0- 0		0- 0							
0- 0		0- 0		0- 0		HOME		0- 0		0- 0		0- 0							
0- 0		0- 0		0- 0		AWAY		0- 0		0- 0		0- 0							
0- 0		0- 0		0- 0		NEUTRAL		0- 0		0- 0		0- 0							

RPI 1-25				RPI 26-50				RPI 51-100				RPI 101+ Team's RPI: 345			
RPI	S	Opponent	Score	RPI	S	Opponent	Score	RPI	S	Opponent	Score	RPI	S	Opponent	Score
25	A	Iowa	39 106									183	A	Winthrop	41 66
												194	H	UNCW	82 89
												205	H	Coastal Caro.	66 89
												219	H	Elon	54 83
												274	A	High Point	69 80
												325	H	USC Upstate	63 82

LAST 12 Division I GAMES:															
219	H	Elon	54 83	205	H	Coastal Caro.	66 89	325	H	USC Upstate	63 82	194	H	UNCW	82 89
274	A	High Point	69 80					25	A	Iowa	39 106	183	A	Winthrop	41 66

Non-Div I Games: Johnson & Wales (NC) 35 43

N. C. Central

N
C
S
t
a
t
e

NC State					Through Games Of Dec. 11, 2018						
Average RPI	Win:	112	WON-LOST	WINNING	LAST 10	STRENGTH OF	OPP. STRENGTH	TEAM	ADJ.	CONF.	ADJ CONF.
Average RPI	Loss:	0	RECORD	PCT. RANK	GAMES	SCHEDULE	OF SCHEDULE	RPI	RPI	RPI	RPI
DIV. I ONLY		10- 0	1	1- 0	28	46	4	4	1	1	
DIV. I NON-CONF.		10- 0	1	1- 0	28	46	4	4	1	1	

TOTALS		RPI 1-25	RPI 26-50		W-L RECORDS		RPI 51-100	RPI 101-150	RPI 150+		
10- 0		0- 0	4- 0		OVERALL		1- 0	0- 0	5- 0		
7- 0		0- 0	3- 0		HOME		1- 0	0- 0	3- 0		
1- 0		0- 0	0- 0		AWAY		0- 0	0- 0	1- 0		
2- 0		0- 0	1- 0		NEUTRAL		0- 0	0- 0	1- 0		
10- 0		0- 0	4- 0		NON-CONFERENCE		1- 0	0- 0	5- 0		
7- 0		0- 0	3- 0		HOME		1- 0	0- 0	3- 0		
1- 0		0- 0	0- 0		AWAY		0- 0	0- 0	1- 0		
2- 0		0- 0	1- 0		NEUTRAL		0- 0	0- 0	1- 0		
0- 0		0- 0	0- 0		CONFERENCE		0- 0	0- 0	0- 0		
0- 0		0- 0	0- 0		HOME		0- 0	0- 0	0- 0		
0- 0		0- 0	0- 0		AWAY		0- 0	0- 0	0- 0		
0- 0		0- 0	0- 0		NEUTRAL		0- 0	0- 0	0- 0		

RPI 1-25			Team's RPI: 4			RPI 26-50			RPI 51-100		
RPI	S	Opponent	Score	RPI	S	Opponent	Score	RPI	S	Opponent	Score
27	H	Old Domini on	85 56	97	H	Radford	75 58	153	H	Vanderbil t	74 54
30	N	Mi chi gan St.	78 74					166	H	Kent St.	78 61
41	H	Mi chi gan	66 55					168	A	Georgetown	76 65
50	H	Bel mont	77 62					174	H	Hampton	83 51
								215	N	George Washi ngton	69 61

LAST 12 Divi si on I GAMES:											
168	A	Georgetown	76 65	215	N	George Washi ngton	69 61				
174	H	Hampton	83 51	30	N	Mi chi gan St.	78 74				
27	H	Old Domi ni on	85 56	97	H	Radford	75 58				
41	H	Mi chi gan	66 55	153	H	Vanderbi l t	74 54				
				166	H	Kent St.	78 61				
				50	H	Bel mont	77 62				

N
C
S
t
a
t
e

Non-Di v I Games:

NC State

Average RPI Win:	339	WON-LOST	WINNING	LAST 10	STRENGTH OF	OPP. STRENGTH	TEAM	ADJ.	CONF.	ADJ CONF.
Average RPI Loss:	246	RECORD	PCT. RANK	GAMES	SCHEDULE	OF SCHEDULE	RPI	RPI	RPI	RPI
DIV. I ONLY	2- 8	287	1- 0	330	331	342	342	26	26	
DIV. I NON-CONF.	2- 8	287	1- 0	330	331	342	342	26	26	
<hr/>										
TOTALS	RPI 1-25	RPI 26-50	W-L RECORDS	RPI 51-100	RPI 101-150	RPI 150+				
2- 8	0- 0	0- 0	OVERALL	0- 0	0- 1	2- 7				
1- 2	0- 0	0- 0	HOME	0- 0	0- 0	1- 2				
1- 6	0- 0	0- 0	AWAY	0- 0	0- 1	1- 5				
0- 0	0- 0	0- 0	NEUTRAL	0- 0	0- 0	0- 0				
2- 8	0- 0	0- 0	NON-CONFERENCE	0- 0	0- 1	2- 7				
1- 2	0- 0	0- 0	HOME	0- 0	0- 0	1- 2				
1- 6	0- 0	0- 0	AWAY	0- 0	0- 1	1- 5				
0- 0	0- 0	0- 0	NEUTRAL	0- 0	0- 0	0- 0				
0- 0	0- 0	0- 0	CONFERENCE	0- 0	0- 0	0- 0				
0- 0	0- 0	0- 0	HOME	0- 0	0- 0	0- 0				
0- 0	0- 0	0- 0	AWAY	0- 0	0- 0	0- 0				
0- 0	0- 0	0- 0	NEUTRAL	0- 0	0- 0	0- 0				

RPI 1-25				RPI 26-50				RPI 51-100				RPI 101+ Team's RPI: 342			
RPI	S	Opponent	Score	RPI	S	Opponent	Score	RPI	S	Opponent	Score	RPI	S	Opponent	Score
												128	A	Penn	42 85
												198	H	Southeast Mo. St.	58 68
												209	A	West Virginia	50 95
												243	A	Rider	46 67
												271	A	Howard	57 77
												280	A	Saint Peter's	57 70
												298	H	Vermont	63 71
												328	H	Western Caro.	79 71
												340	A	Fairleigh Dickinson	43 64
												350	A	LIU Brooklyn	72 51
<hr/>															
LAST 12 Division I GAMES:															
				350	A	LIU Brooklyn	72 51	128	A	Penn	42 85				
				298	H	Vermont	63 71	209	A	West Virginia	50 95				
				243	A	Rider	46 67	271	A	Howard	57 77				
				198	H	Southeast Mo. St.	58 68	280	A	Saint Peter's	57 70				
				328	H	Western Caro.	79 71								
				340	A	Fairleigh Dickinson	43 64								

Non-Div I Games:

NJIT

Average RPI Win:	230	WON-LOST	WINNING	LAST 10	STRENGTH OF	OPP. STRENGTH	TEAM	ADJ.	CONF.	ADJ CONF.
Average RPI Loss:	131	RECORD	PCT. RANK	GAMES	SCHEDULE	OF SCHEDULE	RPI	RPI	RPI	RPI
DIV. I ONLY	3- 4	201	0- 1	148	217	181	181	21	21	
DIV. I NON-CONF.	3- 4	201	0- 1	148	217	181	181	21	21	
<hr/>										
TOTALS	RPI 1-25	RPI 26-50	W-L RECORDS	RPI 51-100	RPI 101-150	RPI 150+				
3- 4	0- 1	0- 0	OVERALL	0- 0	0- 2	3- 1				
1- 2	0- 0	0- 0	HOME	0- 0	0- 2	1- 0				
2- 2	0- 1	0- 0	AWAY	0- 0	0- 0	2- 1				
0- 0	0- 0	0- 0	NEUTRAL	0- 0	0- 0	0- 0				
3- 4	0- 1	0- 0	NON-CONFERENCE	0- 0	0- 2	3- 1				
1- 2	0- 0	0- 0	HOME	0- 0	0- 2	1- 0				
2- 2	0- 1	0- 0	AWAY	0- 0	0- 0	2- 1				
0- 0	0- 0	0- 0	NEUTRAL	0- 0	0- 0	0- 0				
0- 0	0- 0	0- 0	CONFERENCE	0- 0	0- 0	0- 0				
0- 0	0- 0	0- 0	HOME	0- 0	0- 0	0- 0				
0- 0	0- 0	0- 0	AWAY	0- 0	0- 0	0- 0				
0- 0	0- 0	0- 0	NEUTRAL	0- 0	0- 0	0- 0				

RPI 1-25				RPI 26-50				RPI 51-100				RPI 101+				Team's RPI: 181
RPI	S	Opponent	Score	RPI	S	Opponent	Score	RPI	S	Opponent	Score	RPI	S	Opponent	Score	
20	A	Col orado	43 59									118	H	Marist	48 72	
												128	H	Penn	61 65	
												163	A	Air Force	54 47	
												243	A	Rider	66 60	
												257	A	Norfol k St.	58 65	
												285	H	N. C. A&T	72 49	
<hr/>																
LAST 12 Division I GAMES:																
243	A	Rider	66 60	20	A	Col orado	43 59	163	A	Air Force	54 47					
285	H	N. C. A&T	72 49													
128	H	Penn	61 65													
257	A	Norfol k St.	58 65													
118	H	Marist	48 72													

Non-Div I Games: Catholic 81 36

Navy

Average RPI	Win:	188	WON-LOST	WINNING	LAST 10	STRENGTH OF	OPP. STRENGTH	TEAM	ADJ.	CONF.	ADJ CONF.
Average RPI	Loss:	64	RECORD	PCT. RANK	GAMES	SCHEDULE	OF SCHEDULE	RPI	RPI	RPI	RPI
DIV. I ONLY		4- 5		194	1- 0	61	62	123	123	3	3
DIV. I NON-CONF.		4- 5		194	1- 0	61	62	123	123	3	3

TOTALS	RPI 1-25		RPI 26-50		W-L RECORDS	RPI 51-100		RPI 101-150		RPI 150+	
4- 5	0- 3		0- 0		OVERALL	1- 0		1- 1		2- 1	
3- 1	0- 1		0- 0		HOME	0- 0		1- 0		2- 0	
0- 4	0- 2		0- 0		AWAY	0- 0		0- 1		0- 1	
1- 0	0- 0		0- 0		NEUTRAL	1- 0		0- 0		0- 0	
4- 5	0- 3		0- 0		NON-CONFERENCE	1- 0		1- 1		2- 1	
3- 1	0- 1		0- 0		HOME	0- 0		1- 0		2- 0	
0- 4	0- 2		0- 0		AWAY	0- 0		0- 1		0- 1	
1- 0	0- 0		0- 0		NEUTRAL	1- 0		0- 0		0- 0	
0- 0	0- 0		0- 0		CONFERENCE	0- 0		0- 0		0- 0	
0- 0	0- 0		0- 0		HOME	0- 0		0- 0		0- 0	
0- 0	0- 0		0- 0		AWAY	0- 0		0- 0		0- 0	
0- 0	0- 0		0- 0		NEUTRAL	0- 0		0- 0		0- 0	

RPI 1-25				RPI 26-50				RPI 51-100				RPI 101+ Team's RPI: 123			
RPI	S	Opponent	Score	RPI	S	Opponent	Score	RPI	S	Opponent	Score	RPI	S	Opponent	Score
5	A	Louisville	68 85					97	N	Radford	77 39	102	H	Kansas	58 52
9	H	Drake	77 83									108	A	Creighton	65 74
14	A	Miami (FL)	68 82									185	A	Washington St.	84 87
												228	H	San Jose St.	96 63
												325	H	USC Upstate	87 64
LAST 12 Division I GAMES:															
228	H	San Jose St.	96 63	102	H	Kansas	58 52	108	A	Creighton	65 74	5	A	Louisville	68 85
325	H	USC Upstate	87 64	108	A	Creighton	65 74	97	N	Radford	77 39	14	A	Miami (FL)	68 82
9	H	Drake	77 83					185	A	Washington St.	84 87				

Non-Div I Games:

Nebraska

Loss,
Non-Conf, S Site, H Home
A Away
N Neutral

Average RPI	Win: 278	WON-LOST RECORD	WINNING PCT. RANK	LAST 10 GAMES	STRENGTH OF SCHEDULE	OPP. STRENGTH OF SCHEDULE	TEAM RPI	ADJ. RPI	CONF. RPI	ADJ CONF. RPI
Average RPI	Loss: 93									
DIV. I ONLY		1- 6	300	0- 1	33	228	208	208	9	9
DIV. I NON-CONF.		1- 6	300	0- 1	33	228	208	208	9	9

TOTALS	RPI 1-25		RPI 26-50		W-L RECORDS		RPI 51-100		RPI 101-150	RPI 150+
1- 6	0- 1		0- 0		OVERALL		0- 2		0- 3	1- 0
0- 3	0- 1		0- 0		HOME		0- 2		0- 0	0- 0
1- 1	0- 0		0- 0		AWAY		0- 0		0- 1	1- 0
0- 2	0- 0		0- 0		NEUTRAL		0- 0		0- 2	0- 0
1- 6	0- 1		0- 0		NON-CONFERENCE		0- 2		0- 3	1- 0
0- 3	0- 1		0- 0		HOME		0- 2		0- 0	0- 0
1- 1	0- 0		0- 0		AWAY		0- 0		0- 1	1- 0
0- 2	0- 0		0- 0		NEUTRAL		0- 0		0- 2	0- 0
0- 0	0- 0		0- 0		CONFERENCE		0- 0		0- 0	0- 0
0- 0	0- 0		0- 0		HOME		0- 0		0- 0	0- 0
0- 0	0- 0		0- 0		AWAY		0- 0		0- 0	0- 0
0- 0	0- 0		0- 0		NEUTRAL		0- 0		0- 0	0- 0

RPI 1-25				RPI 26-50				RPI 51-100				RPI 101+ Team's RPI: 208			
RPI	S	Opponent	Score	RPI	S	Opponent	Score	RPI	S	Opponent	Score	RPI	S	Opponent	Score
20	H	Col orado	52 65					78	H	Southern Cal i forni a	51 72	115	N	UC Davi s	68 84
								98	H	Utah	52 74	122	N	Northern Ill.	69 98
												127	A	Santa Clara	48 56
												278	A	Long Beach St.	76 67

LAST 12 Division I GAMES:															
122	N	Northern Ill.	69 98	278	A	Long Beach St.	76 67	127	A	Santa Clara	48 56				
115	N	UC Davi s	68 84	78	H	Southern Cal i forni a	51 72	98	H	Utah	52 74				
20	H	Col orado	52 65												

Non-Div I Games: Stanislaus St. 75 52

Nevada

Average RPI Win: 236		WON-LOST	WINNING	LAST 10	STRENGTH OF		OPP. STRENGTH	TEAM	ADJ.	CONF.	ADJ CONF.
Average RPI Loss: 154		RECORD	PCT. RANK	GAMES	SCHEDULE		OF SCHEDULE	RPI	RPI	RPI	RPI
DIV. I ONLY		2- 7	275	1- 0	109		254	252	252	24	24
DIV. I NON-CONF.		2- 7	275	1- 0	109		254	252	252	24	24

TOTALS		RPI 1-25		RPI 26-50	W-L RECORDS		RPI 51-100	RPI 101-150		RPI 150+	
2- 7	0- 1			0- 1	OVERALL		0- 1	0- 0		2- 4	
2- 1	0- 0			0- 0	HOME		0- 0	0- 0		2- 1	
0- 6	0- 1			0- 1	AWAY		0- 1	0- 0		0- 3	
0- 0	0- 0			0- 0	NEUTRAL		0- 0	0- 0		0- 0	
2- 7	0- 1			0- 1	NON-CONFERENCE		0- 1	0- 0		2- 4	
2- 1	0- 0			0- 0	HOME		0- 0	0- 0		2- 1	
0- 6	0- 1			0- 1	AWAY		0- 1	0- 0		0- 3	
0- 0	0- 0			0- 0	NEUTRAL		0- 0	0- 0		0- 0	
0- 0	0- 0			0- 0	CONFERENCE		0- 0	0- 0		0- 0	
0- 0	0- 0			0- 0	HOME		0- 0	0- 0		0- 0	
0- 0	0- 0			0- 0	AWAY		0- 0	0- 0		0- 0	
0- 0	0- 0			0- 0	NEUTRAL		0- 0	0- 0		0- 0	

RPI 1-25				RPI 26-50				RPI 51-100				RPI 101+ Team's RPI : 252			
RPI	S	Opponent	Score	RPI	S	Opponent	Score	RPI	S	Opponent	Score	RPI	S	Opponent	Score
19	A	Minnesota	47 70	26	A	Northeastern	54 69	99	A	South Fla.	36 79	156	A	Boston U.	39 60
												204	H	Holy Cross	74 62
												213	H	Sacred Heart	60 71
												234	A	Brown	70 76
												268	H	Bryant	79 74
												331	A	North Dakota St.	51 56

LAST 12 Division I GAMES:															
268	H	Bryant	79 74	204	H	Holy Cross	74 62								
26	A	Northeastern	54 69	99	A	South Fla.	36 79								
213	H	Sacred Heart	60 71	156	A	Boston U.	39 60								
234	A	Brown	70 76												
331	A	North Dakota St.	51 56												
19	A	Minnesota	47 70												

Non-Div I Games: U New England 68 44

New Hampshire

Average RPI	Win:	169	WON-LOST	WINNING	LAST 10	STRENGTH OF	OPP. STRENGTH	TEAM	ADJ.	CONF.	ADJ CONF.
Average RPI	Loss:	40	RECORD	PCT. RANK	GAMES	SCHEDULE	OF SCHEDULE	RPI	RPI	RPI	RPI
DIV. I ONLY		7- 1		28	1- 0	126	85	39	39	9	9
DIV. I NON-CONF.		7- 1		28	1- 0	126	85	39	39	9	9

TOTALS	RPI 1-25		RPI 26-50		W-L RECORDS	RPI 51-100		RPI 101-150		RPI 150+	
7- 1	0- 0		0- 1		OVERALL	1- 0		3- 0		3- 0	
5- 1	0- 0		0- 1		HOME	1- 0		1- 0		3- 0	
2- 0	0- 0		0- 0		AWAY	0- 0		2- 0		0- 0	
0- 0	0- 0		0- 0		NEUTRAL	0- 0		0- 0		0- 0	
7- 1	0- 0		0- 1		NON-CONFERENCE	1- 0		3- 0		3- 0	
5- 1	0- 0		0- 1		HOME	1- 0		1- 0		3- 0	
2- 0	0- 0		0- 0		AWAY	0- 0		2- 0		0- 0	
0- 0	0- 0		0- 0		NEUTRAL	0- 0		0- 0		0- 0	
0- 0	0- 0		0- 0		CONFERENCE	0- 0		0- 0		0- 0	
0- 0	0- 0		0- 0		HOME	0- 0		0- 0		0- 0	
0- 0	0- 0		0- 0		AWAY	0- 0		0- 0		0- 0	
0- 0	0- 0		0- 0		NEUTRAL	0- 0		0- 0		0- 0	

RPI 1-25				RPI 26-50				Team's RPI: 39				RPI 51-100				RPI 101+			
RPI	S	Opponent	Score	RPI	S	Opponent	Score	RPI	S	Opponent	Score	RPI	S	Opponent	Score	RPI	S	Opponent	Score
				40	H	Auburn	76 79					86	H	New Mexico St.	83 58	119	H	Hartford	72 65
																138	A	Houston	89 84
																140	A	Northern Ariz.	84 55
																179	H	Oklahoma	84 80
																202	H	Texas St.	82 51
																322	H	UTEP	69 51
LAST 12 Division I GAMES:																			
				138	A	Houston	89 84					119	H	Hartford	72 65				
				202	H	Texas St.	82 51					40	H	Auburn	76 79				
												140	A	Northern Ariz.	84 55				
												322	H	UTEP	69 51				
												86	H	New Mexico St.	83 58				
												179	H	Oklahoma	84 80				

Non-Div I Games:

New Mexico

Average RPI	Win:	236	WON-LOST	WINNING	LAST 10	STRENGTH OF	OPP. STRENGTH	TEAM	ADJ.	CONF.	ADJ CONF.
Average RPI	Loss:	80	RECORD	PCT. RANK	GAMES	SCHEDULE	OF SCHEDULE	RPI	RPI	RPI	RPI
DIV. I ONLY		3- 2		127	1- 0	75	268	86	86	30	30
DIV. I NON-CONF.		3- 2		127	1- 0	75	268	86	86	30	30

TOTALS	RPI 1-25		RPI 26-50		W-L RECORDS	RPI 51-100		RPI 101-150		RPI 150+	
3- 2	0- 0		0- 1		OVERALL	1- 0		0- 1		2- 0	
1- 1	0- 0		0- 0		HOME	1- 0		0- 1		0- 0	
2- 1	0- 0		0- 1		AWAY	0- 0		0- 0		2- 0	
0- 0	0- 0		0- 0		NEUTRAL	0- 0		0- 0		0- 0	
3- 2	0- 0		0- 1		NON-CONFERENCE	1- 0		0- 1		2- 0	
1- 1	0- 0		0- 0		HOME	1- 0		0- 1		0- 0	
2- 1	0- 0		0- 1		AWAY	0- 0		0- 0		2- 0	
0- 0	0- 0		0- 0		NEUTRAL	0- 0		0- 0		0- 0	
0- 0	0- 0		0- 0		CONFERENCE	0- 0		0- 0		0- 0	
0- 0	0- 0		0- 0		HOME	0- 0		0- 0		0- 0	
0- 0	0- 0		0- 0		AWAY	0- 0		0- 0		0- 0	
0- 0	0- 0		0- 0		NEUTRAL	0- 0		0- 0		0- 0	

RPI	S	Opponent	Score	RPI	S	Opponent	Score	RPI	S	Opponent	Score	RPI	S	Opponent	Score
39	A	New Mexico	58 83	77	H	Denver	66 64	121	H	Abilene Christian	46 58	309	A	Western Mich.	66 54
								322	A	UTEP	69 65				
LAST 12 Division I GAMES:															
77	H	Denver	66 64	309	A	Western Mich.	66 54								
39	A	New Mexico	58 83												
121	H	Abilene Christian	46 58												
322	A	UTEP	69 65												

Non-Div I Games: Tex. Permian Basin 70 38 Northern N.M. 101 51

New Mexico St.

Average RPI Win: 276		WON-LOST	WINNING	LAST 10	STRENGTH OF		OPP. STRENGTH	TEAM	ADJ.	CONF.	ADJ CONF.
Average RPI Loss: 124		RECORD	PCT. RANK	GAMES	SCHEDULE		OF SCHEDULE	RPI	RPI	RPI	RPI
DIV. I ONLY		1- 4	287	0- 1	60		260	192	192	22	22
DIV. I NON-CONF.		1- 4	287	0- 1	60		260	192	192	22	22

TOTALS		RPI 1-25		RPI 26-50	W-L RECORDS		RPI 51-100	RPI 101-150		RPI 150+	
1- 4		0- 1		0- 0	OVERALL		0- 0	0- 2		1- 1	
0- 1		0- 0		0- 0	HOME		0- 0	0- 0		0- 1	
1- 3		0- 1		0- 0	AWAY		0- 0	0- 2		1- 0	
0- 0		0- 0		0- 0	NEUTRAL		0- 0	0- 0		0- 0	
1- 4		0- 1		0- 0	NON-CONFERENCE		0- 0	0- 2		1- 1	
0- 1		0- 0		0- 0	HOME		0- 0	0- 0		0- 1	
1- 3		0- 1		0- 0	AWAY		0- 0	0- 2		1- 0	
0- 0		0- 0		0- 0	NEUTRAL		0- 0	0- 0		0- 0	
0- 0		0- 0		0- 0	CONFERENCE		0- 0	0- 0		0- 0	
0- 0		0- 0		0- 0	HOME		0- 0	0- 0		0- 0	
0- 0		0- 0		0- 0	AWAY		0- 0	0- 0		0- 0	
0- 0		0- 0		0- 0	NEUTRAL		0- 0	0- 0		0- 0	

RPI 1-25				RPI 26-50				RPI 51-100				RPI 101+ Team's RPI: 192			
RPI	S	Opponent	Score	RPI	S	Opponent	Score	RPI	S	Opponent	Score	RPI	S	Opponent	Score
14	A	Mi ami (FL)	38 78									133	A	Pi ttsburgh	38 90
												135	A	Ri ce	56 67
												214	H	La. -Monroe	44 57
												276	A	Memphi s	66 59

LAST 12 Division I GAMES:															
								14	A	Mi ami (FL)	38 78				
								276	A	Memphi s	66 59				
								135	A	Ri ce	56 67				
								214	H	La. -Monroe	44 57				
								133	A	Pi ttsburgh	38 90				

Non-Div I Games: Centenary (LA) 104 42 Trinity Baptist 93 38

New Orleans

Average RPI Win:	321	WON-LOST	WINNING	LAST 10	STRENGTH OF	OPP. STRENGTH	TEAM	ADJ.	CONF.	ADJ CONF.
Average RPI Loss:	177	RECORD	PCT. RANK	GAMES	SCHEDULE	OF SCHEDULE	RPI	RPI	RPI	RPI
DIV. I ONLY	2- 6	264	1- 0	264	237	311	311	28	28	
DIV. I NON-CONF.	2- 6	264	1- 0	264	237	311	311	28	28	

TOTALS	RPI 1-25	RPI 26-50	W-L RECORDS	RPI 51-100	RPI 101-150	RPI 150+				
2- 6	0- 1	0- 0	OVERALL	0- 0	0- 2	2- 3				
1- 2	0- 0	0- 0	HOME	0- 0	0- 0	1- 2				
0- 3	0- 1	0- 0	AWAY	0- 0	0- 1	0- 1				
1- 1	0- 0	0- 0	NEUTRAL	0- 0	0- 1	1- 0				
2- 6	0- 1	0- 0	NON-CONFERENCE	0- 0	0- 2	2- 3				
1- 2	0- 0	0- 0	HOME	0- 0	0- 0	1- 2				
0- 3	0- 1	0- 0	AWAY	0- 0	0- 1	0- 1				
1- 1	0- 0	0- 0	NEUTRAL	0- 0	0- 1	1- 0				
0- 0	0- 0	0- 0	CONFERENCE	0- 0	0- 0	0- 0				
0- 0	0- 0	0- 0	HOME	0- 0	0- 0	0- 0				
0- 0	0- 0	0- 0	AWAY	0- 0	0- 0	0- 0				
0- 0	0- 0	0- 0	NEUTRAL	0- 0	0- 0	0- 0				

RPI	S	Opponent	Score	RPI	S	Opponent	Score	RPI	S	Opponent	Score	RPI	S	Opponent	Score	Team's RPI: 311
8	A	Iowa St.	35 95									111	A	Buffalo	61 88	
												130	N	Yale	64 67	
												236	H	St. Bonaventure	48 76	
												271	H	Howard	61 68	
												302	H	Binghamton	79 72	
												307	A	Saint Joseph's	54 68	
												339	N	Morgan St.	67 57	

LAST 12 Division I GAMES:																
339	N	Morgan St.	67 57	8	A	Iowa St.	35 95	236	H	St. Bonaventure	48 76					
130	N	Yale	64 67													
302	H	Binghamton	79 72													
271	H	Howard	61 68													
307	A	Saint Joseph's	54 68													
111	A	Buffalo	61 88													

Non-Div I Games:

Niagara

Average RPI Win:	256	WON-LOST	WINNING	LAST 10	STRENGTH OF	OPP. STRENGTH	TEAM	ADJ.	CONF.	ADJ CONF.
Average RPI Loss:	98	RECORD	PCT. RANK	GAMES	SCHEDULE	OF SCHEDULE	RPI	RPI	RPI	RPI
DIV. I ONLY	3- 5	217	0- 1	187	128	188	188	22	22	
DIV. I NON-CONF.	3- 5	217	0- 1	187	128	188	188	22	22	

TOTALS	RPI 1-25	RPI 26-50	W-L RECORDS	RPI 51-100	RPI 101-150	RPI 150+				
3- 5	0- 1	0- 2	OVERALL	0- 0	0- 0	3- 2				
1- 0	0- 0	0- 0	HOME	0- 0	0- 0	1- 0				
1- 4	0- 1	0- 2	AWAY	0- 0	0- 0	1- 1				
1- 1	0- 0	0- 0	NEUTRAL	0- 0	0- 0	1- 1				
3- 5	0- 1	0- 2	NON-CONFERENCE	0- 0	0- 0	3- 2				
1- 0	0- 0	0- 0	HOME	0- 0	0- 0	1- 0				
1- 4	0- 1	0- 2	AWAY	0- 0	0- 0	1- 1				
1- 1	0- 0	0- 0	NEUTRAL	0- 0	0- 0	1- 1				
0- 0	0- 0	0- 0	CONFERENCE	0- 0	0- 0	0- 0				
0- 0	0- 0	0- 0	HOME	0- 0	0- 0	0- 0				
0- 0	0- 0	0- 0	AWAY	0- 0	0- 0	0- 0				
0- 0	0- 0	0- 0	NEUTRAL	0- 0	0- 0	0- 0				

RPI 1-25				RPI 26-50				RPI 51-100				RPI 101+				Team's RPI: 188
RPI	S	Opponent	Score	RPI	S	Opponent	Score	RPI	S	Opponent	Score	RPI	S	Opponent	Score	
13	A	Baylor	39 100	29	A	Tulane	46 71					202	A	Texas St.	67 72	
				40	A	Auburn	59 80					206	N	Delaware	56 71	
												210	N	Texas Southern	58 57	
												235	H	Mississippi Val.	72 47	
												322	A	UTEP	58 56	
LAST 12 Division I GAMES:																
210	N	Texas Southern	58 57	206	N	Delaware	56 71									
322	A	UTEP	58 56	202	A	Texas St.	67 72									
40	A	Auburn	59 80	29	A	Tulane	46 71									
13	A	Baylor	39 100	235	H	Mississippi Val.	72 47									

Non-Div I Games: Southern-N.O. 86 49

Nicholls St.

Average RPI Win: 240		WON-LOST	WINNING	LAST 10	STRENGTH OF		OPP. STRENGTH	TEAM	ADJ.	CONF.	ADJ CONF.
Average RPI Loss: 185		RECORD	PCT. RANK	GAMES	SCHEDULE		OF SCHEDULE	RPI	RPI	RPI	RPI
DIV. I ONLY		2- 5	255	1- 0	197		209	257	257	32	32
DIV. I NON-CONF.		2- 5	255	1- 0	197		209	257	257	32	32
<hr/>											
TOTALS		RPI 1-25		RPI 26-50	W-L RECORDS		RPI 51-100	RPI 101-150		RPI 150+	
2- 5		0- 0		0- 1	OVERALL		0- 0	0- 0		2- 4	
1- 1		0- 0		0- 0	HOME		0- 0	0- 0		1- 1	
0- 4		0- 0		0- 1	AWAY		0- 0	0- 0		0- 3	
1- 0		0- 0		0- 0	NEUTRAL		0- 0	0- 0		1- 0	
2- 5		0- 0		0- 1	NON-CONFERENCE		0- 0	0- 0		2- 4	
1- 1		0- 0		0- 0	HOME		0- 0	0- 0		1- 1	
0- 4		0- 0		0- 1	AWAY		0- 0	0- 0		0- 3	
1- 0		0- 0		0- 0	NEUTRAL		0- 0	0- 0		1- 0	
0- 0		0- 0		0- 0	CONFERENCE		0- 0	0- 0		0- 0	
0- 0		0- 0		0- 0	HOME		0- 0	0- 0		0- 0	
0- 0		0- 0		0- 0	AWAY		0- 0	0- 0		0- 0	
0- 0		0- 0		0- 0	NEUTRAL		0- 0	0- 0		0- 0	

RPI	S	Opponent	Score	RPI	S	Opponent	Score	RPI	S	Opponent	Score	RPI	S	Opponent	Score
				27	A	Old Domini on	53 69					160	A	Lehi gh	41 62
												181	H	Navy	65 58
												197	H	Campbel l	49 57
												239	A	Ole Mi ss	42 60
												299	N	Li berty	66 53
												303	A	La Sal le	52 62
<hr/>															
LAST 12 Di vi si on I GAMES:															
				299	N	Li berty	66 53	160	A	Lehi gh	41 62				
				303	A	La Sal le	52 62	197	H	Campbel l	49 57				
								181	H	Navy	65 58				
								27	A	Ol d Domi ni on	53 69				
								239	A	Ole Mi ss	42 60				

Non-Di v I Games: Cheyney 93 40

Norfol k St.

Average RPI Win:	230	WON-LOST	WINNING	LAST 10	STRENGTH OF	OPP. STRENGTH	TEAM	ADJ.	CONF.	ADJ CONF.
Average RPI Loss:	57	RECORD	PCT. RANK	GAMES	SCHEDULE	OF SCHEDULE	RPI	RPI	RPI	RPI

DIV. I ONLY	4- 1	46	0- 0	305	43	104	104	26	26
DIV. I NON-CONF.	4- 1	46	0- 0	305	43	104	104	26	26

TOTALS	RPI 1-25	RPI 26-50	W-L RECORDS	RPI 51-100	RPI 101-150	RPI 150+			
4- 1	0- 0	0- 0	OVERALL	0- 1	0- 0	4- 0			
1- 0	0- 0	0- 0	HOME	0- 0	0- 0	1- 0			
2- 1	0- 0	0- 0	AWAY	0- 1	0- 0	2- 0			
1- 0	0- 0	0- 0	NEUTRAL	0- 0	0- 0	1- 0			
4- 1	0- 0	0- 0	NON-CONFERENCE	0- 1	0- 0	4- 0			
1- 0	0- 0	0- 0	HOME	0- 0	0- 0	1- 0			
2- 1	0- 0	0- 0	AWAY	0- 1	0- 0	2- 0			
1- 0	0- 0	0- 0	NEUTRAL	0- 0	0- 0	1- 0			
0- 0	0- 0	0- 0	CONFERENCE	0- 0	0- 0	0- 0			
0- 0	0- 0	0- 0	HOME	0- 0	0- 0	0- 0			
0- 0	0- 0	0- 0	AWAY	0- 0	0- 0	0- 0			
0- 0	0- 0	0- 0	NEUTRAL	0- 0	0- 0	0- 0			

RPI 1-25				RPI 26-50				RPI 51-100				RPI 101+ Team's RPI: 104			
RPI	S	Opponent	Score	RPI	S	Opponent	Score	RPI	S	Opponent	Score	RPI	S	Opponent	Score
								57	A	Xavi er	81 94	153	A	Vanderbil t	74 71
												198	N	Southeast Mo. St.	80 67
												241	H	Al abama St.	68 42
												328	A	Western Caro.	89 66
LAST 12 Di vi si on I GAMES:															
								57	A	Xavi er	81 94				

Non-Div I Games: Stillman 99 43 Martin Methodist 79 48 Lane 98 57 Blue Mountain (MS) 70 42 North Ala.

Average RPI Win:	134	WON-LOST	WINNING	LAST 10	STRENGTH OF	OPP. STRENGTH	TEAM	ADJ.	CONF.	ADJ CONF.
Average RPI Loss:	46	RECORD	PCT. RANK	GAMES	SCHEDULE	OF SCHEDULE	RPI	RPI	RPI	RPI
DIV. I ONLY	6- 4	127	1- 0	19	80	32	32	1	1	
DIV. I NON-CONF.	6- 4	127	1- 0	19	80	32	32	1	1	

TOTALS	RPI 1-25	RPI 26-50	W-L RECORDS	RPI 51-100	RPI 101-150	RPI 150+				
6- 4	0- 2	1- 0	OVERALL	2- 2	0- 0	3- 0				
3- 1	0- 0	0- 0	HOME	1- 1	0- 0	2- 0				
1- 2	0- 1	0- 0	AWAY	0- 1	0- 0	1- 0				
2- 1	0- 1	1- 0	NEUTRAL	1- 0	0- 0	0- 0				
6- 4	0- 2	1- 0	NON-CONFERENCE	2- 2	0- 0	3- 0				
3- 1	0- 0	0- 0	HOME	1- 1	0- 0	2- 0				
1- 2	0- 1	0- 0	AWAY	0- 1	0- 0	1- 0				
2- 1	0- 1	1- 0	NEUTRAL	1- 0	0- 0	0- 0				
0- 0	0- 0	0- 0	CONFERENCE	0- 0	0- 0	0- 0				
0- 0	0- 0	0- 0	HOME	0- 0	0- 0	0- 0				
0- 0	0- 0	0- 0	AWAY	0- 0	0- 0	0- 0				
0- 0	0- 0	0- 0	NEUTRAL	0- 0	0- 0	0- 0				

RPI 1-25				RPI 26-50				RPI 51-100				RPI 101+			
RPI	S	Opponent	Score	RPI	S	Opponent	Score	RPI	S	Opponent	Score	RPI	S	Opponent	Score
18	N	Kentucky	75 85	45	N	UCLA	83 49	53	H	Maine	73 85	166	H	Kent St.	73 60
20	A	Colorado	74 86					81	H	VCU	59 47	194	H	UNCW	82 55
								91	A	Ohio St.	69 76	219	A	Elon	100 69
								99	N	South Fla.	71 69				

LAST 12 Division I GAMES:															
194	H	UNCW	82 55	91	A	Ohio St.	69 76	18	N	Kentucky	75 85				
53	H	Maine	73 85	45	N	UCLA	83 49	99	N	South Fla.	71 69				
166	H	Kent St.	73 60	20	A	Colorado	74 86	81	H	VCU	59 47				
219	A	Elon	100 69												

Non-Div I Games:

North Carolina

Average RPI Win:	230	WON-LOST	WINNING	LAST 10	STRENGTH OF	OPP. STRENGTH	TEAM	ADJ.	CONF.	ADJ CONF.
Average RPI Loss:	116	RECORD	PCT. RANK	GAMES	SCHEDULE	OF SCHEDULE	RPI	RPI	RPI	RPI
DIV. I ONLY	2- 7	275	0- 1	99	124	176	176	12	12	
DIV. I NON-CONF.	2- 7	275	0- 1	99	124	176	176	12	12	

TOTALS	RPI 1-25	RPI 26-50	W-L RECORDS	RPI 51-100	RPI 101-150	RPI 150+				
2- 7	0- 2	0- 0	OVERALL	0- 1	0- 2	2- 2				
0- 1	0- 0	0- 0	HOME	0- 0	0- 0	0- 1				
2- 6	0- 2	0- 0	AWAY	0- 1	0- 2	2- 1				
0- 0	0- 0	0- 0	NEUTRAL	0- 0	0- 0	0- 0				
2- 7	0- 2	0- 0	NON-CONFERENCE	0- 1	0- 2	2- 2				
0- 1	0- 0	0- 0	HOME	0- 0	0- 0	0- 1				
2- 6	0- 2	0- 0	AWAY	0- 1	0- 2	2- 1				
0- 0	0- 0	0- 0	NEUTRAL	0- 0	0- 0	0- 0				
0- 0	0- 0	0- 0	CONFERENCE	0- 0	0- 0	0- 0				
0- 0	0- 0	0- 0	HOME	0- 0	0- 0	0- 0				
0- 0	0- 0	0- 0	AWAY	0- 0	0- 0	0- 0				
0- 0	0- 0	0- 0	NEUTRAL	0- 0	0- 0	0- 0				

RPI 1-25				RPI 26-50				RPI 51-100				RPI 101+				Team's RPI: 176
RPI	S	Opponent	Score	RPI	S	Opponent	Score	RPI	S	Opponent	Score	RPI	S	Opponent	Score	
8	A	Iowa St.	35 87					100	A	UNI	60 64	109	A	Penn St.	68 75	
11	A	Syracuse	49 85									145	A	Rhode Isl and	63 77	
												187	H	Milwaukee	46 64	
												203	A	Massachusetts	59 52	
												254	A	Illinois St.	55 67	
												256	A	Valparaiso	62 56	

LAST 12 Division I GAMES:																
8	A	Iowa St.	35 87	145	A	Rhode Isl and	63 77									
187	H	Milwaukee	46 64	109	A	Penn St.	68 75									
100	A	UNI	60 64	254	A	Illinois St.	55 67									
203	A	Massachusetts	59 52	256	A	Valparaiso	62 56									
				11	A	Syracuse	49 85									

Non-Div I Games:

North Dakota

Average RPI Win:	252	WON-LOST	WINNING	LAST 10	STRENGTH OF	OPP. STRENGTH	TEAM	ADJ.	CONF.	ADJ CONF.
Average RPI Loss:	163	RECORD	PCT. RANK	GAMES	SCHEDULE	OF SCHEDULE	RPI	RPI	RPI	RPI
DIV. I ONLY	1- 7	307	0- 1	270	179	331	331	12	12	
DIV. I NON-CONF.	1- 7	307	0- 1	270	179	331	331	12	12	

TOTALS	RPI 1-25	RPI 26-50	W-L RECORDS	RPI 51-100	RPI 101-150	RPI 150+				
1- 7	0- 0	0- 0	OVERALL	0- 1	0- 3	1- 3				
1- 3	0- 0	0- 0	HOME	0- 0	0- 1	1- 2				
0- 3	0- 0	0- 0	AWAY	0- 1	0- 2	0- 0				
0- 1	0- 0	0- 0	NEUTRAL	0- 0	0- 0	0- 1				
1- 7	0- 0	0- 0	NON-CONFERENCE	0- 1	0- 3	1- 3				
1- 3	0- 0	0- 0	HOME	0- 0	0- 1	1- 2				
0- 3	0- 0	0- 0	AWAY	0- 1	0- 2	0- 0				
0- 1	0- 0	0- 0	NEUTRAL	0- 0	0- 0	0- 1				
0- 0	0- 0	0- 0	CONFERENCE	0- 0	0- 0	0- 0				
0- 0	0- 0	0- 0	HOME	0- 0	0- 0	0- 0				
0- 0	0- 0	0- 0	AWAY	0- 0	0- 0	0- 0				
0- 0	0- 0	0- 0	NEUTRAL	0- 0	0- 0	0- 0				

RPI 1-25				RPI 26-50				RPI 51-100				RPI 101+				Team's RPI : 331		
RPI	S	Opponent	Score	RPI	S	Opponent	Score	RPI	S	Opponent	Score	RPI	S	Opponent	Score			
								85	A	Paci fi c	68	75	108	H	Creighton	51	86	
												122	A	Northern Ill.	63	81		
												129	A	Wi sconsi n	53	64		
												187	H	Mi lwaukee	55	57		
												225	H	UMKC	59	69		
												252	H	New Hampshi re	56	51		
												282	N	North Texas	78	92		

LAST 12 Di vi si on I GAMES:																		
				225	H	UMKC	59	69	187	H	Mi lwaukee	55	57	108	H	Creighton	51	86
				122	A	Northern Ill.	63	81										
				282	N	North Texas	78	92										
				85	A	Paci fi c	68	75										
				129	A	Wi sconsi n	53	64										
				252	H	New Hampshi re	56	51										

Non-Div I Games: Mayville St. 49 43

North Dakota St.

Average RPI Win:	338	WON-LOST	WINNING	LAST 10	STRENGTH OF	OPP. STRENGTH	TEAM	ADJ.	CONF.	ADJ CONF.
Average RPI Loss:	57	RECORD	PCT. RANK	GAMES	SCHEDULE	OF SCHEDULE	RPI	RPI	RPI	RPI
DIV. I ONLY	3- 3	161	1- 0	277	168	229	229	26	26	
DIV. I NON-CONF.	3- 3	161	1- 0	277	168	229	229	26	26	

TOTALS	RPI 1-25	RPI 26-50	W-L RECORDS	RPI 51-100	RPI 101-150	RPI 150+				
3- 3	0- 2	0- 0	OVERALL	0- 0	0- 1	3- 0				
3- 0	0- 0	0- 0	HOME	0- 0	0- 0	3- 0				
0- 3	0- 2	0- 0	AWAY	0- 0	0- 1	0- 0				
0- 0	0- 0	0- 0	NEUTRAL	0- 0	0- 0	0- 0				
3- 3	0- 2	0- 0	NON-CONFERENCE	0- 0	0- 1	3- 0				
3- 0	0- 0	0- 0	HOME	0- 0	0- 0	3- 0				
0- 3	0- 2	0- 0	AWAY	0- 0	0- 1	0- 0				
0- 0	0- 0	0- 0	NEUTRAL	0- 0	0- 0	0- 0				
0- 0	0- 0	0- 0	CONFERENCE	0- 0	0- 0	0- 0				
0- 0	0- 0	0- 0	HOME	0- 0	0- 0	0- 0				
0- 0	0- 0	0- 0	AWAY	0- 0	0- 0	0- 0				
0- 0	0- 0	0- 0	NEUTRAL	0- 0	0- 0	0- 0				

RPI 1-25				RPI 26-50				RPI 51-100				RPI 101+ Team's RPI: 229			
RPI	S	Opponent	Score	RPI	S	Opponent	Score	RPI	S	Opponent	Score	RPI	S	Opponent	Score
15	A	Indiana	52 75									134	A	Colorado St.	59 61
22	A	Florida St.	53 74									326	H	FIU	62 53
												341	H	Florida A&M	64 53
												346	H	Charleston So.	82 76

LAST 12 Division I GAMES:															
				22	A	Florida St.	53 74	326	H	FIU	62 53				
								134	A	Colorado St.	59 61				
								346	H	Charleston So.	82 76				
								15	A	Indiana	52 75				
								341	H	Florida A&M	64 53				

Non-Div I Games: Trinity Baptist 99 40

North Florida

Average RPI	Win:	288	WON-LOST	WINNING	LAST 10	STRENGTH OF	OPP. STRENGTH	TEAM	ADJ.	CONF.	ADJ CONF.
Average RPI	Loss:	89	RECORD	PCT. RANK	GAMES	SCHEDULE	OF SCHEDULE	RPI	RPI	RPI	RPI
DIV. I ONLY		3- 5		217	0- 1	290	51	282	282	18	18
DIV. I NON-CONF.		3- 5		217	0- 1	290	51	282	282	18	18

TOTALS	RPI 1-25		RPI 26-50		W-L RECORDS	RPI 51-100		RPI 101-150		RPI 150+	
3- 5	0- 0		0- 2		OVERALL	0- 2		0- 0		3- 1	
2- 2	0- 0		0- 1		HOME	0- 1		0- 0		2- 0	
0- 2	0- 0		0- 0		AWAY	0- 1		0- 0		0- 1	
1- 1	0- 0		0- 1		NEUTRAL	0- 0		0- 0		1- 0	
3- 5	0- 0		0- 2		NON-CONFERENCE	0- 2		0- 0		3- 1	
2- 2	0- 0		0- 1		HOME	0- 1		0- 0		2- 0	
0- 2	0- 0		0- 0		AWAY	0- 1		0- 0		0- 1	
1- 1	0- 0		0- 1		NEUTRAL	0- 0		0- 0		1- 0	
0- 0	0- 0		0- 0		CONFERENCE	0- 0		0- 0		0- 0	
0- 0	0- 0		0- 0		HOME	0- 0		0- 0		0- 0	
0- 0	0- 0		0- 0		AWAY	0- 0		0- 0		0- 0	
0- 0	0- 0		0- 0		NEUTRAL	0- 0		0- 0		0- 0	

RPI 1-25				RPI 26-50				RPI 51-100				RPI 101+				Team's RPI: 282
RPI	S	Opponent	Score	RPI	S	Opponent	Score	RPI	S	Opponent	Score	RPI	S	Opponent	Score	
				42	H	Texas	54 64	90	A	Kansas St.	42 60	171	A	SMU	66 73	
				49	N	Wyoming	49 53	92	H	Utah St.	41 57	237	H	Missouri St.	83 76	
												297	H	Houston Baptist	100 75	
												331	N	North Dakota St.	92 78	

LAST 12 Division I GAMES:																
				92	H	Utah St.	41 57	49	N	Wyoming	49 53					
				297	H	Houston Baptist	100 75	90	A	Kansas St.	42 60					
				237	H	Missouri St.	83 76	42	H	Texas	54 64					
				171	A	SMU	66 73									
				331	N	North Dakota St.	92 78									

Non-Div I Games: Mid-Amer. Christian 82 35

North Texas

Average RPI Win: 184		WON-LOST RECORD	WINNING PCT. RANK	LAST 10 GAMES	STRENGTH OF SCHEDULE	OPP. STRENGTH OF SCHEDULE	TEAM RPI	ADJ. RPI	CONF. RPI	ADJ CONF. RPI
Loss: 0										
DIV. I ONLY		8- 0	1	1- 0	228	42	26	26	13	13
DIV. I NON-CONF.		8- 0	1	1- 0	228	42	26	26	13	13
TOTALS		RPI 1-25	RPI 26-50	W-L RECORDS		RPI 51-100	RPI 101-150	RPI 150+		
8- 0	0- 0		0- 0	OVERALL		1- 0	0- 0	7- 0		
5- 0	0- 0		0- 0	HOME		0- 0	0- 0	5- 0		
3- 0	0- 0		0- 0	AWAY		1- 0	0- 0	2- 0		
0- 0	0- 0		0- 0	NEUTRAL		0- 0	0- 0	0- 0		
8- 0	0- 0		0- 0	NON-CONFERENCE		1- 0	0- 0	7- 0		
5- 0	0- 0		0- 0	HOME		0- 0	0- 0	5- 0		
3- 0	0- 0		0- 0	AWAY		1- 0	0- 0	2- 0		
0- 0	0- 0		0- 0	NEUTRAL		0- 0	0- 0	0- 0		
0- 0	0- 0		0- 0	CONFERENCE		0- 0	0- 0	0- 0		
0- 0	0- 0		0- 0	HOME		0- 0	0- 0	0- 0		
0- 0	0- 0		0- 0	AWAY		0- 0	0- 0	0- 0		
0- 0	0- 0		0- 0	NEUTRAL		0- 0	0- 0	0- 0		

[illegible]

Non-Div I Games:

Northeastern

Average RPI Win: 187

Average RPI Loss: 101

WON-LOST
RECORDWINNING
PCT. RANKLAST 10
GAMESSTRENGTH OF
SCHEDULEOPP. STRENGTH
OF SCHEDULETEAM
RPIADJ.
RPICONF.
RPIADJ CONF.
RPIDIV. I ONLY
DIV. I NON-CONF.4- 4
4- 4161
1610- 1
0- 1150
15074
74140
140140
14011
1111
11

TOTALS

RPI 1-25

RPI 26-50

W-L RECORDS

RPI 51-100

RPI 101-150

RPI 150+

4- 4
2- 1
2- 2
0- 10- 0
0- 0
0- 0
0- 00- 1
0- 1
0- 0
0- 0OVERALL
HOME
AWAY
NEUTRAL1- 1
0- 0
1- 1
0- 01- 1
1- 0
0- 1
0- 02- 1
1- 0
1- 0
0- 14- 4
2- 1
2- 2
0- 10- 0
0- 0
0- 0
0- 00- 1
0- 1
0- 0
0- 0NON-CONFERENCE
HOME
AWAY
NEUTRAL1- 1
0- 0
1- 1
0- 01- 1
1- 0
0- 1
0- 02- 1
1- 0
1- 0
0- 10- 0
0- 0
0- 0
0- 00- 0
0- 0
0- 0
0- 00- 0
0- 0
0- 0
0- 0CONFERENCE
HOME
AWAY
NEUTRAL0- 0
0- 0
0- 0
0- 00- 0
0- 0
0- 0
0- 00- 0
0- 0
0- 0
0- 0

RPI 1-25

RPI 26-50

RPI 51-100

RPI 101+

Team's RPI: 140

RPI S Opponent Score

RPI S Opponent Score

39 H New Mexico 55 84

RPI S Opponent Score

58 A Washington 59 81

67 A Loyola Marymount 63 62

RPI S Opponent Score

134 A Colorado St. 54 65

141 H Fresno St. 86 73

171 N SMU 48 55

250 A Seattle U 65 58

291 H California Baptist 91 88

LAST 12 Division I GAMES:

171 N SMU 48 55

141 H Fresno St. 86 73

39 H New Mexico 55 84

134 A Colorado St. 54 65

67 A Loyola Marymount 63 62

291 H California Baptist 91 88

58 A Washington 59 81

250 A Seattle U 65 58

Northern Arizona.

Northern Arizona.

Non-Div I Games:

Northern Ariz.

Average RPI	Win:	156	WON-LOST	WINNING	LAST 10	STRENGTH OF	OPP. STRENGTH	TEAM	ADJ.	CONF.	ADJ CONF.
Average RPI	Loss:	84	RECORD	PCT. RANK	GAMES	SCHEDULE	OF SCHEDULE	RPI	RPI	RPI	RPI
DIV. I ONLY		4- 3		138	1- 0	58	75	38	38	11	11
DIV. I NON-CONF.		4- 3		138	1- 0	58	75	38	38	11	11

TOTALS	RPI 1-25		RPI 26-50		W-L RECORDS	RPI 51-100		RPI 101-150		RPI 150+	
4- 3	0- 1		0- 0		OVERALL	1- 1		1- 0		2- 1	
2- 0	0- 0		0- 0		HOME	1- 0		0- 0		1- 0	
2- 3	0- 1		0- 0		AWAY	0- 1		1- 0		1- 1	
0- 0	0- 0		0- 0		NEUTRAL	0- 0		0- 0		0- 0	
4- 3	0- 1		0- 0		NON-CONFERENCE	1- 1		1- 0		2- 1	
2- 0	0- 0		0- 0		HOME	1- 0		0- 0		1- 0	
2- 3	0- 1		0- 0		AWAY	0- 1		1- 0		1- 1	
0- 0	0- 0		0- 0		NEUTRAL	0- 0		0- 0		0- 0	
0- 0	0- 0		0- 0		CONFERENCE	0- 0		0- 0		0- 0	
0- 0	0- 0		0- 0		HOME	0- 0		0- 0		0- 0	
0- 0	0- 0		0- 0		AWAY	0- 0		0- 0		0- 0	
0- 0	0- 0		0- 0		NEUTRAL	0- 0		0- 0		0- 0	

RPI 1-25				RPI 26-50				Team's RPI: 38				RPI 51-100				RPI 101+			
RPI	S	Opponent	Score	RPI	S	Opponent	Score					RPI	S	Opponent	Score	RPI	S	Opponent	Score
20	A	Col orado	69 77									68	A	LSU	57 62	134	A	Colorado St.	53 47
												77	H	Denver	74 66	163	A	Air Force	57 69
																171	H	SMU	58 57
																242	A	San Franci sco	68 63

LAST 12 Division I GAMES:																			
171	H	SMU	58 57	68	A	LSU	57 62					20	A	Col orado	69 77				
163	A	Air Force	57 69																
242	A	San Franci sco	68 63																
134	A	Col orado St.	53 47																
77	H	Denver	74 66																

Non-Div I Games:

Northern Colo.

Average RPI Win:	204	WON-LOST	WINNING	LAST 10	STRENGTH OF	OPP. STRENGTH	TEAM	ADJ.	CONF.	ADJ CONF.
Average RPI Loss:	59	RECORD	PCT. RANK	GAMES	SCHEDULE	OF SCHEDULE	RPI	RPI	RPI	RPI
DIV. I ONLY	5- 4	149	1- 0	178	44	122	122	10	10	
DIV. I NON-CONF.	5- 4	149	1- 0	178	44	122	122	10	10	

TOTALS	RPI 1-25	RPI 26-50	W-L RECORDS	RPI 51-100	RPI 101-150	RPI 150+				
5- 4	0- 2	0- 0	OVERALL	1- 1	1- 0	3- 1				
3- 0	0- 0	0- 0	HOME	1- 0	1- 0	1- 0				
0- 4	0- 2	0- 0	AWAY	0- 1	0- 0	0- 1				
2- 0	0- 0	0- 0	NEUTRAL	0- 0	0- 0	2- 0				
5- 4	0- 2	0- 0	NON-CONFERENCE	1- 1	1- 0	3- 1				
3- 0	0- 0	0- 0	HOME	1- 0	1- 0	1- 0				
0- 4	0- 2	0- 0	AWAY	0- 1	0- 0	0- 1				
2- 0	0- 0	0- 0	NEUTRAL	0- 0	0- 0	2- 0				
0- 0	0- 0	0- 0	CONFERENCE	0- 0	0- 0	0- 0				
0- 0	0- 0	0- 0	HOME	0- 0	0- 0	0- 0				
0- 0	0- 0	0- 0	AWAY	0- 0	0- 0	0- 0				
0- 0	0- 0	0- 0	NEUTRAL	0- 0	0- 0	0- 0				

RPI	S	Opponent	Score	RPI	S	Opponent	Score	RPI	S	Opponent	Score	RPI	S	Opponent	Score	Team's RPI: 122
8	A	Iowa St.	60 70					56	A	Montana	70 86	130	H	Yale	89 80	
15	A	Indiana	73 91					100	H	UNI	70 59	157	A	Southern Ill.	73 82	
												208	N	Nevada	98 69	
												249	N	Western Ill.	86 61	
												331	H	North Dakota St.	81 63	

LAST 12 Division I GAMES:																
157	A	Southern Ill.	73 82	208	N	Nevada	98 69	100	H	UNI	70 59	8	A	Iowa St.	60 70	
56	A	Montana	70 86									249	N	Western Ill.	86 61	
331	H	North Dakota St.	81 63													
15	A	Indiana	73 91													
130	H	Yale	89 80													

Non-Div I Games:

Northern Ill.

Average RPI	Win:	0	WON-LOST	WINNING	LAST 10	STRENGTH OF	OPP. STRENGTH	TEAM	ADJ.	CONF.	ADJ CONF.
Average RPI	Loss:	207	RECORD	PCT. RANK	GAMES	SCHEDULE	OF SCHEDULE	RPI	RPI	RPI	RPI
DIV. I ONLY		0- 5		327	0- 1	206	344	338	338	15	15
DIV. I NON-CONF.		0- 5		327	0- 1	206	344	338	338	15	15

TOTALS	RPI 1-25		RPI 26-50		W-L RECORDS	RPI 51-100		RPI 101-150		RPI 150+	
0- 5	0- 0		0- 1		OVERALL	0- 0		0- 0		0- 4	
0- 2	0- 0		0- 1		HOME	0- 0		0- 0		0- 1	
0- 2	0- 0		0- 0		AWAY	0- 0		0- 0		0- 2	
0- 1	0- 0		0- 0		NEUTRAL	0- 0		0- 0		0- 1	
0- 5	0- 0		0- 1		NON-CONFERENCE	0- 0		0- 0		0- 4	
0- 2	0- 0		0- 1		HOME	0- 0		0- 0		0- 1	
0- 2	0- 0		0- 0		AWAY	0- 0		0- 0		0- 2	
0- 1	0- 0		0- 0		NEUTRAL	0- 0		0- 0		0- 1	
0- 0	0- 0		0- 0		CONFERENCE	0- 0		0- 0		0- 0	
0- 0	0- 0		0- 0		HOME	0- 0		0- 0		0- 0	
0- 0	0- 0		0- 0		AWAY	0- 0		0- 0		0- 0	
0- 0	0- 0		0- 0		NEUTRAL	0- 0		0- 0		0- 0	

RPI 1-25				RPI 26-50				RPI 51-100				RPI 101+ Team's RPI: 338			
RPI	S	Opponent	Score	RPI	S	Opponent	Score	RPI	S	Opponent	Score	RPI	S	Opponent	Score
				50	H	Bel mont	53 71					166	A	Kent St.	61 62
												220	N	Akron	60 77
												254	H	Illinois St.	53 58
												344	A	Austin Peay	48 52
LAST 12 Division I GAMES:															
				254	H	Illinois St.	53 58	344	A	Austin Peay	48 52				
								50	H	Bel mont	53 71				
								220	N	Akron	60 77				
								166	A	Kent St.	61 62				

Non-Div I Games: Alderson Broaddus 73 32

Northern Ky.

Loss,
Non-Conf, S Site,
H Home
A Away
N Neutral

Average RPI	Win:	108	WON-LOST	WINNING	LAST 10	STRENGTH OF	OPP. STRENGTH	TEAM	ADJ.	CONF.	ADJ CONF.
Average RPI	Loss:	58	RECORD	PCT. RANK	GAMES	SCHEDULE	OF SCHEDULE	RPI	RPI	RPI	RPI
DIV. I ONLY		5- 3		114	0- 1	76	9	59	59	3	3
DIV. I NON-CONF.		5- 3		114	0- 1	76	9	59	59	3	3

TOTALS	RPI 1-25		RPI 26-50		W-L RECORDS	RPI 51-100		RPI 101-150		RPI 150+	
5- 3	1- 1		1- 1		OVERALL	1- 0		0- 1		2- 0	
3- 2	0- 1		1- 0		HOME	1- 0		0- 1		1- 0	
2- 1	1- 0		0- 1		AWAY	0- 0		0- 0		1- 0	
0- 0	0- 0		0- 0		NEUTRAL	0- 0		0- 0		0- 0	
5- 3	1- 1		1- 1		NON-CONFERENCE	1- 0		0- 1		2- 0	
3- 2	0- 1		1- 0		HOME	1- 0		0- 1		1- 0	
2- 1	1- 0		0- 1		AWAY	0- 0		0- 0		1- 0	
0- 0	0- 0		0- 0		NEUTRAL	0- 0		0- 0		0- 0	
0- 0	0- 0		0- 0		CONFERENCE	0- 0		0- 0		0- 0	
0- 0	0- 0		0- 0		HOME	0- 0		0- 0		0- 0	
0- 0	0- 0		0- 0		AWAY	0- 0		0- 0		0- 0	
0- 0	0- 0		0- 0		NEUTRAL	0- 0		0- 0		0- 0	

RPI 1-25				RPI 26-50				RPI 51-100				RPI 101+			
RPI	S	Opponent	Score	RPI	S	Opponent	Score	RPI	S	Opponent	Score	RPI	S	Opponent	Score
6	H	Marquette	57 76	35	A	DePaul	60 76	62	H	UT Martin	90 64	133	H	Pittsburgh	49 52
24	A	Green Bay	57 55	43	H	Duke	84 58					195	A	Florida	83 74
												218	H	UIC	87 44

Team's RPI: 59															
LAST 12 Division I GAMES:															
133	H	Pittsburgh	49 52	6	H	Marquette	57 76	35	A	DePaul	60 76				
62	H	UT Martin	90 64												
195	A	Florida	83 74												
218	H	UIC	87 44												
43	H	Duke	84 58												
24	A	Green Bay	57 55												

Non-Div I Games:

Northwestern

Average RPI Win:	348	WON-LOST	WINNING	LAST 10	STRENGTH OF	OPP. STRENGTH	TEAM	ADJ.	CONF.	ADJ CONF.
Average RPI Loss:	178	RECORD	PCT. RANK	GAMES	SCHEDULE	OF SCHEDULE	RPI	RPI	RPI	RPI
DIV. I ONLY	1- 4	287	0- 0	278	299	330	330	22	22	
DIV. I NON-CONF.	1- 4	287	0- 0	278	299	330	330	22	22	

TOTALS	RPI 1-25	RPI 26-50	W-L RECORDS	RPI 51-100	RPI 101-150	RPI 150+				
1- 4	0- 0	0- 0	OVERALL	0- 1	0- 0	1- 3				
1- 1	0- 0	0- 0	HOME	0- 0	0- 0	1- 1				
0- 3	0- 0	0- 0	AWAY	0- 1	0- 0	0- 2				
0- 0	0- 0	0- 0	NEUTRAL	0- 0	0- 0	0- 0				
1- 4	0- 0	0- 0	NON-CONFERENCE	0- 1	0- 0	1- 3				
1- 1	0- 0	0- 0	HOME	0- 0	0- 0	1- 1				
0- 3	0- 0	0- 0	AWAY	0- 1	0- 0	0- 2				
0- 0	0- 0	0- 0	NEUTRAL	0- 0	0- 0	0- 0				
0- 0	0- 0	0- 0	CONFERENCE	0- 0	0- 0	0- 0				
0- 0	0- 0	0- 0	HOME	0- 0	0- 0	0- 0				
0- 0	0- 0	0- 0	AWAY	0- 0	0- 0	0- 0				
0- 0	0- 0	0- 0	NEUTRAL	0- 0	0- 0	0- 0				

RPI 1-25				RPI 26-50				RPI 51-100				RPI 101+ Team's RPI: 330					
RPI	S	Opponent	Score	RPI	S	Opponent	Score	RPI	S	Opponent	Score	RPI	S	Opponent	Score		
								55	A	Arkansas	53	98	179	A	Okla.homa	56	93
												214	H	La. -Monroe	55	63	
												265	A	Southern Miss.	54	69	
												348	H	Al corn	78	65	

LAST 12 Division I GAMES:																	
								214	H	La. -Monroe	55	63					
								265	A	Southern Miss.	54	69					
								348	H	Al corn	78	65					
								179	A	Okla.homa	56	93					
								55	A	Arkansas	53	98					

Non-Div I Games: Loyola (LA) 71 66 LeTourneau 100 40 Centenary (LA) 94 51

Northwestern St.

Average RPI	Win:	62	WON-LOST	WINNING	LAST 10	STRENGTH OF	OPP. STRENGTH	TEAM	ADJ.	CONF.	ADJ CONF.
Average RPI	Loss:	3	RECORD	PCT. RANK	GAMES	SCHEDULE	OF SCHEDULE	RPI	RPI	RPI	RPI
DIV. I ONLY		8- 1	22	1- 0	2	68	1	1	1	1	
DIV. I NON-CONF.		8- 1	22	1- 0	2	68	1	1	1	1	

TOTALS	RPI 1-25		RPI 26-50		W-L RECORDS	RPI 51-100	RPI 101-150		RPI 150+		
8- 1	3- 1		1- 0		OVERALL	2- 0	1- 0		1- 0		
3- 1	1- 1		0- 0		HOME	0- 0	1- 0		1- 0		
2- 0	0- 0		1- 0		AWAY	1- 0	0- 0		0- 0		
3- 0	2- 0		0- 0		NEUTRAL	1- 0	0- 0		0- 0		
8- 1	3- 1		1- 0		NON-CONFERENCE	2- 0	1- 0		1- 0		
3- 1	1- 1		0- 0		HOME	0- 0	1- 0		1- 0		
2- 0	0- 0		1- 0		AWAY	1- 0	0- 0		0- 0		
3- 0	2- 0		0- 0		NEUTRAL	1- 0	0- 0		0- 0		
0- 0	0- 0		0- 0		CONFERENCE	0- 0	0- 0		0- 0		
0- 0	0- 0		0- 0		HOME	0- 0	0- 0		0- 0		
0- 0	0- 0		0- 0		AWAY	0- 0	0- 0		0- 0		
0- 0	0- 0		0- 0		NEUTRAL	0- 0	0- 0		0- 0		

RPI	S	Opponent	Score	RPI	S	Opponent	Score	RPI	S	Opponent	Score	RPI	S	Opponent	Score
3	H	UConn	71 89	35	A	DePaul	101 77	54	N	Oregon St.	91 81	128	H	Penn	75 55
9	N	Drake	82 64					73	A	Tol edo	72 56	158	H	Harvard	103 58
16	N	Gonzaga	81 65												
25	H	Iowa	105 71												

LAST 12 Division I GAMES:															
9	N	Drake	82 64	54	N	Oregon St.	91 81	128	H	Penn	75 55	158	H	Harvard	103 58
73	A	Tol edo	72 56												
3	H	UConn	71 89												
25	H	Iowa	105 71												
16	N	Gonzaga	81 65												
35	A	DePaul	101 77												

Non-Div I Games:

Notre Dame

Average RPI Win:	329	WON-LOST	WINNING	LAST 10	STRENGTH OF	OPP. STRENGTH	TEAM	ADJ.	CONF.	ADJ CONF.
Average RPI Loss:	111	RECORD	PCT. RANK	GAMES	SCHEDULE	OF SCHEDULE	RPI	RPI	RPI	RPI
DIV. I ONLY	1- 8	317	0- 1	17	312	224	224	15	15	
DIV. I NON-CONF.	1- 8	317	0- 1	17	312	224	224	15	15	

TOTALS	RPI 1-25	RPI 26-50	W-L RECORDS	RPI 51-100	RPI 101-150	RPI 150+				
1- 8	0- 1	0- 2	OVERALL	0- 1	0- 1	1- 3				
1- 3	0- 1	0- 2	HOME	0- 0	0- 0	1- 0				
0- 4	0- 0	0- 0	AWAY	0- 1	0- 1	0- 2				
0- 1	0- 0	0- 0	NEUTRAL	0- 0	0- 0	0- 1				
1- 8	0- 1	0- 2	NON-CONFERENCE	0- 1	0- 1	1- 3				
1- 3	0- 1	0- 2	HOME	0- 0	0- 0	1- 0				
0- 4	0- 0	0- 0	AWAY	0- 1	0- 1	0- 2				
0- 1	0- 0	0- 0	NEUTRAL	0- 0	0- 0	0- 1				
0- 0	0- 0	0- 0	CONFERENCE	0- 0	0- 0	0- 0				
0- 0	0- 0	0- 0	HOME	0- 0	0- 0	0- 0				
0- 0	0- 0	0- 0	AWAY	0- 0	0- 0	0- 0				
0- 0	0- 0	0- 0	NEUTRAL	0- 0	0- 0	0- 0				

RPI 1-25				RPI 26-50				RPI 51-100				RPI 101+				Team's RPI: 224
RPI	S	Opponent	Score	RPI	S	Opponent	Score	RPI	S	Opponent	Score	RPI	S	Opponent	Score	
15	H	Indiana	32 59	30	H	Michigan St.	58 102	52	A	Central Mich.	61 104	113	A	Bradley	64 73	
				41	H	Michigan	59 85					166	A	Kent St.	65 75	
												220	N	Akron	65 85	
												254	A	Illinois St.	56 62	
												329	H	Canisius	71 60	
LAST 12 Division I GAMES:																
329	H	Canisius	71 60	41	H	Michigan	59 85									
166	A	Kent St.	65 75	30	H	Michigan St.	58 102									
220	N	Akron	65 85	113	A	Bradley	64 73									
15	H	Indiana	32 59	254	A	Illinois St.	56 62									
52	A	Central Mich.	61 104													

Non-Div I Games: Grace Bible (MI) 94 48

Oakland

Average RPI	Win:	204	WON-LOST	WINNING	LAST 10	STRENGTH OF	OPP. STRENGTH	TEAM	ADJ.	CONF.	ADJ CONF.
Average RPI	Loss:	0	RECORD	PCT. RANK	GAMES	SCHEDULE	OF SCHEDULE	RPI	RPI	RPI	RPI
DIV. I ONLY		8- 0		1	1- 0	331	17	82	82	10	10
DIV. I NON-CONF.		8- 0		1	1- 0	331	17	82	82	10	10

TOTALS	RPI 1-25		RPI 26-50		W-L RECORDS	RPI 51-100		RPI 101-150		RPI 150+	
8- 0	0- 0		1- 0		OVERALL	1- 0		0- 0		6- 0	
6- 0	0- 0		0- 0		HOME	1- 0		0- 0		5- 0	
0- 0	0- 0		0- 0		AWAY	0- 0		0- 0		0- 0	
2- 0	0- 0		1- 0		NEUTRAL	0- 0		0- 0		1- 0	
8- 0	0- 0		1- 0		NON-CONFERENCE	1- 0		0- 0		6- 0	
6- 0	0- 0		0- 0		HOME	1- 0		0- 0		5- 0	
0- 0	0- 0		0- 0		AWAY	0- 0		0- 0		0- 0	
2- 0	0- 0		1- 0		NEUTRAL	0- 0		0- 0		1- 0	
0- 0	0- 0		0- 0		CONFERENCE	0- 0		0- 0		0- 0	
0- 0	0- 0		0- 0		HOME	0- 0		0- 0		0- 0	
0- 0	0- 0		0- 0		AWAY	0- 0		0- 0		0- 0	
0- 0	0- 0		0- 0		NEUTRAL	0- 0		0- 0		0- 0	

RPI	S	Opponent	Score	RPI	S	Opponent	Score	RPI	S	Opponent	Score	RPI	S	Opponent	Score
				33	N	Lamar University	87 62	63	H	Purdue	80 73	194	H	UNCW	95 72
												236	N	St. Bonaventure	70 53
												262	H	Coppin St.	87 62
												263	H	Eastern Ky.	100 60
												277	H	Cleveland St.	72 54
												302	H	Binghamton	86 49

Team's RPI: 82															
LAST 12 Division I GAMES:															
262	H	Coppin St.	87 62	63	H	Purdue	80 73	277	H	Cleveland St.	72 54	33	N	Lamar University	87 62
194	H	UNCW	95 72					236	N	St. Bonaventure	70 53	263	H	Eastern Ky.	100 60
								277	H	Cleveland St.	72 54	302	H	Binghamton	86 49

Non-Div I Games:

Ohio

Average RPI Win: 166

Average RPI Loss: 53

WON-LOST
RECORDWINNING
PCT. RANKLAST 10
GAMESSTRENGTH OF
SCHEDULEOPP. STRENGTH
OF SCHEDULETEAM
RPIADJ.
RPICONF.
RPIADJ CONF.
RPIDIV. I ONLY
DIV. I NON-CONF.3- 3
3- 3161
1610- 1
0- 134
3438
3891
9191
913
33
3

TOTALS

RPI 1-25

RPI 26-50

W-L RECORDS

RPI 51-100

RPI 101-150

RPI 150+

3- 3 0- 1
3- 1 0- 0
0- 2 0- 1
0- 0 0- 01- 0
1- 0
0- 0
0- 0OVERALL
HOME
AWAY
NEUTRAL0- 2
0- 1
0- 1
0- 00- 0
0- 0
0- 0
0- 02- 0
2- 0
0- 0
0- 03- 3 0- 1
3- 1 0- 0
0- 2 0- 1
0- 0 0- 01- 0
1- 0
0- 0
0- 0NON-CONFERENCE
HOME
AWAY
NEUTRAL0- 2
0- 1
0- 1
0- 00- 0
0- 0
0- 0
0- 02- 0
2- 0
0- 0
0- 00- 0 0- 0
0- 0 0- 0
0- 0 0- 0
0- 0 0- 00- 0
0- 0
0- 0
0- 0CONFERENCE
HOME
AWAY
NEUTRAL0- 0
0- 0
0- 0
0- 00- 0
0- 0
0- 0
0- 00- 0
0- 0
0- 0
0- 0

RPI 1-25

RPI 26-50

RPI 51-100

Team's RPI: 91

RPI 101+

RPI S Opponent Score
3 A UConn 53 85RPI S Opponent Score
32 H North Carolina 76 69RPI S Opponent Score
58 A Washington 59 69
99 H South Fla. 47 71RPI S Opponent Score
184 H Cincinnati 69 56
281 H Detroit Mercy 55 41

LAST 12 Division I GAMES:

58 A Washington 59 69
184 H Cincinnati 69 56
32 H North Carolina 76 69
3 A UConn 53 85
281 H Detroit Mercy 55 41

99 H South Fla. 47 71

Ohio St.

Ohio St.

Non-Div I Games:

Ohio St.

Average RPI Win: 269		WON-LOST	WINNING	LAST 10	STRENGTH OF	OPP. STRENGTH	TEAM	ADJ.	CONF.	ADJ CONF.
Average RPI Loss: 71		RECORD	PCT. RANK	GAMES	SCHEDULE	OF SCHEDULE	RPI	RPI	RPI	RPI
DIV. I ONLY		3- 6	237	0- 1	37	204	179	179	6	6
DIV. I NON-CONF.		3- 6	237	0- 1	37	204	179	179	6	6

TOTALS		RPI 1-25	RPI 26-50	W-L RECORDS		RPI 51-100	RPI 101-150	RPI 150+		
3- 6	0- 0		0- 4	OVERALL		0- 1	0- 0	3- 1		
3- 1	0- 0		0- 1	HOME		0- 0	0- 0	3- 0		
0- 3	0- 0		0- 2	AWAY		0- 1	0- 0	0- 0		
0- 2	0- 0		0- 1	NEUTRAL		0- 0	0- 0	0- 1		
3- 6	0- 0		0- 4	NON-CONFERENCE		0- 1	0- 0	3- 1		
3- 1	0- 0		0- 1	HOME		0- 0	0- 0	3- 0		
0- 3	0- 0		0- 2	AWAY		0- 1	0- 0	0- 0		
0- 2	0- 0		0- 1	NEUTRAL		0- 0	0- 0	0- 1		
0- 0	0- 0		0- 0	CONFERENCE		0- 0	0- 0	0- 0		
0- 0	0- 0		0- 0	HOME		0- 0	0- 0	0- 0		
0- 0	0- 0		0- 0	AWAY		0- 0	0- 0	0- 0		
0- 0	0- 0		0- 0	NEUTRAL		0- 0	0- 0	0- 0		

RPI	S	Opponent	Score	RPI	S	Opponent	Score	RPI	S	Opponent	Score	RPI	S	Opponent	Score	Team's RPI: 179
35	H	DePaul	76 87	99	A	South Fla.	70 87	162	H	Western Ky.	90 83	165	N	UAB	84 89	
39	A	New Mexico	80 84					316	H	Central Ark.	65 52					
40	A	Auburn	79 95					330	H	Northwestern St.	93 56					
48	N	Clemson	62 74													
LAST 12 Division I GAMES:																
165	N	UAB	84 89	48	N	Clemson	62 74	35	H	DePaul	76 87					
99	A	South Fla.	70 87	316	H	Central Ark.	65 52	40	A	Auburn	79 95					
330	H	Northwestern St.	93 56	39	A	New Mexico	80 84									
162	H	Western Ky.	90 83													

Non-Div I Games:

Oklahoma

Average RPI	Win:	223	WON-LOST	WINNING	LAST 10	STRENGTH OF	OPP. STRENGTH	TEAM	ADJ.	CONF.	ADJ CONF.
Average RPI	Loss:	12	RECORD	PCT. RANK	GAMES	SCHEDULE	OF SCHEDULE	RPI	RPI	RPI	RPI
DIV. I ONLY		7- 1		28	1- 0	239	67	96	96	6	6
DIV. I NON-CONF.		7- 1		28	1- 0	239	67	96	96	6	6

TOTALS	RPI 1-25		RPI 26-50		W-L RECORDS	RPI 51-100		RPI 101-150		RPI 150+	
7- 1	0- 1		0- 0		OVERALL	0- 0		0- 0		7- 0	
6- 1	0- 1		0- 0		HOME	0- 0		0- 0		6- 0	
1- 0	0- 0		0- 0		AWAY	0- 0		0- 0		1- 0	
0- 0	0- 0		0- 0		NEUTRAL	0- 0		0- 0		0- 0	
7- 1	0- 1		0- 0		NON-CONFERENCE	0- 0		0- 0		7- 0	
6- 1	0- 1		0- 0		HOME	0- 0		0- 0		6- 0	
1- 0	0- 0		0- 0		AWAY	0- 0		0- 0		1- 0	
0- 0	0- 0		0- 0		NEUTRAL	0- 0		0- 0		0- 0	
0- 0	0- 0		0- 0		CONFERENCE	0- 0		0- 0		0- 0	
0- 0	0- 0		0- 0		HOME	0- 0		0- 0		0- 0	
0- 0	0- 0		0- 0		AWAY	0- 0		0- 0		0- 0	
0- 0	0- 0		0- 0		NEUTRAL	0- 0		0- 0		0- 0	

RPI 1-25				RPI 26-50				RPI 51-100				Team's RPI: 96				RPI 101+			
RPI	S	Opponent	Score	RPI	S	Opponent	Score	RPI	S	Opponent	Score	RPI	S	Opponent	Score	RPI	S	Opponent	Score
12	H	Tennessee	63 76													164	H	Arkansas St.	62 60
																178	H	UC Riverside	76 51
																202	H	Texas St.	66 55
																226	H	Prairie View	70 50
																233	A	Wichita St.	60 47
																261	H	Samford	82 62
																297	H	Houston Baptist	77 44

LAST 12 Division I GAMES:																			
297	H	Houston Baptist	77 44	202	H	Texas St.	66 55	233	A	Wichita St.	60 47	261	H	Samford	82 62	226	H	Prairie View	70 50
12	H	Tennessee	63 76													178	H	UC Riverside	76 51
																164	H	Arkansas St.	62 60

Non-Div I Games:

Oklahoma St.

O
l
d
D
o
m
i
n
i
o
n

Old Dominion					Through Games Of Dec. 11, 2018						
Average RPI	Win:	189	WON-LOST	WINNING	LAST 10	STRENGTH OF	OPP. STRENGTH	TEAM	ADJ.	CONF.	ADJ CONF.
Average RPI	Loss:	78	RECORD	PCT. RANK	GAMES	SCHEDULE	OF SCHEDULE	RPI	RPI	RPI	RPI
DIV. I ONLY		6- 2		68	1- 0	44	163	27	27	18	18
DIV. I NON-CONF.		6- 2		68	1- 0	44	163	27	27	18	18

TOTALS	RPI 1-25		RPI 26-50		W-L RECORDS	RPI 51-100		RPI 101-150		RPI 150+	
6- 2	0- 1		0- 0		OVERALL	1- 0		0- 0		5- 1	
2- 1	0- 0		0- 0		HOME	0- 0		0- 0		2- 1	
2- 1	0- 1		0- 0		AWAY	0- 0		0- 0		2- 0	
2- 0	0- 0		0- 0		NEUTRAL	1- 0		0- 0		1- 0	
6- 2	0- 1		0- 0		NON-CONFERENCE	1- 0		0- 0		5- 1	
2- 1	0- 0		0- 0		HOME	0- 0		0- 0		2- 1	
2- 1	0- 1		0- 0		AWAY	0- 0		0- 0		2- 0	
2- 0	0- 0		0- 0		NEUTRAL	1- 0		0- 0		1- 0	
0- 0	0- 0		0- 0		CONFERENCE	0- 0		0- 0		0- 0	
0- 0	0- 0		0- 0		HOME	0- 0		0- 0		0- 0	
0- 0	0- 0		0- 0		AWAY	0- 0		0- 0		0- 0	
0- 0	0- 0		0- 0		NEUTRAL	0- 0		0- 0		0- 0	

RPI 1-25				RPI 26-50				Team's RPI: 27				RPI 51-100				RPI 101+			
RPI	S	Opponent	Score	RPI	S	Opponent	Score					RPI	S	Opponent	Score	RPI	S	Opponent	Score
4	A	NC State	56 85									80	N	Tennessee Tech	80 73	152	H	Virginia	67 73
																180	H	William & Mary	83 69
																184	A	Cincinnati	76 72
																197	A	Campbell	83 59
																238	N	Jacksonville	78 76
																257	H	Norfolk St.	69 53

LAST 12 Division I GAMES:																			
180	H	William & Mary	83 69	257	H	Norfolk St.	69 53												
4	A	NC State	56 85	197	A	Campbell	83 59												
80	N	Tennessee Tech	80 73																
238	N	Jacksonville	78 76																
152	H	Virginia	67 73																
184	A	Cincinnati	76 72																

Non-Div I Games:

Old Dominion

O
l
d
D
o
m
i
n
i
o
n

O
l
e
M
i
s
s

Ole Miss				Through Games Of Dec. 11, 2018							
Average RPI Win:		284	WON-LOST RECORD	WINNING PCT. RANK	LAST 10 GAMES	STRENGTH OF SCHEDULE	OPP. STRENGTH OF SCHEDULE	TEAM RPI	ADJ. RPI	CONF. RPI	ADJ CONF. RPI
Average RPI Loss:		76									
DIV. I ONLY			4- 6	206	1- 0	128	203	239	239	5	5
DIV. I NON-CONF.			4- 6	206	1- 0	128	203	239	239	5	5

TOTALS		RPI 1-25	RPI 26-50		W-L RECORDS		RPI 51-100	RPI 101-150	RPI 150+		
4- 6		0- 1	0- 2		OVERALL		0- 2	0- 0	4- 1		
4- 3		0- 0	0- 2		HOME		0- 0	0- 0	4- 1		
0- 0		0- 0	0- 0		AWAY		0- 0	0- 0	0- 0		
0- 3		0- 1	0- 0		NEUTRAL		0- 2	0- 0	0- 0		
4- 6		0- 1	0- 2		NON-CONFERENCE		0- 2	0- 0	4- 1		
4- 3		0- 0	0- 2		HOME		0- 0	0- 0	4- 1		
0- 0		0- 0	0- 0		AWAY		0- 0	0- 0	0- 0		
0- 3		0- 1	0- 0		NEUTRAL		0- 2	0- 0	0- 0		
0- 0		0- 0	0- 0		CONFERENCE		0- 0	0- 0	0- 0		
0- 0		0- 0	0- 0		HOME		0- 0	0- 0	0- 0		
0- 0		0- 0	0- 0		AWAY		0- 0	0- 0	0- 0		
0- 0		0- 0	0- 0		NEUTRAL		0- 0	0- 0	0- 0		

RPI 1-25			RPI 26-50			RPI 51-100			RPI 101+ Team's RPI: 239		
RPI S	Opponent		Score	RPI S	Opponent		Score	RPI S	Opponent		Score
3 N	UConn		50 90	36 H	IUPUI		58 66	63 N	Purdue		59 70
				46 H	TCU		50 55	65 N	St. John's (NY)		59 64

LAST 12 Division I GAMES:											
63 N Purdue			59 70	349 H Savannah St.			74 51				
3 N UConn			50 90	240 H Jacksonville St.			49 60				
309 H Western Mich.			69 66	46 H TCU			50 55				
221 H Temple			62 55	65 N St. John's (NY)			59 64				
36 H IUPUI			58 66								
257 H Norfolk St.			60 42								

O
l
e
M
i
s
s

Non-Div I Games:

Ole Miss

Average RPI Win: 304
Average RPI Loss: 132

WON-LOST
RECORD

WINNING
PCT. RANK

LAST 10
GAMES

STRENGTH OF
SCHEDULE

OPP. STRENGTH
OF SCHEDULE

TEAM
RPI

ADJ.
RPI

CONF.
RPI

ADJ CONF.
RPI

DIV. I ONLY	4- 4	161	1- 0	306	259	264	264	12	12
DIV. I NON-CONF.	4- 4	161	1- 0	306	259	264	264	12	12
<hr/>									
TOTALS	RPI 1-25	RPI 26-50	W-L RECORDS	RPI 51-100	RPI 101-150	RPI 150+			
4- 4	0- 0	0- 0	OVERALL	0- 1	0- 2	4- 1			
2- 1	0- 0	0- 0	HOME	0- 0	0- 1	2- 0			
1- 2	0- 0	0- 0	AWAY	0- 1	0- 1	1- 0			
1- 1	0- 0	0- 0	NEUTRAL	0- 0	0- 0	1- 1			
4- 4	0- 0	0- 0	NON-CONFERENCE	0- 1	0- 2	4- 1			
2- 1	0- 0	0- 0	HOME	0- 0	0- 1	2- 0			
1- 2	0- 0	0- 0	AWAY	0- 1	0- 1	1- 0			
1- 1	0- 0	0- 0	NEUTRAL	0- 0	0- 0	1- 1			
0- 0	0- 0	0- 0	CONFERENCE	0- 0	0- 0	0- 0			
0- 0	0- 0	0- 0	HOME	0- 0	0- 0	0- 0			
0- 0	0- 0	0- 0	AWAY	0- 0	0- 0	0- 0			
0- 0	0- 0	0- 0	NEUTRAL	0- 0	0- 0	0- 0			

RPI 1-25				RPI 26-50				RPI 51-100				RPI 101+				Team's RPI: 264
RPI	S	Opponent	Score	RPI	S	Opponent	Score	RPI	S	Opponent	Score	RPI	S	Opponent	Score	
								90	A	Kansas St.	46 61	108	A	Creighton	51 66	
												131	H	CSUN	52 64	
												197	N	Campbell	52 65	
												270	H	CSU Bakersfield	53 46	
												281	A	Detroit Mercy	51 42	
												325	H	USC Upstate	96 69	
												341	N	Florida A&M	57 50	
<hr/>																
LAST 12 Division I GAMES:																
								90	A	Kansas St.	46 61	341	N	Florida A&M	57 50	
								325	H	USC Upstate	96 69	270	H	CSU Bakersfield	53 46	
												108	A	Creighton	51 66	
												281	A	Detroit Mercy	51 42	
												197	N	Campbell	52 65	
												131	H	CSUN	52 64	

Non-Div I Games: Graceland (IA) 81 39

Omaha

Average RPI Win: 218 WON-LOST WINNING LAST 10 STRENGTH OF OPP. STRENGTH TEAM ADJ. CONF. ADJ CONF.
Average RPI Loss: 100 RECORD PCT. RANK GAMES SCHEDULE OF SCHEDULE RPI RPI RPI RPI

DIV. I ONLY	3- 5	217	0- 1	96	173	182	182	12	12
DIV. I NON-CONF.	3- 5	217	0- 1	96	173	182	182	12	12
TOTALS	RPI 1-25	RPI 26-50	W-L RECORDS	RPI 51-100	RPI 101-150	RPI 150+			
3- 5	0- 1	0- 0	OVERALL	0- 1	0- 2	3- 1			
2- 2	0- 0	0- 0	HOME	0- 0	0- 1	2- 1			
1- 3	0- 1	0- 0	AWAY	0- 1	0- 1	1- 0			
0- 0	0- 0	0- 0	NEUTRAL	0- 0	0- 0	0- 0			
3- 5	0- 1	0- 0	NON-CONFERENCE	0- 1	0- 2	3- 1			
2- 2	0- 0	0- 0	HOME	0- 0	0- 1	2- 1			
1- 3	0- 1	0- 0	AWAY	0- 1	0- 1	1- 0			
0- 0	0- 0	0- 0	NEUTRAL	0- 0	0- 0	0- 0			
0- 0	0- 0	0- 0	CONFERENCE	0- 0	0- 0	0- 0			
0- 0	0- 0	0- 0	HOME	0- 0	0- 0	0- 0			
0- 0	0- 0	0- 0	AWAY	0- 0	0- 0	0- 0			
0- 0	0- 0	0- 0	NEUTRAL	0- 0	0- 0	0- 0			

RPI S Opponent Score	RPI S Opponent Score	RPI S Opponent Score	RPI S Opponent Score
25 A Iowa 77 90		55 A Arkansas 61 74	102 A Kansas 58 70
			120 H Tulsa 68 76
			199 H UT Arlington 62 80
			202 A Texas St. 81 64
			225 H UMKC 75 64
			227 H Southern Utah 64 59
LAST 12 Division I GAMES:			
199 H UT Arlington 62 80	225 H UMKC 75 64	120 H Tulsa 68 76	
227 H Southern Utah 64 59	102 A Kansas 58 70		
55 A Arkansas 61 74	25 A Iowa 77 90		
202 A Texas St. 81 64			

Non-Div I Games: Harris-Stowe 74 46 Cent. Christian (KS) 47

Oral Roberts

Average RPI Win: 119

Average RPI Loss: 30

WON-LOST
RECORDWINNING
PCT. RANKLAST 10
GAMESSTRENGTH OF
SCHEDULEOPP. STRENGTH
OF SCHEDULETEAM
RPIADJ.
RPICONF.
RPIADJ CONF.
RPIDIV. I ONLY
DIV. I NON-CONF.6- 1
6- 139
390- 1
0- 157
5720
2010
1010
102
22
2

TOTALS

RPI 1-25

RPI 26-50

W-L RECORDS

RPI 51-100

RPI 101-150

RPI 150+

6- 1

1- 0

1- 1

OVERALL

1- 0

1- 0

2- 0

3- 0

1- 0

0- 0

HOME

0- 0

1- 0

1- 0

2- 1

0- 0

1- 1

AWAY

1- 0

0- 0

0- 0

1- 0

0- 0

0- 0

NEUTRAL

0- 0

0- 0

1- 0

6- 1

1- 0

1- 1

NON-CONFERENCE

1- 0

1- 0

2- 0

3- 0

1- 0

0- 0

HOME

0- 0

1- 0

1- 0

2- 1

0- 0

1- 1

AWAY

1- 0

0- 0

0- 0

1- 0

0- 0

0- 0

NEUTRAL

0- 0

0- 0

1- 0

0- 0

0- 0

0- 0

CONFERENCE

0- 0

0- 0

0- 0

0- 0

0- 0

0- 0

HOME

0- 0

0- 0

0- 0

0- 0

0- 0

0- 0

AWAY

0- 0

0- 0

0- 0

0- 0

0- 0

0- 0

NEUTRAL

0- 0

0- 0

0- 0

RPI 1-25

Team's RPI: 10

RPI 26-50

RPI 51-100

RPI 101+

RPI	S	Opponent	Score
11	H	Syracuse	75 73

RPI	S	Opponent	Score
30	A	Michigan St.	82 88
44	A	Saint Mary's (CA)	79 55

RPI	S	Opponent	Score
92	A	Utah St.	88 58

RPI	S	Opponent	Score
111	H	Buffalo	102 82
178	N	UC Riverside	94 44
278	H	Long Beach St.	110 48

LAST 12 Division I GAMES:

44	A	Saint Mary's (CA)	79 55
178	N	UC Riverside	94 44
111	H	Buffalo	102 82
92	A	Utah St.	88 58
11	H	Syracuse	75 73

30	A	Michigan St.	82 88
278	H	Long Beach St.	110 48

O
r
e
g
o
nO
r
e
g
o
n

Non-Div I Games: Alas. Fairbanks 115 36

Oregon

Average RPI Win: 170

Average RPI Loss: 1

WON-LOST
RECORDWINNING
PCT. RANKLAST 10
GAMESSTRENGTH OF
SCHEDULEOPP. STRENGTH
OF SCHEDULETEAM
RPIADJ.
RPICONF.
RPIADJ CONF.
RPIDIV. I ONLY
DIV. I NON-CONF.7- 1
7- 128
280- 1
0- 1242
2424
454
5454
542
22
2

TOTALS

RPI 1-25

RPI 26-50

W-L RECORDS

RPI 51-100

RPI 101-150

RPI 150+

7- 1
5- 0
0- 0
2- 10- 1
0- 0
0- 0
0- 11- 0
1- 0
0- 0
0- 0OVERALL
HOME
AWAY
NEUTRAL1- 0
0- 0
0- 0
1- 01- 0
1- 0
0- 0
0- 04- 0
3- 0
0- 0
1- 07- 1
5- 0
0- 0
2- 10- 1
0- 0
0- 0
0- 11- 0
1- 0
0- 0
0- 0NON-CONFERENCE
HOME
AWAY
NEUTRAL1- 0
0- 0
0- 0
1- 01- 0
1- 0
0- 0
0- 04- 0
3- 0
0- 0
1- 00- 0
0- 0
0- 0
0- 00- 0
0- 0
0- 0
0- 00- 0
0- 0
0- 0
0- 0CONFERENCE
HOME
AWAY
NEUTRAL0- 0
0- 0
0- 0
0- 00- 0
0- 0
0- 0
0- 00- 0
0- 0
0- 0
0- 0

RPI 1-25

RPI 26-50

RPI 51-100

Team's RPI: 54

RPI 101+

RPI S Opponent Score
1 N Notre Dame 81 91RPI S Opponent Score
44 H Saint Mary's (CA) 89 56RPI S Opponent Score
87 N South Carolina 70 68RPI S Opponent Score
127 H Santa Clara 82 31
154 H Ark. -Pine Bluff 89 33
162 N Western Ky. 74 60
303 H La Salle 100 46
315 H Cal Poly 79 54

LAST 12 Division I GAMES:

1 N Notre Dame 81 91
315 H Cal Poly 79 5487 N South Carolina 70 68
127 H Santa Clara 82 31
303 H La Salle 100 46
162 N Western Ky. 74 60
44 H Saint Mary's (CA) 89 56
154 H Ark. -Pine Bluff 89 33O
r
e
g
o
n
s
t
.O
r
e
g
o
n
s
t
.

Non-Div I Games:

Oregon St.

Paci fic					Through Games Of Dec. 11, 2018									
Average RPI	Win:	212	WON-LOST	WINNING	LAST 10	STRENGTH OF	OPP. STRENGTH	TEAM	ADJ.	CONF.	ADJ CONF.			
Average RPI	Loss:	2	RECORD	PCT. RANK	GAMES	SCHEDULE	OF SCHEDULE	RPI	RPI	RPI	RPI			
DIV. I ONLY			6- 1	39	1- 0	280	25	85	85	7	7			
DIV. I NON-CONF.			6- 1	39	1- 0	280	25	85	85	7	7			

TOTALS		RPI 1-25	RPI 26-50		W-L RECORDS		RPI 51-100		RPI 101-150		RPI 150+			
6- 1	0- 1		1- 0		OVERALL		0- 0		1- 0		4- 0			
4- 0	0- 0		1- 0		HOME		0- 0		0- 0		3- 0			
2- 0	0- 0		0- 0		AWAY		0- 0		1- 0		1- 0			
0- 1	0- 1		0- 0		NEUTRAL		0- 0		0- 0		0- 0			
6- 1	0- 1		1- 0		NON-CONFERENCE		0- 0		1- 0		4- 0			
4- 0	0- 0		1- 0		HOME		0- 0		0- 0		3- 0			
2- 0	0- 0		0- 0		AWAY		0- 0		1- 0		1- 0			
0- 1	0- 1		0- 0		NEUTRAL		0- 0		0- 0		0- 0			
0- 0	0- 0		0- 0		CONFERENCE		0- 0		0- 0		0- 0			
0- 0	0- 0		0- 0		HOME		0- 0		0- 0		0- 0			
0- 0	0- 0		0- 0		AWAY		0- 0		0- 0		0- 0			
0- 0	0- 0		0- 0		NEUTRAL		0- 0		0- 0		0- 0			

RPI 1-25			RPI 26-50				RPI 51-100		Team's RPI: 85		RPI 101+			
RPI S	Opponent		Score		RPI S	Opponent		Score		RPI S	Opponent		Score	
2 N	Cal i forni a		69 81		49 H	Wyomi ng		70 64						

LAST 12 Divi sion I GAMES:														
301 H	UC Santa Barbara		69 53		2 N	Cal i forni a		69 81						
250 H	Seattle U		75 61		115 A	UC Davi s		83 80						
228 A	San Jose St.		91 67											
49 H	Wyomi ng		70 64											
331 H	North Dakota St.		75 68											

Non-Div I Games:

Paci fi c

Average RPI	Win: 279	WON-LOST	WINNING	LAST 10	STRENGTH OF	OPP. STRENGTH	TEAM	ADJ.	CONF.	ADJ CONF.
Average RPI	Loss: 27	RECORD	PCT. RANK	GAMES	SCHEDULE	OF SCHEDULE	RPI	RPI	RPI	RPI
DIV. I ONLY	6- 2	68	1- 0	283	91	128	128	17	17	
DIV. I NON-CONF.	6- 2	68	1- 0	283	91	128	128	17	17	

TOTALS	RPI 1-25	RPI 26-50	W-L RECORDS	RPI 51-100	RPI 101-150	RPI 150+				
6- 2	0- 1	0- 0	OVERALL	0- 1	0- 0	6- 0				
3- 0	0- 0	0- 0	HOME	0- 0	0- 0	3- 0				
3- 1	0- 1	0- 0	AWAY	0- 0	0- 0	3- 0				
0- 1	0- 0	0- 0	NEUTRAL	0- 1	0- 0	0- 0				
6- 2	0- 1	0- 0	NON-CONFERENCE	0- 1	0- 0	6- 0				
3- 0	0- 0	0- 0	HOME	0- 0	0- 0	3- 0				
3- 1	0- 1	0- 0	AWAY	0- 0	0- 0	3- 0				
0- 1	0- 0	0- 0	NEUTRAL	0- 1	0- 0	0- 0				
0- 0	0- 0	0- 0	CONFERENCE	0- 0	0- 0	0- 0				
0- 0	0- 0	0- 0	HOME	0- 0	0- 0	0- 0				
0- 0	0- 0	0- 0	AWAY	0- 0	0- 0	0- 0				
0- 0	0- 0	0- 0	NEUTRAL	0- 0	0- 0	0- 0				

RPI 1-25				RPI 26-50				RPI 51-100				RPI 101+				Team's RPI: 128
RPI	S	Opponent	Score	RPI	S	Opponent	Score	RPI	S	Opponent	Score	RPI	S	Opponent	Score	
1	A	Notre Dame	55 75					53	N	Maine	46 47	181	A	Navy	65 61	
												253	A	Iona	66 43	
												290	A	Siena	58 51	
												303	H	La Salle	65 34	
												307	H	Saint Joseph's	65 45	
												342	H	NJIT	85 42	
LAST 12 Division I GAMES:																
342	H	NJIT	85 42	253	A	Iona	66 43	303	H	La Salle	65 34					
307	H	Saint Joseph's	65 45	53	N	Maine	46 47	181	A	Navy	65 61					
1	A	Notre Dame	55 75													
290	A	Siena	58 51													

Non-Div I Games:

Penn

Penn St.

Penn St.			Through Games Of Dec. 11, 2018								
Average RPI	Win:	184	WON-LOST	WINNING	LAST 10	STRENGTH OF	OPP. STRENGTH	TEAM	ADJ.	CONF.	ADJ CONF.
Average RPI	Loss:	42	RECORD	PCT. RANK	GAMES	SCHEDULE	OF SCHEDULE	RPI	RPI	RPI	RPI
DIV. I ONLY		6- 4		127	1- 0	65	83	109	109	3	3
DIV. I NON-CONF.		6- 4		127	1- 0	65	83	109	109	3	3

TOTALS	RPI 1-25		RPI 26-50		W-L RECORDS	RPI 51-100		RPI 101-150		RPI 150+	
6- 4	0- 2		0- 1		OVERALL	0- 0		1- 1		5- 0	
5- 3	0- 1		0- 1		HOME	0- 0		1- 1		4- 0	
1- 1	0- 1		0- 0		AWAY	0- 0		0- 0		1- 0	
0- 0	0- 0		0- 0		NEUTRAL	0- 0		0- 0		0- 0	
6- 4	0- 2		0- 1		NON-CONFERENCE	0- 0		1- 1		5- 0	
5- 3	0- 1		0- 1		HOME	0- 0		1- 1		4- 0	
1- 1	0- 1		0- 0		AWAY	0- 0		0- 0		1- 0	
0- 0	0- 0		0- 0		NEUTRAL	0- 0		0- 0		0- 0	
0- 0	0- 0		0- 0		CONFERENCE	0- 0		0- 0		0- 0	
0- 0	0- 0		0- 0		HOME	0- 0		0- 0		0- 0	
0- 0	0- 0		0- 0		AWAY	0- 0		0- 0		0- 0	
0- 0	0- 0		0- 0		NEUTRAL	0- 0		0- 0		0- 0	

RPI 1-25				RPI 26-50				RPI 51-100				RPI 101+ Team's RPI: 109			
RPI	S	Opponent	Score	RPI	S	Opponent	Score	RPI	S	Opponent	Score	RPI	S	Opponent	Score
2	H	Cal i forni a	58 75	28	H	Duquesne	58 64					116	H	Stony Brook	70 81
22	A	Flori da St.	58 87									132	H	Providence	74 72
												159	A	Fordham	72 55
												161	H	Princeton	79 71
												176	H	North Dakota	75 68
												236	H	St. Bonaventure	80 65
												238	H	Jacksonville	80 61

LAST 12 Division I GAMES:															
236	H	St. Bonaventure	80 65	238	H	Jacksonville	80 61								
28	H	Duquesne	58 64	22	A	Florida St.	58 87								
2	H	Cal i forni a	58 75	116	H	Stony Brook	70 81								
132	H	Providence	74 72	176	H	North Dakota	75 68								
				161	H	Princeton	79 71								
				159	A	Fordham	72 55								

Non-Div I Games:

Penn St.

Average RPI	Win:	278	WON-LOST	WINNING	LAST 10	STRENGTH OF	OPP. STRENGTH	TEAM	ADJ.	CONF.	ADJ CONF.
Average RPI	Loss:	45	RECORD	PCT. RANK	GAMES	SCHEDULE	OF SCHEDULE	RPI	RPI	RPI	RPI
DIV. I ONLY		5- 2		80	0- 1	309	100	139	139	7	7
DIV. I NON-CONF.		5- 2		80	0- 1	309	100	139	139	7	7

TOTALS	RPI 1-25		RPI 26-50		W-L RECORDS	RPI 51-100		RPI 101-150		RPI 150+	
5- 2	0- 1		0- 0		OVERALL	0- 1		0- 0		5- 0	
1- 0	0- 0		0- 0		HOME	0- 0		0- 0		1- 0	
3- 2	0- 1		0- 0		AWAY	0- 1		0- 0		3- 0	
1- 0	0- 0		0- 0		NEUTRAL	0- 0		0- 0		1- 0	
5- 2	0- 1		0- 0		NON-CONFERENCE	0- 1		0- 0		5- 0	
1- 0	0- 0		0- 0		HOME	0- 0		0- 0		1- 0	
3- 2	0- 1		0- 0		AWAY	0- 1		0- 0		3- 0	
1- 0	0- 0		0- 0		NEUTRAL	0- 0		0- 0		1- 0	
0- 0	0- 0		0- 0		CONFERENCE	0- 0		0- 0		0- 0	
0- 0	0- 0		0- 0		HOME	0- 0		0- 0		0- 0	
0- 0	0- 0		0- 0		AWAY	0- 0		0- 0		0- 0	
0- 0	0- 0		0- 0		NEUTRAL	0- 0		0- 0		0- 0	

RPI 1-25				RPI 26-50				RPI 51-100				RPI 101+ Team's RPI: 139			
RPI	S	Opponent	Score	RPI	S	Opponent	Score	RPI	S	Opponent	Score	RPI	S	Opponent	Score
20	A	Colorado	65 80					69	A	Idaho St.	63 65	250	A	Seattle U	78 64
												266	N	Sacramento St.	113 97
												273	A	Hawaii	65 64
												287	H	Weber St.	68 47
												315	A	Cal Poly	70 63

LAST 12 Division I GAMES:															
69	A	Idaho St.	63 65	315	A	Cal Poly	70 63								
287	H	Weber St.	68 47	266	N	Sacramento St.	113 97								
250	A	Seattle U	78 64	273	A	Hawaii	65 64								
20	A	Colorado	65 80												

Non-Div I Games:

Pepperdine

Average RPI Win:	157	WON-LOST	WINNING	LAST 10	STRENGTH OF	OPP. STRENGTH	TEAM	ADJ.	CONF.	ADJ CONF.
Average RPI Loss:	136	RECORD	PCT. RANK	GAMES	SCHEDULE	OF SCHEDULE	RPI	RPI	RPI	RPI
DIV. I ONLY	6- 5	158	0- 1	83	144	133	133	1	1	
DIV. I NON-CONF.	6- 5	158	0- 1	83	144	133	133	1	1	

TOTALS	RPI 1-25	RPI 26-50	W-L RECORDS	RPI 51-100	RPI 101-150	RPI 150+				
6- 5	0- 0	0- 1	OVERALL	2- 0	0- 2	4- 2				
3- 3	0- 0	0- 1	HOME	0- 0	0- 1	3- 1				
1- 1	0- 0	0- 0	AWAY	1- 0	0- 0	0- 1				
2- 1	0- 0	0- 0	NEUTRAL	1- 0	0- 1	1- 0				
6- 5	0- 0	0- 1	NON-CONFERENCE	2- 0	0- 2	4- 2				
3- 3	0- 0	0- 1	HOME	0- 0	0- 1	3- 1				
1- 1	0- 0	0- 0	AWAY	1- 0	0- 0	0- 1				
2- 1	0- 0	0- 0	NEUTRAL	1- 0	0- 1	1- 0				
0- 0	0- 0	0- 0	CONFERENCE	0- 0	0- 0	0- 0				
0- 0	0- 0	0- 0	HOME	0- 0	0- 0	0- 0				
0- 0	0- 0	0- 0	AWAY	0- 0	0- 0	0- 0				
0- 0	0- 0	0- 0	NEUTRAL	0- 0	0- 0	0- 0				

RPI	S	Opponent	Score	RPI	S	Opponent	Score	RPI	S	Opponent	Score	RPI	S	Opponent	Score	Team's RPI: 133
31	H	UCF	58 61	55	N	Arkansas	61 54	129	N	Wisconsin	42 57	143	H	Youngstown St.	55 64	
				59	A	Northwestern	52 49	159	H	Fordham	65 62	168	A	Georgetown	41 70	
								184	H	Cincinnati	65 48	192	H	New Orleans	90 38	
								209	H	West Virginia	43 77	293	N	Tennessee St.	78 56	

LAST 12 Division I GAMES:																
293	N	Tennessee St.	78 56	209	H	West Virginia	43 77									
55	N	Arkansas	61 54	159	H	Fordham	65 62									
129	N	Wisconsin	42 57	59	A	Northwestern	52 49									
168	A	Georgetown	41 70	192	H	New Orleans	90 38									
184	H	Cincinnati	65 48	31	H	UCF	58 61									
143	H	Youngstown St.	55 64													

Non-Div I Games:

Pittsburgh

PortlandP
o
r
t
l
a
n
d

Portl and

Average RPI	Win:	218	WON-LOST	WINNING	LAST 10	STRENGTH OF	OPP. STRENGTH	TEAM	ADJ.	CONF.	ADJ CONF.
Average RPI	Loss:	0	RECORD	PCT. RANK	GAMES	SCHEDULE	OF SCHEDULE	RPI	RPI	RPI	RPI
DIV. I ONLY		6- 0		1	1- 0	322	76	89	89	11	11
DIV. I NON-CONF.		6- 0		1	1- 0	322	76	89	89	11	11

TOTALS	RPI 1-25		RPI 26-50		W-L RECORDS	RPI 51-100		RPI 101-150		RPI 150+	
6- 0	0- 0		0- 0		OVERALL	1- 0		1- 0		4- 0	
4- 0	0- 0		0- 0		HOME	1- 0		1- 0		2- 0	
2- 0	0- 0		0- 0		AWAY	0- 0		0- 0		2- 0	
0- 0	0- 0		0- 0		NEUTRAL	0- 0		0- 0		0- 0	
6- 0	0- 0		0- 0		NON-CONFERENCE	1- 0		1- 0		4- 0	
4- 0	0- 0		0- 0		HOME	1- 0		1- 0		2- 0	
2- 0	0- 0		0- 0		AWAY	0- 0		0- 0		2- 0	
0- 0	0- 0		0- 0		NEUTRAL	0- 0		0- 0		0- 0	
0- 0	0- 0		0- 0		CONFERENCE	0- 0		0- 0		0- 0	
0- 0	0- 0		0- 0		HOME	0- 0		0- 0		0- 0	
0- 0	0- 0		0- 0		AWAY	0- 0		0- 0		0- 0	
0- 0	0- 0		0- 0		NEUTRAL	0- 0		0- 0		0- 0	

RPI 1-25				RPI 26-50				RPI 51-100				Team's RPI: 89				RPI 101+			
RPI	S	Opponent	Score	RPI	S	Opponent	Score	RPI	S	Opponent	Score					RPI	S	Opponent	Score
								60	H	Portland	92 79					115	H	UC Davis	65 50
																228	H	San Jose St.	80 51
																250	H	Seattle U	68 43
																322	A	UTEP	89 61
																332	A	Grand Canyon	60 55

LAST 12 Division I GAMES:																			
332	A	Grand Canyon	60 55	250	H	Seattle U	68 43												
322	A	UTEP	89 61	115	H	UC Davis	65 50												
60	H	Portland	92 79	228	H	San Jose St.	80 51												

Non-Div I Games: Warner Pacific 102 49

Portland St.

Average RPI	Win: 317	WON-LOST	WINNING	LAST 10	STRENGTH OF	OPP. STRENGTH	TEAM	ADJ.	CONF.	ADJ CONF.
Average RPI	Loss: 185	RECORD	PCT. RANK	GAMES	SCHEDULE	OF SCHEDULE	RPI	RPI	RPI	RPI
DIV. I ONLY	1- 3	264	0- 1	53	351	226	226	27	27	
DIV. I NON-CONF.	1- 3	264	0- 1	53	351	226	226	27	27	

TOTALS	RPI 1-25	RPI 26-50	W-L RECORDS	RPI 51-100	RPI 101-150	RPI 150+				
1- 3	0- 0	0- 0	OVERALL	0- 1	0- 1	1- 1				
0- 1	0- 0	0- 0	HOME	0- 0	0- 1	0- 0				
0- 2	0- 0	0- 0	AWAY	0- 1	0- 0	0- 1				
1- 0	0- 0	0- 0	NEUTRAL	0- 0	0- 0	1- 0				
1- 3	0- 0	0- 0	NON-CONFERENCE	0- 1	0- 1	1- 1				
0- 1	0- 0	0- 0	HOME	0- 0	0- 1	0- 0				
0- 2	0- 0	0- 0	AWAY	0- 1	0- 0	0- 1				
1- 0	0- 0	0- 0	NEUTRAL	0- 0	0- 0	1- 0				
0- 0	0- 0	0- 0	CONFERENCE	0- 0	0- 0	0- 0				
0- 0	0- 0	0- 0	HOME	0- 0	0- 0	0- 0				
0- 0	0- 0	0- 0	AWAY	0- 0	0- 0	0- 0				
0- 0	0- 0	0- 0	NEUTRAL	0- 0	0- 0	0- 0				

RPI 1-25				RPI 26-50				RPI 51-100				RPI 101+				Team's RPI: 226	
RPI	S	Opponent	Score	RPI	S	Opponent	Score	RPI	S	Opponent	Score	RPI	S	Opponent	Score		
								96	A	Oklahoma St.	50	70	135	H	Rice	58	68
													317	N	A&M-Corpus Christi	67	59
													324	A	UTRGV	50	57

LAST 12 Division I GAMES:																	
								96	A	Oklahoma St.	50	70	135	H	Rice	58	68
													317	N	A&M-Corpus Christi	67	59
													324	A	UTRGV	50	57

Non-Div I Games: Jarvis Christian 117 32 Arlington Baptist 105 31

Average RPI	Win:	207	WON-LOST	WINNING	LAST 10	STRENGTH OF	OPP. STRENGTH	TEAM	ADJ.	CONF.	ADJ CONF.
Average RPI	Loss:	183	RECORD	PCT. RANK	GAMES	SCHEDULE	OF SCHEDULE	RPI	RPI	RPI	RPI
DIV. I ONLY		1- 5		295	0- 1	194	248	308	308	29	29
DIV. I NON-CONF.		1- 5		295	0- 1	194	248	308	308	29	29

TOTALS	RPI 1-25		RPI 26-50		W-L RECORDS	RPI 51-100		RPI 101-150		RPI 150+	
1- 5	0- 1		0- 0		OVERALL	0- 0		0- 0		1- 4	
1- 1	0- 0		0- 0		HOME	0- 0		0- 0		1- 1	
0- 4	0- 1		0- 0		AWAY	0- 0		0- 0		0- 3	
0- 0	0- 0		0- 0		NEUTRAL	0- 0		0- 0		0- 0	
1- 5	0- 1		0- 0		NON-CONFERENCE	0- 0		0- 0		1- 4	
1- 1	0- 0		0- 0		HOME	0- 0		0- 0		1- 1	
0- 4	0- 1		0- 0		AWAY	0- 0		0- 0		0- 3	
0- 0	0- 0		0- 0		NEUTRAL	0- 0		0- 0		0- 0	
0- 0	0- 0		0- 0		CONFERENCE	0- 0		0- 0		0- 0	
0- 0	0- 0		0- 0		HOME	0- 0		0- 0		0- 0	
0- 0	0- 0		0- 0		AWAY	0- 0		0- 0		0- 0	
0- 0	0- 0		0- 0		NEUTRAL	0- 0		0- 0		0- 0	

RPI 1-25				RPI 26-50				RPI 51-100				RPI 101+ Team's RPI: 308			
RPI	S	Opponent	Score	RPI	S	Opponent	Score	RPI	S	Opponent	Score	RPI	S	Opponent	Score
12	A	Tennessee	49 97									153	A	Vanderbilt	43 78
												194	A	UNCW	48 63
												207	H	Wofford	61 50
												261	A	Samford	54 75
												296	H	South Carolina St.	48 57

LAST 12 Division I GAMES:															
261	A	Samford	54 75	12	A	Tennessee	49 97								
153	A	Vanderbilt	43 78												
296	H	South Carolina St.	48 57												
207	H	Wofford	61 50												
194	A	UNCW	48 63												

Non-Div I Games:

Presbyterian

Average RPI Win: 208		WON-LOST	WINNING	LAST 10	STRENGTH OF		OPP. STRENGTH	TEAM	ADJ.	CONF.	ADJ CONF.
Average RPI Loss: 89		RECORD	PCT. RANK	GAMES	SCHEDULE		OF SCHEDULE	RPI	RPI	RPI	RPI
DIV. I ONLY		4- 7	236	1- 0	95		98	161	161	17	17
DIV. I NON-CONF.		4- 7	236	1- 0	95		98	161	161	17	17

TOTALS		RPI 1-25		RPI 26-50	W-L RECORDS		RPI 51-100	RPI 101-150		RPI 150+	
4- 7		0- 1		0- 1	OVERALL		1- 2	0- 2		3- 1	
2- 1		0- 0		0- 0	HOME		1- 0	0- 1		1- 0	
2- 3		0- 0		0- 0	AWAY		0- 1	0- 1		2- 1	
0- 3		0- 1		0- 1	NEUTRAL		0- 1	0- 0		0- 0	
4- 7		0- 1		0- 1	NON-CONFERENCE		1- 2	0- 2		3- 1	
2- 1		0- 0		0- 0	HOME		1- 0	0- 1		1- 0	
2- 3		0- 0		0- 0	AWAY		0- 1	0- 1		2- 1	
0- 3		0- 1		0- 1	NEUTRAL		0- 1	0- 0		0- 0	
0- 0		0- 0		0- 0	CONFERENCE		0- 0	0- 0		0- 0	
0- 0		0- 0		0- 0	HOME		0- 0	0- 0		0- 0	
0- 0		0- 0		0- 0	AWAY		0- 0	0- 0		0- 0	
0- 0		0- 0		0- 0	NEUTRAL		0- 0	0- 0		0- 0	

RPI 1-25				RPI 26-50				RPI 51-100				RPI 101+ Team's RPI: 161			
RPI	S	Opponent	Score	RPI	S	Opponent	Score	RPI	S	Opponent	Score	RPI	S	Opponent	Score
11	N	Syracuse	61 92	35	N	DePaul	67 82	51	A	Villanova	46 67	109	A	Penn St.	71 79
								71	H	Quinnipiac	54 42	110	H	Seton Hall	66 70
								90	N	Kansas St.	61 80	212	A	Monmouth	79 47
												215	A	George Washington	49 64
												243	A	Rider	89 65
												306	H	Davidson	65 57
LAST 12 Division I GAMES:															
11	N	Syracuse	61 92	212	A	Monmouth	79 47	51	A	Villanova	46 67				
35	N	DePaul	67 82	71	H	Quinnipiac	54 42	90	N	Kansas St.	61 80				
109	A	Penn St.	71 79	306	H	Davidson	65 57								
110	H	Seton Hall	66 70												
215	A	George Washington	49 64												
243	A	Rider	89 65												

Non-Div I Games:

Princeton

Average RPI	Win: 210	WON-LOST	WINNING	LAST 10	STRENGTH OF	OPP. STRENGTH	TEAM	ADJ.	CONF.	ADJ CONF.
Average RPI	Loss: 108	RECORD	PCT. RANK	GAMES	SCHEDULE	OF SCHEDULE	RPI	RPI	RPI	RPI
DIV. I ONLY	5- 3	114	1- 0	209	123	132	132	4	4	
DIV. I NON-CONF.	5- 3	114	1- 0	209	123	132	132	4	4	

TOTALS	RPI 1-25	RPI 26-50	W-L RECORDS	RPI 51-100	RPI 101-150	RPI 150+				
5- 3	0- 0	0- 0	OVERALL	0- 1	2- 2	3- 0				
2- 1	0- 0	0- 0	HOME	0- 1	1- 0	1- 0				
2- 2	0- 0	0- 0	AWAY	0- 0	1- 2	1- 0				
1- 0	0- 0	0- 0	NEUTRAL	0- 0	0- 0	1- 0				
5- 3	0- 0	0- 0	NON-CONFERENCE	0- 1	2- 2	3- 0				
2- 1	0- 0	0- 0	HOME	0- 1	1- 0	1- 0				
2- 2	0- 0	0- 0	AWAY	0- 0	1- 2	1- 0				
1- 0	0- 0	0- 0	NEUTRAL	0- 0	0- 0	1- 0				
0- 0	0- 0	0- 0	CONFERENCE	0- 0	0- 0	0- 0				
0- 0	0- 0	0- 0	HOME	0- 0	0- 0	0- 0				
0- 0	0- 0	0- 0	AWAY	0- 0	0- 0	0- 0				
0- 0	0- 0	0- 0	NEUTRAL	0- 0	0- 0	0- 0				

RPI 1-25				RPI 26-50				RPI 51-100				RPI 101+				Team's RPI: 132
RPI	S	Opponent	Score	RPI	S	Opponent	Score	RPI	S	Opponent	Score	RPI	S	Opponent	Score	
								71	H	Qui nni pi ac	44 48	109	A	Penn St.	72 74	
												125	A	Boston Col lege	61 57	
												130	H	Yal e	59 42	
												145	A	Rhode Isl and	65 72	
												213	H	Sacred Heart	62 52	
												268	N	Bryant	72 64	
												313	A	UMass Lowell	71 47	
LAST 12 Divi sion I GAMES:																
				71	H	Qui nni pi ac	44 48	268	N	Bryant	72 64					
				109	A	Penn St.	72 74	313	A	UMass Lowell	71 47					
								145	A	Rhode Isl and	65 72					
								130	H	Yal e	59 42					
								125	A	Boston Col lege	61 57					
								213	H	Sacred Heart	62 52					

Non-Di v I Games:

Provi dence

Average RPI Win: 347 WON-LOST RECORD WINNING PCT. RANK LAST 10 GAMES STRENGTH OF SCHEDULE OPP. STRENGTH OF SCHEDULE TEAM RPI ADJ. RPI CONF. RPI ADJ CONF. RPI

DIV. I ONLY	1- 7	307	0- 1	245	334	323	323	12	12
DIV. I NON-CONF.	1- 7	307	0- 1	245	334	323	323	12	12
TOTALS	RPI 1-25	RPI 26-50	W-L RECORDS	RPI 51-100	RPI 101-150	RPI 150+			
1- 7	0- 0	0- 0	OVERALL	0- 1	0- 0	1- 6			
0- 2	0- 0	0- 0	HOME	0- 0	0- 0	0- 2			
1- 5	0- 0	0- 0	AWAY	0- 1	0- 0	1- 4			
0- 0	0- 0	0- 0	NEUTRAL	0- 0	0- 0	0- 0			
1- 7	0- 0	0- 0	NON-CONFERENCE	0- 1	0- 0	1- 6			
0- 2	0- 0	0- 0	HOME	0- 0	0- 0	0- 2			
1- 5	0- 0	0- 0	AWAY	0- 1	0- 0	1- 4			
0- 0	0- 0	0- 0	NEUTRAL	0- 0	0- 0	0- 0			
0- 0	0- 0	0- 0	CONFERENCE	0- 0	0- 0	0- 0			
0- 0	0- 0	0- 0	HOME	0- 0	0- 0	0- 0			
0- 0	0- 0	0- 0	AWAY	0- 0	0- 0	0- 0			
0- 0	0- 0	0- 0	NEUTRAL	0- 0	0- 0	0- 0			

RPI 1-25	RPI 26-50	RPI 51-100	RPI 101+	Team's RPI: 323
RPI S Opponent Score	RPI S Opponent Score	RPI S Opponent Score	RPI S Opponent Score	
		63 A Purdue 44 78	169 A Loyol a Chi cago 67 81	
			170 H Eastern Mi ch. 72 87	
			187 A Mi lwaukee 48 70	
			211 H SIUE 49 57	
			230 A Eastern Ill. 63 72	
			309 A Western Mi ch. 61 69	
			347 A Evansvi l l e 72 66	
LAST 12 Division I GAMES:				
170 H Eastern Mi ch. 72 87	230 A Eastern Ill. 63 72			
187 A Mi lwaukee 48 70	309 A Western Mi ch. 61 69			
169 A Loyol a Chi cago 67 81				
211 H SIUE 49 57				
347 A Evansvi l l e 72 66				
63 A Purdue 44 78				

Non-Div I Games: Taylor (IN) 84 74 Ind.-Kokomo 87 50

Average RPI	Win:	184	WON-LOST	WINNING	LAST 10	STRENGTH OF	OPP. STRENGTH	TEAM	ADJ.	CONF.	ADJ CONF.
Average RPI	Loss:	78	RECORD	PCT. RANK	GAMES	SCHEDULE	OF SCHEDULE	RPI	RPI	RPI	RPI
DIV. I ONLY		4- 5		194	1- 0	32	176	71	71	28	28
DIV. I NON-CONF.		4- 5		194	1- 0	32	176	71	71	28	28

TOTALS	RPI 1-25		RPI 26-50		W-L RECORDS	RPI 51-100		RPI 101-150		RPI 150+	
4- 5	0- 0		0- 1		OVERALL	0- 3		2- 0		2- 1	
0- 1	0- 0		0- 0		HOME	0- 1		0- 0		0- 0	
3- 2	0- 0		0- 0		AWAY	0- 1		2- 0		1- 1	
1- 2	0- 0		0- 1		NEUTRAL	0- 1		0- 0		1- 0	
4- 5	0- 0		0- 1		NON-CONFERENCE	0- 3		2- 0		2- 1	
0- 1	0- 0		0- 0		HOME	0- 1		0- 0		0- 0	
3- 2	0- 0		0- 0		AWAY	0- 1		2- 0		1- 1	
1- 2	0- 0		0- 1		NEUTRAL	0- 1		0- 0		1- 0	
0- 0	0- 0		0- 0		CONFERENCE	0- 0		0- 0		0- 0	
0- 0	0- 0		0- 0		HOME	0- 0		0- 0		0- 0	
0- 0	0- 0		0- 0		AWAY	0- 0		0- 0		0- 0	
0- 0	0- 0		0- 0		NEUTRAL	0- 0		0- 0		0- 0	

RPI 1-25				RPI 26-50				RPI 51-100				RPI 101+			
RPI	S	Opponent	Score	RPI	S	Opponent	Score	RPI	S	Opponent	Score	RPI	S	Opponent	Score
				42	N	Texas	55 56	52	H	Central Mich.	52 67	132	A	Providence	48 44
								61	A	Bucknell	58 75	150	A	Drexel	56 52
								76	N	Missouri	51 65	158	A	Harvard	72 67
												161	A	Princeton	42 54
												295	N	Ball St.	69 66
LAST 12 Division I GAMES:															
				158	A	Harvard	72 67	295	N	Ball St.	69 66				
				42	N	Texas	55 56	76	N	Missouri	51 65				
				132	A	Providence	48 44	161	A	Princeton	42 54				
				61	A	Bucknell	58 75	52	H	Central Mich.	52 67				
				150	A	Drexel	56 52								

Non-Div I Games:

Qui nni pi ac

Average RPI	Win:	240	WON-LOST	WINNING	LAST 10	STRENGTH OF	OPP. STRENGTH	TEAM	ADJ.	CONF.	ADJ CONF.
Average RPI	Loss:	55	RECORD	PCT. RANK	GAMES	SCHEDULE	OF SCHEDULE	RPI	RPI	RPI	RPI
DIV. I ONLY		4- 3		138	1- 0	117	115	97	97	29	29
DIV. I NON-CONF.		4- 3		138	1- 0	117	115	97	97	29	29

TOTALS	RPI 1-25		RPI 26-50		W-L RECORDS	RPI 51-100		RPI 101-150		RPI 150+	
4- 3	0- 1		0- 1		OVERALL	0- 0		0- 1		4- 0	
2- 0	0- 0		0- 0		HOME	0- 0		0- 0		2- 0	
1- 2	0- 1		0- 1		AWAY	0- 0		0- 0		1- 0	
1- 1	0- 0		0- 0		NEUTRAL	0- 0		0- 1		1- 0	
4- 3	0- 1		0- 1		NON-CONFERENCE	0- 0		0- 1		4- 0	
2- 0	0- 0		0- 0		HOME	0- 0		0- 0		2- 0	
1- 2	0- 1		0- 1		AWAY	0- 0		0- 0		1- 0	
1- 1	0- 0		0- 0		NEUTRAL	0- 0		0- 1		1- 0	
0- 0	0- 0		0- 0		CONFERENCE	0- 0		0- 0		0- 0	
0- 0	0- 0		0- 0		HOME	0- 0		0- 0		0- 0	
0- 0	0- 0		0- 0		AWAY	0- 0		0- 0		0- 0	
0- 0	0- 0		0- 0		NEUTRAL	0- 0		0- 0		0- 0	

RPI 1-25				RPI 26-50				RPI 51-100				RPI 101+			
RPI	S	Opponent	Score	RPI	S	Opponent	Score	RPI	S	Opponent	Score	RPI	S	Opponent	Score
4	A	NC State	58 75	37	A	Virginia Tech	44 55					123	N	Nebraska	39 77
												152	A	Virginia	57 44
												221	N	Temple	56 50
												289	H	ETSU	79 64
												296	H	South Carolina St.	61 31

LAST 12 Division I GAMES:															
152	A	Virginia	57 44	37	A	Virginia Tech	44 55	123	N	Nebraska	39 77	221	N	Temple	56 50
								4	A	NC State	58 75	289	H	ETSU	79 64
								296	H	South Carolina St.	61 31				

Non-Div I Games:

Radford

Average RPI	Win:	226	WON-LOST	WINNING	LAST 10	STRENGTH OF	OPP. STRENGTH	TEAM	ADJ.	CONF.	ADJ CONF.
Average RPI	Loss:	103	RECORD	PCT. RANK	GAMES	SCHEDULE	OF SCHEDULE	RPI	RPI	RPI	RPI
DIV. I ONLY		5- 5		161	1- 0	112	166	145	145	16	16
DIV. I NON-CONF.		5- 5		161	1- 0	112	166	145	145	16	16

TOTALS	RPI 1-25		RPI 26-50		W-L RECORDS	RPI 51-100		RPI 101-150		RPI 150+	
5- 5	0- 1		0- 1		OVERALL	0- 0		1- 2		4- 1	
3- 2	0- 0		0- 0		HOME	0- 0		1- 2		2- 0	
2- 3	0- 1		0- 1		AWAY	0- 0		0- 0		2- 1	
0- 0	0- 0		0- 0		NEUTRAL	0- 0		0- 0		0- 0	
5- 5	0- 1		0- 1		NON-CONFERENCE	0- 0		1- 2		4- 1	
3- 2	0- 0		0- 0		HOME	0- 0		1- 2		2- 0	
2- 3	0- 1		0- 1		AWAY	0- 0		0- 0		2- 1	
0- 0	0- 0		0- 0		NEUTRAL	0- 0		0- 0		0- 0	
0- 0	0- 0		0- 0		CONFERENCE	0- 0		0- 0		0- 0	
0- 0	0- 0		0- 0		HOME	0- 0		0- 0		0- 0	
0- 0	0- 0		0- 0		AWAY	0- 0		0- 0		0- 0	
0- 0	0- 0		0- 0		NEUTRAL	0- 0		0- 0		0- 0	

RPI 1-25				RPI 26-50				RPI 51-100				RPI 101+ Team's RPI: 145			
RPI	S	Opponent	Score	RPI	S	Opponent	Score	RPI	S	Opponent	Score	RPI	S	Opponent	Score
18	A	Kentucky	52 75	48	A	Clemson	67 80					119	H	Hartford	51 65
												125	H	Boston College	64 88
												132	H	Providence	72 65
												176	H	North Dakota	77 63
												204	A	Holy Cross	65 73
												234	H	Brown	72 67
												292	A	Robert Morris	46 41
												298	A	Vermont	61 58

LAST 12 Division I GAMES:															
234	H	Brown	72 67	204	A	Holy Cross	65 73								
119	H	Hartford	51 65	298	A	Vermont	61 58								
48	A	Clemson	67 80	292	A	Robert Morris	46 41								
18	A	Kentucky	52 75	125	H	Boston College	64 88								
132	H	Providence	72 65												
176	H	North Dakota	77 63												

Non-Div I Games:

Rhode Island

Rice

Rice				Through Games Of Dec. 11, 2018									
Average RPI	Win:	216	WON-LOST	WINNING	LAST 10	STRENGTH OF	OPP. STRENGTH	TEAM	ADJ.	CONF.	ADJ CONF.		
Average RPI	Loss:	75	RECORD	PCT. RANK	GAMES	SCHEDULE	OF SCHEDULE	RPI	RPI	RPI	RPI		
DIV. I ONLY		6- 2		68	1- 0	317	18	135	135	18	18		
DIV. I NON-CONF.		6- 2		68	1- 0	317	18	135	135	18	18		

TOTALS		RPI 1-25		RPI 26-50		W-L RECORDS		RPI 51-100		RPI 101-150		RPI 150+	
6- 2		0- 0		0- 1		OVERALL		0- 0		0- 1		6- 0	
4- 0		0- 0		0- 0		HOME		0- 0		0- 0		4- 0	
2- 2		0- 0		0- 1		AWAY		0- 0		0- 1		2- 0	
0- 0		0- 0		0- 0		NEUTRAL		0- 0		0- 0		0- 0	
6- 2		0- 0		0- 1		NON-CONFERENCE		0- 0		0- 1		6- 0	
4- 0		0- 0		0- 0		HOME		0- 0		0- 0		4- 0	
2- 2		0- 0		0- 1		AWAY		0- 0		0- 1		2- 0	
0- 0		0- 0		0- 0		NEUTRAL		0- 0		0- 0		0- 0	
0- 0		0- 0		0- 0		CONFERENCE		0- 0		0- 0		0- 0	
0- 0		0- 0		0- 0		HOME		0- 0		0- 0		0- 0	
0- 0		0- 0		0- 0		AWAY		0- 0		0- 0		0- 0	
0- 0		0- 0		0- 0		NEUTRAL		0- 0		0- 0		0- 0	

Rice

RPI 1-25				RPI 26-50				RPI 51-100				RPI 101+ Team's RPI: 135			
RPI	S	Opponent	Score	RPI	S	Opponent	Score	RPI	S	Opponent	Score	RPI	S	Opponent	Score
				45	A	UCLA	50 59					105	A	Texas A&M	54 65
												172	A	Little Rock	79 65
												173	H	Georgia St.	66 49
												192	H	New Orleans	67 56
												210	H	Texas Southern	76 71
												226	A	Prairie View	68 58
												320	H	McNeese	93 65
LAST 12 Division I GAMES:															
				320	H	McNeese	93 65					226	A	Prairie View	68 58
				173	H	Georgia St.	66 49					192	H	New Orleans	67 56
				210	H	Texas Southern	76 71								
				172	A	Little Rock	79 65								
				45	A	UCLA	50 59								
				105	A	Texas A&M	54 65								

Non-Div I Games:

Rice

Average RPI Win: 303		WON-LOST	WINNING	LAST 10	STRENGTH OF		OPP. STRENGTH	TEAM	ADJ.	CONF.	ADJ CONF.
Average RPI Loss: 145		RECORD	PCT. RANK	GAMES	SCHEDULE		OF SCHEDULE	RPI	RPI	RPI	RPI
DIV. I ONLY		2- 7	275	1- 0	170		216	286	286	16	16
DIV. I NON-CONF.		2- 7	275	1- 0	170		216	286	286	16	16

TOTALS		RPI 1-25		RPI 26-50	W-L RECORDS		RPI 51-100	RPI 101-150		RPI 150+	
2- 7	0- 0			0- 2	OVERALL		0- 1	0- 0		2- 4	
2- 2	0- 0			0- 0	HOME		0- 0	0- 0		2- 2	
0- 4	0- 0			0- 1	AWAY		0- 1	0- 0		0- 2	
0- 1	0- 0			0- 1	NEUTRAL		0- 0	0- 0		0- 0	
2- 7	0- 0			0- 2	NON-CONFERENCE		0- 1	0- 0		2- 4	
2- 2	0- 0			0- 0	HOME		0- 0	0- 0		2- 2	
0- 4	0- 0			0- 1	AWAY		0- 1	0- 0		0- 2	
0- 1	0- 0			0- 1	NEUTRAL		0- 0	0- 0		0- 0	
0- 0	0- 0			0- 0	CONFERENCE		0- 0	0- 0		0- 0	
0- 0	0- 0			0- 0	HOME		0- 0	0- 0		0- 0	
0- 0	0- 0			0- 0	AWAY		0- 0	0- 0		0- 0	
0- 0	0- 0			0- 0	NEUTRAL		0- 0	0- 0		0- 0	

RPI 1-25				RPI 26-50				RPI 51-100				RPI 101+ Team's RPI: 286			
RPI	S	Opponent	Score	RPI	S	Opponent	Score	RPI	S	Opponent	Score	RPI	S	Opponent	Score
				31	A	UCF	48 70	94	A	Wake Forest	48 62	168	H	Georgetown	53 73
				37	N	Virginia Tech	57 85					180	A	William & Mary	55 65
												246	A	Fla. Atlantic	55 69
												260	H	Fairfield	40 58
												271	H	Howard	67 60
												334	H	UMES	57 55

LAST 12 Division I GAMES:															
				94	A	Wake Forest	48 62	271	H	Howard	67 60				
				260	H	Fairfield	40 58	180	A	William & Mary	55 65				
				168	H	Georgetown	53 73	37	N	Virginia Tech	57 85				
								31	A	UCF	48 70				
								246	A	Fla. Atlantic	55 69				
								334	H	UMES	57 55				

Non-Div I Games:

Richmond

Average RPI Win: 275		WON-LOST	WINNING	LAST 10	STRENGTH OF		OPP. STRENGTH	TEAM	ADJ.	CONF.	ADJ CONF.
Loss: 194		RECORD	PCT. RANK	GAMES	SCHEDULE		OF SCHEDULE	RPI	RPI	RPI	RPI
DIV. I ONLY		4- 5	194	0- 1	250		281	243	243	28	28
DIV. I NON-CONF.		4- 5	194	0- 1	250		281	243	243	28	28
TOTALS		RPI 1-25	RPI 26-50	W-L RECORDS		RPI 51-100	RPI 101-150	RPI 150+			
4- 5	0- 0	0- 0		OVERALL		0- 0	1- 1	3- 4			
2- 2	0- 0	0- 0		HOME		0- 0	1- 0	1- 2			
2- 2	0- 0	0- 0		AWAY		0- 0	0- 0	2- 2			
0- 1	0- 0	0- 0		NEUTRAL		0- 0	0- 1	0- 0			
4- 5	0- 0	0- 0		NON-CONFERENCE		0- 0	1- 1	3- 4			
2- 2	0- 0	0- 0		HOME		0- 0	1- 0	1- 2			
2- 2	0- 0	0- 0		AWAY		0- 0	0- 0	2- 2			
0- 1	0- 0	0- 0		NEUTRAL		0- 0	0- 1	0- 0			
0- 0	0- 0	0- 0		CONFERENCE		0- 0	0- 0	0- 0			
0- 0	0- 0	0- 0		HOME		0- 0	0- 0	0- 0			
0- 0	0- 0	0- 0		AWAY		0- 0	0- 0	0- 0			
0- 0	0- 0	0- 0		NEUTRAL		0- 0	0- 0	0- 0			

RPI 1-25				RPI 26-50				RPI 51-100				RPI 101+				Team's RPI: 243	
RPI	S	Opponent	Score	RPI	S	Opponent	Score	RPI	S	Opponent	Score	RPI	S	Opponent	Score		
												125	N	Boston College	61	112	
												148	H	Mt. St. Mary's	85	67	
												161	H	Princeton	65	89	
												181	H	Navy	60	66	
												204	A	Holy Cross	61	71	
												298	A	Vermont	49	54	
												302	A	Binghamton	62	57	
												307	A	Saint Joseph's	56	54	
												342	H	NJIT	67	46	
LAST 12 Division I GAMES:																	
												125	N	Boston College	61	112	
												302	A	Binghamton	62	57	
												181	H	Navy	60	66	
												342	H	NJIT	67	46	
												307	A	Saint Joseph's	56	54	
												148	H	Mt. St. Mary's	85	67	
												204	A	Holy Cross	61	71	
												298	A	Vermont	49	54	
												161	H	Princeton	65	89	

Non-Div I Games:

Ri der

Average RPI Win:	303	WON-LOST	WINNING	LAST 10	STRENGTH OF	OPP. STRENGTH	TEAM	ADJ.	CONF.	ADJ CONF.
Average RPI Loss:	123	RECORD	PCT. RANK	GAMES	SCHEDULE	OF SCHEDULE	RPI	RPI	RPI	RPI
DIV. I ONLY	1- 7	307	0- 1	152	126	292	292	31	31	
DIV. I NON-CONF.	1- 7	307	0- 1	152	126	292	292	31	31	

TOTALS	RPI 1-25	RPI 26-50	W-L RECORDS	RPI 51-100	RPI 101-150	RPI 150+				
1- 7	0- 1	0- 0	OVERALL	0- 1	0- 3	1- 2				
1- 2	0- 0	0- 0	HOME	0- 0	0- 1	1- 1				
0- 4	0- 1	0- 0	AWAY	0- 1	0- 2	0- 0				
0- 1	0- 0	0- 0	NEUTRAL	0- 0	0- 0	0- 1				
1- 7	0- 1	0- 0	NON-CONFERENCE	0- 1	0- 3	1- 2				
1- 2	0- 0	0- 0	HOME	0- 0	0- 1	1- 1				
0- 4	0- 1	0- 0	AWAY	0- 1	0- 2	0- 0				
0- 1	0- 0	0- 0	NEUTRAL	0- 0	0- 0	0- 1				
0- 0	0- 0	0- 0	CONFERENCE	0- 0	0- 0	0- 0				
0- 0	0- 0	0- 0	HOME	0- 0	0- 0	0- 0				
0- 0	0- 0	0- 0	AWAY	0- 0	0- 0	0- 0				
0- 0	0- 0	0- 0	NEUTRAL	0- 0	0- 0	0- 0				

RPI 1-25				RPI 26-50				RPI 51-100				RPI 101+				Team's RPI: 292
RPI	S	Opponent	Score	RPI	S	Opponent	Score	RPI	S	Opponent	Score	RPI	S	Opponent	Score	
25	A	Iowa	63 92					67	A	Loyola Marymount	53 61	143	A	Youngstown St.	59 69	
												145	H	Rhode Island	41 46	
												146	A	Bowling Green	60 61	
												166	H	Kent St.	46 54	
												171	N	SMU	55 60	
												303	H	La Salle	67 39	
LAST 12 Division I GAMES:																
				67	A	Loyola Marymount	53 61	303	H	La Salle	67 39					
				166	H	Kent St.	46 54	143	A	Youngstown St.	59 69					
				25	A	Iowa	63 92									
				171	N	SMU	55 60									
				146	A	Bowling Green	60 61									
				145	H	Rhode Island	41 46									

Non-Div I Games:

Robert Morris

Average RPI Win: 236 WON-LOST WINNING LAST 10 STRENGTH OF OPP. STRENGTH TEAM ADJ. CONF. ADJ CONF.
Average RPI Loss: 21 RECORD PCT. RANK GAMES SCHEDULE OF SCHEDULE RPI RPI RPI RPI

DIV. I ONLY	6- 3	99	1- 0	130	170	101	101	3	3
DIV. I NON-CONF.	6- 3	99	1- 1	130	170	101	101	3	3
TOTALS	RPI 1-25	RPI 26-50	W-L RECORDS	RPI 51-100	RPI 101-150	RPI 150+			
6- 3	0- 2	0- 1	OVERALL	0- 0	1- 0	5- 0			
4- 0	0- 0	0- 0	HOME	0- 0	1- 0	3- 0			
1- 1	0- 0	0- 1	AWAY	0- 0	0- 0	1- 0			
1- 2	0- 2	0- 0	NEUTRAL	0- 0	0- 0	1- 0			
6- 3	0- 2	0- 1	NON-CONFERENCE	0- 0	1- 0	5- 0			
4- 0	0- 0	0- 0	HOME	0- 0	1- 0	3- 0			
1- 1	0- 0	0- 1	AWAY	0- 0	0- 0	1- 0			
1- 2	0- 2	0- 0	NEUTRAL	0- 0	0- 0	1- 0			
0- 0	0- 0	0- 0	CONFERENCE	0- 0	0- 0	0- 0			
0- 0	0- 0	0- 0	HOME	0- 0	0- 0	0- 0			
0- 0	0- 0	0- 0	AWAY	0- 0	0- 0	0- 0			
0- 0	0- 0	0- 0	NEUTRAL	0- 0	0- 0	0- 0			

RPI	S	Opponent	Score	RPI	S	Opponent	Score	RPI	S	Opponent	Score	RPI	S	Opponent	Score
9	N	Drake	59 69	37	A	Virginia Tech	51 67					116	H	Stony Brook	61 47
16	N	Gonzaga	40 57									158	A	Harvard	60 49
												245	H	Saint Francis (PA)	96 52
												267	H	Central Conn. St.	73 44
												289	N	ETSU	68 44
												343	H	Albany (NY)	65 39
LAST 12 Division I GAMES:															
9	N	Drake	59 69	289	N	ETSU	68 44								
343	H	Albany (NY)	65 39	16	N	Gonzaga	40 57								
267	H	Central Conn. St.	73 44	158	A	Harvard	60 49								
116	H	Stony Brook	61 47	37	A	Virginia Tech	51 67								
245	H	Saint Francis (PA)	96 52												

Non-Div I Games:

Rutgers

Average RPI Win:	174	WON-LOST	WINNING	LAST 10	STRENGTH OF	OPP. STRENGTH	TEAM	ADJ.	CONF.	ADJ CONF.
Average RPI Loss:	102	RECORD	PCT. RANK	GAMES	SCHEDULE	OF SCHEDULE	RPI	RPI	RPI	RPI
DIV. I ONLY	4- 2	99	1- 0	144	154	84	84	22	22	
DIV. I NON-CONF.	4- 2	99	1- 0	144	154	84	84	22	22	

TOTALS	RPI 1-25	RPI 26-50	W-L RECORDS	RPI 51-100	RPI 101-150	RPI 150+				
4- 2	0- 1	0- 0	OVERALL	0- 0	3- 0	1- 1				
3- 0	0- 0	0- 0	HOME	0- 0	2- 0	1- 0				
0- 2	0- 1	0- 0	AWAY	0- 0	0- 0	0- 1				
1- 0	0- 0	0- 0	NEUTRAL	0- 0	1- 0	0- 0				
4- 2	0- 1	0- 0	NON-CONFERENCE	0- 0	3- 0	1- 1				
3- 0	0- 0	0- 0	HOME	0- 0	2- 0	1- 0				
0- 2	0- 1	0- 0	AWAY	0- 0	0- 0	0- 1				
1- 0	0- 0	0- 0	NEUTRAL	0- 0	1- 0	0- 0				
0- 0	0- 0	0- 0	CONFERENCE	0- 0	0- 0	0- 0				
0- 0	0- 0	0- 0	HOME	0- 0	0- 0	0- 0				
0- 0	0- 0	0- 0	AWAY	0- 0	0- 0	0- 0				
0- 0	0- 0	0- 0	NEUTRAL	0- 0	0- 0	0- 0				

S
F
A

RPI 1-25				RPI 26-50				RPI 51-100				RPI 101+			
RPI	S	Opponent	Score	RPI	S	Opponent	Score	RPI	S	Opponent	Score	RPI	S	Opponent	Score
14	A	Miami (FL)	60 81									107	H	Montana St.	60 53
												120	H	Tulsa	76 34
												130	N	Yale	67 57
												189	A	Texas Tech	69 77
												339	H	Morgan St.	69 42

LAST 12 Division I GAMES:															
				130	N	Yale	67 57	107	H	Montana St.	60 53				
								189	A	Texas Tech	69 77				
								120	H	Tulsa	76 34				
								339	H	Morgan St.	69 42				
								14	A	Miami (FL)	60 81				

S
F
A

Non-Div I Games: Wiley 97 38 Our Lady of the Lake 93 77

SFA

S
I
U
ES
I
U
E

SI UE

Average RPI	Win:	226	WON-LOST	WINNING	LAST 10	STRENGTH OF	OPP. STRENGTH	TEAM	ADJ.	CONF.	ADJ CONF.
Average RPI	Loss:	165	RECORD	PCT. RANK	GAMES	SCHEDULE	OF SCHEDULE	RPI	RPI	RPI	RPI
DIV. I ONLY		2- 3		206	0- 1	198	283	266	266	11	11
DIV. I NON-CONF.		2- 3		206	0- 1	198	283	266	266	11	11
<hr/>											
TOTALS	RPI 1-25		RPI 26-50		W-L RECORDS	RPI 51-100		RPI 101-150		RPI 150+	
2- 3	0- 0		0- 0		OVERALL	0- 0		1- 2		1- 1	
1- 2	0- 0		0- 0		HOME	0- 0		0- 1		1- 1	
0- 0	0- 0		0- 0		AWAY	0- 0		0- 0		0- 0	
1- 1	0- 0		0- 0		NEUTRAL	0- 0		1- 1		0- 0	
2- 3	0- 0		0- 0		NON-CONFERENCE	0- 0		1- 2		1- 1	
1- 2	0- 0		0- 0		HOME	0- 0		0- 1		1- 1	
0- 0	0- 0		0- 0		AWAY	0- 0		0- 0		0- 0	
1- 1	0- 0		0- 0		NEUTRAL	0- 0		1- 1		0- 0	
0- 0	0- 0		0- 0		CONFERENCE	0- 0		0- 0		0- 0	
0- 0	0- 0		0- 0		HOME	0- 0		0- 0		0- 0	
0- 0	0- 0		0- 0		AWAY	0- 0		0- 0		0- 0	
0- 0	0- 0		0- 0		NEUTRAL	0- 0		0- 0		0- 0	

RPI 1-25				RPI 26-50				RPI 51-100				RPI 101+ Team's RPI: 266			
RPI	S	Opponent	Score	RPI	S	Opponent	Score	RPI	S	Opponent	Score	RPI	S	Opponent	Score
												115	H	UC Davi s	60 109
												137	N	Ill i noi s	109 107
												139	N	Pepperdi ne	97 113
												242	H	San Franci sco	75 86
												315	H	Cal Poly	88 85
<hr/>															
LAST 12 Division I GAMES:															
				115	H	UC Davi s	60 109	139	N	Pepperdi ne	97 113				
				242	H	San Franci sco	75 86	315	H	Cal Poly	88 85				
				137	N	Ill i noi s	109 107								

Non-Div I Games: Antelope Valley 86 80

Sacramento St.

Average RPI	Win:	264	WON-LOST	WINNING	LAST 10	STRENGTH OF	OPP. STRENGTH	TEAM	ADJ.	CONF.	ADJ CONF.
Average RPI	Loss:	165	RECORD	PCT. RANK	GAMES	SCHEDULE	OF SCHEDULE	RPI	RPI	RPI	RPI
DIV. I ONLY		3- 5		217	0- 1	161	272	213	213	31	31
DIV. I NON-CONF.		3- 5		217	0- 1	161	272	213	213	31	31
<hr/>											
TOTALS	RPI 1-25		RPI 26-50		W-L RECORDS	RPI 51-100		RPI 101-150		RPI 150+	
3- 5	0- 0		0- 0		OVERALL	0- 0		0- 2		3- 3	
1- 2	0- 0		0- 0		HOME	0- 0		0- 1		1- 1	
2- 3	0- 0		0- 0		AWAY	0- 0		0- 1		2- 2	
0- 0	0- 0		0- 0		NEUTRAL	0- 0		0- 0		0- 0	
3- 5	0- 0		0- 0		NON-CONFERENCE	0- 0		0- 2		3- 3	
1- 2	0- 0		0- 0		HOME	0- 0		0- 1		1- 1	
2- 3	0- 0		0- 0		AWAY	0- 0		0- 1		2- 2	
0- 0	0- 0		0- 0		NEUTRAL	0- 0		0- 0		0- 0	
0- 0	0- 0		0- 0		CONFERENCE	0- 0		0- 0		0- 0	
0- 0	0- 0		0- 0		HOME	0- 0		0- 0		0- 0	
0- 0	0- 0		0- 0		AWAY	0- 0		0- 0		0- 0	
0- 0	0- 0		0- 0		NEUTRAL	0- 0		0- 0		0- 0	

RPI 1-25				RPI 26-50				RPI 51-100				RPI 101+ Team's RPI: 213			
RPI	S	Opponent	Score	RPI	S	Opponent	Score	RPI	S	Opponent	Score	RPI	S	Opponent	Score
												116	H	Stony Brook	58 73
												132	A	Provi dence	52 62
												160	A	Lehi gh	66 70
												203	A	Massachusetts	61 78
												212	H	Monmouth	50 55
												251	A	Hofstra	70 64
												252	A	New Hampshi re	71 60
												290	H	Si ena	72 50
<hr/>															
LAST 12 Division I GAMES:															
				132	A	Provi dence	52 62	160	A	Lehi gh	66 70				
				252	A	New Hampshi re	71 60	116	H	Stony Brook	58 73				
				290	H	Si ena	72 50	251	A	Hofstra	70 64				
				203	A	Massachusetts	61 78	212	H	Monmouth	50 55				

Non-Div I Games:

Sacred Heart

Average RPI Win:	351	WON-LOST	WINNING	LAST 10	STRENGTH OF	OPP. STRENGTH	TEAM	ADJ.	CONF.	ADJ CONF.
Average RPI Loss:	113	RECORD	PCT. RANK	GAMES	SCHEDULE	OF SCHEDULE	RPI	RPI	RPI	RPI
DIV. I ONLY	1- 6	300	0- 1	100	280	245	245	31	31	
DIV. I NON-CONF.	1- 6	300	0- 1	100	280	245	245	31	31	

TOTALS	RPI 1-25	RPI 26-50	W-L RECORDS	RPI 51-100	RPI 101-150	RPI 150+				
1- 6	0- 1	0- 1	OVERALL	0- 1	0- 2	1- 1				
0- 2	0- 0	0- 1	HOME	0- 1	0- 0	0- 0				
1- 4	0- 1	0- 0	AWAY	0- 0	0- 2	1- 1				
0- 0	0- 0	0- 0	NEUTRAL	0- 0	0- 0	0- 0				
1- 6	0- 1	0- 1	NON-CONFERENCE	0- 1	0- 2	1- 1				
0- 2	0- 0	0- 1	HOME	0- 1	0- 0	0- 0				
1- 4	0- 1	0- 0	AWAY	0- 0	0- 2	1- 1				
0- 0	0- 0	0- 0	NEUTRAL	0- 0	0- 0	0- 0				
0- 0	0- 0	0- 0	CONFERENCE	0- 0	0- 0	0- 0				
0- 0	0- 0	0- 0	HOME	0- 0	0- 0	0- 0				
0- 0	0- 0	0- 0	AWAY	0- 0	0- 0	0- 0				
0- 0	0- 0	0- 0	NEUTRAL	0- 0	0- 0	0- 0				

RPI 1-25				RPI 26-50				RPI 51-100				RPI 101+				Team's RPI: 245
RPI	S	Opponent	Score	RPI	S	Opponent	Score	RPI	S	Opponent	Score	RPI	S	Opponent	Score	
13	A	Bayl or	58 116	28	H	Duquesne	73 93	95	H	FGCU	69 83	101	A	Rutgers	52 96	
												143	A	Youngstown St.	56 80	
												299	A	Li berty	53 82	
												351	A	Longwood	91 88	
LAST 12 Division I GAMES:																
143	A	Youngstown St.	56 80	351	A	Longwood	91 88									
95	H	FGCU	69 83	28	H	Duquesne	73 93									
				299	A	Li berty	53 82									
				13	A	Bayl or	58 116									
				101	A	Rutgers	52 96									

Non-Div I Games: Seton Hill 86 74

Saint Francis (PA)

Loss,
Non-Conf, S Site,
H Home
A Away
N Neutral

Average RPI Win:	303	WON-LOST	WINNING	LAST 10	STRENGTH OF	OPP. STRENGTH	TEAM	ADJ.	CONF.	ADJ CONF.
Average RPI Loss:	146	RECORD	PCT. RANK	GAMES	SCHEDULE	OF SCHEDULE	RPI	RPI	RPI	RPI
DIV. I ONLY	3- 7	253	1- 0	224	262	307	307	16	16	
DIV. I NON-CONF.	3- 7	253	1- 0	224	262	307	307	16	16	

TOTALS	RPI 1-25	RPI 26-50	W-L RECORDS	RPI 51-100	RPI 101-150	RPI 150+				
3- 7	0- 0	0- 1	OVERALL	0- 1	0- 2	3- 3				
3- 5	0- 0	0- 1	HOME	0- 1	0- 0	3- 3				
0- 2	0- 0	0- 0	AWAY	0- 0	0- 2	0- 0				
0- 0	0- 0	0- 0	NEUTRAL	0- 0	0- 0	0- 0				
3- 7	0- 0	0- 1	NON-CONFERENCE	0- 1	0- 2	3- 3				
3- 5	0- 0	0- 1	HOME	0- 1	0- 0	3- 3				
0- 2	0- 0	0- 0	AWAY	0- 0	0- 2	0- 0				
0- 0	0- 0	0- 0	NEUTRAL	0- 0	0- 0	0- 0				
0- 0	0- 0	0- 0	CONFERENCE	0- 0	0- 0	0- 0				
0- 0	0- 0	0- 0	HOME	0- 0	0- 0	0- 0				
0- 0	0- 0	0- 0	AWAY	0- 0	0- 0	0- 0				
0- 0	0- 0	0- 0	NEUTRAL	0- 0	0- 0	0- 0				

RPI 1-25				RPI 26-50				RPI 51-100				RPI 101+				Team's RPI: 307
RPI	S	Opponent	Score	RPI	S	Opponent	Score	RPI	S	Opponent	Score	RPI	S	Opponent	Score	
				40	H	Auburn	70 81	51	H	Villanova	35 47	128	A	Penn	45 65	
												150	A	Drexel	34 51	
												191	H	Towson	52 73	
												221	H	Temple	52 58	
												243	H	Rider	54 56	
												283	H	Col umbi a	68 61	
												311	H	Niagara	68 54	
												314	H	Loyol a Maryl and	49 46	
LAST 12 Division I GAMES:																
191	H	Towson	52 73	314	H	Loyol a Maryl and	49 46									
40	H	Auburn	70 81	128	A	Penn	45 65									
51	H	Villanova	35 47	150	A	Drexel	34 51									
283	H	Col umbi a	68 61	221	H	Temple	52 58									
243	H	Rider	54 56													
311	H	Niagara	68 54													

Non-Div I Games:

Saint Joseph's

Average RPI Win:	196	WON-LOST	WINNING	LAST 10	STRENGTH OF	OPP. STRENGTH	TEAM	ADJ.	CONF.	ADJ CONF.
Average RPI Loss:	100	RECORD	PCT. RANK	GAMES	SCHEDULE	OF SCHEDULE	RPI	RPI	RPI	RPI
DIV. I ONLY	4- 6	206	0- 1	134	63	190	190	16	16	
DIV. I NON-CONF.	4- 6	206	0- 1	134	63	190	190	16	16	

TOTALS	RPI 1-25	RPI 26-50	W-L RECORDS	RPI 51-100	RPI 101-150	RPI 150+				
4- 6	0- 1	0- 0	OVERALL	0- 2	0- 2	4- 1				
2- 4	0- 1	0- 0	HOME	0- 1	0- 1	2- 1				
2- 1	0- 0	0- 0	AWAY	0- 0	0- 1	2- 0				
0- 1	0- 0	0- 0	NEUTRAL	0- 1	0- 0	0- 0				
4- 6	0- 1	0- 0	NON-CONFERENCE	0- 2	0- 2	4- 1				
2- 4	0- 1	0- 0	HOME	0- 1	0- 1	2- 1				
2- 1	0- 0	0- 0	AWAY	0- 0	0- 1	2- 0				
0- 1	0- 0	0- 0	NEUTRAL	0- 1	0- 0	0- 0				
0- 0	0- 0	0- 0	CONFERENCE	0- 0	0- 0	0- 0				
0- 0	0- 0	0- 0	HOME	0- 0	0- 0	0- 0				
0- 0	0- 0	0- 0	AWAY	0- 0	0- 0	0- 0				
0- 0	0- 0	0- 0	NEUTRAL	0- 0	0- 0	0- 0				

RPI 1-25				RPI 26-50				RPI 51-100				RPI 101+				Team's RPI: 190
RPI	S	Opponent	Score	RPI	S	Opponent	Score	RPI	S	Opponent	Score	RPI	S	Opponent	Score	
3	H	UConn	42 98					76	H	Missouri	62 74	120	A	Tulsa	75 86	
								93	N	Chattanooga	61 71	124	H	Indiana St.	56 60	
												152	A	Virginia	67 65	
												157	H	Southern Ill.	62 58	
												184	H	Cincinnati	50 51	
												211	H	SIUE	63 56	
												263	A	Eastern Ky.	70 43	

LAST 12 Division I GAMES:																
157	H	Southern Ill.	62 58	76	H	Missouri	62 74	3	H	UConn	42 98					
152	A	Virginia	67 65					211	H	SIUE	63 56					
93	N	Chattanooga	61 71	263	A	Eastern Ky.	70 43									
120	A	Tulsa	75 86													
184	H	Cincinnati	50 51													
124	H	Indiana St.	56 60													

Non-Div I Games:

Saint Louis

Average RPI	Win:	207	WON-LOST	WINNING	LAST 10	STRENGTH OF	OPP. STRENGTH	TEAM	ADJ.	CONF.	ADJ CONF.
Average RPI	Loss:	22	RECORD	PCT. RANK	GAMES	SCHEDULE	OF SCHEDULE	RPI	RPI	RPI	RPI
DIV. I ONLY		5- 3		114	0- 1	39	86	44	44	7	7
DIV. I NON-CONF.		5- 3		114	0- 1	39	86	44	44	7	7

TOTALS	RPI 1-25		RPI 26-50		W-L RECORDS	RPI 51-100		RPI 101-150		RPI 150+	
5- 3	0- 2		1- 0		OVERALL	0- 1		0- 0		4- 0	
2- 2	0- 2		1- 0		HOME	0- 0		0- 0		1- 0	
3- 1	0- 0		0- 0		AWAY	0- 1		0- 0		3- 0	
0- 0	0- 0		0- 0		NEUTRAL	0- 0		0- 0		0- 0	
5- 3	0- 2		1- 0		NON-CONFERENCE	0- 1		0- 0		4- 0	
2- 2	0- 2		1- 0		HOME	0- 0		0- 0		1- 0	
3- 1	0- 0		0- 0		AWAY	0- 1		0- 0		3- 0	
0- 0	0- 0		0- 0		NEUTRAL	0- 0		0- 0		0- 0	
0- 0	0- 0		0- 0		CONFERENCE	0- 0		0- 0		0- 0	
0- 0	0- 0		0- 0		HOME	0- 0		0- 0		0- 0	
0- 0	0- 0		0- 0		AWAY	0- 0		0- 0		0- 0	
0- 0	0- 0		0- 0		NEUTRAL	0- 0		0- 0		0- 0	

RPI 1-25				RPI 26-50				Team's RPI: 44				RPI 51-100				RPI 101+			
RPI	S	Opponent	Score	RPI	S	Opponent	Score	RPI	S	Opponent	Score	RPI	S	Opponent	Score	RPI	S	Opponent	Score
2	H	Cal i forni a	78 81	49	H	Wyomi ng	90 84	54	A	Oregon St.	56 89	185	A	Washington St.	70 64				
10	H	Oregon	55 79									187	H	Mi l waukee	73 71				
												301	A	UC Santa Barbara	80 55				
												315	A	Cal Poly	69 51				
LAST 12 Division I GAMES:																			
				54	A	Oregon St.	56 89	2	H	Cal i forni a	78 81	315	A	Cal Poly	69 51				
				185	A	Washington St.	70 64	301	A	UC Santa Barbara	80 55	10	H	Oregon	55 79				
				49	H	Wyomi ng	90 84	187	H	Mi l waukee	73 71								

Non-Div I Games:

Saint Mary's (CA)

Average RPI Win:	337	WON-LOST	WINNING	LAST 10	STRENGTH OF	OPP. STRENGTH	TEAM	ADJ.	CONF.	ADJ CONF.
Average RPI Loss:	182	RECORD	PCT. RANK	GAMES	SCHEDULE	OF SCHEDULE	RPI	RPI	RPI	RPI
DIV. I ONLY	4- 6	206	0- 1	267	346	280	280	28	28	
DIV. I NON-CONF.	4- 6	206	0- 1	267	346	280	280	28	28	

TOTALS	RPI 1-25	RPI 26-50	W-L RECORDS	RPI 51-100	RPI 101-150	RPI 150+				
4- 6	0- 0	0- 0	OVERALL	0- 0	0- 3	4- 3				
3- 1	0- 0	0- 0	HOME	0- 0	0- 0	3- 1				
1- 5	0- 0	0- 0	AWAY	0- 0	0- 3	1- 2				
0- 0	0- 0	0- 0	NEUTRAL	0- 0	0- 0	0- 0				
4- 6	0- 0	0- 0	NON-CONFERENCE	0- 0	0- 3	4- 3				
3- 1	0- 0	0- 0	HOME	0- 0	0- 0	3- 1				
1- 5	0- 0	0- 0	AWAY	0- 0	0- 3	1- 2				
0- 0	0- 0	0- 0	NEUTRAL	0- 0	0- 0	0- 0				
0- 0	0- 0	0- 0	CONFERENCE	0- 0	0- 0	0- 0				
0- 0	0- 0	0- 0	HOME	0- 0	0- 0	0- 0				
0- 0	0- 0	0- 0	AWAY	0- 0	0- 0	0- 0				
0- 0	0- 0	0- 0	NEUTRAL	0- 0	0- 0	0- 0				

RPI 1-25				RPI 26-50				RPI 51-100				RPI 101+				Team's RPI: 280
RPI	S	Opponent	Score	RPI	S	Opponent	Score	RPI	S	Opponent	Score	RPI	S	Opponent	Score	
												110	A	Seton Hall	47	90
												125	A	Boston College	57	89
												130	A	Yale	56	72
												193	H	Cal St. Fullerton	45	69
												223	A	St. Francis Brooklyn	70	74
												313	A	UMass Lowell	57	59
												321	A	Lafayette	62	60
												336	H	Wagner	69	57
												342	H	NJIT	70	57
												350	H	LIU Brooklyn	86	59
LAST 12 Division I GAMES:																
223	A	St. Francis Brooklyn	70	74	110	A	Seton Hall	47	90	336	H	Wagner	69	57		
193	H	Cal St. Fullerton	45	69	321	A	Lafayette	62	60	350	H	LIU Brooklyn	86	59		
130	A	Yale	56	72	125	A	Boston College	57	89	313	A	UMass Lowell	57	59		
342	H	NJIT	70	57												

Non-Div I Games:

Saint Peter's

Average RPI Win: 300		WON-LOST	WINNING	LAST 10	STRENGTH OF	OPP. STRENGTH	TEAM	ADJ.	CONF.	ADJ CONF.
Average RPI Loss: 166		RECORD	PCT. RANK	GAMES	SCHEDULE	OF SCHEDULE	RPI	RPI	RPI	RPI
DIV. I ONLY		2- 3	206	1- 0	54	345	126	126	22	22
DIV. I NON-CONF.		2- 3	206	1- 0	54	345	126	126	22	22

TOTALS		RPI 1-25		RPI 26-50	W-L RECORDS		RPI 51-100	RPI 101-150		RPI 150+
2- 3		0- 0		0- 0	OVERALL		0- 1	0- 0		2- 2
0- 0		0- 0		0- 0	HOME		0- 0	0- 0		0- 0
2- 2		0- 0		0- 0	AWAY		0- 1	0- 0		2- 1
0- 1		0- 0		0- 0	NEUTRAL		0- 0	0- 0		0- 1
2- 3		0- 0		0- 0	NON-CONFERENCE		0- 1	0- 0		2- 2
0- 0		0- 0		0- 0	HOME		0- 0	0- 0		0- 0
2- 2		0- 0		0- 0	AWAY		0- 1	0- 0		2- 1
0- 1		0- 0		0- 0	NEUTRAL		0- 0	0- 0		0- 1
0- 0		0- 0		0- 0	CONFERENCE		0- 0	0- 0		0- 0
0- 0		0- 0		0- 0	HOME		0- 0	0- 0		0- 0
0- 0		0- 0		0- 0	AWAY		0- 0	0- 0		0- 0
0- 0		0- 0		0- 0	NEUTRAL		0- 0	0- 0		0- 0

RPI 1-25				RPI 26-50				RPI 51-100				RPI 101+				Team's RPI: 126	
RPI	S	Opponent	Score	RPI	S	Opponent	Score	RPI	S	Opponent	Score	RPI	S	Opponent	Score		
								68	A	LSU	52	66	196	N	Troy	79	84
												233	A	Wi chi ta St.	55	63	
												265	A	Southern Mi ss.	65	61	
												335	A	Loui si ana	68	62	
LAST 12 Di vi si on I GAMES:																	
				335	A	Loui si ana	68	62									
				265	A	Southern Mi ss.	65	61									
				196	N	Troy	79	84									
				233	A	Wi chi ta St.	55	63									
				68	A	LSU	52	66									

Non-Di v I Games: UNKNOWN 94 46 Wiley 101 63 Jarvis Christian 100 55

Sam Houston St.

Average RPI Win: 275
Average RPI Loss: 176

WON-LOST
RECORD

WINNING
PCT. RANK

LAST 10
GAMES

STRENGTH OF
SCHEDULE

OPP. STRENGTH
OF SCHEDULE

TEAM
RPI

ADJ.
RPI

CONF.
RPI

ADJ CONF.
RPI

DIV. I ONLY	2- 7	275	0- 1	176	271	261	261	25	25
DIV. I NON-CONF.	2- 7	275	0- 1	176	271	261	261	25	25
<hr/>									
TOTALS	RPI 1-25	RPI 26-50	W-L RECORDS	RPI 51-100	RPI 101-150	RPI 150+			
2- 7	0- 0	0- 0	OVERALL	0- 2	0- 0	2- 5			
1- 1	0- 0	0- 0	HOME	0- 0	0- 0	1- 1			
1- 6	0- 0	0- 0	AWAY	0- 2	0- 0	1- 4			
0- 0	0- 0	0- 0	NEUTRAL	0- 0	0- 0	0- 0			
2- 7	0- 0	0- 0	NON-CONFERENCE	0- 2	0- 0	2- 5			
1- 1	0- 0	0- 0	HOME	0- 0	0- 0	1- 1			
1- 6	0- 0	0- 0	AWAY	0- 2	0- 0	1- 4			
0- 0	0- 0	0- 0	NEUTRAL	0- 0	0- 0	0- 0			
0- 0	0- 0	0- 0	CONFERENCE	0- 0	0- 0	0- 0			
0- 0	0- 0	0- 0	HOME	0- 0	0- 0	0- 0			
0- 0	0- 0	0- 0	AWAY	0- 0	0- 0	0- 0			
0- 0	0- 0	0- 0	NEUTRAL	0- 0	0- 0	0- 0			

RPI 1-25				RPI 26-50				RPI 51-100				RPI 101+				Team's RPI: 261
RPI	S	Opponent	Score	RPI	S	Opponent	Score	RPI	S	Opponent	Score	RPI	S	Opponent	Score	
								62	A	UT Martin	68 89	165	H	UAB	41 66	
								96	A	Oklahoma St.	62 82	174	A	Hampton	57 64	
												196	A	Troy	52 72	
												241	A	Alabama St.	60 51	
												265	A	Southern Miss.	40 76	
												276	A	Memphis	48 53	
												308	H	Presbyterian	75 54	
<hr/>																
LAST 12 Division I GAMES:																
241	A	Alabama St.	60 51	276	A	Memphis	48 53	165	H	UAB	41 66	308	H	Presbyterian	75 54	
196	A	Troy	52 72	174	A	Hampton	57 64	96	A	Oklahoma St.	62 82	265	A	Southern Miss.	40 76	
62	A	UT Martin	68 89													

Non-Div I Games:

Rhodes

71 54

Samford

Average RPI	Win: 243	WON-LOST	WINNING	LAST 10	STRENGTH OF	OPP. STRENGTH	TEAM	ADJ.	CONF.	ADJ CONF.
Average RPI	Loss: 83	RECORD	PCT. RANK	GAMES	SCHEDULE	OF SCHEDULE	RPI	RPI	RPI	RPI
DIV. I ONLY	5- 3	114	0- 0	184	69	136	136	7	7	
DIV. I NON-CONF.	5- 3	114	0- 0	184	69	136	136	7	7	

TOTALS	RPI 1-25	RPI 26-50	W-L RECORDS	RPI 51-100	RPI 101-150	RPI 150+				
5- 3	0- 2	0- 0	OVERALL	0- 0	0- 0	5- 1				
4- 1	0- 1	0- 0	HOME	0- 0	0- 0	4- 0				
1- 2	0- 1	0- 0	AWAY	0- 0	0- 0	1- 1				
0- 0	0- 0	0- 0	NEUTRAL	0- 0	0- 0	0- 0				
5- 3	0- 2	0- 0	NON-CONFERENCE	0- 0	0- 0	5- 1				
4- 1	0- 1	0- 0	HOME	0- 0	0- 0	4- 0				
1- 2	0- 1	0- 0	AWAY	0- 0	0- 0	1- 1				
0- 0	0- 0	0- 0	NEUTRAL	0- 0	0- 0	0- 0				
0- 0	0- 0	0- 0	CONFERENCE	0- 0	0- 0	0- 0				
0- 0	0- 0	0- 0	HOME	0- 0	0- 0	0- 0				
0- 0	0- 0	0- 0	AWAY	0- 0	0- 0	0- 0				
0- 0	0- 0	0- 0	NEUTRAL	0- 0	0- 0	0- 0				

RPI 1-25				RPI 26-50				RPI 51-100				RPI 101+				Team's RPI: 136
RPI	S	Opponent	Score	RPI	S	Opponent	Score	RPI	S	Opponent	Score	RPI	S	Opponent	Score	
2	H	Cal i forni a	53 70									155	H	San Diego St.	72 71	
19	A	Mi nnesota	48 53									227	A	Southern Utah	59 69	
												231	H	Dartmouth	78 76	
												273	H	Hawai i	58 50	
												277	H	Cl evel and St.	83 82	
												278	A	Long Beach St.	60 56	
LAST 12 Division I GAMES:																
278	A	Long Beach St.	60 56	2	H	Cal i forni a	53 70	277	H	Cl evel and St.	83 82					
231	H	Dartmouth	78 76	19	A	Mi nnesota	48 53									
155	H	San Diego St.	72 71	273	H	Hawai i	58 50									
				227	A	Southern Utah	59 69									

Non-Div I Games: Cal St. San B'dino 76 58

San Diego

Average RPI Win: 249

Average RPI Loss: 104

WON-LOST
RECORDWINNING
PCT. RANKLAST 10
GAMESSTRENGTH OF
SCHEDULEOPP. STRENGTH
OF SCHEDULETEAM
RPIADJ.
RPICONF.
RPIADJ CONF.
RPIDIV. I ONLY
DIV. I NON-CONF.5- 5
5- 5161
1610- 1
0- 1118
118220
220155
155155
1559
99
9

TOTALS

RPI 1-25

RPI 26-50

W-L RECORDS

RPI 51-100

RPI 101-150

RPI 150+

5- 5

0- 0

0- 1

OVERALL

0- 1

0- 3

5- 0

3- 2

0- 0

0- 1

HOME

0- 1

0- 0

3- 0

2- 3

0- 0

0- 0

AWAY

0- 0

0- 3

2- 0

0- 0

0- 0

0- 0

NEUTRAL

0- 0

0- 0

0- 0

5- 5

0- 0

0- 1

NON-CONFERENCE

0- 1

0- 3

5- 0

3- 2

0- 0

0- 1

HOME

0- 1

0- 0

3- 0

2- 3

0- 0

0- 0

AWAY

0- 0

0- 3

2- 0

0- 0

0- 0

0- 0

NEUTRAL

0- 0

0- 0

0- 0

0- 0

0- 0

0- 0

CONFERENCE

0- 0

0- 0

0- 0

0- 0

0- 0

0- 0

HOME

0- 0

0- 0

0- 0

0- 0

0- 0

0- 0

AWAY

0- 0

0- 0

0- 0

0- 0

0- 0

0- 0

NEUTRAL

0- 0

0- 0

0- 0

RPI 1-25

RPI 26-50

RPI 51-100

RPI 101+

Team's RPI: 155

RPI S Opponent Score

RPI S Opponent Score

RPI S Opponent Score

RPI S Opponent Score

46 H TCU 64 81

79 H Arizona 60 69

127 A Santa Clara 43 60

131 A CSUN 74 77

136 A San Diego 71 72

193 A Cal St. Fullerton 83 72

200 A UC Irvine 78 70

273 H Hawaii 58 57

288 H Incarnate Word 81 38

291 H California Baptist 83 67

LAST 12 Division I GAMES:

200 A UC Irvine 78 70

131 A CSUN 74 77

79 H Arizona 60 69

193 A Cal St. Fullerton 83 72

136 A San Diego 71 72

127 A Santa Clara 43 60

46 H TCU 64 81

273 H Hawaii 58 57

291 H California Baptist 83 67

288 H Incarnate Word 81 38

Non-Div I Games:

San Diego St.

Average RPI	Win:	270	WON-LOST	WINNING	LAST 10	STRENGTH OF	OPP. STRENGTH	TEAM	ADJ.	CONF.	ADJ CONF.
Average RPI	Loss:	129	RECORD	PCT. RANK	GAMES	SCHEDULE	OF SCHEDULE	RPI	RPI	RPI	RPI
DIV. I ONLY		3- 5		217	1- 0	260	127	242	242	7	7
DIV. I NON-CONF.		3- 5		217	1- 0	260	127	242	242	7	7

TOTALS	RPI 1-25		RPI 26-50		W-L RECORDS	RPI 51-100		RPI 101-150		RPI 150+	
3- 5	0- 1		0- 1		OVERALL	0- 0		0- 0		3- 3	
1- 2	0- 0		0- 1		HOME	0- 0		0- 0		1- 1	
1- 3	0- 1		0- 0		AWAY	0- 0		0- 0		1- 2	
1- 0	0- 0		0- 0		NEUTRAL	0- 0		0- 0		1- 0	
3- 5	0- 1		0- 1		NON-CONFERENCE	0- 0		0- 0		3- 3	
1- 2	0- 0		0- 1		HOME	0- 0		0- 0		1- 1	
1- 3	0- 1		0- 0		AWAY	0- 0		0- 0		1- 2	
1- 0	0- 0		0- 0		NEUTRAL	0- 0		0- 0		1- 0	
0- 0	0- 0		0- 0		CONFERENCE	0- 0		0- 0		0- 0	
0- 0	0- 0		0- 0		HOME	0- 0		0- 0		0- 0	
0- 0	0- 0		0- 0		AWAY	0- 0		0- 0		0- 0	
0- 0	0- 0		0- 0		NEUTRAL	0- 0		0- 0		0- 0	

RPI 1-25				RPI 26-50				RPI 51-100				RPI 101+ Team's RPI: 242			
RPI	S	Opponent	Score	RPI	S	Opponent	Score	RPI	S	Opponent	Score	RPI	S	Opponent	Score
21	A	Stanford	62 96	38	H	Northern Colo.	63 68					185	A	Washington St.	61 91
												199	H	UT Arlington	73 80
												201	A	Idaho	63 70
												228	H	San Jose St.	85 63
												266	A	Sacramento St.	86 75
												315	N	Cal Poly	65 62
LAST 12 Division I GAMES:															
199	H	UT Arlington	73 80	266	A	Sacramento St.	86 75								
38	H	Northern Colo.	63 68	201	A	Idaho	63 70								
315	N	Cal Poly	65 62	185	A	Washington St.	61 91								
21	A	Stanford	62 96												
228	H	San Jose St.	85 63												

Non-Div I Games:

San Francisco

Average RPI	Win:	270	WON-LOST	WINNING	LAST 10	STRENGTH OF	OPP. STRENGTH	TEAM	ADJ.	CONF.	ADJ CONF.
Average RPI	Loss:	127	RECORD	PCT. RANK	GAMES	SCHEDULE	OF SCHEDULE	RPI	RPI	RPI	RPI
DIV. I ONLY		1- 6		300	0- 1	27	315	228	228	9	9
DIV. I NON-CONF.		1- 6		300	0- 1	27	315	228	228	9	9

TOTALS	RPI 1-25		RPI 26-50		W-L RECORDS	RPI 51-100		RPI 101-150		RPI 150+	
1- 6	0- 1		0- 0		OVERALL	0- 2		0- 1		1- 2	
1- 2	0- 0		0- 0		HOME	0- 1		0- 0		1- 1	
0- 4	0- 1		0- 0		AWAY	0- 1		0- 1		0- 1	
0- 0	0- 0		0- 0		NEUTRAL	0- 0		0- 0		0- 0	
1- 6	0- 1		0- 0		NON-CONFERENCE	0- 2		0- 1		1- 2	
1- 2	0- 0		0- 0		HOME	0- 1		0- 0		1- 1	
0- 4	0- 1		0- 0		AWAY	0- 1		0- 1		0- 1	
0- 0	0- 0		0- 0		NEUTRAL	0- 0		0- 0		0- 0	
0- 0	0- 0		0- 0		CONFERENCE	0- 0		0- 0		0- 0	
0- 0	0- 0		0- 0		HOME	0- 0		0- 0		0- 0	
0- 0	0- 0		0- 0		AWAY	0- 0		0- 0		0- 0	
0- 0	0- 0		0- 0		NEUTRAL	0- 0		0- 0		0- 0	

RPI 1-25				RPI 26-50				RPI 51-100				RPI 101+ Team's RPI: 228			
RPI	S	Opponent	Score	RPI	S	Opponent	Score	RPI	S	Opponent	Score	RPI	S	Opponent	Score
20	A	Col orado	64 76					85	H	Paci fi c	67 91	123	A	Nebraska	63 96
								89	A	Portland St.	51 80	200	H	UC Irvi ne	66 74
												242	A	San Franci sco	63 85
												270	H	CSU Bakersfi el d	82 72

LAST 12 Division I GAMES:															
				123	A	Nebraska	63 96	20	A	Col orado	64 76				
								200	H	UC Irvi ne	66 74				
								85	H	Paci fi c	67 91				
								270	H	CSU Bakersfi el d	82 72				
								89	A	Portland St.	51 80				
								242	A	San Franci sco	63 85				

Non-Div I Games: San Fran. St. 66 73

San Jose St.

Average RPI	Win:	198	WON-LOST	WINNING	LAST 10	STRENGTH OF	OPP. STRENGTH	TEAM	ADJ.	CONF.	ADJ CONF.
Average RPI	Loss:	88	RECORD	PCT. RANK	GAMES	SCHEDULE	OF SCHEDULE	RPI	RPI	RPI	RPI
DIV. I ONLY		4- 3		138	0- 1	110	150	127	127	7	7
DIV. I NON-CONF.		4- 3		138	0- 1	110	150	127	127	7	7

TOTALS	RPI 1-25		RPI 26-50		W-L RECORDS	RPI 51-100		RPI 101-150		RPI 150+	
4- 3	0- 0		0- 0		OVERALL	0- 2		0- 1		4- 0	
3- 1	0- 0		0- 0		HOME	0- 0		0- 1		3- 0	
1- 2	0- 0		0- 0		AWAY	0- 2		0- 0		1- 0	
0- 0	0- 0		0- 0		NEUTRAL	0- 0		0- 0		0- 0	
4- 3	0- 0		0- 0		NON-CONFERENCE	0- 2		0- 1		4- 0	
3- 1	0- 0		0- 0		HOME	0- 0		0- 1		3- 0	
1- 2	0- 0		0- 0		AWAY	0- 2		0- 0		1- 0	
0- 0	0- 0		0- 0		NEUTRAL	0- 0		0- 0		0- 0	
0- 0	0- 0		0- 0		CONFERENCE	0- 0		0- 0		0- 0	
0- 0	0- 0		0- 0		HOME	0- 0		0- 0		0- 0	
0- 0	0- 0		0- 0		AWAY	0- 0		0- 0		0- 0	
0- 0	0- 0		0- 0		NEUTRAL	0- 0		0- 0		0- 0	

RPI 1-25				RPI 26-50				RPI 51-100				RPI 101+ Team's RPI: 127			
RPI	S	Opponent	Score	RPI	S	Opponent	Score	RPI	S	Opponent	Score	RPI	S	Opponent	Score
								54	A	Oregon St.	31 82	131	H	CSUN	38 53
								78	A	Southern California	46 77	155	H	San Diego St.	60 43
												193	A	Cal St. Fullerton	64 60
												208	H	Nevada	56 48
												237	H	Missouri St.	77 73

LAST 12 Division I GAMES:															
								54	A	Oregon St.	31 82	208	H	Nevada	56 48
								131	H	CSUN	38 53				
								237	H	Missouri St.	77 73				
								193	A	Cal St. Fullerton	64 60				
								78	A	Southern California	46 77				
								155	H	San Diego St.	60 43				

Non-Div I Games: Sonoma St. 98 38

Santa Clara

Average RPI Win:	0	WON-LOST	WINNING	LAST 10	STRENGTH OF	OPP. STRENGTH	TEAM	ADJ.	CONF.	ADJ CONF.
Average RPI Loss:	196	RECORD	PCT. RANK	GAMES	SCHEDULE	OF SCHEDULE	RPI	RPI	RPI	RPI
DIV. I ONLY	0- 5	327	0- 1	342	106	349	349	32	32	
DIV. I NON-CONF.	0- 5	327	0- 1	342	106	349	349	32	32	

TOTALS	RPI 1-25	RPI 26-50	W-L RECORDS	RPI 51-100	RPI 101-150	RPI 150+				
0- 5	0- 0	0- 1	OVERALL	0- 0	0- 0	0- 4				
0- 3	0- 0	0- 0	HOME	0- 0	0- 0	0- 3				
0- 2	0- 0	0- 1	AWAY	0- 0	0- 0	0- 1				
0- 0	0- 0	0- 0	NEUTRAL	0- 0	0- 0	0- 0				
0- 5	0- 0	0- 1	NON-CONFERENCE	0- 0	0- 0	0- 4				
0- 3	0- 0	0- 0	HOME	0- 0	0- 0	0- 3				
0- 2	0- 0	0- 1	AWAY	0- 0	0- 0	0- 1				
0- 0	0- 0	0- 0	NEUTRAL	0- 0	0- 0	0- 0				
0- 0	0- 0	0- 0	CONFERENCE	0- 0	0- 0	0- 0				
0- 0	0- 0	0- 0	HOME	0- 0	0- 0	0- 0				
0- 0	0- 0	0- 0	AWAY	0- 0	0- 0	0- 0				
0- 0	0- 0	0- 0	NEUTRAL	0- 0	0- 0	0- 0				

RPI 1-25				RPI 26-50				RPI 51-100				RPI 101+ Team's RPI: 349			
RPI	S	Opponent	Score	RPI	S	Opponent	Score	RPI	S	Opponent	Score	RPI	S	Opponent	Score
				35	A	DePaul	61 124					210	H	Texas Southern	41 65
												238	H	Jacksonville	58 68
												239	A	Ole Miss	51 74
												258	H	Ga. Southern	71 82
LAST 12 Division I GAMES:															
								239	A	Ole Miss	51 74				
								210	H	Texas Southern	41 65				
								35	A	DePaul	61 124				
								238	H	Jacksonville	58 68				
								258	H	Ga. Southern	71 82				

Non-Div I Games: Carver 101 49 Wesleyan (GA) 155 26

Savannah St.

Average RPI Win:	0	WON-LOST	WINNING	LAST 10	STRENGTH OF	OPP. STRENGTH	TEAM	ADJ.	CONF.	ADJ CONF.
Average RPI Loss:	127	RECORD	PCT. RANK	GAMES	SCHEDULE	OF SCHEDULE	RPI	RPI	RPI	RPI
DIV. I ONLY	0- 10	327	0- 1	23	298	250	250	30	30	
DIV. I NON-CONF.	0- 10	327	0- 1	23	298	250	250	30	30	

TOTALS	RPI 1-25	RPI 26-50	W-L RECORDS	RPI 51-100	RPI 101-150	RPI 150+				
0- 10	0- 0	0- 0	OVERALL	0- 5	0- 3	0- 2				
0- 4	0- 0	0- 0	HOME	0- 1	0- 2	0- 1				
0- 5	0- 0	0- 0	AWAY	0- 3	0- 1	0- 1				
0- 1	0- 0	0- 0	NEUTRAL	0- 1	0- 0	0- 0				
0- 10	0- 0	0- 0	NON-CONFERENCE	0- 5	0- 3	0- 2				
0- 4	0- 0	0- 0	HOME	0- 1	0- 2	0- 1				
0- 5	0- 0	0- 0	AWAY	0- 3	0- 1	0- 1				
0- 1	0- 0	0- 0	NEUTRAL	0- 1	0- 0	0- 0				
0- 0	0- 0	0- 0	CONFERENCE	0- 0	0- 0	0- 0				
0- 0	0- 0	0- 0	HOME	0- 0	0- 0	0- 0				
0- 0	0- 0	0- 0	AWAY	0- 0	0- 0	0- 0				
0- 0	0- 0	0- 0	NEUTRAL	0- 0	0- 0	0- 0				

RPI 1-25				RPI 26-50				RPI 51-100				RPI 101+ Team's RPI: 250					
RPI	S	Opponent	Score	RPI	S	Opponent	Score	RPI	S	Opponent	Score	RPI	S	Opponent	Score		
								58	H	Washi ngton	58	69	115	A	UC Davi s	59	76
								79	N	Ari zona	54	84	139	H	Pepperdi ne	64	78
								85	A	Paci fic	61	75	140	H	Northern Ari z.	58	65
								89	A	Portland St.	43	68	193	H	Cal St. Fullerton	54	57
								98	A	Utah	62	89	273	A	Hawai i	51	67
LAST 12 Division I GAMES:																	
115	A	UC Davi s	59	76	273	A	Hawai i	51	67	79	N	Ari zona	54	84			
85	A	Paci fic	61	75	140	H	Northern Ari z.	58	65	193	H	Cal St. Fullerton	54	57			
139	H	Pepperdi ne	64	78													
58	H	Washi ngton	58	69													
98	A	Utah	62	89													
89	A	Portland St.	43	68													

Non-Div I Games:

Seattle U

Average RPI	Win:	264	WON-LOST	WINNING	LAST 10	STRENGTH OF	OPP. STRENGTH	TEAM	ADJ.	CONF.	ADJ CONF.
Average RPI	Loss:	24	RECORD	PCT. RANK	GAMES	SCHEDULE	OF SCHEDULE	RPI	RPI	RPI	RPI
DIV. I ONLY		7- 2		51	0- 1	266	120	110	110	4	4
DIV. I NON-CONF.		7- 2		51	0- 1	266	120	110	110	4	4

TOTALS	RPI 1-25		RPI 26-50		W-L RECORDS	RPI 51-100		RPI 101-150		RPI 150+	
7- 2	0- 1		0- 1		OVERALL	0- 0		0- 0		7- 0	
6- 0	0- 0		0- 0		HOME	0- 0		0- 0		6- 0	
1- 2	0- 1		0- 1		AWAY	0- 0		0- 0		1- 0	
0- 0	0- 0		0- 0		NEUTRAL	0- 0		0- 0		0- 0	
7- 2	0- 1		0- 1		NON-CONFERENCE	0- 0		0- 0		7- 0	
6- 0	0- 0		0- 0		HOME	0- 0		0- 0		6- 0	
1- 2	0- 1		0- 1		AWAY	0- 0		0- 0		1- 0	
0- 0	0- 0		0- 0		NEUTRAL	0- 0		0- 0		0- 0	
0- 0	0- 0		0- 0		CONFERENCE	0- 0		0- 0		0- 0	
0- 0	0- 0		0- 0		HOME	0- 0		0- 0		0- 0	
0- 0	0- 0		0- 0		AWAY	0- 0		0- 0		0- 0	
0- 0	0- 0		0- 0		NEUTRAL	0- 0		0- 0		0- 0	

RPI 1-25				RPI 26-50				RPI 51-100				RPI 101+ Team's RPI: 110			
RPI	S	Opponent	Score	RPI	S	Opponent	Score	RPI	S	Opponent	Score	RPI	S	Opponent	Score
3	A	UConn	61 99	45	A	UCLA	62 78					161	A	Princeton	70 66
												223	H	St. Francis Brooklyn	100 77
												244	H	Kennesaw St.	102 80
												280	H	Saint Peter's	90 47
												294	H	UTSA	84 53
												313	H	UMass Lowell	90 57
												336	H	Wagner	95 40

LAST 12 Division I GAMES:															
313	H	UMass Lowell	90 57	3	A	UConn	61 99	280	H	Saint Peter's	90 47				
223	H	St. Francis Brooklyn	100 77	45	A	UCLA	62 78	336	H	Wagner	95 40				
161	A	Princeton	70 66												
294	H	UTSA	84 53												
244	H	Kennesaw St.	102 80												

Non-Div I Games:

Seton Hall

Average RPI Win: 222 WON-LOST WINNING LAST 10
Average RPI Loss: 0 RECORD PCT. RANK GAMES STRENGTH OF OPP. STRENGTH TEAM ADJ. CONF. ADJ CONF.
SCHEDULE OF SCHEDULE RPI RPI RPI RPI

DIV. I ONLY	7- 0	1	1- 0	348	15	147	147	19	19
DIV. I NON-CONF.	7- 0	1	1- 0	348	15	147	147	19	19

TOTALS	RPI 1-25		RPI 26-50	W-L RECORDS	RPI 51-100	RPI 101-150		RPI 150+	
7- 0	0- 0		0- 0	OVERALL	2- 0	0- 0		5- 0	
3- 0	0- 0		0- 0	HOME	0- 0	0- 0		3- 0	
4- 0	0- 0		0- 0	AWAY	2- 0	0- 0		2- 0	
0- 0	0- 0		0- 0	NEUTRAL	0- 0	0- 0		0- 0	
7- 0	0- 0		0- 0	NON-CONFERENCE	2- 0	0- 0		5- 0	
3- 0	0- 0		0- 0	HOME	0- 0	0- 0		3- 0	
4- 0	0- 0		0- 0	AWAY	2- 0	0- 0		2- 0	
0- 0	0- 0		0- 0	NEUTRAL	0- 0	0- 0		0- 0	
0- 0	0- 0		0- 0	CONFERENCE	0- 0	0- 0		0- 0	
0- 0	0- 0		0- 0	HOME	0- 0	0- 0		0- 0	
0- 0	0- 0		0- 0	AWAY	0- 0	0- 0		0- 0	
0- 0	0- 0		0- 0	NEUTRAL	0- 0	0- 0		0- 0	

RPI 1-25				RPI 26-50				RPI 51-100				RPI 101+ Team's RPI: 147			
RPI	S	Opponent	Score	RPI	S	Opponent	Score	RPI	S	Opponent	Score	RPI	S	Opponent	Score
								72	A	Alabama	72 67	241	H	Alabama St.	77 65
								75	A	Southern U.	53 49	265	H	Southern Mi ss.	77 68
												289	H	ETSU	81 74
												293	A	Tennessee St.	78 56
												316	A	Central Ark.	58 50

LAST 12 Division I GAMES:															
				241	H	Alabama St.	77 65	293	A	Tennessee St.	78 56				
				72	A	Alabama	72 67	289	H	ETSU	81 74				
								75	A	Southern U.	53 49				
								316	A	Central Ark.	58 50				
								265	H	Southern Mi ss.	77 68				

Non-Div I Games: Spring Hill 75 57

South Alabama

Average RPI	Win: 175	WON-LOST	WINNING	LAST 10	STRENGTH OF	OPP. STRENGTH	TEAM	ADJ.	CONF.	ADJ CONF.
Average RPI	Loss: 31	RECORD	PCT. RANK	GAMES	SCHEDULE	OF SCHEDULE	RPI	RPI	RPI	RPI
DIV. I ONLY	5- 4	149	0- 1	42	64	87	87	5	5	
DIV. I NON-CONF.	5- 4	149	0- 1	42	64	87	87	5	5	

TOTALS	RPI 1-25	RPI 26-50	W-L RECORDS	RPI 51-100	RPI 101-150	RPI 150+				
5- 4	0- 2	1- 1	OVERALL	1- 1	0- 0	3- 0				
3- 2	0- 1	1- 1	HOME	1- 0	0- 0	1- 0				
1- 0	0- 0	0- 0	AWAY	0- 0	0- 0	1- 0				
1- 2	0- 1	0- 0	NEUTRAL	0- 1	0- 0	1- 0				
5- 4	0- 2	1- 1	NON-CONFERENCE	1- 1	0- 0	3- 0				
3- 2	0- 1	1- 1	HOME	1- 0	0- 0	1- 0				
1- 0	0- 0	0- 0	AWAY	0- 0	0- 0	1- 0				
1- 2	0- 1	0- 0	NEUTRAL	0- 1	0- 0	1- 0				
0- 0	0- 0	0- 0	CONFERENCE	0- 0	0- 0	0- 0				
0- 0	0- 0	0- 0	HOME	0- 0	0- 0	0- 0				
0- 0	0- 0	0- 0	AWAY	0- 0	0- 0	0- 0				
0- 0	0- 0	0- 0	NEUTRAL	0- 0	0- 0	0- 0				

RPI 1-25				RPI 26-50				RPI 51-100 Team's RPI: 87				RPI 101+			
RPI	S	Opponent	Score	RPI	S	Opponent	Score	RPI	S	Opponent	Score	RPI	S	Opponent	Score
9	N	Drake	85 90	47	H	Maryland	61 85	54	N	Oregon St.	68 70	216	H	Appalachian St.	80 50
13	H	Baylor	69 94	48	H	Clemson	69 57	83	H	Dayton	65 55	241	A	Alabama St.	94 38
												289	N	ETSU	101 55
LAST 12 Division I GAMES:															
		54	N	Oregon St.	68	70	9	N	Drake	85	90				
		216	H	Appalachian St.	80	50	48	H	Clemson	69	57				
		13	H	Baylor	69	94	241	A	Alabama St.	94	38				
		83	H	Dayton	65	55									
		289	N	ETSU	101	55									
		47	H	Maryland	61	85									

Non-Div I Games:

South Carolina

Average RPI	Win:	300	WON-LOST	WINNING	LAST 10	STRENGTH OF	OPP. STRENGTH	TEAM	ADJ.	CONF.	ADJ CONF.
Average RPI	Loss:	174	RECORD	PCT. RANK	GAMES	SCHEDULE	OF SCHEDULE	RPI	RPI	RPI	RPI
DIV. I ONLY		4- 5		194	0- 0	323	258	296	296	32	32
DIV. I NON-CONF.		4- 5		194	0- 0	323	258	296	296	32	32

TOTALS	RPI 1-25		RPI 26-50		W-L RECORDS	RPI 51-100		RPI 101-150		RPI 150+	
4- 5	0- 0		0- 0		OVERALL	0- 2		0- 0		4- 3	
3- 1	0- 0		0- 0		HOME	0- 0		0- 0		3- 1	
1- 4	0- 0		0- 0		AWAY	0- 2		0- 0		1- 2	
0- 0	0- 0		0- 0		NEUTRAL	0- 0		0- 0		0- 0	
4- 5	0- 0		0- 0		NON-CONFERENCE	0- 2		0- 0		4- 3	
3- 1	0- 0		0- 0		HOME	0- 0		0- 0		3- 1	
1- 4	0- 0		0- 0		AWAY	0- 2		0- 0		1- 2	
0- 0	0- 0		0- 0		NEUTRAL	0- 0		0- 0		0- 0	
0- 0	0- 0		0- 0		CONFERENCE	0- 0		0- 0		0- 0	
0- 0	0- 0		0- 0		HOME	0- 0		0- 0		0- 0	
0- 0	0- 0		0- 0		AWAY	0- 0		0- 0		0- 0	
0- 0	0- 0		0- 0		NEUTRAL	0- 0		0- 0		0- 0	

RPI 1-25				RPI 26-50				RPI 51-100				RPI 101+				Team's RPI: 296	
RPI	S	Opponent	Score	RPI	S	Opponent	Score	RPI	S	Opponent	Score	RPI	S	Opponent	Score		
								79	A	Ari zona	32	73	183	H	Winthrop	50	58
								97	A	Radford	31	61	205	A	Coastal Caro.	44	57
												222	H	UNLV	58	49	
												304	A	Col. of Charleston	51	75	
												308	A	Presbyteri an	57	48	
												325	H	USC Upstate	71	66	
												346	H	Charleston So.	67	58	

LAST 12 Division I GAMES:																	
308	A	Presbyteri an	57	48	222	H	UNLV	58	49								
346	H	Charleston So.	67	58	183	H	Winthrop	50	58								
205	A	Coastal Caro.	44	57	325	H	USC Upstate	71	66								
304	A	Col. of Charleston	51	75	79	A	Ari zona	32	73								
97	A	Radford	31	61													

Non-Div I Games: UNKNOWN 67 51 Voorhees 88 61

South Carolina St.

Average RPI Win: 136 WON-LOST RECORD WINNING PCT. RANK LAST 10 GAMES STRENGTH OF SCHEDULE OPP. STRENGTH OF SCHEDULE TEAM RPI ADJ. RPI CONF. RPI ADJ CONF. RPI

DIV. I ONLY	7- 1	28	0- 0	139	6	17	17	12	12
DIV. I NON-CONF.	7- 1	28	0- 0	139	6	17	17	12	12
TOTALS	RPI 1-25	RPI 26-50	W-L RECORDS	RPI 51-100	RPI 101-150	RPI 150+			
7- 1	2- 1	0- 0	OVERALL	1- 0	1- 0	3- 0			
3- 0	2- 0	0- 0	HOME	0- 0	0- 0	1- 0			
3- 1	0- 1	0- 0	AWAY	1- 0	1- 0	1- 0			
1- 0	0- 0	0- 0	NEUTRAL	0- 0	0- 0	1- 0			
7- 1	2- 1	0- 0	NON-CONFERENCE	1- 0	1- 0	3- 0			
3- 0	2- 0	0- 0	HOME	0- 0	0- 0	1- 0			
3- 1	0- 1	0- 0	AWAY	1- 0	1- 0	1- 0			
1- 0	0- 0	0- 0	NEUTRAL	0- 0	0- 0	1- 0			
0- 0	0- 0	0- 0	CONFERENCE	0- 0	0- 0	0- 0			
0- 0	0- 0	0- 0	HOME	0- 0	0- 0	0- 0			
0- 0	0- 0	0- 0	AWAY	0- 0	0- 0	0- 0			
0- 0	0- 0	0- 0	NEUTRAL	0- 0	0- 0	0- 0			

RPI 1-25	Team's RPI: 17	RPI 26-50	RPI 51-100	RPI 101+
RPI S Opponent Score	RPI S Opponent Score	RPI S Opponent Score	RPI S Opponent Score	RPI S Opponent Score
8 H Iowa St. 64 59			56 A Montana 64 41	108 A Creighton 77 65
9 A Drake 64 76				233 N Wichi ta St. 73 64
24 H Green Bay 55 49				237 A Mi ssouri St. 85 74
				288 H Incarnate Word 96 43
LAST 12 Division I GAMES:				
237 A Mi ssouri St. 85 74	24 H Green Bay 55 49	8 H Iowa St. 64 59	56 A Montana 64 41	233 N Wichi ta St. 73 64
108 A Creighton 77 65				9 A Drake 64 76
				288 H Incarnate Word 96 43

Non-Div I Games: Bel l evue 79 40 St. Mary (NE) 112 52

South Dakota

Average RPI Win:	64	WON-LOST	WINNING	LAST 10	STRENGTH OF	OPP. STRENGTH	TEAM	ADJ.	CONF.	ADJ CONF.
Average RPI Loss:	43	RECORD	PCT. RANK	GAMES	SCHEDULE	OF SCHEDULE	RPI	RPI	RPI	RPI
DIV. I ONLY	6- 3	99	1- 0	6	36	7	7	12	12	
DIV. I NON-CONF.	6- 3	99	1- 0	6	36	7	7	12	12	

TOTALS	RPI 1-25	RPI 26-50	W-L RECORDS	RPI 51-100	RPI 101-150	RPI 150+				
6- 3	2- 2	0- 0	OVERALL	3- 0	1- 1	0- 0				
4- 0	2- 0	0- 0	HOME	1- 0	1- 0	0- 0				
2- 1	0- 1	0- 0	AWAY	2- 0	0- 0	0- 0				
0- 2	0- 1	0- 0	NEUTRAL	0- 0	0- 1	0- 0				
6- 3	2- 2	0- 0	NON-CONFERENCE	3- 0	1- 1	0- 0				
4- 0	2- 0	0- 0	HOME	1- 0	1- 0	0- 0				
2- 1	0- 1	0- 0	AWAY	2- 0	0- 0	0- 0				
0- 2	0- 1	0- 0	NEUTRAL	0- 0	0- 1	0- 0				
0- 0	0- 0	0- 0	CONFERENCE	0- 0	0- 0	0- 0				
0- 0	0- 0	0- 0	HOME	0- 0	0- 0	0- 0				
0- 0	0- 0	0- 0	AWAY	0- 0	0- 0	0- 0				
0- 0	0- 0	0- 0	NEUTRAL	0- 0	0- 0	0- 0				

RPI	S	Opponent	Score	RPI	S	Opponent	Score	RPI	S	Opponent	Score
6	A	Marquette	52 91					52	A	Central Mich.	80 71
9	H	Drake	80 71					93	A	Chattanooga	71 54
13	N	Baylor	66 72					95	H	FGCU	80 62
24	H	Green Bay	77 47								

LAST 12 Division I GAMES:											
9	H	Drake	80 71	108	H	Creighton	74 48				
93	A	Chattanooga	71 54	52	A	Central Mich.	80 71				
24	H	Green Bay	77 47	95	H	FGCU	80 62				
111	N	Buffalo	55 61	6	A	Marquette	52 91				
13	N	Baylor	66 72								

Non-Div I Games:

South Dakota St.

Average RPI	Win:	196	WON-LOST	WINNING	LAST 10	STRENGTH OF	OPP. STRENGTH	TEAM	ADJ.	CONF.	ADJ CONF.
Average RPI	Loss:	25	RECORD	PCT. RANK	GAMES	SCHEDULE	OF SCHEDULE	RPI	RPI	RPI	RPI
DIV. I ONLY		7- 2		51	1- 0	232	28	99	99	8	8
DIV. I NON-CONF.		7- 2		51	1- 0	232	28	99	99	8	8

TOTALS	RPI 1-25		RPI 26-50		W-L RECORDS	RPI 51-100		RPI 101-150		RPI 150+	
7- 2	0- 1		1- 1		OVERALL	1- 0		0- 0		5- 0	
5- 0	0- 0		0- 0		HOME	0- 0		0- 0		5- 0	
1- 0	0- 0		0- 0		AWAY	1- 0		0- 0		0- 0	
1- 2	0- 1		1- 1		NEUTRAL	0- 0		0- 0		0- 0	
7- 2	0- 1		1- 1		NON-CONFERENCE	1- 0		0- 0		5- 0	
5- 0	0- 0		0- 0		HOME	0- 0		0- 0		5- 0	
1- 0	0- 0		0- 0		AWAY	1- 0		0- 0		0- 0	
1- 2	0- 1		1- 1		NEUTRAL	0- 0		0- 0		0- 0	
0- 0	0- 0		0- 0		CONFERENCE	0- 0		0- 0		0- 0	
0- 0	0- 0		0- 0		HOME	0- 0		0- 0		0- 0	
0- 0	0- 0		0- 0		AWAY	0- 0		0- 0		0- 0	
0- 0	0- 0		0- 0		NEUTRAL	0- 0		0- 0		0- 0	

RPI 1-25				RPI 26-50				RPI 51-100 Team's RPI: 99				RPI 101+			
RPI	S	Opponent	Score	RPI	S	Opponent	Score	RPI	S	Opponent	Score	RPI	S	Opponent	Score
18	N	Kentucky	63 85	32	N	North Carolina	69 71	91	A	Ohio St.	71 47	179	H	Oklahoma	87 70
				45	N	UCLA	60 56					215	H	George Washington	63 30
												248	H	Bethune-Cookman	88 39
												252	H	New Hampshire	79 36
												343	H	Albany (NY)	74 37

LAST 12 Division I GAMES:															
				45	N	UCLA	60 56	215	H	George Washington	63 30				
				32	N	North Carolina	69 71	252	H	New Hampshire	79 36				
				18	N	Kentucky	63 85	91	A	Ohio St.	71 47				
				179	H	Oklahoma	87 70								
				248	H	Bethune-Cookman	88 39								
				343	H	Albany (NY)	74 37								

Non-Div I Games:

South Fla.

Average RPI Win:	313	WON-LOST	WINNING	LAST 10	STRENGTH OF	OPP. STRENGTH	TEAM	ADJ.	CONF.	ADJ CONF.
Average RPI Loss:	104	RECORD	PCT. RANK	GAMES	SCHEDULE	OF SCHEDULE	RPI	RPI	RPI	RPI
DIV. I ONLY	3- 5	217	1- 0	122	330	198	198	20	20	
DIV. I NON-CONF.	3- 5	217	1- 0	122	330	198	198	20	20	

TOTALS	RPI 1-25	RPI 26-50	W-L RECORDS	RPI 51-100	RPI 101-150	RPI 150+				
3- 5	0- 1	0- 0	OVERALL	0- 0	0- 3	3- 1				
1- 1	0- 0	0- 0	HOME	0- 0	0- 1	1- 0				
2- 3	0- 1	0- 0	AWAY	0- 0	0- 1	2- 1				
0- 1	0- 0	0- 0	NEUTRAL	0- 0	0- 1	0- 0				
3- 5	0- 1	0- 0	NON-CONFERENCE	0- 0	0- 3	3- 1				
1- 1	0- 0	0- 0	HOME	0- 0	0- 1	1- 0				
2- 3	0- 1	0- 0	AWAY	0- 0	0- 1	2- 1				
0- 1	0- 0	0- 0	NEUTRAL	0- 0	0- 1	0- 0				
0- 0	0- 0	0- 0	CONFERENCE	0- 0	0- 0	0- 0				
0- 0	0- 0	0- 0	HOME	0- 0	0- 0	0- 0				
0- 0	0- 0	0- 0	AWAY	0- 0	0- 0	0- 0				
0- 0	0- 0	0- 0	NEUTRAL	0- 0	0- 0	0- 0				

RPI 1-25				RPI 26-50				RPI 51-100				RPI 101+ Team's RPI: 198			
RPI	S	Opponent	Score	RPI	S	Opponent	Score	RPI	S	Opponent	Score	RPI	S	Opponent	Score
23	A	Mississippi St.	53 88									104	N	North Ala.	67 80
												113	A	Bradley	79 85
												124	H	Indiana St.	51 62
												157	A	Southern Ill.	40 60
												249	H	Western Ill.	81 71
												342	A	NJIT	68 58
												347	A	Evansville	54 50

LAST 12 Division I GAMES:															
157	A	Southern Ill.	40 60	347	A	Evansville	54 50	124	H	Indiana St.	51 62	104	N	North Ala.	67 80
113	A	Bradley	79 85	249	H	Western Ill.	81 71	342	A	NJIT	68 58				
23	A	Mississippi St.	53 88												

Non-Div I Games: Ill.-Springfield 82 46

Southeast Mo. St.

Average RPI Win: 279 WON-LOST RECORD WINNING PCT. RANK LAST 10 GAMES STRENGTH OF SCHEDULE OPP. STRENGTH OF SCHEDULE TEAM RPI ADJ. RPI CONF. RPI ADJ CONF. RPI

DIV. I ONLY	3- 1	68	0- 0	325	146	149	149	22	22
DIV. I NON-CONF.	3- 1	68	0- 0	325	146	149	149	22	22
TOTALS	RPI 1-25	RPI 26-50	W-L RECORDS	RPI 51-100	RPI 101-150	RPI 150+			
3- 1	0- 0	0- 0	OVERALL	0- 1	0- 0	3- 0			
0- 0	0- 0	0- 0	HOME	0- 0	0- 0	0- 0			
3- 1	0- 0	0- 0	AWAY	0- 1	0- 0	3- 0			
0- 0	0- 0	0- 0	NEUTRAL	0- 0	0- 0	0- 0			
3- 1	0- 0	0- 0	NON-CONFERENCE	0- 1	0- 0	3- 0			
0- 0	0- 0	0- 0	HOME	0- 0	0- 0	0- 0			
3- 1	0- 0	0- 0	AWAY	0- 1	0- 0	3- 0			
0- 0	0- 0	0- 0	NEUTRAL	0- 0	0- 0	0- 0			
0- 0	0- 0	0- 0	CONFERENCE	0- 0	0- 0	0- 0			
0- 0	0- 0	0- 0	HOME	0- 0	0- 0	0- 0			
0- 0	0- 0	0- 0	AWAY	0- 0	0- 0	0- 0			
0- 0	0- 0	0- 0	NEUTRAL	0- 0	0- 0	0- 0			

RPI 1-25				RPI 26-50				RPI 51-100				RPI 101+				Team's RPI: 149	
RPI	S	Opponent	Score	RPI	S	Opponent	Score	RPI	S	Opponent	Score	RPI	S	Opponent	Score		
								72	A	Alabama	40	88	171	A	SMU	63	62
													318	A	Jackson St.	50	45
													348	A	Alcorn	77	59
LAST 12 Division I GAMES:																	
								72	A	Alabama	40	88					

Non-Div I Games: Mobile 70 57 Xavier (LA) 47 59

Average RPI Win: 193		WON-LOST	WINNING	LAST 10	STRENGTH OF	OPP. STRENGTH	TEAM	ADJ.	CONF.	ADJ CONF.
Loss: 0		RECORD	PCT. RANK	GAMES	SCHEDULE	OF SCHEDULE	RPI	RPI	RPI	RPI
DIV. I ONLY		8- 0	1	1- 0	329	16	78	78	2	2
DIV. I NON-CONF.		8- 0	1	1- 0	329	16	78	78	2	2
TOTALS	RPI 1-25		RPI 26-50		W-L RECORDS	RPI 51-100	RPI 101-150		RPI 150+	
8- 0	0- 0		0- 0		OVERALL	1- 0	2- 0		5- 0	
4- 0	0- 0		0- 0		HOME	0- 0	2- 0		2- 0	
3- 0	0- 0		0- 0		AWAY	0- 0	0- 0		3- 0	
1- 0	0- 0		0- 0		NEUTRAL	1- 0	0- 0		0- 0	
8- 0	0- 0		0- 0		NON-CONFERENCE	1- 0	2- 0		5- 0	
4- 0	0- 0		0- 0		HOME	0- 0	2- 0		2- 0	
3- 0	0- 0		0- 0		AWAY	0- 0	0- 0		3- 0	
1- 0	0- 0		0- 0		NEUTRAL	1- 0	0- 0		0- 0	
0- 0	0- 0		0- 0		CONFERENCE	0- 0	0- 0		0- 0	
0- 0	0- 0		0- 0		HOME	0- 0	0- 0		0- 0	
0- 0	0- 0		0- 0		AWAY	0- 0	0- 0		0- 0	
0- 0	0- 0		0- 0		NEUTRAL	0- 0	0- 0		0- 0	

[illegible]

Non-Div I Games:

Southern California

Average RPI Win: 196		WON-LOST	WINNING	LAST 10	STRENGTH OF		OPP. STRENGTH	TEAM	ADJ.	CONF.	ADJ CONF.
Average RPI Loss: 112		RECORD	PCT. RANK	GAMES	SCHEDULE		OF SCHEDULE	RPI	RPI	RPI	RPI
DIV. I ONLY		5- 4	149	1- 0	180		135	157	157	14	14
DIV. I NON-CONF.		5- 4	149	1- 0	180		135	157	157	14	14

TOTALS		RPI 1-25		RPI 26-50	W-L RECORDS		RPI 51-100	RPI 101-150		RPI 150+	
5- 4		0- 0		0- 1	OVERALL		0- 1	2- 0		3- 2	
4- 0		0- 0		0- 0	HOME		0- 0	1- 0		3- 0	
0- 3		0- 0		0- 0	AWAY		0- 1	0- 0		0- 2	
1- 1		0- 0		0- 1	NEUTRAL		0- 0	1- 0		0- 0	
5- 4		0- 0		0- 1	NON-CONFERENCE		0- 1	2- 0		3- 2	
4- 0		0- 0		0- 0	HOME		0- 0	1- 0		3- 0	
0- 3		0- 0		0- 0	AWAY		0- 1	0- 0		0- 2	
1- 1		0- 0		0- 1	NEUTRAL		0- 0	1- 0		0- 0	
0- 0		0- 0		0- 0	CONFERENCE		0- 0	0- 0		0- 0	
0- 0		0- 0		0- 0	HOME		0- 0	0- 0		0- 0	
0- 0		0- 0		0- 0	AWAY		0- 0	0- 0		0- 0	
0- 0		0- 0		0- 0	NEUTRAL		0- 0	0- 0		0- 0	

RPI 1-25				RPI 26-50				RPI 51-100				RPI 101+ Team's RPI: 157			
RPI	S	Opponent	Score	RPI	S	Opponent	Score	RPI	S	Opponent	Score	RPI	S	Opponent	Score
				34	N	Arizona St.	38 82	62	A	UT Martin	94 95	119	N	Hartford	72 50
												122	H	Northern Ill.	82 73
												162	A	Western Ky.	76 83
												190	A	Saint Louis	58 62
												198	H	Southeast Mo. St.	60 40
												230	H	Eastern Ill.	73 59
												312	H	Marshall	58 49

LAST 12 Division I GAMES:															
230	H	Eastern Ill.	73 59	34	N	Arizona St.	38 82	119	N	Hartford	72 50				
122	H	Northern Ill.	82 73	162	A	Western Ky.	76 83	312	H	Marshall	58 49				
190	A	Saint Louis	58 62	198	H	Southeast Mo. St.	60 40	62	A	UT Martin	94 95				

Non-Div I Games:

Southern Ill.

Average RPI Win:	286	WON-LOST	WINNING	LAST 10	STRENGTH OF	OPP. STRENGTH	TEAM	ADJ.	CONF.	ADJ CONF.
Average RPI Loss:	101	RECORD	PCT. RANK	GAMES	SCHEDULE	OF SCHEDULE	RPI	RPI	RPI	RPI
DIV. I ONLY	5- 3	114	1- 0	321	207	265	265	18	18	
DIV. I NON-CONF.	5- 3	114	1- 0	321	207	265	265	18	18	

TOTALS	RPI 1-25	RPI 26-50	W-L RECORDS	RPI 51-100	RPI 101-150	RPI 150+				
5- 3	0- 0	0- 1	OVERALL	0- 0	0- 2	5- 0				
5- 1	0- 0	0- 0	HOME	0- 0	0- 1	5- 0				
0- 2	0- 0	0- 1	AWAY	0- 0	0- 1	0- 0				
0- 0	0- 0	0- 0	NEUTRAL	0- 0	0- 0	0- 0				
5- 3	0- 0	0- 1	NON-CONFERENCE	0- 0	0- 2	5- 0				
5- 1	0- 0	0- 0	HOME	0- 0	0- 1	5- 0				
0- 2	0- 0	0- 1	AWAY	0- 0	0- 1	0- 0				
0- 0	0- 0	0- 0	NEUTRAL	0- 0	0- 0	0- 0				
0- 0	0- 0	0- 0	CONFERENCE	0- 0	0- 0	0- 0				
0- 0	0- 0	0- 0	HOME	0- 0	0- 0	0- 0				
0- 0	0- 0	0- 0	AWAY	0- 0	0- 0	0- 0				
0- 0	0- 0	0- 0	NEUTRAL	0- 0	0- 0	0- 0				

RPI 1-25				RPI 26-50				RPI 51-100				RPI 101+ Team's RPI: 265			
RPI	S	Opponent	Score	RPI	S	Opponent	Score	RPI	S	Opponent	Score	RPI	S	Opponent	Score
				29	A	Tulane	54 71					126	H	Sam Houston St.	61 65
												147	A	South Alabama	68 77
												235	H	Mississippi Val.	67 60
												255	H	Grambling	68 47
												261	H	Samford	76 40
												330	H	Northwestern St.	69 54
												348	H	Alcorn	66 47
LAST 12 Division I GAMES:															
				348	H	Alcorn	66 47					147	A	South Alabama	68 77
				29	A	Tulane	54 71					255	H	Grambling	68 47
				330	H	Northwestern St.	69 54								
				126	H	Sam Houston St.	61 65								
				235	H	Mississippi Val.	67 60								
				261	H	Samford	76 40								

Non-Div I Games: William Carey 74 48

Southern Miss.

Average RPI	Win:	0	WON-LOST	WINNING	LAST 10	STRENGTH OF	OPP. STRENGTH	TEAM	ADJ.	CONF.	ADJ CONF.
Average RPI	Loss:	53	RECORD	PCT. RANK	GAMES	SCHEDULE	OF SCHEDULE	RPI	RPI	RPI	RPI
DIV. I ONLY		0- 4		327	0- 0	1	273	75	75	27	27
DIV. I NON-CONF.		0- 4		327	0- 0	1	273	75	75	27	27

TOTALS	RPI 1-25		RPI 26-50		W-L RECORDS	RPI 51-100		RPI 101-150		RPI 150+	
0- 4	0- 2		0- 1		OVERALL	0- 0		0- 1		0- 0	
0- 1	0- 0		0- 0		HOME	0- 0		0- 1		0- 0	
0- 3	0- 2		0- 1		AWAY	0- 0		0- 0		0- 0	
0- 0	0- 0		0- 0		NEUTRAL	0- 0		0- 0		0- 0	
0- 4	0- 2		0- 1		NON-CONFERENCE	0- 0		0- 1		0- 0	
0- 1	0- 0		0- 0		HOME	0- 0		0- 1		0- 0	
0- 3	0- 2		0- 1		AWAY	0- 0		0- 0		0- 0	
0- 0	0- 0		0- 0		NEUTRAL	0- 0		0- 0		0- 0	
0- 0	0- 0		0- 0		CONFERENCE	0- 0		0- 0		0- 0	
0- 0	0- 0		0- 0		HOME	0- 0		0- 0		0- 0	
0- 0	0- 0		0- 0		AWAY	0- 0		0- 0		0- 0	
0- 0	0- 0		0- 0		NEUTRAL	0- 0		0- 0		0- 0	

RPI 1-25				RPI 26-50				RPI 51-100				RPI 101+			
RPI	S	Opponent	Score	RPI	S	Opponent	Score	RPI	S	Opponent	Score	RPI	S	Opponent	Score
13	A	Bayl or	49 94	34	A	Ari zona St.	47 69					147	H	South Al abama	49 53
18	A	Kentucky	41 91												
LAST 12 Division I GAMES:															
								34	A	Ari zona St.	47 69				
								147	H	South Al abama	49 53				
								13	A	Bayl or	49 94				
								18	A	Kentucky	41 91				

Non-Div I Games: Dillard 61 63 Louisiana Col. 77 53 Wiley 89 58 Millsaps 71 36 Southern U.

Southern Utah

Through Games Of Dec. 11, 2018

Average RPI Win:	165	WON-LOST	WINNING	LAST 10	STRENGTH OF	OPP. STRENGTH	TEAM	ADJ.	CONF.	ADJ CONF.
Average RPI Loss:	150	RECORD	PCT. RANK	GAMES	SCHEDULE	OF SCHEDULE	RPI	RPI	RPI	RPI

DIV. I ONLY	3- 5	217	0- 1	160	143	227	227	11	11
DIV. I NON-CONF.	3- 5	217	0- 1	160	143	227	227	11	11
TOTALS	RPI 1-25	RPI 26-50	W-L RECORDS	RPI 51-100	RPI 101-150	RPI 150+			
3- 5	0- 0	0- 0	OVERALL	1- 1	1- 1	1- 3			
3- 1	0- 0	0- 0	HOME	1- 1	1- 0	1- 0			
0- 4	0- 0	0- 0	AWAY	0- 0	0- 1	0- 3			
0- 0	0- 0	0- 0	NEUTRAL	0- 0	0- 0	0- 0			
3- 5	0- 0	0- 0	NON-CONFERENCE	1- 1	1- 1	1- 3			
3- 1	0- 0	0- 0	HOME	1- 1	1- 0	1- 0			
0- 4	0- 0	0- 0	AWAY	0- 0	0- 1	0- 3			
0- 0	0- 0	0- 0	NEUTRAL	0- 0	0- 0	0- 0			
0- 0	0- 0	0- 0	CONFERENCE	0- 0	0- 0	0- 0			
0- 0	0- 0	0- 0	HOME	0- 0	0- 0	0- 0			
0- 0	0- 0	0- 0	AWAY	0- 0	0- 0	0- 0			
0- 0	0- 0	0- 0	NEUTRAL	0- 0	0- 0	0- 0			

RPI 1-25				RPI 26-50				RPI 51-100				RPI 101+				Team's RPI: 227	
RPI	S	Opponent	Score	RPI	S	Opponent	Score	RPI	S	Opponent	Score	RPI	S	Opponent	Score		
								77	H	Denver	70	71	115	A	UC Davis	45	68
								88	H	BYU	67	64	136	H	San Diego	69	59
													178	A	UC Riverside	50	56
													182	A	Oral Roberts	59	64
													200	A	UC Irvine	58	75
													272	H	Utah Valley	60	59
LAST 12 Division I GAMES:																	
				178	A	UC Riverside	50	56	200	A	UC Irvine	58	75				
				77	H	Denver	70	71	136	H	San Diego	69	59				
				272	H	Utah Valley	60	59									
				182	A	Oral Roberts	59	64									
				88	H	BYU	67	64									
				115	A	UC Davis	45	68									

Non-Div I Games:

Southern Utah

Average RPI Win:	310	WON-LOST	WINNING	LAST 10	STRENGTH OF	OPP. STRENGTH	TEAM	ADJ.	CONF.	ADJ CONF.
Average RPI Loss:	136	RECORD	PCT. RANK	GAMES	SCHEDULE	OF SCHEDULE	RPI	RPI	RPI	RPI
DIV. I ONLY	3- 7	253	0- 1	124	311	236	236	16	16	
DIV. I NON-CONF.	3- 7	253	0- 1	124	311	236	236	16	16	

TOTALS	RPI 1-25	RPI 26-50	W-L RECORDS	RPI 51-100	RPI 101-150	RPI 150+				
3- 7	0- 0	0- 0	OVERALL	0- 3	0- 1	3- 3				
2- 2	0- 0	0- 0	HOME	0- 1	0- 0	2- 1				
1- 4	0- 0	0- 0	AWAY	0- 1	0- 1	1- 2				
0- 1	0- 0	0- 0	NEUTRAL	0- 1	0- 0	0- 0				
3- 7	0- 0	0- 0	NON-CONFERENCE	0- 3	0- 1	3- 3				
2- 2	0- 0	0- 0	HOME	0- 1	0- 0	2- 1				
1- 4	0- 0	0- 0	AWAY	0- 1	0- 1	1- 2				
0- 1	0- 0	0- 0	NEUTRAL	0- 1	0- 0	0- 0				
0- 0	0- 0	0- 0	CONFERENCE	0- 0	0- 0	0- 0				
0- 0	0- 0	0- 0	HOME	0- 0	0- 0	0- 0				
0- 0	0- 0	0- 0	AWAY	0- 0	0- 0	0- 0				
0- 0	0- 0	0- 0	NEUTRAL	0- 0	0- 0	0- 0				

RPI 1-25				RPI 26-50				RPI 51-100				RPI 101+				Team's RPI: 236
RPI	S	Opponent	Score	RPI	S	Opponent	Score	RPI	S	Opponent	Score	RPI	S	Opponent	Score	
								61	H	Bucknel l	46 77	109	A	Penn St.	65 80	
								77	A	Denver	62 76	151	A	Georgi a	40 67	
								82	N	Ohio	53 70	220	A	Akron	58 67	
												251	H	Hofstra	59 67	
												290	H	Si ena	74 58	
												311	A	Ni agara	76 48	
												329	H	Can i si us	100 94	

LAST 12 Divisi on I GAMES:																
				77	A	Denver	62 76	109	A	Penn St.	65 80					
				82	N	Ohio	53 70	290	H	Si ena	74 58					
				251	H	Hofstra	59 67	220	A	Akron	58 67					
				329	H	Can i si us	100 94	61	H	Bucknel l	46 77					
				151	A	Georgi a	40 67									
				311	A	Ni agara	76 48									

Non-Div I Games:

St. Bonaventure

STRENGTH OF SCHEDULE	OPP. STRENGTH OF SCHEDULE	TEAM RPI	ADJ. RPI	CONF. RPI	ADJ CONF. RPI
-------------------------	------------------------------	-------------	-------------	--------------	------------------

DIV. I ONLY	5- 3	114	1- 0	318	286	223	223	31	31
DIV. I NON-CONF.	5- 3	114	1- 0	318	286	223	223	31	31
TOTALS	RPI 1-25	RPI 26-50	W-L RECORDS	RPI 51-100	RPI 101-150	RPI 150+			
5- 3	0- 0	0- 0	OVERALL	0- 0	0- 1	5- 2			
2- 0	0- 0	0- 0	HOME	0- 0	0- 0	2- 0			
2- 2	0- 0	0- 0	AWAY	0- 0	0- 1	2- 1			
1- 1	0- 0	0- 0	NEUTRAL	0- 0	0- 0	1- 1			
5- 3	0- 0	0- 0	NON-CONFERENCE	0- 0	0- 1	5- 2			
2- 0	0- 0	0- 0	HOME	0- 0	0- 0	2- 0			
2- 2	0- 0	0- 0	AWAY	0- 0	0- 1	2- 1			
1- 1	0- 0	0- 0	NEUTRAL	0- 0	0- 0	1- 1			
0- 0	0- 0	0- 0	CONFERENCE	0- 0	0- 0	0- 0			
0- 0	0- 0	0- 0	HOME	0- 0	0- 0	0- 0			
0- 0	0- 0	0- 0	AWAY	0- 0	0- 0	0- 0			
0- 0	0- 0	0- 0	NEUTRAL	0- 0	0- 0	0- 0			

[illegible]

St. Francis Brooklyn

Average RPI	Win:	215	WON-LOST	WINNING	LAST 10	STRENGTH OF	OPP. STRENGTH	TEAM	ADJ.	CONF.	ADJ CONF.
Average RPI	Loss:	40	RECORD	PCT. RANK	GAMES	SCHEDULE	OF SCHEDULE	RPI	RPI	RPI	RPI
DIV. I ONLY		6- 3		99	0- 1	119	54	65	65	4	4
DIV. I NON-CONF.		6- 3		99	0- 1	119	54	65	65	4	4

TOTALS	RPI 1-25		RPI 26-50		W-L RECORDS	RPI 51-100		RPI 101-150		RPI 150+	
6- 3	0- 2		0- 0		OVERALL	1- 1		1- 0		4- 0	
2- 1	0- 1		0- 0		HOME	0- 0		1- 0		1- 0	
2- 1	0- 0		0- 0		AWAY	0- 1		0- 0		2- 0	
2- 1	0- 1		0- 0		NEUTRAL	1- 0		0- 0		1- 0	
6- 3	0- 2		0- 0		NON-CONFERENCE	1- 1		1- 0		4- 0	
2- 1	0- 1		0- 0		HOME	0- 0		1- 0		1- 0	
2- 1	0- 0		0- 0		AWAY	0- 1		0- 0		2- 0	
2- 1	0- 1		0- 0		NEUTRAL	1- 0		0- 0		1- 0	
0- 0	0- 0		0- 0		CONFERENCE	0- 0		0- 0		0- 0	
0- 0	0- 0		0- 0		HOME	0- 0		0- 0		0- 0	
0- 0	0- 0		0- 0		AWAY	0- 0		0- 0		0- 0	
0- 0	0- 0		0- 0		NEUTRAL	0- 0		0- 0		0- 0	

RPI	S	Opponent	Score	RPI	S	Opponent	Score	RPI	S	Opponent	Score	RPI	S	Opponent	Score
3	N	UConn	55 65					63	N	Purdue	68 62	130	H	Yale	56 52
22	H	Florida St.	53 57					94	A	Wake Forest	59 64	239	N	Ole Miss	64 59
												253	A	Iona	61 35
												300	A	Army West Point	60 49
												305	H	Delaware St.	82 44

Team's RPI: 65															
LAST 12 Division I GAMES:															
22	H	Florida St.	53 57	239	N	Ole Miss	64 59	3	N	UConn	55 65	63	N	Purdue	68 62
130	H	Yale	56 52	3	N	UConn	55 65	63	N	Purdue	68 62	300	A	Army West Point	60 49
94	A	Wake Forest	59 64	63	N	Purdue	68 62	253	A	Iona	61 35				
305	H	Delaware St.	82 44												

Non-Div I Games:

St. John's (NY)

Average RPI Win: 178

Average RPI Loss: 16

WON-LOST
RECORDWINNING
PCT. RANKLAST 10
GAMESSTRENGTH OF
SCHEDULEOPP. STRENGTH
OF SCHEDULETEAM
RPIADJ.
RPICONF.
RPIADJ CONF.
RPIDIV. I ONLY
DIV. I NON-CONF.6- 1
6- 139
390- 1
0- 192
92155
15521
2121
212
22
2

TOTALS

RPI 1-25

RPI 26-50

W-L RECORDS

RPI 51-100

RPI 101-150

RPI 150+

6- 1 0- 1
3- 0 0- 0
1- 1 0- 1
2- 0 0- 00- 0
0- 0
0- 0
0- 0OVERALL
HOME
AWAY
NEUTRAL1- 0
0- 0
0- 0
1- 02- 0
1- 0
0- 0
1- 03- 0
2- 0
1- 0
0- 06- 1 0- 1
3- 0 0- 0
1- 1 0- 1
2- 0 0- 00- 0
0- 0
0- 0
0- 0NON-CONFERENCE
HOME
AWAY
NEUTRAL1- 0
0- 0
0- 0
1- 02- 0
1- 0
0- 0
1- 03- 0
2- 0
1- 0
0- 00- 0 0- 0
0- 0 0- 0
0- 0 0- 0
0- 0 0- 00- 0
0- 0
0- 0
0- 0CONFERENCE
HOME
AWAY
NEUTRAL0- 0
0- 0
0- 0
0- 00- 0
0- 0
0- 0
0- 00- 0
0- 0
0- 0
0- 0

RPI	S	Opponent	Score
16	A	Gonzaga	73 79

RPI	S	Opponent	Score

RPI	S	Opponent	Score
95	N	FGCU	88 65

RPI	S	Opponent	Score
115	H	UC Davis	71 43
142	N	American	71 49
201	H	Idaho	115 71
242	H	San Francisco	96 62
273	A	Hawaii	81 59

LAST 12 Division I GAMES:

273	A	Hawaii	81 59
142	N	American	71 49
95	N	FGCU	88 65
242	H	San Francisco	96 62
201	H	Idaho	115 71
115	H	UC Davis	71 43

16	A	Gonzaga	73 79
----	---	---------	-------

Stanford

Stanford

Non-Div I Games:

Stanford

Loss,
 Non-Conf, S Site,
 H Home
A Away
 N Neutral

Average RPI Win:	0	WON-LOST	WINNING	LAST 10	STRENGTH OF	OPP. STRENGTH	TEAM	ADJ.	CONF.	ADJ CONF.
Average RPI Loss:	101	RECORD	PCT. RANK	GAMES	SCHEDULE	OF SCHEDULE	RPI	RPI	RPI	RPI
DIV. I ONLY	0- 7	327	0- 1	22	162	232	232	26	26	
DIV. I NON-CONF.	0- 7	327	0- 1	22	162	232	232	26	26	

TOTALS	RPI 1-25	RPI 26-50	W-L RECORDS	RPI 51-100	RPI 101-150	RPI 150+				
0- 7	0- 1	0- 1	OVERALL	0- 1	0- 3	0- 1				
0- 1	0- 0	0- 1	HOME	0- 0	0- 0	0- 0				
0- 3	0- 1	0- 0	AWAY	0- 1	0- 1	0- 0				
0- 3	0- 0	0- 0	NEUTRAL	0- 0	0- 2	0- 1				
0- 7	0- 1	0- 1	NON-CONFERENCE	0- 1	0- 3	0- 1				
0- 1	0- 0	0- 1	HOME	0- 0	0- 0	0- 0				
0- 3	0- 1	0- 0	AWAY	0- 1	0- 1	0- 0				
0- 3	0- 0	0- 0	NEUTRAL	0- 0	0- 2	0- 1				
0- 0	0- 0	0- 0	CONFERENCE	0- 0	0- 0	0- 0				
0- 0	0- 0	0- 0	HOME	0- 0	0- 0	0- 0				
0- 0	0- 0	0- 0	AWAY	0- 0	0- 0	0- 0				
0- 0	0- 0	0- 0	NEUTRAL	0- 0	0- 0	0- 0				

RPI 1-25				RPI 26-50				RPI 51-100				RPI 101+ Team's RPI: 232			
RPI	S	Opponent	Score	RPI	S	Opponent	Score	RPI	S	Opponent	Score	RPI	S	Opponent	Score
12	A	Tennessee	55 65	31	H	UCF	55 78	72	A	Al abama	47 59	106	N	Wright St.	44 57
												118	N	Marist	69 76
												120	A	Tul sa	54 55
												251	N	Hofstra	50 53
LAST 12 Division I GAMES:															
120	A	Tul sa	54 55	12	A	Tennessee	55 65	72	A	Al abama	47 59	251	N	Hofstra	50 53
												106	N	Wright St.	44 57
												118	N	Marist	69 76
												31	H	UCF	55 78

Non-Div I Games: Webber Int'l 80 52

Stetson

Average RPI Win:	251	WON-LOST	WINNING	LAST 10	STRENGTH OF	OPP. STRENGTH	TEAM	ADJ.	CONF.	ADJ CONF.
Average RPI Loss:	101	RECORD	PCT. RANK	GAMES	SCHEDULE	OF SCHEDULE	RPI	RPI	RPI	RPI
DIV. I ONLY	8- 1	22	1- 0	310	151	116	116	24	24	
DIV. I NON-CONF.	8- 1	22	1- 0	310	151	116	116	24	24	

TOTALS	RPI 1-25	RPI 26-50	W-L RECORDS	RPI 51-100	RPI 101-150	RPI 150+				
8- 1	0- 0	0- 0	OVERALL	0- 0	1- 1	7- 0				
4- 0	0- 0	0- 0	HOME	0- 0	0- 0	4- 0				
4- 1	0- 0	0- 0	AWAY	0- 0	1- 1	3- 0				
0- 0	0- 0	0- 0	NEUTRAL	0- 0	0- 0	0- 0				
8- 1	0- 0	0- 0	NON-CONFERENCE	0- 0	1- 1	7- 0				
4- 0	0- 0	0- 0	HOME	0- 0	0- 0	4- 0				
4- 1	0- 0	0- 0	AWAY	0- 0	1- 1	3- 0				
0- 0	0- 0	0- 0	NEUTRAL	0- 0	0- 0	0- 0				
0- 0	0- 0	0- 0	CONFERENCE	0- 0	0- 0	0- 0				
0- 0	0- 0	0- 0	HOME	0- 0	0- 0	0- 0				
0- 0	0- 0	0- 0	AWAY	0- 0	0- 0	0- 0				
0- 0	0- 0	0- 0	NEUTRAL	0- 0	0- 0	0- 0				

RPI 1-25				RPI 26-50				RPI 51-100				RPI 101+				Team's RPI: 116
RPI	S	Opponent	Score	RPI	S	Opponent	Score	RPI	S	Opponent	Score	RPI	S	Opponent	Score	
												101	A	Rutgers	47	61
												109	A	Penn St.	81	70
												213	A	Sacred Heart	73	58
												247	H	Cornell	63	61
												251	H	Hofstra	77	49
												253	A	Iona	53	51
												258	H	Ga. Southern	72	43
												333	A	Manhattan	79	48
												340	H	Fairleigh Dickinson	63	49

LAST 12 Division I GAMES:																
253	A	Iona	53	51	258	H	Ga. Southern	72	43	333	A	Manhattan	79	48		
340	H	Fairleigh Dickinson	63	49	333	A	Manhattan	79	48	251	H	Hofstra	77	49		
213	A	Sacred Heart	73	58	251	H	Hofstra	77	49	101	A	Rutgers	47	61		
247	H	Cornell	63	61												
109	A	Penn St.	81	70												

Non-Div I Games: SUNY New Paltz 87 50

Stony Brook

Average RPI Win: 144		WON-LOST	WINNING	LAST 10	STRENGTH OF		OPP. STRENGTH	TEAM	ADJ.	CONF.	ADJ CONF.
Average RPI Loss: 15		RECORD	PCT. RANK	GAMES	SCHEDULE		OF SCHEDULE	RPI	RPI	RPI	RPI
DIV. I ONLY		8- 2	46	1- 0	26		148	11	11	1	1
DIV. I NON-CONF.		8- 2	46	1- 0	26		148	11	11	1	1

TOTALS		RPI 1-25		RPI 26-50	W-L RECORDS		RPI 51-100	RPI 101-150		RPI 150+	
8- 2		0- 2		1- 0	OVERALL		2- 0	1- 0		4- 0	
5- 0		0- 0		0- 0	HOME		1- 0	1- 0		3- 0	
0- 2		0- 2		0- 0	AWAY		0- 0	0- 0		0- 0	
3- 0		0- 0		1- 0	NEUTRAL		1- 0	0- 0		1- 0	
8- 2		0- 2		1- 0	NON-CONFERENCE		2- 0	1- 0		4- 0	
5- 0		0- 0		0- 0	HOME		1- 0	1- 0		3- 0	
0- 2		0- 2		0- 0	AWAY		0- 0	0- 0		0- 0	
3- 0		0- 0		1- 0	NEUTRAL		1- 0	0- 0		1- 0	
0- 0		0- 0		0- 0	CONFERENCE		0- 0	0- 0		0- 0	
0- 0		0- 0		0- 0	HOME		0- 0	0- 0		0- 0	
0- 0		0- 0		0- 0	AWAY		0- 0	0- 0		0- 0	
0- 0		0- 0		0- 0	NEUTRAL		0- 0	0- 0		0- 0	

RPI	S	Opponent	Score	RPI	S	Opponent	Score	RPI	S	Opponent	Score	RPI	S	Opponent	Score
10	A	Oregon	73 75	35	N	DePaul	83 81	61	H	Bucknell	70 56	105	H	Texas A&M	75 65
19	A	Minnesota	68 72					90	N	Kansas St.	70 61	161	N	Princeton	92 61
												176	H	North Dakota	85 49
												191	H	Towson	98 55
												334	H	UMES	96 51

LAST 12 Division I GAMES:															
19	A	Minnesota	68 72	334	H	UMES	96 51	191	H	Towson	98 55	10	A	Oregon	73 75
35	N	DePaul	83 81									176	H	North Dakota	85 49
161	N	Princeton	92 61												
90	N	Kansas St.	70 61												
61	H	Bucknell	70 56												
105	H	Texas A&M	75 65												

Non-Div I Games:

Syracuse

Average RPI	Win:	176	WON-LOST	WINNING	LAST 10	STRENGTH OF	OPP. STRENGTH	TEAM	ADJ.	CONF.	ADJ CONF.
Average RPI	Loss:	88	RECORD	PCT. RANK	GAMES	SCHEDULE	OF SCHEDULE	RPI	RPI	RPI	RPI
DIV. I ONLY		7- 1		28	1- 0	166	112	46	46	6	6
DIV. I NON-CONF.		7- 1		28	1- 0	166	112	46	46	6	6
<hr/>											
TOTALS	RPI 1-25		RPI 26-50		W-L RECORDS	RPI 51-100		RPI 101-150		RPI 150+	
7- 1	0- 0		1- 0		OVERALL	0- 1		1- 0		5- 0	
5- 0	0- 0		1- 0		HOME	0- 0		1- 0		3- 0	
2- 0	0- 0		0- 0		AWAY	0- 0		0- 0		2- 0	
0- 1	0- 0		0- 0		NEUTRAL	0- 1		0- 0		0- 0	
7- 1	0- 0		1- 0		NON-CONFERENCE	0- 1		1- 0		5- 0	
5- 0	0- 0		1- 0		HOME	0- 0		1- 0		3- 0	
2- 0	0- 0		0- 0		AWAY	0- 0		0- 0		2- 0	
0- 1	0- 0		0- 0		NEUTRAL	0- 1		0- 0		0- 0	
0- 0	0- 0		0- 0		CONFERENCE	0- 0		0- 0		0- 0	
0- 0	0- 0		0- 0		HOME	0- 0		0- 0		0- 0	
0- 0	0- 0		0- 0		AWAY	0- 0		0- 0		0- 0	
0- 0	0- 0		0- 0		NEUTRAL	0- 0		0- 0		0- 0	

RPI	S	Opponent	Score	RPI	S	Opponent	Score	RPI	S	Opponent	Score
28	H	Duquesne	61 48	88	N	BYU	58 61	107	H	Montana St.	71 49
								155	A	San Diego St.	81 64
								171	H	SMU	65 63
								235	H	Mississippi Val.	96 47
								239	A	Ole Miss	55 50
								300	H	Army West Point	63 38
<hr/>											
LAST 12 Division I GAMES:											
88	N	BYU	58 61	107	H	Montana St.	71 49				
171	H	SMU	65 63	300	H	Army West Point	63 38				
235	H	Mississippi Val.	96 47	239	A	Ole Miss	55 50				
28	H	Duquesne	61 48	155	A	San Diego St.	81 64				

Non-Div I Games:

TCU

Average RPI Win:	288	WON-LOST	WINNING	LAST 10	STRENGTH OF	OPP. STRENGTH	TEAM	ADJ.	CONF.	ADJ CONF.
Average RPI Loss:	92	RECORD	PCT. RANK	GAMES	SCHEDULE	OF SCHEDULE	RPI	RPI	RPI	RPI
DIV. I ONLY	3- 6	237	0- 1	218	81	221	221	8	8	
DIV. I NON-CONF.	3- 6	237	0- 1	218	81	221	221	8	8	

TOTALS	RPI 1-25	RPI 26-50	W-L RECORDS	RPI 51-100	RPI 101-150	RPI 150+				
3- 6	0- 1	0- 1	OVERALL	0- 2	0- 1	3- 1				
2- 0	0- 0	0- 0	HOME	0- 0	0- 0	2- 0				
1- 5	0- 1	0- 1	AWAY	0- 1	0- 1	1- 1				
0- 1	0- 0	0- 0	NEUTRAL	0- 1	0- 0	0- 0				
3- 6	0- 1	0- 1	NON-CONFERENCE	0- 2	0- 1	3- 1				
2- 0	0- 0	0- 0	HOME	0- 0	0- 0	2- 0				
1- 5	0- 1	0- 1	AWAY	0- 1	0- 1	1- 1				
0- 1	0- 0	0- 0	NEUTRAL	0- 1	0- 0	0- 0				
0- 0	0- 0	0- 0	CONFERENCE	0- 0	0- 0	0- 0				
0- 0	0- 0	0- 0	HOME	0- 0	0- 0	0- 0				
0- 0	0- 0	0- 0	AWAY	0- 0	0- 0	0- 0				
0- 0	0- 0	0- 0	NEUTRAL	0- 0	0- 0	0- 0				

RPI 1-25				RPI 26-50				RPI 51-100				RPI 101+ Team's RPI: 221			
RPI	S	Opponent	Score	RPI	S	Opponent	Score	RPI	S	Opponent	Score	RPI	S	Opponent	Score
14	A	Miami (FL)	61 73	35	A	DePaul	88 102	51	A	Villanova	68 76	118	A	Marist	68 74
								97	N	Radford	50 56	239	A	Ole Miss	55 62
												253	H	Iona	59 39
												305	H	Delaware St.	75 61
												307	A	Saint Joseph's	58 52

LAST 12 Division I GAMES:															
51	A	Villanova	68 76	35	A	DePaul	88 102	14	A	Miami (FL)	61 73	118	A	Marist	68 74
253	H	Iona	59 39	97	N	Radford	50 56	239	A	Ole Miss	55 62	253	H	Iona	59 39
305	H	Delaware St.	75 61	307	A	Saint Joseph's	58 52	307	A	Saint Joseph's	58 52	305	H	Delaware St.	75 61

Non-Div I Games:

Temple

Average RPI Win:	176	WON-LOST	WINNING	LAST 10	STRENGTH OF	OPP. STRENGTH	TEAM	ADJ.	CONF.	ADJ CONF.
Average RPI Loss:	0	RECORD	PCT. RANK	GAMES	SCHEDULE	OF SCHEDULE	RPI	RPI	RPI	RPI
DIV. I ONLY	8- 0	1	1- 0	93	165	12	12	5	5	
DIV. I NON-CONF.	8- 0	1	1- 0	93	165	12	12	5	5	

TOTALS	RPI 1-25	RPI 26-50	W-L RECORDS	RPI 51-100	RPI 101-150	RPI 150+				
8- 0	0- 0	2- 0	OVERALL	1- 0	0- 0	5- 0				
4- 0	0- 0	0- 0	HOME	0- 0	0- 0	4- 0				
2- 0	0- 0	1- 0	AWAY	1- 0	0- 0	0- 0				
2- 0	0- 0	1- 0	NEUTRAL	0- 0	0- 0	1- 0				
8- 0	0- 0	2- 0	NON-CONFERENCE	1- 0	0- 0	5- 0				
4- 0	0- 0	0- 0	HOME	0- 0	0- 0	4- 0				
2- 0	0- 0	1- 0	AWAY	1- 0	0- 0	0- 0				
2- 0	0- 0	1- 0	NEUTRAL	0- 0	0- 0	1- 0				
0- 0	0- 0	0- 0	CONFERENCE	0- 0	0- 0	0- 0				
0- 0	0- 0	0- 0	HOME	0- 0	0- 0	0- 0				
0- 0	0- 0	0- 0	AWAY	0- 0	0- 0	0- 0				
0- 0	0- 0	0- 0	NEUTRAL	0- 0	0- 0	0- 0				

RPI	S	Opponent	Score	RPI	S	Opponent	Score	RPI	S	Opponent	Score	RPI	S	Opponent	Score
42	A	Texas	88 82	48	N	Clemson	78 66	96	A	Oklahoma St.	76 63	165	N	UAB	73 69
												175	H	UNC Asheville	73 46
												232	H	Stetson	65 55
												308	H	Presbyterian	97 49
												341	H	Florida A&M	96 31

LAST 12 Division I GAMES:															
165	N	UAB	73 69	42	A	Texas	88 82	341	H	Florida A&M	96 31	175	H	UNC Asheville	73 46
232	H	Stetson	65 55	96	A	Oklahoma St.	76 63	308	H	Presbyterian	97 49				
48	N	Clemson	78 66												

Non-Div I Games:

Tennessee

Average RPI Win:	0	WON-LOST	WINNING	LAST 10	STRENGTH OF	OPP. STRENGTH	TEAM	ADJ.	CONF.	ADJ CONF.
Average RPI Loss:	157	RECORD	PCT. RANK	GAMES	SCHEDULE	OF SCHEDULE	RPI	RPI	RPI	RPI
DIV. I ONLY	0- 9	327	0- 1	72	233	293	293	20	20	
DIV. I NON-CONF.	0- 9	327	0- 1	72	233	293	293	20	20	

TOTALS	RPI 1-25	RPI 26-50	W-L RECORDS	RPI 51-100	RPI 101-150	RPI 150+				
0- 9	0- 1	0- 0	OVERALL	0- 1	0- 3	0- 4				
0- 1	0- 0	0- 0	HOME	0- 0	0- 1	0- 0				
0- 5	0- 1	0- 0	AWAY	0- 0	0- 0	0- 4				
0- 3	0- 0	0- 0	NEUTRAL	0- 1	0- 2	0- 0				
0- 9	0- 1	0- 0	NON-CONFERENCE	0- 1	0- 3	0- 4				
0- 1	0- 0	0- 0	HOME	0- 0	0- 1	0- 0				
0- 5	0- 1	0- 0	AWAY	0- 0	0- 0	0- 4				
0- 3	0- 0	0- 0	NEUTRAL	0- 1	0- 2	0- 0				
0- 0	0- 0	0- 0	CONFERENCE	0- 0	0- 0	0- 0				
0- 0	0- 0	0- 0	HOME	0- 0	0- 0	0- 0				
0- 0	0- 0	0- 0	AWAY	0- 0	0- 0	0- 0				
0- 0	0- 0	0- 0	NEUTRAL	0- 0	0- 0	0- 0				

RPI 1-25				RPI 26-50				RPI 51-100				RPI 101+				Team's RPI: 293
RPI	S	Opponent	Score	RPI	S	Opponent	Score	RPI	S	Opponent	Score	RPI	S	Opponent	Score	
5	A	Louisville	52 107					55	N	Arkansas	55 79	129	N	Wisconsin	53 58	
												133	N	Pittsburgh	56 78	
												147	H	South Alabama	56 78	
												153	A	Vanderbilt	63 89	
												196	A	Troy	67 92	
												275	A	Alabama A&M	57 67	
												319	A	Lipscomb	62 64	
LAST 12 Division I GAMES:																
129	N	Wisconsin	53 58	5	A	Louisville	52 107	5	A	Louisville	52 107	147	H	South Alabama	56 78	
55	N	Arkansas	55 79	147	H	South Alabama	56 78	133	N	Pittsburgh	56 78					
153	A	Vanderbilt	63 89													
196	A	Troy	67 92													
275	A	Alabama A&M	57 67													
319	A	Lipscomb	62 64													

Non-Div I Games:

Tennessee St.

Average RPI	Win:	244	WON-LOST	WINNING	LAST 10	STRENGTH OF	OPP. STRENGTH	TEAM	ADJ.	CONF.	ADJ CONF.
Average RPI	Loss:	46	RECORD	PCT. RANK	GAMES	SCHEDULE	OF SCHEDULE	RPI	RPI	RPI	RPI
DIV. I ONLY		4- 3		138	0- 1	97	167	80	80	20	20
DIV. I NON-CONF.		4- 3		138	0- 1	97	167	80	80	20	20

TOTALS	RPI 1-25		RPI 26-50		W-L RECORDS	RPI 51-100		RPI 101-150		RPI 150+	
4- 3	0- 0		0- 1		OVERALL	1- 2		0- 0		3- 0	
2- 0	0- 0		0- 0		HOME	1- 0		0- 0		1- 0	
2- 2	0- 0		0- 0		AWAY	0- 2		0- 0		2- 0	
0- 1	0- 0		0- 1		NEUTRAL	0- 0		0- 0		0- 0	
4- 3	0- 0		0- 1		NON-CONFERENCE	1- 2		0- 0		3- 0	
2- 0	0- 0		0- 0		HOME	1- 0		0- 0		1- 0	
2- 2	0- 0		0- 0		AWAY	0- 2		0- 0		2- 0	
0- 1	0- 0		0- 1		NEUTRAL	0- 0		0- 0		0- 0	
0- 0	0- 0		0- 0		CONFERENCE	0- 0		0- 0		0- 0	
0- 0	0- 0		0- 0		HOME	0- 0		0- 0		0- 0	
0- 0	0- 0		0- 0		AWAY	0- 0		0- 0		0- 0	
0- 0	0- 0		0- 0		NEUTRAL	0- 0		0- 0		0- 0	

RPI	S	Opponent	Score	RPI	S	Opponent	Score	RPI	S	Opponent	Score	RPI	S	Opponent	Score
				27	N	Old Domini on	73 80	55	A	Arkansas	42 65	233	A	Wi chi ta St.	55 45
								57	A	Xavi er	60 70	328	H	Western Caro.	77 58
								70	H	Mi ddl e Tenn.	68 64	346	A	Charl eston So.	77 55
LAST 12 Di vi si on I GAMES:															
				57	A	Xavi er	60 70	55	A	Arkansas	42 65	233	A	Wi chi ta St.	55 45
								27	N	Ol d Domi ni on	73 80	346	A	Charl eston So.	77 55
								328	H	Western Caro.	77 58	70	H	Mi ddl e Tenn.	68 64

Non-Di v I Games: Cumberland (TN) 88 55

Tennessee Tech

Average RPI	Win: 171	WON-LOST	WINNING	LAST 10	STRENGTH OF	OPP. STRENGTH	TEAM	ADJ.	CONF.	ADJ CONF.
Average RPI	Loss: 18	RECORD	PCT. RANK	GAMES	SCHEDULE	OF SCHEDULE	RPI	RPI	RPI	RPI
DIV. I ONLY	7- 2	51	2- 0	69	99	42	42	6	6	
DIV. I NON-CONF.	7- 2	51	2- 0	69	99	42	42	6	6	

TOTALS	RPI 1-25	RPI 26-50	W-L RECORDS	RPI 51-100	RPI 101-150	RPI 150+				
7- 2	0- 2	2- 0	OVERALL	1- 0	0- 0	4- 0				
3- 2	0- 2	1- 0	HOME	0- 0	0- 0	2- 0				
1- 0	0- 0	0- 0	AWAY	0- 0	0- 0	1- 0				
3- 0	0- 0	1- 0	NEUTRAL	1- 0	0- 0	1- 0				
7- 2	0- 2	2- 0	NON-CONFERENCE	1- 0	0- 0	4- 0				
3- 2	0- 2	1- 0	HOME	0- 0	0- 0	2- 0				
1- 0	0- 0	0- 0	AWAY	0- 0	0- 0	1- 0				
3- 0	0- 0	1- 0	NEUTRAL	1- 0	0- 0	1- 0				
0- 0	0- 0	0- 0	CONFERENCE	0- 0	0- 0	0- 0				
0- 0	0- 0	0- 0	HOME	0- 0	0- 0	0- 0				
0- 0	0- 0	0- 0	AWAY	0- 0	0- 0	0- 0				
0- 0	0- 0	0- 0	NEUTRAL	0- 0	0- 0	0- 0				

RPI 1-25				RPI 26-50				RPI 51-100				RPI 101+			
RPI	S	Opponent	Score	RPI	S	Opponent	Score	RPI	S	Opponent	Score	RPI	S	Opponent	Score
12	H	Tennessee	82 88	28	H	Duquesne	78 41	71	N	Qui nni pi ac	56 55	159	N	Fordham	72 54
23	H	Mi ssi ssi ppi St.	49 67	41	N	Mi chi gan	69 52					282	A	North Texas	64 54
												294	H	UTSA	98 54
												320	H	McNeese	96 40

LAST 12 Di vi si on I GAMES:															
159	N	Fordham	72 54	71	N	Qui nni pi ac	56 55								
41	N	Mi chi gan	69 52	320	H	McNeese	96 40								
12	H	Tennessee	82 88	282	A	North Texas	64 54								
23	H	Mi ssi ssi ppi St.	49 67	28	H	Duquesne	78 41								
294	H	UTSA	98 54												

Non-Di v I Games:

Texas

Average RPI Win: 194		WON-LOST	WINNING	LAST 10	STRENGTH OF		OPP. STRENGTH	TEAM	ADJ.	CONF.	ADJ CONF.
Average RPI Loss: 22		RECORD	PCT. RANK	GAMES	SCHEDULE		OF SCHEDULE	RPI	RPI	RPI	RPI
DIV. I ONLY		6- 2	68	1- 0	223		58	105	105	5	5
DIV. I NON-CONF.		6- 2	68	1- 0	223		58	105	105	5	5

TOTALS		RPI 1-25		RPI 26-50	W-L RECORDS		RPI 51-100	RPI 101-150		RPI 150+	
6- 2		0- 1		0- 1	OVERALL		0- 0	2- 0		4- 0	
4- 1		0- 0		0- 1	HOME		0- 0	1- 0		3- 0	
2- 1		0- 1		0- 0	AWAY		0- 0	1- 0		1- 0	
0- 0		0- 0		0- 0	NEUTRAL		0- 0	0- 0		0- 0	
6- 2		0- 1		0- 1	NON-CONFERENCE		0- 0	2- 0		4- 0	
4- 1		0- 0		0- 1	HOME		0- 0	1- 0		3- 0	
2- 1		0- 1		0- 0	AWAY		0- 0	1- 0		1- 0	
0- 0		0- 0		0- 0	NEUTRAL		0- 0	0- 0		0- 0	
0- 0		0- 0		0- 0	CONFERENCE		0- 0	0- 0		0- 0	
0- 0		0- 0		0- 0	HOME		0- 0	0- 0		0- 0	
0- 0		0- 0		0- 0	AWAY		0- 0	0- 0		0- 0	
0- 0		0- 0		0- 0	NEUTRAL		0- 0	0- 0		0- 0	

RPI	S	Opponent	Score	RPI	S	Opponent	Score	RPI	S	Opponent	Score	RPI	S	Opponent	Score
11	A	Syracuse	65 75	33	H	Lamar University	68 74					135	H	Rice	65 54
												138	A	Houston	68 52
												164	H	Arkansas St.	97 56
												172	A	Little Rock	61 40
												238	H	Jacksonville	73 53
												316	H	Central Ark.	84 27

Team's RPI: 105															
LAST 12 Division I GAMES:															
33	H	Lamar University	68 74	316	H	Central Ark.	84 27								
164	H	Arkansas St.	97 56	138	A	Houston	68 52								
172	A	Little Rock	61 40												
11	A	Syracuse	65 75												
238	H	Jacksonville	73 53												
135	H	Rice	65 54												

Non-Div I Games:

Texas A&M

Average RPI Win:	337	WON-LOST	WINNING	LAST 10	STRENGTH OF	OPP. STRENGTH	TEAM	ADJ.	CONF.	ADJ CONF.
Average RPI Loss:	101	RECORD	PCT. RANK	GAMES	SCHEDULE	OF SCHEDULE	RPI	RPI	RPI	RPI
DIV. I ONLY	2- 5	255	1- 0	133	323	210	210	27	27	
DIV. I NON-CONF.	2- 5	255	1- 0	133	323	210	210	27	27	

TOTALS	RPI 1-25	RPI 26-50	W-L RECORDS	RPI 51-100	RPI 101-150	RPI 150+				
2- 5	0- 0	0- 2	OVERALL	0- 0	0- 2	2- 1				
0- 0	0- 0	0- 0	HOME	0- 0	0- 0	0- 0				
2- 3	0- 0	0- 2	AWAY	0- 0	0- 1	2- 0				
0- 2	0- 0	0- 0	NEUTRAL	0- 0	0- 1	0- 1				
2- 5	0- 0	0- 2	NON-CONFERENCE	0- 0	0- 2	2- 1				
0- 0	0- 0	0- 0	HOME	0- 0	0- 0	0- 0				
2- 3	0- 0	0- 2	AWAY	0- 0	0- 1	2- 0				
0- 2	0- 0	0- 0	NEUTRAL	0- 0	0- 1	0- 1				
0- 0	0- 0	0- 0	CONFERENCE	0- 0	0- 0	0- 0				
0- 0	0- 0	0- 0	HOME	0- 0	0- 0	0- 0				
0- 0	0- 0	0- 0	AWAY	0- 0	0- 0	0- 0				
0- 0	0- 0	0- 0	NEUTRAL	0- 0	0- 0	0- 0				

RPI 1-25				RPI 26-50				RPI 51-100				RPI 101+ Team's RPI: 210			
RPI	S	Opponent	Score	RPI	S	Opponent	Score	RPI	S	Opponent	Score	RPI	S	Opponent	Score
				29	A	Tulane	56 62					121	N	Abilene Christian	39 81
				30	A	Michigan St.	45 91					135	A	Rice	71 76
												188	N	Nicholls St.	57 58
												324	A	UTRGV	69 55
												349	A	Savannah St.	65 41
LAST 12 Division I GAMES:															
				29	A	Tulane	56 62	324	A	UTRGV	69 55				
								30	A	Michigan St.	45 91				
								349	A	Savannah St.	65 41				
								188	N	Nicholls St.	57 58				
								121	N	Abilene Christian	39 81				
								135	A	Rice	71 76				

Non-Div I Games: Paul Quinn 83 54

Texas Southern

Average RPI Win:	266	WON-LOST	WINNING	LAST 10	STRENGTH OF	OPP. STRENGTH	TEAM	ADJ.	CONF.	ADJ CONF.
Average RPI Loss:	106	RECORD	PCT. RANK	GAMES	SCHEDULE	OF SCHEDULE	RPI	RPI	RPI	RPI
DIV. I ONLY	3- 4	201	0- 1	179	175	202	202	19	19	
DIV. I NON-CONF.	3- 4	201	0- 1	179	175	202	202	19	19	

TOTALS	RPI 1-25	RPI 26-50	W-L RECORDS	RPI 51-100	RPI 101-150	RPI 150+				
3- 4	0- 0	0- 1	OVERALL	0- 1	0- 1	3- 1				
1- 2	0- 0	0- 0	HOME	0- 0	0- 1	1- 1				
2- 2	0- 0	0- 1	AWAY	0- 1	0- 0	2- 0				
0- 0	0- 0	0- 0	NEUTRAL	0- 0	0- 0	0- 0				
3- 4	0- 0	0- 1	NON-CONFERENCE	0- 1	0- 1	3- 1				
1- 2	0- 0	0- 0	HOME	0- 0	0- 1	1- 1				
2- 2	0- 0	0- 1	AWAY	0- 1	0- 0	2- 0				
0- 0	0- 0	0- 0	NEUTRAL	0- 0	0- 0	0- 0				
0- 0	0- 0	0- 0	CONFERENCE	0- 0	0- 0	0- 0				
0- 0	0- 0	0- 0	HOME	0- 0	0- 0	0- 0				
0- 0	0- 0	0- 0	AWAY	0- 0	0- 0	0- 0				
0- 0	0- 0	0- 0	NEUTRAL	0- 0	0- 0	0- 0				

RPI 1-25				RPI 26-50				RPI 51-100				RPI 101+ Team's RPI: 202			
RPI	S	Opponent	Score	RPI	S	Opponent	Score	RPI	S	Opponent	Score	RPI	S	Opponent	Score
				39	A	New Mexico	51 82	96	A	Oklahoma St.	55 66	107	H	Montana St.	59 67
												182	H	Oral Roberts	64 81
												188	H	Nicholls St.	72 67
												294	A	UTSA	68 60
												317	A	A&M-Corpus Christi	60 53
LAST 12 Division I GAMES:															
				107	H	Montana St.	59 67	294	A	UTSA	68 60				
				188	H	Nicholls St.	72 67	39	A	New Mexico	51 82				
				96	A	Oklahoma St.	55 66								
				317	A	A&M-Corpus Christi	60 53								
				182	H	Oral Roberts	64 81								

Non-Div I Games:

UNKNOWN

92 39

Texas St.

Average RPI Win:	230	WON-LOST	WINNING	LAST 10	STRENGTH OF	OPP. STRENGTH	TEAM	ADJ.	CONF.	ADJ CONF.
Average RPI Loss:	198	RECORD	PCT. RANK	GAMES	SCHEDULE	OF SCHEDULE	RPI	RPI	RPI	RPI
DIV. I ONLY	5- 2	80	0- 1	244	254	189	189	6	6	
DIV. I NON-CONF.	5- 2	80	0- 1	244	254	189	189	6	6	

TOTALS	RPI 1-25	RPI 26-50	W-L RECORDS	RPI 51-100	RPI 101-150	RPI 150+				
5- 2	0- 0	0- 0	OVERALL	1- 0	0- 0	4- 2				
5- 1	0- 0	0- 0	HOME	1- 0	0- 0	4- 1				
0- 1	0- 0	0- 0	AWAY	0- 0	0- 0	0- 1				
0- 0	0- 0	0- 0	NEUTRAL	0- 0	0- 0	0- 0				
5- 2	0- 0	0- 0	NON-CONFERENCE	1- 0	0- 0	4- 2				
5- 1	0- 0	0- 0	HOME	1- 0	0- 0	4- 1				
0- 1	0- 0	0- 0	AWAY	0- 0	0- 0	0- 1				
0- 0	0- 0	0- 0	NEUTRAL	0- 0	0- 0	0- 0				
0- 0	0- 0	0- 0	CONFERENCE	0- 0	0- 0	0- 0				
0- 0	0- 0	0- 0	HOME	0- 0	0- 0	0- 0				
0- 0	0- 0	0- 0	AWAY	0- 0	0- 0	0- 0				
0- 0	0- 0	0- 0	NEUTRAL	0- 0	0- 0	0- 0				

RPI 1-25				RPI 26-50				RPI 51-100				RPI 101+				Team's RPI: 189
RPI	S	Opponent	Score	RPI	S	Opponent	Score	RPI	S	Opponent	Score	RPI	S	Opponent	Score	
								84	H	SFA	77 69	195	A	Florida	67 72	
												201	H	Idaho	77 88	
												214	H	La. -Monroe	86 42	
												240	H	Jacksonville St.	71 58	
												297	H	Houston Baptist	82 76	
												317	H	A&M-Corpus Christi	78 61	
LAST 12 Division I GAMES:																
				201	H	Idaho	77 88	195	A	Florida	67 72					
				214	H	La. -Monroe	86 42	84	H	SFA	77 69					
				240	H	Jacksonville St.	71 58	297	H	Houston Baptist	82 76					
								317	H	A&M-Corpus Christi	78 61					

Non-Div I Games:

Texas Tech

Toledo				Through Games Of Dec. 11, 2018																		
Average RPI Win:		190	WON-LOST RECORD		WINNING PCT. RANK		LAST 10 GAMES		STRENGTH OF SCHEDULE		OPP. STRENGTH OF SCHEDULE		TEAM RPI		ADJ. RPI		CONF. RPI		ADJ CONF. RPI			
Average RPI Loss:		46																				
DIV. I ONLY			6- 3		99		0- 1		204		10		73		73		10		10			
DIV. I NON-CONF.			6- 3		99		0- 1		204		10		73		73		10		10			
TOTALS		RPI 1-25		RPI 26-50		W-L RECORDS		RPI 51-100		RPI 101-150		RPI 150+										
6- 3		0- 1		2- 0		OVERALL		0- 2		0- 0		4- 0										
2- 1		0- 1		1- 0		HOME		0- 0		0- 0		1- 0										
4- 2		0- 0		1- 0		AWAY		0- 2		0- 0		3- 0										
0- 0		0- 0		0- 0		NEUTRAL		0- 0		0- 0		0- 0										
6- 3		0- 1		2- 0		NON-CONFERENCE		0- 2		0- 0		4- 0										
2- 1		0- 1		1- 0		HOME		0- 0		0- 0		1- 0										
4- 2		0- 0		1- 0		AWAY		0- 2		0- 0		3- 0										
0- 0		0- 0		0- 0		NEUTRAL		0- 0		0- 0		0- 0										
0- 0		0- 0		0- 0		CONFERENCE		0- 0		0- 0		0- 0										
0- 0		0- 0		0- 0		HOME		0- 0		0- 0		0- 0										
0- 0		0- 0		0- 0		AWAY		0- 0		0- 0		0- 0										
0- 0		0- 0		0- 0		NEUTRAL		0- 0		0- 0		0- 0										
RPI 1-25				RPI 26-50				RPI 51-100				Team's RPI: 73				RPI 101+						
RPI	S	Opponent	Score	RPI	S	Opponent	Score	RPI	S	Opponent	Score	RPI	S	Opponent	Score							
1	H	Notre Dame	56 72	28	H	Duquesne	65 52	53	A	Maine	59 73	253	H	Iona	84 38							
				50	A	Belmont	78 69	83	A	Dayton	49 70	256	A	Valparaiso	65 59							
																276	A	Memphis	58 48			
																277	A	Cleveland St.	65 60			

Non-Div I Games:

Toledo

Average RPI Win:	279	WON-LOST	WINNING	LAST 10	STRENGTH OF	OPP. STRENGTH	TEAM	ADJ.	CONF.	ADJ CONF.
Average RPI Loss:	117	RECORD	PCT. RANK	GAMES	SCHEDULE	OF SCHEDULE	RPI	RPI	RPI	RPI

DIV. I ONLY	5- 4	149	1- 0	301	118	191	191	13	13
DIV. I NON-CONF.	5- 4	149	1- 0	301	118	191	191	13	13
TOTALS	RPI 1-25	RPI 26-50	W-L RECORDS	RPI 51-100	RPI 101-150	RPI 150+			
5- 4	0- 1	0- 0	OVERALL	0- 1	0- 1	5- 1			
3- 0	0- 0	0- 0	HOME	0- 0	0- 0	3- 0			
2- 4	0- 1	0- 0	AWAY	0- 1	0- 1	2- 1			
0- 0	0- 0	0- 0	NEUTRAL	0- 0	0- 0	0- 0			
5- 4	0- 1	0- 0	NON-CONFERENCE	0- 1	0- 1	5- 1			
3- 0	0- 0	0- 0	HOME	0- 0	0- 0	3- 0			
2- 4	0- 1	0- 0	AWAY	0- 1	0- 1	2- 1			
0- 0	0- 0	0- 0	NEUTRAL	0- 0	0- 0	0- 0			
0- 0	0- 0	0- 0	CONFERENCE	0- 0	0- 0	0- 0			
0- 0	0- 0	0- 0	HOME	0- 0	0- 0	0- 0			
0- 0	0- 0	0- 0	AWAY	0- 0	0- 0	0- 0			
0- 0	0- 0	0- 0	NEUTRAL	0- 0	0- 0	0- 0			

RPI S Opponent Score	RPI S Opponent Score	RPI S Opponent Score	RPI S Opponent Score
11 A Syracuse 55 98		94 A Wake Forest 53 60	148 A Mt. St. Mary's 78 87
			203 H Massachusetts 78 53
			215 A George Washington 63 76
			269 A UMBC 71 62
			303 H La Salle 92 68
			307 A Saint Joseph's 73 52
			314 H Loyola Maryland 62 57
LAST 12 Division I GAMES:			
307 A Saint Joseph's 73 52	303 H La Salle 92 68	203 H Massachusetts 78 53	
314 H Loyola Maryland 62 57	94 A Wake Forest 53 60		
11 A Syracuse 55 98			
215 A George Washington 63 76			
148 A Mt. St. Mary's 78 87			
269 A UMBC 71 62			

Non-Div I Games:

Towson

Average RPI Win: 241		WON-LOST	WINNING	LAST 10	STRENGTH OF		OPP. STRENGTH	TEAM	ADJ.	CONF.	ADJ CONF.
Average RPI Loss: 46		RECORD	PCT. RANK	GAMES	SCHEDULE		OF SCHEDULE	RPI	RPI	RPI	RPI
DIV. I ONLY		6- 2	68	0- 1	333		31	196	196	19	19
DIV. I NON-CONF.		6- 2	68	0- 1	333		31	196	196	19	19

TOTALS		RPI 1-25		RPI 26-50	W-L RECORDS		RPI 51-100	RPI 101-150		RPI 150+	
6- 2		0- 1		0- 0	OVERALL		0- 1	1- 0		5- 0	
3- 1		0- 0		0- 0	HOME		0- 1	0- 0		3- 0	
1- 1		0- 1		0- 0	AWAY		0- 0	0- 0		1- 0	
2- 0		0- 0		0- 0	NEUTRAL		0- 0	1- 0		1- 0	
6- 2		0- 1		0- 0	NON-CONFERENCE		0- 1	1- 0		5- 0	
3- 1		0- 0		0- 0	HOME		0- 1	0- 0		3- 0	
1- 1		0- 1		0- 0	AWAY		0- 0	0- 0		1- 0	
2- 0		0- 0		0- 0	NEUTRAL		0- 0	1- 0		1- 0	
0- 0		0- 0		0- 0	CONFERENCE		0- 0	0- 0		0- 0	
0- 0		0- 0		0- 0	HOME		0- 0	0- 0		0- 0	
0- 0		0- 0		0- 0	AWAY		0- 0	0- 0		0- 0	
0- 0		0- 0		0- 0	NEUTRAL		0- 0	0- 0		0- 0	

RPI 1-25				RPI 26-50				RPI 51-100				RPI 101+ Team's RPI: 196			
RPI	S	Opponent	Score	RPI	S	Opponent	Score	RPI	S	Opponent	Score	RPI	S	Opponent	Score
22	A	Florida St.	67 103					70	H	Middle Tenn.	64 67	126	N	Sam Houston St.	84 79
												235	N	Mississippi Val.	75 54
												241	H	Alabama St.	116 46
												261	H	Samford	72 52
												289	A	ETSU	84 66
												293	H	Tennessee St.	92 67

LAST 12 Division I GAMES:															
126	N	Sam Houston St.	84 79	70	H	Middle Tenn.	64 67	241	H	Alabama St.	116 46				
289	A	ETSU	84 66					235	N	Mississippi Val.	75 54				
293	H	Tennessee St.	92 67												
261	H	Samford	72 52												
22	A	Florida St.	67 103												

Non-Div I Games:

Troy

T
u
l
a
n
e

Tulane					Through Games Of Dec. 11, 2018							
Average RPI	Win:	187	WON-LOST	WINNING	LAST 10	STRENGTH OF	OPP. STRENGTH	TEAM	ADJ.	CONF.	ADJ CONF.	
Average RPI	Loss:	37	RECORD	PCT. RANK	GAMES	SCHEDULE	OF SCHEDULE	RPI	RPI	RPI	RPI	
DIV. I ONLY	7- 2	51	0- 1	78	61	29	29	8	8			
DIV. I NON-CONF.	7- 2	51	0- 1	78	61	29	29	8	8			

TOTALS		RPI 1-25	RPI 26-50	W-L RECORDS		RPI 51-100	RPI 101-150	RPI 150+				
7- 2	0- 1	0- 0	0- 0	OVERALL		2- 1	0- 0	5- 0				
5- 0	0- 0	0- 0	0- 0	HOME		1- 0	0- 0	4- 0				
1- 1	0- 0	0- 0	0- 0	AWAY		1- 1	0- 0	0- 0				
1- 1	0- 1	0- 0	0- 0	NEUTRAL		0- 0	0- 0	1- 0				
7- 2	0- 1	0- 0	0- 0	NON-CONFERENCE		2- 1	0- 0	5- 0				
5- 0	0- 0	0- 0	0- 0	HOME		1- 0	0- 0	4- 0				
1- 1	0- 0	0- 0	0- 0	AWAY		1- 1	0- 0	0- 0				
1- 1	0- 1	0- 0	0- 0	NEUTRAL		0- 0	0- 0	1- 0				
0- 0	0- 0	0- 0	0- 0	CONFERENCE		0- 0	0- 0	0- 0				
0- 0	0- 0	0- 0	0- 0	HOME		0- 0	0- 0	0- 0				
0- 0	0- 0	0- 0	0- 0	AWAY		0- 0	0- 0	0- 0				
0- 0	0- 0	0- 0	0- 0	NEUTRAL		0- 0	0- 0	0- 0				

RPI 1-25			RPI 26-50		Team's RPI: 29	RPI 51-100			RPI 101+			
RPI S	Opponent		Score	RPI S	Opponent	Score	RPI S	Opponent	Score	RPI S	Opponent	Score
2 N	Cal i forni a		57 65				58 H	Washington	63 51	188 H	Ni chol l s St.	71 46
							68 A	LSU	56 54	210 H	Texas Southern	62 56
							72 A	Al abama	58 69	246 H	Fla. Atlanti c	88 45
										265 H	Southern Mi ss.	71 54
										277 N	Clevel and St.	81 72

LAST 12 Division I GAMES:												
72 A	Al abama		58 69	188 H	Ni chol l s St.		71 46	265 H	Southern Mi ss.		71 54	
68 A	LSU		56 54	246 H	Fla. Atlanti c		88 45	277 N	Clevel and St.		81 72	
210 H	Texas Southern		62 56	2 N	Cal i forni a		57 65	58 H	Washi ngton		63 51	

T
u
l
a
n
e

Non-Div I Games:

Tulane

T
u
l
s
a

Tul sa		Through Games Of Dec. 11, 2018									
Average RPI	Win:	159	WON-LOST RECORD	WINNING PCT. RANK	LAST 10 GAMES	STRENGTH OF SCHEDULE	OPP. STRENGTH OF SCHEDULE	TEAM RPI	ADJ. RPI	CONF. RPI	ADJ CONF. RPI
Average RPI	Loss:	95									
DIV. I ONLY			5- 5	161	0- 1	157	35	120	120	8	8
DIV. I NON-CONF.			5- 5	161	0- 1	157	35	120	120	8	8

TOTALS		RPI 1-25	RPI 26-50		W-L RECORDS		RPI 51-100	RPI 101-150	RPI 150+		
5- 5		0- 0	0- 2		OVERALL		1- 1	1- 1	3- 1		
3- 0		0- 0	0- 0		HOME		0- 0	1- 0	2- 0		
1- 5		0- 0	0- 2		AWAY		0- 1	0- 1	1- 1		
1- 0		0- 0	0- 0		NEUTRAL		1- 0	0- 0	0- 0		
5- 5		0- 0	0- 2		NON-CONFERENCE		1- 1	1- 1	3- 1		
3- 0		0- 0	0- 0		HOME		0- 0	1- 0	2- 0		
1- 5		0- 0	0- 2		AWAY		0- 1	0- 1	1- 1		
1- 0		0- 0	0- 0		NEUTRAL		1- 0	0- 0	0- 0		
0- 0		0- 0	0- 0		CONFERENCE		0- 0	0- 0	0- 0		
0- 0		0- 0	0- 0		HOME		0- 0	0- 0	0- 0		
0- 0		0- 0	0- 0		AWAY		0- 0	0- 0	0- 0		
0- 0		0- 0	0- 0		NEUTRAL		0- 0	0- 0	0- 0		

T
u
l
s
a

RPI 1-25				RPI 26-50				RPI 51-100				RPI 101+ Team's RPI: 120			
RPI	S	Opponent	Score	RPI	S	Opponent	Score	RPI	S	Opponent	Score	RPI	S	Opponent	Score
34	A	Arizona St.	52 70	72	N	Alabama	80 73	121	H	Abilene Christian	75 63				
50	A	Belmont	53 78	84	A	SFA	34 76	142	A	American	52 68				
								164	A	Arkansas St.	60 73				
								182	A	Oral Roberts	76 68				
								190	H	Saint Louis	86 75				
								232	H	Stetson	55 54				
LAST 12 Division I GAMES:															
34	A	Arizona St.	52 70	84	A	SFA	34 76	190	H	Saint Louis	86 75				
164	A	Arkansas St.	60 73	182	A	Oral Roberts	76 68	50	A	Belmont	53 78				
72	N	Alabama	80 73	142	A	American	52 68	121	H	Abilene Christian	75 63				
232	H	Stetson	55 54												

Non-Div I Games:

Tulsa

Average RPI	Win:	275	WON-LOST	WINNING	LAST 10	STRENGTH OF	OPP. STRENGTH	TEAM	ADJ.	CONF.	ADJ CONF.
Average RPI	Loss:	12	RECORD	PCT. RANK	GAMES	SCHEDULE	OF SCHEDULE	RPI	RPI	RPI	RPI
DIV. I ONLY		8- 1		22	0- 1	332	171	165	165	18	18
DIV. I NON-CONF.		8- 1		22	0- 1	332	171	165	165	18	18

TOTALS	RPI 1-25		RPI 26-50		W-L RECORDS	RPI 51-100		RPI 101-150		RPI 150+	
8- 1	0- 1		0- 0		OVERALL	0- 0		0- 0		8- 0	
5- 0	0- 0		0- 0		HOME	0- 0		0- 0		5- 0	
2- 0	0- 0		0- 0		AWAY	0- 0		0- 0		2- 0	
1- 1	0- 1		0- 0		NEUTRAL	0- 0		0- 0		1- 0	
8- 1	0- 1		0- 0		NON-CONFERENCE	0- 0		0- 0		8- 0	
5- 0	0- 0		0- 0		HOME	0- 0		0- 0		5- 0	
2- 0	0- 0		0- 0		AWAY	0- 0		0- 0		2- 0	
1- 1	0- 1		0- 0		NEUTRAL	0- 0		0- 0		1- 0	
0- 0	0- 0		0- 0		CONFERENCE	0- 0		0- 0		0- 0	
0- 0	0- 0		0- 0		HOME	0- 0		0- 0		0- 0	
0- 0	0- 0		0- 0		AWAY	0- 0		0- 0		0- 0	
0- 0	0- 0		0- 0		NEUTRAL	0- 0		0- 0		0- 0	

RPI 1-25				RPI 26-50				RPI 51-100				RPI 101+ Team's RPI: 165			
RPI	S	Opponent	Score	RPI	S	Opponent	Score	RPI	S	Opponent	Score	RPI	S	Opponent	Score
12	N	Tennessee	69 73									179	N	Oklahoma	89 84
												216	H	Appalachian St.	80 61
												261	A	Samford	66 41
												275	H	Alabama A&M	82 47
												276	H	Memphis	85 54
												320	H	McNeese	91 48
												327	A	Chicago St.	90 45
												348	H	Alcorn	80 53
LAST 12 Division I GAMES:															
12	N	Tennessee	69 73	327	A	Chicago St.	90 45								
320	H	McNeese	91 48	276	H	Memphis	85 54								
261	A	Samford	66 41	216	H	Appalachian St.	80 61								
348	H	Alcorn	80 53												
275	H	Alabama A&M	82 47												
179	N	Oklahoma	89 84												

Non-Div I Games:

UAB

U
C
D
a
v
i
s

UC Davis														Through Games Of Dec. 11, 2018									
Average RPI		Win:	227		WON-LOST		WINNING		LAST 10		STRENGTH OF		OPP. STRENGTH		TEAM		ADJ.		CONF.		ADJ CONF.		
Average RPI		Loss:	64		RECORD		PCT. RANK		GAMES		SCHEDULE		OF SCHEDULE		RPI		RPI		RPI		RPI		
DIV. I		ONLY		5- 5		161		0- 1		125		89		115		115		23		23			
DIV. I		NON-CONF.		5- 5		161		0- 1		125		89		115		115		23		23			

TOTALS		RPI 1-25				RPI 26-50				W-L RECORDS		RPI 51-100				RPI 101-150				RPI 150+			
5- 5		0- 1				0- 0				OVERALL		0- 4				0- 0				5- 0			
2- 1		0- 0				0- 0				HOME		0- 1				0- 0				2- 0			
2- 4		0- 1				0- 0				AWAY		0- 3				0- 0				2- 0			
1- 0		0- 0				0- 0				NEUTRAL		0- 0				0- 0				1- 0			
5- 5		0- 1				0- 0				NON-CONFERENCE		0- 4				0- 0				5- 0			
2- 1		0- 0				0- 0				HOME		0- 1				0- 0				2- 0			
2- 4		0- 1				0- 0				AWAY		0- 3				0- 0				2- 0			
1- 0		0- 0				0- 0				NEUTRAL		0- 0				0- 0				1- 0			
0- 0		0- 0				0- 0				CONFERENCE		0- 0				0- 0				0- 0			
0- 0		0- 0				0- 0				HOME		0- 0				0- 0				0- 0			
0- 0		0- 0				0- 0				AWAY		0- 0				0- 0				0- 0			
0- 0		0- 0				0- 0				NEUTRAL		0- 0				0- 0				0- 0			

RPI 1-25				RPI 26-50				RPI 51-100				RPI 101+				Team's RPI: 115							
RPI	S	Opponent		Score		RPI	S	Opponent		Score		RPI	S	Opponent		Score		RPI	S	Opponent		Score	
21	A	Stanford		43 71								56	A	Montana		56 62		185	A	Washington St.		75 62	
												67	A	Loyola Marymount		53 60		208	N	Nevada		84 68	
												85	H	Paci fi c		80 83		227	H	Southern Utah		68 45	
												89	A	Portland St.		50 65		250	H	Seattle U		76 59	
																		266	A	Sacramento St.		109 60	

LAST 12 Division I GAMES:																							
208	N	Nevada		84 68		56	A	Montana		56 62		250	H	Seattle U		76 59		266	A	Sacramento St.		109 60	
67	A	Loyola Marymount		53 60		21	A	Stanford		43 71													
227	H	Southern Utah		68 45																			
185	A	Washington St.		75 62																			
89	A	Portland St.		50 65																			
85	H	Paci fi c		80 83																			

U
C
D
a
v
i
s

Non-Div I Games:

UC Davis

UC Irvine				Through Games Of Dec. 11, 2018							
Average RPI	Win:	237	WON-LOST	WINNING	LAST 10	STRENGTH OF	OPP. STRENGTH	TEAM	ADJ.	CONF.	ADJ CONF.
Average RPI	Loss:	155	RECORD	PCT. RANK	GAMES	SCHEDULE	OF SCHEDULE	RPI	RPI	RPI	RPI
DIV. I ONLY		6- 1		39	0- 1	334	136	200	200	23	23
DIV. I NON-CONF.		6- 1		39	0- 1	334	136	200	200	23	23

TOTALS	RPI 1-25		RPI 26-50		W-L RECORDS	RPI 51-100		RPI 101-150		RPI 150+	
6- 1	0- 0		0- 0		OVERALL	0- 0		1- 0		5- 1	
3- 1	0- 0		0- 0		HOME	0- 0		0- 0		3- 1	
1- 0	0- 0		0- 0		AWAY	0- 0		0- 0		1- 0	
2- 0	0- 0		0- 0		NEUTRAL	0- 0		1- 0		1- 0	
6- 1	0- 0		0- 0		NON-CONFERENCE	0- 0		1- 0		5- 1	
3- 1	0- 0		0- 0		HOME	0- 0		0- 0		3- 1	
1- 0	0- 0		0- 0		AWAY	0- 0		0- 0		1- 0	
2- 0	0- 0		0- 0		NEUTRAL	0- 0		1- 0		1- 0	
0- 0	0- 0		0- 0		CONFERENCE	0- 0		0- 0		0- 0	
0- 0	0- 0		0- 0		HOME	0- 0		0- 0		0- 0	
0- 0	0- 0		0- 0		AWAY	0- 0		0- 0		0- 0	
0- 0	0- 0		0- 0		NEUTRAL	0- 0		0- 0		0- 0	

RPI 1-25				RPI 26-50				RPI 51-100				RPI 101+ Team's RPI: 200			
RPI	S	Opponent	Score	RPI	S	Opponent	Score	RPI	S	Opponent	Score	RPI	S	Opponent	Score
												124	N	Indiana St.	77 61
												155	H	San Diego St.	70 78
												222	H	UNLV	57 55
												227	H	Southern Utah	75 58
												228	A	San Jose St.	74 66
												270	H	CSU Bakersfield	85 78
												350	N	LIU Brooklyn	84 71

LAST 12 Division I GAMES:															
				227	H	Southern Utah	75 58	155	H	San Diego St.	70 78				
				222	H	UNLV	57 55	228	A	San Jose St.	74 66				
								270	H	CSU Bakersfield	85 78				
								124	N	Indiana St.	77 61				
								350	N	LIU Brooklyn	84 71				

Non-Div I Games: LIFE Pacific 105 31

UC Irvine

UC Ri verside										
Average RPI Win:		216	WON-LOST		WINNING	LAST 10		STRENGTH OF		Through Games Of Dec. 11, 2018
Average RPI Loss:		125	RECORD		PCT. RANK	GAMES		SCHEDULE		
DIV. I ONLY		2- 6			264	1- 0		18		301
DIV. I NON-CONF.		2- 6			264	1- 0		18		301
TOTALS		RPI 1-25	RPI 26-50		W-L RECORDS		RPI 51-100		RPI 101-150	
2- 6		0- 1	0- 0		OVERALL		0- 3		0- 0	
2- 0		0- 0	0- 0		HOME		0- 0		0- 0	
0- 4		0- 0	0- 0		AWAY		0- 3		0- 0	
0- 2		0- 1	0- 0		NEUTRAL		0- 0		0- 0	
2- 6		0- 1	0- 0		NON-CONFERENCE		0- 3		0- 0	
2- 0		0- 0	0- 0		HOME		0- 0		0- 0	
0- 4		0- 0	0- 0		AWAY		0- 3		0- 0	
0- 2		0- 1	0- 0		NEUTRAL		0- 0		0- 0	
0- 0		0- 0	0- 0		CONFERENCE		0- 0		0- 0	
0- 0		0- 0	0- 0		HOME		0- 0		0- 0	
0- 0		0- 0	0- 0		AWAY		0- 0		0- 0	
0- 0		0- 0	0- 0		NEUTRAL		0- 0		0- 0	

RPI 1-25				RPI 26-50				RPI 51-100				RPI 101+ Team's RPI: 178			
RPI	S	Opponent	Score	RPI	S	Opponent	Score	RPI	S	Opponent	Score	RPI	S	Opponent	Score
10	N	Oregon	44 94					78	A	Southern Cal i forni a	55 73	187	N	Milwaukee	54 56
								88	A	BYU	70 72	205	H	Coastal Caro.	62 43
								96	A	Oklahoma St.	51 76	227	H	Southern Utah	56 50
												291	A	Cal i forni a Baptist	57 65
LAST 12 Division I GAMES:															
227	H	Southern Utah	56 50	205	H	Coastal Caro.	62 43								
291	A	Cal i forni a Baptist	57 65	96	A	Oklahoma St.	51 76								
187	N	Milwaukee	54 56	88	A	BYU	70 72								
10	N	Oregon	44 94	78	A	Southern Cal i forni a	55 73								

Non-Div I Games:

UC Santa Barbara				Through Games Of Dec. 11, 2018							
Average RPI Win:	282	WON-LOST	WINNING	LAST 10	STRENGTH OF	OPP. STRENGTH	TEAM	ADJ.	CONF.	ADJ CONF.	
Average RPI Loss:	148	RECORD	PCT. RANK	GAMES	SCHEDULE	OF SCHEDULE	RPI	RPI	RPI	RPI	
DIV. I ONLY		2- 7	275	1- 0	226	213	301	301	23	23	
DIV. I NON-CONF.		2- 7	275	1- 0	226	213	301	301	23	23	

TOTALS	RPI 1-25		RPI 26-50		W-L RECORDS		RPI 51-100		RPI 101-150	RPI 150+	
2- 7	0- 0		0- 1		OVERALL		0- 3		0- 0	2- 3	
1- 3	0- 0		0- 1		HOME		0- 1		0- 0	1- 1	
0- 4	0- 0		0- 0		AWAY		0- 2		0- 0	0- 2	
1- 0	0- 0		0- 0		NEUTRAL		0- 0		0- 0	1- 0	
2- 7	0- 0		0- 1		NON-CONFERENCE		0- 3		0- 0	2- 3	
1- 3	0- 0		0- 1		HOME		0- 1		0- 0	1- 1	
0- 4	0- 0		0- 0		AWAY		0- 2		0- 0	0- 2	
1- 0	0- 0		0- 0		NEUTRAL		0- 0		0- 0	1- 0	
0- 0	0- 0		0- 0		CONFERENCE		0- 0		0- 0	0- 0	
0- 0	0- 0		0- 0		HOME		0- 0		0- 0	0- 0	
0- 0	0- 0		0- 0		AWAY		0- 0		0- 0	0- 0	
0- 0	0- 0		0- 0		NEUTRAL		0- 0		0- 0	0- 0	

RPI 1-25				RPI 26-50				RPI 51-100				RPI 101+ Team's RPI : 301			
RPI	S	Opponent	Score	RPI	S	Opponent	Score	RPI	S	Opponent	Score	RPI	S	Opponent	Score
				44	H	Saint Mary's (CA)	55 80	67	H	Loyola Marymount	57 70	222	A	UNLV	51 69
								78	A	Southern California	39 82	231	N	Dartmouth	62 56
								85	A	Pacific	53 69	270	H	CSU Bakersfield	48 56
												272	A	Utah Valley	54 63
												332	H	Grand Canyon	66 55
LAST 12 Division I GAMES:															
				332	H	Grand Canyon	66 55	231	N	Dartmouth	62 56				
				44	H	Saint Mary's (CA)	55 80	85	A	Pacific	53 69				
				222	A	UNLV	51 69	272	A	Utah Valley	54 63				
				67	H	Loyola Marymount	57 70								
				78	A	Southern California	39 82								
				270	H	CSU Bakersfield	48 56								

Non-Div I Games:

Average RPI Win:	134	WON-LOST	WINNING	LAST 10	STRENGTH OF	OPP. STRENGTH	TEAM	ADJ.	CONF.	ADJ CONF.
Average RPI Loss:	46	RECORD	PCT. RANK	GAMES	SCHEDULE	OF SCHEDULE	RPI	RPI	RPI	RPI
DIV. I ONLY	4- 5	194	1- 0	4	193	45	45	2	2	
DIV. I NON-CONF.	4- 5	194	1- 0	4	193	45	45	2	2	

TOTALS	RPI 1-25	RPI 26-50	W-L RECORDS	RPI 51-100	RPI 101-150	RPI 150+				
4- 5	0- 2	0- 1	OVERALL	0- 2	3- 0	1- 0				
4- 1	0- 1	0- 0	HOME	0- 0	3- 0	1- 0				
0- 1	0- 0	0- 0	AWAY	0- 1	0- 0	0- 0				
0- 3	0- 1	0- 1	NEUTRAL	0- 1	0- 0	0- 0				
4- 5	0- 2	0- 1	NON-CONFERENCE	0- 2	3- 0	1- 0				
4- 1	0- 1	0- 0	HOME	0- 0	3- 0	1- 0				
0- 1	0- 0	0- 0	AWAY	0- 1	0- 0	0- 0				
0- 3	0- 1	0- 1	NEUTRAL	0- 1	0- 0	0- 0				
0- 0	0- 0	0- 0	CONFERENCE	0- 0	0- 0	0- 0				
0- 0	0- 0	0- 0	HOME	0- 0	0- 0	0- 0				
0- 0	0- 0	0- 0	AWAY	0- 0	0- 0	0- 0				
0- 0	0- 0	0- 0	NEUTRAL	0- 0	0- 0	0- 0				

RPI 1-25				RPI 26-50				RPI 51-100				RPI 101+			
RPI	S	Opponent	Score	RPI	S	Opponent	Score	RPI	S	Opponent	Score	RPI	S	Opponent	Score
15	H	Indiana	65 67	32	N	North Carolina	49 83	67	A	Loyola Marymount	63 69	110	H	Seton Hall	78 62
18	N	Kentucky	74 75					99	N	South Fla.	56 60	135	H	Rice	59 50
												141	H	Fresno St.	89 80
												151	H	Georgia	80 69

LAST 12 Division I GAMES:															
141	H	Fresno St.	89 80	18	N	Kentucky	74 75	110	H	Seton Hall	78 62				
15	H	Indiana	65 67	32	N	North Carolina	49 83	151	H	Georgia	80 69				
99	N	South Fla.	56 60					135	H	Rice	59 50				
								67	A	Loyola Marymount	63 69				

Non-Div I Games:

UCLA

Average RPI Win: 105
Average RPI Loss: 0

WON-LOST
RECORD

WINNING
PCT. RANK

LAST 10
GAMES

STRENGTH OF
SCHEDULE

OPP. STRENGTH
OF SCHEDULE

TEAM
RPI

ADJ.
RPI

CONF.
RPI

ADJ CONF.
RPI

DIV. I ONLY	9- 0	1	1- 0	12	19	3	3	8	8
DIV. I NON-CONF.	9- 0	1	1- 0	12	19	3	3	8	8
TOTALS	RPI 1-25	RPI 26-50	W-L RECORDS	RPI 51-100	RPI 101-150	RPI 150+			
9- 0	1- 0	1- 0	OVERALL	3- 0	1- 0	3- 0			
3- 0	0- 0	1- 0	HOME	1- 0	1- 0	0- 0			
2- 0	1- 0	0- 0	AWAY	0- 0	0- 0	1- 0			
4- 0	0- 0	0- 0	NEUTRAL	2- 0	0- 0	2- 0			
9- 0	1- 0	1- 0	NON-CONFERENCE	3- 0	1- 0	3- 0			
3- 0	0- 0	1- 0	HOME	1- 0	1- 0	0- 0			
2- 0	1- 0	0- 0	AWAY	0- 0	0- 0	1- 0			
4- 0	0- 0	0- 0	NEUTRAL	2- 0	0- 0	2- 0			
0- 0	0- 0	0- 0	CONFERENCE	0- 0	0- 0	0- 0			
0- 0	0- 0	0- 0	HOME	0- 0	0- 0	0- 0			
0- 0	0- 0	0- 0	AWAY	0- 0	0- 0	0- 0			
0- 0	0- 0	0- 0	NEUTRAL	0- 0	0- 0	0- 0			

RPI 1-25				Team's RPI : 3			
RPI	S	Opponent	Score	RPI	S	Opponent	Score
1	A	Notre Dame	89 71	35	H	DePaul	99 63

UConn

UConn

Non-Div I Games:

UConn

UIC

Through Games Of Dec. 11, 2018

Average RPI Win:	302	WON-LOST	WINNING	LAST 10	STRENGTH OF	OPP. STRENGTH	TEAM	ADJ.	CONF.	ADJ CONF.
Average RPI Loss:	107	RECORD	PCT. RANK	GAMES	SCHEDULE	OF SCHEDULE	RPI	RPI	RPI	RPI
DIV. I ONLY	2- 6	264	0- 1	86	276	218	218	15	15	
DIV. I NON-CONF.	2- 6	264	0- 1	86	276	218	218	15	15	

TOTALS	RPI 1-25	RPI 26-50	W-L RECORDS	RPI 51-100	RPI 101-150	RPI 150+
2- 6	0- 1	0- 0	OVERALL	0- 1	0- 2	2- 2
1- 2	0- 0	0- 0	HOME	0- 0	0- 1	1- 1
1- 4	0- 1	0- 0	AWAY	0- 1	0- 1	1- 1
0- 0	0- 0	0- 0	NEUTRAL	0- 0	0- 0	0- 0
2- 6	0- 1	0- 0	NON-CONFERENCE	0- 1	0- 2	2- 2
1- 2	0- 0	0- 0	HOME	0- 0	0- 1	1- 1
1- 4	0- 1	0- 0	AWAY	0- 1	0- 1	1- 1
0- 0	0- 0	0- 0	NEUTRAL	0- 0	0- 0	0- 0
0- 0	0- 0	0- 0	CONFERENCE	0- 0	0- 0	0- 0
0- 0	0- 0	0- 0	HOME	0- 0	0- 0	0- 0
0- 0	0- 0	0- 0	AWAY	0- 0	0- 0	0- 0
0- 0	0- 0	0- 0	NEUTRAL	0- 0	0- 0	0- 0

UIC

RPI 1-25				RPI 26-50				RPI 51-100				RPI 101+				Team's RPI: 218
RPI	S	Opponent	Score	RPI	S	Opponent	Score	RPI	S	Opponent	Score	RPI	S	Opponent	Score	
6	A	Marquette	32 96					59	A	Northwestern	44 87	112	H	Mi ami (OH)	56 65	
												124	A	Indi ana St.	53 60	
												169	H	Loyol a Chi cago	60 75	
												170	A	Eastern Mi ch.	38 52	
												256	H	Val parai so	75 65	
												347	A	Evansvi lle	62 54	
LAST 12 Di vi si on I GAMES:																
170	A	Eastern Mi ch.	38 52	124	A	Indi ana St.	53 60									
6	A	Marquette	32 96	347	A	Evansvi lle	62 54									
169	H	Loyol a Chi cago	60 75	112	H	Mi ami (OH)	56 65									
59	A	Northwestern	44 87													
256	H	Val parai so	75 65													

Non-Di v I Games:

UIC

Loss, Non-Conf, S Site, H Home A Away N Neutral

Page 306

UMBC										Through Games Of Dec. 11, 2018											
Average RPI Win:		267		WON-LOST RECORD		WINNING PCT. RANK		LAST 10 GAMES		STRENGTH OF SCHEDULE		OPP. STRENGTH OF SCHEDULE		TEAM RPI		ADJ. RPI		CONF. RPI		ADJ CONF. RPI	
Average RPI Loss:		156		3- 5		217		0- 1		279		197		269		269		24		24	
DIV. I ONLY				3- 5		217		0- 1		279		197		269		269		24		24	
DIV. I NON-CONF.				3- 5		217		0- 1		279		197		269		269		24		24	

TOTALS		RPI 1-25		RPI 26-50		W-L RECORDS		RPI 51-100		RPI 101-150		RPI 150+									
3- 5		0- 0		0- 1		OVERALL		0- 0		0- 2		3- 2									
0- 3		0- 0		0- 0		HOME		0- 0		0- 1		0- 2									
1- 2		0- 0		0- 1		AWAY		0- 0		0- 1		1- 0									
2- 0		0- 0		0- 0		NEUTRAL		0- 0		0- 0		2- 0									
3- 5		0- 0		0- 1		NON-CONFERENCE		0- 0		0- 2		3- 2									
0- 3		0- 0		0- 0		HOME		0- 0		0- 1		0- 2									
1- 2		0- 0		0- 1		AWAY		0- 0		0- 1		1- 0									
2- 0		0- 0		0- 0		NEUTRAL		0- 0		0- 0		2- 0									
0- 0		0- 0		0- 0		CONFERENCE		0- 0		0- 0		0- 0									
0- 0		0- 0		0- 0		HOME		0- 0		0- 0		0- 0									
0- 0		0- 0		0- 0		AWAY		0- 0		0- 0		0- 0									
0- 0		0- 0		0- 0		NEUTRAL		0- 0		0- 0		0- 0									

RPI 1-25		RPI 26-50		RPI 51-100		RPI 101+		Team's RPI: 269													
RPI	S	Opponent	Score	RPI	S	Opponent	Score	RPI	S	Opponent	Score	RPI	S	Opponent	Score						
				47	A	Maryland	61 92					142	A	American	42 64						
												148	H	Mt. St. Mary's	52 65						
												191	H	Towson	62 71						
												244	N	Kennesaw St.	57 53						
												251	H	Hofstra	42 45						
												262	A	Coppin St.	57 52						
												294	N	UTSA	72 58						

U
M
E
S

Through Games Of Dec. 11, 2018										
Average RPI Win: 0		WON-LOST RECORD		WINNING PCT. RANK		LAST 10 GAMES		STRENGTH OF SCHEDULE		OPP. STRENGTH OF SCHEDULE
Average RPI Loss: 171										TEAM RPI
DIV. I ONLY		0- 7		327		0- 1		219		230
DIV. I NON-CONF.		0- 7		327		0- 1		219		230
TOTALS		RPI 1-25		RPI 26-50		W-L RECORDS		RPI 51-100		RPI 101-150
0- 7		0- 1		0- 0		OVERALL		0- 1		0- 4
0- 1		0- 0		0- 0		HOME		0- 0		0- 0
0- 6		0- 1		0- 0		AWAY		0- 1		0- 4
0- 0		0- 0		0- 0		NEUTRAL		0- 0		0- 0
0- 7		0- 1		0- 0		NON-CONFERENCE		0- 1		0- 4
0- 1		0- 0		0- 0		HOME		0- 0		0- 0
0- 6		0- 1		0- 0		AWAY		0- 1		0- 4
0- 0		0- 0		0- 0		NEUTRAL		0- 0		0- 0
0- 0		0- 0		0- 0		CONFERENCE		0- 0		0- 0
0- 0		0- 0		0- 0		HOME		0- 0		0- 0
0- 0		0- 0		0- 0		AWAY		0- 0		0- 0
0- 0		0- 0		0- 0		NEUTRAL		0- 0		0- 0

U
M
E
S

RPI 1-25				RPI 26-50				RPI 51-100				RPI 101+ Team's RPI: 334			
RPI	S	Opponent	Score	RPI	S	Opponent	Score	RPI	S	Opponent	Score	RPI	S	Opponent	Score
11	A	Syracuse	51 96					94	A	Wake Forest	67 78	111	H	Buffal o	63 69
												168	A	Georgetown	55 74
												177	A	East Carolina	69 84
												286	A	Ri chmond	55 57
												351	A	Longwood	71 83
LAST 12 Division I GAMES:															
				94	A	Wake Forest	67 78	168	A	Georgetown	55 74				
				11	A	Syracuse	51 96	177	A	East Carolina	69 84				
				351	A	Longwood	71 83								
				286	A	Ri chmond	55 57								
				111	H	Buffal o	63 69								

Non-Di v I Games: Regent 72 16 Cheyney 88 39

UMES

Average RPI Win: 331
Average RPI Loss: 116

DIV. I ONLY	1- 6	300	0- 0	77	275	225	225	30	30
DIV. I NON-CONF.	1- 6	300	0- 0	77	275	225	225	30	30
TOTALS	RPI 1-25	RPI 26-50	W-L RECORDS	RPI 51-100	RPI 101-150	RPI 150+			
1- 6	0- 0	0- 0	OVERALL	0- 3	0- 1	1- 2			
0- 1	0- 0	0- 0	HOME	0- 0	0- 0	0- 1			
1- 5	0- 0	0- 0	AWAY	0- 3	0- 1	1- 1			
0- 0	0- 0	0- 0	NEUTRAL	0- 0	0- 0	0- 0			
1- 6	0- 0	0- 0	NON-CONFERENCE	0- 3	0- 1	1- 2			
0- 1	0- 0	0- 0	HOME	0- 0	0- 0	0- 1			
1- 5	0- 0	0- 0	AWAY	0- 3	0- 1	1- 1			
0- 0	0- 0	0- 0	NEUTRAL	0- 0	0- 0	0- 0			
0- 0	0- 0	0- 0	CONFERENCE	0- 0	0- 0	0- 0			
0- 0	0- 0	0- 0	HOME	0- 0	0- 0	0- 0			
0- 0	0- 0	0- 0	AWAY	0- 0	0- 0	0- 0			
0- 0	0- 0	0- 0	NEUTRAL	0- 0	0- 0	0- 0			

RPI 1-25				RPI 26-50				RPI 51-100				RPI 101+				Team's RPI: 225	
RPI	S	Opponent	Score	RPI	S	Opponent	Score	RPI	S	Opponent	Score	RPI	S	Opponent	Score		
								76	A	Missouri	59	66	102	A	Kansas	55	67
								77	A	Denver	75	92	167	H	George Mason	84	91
								90	A	Kansas St.	50	61	182	A	Oral Roberts	64	75
													331	A	North Dakota St.	69	59
LAST 12 Division I GAMES:																	
				90	A	Kansas St.	50	61	76	A	Missouri	59	66				
				77	A	Denver	75	92	331	A	North Dakota St.	69	59				
				102	A	Kansas	55	67	167	H	George Mason	84	91				
									182	A	Oral Roberts	64	75				

UMKC

Average RPI	Win: 315	WON-LOST	WINNING	LAST 10	STRENGTH OF	OPP. STRENGTH	TEAM	ADJ.	CONF.	ADJ CONF.
Average RPI	Loss: 187	RECORD	PCT. RANK	GAMES	SCHEDULE	OF SCHEDULE	RPI	RPI	RPI	RPI
DIV. I ONLY	2- 7	275	0- 1	253	326	313	313	24	24	
DIV. I NON-CONF.	2- 7	275	0- 1	253	326	313	313	24	24	
<hr/>										
TOTALS	RPI 1-25	RPI 26-50	W-L RECORDS	RPI 51-100	RPI 101-150	RPI 150+				
2- 7	0- 0	0- 0	OVERALL	0- 1	0- 2	2- 4				
1- 3	0- 0	0- 0	HOME	0- 0	0- 1	1- 2				
1- 4	0- 0	0- 0	AWAY	0- 1	0- 1	1- 2				
0- 0	0- 0	0- 0	NEUTRAL	0- 0	0- 0	0- 0				
2- 7	0- 0	0- 0	NON-CONFERENCE	0- 1	0- 2	2- 4				
1- 3	0- 0	0- 0	HOME	0- 0	0- 1	1- 2				
1- 4	0- 0	0- 0	AWAY	0- 1	0- 1	1- 2				
0- 0	0- 0	0- 0	NEUTRAL	0- 0	0- 0	0- 0				
0- 0	0- 0	0- 0	CONFERENCE	0- 0	0- 0	0- 0				
0- 0	0- 0	0- 0	HOME	0- 0	0- 0	0- 0				
0- 0	0- 0	0- 0	AWAY	0- 0	0- 0	0- 0				
0- 0	0- 0	0- 0	NEUTRAL	0- 0	0- 0	0- 0				

RPI 1-25				RPI 26-50				RPI 51-100				RPI 101+ Team's RPI : 313					
RPI	S	Opponent	Score	RPI	S	Opponent	Score	RPI	S	Opponent	Score	RPI	S	Opponent	Score		
								64	A	Butler	36	89	110	A	Seton Hall	57	90
												132	H	Providence	47	71	
												204	A	Holy Cross	54	63	
												247	A	Cornell	54	63	
												268	H	Bryant	57	58	
												280	H	Saint Peter's	59	57	
												284	H	Colgate	52	61	
												350	A	LIU Brooklyn	69	64	
LAST 12 Division I GAMES:																	
132	H	Providence	47	71	350	A	LIU Brooklyn	69	64	110	A	Seton Hall	57	90			
284	H	Colgate	52	61	64	A	Butler	36	89	247	A	Cornell	54	63			
204	A	Holy Cross	54	63	280	H	Saint Peter's	59	57	268	H	Bryant	57	58			

Non-Div I Games: Fisher 79 45

UMass Lowell

Average RPI		Win: 283	WON-LOST RECORD	WINNING PCT. RANK	LAST 10 GAMES	STRENGTH OF SCHEDULE	OPP. STRENGTH OF SCHEDULE	TEAM RPI	ADJ. RPI	CONF. RPI	ADJ. CONF. RPI
Loss: 91											
DIV. I ONLY			4- 3	138	1- 0	221	185	175	175	29	29
DIV. I NON-CONF.			4- 3	138	1- 0	221	185	175	175	29	29
TOTALS		RPI 1-25		RPI 26-50		W-L RECORDS	RPI 51-100	RPI 101-150		RPI 150+	
4- 3	0- 1		0- 0	OVERALL	0- 1	0- 0	4- 1				
4- 0	0- 0		0- 0	HOME	0- 0	0- 0	4- 0				
0- 3	0- 1		0- 0	AWAY	0- 1	0- 0	0- 1				
0- 0	0- 0		0- 0	NEUTRAL	0- 0	0- 0	0- 0				
4- 3	0- 1		0- 0	NON-CONFERENCE	0- 1	0- 0	4- 1				
4- 0	0- 0		0- 0	HOME	0- 0	0- 0	4- 0				
0- 3	0- 1		0- 0	AWAY	0- 1	0- 0	0- 1				
0- 0	0- 0		0- 0	NEUTRAL	0- 0	0- 0	0- 0				
0- 0	0- 0		0- 0	CONFERENCE	0- 0	0- 0	0- 0				
0- 0	0- 0		0- 0	HOME	0- 0	0- 0	0- 0				
0- 0	0- 0		0- 0	AWAY	0- 0	0- 0	0- 0				
0- 0	0- 0		0- 0	NEUTRAL	0- 0	0- 0	0- 0				

RPI 1-25				RPI 26-50				RPI 51-100				RPI 101+				Team's RPI : 175	
RPI	S	Opponent	Score	RPI	S	Opponent	Score	RPI	S	Opponent	Score	RPI	S	Opponent	Score		
12	A	Tennessee	46 73					74	A	Charlotte	53 70	186	A	Furman	47 58		
												207	H	Wofford	60 46		
												289	H	ETSU	56 55		
												306	H	Davi dson	69 56		
												328	H	Western Caro.	74 49		
LAST 12 Division I GAMES:																	
289	H	ETSU	56 55	74	A	Charlotte	53 70										
186	A	Furman	47 58														
207	H	Wofford	60 46														
306	H	Davi dson	69 56														
328	H	Western Caro.	74 49														
12	A	Tennessee	46 73														

Non-Div I Games:	Warren Wilson	92	31
------------------	---------------	----	----

UNC Asheville | I e

■ Loss, ■ Non-Conf, S Site, H Home A Away N Neutral

U
N
C
G
r
e
e
n
s
b
o
r
o

UNC Greensboro											
Average RPI Win:		0		WON-LOST		WINNING		LAST 10		STRENGTH OF	
Average RPI Loss:		215		RECORD		PCT. RANK		GAMES		SCHEDULE	
DIV. I ONLY		0- 4		327		0- 0		194		333	
DIV. I NON-CONF.		0- 4		327		0- 0		194		333	
TOTALS		RPI 1-25		RPI 26-50		W-L RECORDS		RPI 51-100		RPI 101-150	
0- 4		0- 0		0- 0		OVERALL		0- 0		0- 0	
0- 0		0- 0		0- 0		HOME		0- 0		0- 0	
0- 4		0- 0		0- 0		AWAY		0- 0		0- 0	
0- 0		0- 0		0- 0		NEUTRAL		0- 0		0- 0	
0- 4		0- 0		0- 0		NON-CONFERENCE		0- 0		0- 0	
0- 0		0- 0		0- 0		HOME		0- 0		0- 0	
0- 4		0- 0		0- 0		AWAY		0- 0		0- 0	
0- 0		0- 0		0- 0		NEUTRAL		0- 0		0- 0	
0- 0		0- 0		0- 0		CONFERENCE		0- 0		0- 0	
0- 0		0- 0		0- 0		HOME		0- 0		0- 0	
0- 0		0- 0		0- 0		AWAY		0- 0		0- 0	
0- 0		0- 0		0- 0		NEUTRAL		0- 0		0- 0	

U
N
C
G
r
e
e
n
s
b
o
r
o

RPI 1-25				RPI 26-50				RPI 51-100				RPI 101+ Team's RPI: 337			
RPI	S	Opponent	Score	RPI	S	Opponent	Score	RPI	S	Opponent	Score	RPI	S	Opponent	Score
												173	A	Georgia St.	63 70
												197	A	Campbell	49 53
												216	A	Appalachian St.	65 68
												274	A	High Point	75 82
LAST 12 Division I GAMES:															
								274	A	High Point	75 82				
								197	A	Campbell	49 53				
								216	A	Appalachian St.	65 68				
								173	A	Georgia St.	63 70				

Non-Div I Games:

Pfeiffer9223UNC Pembroke7232Lees-McRae9236Young Harris6229

UNC Greensboro

Average RPI	Win:	328	WON-LOST	WINNING	LAST 10	STRENGTH OF	OPP. STRENGTH	TEAM	ADJ.	CONF.	ADJ CONF.
Average RPI	Loss:	65	RECORD	PCT. RANK	GAMES	SCHEDULE	OF SCHEDULE	RPI	RPI	RPI	RPI
DIV. I ONLY		3- 3		161	0- 1	248	246	194	194	13	13
DIV. I NON-CONF.		3- 3		161	0- 1	248	246	194	194	13	13

TOTALS	RPI 1-25		RPI 26-50		W-L RECORDS	RPI 51-100		RPI 101-150		RPI 150+	
3- 3	0- 0		0- 1		OVERALL	0- 2		0- 0		3- 0	
2- 0	0- 0		0- 0		HOME	0- 0		0- 0		2- 0	
1- 3	0- 0		0- 1		AWAY	0- 2		0- 0		1- 0	
0- 0	0- 0		0- 0		NEUTRAL	0- 0		0- 0		0- 0	
3- 3	0- 0		0- 1		NON-CONFERENCE	0- 2		0- 0		3- 0	
2- 0	0- 0		0- 0		HOME	0- 0		0- 0		2- 0	
1- 3	0- 0		0- 1		AWAY	0- 2		0- 0		1- 0	
0- 0	0- 0		0- 0		NEUTRAL	0- 0		0- 0		0- 0	
0- 0	0- 0		0- 0		CONFERENCE	0- 0		0- 0		0- 0	
0- 0	0- 0		0- 0		HOME	0- 0		0- 0		0- 0	
0- 0	0- 0		0- 0		AWAY	0- 0		0- 0		0- 0	
0- 0	0- 0		0- 0		NEUTRAL	0- 0		0- 0		0- 0	

RPI 1-25				RPI 26-50				RPI 51-100				RPI 101+ Team's RPI: 194			
RPI	S	Opponent	Score	RPI	S	Opponent	Score	RPI	S	Opponent	Score	RPI	S	Opponent	Score
				32	A	North Carolina	55 82	81	A	VCU	47 58	308	H	Presbyteria n	63 48
								82	A	Ohio	72 95	332	H	Grand Canyon	77 55
												345	A	N.C. Central	89 82
LAST 12 Division I GAMES:															
				81	A	VCU	47 58	32	A	North Carolina	55 82				
				345	A	N.C. Central	89 82								
				332	H	Grand Canyon	77 55								
				308	H	Presbyteria n	63 48								
				82	A	Ohio	72 95								

Non-Div I Games: Fayetteville St. 72 54 Belmont Abbey 74 58

UNCW

UNIU
N
I

UNI

Average RPI	Win:	301	WON-LOST	WINNING	LAST 10	STRENGTH OF	OPP. STRENGTH	TEAM	ADJ.	CONF.	ADJ CONF.
Average RPI	Loss:	116	RECORD	PCT. RANK	GAMES	SCHEDULE	OF SCHEDULE	RPI	RPI	RPI	RPI
DIV. I ONLY		1- 7	307	0- 1	16	295	222	222	9	9	
DIV. I NON-CONF.		1- 7	307	0- 1	16	295	222	222	9	9	

TOTALS	RPI 1-25		RPI 26-50		W-L RECORDS	RPI 51-100		RPI 101-150		RPI 150+	
1- 7	0- 1		0- 1		OVERALL	0- 2		0- 1		1- 2	
1- 4	0- 1		0- 0		HOME	0- 2		0- 1		1- 0	
0- 3	0- 0		0- 1		AWAY	0- 0		0- 0		0- 2	
0- 0	0- 0		0- 0		NEUTRAL	0- 0		0- 0		0- 0	
1- 7	0- 1		0- 1		NON-CONFERENCE	0- 2		0- 1		1- 2	
1- 4	0- 1		0- 0		HOME	0- 2		0- 1		1- 0	
0- 3	0- 0		0- 1		AWAY	0- 0		0- 0		0- 2	
0- 0	0- 0		0- 0		NEUTRAL	0- 0		0- 0		0- 0	
0- 0	0- 0		0- 0		CONFERENCE	0- 0		0- 0		0- 0	
0- 0	0- 0		0- 0		HOME	0- 0		0- 0		0- 0	
0- 0	0- 0		0- 0		AWAY	0- 0		0- 0		0- 0	
0- 0	0- 0		0- 0		NEUTRAL	0- 0		0- 0		0- 0	

RPI 1-25				RPI 26-50				RPI 51-100				RPI 101+ Team's RPI: 222			
RPI	S	Opponent	Score	RPI	S	Opponent	Score	RPI	S	Opponent	Score	RPI	S	Opponent	Score
16	H	Gonzaga	59 70	43	A	Duke	38 66	70	H	Middle Tenn.	62 66	106	H	Wright St.	52 68
								78	H	Southern California	72 86	200	A	UC Irvine	55 57
												296	A	South Carolina St.	49 58
												301	H	UC Santa Barbara	69 51
LAST 12 Division I GAMES:															
				70	H	Middle Tenn.	62 66	16	H	Gonzaga	59 70				
				296	A	South Carolina St.	49 58	200	A	UC Irvine	55 57				
				43	A	Duke	38 66	106	H	Wright St.	52 68				
				78	H	Southern California	72 86								
				301	H	UC Santa Barbara	69 51								

Non-Div I Games:

UNLV

Average RPI	Win:	345	WON-LOST	WINNING	LAST 10	STRENGTH OF	OPP. STRENGTH	TEAM	ADJ.	CONF.	ADJ CONF.
Average RPI	Loss:	206	RECORD	PCT. RANK	GAMES	SCHEDULE	OF SCHEDULE	RPI	RPI	RPI	RPI
DIV. I ONLY		1- 6		300	0- 0	308	284	325	325	29	29
DIV. I NON-CONF.		1- 6		300	0- 0	308	284	325	325	29	29

TOTALS	RPI 1-25		RPI 26-50		W-L RECORDS	RPI 51-100		RPI 101-150		RPI 150+	
1- 6	0- 0		0- 1		OVERALL	0- 0		0- 1		1- 4	
0- 0	0- 0		0- 0		HOME	0- 0		0- 0		0- 0	
1- 6	0- 0		0- 1		AWAY	0- 0		0- 1		1- 4	
0- 0	0- 0		0- 0		NEUTRAL	0- 0		0- 0		0- 0	
1- 6	0- 0		0- 1		NON-CONFERENCE	0- 0		0- 1		1- 4	
0- 0	0- 0		0- 0		HOME	0- 0		0- 0		0- 0	
1- 6	0- 0		0- 1		AWAY	0- 0		0- 1		1- 4	
0- 0	0- 0		0- 0		NEUTRAL	0- 0		0- 0		0- 0	
0- 0	0- 0		0- 0		CONFERENCE	0- 0		0- 0		0- 0	
0- 0	0- 0		0- 0		HOME	0- 0		0- 0		0- 0	
0- 0	0- 0		0- 0		AWAY	0- 0		0- 0		0- 0	
0- 0	0- 0		0- 0		NEUTRAL	0- 0		0- 0		0- 0	

RPI 1-25				RPI 26-50				RPI 51-100				RPI 101+ Team's RPI: 325			
RPI	S	Opponent	Score	RPI	S	Opponent	Score	RPI	S	Opponent	Score	RPI	S	Opponent	Score
				37	A	Virginia Tech	45 96					123	A	Nebraska	64 87
												186	A	Furman	67 78
												264	A	Omaha	69 96
												296	A	South Carolina St.	66 71
												328	A	Western Caro.	64 68
												345	A	N.C. Central	82 63
LAST 12 Division I GAMES:															
				186	A	Furman	67 78	328	A	Western Caro.	64 68				
				123	A	Nebraska	64 87	296	A	South Carolina St.	66 71				
				264	A	Omaha	69 96	345	A	N.C. Central	82 63				
				37	A	Virginia Tech	45 96								

Non-Div I Games: Converse 69 51 UNKNOWN 101 53

USC Upstate

UT Arlington											
Average RPI Win: 257		WON-LOST RECORD		WINNING PCT. RANK		LAST 10 GAMES		STRENGTH OF SCHEDULE		OPP. STRENGTH OF SCHEDULE	
Average RPI Loss: 98										TEAM RPI	
ADJ. RPI		CONF. RPI		ADJ. CONF. RPI							
DIV. I ONLY		5- 2		80		1- 0		328		101	
DIV. I NON-CONF.		5- 2		80		1- 0		328		101	
TOTALS		RPI 1-25		RPI 26-50		W-L RECORDS		RPI 51-100		RPI 101-150	
5- 2		0- 0		0- 0		OVERALL		0- 1		0- 1	
2- 1		0- 0		0- 0		HOME		0- 1		0- 0	
3- 1		0- 0		0- 0		AWAY		0- 0		0- 1	
0- 0		0- 0		0- 0		NEUTRAL		0- 0		0- 0	
5- 2		0- 0		0- 0		NON-CONFERENCE		0- 1		0- 1	
2- 1		0- 0		0- 0		HOME		0- 1		0- 0	
3- 1		0- 0		0- 0		AWAY		0- 0		0- 1	
0- 0		0- 0		0- 0		NEUTRAL		0- 0		0- 0	
0- 0		0- 0		0- 0		CONFERENCE		0- 0		0- 0	
0- 0		0- 0		0- 0		HOME		0- 0		0- 0	
0- 0		0- 0		0- 0		AWAY		0- 0		0- 0	
0- 0		0- 0		0- 0		NEUTRAL		0- 0		0- 0	

RPI 1-25				RPI 26-50				RPI 51-100				RPI 101+ Team's RPI: 199			
RPI	S	Opponent	Score	RPI	S	Opponent	Score	RPI	S	Opponent	Score	RPI	S	Opponent	Score
								55	H	Arkansas	65 66	141	A	Fresno St.	61 70
												182	A	Oral Roberts	80 62
												242	A	San Francisco	80 73
												255	H	Grambling	78 54
												288	A	Incarnate Word	97 49
												318	H	Jackson St.	99 63
LAST 12 Division I GAMES:															
				182	A	Oral Roberts	80 62	242	A	San Francisco	80 73				
				288	A	Incarnate Word	97 49	141	A	Fresno St.	61 70				
								255	H	Grambling	78 54				
								55	H	Arkansas	65 66				
								318	H	Jackson St.	99 63				

Non-Div I Games:

Average RPI	Win:	199	WON-LOST	WINNING	LAST 10	STRENGTH OF	OPP. STRENGTH	TEAM	ADJ.	CONF.	ADJ CONF.
Average RPI	Loss:	33	RECORD	PCT. RANK	GAMES	SCHEDULE	OF SCHEDULE	RPI	RPI	RPI	RPI
DIV. I ONLY		5- 3		114	1- 0	138	56	62	62	20	20
DIV. I NON-CONF.		5- 3		114	1- 0	138	56	62	62	20	20

TOTALS	RPI 1-25		RPI 26-50		W-L RECORDS	RPI 51-100		RPI 101-150		RPI 150+	
5- 3	0- 1		0- 1		OVERALL	1- 1		0- 0		4- 0	
3- 0	0- 0		0- 0		HOME	0- 0		0- 0		3- 0	
2- 3	0- 1		0- 1		AWAY	1- 1		0- 0		1- 0	
0- 0	0- 0		0- 0		NEUTRAL	0- 0		0- 0		0- 0	
5- 3	0- 1		0- 1		NON-CONFERENCE	1- 1		0- 0		4- 0	
3- 0	0- 0		0- 0		HOME	0- 0		0- 0		3- 0	
2- 3	0- 1		0- 1		AWAY	1- 1		0- 0		1- 0	
0- 0	0- 0		0- 0		NEUTRAL	0- 0		0- 0		0- 0	
0- 0	0- 0		0- 0		CONFERENCE	0- 0		0- 0		0- 0	
0- 0	0- 0		0- 0		HOME	0- 0		0- 0		0- 0	
0- 0	0- 0		0- 0		AWAY	0- 0		0- 0		0- 0	
0- 0	0- 0		0- 0		NEUTRAL	0- 0		0- 0		0- 0	

RPI 1-25				RPI 26-50				RPI 51-100				Team's RPI: 62	RPI 101+			
RPI	S	Opponent	Score	RPI	S	Opponent	Score	RPI	S	Opponent	Score		RPI	S	Opponent	Score
5	A	Louisville	62 102	36	A	IUPUI	72 73	59	A	Northwestern	64 90		157	H	Southern Ill.	95 94
								93	A	Chattanooga	81 79		164	H	Arkansas St.	97 91
													261	H	Samford	89 68
													319	A	Lipscomb	62 53

LAST 12 Division I GAMES:																
		5	A	Louisville	62	102				319	A	Lipscomb	62	53		
		93	A	Chattanooga	81	79				261	H	Samford	89	68		
		59	A	Northwestern	64	90										
		164	H	Arkansas St.	97	91										
		36	A	IUPUI	72	73										
		157	H	Southern Ill.	95	94										

Non-Div I Games: Christian Bros. 108 82

UT Martin

U
T
E
P

UTEP				Through Games Of Dec. 11, 2018							
Average RPI	Win:	309	WON-LOST	WINNING	LAST 10	STRENGTH OF	OPP. STRENGTH	TEAM	ADJ.	CONF.	ADJ CONF.
Average RPI	Loss:	139	RECORD	PCT. RANK	GAMES	SCHEDULE	OF SCHEDULE	RPI	RPI	RPI	RPI
DIV. I ONLY			2- 7	275	0- 1	231	266	322	322	18	18
DIV. I NON-CONF.			2- 7	275	0- 1	231	266	322	322	18	18

TOTALS	RPI 1-25			RPI 26-50		W-L RECORDS		RPI 51-100		RPI 101-150	RPI 150+
2- 7	0- 0			0- 1		OVERALL		0- 2		0- 1	2- 3
2- 5	0- 0			0- 0		HOME		0- 2		0- 1	2- 2
0- 2	0- 0			0- 1		AWAY		0- 0		0- 0	0- 1
0- 0	0- 0			0- 0		NEUTRAL		0- 0		0- 0	0- 0
2- 7	0- 0			0- 1		NON-CONFERENCE		0- 2		0- 1	2- 3
2- 5	0- 0			0- 0		HOME		0- 2		0- 1	2- 2
0- 2	0- 0			0- 1		AWAY		0- 0		0- 0	0- 1
0- 0	0- 0			0- 0		NEUTRAL		0- 0		0- 0	0- 0
0- 0	0- 0			0- 0		CONFERENCE		0- 0		0- 0	0- 0
0- 0	0- 0			0- 0		HOME		0- 0		0- 0	0- 0
0- 0	0- 0			0- 0		AWAY		0- 0		0- 0	0- 0
0- 0	0- 0			0- 0		NEUTRAL		0- 0		0- 0	0- 0

U
T
E
P

RPI 1-25				RPI 26-50				RPI 51-100				RPI 101+ Team's RPI: 322			
RPI	S	Opponent	Score	RPI	S	Opponent	Score	RPI	S	Opponent	Score	RPI	S	Opponent	Score
				39	A	New Mexico	51 69	86	H	New Mexico St.	65 69	121	H	Abilene Christian	69 70
								89	H	Portland St.	61 89	164	H	Arkansas St.	66 67
												188	H	Nicholls St.	56 58
												270	H	CSU Bakersfield	53 47
												287	A	Weber St.	63 68
												348	H	Alcorn	77 51
LAST 12 Division I GAMES:															
				188	H	Nicholls St.	56 58	89	H	Portland St.	61 89				
				86	H	New Mexico St.	65 69	39	A	New Mexico	51 69				
				270	H	CSU Bakersfield	53 47	164	H	Arkansas St.	66 67				
				348	H	Alcorn	77 51	287	A	Weber St.	63 68				
								121	H	Abilene Christian	69 70				

Non-Div I Games:

UTEP

Average RPI Win: 302
Average RPI Loss: 256

WON-LOST
RECORD

WINNING
PCT. RANK

LAST 10
GAMES

STRENGTH OF
SCHEDULE

OPP. STRENGTH
OF SCHEDULE

TEAM
RPI

ADJ.
RPI

CONF.
RPI

ADJ CONF.
RPI

DIV. I ONLY
DIV. I NON-CONF.

4- 4
4- 4

161
161

0- 1
0- 1

346
346

290
290

324
324

324
324

30
30

30
30

TOTALS

RPI 1-25

RPI 26-50

W-L RECORDS

RPI 51-100

RPI 101-150

RPI 150+

4- 4
2- 2
2- 2
0- 0

0- 0
0- 0
0- 0
0- 0

0- 0
0- 0
0- 0
0- 0

OVERALL
HOME
AWAY
NEUTRAL

0- 0
0- 0
0- 0
0- 0

0- 0
0- 0
0- 0
0- 0

4- 4
2- 2
2- 2
0- 0

4- 4
2- 2
2- 2
0- 0

0- 0
0- 0
0- 0
0- 0

0- 0
0- 0
0- 0
0- 0

NON-CONFERENCE
HOME
AWAY
NEUTRAL

0- 0
0- 0
0- 0
0- 0

0- 0
0- 0
0- 0
0- 0

4- 4
2- 2
2- 2
0- 0

0- 0
0- 0
0- 0
0- 0

0- 0
0- 0
0- 0
0- 0

0- 0
0- 0
0- 0
0- 0

CONFERENCE
HOME
AWAY
NEUTRAL

0- 0
0- 0
0- 0
0- 0

0- 0
0- 0
0- 0
0- 0













0- 0
0- 0
0- 0
0- 0

RPI S Opponent Score













RPI S Opponent Score

RPI S Opponent Score

RPI S Opponent Score Team's RPI: 324

203  Massachusetts 70  74
210  Texas Southern 55  69
226  Prairie View 57 50
294  UTSA 58  61
317  A&M-Corpus Christi 70 57
317  A&M-Corpus Christi 49  59
329  Canisius 57 53
335  Louisiana 75 60

LAST 12 Division I GAMES:

210  Texas Southern 55  69
317  A&M-Corpus Christi 70 57
335  Louisiana 75 60
226  Prairie View 57 50
203  Massachusetts 70  74
329  Canisius 57 53
294  UTSA 58  61
317  A&M-Corpus Christi 49  59

Non-Div I Games:

Texas Lutheran

82 38

UNKNOWN

74 43

UTRGV

Average RPI Win:	306	WON-LOST	WINNING	LAST 10	STRENGTH OF	OPP. STRENGTH	TEAM	ADJ.	CONF.	ADJ CONF.
Average RPI Loss:	125	RECORD	PCT. RANK	GAMES	SCHEDULE	OF SCHEDULE	RPI	RPI	RPI	RPI
DIV. I ONLY	2- 6	264	0- 1	175	214	294	294	18	18	
DIV. I NON-CONF.	2- 6	264	0- 1	175	214	294	294	18	18	

TOTALS	RPI 1-25	RPI 26-50	W-L RECORDS	RPI 51-100	RPI 101-150	RPI 150+				
2- 6	0- 0	0- 2	OVERALL	0- 1	0- 1	2- 2				
2- 3	0- 0	0- 1	HOME	0- 1	0- 0	2- 1				
0- 2	0- 0	0- 1	AWAY	0- 0	0- 1	0- 0				
0- 1	0- 0	0- 0	NEUTRAL	0- 0	0- 0	0- 1				
2- 6	0- 0	0- 2	NON-CONFERENCE	0- 1	0- 1	2- 2				
2- 3	0- 0	0- 1	HOME	0- 1	0- 0	2- 1				
0- 2	0- 0	0- 1	AWAY	0- 0	0- 1	0- 0				
0- 1	0- 0	0- 0	NEUTRAL	0- 0	0- 0	0- 1				
0- 0	0- 0	0- 0	CONFERENCE	0- 0	0- 0	0- 0				
0- 0	0- 0	0- 0	HOME	0- 0	0- 0	0- 0				
0- 0	0- 0	0- 0	AWAY	0- 0	0- 0	0- 0				
0- 0	0- 0	0- 0	NEUTRAL	0- 0	0- 0	0- 0				

RPI 1-25				RPI 26-50				RPI 51-100				RPI 101+ Team's RPI: 294			
RPI	S	Opponent	Score	RPI	S	Opponent	Score	RPI	S	Opponent	Score	RPI	S	Opponent	Score
				36	H	IUPUI	50 58	92	H	Utah St.	56 62	110	A	Seton Hall	53 84
				42	A	Texas	54 98					202	H	Texas St.	60 68
												269	N	UMBC	58 72
												287	H	Weber St.	66 59
												324	H	UTRGV	61 58
LAST 12 Division I GAMES:															
				92	H	Utah St.	56 62	110	A	Seton Hall	53 84				
				42	A	Texas	54 98	269	N	UMBC	58 72				
				287	H	Weber St.	66 59								
				36	H	IUPUI	50 58								
				202	H	Texas St.	60 68								
				324	H	UTRGV	61 58								

Non-Div I Games: Concordia (TX) 78 51

UTSA

Average RPI	Win:	190	WON-LOST	WINNING	LAST 10	STRENGTH OF	OPP. STRENGTH	TEAM	ADJ.	CONF.	ADJ CONF.
Average RPI	Loss:	0	RECORD	PCT. RANK	GAMES	SCHEDULE	OF SCHEDULE	RPI	RPI	RPI	RPI
DIV. I ONLY		8- 0		1	1- 0	339	11	98	98	2	2
DIV. I NON-CONF.		8- 0		1	1- 0	339	11	98	98	2	2

TOTALS	RPI 1-25		RPI 26-50		W-L RECORDS	RPI 51-100		RPI 101-150		RPI 150+	
8- 0	0- 0		0- 0		OVERALL	3- 0		0- 0		5- 0	
6- 0	0- 0		0- 0		HOME	3- 0		0- 0		3- 0	
2- 0	0- 0		0- 0		AWAY	0- 0		0- 0		2- 0	
0- 0	0- 0		0- 0		NEUTRAL	0- 0		0- 0		0- 0	
8- 0	0- 0		0- 0		NON-CONFERENCE	3- 0		0- 0		5- 0	
6- 0	0- 0		0- 0		HOME	3- 0		0- 0		3- 0	
2- 0	0- 0		0- 0		AWAY	0- 0		0- 0		2- 0	
0- 0	0- 0		0- 0		NEUTRAL	0- 0		0- 0		0- 0	
0- 0	0- 0		0- 0		CONFERENCE	0- 0		0- 0		0- 0	
0- 0	0- 0		0- 0		HOME	0- 0		0- 0		0- 0	
0- 0	0- 0		0- 0		AWAY	0- 0		0- 0		0- 0	
0- 0	0- 0		0- 0		NEUTRAL	0- 0		0- 0		0- 0	

RPI 1-25				RPI 26-50				RPI 51-100				RPI 101+			
RPI	S	Opponent	Score	RPI	S	Opponent	Score	RPI	S	Opponent	Score	RPI	S	Opponent	Score
								69	H	Idaho St.	74 60	208	A	Nevada	74 52
								72	H	Alabama	72 62	250	H	Seattle U	89 62
								88	H	BYU	78 67	272	H	Utah Valley	85 47
												278	H	Long Beach St.	82 59
												279	A	Eastern Wash.	95 51

LAST 12 Division I GAMES:															
				69	H	Idaho St.	74 60	88	H	BYU	78 67				
				278	H	Long Beach St.	82 59	272	H	Utah Valley	85 47				
				72	H	Alabama	72 62	250	H	Seattle U	89 62				
				208	A	Nevada	74 52	279	A	Eastern Wash.	95 51				

Non-Div I Games:

Utah

Average RPI Win: 254

Average RPI Loss: 51

WON-LOST
RECORDWINNING
PCT. RANKLAST 10
GAMESSTRENGTH OF
SCHEDULEOPP. STRENGTH
OF SCHEDULETEAM
RPIADJ.
RPICONF.
RPIADJ CONF.
RPIDIV. I ONLY
DIV. I NON-CONF.3- 5
3- 5217
2171- 0
1- 025
25181
18192
9292
929
99
9

TOTALS

RPI 1-25

RPI 26-50

W-L RECORDS

RPI 51-100

RPI 101-150

RPI 150+

3- 5

0- 2

0- 0

OVERALL

0- 3

0- 0

3- 0

0- 2

0- 1

0- 0

HOME

0- 1

0- 0

0- 0

3- 1

0- 0

0- 0

AWAY

0- 1

0- 0

3- 0

0- 2

0- 1

0- 0

NEUTRAL

0- 1

0- 0

0- 0

3- 5

0- 2

0- 0

NON-CONFERENCE

0- 3

0- 0

3- 0

0- 2

0- 1

0- 0

HOME

0- 1

0- 0

0- 0

3- 1

0- 0

0- 0

AWAY

0- 1

0- 0

3- 0

0- 2

0- 1

0- 0

NEUTRAL

0- 1

0- 0

0- 0

0- 0

0- 0

0- 0

CONFERENCE

0- 0

0- 0

0- 0

0- 0

0- 0

0- 0

HOME

0- 0

0- 0

0- 0

0- 0

0- 0

0- 0

AWAY

0- 0

0- 0

0- 0

0- 0

0- 0

0- 0

NEUTRAL

0- 0

0- 0

0- 0

RPI 1-25

RPI 26-50

RPI 51-100 Team's RPI: 92

RPI 101+

RPI	S	Opponent	Score
10	H	Oregon	58 88
20	N	Col orado	68 78

RPI	S	Opponent	Score
-----	---	----------	-------

RPI	S	Opponent	Score
60	A	Portland	54 61
78	N	Southern Cal i forni a	46 55
88	H	BYU	57 62

RPI	S	Opponent	Score
185	A	Washington St.	72 61
282	A	North Texas	57 41
294	A	UTSA	62 56

LAST 12 Division I GAMES:

282	A	North Texas	57	41
294	A	UTSA	62	56

60	A	Portland	54	61
20	N	Col orado	68	78
78	N	Southern Cal i forni a	46	55
88	H	BYU	57	62
10	H	Oregon	58	88
185	A	Washington St.	72	61

Non-Div I Games:

Northern N.M.

106 35

Utah St.

Average RPI Win: 301		WON-LOST	WINNING	LAST 10	STRENGTH OF		OPP. STRENGTH	TEAM	ADJ.	CONF.	ADJ CONF.
Loss: 108		RECORD	PCT. RANK	GAMES	SCHEDULE		OF SCHEDULE	RPI	RPI	RPI	RPI
DIV. I ONLY		1- 5	295	0- 1	114		178	272	272	30	30
DIV. I NON-CONF.		1- 5	295	0- 1	114		178	272	272	30	30
TOTALS		RPI 1-25	RPI 26-50	W-L RECORDS		RPI 51-100	RPI 101-150	RPI 150+			
1- 5	0- 0	0- 0		OVERALL		0- 4	0- 0	1- 1			
1- 2	0- 0	0- 0		HOME		0- 2	0- 0	1- 0			
0- 3	0- 0	0- 0		AWAY		0- 2	0- 0	0- 1			
0- 0	0- 0	0- 0		NEUTRAL		0- 0	0- 0	0- 0			
1- 5	0- 0	0- 0		NON-CONFERENCE		0- 4	0- 0	1- 1			
1- 2	0- 0	0- 0		HOME		0- 2	0- 0	1- 0			
0- 3	0- 0	0- 0		AWAY		0- 2	0- 0	0- 1			
0- 0	0- 0	0- 0		NEUTRAL		0- 0	0- 0	0- 0			
0- 0	0- 0	0- 0		CONFERENCE		0- 0	0- 0	0- 0			
0- 0	0- 0	0- 0		HOME		0- 0	0- 0	0- 0			
0- 0	0- 0	0- 0		AWAY		0- 0	0- 0	0- 0			
0- 0	0- 0	0- 0		NEUTRAL		0- 0	0- 0	0- 0			

RPI 1-25				RPI 26-50				RPI 51-100				RPI 101+				Team's RPI: 272	
RPI	S	Opponent	Score	RPI	S	Opponent	Score	RPI	S	Opponent	Score	RPI	S	Opponent	Score		
								60	H	Portland	60	65	227	A	Southern Utah	59	60
								69	A	Idaho St.	68	80	301	H	UC Santa Barbara	63	54
								88	H	BYU	51	77					
								98	A	Utah	47	85					
LAST 12 Division I GAMES:																	
				69	A	Idaho St.	68	80									
				227	A	Southern Utah	59	60									
				98	A	Utah	47	85									
				88	H	BYU	51	77									
				60	H	Portland	60	65									
				301	H	UC Santa Barbara	63	54									

Non-Div I Games:	Ottawa (AZ)	90	61	La Verne	86	79	Ari zona Chri sti an	76	68
------------------	-------------	----	----	----------	----	----	----------------------	----	----

Utah Valley

■ Loss, ■ Non-Conf, S Site, H Home A Away N Neutral

Average RPI Win:	212	WON-LOST	WINNING	LAST 10	STRENGTH OF	OPP. STRENGTH	TEAM	ADJ.	CONF.	ADJ CONF.
Average RPI Loss:	84	RECORD	PCT. RANK	GAMES	SCHEDULE	OF SCHEDULE	RPI	RPI	RPI	RPI
DIV. I ONLY	6- 3	99	0- 1	141	183	81	81	16	16	
DIV. I NON-CONF.	6- 3	99	0- 1	141	183	81	81	16	16	

TOTALS	RPI 1-25	RPI 26-50	W-L RECORDS	RPI 51-100	RPI 101-150	RPI 150+				
6- 3	0- 0	0- 2	OVERALL	1- 0	0- 0	5- 1				
3- 0	0- 0	0- 0	HOME	1- 0	0- 0	2- 0				
2- 2	0- 0	0- 1	AWAY	0- 0	0- 0	2- 1				
1- 1	0- 0	0- 1	NEUTRAL	0- 0	0- 0	1- 0				
6- 3	0- 0	0- 2	NON-CONFERENCE	1- 0	0- 0	5- 1				
3- 0	0- 0	0- 0	HOME	1- 0	0- 0	2- 0				
2- 2	0- 0	0- 1	AWAY	0- 0	0- 0	2- 1				
1- 1	0- 0	0- 1	NEUTRAL	0- 0	0- 0	1- 0				
0- 0	0- 0	0- 0	CONFERENCE	0- 0	0- 0	0- 0				
0- 0	0- 0	0- 0	HOME	0- 0	0- 0	0- 0				
0- 0	0- 0	0- 0	AWAY	0- 0	0- 0	0- 0				
0- 0	0- 0	0- 0	NEUTRAL	0- 0	0- 0	0- 0				

RPI	S	Opponent	Score	RPI	S	Opponent	Score	RPI	S	Opponent	Score	RPI	S	Opponent	Score
32	A	North Carolina	47 59	36	N	IUPUI	61 63	94	H	Wake Forest	53 40	168	A	Georgetown	47 45
												180	A	William & Mary	72 55
												184	A	Cincinnati	54 66
												194	H	UNCW	58 47
												287	N	Weber St.	64 36
												351	H	Longwood	84 55

LAST 12 Division I GAMES:															
32	A	North Carolina	47 59	184	A	Cincinnati	54 66	168	A	Georgetown	47 45	194	H	UNCW	58 47
351	H	Longwood	84 55	287	N	Weber St.	64 36	94	H	Wake Forest	53 40				
180	A	William & Mary	72 55												

Non-Div I Games:

VCU

Average RPI		Win: 260	WON-LOST	WINNING	LAST 10	STRENGTH OF		OPP. STRENGTH	TEAM	ADJ.	CONF.	ADJ CONF.	
Loss: 156			RECORD	PCT. RANK	GAMES	SCHEDULE		OF SCHEDULE	RPI	RPI	RPI	RPI	
DIV. I ONLY		3- 6		237	0- 1	207			265	256	256	14	14
DIV. I NON-CONF.		3- 6		237	0- 1	207			265	256	256	14	14

TOTALS		RPI 1-25		RPI 26-50		W-L RECORDS		RPI 51-100		RPI 101-150		RPI 150+	
3- 6		0- 0		0- 0		OVERALL		0- 1		0- 2		3- 3	
1- 3		0- 0		0- 0		HOME		0- 1		0- 1		1- 1	
1- 3		0- 0		0- 0		AWAY		0- 0		0- 1		1- 2	
1- 0		0- 0		0- 0		NEUTRAL		0- 0		0- 0		1- 0	
3- 6		0- 0		0- 0		NON-CONFERENCE		0- 1		0- 2		3- 3	
1- 3		0- 0		0- 0		HOME		0- 1		0- 1		1- 1	
1- 3		0- 0		0- 0		AWAY		0- 0		0- 1		1- 2	
1- 0		0- 0		0- 0		NEUTRAL		0- 0		0- 0		1- 0	
0- 0		0- 0		0- 0		CONFERENCE		0- 0		0- 0		0- 0	
0- 0		0- 0		0- 0		HOME		0- 0		0- 0		0- 0	
0- 0		0- 0		0- 0		AWAY		0- 0		0- 0		0- 0	
0- 0		0- 0		0- 0		NEUTRAL		0- 0		0- 0		0- 0	

RPI 1-25				RPI 26-50				RPI 51-100				RPI 101+				Team's RPI: 256		
RPI	S	Opponent	Score	RPI	S	Opponent	Score	RPI	S	Opponent	Score	RPI	S	Opponent	Score			
								73	H	Toledo	59	65	112	H	Miami (OH)	47	68	
												137	A	Illinois	54	73		
												176	H	North Dakota	56	62		
												217	A	Morehead St.	62	68		
												218	A	UIC	65	75		
												223	N	St. Francis Brooklyn	78	76		
												230	H	Eastern Ill.	62	60		
												327	A	Chicago St.	76	70		
LAST 12 Division I GAMES:																		
				112	H	Miami (OH)	47	68	73	H	Toledo	59	65	223	N	St. Francis Brooklyn	78	76
				230	H	Eastern Ill.	62	60	217	A	Morehead St.	62	68	137	A	Illinois	54	73
				327	A	Chicago St.	76	70	176	H	North Dakota	56	62	218	A	UIC	65	75

Non-Div I Games:

Valparaiso

Average RPI	Win: 310	WON-LOST	WINNING	LAST 10	STRENGTH OF	OPP. STRENGTH	TEAM	ADJ.	CONF.	ADJ CONF.
Average RPI	Loss: 54	RECORD	PCT. RANK	GAMES	SCHEDULE	OF SCHEDULE	RPI	RPI	RPI	RPI
DIV. I ONLY	4- 5	194	1- 0	87	180	153	153	5	5	
DIV. I NON-CONF.	4- 5	194	1- 0	87	180	153	153	5	5	

TOTALS	RPI 1-25	RPI 26-50	W-L RECORDS	RPI 51-100	RPI 101-150	RPI 150+				
4- 5	0- 2	0- 0	OVERALL	0- 2	0- 1	4- 0				
3- 1	0- 0	0- 0	HOME	0- 0	0- 1	3- 0				
1- 3	0- 1	0- 0	AWAY	0- 2	0- 0	1- 0				
0- 1	0- 1	0- 0	NEUTRAL	0- 0	0- 0	0- 0				
4- 5	0- 2	0- 0	NON-CONFERENCE	0- 2	0- 1	4- 0				
3- 1	0- 0	0- 0	HOME	0- 0	0- 1	3- 0				
1- 3	0- 1	0- 0	AWAY	0- 2	0- 0	1- 0				
0- 1	0- 1	0- 0	NEUTRAL	0- 0	0- 0	0- 0				
0- 0	0- 0	0- 0	CONFERENCE	0- 0	0- 0	0- 0				
0- 0	0- 0	0- 0	HOME	0- 0	0- 0	0- 0				
0- 0	0- 0	0- 0	AWAY	0- 0	0- 0	0- 0				
0- 0	0- 0	0- 0	NEUTRAL	0- 0	0- 0	0- 0				

RPI 1-25				RPI 26-50				RPI 51-100				RPI 101+				Team's RPI: 153
RPI	S	Opponent	Score	RPI	S	Opponent	Score	RPI	S	Opponent	Score	RPI	S	Opponent	Score	
3	N	UConn	42 80					70	A	Middle Tenn.	58 65	104	H	North Ala.	71 74	
4	A	NC State	54 74					90	A	Kansas St.	61 72	293	H	Tennessee St.	89 63	
												295	A	Ball St.	60 43	
												308	H	Presbyterian	78 43	
												344	H	Austin Peay	99 70	

LAST 12 Division I GAMES:																
295	A	Ball St.	60 43	344	H	Austin Peay	99 70									
90	A	Kansas St.	61 72	70	A	Middle Tenn.	58 65									
308	H	Presbyterian	78 43	104	H	North Ala.	71 74									
293	H	Tennessee St.	89 63													
3	N	UConn	42 80													
4	A	NC State	54 74													

Non-Div I Games:

Vanderbilt

Average RPI Win:	307	WON-LOST	WINNING	LAST 10	STRENGTH OF	OPP. STRENGTH	TEAM	ADJ.	CONF.	ADJ CONF.
Average RPI Loss:	172	RECORD	PCT. RANK	GAMES	SCHEDULE	OF SCHEDULE	RPI	RPI	RPI	RPI

DIV. I ONLY	3- 5	217	0- 1	240	317	298	298	24	24
DIV. I NON-CONF.	3- 5	217	0- 1	240	317	298	298	24	24
TOTALS	RPI 1-25	RPI 26-50	W-L RECORDS	RPI 51-100	RPI 101-150	RPI 150+			
3- 5	0- 0	0- 0	OVERALL	0- 0	0- 3	3- 2			
2- 5	0- 0	0- 0	HOME	0- 0	0- 3	2- 2			
1- 0	0- 0	0- 0	AWAY	0- 0	0- 0	1- 0			
0- 0	0- 0	0- 0	NEUTRAL	0- 0	0- 0	0- 0			
3- 5	0- 0	0- 0	NON-CONFERENCE	0- 0	0- 3	3- 2			
2- 5	0- 0	0- 0	HOME	0- 0	0- 3	2- 2			
1- 0	0- 0	0- 0	AWAY	0- 0	0- 0	1- 0			
0- 0	0- 0	0- 0	NEUTRAL	0- 0	0- 0	0- 0			
0- 0	0- 0	0- 0	CONFERENCE	0- 0	0- 0	0- 0			
0- 0	0- 0	0- 0	HOME	0- 0	0- 0	0- 0			
0- 0	0- 0	0- 0	AWAY	0- 0	0- 0	0- 0			
0- 0	0- 0	0- 0	NEUTRAL	0- 0	0- 0	0- 0			

RPI 1-25				RPI 26-50				RPI 51-100				RPI 101+ Team's RPI: 298			
RPI	S	Opponent	Score	RPI	S	Opponent	Score	RPI	S	Opponent	Score	RPI	S	Opponent	Score
												130	H	Yale	55 58
												145	H	Rhode Island	58 61
												150	H	Drexel	44 60
												204	H	Holy Cross	40 65
												231	H	Dartmouth	42 66
												243	H	Rider	54 49
												336	H	Wagner	56 54
												342	A	NJIT	71 63
LAST 12 Division I GAMES:															
				204	H	Holy Cross	40 65					150	H	Drexel	44 60
				336	H	Wagner	56 54					130	H	Yale	55 58
				145	H	Rhode Island	58 61					342	A	NJIT	71 63
				231	H	Dartmouth	42 66								
				243	H	Rider	54 49								

Non-Div I Games: Norwich 78 28

Vermont

Average RPI	Win:	212	WON-LOST	WINNING	LAST 10	STRENGTH OF	OPP. STRENGTH	TEAM	ADJ.	CONF.	ADJ CONF.
Average RPI	Loss:	34	RECORD	PCT. RANK	GAMES	SCHEDULE	OF SCHEDULE	RPI	RPI	RPI	RPI
DIV. I ONLY		7- 2		51	1- 0	140	142	51	51	4	4
DIV. I NON-CONF.		7- 2		51	1- 0	140	142	51	51	4	4

TOTALS	RPI 1-25		RPI 26-50		W-L RECORDS	RPI 51-100		RPI 101-150		RPI 150+	
7- 2	0- 0		0- 2		OVERALL	0- 0		1- 0		6- 0	
4- 0	0- 0		0- 0		HOME	0- 0		1- 0		3- 0	
3- 1	0- 0		0- 1		AWAY	0- 0		0- 0		3- 0	
0- 1	0- 0		0- 1		NEUTRAL	0- 0		0- 0		0- 0	
7- 2	0- 0		0- 2		NON-CONFERENCE	0- 0		1- 0		6- 0	
4- 0	0- 0		0- 0		HOME	0- 0		1- 0		3- 0	
3- 1	0- 0		0- 1		AWAY	0- 0		0- 0		3- 0	
0- 1	0- 0		0- 1		NEUTRAL	0- 0		0- 0		0- 0	
0- 0	0- 0		0- 0		CONFERENCE	0- 0		0- 0		0- 0	
0- 0	0- 0		0- 0		HOME	0- 0		0- 0		0- 0	
0- 0	0- 0		0- 0		AWAY	0- 0		0- 0		0- 0	
0- 0	0- 0		0- 0		NEUTRAL	0- 0		0- 0		0- 0	

RPI 1-25				RPI 26-50				RPI 51-100				Team's RPI : 51				RPI 101+			
RPI	S	Opponent	Score	RPI	S	Opponent	Score	RPI	S	Opponent	Score	RPI	S	Opponent	Score	RPI	S	Opponent	Score
				31	A	UCF	56 71					119	H	Hartford	59 41				
				37	N	Virginia Tech	59 61					160	A	Lehigh	70 48				
												161	H	Princeton	67 46				
												215	A	George Washington	60 45				
												221	H	Temple	76 68				
												303	H	La Salle	81 68				
												307	A	Saint Joseph's	47 35				
LAST 12 Division I GAMES:																			
				221	H	Temple	76 68					215	A	George Washington	60 45				
				160	A	Lehigh	70 48					307	A	Saint Joseph's	47 35				
				119	H	Hartford	59 41					161	H	Princeton	67 46				
												31	A	UCF	56 71				
												37	N	Virginia Tech	59 61				
												303	H	La Salle	81 68				

Non-Div I Games:

Villanova

Average RPI	Win: 179	WON-LOST RECORD	WINNING PCT. RANK	LAST 10 GAMES	STRENGTH OF SCHEDULE	OPP. STRENGTH OF SCHEDULE	TEAM RPI	ADJ. RPI	CONF. RPI	ADJ. CONF. RPI
Average RPI	Loss: 68									
DIV. I ONLY		4- 6	206	0- 1	46	95	152	152	1	1
DIV. I NON-CONF.		4- 6	206	0- 1	46	95	152	152	1	1

TOTALS	RPI 1-25		RPI 26-50		W-L RECORDS		RPI 51-100		RPI 101-150	RPI 150+
4- 6	0- 2		1- 1		OVERALL		0- 2		1- 0	2- 1
3- 4	0- 1		0- 0		HOME		0- 2		1- 0	2- 1
1- 2	0- 1		1- 1		AWAY		0- 0		0- 0	0- 0
0- 0	0- 0		0- 0		NEUTRAL		0- 0		0- 0	0- 0
4- 6	0- 2		1- 1		NON-CONFERENCE		0- 2		1- 0	2- 1
3- 4	0- 1		0- 0		HOME		0- 2		1- 0	2- 1
1- 2	0- 1		1- 1		AWAY		0- 0		0- 0	0- 0
0- 0	0- 0		0- 0		NEUTRAL		0- 0		0- 0	0- 0
0- 0	0- 0		0- 0		CONFERENCE		0- 0		0- 0	0- 0
0- 0	0- 0		0- 0		HOME		0- 0		0- 0	0- 0
0- 0	0- 0		0- 0		AWAY		0- 0		0- 0	0- 0
0- 0	0- 0		0- 0		NEUTRAL		0- 0		0- 0	0- 0

RPI 1-25				RPI 26-50				RPI 51-100				RPI 101+ Team's RPI: 152			
RPI	S	Opponent	Score	RPI	S	Opponent	Score	RPI	S	Opponent	Score	RPI	S	Opponent	Score
18	A	Kentucky	51 63	27	A	Old Domini on	73 67	52	H	Central Mich.	61 74	142	H	Ameri can	57 54
23	H	Missi ssi ppi St.	44 72	30	A	Mi chi gan St.	66 91	97	H	Radford	44 57	190	H	Saint Louis	65 67
												262	H	Coppin St.	55 41
												285	H	N. C. A&T	67 57
LAST 12 Division I GAMES:															
				97	H	Radford	44 57	190	H	Saint Louis	65 67				
				142	H	Ameri can	57 54	52	H	Central Mich.	61 74				
				262	H	Coppin St.	55 41	285	H	N. C. A&T	67 57				
				30	A	Mi chi gan St.	66 91	27	A	Old Domini on	73 67				
								18	A	Kentucky	51 63				
								23	H	Missi ssi ppi St.	44 72				

Non-Div I Games:

Virginia

Average RPI Win: 191 WON-LOST RECORD WINNING PCT. RANK LAST 10 GAMES STRENGTH OF SCHEDULE OPP. STRENGTH OF SCHEDULE TEAM RPI ADJ. RPI CONF. RPI ADJ CONF. RPI

DIV. I ONLY	9- 0	1	1- 0	238	141	37	37	1	1
DIV. I NON-CONF.	9- 0	1	1- 0	238	141	37	37	1	1
TOTALS	RPI 1-25	RPI 26-50	W-L RECORDS	RPI 51-100	RPI 101-150	RPI 150+			
9- 0	0- 0	0- 0	OVERALL	3- 0	1- 0	5- 0			
6- 0	0- 0	0- 0	HOME	2- 0	1- 0	3- 0			
1- 0	0- 0	0- 0	AWAY	0- 0	0- 0	1- 0			
2- 0	0- 0	0- 0	NEUTRAL	1- 0	0- 0	1- 0			
9- 0	0- 0	0- 0	NON-CONFERENCE	3- 0	1- 0	5- 0			
6- 0	0- 0	0- 0	HOME	2- 0	1- 0	3- 0			
1- 0	0- 0	0- 0	AWAY	0- 0	0- 0	1- 0			
2- 0	0- 0	0- 0	NEUTRAL	1- 0	0- 0	1- 0			
0- 0	0- 0	0- 0	CONFERENCE	0- 0	0- 0	0- 0			
0- 0	0- 0	0- 0	HOME	0- 0	0- 0	0- 0			
0- 0	0- 0	0- 0	AWAY	0- 0	0- 0	0- 0			
0- 0	0- 0	0- 0	NEUTRAL	0- 0	0- 0	0- 0			

RPI 1-25				RPI 26-50				Team's RPI: 37				RPI 51-100				RPI 101+			
RPI	S	Opponent	Score	RPI	S	Opponent	Score	RPI	S	Opponent	Score	RPI	S	Opponent	Score	RPI	S	Opponent	Score
								51	N	Villanova	61 59	101	H	Rutgers	67 51				
								93	H	Chattanooga	74 59	212	H	Monmouth	82 49				
								97	H	Radford	55 44	258	H	Ga. Southern	78 49				
												286	N	Richmond	85 57				
												299	A	Liberty	72 61				
												325	H	USC Upstate	96 45				
LAST 12 Division I GAMES:																			
				97	H	Radford	55 44	299	A	Liberty	72 61								
				101	H	Rutgers	67 51	258	H	Ga. Southern	78 49								
				286	N	Richmond	85 57	325	H	USC Upstate	96 45								
				51	N	Villanova	61 59												
				93	H	Chattanooga	74 59												
				212	H	Monmouth	82 49												

Non-Div I Games:

Virginia Tech

Average RPI	Win: 351	WON-LOST RECORD	WINNING PCT. RANK	LAST 10 GAMES	STRENGTH OF SCHEDULE	OPP. STRENGTH OF SCHEDULE	TEAM RPI	ADJ. RPI	CONF. RPI	ADJ CONF. RPI
Average RPI	Loss: 236									
DIV. I ONLY		1- 8	317	0- 1	281	341	336	336	31	31
DIV. I NON-CONF.		1- 8	317	0- 1	281	341	336	336	31	31

TOTALS	RPI 1-25		RPI 26-50		W-L RECORDS		RPI 51-100		RPI 101-150	RPI 150+
1- 8	0- 0		0- 0		OVERALL		0- 0		0- 2	1- 6
0- 3	0- 0		0- 0		HOME		0- 0		0- 1	0- 2
1- 4	0- 0		0- 0		AWAY		0- 0		0- 1	1- 3
0- 1	0- 0		0- 0		NEUTRAL		0- 0		0- 0	0- 1
1- 8	0- 0		0- 0		NON-CONFERENCE		0- 0		0- 2	1- 6
0- 3	0- 0		0- 0		HOME		0- 0		0- 1	0- 2
1- 4	0- 0		0- 0		AWAY		0- 0		0- 1	1- 3
0- 1	0- 0		0- 0		NEUTRAL		0- 0		0- 0	0- 1
0- 0	0- 0		0- 0		CONFERENCE		0- 0		0- 0	0- 0
0- 0	0- 0		0- 0		HOME		0- 0		0- 0	0- 0
0- 0	0- 0		0- 0		AWAY		0- 0		0- 0	0- 0
0- 0	0- 0		0- 0		NEUTRAL		0- 0		0- 0	0- 0

RPI 1-25				RPI 26-50				RPI 51-100				RPI 101+ Team's RPI: 336			
RPI	S	Opponent	Score	RPI	S	Opponent	Score	RPI	S	Opponent	Score	RPI	S	Opponent	Score
												110	A	Seton Hall I	40 95
												130	H	Yale	41 74
												159	A	Fordham	59 80
												280	A	Saint Peter's	57 69
												290	N	Siena	71 74
												298	A	Vermont	54 56
												300	H	Army West Point	46 61
												321	H	Lafayette	43 66
												351	A	Longwood	86 60

LAST 12 Division I GAMES:															
				130	H	Yale	41 74	290	N	Siena	71 74				
				298	A	Vermont	54 56	300	H	Army West Point	46 61				
				321	H	Lafayette	43 66	280	A	Saint Peter's	57 69				
				351	A	Longwood	86 60								
				159	A	Fordham	59 80								
				110	A	Seton Hall I	40 95								

Non-Div I Games:

Wagner

Average RPI Win:	182	WON-LOST	WINNING	LAST 10	STRENGTH OF	OPP. STRENGTH	TEAM	ADJ.	CONF.	ADJ CONF.
Average RPI Loss:	83	RECORD	PCT. RANK	GAMES	SCHEDULE	OF SCHEDULE	RPI	RPI	RPI	RPI
DIV. I ONLY	6- 4	127	1- 0	49	169	94	94	1	1	
DIV. I NON-CONF.	6- 4	127	1- 0	49	169	94	94	1	1	

TOTALS	RPI 1-25	RPI 26-50	W-L RECORDS	RPI 51-100	RPI 101-150	RPI 150+				
6- 4	0- 1	0- 0	OVERALL	2- 2	1- 0	3- 1				
5- 2	0- 1	0- 0	HOME	1- 1	1- 0	3- 0				
1- 2	0- 0	0- 0	AWAY	1- 1	0- 0	0- 1				
0- 0	0- 0	0- 0	NEUTRAL	0- 0	0- 0	0- 0				
6- 4	0- 1	0- 0	NON-CONFERENCE	2- 2	1- 0	3- 1				
5- 2	0- 1	0- 0	HOME	1- 1	1- 0	3- 0				
1- 2	0- 0	0- 0	AWAY	1- 1	0- 0	0- 1				
0- 0	0- 0	0- 0	NEUTRAL	0- 0	0- 0	0- 0				
0- 0	0- 0	0- 0	CONFERENCE	0- 0	0- 0	0- 0				
0- 0	0- 0	0- 0	HOME	0- 0	0- 0	0- 0				
0- 0	0- 0	0- 0	AWAY	0- 0	0- 0	0- 0				
0- 0	0- 0	0- 0	NEUTRAL	0- 0	0- 0	0- 0				

RPI 1-25				RPI 26-50				RPI 51-100 Team's RPI: 94				RPI 101+			
RPI	S	Opponent	Score	RPI	S	Opponent	Score	RPI	S	Opponent	Score	RPI	S	Opponent	Score
15	H	Indiana	73 87					57	H	Xavier	50 62	144	H	Mercer	69 54
								65	H	St. John's (NY)	64 59	177	A	East Carolina	61 70
								74	A	Charlotte	69 43	191	H	Towson	60 53
								81	A	VCU	40 53	286	H	Richmond	62 48
												334	H	UMES	78 67
LAST 12 Division I GAMES:															
81	A	VCU	40 53	334	H	UMES	78 67	74	A	Charlotte	69 43	65	H	St. John's (NY)	64 59
286	H	Richmond	62 48	15	H	Indiana	73 87	177	A	East Carolina	61 70	57	H	Xavier	50 62
144	H	Mercer	69 54												
191	H	Towson	60 53												

Non-Div I Games:

Wake Forest

Average RPI	Win: 147	WON-LOST	WINNING	LAST 10	STRENGTH OF	OPP. STRENGTH	TEAM	ADJ.	CONF.	ADJ CONF.
Average RPI	Loss: 76	RECORD	PCT. RANK	GAMES	SCHEDULE	OF SCHEDULE	RPI	RPI	RPI	RPI
DIV. I ONLY	6- 3	99	0- 1	80	78	58	58	2	2	
DIV. I NON-CONF.	6- 3	99	0- 1	80	78	58	58	2	2	

TOTALS	RPI 1-25	RPI 26-50	W-L RECORDS	RPI 51-100	RPI 101-150	RPI 150+				
6- 3	0- 0	1- 2	OVERALL	1- 0	1- 0	3- 1				
4- 0	0- 0	0- 0	HOME	1- 0	1- 0	2- 0				
1- 1	0- 0	0- 1	AWAY	0- 0	0- 0	1- 0				
1- 2	0- 0	1- 1	NEUTRAL	0- 0	0- 0	0- 1				
6- 3	0- 0	1- 2	NON-CONFERENCE	1- 0	1- 0	3- 1				
4- 0	0- 0	0- 0	HOME	1- 0	1- 0	2- 0				
1- 1	0- 0	0- 1	AWAY	0- 0	0- 0	1- 0				
1- 2	0- 0	1- 1	NEUTRAL	0- 0	0- 0	0- 1				
0- 0	0- 0	0- 0	CONFERENCE	0- 0	0- 0	0- 0				
0- 0	0- 0	0- 0	HOME	0- 0	0- 0	0- 0				
0- 0	0- 0	0- 0	AWAY	0- 0	0- 0	0- 0				
0- 0	0- 0	0- 0	NEUTRAL	0- 0	0- 0	0- 0				

RPI 1-25				RPI 26-50				RPI 51-100				Team's RPI: 58				RPI 101+			
RPI	S	Opponent	Score	RPI	S	Opponent	Score	RPI	S	Opponent	Score	RPI	S	Opponent	Score	RPI	S	Opponent	Score
29	A	Tulane	51 63	41	N	Michigan	73 80	91	H	Ohio St.	69 59	140	H	Northern Ariz.	81 59	159	N	Fordham	57 65
43	N	Duke	71 64									167	H	George Mason	81 52	193	H	Cal St. Fullerton	83 74
												250	A	Seattle U	69 58				
LAST 12 Division I GAMES:																			
41	N	Michigan	73 80	91	H	Ohio St.	69 59	167	H	George Mason	81 52	250	A	Seattle U	69 58	43	N	Duke	71 64
159	N	Fordham	57 65	29	A	Tulane	51 63	140	H	Northern Ariz.	81 59								
193	H	Cal St. Fullerton	83 74																

Non-Div I Games:

Washington

Average RPI Win: 181		WON-LOST	WINNING	LAST 10	STRENGTH OF		OPP. STRENGTH	TEAM	ADJ.	CONF.	ADJ CONF.
Loss: 80		RECORD	PCT. RANK	GAMES	SCHEDULE		OF SCHEDULE	RPI	RPI	RPI	RPI
DIV. I ONLY		4- 5	194	1- 0	106		94	185	185	2	2
DIV. I NON-CONF.		4- 5	194	1- 0	106		94	185	185	2	2
TOTALS		RPI 1-25	RPI 26-50		W-L RECORDS		RPI 51-100	RPI 101-150	RPI 150+		
4- 5	0- 1	0- 1		OVERALL		0- 1	2- 2		2- 0		
3- 3	0- 0	0- 1		HOME		0- 1	2- 1		1- 0		
0- 2	0- 1	0- 0		AWAY		0- 0	0- 1		0- 0		
1- 0	0- 0	0- 0		NEUTRAL		0- 0	0- 0		1- 0		
4- 5	0- 1	0- 1		NON-CONFERENCE		0- 1	2- 2		2- 0		
3- 3	0- 0	0- 1		HOME		0- 1	2- 1		1- 0		
0- 2	0- 1	0- 0		AWAY		0- 0	0- 1		0- 0		
1- 0	0- 0	0- 0		NEUTRAL		0- 0	0- 0		1- 0		
0- 0	0- 0	0- 0		CONFERENCE		0- 0	0- 0		0- 0		
0- 0	0- 0	0- 0		HOME		0- 0	0- 0		0- 0		
0- 0	0- 0	0- 0		AWAY		0- 0	0- 0		0- 0		
0- 0	0- 0	0- 0		NEUTRAL		0- 0	0- 0		0- 0		

RPI 1-25			
RPI	S	Opponent	Score
16	A	Gonzaga	53 76

RPI 26-50			
RPI	S	Opponent	Score
44	H	Saint Mary's (CA)	64 70

RPI 51-100			
RPI	S	Opponent	Score
92	H	Utah St.	61 72

RPI 101+			
RPI	S	Opponent	Score
115	H	UC Davis	62 75
117	H	Boise St.	95 71
123	H	Nebraska	87 84
131	A	CSUN	52 65
240	N	Jacksonville St.	64 51
242	H	San Francisco	91 61

Team's RPI : 185			
RPI	S	Opponent	Score
115	H	UC Davis	62 75
117	H	Boise St.	95 71
123	H	Nebraska	87 84
131	A	CSUN	52 65
240	N	Jacksonville St.	64 51
242	H	San Francisco	91 61

LAST 12 Division I GAMES:			
240	N	Jacksonville St.	64 51
16	A	Gonzaga	53 76
117	H	Boise St.	95 71
242	H	San Francisco	91 61
131	A	CSUN	52 65
115	H	UC Davis	62 75
123	H	Nebraska	87 84
44	H	Saint Mary's (CA)	64 70
92	H	Utah St.	61 72

Non-Div I Games:

Washington St.

Average RPI Win:	305	WON-LOST	WINNING	LAST 10	STRENGTH OF	OPP. STRENGTH	TEAM	ADJ.	CONF.	ADJ CONF.
Average RPI Loss:	144	RECORD	PCT. RANK	GAMES	SCHEDULE	OF SCHEDULE	RPI	RPI	RPI	RPI
DIV. I ONLY	2- 4	237	0- 0	299	172	287	287	11	11	
DIV. I NON-CONF.	2- 4	237	0- 0	299	172	287	287	11	11	

TOTALS	RPI 1-25	RPI 26-50	W-L RECORDS	RPI 51-100	RPI 101-150	RPI 150+				
2- 4	0- 0	0- 0	OVERALL	0- 2	0- 1	2- 1				
1- 1	0- 0	0- 0	HOME	0- 1	0- 0	1- 0				
1- 2	0- 0	0- 0	AWAY	0- 0	0- 1	1- 1				
0- 1	0- 0	0- 0	NEUTRAL	0- 1	0- 0	0- 0				
2- 4	0- 0	0- 0	NON-CONFERENCE	0- 2	0- 1	2- 1				
1- 1	0- 0	0- 0	HOME	0- 1	0- 0	1- 0				
1- 2	0- 0	0- 0	AWAY	0- 0	0- 1	1- 1				
0- 1	0- 0	0- 0	NEUTRAL	0- 1	0- 0	0- 0				
0- 0	0- 0	0- 0	CONFERENCE	0- 0	0- 0	0- 0				
0- 0	0- 0	0- 0	HOME	0- 0	0- 0	0- 0				
0- 0	0- 0	0- 0	AWAY	0- 0	0- 0	0- 0				
0- 0	0- 0	0- 0	NEUTRAL	0- 0	0- 0	0- 0				

RPI 1-25				RPI 26-50				RPI 51-100				RPI 101+ Team's RPI: 287			
RPI	S	Opponent	Score	RPI	S	Opponent	Score	RPI	S	Opponent	Score	RPI	S	Opponent	Score
								60	H	Portland	73 89	139	A	Pepperdine	47 68
								81	N	VCU	36 64	288	A	Incarnate Word	72 64
												294	A	UTSA	59 66
												322	H	UTEP	68 63

LAST 12 Division I GAMES:															
294	A	UTSA	59 66	139	A	Pepperdine	47 68								
81	N	VCU	36 64	322	H	UTEP	68 63								
288	A	Incarnate Word	72 64												
60	H	Portland	73 89												

Non-Div I Games: La Verne 105 43

Weber St.

Average RPI Win:	254	WON-LOST	WINNING	LAST 10	STRENGTH OF	OPP. STRENGTH	TEAM	ADJ.	CONF.	ADJ CONF.
Average RPI Loss:	51	RECORD	PCT. RANK	GAMES	SCHEDULE	OF SCHEDULE	RPI	RPI	RPI	RPI
DIV. I ONLY	5- 2	80	1- 0	315	77	209	209	6	6	
DIV. I NON-CONF.	5- 2	80	1- 0	315	77	209	209	6	6	

TOTALS	RPI 1-25	RPI 26-50	W-L RECORDS	RPI 51-100	RPI 101-150	RPI 150+				
5- 2	0- 1	0- 0	OVERALL	0- 1	1- 0	4- 0				
3- 1	0- 0	0- 0	HOME	0- 1	0- 0	3- 0				
1- 0	0- 0	0- 0	AWAY	0- 0	1- 0	0- 0				
1- 1	0- 1	0- 0	NEUTRAL	0- 0	0- 0	1- 0				
5- 2	0- 1	0- 0	NON-CONFERENCE	0- 1	1- 0	4- 0				
3- 1	0- 0	0- 0	HOME	0- 1	0- 0	3- 0				
1- 0	0- 0	0- 0	AWAY	0- 0	1- 0	0- 0				
1- 1	0- 1	0- 0	NEUTRAL	0- 0	0- 0	1- 0				
0- 0	0- 0	0- 0	CONFERENCE	0- 0	0- 0	0- 0				
0- 0	0- 0	0- 0	HOME	0- 0	0- 0	0- 0				
0- 0	0- 0	0- 0	AWAY	0- 0	0- 0	0- 0				
0- 0	0- 0	0- 0	NEUTRAL	0- 0	0- 0	0- 0				

RPI 1-25				RPI 26-50				RPI 51-100				RPI 101+				Team's RPI: 209
RPI	S	Opponent	Score	RPI	S	Opponent	Score	RPI	S	Opponent	Score	RPI	S	Opponent	Score	
25	N	Iowa	81 84					76	H	Missouri	51 68	133	A	Pittsburgh	77 43	
												262	H	Coppin St.	78 37	
												263	N	Eastern Ky.	81 39	
												268	H	Bryant	94 48	
												342	H	NJIT	95 50	

LAST 12 Division I GAMES:																
263	N	Eastern Ky.	81 39	76	H	Missouri	51 68	25	N	Iowa	81 84	268	H	Bryant	94 48	
133	A	Pittsburgh	77 43	342	H	NJIT	95 50	262	H	Coppin St.	78 37					

Non-Div I Games:

West Virginia

Average RPI Win: 325		WON-LOST RECORD	WINNING PCT. RANK	LAST 10 GAMES	STRENGTH OF SCHEDULE	OPP. STRENGTH OF SCHEDULE	TEAM RPI	ADJ. RPI	CONF. RPI	ADJ. CONF. RPI
Average RPI Loss: 182										
DIV. I ONLY		1- 8	317	1- 0	181	335	328	328	25	25
DIV. I NON-CONF.		1- 8	317	1- 0	181	335	328	328	25	25
TOTALS		RPI 1-25	RPI 26-50	W-L RECORDS	RPI 51-100	RPI 101-150	RPI 150+			
1- 8	0- 0		0- 0	OVERALL	0- 2	0- 1	1- 5			
1- 3	0- 0		0- 0	HOME	0- 0	0- 1	1- 2			
0- 5	0- 0		0- 0	AWAY	0- 2	0- 0	0- 3			
0- 0	0- 0		0- 0	NEUTRAL	0- 0	0- 0	0- 0			
1- 8	0- 0		0- 0	NON-CONFERENCE	0- 2	0- 1	1- 5			
1- 3	0- 0		0- 0	HOME	0- 0	0- 1	1- 2			
0- 5	0- 0		0- 0	AWAY	0- 2	0- 0	0- 3			
0- 0	0- 0		0- 0	NEUTRAL	0- 0	0- 0	0- 0			
0- 0	0- 0		0- 0	CONFERENCE	0- 0	0- 0	0- 0			
0- 0	0- 0		0- 0	HOME	0- 0	0- 0	0- 0			
0- 0	0- 0		0- 0	AWAY	0- 0	0- 0	0- 0			
0- 0	0- 0		0- 0	NEUTRAL	0- 0	0- 0	0- 0			

RPI 1-25				RPI 26-50				RPI 51-100				RPI 101+ Team's RPI: 328			
RPI	S	Opponent	Score	RPI	S	Opponent	Score	RPI	S	Opponent	Score	RPI	S	Opponent	Score
								66	A	Georgia Tech	49 84	104	H	North Ala.	66 89
								80	A	Tennessee Tech	58 77	175	A	UNC Asheville	49 74
												197	H	Campbell	37 63
												205	A	Coastal Caro.	59 77
												285	H	N. C. A&T	51 69
												325	H	USC Upstate	68 64
												342	A	NJIT	71 79
LAST 12 Division I GAMES:															
				285	H	N. C. A&T	51 69	325	H	USC Upstate	68 64				
				104	H	North Ala.	66 89	197	H	Campbell	37 63				
				342	A	NJIT	71 79	205	A	Coastal Caro.	59 77				
				80	A	Tennessee Tech	58 77								
				175	A	UNC Asheville	49 74								
				66	A	Georgia Tech	49 84								

Non-Div I Games:	Young Harris	63	54
------------------	--------------	----	----

Western Caro.

■ Loss, ■ Non-Conf, S Site, H Home A Away N Neutral

Western RPI:			Through Games of Dec. 17, 2018								
Average RPI	Win:	344	WON-LOST	WINNING	LAST 10	STRENGTH OF	OPP. STRENGTH	TEAM	ADJ.	CONF.	ADJ CONF.
	Loss:	109	RECORD	PCT. RANK	GAMES	SCHEDULE	OF SCHEDULE	RPI	RPI	RPI	RPI
DIV. I ONLY			1- 8	317	0- 1	47	250	249	249	12	12
DIV. I NON-CONF.			1- 8	317	0- 1	47	250	249	249	12	12

TOTALS		RPI 1-25		RPI 26-50		W-L RECORDS		RPI 51-100	RPI 101-150		RPI 150+
1- 8		0- 1		0- 0		OVERALL		0- 3	0- 2		1- 2
1- 2		0- 1		0- 0		HOME		0- 1	0- 0		1- 0
0- 4		0- 0		0- 0		AWAY		0- 2	0- 1		0- 1
0- 2		0- 0		0- 0		NEUTRAL		0- 0	0- 1		0- 1
1- 8		0- 1		0- 0		NON-CONFERENCE		0- 3	0- 2		1- 2
1- 2		0- 1		0- 0		HOME		0- 1	0- 0		1- 0
0- 4		0- 0		0- 0		AWAY		0- 2	0- 1		0- 1
0- 2		0- 0		0- 0		NEUTRAL		0- 0	0- 1		0- 1
0- 0		0- 0		0- 0		CONFERENCE		0- 0	0- 0		0- 0
0- 0		0- 0		0- 0		HOME		0- 0	0- 0		0- 0
0- 0		0- 0		0- 0		AWAY		0- 0	0- 0		0- 0
0- 0		0- 0		0- 0		NEUTRAL		0- 0	0- 0		0- 0

RPI 1-25				RPI 26-50				RPI 51-100				RPI 101+ Team's RPI: 249			
RPI	S	Opponent	Score	RPI	S	Opponent	Score	RPI	S	Opponent	Score	RPI	S	Opponent	Score
9	H	Drake	71 98					63	A	Purdue	60 81	113	A	Bradley	68 82
								64	A	Butler	51 92	122	N	Northern Ill.	61 86
								76	H	Missouri	64 89	198	A	Southeast Mo. St.	71 81
												230	N	Eastern Ill.	62 64
												344	H	Austin Peay	77 72

LAST 12 Division I GAMES:															
198	A	Southeast Mo. St.	71 81	122	N	Northern Ill.	61 86								
64	A	Butler	51 92	230	N	Eastern Ill.	62 64								
63	A	Purdue	60 81	113	A	Bradley	68 82								
9	H	Drake	71 98	344	H	Austin Peay	77 72								
76	H	Missouri	64 89												

Non-Div I Games: MacMurray 136 39 William Woods 81 73

Western Ill.

Average RPI Win: 239		WON-LOST	WINNING	LAST 10	STRENGTH OF	OPP. STRENGTH	TEAM	ADJ.	CONF.	ADJ CONF.
Average RPI Loss: 55		RECORD	PCT. RANK	GAMES	SCHEDULE	OF SCHEDULE	RPI	RPI	RPI	RPI
DIV. I ONLY		4- 6	206	0- 1	94	73	162	162	18	18
DIV. I NON-CONF.		4- 6	206	0- 1	94	73	162	162	18	18

TOTALS		RPI 1-25	RPI 26-50	W-L RECORDS		RPI 51-100	RPI 101-150	RPI 150+		
4- 6	0- 3		0- 0	OVERALL		0- 2	0- 0	4- 1		
2- 2	0- 2		0- 0	HOME		0- 0	0- 0	2- 0		
1- 2	0- 0		0- 0	AWAY		0- 1	0- 0	1- 1		
1- 2	0- 1		0- 0	NEUTRAL		0- 1	0- 0	1- 0		
4- 6	0- 3		0- 0	NON-CONFERENCE		0- 2	0- 0	4- 1		
2- 2	0- 2		0- 0	HOME		0- 0	0- 0	2- 0		
1- 2	0- 0		0- 0	AWAY		0- 1	0- 0	1- 1		
1- 2	0- 1		0- 0	NEUTRAL		0- 1	0- 0	1- 0		
0- 0	0- 0		0- 0	CONFERENCE		0- 0	0- 0	0- 0		
0- 0	0- 0		0- 0	HOME		0- 0	0- 0	0- 0		
0- 0	0- 0		0- 0	AWAY		0- 0	0- 0	0- 0		
0- 0	0- 0		0- 0	NEUTRAL		0- 0	0- 0	0- 0		

RPI 1-25				RPI 26-50				RPI 51-100				RPI 101+ Team's RPI: 162			
RPI	S	Opponent	Score	RPI	S	Opponent	Score	RPI	S	Opponent	Score	RPI	S	Opponent	Score
5	H	Louisville	80 102					52	A	Central Mich.	90 108	157	H	Southern Ill.	83 76
16	N	Gonzaga	55 76					54	N	Oregon St.	60 74	172	A	Little Rock	68 56
25	H	Iowa	67 104									179	A	Oklahoma	83 90
												289	N	ETSU	82 68
												339	H	Morgan St.	90 43

LAST 12 Division I GAMES:															
16	N	Gonzaga	55 76	289	N	ETSU	82 68								
25	H	Iowa	67 104	172	A	Little Rock	68 56								
179	A	Oklahoma	83 90	339	H	Morgan St.	90 43								
5	H	Louisville	80 102	54	N	Oregon St.	60 74								
				157	H	Southern Ill.	83 76								
				52	A	Central Mich.	90 108								

Non-Div I Games: Bel Air mi ne 95 57

Western Ky.

Average RPI Win: 289		WON-LOST		WINNING		LAST 10		STRENGTH OF		OPP. STRENGTH		TEAM		ADJ.		CONF.		ADJ CONF.	
Average RPI Loss: 134		RECORD		PCT. RANK		GAMES		SCHEDULE		OF SCHEDULE		RPI		RPI		RPI		RPI	
DIV. I ONLY		3- 4		201		1- 0		327		102		309		309		10		10	
DIV. I NON-CONF.		3- 4		201		1- 0		327		102		309		309		10		10	
TOTALS		RPI 1-25		RPI 26-50		W-L RECORDS		RPI 51-100		RPI 101-150		RPI 150+							
3- 4		0- 0		0- 1		OVERALL		0- 1		0- 0		3- 2							
2- 3		0- 0		0- 1		HOME		0- 1		0- 0		2- 1							
1- 1		0- 0		0- 0		AWAY		0- 0		0- 0		1- 1							
0- 0		0- 0		0- 0		NEUTRAL		0- 0		0- 0		0- 0							
3- 4		0- 0		0- 1		NON-CONFERENCE		0- 1		0- 0		3- 2							
2- 3		0- 0		0- 1		HOME		0- 1		0- 0		2- 1							
1- 1		0- 0		0- 0		AWAY		0- 0		0- 0		1- 1							
0- 0		0- 0		0- 0		NEUTRAL		0- 0		0- 0		0- 0							
0- 0		0- 0		0- 0		CONFERENCE		0- 0		0- 0		0- 0							
0- 0		0- 0		0- 0		HOME		0- 0		0- 0		0- 0							
0- 0		0- 0		0- 0		AWAY		0- 0		0- 0		0- 0							
0- 0		0- 0		0- 0		NEUTRAL		0- 0		0- 0		0- 0							

RPI 1-25				RPI 26-50				RPI 51-100				RPI 101+				Team's RPI: 309
RPI	S	Opponent	Score	RPI	S	Opponent	Score	RPI	S	Opponent	Score	RPI	S	Opponent	Score	
				41	H	Michigan	42 79	86	H	New Mexico St.	54 66	169	H	Loyola Chi cago	53 64	
												239	A	Ole Miss	66 69	
												263	H	Eastern Ky.	64 53	
												281	A	Detroit Mercy	54 44	
												323	H	Purdue Fort Wayne	69 61	
LAST 12 Division I GAMES:																
				281	A	Detroit Mercy	54 44	239	A	Ole Miss	66 69					
				169	H	Loyola Chi cago	53 64	41	H	Michigan	42 79					
				263	H	Eastern Ky.	64 53	86	H	New Mexico St.	54 66					
								323	H	Purdue Fort Wayne	69 61					

Non-Div I Games:

Western Mich.

Average RPI	Win: 197	WON-LOST	WINNING	LAST 10	STRENGTH OF	OPP. STRENGTH	TEAM	ADJ.	CONF.	ADJ CONF.
Average RPI	Loss: 75	RECORD	PCT. RANK	GAMES	SCHEDULE	OF SCHEDULE	RPI	RPI	RPI	RPI
DIV. I ONLY	6- 4	127	1- 0	282	23	233	233	8	8	
DIV. I NON-CONF.	6- 4	127	1- 0	282	23	233	233	8	8	

TOTALS	RPI 1-25	RPI 26-50	W-L RECORDS	RPI 51-100	RPI 101-150	RPI 150+				
6- 4	0- 1	0- 0	OVERALL	0- 2	2- 1	4- 0				
6- 3	0- 0	0- 0	HOME	0- 2	2- 1	4- 0				
0- 0	0- 0	0- 0	AWAY	0- 0	0- 0	0- 0				
0- 1	0- 1	0- 0	NEUTRAL	0- 0	0- 0	0- 0				
6- 4	0- 1	0- 0	NON-CONFERENCE	0- 2	2- 1	4- 0				
6- 3	0- 0	0- 0	HOME	0- 2	2- 1	4- 0				
0- 0	0- 0	0- 0	AWAY	0- 0	0- 0	0- 0				
0- 1	0- 1	0- 0	NEUTRAL	0- 0	0- 0	0- 0				
0- 0	0- 0	0- 0	CONFERENCE	0- 0	0- 0	0- 0				
0- 0	0- 0	0- 0	HOME	0- 0	0- 0	0- 0				
0- 0	0- 0	0- 0	AWAY	0- 0	0- 0	0- 0				
0- 0	0- 0	0- 0	NEUTRAL	0- 0	0- 0	0- 0				

RPI 1-25				RPI 26-50				RPI 51-100				RPI 101+				Team's RPI: 233
RPI	S	Opponent	Score	RPI	S	Opponent	Score	RPI	S	Opponent	Score	RPI	S	Opponent	Score	
17	N	South Dakota	64 73					80	H	Tennessee Tech	45 55	108	H	Creighton	71 83	
								96	H	Oklahoma St.	47 60	114	H	Louisiana Tech	70 56	
												126	H	Sam Houston St.	63 55	
												154	H	Ark. -Pine Bluff	76 39	
												237	H	Missouri St.	63 60	
												255	H	Grambling	70 61	
												297	H	Houston Baptist	68 50	

LAST 12 Division I GAMES:																
				80	H	Tennessee Tech	45 55	255	H	Grambling	70 61					
				96	H	Oklahoma St.	47 60	108	H	Creighton	71 83					
				114	H	Louisiana Tech	70 56	237	H	Missouri St.	63 60					
				17	N	South Dakota	64 73	154	H	Ark. -Pine Bluff	76 39					
				297	H	Houston Baptist	68 50									
				126	H	Sam Houston St.	63 55									

Non-Div I Games:

Wichita St.

Average RPI Win:	262	WON-LOST	WINNING	LAST 10	STRENGTH OF	OPP. STRENGTH	TEAM	ADJ.	CONF.	ADJ CONF.
Average RPI Loss:	133	RECORD	PCT. RANK	GAMES	SCHEDULE	OF SCHEDULE	RPI	RPI	RPI	RPI
DIV. I ONLY	5- 4	149	0- 1	229	219	180	180	13	13	
DIV. I NON-CONF.	5- 4	149	0- 1	229	219	180	180	13	13	

TOTALS	RPI 1-25	RPI 26-50	W-L RECORDS	RPI 51-100	RPI 101-150	RPI 150+				
5- 4	0- 0	0- 1	OVERALL	0- 1	0- 1	5- 1				
3- 1	0- 0	0- 0	HOME	0- 1	0- 0	3- 0				
2- 3	0- 0	0- 1	AWAY	0- 0	0- 1	2- 1				
0- 0	0- 0	0- 0	NEUTRAL	0- 0	0- 0	0- 0				
5- 4	0- 0	0- 1	NON-CONFERENCE	0- 1	0- 1	5- 1				
3- 1	0- 0	0- 0	HOME	0- 1	0- 0	3- 0				
2- 3	0- 0	0- 1	AWAY	0- 0	0- 1	2- 1				
0- 0	0- 0	0- 0	NEUTRAL	0- 0	0- 0	0- 0				
0- 0	0- 0	0- 0	CONFERENCE	0- 0	0- 0	0- 0				
0- 0	0- 0	0- 0	HOME	0- 0	0- 0	0- 0				
0- 0	0- 0	0- 0	AWAY	0- 0	0- 0	0- 0				
0- 0	0- 0	0- 0	NEUTRAL	0- 0	0- 0	0- 0				

RPI	S	Opponent	Score	RPI	S	Opponent	Score	RPI	S	Opponent	Score	RPI	S	Opponent	Score	Team's RPI: 180
27	A	Old Domini on	69 83	81	H	VCU	55 72	119	A	Hartford	45 50	177	H	East Caroli na	63 43	
								260	A	Fai rfi eld	60 54	271	H	Howard	88 75	
								286	H	Ri chmond	65 55	306	A	Davi dson	65 76	
								314	A	Loyol a Maryl and	65 49					
LAST 12 Divi si on I GAMES:																
177	H	East Caroli na	63 43	27	A	Old Domini on	69 83	286	H	Ri chmond	65 55	260	A	Fai rfi eld	60 54	
306	A	Davi dson	65 76					119	A	Hartford	45 50					
314	A	Loyol a Maryl and	65 49													
271	H	Howard	88 75													
81	H	VCU	55 72													

Non-Div I Games:

William & Mary

Winthrop				Through Games Of Dec. 11, 2018							
Average RPI	Win:	291	WON-LOST	WINNING	LAST 10	STRENGTH OF	OPP. STRENGTH	TEAM	ADJ.	CONF.	ADJ CONF.
Average RPI	Loss:	148	RECORD	PCT. RANK	GAMES	SCHEDULE	OF SCHEDULE	RPI	RPI	RPI	RPI
DIV. I ONLY		4- 4		161	1- 0	233	303	183	183	29	29
DIV. I NON-CONF.		4- 4		161	1- 0	233	303	183	183	29	29

TOTALS	RPI 1-25		RPI 26-50		W-L RECORDS	RPI 51-100		RPI 101-150		RPI 150+	
4- 4	0- 0		0- 0		OVERALL	0- 0		0- 2		4- 2	
2- 0	0- 0		0- 0		HOME	0- 0		0- 0		2- 0	
2- 4	0- 0		0- 0		AWAY	0- 0		0- 2		2- 2	
0- 0	0- 0		0- 0		NEUTRAL	0- 0		0- 0		0- 0	
4- 4	0- 0		0- 0		NON-CONFERENCE	0- 0		0- 2		4- 2	
2- 0	0- 0		0- 0		HOME	0- 0		0- 0		2- 0	
2- 4	0- 0		0- 0		AWAY	0- 0		0- 2		2- 2	
0- 0	0- 0		0- 0		NEUTRAL	0- 0		0- 0		0- 0	
0- 0	0- 0		0- 0		CONFERENCE	0- 0		0- 0		0- 0	
0- 0	0- 0		0- 0		HOME	0- 0		0- 0		0- 0	
0- 0	0- 0		0- 0		AWAY	0- 0		0- 0		0- 0	
0- 0	0- 0		0- 0		NEUTRAL	0- 0		0- 0		0- 0	

RPI 1-25				RPI 26-50				RPI 51-100				RPI 101+ Team's RPI: 183			
RPI	S	Opponent	Score	RPI	S	Opponent	Score	RPI	S	Opponent	Score	RPI	S	Opponent	Score
												103	A	James Madi son	39 56
												129	A	Wi sconsi n	41 76
												151	A	Georgi a	39 85
												207	A	Woffford	53 70
												219	H	El on	58 57
												296	A	South Carolina St.	58 50
												304	A	Col. of Charleston	71 64
												345	H	N. C. Central	66 41

LAST 12 Divi si on I GAMES:															
219	H	El on	58 57	296	A	South Carolina St.	58 50	304	A	Col. of Charleston	71 64	103	A	James Madi son	39 56
129	A	Wi sconsi n	41 76					207	A	Woffford	53 70	345	H	N. C. Central	66 41
								151	A	Georgi a	39 85				

Non-Di v I Games: Newberry 63 67

Winthrop

Average RPI	Win:	211	WON-LOST	WINNING	LAST 10	STRENGTH OF	OPP. STRENGTH	TEAM	ADJ.	CONF.	ADJ CONF.
Average RPI	Loss:	41	RECORD	PCT. RANK	GAMES	SCHEDULE	OF SCHEDULE	RPI	RPI	RPI	RPI
DIV. I ONLY			7- 3	91	0- 1	211	88	129	129	3	3
DIV. I NON-CONF.			7- 3	91	0- 1	211	88	129	129	3	3

TOTALS	RPI 1-25		RPI 26-50		W-L RECORDS	RPI 51-100		RPI 101-150		RPI 150+	
7- 3	0- 1		1- 1		OVERALL	0- 1		1- 0		5- 0	
4- 1	0- 0		1- 1		HOME	0- 0		0- 0		3- 0	
1- 1	0- 1		0- 0		AWAY	0- 0		0- 0		1- 0	
2- 1	0- 0		0- 0		NEUTRAL	0- 1		1- 0		1- 0	
7- 3	0- 1		1- 1		NON-CONFERENCE	0- 1		1- 0		5- 0	
4- 1	0- 0		1- 1		HOME	0- 0		0- 0		3- 0	
1- 1	0- 1		0- 0		AWAY	0- 0		0- 0		1- 0	
2- 1	0- 0		0- 0		NEUTRAL	0- 1		1- 0		1- 0	
0- 0	0- 0		0- 0		CONFERENCE	0- 0		0- 0		0- 0	
0- 0	0- 0		0- 0		HOME	0- 0		0- 0		0- 0	
0- 0	0- 0		0- 0		AWAY	0- 0		0- 0		0- 0	
0- 0	0- 0		0- 0		NEUTRAL	0- 0		0- 0		0- 0	

RPI	S	Opponent	Score	RPI	S	Opponent	Score	RPI	S	Opponent	Score	RPI	S	Opponent	Score	Team's RPI: 129
24	A	Green Bay	46 55	36	H	IUPUI	65 64	55	N	Arkansas	68 69	133	N	Pittsburgh	57 42	
				43	H	Duke	53 60					183	H	Winthrop	76 41	
												187	A	Milwaukee	68 57	
												293	N	Tennessee St.	58 53	
												312	H	Marshall	67 49	
												331	H	North Dakota St.	64 53	

LAST 12 Division I GAMES:																
24	A	Green Bay	46 55	133	N	Pittsburgh	57 42	36	H	IUPUI	65 64	331	H	North Dakota St.	64 53	
312	H	Marshall	67 49	55	N	Arkansas	68 69	187	A	Milwaukee	68 57	183	H	Winthrop	76 41	
43	H	Duke	53 60													
55	N	Arkansas	68 69													
293	N	Tennessee St.	58 53													

Non-Div I Games:

Wisconsin

Average RPI Win:	271	WON-LOST	WINNING	LAST 10	STRENGTH OF	OPP. STRENGTH	TEAM	ADJ.	CONF.	ADJ CONF.
Average RPI Loss:	151	RECORD	PCT. RANK	GAMES	SCHEDULE	OF SCHEDULE	RPI	RPI	RPI	RPI
DIV. I ONLY	5- 4	149	1- 0	302	212	207	207	25	25	
DIV. I NON-CONF.	5- 4	149	1- 0	302	212	207	207	25	25	

TOTALS	RPI 1-25	RPI 26-50	W-L RECORDS	RPI 51-100	RPI 101-150	RPI 150+				
5- 4	0- 0	0- 1	OVERALL	0- 1	0- 0	5- 2				
3- 0	0- 0	0- 0	HOME	0- 0	0- 0	3- 0				
2- 4	0- 0	0- 1	AWAY	0- 1	0- 0	2- 2				
0- 0	0- 0	0- 0	NEUTRAL	0- 0	0- 0	0- 0				
5- 4	0- 0	0- 1	NON-CONFERENCE	0- 1	0- 0	5- 2				
3- 0	0- 0	0- 0	HOME	0- 0	0- 0	3- 0				
2- 4	0- 0	0- 1	AWAY	0- 1	0- 0	2- 2				
0- 0	0- 0	0- 0	NEUTRAL	0- 0	0- 0	0- 0				
0- 0	0- 0	0- 0	CONFERENCE	0- 0	0- 0	0- 0				
0- 0	0- 0	0- 0	HOME	0- 0	0- 0	0- 0				
0- 0	0- 0	0- 0	AWAY	0- 0	0- 0	0- 0				
0- 0	0- 0	0- 0	NEUTRAL	0- 0	0- 0	0- 0				

RPI	S	Opponent	Score	RPI	S	Opponent	Score	RPI	S	Opponent	Score	RPI	S	Opponent	Score	Team's RPI: 207
48	A	Clemson	77 85	74	A	Charlotte	63 85	175	A	UNC Asheville	46 60	183	H	Winthrop	70 53	
								258	A	Ga. Southern	81 65	259	H	Gardner-Webb	59 53	
								304	H	Col. of Charleston	78 58	308	A	Presbyterian	50 61	
								351	A	Longwood	101 72					

LAST 12 Division I GAMES:																
259	H	Gardner-Webb	59 53	351	A	Longwood	101 72									
175	A	UNC Asheville	46 60	48	A	Clemson	77 85									
183	H	Winthrop	70 53	258	A	Ga. Southern	81 65									
304	H	Col. of Charleston	78 58													
308	A	Presbyterian	50 61													
74	A	Charlotte	63 85													

Non-Div I Games: Warren Wilson 107 30

Wofford

Average RPI Win:	210	WON-LOST	WINNING	LAST 10	STRENGTH OF	OPP. STRENGTH	TEAM	ADJ.	CONF.	ADJ CONF.
Average RPI Loss:	117	RECORD	PCT. RANK	GAMES	SCHEDULE	OF SCHEDULE	RPI	RPI	RPI	RPI

DIV. I ONLY	7- 3	91	1- 0	208	152	106	106	15	15
DIV. I NON-CONF.	7- 3	91	1- 0	208	152	106	106	15	15

TOTALS	RPI 1-25	RPI 26-50	W-L RECORDS	RPI 51-100	RPI 101-150	RPI 150+			
7- 3	0- 0	0- 2	OVERALL	0- 0	2- 0	5- 1			
1- 1	0- 0	0- 1	HOME	0- 0	0- 0	1- 0			
2- 2	0- 0	0- 1	AWAY	0- 0	0- 0	2- 1			
4- 0	0- 0	0- 0	NEUTRAL	0- 0	2- 0	2- 0			
7- 3	0- 0	0- 2	NON-CONFERENCE	0- 0	2- 0	5- 1			
1- 1	0- 0	0- 1	HOME	0- 0	0- 0	1- 0			
2- 2	0- 0	0- 1	AWAY	0- 0	0- 0	2- 1			
4- 0	0- 0	0- 0	NEUTRAL	0- 0	2- 0	2- 0			
0- 0	0- 0	0- 0	CONFERENCE	0- 0	0- 0	0- 0			
0- 0	0- 0	0- 0	HOME	0- 0	0- 0	0- 0			
0- 0	0- 0	0- 0	AWAY	0- 0	0- 0	0- 0			
0- 0	0- 0	0- 0	NEUTRAL	0- 0	0- 0	0- 0			

RPI 1-25	RPI 26-50	RPI 51-100	RPI 101+	Team's RPI: 106
RPI S Opponent Score	RPI S Opponent Score	RPI S Opponent Score	RPI S Opponent Score	
	30 A Michigan St. 68 84		118 N Marist 76 60	
	50 H Belmont 63 79		150 N Drexel 71 63	
			166 H Kent St. 61 55	
			222 A UNLV 68 52	
			232 N Stetson 57 44	
			251 N Hofstra 93 64	
			270 A CSU Bakersfield 74 76	
			333 A Manhattan 60 44	
LAST 12 Division I GAMES:				
232 N Stetson 57 44	333 A Manhattan 60 44	150 N Drexel 71 63	166 H Kent St. 61 55	118 N Marist 76 60
251 N Hofstra 93 64				
30 A Michigan St. 68 84				
50 H Belmont 63 79				
222 A UNLV 68 52				
270 A CSU Bakersfield 74 76				

Non-Div I Games:

Wright St.

Average RPI Win:

167

Average RPI Loss:

65

WON-LOST
RECORD

4- 2

WINNING
PCT. RANK

99

LAST 10
GAMES

1- 0

STRENGTH OF
SCHEDULE

64

OPP. STRENGTH
OF SCHEDULE

186

TEAM
RPI

49

ADJ.
RPI

49

CONF.
RPI

9

ADJ CONF.
RPI

9

DIV. I ONLY
DIV. I NON-CONF.

4- 2

99

1- 0

64

186

49

49

9

9

TOTALS

RPI 1-25

RPI 26-50

W-L RECORDS

RPI 51-100

RPI 101-150

RPI 150+

4- 2

0- 0

0- 1

OVERALL

1- 1

1- 0

2- 0

3- 0

0- 0

0- 0

HOME

1- 0

1- 0

1- 0

0- 2

0- 0

0- 1

AWAY

0- 1

0- 0

0- 0

1- 0

0- 0

0- 0

NEUTRAL

0- 0

0- 0

1- 0

4- 2

0- 0

0- 1

NON-CONFERENCE

1- 1

1- 0

2- 0

3- 0

0- 0

0- 0

HOME

1- 0

1- 0

1- 0

0- 2

0- 0

0- 1

AWAY

0- 1

0- 0

0- 0

1- 0

0- 0

0- 0

NEUTRAL

0- 0

0- 0

1- 0

0- 0

0- 0

0- 0

CONFERENCE

0- 0

0- 0

0- 0

0- 0

0- 0

0- 0

HOME

0- 0

0- 0

0- 0

0- 0

0- 0

0- 0

AWAY

0- 0

0- 0

0- 0

0- 0

0- 0

0- 0

NEUTRAL

0- 0

0- 0

0- 0

RPI 1-25

RPI 26-50

Team's RPI: 49

RPI 51-100

RPI 101+

RPI S Opponent Score

RPI S Opponent Score

44 A Saint Mary's (CA) 84 90

RPI S Opponent Score

77 H Denver 78 74

85 A Pacific 64 70

RPI S Opponent Score

107 H Montana St. 66 58

201 H Idaho 64 61

282 N North Texas 53 49

LAST 12 Division I GAMES:

201 H Idaho 64 61
 77 H Denver 78 74
 107 H Montana St. 66 58
 85 A Pacific 64 70
 282 N North Texas 53 49
 44 A Saint Mary's (CA) 84 90

W
y
o
m
i
n
gW
y
o
m
i
n
g

Non-Div I Games:

Chadron St.

80 33

UC-Colo. Springs

98 37

Wyoming

Average RPI	Win: 188	WON-LOST RECORD	WINNING PCT. RANK	LAST 10 GAMES	STRENGTH OF SCHEDULE	OPP. STRENGTH OF SCHEDULE	TEAM RPI	ADJ. RPI	CONF. RPI	ADJ CONF. RPI
Average RPI	Loss: 19									
DIV. I ONLY	7- 1	28	1- 0	147	109	57	57	4	4	
DIV. I NON-CONF.	7- 1	28	1- 0	147	109	57	57	4	4	

TOTALS	RPI 1-25	RPI 26-50	W-L RECORDS	RPI 51-100	RPI 101-150	RPI 150+				
7- 1	0- 1	0- 0	OVERALL	2- 0	2- 0	3- 0				
6- 1	0- 1	0- 0	HOME	1- 0	2- 0	3- 0				
1- 0	0- 0	0- 0	AWAY	1- 0	0- 0	0- 0				
0- 0	0- 0	0- 0	NEUTRAL	0- 0	0- 0	0- 0				
7- 1	0- 1	0- 0	NON-CONFERENCE	2- 0	2- 0	3- 0				
6- 1	0- 1	0- 0	HOME	1- 0	2- 0	3- 0				
1- 0	0- 0	0- 0	AWAY	1- 0	0- 0	0- 0				
0- 0	0- 0	0- 0	NEUTRAL	0- 0	0- 0	0- 0				
0- 0	0- 0	0- 0	CONFERENCE	0- 0	0- 0	0- 0				
0- 0	0- 0	0- 0	HOME	0- 0	0- 0	0- 0				
0- 0	0- 0	0- 0	AWAY	0- 0	0- 0	0- 0				
0- 0	0- 0	0- 0	NEUTRAL	0- 0	0- 0	0- 0				

RPI 1-25				RPI 26-50				RPI 51-100				Team's RPI: 57				RPI 101+			
RPI	S	Opponent	Score	RPI	S	Opponent	Score	RPI	S	Opponent	Score	RPI	S	Opponent	Score	RPI	S	Opponent	Score
19	H	Minnesota	53 78					80	H	Tennessee Tech	70 60	104	H	North Ala.	94 81				
								94	A	Wake Forest	62 50	146	H	Bowling Green	65 49				
												260	H	Fairfield	48 35				
												305	H	Delaware St.	80 59				
												327	H	Chicago St.	91 57				
LAST 12 Division I GAMES:																			
				305	H	Delaware St.	80 59	80	H	Tennessee Tech	70 60								
				104	H	North Ala.	94 81	327	H	Chicago St.	91 57								
				146	H	Bowling Green	65 49												
				94	A	Wake Forest	62 50												
				260	H	Fairfield	48 35												
				19	H	Minnesota	53 78												

Non-Div I Games:

Xavier

Average RPI Win:	279	WON-LOST	WINNING	LAST 10	STRENGTH OF	OPP. STRENGTH	TEAM	ADJ.	CONF.	ADJ CONF.
Average RPI Loss:	117	RECORD	PCT. RANK	GAMES	SCHEDULE	OF SCHEDULE	RPI	RPI	RPI	RPI
DIV. I ONLY	7- 5	137	0- 1	172	296	130	130	17	17	
DIV. I NON-CONF.	7- 5	137	0- 1	172	296	130	130	17	17	

TOTALS	RPI 1-25	RPI 26-50	W-L RECORDS	RPI 51-100	RPI 101-150	RPI 150+				
7- 5	0- 0	0- 0	OVERALL	0- 2	1- 2	6- 1				
2- 0	0- 0	0- 0	HOME	0- 0	0- 0	2- 0				
4- 4	0- 0	0- 0	AWAY	0- 1	1- 2	3- 1				
1- 1	0- 0	0- 0	NEUTRAL	0- 1	0- 0	1- 0				
7- 5	0- 0	0- 0	NON-CONFERENCE	0- 2	1- 2	6- 1				
2- 0	0- 0	0- 0	HOME	0- 0	0- 0	2- 0				
4- 4	0- 0	0- 0	AWAY	0- 1	1- 2	3- 1				
1- 1	0- 0	0- 0	NEUTRAL	0- 1	0- 0	1- 0				
0- 0	0- 0	0- 0	CONFERENCE	0- 0	0- 0	0- 0				
0- 0	0- 0	0- 0	HOME	0- 0	0- 0	0- 0				
0- 0	0- 0	0- 0	AWAY	0- 0	0- 0	0- 0				
0- 0	0- 0	0- 0	NEUTRAL	0- 0	0- 0	0- 0				

RPI	S	Opponent	Score	RPI	S	Opponent	Score	RPI	S	Opponent	Score	RPI	S	Opponent	Score	Team's RPI: 130
65	A	St. John's (NY)	52	56	84	N	SFA	57	67	122	A	Northern Ill.	80	89		
										132	A	Providence	42	59		
										143	A	Youngstown St.	58	56		
										184	A	Cincinnati	52	66		
										280	H	Saint Peter's	72	56		
										284	H	Colgate	80	61		
										298	A	Vermont	58	55		
										300	A	Army West Point	62	51		
										311	N	Niagara	67	64		
										336	A	Wagner	74	41		

LAST 12 Division I GAMES:																
65	A	St. John's (NY)	52	56	84	N	SFA	57	67	311	N	Niagara	67	64		
280	H	Saint Peter's	72	56	300	A	Army West Point	62	51	298	A	Vermont	58	55		
132	A	Providence	42	59	122	A	Northern Ill.	80	89	284	H	Colgate	80	61		
336	A	Wagner	74	41												
143	A	Youngstown St.	58	56												
184	A	Cincinnati	52	66												

Non-Div I Games:

Yale

Average RPI Win:	231	WON-LOST	WINNING	LAST 10	STRENGTH OF	OPP. STRENGTH	TEAM	ADJ.	CONF.	ADJ CONF.
Average RPI Loss:	148	RECORD	PCT. RANK	GAMES	SCHEDULE	OF SCHEDULE	RPI	RPI	RPI	RPI

DIV. I ONLY	6- 2	68	1- 0	243	241	143	143	15	15
DIV. I NON-CONF.	6- 2	68	1- 0	243	241	143	143	15	15
TOTALS	RPI 1-25	RPI 26-50	W-L RECORDS	RPI 51-100	RPI 101-150	RPI 150+			
6- 2	0- 0	0- 0	OVERALL	0- 0	1- 1	5- 1			
4- 1	0- 0	0- 0	HOME	0- 0	0- 1	4- 0			
2- 1	0- 0	0- 0	AWAY	0- 0	1- 0	1- 1			
0- 0	0- 0	0- 0	NEUTRAL	0- 0	0- 0	0- 0			
6- 2	0- 0	0- 0	NON-CONFERENCE	0- 0	1- 1	5- 1			
4- 1	0- 0	0- 0	HOME	0- 0	0- 1	4- 0			
2- 1	0- 0	0- 0	AWAY	0- 0	1- 0	1- 1			
0- 0	0- 0	0- 0	NEUTRAL	0- 0	0- 0	0- 0			
0- 0	0- 0	0- 0	CONFERENCE	0- 0	0- 0	0- 0			
0- 0	0- 0	0- 0	HOME	0- 0	0- 0	0- 0			
0- 0	0- 0	0- 0	AWAY	0- 0	0- 0	0- 0			
0- 0	0- 0	0- 0	NEUTRAL	0- 0	0- 0	0- 0			

RPI 1-25	RPI 26-50	RPI 51-100	RPI 101+	Team's RPI: 143
RPI S Opponent Score	RPI S Opponent Score	RPI S Opponent Score	RPI S Opponent Score	
			130 H Yale 56 58	
			133 A Pittsburgh 64 55	
			166 A Kent St. 34 62	
			169 H Loyol a Chi cago 74 63	
			220 H Akron 72 61	
			245 H Saint Francis (PA) 80 56	
			292 H Robert Morris 69 59	
			329 A Cani si us 62 36	
LAST 12 Division I GAMES:				
166 A Kent St. 34 62	245 H Saint Francis (PA) 80 56			
133 A Pittsburgh 64 55	329 A Cani si us 62 36			
169 H Loyol a Chi cago 74 63	220 H Akron 72 61			
292 H Robert Morris 69 59	130 H Yale 56 58			

Non-Div I Games: Carlow 90 31

Youngstown St.