

Average RPI Win:	287	WON-LOST	WINNING	LAST 10	STRENGTH OF	OPP. STRENGTH	TEAM	ADJ.	CONF.	ADJ CONF.
Average RPI Loss:	145	RECORD	PCT. RANK	GAMES	SCHEDULE	OF SCHEDULE	RPI	RPI	RPI	RPI
DIV. I ONLY	1- 4	289	1- 4	45	335	248	248	27	27	
DIV. I NON-CONF.	1- 4	287	1- 4	45	335	248	248	27	27	
TOTALS	RPI 1-25	RPI 26-50	W-L RECORDS	RPI 51-100	RPI 101-150	RPI 150+				
1- 4	0- 1	0- 0	OVERALL	0- 0	0- 1	1- 2				
1- 2	0- 0	0- 0	HOME	0- 0	0- 1	1- 1				
0- 2	0- 1	0- 0	AWAY	0- 0	0- 0	0- 1				
0- 0	0- 0	0- 0	NEUTRAL	0- 0	0- 0	0- 0				
1- 4	0- 1	0- 0	NON-CONFERENCE	0- 0	0- 1	1- 2				
1- 2	0- 0	0- 0	HOME	0- 0	0- 1	1- 1				
0- 2	0- 1	0- 0	AWAY	0- 0	0- 0	0- 1				
0- 0	0- 0	0- 0	NEUTRAL	0- 0	0- 0	0- 0				
0- 0	0- 0	0- 0	CONFERENCE	0- 0	0- 0	0- 0				
0- 0	0- 0	0- 0	HOME	0- 0	0- 0	0- 0				
0- 0	0- 0	0- 0	AWAY	0- 0	0- 0	0- 0				
0- 0	0- 0	0- 0	NEUTRAL	0- 0	0- 0	0- 0				

RPI 1-25				RPI 26-50			RPI 51-100			RPI 101+			Team's RPI: 248
RPI	S	Opponent	Score	RPI	S	Opponent	Score	RPI	S	Opponent	Score		
21	A	Texas A&M	55 84							111	H	Toledo	60 76
										210	H	UTRGV	65 68
										239	A	Texas St.	50 57
										287	H	Texas Southern	64 61
LAST 12 Division I GAMES:													
21	A	Texas A&M	55 84										
210	H	UTRGV	65 68										
239	A	Texas St.	50 57										
287	H	Texas Southern	64 61										
111	H	Toledo	60 76										

Non-Div I Games: Schreiner 73 44 Okla. Panhandle 66 40 Montana Tech 83 50

Average RPI Win:	192	WON-LOST	WINNING	LAST 10	STRENGTH OF	OPP. STRENGTH	TEAM	ADJ.	CONF.	ADJ CONF.
Average RPI Loss:	109	RECORD	PCT. RANK	GAMES	SCHEDULE	OF SCHEDULE	RPI	RPI	RPI	RPI
DIV. I ONLY	2- 5	253	2- 5	93	120	202	202	27	27	
DIV. I NON-CONF.	2- 5	252	2- 5	93	121	204	204	27	27	
TOTALS	RPI 1-25	RPI 26-50	W-L RECORDS	RPI 51-100	RPI 101-150	RPI 150+				
2- 5	0- 2	0- 1	OVERALL	0- 0	0- 0	2- 2				
2- 1	0- 0	0- 0	HOME	0- 0	0- 0	2- 1				
0- 4	0- 2	0- 1	AWAY	0- 0	0- 0	0- 1				
0- 0	0- 0	0- 0	NEUTRAL	0- 0	0- 0	0- 0				
2- 5	0- 2	0- 1	NON-CONFERENCE	0- 0	0- 0	2- 2				
2- 1	0- 0	0- 0	HOME	0- 0	0- 0	2- 1				
0- 4	0- 2	0- 1	AWAY	0- 0	0- 0	0- 1				
0- 0	0- 0	0- 0	NEUTRAL	0- 0	0- 0	0- 0				
0- 0	0- 0	0- 0	CONFERENCE	0- 0	0- 0	0- 0				
0- 0	0- 0	0- 0	HOME	0- 0	0- 0	0- 0				
0- 0	0- 0	0- 0	AWAY	0- 0	0- 0	0- 0				
0- 0	0- 0	0- 0	NEUTRAL	0- 0	0- 0	0- 0				

RPI 1-25				RPI 26-50				RPI 51-100				RPI 101+ Team's RPI: 202			
RPI	S	Opponent	Score	RPI	S	Opponent	Score	RPI	S	Opponent	Score	RPI	S	Opponent	Score
19	A	Baylor	34 79	49	A	Missouri	46 52					173	H	Omaha	73 66
21	A	Texas A&M	45 71									182	A	UTSA	68 71
												210	H	UTRGV	70 54
												276	H	UMKC	68 71
LAST 12 Division I GAMES:															
276	H	UMKC	68 71	19	A	Baylor	34 79								
				182	A	UTSA	68 71								
				21	A	Texas A&M	45 71								
				210	H	UTRGV	70 54								
				173	H	Omaha	73 66								
				49	A	Missouri	46 52								

Non-Div I Games: Harding 74 62 Howard Payne 87 52

Abilene Christian

Loss, Non-Conf, S Site, H Home A Away N Neutral

Air Force

Through Games Of Dec. 11, 2016

Average RPI Win:	323	WON-LOST	WINNING	LAST 10	STRENGTH OF	OPP. STRENGTH	TEAM	ADJ.	CONF.	ADJ CONF.
Average RPI Loss:	126	RECORD	PCT. RANK	GAMES	SCHEDULE	OF SCHEDULE	RPI	RPI	RPI	RPI
DIV. I ONLY	2- 7	280	2- 7	63	328	233	233	9	9	
DIV. I NON-CONF.	2- 7	279	2- 7	63	328	233	233	9	9	
TOTALS	RPI 1-25	RPI 26-50	W-L RECORDS	RPI 51-100	RPI 101-150	RPI 150+				
2- 7	0- 0	0- 2	OVERALL	0- 2	0- 1	2- 2				
1- 4	0- 0	0- 1	HOME	0- 2	0- 0	1- 1				
1- 3	0- 0	0- 1	AWAY	0- 0	0- 1	1- 1				
0- 0	0- 0	0- 0	NEUTRAL	0- 0	0- 0	0- 0				
2- 7	0- 0	0- 2	NON-CONFERENCE	0- 2	0- 1	2- 2				
1- 4	0- 0	0- 1	HOME	0- 2	0- 0	1- 1				
1- 3	0- 0	0- 1	AWAY	0- 0	0- 1	1- 1				
0- 0	0- 0	0- 0	NEUTRAL	0- 0	0- 0	0- 0				
0- 0	0- 0	0- 0	CONFERENCE	0- 0	0- 0	0- 0				
0- 0	0- 0	0- 0	HOME	0- 0	0- 0	0- 0				
0- 0	0- 0	0- 0	AWAY	0- 0	0- 0	0- 0				
0- 0	0- 0	0- 0	NEUTRAL	0- 0	0- 0	0- 0				

RPI 1-25				RPI 26-50				RPI 51-100				RPI 101+ Team's RPI: 233			
RPI	S	Opponent	Score	RPI	S	Opponent	Score	RPI	S	Opponent	Score	RPI	S	Opponent	Score
				32	A	Colorado	68 95	85	H	Navy	46 64	126	A	Army West Point	47 75
				36	H	Vanderbilt	49 75	86	H	Northern Colo.	44 71	193	H	Weber St.	61 76
												309	H	Utah Valley	64 53
												325	A	Denver	52 65
												337	A	Fairleigh Dickinson	56 48
LAST 12 Division I GAMES:															
				86	H	Northern Colo.	44 71	193	H	Weber St.	61 76				
				309	H	Utah Valley	64 53	32	A	Colorado	68 95				
				36	H	Vanderbilt	49 75	325	A	Denver	52 65				
				85	H	Navy	46 64								
				337	A	Fairleigh Dickinson	56 48								
				126	A	Army West Point	47 75								

Non-Div I Games:

Air Force

■ Loss,
 ■ Non-Conf,
 ■ S Site,
 ■ H Home
 ■ A Away
 N Neutral

Average RPI Win:	306	WON-LOST	WINNING	LAST 10	STRENGTH OF	OPP. STRENGTH	TEAM	ADJ.	CONF.	ADJ CONF.
Average RPI Loss:	56	RECORD	PCT. RANK	GAMES	SCHEDULE	OF SCHEDULE	RPI	RPI	RPI	RPI
DIV. I ONLY	4- 2	92	4- 2	317	228	168	168	11	11	
DIV. I NON-CONF.	4- 2	91	4- 2	317	228	170	170	11	11	
TOTALS	RPI 1-25	RPI 26-50	W-L RECORDS	RPI 51-100	RPI 101-150	RPI 150+				
4- 2	0- 0	0- 1	OVERALL	0- 1	0- 0	4- 0				
0- 1	0- 0	0- 0	HOME	0- 1	0- 0	0- 0				
4- 1	0- 0	0- 1	AWAY	0- 0	0- 0	4- 0				
0- 0	0- 0	0- 0	NEUTRAL	0- 0	0- 0	0- 0				
4- 2	0- 0	0- 1	NON-CONFERENCE	0- 1	0- 0	4- 0				
0- 1	0- 0	0- 0	HOME	0- 1	0- 0	0- 0				
4- 1	0- 0	0- 1	AWAY	0- 0	0- 0	4- 0				
0- 0	0- 0	0- 0	NEUTRAL	0- 0	0- 0	0- 0				
0- 0	0- 0	0- 0	CONFERENCE	0- 0	0- 0	0- 0				
0- 0	0- 0	0- 0	HOME	0- 0	0- 0	0- 0				
0- 0	0- 0	0- 0	AWAY	0- 0	0- 0	0- 0				
0- 0	0- 0	0- 0	NEUTRAL	0- 0	0- 0	0- 0				

RPI 1-25			RPI 26-50			RPI 51-100			RPI 101+			Team's RPI: 168
RPI	S	Opponent	Score	RPI	S	Opponent	Score	RPI	S	Opponent	Score	
40	A	Penn St.	71 84	72	H	Bucknell	47 61	267	A	Canisius	73 64	
								310	A	Eastern Ky.	63 57	
								317	A	Youngstown St.	76 74	
								328	A	Winthrop	80 59	
LAST 12 Division I GAMES:												
72	H	Bucknell	47 61	310	A	Eastern Ky.	63 57					
267	A	Canisius	73 64	317	A	Youngstown St.	76 74					
40	A	Penn St.	71 84	328	A	Winthrop	80 59					

Non-Div I Games: Malone 63 52

Akron

Albama

Alabama

Alabama

Page 5

Average RPI Win:	0	WON-LOST	WINNING	LAST 10	STRENGTH OF	OPP. STRENGTH	TEAM	ADJ.	CONF.	ADJ CONF.
Average RPI Loss:	163	RECORD	PCT. RANK	GAMES	SCHEDULE	OF SCHEDULE	RPI	RPI	RPI	RPI
DIV. I ONLY	0- 5	326	0- 5	38	326	283	283	30	30	
DIV. I NON-CONF.	0- 5	325	0- 5	38	326	280	280	30	30	
TOTALS	RPI 1-25	RPI 26-50	W-L RECORDS	RPI 51-100	RPI 101-150	RPI 150+				
0- 5	0- 0	0- 1	OVERALL	0- 0	0- 1	0- 3				
0- 0	0- 0	0- 0	HOME	0- 0	0- 0	0- 0				
0- 5	0- 0	0- 0	AWAY	0- 0	0- 0	0- 0				
0- 0	0- 0	0- 0	NEUTRAL	0- 0	0- 0	0- 0				
0- 5	0- 0	0- 1	NON-CONFERENCE	0- 0	0- 1	0- 3				
0- 0	0- 0	0- 0	HOME	0- 0	0- 0	0- 0				
0- 5	0- 0	0- 1	AWAY	0- 0	0- 1	0- 3				
0- 0	0- 0	0- 0	NEUTRAL	0- 0	0- 0	0- 0				
0- 0	0- 0	0- 0	CONFERENCE	0- 0	0- 0	0- 0				
0- 0	0- 0	0- 0	HOME	0- 0	0- 0	0- 0				
0- 0	0- 0	0- 0	AWAY	0- 0	0- 0	0- 0				
0- 0	0- 0	0- 0	NEUTRAL	0- 0	0- 0	0- 0				

RPI 1-25			RPI 26-50			RPI 51-100			RPI 101+			Team's RPI: 283
RPI	S	Opponent	Score	RPI	S	Opponent	Score	RPI	S	Opponent	Score	
				33	A	North Carolina	35 80					
								118	A	Western Ky.	32 96	
								157	A	Alabama	29 97	
								213	A	Samford	37 61	
								296	A	Murray St.	49 81	
LAST 12 Division I GAMES:												
				157	A	Alabama	29 97					
				33	A	North Carolina	35 80					
				296	A	Murray St.	49 81					
				118	A	Western Ky.	32 96					
								213	A	Samford	37 61	

Non-Div I Games: Oakwood 68 65 Concordia (AL) 61 58

Alabama A&M

Loss, Non-Conf, S Site, Home Away N Neutral

Average RPI Win: 0		WON-LOST	WINNING	LAST 10	STRENGTH OF	OPP. STRENGTH	TEAM	ADJ.	CONF.	ADJ CONF.
Average RPI Loss: 144		RECORD	PCT. RANK	GAMES	SCHEDULE	OF SCHEDULE	RPI	RPI	RPI	RPI
DIV. I ONLY		0- 6	326	0- 6	65	278	290	290	30	30
DIV. I NON-CONF.		0- 6	325	0- 6	65	276	287	287	30	30
TOTALS		RPI 1-25	RPI 26-50	W-L RECORDS		RPI 51-100	RPI 101-150	RPI 150+		
0- 6	0- 0		0- 2	OVERALL		0- 0	0- 2	0- 2		
0- 0	0- 0		0- 0	HOME		0- 0	0- 0	0- 0		
0- 6	0- 0		0- 0	AWAY		0- 0	0- 2	0- 1		
0- 0	0- 0		0- 0	NEUTRAL		0- 0	0- 0	0- 0		
0- 6	0- 0		0- 2	NON-CONFERENCE		0- 0	0- 2	0- 2		
0- 0	0- 0		0- 0	HOME		0- 0	0- 0	0- 0		
0- 6	0- 0		0- 2	AWAY		0- 0	0- 2	0- 2		
0- 0	0- 0		0- 0	NEUTRAL		0- 0	0- 0	0- 0		
0- 0	0- 0		0- 0	CONFERENCE		0- 0	0- 0	0- 0		
0- 0	0- 0		0- 0	HOME		0- 0	0- 0	0- 0		
0- 0	0- 0		0- 0	AWAY		0- 0	0- 0	0- 0		
0- 0	0- 0		0- 0	NEUTRAL		0- 0	0- 0	0- 0		

RPI 1-25				RPI 26-50				RPI 51-100				RPI 101+				Team's RPI: 290	
RPI	S	Opponent	Score	RPI	S	Opponent	Score	RPI	S	Opponent	Score	RPI	S	Opponent	Score		
				33	A	North Carolina	54 84					103	A	Troy	66 95		
				47	A	Georgia Tech	48 70					144	A	Southern Miss.	43 70		
												213	A	Samford	49 63		
												323	A	Savannah St.	39 54		
LAST 12 Division I GAMES:																	
				103	A	Troy	66 95	144	A	Southern Miss.	43 70						
				213	A	Samford	49 63	323	A	Savannah St.	39 54						
								47	A	Georgia Tech	48 70						
								33	A	North Carolina	54 84						

Non-Div I Games:	Mobile	84	45
------------------	--------	----	----

Alabama St.

Loss, Non-Conf, S Site, H Home A Away N Neutral

Albany (NY)

Through Games Of Dec. 11, 2016

Average RPI Win:	266	WON-LOST	WINNING	LAST 10	STRENGTH OF	OPP. STRENGTH	TEAM	ADJ.	CONF.	ADJ CONF.
Average RPI Loss:	73	RECORD	PCT. RANK	GAMES	SCHEDULE	OF SCHEDULE	RPI	RPI	RPI	RPI
DIV. I ONLY	5- 5	152	5- 5	137	176	141	141	25	25	
DIV. I NON-CONF.	5- 5	153	5- 5	137	175	143	143	25	25	
TOTALS	RPI 1-25	RPI 26-50	W-L RECORDS	RPI 51-100	RPI 101-150	RPI 150+				
5- 5	0- 2	0- 0	OVERALL	0- 2	1- 1	4- 0				
4- 0	0- 0	0- 0	HOME	0- 0	1- 0	3- 0				
1- 4	0- 1	0- 0	AWAY	0- 2	0- 1	1- 0				
0- 1	0- 1	0- 0	NEUTRAL	0- 0	0- 0	0- 0				
5- 5	0- 2	0- 0	NON-CONFERENCE	0- 2	1- 1	4- 0				
4- 0	0- 0	0- 0	HOME	0- 0	1- 0	3- 0				
1- 4	0- 1	0- 0	AWAY	0- 2	0- 1	1- 0				
0- 1	0- 1	0- 0	NEUTRAL	0- 0	0- 0	0- 0				
0- 0	0- 0	0- 0	CONFERENCE	0- 0	0- 0	0- 0				
0- 0	0- 0	0- 0	HOME	0- 0	0- 0	0- 0				
0- 0	0- 0	0- 0	AWAY	0- 0	0- 0	0- 0				
0- 0	0- 0	0- 0	NEUTRAL	0- 0	0- 0	0- 0				

RPI 1-25				RPI 26-50				RPI 51-100				RPI 101+ Team's RPI: 141			
RPI	S	Opponent	Score	RPI	S	Opponent	Score	RPI	S	Opponent	Score	RPI	S	Opponent	Score
11	N	Miami (FL)	53 77					83	A	Fordham	82 89	126	H	Army West Point	65 59
22	A	Kentucky	46 70					98	A	St. John's (NY)	36 54	150	A	Yale	53 64
												264	H	Siena	88 86
												272	H	Fairfield	59 45
												331	H	Boston U.	69 54
												339	A	Wagner	75 50
LAST 12 Division I GAMES:															
150	A	Yale	53 64	339	A	Wagner	75 50								
98	A	St. John's (NY)	36 54	272	H	Fairfield	59 45								
264	H	Siena	88 86	11	N	Miami (FL)	53 77								
83	A	Fordham	82 89	22	A	Kentucky	46 70								
331	H	Boston U.	69 54												
126	H	Army West Point	65 59												

Non-Div I Games:

Albany (NY)

■ Loss,
 ■ Non-Conf,
 ■ S Site,
 ■ H Home
 ■ A Away
 N Neutral

Average RPI Win:	0	WON-LOST	WINNING	LAST 10	STRENGTH OF	OPP. STRENGTH	TEAM	ADJ.	CONF.	ADJ CONF.
Average RPI Loss:	193	RECORD	PCT. RANK	GAMES	SCHEDULE	OF SCHEDULE	RPI	RPI	RPI	RPI
DIV. I ONLY	0- 7	326	0- 1	241	347	344	344	30	30	
DIV. I NON-CONF.	0- 7	325	0- 1	242	347	344	344	30	30	
TOTALS	RPI 1-25	RPI 26-50	W-L RECORDS	RPI 51-100	RPI 101-150	RPI 150+				
0- 7	0- 0	0- 0	OVERALL	0- 0	0- 2	0- 5				
0- 1	0- 0	0- 0	HOME	0- 0	0- 0	0- 1				
0- 5	0- 0	0- 0	AWAY	0- 0	0- 1	0- 1				
0- 1	0- 0	0- 0	NEUTRAL	0- 0	0- 0	0- 1				
0- 7	0- 0	0- 0	NON-CONFERENCE	0- 0	0- 2	0- 5				
0- 1	0- 0	0- 0	HOME	0- 0	0- 0	0- 1				
0- 5	0- 0	0- 0	AWAY	0- 0	0- 2	0- 3				
0- 1	0- 0	0- 0	NEUTRAL	0- 0	0- 0	0- 1				
0- 0	0- 0	0- 0	CONFERENCE	0- 0	0- 0	0- 0				
0- 0	0- 0	0- 0	HOME	0- 0	0- 0	0- 0				
0- 0	0- 0	0- 0	AWAY	0- 0	0- 0	0- 0				
0- 0	0- 0	0- 0	NEUTRAL	0- 0	0- 0	0- 0				



























RPI 1-25			RPI 26-50			RPI 51-100			RPI 101+			Team's RPI: 344
RPI	S	Opponent	Score	RPI	S	Opponent	Score	RPI	S	Opponent	Score	
								121	A	Arizona	59	74
								144	A	Southern Miss.	56	99
								157	A	Alabama	43	93
								167	A	Grand Canyon	44	77
								238	A	Central Ark.	45	59
								238	H	Central Ark.	57	71
								284	N	Southeast Mo. St.	50	68
LAST 12 Division I GAMES:												
238	H	Central Ark.	57	71	284	N	Southeast Mo. St.	50	68			
121	A	Arizona	59	74	157	A	Alabama	43	93			
167	A	Grand Canyon	44	77	238	A	Central Ark.	45	59			
					144	A	Southern Miss.	56	99			

Non-Div I Games:

Alcorn

 Loss,
 Non-Conf,
 S Site,
 H Home
 A Away
N Neutral

Average RPI Win: 241	WON-LOST	WINNING	LAST 10	STRENGTH OF	OPP. STRENGTH	TEAM	ADJ.	CONF.	ADJ CONF.
Average RPI Loss: 144	RECORD	PCT. RANK	GAMES	SCHEDULE	OF SCHEDULE	RPI	RPI	RPI	RPI
DIV. I ONLY	3- 6	232	3- 6	163	254	243	243	24	24
DIV. I NON-CONF.	3- 6	233	3- 6	162	253	243	243	24	24
TOTALS	RPI 1-25	RPI 26-50	W-L RECORDS	RPI 51-100	RPI 101-150	RPI 150+			
3- 6	0- 0	0- 0	OVERALL	1- 1	0- 2	2- 3			
2- 2	0- 0	0- 0	HOME	1- 0	0- 2	1- 0			
1- 2	0- 0	0- 0	AWAY	0- 1	0- 0	1- 1			
0- 2	0- 0	0- 0	NEUTRAL	0- 0	0- 0	0- 2			
3- 6	0- 0	0- 0	NON-CONFERENCE	1- 1	0- 2	2- 3			
2- 2	0- 0	0- 0	HOME	1- 0	0- 2	1- 0			
1- 2	0- 0	0- 0	AWAY	0- 1	0- 0	1- 1			
0- 2	0- 0	0- 0	NEUTRAL	0- 0	0- 0	0- 2			
0- 0	0- 0	0- 0	CONFERENCE	0- 0	0- 0	0- 0			
0- 0	0- 0	0- 0	HOME	0- 0	0- 0	0- 0			
0- 0	0- 0	0- 0	AWAY	0- 0	0- 0	0- 0			
0- 0	0- 0	0- 0	NEUTRAL	0- 0	0- 0	0- 0			

RPI 1-25			RPI 26-50			RPI 51-100			RPI 101+			Team's RPI: 243
RPI	S	Opponent	Score	RPI	S	Opponent	Score	RPI	S	Opponent	Score	
						95  George Washington	66 61			129  Delaware	55 	
						96  Hofstra	67 			132  William & Mary	34 	
										153  La Salle	59 	
										177 N VCU	62 	
										178 N Georgia St.	58 	
										312  UMBC	70 53	
										317  Youngstown St.	77 64	
LAST 12 Division I GAMES:												
						96  Hofstra	67 			312  UMBC	70 53	
						95  George Washington	66 61			178 N Georgia St.	58 	
						132  William & Mary	34 			177 N VCU	62 	
										153  La Salle	59 	
										129  Delaware	55 	
										317  Youngstown St.	77 64	

Non-Div I Games:

American

Average RPI Win:	285	WON-LOST	WINNING	LAST 10	STRENGTH OF	OPP. STRENGTH	TEAM	ADJ.	CONF.	ADJ CONF.
Average RPI Loss:	127	RECORD	PCT. RANK	GAMES	SCHEDULE	OF SCHEDULE	RPI	RPI	RPI	RPI
DIV. I ONLY	4- 5	181	4- 5	270	170	222	222	17	17	
DIV. I NON-CONF.	4- 5	183	4- 5	271	170	223	223	17	17	
TOTALS	RPI 1-25	RPI 26-50	W-L RECORDS	RPI 51-100	RPI 101-150	RPI 150+				
4- 5	0- 1	0- 1	OVERALL	0- 0	0- 1	4- 2				
1- 2	0- 0	0- 0	HOME	0- 0	0- 1	1- 1				
2- 3	0- 1	0- 1	AWAY	0- 0	0- 0	2- 1				
1- 0	0- 0	0- 0	NEUTRAL	0- 0	0- 0	1- 0				
4- 5	0- 1	0- 1	NON-CONFERENCE	0- 0	0- 1	4- 2				
1- 2	0- 0	0- 0	HOME	0- 0	0- 1	1- 1				
2- 3	0- 1	0- 1	AWAY	0- 0	0- 0	2- 1				
1- 0	0- 0	0- 0	NEUTRAL	0- 0	0- 0	1- 0				
0- 0	0- 0	0- 0	CONFERENCE	0- 0	0- 0	0- 0				
0- 0	0- 0	0- 0	HOME	0- 0	0- 0	0- 0				
0- 0	0- 0	0- 0	AWAY	0- 0	0- 0	0- 0				
0- 0	0- 0	0- 0	NEUTRAL	0- 0	0- 0	0- 0				

RPI 1-25				RPI 26-50				RPI 51-100				RPI 101+ Team's RPI: 222			
RPI	S	Opponent	Score	RPI	S	Opponent	Score	RPI	S	Opponent	Score	RPI	S	Opponent	Score
12	A	DePaul	58 99	47	A	Georgia Tech	52 81					116	H	Radford	54 57
												192	H	Col. of Charleston	62 65
												247	N	Gardner-Webb	72 67
												269	A	Richmond	46 55
												277	A	ETSU	71 68
												299	H	N.C. A&T	71 58
												318	A	Liberty	66 57
LAST 12 Division I GAMES:															
				47	A	Georgia Tech	52 81	318	A	Liberty	66 57				
				116	H	Radford	54 57	247	N	Gardner-Webb	72 67				
				299	H	N.C. A&T	71 58	12	A	DePaul	58 99				
				192	H	Col. of Charleston	62 65								
				277	A	ETSU	71 68								
				269	A	Richmond	46 55								

Non-Div I Games:

Appalachian St.

■ Loss,
 ■ Non-Conf,
 ■ S Site,
 ■ H Home
 ■ A Away
 N Neutral

Average RPI Win:	200	WON-LOST	WINNING	LAST 10	STRENGTH OF	OPP. STRENGTH	TEAM	ADJ.	CONF.	ADJ CONF.
Average RPI Loss:	232	RECORD	PCT. RANK	GAMES	SCHEDULE	OF SCHEDULE	RPI	RPI	RPI	RPI
DIV. I ONLY	6- 1	36	6- 1	279	161	121	121	1	1	
DIV. I NON-CONF.	6- 1	36	6- 1	280	162	122	122	1	1	
TOTALS	RPI 1-25	RPI 26-50	W-L RECORDS	RPI 51-100	RPI 101-150	RPI 150+				
6- 1	0- 0	0- 0	OVERALL	1- 0	2- 0	3- 1				
3- 1	0- 0	0- 0	HOME	0- 0	1- 0	2- 1				
3- 0	0- 0	0- 0	AWAY	1- 0	1- 0	1- 0				
0- 0	0- 0	0- 0	NEUTRAL	0- 0	0- 0	0- 0				
6- 1	0- 0	0- 0	NON-CONFERENCE	1- 0	2- 0	3- 1				
3- 1	0- 0	0- 0	HOME	0- 0	1- 0	2- 1				
3- 0	0- 0	0- 0	AWAY	1- 0	1- 0	1- 0				
0- 0	0- 0	0- 0	NEUTRAL	0- 0	0- 0	0- 0				
0- 0	0- 0	0- 0	CONFERENCE	0- 0	0- 0	0- 0				
0- 0	0- 0	0- 0	HOME	0- 0	0- 0	0- 0				
0- 0	0- 0	0- 0	AWAY	0- 0	0- 0	0- 0				
0- 0	0- 0	0- 0	NEUTRAL	0- 0	0- 0	0- 0				

RPI S	Opponent	Score	RPI S	Opponent	Score	RPI S	Opponent	Score	RPI S	Opponent	Score	Team's RPI: 121
						93	A George Mason	81 70	130	H San Diego	76 59	
									137	A Southern Utah	77 65	
									232	H North Texas	58 62	
									236	A New Mexico St.	74 63	
									259	H Fla. Atlantic	77 67	
									344	H Alcorn	74 59	
LAST 12 Division I GAMES:												
137	A Southern Utah	77 65	130	H San Diego	76 59							
232	H North Texas	58 62	236	A New Mexico St.	74 63							
93	A George Mason	81 70	259	H Fla. Atlantic	77 67							
344	H Alcorn	74 59										

Non-Div I Games:

Arizona

Average RPI Win:	164	WON-LOST	WINNING	LAST 10	STRENGTH OF	OPP. STRENGTH	TEAM	ADJ.	CONF.	ADJ CONF.
Average RPI Loss:	43	RECORD	PCT. RANK	GAMES	SCHEDULE	OF SCHEDULE	RPI	RPI	RPI	RPI
DIV. I ONLY	6- 2	66	6- 2	62	46	35	35	1	1	
DIV. I NON-CONF.	6- 2	64	6- 2	62	47	35	35	1	1	
TOTALS	RPI 1-25	RPI 26-50	W-L RECORDS	RPI 51-100	RPI 101-150	RPI 150+				
6- 2	1- 0	1- 1	OVERALL	1- 1	0- 0	3- 0				
4- 0	0- 0	1- 0	HOME	0- 0	0- 0	3- 0				
1- 1	1- 0	0- 0	AWAY	0- 1	0- 0	0- 0				
1- 1	0- 0	0- 1	NEUTRAL	1- 0	0- 0	0- 0				
6- 2	1- 0	1- 1	NON-CONFERENCE	1- 1	0- 0	3- 0				
4- 0	0- 0	1- 0	HOME	0- 0	0- 0	3- 0				
1- 1	1- 0	0- 0	AWAY	0- 1	0- 0	0- 0				
1- 1	0- 0	0- 1	NEUTRAL	1- 0	0- 0	0- 0				
0- 0	0- 0	0- 0	CONFERENCE	0- 0	0- 0	0- 0				
0- 0	0- 0	0- 0	HOME	0- 0	0- 0	0- 0				
0- 0	0- 0	0- 0	AWAY	0- 0	0- 0	0- 0				
0- 0	0- 0	0- 0	NEUTRAL	0- 0	0- 0	0- 0				

RPI 1-25				RPI 26-50				Team's RPI: 35				RPI 51-100				RPI 101+			
RPI	S	Opponent	Score	RPI	S	Opponent	Score	RPI	S	Opponent	Score	RPI	S	Opponent	Score	RPI	S	Opponent	Score
22	A	Kentucky	73 71	31	H	Florida	69 63	52	A	Marquette	63 75	219	H	San Jose St.	82 37				
				34	N	Maryland	42 83	98	N	St. John's (NY)	54 41	282	H	Illinois St.	76 40				
												331	H	Boston U.	71 42				
LAST 12 Division I GAMES:																			
22	A	Kentucky	73 71	331	H	Boston U.	71 42	98	N	St. John's (NY)	54 41	34	N	Maryland	42 83	52	A	Marquette	63 75
31	H	Florida	69 63					219	H	San Jose St.	82 37	282	H	Illinois St.	76 40				

Non-Div I Games:

Arizona St.

Loss, Non-Conf, S Site, H Home A Away N Neutral

Average RPI Win:	0	WON-LOST	WINNING	LAST 10	STRENGTH OF	OPP. STRENGTH	TEAM	ADJ.	CONF.	ADJ CONF.
Average RPI Loss:	189	RECORD	PCT. RANK	GAMES	SCHEDULE	OF SCHEDULE	RPI	RPI	RPI	RPI
DIV. I ONLY	0- 6	326	0- 6	68	331	301	301	30	30	
DIV. I NON-CONF.	0- 6	325	0- 6	68	331	300	300	30	30	
TOTALS	RPI 1-25	RPI 26-50	W-L RECORDS	RPI 51-100	RPI 101-150	RPI 150+				
0- 6	0- 0	0- 0	OVERALL	0- 2	0- 0	0- 4				
0- 1	0- 0	0- 0	HOME	0- 0	0- 0	0- 1				
0- 5	0- 0	0- 0	AWAY	0- 2	0- 0	0- 3				
0- 0	0- 0	0- 0	NEUTRAL	0- 0	0- 0	0- 0				
0- 6	0- 0	0- 0	NON-CONFERENCE	0- 2	0- 0	0- 4				
0- 1	0- 0	0- 0	HOME	0- 0	0- 0	0- 1				
0- 5	0- 0	0- 0	AWAY	0- 2	0- 0	0- 3				
0- 0	0- 0	0- 0	NEUTRAL	0- 0	0- 0	0- 0				
0- 0	0- 0	0- 0	CONFERENCE	0- 0	0- 0	0- 0				
0- 0	0- 0	0- 0	HOME	0- 0	0- 0	0- 0				
0- 0	0- 0	0- 0	AWAY	0- 0	0- 0	0- 0				
0- 0	0- 0	0- 0	NEUTRAL	0- 0	0- 0	0- 0				

RPI 1-25				RPI 26-50				RPI 51-100				RPI 101+				Team's RPI: 301	
RPI	S	Opponent	Score	RPI	S	Opponent	Score	RPI	S	Opponent	Score	RPI	S	Opponent	Score		
								60	A	South Dakota St.	45	103	194	A	Cincinnati	42	72
								71	A	Xavier	41	62	198	A	Ball St.	60	88
													295	A	Illinois	58	70
													313	H	Austin Peay	55	69
LAST 12 Division I GAMES:																	
				60	A	South Dakota St.	45	103									
				194	A	Cincinnati	42	72									
				71	A	Xavier	41	62									
				313	H	Austin Peay	55	69									
				295	A	Illinois	58	70									
				198	A	Ball St.	60	88									

Non-Div I Games: Philander Smith 88 65

Ark.-Pine Bluff

■ Loss,
 ■ Non-Conf,
 ■ S Site,
 ■ H Home
 ■ A Away
 N Neutral

Arkansas

Through Games Of Dec. 11, 2016

Average RPI Win:	186	WON-LOST	WINNING	LAST 10	STRENGTH OF	OPP. STRENGTH	TEAM	ADJ.	CONF.	ADJ CONF.
Average RPI Loss:	133	RECORD	PCT. RANK	GAMES	SCHEDULE	OF SCHEDULE	RPI	RPI	RPI	RPI
DIV. I ONLY	9- 1	18	9- 1	252	113	70	70	2	2	
DIV. I NON-CONF.	9- 1	18	9- 1	254	114	71	71	2	2	
TOTALS	RPI 1-25	RPI 26-50	W-L RECORDS	RPI 51-100	RPI 101-150	RPI 150+				
9- 1	0- 0	1- 0	OVERALL	2- 0	0- 1	6- 0				
6- 0	0- 0	1- 0	HOME	1- 0	0- 0	4- 0				
1- 1	0- 0	0- 0	AWAY	0- 0	0- 1	1- 0				
2- 0	0- 0	0- 0	NEUTRAL	1- 0	0- 0	1- 0				
9- 1	0- 0	1- 0	NON-CONFERENCE	2- 0	0- 1	6- 0				
6- 0	0- 0	1- 0	HOME	1- 0	0- 0	4- 0				
1- 1	0- 0	0- 0	AWAY	0- 0	0- 1	1- 0				
2- 0	0- 0	0- 0	NEUTRAL	1- 0	0- 0	1- 0				
0- 0	0- 0	0- 0	CONFERENCE	0- 0	0- 0	0- 0				
0- 0	0- 0	0- 0	HOME	0- 0	0- 0	0- 0				
0- 0	0- 0	0- 0	AWAY	0- 0	0- 0	0- 0				
0- 0	0- 0	0- 0	NEUTRAL	0- 0	0- 0	0- 0				

RPI 1-25			RPI 26-50			RPI 51-100			Team's RPI: 70	RPI 101+		
RPI	S	Opponent	Score	RPI	S	Opponent	Score	RPI	S	Opponent	Score	RPI
				41	H	Texas Tech	66 60	67	H	South Dakota	70 67	133
								85	N	Navy	70 67	A
												Missouri St.
												Stetson
												Tulsa
												Butler
												Memphis
												Sam Houston St.
												La.-Monroe
LAST 12 Division I GAMES:												
154	H	Stetson	79 62	133	A	Missouri St.	62 64	251	H	Butler	68 50	
67	H	South Dakota	70 67	41	H	Texas Tech	66 60	156	A	Tulsa	57 50	
346	H	La.-Monroe	92 46	85	N	Navy	70 67	266	N	Memphis	91 61	
311	H	Sam Houston St.	71 39	266	N	Memphis	91 61					

Non-Div I Games:

Arkansas

■ Loss,
 ■ Non-Conf, S Site,
 ■ Home
 ■ Away
 N Neutral

Average RPI Win:	156	WON-LOST	WINNING	LAST 10	STRENGTH OF	OPP. STRENGTH	TEAM	ADJ.	CONF.	ADJ CONF.
Average RPI Loss:	122	RECORD	PCT. RANK	GAMES	SCHEDULE	OF SCHEDULE	RPI	RPI	RPI	RPI
DIV. I ONLY	1- 7	308	1- 7	94	130	256	256	17	17	
DIV. I NON-CONF.	1- 7	308	1- 7	94	131	255	255	17	17	
TOTALS	RPI 1-25	RPI 26-50	W-L RECORDS	RPI 51-100	RPI 101-150	RPI 150+				
1- 7	0- 2	0- 1	OVERALL	0- 1	0- 0	1- 3				
1- 2	0- 1	0- 1	HOME	0- 0	0- 0	1- 0				
0- 5	0- 1	0- 0	AWAY	0- 1	0- 0	0- 3				
0- 0	0- 0	0- 0	NEUTRAL	0- 0	0- 0	0- 0				
1- 7	0- 2	0- 1	NON-CONFERENCE	0- 1	0- 0	1- 3				
1- 2	0- 1	0- 1	HOME	0- 0	0- 0	1- 0				
0- 5	0- 1	0- 0	AWAY	0- 1	0- 0	0- 3				
0- 0	0- 0	0- 0	NEUTRAL	0- 0	0- 0	0- 0				
0- 0	0- 0	0- 0	CONFERENCE	0- 0	0- 0	0- 0				
0- 0	0- 0	0- 0	HOME	0- 0	0- 0	0- 0				
0- 0	0- 0	0- 0	AWAY	0- 0	0- 0	0- 0				
0- 0	0- 0	0- 0	NEUTRAL	0- 0	0- 0	0- 0				

RPI 1-25			RPI 26-50			RPI 51-100			RPI 101+			Team's RPI: 256
RPI	S	Opponent	Score	RPI	S	Opponent	Score	RPI	S	Opponent	Score	
14	H	South Fla.	59 78	31	H	Florida	60 71	87	A	Iowa St.	53 105	156 H Tulsa 83 80
15	A	Oklahoma St.	34 76									189 A Tennessee St. 66 76
												203 A Wichita St. 51 69
												313 A Austin Peay 55 62
LAST 12 Division I GAMES:												
14	H	South Fla.	59 78	203	A	Wichita St.	51 69					
156	H	Tulsa	83 80	87	A	Iowa St.	53 105					
				31	H	Florida	60 71					
				189	A	Tennessee St.	66 76					
				313	A	Austin Peay	55 62					
				15	A	Oklahoma St.	34 76					

Non-Div I Games:

Arkansas St.

Army West Point

Through Games Of Dec. 11, 2016

Average RPI Win:	257	WON-LOST	WINNING	LAST 10	STRENGTH OF	OPP. STRENGTH	TEAM	ADJ.	CONF.	ADJ CONF.
Average RPI Loss:	80	RECORD	PCT. RANK	GAMES	SCHEDULE	OF SCHEDULE	RPI	RPI	RPI	RPI
DIV. I ONLY	8- 2	43	8- 2	308	165	126	126	24	24	
DIV. I NON-CONF.	8- 2	43	8- 2	308	166	127	127	24	24	
TOTALS	RPI 1-25	RPI 26-50	W-L RECORDS	RPI 51-100	RPI 101-150	RPI 150+				
8- 2	0- 1	0- 0	OVERALL	0- 0	2- 1	6- 0				
5- 0	0- 0	0- 0	HOME	0- 0	1- 0	4- 0				
3- 2	0- 1	0- 0	AWAY	0- 0	1- 1	2- 0				
0- 0	0- 0	0- 0	NEUTRAL	0- 0	0- 0	0- 0				
8- 2	0- 1	0- 0	NON-CONFERENCE	0- 0	2- 1	6- 0				
5- 0	0- 0	0- 0	HOME	0- 0	1- 0	4- 0				
3- 2	0- 1	0- 0	AWAY	0- 0	1- 1	2- 0				
0- 0	0- 0	0- 0	NEUTRAL	0- 0	0- 0	0- 0				
0- 0	0- 0	0- 0	CONFERENCE	0- 0	0- 0	0- 0				
0- 0	0- 0	0- 0	HOME	0- 0	0- 0	0- 0				
0- 0	0- 0	0- 0	AWAY	0- 0	0- 0	0- 0				
0- 0	0- 0	0- 0	NEUTRAL	0- 0	0- 0	0- 0				

RPI 1-25				RPI 26-50				RPI 51-100				RPI 101+ Team's RPI: 126			
RPI	S	Opponent	Score	RPI	S	Opponent	Score	RPI	S	Opponent	Score	RPI	S	Opponent	Score
18	A	Minnesota	52 70									129	A	Delaware	61 47
												141	A	Albany (NY)	59 65
												150	H	Yale	59 55
												233	H	Air Force	75 47
												268	A	Dartmouth	68 60
												293	A	LIU Brooklyn	68 47
												303	H	St. Francis Brooklyn	69 46
												337	H	Fairleigh Dickinson	86 58
												339	H	Wagner	85 40
LAST 12 Division I GAMES:															
129	A	Delaware	61 47	233	H	Air Force	75 47								
18	A	Minnesota	52 70	150	H	Yale	59 55								
339	H	Wagner	85 40	141	A	Albany (NY)	59 65								
303	H	St. Francis Brooklyn	69 46	293	A	LIU Brooklyn	68 47								
337	H	Fairleigh Dickinson	86 58												
268	A	Dartmouth	68 60												

Non-Div I Games:

Army West Point

Loss, Non-Conf, S Site, H Home A Away N Neutral

Average RPI Win:	204	WON-LOST	WINNING	LAST 10	STRENGTH OF	OPP. STRENGTH	TEAM	ADJ.	CONF.	ADJ CONF.
Average RPI Loss:	34	RECORD	PCT. RANK	GAMES	SCHEDULE	OF SCHEDULE	RPI	RPI	RPI	RPI
DIV. I ONLY	7- 2	50	7- 2	39	253	28	28	2	2	
DIV. I NON-CONF.	7- 2	50	7- 2	39	252	28	28	2	2	
TOTALS	RPI 1-25	RPI 26-50	W-L RECORDS	RPI 51-100	RPI 101-150	RPI 150+				
7- 2	0- 1	0- 0	OVERALL	1- 1	2- 0	4- 0				
3- 0	0- 0	0- 0	HOME	0- 0	2- 0	1- 0				
2- 1	0- 1	0- 0	AWAY	1- 0	0- 0	1- 0				
2- 1	0- 0	0- 0	NEUTRAL	0- 1	0- 0	2- 0				
7- 2	0- 1	0- 0	NON-CONFERENCE	1- 1	2- 0	4- 0				
3- 0	0- 0	0- 0	HOME	0- 0	2- 0	1- 0				
2- 1	0- 1	0- 0	AWAY	1- 0	0- 0	1- 0				
2- 1	0- 0	0- 0	NEUTRAL	0- 1	0- 0	2- 0				
0- 0	0- 0	0- 0	CONFERENCE	0- 0	0- 0	0- 0				
0- 0	0- 0	0- 0	HOME	0- 0	0- 0	0- 0				
0- 0	0- 0	0- 0	AWAY	0- 0	0- 0	0- 0				
0- 0	0- 0	0- 0	NEUTRAL	0- 0	0- 0	0- 0				

RPI 1-25			RPI 26-50		Team's RPI: 28	RPI 51-100			RPI 101+		
RPI	S	Opponent	Score	RPI	S	Opponent	Score	RPI	S	Opponent	Score
17	A	Kansas St.	66 71					51	N	West Virginia	52 56
								100	A	East Carolina	61 52
								103	H	Troy	61 52
								105	H	Indiana	71 67
								198	N	Ball St.	54 40
								299	A	N.C. A&T	68 36
								300	N	Marist	52 51
								323	H	Savannah St.	75 46
LAST 12 Division I GAMES:											
105	H	Indiana	71 67	323	H	Savannah St.	75 46				
51	N	West Virginia	52 56	17	A	Kansas St.	66 71				
300	N	Marist	52 51	103	H	Troy	61 52				
198	N	Ball St.	54 40								
100	A	East Carolina	61 52								
299	A	N.C. A&T	68 36								

Non-Div I Games:

Auburn

Average RPI Win:	278	WON-LOST	WINNING	LAST 10	STRENGTH OF	OPP. STRENGTH	TEAM	ADJ.	CONF.	ADJ CONF.
Average RPI Loss:	190	RECORD	PCT. RANK	GAMES	SCHEDULE	OF SCHEDULE	RPI	RPI	RPI	RPI
DIV. I ONLY	3- 5	222	3- 5	329	196	313	313	28	28	
DIV. I NON-CONF.	3- 5	221	3- 5	329	195	313	313	28	28	
TOTALS	RPI 1-25	RPI 26-50	W-L RECORDS	RPI 51-100	RPI 101-150	RPI 150+				
3- 5	0- 0	0- 0	OVERALL	0- 0	0- 2	3- 3				
2- 2	0- 0	0- 0	HOME	0- 0	0- 1	2- 1				
1- 2	0- 0	0- 0	AWAY	0- 0	0- 1	1- 1				
0- 1	0- 0	0- 0	NEUTRAL	0- 0	0- 0	0- 1				
3- 5	0- 0	0- 0	NON-CONFERENCE	0- 0	0- 2	3- 3				
2- 2	0- 0	0- 0	HOME	0- 0	0- 1	2- 1				
1- 2	0- 0	0- 0	AWAY	0- 0	0- 1	1- 1				
0- 1	0- 0	0- 0	NEUTRAL	0- 0	0- 0	0- 1				
0- 0	0- 0	0- 0	CONFERENCE	0- 0	0- 0	0- 0				
0- 0	0- 0	0- 0	HOME	0- 0	0- 0	0- 0				
0- 0	0- 0	0- 0	AWAY	0- 0	0- 0	0- 0				
0- 0	0- 0	0- 0	NEUTRAL	0- 0	0- 0	0- 0				

RPI 1-25			RPI 26-50			RPI 51-100			RPI 101+			Team's RPI: 313
RPI	S	Opponent	Score	RPI	S	Opponent	Score	RPI	S	Opponent	Score	
								104	A	UCF	43	61
								118	H	Western Ky.	65	85
								216	N	St. Bonaventure	57	58
								249	H	Miami (OH)	58	73
								256	H	Arkansas St.	62	55
								263	A	Evansville	54	68
								277	H	ETSU	77	74
								301	A	Ark.-Pine Bluff	69	55
LAST 12 Division I GAMES:												
301	A	Ark.-Pine Bluff	69	55	263	A	Evansville	54	68			
256	H	Arkansas St.	62	55	118	H	Western Ky.	65	85			
249	H	Miami (OH)	58	73	277	H	ETSU	77	74			
					104	A	UCF	43	61			
					216	N	St. Bonaventure	57	58			

Non-Div I Games: Trevecca Nazarene 69 51 Christian Bros. 76 57

Austin Peay

 Loss,
 Non-Conf,
 S Site,
 H Home
 A Away
N Neutral

BYUBYU

BYU

Average RPI Win:	277	WON-LOST	WINNING	LAST 10	STRENGTH OF	OPP. STRENGTH	TEAM	ADJ.	CONF.	ADJ CONF.
Average RPI Loss:	92	RECORD	PCT. RANK	GAMES	SCHEDULE	OF SCHEDULE	RPI	RPI	RPI	RPI
DIV. I ONLY	6- 3	92	6- 3	310	118	198	198	11	11	
DIV. I NON-CONF.	6- 3	91	6- 3	310	119	200	200	11	11	
TOTALS	RPI 1-25	RPI 26-50	W-L RECORDS	RPI 51-100	RPI 101-150	RPI 150+				
6- 3	0- 0	0- 1	OVERALL	0- 1	0- 1	6- 0				
3- 1	0- 0	0- 0	HOME	0- 0	0- 1	3- 0				
2- 0	0- 0	0- 0	AWAY	0- 0	0- 0	2- 0				
1- 2	0- 0	0- 1	NEUTRAL	0- 1	0- 0	1- 0				
6- 3	0- 0	0- 1	NON-CONFERENCE	0- 1	0- 1	6- 0				
3- 1	0- 0	0- 0	HOME	0- 0	0- 1	3- 0				
2- 0	0- 0	0- 0	AWAY	0- 0	0- 0	2- 0				
1- 2	0- 0	0- 1	NEUTRAL	0- 1	0- 0	1- 0				
0- 0	0- 0	0- 0	CONFERENCE	0- 0	0- 0	0- 0				
0- 0	0- 0	0- 0	HOME	0- 0	0- 0	0- 0				
0- 0	0- 0	0- 0	AWAY	0- 0	0- 0	0- 0				
0- 0	0- 0	0- 0	NEUTRAL	0- 0	0- 0	0- 0				

RPI 1-25			RPI 26-50			RPI 51-100			RPI 101+			Team's RPI: 198
RPI	S	Opponent	Score	RPI	S	Opponent	Score	RPI	S	Opponent	Score	
				28	N	Auburn	40 54	100	N	East Carolina	69 82	148 H Purdue 42 58
										225 A Oakland 66 59		
										251 A Butler 74 50		
										263 H Evansville 84 49		
										299 N N.C. A&T 76 57		
										301 H Ark.-Pine Bluff 88 60		
										320 H Chicago St. 88 53		
LAST 12 Division I GAMES:												
225	A	Oakland	66 59	28	N	Auburn	40 54					
148	H	Purdue	42 58	263	H	Evansville	84 49					
251	A	Butler	74 50	301	H	Ark.-Pine Bluff	88 60					
320	H	Chicago St.	88 53									
100	N	East Carolina	69 82									
299	N	N.C. A&T	76 57									

Non-Div I Games:

Ball St.

■ Loss,
 ■ Non-Conf,
 S Site,
 ■ Home
 ■ Away
 N Neutral

Average RPI Win:	157	WON-LOST	WINNING	LAST 10	STRENGTH OF	OPP. STRENGTH	TEAM	ADJ.	CONF.	ADJ CONF.
Average RPI Loss:	1	RECORD	PCT. RANK	GAMES	SCHEDULE	OF SCHEDULE	RPI	RPI	RPI	RPI
DIV. I ONLY	10- 1	14	9- 1	109	11	19	19	4	4	
DIV. I NON-CONF.	10- 1	14	10- 1	110	11	19	19	4	4	
TOTALS	RPI 1-25	RPI 26-50	W-L RECORDS	RPI 51-100	RPI 101-150	RPI 150+				
10- 1	2- 1	1- 0	OVERALL	1- 0	0- 0	6- 0				
6- 0	1- 0	0- 0	HOME	0- 0	0- 0	5- 0				
1- 1	0- 1	1- 0	AWAY	0- 0	0- 0	0- 0				
3- 0	1- 0	0- 0	NEUTRAL	1- 0	0- 0	1- 0				
10- 1	2- 1	1- 0	NON-CONFERENCE	1- 0	0- 0	6- 0				
6- 0	1- 0	0- 0	HOME	0- 0	0- 0	5- 0				
1- 1	0- 1	1- 0	AWAY	0- 0	0- 0	0- 0				
3- 0	1- 0	0- 0	NEUTRAL	1- 0	0- 0	1- 0				
0- 0	0- 0	0- 0	CONFERENCE	0- 0	0- 0	0- 0				
0- 0	0- 0	0- 0	HOME	0- 0	0- 0	0- 0				
0- 0	0- 0	0- 0	AWAY	0- 0	0- 0	0- 0				
0- 0	0- 0	0- 0	NEUTRAL	0- 0	0- 0	0- 0				

RPI 1-25				Team's RPI: 19				RPI 26-50				RPI 51-100				RPI 101+			
RPI	S	Opponent	Score	RPI	S	Opponent	Score	RPI	S	Opponent	Score	RPI	S	Opponent	Score				
1	A	UConn	61 72	48	A	Tennessee	88 66	75	N	Ohio St.	85 68	185	H	Mississippi Val.	101 36				
12	N	DePaul	104 72									202	H	Abilene Christian	79 34				
13	H	UCLA	84 70									235	N	Kent St.	84 42				
												237	H	Southeastern La.	109 38				
												239	H	Texas St.	90 24				
												321	H	Houston Baptist	118 43				
LAST 12 Division I GAMES:																			
75	N	Ohio St.	85 68	239	H	Texas St.	90 24												
12	N	DePaul	104 72	48	A	Tennessee	88 66												
235	N	Kent St.	84 42	202	H	Abilene Christian	79 34												
237	H	Southeastern La.	109 38	13	H	UCLA	84 70												
185	H	Mississippi Val.	101 36	321	H	Houston Baptist	118 43												
1	A	UConn	61 72																

Non-Div I Games:

Baylor

Belmont

Through Games Of Dec. 11, 2016

Average RPI Win:	259	WON-LOST	WINNING	LAST 10	STRENGTH OF	OPP. STRENGTH	TEAM	ADJ.	CONF.	ADJ CONF.
Average RPI Loss:	66	RECORD	PCT. RANK	GAMES	SCHEDULE	OF SCHEDULE	RPI	RPI	RPI	RPI
DIV. I ONLY	5- 4	139	5- 4	151	219	125	125	28	28	
DIV. I NON-CONF.	5- 4	142	5- 4	151	221	126	126	28	28	
TOTALS	RPI 1-25	RPI 26-50	W-L RECORDS	RPI 51-100	RPI 101-150	RPI 150+				
5- 4	0- 1	0- 0	OVERALL	0- 2	0- 1	5- 0				
1- 1	0- 1	0- 0	HOME	0- 0	0- 0	1- 0				
4- 2	0- 0	0- 0	AWAY	0- 1	0- 1	4- 0				
0- 1	0- 0	0- 0	NEUTRAL	0- 1	0- 0	0- 0				
5- 4	0- 1	0- 0	NON-CONFERENCE	0- 2	0- 1	5- 0				
1- 1	0- 1	0- 0	HOME	0- 0	0- 0	1- 0				
4- 2	0- 0	0- 0	AWAY	0- 1	0- 1	4- 0				
0- 1	0- 0	0- 0	NEUTRAL	0- 1	0- 0	0- 0				
0- 0	0- 0	0- 0	CONFERENCE	0- 0	0- 0	0- 0				
0- 0	0- 0	0- 0	HOME	0- 0	0- 0	0- 0				
0- 0	0- 0	0- 0	AWAY	0- 0	0- 0	0- 0				
0- 0	0- 0	0- 0	NEUTRAL	0- 0	0- 0	0- 0				

RPI 1-25				RPI 26-50				RPI 51-100				RPI 101+ Team's RPI: 125			
RPI	S	Opponent	Score	RPI	S	Opponent	Score	RPI	S	Opponent	Score	RPI	S	Opponent	Score
3	H	Green Bay	53 62					61	A	Louisville	50 73	103	A	Troy	74 91
								97	N	Fresno St.	53 62	196	A	UAB	72 58
												213	A	Samford	73 54
												217	A	Loyola Marymount	79 72
												334	A	Fort Wayne	85 59
												336	H	Lipscomb	100 62
LAST 12 Division I GAMES:															
3	H	Green Bay	53 62	213	A	Samford	73 54								
196	A	UAB	72 58	336	H	Lipscomb	100 62								
103	A	Troy	74 91	217	A	Loyola Marymount	79 72								
61	A	Louisville	50 73	97	N	Fresno St.	53 62								
334	A	Fort Wayne	85 59												

Non-Div I Games: Trevecca Nazarene 87 56

Belmont

Loss, Non-Conf, S Site, H Home A Away N Neutral

Bethune-Cookman

Through Games Of Dec. 11, 2016

Average RPI Win:	0	WON-LOST	WINNING	LAST 10	STRENGTH OF	OPP. STRENGTH	TEAM	ADJ.	CONF.	ADJ CONF.
Average RPI Loss:	153	RECORD	PCT. RANK	GAMES	SCHEDULE	OF SCHEDULE	RPI	RPI	RPI	RPI
DIV. I ONLY	0- 6	326	0- 6	257	213	333	333	31	31	
DIV. I NON-CONF.	0- 6	325	0- 6	259	213	333	333	31	31	
TOTALS	RPI 1-25	RPI 26-50	W-L RECORDS	RPI 51-100	RPI 101-150	RPI 150+				
0- 6	0- 0	0- 0	OVERALL	0- 1	0- 1	0- 4				
0- 0	0- 0	0- 0	HOME	0- 0	0- 0	0- 0				
0- 6	0- 0	0- 0	AWAY	0- 1	0- 1	0- 4				
0- 0	0- 0	0- 0	NEUTRAL	0- 0	0- 0	0- 0				
0- 6	0- 0	0- 0	NON-CONFERENCE	0- 1	0- 1	0- 4				
0- 0	0- 0	0- 0	HOME	0- 0	0- 0	0- 0				
0- 6	0- 0	0- 0	AWAY	0- 1	0- 1	0- 4				
0- 0	0- 0	0- 0	NEUTRAL	0- 0	0- 0	0- 0				
0- 0	0- 0	0- 0	CONFERENCE	0- 0	0- 0	0- 0				
0- 0	0- 0	0- 0	HOME	0- 0	0- 0	0- 0				
0- 0	0- 0	0- 0	AWAY	0- 0	0- 0	0- 0				
0- 0	0- 0	0- 0	NEUTRAL	0- 0	0- 0	0- 0				

RPI 1-25			RPI 26-50			RPI 51-100			RPI 101+			Team's RPI: 333
RPI	S	Opponent	Score	RPI	S	Opponent	Score	RPI	S	Opponent	Score	
						73 A Jacksonville	63 69	104 A UCF			43 70	
								154 A Stetson			60 63	
								163 A Southern U.			59 61	
								187 A Prairie View			64 66	
								237 A Southeastern La.			63 75	
LAST 12 Division I GAMES:												
				104 A UCF			43 70	237 A Southeastern La.			63 75	
								163 A Southern U.			59 61	
								187 A Prairie View			64 66	
								154 A Stetson			60 63	
								73 A Jacksonville			63 69	

Non-Div I Games: Edward Waters 55 45 Flagler 76 53

Bethune-Cookman

 Loss,
 Non-Conf,
 S Site,
 Home
 A Away
 N Neutral

Binghamton

Through Games Of Dec. 11, 2016

Average RPI Win:	306	WON-LOST	WINNING	LAST 10	STRENGTH OF	OPP. STRENGTH	TEAM	ADJ.	CONF.	ADJ CONF.
Average RPI Loss:	144	RECORD	PCT. RANK	GAMES	SCHEDULE	OF SCHEDULE	RPI	RPI	RPI	RPI
DIV. I ONLY	3- 6	232	3- 6	130	342	223	223	25	25	
DIV. I NON-CONF.	3- 6	233	3- 6	130	342	224	224	25	25	
TOTALS	RPI 1-25	RPI 26-50	W-L RECORDS	RPI 51-100	RPI 101-150	RPI 150+				
3- 6	0- 0	0- 0	OVERALL	0- 1	0- 2	3- 3				
0- 4	0- 0	0- 0	HOME	0- 1	0- 0	0- 3				
3- 2	0- 0	0- 0	AWAY	0- 0	0- 2	3- 0				
0- 0	0- 0	0- 0	NEUTRAL	0- 0	0- 0	0- 0				
3- 6	0- 0	0- 0	NON-CONFERENCE	0- 1	0- 2	3- 3				
0- 4	0- 0	0- 0	HOME	0- 1	0- 0	0- 3				
3- 2	0- 0	0- 0	AWAY	0- 0	0- 2	3- 0				
0- 0	0- 0	0- 0	NEUTRAL	0- 0	0- 0	0- 0				
0- 0	0- 0	0- 0	CONFERENCE	0- 0	0- 0	0- 0				
0- 0	0- 0	0- 0	HOME	0- 0	0- 0	0- 0				
0- 0	0- 0	0- 0	AWAY	0- 0	0- 0	0- 0				
0- 0	0- 0	0- 0	NEUTRAL	0- 0	0- 0	0- 0				

RPI 1-25				RPI 26-50				RPI 51-100				RPI 101+				Team's RPI: 223	
RPI	S	Opponent	Score	RPI	S	Opponent	Score	RPI	S	Opponent	Score	RPI	S	Opponent	Score		
								72	H	Bucknell	57	67	113	A	Providence	58	71
												150	A	Yale	48	57	
												164	H	Columbia	65	75	
												181	H	Brown	72	83	
												184	H	Sacred Heart	69	77	
												255	A	Penn	61	48	
												326	A	NJIT	68	44	
												337	A	Fairleigh Dickinson	80	69	
LAST 12 Division I GAMES:																	
326	A	NJIT	68	44	164	H	Columbia	65	75								
337	A	Fairleigh Dickinson	80	69	150	A	Yale	48	57								
181	H	Brown	72	83	72	H	Bucknell	57	67								
184	H	Sacred Heart	69	77													
113	A	Providence	58	71													
255	A	Penn	61	48													

Non-Div I Games:

Binghamton

Loss, Non-Conf, S Site, H Home A Away N Neutral

Average RPI Win:	148	WON-LOST	WINNING	LAST 10	STRENGTH OF	OPP. STRENGTH	TEAM	ADJ.	CONF.	ADJ CONF.
Average RPI Loss:	8	RECORD	PCT. RANK	GAMES	SCHEDULE	OF SCHEDULE	RPI	RPI	RPI	RPI
DIV. I ONLY	6- 1	36	6- 1	53	67	16	16	9	9	
DIV. I NON-CONF.	6- 1	36	6- 1	53	68	16	16	9	9	
TOTALS	RPI 1-25	RPI 26-50	W-L RECORDS	RPI 51-100	RPI 101-150	RPI 150+				
6- 1	0- 1	0- 0	OVERALL	3- 0	1- 0	2- 0				
3- 0	0- 0	0- 0	HOME	0- 0	1- 0	2- 0				
2- 1	0- 1	0- 0	AWAY	2- 0	0- 0	0- 0				
1- 0	0- 0	0- 0	NEUTRAL	1- 0	0- 0	0- 0				
6- 1	0- 1	0- 0	NON-CONFERENCE	3- 0	1- 0	2- 0				
3- 0	0- 0	0- 0	HOME	0- 0	1- 0	2- 0				
2- 1	0- 1	0- 0	AWAY	2- 0	0- 0	0- 0				
1- 0	0- 0	0- 0	NEUTRAL	1- 0	0- 0	0- 0				
0- 0	0- 0	0- 0	CONFERENCE	0- 0	0- 0	0- 0				
0- 0	0- 0	0- 0	HOME	0- 0	0- 0	0- 0				
0- 0	0- 0	0- 0	AWAY	0- 0	0- 0	0- 0				
0- 0	0- 0	0- 0	NEUTRAL	0- 0	0- 0	0- 0				

RPI 1-25				Team's RPI: 16		RPI 26-50				RPI 51-100				RPI 101+			
RPI	S	Opponent	Score	RPI	S	Opponent	Score	RPI	S	Opponent	Score	RPI	S	Opponent	Score		
8	A	Washington	66 92					53	N	Charlotte	68 65	120	H	Eastern Wash.	67 64		
								58	A	Washington St.	77 73	257	H	Portland St.	94 76		
								91	A	St. Mary's (CA)	83 78	306	H	Seattle U	73 68		
LAST 12 Division I GAMES:																	
				91	A	St. Mary's (CA)	83 78	8	A	Washington	66 92						
				306	H	Seattle U	73 68	58	A	Washington St.	77 73						
				257	H	Portland St.	94 76	120	H	Eastern Wash.	67 64						
								53	N	Charlotte	68 65						

Non-Div I Games: Southern Ore. 89 45 Concordia Portland 71 40

Boise St.

Average RPI Win:	224	WON-LOST	WINNING	LAST 10	STRENGTH OF	OPP. STRENGTH	TEAM	ADJ.	CONF.	ADJ CONF.
Average RPI Loss:	103	RECORD	PCT. RANK	GAMES	SCHEDULE	OF SCHEDULE	RPI	RPI	RPI	RPI
DIV. I ONLY	4- 6	211	4- 6	95	233	158	158	3	3	
DIV. I NON-CONF.	4- 6	211	4- 6	95	232	159	159	3	3	
TOTALS	RPI 1-25	RPI 26-50	W-L RECORDS	RPI 51-100	RPI 101-150	RPI 150+				
4- 6	0- 0	0- 1	OVERALL	0- 3	2- 0	2- 2				
2- 2	0- 0	0- 1	HOME	0- 1	1- 0	1- 0				
1- 3	0- 0	0- 0	AWAY	0- 1	1- 0	0- 2				
1- 1	0- 0	0- 0	NEUTRAL	0- 1	0- 0	1- 0				
4- 6	0- 0	0- 1	NON-CONFERENCE	0- 3	2- 0	2- 2				
2- 2	0- 0	0- 1	HOME	0- 1	1- 0	1- 0				
1- 3	0- 0	0- 0	AWAY	0- 1	1- 0	0- 2				
1- 1	0- 0	0- 0	NEUTRAL	0- 1	0- 0	1- 0				
0- 0	0- 0	0- 0	CONFERENCE	0- 0	0- 0	0- 0				
0- 0	0- 0	0- 0	HOME	0- 0	0- 0	0- 0				
0- 0	0- 0	0- 0	AWAY	0- 0	0- 0	0- 0				
0- 0	0- 0	0- 0	NEUTRAL	0- 0	0- 0	0- 0				

RPI S	Opponent	Score	RPI S	Opponent	Score	RPI S	Opponent	Score	RPI S	Opponent	Score	Team's RPI: 158
			40 H	Penn St.	56 60	59 N	SMU	64 72	113 H	Providence	57 53	
						83 A	Fordham	49 56	150 A	Yale	71 64	
						91 H	St. Mary's (CA)	54 62	170 A	Seton Hall	66 71	
									174 A	Hartford	56 65	
									303 N	St. Francis Brooklyn	73 58	
									331 H	Boston U.	67 49	
LAST 12 Division I GAMES:												
113 H	Providence	57 53	40 H	Penn St.	56 60	303 N	St. Francis Brooklyn	73 58				
150 A	Yale	71 64	59 N	SMU	64 72							
83 A	Fordham	49 56	91 H	St. Mary's (CA)	54 62	170 A	Seton Hall	66 71				
174 A	Hartford	56 65				331 H	Boston U.	67 49				

Non-Div I Games:

Boston College

Average RPI Win: 340		WON-LOST	WINNING	LAST 10	STRENGTH OF	OPP. STRENGTH	TEAM	ADJ.	CONF.	ADJ CONF.
Average RPI Loss: 173		RECORD	PCT. RANK	GAMES	SCHEDULE	OF SCHEDULE	RPI	RPI	RPI	RPI
DIV. I ONLY		1- 9	323	1- 9	274	255	331	331	24	24
DIV. I NON-CONF.		1- 9	322	1- 9	274	254	331	331	24	24
TOTALS		RPI 1-25	RPI 26-50	W-L RECORDS	RPI 51-100	RPI 101-150	RPI 150+			
1- 9	0- 0		0- 1	OVERALL	0- 1	0- 2	1- 5			
1- 3	0- 0		0- 0	HOME	0- 1	0- 0	1- 2			
0- 5	0- 0		0- 1	AWAY	0- 0	0- 1	0- 3			
0- 1	0- 0		0- 0	NEUTRAL	0- 0	0- 1	0- 0			
1- 9	0- 0		0- 1	NON-CONFERENCE	0- 1	0- 2	1- 5			
1- 3	0- 0		0- 0	HOME	0- 1	0- 0	1- 2			
0- 5	0- 0		0- 1	AWAY	0- 0	0- 1	0- 3			
0- 1	0- 0		0- 0	NEUTRAL	0- 0	0- 1	0- 0			
0- 0	0- 0		0- 0	CONFERENCE	0- 0	0- 0	0- 0			
0- 0	0- 0		0- 0	HOME	0- 0	0- 0	0- 0			
0- 0	0- 0		0- 0	AWAY	0- 0	0- 0	0- 0			
0- 0	0- 0		0- 0	NEUTRAL	0- 0	0- 0	0- 0			

RPI 1-25				RPI 26-50				RPI 51-100				RPI 101+				Team's RPI: 331	
RPI	S	Opponent	Score	RPI	S	Opponent	Score	RPI	S	Opponent	Score	RPI	S	Opponent	Score		
				35	A	Arizona St.	42 71	65	H	Harvard	52 65	138	N	Long Beach St.	48 61		
												141	A	Albany (NY)	54 69		
												158	A	Boston College	49 67		
												176	H	New Hampshire	51 59		
												268	H	Dartmouth	49 61		
												279	A	Northeastern	59 78		
												300	A	Marist	57 76		
												340	H	UMass Lowell	66 56		
LAST 12 Division I GAMES:																	
				300	A	Marist	57 76	340	H	UMass Lowell	66 56						
				268	H	Dartmouth	49 61	65	H	Harvard	52 65						
				138	N	Long Beach St.	48 61	141	A	Albany (NY)	54 69						
				35	A	Arizona St.	42 71	158	A	Boston College	49 67						
				176	H	New Hampshire	51 59	279	A	Northeastern	59 78						

Non-Div I Games:

Boston U.

Loss, Non-Conf, S Site, H Home A Away N Neutral

Bowling Green

Through Games Of Dec. 11, 2016

Average RPI Win:	276	WON-LOST	WINNING	LAST 10	STRENGTH OF	OPP. STRENGTH	TEAM	ADJ.	CONF.	ADJ CONF.
Average RPI Loss:	141	RECORD	PCT. RANK	GAMES	SCHEDULE	OF SCHEDULE	RPI	RPI	RPI	RPI
DIV. I ONLY	2- 6	261	2- 6	190	241	265	265	11	11	
DIV. I NON-CONF.	2- 6	260	2- 6	191	240	263	263	11	11	
TOTALS	RPI 1-25	RPI 26-50	W-L RECORDS	RPI 51-100	RPI 101-150	RPI 150+				
2- 6	0- 0	0- 1	OVERALL	0- 1	0- 2	2- 2				
0- 2	0- 0	0- 0	HOME	0- 0	0- 1	0- 1				
0- 3	0- 0	0- 1	AWAY	0- 1	0- 0	0- 1				
2- 1	0- 0	0- 0	NEUTRAL	0- 0	0- 1	2- 0				
2- 6	0- 0	0- 1	NON-CONFERENCE	0- 1	0- 2	2- 2				
0- 2	0- 0	0- 0	HOME	0- 0	0- 1	0- 1				
0- 3	0- 0	0- 1	AWAY	0- 1	0- 0	0- 1				
2- 1	0- 0	0- 0	NEUTRAL	0- 0	0- 1	2- 0				
0- 0	0- 0	0- 0	CONFERENCE	0- 0	0- 0	0- 0				
0- 0	0- 0	0- 0	HOME	0- 0	0- 0	0- 0				
0- 0	0- 0	0- 0	AWAY	0- 0	0- 0	0- 0				
0- 0	0- 0	0- 0	NEUTRAL	0- 0	0- 0	0- 0				

RPI 1-25			RPI 26-50			RPI 51-100			RPI 101+			Team's RPI: 265
RPI	S	Opponent	Score	RPI	S	Opponent	Score	RPI	S	Opponent	Score	
				38	A	Virginia Tech	51 98	61	A	Louisville	58 83	112 H Virginia 47 67
												128 N Chattanooga 49 54
												194 H Cincinnati 58 68
												250 N Saint Peter's 73 68
												302 N Lafayette 69 42
												310 A Eastern Ky. 55 57
LAST 12 Division I GAMES:												
				112	H	Virginia	47 67	38	A	Virginia Tech	51 98	
				250	N	Saint Peter's	73 68	310	A	Eastern Ky.	55 57	
				302	N	Lafayette	69 42					
				128	N	Chattanooga	49 54					
				61	A	Louisville	58 83					
				194	H	Cincinnati	58 68					

Non-Div I Games: Davis & Elkins 73 46 Ohio Valley 82 46

Bowling Green

Loss, Non-Conf, S Site, H Home A Away N Neutral

Average RPI Win:	171	WON-LOST	WINNING	LAST 10	STRENGTH OF	OPP. STRENGTH	TEAM	ADJ.	CONF.	ADJ CONF.
Average RPI Loss:	148	RECORD	PCT. RANK	GAMES	SCHEDULE	OF SCHEDULE	RPI	RPI	RPI	RPI
DIV. I ONLY	1- 6	299	1- 6	76	246	262	262	16	16	
DIV. I NON-CONF.	1- 6	298	1- 6	77	245	261	261	16	16	
TOTALS	RPI 1-25	RPI 26-50	W-L RECORDS	RPI 51-100	RPI 101-150	RPI 150+				
1- 6	0- 1	0- 0	OVERALL	0- 1	0- 1	1- 3				
1- 3	0- 1	0- 0	HOME	0- 0	0- 1	1- 1				
0- 3	0- 0	0- 0	AWAY	0- 1	0- 0	0- 2				
0- 0	0- 0	0- 0	NEUTRAL	0- 0	0- 0	0- 0				
1- 6	0- 1	0- 0	NON-CONFERENCE	0- 1	0- 1	1- 3				
1- 3	0- 1	0- 0	HOME	0- 0	0- 1	1- 1				
0- 3	0- 0	0- 0	AWAY	0- 1	0- 0	0- 2				
0- 0	0- 0	0- 0	NEUTRAL	0- 0	0- 0	0- 0				
0- 0	0- 0	0- 0	CONFERENCE	0- 0	0- 0	0- 0				
0- 0	0- 0	0- 0	HOME	0- 0	0- 0	0- 0				
0- 0	0- 0	0- 0	AWAY	0- 0	0- 0	0- 0				
0- 0	0- 0	0- 0	NEUTRAL	0- 0	0- 0	0- 0				

RPI 1-25				RPI 26-50			RPI 51-100				RPI 101+			Team's RPI: 262	
RPI	S	Opponent	Score	RPI	S	Opponent	Score	RPI	S	Opponent	Score	RPI	S	Opponent	Score
3	H	Green Bay	43 68					84	A	Western Ill.	77 91	136	H	Northern Ill.	51 81
												171	H	Detroit	70 60
												179	H	Saint Louis	58 68
												235	A	Kent St.	52 77
												251	A	Butler	56 58
LAST 12 Division I GAMES:															
				251	A	Butler	56 58	84	A	Western Ill.	77 91				
				235	A	Kent St.	52 77	136	H	Northern Ill.	51 81				
								3	H	Green Bay	43 68				
								179	H	Saint Louis	58 68				
								171	H	Detroit	70 60				

Non-Div I Games: Eureka 103 59

Bradley

**B
r
o
w
n**

B
r
o
w
n

Brown

Average RPI Win:	256	WON-LOST	WINNING	LAST 10	STRENGTH OF	OPP. STRENGTH	TEAM	ADJ.	CONF.	ADJ CONF.
Average RPI Loss:	180	RECORD	PCT. RANK	GAMES	SCHEDULE	OF SCHEDULE	RPI	RPI	RPI	RPI
DIV. I ONLY	4- 5	181	4- 5	232	275	199	199	32	32	
DIV. I NON-CONF.	4- 5	183	4- 5	233	273	201	201	32	32	
TOTALS	RPI 1-25	RPI 26-50	W-L RECORDS	RPI 51-100	RPI 101-150	RPI 150+				
4- 5	0- 0	0- 0	OVERALL	0- 0	0- 1	4- 4				
2- 0	0- 0	0- 0	HOME	0- 0	0- 0	2- 0				
1- 4	0- 0	0- 0	AWAY	0- 0	0- 0	1- 4				
1- 1	0- 0	0- 0	NEUTRAL	0- 0	0- 1	1- 0				
4- 5	0- 0	0- 0	NON-CONFERENCE	0- 0	0- 1	4- 4				
2- 0	0- 0	0- 0	HOME	0- 0	0- 0	2- 0				
1- 4	0- 0	0- 0	AWAY	0- 0	0- 0	1- 4				
1- 1	0- 0	0- 0	NEUTRAL	0- 0	0- 1	1- 0				
0- 0	0- 0	0- 0	CONFERENCE	0- 0	0- 0	0- 0				
0- 0	0- 0	0- 0	HOME	0- 0	0- 0	0- 0				
0- 0	0- 0	0- 0	AWAY	0- 0	0- 0	0- 0				
0- 0	0- 0	0- 0	NEUTRAL	0- 0	0- 0	0- 0				

RPI 1-25				RPI 26-50				RPI 51-100				RPI 101+ Team's RPI: 199			
RPI	S	Opponent	Score	RPI	S	Opponent	Score	RPI	S	Opponent	Score	RPI	S	Opponent	Score
												113	N	Providence	51 62
												161	A	Pittsburgh	60 76
												176	A	New Hampshire	60 62
												181	H	Brown	70 67
												211	A	Massachusetts	62 68
												218	N	Rhode Island	62 56
												241	A	Rutgers	42 50
												305	A	Vermont	63 57
												319	H	Holy Cross	76 74
LAST 12 Division I GAMES:															
				161	A	Pittsburgh	60 76					211	A	Massachusetts	62 68
				218	N	Rhode Island	62 56					319	H	Holy Cross	76 74
				113	N	Providence	51 62					305	A	Vermont	63 57
				241	A	Rutgers	42 50								
				176	A	New Hampshire	60 62								
				181	H	Brown	70 67								

Non-Div I Games:

Bryant

Bucknell

Through Games Of Dec. 11, 2016

Average RPI Win:	194	WON-LOST	WINNING	LAST 10	STRENGTH OF	OPP. STRENGTH	TEAM	ADJ.	CONF.	ADJ CONF.
Average RPI Loss:	104	RECORD	PCT. RANK	GAMES	SCHEDULE	OF SCHEDULE	RPI	RPI	RPI	RPI
DIV. I ONLY	6- 3	92	6- 3	172	95	72	72	24	24	
DIV. I NON-CONF.	6- 3	91	6- 3	172	97	74	74	24	24	
TOTALS	RPI 1-25	RPI 26-50	W-L RECORDS	RPI 51-100	RPI 101-150	RPI 150+				
6- 3	1- 0	0- 2	OVERALL	0- 0	0- 0	5- 1				
2- 0	1- 0	0- 0	HOME	0- 0	0- 0	1- 0				
4- 3	0- 0	0- 0	AWAY	0- 0	0- 0	4- 0				
0- 0	0- 0	0- 0	NEUTRAL	0- 0	0- 0	0- 0				
6- 3	1- 0	0- 2	NON-CONFERENCE	0- 0	0- 0	5- 1				
2- 0	1- 0	0- 0	HOME	0- 0	0- 0	1- 0				
4- 3	0- 0	0- 2	AWAY	0- 0	0- 0	4- 1				
0- 0	0- 0	0- 0	NEUTRAL	0- 0	0- 0	0- 0				
0- 0	0- 0	0- 0	CONFERENCE	0- 0	0- 0	0- 0				
0- 0	0- 0	0- 0	HOME	0- 0	0- 0	0- 0				
0- 0	0- 0	0- 0	AWAY	0- 0	0- 0	0- 0				
0- 0	0- 0	0- 0	NEUTRAL	0- 0	0- 0	0- 0				

RPI 1-25				RPI 26-50				RPI 51-100				Team's RPI: 72		RPI 101+			
RPI	S	Opponent	Score	RPI	S	Opponent	Score	RPI	S	Opponent	Score			RPI	S	Opponent	Score
23	H	Drexel	78 66	33	A	North Carolina	50 65							168	A	Akron	61 47
				37	A	Elon	58 64							206	A	Saint Joseph's	64 61
														216	A	St. Bonaventure	57 35
														223	A	Binghamton	67 57
														241	A	Rutgers	53 57
														326	H	NJIT	67 36
LAST 12 Division I GAMES:																	
				37	A	Elon	58 64	216	A	St. Bonaventure	57 35						
				33	A	North Carolina	50 65	241	A	Rutgers	53 57						
				326	H	NJIT	67 36	168	A	Akron	61 47						
				206	A	Saint Joseph's	64 61	23	H	Drexel	78 66						
				223	A	Binghamton	67 57										

Non-Div I Games:

Bucknell

■ Loss,
 ■ Non-Conf, S Site,
 ■ Home
 ■ Away
 N Neutral

Buffalo

Through Games Of Dec. 11, 2016

Average RPI Win:	148	WON-LOST	WINNING	LAST 10	STRENGTH OF	OPP. STRENGTH	TEAM	ADJ.	CONF.	ADJ CONF.
Average RPI Loss:	0	RECORD	PCT. RANK	GAMES	SCHEDULE	OF SCHEDULE	RPI	RPI	RPI	RPI
DIV. I ONLY	8- 0	1	8- 0	125	54	20	20	11	11	
DIV. I NON-CONF.	8- 0	1	8- 0	125	54	20	20	11	11	
TOTALS	RPI 1-25	RPI 26-50	W-L RECORDS	RPI 51-100	RPI 101-150	RPI 150+				
8- 0	0- 0	0- 0	OVERALL	3- 0	1- 0	4- 0				
6- 0	0- 0	0- 0	HOME	2- 0	1- 0	3- 0				
2- 0	0- 0	0- 0	AWAY	1- 0	0- 0	1- 0				
0- 0	0- 0	0- 0	NEUTRAL	0- 0	0- 0	0- 0				
8- 0	0- 0	0- 0	NON-CONFERENCE	3- 0	1- 0	4- 0				
6- 0	0- 0	0- 0	HOME	2- 0	1- 0	3- 0				
2- 0	0- 0	0- 0	AWAY	1- 0	0- 0	1- 0				
0- 0	0- 0	0- 0	NEUTRAL	0- 0	0- 0	0- 0				
0- 0	0- 0	0- 0	CONFERENCE	0- 0	0- 0	0- 0				
0- 0	0- 0	0- 0	HOME	0- 0	0- 0	0- 0				
0- 0	0- 0	0- 0	AWAY	0- 0	0- 0	0- 0				
0- 0	0- 0	0- 0	NEUTRAL	0- 0	0- 0	0- 0				

RPI	S	Opponent	Score	RPI	S	Opponent	Score	RPI	S	Opponent	Score	RPI	S	Opponent	Score
74	H	Niagara	73 63	80	A	Duquesne	71 69	96	H	Hofstra	74 50	104	H	UCF	66 65
169	H	Manhattan	73 39	184	H	Sacred Heart	76 55	211	H	Massachusetts	61 47	267	A	Canisius	65 52
LAST 12 Division I GAMES:															
267	A	Canisius	65 52	96	H	Hofstra	74 50	104	H	UCF	66 65	184	H	Sacred Heart	76 55
211	H	Massachusetts	61 47	80	A	Duquesne	71 69	169	H	Manhattan	73 39	74	H	Niagara	73 63

Non-Div I Games:

Buffalo

■ Loss,
 ■ Non-Conf, S Site,
 ■ Home
 ■ Away
 N Neutral

Average RPI Win:	253	WON-LOST	WINNING	LAST 10	STRENGTH OF	OPP. STRENGTH	TEAM	ADJ.	CONF.	ADJ CONF.
Average RPI Loss:	153	RECORD	PCT. RANK	GAMES	SCHEDULE	OF SCHEDULE	RPI	RPI	RPI	RPI
DIV. I ONLY	3- 7	250	3- 7	102	306	251	251	6	6	
DIV. I NON-CONF.	3- 7	250	3- 7	103	306	250	250	6	6	
TOTALS	RPI 1-25	RPI 26-50	W-L RECORDS	RPI 51-100	RPI 101-150	RPI 150+				
3- 7	0- 1	0- 0	OVERALL	0- 1	0- 1	3- 4				
3- 4	0- 1	0- 0	HOME	0- 0	0- 1	3- 2				
0- 3	0- 0	0- 0	AWAY	0- 1	0- 0	0- 2				
0- 0	0- 0	0- 0	NEUTRAL	0- 0	0- 0	0- 0				
3- 7	0- 1	0- 0	NON-CONFERENCE	0- 1	0- 1	3- 4				
3- 4	0- 1	0- 0	HOME	0- 0	0- 1	3- 2				
0- 3	0- 0	0- 0	AWAY	0- 1	0- 0	0- 2				
0- 0	0- 0	0- 0	NEUTRAL	0- 0	0- 0	0- 0				
0- 0	0- 0	0- 0	CONFERENCE	0- 0	0- 0	0- 0				
0- 0	0- 0	0- 0	HOME	0- 0	0- 0	0- 0				
0- 0	0- 0	0- 0	AWAY	0- 0	0- 0	0- 0				
0- 0	0- 0	0- 0	NEUTRAL	0- 0	0- 0	0- 0				

RPI 1-25				RPI 26-50				RPI 51-100				RPI 101+ Team's RPI: 251			
RPI	S	Opponent	Score	RPI	S	Opponent	Score	RPI	S	Opponent	Score	RPI	S	Opponent	Score
14	H	South Fla.	59 74					70	A	Arkansas	50 68	104	H	UCF	59 66
												162	H	Indiana St.	66 48
												165	A	TCU	47 73
												198	H	Ball St.	50 74
												246	A	Wisconsin	55 60
												262	H	Bradley	58 56
												277	H	ETSU	59 68
												334	H	Fort Wayne	70 64
LAST 12 Division I GAMES:															
162	H	Indiana St.	66 48	104	H	UCF	59 66								
70	A	Arkansas	50 68	246	A	Wisconsin	55 60								
198	H	Ball St.	50 74	334	H	Fort Wayne	70 64								
14	H	South Fla.	59 74	262	H	Bradley	58 56								
165	A	TCU	47 73	277	H	ETSU	59 68								

Non-Div I Games:

Butler

CSU Bakersfield

Through Games Of Dec. 11, 2016

Average RPI Win:	220	WON-LOST	WINNING	LAST 10	STRENGTH OF	OPP. STRENGTH	TEAM	ADJ.	CONF.	ADJ CONF.
Average RPI Loss:	96	RECORD	PCT. RANK	GAMES	SCHEDULE	OF SCHEDULE	RPI	RPI	RPI	RPI
DIV. I ONLY	1- 6	299	1- 6	70	107	244	244	29	29	
DIV. I NON-CONF.	1- 6	298	1- 6	71	108	244	244	29	29	
TOTALS	RPI 1-25	RPI 26-50	W-L RECORDS	RPI 51-100	RPI 101-150	RPI 150+				
1- 6	0- 0	0- 2	OVERALL	0- 2	0- 1	1- 1				
1- 3	0- 0	0- 1	HOME	0- 1	0- 1	1- 0				
0- 3	0- 0	0- 1	AWAY	0- 1	0- 0	0- 1				
0- 0	0- 0	0- 0	NEUTRAL	0- 0	0- 0	0- 0				
1- 6	0- 0	0- 2	NON-CONFERENCE	0- 2	0- 1	1- 1				
1- 3	0- 0	0- 1	HOME	0- 1	0- 1	1- 0				
0- 3	0- 0	0- 1	AWAY	0- 1	0- 0	0- 1				
0- 0	0- 0	0- 0	NEUTRAL	0- 0	0- 0	0- 0				
0- 0	0- 0	0- 0	CONFERENCE	0- 0	0- 0	0- 0				
0- 0	0- 0	0- 0	HOME	0- 0	0- 0	0- 0				
0- 0	0- 0	0- 0	AWAY	0- 0	0- 0	0- 0				
0- 0	0- 0	0- 0	NEUTRAL	0- 0	0- 0	0- 0				

RPI S	Opponent	Score	RPI S	Opponent	Score	RPI S	Opponent	Score	RPI S	Opponent	Score	Team's RPI: 244
29	A California	63 86	66	A Oregon	62 77	137	H Southern Utah	59 65				
50	H Stanford	56 77	67	H South Dakota	60 75	220	H Hawaii	58 51				
						226	A Pacific	61 91				
LAST 12 Division I GAMES:												
50	H Stanford	56 77	226	A Pacific	61 91							
67	H South Dakota	60 75										
29	A California	63 86										
66	A Oregon	62 77										
137	H Southern Utah	59 65										
220	H Hawaii	58 51										

Non-Div I Games: Stanislaus St. 78 51 Fresno Pacific 84 61

CSU Bakersfield

Loss, Non-Conf, S Site, H Home A Away N Neutral

Average RPI Win:	208	WON-LOST	WINNING	LAST 10	STRENGTH OF	OPP. STRENGTH	TEAM	ADJ.	CONF.	ADJ CONF.
Average RPI Loss:	66	RECORD	PCT. RANK	GAMES	SCHEDULE	OF SCHEDULE	RPI	RPI	RPI	RPI
DIV. I ONLY	5- 5	152	5- 5	30	247	89	89	22	22	
DIV. I NON-CONF.	5- 5	153	5- 5	30	246	87	87	22	22	
TOTALS	RPI 1-25	RPI 26-50	W-L RECORDS	RPI 51-100	RPI 101-150	RPI 150+				
5- 5	0- 2	0- 1	OVERALL	1- 0	0- 2	4- 0				
2- 3	0- 1	0- 0	HOME	0- 0	0- 2	2- 0				
3- 2	0- 1	0- 1	AWAY	1- 0	0- 0	2- 0				
0- 0	0- 0	0- 0	NEUTRAL	0- 0	0- 0	0- 0				
5- 5	0- 2	0- 1	NON-CONFERENCE	1- 0	0- 2	4- 0				
2- 3	0- 1	0- 0	HOME	0- 0	0- 2	2- 0				
3- 2	0- 1	0- 1	AWAY	1- 0	0- 0	2- 0				
0- 0	0- 0	0- 0	NEUTRAL	0- 0	0- 0	0- 0				
0- 0	0- 0	0- 0	CONFERENCE	0- 0	0- 0	0- 0				
0- 0	0- 0	0- 0	HOME	0- 0	0- 0	0- 0				
0- 0	0- 0	0- 0	AWAY	0- 0	0- 0	0- 0				
0- 0	0- 0	0- 0	NEUTRAL	0- 0	0- 0	0- 0				

RPI 1-25				RPI 26-50				RPI 51-100				RPI 101+			
RPI	S	Opponent	Score	RPI	S	Opponent	Score	RPI	S	Opponent	Score	RPI	S	Opponent	Score
8	A	Washington	44 101	50	A	Stanford	54 88	97	A	Fresno St.	61 57	120	H	Eastern Wash.	57 71
24	H	Michigan St.	59 63									130	H	San Diego	67 76
												171	H	Detroit	76 67
												193	A	Weber St.	89 78
												257	H	Portland St.	99 72
												322	A	Northern Ariz.	83 79
LAST 12 Division I GAMES:															
50	A	Stanford	54 88	193	A	Weber St.	89 78	8	A	Washington	44 101				
97	A	Fresno St.	61 57					120	H	Eastern Wash.	57 71				
130	H	San Diego	67 76					322	A	Northern Ariz.	83 79				
257	H	Portland St.	99 72					24	H	Michigan St.	59 63				
								171	H	Detroit	76 67				

Non-Div I Games:

CSUN

Average RPI Win:	319	WON-LOST	WINNING	LAST 10	STRENGTH OF	OPP. STRENGTH	TEAM	ADJ.	CONF.	ADJ CONF.
Average RPI Loss:	110	RECORD	PCT. RANK	GAMES	SCHEDULE	OF SCHEDULE	RPI	RPI	RPI	RPI
DIV. I ONLY	4- 5	181	4- 5	291	172	275	275	22	22	
DIV. I NON-CONF.	4- 5	183	4- 5	292	172	271	271	22	22	
TOTALS	RPI 1-25	RPI 26-50	W-L RECORDS	RPI 51-100	RPI 101-150	RPI 150+				
4- 5	0- 1	0- 1	OVERALL	0- 1	0- 0	4- 2				
4- 1	0- 0	0- 0	HOME	0- 1	0- 0	4- 0				
0- 4	0- 1	0- 1	AWAY	0- 0	0- 0	0- 2				
0- 0	0- 0	0- 0	NEUTRAL	0- 0	0- 0	0- 0				
4- 5	0- 1	0- 1	NON-CONFERENCE	0- 1	0- 0	4- 2				
4- 1	0- 0	0- 0	HOME	0- 1	0- 0	4- 0				
0- 4	0- 1	0- 1	AWAY	0- 0	0- 0	0- 2				
0- 0	0- 0	0- 0	NEUTRAL	0- 0	0- 0	0- 0				
0- 0	0- 0	0- 0	CONFERENCE	0- 0	0- 0	0- 0				
0- 0	0- 0	0- 0	HOME	0- 0	0- 0	0- 0				
0- 0	0- 0	0- 0	AWAY	0- 0	0- 0	0- 0				
0- 0	0- 0	0- 0	NEUTRAL	0- 0	0- 0	0- 0				

RPI 1-25				RPI 26-50				RPI 51-100				RPI 101+ Team's RPI: 275			
RPI	S	Opponent	Score	RPI	S	Opponent	Score	RPI	S	Opponent	Score	RPI	S	Opponent	Score
13	A	UCLA	64 80	50	A	Stanford	55 83	91	H	St. Mary's (CA)	71 79	167	A	Grand Canyon	59 64
												228	A	Sacramento St.	96 97
												307	H	North Dakota St.	73 46
												309	H	Utah Valley	77 65
												322	H	Northern Ariz.	58 53
												338	H	Pepperdine	62 52
LAST 12 Division I GAMES:															
167	A	Grand Canyon	59 64	91	H	St. Mary's (CA)	71 79	309	H	Utah Valley	77 65				
338	H	Pepperdine	62 52	307	H	North Dakota St.	73 46	13	A	UCLA	64 80				
50	A	Stanford	55 83	322	H	Northern Ariz.	58 53	228	A	Sacramento St.	96 97				

Non-Div I Games:

Cal Poly

■ Loss,
 ■ Non-Conf, S Site,
 ■ Home
 ■ Away
 N Neutral

Average RPI Win: 341		WON-LOST	WINNING	LAST 10	STRENGTH OF	OPP. STRENGTH	TEAM	ADJ.	CONF.	ADJ CONF.
Average RPI Loss: 194		RECORD	PCT. RANK	GAMES	SCHEDULE	OF SCHEDULE	RPI	RPI	RPI	RPI
DIV. I ONLY		1- 7	308	1- 7	314	319	343	343	22	22
DIV. I NON-CONF.		1- 7	308	1- 7	314	319	343	343	22	22
TOTALS	RPI 1-25		RPI 26-50		W-L RECORDS	RPI 51-100	RPI 101-150		RPI 150+	
1- 7	0- 0		0- 0		OVERALL	0- 0	0- 3		1- 4	
1- 2	0- 0		0- 0		HOME	0- 0	0- 1		1- 1	
0- 5	0- 0		0- 0		AWAY	0- 0	0- 2		0- 3	
0- 0	0- 0		0- 0		NEUTRAL	0- 0	0- 0		0- 0	
1- 7	0- 0		0- 0		NON-CONFERENCE	0- 0	0- 3		1- 4	
1- 2	0- 0		0- 0		HOME	0- 0	0- 1		1- 1	
0- 5	0- 0		0- 0		AWAY	0- 0	0- 2		0- 3	
0- 0	0- 0		0- 0		NEUTRAL	0- 0	0- 0		0- 0	
0- 0	0- 0		0- 0		CONFERENCE	0- 0	0- 0		0- 0	
0- 0	0- 0		0- 0		HOME	0- 0	0- 0		0- 0	
0- 0	0- 0		0- 0		AWAY	0- 0	0- 0		0- 0	
0- 0	0- 0		0- 0		NEUTRAL	0- 0	0- 0		0- 0	

RPI 1-25				RPI 26-50				RPI 51-100				RPI 101+				Team's RPI: 343	
RPI	S	Opponent	Score	RPI	S	Opponent	Score	RPI	S	Opponent	Score	RPI	S	Opponent	Score		
												120	A	Eastern Wash.	67	84	
												124	H	Idaho	86	88	
												130	A	San Diego	50	103	
												186	A	Wyoming	26	61	
												217	H	Loyola Marymount	62	77	
												257	A	Portland St.	73	81	
												325	A	Denver	58	77	
												341	H	Montana	72	56	
LAST 12 Division I GAMES:																	
				257	A	Portland St.	73	81	186	A	Wyoming	26	61				
				120	A	Eastern Wash.	67	84	124	H	Idaho	86	88				
				217	H	Loyola Marymount	62	77	130	A	San Diego	50	103				
				341	H	Montana	72	56									
				325	A	Denver	58	77									

Non-Div I Games: Whittier

97 49

Cal St. Fullerton

Loss, Non-Conf, S Site, H Home A Away N Neutral

California

Through Games Of Dec. 11, 2016

Average RPI Win:	164	WON-LOST	WINNING	LAST 10	STRENGTH OF	OPP. STRENGTH	TEAM	ADJ.	CONF.	ADJ CONF.
Average RPI Loss:	0	RECORD	PCT. RANK	GAMES	SCHEDULE	OF SCHEDULE	RPI	RPI	RPI	RPI
DIV. I ONLY	9- 0	1	9- 0	204	29	29	29	1	1	
DIV. I NON-CONF.	9- 0	1	9- 0	206	29	29	29	1	1	
TOTALS	RPI 1-25	RPI 26-50	W-L RECORDS	RPI 51-100	RPI 101-150	RPI 150+				
9- 0	0- 0	0- 0	OVERALL	2- 0	2- 0	5- 0				
7- 0	0- 0	0- 0	HOME	1- 0	2- 0	4- 0				
2- 0	0- 0	0- 0	AWAY	1- 0	0- 0	1- 0				
0- 0	0- 0	0- 0	NEUTRAL	0- 0	0- 0	0- 0				
9- 0	0- 0	0- 0	NON-CONFERENCE	2- 0	2- 0	5- 0				
7- 0	0- 0	0- 0	HOME	1- 0	2- 0	4- 0				
2- 0	0- 0	0- 0	AWAY	1- 0	0- 0	1- 0				
0- 0	0- 0	0- 0	NEUTRAL	0- 0	0- 0	0- 0				
0- 0	0- 0	0- 0	CONFERENCE	0- 0	0- 0	0- 0				
0- 0	0- 0	0- 0	HOME	0- 0	0- 0	0- 0				
0- 0	0- 0	0- 0	AWAY	0- 0	0- 0	0- 0				
0- 0	0- 0	0- 0	NEUTRAL	0- 0	0- 0	0- 0				

RPI 1-25				RPI 26-50				Team's RPI: 29				RPI 51-100				RPI 101+			
RPI	S	Opponent	Score	RPI	S	Opponent	Score	RPI	S	Opponent	Score	RPI	S	Opponent	Score	RPI	S	Opponent	Score
								80	H	Duquesne	86 66	117	H	Santa Clara	73 58				
								91	A	St. Mary's (CA)	74 67					123	H	UC Riverside	71 56
												151	A	Nebraska	86 65				
												166	H	San Francisco	75 52				
												228	H	Sacramento St.	97 73				
												244	H	CSU Bakersfield	86 63				
												278	H	Lehigh	96 63				
LAST 12 Division I GAMES:																			
				80	H	Duquesne	86 66	278	H	Lehigh	96 63								
				166	H	San Francisco	75 52	228	H	Sacramento St.	97 73								
				244	H	CSU Bakersfield	86 63	151	A	Nebraska	86 65								
				123	H	UC Riverside	71 56												
				117	H	Santa Clara	73 58												
				91	A	St. Mary's (CA)	74 67												

Non-Div I Games:

California

■ Loss,
 ■ Non-Conf, S Site,
 ■ Home
 ■ Away
 N Neutral

Average RPI Win:	300	WON-LOST	WINNING	LAST 10	STRENGTH OF	OPP. STRENGTH	TEAM	ADJ.	CONF.	ADJ CONF.
Average RPI Loss:	177	RECORD	PCT. RANK	GAMES	SCHEDULE	OF SCHEDULE	RPI	RPI	RPI	RPI
DIV. I ONLY	2- 3	211	2- 3	302	323	304	304	26	26	
DIV. I NON-CONF.	2- 3	211	2- 3	302	323	303	303	26	26	
TOTALS	RPI 1-25	RPI 26-50	W-L RECORDS	RPI 51-100	RPI 101-150	RPI 150+				
2- 3	0- 0	0- 0	OVERALL	0- 1	0- 0	2- 2				
1- 2	0- 0	0- 0	HOME	0- 0	0- 0	1- 2				
1- 1	0- 0	0- 0	AWAY	0- 1	0- 0	1- 0				
0- 0	0- 0	0- 0	NEUTRAL	0- 0	0- 0	0- 0				
2- 3	0- 0	0- 0	NON-CONFERENCE	0- 1	0- 0	2- 2				
1- 2	0- 0	0- 0	HOME	0- 0	0- 0	1- 2				
1- 1	0- 0	0- 0	AWAY	0- 1	0- 0	1- 0				
0- 0	0- 0	0- 0	NEUTRAL	0- 0	0- 0	0- 0				
0- 0	0- 0	0- 0	CONFERENCE	0- 0	0- 0	0- 0				
0- 0	0- 0	0- 0	HOME	0- 0	0- 0	0- 0				
0- 0	0- 0	0- 0	AWAY	0- 0	0- 0	0- 0				
0- 0	0- 0	0- 0	NEUTRAL	0- 0	0- 0	0- 0				

RPI 1-25			RPI 26-50			RPI 51-100			RPI 101+			Team's RPI: 304
RPI	S	Opponent	Score	RPI	S	Opponent	Score	RPI	S	Opponent	Score	
						78 A Mercer	60 76	177 H VCU			53 66	
								258 A Western Caro.			50 48	
								277 H ETSU			55 56	
								342 H N.C. Central			61 30	
LAST 12 Division I GAMES:												
						277 H ETSU	55 56					
						258 A Western Caro.	50 48					
						342 H N.C. Central	61 30					
						177 H VCU	53 66					
						78 A Mercer	60 76					

Non-Div I Games: St. Andrews 94 39

Campbell

Average RPI Win:	222	WON-LOST	WINNING	LAST 10	STRENGTH OF	OPP. STRENGTH	TEAM	ADJ.	CONF.	ADJ CONF.
Average RPI Loss:	136	RECORD	PCT. RANK	GAMES	SCHEDULE	OF SCHEDULE	RPI	RPI	RPI	RPI
DIV. I ONLY	2- 7	280	2- 7	152	188	267	267	19	19	
DIV. I NON-CONF.	1- 6	298	1- 6	205	142	290	290	18	18	
TOTALS	RPI 1-25	RPI 26-50	W-L RECORDS	RPI 51-100	RPI 101-150	RPI 150+				
2- 7	0- 1	0- 0	OVERALL	0- 3	0- 0	2- 3				
1- 5	0- 1	0- 0	HOME	0- 2	0- 0	1- 2				
1- 2	0- 0	0- 0	AWAY	0- 1	0- 0	1- 1				
0- 0	0- 0	0- 0	NEUTRAL	0- 0	0- 0	0- 0				
1- 6	0- 1	0- 0	NON-CONFERENCE	0- 2	0- 0	1- 3				
0- 4	0- 1	0- 0	HOME	0- 1	0- 0	0- 2				
1- 2	0- 0	0- 0	AWAY	0- 1	0- 0	1- 1				
0- 0	0- 0	0- 0	NEUTRAL	0- 0	0- 0	0- 0				
1- 1	0- 0	0- 0	CONFERENCE	0- 1	0- 0	1- 0				
1- 1	0- 0	0- 0	HOME	0- 1	0- 0	1- 0				
0- 0	0- 0	0- 0	AWAY	0- 0	0- 0	0- 0				
0- 0	0- 0	0- 0	NEUTRAL	0- 0	0- 0	0- 0				

RPI 1-25				RPI 26-50				RPI 51-100				RPI 101+ Team's RPI: 267			
RPI	S	Opponent	Score	RPI	S	Opponent	Score	RPI	S	Opponent	Score	RPI	S	Opponent	Score
20	H	Buffalo	52 65					75	A	Ohio St.	56 89	168	H	Akron	64 73
								76	H	Lamar University	51 65	216	A	St. Bonaventure	74 57
								82	H	Rider	70 71	227	H	Monmouth	74 54
												252	A	Saint Francis (PA)	74 95
												279	H	Northeastern	59 83
LAST 12 Division I GAMES:															
20	H	Buffalo	52 65	75	A	Ohio St.	56 89	216	A	St. Bonaventure	74 57				
227	H	Monmouth	74 54	279	H	Northeastern	59 83								
82	H	Rider	70 71												
76	H	Lamar University	51 65												
252	A	Saint Francis (PA)	74 95												
168	H	Akron	64 73												

Non-Div I Games:

Canisius

■ Loss,
 ■ Non-Conf, S Site,
 ■ Home
 ■ Away
 N Neutral

Central Ark.

Through Games Of Dec. 11, 2016

Average RPI Win:	344	WON-LOST	WINNING	LAST 10	STRENGTH OF	OPP. STRENGTH	TEAM	ADJ.	CONF.	ADJ CONF.
Average RPI Loss:	21	RECORD	PCT. RANK	GAMES	SCHEDULE	OF SCHEDULE	RPI	RPI	RPI	RPI
DIV. I ONLY	2- 1	92	2- 1	347	102	238	238	27	27	
DIV. I NON-CONF.	2- 1	91	2- 1	347	103	238	238	27	27	
TOTALS	RPI 1-25	RPI 26-50	W-L RECORDS	RPI 51-100	RPI 101-150	RPI 150+				
2- 1	0- 1	0- 0	OVERALL	0- 0	0- 0	2- 0				
1- 0	0- 0	0- 0	HOME	0- 0	0- 0	1- 0				
1- 1	0- 0	0- 0	AWAY	0- 0	0- 0	1- 0				
0- 0	0- 0	0- 0	NEUTRAL	0- 0	0- 0	0- 0				
2- 1	0- 1	0- 0	NON-CONFERENCE	0- 0	0- 0	2- 0				
1- 0	0- 0	0- 0	HOME	0- 0	0- 0	1- 0				
1- 1	0- 1	0- 0	AWAY	0- 0	0- 0	1- 0				
0- 0	0- 0	0- 0	NEUTRAL	0- 0	0- 0	0- 0				
0- 0	0- 0	0- 0	CONFERENCE	0- 0	0- 0	0- 0				
0- 0	0- 0	0- 0	HOME	0- 0	0- 0	0- 0				
0- 0	0- 0	0- 0	AWAY	0- 0	0- 0	0- 0				
0- 0	0- 0	0- 0	NEUTRAL	0- 0	0- 0	0- 0				

RPI 1-25				RPI 26-50			RPI 51-100				RPI 101+			Team's RPI: 238	
RPI	S	Opponent	Score	RPI	S	Opponent	Score	RPI	S	Opponent	Score	RPI	S	Opponent	Score
21	A	Texas A&M	49 74									344	A	Alcorn	71 57
												344	H	Alcorn	59 45
LAST 12 Division I GAMES:															
								344	H	Alcorn	59 45				
								344	A	Alcorn	71 57				
								21	A	Texas A&M	49 74				

Non-Div I Games: Crowley's Ridge 102 31 Williams Baptist 82 32 Hendrix 71 39

Central Ark.

■ Loss,
 ■ Non-Conf, S Site,
 ■ Home
 ■ Away
 N Neutral

Average RPI Win:	305	WON-LOST	WINNING	LAST 10	STRENGTH OF	OPP. STRENGTH	TEAM	ADJ.	CONF.	ADJ CONF.
Average RPI Loss:	181	RECORD	PCT. RANK	GAMES	SCHEDULE	OF SCHEDULE	RPI	RPI	RPI	RPI
DIV. I ONLY	1- 8	316	1- 8	187	297	315	315	32	32	
DIV. I NON-CONF.	1- 8	316	1- 8	188	296	315	315	32	32	
TOTALS	RPI 1-25	RPI 26-50	W-L RECORDS	RPI 51-100	RPI 101-150	RPI 150+				
1- 8	0- 0	0- 1	OVERALL	0- 1	0- 0	1- 6				
1- 2	0- 0	0- 0	HOME	0- 0	0- 0	1- 2				
0- 5	0- 0	0- 1	AWAY	0- 1	0- 0	0- 3				
0- 1	0- 0	0- 0	NEUTRAL	0- 0	0- 0	0- 1				
1- 8	0- 0	0- 1	NON-CONFERENCE	0- 1	0- 0	1- 6				
1- 2	0- 0	0- 0	HOME	0- 0	0- 0	1- 2				
0- 5	0- 0	0- 1	AWAY	0- 1	0- 0	0- 3				
0- 1	0- 0	0- 0	NEUTRAL	0- 0	0- 0	0- 1				
0- 0	0- 0	0- 0	CONFERENCE	0- 0	0- 0	0- 0				
0- 0	0- 0	0- 0	HOME	0- 0	0- 0	0- 0				
0- 0	0- 0	0- 0	AWAY	0- 0	0- 0	0- 0				
0- 0	0- 0	0- 0	NEUTRAL	0- 0	0- 0	0- 0				

RPI 1-25				RPI 26-50				RPI 51-100				RPI 101+				Team's RPI:	315
RPI	S	Opponent	Score	RPI	S	Opponent	Score	RPI	S	Opponent	Score	RPI	S	Opponent	Score		
				38	A	Virginia Tech	47 81	92	A	Syracuse	63 95	170	A	Seton Hall	70 78		
												174	H	Hartford	58 68		
												211	A	Massachusetts	37 76		
												224	H	Stony Brook	59 64		
												268	A	Dartmouth	51 61		
												270	N	San Diego St.	62 80		
												305	H	Vermont	78 76		
LAST 12 Division I GAMES:																	
				38	A	Virginia Tech	47 81	224	H	Stony Brook	59 64						
				92	A	Syracuse	63 95	174	H	Hartford	58 68						
				270	N	San Diego St.	62 80	268	A	Dartmouth	51 61						
				170	A	Seton Hall	70 78										
				211	A	Massachusetts	37 76										
				305	H	Vermont	78 76										

Non-Div I Games:

Central Conn. St.

Average RPI Win:	262	WON-LOST	WINNING	LAST 10	STRENGTH OF	OPP. STRENGTH	TEAM	ADJ.	CONF.	ADJ CONF.
Average RPI Loss:	62	RECORD	PCT. RANK	GAMES	SCHEDULE	OF SCHEDULE	RPI	RPI	RPI	RPI
DIV. I ONLY	7- 3	84	7- 3	333	26	190	190	11	11	
DIV. I NON-CONF.	7- 3	84	7- 3	333	26	192	192	11	11	
TOTALS	RPI 1-25	RPI 26-50	W-L RECORDS	RPI 51-100	RPI 101-150	RPI 150+				
7- 3	0- 1	0- 1	OVERALL	0- 0	0- 1	7- 0				
5- 1	0- 0	0- 1	HOME	0- 0	0- 0	5- 0				
0- 2	0- 1	0- 0	AWAY	0- 0	0- 1	0- 0				
2- 0	0- 0	0- 0	NEUTRAL	0- 0	0- 0	2- 0				
7- 3	0- 1	0- 1	NON-CONFERENCE	0- 0	0- 1	7- 0				
5- 1	0- 0	0- 1	HOME	0- 0	0- 0	5- 0				
0- 2	0- 1	0- 0	AWAY	0- 0	0- 1	0- 0				
2- 0	0- 0	0- 0	NEUTRAL	0- 0	0- 0	2- 0				
0- 0	0- 0	0- 0	CONFERENCE	0- 0	0- 0	0- 0				
0- 0	0- 0	0- 0	HOME	0- 0	0- 0	0- 0				
0- 0	0- 0	0- 0	AWAY	0- 0	0- 0	0- 0				
0- 0	0- 0	0- 0	NEUTRAL	0- 0	0- 0	0- 0				

RPI 1-25				RPI 26-50				RPI 51-100				RPI 101+ Team's RPI: 190			
RPI	S	Opponent	Score	RPI	S	Opponent	Score	RPI	S	Opponent	Score	RPI	S	Opponent	Score
2	A	Notre Dame	47 107	37	H	Elon	57 71					148	A	Purdue	51 62
												206	H	Saint Joseph's	73 71
												225	H	Oakland	70 67
												229	H	Loyola Chicago	95 57
												230	H	Furman	81 71
												307	N	North Dakota St.	77 55
												309	N	Utah Valley	71 62
												327	H	Ill.-Chicago	77 55
LAST 12 Division I GAMES:															
		307	N	North Dakota St.	77	55				206	H	Saint Joseph's	73	71	
		309	N	Utah Valley	71	62				148	A	Purdue	51	62	
		225	H	Oakland	70	67				327	H	Ill.-Chicago	77	55	
		37	H	Elon	57	71				229	H	Loyola Chicago	95	57	
		230	H	Furman	81	71									
		2	A	Notre Dame	47	107									

Non-Div I Games:

Central Mich.

Average RPI Win:	311	WON-LOST	WINNING	LAST 10	STRENGTH OF	OPP. STRENGTH	TEAM	ADJ.	CONF.	ADJ CONF.
Average RPI Loss:	42	RECORD	PCT. RANK	GAMES	SCHEDULE	OF SCHEDULE	RPI	RPI	RPI	RPI
DIV. I ONLY	2- 2	152	2- 2	106	300	108	108	26	26	
DIV. I NON-CONF.	2- 2	153	2- 2	107	300	110	110	26	26	
TOTALS	RPI 1-25	RPI 26-50	W-L RECORDS	RPI 51-100	RPI 101-150	RPI 150+				
2- 2	0- 0	0- 1	OVERALL	0- 1	0- 0	2- 0				
1- 0	0- 0	0- 0	HOME	0- 0	0- 0	1- 0				
1- 2	0- 0	0- 1	AWAY	0- 1	0- 0	1- 0				
0- 0	0- 0	0- 0	NEUTRAL	0- 0	0- 0	0- 0				
2- 2	0- 0	0- 1	NON-CONFERENCE	0- 1	0- 0	2- 0				
1- 0	0- 0	0- 0	HOME	0- 0	0- 0	1- 0				
1- 2	0- 0	0- 1	AWAY	0- 1	0- 0	1- 0				
0- 0	0- 0	0- 0	NEUTRAL	0- 0	0- 0	0- 0				
0- 0	0- 0	0- 0	CONFERENCE	0- 0	0- 0	0- 0				
0- 0	0- 0	0- 0	HOME	0- 0	0- 0	0- 0				
0- 0	0- 0	0- 0	AWAY	0- 0	0- 0	0- 0				
0- 0	0- 0	0- 0	NEUTRAL	0- 0	0- 0	0- 0				

RPI 1-25			RPI 26-50			RPI 51-100			RPI 101+			Team's RPI: 108
RPI	S	Opponent	Score	RPI	S	Opponent	Score	RPI	S	Opponent	Score	
				33	A	North Carolina	77 93	51	A	West Virginia	38 88	285 H South Carolina St. 67 62
												336 A Lipscomb 67 52
LAST 12 Division I GAMES:												
								285 H South Carolina St.			67 62	
								336 A Lipscomb			67 52	
								33 A North Carolina			77 93	
								51 A West Virginia			38 88	

Non-Div I Games: Southern Wesleyan 80 57 Paine 75 67

Charleston So.

Loss, Non-Conf, S Site, H Home A Away N Neutral

Average RPI Win:	191	WON-LOST	WINNING	LAST 10	STRENGTH OF	OPP. STRENGTH	TEAM	ADJ.	CONF.	ADJ CONF.
Average RPI Loss:	12	RECORD	PCT. RANK	GAMES	SCHEDULE	OF SCHEDULE	RPI	RPI	RPI	RPI
DIV. I ONLY	7- 3	84	7- 3	97	30	53	53	13	13	
DIV. I NON-CONF.	7- 3	84	7- 3	97	30	54	54	13	13	
TOTALS	RPI 1-25	RPI 26-50	W-L RECORDS	RPI 51-100	RPI 101-150	RPI 150+				
7- 3	0- 3	0- 0	OVERALL	2- 0	0- 0	5- 0				
4- 0	0- 0	0- 0	HOME	1- 0	0- 0	3- 0				
3- 1	0- 1	0- 0	AWAY	1- 0	0- 0	2- 0				
0- 2	0- 2	0- 0	NEUTRAL	0- 0	0- 0	0- 0				
7- 3	0- 3	0- 0	NON-CONFERENCE	2- 0	0- 0	5- 0				
4- 0	0- 0	0- 0	HOME	1- 0	0- 0	3- 0				
3- 1	0- 1	0- 0	AWAY	1- 0	0- 0	2- 0				
0- 2	0- 2	0- 0	NEUTRAL	0- 0	0- 0	0- 0				
0- 0	0- 0	0- 0	CONFERENCE	0- 0	0- 0	0- 0				
0- 0	0- 0	0- 0	HOME	0- 0	0- 0	0- 0				
0- 0	0- 0	0- 0	AWAY	0- 0	0- 0	0- 0				
0- 0	0- 0	0- 0	NEUTRAL	0- 0	0- 0	0- 0				

RPI 1-25				RPI 26-50				RPI 51-100				Team's RPI: 53	RPI 101+			
RPI	S	Opponent	Score	RPI	S	Opponent	Score	RPI	S	Opponent	Score		RPI	S	Opponent	Score
10	N	Utah	68 81					80	A	Duquesne	77 63		161	A	Pittsburgh	70 63
11	A	Miami (FL)	46 80					100	H	East Carolina	79 64		192	A	Col. of Charleston	62 49
16	N	Boise St.	65 68										246	H	Wisconsin	63 48
													274	H	Longwood	66 41
													286	H	Presbyterian	71 63
LAST 12 Division I GAMES:																
				161	A	Pittsburgh	70 63						274	H	Longwood	66 41
				100	H	East Carolina	79 64						80	A	Duquesne	77 63
				16	N	Boise St.	65 68						192	A	Col. of Charleston	62 49
				10	N	Utah	68 81						246	H	Wisconsin	63 48
				286	H	Presbyterian	71 63									
				11	A	Miami (FL)	46 80									

Non-Div I Games:

Charlotte

Chattanooga

Through Games Of Dec. 11, 2016

Average RPI Win:	241	WON-LOST	WINNING	LAST 10	STRENGTH OF	OPP. STRENGTH	TEAM	ADJ.	CONF.	ADJ CONF.
Average RPI Loss:	50	RECORD	PCT. RANK	GAMES	SCHEDULE	OF SCHEDULE	RPI	RPI	RPI	RPI
DIV. I ONLY	5- 6	179	4- 6	100	49	128	128	20	20	
DIV. I NON-CONF.	5- 6	182	5- 6	100	50	129	129	20	20	
TOTALS	RPI 1-25	RPI 26-50	W-L RECORDS	RPI 51-100	RPI 101-150	RPI 150+				
5- 6	0- 2	0- 1	OVERALL	0- 1	0- 2	5- 0				
1- 3	0- 1	0- 1	HOME	0- 0	0- 1	1- 0				
2- 2	0- 1	0- 0	AWAY	0- 1	0- 0	2- 0				
2- 1	0- 0	0- 0	NEUTRAL	0- 0	0- 1	2- 0				
5- 6	0- 2	0- 1	NON-CONFERENCE	0- 1	0- 2	5- 0				
1- 3	0- 1	0- 1	HOME	0- 0	0- 1	1- 0				
2- 2	0- 1	0- 0	AWAY	0- 1	0- 0	2- 0				
2- 1	0- 0	0- 0	NEUTRAL	0- 0	0- 1	2- 0				
0- 0	0- 0	0- 0	CONFERENCE	0- 0	0- 0	0- 0				
0- 0	0- 0	0- 0	HOME	0- 0	0- 0	0- 0				
0- 0	0- 0	0- 0	AWAY	0- 0	0- 0	0- 0				
0- 0	0- 0	0- 0	NEUTRAL	0- 0	0- 0	0- 0				

RPI S	Opponent	Score	RPI S	Opponent	Score	RPI S	Opponent	Score	RPI S	Opponent	Score	Team's RPI: 128
1	A UConn	43 80	31	H Florida	61 72	61	A Louisville	47 63	101	N Maine	39 49	
3	H Green Bay	55 71							105	H Indiana	76 79	
									154	H Stetson	66 55	
									241	A Rutgers	66 53	
									242	A UT Martin	80 60	
									265	N Bowling Green	54 49	
									302	N Lafayette	68 43	
LAST 12 Division I GAMES:												
3	H Green Bay	55 71	154	H Stetson	66 55							
61	A Louisville	47 63	242	A UT Martin	80 60							
265	N Bowling Green	54 49	1	A UConn	43 80							
302	N Lafayette	68 43	101	N Maine	39 49							
105	H Indiana	76 79	241	A Rutgers	66 53							
31	H Florida	61 72										

Non-Div I Games:

Chattanooga

Loss, Non-Conf, S Site, H Home A Away N Neutral

Average RPI Win:	0	WON-LOST	WINNING	LAST 10	STRENGTH OF	OPP. STRENGTH	TEAM	ADJ.	CONF.	ADJ CONF.
Average RPI Loss:	174	RECORD	PCT. RANK	GAMES	SCHEDULE	OF SCHEDULE	RPI	RPI	RPI	RPI
DIV. I ONLY	0- 9	326	0- 9	171	262	320	320	29	29	
DIV. I NON-CONF.	0- 9	325	0- 9	171	261	320	320	29	29	
TOTALS	RPI 1-25	RPI 26-50	W-L RECORDS	RPI 51-100	RPI 101-150	RPI 150+				
0- 9	0- 1	0- 1	OVERALL	0- 0	0- 1	0- 6				
0- 3	0- 0	0- 0	HOME	0- 0	0- 0	0- 3				
0- 6	0- 1	0- 1	AWAY	0- 0	0- 1	0- 3				
0- 0	0- 0	0- 0	NEUTRAL	0- 0	0- 0	0- 0				
0- 9	0- 1	0- 1	NON-CONFERENCE	0- 0	0- 1	0- 6				
0- 3	0- 0	0- 0	HOME	0- 0	0- 0	0- 3				
0- 6	0- 1	0- 1	AWAY	0- 0	0- 1	0- 3				
0- 0	0- 0	0- 0	NEUTRAL	0- 0	0- 0	0- 0				
0- 0	0- 0	0- 0	CONFERENCE	0- 0	0- 0	0- 0				
0- 0	0- 0	0- 0	HOME	0- 0	0- 0	0- 0				
0- 0	0- 0	0- 0	AWAY	0- 0	0- 0	0- 0				
0- 0	0- 0	0- 0	NEUTRAL	0- 0	0- 0	0- 0				

RPI 1-25				RPI 26-50				RPI 51-100				RPI 101+				Team's RPI: 320	
RPI	S	Opponent	Score	RPI	S	Opponent	Score	RPI	S	Opponent	Score	RPI	S	Opponent	Score		
17	A	Kansas St.	33 83	26	A	Northwestern	42 75					136	A	Northern Ill.	85 94		
												198	A	Ball St.	53 88		
												208	H	Wright St.	65 71		
												225	H	Oakland	60 80		
												229	A	Loyola Chicago	54 59		
												245	A	Morehead St.	55 63		
												280	H	Valparaiso	51 53		
LAST 12 Division I GAMES:																	
				136	A	Northern Ill.	85 94	229	A	Loyola Chicago	54 59						
				208	H	Wright St.	65 71	26	A	Northwestern	42 75						
				280	H	Valparaiso	51 53	198	A	Ball St.	53 88						
				17	A	Kansas St.	33 83	225	H	Oakland	60 80						
								245	A	Morehead St.	55 63						

Non-Div I Games:

Chicago St.

Loss, Non-Conf, S Site, H Home A Away N Neutral

Average RPI Win:	272	WON-LOST	WINNING	LAST 10	STRENGTH OF	OPP. STRENGTH	TEAM	ADJ.	CONF.	ADJ CONF.
Average RPI Loss:	103	RECORD	PCT. RANK	GAMES	SCHEDULE	OF SCHEDULE	RPI	RPI	RPI	RPI
DIV. I ONLY	6- 3	92	6- 3	303	206	194	194	5	5	
DIV. I NON-CONF.	6- 3	91	6- 3	303	206	196	196	5	5	
TOTALS	RPI 1-25	RPI 26-50	W-L RECORDS	RPI 51-100	RPI 101-150	RPI 150+				
6- 3	0- 0	0- 0	OVERALL	0- 2	0- 0	6- 1				
3- 2	0- 0	0- 0	HOME	0- 1	0- 0	3- 1				
3- 1	0- 0	0- 0	AWAY	0- 1	0- 0	3- 0				
0- 0	0- 0	0- 0	NEUTRAL	0- 0	0- 0	0- 0				
6- 3	0- 0	0- 0	NON-CONFERENCE	0- 2	0- 0	6- 1				
3- 2	0- 0	0- 0	HOME	0- 1	0- 0	3- 1				
3- 1	0- 0	0- 0	AWAY	0- 1	0- 0	3- 0				
0- 0	0- 0	0- 0	NEUTRAL	0- 0	0- 0	0- 0				
0- 0	0- 0	0- 0	CONFERENCE	0- 0	0- 0	0- 0				
0- 0	0- 0	0- 0	HOME	0- 0	0- 0	0- 0				
0- 0	0- 0	0- 0	AWAY	0- 0	0- 0	0- 0				
0- 0	0- 0	0- 0	NEUTRAL	0- 0	0- 0	0- 0				

RPI S	Opponent	Score	RPI S	Opponent	Score	RPI S	Opponent	Score	RPI S	Opponent	Score	Team's RPI: 194
						71	H Xavier	61 72	162	H Indiana St.	55 63	
						75	A Ohio St.	38 80	200	H Howard	66 56	
									249	A Miami (OH)	49 43	
									265	A Bowling Green	68 58	
									284	A Southeast Mo. St.	83 75	
									301	H Ark.-Pine Bluff	72 42	
									330	H Tennessee Tech	60 38	
LAST 12 Division I GAMES:												
			71	H Xavier	61 72	330	H Tennessee Tech	60 38				
			75	A Ohio St.	38 80	301	H Ark.-Pine Bluff	72 42				
			284	A Southeast Mo. St.	83 75	200	H Howard	66 56				
						249	A Miami (OH)	49 43				
						162	H Indiana St.	55 63				
						265	A Bowling Green	68 58				

Non-Div I Games:

Cincinnati

Average RPI Win:	205	WON-LOST	WINNING	LAST 10	STRENGTH OF	OPP. STRENGTH	TEAM	ADJ.	CONF.	ADJ CONF.
Average RPI Loss:	0	RECORD	PCT. RANK	GAMES	SCHEDULE	OF SCHEDULE	RPI	RPI	RPI	RPI
DIV. I ONLY	8- 0	1	8- 0	271	153	64	64	3	3	
DIV. I NON-CONF.	8- 0	1	8- 0	272	155	65	65	3	3	
TOTALS	RPI 1-25	RPI 26-50	W-L RECORDS	RPI 51-100	RPI 101-150	RPI 150+				
8- 0	0- 0	0- 0	OVERALL	0- 0	1- 0	7- 0				
5- 0	0- 0	0- 0	HOME	0- 0	1- 0	4- 0				
1- 0	0- 0	0- 0	AWAY	0- 0	0- 0	1- 0				
2- 0	0- 0	0- 0	NEUTRAL	0- 0	0- 0	2- 0				
8- 0	0- 0	0- 0	NON-CONFERENCE	0- 0	1- 0	7- 0				
5- 0	0- 0	0- 0	HOME	0- 0	1- 0	4- 0				
1- 0	0- 0	0- 0	AWAY	0- 0	0- 0	1- 0				
2- 0	0- 0	0- 0	NEUTRAL	0- 0	0- 0	2- 0				
0- 0	0- 0	0- 0	CONFERENCE	0- 0	0- 0	0- 0				
0- 0	0- 0	0- 0	HOME	0- 0	0- 0	0- 0				
0- 0	0- 0	0- 0	AWAY	0- 0	0- 0	0- 0				
0- 0	0- 0	0- 0	NEUTRAL	0- 0	0- 0	0- 0				

RPI 1-25				RPI 26-50				RPI 51-100				Team's RPI: 64		RPI 101+			
RPI	S	Opponent	Score	RPI	S	Opponent	Score	RPI	S	Opponent	Score			RPI	S	Opponent	Score
														101	H	Maine	69 61
														188	H	Louisiana Tech	78 67
														191	H	Ga. Southern	58 47
														208	N	Wright St.	75 51
														227	A	Monmouth	60 47
														229	N	Loyola Chicago	61 40
														240	H	Coastal Caro.	64 57
														258	H	Western Caro.	78 63
LAST 12 Division I GAMES:																	
				101	H	Maine	69 61					191	H	Ga. Southern	58 47		
				208	N	Wright St.	75 51					258	H	Western Caro.	78 63		
				229	N	Loyola Chicago	61 40					240	H	Coastal Caro.	64 57		
				188	H	Louisiana Tech	78 67										
				227	A	Monmouth	60 47										

Non-Div I Games:

Clemson

Average RPI Win:	283	WON-LOST	WINNING	LAST 10	STRENGTH OF	OPP. STRENGTH	TEAM	ADJ.	CONF.	ADJ CONF.
Average RPI Loss:	86	RECORD	PCT. RANK	GAMES	SCHEDULE	OF SCHEDULE	RPI	RPI	RPI	RPI
DIV. I ONLY	3- 4	202	3- 4	123	207	145	145	21	21	
DIV. I NON-CONF.	3- 4	201	3- 4	123	207	147	147	21	21	
TOTALS	RPI 1-25	RPI 26-50	W-L RECORDS	RPI 51-100	RPI 101-150	RPI 150+				
3- 4	0- 0	0- 0	OVERALL	0- 3	0- 1	3- 0				
0- 2	0- 0	0- 0	HOME	0- 1	0- 1	0- 0				
2- 2	0- 0	0- 0	AWAY	0- 2	0- 0	2- 0				
1- 0	0- 0	0- 0	NEUTRAL	0- 0	0- 0	1- 0				
3- 4	0- 0	0- 0	NON-CONFERENCE	0- 3	0- 1	3- 0				
0- 2	0- 0	0- 0	HOME	0- 1	0- 1	0- 0				
2- 2	0- 0	0- 0	AWAY	0- 2	0- 0	2- 0				
1- 0	0- 0	0- 0	NEUTRAL	0- 0	0- 0	1- 0				
0- 0	0- 0	0- 0	CONFERENCE	0- 0	0- 0	0- 0				
0- 0	0- 0	0- 0	HOME	0- 0	0- 0	0- 0				
0- 0	0- 0	0- 0	AWAY	0- 0	0- 0	0- 0				
0- 0	0- 0	0- 0	NEUTRAL	0- 0	0- 0	0- 0				

RPI 1-25				RPI 26-50				RPI 51-100				RPI 101+				Team's RPI: 145	
RPI	S	Opponent	Score	RPI	S	Opponent	Score	RPI	S	Opponent	Score	RPI	S	Opponent	Score		
								74	H	Niagara	49	67	111	H	Toledo	59	92
								75	A	Ohio St.	78	96	263	A	Evansville	66	62
								85	A	Navy	63	88	269	N	Richmond	69	65
													316	A	Eastern Ill.	66	56
LAST 12 Division I GAMES:																	
								74	H	Niagara	49	67	316	A	Eastern Ill.	66	56
								111	H	Toledo	59	92	269	N	Richmond	69	65
								75	A	Ohio St.	78	96	85	A	Navy	63	88
								263	A	Evansville	66	62					

Non-Div I Games: Notre Dame (OH) 51 66 Lake Erie 65 42

Cleveland St.

Loss, Non-Conf, S Site, H Home A Away N Neutral

Average RPI Win:	338	WON-LOST	WINNING	LAST 10	STRENGTH OF	OPP. STRENGTH	TEAM	ADJ.	CONF.	ADJ CONF.
Average RPI Loss:	158	RECORD	PCT. RANK	GAMES	SCHEDULE	OF SCHEDULE	RPI	RPI	RPI	RPI
DIV. I ONLY	2- 3	211	2- 3	265	341	240	240	17	17	
DIV. I NON-CONF.	2- 3	211	2- 3	267	341	240	240	17	17	
TOTALS	RPI 1-25	RPI 26-50	W-L RECORDS	RPI 51-100	RPI 101-150	RPI 150+				
2- 3	0- 0	0- 0	OVERALL	0- 1	0- 0	2- 2				
1- 0	0- 0	0- 0	HOME	0- 0	0- 0	1- 0				
1- 3	0- 0	0- 0	AWAY	0- 1	0- 0	1- 2				
0- 0	0- 0	0- 0	NEUTRAL	0- 0	0- 0	0- 0				
2- 3	0- 0	0- 0	NON-CONFERENCE	0- 1	0- 0	2- 2				
1- 0	0- 0	0- 0	HOME	0- 0	0- 0	1- 0				
1- 3	0- 0	0- 0	AWAY	0- 1	0- 0	1- 2				
0- 0	0- 0	0- 0	NEUTRAL	0- 0	0- 0	0- 0				
0- 0	0- 0	0- 0	CONFERENCE	0- 0	0- 0	0- 0				
0- 0	0- 0	0- 0	HOME	0- 0	0- 0	0- 0				
0- 0	0- 0	0- 0	AWAY	0- 0	0- 0	0- 0				
0- 0	0- 0	0- 0	NEUTRAL	0- 0	0- 0	0- 0				

RPI 1-25				RPI 26-50				RPI 51-100				RPI 101+				Team's RPI: 240	
RPI	S	Opponent	Score	RPI	S	Opponent	Score	RPI	S	Opponent	Score	RPI	S	Opponent	Score		
								64	A	Clemson	57 64	197	A	Marshall	66 84		
												214	A	Wofford	62 67		
												334	A	Fort Wayne	72 57		
												342	H	N.C. Central	66 50		
LAST 12 Division I GAMES:																	
				214	A	Wofford	62 67	197	A	Marshall	66 84						
				334	A	Fort Wayne	72 57	342	H	N.C. Central	66 50						
								64	A	Clemson	57 64						

Non-Div I Games: Pfeiffer 91 49 Catawba 58 63

Coastal Caro.

Average RPI Win:	275	WON-LOST	WINNING	LAST 10	STRENGTH OF	OPP. STRENGTH	TEAM	ADJ.	CONF.	ADJ CONF.
Average RPI Loss:	99	RECORD	PCT. RANK	GAMES	SCHEDULE	OF SCHEDULE	RPI	RPI	RPI	RPI
DIV. I ONLY	2- 5	253	2- 5	119	197	192	192	8	8	
DIV. I NON-CONF.	2- 5	252	2- 5	120	196	194	194	8	8	
TOTALS	RPI 1-25	RPI 26-50	W-L RECORDS	RPI 51-100	RPI 101-150	RPI 150+				
2- 5	0- 0	0- 1	OVERALL	0- 2	0- 1	2- 1				
0- 3	0- 0	0- 1	HOME	0- 1	0- 1	0- 0				
2- 2	0- 0	0- 0	AWAY	0- 1	0- 0	2- 1				
0- 0	0- 0	0- 0	NEUTRAL	0- 0	0- 0	0- 0				
2- 5	0- 0	0- 1	NON-CONFERENCE	0- 2	0- 1	2- 1				
0- 3	0- 0	0- 1	HOME	0- 1	0- 1	0- 0				
2- 2	0- 0	0- 0	AWAY	0- 1	0- 0	2- 1				
0- 0	0- 0	0- 0	NEUTRAL	0- 0	0- 0	0- 0				
0- 0	0- 0	0- 0	CONFERENCE	0- 0	0- 0	0- 0				
0- 0	0- 0	0- 0	HOME	0- 0	0- 0	0- 0				
0- 0	0- 0	0- 0	AWAY	0- 0	0- 0	0- 0				
0- 0	0- 0	0- 0	NEUTRAL	0- 0	0- 0	0- 0				

RPI	S	Opponent	Score	RPI	S	Opponent	Score	RPI	S	Opponent	Score	RPI	S	Opponent	Score	Team's RPI: 192
38	H	Virginia Tech	61 71	53	H	Charlotte	49 62	143	H	North Florida	47 60	205	A	Houston	63 79	
				55	A	North Carolina St.	47 91	222	A	Appalachian St.	65 62	328	A	Winthrop	95 64	
LAST 12 Division I GAMES:																
38	H	Virginia Tech	61 71	205	A	Houston	63 79	143	H	North Florida	47 60					
55	A	North Carolina St.	47 91	222	A	Appalachian St.	65 62									
328	A	Winthrop	95 64													
53	H	Charlotte	49 62													

Non-Div I Games:

Col. of Charleston

Average RPI Win:	216	WON-LOST	WINNING	LAST 10	STRENGTH OF	OPP. STRENGTH	TEAM	ADJ.	CONF.	ADJ CONF.
Average RPI Loss:	171	RECORD	PCT. RANK	GAMES	SCHEDULE	OF SCHEDULE	RPI	RPI	RPI	RPI
DIV. I ONLY	3- 6	232	3- 6	144	266	209	209	24	24	
DIV. I NON-CONF.	3- 6	233	3- 6	143	264	211	211	24	24	
TOTALS	RPI 1-25	RPI 26-50	W-L RECORDS	RPI 51-100	RPI 101-150	RPI 150+				
3- 6	0- 0	0- 0	OVERALL	0- 0	0- 3	3- 3				
2- 1	0- 0	0- 0	HOME	0- 0	0- 1	2- 0				
1- 5	0- 0	0- 0	AWAY	0- 0	0- 2	1- 3				
0- 0	0- 0	0- 0	NEUTRAL	0- 0	0- 0	0- 0				
3- 6	0- 0	0- 0	NON-CONFERENCE	0- 0	0- 3	3- 3				
2- 1	0- 0	0- 0	HOME	0- 0	0- 1	2- 0				
1- 5	0- 0	0- 0	AWAY	0- 0	0- 2	1- 3				
0- 0	0- 0	0- 0	NEUTRAL	0- 0	0- 0	0- 0				
0- 0	0- 0	0- 0	CONFERENCE	0- 0	0- 0	0- 0				
0- 0	0- 0	0- 0	HOME	0- 0	0- 0	0- 0				
0- 0	0- 0	0- 0	AWAY	0- 0	0- 0	0- 0				
0- 0	0- 0	0- 0	NEUTRAL	0- 0	0- 0	0- 0				

RPI 1-25			RPI 26-50			RPI 51-100			RPI 101+			Team's RPI: 209
RPI	S	Opponent	Score	RPI	S	Opponent	Score	RPI	S	Opponent	Score	
								113	A	Providence	85	92
								122	H	Cornell	57	70
								148	A	Purdue	51	71
								164	A	Columbia	67	75
								175	H	Towson	76	71
								181	A	Brown	67	62
								216	A	St. Bonaventure	57	70
								264	A	Siena	63	71
								293	H	LIU Brooklyn	76	61
LAST 12 Division I GAMES:												
293	H	LIU Brooklyn	76	61	148	A	Purdue	51	71			
175	H	Towson	76	71	164	A	Columbia	67	75			
113	A	Providence	85	92	264	A	Siena	63	71			
					181	A	Brown	67	62			
					122	H	Cornell	57	70			
					216	A	St. Bonaventure	57	70			

Non-Div I Games:

Colgate

Average RPI Win:	168	WON-LOST	WINNING	LAST 10	STRENGTH OF	OPP. STRENGTH	TEAM	ADJ.	CONF.	ADJ CONF.
Average RPI Loss:	0	RECORD	PCT. RANK	GAMES	SCHEDULE	OF SCHEDULE	RPI	RPI	RPI	RPI
DIV. I ONLY	9- 0	1	9- 0	227	21	32	32	1	1	
DIV. I NON-CONF.	9- 0	1	9- 0	228	21	32	32	1	1	
TOTALS	RPI 1-25	RPI 26-50	W-L RECORDS	RPI 51-100	RPI 101-150	RPI 150+				
9- 0	1- 0	0- 0	OVERALL	3- 0	0- 0	5- 0				
7- 0	1- 0	0- 0	HOME	2- 0	0- 0	4- 0				
2- 0	0- 0	0- 0	AWAY	1- 0	0- 0	1- 0				
0- 0	0- 0	0- 0	NEUTRAL	0- 0	0- 0	0- 0				
9- 0	1- 0	0- 0	NON-CONFERENCE	3- 0	0- 0	5- 0				
7- 0	1- 0	0- 0	HOME	2- 0	0- 0	4- 0				
2- 0	0- 0	0- 0	AWAY	1- 0	0- 0	1- 0				
0- 0	0- 0	0- 0	NEUTRAL	0- 0	0- 0	0- 0				
0- 0	0- 0	0- 0	CONFERENCE	0- 0	0- 0	0- 0				
0- 0	0- 0	0- 0	HOME	0- 0	0- 0	0- 0				
0- 0	0- 0	0- 0	AWAY	0- 0	0- 0	0- 0				
0- 0	0- 0	0- 0	NEUTRAL	0- 0	0- 0	0- 0				

RPI 1-25				RPI 26-50		Team's RPI: 32		RPI 51-100				RPI 101+			
RPI	S	Opponent	Score	RPI	S	Opponent	Score	RPI	S	Opponent	Score	RPI	S	Opponent	Score
22	H	Kentucky	79 69					59	H	SMU	67 50	171	H	Idaho St.	85 56
								86	A	Northern Colo.	83 62	233	H	Air Force	95 68
								94	H	Colorado St.	74 56	237	H	Southeastern La.	112 54
												303	H	St. Francis Brooklyn	81 54
												307	A	North Dakota St.	76 59
LAST 12 Division I GAMES:															
				94	H	Colorado St.	74 56	307	A	North Dakota St.	76 59				
				171	H	Idaho St.	85 56	22	H	Kentucky	79 69				
				237	H	Southeastern La.	112 54	233	H	Air Force	95 68				
				59	H	SMU	67 50	86	A	Northern Colo.	83 62				
				303	H	St. Francis Brooklyn	81 54								

Non-Div I Games:

Colorado

■ Loss,
 ■ Non-Conf, S Site,
 ■ Home
 ■ Away
 N Neutral

Average RPI Win:	205	WON-LOST	WINNING	LAST 10	STRENGTH OF	OPP. STRENGTH	TEAM	ADJ.	CONF.	ADJ CONF.
Average RPI Loss:	58	RECORD	PCT. RANK	GAMES	SCHEDULE	OF SCHEDULE	RPI	RPI	RPI	RPI
DIV. I ONLY	4- 4	152	4- 4	48	110	94	94	9	9	
DIV. I NON-CONF.	4- 4	153	4- 4	48	111	92	92	9	9	
TOTALS	RPI 1-25	RPI 26-50	W-L RECORDS	RPI 51-100	RPI 101-150	RPI 150+				
4- 4	0- 1	0- 2	OVERALL	1- 0	0- 0	3- 1				
4- 0	0- 0	0- 0	HOME	1- 0	0- 0	3- 0				
0- 4	0- 1	0- 1	AWAY	0- 0	0- 0	0- 1				
0- 0	0- 0	0- 0	NEUTRAL	0- 0	0- 0	0- 0				
4- 4	0- 1	0- 2	NON-CONFERENCE	1- 0	0- 0	3- 1				
4- 0	0- 0	0- 0	HOME	1- 0	0- 0	3- 0				
0- 4	0- 1	0- 2	AWAY	0- 0	0- 0	0- 1				
0- 0	0- 0	0- 0	NEUTRAL	0- 0	0- 0	0- 0				
0- 0	0- 0	0- 0	CONFERENCE	0- 0	0- 0	0- 0				
0- 0	0- 0	0- 0	HOME	0- 0	0- 0	0- 0				
0- 0	0- 0	0- 0	AWAY	0- 0	0- 0	0- 0				
0- 0	0- 0	0- 0	NEUTRAL	0- 0	0- 0	0- 0				

RPI 1-25				RPI 26-50				RPI 51-100				RPI 101+			
RPI	S	Opponent	Score	RPI	S	Opponent	Score	RPI	S	Opponent	Score	RPI	S	Opponent	Score
8	A	Washington	68 101	32	A	Colorado	56 74	86	H	Northern Colo.	58 47	151	A	Nebraska	59 62
				39	A	Oklahoma	55 70					173	H	Omaha	69 42
												237	H	Southeastern La.	77 31
												325	H	Denver	76 49
LAST 12 Division I GAMES:															
237	H	Southeastern La.	77 31	32	A	Colorado	56 74								
325	H	Denver	76 49	86	H	Northern Colo.	58 47								
39	A	Oklahoma	55 70												
151	A	Nebraska	59 62												
8	A	Washington	68 101												
173	H	Omaha	69 42												

Non-Div I Games: N.M. Highlands 96 31 Adams St. 76 29

Colorado St.

C
o
l
u
m
b
i
a

C
o
l
u
m
b
i
a

Columbia

Page 58

Average RPI Win:	0	WON-LOST	WINNING	LAST 10	STRENGTH OF	OPP. STRENGTH	TEAM	ADJ.	CONF.	ADJ CONF.
Average RPI Loss:	135	RECORD	PCT. RANK	GAMES	SCHEDULE	OF SCHEDULE	RPI	RPI	RPI	RPI
DIV. I ONLY	0- 8	326	0- 8	47	291	281	281	31	31	
DIV. I NON-CONF.	0- 8	325	0- 8	47	289	278	278	31	31	
TOTALS	RPI 1-25	RPI 26-50	W-L RECORDS	RPI 51-100	RPI 101-150	RPI 150+				
0- 8	0- 0	0- 1	OVERALL	0- 3	0- 1	0- 3				
0- 1	0- 0	0- 1	HOME	0- 0	0- 0	0- 0				
0- 7	0- 0	0- 0	AWAY	0- 3	0- 1	0- 3				
0- 0	0- 0	0- 0	NEUTRAL	0- 0	0- 0	0- 0				
0- 8	0- 0	0- 1	NON-CONFERENCE	0- 3	0- 1	0- 3				
0- 1	0- 0	0- 1	HOME	0- 0	0- 0	0- 0				
0- 7	0- 0	0- 0	AWAY	0- 3	0- 1	0- 3				
0- 0	0- 0	0- 0	NEUTRAL	0- 0	0- 0	0- 0				
0- 0	0- 0	0- 0	CONFERENCE	0- 0	0- 0	0- 0				
0- 0	0- 0	0- 0	HOME	0- 0	0- 0	0- 0				
0- 0	0- 0	0- 0	AWAY	0- 0	0- 0	0- 0				
0- 0	0- 0	0- 0	NEUTRAL	0- 0	0- 0	0- 0				

RPI 1-25				RPI 26-50				RPI 51-100				RPI 101+ Team's RPI: 281			
RPI	S	Opponent	Score	RPI	S	Opponent	Score	RPI	S	Opponent	Score	RPI	S	Opponent	Score
				43	H	SFA	57 72	51	A	West Virginia	39 69	112	A	Virginia	40 103
								92	A	Syracuse	30 76	175	A	Towson	65 69
								95	A	George Washington	46 77	177	A	VCU	44 73
												332	A	Mt. St. Mary's	48 54
LAST 12 Division I GAMES:															
				92	A	Syracuse	30 76	43	H	SFA	57 72				
				175	A	Towson	65 69	51	A	West Virginia	39 69				
				332	A	Mt. St. Mary's	48 54	95	A	George Washington	46 77				
								112	A	Virginia	40 103				
								177	A	VCU	44 73				

Non-Div I Games:

Coppin St.

Average RPI Win: 225	WON-LOST	WINNING	LAST 10	STRENGTH OF	OPP. STRENGTH	TEAM	ADJ.	CONF.	ADJ CONF.
Average RPI Loss: 120	RECORD	PCT. RANK	GAMES	SCHEDULE	OF SCHEDULE	RPI	RPI	RPI	RPI
DIV. I ONLY	5- 3	115	5- 3	155	211	122	122	15	15
DIV. I NON-CONF.	5- 3	115	5- 3	154	211	123	123	15	15
TOTALS	RPI 1-25	RPI 26-50	W-L RECORDS	RPI 51-100	RPI 101-150	RPI 150+			
5- 3	0- 1	0- 0	OVERALL	0- 0	0- 0	5- 2			
3- 1	0- 1	0- 0	HOME	0- 0	0- 0	3- 0			
2- 2	0- 0	0- 0	AWAY	0- 0	0- 0	2- 2			
0- 0	0- 0	0- 0	NEUTRAL	0- 0	0- 0	0- 0			
5- 3	0- 1	0- 0	NON-CONFERENCE	0- 0	0- 0	5- 2			
3- 1	0- 1	0- 0	HOME	0- 0	0- 0	3- 0			
2- 2	0- 0	0- 0	AWAY	0- 0	0- 0	2- 2			
0- 0	0- 0	0- 0	NEUTRAL	0- 0	0- 0	0- 0			
0- 0	0- 0	0- 0	CONFERENCE	0- 0	0- 0	0- 0			
0- 0	0- 0	0- 0	HOME	0- 0	0- 0	0- 0			
0- 0	0- 0	0- 0	AWAY	0- 0	0- 0	0- 0			
0- 0	0- 0	0- 0	NEUTRAL	0- 0	0- 0	0- 0			

RPI 1-25				RPI 26-50				RPI 51-100				RPI 101+ Team's RPI: 122			
RPI	S	Opponent	Score	RPI	S	Opponent	Score	RPI	S	Opponent	Score	RPI	S	Opponent	Score
23	H	Drexel	53 63									161	A	Pittsburgh	44 56
												175	A	Towson	63 68
												176	H	New Hampshire	61 56
												200	H	Howard	67 55
												209	A	Colgate	70 57
												252	A	Saint Francis (PA)	78 72
												288	H	Loyola Maryland	58 50
LAST 12 Division I GAMES:															
252	A	Saint Francis (PA)	78 72	23	H	Drexel	53 63	176	H	New Hampshire	61 56				
161	A	Pittsburgh	44 56												
200	H	Howard	67 55												
175	A	Towson	63 68												
209	A	Colgate	70 57												
288	H	Loyola Maryland	58 50												

Non-Div I Games:

Cornell

■ Loss,
 ■ Non-Conf, S Site,
 ■ Home
 ■ Away
 N Neutral

Average RPI Win:	140	WON-LOST	WINNING	LAST 10	STRENGTH OF	OPP. STRENGTH	TEAM	ADJ.	CONF.	ADJ CONF.
Average RPI Loss:	90	RECORD	PCT. RANK	GAMES	SCHEDULE	OF SCHEDULE	RPI	RPI	RPI	RPI
DIV. I ONLY	4- 4	152	4- 4	128	28	131	131	6	6	
DIV. I NON-CONF.	4- 4	153	4- 4	128	28	132	132	6	6	
TOTALS	RPI 1-25	RPI 26-50	W-L RECORDS	RPI 51-100	RPI 101-150	RPI 150+				
4- 4	0- 0	1- 2	OVERALL	0- 1	1- 0	2- 1				
3- 0	0- 0	1- 0	HOME	0- 0	0- 0	2- 0				
0- 3	0- 0	0- 1	AWAY	0- 1	0- 0	0- 1				
1- 1	0- 0	0- 1	NEUTRAL	0- 0	1- 0	0- 0				
4- 4	0- 0	1- 2	NON-CONFERENCE	0- 1	1- 0	2- 1				
3- 0	0- 0	1- 0	HOME	0- 0	0- 0	2- 0				
0- 3	0- 0	0- 1	AWAY	0- 1	0- 0	0- 1				
1- 1	0- 0	0- 1	NEUTRAL	0- 0	1- 0	0- 0				
0- 0	0- 0	0- 0	CONFERENCE	0- 0	0- 0	0- 0				
0- 0	0- 0	0- 0	HOME	0- 0	0- 0	0- 0				
0- 0	0- 0	0- 0	AWAY	0- 0	0- 0	0- 0				
0- 0	0- 0	0- 0	NEUTRAL	0- 0	0- 0	0- 0				

RPI S	Opponent	Score	RPI S	Opponent	Score	RPI S	Opponent	Score	RPI S	Opponent	Score	Team's RPI: 131
45	H Drake	80 77	46	A UNI	49 50	60	A South Dakota St.	56 63	147	N Dayton	56 53	
49	N Missouri	63 72							173	H Omaha	82 45	
									195	H Kansas	69 49	
									203	A Wichita St.	54 62	
LAST 12 Division I GAMES:												
45	H Drake	80 77	46	A UNI	49 50	173	H Omaha	82 45	147	N Dayton	56 53	
203	A Wichita St.	54 62	195	H Kansas	69 49	49	N Missouri	63 72				

Non-Div I Games:

Creighton

■ Loss,
 ■ Non-Conf, S Site,
 ■ Home
 ■ Away
 N Neutral

Average RPI Win:	322	WON-LOST	WINNING	LAST 10	STRENGTH OF	OPP. STRENGTH	TEAM	ADJ.	CONF.	ADJ CONF.
Average RPI Loss:	160	RECORD	PCT. RANK	GAMES	SCHEDULE	OF SCHEDULE	RPI	RPI	RPI	RPI
DIV. I ONLY	3- 5	222	3- 5	281	244	268	268	15	15	
DIV. I NON-CONF.	3- 5	221	3- 5	283	243	265	265	15	15	
TOTALS	RPI 1-25	RPI 26-50	W-L RECORDS	RPI 51-100	RPI 101-150	RPI 150+				
3- 5	0- 0	0- 0	OVERALL	0- 0	0- 4	3- 1				
2- 1	0- 0	0- 0	HOME	0- 0	0- 1	2- 0				
1- 4	0- 0	0- 0	AWAY	0- 0	0- 3	1- 1				
0- 0	0- 0	0- 0	NEUTRAL	0- 0	0- 0	0- 0				
3- 5	0- 0	0- 0	NON-CONFERENCE	0- 0	0- 4	3- 1				
2- 1	0- 0	0- 0	HOME	0- 0	0- 1	2- 0				
1- 4	0- 0	0- 0	AWAY	0- 0	0- 3	1- 1				
0- 0	0- 0	0- 0	NEUTRAL	0- 0	0- 0	0- 0				
0- 0	0- 0	0- 0	CONFERENCE	0- 0	0- 0	0- 0				
0- 0	0- 0	0- 0	HOME	0- 0	0- 0	0- 0				
0- 0	0- 0	0- 0	AWAY	0- 0	0- 0	0- 0				
0- 0	0- 0	0- 0	NEUTRAL	0- 0	0- 0	0- 0				

RPI 1-25			RPI 26-50			RPI 51-100			RPI 101+			Team's RPI: 268
RPI	S	Opponent	Score	RPI	S	Opponent	Score	RPI	S	Opponent	Score	
								101	A	Maine	55	60
								126	H	Army West Point	60	68
								132	A	William & Mary	50	63
								134	A	Old Dominion	56	82
								305	A	Vermont	54	59
								315	H	Central Conn. St.	61	51
								319	H	Holy Cross	53	49
								331	A	Boston U.	61	49
LAST 12 Division I GAMES:												
101	A	Maine	55	60	134	A	Old Dominion	56	82			
331	A	Boston U.	61	49	126	H	Army West Point	60	68			
132	A	William & Mary	50	63	319	H	Holy Cross	53	49			
					305	A	Vermont	54	59			
					315	H	Central Conn. St.	61	51			

Non-Div I Games:

Dartmouth

Average RPI Win: 292		WON-LOST	WINNING	LAST 10	STRENGTH OF	OPP. STRENGTH	TEAM	ADJ.	CONF.	ADJ CONF.
Average RPI Loss: 139		RECORD	PCT. RANK	GAMES	SCHEDULE	OF SCHEDULE	RPI	RPI	RPI	RPI
DIV. I ONLY		1- 8	316	1- 8	72	290	273	273	12	12
DIV. I NON-CONF.		1- 8	316	1- 8	73	288	269	269	12	12
TOTALS	RPI 1-25		RPI 26-50		W-L RECORDS	RPI 51-100	RPI 101-150		RPI 150+	
1- 8	0- 1		0- 0		OVERALL	0- 0	0- 3		1- 4	
1- 3	0- 0		0- 0		HOME	0- 0	0- 2		1- 1	
0- 3	0- 1		0- 0		AWAY	0- 0	0- 0		0- 2	
0- 2	0- 0		0- 0		NEUTRAL	0- 0	0- 1		0- 1	
1- 8	0- 1		0- 0		NON-CONFERENCE	0- 0	0- 3		1- 4	
1- 3	0- 0		0- 0		HOME	0- 0	0- 2		1- 1	
0- 3	0- 1		0- 0		AWAY	0- 0	0- 0		0- 2	
0- 2	0- 0		0- 0		NEUTRAL	0- 0	0- 1		0- 1	
0- 0	0- 0		0- 0		CONFERENCE	0- 0	0- 0		0- 0	
0- 0	0- 0		0- 0		HOME	0- 0	0- 0		0- 0	
0- 0	0- 0		0- 0		AWAY	0- 0	0- 0		0- 0	
0- 0	0- 0		0- 0		NEUTRAL	0- 0	0- 0		0- 0	

RPI 1-25			
RPI	S	Opponent	Score
24	A	Michigan St.	34 70
RPI 26-50			
RPI	S	Opponent	Score
RPI 51-100			
RPI	S	Opponent	Score
RPI 101+ Team's RPI: 273			
RPI	S	Opponent	Score
104	H	UCF	38 57
111	N	Toledo	41 76
116	H	Radford	40 44
152	H	UNCW	58 67
155	A	Western Mich.	63 76
171	N	Idaho St.	58 70
277	A	ETSU	56 76
292	H	High Point	82 72
LAST 12 Division I GAMES:			
277	A	ETSU	56 76
152	H	UNCW	58 67
171	N	Idaho St.	58 70
111	N	Toledo	41 76
116	H	Radford	40 44
104	H	UCF	38 57
292	H	High Point	82 72
155	A	Western Mich.	63 76
24	A	Michigan St.	34 70

Non-Div I Games:

Davidson

Loss, Non-Conf, S Site, H Home A Away N Neutral

Average RPI Win:	271	WON-LOST	WINNING	LAST 10	STRENGTH OF	OPP. STRENGTH	TEAM	ADJ.	CONF.	ADJ CONF.
Average RPI Loss:	92	RECORD	PCT. RANK	GAMES	SCHEDULE	OF SCHEDULE	RPI	RPI	RPI	RPI
DIV. I ONLY	3- 6	232	3- 6	43	236	147	147	12	12	
DIV. I NON-CONF.	3- 5	221	3- 5	41	215	134	134	12	12	
TOTALS	RPI 1-25	RPI 26-50	W-L RECORDS	RPI 51-100	RPI 101-150	RPI 150+				
3- 6	0- 1	0- 1	OVERALL	0- 0	0- 3	3- 1				
1- 3	0- 0	0- 0	HOME	0- 0	0- 2	1- 1				
2- 1	0- 1	0- 0	AWAY	0- 0	0- 0	2- 0				
0- 2	0- 0	0- 1	NEUTRAL	0- 0	0- 1	0- 0				
3- 5	0- 1	0- 1	NON-CONFERENCE	0- 0	0- 3	3- 0				
1- 2	0- 0	0- 0	HOME	0- 0	0- 2	1- 0				
2- 1	0- 1	0- 0	AWAY	0- 0	0- 0	2- 0				
0- 2	0- 0	0- 1	NEUTRAL	0- 0	0- 1	0- 0				
0- 1	0- 0	0- 0	CONFERENCE	0- 0	0- 0	0- 1				
0- 1	0- 0	0- 0	HOME	0- 0	0- 0	0- 1				
0- 0	0- 0	0- 0	AWAY	0- 0	0- 0	0- 0				
0- 0	0- 0	0- 0	NEUTRAL	0- 0	0- 0	0- 0				

RPI 1-25				RPI 26-50				RPI 51-100				RPI 101+ Team's RPI: 147			
RPI	S	Opponent	Score	RPI	S	Opponent	Score	RPI	S	Opponent	Score	RPI	S	Opponent	Score
1	A	UConn	65 98	47	N	Georgia Tech	68 81					109	H	Quinnipiac	60 63
												111	H	Toledo	72 76
												131	N	Creighton	53 56
												153	H	La Salle	51 54
												231	A	Princeton	62 56
												246	A	Wisconsin	83 64
												335	H	Morgan St.	61 42
LAST 12 Division I GAMES:															
47	N	Georgia Tech	68 81	111	H	Toledo	72 76								
1	A	UConn	65 98	153	H	La Salle	51 54								
231	A	Princeton	62 56	335	H	Morgan St.	61 42								
246	A	Wisconsin	83 64	131	N	Creighton	53 56								
109	H	Quinnipiac	60 63												

Non-Div I Games:

Dayton

DePaul

Average RPI Win: 140

Average RPI Loss: 7

WON-LOST

RECORD

WINNING

PCT. RANK

LAST 10

GAMES

STRENGTH OF

SCHEDULE

OPP. STRENGTH

OF SCHEDULE

TEAM

RPI

ADJ.

RPI

CONF.

RPI

ADJ CONF.

RPI

DIV. I ONLY

6- 3

92

6- 3

4

31

12

12

6

6

DIV. I NON-CONF.

6- 3

91

6- 3

4

31

12

12

6

6

TOTALS

RPI 1-25

RPI 26-50

W-L RECORDS

RPI 51-100

RPI 101-150

RPI 150+

6- 3

0- 3

1- 0

OVERALL

1- 0

1- 0

3- 0

4- 1

0- 1

1- 0

HOME

0- 0

0- 0

3- 0

0- 1

0- 1

0- 0

AWAY

0- 0

0- 0

0- 0

2- 1

0- 1

0- 0

NEUTRAL

1- 0

1- 0

0- 0

6- 3

0- 3

1- 0

NON-CONFERENCE

1- 0

1- 0

3- 0

4- 1

0- 1

1- 0

HOME

0- 0

0- 0

3- 0

0- 1

0- 1

0- 0

AWAY

0- 0

0- 0

0- 0

2- 1

0- 1

0- 0

NEUTRAL

1- 0

1- 0

0- 0

0- 0

0- 0

0- 0

CONFERENCE

0- 0

0- 0

0- 0

0- 0

0- 0

0- 0

HOME

0- 0

0- 0

0- 0

0- 0

0- 0

0- 0

AWAY

0- 0

0- 0

0- 0

0- 0

0- 0

0- 0

NEUTRAL

0- 0

0- 0

0- 0

RPI 1-25

Team's RPI: 12

RPI S

Opponent

Score

1 A

UConn

46 91

2 H

Notre Dame

61 75

19 N

Baylor

72 104

RPI 26-50

RPI S

Opponent

Score

26 H

Northwestern

89 66

RPI 51-100

RPI S

Opponent

Score

92 N

Syracuse

108 84

RPI 101+

RPI S

Opponent

Score

118 N

Western Ky.

77 69

187 H

Prairie View

94 62

196 H

UAB

90 80

222 H

Appalachian St.

99 58

LAST 12 Division I GAMES:

2 H

Notre Dame

61 75

187 H

Prairie View

94 62

196 H

UAB

90 80

1 A

UConn

46 91

222 H

Appalachian St.

99 58

92 N

Syracuse

108 84

19 N

Baylor

72 104

118 N

Western Ky.

77 69

26 H

Northwestern

89 66

Non-Div I Games:

DePaul

Loss, Non-Conf, S Site, H Home A Away N Neutral

Page 65

Delaware

Through Games Of Dec. 11, 2016

Average RPI Win:	213	WON-LOST	WINNING	LAST 10	STRENGTH OF	OPP. STRENGTH	TEAM	ADJ.	CONF.	ADJ CONF.
Average RPI Loss:	82	RECORD	PCT. RANK	GAMES	SCHEDULE	OF SCHEDULE	RPI	RPI	RPI	RPI
DIV. I ONLY	6- 4	126	6- 4	108	164	129	129	8	8	
DIV. I NON-CONF.	6- 4	126	6- 4	109	165	130	130	8	8	
TOTALS	RPI 1-25	RPI 26-50	W-L RECORDS	RPI 51-100	RPI 101-150	RPI 150+				
6- 4	0- 2	0- 0	OVERALL	1- 0	0- 1	5- 1				
4- 2	0- 1	0- 0	HOME	1- 0	0- 1	3- 0				
2- 0	0- 0	0- 0	AWAY	0- 0	0- 0	2- 0				
0- 2	0- 1	0- 0	NEUTRAL	0- 0	0- 0	0- 1				
6- 4	0- 2	0- 0	NON-CONFERENCE	1- 0	0- 1	5- 1				
4- 2	0- 1	0- 0	HOME	1- 0	0- 1	3- 0				
2- 0	0- 0	0- 0	AWAY	0- 0	0- 0	2- 0				
0- 2	0- 1	0- 0	NEUTRAL	0- 0	0- 0	0- 1				
0- 0	0- 0	0- 0	CONFERENCE	0- 0	0- 0	0- 0				
0- 0	0- 0	0- 0	HOME	0- 0	0- 0	0- 0				
0- 0	0- 0	0- 0	AWAY	0- 0	0- 0	0- 0				
0- 0	0- 0	0- 0	NEUTRAL	0- 0	0- 0	0- 0				

RPI 1-25				RPI 26-50				RPI 51-100				RPI 101+ Team's RPI: 129			
RPI	S	Opponent	Score	RPI	S	Opponent	Score	RPI	S	Opponent	Score	RPI	S	Opponent	Score
5	H	Georgetown	46 54					93	H	George Mason	67 51	126	H	Army West Point	47 61
24	N	Michigan St.	64 81									171	N	Detroit	64 66
												207	H	Robert Morris	67 65
												216	H	St. Bonaventure	43 40
												231	H	Princeton	66 62
												243	A	American	56 55
												288	A	Loyola Maryland	47 45
LAST 12 Division I GAMES:															
126	H	Army West Point	47 61	171	N	Detroit	64 66								
288	A	Loyola Maryland	47 45	24	N	Michigan St.	64 81								
5	H	Georgetown	46 54	231	H	Princeton	66 62								
207	H	Robert Morris	67 65	216	H	St. Bonaventure	43 40								
				243	A	American	56 55								
				93	H	George Mason	67 51								

Non-Div I Games:

Delaware

Loss, Non-Conf, S Site, H Home A Away N Neutral

Average RPI Win:	339	WON-LOST	WINNING	LAST 10	STRENGTH OF	OPP. STRENGTH	TEAM	ADJ.	CONF.	ADJ CONF.
Average RPI Loss:	157	RECORD	PCT. RANK	GAMES	SCHEDULE	OF SCHEDULE	RPI	RPI	RPI	RPI
DIV. I ONLY	1- 7	308	1- 7	196	270	294	294	31	31	
DIV. I NON-CONF.	1- 7	308	1- 7	198	268	292	292	31	31	
TOTALS	RPI 1-25	RPI 26-50	W-L RECORDS	RPI 51-100	RPI 101-150	RPI 150+				
1- 7	0- 1	0- 0	OVERALL	0- 2	0- 1	1- 3				
0- 2	0- 0	0- 0	HOME	0- 0	0- 0	0- 2				
1- 5	0- 1	0- 0	AWAY	0- 2	0- 1	1- 1				
0- 0	0- 0	0- 0	NEUTRAL	0- 0	0- 0	0- 0				
1- 7	0- 1	0- 0	NON-CONFERENCE	0- 2	0- 1	1- 3				
0- 2	0- 0	0- 0	HOME	0- 0	0- 0	0- 2				
1- 5	0- 1	0- 0	AWAY	0- 2	0- 1	1- 1				
0- 0	0- 0	0- 0	NEUTRAL	0- 0	0- 0	0- 0				
0- 0	0- 0	0- 0	CONFERENCE	0- 0	0- 0	0- 0				
0- 0	0- 0	0- 0	HOME	0- 0	0- 0	0- 0				
0- 0	0- 0	0- 0	AWAY	0- 0	0- 0	0- 0				
0- 0	0- 0	0- 0	NEUTRAL	0- 0	0- 0	0- 0				

RPI 1-25				RPI 26-50				RPI 51-100				RPI 101+ Team's RPI: 294			
RPI	S	Opponent	Score	RPI	S	Opponent	Score	RPI	S	Opponent	Score	RPI	S	Opponent	Score
23	A	Drexel	44 69					71	A	Xavier	53 86	132	A	William & Mary	48 82
								96	A	Hofstra	44 64	171	H	Detroit	71 90
												278	A	Lehigh	80 91
												326	H	NJIT	43 57
												339	A	Wagner	61 49
LAST 12 Division I GAMES:															
326	H	NJIT	43 57	23	A	Drexel	44 69								
71	A	Xavier	53 86	171	H	Detroit	71 90								
132	A	William & Mary	48 82												
96	A	Hofstra	44 64												
339	A	Wagner	61 49												
278	A	Lehigh	80 91												

Non-Div I Games:

Delaware St.

Average RPI Win:	305	WON-LOST	WINNING	LAST 10	STRENGTH OF	OPP. STRENGTH	TEAM	ADJ.	CONF.	ADJ CONF.
Average RPI Loss:	173	RECORD	PCT. RANK	GAMES	SCHEDULE	OF SCHEDULE	RPI	RPI	RPI	RPI
DIV. I ONLY	3- 8	259	2- 8	330	212	325	325	14	14	
DIV. I NON-CONF.	3- 8	258	3- 8	330	212	325	325	14	14	
TOTALS	RPI 1-25	RPI 26-50	W-L RECORDS	RPI 51-100	RPI 101-150	RPI 150+				
3- 8	0- 0	0- 1	OVERALL	0- 2	0- 0	3- 5				
3- 0	0- 0	0- 0	HOME	0- 0	0- 0	3- 0				
0- 7	0- 0	0- 0	AWAY	0- 2	0- 0	0- 1				
0- 1	0- 0	0- 1	NEUTRAL	0- 0	0- 0	0- 0				
3- 8	0- 0	0- 1	NON-CONFERENCE	0- 2	0- 0	3- 5				
3- 0	0- 0	0- 0	HOME	0- 0	0- 0	3- 0				
0- 7	0- 0	0- 0	AWAY	0- 2	0- 0	0- 5				
0- 1	0- 0	0- 1	NEUTRAL	0- 0	0- 0	0- 0				
0- 0	0- 0	0- 0	CONFERENCE	0- 0	0- 0	0- 0				
0- 0	0- 0	0- 0	HOME	0- 0	0- 0	0- 0				
0- 0	0- 0	0- 0	AWAY	0- 0	0- 0	0- 0				
0- 0	0- 0	0- 0	NEUTRAL	0- 0	0- 0	0- 0				

RPI S	Opponent	Score	RPI S	Opponent	Score	RPI S	Opponent	Score	RPI S	Opponent	Score	Team's RPI: 325
46 N	UNI	68 79	86 A	Northern Colo.	48 68	167 A	Grand Canyon	70 73	171 A	Idaho St.	64 65	
			94 A	Colorado St.	49 76	186 A	Wyoming	49 59	233 H	Air Force	65 52	
						309 A	Utah Valley	58 72	322 A	Northern Ariz.	67 82	
						338 H	Pepperdine	75 67	343 H	Cal St. Fullerton	77 58	
LAST 12 Division I GAMES:												
94 A	Colorado St.	49 76	171 A	Idaho St.	64 65							
46 N	UNI	68 79	309 A	Utah Valley	58 72							
167 A	Grand Canyon	70 73	338 H	Pepperdine	75 67							
343 H	Cal St. Fullerton	77 58	322 A	Northern Ariz.	67 82							
186 A	Wyoming	49 59	233 H	Air Force	65 52							
86 A	Northern Colo.	48 68										

Non-Div I Games:

Denver

D
e
t
r
o
i
t

Detroit				Through Games Of Dec. 11, 2016						
Average RPI Win:	223	WON-LOST	WINNING	LAST 10	STRENGTH OF	OPP. STRENGTH	TEAM	ADJ.	CONF.	ADJ CONF.
Average RPI Loss:	120	RECORD	PCT. RANK	GAMES	SCHEDULE	OF SCHEDULE	RPI	RPI	RPI	RPI
DIV. I ONLY	4- 6	211	4- 6	193	71	171	171	21	21	
DIV. I NON-CONF.	4- 6	211	4- 6	194	72	172	172	21	21	

TOTALS	RPI 1-25	RPI 26-50	W-L RECORDS	RPI 51-100	RPI 101-150	RPI 150+				
4- 6	0- 1	0- 0	OVERALL	0- 3	1- 0	3- 2				
1- 2	0- 0	0- 0	HOME	0- 1	0- 0	1- 1				
2- 4	0- 1	0- 0	AWAY	0- 2	0- 0	2- 1				
1- 0	0- 0	0- 0	NEUTRAL	0- 0	1- 0	0- 0				
4- 6	0- 1	0- 0	NON-CONFERENCE	0- 3	1- 0	3- 2				
1- 2	0- 0	0- 0	HOME	0- 1	0- 0	1- 1				
2- 4	0- 1	0- 0	AWAY	0- 2	0- 0	2- 1				
1- 0	0- 0	0- 0	NEUTRAL	0- 0	1- 0	0- 0				
0- 0	0- 0	0- 0	CONFERENCE	0- 0	0- 0	0- 0				
0- 0	0- 0	0- 0	HOME	0- 0	0- 0	0- 0				
0- 0	0- 0	0- 0	AWAY	0- 0	0- 0	0- 0				
0- 0	0- 0	0- 0	NEUTRAL	0- 0	0- 0	0- 0				

RPI 1-25				RPI 26-50				RPI 51-100				RPI 101+ Team's RPI: 171			
RPI	S	Opponent	Score	RPI	S	Opponent	Score	RPI	S	Opponent	Score	RPI	S	Opponent	Score
18	A	Minnesota	91 111					89	A	CSUN	67 76	129	N	Delaware	66 64
								93	H	George Mason	54 55	155	H	Western Mich.	65 75
								100	A	East Carolina	81 83	234	A	Eastern Mich.	77 64
												235	H	Kent St.	73 52
												262	A	Bradley	60 70
												294	A	Delaware St.	90 71

LAST 12 Division I GAMES:															
89	A	CSUN	67 76	155	H	Western Mich.	65 75	234	A	Eastern Mich.	77 64	18	A	Minnesota	91 111
235	H	Kent St.	73 52	234	A	Eastern Mich.	77 64	93	H	George Mason	54 55	129	N	Delaware	66 64
262	A	Bradley	60 70	18	A	Minnesota	91 111								
100	A	East Carolina	81 83	93	H	George Mason	54 55								
294	A	Delaware St.	90 71	129	N	Delaware	66 64								

Non-Div I Games:

Detroit

D
e
t
r
o
i
t

Drake

Through Games Of Dec. 11, 2016

Average RPI Win:	174	WON-LOST	WINNING	LAST 10	STRENGTH OF	OPP. STRENGTH	TEAM	ADJ.	CONF.	ADJ CONF.
Average RPI Loss:	74	RECORD	PCT. RANK	GAMES	SCHEDULE	OF SCHEDULE	RPI	RPI	RPI	RPI
DIV. I ONLY	4- 3	131	4- 3	49	81	45	45	16	16	
DIV. I NON-CONF.	4- 3	132	4- 3	49	83	45	45	16	16	
TOTALS	RPI 1-25	RPI 26-50	W-L RECORDS	RPI 51-100	RPI 101-150	RPI 150+				
4- 3	0- 1	0- 0	OVERALL	0- 1	1- 1	3- 0				
2- 0	0- 0	0- 0	HOME	0- 0	1- 0	1- 0				
2- 3	0- 1	0- 0	AWAY	0- 1	0- 1	2- 0				
0- 0	0- 0	0- 0	NEUTRAL	0- 0	0- 0	0- 0				
4- 3	0- 1	0- 0	NON-CONFERENCE	0- 1	1- 1	3- 0				
2- 0	0- 0	0- 0	HOME	0- 0	1- 0	1- 0				
2- 3	0- 1	0- 0	AWAY	0- 1	0- 1	2- 0				
0- 0	0- 0	0- 0	NEUTRAL	0- 0	0- 0	0- 0				
0- 0	0- 0	0- 0	CONFERENCE	0- 0	0- 0	0- 0				
0- 0	0- 0	0- 0	HOME	0- 0	0- 0	0- 0				
0- 0	0- 0	0- 0	AWAY	0- 0	0- 0	0- 0				
0- 0	0- 0	0- 0	NEUTRAL	0- 0	0- 0	0- 0				

RPI 1-25				RPI 26-50		Team's RPI: 45		RPI 51-100				RPI 101+			
RPI	S	Opponent	Score	RPI	S	Opponent	Score	RPI	S	Opponent	Score	RPI	S	Opponent	Score
3	A	Green Bay	48 71					87	A	Iowa St.	67 75	131	A	Creighton	77 80
												136	H	Northern Ill.	95 86
												151	A	Nebraska	84 70
												186	H	Wyoming	63 50
												221	A	North Dakota	99 91
LAST 12 Division I GAMES:															
151	A	Nebraska	84 70	3	A	Green Bay	48 71	136	H	Northern Ill.	95 86	186	H	Wyoming	63 50
				87	A	Iowa St.	67 75	131	A	Creighton	77 80	221	A	North Dakota	99 91

Non-Div I Games: Clarke 118 43

Drake

Loss, Non-Conf, S Site, H Home A Away N Neutral

Average RPI Win: 137		WON-LOST	WINNING	LAST 10	STRENGTH OF	OPP. STRENGTH	TEAM	ADJ.	CONF.	ADJ CONF.
Average RPI Loss: 54		RECORD	PCT. RANK	GAMES	SCHEDULE	OF SCHEDULE	RPI	RPI	RPI	RPI
DIV. I ONLY		4- 2	92	4- 2	12	162	23	23	8	8
DIV. I NON-CONF.		4- 2	91	4- 2	12	163	23	23	8	8
TOTALS		RPI 1-25	RPI 26-50	W-L RECORDS	RPI 51-100	RPI 101-150	RPI 150+			
4- 2	0- 0		1- 1	OVERALL	1- 1	1- 0	1- 0			
3- 0	0- 0		1- 0	HOME	1- 0	0- 0	1- 0			
1- 2	0- 0		0- 1	AWAY	0- 1	1- 0	0- 0			
0- 0	0- 0		0- 0	NEUTRAL	0- 0	0- 0	0- 0			
4- 2	0- 0		1- 1	NON-CONFERENCE	1- 1	1- 0	1- 0			
3- 0	0- 0		1- 0	HOME	1- 0	0- 0	1- 0			
1- 2	0- 0		0- 1	AWAY	0- 1	1- 0	0- 0			
0- 0	0- 0		0- 0	NEUTRAL	0- 0	0- 0	0- 0			
0- 0	0- 0		0- 0	CONFERENCE	0- 0	0- 0	0- 0			
0- 0	0- 0		0- 0	HOME	0- 0	0- 0	0- 0			
0- 0	0- 0		0- 0	AWAY	0- 0	0- 0	0- 0			
0- 0	0- 0		0- 0	NEUTRAL	0- 0	0- 0	0- 0			

RPI S	Opponent	Score	RPI S	Opponent	Score	RPI S	Opponent	Score	RPI S	Opponent	Score
36	A Vanderbilt	63 73	72	A Bucknell	66 78	122	A Cornell	63 53			
40	H Penn St.	83 60	92	H Syracuse	62 61	294	H Delaware St.	69 44			
LAST 12 Division I GAMES:											
122	A Cornell	63 53									
72	A Bucknell	66 78									
92	H Syracuse	62 61									
36	A Vanderbilt	63 73									
294	H Delaware St.	69 44									
40	H Penn St.	83 60									

Non-Div I Games:

Drexel

Average RPI Win:	191	WON-LOST	WINNING	LAST 10	STRENGTH OF	OPP. STRENGTH	TEAM	ADJ.	CONF.	ADJ CONF.
Average RPI Loss:	36	RECORD	PCT. RANK	GAMES	SCHEDULE	OF SCHEDULE	RPI	RPI	RPI	RPI
DIV. I ONLY	10- 1	14	9- 1	182	87	42	42	3	3	
DIV. I NON-CONF.	10- 1	14	10- 1	183	88	42	42	3	3	
TOTALS	RPI 1-25	RPI 26-50	W-L RECORDS	RPI 51-100	RPI 101-150	RPI 150+				
10- 1	1- 0	1- 1	OVERALL	0- 0	2- 0	6- 0				
6- 0	1- 0	1- 0	HOME	0- 0	1- 0	3- 0				
4- 1	0- 0	0- 1	AWAY	0- 0	1- 0	3- 0				
0- 0	0- 0	0- 0	NEUTRAL	0- 0	0- 0	0- 0				
10- 1	1- 0	1- 1	NON-CONFERENCE	0- 0	2- 0	6- 0				
6- 0	1- 0	1- 0	HOME	0- 0	1- 0	3- 0				
4- 1	0- 0	0- 1	AWAY	0- 0	1- 0	3- 0				
0- 0	0- 0	0- 0	NEUTRAL	0- 0	0- 0	0- 0				
0- 0	0- 0	0- 0	CONFERENCE	0- 0	0- 0	0- 0				
0- 0	0- 0	0- 0	HOME	0- 0	0- 0	0- 0				
0- 0	0- 0	0- 0	AWAY	0- 0	0- 0	0- 0				
0- 0	0- 0	0- 0	NEUTRAL	0- 0	0- 0	0- 0				

RPI 1-25				RPI 26-50				Team's RPI: 42	RPI 51-100				RPI 101+			
RPI	S	Opponent	Score	RPI	S	Opponent	Score		RPI	S	Opponent	Score	RPI	S	Opponent	Score
4	H	South Carolina	74 63	36	A	Vanderbilt	73 77						134	H	Old Dominion	92 64
				37	H	Elon	68 61						138	A	Long Beach St.	83 46
													167	H	Grand Canyon	90 47
													241	A	Rutgers	68 32
													255	H	Penn	68 55
													274	H	Longwood	105 48
													318	A	Liberty	98 38
													338	A	Pepperdine	99 65
LAST 12 Division I GAMES:																
36	A	Vanderbilt	73 77	37	H	Elon	68 61		4	H	South Carolina	74 63				
167	H	Grand Canyon	90 47						241	A	Rutgers	68 32				
274	H	Longwood	105 48						338	A	Pepperdine	99 65				
255	H	Penn	68 55						138	A	Long Beach St.	83 46				
318	A	Liberty	98 38						134	H	Old Dominion	92 64				

Non-Div I Games:

Duke

Average RPI Win:	219	WON-LOST	WINNING	LAST 10	STRENGTH OF	OPP. STRENGTH	TEAM	ADJ.	CONF.	ADJ CONF.
Average RPI Loss:	55	RECORD	PCT. RANK	GAMES	SCHEDULE	OF SCHEDULE	RPI	RPI	RPI	RPI
DIV. I ONLY	5- 6	179	0- 1	21	178	80	80	12	12	
DIV. I NON-CONF.	5- 5	153	0- 1	23	180	73	73	12	12	
TOTALS	RPI 1-25	RPI 26-50	W-L RECORDS	RPI 51-100	RPI 101-150	RPI 150+				
5- 6	0- 1	0- 1	OVERALL	1- 4	0- 0	4- 0				
2- 2	0- 1	0- 0	HOME	0- 1	0- 0	2- 0				
2- 4	0- 0	0- 1	AWAY	1- 3	0- 0	1- 0				
1- 0	0- 0	0- 0	NEUTRAL	0- 0	0- 0	1- 0				
5- 5	0- 1	0- 1	NON-CONFERENCE	1- 3	0- 0	4- 0				
2- 2	0- 1	0- 0	HOME	0- 1	0- 0	2- 0				
2- 3	0- 0	0- 1	AWAY	1- 2	0- 0	1- 0				
1- 0	0- 0	0- 0	NEUTRAL	0- 0	0- 0	1- 0				
0- 1	0- 0	0- 0	CONFERENCE	0- 1	0- 0	0- 0				
0- 0	0- 0	0- 0	HOME	0- 0	0- 0	0- 0				
0- 1	0- 0	0- 0	AWAY	0- 1	0- 0	0- 0				
0- 0	0- 0	0- 0	NEUTRAL	0- 0	0- 0	0- 0				

RPI 1-25				RPI 26-50				RPI 51-100 Team's RPI: 80				RPI 101+			
RPI	S	Opponent	Score	RPI	S	Opponent	Score	RPI	S	Opponent	Score	RPI	S	Opponent	Score
20	H	Buffalo	69 71	29	A	California	66 86	53	H	Charlotte	63 77	159	A	Iona	61 58
								69	A	Ohio	46 64	258	N	Western Caro.	65 50
								75	A	Ohio St.	69 89	278	H	Lehigh	63 49
								83	A	Fordham	51 64	302	H	Lafayette	67 52
								98	A	St. John's (NY)	71 65				
LAST 12 Division I GAMES:															
29	A	California	66 86	302	H	Lafayette	67 52								
159	A	Iona	61 58	53	H	Charlotte	63 77								
98	A	St. John's (NY)	71 65	69	A	Ohio	46 64								
278	H	Lehigh	63 49	83	A	Fordham	51 64								
75	A	Ohio St.	69 89	258	N	Western Caro.	65 50								
				20	H	Buffalo	69 71								

Non-Div I Games:

Duquesne

■ Loss,
 ■ Non-Conf,
 S Site,
 ■ Home
 ■ Away
 N Neutral

Average RPI Win:	297	WON-LOST	WINNING	LAST 10	STRENGTH OF	OPP. STRENGTH	TEAM	ADJ.	CONF.	ADJ CONF.
Average RPI Loss:	187	RECORD	PCT. RANK	GAMES	SCHEDULE	OF SCHEDULE	RPI	RPI	RPI	RPI
DIV. I ONLY	6- 5	149	5- 5	334	258	277	277	20	20	
DIV. I NON-CONF.	6- 5	152	6- 5	334	257	273	273	20	20	
TOTALS	RPI 1-25	RPI 26-50	W-L RECORDS	RPI 51-100	RPI 101-150	RPI 150+				
6- 5	0- 0	0- 2	OVERALL	0- 0	0- 0	6- 3				
3- 3	0- 0	0- 2	HOME	0- 0	0- 0	3- 1				
3- 2	0- 0	0- 0	AWAY	0- 0	0- 0	3- 2				
0- 0	0- 0	0- 0	NEUTRAL	0- 0	0- 0	0- 0				
6- 5	0- 0	0- 2	NON-CONFERENCE	0- 0	0- 0	6- 3				
3- 3	0- 0	0- 2	HOME	0- 0	0- 0	3- 1				
3- 2	0- 0	0- 0	AWAY	0- 0	0- 0	3- 2				
0- 0	0- 0	0- 0	NEUTRAL	0- 0	0- 0	0- 0				
0- 0	0- 0	0- 0	CONFERENCE	0- 0	0- 0	0- 0				
0- 0	0- 0	0- 0	HOME	0- 0	0- 0	0- 0				
0- 0	0- 0	0- 0	AWAY	0- 0	0- 0	0- 0				
0- 0	0- 0	0- 0	NEUTRAL	0- 0	0- 0	0- 0				

RPI 1-25				RPI 26-50				RPI 51-100				RPI 101+ Team's RPI: 277			
RPI	S	Opponent	Score	RPI	S	Opponent	Score	RPI	S	Opponent	Score	RPI	S	Opponent	Score
				36	H	Vanderbilt	72 80					222	H	Appalachian St.	68 71
				48	H	Tennessee	58 83					251	A	Butler	68 59
												273	H	Davidson	76 56
												296	H	Murray St.	79 60
												304	A	Campbell	56 55
												313	A	Austin Peay	74 77
												314	A	Northern Ky.	56 62
												328	H	Winthrop	62 45
												330	A	Tennessee Tech	82 76
LAST 12 Division I GAMES:															
				330	A	Tennessee Tech	82 76					304	A	Campbell	56 55
				36	H	Vanderbilt	72 80					273	H	Davidson	76 56
				328	H	Winthrop	62 45					313	A	Austin Peay	74 77
				48	H	Tennessee	58 83					296	H	Murray St.	79 60
				251	A	Butler	68 59					314	A	Northern Ky.	56 62
												222	H	Appalachian St.	68 71

Non-Div I Games:

ETSU

■ Loss,
 ■ Non-Conf,
 ■ S Site,
 ■ H Home
 ■ A Away
 N Neutral

East Carolina

Through Games Of Dec. 11, 2016

Average RPI Win:	204	WON-LOST	WINNING	LAST 10	STRENGTH OF	OPP. STRENGTH	TEAM	ADJ.	CONF.	ADJ CONF.
Average RPI Loss:	44	RECORD	PCT. RANK	GAMES	SCHEDULE	OF SCHEDULE	RPI	RPI	RPI	RPI
DIV. I ONLY	6- 3	92	6- 3	98	166	100	100	5	5	
DIV. I NON-CONF.	6- 3	91	6- 3	98	167	100	100	5	5	
TOTALS	RPI 1-25	RPI 26-50	W-L RECORDS	RPI 51-100	RPI 101-150	RPI 150+				
6- 3	0- 0	0- 1	OVERALL	0- 2	1- 0	5- 0				
4- 1	0- 0	0- 1	HOME	0- 0	1- 0	3- 0				
0- 1	0- 0	0- 0	AWAY	0- 1	0- 0	0- 0				
2- 1	0- 0	0- 0	NEUTRAL	0- 1	0- 0	2- 0				
6- 3	0- 0	0- 1	NON-CONFERENCE	0- 2	1- 0	5- 0				
4- 1	0- 0	0- 1	HOME	0- 0	1- 0	3- 0				
0- 1	0- 0	0- 0	AWAY	0- 1	0- 0	0- 0				
2- 1	0- 0	0- 0	NEUTRAL	0- 1	0- 0	2- 0				
0- 0	0- 0	0- 0	CONFERENCE	0- 0	0- 0	0- 0				
0- 0	0- 0	0- 0	HOME	0- 0	0- 0	0- 0				
0- 0	0- 0	0- 0	AWAY	0- 0	0- 0	0- 0				
0- 0	0- 0	0- 0	NEUTRAL	0- 0	0- 0	0- 0				

RPI 1-25			RPI 26-50			RPI 51-100			Team's RPI: 100	RPI 101+		
RPI	S	Opponent	Score	RPI	S	Opponent	Score	RPI	S	Opponent	Score	
				28	H	Auburn	52 61	51	N	West Virginia	47 79	119 H UMES 66 58
								53	A	Charlotte	64 79	152 H UNCW 75 65
												171 H Detroit 83 81
												198 N Ball St. 82 69
												286 H Presbyterian 54 46
												300 N Marist 70 68
LAST 12 Division I GAMES:												
				119	H	UMES	66 58	198	N	Ball St.	82 69	
				53	A	Charlotte	64 79	51	N	West Virginia	47 79	
				286	H	Presbyterian	54 46	300	N	Marist	70 68	
								28	H	Auburn	52 61	
								152	H	UNCW	75 65	
								171	H	Detroit	83 81	

Non-Div I Games: Greensboro 107 40

East Carolina

Loss, Non-Conf, S Site, H Home A Away N Neutral

Average RPI Win:	306	WON-LOST	WINNING	LAST 10	STRENGTH OF	OPP. STRENGTH	TEAM	ADJ.	CONF.	ADJ CONF.
Average RPI Loss:	188	RECORD	PCT. RANK	GAMES	SCHEDULE	OF SCHEDULE	RPI	RPI	RPI	RPI
DIV. I ONLY	2- 7	280	2- 7	309	313	316	316	28	28	
DIV. I NON-CONF.	2- 7	279	2- 7	309	313	316	316	28	28	
TOTALS	RPI 1-25	RPI 26-50	W-L RECORDS	RPI 51-100	RPI 101-150	RPI 150+				
2- 7	0- 0	0- 0	OVERALL	0- 1	0- 1	2- 5				
0- 3	0- 0	0- 0	HOME	0- 0	0- 1	0- 2				
2- 4	0- 0	0- 0	AWAY	0- 1	0- 0	2- 3				
0- 0	0- 0	0- 0	NEUTRAL	0- 0	0- 0	0- 0				
2- 7	0- 0	0- 0	NON-CONFERENCE	0- 1	0- 1	2- 5				
0- 3	0- 0	0- 0	HOME	0- 0	0- 1	0- 2				
2- 4	0- 0	0- 0	AWAY	0- 1	0- 0	2- 3				
0- 0	0- 0	0- 0	NEUTRAL	0- 0	0- 0	0- 0				
0- 0	0- 0	0- 0	CONFERENCE	0- 0	0- 0	0- 0				
0- 0	0- 0	0- 0	HOME	0- 0	0- 0	0- 0				
0- 0	0- 0	0- 0	AWAY	0- 0	0- 0	0- 0				
0- 0	0- 0	0- 0	NEUTRAL	0- 0	0- 0	0- 0				

RPI 1-25				RPI 26-50				RPI 51-100				RPI 101+				Team's RPI: 316	
RPI	S	Opponent	Score	RPI	S	Opponent	Score	RPI	S	Opponent	Score	RPI	S	Opponent	Score		
								84	A	Western Ill.	62	83	145	H	Cleveland St.	56	66
												154	A	Stetson	55	72	
												162	H	Indiana St.	61	88	
												208	H	Wright St.	61	71	
												263	A	Evansville	73	63	
												280	A	Valparaiso	68	73	
												282	A	Illinois St.	49	60	
												348	A	Florida A&M	66	50	
LAST 12 Division I GAMES:																	
				84	A	Western Ill.	62	83				154	A	Stetson	55	72	
				145	H	Cleveland St.	56	66				208	H	Wright St.	61	71	
				280	A	Valparaiso	68	73				263	A	Evansville	73	63	
				282	A	Illinois St.	49	60									
				162	H	Indiana St.	61	88									
				348	A	Florida A&M	66	50									

Non-Div I Games: Ill.-Springfield 74 60 Millikin 97 54

Eastern Ill.

Average RPI Win: 300		WON-LOST	WINNING	LAST 10	STRENGTH OF	OPP. STRENGTH	TEAM	ADJ.	CONF.	ADJ CONF.
Average RPI Loss: 186		RECORD	PCT. RANK	GAMES	SCHEDULE	OF SCHEDULE	RPI	RPI	RPI	RPI
DIV. I ONLY		2- 6	261	2- 6	225	337	310	310	28	28
DIV. I NON-CONF.		2- 6	260	2- 6	225	337	310	310	28	28
TOTALS		RPI 1-25	RPI 26-50	W-L RECORDS	RPI 51-100	RPI 101-150	RPI 150+			
2- 6	0- 0		0- 0	OVERALL	0- 0	0- 1	2- 5			
1- 3	0- 0		0- 0	HOME	0- 0	0- 1	1- 2			
0- 2	0- 0		0- 0	AWAY	0- 0	0- 0	0- 2			
1- 1	0- 0		0- 0	NEUTRAL	0- 0	0- 0	1- 1			
2- 6	0- 0		0- 0	NON-CONFERENCE	0- 0	0- 1	2- 5			
1- 3	0- 0		0- 0	HOME	0- 0	0- 1	1- 2			
0- 2	0- 0		0- 0	AWAY	0- 0	0- 0	0- 2			
1- 1	0- 0		0- 0	NEUTRAL	0- 0	0- 0	1- 1			
0- 0	0- 0		0- 0	CONFERENCE	0- 0	0- 0	0- 0			
0- 0	0- 0		0- 0	HOME	0- 0	0- 0	0- 0			
0- 0	0- 0		0- 0	AWAY	0- 0	0- 0	0- 0			
0- 0	0- 0		0- 0	NEUTRAL	0- 0	0- 0	0- 0			

RPI 1-25				RPI 26-50				RPI 51-100				RPI 101+				Team's RPI: 310	
RPI	S	Opponent	Score	RPI	S	Opponent	Score	RPI	S	Opponent	Score	RPI	S	Opponent	Score		
												118	H	Western Ky.	63	90	
												155	N	Western Mich.	59	74	
												168	H	Akron	57	63	
												179	A	Saint Louis	51	78	
												235	A	Kent St.	67	80	
												258	H	Western Caro.	61	72	
												265	H	Bowling Green	57	55	
												335	N	Morgan St.	66	58	
LAST 12 Division I GAMES:																	
				155	N	Western Mich.	59	74	168	H	Akron	57	63				
				335	N	Morgan St.	66	58	179	A	Saint Louis	51	78				
				258	H	Western Caro.	61	72	118	H	Western Ky.	63	90				
				235	A	Kent St.	67	80									
				265	H	Bowling Green	57	55									

Non-Div I Games:	Ohio Valley	88	30
------------------	-------------	----	----

Eastern Ky.

Loss, Non-Conf, S Site, H Home A Away N Neutral

Average RPI Win:	246	WON-LOST	WINNING	LAST 10	STRENGTH OF	OPP. STRENGTH	TEAM	ADJ.	CONF.	ADJ CONF.
Average RPI Loss:	133	RECORD	PCT. RANK	GAMES	SCHEDULE	OF SCHEDULE	RPI	RPI	RPI	RPI
DIV. I ONLY	3- 5	222	3- 5	218	232	234	234	11	11	
DIV. I NON-CONF.	3- 5	221	3- 5	218	231	234	234	11	11	
TOTALS	RPI 1-25	RPI 26-50	W-L RECORDS	RPI 51-100	RPI 101-150	RPI 150+				
3- 5	0- 0	0- 0	OVERALL	0- 2	0- 1	3- 2				
1- 1	0- 0	0- 0	HOME	0- 0	0- 0	1- 1				
1- 2	0- 0	0- 0	AWAY	0- 1	0- 0	1- 1				
1- 2	0- 0	0- 0	NEUTRAL	0- 1	0- 1	1- 0				
3- 5	0- 0	0- 0	NON-CONFERENCE	0- 2	0- 1	3- 2				
1- 1	0- 0	0- 0	HOME	0- 0	0- 0	1- 1				
1- 2	0- 0	0- 0	AWAY	0- 1	0- 0	1- 1				
1- 2	0- 0	0- 0	NEUTRAL	0- 1	0- 1	1- 0				
0- 0	0- 0	0- 0	CONFERENCE	0- 0	0- 0	0- 0				
0- 0	0- 0	0- 0	HOME	0- 0	0- 0	0- 0				
0- 0	0- 0	0- 0	AWAY	0- 0	0- 0	0- 0				
0- 0	0- 0	0- 0	NEUTRAL	0- 0	0- 0	0- 0				

RPI 1-25			RPI 26-50			RPI 51-100			RPI 101+			Team's RPI: 234
RPI	S	Opponent	Score	RPI	S	Opponent	Score	RPI	S	Opponent	Score	
						56 A Wake Forest	61 89	106 N Tulane		50 62		
						86 N Northern Colo.	57 58	171 H Detroit		64 77		
								178 N Georgia St.		69 59		
								216 H St. Bonaventure		75 56		
								245 A Morehead St.		73 78		
								345 A Incarnate Word		66 47		
LAST 12 Division I GAMES:												
216	H	St. Bonaventure	75 56	171	H	Detroit	64 77					
178	N	Georgia St.	69 59	345	A	Incarnate Word	66 47					
				86	N	Northern Colo.	57 58					
				106	N	Tulane	50 62					
				56	A	Wake Forest	61 89					
				245	A	Morehead St.	73 78					

Non-Div I Games: Ferris St. 68 50

Eastern Mich.

Average RPI Win:	243	WON-LOST	WINNING	LAST 10	STRENGTH OF	OPP. STRENGTH	TEAM	ADJ.	CONF.	ADJ CONF.
Average RPI Loss:	35	RECORD	PCT. RANK	GAMES	SCHEDULE	OF SCHEDULE	RPI	RPI	RPI	RPI
DIV. I ONLY	4- 4	152	1- 0	131	57	120	120	18	18	
DIV. I NON-CONF.	4- 4	153	1- 0	131	57	121	121	19	19	
TOTALS	RPI 1-25	RPI 26-50	W-L RECORDS	RPI 51-100	RPI 101-150	RPI 150+				
4- 4	0- 2	0- 1	OVERALL	1- 1	0- 0	3- 0				
1- 1	0- 0	0- 0	HOME	0- 1	0- 0	1- 0				
2- 2	0- 2	0- 0	AWAY	1- 0	0- 0	1- 0				
1- 1	0- 0	0- 1	NEUTRAL	0- 0	0- 0	1- 0				
4- 4	0- 2	0- 1	NON-CONFERENCE	1- 1	0- 0	3- 0				
1- 1	0- 0	0- 0	HOME	0- 1	0- 0	1- 0				
2- 2	0- 2	0- 0	AWAY	1- 0	0- 0	1- 0				
1- 1	0- 0	0- 1	NEUTRAL	0- 0	0- 0	1- 0				
0- 0	0- 0	0- 0	CONFERENCE	0- 0	0- 0	0- 0				
0- 0	0- 0	0- 0	HOME	0- 0	0- 0	0- 0				
0- 0	0- 0	0- 0	AWAY	0- 0	0- 0	0- 0				
0- 0	0- 0	0- 0	NEUTRAL	0- 0	0- 0	0- 0				

RPI 1-25				RPI 26-50				RPI 51-100				RPI 101+ Team's RPI: 120			
RPI	S	Opponent	Score	RPI	S	Opponent	Score	RPI	S	Opponent	Score	RPI	S	Opponent	Score
8	A	Washington	52 100	37	N	Elon	55 76	79	H	Gonzaga	54 73	230	N	Furman	68 56
16	A	Boise St.	64 67					89	A	CSUN	71 57	309	A	Utah Valley	83 50
												343	H	Cal St. Fullerton	84 67
LAST 12 Division I GAMES:															
230	N	Furman	68 56	309	A	Utah Valley	83 50	79	H	Gonzaga	54 73	37	N	Elon	55 76
343	H	Cal St. Fullerton	84 67	8	A	Washington	52 100	89	A	CSUN	71 57				
16	A	Boise St.	64 67												

Non-Div I Games: Multnomah 88 30

Eastern Wash.

Average RPI Win: 156		WON-LOST	WINNING	LAST 10	STRENGTH OF	OPP. STRENGTH	TEAM	ADJ.	CONF.	ADJ CONF.
Average RPI Loss: 34		RECORD	PCT. RANK	GAMES	SCHEDULE	OF SCHEDULE	RPI	RPI	RPI	RPI
DIV. I ONLY		4- 4	152	2- 0	8	94	37	37	8	8
DIV. I NON-CONF.		4- 4	153	2- 0	9	96	37	37	8	8
TOTALS	RPI 1-25		RPI 26-50	W-L RECORDS	RPI 51-100	RPI 101-150		RPI 150+		
4- 4	0- 1		0- 2	OVERALL	1- 1	1- 0		2- 0		
2- 1	0- 0		0- 0	HOME	1- 1	0- 0		1- 0		
1- 3	0- 1		0- 2	AWAY	0- 0	0- 0		1- 0		
1- 0	0- 0		0- 0	NEUTRAL	0- 0	1- 0		0- 0		
4- 4	0- 1		0- 2	NON-CONFERENCE	1- 1	1- 0		2- 0		
2- 1	0- 0		0- 0	HOME	1- 1	0- 0		1- 0		
1- 3	0- 1		0- 2	AWAY	0- 0	0- 0		1- 0		
1- 0	0- 0		0- 0	NEUTRAL	0- 0	1- 0		0- 0		
0- 0	0- 0		0- 0	CONFERENCE	0- 0	0- 0		0- 0		
0- 0	0- 0		0- 0	HOME	0- 0	0- 0		0- 0		
0- 0	0- 0		0- 0	AWAY	0- 0	0- 0		0- 0		
0- 0	0- 0		0- 0	NEUTRAL	0- 0	0- 0		0- 0		

RPI 1-25				RPI 26-50				Team's RPI: 37	RPI 51-100				RPI 101+			
RPI	S	Opponent	Score	RPI	S	Opponent	Score		RPI	S	Opponent	Score	RPI	S	Opponent	Score
3	A	Green Bay	56 71	33	A	North Carolina	73 78		56	H	Wake Forest	68 78	120	N	Eastern Wash.	76 55
				42	A	Duke	61 68		72	H	Bucknell	64 58	190	A	Central Mich.	71 57
													241	H	Rutgers	66 54
LAST 12 Division I GAMES:																
33	A	North Carolina	73 78	190	A	Central Mich.	71 57									
56	H	Wake Forest	68 78	120	N	Eastern Wash.	76 55									
72	H	Bucknell	64 58	42	A	Duke	61 68									
241	H	Rutgers	66 54													
3	A	Green Bay	56 71													

Non-Div I Games:

Elon

Evansville

Through Games Of Dec. 11, 2016

Average RPI Win:	296	WON-LOST	WINNING	LAST 10	STRENGTH OF	OPP. STRENGTH	TEAM	ADJ.	CONF.	ADJ CONF.
Average RPI Loss:	194	RECORD	PCT. RANK	GAMES	SCHEDULE	OF SCHEDULE	RPI	RPI	RPI	RPI
DIV. I ONLY	3- 5	222	3- 5	234	330	263	263	16	16	
DIV. I NON-CONF.	3- 5	221	3- 5	235	330	262	262	16	16	
TOTALS	RPI 1-25	RPI 26-50	W-L RECORDS	RPI 51-100	RPI 101-150	RPI 150+				
3- 5	0- 0	0- 1	OVERALL	0- 0	0- 1	3- 3				
1- 3	0- 0	0- 0	HOME	0- 0	0- 1	1- 2				
2- 2	0- 0	0- 0	AWAY	0- 0	0- 0	2- 0				
0- 0	0- 0	0- 0	NEUTRAL	0- 0	0- 0	0- 0				
3- 5	0- 0	0- 1	NON-CONFERENCE	0- 0	0- 1	3- 3				
1- 3	0- 0	0- 0	HOME	0- 0	0- 1	1- 2				
2- 2	0- 0	0- 1	AWAY	0- 0	0- 0	2- 1				
0- 0	0- 0	0- 0	NEUTRAL	0- 0	0- 0	0- 0				
0- 0	0- 0	0- 0	CONFERENCE	0- 0	0- 0	0- 0				
0- 0	0- 0	0- 0	HOME	0- 0	0- 0	0- 0				
0- 0	0- 0	0- 0	AWAY	0- 0	0- 0	0- 0				
0- 0	0- 0	0- 0	NEUTRAL	0- 0	0- 0	0- 0				

RPI S	Opponent	Score	RPI S	Opponent	Score	RPI S	Opponent	Score	RPI S	Opponent	Score	Team's RPI: 263
			26 A	Northwestern	66 88				145 H	Cleveland St.	62 66	
									198 A	Ball St.	49 84	
									280 A	Valparaiso	70 65	
									284 H	Southeast Mo. St.	74 76	
									296 A	Murray St.	82 77	
									313 H	Austin Peay	68 54	
									316 H	Eastern Ill.	63 73	
LAST 12 Division I GAMES:												
			313 H	Austin Peay	68 54				296 A	Murray St.	82 77	
			145 H	Cleveland St.	62 66				280 A	Valparaiso	70 65	
									26 A	Northwestern	66 88	
									284 H	Southeast Mo. St.	74 76	
									198 A	Ball St.	49 84	
									316 H	Eastern Ill.	63 73	

Non-Div I Games: Oakland City 108 68

Evansville

Loss, Non-Conf, S Site, H Home A Away N Neutral

Average RPI Win:	225	WON-LOST	WINNING	LAST 10	STRENGTH OF	OPP. STRENGTH	TEAM	ADJ.	CONF.	ADJ CONF.
Average RPI Loss:	120	RECORD	PCT. RANK	GAMES	SCHEDULE	OF SCHEDULE	RPI	RPI	RPI	RPI
DIV. I ONLY	4- 5	181	0- 1	129	144	142	142	23	23	
DIV. I NON-CONF.	4- 5	183	0- 1	129	147	144	144	23	23	
TOTALS	RPI 1-25	RPI 26-50	W-L RECORDS	RPI 51-100	RPI 101-150	RPI 150+				
4- 5	0- 0	0- 0	OVERALL	0- 3	0- 1	4- 1				
2- 0	0- 0	0- 0	HOME	0- 0	0- 0	2- 0				
2- 2	0- 0	0- 0	AWAY	0- 1	0- 1	2- 0				
0- 3	0- 0	0- 0	NEUTRAL	0- 2	0- 0	0- 1				
4- 5	0- 0	0- 0	NON-CONFERENCE	0- 3	0- 1	4- 1				
2- 0	0- 0	0- 0	HOME	0- 0	0- 0	2- 0				
2- 2	0- 0	0- 0	AWAY	0- 1	0- 1	2- 0				
0- 3	0- 0	0- 0	NEUTRAL	0- 2	0- 0	0- 1				
0- 0	0- 0	0- 0	CONFERENCE	0- 0	0- 0	0- 0				
0- 0	0- 0	0- 0	HOME	0- 0	0- 0	0- 0				
0- 0	0- 0	0- 0	AWAY	0- 0	0- 0	0- 0				
0- 0	0- 0	0- 0	NEUTRAL	0- 0	0- 0	0- 0				

RPI 1-25			RPI 26-50			RPI 51-100			RPI 101+			Team's RPI: 142
RPI	S	Opponent	Score	RPI	S	Opponent	Score	RPI	S	Opponent	Score	
						75 N Ohio St.	66 79	109 A Quinnipiac		56 66		
						86 A Northern Colo.	74 77	174 A Hartford		70 63		
						95 N George Washington	47 76	204 H FIU		89 42		
								235 N Kent St.		64 77		
								259 A Fla. Atlantic		65 50		
								264 H Siena		66 42		
LAST 12 Division I GAMES:												
						95 N George Washington	47 76	86 A Northern Colo.		74 77		
						259 A Fla. Atlantic	65 50	204 H FIU		89 42		
						264 H Siena	66 42	174 A Hartford		70 63		
						235 N Kent St.	64 77	109 A Quinnipiac		56 66		
						75 N Ohio St.	66 79					

Non-Div I Games: Ave Maria 101 34

FGCU

Average RPI Win:	207	WON-LOST	WINNING	LAST 10	STRENGTH OF	OPP. STRENGTH	TEAM	ADJ.	CONF.	ADJ CONF.
Average RPI Loss:	89	RECORD	PCT. RANK	GAMES	SCHEDULE	OF SCHEDULE	RPI	RPI	RPI	RPI
DIV. I ONLY	1- 6	299	1- 6	24	155	204	204	13	13	
DIV. I NON-CONF.	1- 6	298	1- 6	24	157	206	206	13	13	
TOTALS	RPI 1-25	RPI 26-50	W-L RECORDS	RPI 51-100	RPI 101-150	RPI 150+				
1- 6	0- 2	0- 0	OVERALL	0- 1	0- 2	1- 1				
1- 4	0- 1	0- 0	HOME	0- 1	0- 1	1- 1				
0- 2	0- 1	0- 0	AWAY	0- 0	0- 1	0- 0				
0- 0	0- 0	0- 0	NEUTRAL	0- 0	0- 0	0- 0				
1- 6	0- 2	0- 0	NON-CONFERENCE	0- 1	0- 2	1- 1				
1- 4	0- 1	0- 0	HOME	0- 1	0- 1	1- 1				
0- 2	0- 1	0- 0	AWAY	0- 0	0- 1	0- 0				
0- 0	0- 0	0- 0	NEUTRAL	0- 0	0- 0	0- 0				
0- 0	0- 0	0- 0	CONFERENCE	0- 0	0- 0	0- 0				
0- 0	0- 0	0- 0	HOME	0- 0	0- 0	0- 0				
0- 0	0- 0	0- 0	AWAY	0- 0	0- 0	0- 0				
0- 0	0- 0	0- 0	NEUTRAL	0- 0	0- 0	0- 0				

RPI 1-25				RPI 26-50				RPI 51-100				RPI 101+ Team's RPI: 204			
RPI	S	Opponent	Score	RPI	S	Opponent	Score	RPI	S	Opponent	Score	RPI	S	Opponent	Score
5	H	Georgetown	53 66					73	H	Jacksonville	56 71	104	H	UCF	52 69
14	A	South Fla.	41 91									142	A	FGCU	42 89
												193	H	Weber St.	61 64
												207	H	Robert Morris	59 57
LAST 12 Division I GAMES:															
207	H	Robert Morris	59 57	73	H	Jacksonville	56 71								
193	H	Weber St.	61 64	14	A	South Fla.	41 91								
5	H	Georgetown	53 66												
142	A	FGCU	42 89												
104	H	UCF	52 69												

Non-Div I Games:

FIU

Average RPI Win:	280	WON-LOST	WINNING	LAST 10	STRENGTH OF	OPP. STRENGTH	TEAM	ADJ.	CONF.	ADJ CONF.
Average RPI Loss:	171	RECORD	PCT. RANK	GAMES	SCHEDULE	OF SCHEDULE	RPI	RPI	RPI	RPI
DIV. I ONLY	4- 6	211	4- 6	297	265	272	272	19	19	
DIV. I NON-CONF.	3- 5	221	3- 5	295	284	274	274	18	18	
TOTALS	RPI 1-25	RPI 26-50	W-L RECORDS	RPI 51-100	RPI 101-150	RPI 150+				
4- 6	0- 0	0- 0	OVERALL	0- 1	0- 1	4- 4				
2- 2	0- 0	0- 0	HOME	0- 0	0- 0	2- 2				
2- 4	0- 0	0- 0	AWAY	0- 1	0- 1	2- 2				
0- 0	0- 0	0- 0	NEUTRAL	0- 0	0- 0	0- 0				
3- 5	0- 0	0- 0	NON-CONFERENCE	0- 1	0- 1	3- 3				
1- 2	0- 0	0- 0	HOME	0- 0	0- 0	1- 2				
2- 3	0- 0	0- 0	AWAY	0- 1	0- 1	2- 1				
0- 0	0- 0	0- 0	NEUTRAL	0- 0	0- 0	0- 0				
1- 1	0- 0	0- 0	CONFERENCE	0- 0	0- 0	1- 1				
1- 0	0- 0	0- 0	HOME	0- 0	0- 0	1- 0				
0- 1	0- 0	0- 0	AWAY	0- 0	0- 0	0- 1				
0- 0	0- 0	0- 0	NEUTRAL	0- 0	0- 0	0- 0				

RPI 1-25				RPI 26-50				RPI 51-100				RPI 101+				Team's RPI: 272	
RPI	S	Opponent	Score	RPI	S	Opponent	Score	RPI	S	Opponent	Score	RPI	S	Opponent	Score		
								65	A	Harvard	44	58	141	A	Albany (NY)	45	59
												153	A	La Salle	61	68	
												159	H	Iona	68	59	
												184	H	Sacred Heart	44	56	
												218	H	Rhode Island	65	72	
												264	A	Siena	52	67	
												288	H	Loyola Maryland	58	57	
												332	A	Mt. St. Mary's	70	57	
												340	A	UMass Lowell	65	41	
LAST 12 Division I GAMES:																	
153	A	La Salle	61	68	141	A	Albany (NY)	45	59								
340	A	UMass Lowell	65	41	159	H	Iona	68	59								
288	H	Loyola Maryland	58	57	264	A	Siena	52	67								
184	H	Sacred Heart	44	56	65	A	Harvard	44	58								
					218	H	Rhode Island	65	72								
					332	A	Mt. St. Mary's	70	57								

Non-Div I Games:

Fairfield

Average RPI Win:	300	WON-LOST	WINNING	LAST 10	STRENGTH OF	OPP. STRENGTH	TEAM	ADJ.	CONF.	ADJ CONF.
Average RPI Loss:	235	RECORD	PCT. RANK	GAMES	SCHEDULE	OF SCHEDULE	RPI	RPI	RPI	RPI
DIV. I ONLY	2- 6	261	2- 6	343	308	337	337	32	32	
DIV. I NON-CONF.	2- 6	260	2- 6	343	308	337	337	32	32	
TOTALS	RPI 1-25	RPI 26-50	W-L RECORDS	RPI 51-100	RPI 101-150	RPI 150+				
2- 6	0- 0	0- 0	OVERALL	0- 0	0- 1	2- 5				
1- 2	0- 0	0- 0	HOME	0- 0	0- 0	1- 2				
1- 4	0- 0	0- 0	AWAY	0- 0	0- 1	1- 3				
0- 0	0- 0	0- 0	NEUTRAL	0- 0	0- 0	0- 0				
2- 6	0- 0	0- 0	NON-CONFERENCE	0- 0	0- 1	2- 5				
1- 2	0- 0	0- 0	HOME	0- 0	0- 0	1- 2				
1- 4	0- 0	0- 0	AWAY	0- 0	0- 1	1- 3				
0- 0	0- 0	0- 0	NEUTRAL	0- 0	0- 0	0- 0				
0- 0	0- 0	0- 0	CONFERENCE	0- 0	0- 0	0- 0				
0- 0	0- 0	0- 0	HOME	0- 0	0- 0	0- 0				
0- 0	0- 0	0- 0	AWAY	0- 0	0- 0	0- 0				
0- 0	0- 0	0- 0	NEUTRAL	0- 0	0- 0	0- 0				

RPI 1-25			RPI 26-50			RPI 51-100			RPI 101+			Team's RPI: 337
RPI	S	Opponent	Score	RPI	S	Opponent	Score	RPI	S	Opponent	Score	
								126	A	Army West Point	58	86
								223	H	Binghamton	69	80
								227	A	Monmouth	63	72
								233	H	Air Force	48	56
								260	A	New Mexico	56	83
								274	H	Longwood	75	59
								326	A	NJIT	66	61
								340	A	UMass Lowell	55	61
LAST 12 Division I GAMES:												
227	A	Monmouth	63	72	126	A	Army West Point	58	86			
340	A	UMass Lowell	55	61	233	H	Air Force	48	56			
223	H	Binghamton	69	80	326	A	NJIT	66	61			
					274	H	Longwood	75	59			
					260	A	New Mexico	56	83			

Non-Div I Games: Queens (NY)

54

70

Fairleigh Dickinson

Fla. Atlantic

Through Games Of Dec. 11, 2016

Average RPI Win:	208	WON-LOST	WINNING	LAST 10	STRENGTH OF	OPP. STRENGTH	TEAM	ADJ.	CONF.	ADJ CONF.
Average RPI Loss:	153	RECORD	PCT. RANK	GAMES	SCHEDULE	OF SCHEDULE	RPI	RPI	RPI	RPI
DIV. I ONLY	2- 6	261	2- 6	111	298	259	259	13	13	
DIV. I NON-CONF.	2- 6	260	2- 6	112	297	258	258	13	13	
TOTALS	RPI 1-25	RPI 26-50	W-L RECORDS	RPI 51-100	RPI 101-150	RPI 150+				
2- 6	0- 0	0- 0	OVERALL	0- 1	0- 3	2- 2				
2- 2	0- 0	0- 0	HOME	0- 0	0- 1	2- 1				
0- 4	0- 0	0- 0	AWAY	0- 1	0- 2	0- 1				
0- 0	0- 0	0- 0	NEUTRAL	0- 0	0- 0	0- 0				
2- 6	0- 0	0- 0	NON-CONFERENCE	0- 1	0- 3	2- 2				
2- 2	0- 0	0- 0	HOME	0- 0	0- 1	2- 1				
0- 4	0- 0	0- 0	AWAY	0- 1	0- 2	0- 1				
0- 0	0- 0	0- 0	NEUTRAL	0- 0	0- 0	0- 0				
0- 0	0- 0	0- 0	CONFERENCE	0- 0	0- 0	0- 0				
0- 0	0- 0	0- 0	HOME	0- 0	0- 0	0- 0				
0- 0	0- 0	0- 0	AWAY	0- 0	0- 0	0- 0				
0- 0	0- 0	0- 0	NEUTRAL	0- 0	0- 0	0- 0				

RPI 1-25				RPI 26-50				RPI 51-100				RPI 101+				Team's RPI: 259	
RPI	S	Opponent	Score	RPI	S	Opponent	Score	RPI	S	Opponent	Score	RPI	S	Opponent	Score		
								78	A	Mercer	57	74	121	A	Arizona	67	77
													142	H	FGCU	50	65
													143	A	North Florida	88	95
													162	H	Indiana St.	70	67
													167	A	Grand Canyon	60	81
													253	H	Jacksonville St.	63	55
													269	H	Richmond	67	77
LAST 12 Division I GAMES:																	
				167	A	Grand Canyon	60	81					142	H	FGCU	50	65
				121	A	Arizona	67	77					162	H	Indiana St.	70	67
				269	H	Richmond	67	77									
				253	H	Jacksonville St.	63	55									
				143	A	North Florida	88	95									
				78	A	Mercer	57	74									

Non-Div I Games: Fla. Memorial 84 64

Fla. Atlantic

Loss, Non-Conf, S Site, H Home A Away N Neutral

Florida

F
l
o
r
i
d
a

Florida

Page 87

Through Games of Dec. 11, 1910				Through Games of Dec. 11, 1910						
Average RPI Win: 0		WON-LOST	WINNING	LAST 10	STRENGTH OF	OPP. STRENGTH	TEAM	ADJ.	CONF.	ADJ CONF.
Average RPI Loss: 240		RECORD	PCT. RANK	GAMES	SCHEDULE	OF SCHEDULE	RPI	RPI	RPI	RPI
DIV. I ONLY		0- 7	326	0- 7	315	338	348	348	31	31
DIV. I NON-CONF.		0- 7	325	0- 7	315	338	348	348	31	31

TOTALS	RPI 1-25		RPI 26-50		W-L RECORDS		RPI 51-100		RPI 101-150	RPI 150+
0- 7	0- 0		0- 0		OVERALL		0- 0		0- 1	0- 6
0- 3	0- 0		0- 0		HOME		0- 0		0- 0	0- 3
0- 2	0- 0		0- 0		AWAY		0- 0		0- 1	0- 1
0- 2	0- 0		0- 0		NEUTRAL		0- 0		0- 0	0- 2
0- 7	0- 0		0- 0		NON-CONFERENCE		0- 0		0- 1	0- 6
0- 3	0- 0		0- 0		HOME		0- 0		0- 0	0- 3
0- 2	0- 0		0- 0		AWAY		0- 0		0- 1	0- 1
0- 2	0- 0		0- 0		NEUTRAL		0- 0		0- 0	0- 2
0- 0	0- 0		0- 0		CONFERENCE		0- 0		0- 0	0- 0
0- 0	0- 0		0- 0		HOME		0- 0		0- 0	0- 0
0- 0	0- 0		0- 0		AWAY		0- 0		0- 0	0- 0
0- 0	0- 0		0- 0		NEUTRAL		0- 0		0- 0	0- 0

RPI 1-25				RPI 26-50				RPI 51-100				RPI 101+				Team's RPI: 348	
RPI	S	Opponent	Score	RPI	S	Opponent	Score	RPI	S	Opponent	Score	RPI	S	Opponent	Score		
												143	A	North Florida	60	71	
												197	A	Marshall	67	77	
												245	H	Morehead St.	48	53	
												253	N	Jacksonville St.	54	66	
												258	H	Western Caro.	61	62	
												269	N	Richmond	51	64	
												316	H	Eastern Ill.	50	66	
LAST 12 Division I GAMES:																	
				245	H	Morehead St.	48	53	258	H	Western Caro.	61	62				
									253	N	Jacksonville St.	54	66				
									269	N	Richmond	51	64				
									316	H	Eastern Ill.	50	66				
									197	A	Marshall	67	77				
									143	A	North Florida	60	71				

Non-Div I Games:	Thomas (GA)	74	65
------------------	-------------	----	----

Florida A&M

■ Loss, ■ Non-Conf, S Site, H Home A Away N Neutral

Average RPI Win:	140	WON-LOST	WINNING	LAST 10	STRENGTH OF	OPP. STRENGTH	TEAM	ADJ.	CONF.	ADJ CONF.
Average RPI Loss:	1	RECORD	PCT. RANK	GAMES	SCHEDULE	OF SCHEDULE	RPI	RPI	RPI	RPI
DIV. I ONLY	10- 1	14	9- 1	26	74	9	9	3	3	
DIV. I NON-CONF.	10- 1	14	10- 1	26	75	9	9	3	3	
TOTALS	RPI 1-25	RPI 26-50	W-L RECORDS	RPI 51-100	RPI 101-150	RPI 150+				
10- 1	2- 1	1- 0	OVERALL	2- 0	1- 0	4- 0				
5- 1	0- 1	1- 0	HOME	1- 0	1- 0	2- 0				
2- 0	1- 0	0- 0	AWAY	0- 0	0- 0	1- 0				
3- 0	1- 0	0- 0	NEUTRAL	1- 0	0- 0	1- 0				
10- 1	2- 1	1- 0	NON-CONFERENCE	2- 0	1- 0	4- 0				
5- 1	0- 1	1- 0	HOME	1- 0	1- 0	2- 0				
2- 0	1- 0	0- 0	AWAY	0- 0	0- 0	1- 0				
3- 0	1- 0	0- 0	NEUTRAL	1- 0	0- 0	1- 0				
0- 0	0- 0	0- 0	CONFERENCE	0- 0	0- 0	0- 0				
0- 0	0- 0	0- 0	HOME	0- 0	0- 0	0- 0				
0- 0	0- 0	0- 0	AWAY	0- 0	0- 0	0- 0				
0- 0	0- 0	0- 0	NEUTRAL	0- 0	0- 0	0- 0				

RPI 1-25				RPI 26-50				RPI 51-100				RPI 101+			
RPI	S	Opponent	Score	RPI	S	Opponent	Score	RPI	S	Opponent	Score	RPI	S	Opponent	Score
1	H	UConn	76 78	31	H	Florida	83 58	73	H	Jacksonville	90 47	140	H	James Madison	84 64
18	A	Minnesota	75 61					79	N	Gonzaga	87 69	196	A	UAB	93 47
25	N	Michigan	76 62									253	H	Jacksonville St.	73 62
												258	H	Western Caro.	90 41
												328	N	Winthrop	98 35
LAST 12 Division I GAMES:															
196	A	UAB	93 47	328	N	Winthrop	98 35	140	H	James Madison	84 64				
31	H	Florida	83 58	73	H	Jacksonville	90 47	1	H	UConn	76 78				
258	H	Western Caro.	90 41	253	H	Jacksonville St.	73 62								
18	A	Minnesota	75 61												
25	N	Michigan	76 62												
79	N	Gonzaga	87 69												

Non-Div I Games:

Florida St.

Average RPI Win:	168	WON-LOST	WINNING	LAST 10	STRENGTH OF	OPP. STRENGTH	TEAM	ADJ.	CONF.	ADJ CONF.
Average RPI Loss:	67	RECORD	PCT. RANK	GAMES	SCHEDULE	OF SCHEDULE	RPI	RPI	RPI	RPI
DIV. I ONLY	7- 3	84	7- 3	162	13	83	83	12	12	
DIV. I NON-CONF.	6- 3	91	6- 3	161	18	97	97	12	12	
TOTALS	RPI 1-25	RPI 26-50	W-L RECORDS	RPI 51-100	RPI 101-150	RPI 150+				
7- 3	0- 1	0- 1	OVERALL	2- 0	1- 0	4- 1				
6- 0	0- 0	0- 0	HOME	2- 0	1- 0	3- 0				
0- 2	0- 1	0- 0	AWAY	0- 0	0- 0	0- 0				
1- 1	0- 0	0- 1	NEUTRAL	0- 0	0- 0	1- 0				
6- 3	0- 1	0- 1	NON-CONFERENCE	1- 0	1- 0	4- 1				
5- 0	0- 0	0- 0	HOME	1- 0	1- 0	3- 0				
0- 2	0- 1	0- 0	AWAY	0- 0	0- 0	0- 1				
1- 1	0- 0	0- 1	NEUTRAL	0- 0	0- 0	1- 0				
1- 0	0- 0	0- 0	CONFERENCE	1- 0	0- 0	0- 0				
1- 0	0- 0	0- 0	HOME	1- 0	0- 0	0- 0				
0- 0	0- 0	0- 0	AWAY	0- 0	0- 0	0- 0				
0- 0	0- 0	0- 0	NEUTRAL	0- 0	0- 0	0- 0				

RPI 1-25				RPI 26-50				RPI 51-100				Team's RPI: 83	RPI 101+			
RPI	S	Opponent	Score	RPI	S	Opponent	Score	RPI	S	Opponent	Score		RPI	S	Opponent	Score
2	A	Notre Dame	36 67	41	N	Texas Tech	50 59	63	H	Little Rock	65 43		141	H	Albany (NY)	89 82
								80	H	Duquesne	64 51		158	H	Boston College	56 49
													159	A	Iona	46 55
													230	H	Furman	60 47
													231	H	Princeton	57 55
													271	N	Grambling	59 53
LAST 12 Division I GAMES:																
				159	A	Iona	46 55						231	H	Princeton	57 55
				158	H	Boston College	56 49						63	H	Little Rock	65 43
				80	H	Duquesne	64 51						2	A	Notre Dame	36 67
				271	N	Grambling	59 53						230	H	Furman	60 47
				41	N	Texas Tech	50 59									
				141	H	Albany (NY)	89 82									

Non-Div I Games:

Fordham

Average RPI Win: 327		WON-LOST	WINNING	LAST 10	STRENGTH OF	OPP. STRENGTH	TEAM	ADJ.	CONF.	ADJ CONF.
Average RPI Loss: 218		RECORD	PCT. RANK	GAMES	SCHEDULE	OF SCHEDULE	RPI	RPI	RPI	RPI
DIV. I ONLY		1- 7	308	1- 7	321	301	334	334	14	14
DIV. I NON-CONF.		1- 7	308	1- 7	321	302	334	334	14	14
TOTALS		RPI 1-25	RPI 26-50	W-L RECORDS	RPI 51-100	RPI 101-150	RPI 150+			
1- 7	0- 0		0- 0	OVERALL	0- 0	0- 1	1- 6			
0- 3	0- 0		0- 0	HOME	0- 0	0- 1	0- 2			
1- 4	0- 0		0- 0	AWAY	0- 0	0- 0	1- 4			
0- 0	0- 0		0- 0	NEUTRAL	0- 0	0- 0	0- 0			
1- 7	0- 0		0- 0	NON-CONFERENCE	0- 0	0- 1	1- 6			
0- 3	0- 0		0- 0	HOME	0- 0	0- 1	0- 2			
1- 4	0- 0		0- 0	AWAY	0- 0	0- 0	1- 4			
0- 0	0- 0		0- 0	NEUTRAL	0- 0	0- 0	0- 0			
0- 0	0- 0		0- 0	CONFERENCE	0- 0	0- 0	0- 0			
0- 0	0- 0		0- 0	HOME	0- 0	0- 0	0- 0			
0- 0	0- 0		0- 0	AWAY	0- 0	0- 0	0- 0			
0- 0	0- 0		0- 0	NEUTRAL	0- 0	0- 0	0- 0			

RPI 1-25				RPI 26-50				RPI 51-100				RPI 101+				Team's RPI: 334	
RPI	S	Opponent	Score	RPI	S	Opponent	Score	RPI	S	Opponent	Score	RPI	S	Opponent	Score		
												125	H	Belmont	59	85	
												155	A	Western Mich.	35	61	
												225	H	Oakland	61	82	
												235	A	Kent St.	55	66	
												240	H	Coastal Caro.	57	72	
												251	A	Butler	64	70	
												295	A	Illinois	33	56	
												327	A	Ill.-Chicago	61	55	
LAST 12 Division I GAMES:																	
235	A	Kent St.	55	66	327	A	Ill.-Chicago	61	55								
240	H	Coastal Caro.	57	72	155	A	Western Mich.	35	61								
225	H	Oakland	61	82	295	A	Illinois	33	56								
251	A	Butler	64	70													
125	H	Belmont	59	85													

Non-Div I Games:	Defiance	76	58	Trine	71	80
------------------	----------	----	----	-------	----	----

Fort Wayne

■ Loss, ■ Non-Conf, S Site, H Home A Away N Neutral

Average RPI Win:	202	WON-LOST	WINNING	LAST 10	STRENGTH OF	OPP. STRENGTH	TEAM	ADJ.	CONF.	ADJ CONF.
Average RPI Loss:	36	RECORD	PCT. RANK	GAMES	SCHEDULE	OF SCHEDULE	RPI	RPI	RPI	RPI
DIV. I ONLY	4- 3	131	4- 3	83	62	97	97	9	9	
DIV. I NON-CONF.	4- 3	132	4- 3	83	63	95	95	9	9	
TOTALS	RPI 1-25	RPI 26-50	W-L RECORDS	RPI 51-100	RPI 101-150	RPI 150+				
4- 3	0- 2	0- 0	OVERALL	0- 1	1- 0	3- 0				
1- 2	0- 1	0- 0	HOME	0- 1	0- 0	1- 0				
1- 1	0- 1	0- 0	AWAY	0- 0	0- 0	1- 0				
2- 0	0- 0	0- 0	NEUTRAL	0- 0	1- 0	1- 0				
4- 3	0- 2	0- 0	NON-CONFERENCE	0- 1	1- 0	3- 0				
1- 2	0- 1	0- 0	HOME	0- 1	0- 0	1- 0				
1- 1	0- 1	0- 0	AWAY	0- 0	0- 0	1- 0				
2- 0	0- 0	0- 0	NEUTRAL	0- 0	1- 0	1- 0				
0- 0	0- 0	0- 0	CONFERENCE	0- 0	0- 0	0- 0				
0- 0	0- 0	0- 0	HOME	0- 0	0- 0	0- 0				
0- 0	0- 0	0- 0	AWAY	0- 0	0- 0	0- 0				
0- 0	0- 0	0- 0	NEUTRAL	0- 0	0- 0	0- 0				

RPI 1-25				RPI 26-50				RPI 51-100 Team's RPI: 97				RPI 101+			
RPI	S	Opponent	Score	RPI	S	Opponent	Score	RPI	S	Opponent	Score	RPI	S	Opponent	Score
8	A	Washington	54 85					89	H	CSUN	57 61	125	N	Belmont	62 53
10	H	Utah	55 65									166	H	San Francisco	61 48
												226	A	Pacific	74 67
												289	N	UC Irvine	63 45
LAST 12 Division I GAMES:															
226	A	Pacific	74 67	8	A	Washington	54 85	166	H	San Francisco	61 48	289	N	UC Irvine	63 45
				125	N	Belmont	62 53	89	H	CSUN	57 61	10	H	Utah	55 65

Non-Div I Games: Biola 71 50 Cal St. Dom. Hills 73 60

Fresno St.

F
u
r
m
a
n

F
u
r
m
a
n

Furman

Page 93

Ga. Southern

Through Games Of Dec. 11, 2016

Average RPI Win:	311	WON-LOST	WINNING	LAST 10	STRENGTH OF	OPP. STRENGTH	TEAM	ADJ.	CONF.	ADJ CONF.
Average RPI Loss:	130	RECORD	PCT. RANK	GAMES	SCHEDULE	OF SCHEDULE	RPI	RPI	RPI	RPI
DIV. I ONLY	2- 5	253	2- 5	84	329	191	191	17	17	
DIV. I NON-CONF.	2- 5	252	2- 5	84	329	193	193	17	17	
TOTALS	RPI 1-25	RPI 26-50	W-L RECORDS	RPI 51-100	RPI 101-150	RPI 150+				
2- 5	0- 0	0- 0	OVERALL	0- 3	0- 0	2- 2				
1- 1	0- 0	0- 0	HOME	0- 1	0- 0	1- 0				
1- 4	0- 0	0- 0	AWAY	0- 2	0- 0	1- 2				
0- 0	0- 0	0- 0	NEUTRAL	0- 0	0- 0	0- 0				
2- 5	0- 0	0- 0	NON-CONFERENCE	0- 3	0- 0	2- 2				
1- 1	0- 0	0- 0	HOME	0- 1	0- 0	1- 0				
1- 4	0- 0	0- 0	AWAY	0- 2	0- 0	1- 2				
0- 0	0- 0	0- 0	NEUTRAL	0- 0	0- 0	0- 0				
0- 0	0- 0	0- 0	CONFERENCE	0- 0	0- 0	0- 0				
0- 0	0- 0	0- 0	HOME	0- 0	0- 0	0- 0				
0- 0	0- 0	0- 0	AWAY	0- 0	0- 0	0- 0				
0- 0	0- 0	0- 0	NEUTRAL	0- 0	0- 0	0- 0				

RPI 1-25				RPI 26-50				RPI 51-100				RPI 101+ Team's RPI: 191			
RPI	S	Opponent	Score	RPI	S	Opponent	Score	RPI	S	Opponent	Score	RPI	S	Opponent	Score
								64	A	Clemson	47 58	157	A	Alabama	48 66
								78	H	Mercer	56 77	253	A	Jacksonville St.	55 67
								99	A	IUPUI	57 83	299	H	N.C. A&T	65 50
												323	A	Savannah St.	50 45
LAST 12 Division I GAMES:															
				253	A	Jacksonville St.	55 67	323	A	Savannah St.	50 45				
				64	A	Clemson	47 58	78	H	Mercer	56 77				
				299	H	N.C. A&T	65 50	99	A	IUPUI	57 83				
								157	A	Alabama	48 66				

Non-Div I Games: Thomas (GA) 106 43

Ga. Southern

■ Loss,
 ■ Non-Conf,
 ■ S Site,
 ■ Home
 ■ A Away
 N Neutral

Average RPI Win:	308	WON-LOST	WINNING	LAST 10	STRENGTH OF	OPP. STRENGTH	TEAM	ADJ.	CONF.	ADJ CONF.
Average RPI Loss:	155	RECORD	PCT. RANK	GAMES	SCHEDULE	OF SCHEDULE	RPI	RPI	RPI	RPI
DIV. I ONLY	1- 5	294	0- 1	127	317	247	247	26	26	
DIV. I NON-CONF.	1- 5	292	0- 1	127	317	247	247	26	26	
TOTALS	RPI 1-25	RPI 26-50	W-L RECORDS	RPI 51-100	RPI 101-150	RPI 150+				
1- 5	0- 0	0- 1	OVERALL	0- 0	0- 1	1- 3				
0- 0	0- 0	0- 0	HOME	0- 0	0- 0	0- 0				
1- 3	0- 0	0- 1	AWAY	0- 0	0- 0	1- 0				
0- 2	0- 0	0- 0	NEUTRAL	0- 0	0- 0	0- 2				
1- 5	0- 0	0- 1	NON-CONFERENCE	0- 0	0- 1	1- 3				
0- 0	0- 0	0- 0	HOME	0- 0	0- 0	0- 0				
1- 3	0- 0	0- 1	AWAY	0- 0	0- 1	1- 1				
0- 2	0- 0	0- 0	NEUTRAL	0- 0	0- 0	0- 2				
0- 0	0- 0	0- 0	CONFERENCE	0- 0	0- 0	0- 0				
0- 0	0- 0	0- 0	HOME	0- 0	0- 0	0- 0				
0- 0	0- 0	0- 0	AWAY	0- 0	0- 0	0- 0				
0- 0	0- 0	0- 0	NEUTRAL	0- 0	0- 0	0- 0				

RPI 1-25			RPI 26-50			RPI 51-100			RPI 101+			Team's RPI: 247
RPI	S	Opponent	Score	RPI	S	Opponent	Score	RPI	S	Opponent	Score	
				38	A	Virginia Tech	42 76					
								104	A	UCF	52 66	
								196	N	UAB	49 59	
								214	A	Wofford	66 75	
								222	N	Appalachian St.	67 72	
								308	A	USC Upstate	57 53	
LAST 12 Division I GAMES:												
				222	N	Appalachian St.	67 72	308	A	USC Upstate	57 53	
				104	A	UCF	52 66	214	A	Wofford	66 75	
				38	A	Virginia Tech	42 76	196	N	UAB	49 59	

Non-Div I Games: Converse 68 38 Montreat 92 45

Gardner-Webb

Average RPI Win:	215	WON-LOST	WINNING	LAST 10	STRENGTH OF	OPP. STRENGTH	TEAM	ADJ.	CONF.	ADJ CONF.
Average RPI Loss:	95	RECORD	PCT. RANK	GAMES	SCHEDULE	OF SCHEDULE	RPI	RPI	RPI	RPI
DIV. I ONLY	6- 5	149	5- 5	80	223	93	93	12	12	
DIV. I NON-CONF.	5- 5	153	5- 5	70	218	108	108	12	12	
TOTALS	RPI 1-25	RPI 26-50	W-L RECORDS	RPI 51-100	RPI 101-150	RPI 150+				
6- 5	0- 1	0- 1	OVERALL	0- 0	1- 2	5- 1				
2- 2	0- 0	0- 1	HOME	0- 0	1- 1	1- 0				
4- 3	0- 1	0- 0	AWAY	0- 0	0- 1	4- 1				
0- 0	0- 0	0- 0	NEUTRAL	0- 0	0- 0	0- 0				
5- 5	0- 1	0- 1	NON-CONFERENCE	0- 0	1- 2	4- 1				
2- 2	0- 0	0- 1	HOME	0- 0	1- 1	1- 0				
3- 3	0- 1	0- 0	AWAY	0- 0	0- 1	3- 1				
0- 0	0- 0	0- 0	NEUTRAL	0- 0	0- 0	0- 0				
1- 0	0- 0	0- 0	CONFERENCE	0- 0	0- 0	1- 0				
0- 0	0- 0	0- 0	HOME	0- 0	0- 0	0- 0				
1- 0	0- 0	0- 0	AWAY	0- 0	0- 0	1- 0				
0- 0	0- 0	0- 0	NEUTRAL	0- 0	0- 0	0- 0				

RPI 1-25				RPI 26-50				RPI 51-100				Team's RPI: 93				RPI 101+			
RPI	S	Opponent	Score	RPI	S	Opponent	Score	RPI	S	Opponent	Score					RPI	S	Opponent	Score
5	A	Georgetown	56 69	43	H	SFA	76 77									116	H	Radford	70 56
																121	H	Arizona	70 81
																129	A	Delaware	51 67
																171	A	Detroit	55 54
																175	A	Towson	75 79
																211	A	Massachusetts	66 55
																215	H	Norfolk St.	60 33
																282	A	Illinois St.	72 46
																293	A	LIU Brooklyn	64 48
LAST 12 Division I GAMES:																			
171	A	Detroit	55 54	282	A	Illinois St.	72 46												
175	A	Towson	75 79	5	A	Georgetown	56 69												
43	H	SFA	76 77	211	A	Massachusetts	66 55												
215	H	Norfolk St.	60 33	129	A	Delaware	51 67												
121	H	Arizona	70 81	116	H	Radford	70 56												
293	A	LIU Brooklyn	64 48																

Non-Div I Games:

George Mason

■ Loss,
 ■ Non-Conf, S Site,
 ■ Home
 ■ Away
 N Neutral

Average RPI Win:	197	WON-LOST	WINNING	LAST 10	STRENGTH OF	OPP. STRENGTH	TEAM	ADJ.	CONF.	ADJ CONF.
Average RPI Loss:	100	RECORD	PCT. RANK	GAMES	SCHEDULE	OF SCHEDULE	RPI	RPI	RPI	RPI
DIV. I ONLY	7- 4	112	7- 3	143	98	95	95	12	12	
DIV. I NON-CONF.	6- 4	126	6- 4	152	77	106	106	12	12	
TOTALS	RPI 1-25	RPI 26-50	W-L RECORDS	RPI 51-100	RPI 101-150	RPI 150+				
7- 4	0- 1	0- 0	OVERALL	0- 2	3- 0	4- 1				
4- 0	0- 0	0- 0	HOME	0- 0	0- 0	4- 0				
1- 3	0- 1	0- 0	AWAY	0- 1	1- 0	0- 1				
2- 1	0- 0	0- 0	NEUTRAL	0- 1	2- 0	0- 0				
6- 4	0- 1	0- 0	NON-CONFERENCE	0- 2	3- 0	3- 1				
3- 0	0- 0	0- 0	HOME	0- 0	0- 0	3- 0				
1- 3	0- 1	0- 0	AWAY	0- 1	1- 0	0- 1				
2- 1	0- 0	0- 0	NEUTRAL	0- 1	2- 0	0- 0				
1- 0	0- 0	0- 0	CONFERENCE	0- 0	0- 0	1- 0				
1- 0	0- 0	0- 0	HOME	0- 0	0- 0	1- 0				
0- 0	0- 0	0- 0	AWAY	0- 0	0- 0	0- 0				
0- 0	0- 0	0- 0	NEUTRAL	0- 0	0- 0	0- 0				

RPI 1-25				RPI 26-50				RPI 51-100				Team's RPI: 95	RPI 101+			
RPI	S	Opponent	Score	RPI	S	Opponent	Score	RPI	S	Opponent	Score		RPI	S	Opponent	Score
5	A	Georgetown	57 72					60	A	South Dakota St.	55 60		118	N	Western Ky.	68 49
								92	N	Syracuse	71 74		135	A	Villanova	72 69
													142	N	FGCU	76 47
													177	H	VCU	81 67
													231	H	Princeton	56 45
													243	A	American	61 66
													281	H	Coppin St.	77 46
													295	H	Illinois	72 56
LAST 12 Division I GAMES:																
118	N	Western Ky.	68 49	60	A	South Dakota St.	55 60	243	A	American	61 66					
142	N	FGCU	76 47	92	N	Syracuse	71 74	295	H	Illinois	72 56					
				135	A	Villanova	72 69	177	H	VCU	81 67					
				281	H	Coppin St.	77 46	5	A	Georgetown	57 72					
				231	H	Princeton	56 45									

Non-Div I Games:

George Washington

Average RPI Win:	138	WON-LOST	WINNING	LAST 10	STRENGTH OF	OPP. STRENGTH	TEAM	ADJ.	CONF.	ADJ CONF.
Average RPI Loss:	28	RECORD	PCT. RANK	GAMES	SCHEDULE	OF SCHEDULE	RPI	RPI	RPI	RPI
DIV. I ONLY	8- 2	43	8- 2	11	106	5	5	6	6	
DIV. I NON-CONF.	8- 2	43	8- 2	11	107	5	5	6	6	
TOTALS	RPI 1-25	RPI 26-50	W-L RECORDS	RPI 51-100	RPI 101-150	RPI 150+				
8- 2	0- 1	1- 1	OVERALL	2- 0	1- 0	4- 0				
3- 0	0- 0	0- 0	HOME	2- 0	0- 0	1- 0				
3- 2	0- 1	0- 1	AWAY	0- 0	1- 0	2- 0				
2- 0	0- 0	1- 0	NEUTRAL	0- 0	0- 0	1- 0				
8- 2	0- 1	1- 1	NON-CONFERENCE	2- 0	1- 0	4- 0				
3- 0	0- 0	0- 0	HOME	2- 0	0- 0	1- 0				
3- 2	0- 1	0- 1	AWAY	0- 0	1- 0	2- 0				
2- 0	0- 0	1- 0	NEUTRAL	0- 0	0- 0	1- 0				
0- 0	0- 0	0- 0	CONFERENCE	0- 0	0- 0	0- 0				
0- 0	0- 0	0- 0	HOME	0- 0	0- 0	0- 0				
0- 0	0- 0	0- 0	AWAY	0- 0	0- 0	0- 0				
0- 0	0- 0	0- 0	NEUTRAL	0- 0	0- 0	0- 0				

RPI 1-25				Team's RPI: 5		RPI 26-50				RPI 51-100				RPI 101+					
RPI	S	Opponent	Score		RPI	S	Opponent	Score		RPI	S	Opponent	Score		RPI	S	Opponent	Score	
18	A	Minnesota	60	68	38	A	Virginia Tech	63	73	93	H	George Mason	69	56	129	A	Delaware	54	46
					40	N	Penn St.	68	54	95	H	George Washington	72	57	157	H	Alabama	70	59
															175	A	Towson	75	59
															204	A	FIU	66	53
															208	N	Wright St.	67	60
LAST 12 Division I GAMES:																			
208	N	Wright St.	67	60	157	H	Alabama	70	59										
204	A	FIU	66	53	93	H	George Mason	69	56										
18	A	Minnesota	60	68	129	A	Delaware	54	46										
38	A	Virginia Tech	63	73	175	A	Towson	75	59										
95	H	George Washington	72	57	40	N	Penn St.	68	54										

Non-Div I Games:

Georgetown

Average RPI Win:	154	WON-LOST	WINNING	LAST 10	STRENGTH OF	OPP. STRENGTH	TEAM	ADJ.	CONF.	ADJ CONF.
Average RPI Loss:	25	RECORD	PCT. RANK	GAMES	SCHEDULE	OF SCHEDULE	RPI	RPI	RPI	RPI
DIV. I ONLY	6- 3	92	6- 3	20	39	30	30	2	2	
DIV. I NON-CONF.	6- 3	91	6- 3	20	39	30	30	2	2	
TOTALS	RPI 1-25	RPI 26-50	W-L RECORDS	RPI 51-100	RPI 101-150	RPI 150+				
6- 3	1- 2	0- 1	OVERALL	2- 0	0- 0	3- 0				
5- 0	0- 0	0- 0	HOME	2- 0	0- 0	3- 0				
0- 2	0- 1	0- 1	AWAY	0- 0	0- 0	0- 0				
1- 1	1- 1	0- 0	NEUTRAL	0- 0	0- 0	0- 0				
6- 3	1- 2	0- 1	NON-CONFERENCE	2- 0	0- 0	3- 0				
5- 0	0- 0	0- 0	HOME	2- 0	0- 0	3- 0				
0- 2	0- 1	0- 1	AWAY	0- 0	0- 0	0- 0				
1- 1	1- 1	0- 0	NEUTRAL	0- 0	0- 0	0- 0				
0- 0	0- 0	0- 0	CONFERENCE	0- 0	0- 0	0- 0				
0- 0	0- 0	0- 0	HOME	0- 0	0- 0	0- 0				
0- 0	0- 0	0- 0	AWAY	0- 0	0- 0	0- 0				
0- 0	0- 0	0- 0	NEUTRAL	0- 0	0- 0	0- 0				

RPI 1-25				RPI 26-50				Team's RPI: 30				RPI 51-100				RPI 101+			
RPI	S	Opponent	Score	RPI	S	Opponent	Score	RPI	S	Opponent	Score	RPI	S	Opponent	Score	RPI	S	Opponent	Score
14	N	South Fla.	65 81	47	A	Georgia Tech	45 52	57	H	BYU	81 51	230	H	Furman	67 62				
15	A	Oklahoma St.	51 71					78	H	Mercer	72 64	254	H	Kennesaw St.	82 40				
18	N	Minnesota	70 58									285	H	South Carolina St.	64 50				
LAST 12 Division I GAMES:																			
230	H	Furman	67 62	15	A	Oklahoma St.	51 71	254	H	Kennesaw St.	82 40	14	N	South Fla.	65 81				
78	H	Mercer	72 64									18	N	Minnesota	70 58				
285	H	South Carolina St.	64 50					47	A	Georgia Tech	45 52	47	A	Georgia Tech	45 52				
								57	H	BYU	81 51								

Non-Div I Games:

Georgia

Average RPI Win: 247		WON-LOST	WINNING	LAST 10	STRENGTH OF	OPP. STRENGTH	TEAM	ADJ.	CONF.	ADJ CONF.
Average RPI Loss: 118		RECORD	PCT. RANK	GAMES	SCHEDULE	OF SCHEDULE	RPI	RPI	RPI	RPI
DIV. I ONLY		3- 4	202	3- 4	157	177	178	178	17	17
DIV. I NON-CONF.		3- 4	201	3- 4	156	176	179	179	17	17
TOTALS	RPI 1-25	RPI 26-50		W-L RECORDS		RPI 51-100	RPI 101-150	RPI 150+		
3- 4	0- 0	0- 2		OVERALL		0- 0	0- 0	3- 2		
1- 1	0- 0	0- 0		HOME		0- 0	0- 0	1- 1		
1- 1	0- 0	0- 1		AWAY		0- 0	0- 0	1- 0		
1- 2	0- 0	0- 1		NEUTRAL		0- 0	0- 0	1- 1		
3- 4	0- 0	0- 2		NON-CONFERENCE		0- 0	0- 0	3- 2		
1- 1	0- 0	0- 0		HOME		0- 0	0- 0	1- 1		
1- 1	0- 0	0- 1		AWAY		0- 0	0- 0	1- 0		
1- 2	0- 0	0- 1		NEUTRAL		0- 0	0- 0	1- 1		
0- 0	0- 0	0- 0		CONFERENCE		0- 0	0- 0	0- 0		
0- 0	0- 0	0- 0		HOME		0- 0	0- 0	0- 0		
0- 0	0- 0	0- 0		AWAY		0- 0	0- 0	0- 0		
0- 0	0- 0	0- 0		NEUTRAL		0- 0	0- 0	0- 0		

[illegible]

Non-Div I Games:	Allen	96	58
------------------	-------	----	----

Georgia St.

■ Loss, ■ Non-Conf, S Site, H Home A Away N Neutral

Average RPI Win:	162	WON-LOST	WINNING	LAST 10	STRENGTH OF	OPP. STRENGTH	TEAM	ADJ.	CONF.	ADJ CONF.
Average RPI Loss:	25	RECORD	PCT. RANK	GAMES	SCHEDULE	OF SCHEDULE	RPI	RPI	RPI	RPI
DIV. I ONLY	9- 1	18	9- 1	138	53	47	47	3	3	
DIV. I NON-CONF.	9- 1	18	9- 1	138	53	47	47	3	3	
TOTALS	RPI 1-25	RPI 26-50	W-L RECORDS	RPI 51-100	RPI 101-150	RPI 150+				
9- 1	0- 1	2- 0	OVERALL	1- 0	1- 0	5- 0				
6- 1	0- 1	1- 0	HOME	1- 0	0- 0	4- 0				
1- 0	0- 0	0- 0	AWAY	0- 0	0- 0	1- 0				
2- 0	0- 0	1- 0	NEUTRAL	0- 0	1- 0	0- 0				
9- 1	0- 1	2- 0	NON-CONFERENCE	1- 0	1- 0	5- 0				
6- 1	0- 1	1- 0	HOME	1- 0	0- 0	4- 0				
1- 0	0- 0	0- 0	AWAY	0- 0	0- 0	1- 0				
2- 0	0- 0	1- 0	NEUTRAL	0- 0	1- 0	0- 0				
0- 0	0- 0	0- 0	CONFERENCE	0- 0	0- 0	0- 0				
0- 0	0- 0	0- 0	HOME	0- 0	0- 0	0- 0				
0- 0	0- 0	0- 0	AWAY	0- 0	0- 0	0- 0				
0- 0	0- 0	0- 0	NEUTRAL	0- 0	0- 0	0- 0				

RPI 1-25				RPI 26-50				Team's RPI: 47	RPI 51-100				RPI 101+			
RPI	S	Opponent	Score	RPI	S	Opponent	Score		RPI	S	Opponent	Score	RPI	S	Opponent	Score
25	H	Michigan	52 92	30	H	Georgia	52 45		78	H	Mercer	70 50	147	N	Dayton	81 68
				49	N	Missouri	72 70						178	H	Georgia St.	73 42
													213	H	Samford	62 57
													222	H	Appalachian St.	81 52
													254	A	Kennesaw St.	86 49
													290	H	Alabama St.	70 48
LAST 12 Division I GAMES:																
25	H	Michigan	52 92	222	H	Appalachian St.	81 52									
49	N	Missouri	72 70	78	H	Mercer	70 50									
147	N	Dayton	81 68	178	H	Georgia St.	73 42									
30	H	Georgia	52 45	213	H	Samford	62 57									
254	A	Kennesaw St.	86 49													
290	H	Alabama St.	70 48													

Non-Div I Games:

Georgia Tech

■ Loss,
 ■ Non-Conf, S Site,
 ■ Home
 ■ Away
 N Neutral

Gonzaga

Through Games Of Dec. 11, 2016

Average RPI Win:	204	WON-LOST	WINNING	LAST 10	STRENGTH OF	OPP. STRENGTH	TEAM	ADJ.	CONF.	ADJ CONF.
Average RPI Loss:	17	RECORD	PCT. RANK	GAMES	SCHEDULE	OF SCHEDULE	RPI	RPI	RPI	RPI
DIV. I ONLY	7- 2	50	7- 2	180	43	79	79	10	10	
DIV. I NON-CONF.	7- 2	50	7- 2	181	43	80	80	10	10	
TOTALS	RPI 1-25	RPI 26-50	W-L RECORDS	RPI 51-100	RPI 101-150	RPI 150+				
7- 2	0- 2	1- 0	OVERALL	1- 0	1- 0	4- 0				
4- 0	0- 0	0- 0	HOME	1- 0	0- 0	3- 0				
2- 0	0- 0	1- 0	AWAY	0- 0	1- 0	0- 0				
1- 2	0- 2	0- 0	NEUTRAL	0- 0	0- 0	1- 0				
7- 2	0- 2	1- 0	NON-CONFERENCE	1- 0	1- 0	4- 0				
4- 0	0- 0	0- 0	HOME	1- 0	0- 0	3- 0				
2- 0	0- 0	1- 0	AWAY	0- 0	1- 0	0- 0				
1- 2	0- 2	0- 0	NEUTRAL	0- 0	0- 0	1- 0				
0- 0	0- 0	0- 0	CONFERENCE	0- 0	0- 0	0- 0				
0- 0	0- 0	0- 0	HOME	0- 0	0- 0	0- 0				
0- 0	0- 0	0- 0	AWAY	0- 0	0- 0	0- 0				
0- 0	0- 0	0- 0	NEUTRAL	0- 0	0- 0	0- 0				

RPI 1-25				RPI 26-50				RPI 51-100				Team's RPI: 79		RPI 101+			
RPI	S	Opponent	Score	RPI	S	Opponent	Score	RPI	S	Opponent	Score			RPI	S	Opponent	Score
9	N	Florida St.	69 87	50	A	Stanford	68 63	58	H	Washington St.	79 61			120	A	Eastern Wash.	73 54
25	N	Michigan	66 78											286	H	Presbyterian	79 39
														289	H	UC Irvine	102 38
														297	H	Nicholls St.	78 46
														328	N	Winthrop	71 41
LAST 12 Division I GAMES:																	
				25	N	Michigan	66 78			120	A	Eastern Wash.	73 54				
				50	A	Stanford	68 63			58	H	Washington St.	79 61				
				289	H	UC Irvine	102 38			286	H	Presbyterian	79 39				
				297	H	Nicholls St.	78 46			328	N	Winthrop	71 41				
										9	N	Florida St.	69 87				

Non-Div I Games:

Gonzaga

■ Loss,
 ■ Non-Conf, S Site,
 ■ Home
 ■ Away
 N Neutral

Average RPI Win: 346	WON-LOST	WINNING	LAST 10	STRENGTH OF	OPP. STRENGTH	TEAM	ADJ.	CONF.	ADJ CONF.
Average RPI Loss: 142	RECORD	PCT. RANK	GAMES	SCHEDULE	OF SCHEDULE	RPI	RPI	RPI	RPI
DIV. I ONLY	1- 6	299	1- 6	157	289	271	271	30	30
DIV. I NON-CONF.	1- 6	298	1- 6	156	287	268	268	30	30
TOTALS	RPI 1-25	RPI 26-50	W-L RECORDS	RPI 51-100	RPI 101-150	RPI 150+			
1- 6	0- 1	0- 0	OVERALL	0- 1	0- 1	1- 3			
0- 1	0- 0	0- 0	HOME	0- 0	0- 0	0- 1			
1- 4	0- 0	0- 0	AWAY	0- 0	0- 0	1- 0			
0- 1	0- 0	0- 0	NEUTRAL	0- 1	0- 0	0- 0			
1- 6	0- 1	0- 0	NON-CONFERENCE	0- 1	0- 1	1- 3			
0- 1	0- 0	0- 0	HOME	0- 0	0- 0	0- 1			
1- 4	0- 1	0- 0	AWAY	0- 0	0- 1	1- 2			
0- 1	0- 0	0- 0	NEUTRAL	0- 1	0- 0	0- 0			
0- 0	0- 0	0- 0	CONFERENCE	0- 0	0- 0	0- 0			
0- 0	0- 0	0- 0	HOME	0- 0	0- 0	0- 0			
0- 0	0- 0	0- 0	AWAY	0- 0	0- 0	0- 0			
0- 0	0- 0	0- 0	NEUTRAL	0- 0	0- 0	0- 0			

RPI 1-25			RPI 26-50			RPI 51-100			RPI 101+			Team's RPI: 271
RPI	S	Opponent	Score	RPI	S	Opponent	Score	RPI	S	Opponent	Score	
11	A	Miami (FL)	61 89					83	N	Fordham	53 59	
								106	A	Tulane	56 79	
								165	A	TCU	47 83	
								188	A	Louisiana Tech	55 69	
								297	H	Nicholls St.	60 71	
								346	A	La.-Monroe	59 54	
LAST 12 Division I GAMES:												
297	H	Nicholls St.	60 71	11	A	Miami (FL)	61 89					
83	N	Fordham	53 59	165	A	TCU	47 83					
				188	A	Louisiana Tech	55 69					
				346	A	La.-Monroe	59 54					
				106	A	Tulane	56 79					

Non-Div I Games:

Grambling

■ Loss,
 ■ Non-Conf, S Site,
 ■ Home
 ■ Away
 N Neutral

Grand Canyon

Through Games Of Dec. 11, 2016

Average RPI Win:	265	WON-LOST	WINNING	LAST 10	STRENGTH OF	OPP. STRENGTH	TEAM	ADJ.	CONF.	ADJ CONF.
Average RPI Loss:	69	RECORD	PCT. RANK	GAMES	SCHEDULE	OF SCHEDULE	RPI	RPI	RPI	RPI
DIV. I ONLY	5- 4	139	5- 4	179	186	167	167	29	29	
DIV. I NON-CONF.	5- 4	142	5- 4	180	186	168	168	29	29	
TOTALS	RPI 1-25	RPI 26-50	W-L RECORDS	RPI 51-100	RPI 101-150	RPI 150+				
5- 4	0- 1	0- 1	OVERALL	0- 0	1- 2	4- 0				
5- 1	0- 1	0- 0	HOME	0- 0	1- 0	4- 0				
0- 3	0- 0	0- 1	AWAY	0- 0	0- 2	0- 0				
0- 0	0- 0	0- 0	NEUTRAL	0- 0	0- 0	0- 0				
5- 4	0- 1	0- 1	NON-CONFERENCE	0- 0	1- 2	4- 0				
5- 1	0- 1	0- 0	HOME	0- 0	1- 0	4- 0				
0- 3	0- 0	0- 1	AWAY	0- 0	0- 2	0- 0				
0- 0	0- 0	0- 0	NEUTRAL	0- 0	0- 0	0- 0				
0- 0	0- 0	0- 0	CONFERENCE	0- 0	0- 0	0- 0				
0- 0	0- 0	0- 0	HOME	0- 0	0- 0	0- 0				
0- 0	0- 0	0- 0	AWAY	0- 0	0- 0	0- 0				
0- 0	0- 0	0- 0	NEUTRAL	0- 0	0- 0	0- 0				

RPI 1-25				RPI 26-50				RPI 51-100				RPI 101+ Team's RPI: 167			
RPI	S	Opponent	Score	RPI	S	Opponent	Score	RPI	S	Opponent	Score	RPI	S	Opponent	Score
8	H	Washington	66 101	42	A	Duke	47 90					102	A	Rice	50 64
												123	A	UC Riverside	64 77
												124	H	Idaho	64 60
												259	H	Fla. Atlantic	81 60
												275	H	Cal Poly	64 59
												325	H	Denver	73 70
												344	H	Alcorn	77 44
LAST 12 Division I GAMES:															
259	H	Fla. Atlantic	81 60	275	H	Cal Poly	64 59								
8	H	Washington	66 101	42	A	Duke	47 90								
123	A	UC Riverside	64 77	344	H	Alcorn	77 44								
124	H	Idaho	64 60												
325	H	Denver	73 70												
102	A	Rice	50 64												

Non-Div I Games:

Grand Canyon

■ Loss,
 ■ Non-Conf, S Site,
 ■ Home
 ■ Away
 N Neutral

Green Bay

Through Games of Dec. 11, 1910

Average RPI Win:	97	WON-LOST	WINNING	LAST 10	STRENGTH OF	OPP. STRENGTH	TEAM	ADJ.	CONF.	ADJ CONF.
Average RPI Loss:	2	RECORD	PCT. RANK	GAMES	SCHEDULE	OF SCHEDULE	RPI	RPI	RPI	RPI
DIV. I ONLY	8- 1	23	0- 1	25	3	3	3	21	21	
DIV. I NON-CONF.	8- 1	23	0- 1	25	3	3	3	21	21	
TOTALS	RPI 1-25	RPI 26-50	W-L RECORDS	RPI 51-100	RPI 101-150	RPI 150+				
8- 1	0- 1	2- 0	OVERALL	3- 0	2- 0	1- 0				
3- 0	0- 0	2- 0	HOME	1- 0	0- 0	0- 0				
5- 1	0- 1	0- 0	AWAY	2- 0	2- 0	1- 0				
0- 0	0- 0	0- 0	NEUTRAL	0- 0	0- 0	0- 0				
8- 1	0- 1	2- 0	NON-CONFERENCE	3- 0	2- 0	1- 0				
3- 0	0- 0	2- 0	HOME	1- 0	0- 0	0- 0				
5- 1	0- 1	0- 0	AWAY	2- 0	2- 0	1- 0				
0- 0	0- 0	0- 0	NEUTRAL	0- 0	0- 0	0- 0				
0- 0	0- 0	0- 0	CONFERENCE	0- 0	0- 0	0- 0				
0- 0	0- 0	0- 0	HOME	0- 0	0- 0	0- 0				
0- 0	0- 0	0- 0	AWAY	0- 0	0- 0	0- 0				
0- 0	0- 0	0- 0	NEUTRAL	0- 0	0- 0	0- 0				

RPI 1-25				RPI 26-50				RPI 51-100				RPI 101+			
RPI	S	Opponent	Score	RPI	S	Opponent	Score	RPI	S	Opponent	Score	RPI	S	Opponent	Score
2	A	Notre Dame	67 71	37	H	Elon	71 56	52	A	Marquette	78 63	125	A	Belmont	62 53
				45	H	Drake	71 48	60	A	South Dakota St.	67 43	128	A	Chattanooga	71 55
								63	H	Little Rock	57 31	262	A	Bradley	68 43
LAST 12 Division I GAMES:															
262	A	Bradley	68 43	2	A	Notre Dame	67 71	52	A	Marquette	78 63				
128	A	Chattanooga	71 55	60	A	South Dakota St.	67 43	45	H	Drake	71 48				
125	A	Belmont	62 53												
63	H	Little Rock	57 31												
37	H	Elon	71 56												

Non-Div I Games:

Green Bay

■ Loss,
■ Non-Conf, S Site,
■ Home
■ Away
N Neutral

Average RPI Win:	180	WON-LOST	WINNING	LAST 10	STRENGTH OF	OPP. STRENGTH	TEAM	ADJ.	CONF.	ADJ CONF.
Average RPI Loss:	54	RECORD	PCT. RANK	GAMES	SCHEDULE	OF SCHEDULE	RPI	RPI	RPI	RPI
DIV. I ONLY	4- 5	181	4- 5	67	35	81	81	31	31	
DIV. I NON-CONF.	4- 5	183	4- 5	67	35	81	81	31	31	
TOTALS	RPI 1-25	RPI 26-50	W-L RECORDS	RPI 51-100	RPI 101-150	RPI 150+				
4- 5	0- 1	0- 2	OVERALL	1- 1	1- 1	2- 0				
1- 0	0- 0	0- 0	HOME	1- 0	0- 0	0- 0				
0- 5	0- 1	0- 2	AWAY	0- 1	0- 1	0- 0				
3- 0	0- 0	0- 0	NEUTRAL	0- 0	1- 0	2- 0				
4- 5	0- 1	0- 2	NON-CONFERENCE	1- 1	1- 1	2- 0				
1- 0	0- 0	0- 0	HOME	1- 0	0- 0	0- 0				
0- 5	0- 1	0- 2	AWAY	0- 1	0- 1	0- 0				
3- 0	0- 0	0- 0	NEUTRAL	0- 0	1- 0	2- 0				
0- 0	0- 0	0- 0	CONFERENCE	0- 0	0- 0	0- 0				
0- 0	0- 0	0- 0	HOME	0- 0	0- 0	0- 0				
0- 0	0- 0	0- 0	AWAY	0- 0	0- 0	0- 0				
0- 0	0- 0	0- 0	NEUTRAL	0- 0	0- 0	0- 0				

RPI 1-25				RPI 26-50				RPI 51-100 Team's RPI: 81				RPI 101+			
RPI	S	Opponent	Score	RPI	S	Opponent	Score	RPI	S	Opponent	Score	RPI	S	Opponent	Score
4	A	South Carolina	38 92	26	A	Northwestern	48 67	55	A	North Carolina St.	56 81	101	N	Maine	58 49
				44	A	Iowa	51 84	68	H	Temple	71 65	140	A	James Madison	50 71
												250	N	Saint Peter's	71 42
												302	N	Lafayette	58 55
LAST 12 Division I GAMES:															
68	H	Temple	71 65	140	A	James Madison	50 71								
44	A	Iowa	51 84	302	N	Lafayette	58 55								
26	A	Northwestern	48 67	101	N	Maine	58 49								
				250	N	Saint Peter's	71 42								
				4	A	South Carolina	38 92								
				55	A	North Carolina St.	56 81								

Non-Div I Games:

Hampton

Average RPI Win:	225	WON-LOST	WINNING	LAST 10	STRENGTH OF	OPP. STRENGTH	TEAM	ADJ.	CONF.	ADJ CONF.
Average RPI Loss:	110	RECORD	PCT. RANK	GAMES	SCHEDULE	OF SCHEDULE	RPI	RPI	RPI	RPI
DIV. I ONLY	7- 4	112	6- 4	253	174	174	174	25	25	
DIV. I NON-CONF.	7- 4	113	7- 4	255	173	176	176	25	25	
TOTALS	RPI 1-25	RPI 26-50	W-L RECORDS	RPI 51-100	RPI 101-150	RPI 150+				
7- 4	0- 0	0- 0	OVERALL	0- 1	0- 3	7- 0				
3- 3	0- 0	0- 0	HOME	0- 0	0- 3	3- 0				
2- 1	0- 0	0- 0	AWAY	0- 1	0- 0	2- 0				
2- 0	0- 0	0- 0	NEUTRAL	0- 0	0- 0	2- 0				
7- 4	0- 0	0- 0	NON-CONFERENCE	0- 1	0- 3	7- 0				
3- 3	0- 0	0- 0	HOME	0- 0	0- 3	3- 0				
2- 1	0- 0	0- 0	AWAY	0- 1	0- 0	2- 0				
2- 0	0- 0	0- 0	NEUTRAL	0- 0	0- 0	2- 0				
0- 0	0- 0	0- 0	CONFERENCE	0- 0	0- 0	0- 0				
0- 0	0- 0	0- 0	HOME	0- 0	0- 0	0- 0				
0- 0	0- 0	0- 0	AWAY	0- 0	0- 0	0- 0				
0- 0	0- 0	0- 0	NEUTRAL	0- 0	0- 0	0- 0				

RPI 1-25			RPI 26-50			RPI 51-100			RPI 101+			Team's RPI: 174
RPI	S	Opponent	Score	RPI	S	Opponent	Score	RPI	S	Opponent	Score	
						74 A Niagara	62 75			109 H Quinnipiac	59 82	
										113 H Providence	65 77	
										142 H FGCU	63 70	
										158 H Boston College	65 56	
										184 H Sacred Heart	81 64	
										211 H Massachusetts	75 56	
										215 N Norfolk St.	61 51	
										227 N Monmouth	75 72	
										264 A Siena	80 76	
										315 A Central Conn. St.	68 58	
LAST 12 Division I GAMES:												
						109 H Quinnipiac	59 82			215 N Norfolk St.	61 51	
						74 A Niagara	62 75			227 N Monmouth	75 72	
						184 H Sacred Heart	81 64			113 H Providence	65 77	
						211 H Massachusetts	75 56			264 A Siena	80 76	
						158 H Boston College	65 56			315 A Central Conn. St.	68 58	
										142 H FGCU	63 70	

Non-Div I Games:

Hartford

■ Loss,
 ■ Non-Conf, S Site,
 ■ Home
 ■ Away
 N Neutral

Average RPI Win:	211	WON-LOST	WINNING	LAST 10	STRENGTH OF	OPP. STRENGTH	TEAM	ADJ.	CONF.	ADJ CONF.
Average RPI Loss:	18	RECORD	PCT. RANK	GAMES	SCHEDULE	OF SCHEDULE	RPI	RPI	RPI	RPI
DIV. I ONLY	8- 1	23	8- 1	229	133	65	65	15	15	
DIV. I NON-CONF.	8- 1	23	8- 1	230	134	66	66	15	15	
TOTALS	RPI 1-25	RPI 26-50	W-L RECORDS	RPI 51-100	RPI 101-150	RPI 150+				
8- 1	0- 1	0- 0	OVERALL	1- 0	1- 0	6- 0				
5- 0	0- 0	0- 0	HOME	1- 0	1- 0	3- 0				
3- 1	0- 1	0- 0	AWAY	0- 0	0- 0	3- 0				
0- 0	0- 0	0- 0	NEUTRAL	0- 0	0- 0	0- 0				
8- 1	0- 1	0- 0	NON-CONFERENCE	1- 0	1- 0	6- 0				
5- 0	0- 0	0- 0	HOME	1- 0	1- 0	3- 0				
3- 1	0- 1	0- 0	AWAY	0- 0	0- 0	3- 0				
0- 0	0- 0	0- 0	NEUTRAL	0- 0	0- 0	0- 0				
0- 0	0- 0	0- 0	CONFERENCE	0- 0	0- 0	0- 0				
0- 0	0- 0	0- 0	HOME	0- 0	0- 0	0- 0				
0- 0	0- 0	0- 0	AWAY	0- 0	0- 0	0- 0				
0- 0	0- 0	0- 0	NEUTRAL	0- 0	0- 0	0- 0				

RPI 1-25				RPI 26-50				RPI 51-100				Team's RPI: 65		RPI 101+			
RPI	S	Opponent	Score	RPI	S	Opponent	Score	RPI	S	Opponent	Score			RPI	S	Opponent	Score
18	A	Minnesota	87 103					68	H	Temple	73 62			101	H	Maine	69 62
														184	A	Sacred Heart	68 60
														195	A	Kansas	69 59
														213	H	Samford	57 52
														272	H	Fairfield	58 44
														326	H	NJIT	59 38
														331	A	Boston U.	65 52
LAST 12 Division I GAMES:																	
				195	A	Kansas	69 59					331	A	Boston U.	65 52		
				326	H	NJIT	59 38					213	H	Samford	57 52		
				68	H	Temple	73 62					101	H	Maine	69 62		
				184	A	Sacred Heart	68 60					18	A	Minnesota	87 103		
				272	H	Fairfield	58 44										

Non-Div I Games:

Harvard

Average RPI Win:	277	WON-LOST	WINNING	LAST 10	STRENGTH OF	OPP. STRENGTH	TEAM	ADJ.	CONF.	ADJ CONF.
Average RPI Loss:	96	RECORD	PCT. RANK	GAMES	SCHEDULE	OF SCHEDULE	RPI	RPI	RPI	RPI
DIV. I ONLY	2- 6	261	2- 6	69	145	220	220	22	22	
DIV. I NON-CONF.	2- 6	260	2- 6	69	148	221	221	22	22	
TOTALS	RPI 1-25	RPI 26-50	W-L RECORDS	RPI 51-100	RPI 101-150	RPI 150+				
2- 6	0- 2	0- 1	OVERALL	0- 1	0- 0	2- 2				
2- 3	0- 1	0- 0	HOME	0- 1	0- 0	2- 1				
0- 3	0- 1	0- 1	AWAY	0- 0	0- 0	0- 1				
0- 0	0- 0	0- 0	NEUTRAL	0- 0	0- 0	0- 0				
2- 6	0- 2	0- 1	NON-CONFERENCE	0- 1	0- 0	2- 2				
2- 3	0- 1	0- 0	HOME	0- 1	0- 0	2- 1				
0- 3	0- 1	0- 1	AWAY	0- 0	0- 0	0- 1				
0- 0	0- 0	0- 0	NEUTRAL	0- 0	0- 0	0- 0				
0- 0	0- 0	0- 0	CONFERENCE	0- 0	0- 0	0- 0				
0- 0	0- 0	0- 0	HOME	0- 0	0- 0	0- 0				
0- 0	0- 0	0- 0	AWAY	0- 0	0- 0	0- 0				
0- 0	0- 0	0- 0	NEUTRAL	0- 0	0- 0	0- 0				

RPI 1-25				RPI 26-50				RPI 51-100				RPI 101+ Team's RPI: 220			
RPI	S	Opponent	Score	RPI	S	Opponent	Score	RPI	S	Opponent	Score	RPI	S	Opponent	Score
6	H	Mississippi St.	41 66	27	A	Southern California	44 76	66	H	Oregon	49 86	219	H	San Jose St.	61 77
13	A	UCLA	49 72									236	H	New Mexico St.	56 53
												244	A	CSU Bakersfield	51 58
												317	H	Youngstown St.	72 50
LAST 12 Division I GAMES:															
66	H	Oregon	49 86	13	A	UCLA	49 72								
219	H	San Jose St.	61 77	6	H	Mississippi St.	41 66								
236	H	New Mexico St.	56 53												
317	H	Youngstown St.	72 50												
244	A	CSU Bakersfield	51 58												
27	A	Southern California	44 76												

Non-Div I Games: Hawaii Pacific 88 54

Hawaii

Average RPI Win:	0	WON-LOST	WINNING	LAST 10	STRENGTH OF	OPP. STRENGTH	TEAM	ADJ.	CONF.	ADJ CONF.
Average RPI Loss:	163	RECORD	PCT. RANK	GAMES	SCHEDULE	OF SCHEDULE	RPI	RPI	RPI	RPI
DIV. I ONLY	0- 7	326	0- 7	46	333	292	292	26	26	
DIV. I NON-CONF.	0- 7	325	0- 7	46	333	289	289	26	26	
TOTALS	RPI 1-25	RPI 26-50	W-L RECORDS	RPI 51-100	RPI 101-150	RPI 150+				
0- 7	0- 0	0- 0	OVERALL	0- 2	0- 0	0- 5				
0- 3	0- 0	0- 0	HOME	0- 1	0- 0	0- 2				
0- 4	0- 0	0- 0	AWAY	0- 0	0- 0	0- 0				
0- 0	0- 0	0- 0	NEUTRAL	0- 0	0- 0	0- 0				
0- 7	0- 0	0- 0	NON-CONFERENCE	0- 2	0- 0	0- 5				
0- 3	0- 0	0- 0	HOME	0- 1	0- 0	0- 2				
0- 4	0- 0	0- 0	AWAY	0- 1	0- 0	0- 3				
0- 0	0- 0	0- 0	NEUTRAL	0- 0	0- 0	0- 0				
0- 0	0- 0	0- 0	CONFERENCE	0- 0	0- 0	0- 0				
0- 0	0- 0	0- 0	HOME	0- 0	0- 0	0- 0				
0- 0	0- 0	0- 0	AWAY	0- 0	0- 0	0- 0				
0- 0	0- 0	0- 0	NEUTRAL	0- 0	0- 0	0- 0				

RPI 1-25				RPI 26-50				RPI 51-100				RPI 101+				Team's RPI: 292	
RPI	S	Opponent	Score	RPI	S	Opponent	Score	RPI	S	Opponent	Score	RPI	S	Opponent	Score		
								51	A	West Virginia	59	82	154	H	Stetson	47	81
								69	H	Ohio	48	76	180	A	Ole Miss	62	73
													196	A	UAB	66	75
													215	H	Norfolk St.	60	63
													273	A	Davidson	72	82
LAST 12 Division I GAMES:																	
				69	H	Ohio	48	76	273	A	Davidson	72	82				
									154	H	Stetson	47	81				
									215	H	Norfolk St.	60	63				
									51	A	West Virginia	59	82				
									196	A	UAB	66	75				
									180	A	Ole Miss	62	73				

Non-Div I Games: Brevard 89 42

High Point

Average RPI Win: 231		WON-LOST	WINNING	LAST 10	STRENGTH OF	OPP. STRENGTH	TEAM	ADJ.	CONF.	ADJ CONF.
Average RPI Loss: 111		RECORD	PCT. RANK	GAMES	SCHEDULE	OF SCHEDULE	RPI	RPI	RPI	RPI
DIV. I ONLY		6- 3	92	6- 3	170	217	96	96	8	8
DIV. I NON-CONF.		6- 3	91	6- 3	169	219	94	94	8	8
TOTALS		RPI 1-25	RPI 26-50		W-L RECORDS		RPI 51-100	RPI 101-150	RPI 150+	
6- 3	0- 1	0- 0		OVERALL		0- 1	1- 0	5- 1		
4- 0	0- 0	0- 0		HOME		0- 0	0- 0	4- 0		
2- 3	0- 1	0- 0		AWAY		0- 1	1- 0	1- 1		
0- 0	0- 0	0- 0		NEUTRAL		0- 0	0- 0	0- 0		
6- 3	0- 1	0- 0		NON-CONFERENCE		0- 1	1- 0	5- 1		
4- 0	0- 0	0- 0		HOME		0- 0	0- 0	4- 0		
2- 3	0- 1	0- 0		AWAY		0- 1	1- 0	1- 1		
0- 0	0- 0	0- 0		NEUTRAL		0- 0	0- 0	0- 0		
0- 0	0- 0	0- 0		CONFERENCE		0- 0	0- 0	0- 0		
0- 0	0- 0	0- 0		HOME		0- 0	0- 0	0- 0		
0- 0	0- 0	0- 0		AWAY		0- 0	0- 0	0- 0		
0- 0	0- 0	0- 0		NEUTRAL		0- 0	0- 0	0- 0		

RPI 1-25				RPI 26-50				RPI 51-100 Team's RPI: 96				RPI 101+			
RPI	S	Opponent	Score	RPI	S	Opponent	Score	RPI	S	Opponent	Score	RPI	S	Opponent	Score
20	A	Buffalo	50 74					85	A	Navy	69 78	115	A	UC Davis	64 60
												211	H	Massachusetts	71 55
												224	A	Stony Brook	67 64
												228	A	Sacramento St.	85 97
												243	H	American	72 67
												294	H	Delaware St.	64 44
												300	H	Marist	62 42
LAST 12 Division I GAMES:															
243	H	American	72 67	294	H	Delaware St.	64 44								
211	H	Massachusetts	71 55	85	A	Navy	69 78								
20	A	Buffalo	50 74	224	A	Stony Brook	67 64								
115	A	UC Davis	64 60	300	H	Marist	62 42								
228	A	Sacramento St.	85 97												

Non-Div I Games:

Hofstra

Holy Cross

Through Games Of Dec. 11, 2016

Average RPI Win:	320	WON-LOST	WINNING	LAST 10	STRENGTH OF	OPP. STRENGTH	TEAM	ADJ.	CONF.	ADJ CONF.
Average RPI Loss:	177	RECORD	PCT. RANK	GAMES	SCHEDULE	OF SCHEDULE	RPI	RPI	RPI	RPI
DIV. I ONLY	2- 7	280	2- 7	247	307	319	319	24	24	
DIV. I NON-CONF.	2- 7	279	2- 7	248	307	319	319	24	24	
TOTALS	RPI 1-25	RPI 26-50	W-L RECORDS	RPI 51-100	RPI 101-150	RPI 150+				
2- 7	0- 0	0- 1	OVERALL	0- 0	0- 2	2- 4				
2- 3	0- 0	0- 1	HOME	0- 0	0- 2	2- 0				
0- 4	0- 0	0- 0	AWAY	0- 0	0- 0	0- 4				
0- 0	0- 0	0- 0	NEUTRAL	0- 0	0- 0	0- 0				
2- 7	0- 0	0- 1	NON-CONFERENCE	0- 0	0- 2	2- 4				
2- 3	0- 0	0- 1	HOME	0- 0	0- 2	2- 0				
0- 4	0- 0	0- 0	AWAY	0- 0	0- 0	0- 4				
0- 0	0- 0	0- 0	NEUTRAL	0- 0	0- 0	0- 0				
0- 0	0- 0	0- 0	CONFERENCE	0- 0	0- 0	0- 0				
0- 0	0- 0	0- 0	HOME	0- 0	0- 0	0- 0				
0- 0	0- 0	0- 0	AWAY	0- 0	0- 0	0- 0				
0- 0	0- 0	0- 0	NEUTRAL	0- 0	0- 0	0- 0				

RPI 1-25				RPI 26-50				RPI 51-100				RPI 101+				Team's RPI: 319	
RPI	S	Opponent	Score	RPI	S	Opponent	Score	RPI	S	Opponent	Score	RPI	S	Opponent	Score		
				40	H	Penn St.	48 84					109	H	Quinnipiac	55 78		
												150	H	Yale	70 71		
												169	A	Manhattan	56 60		
												199	A	Bryant	74 76		
												268	A	Dartmouth	49 53		
												300	H	Marist	50 46		
												305	A	Vermont	52 63		
												340	H	UMass Lowell	62 47		
LAST 12 Division I GAMES:																	
				305	A	Vermont	52 63	340	H	UMass Lowell	62 47						
				150	H	Yale	70 71	40	H	Penn St.	48 84						
				268	A	Dartmouth	49 53	169	A	Manhattan	56 60						
				300	H	Marist	50 46										
				109	H	Quinnipiac	55 78										
				199	A	Bryant	74 76										

Non-Div I Games:

Holy Cross

■ Loss,
 ■ Non-Conf, S Site,
 ■ Home
 ■ Away
 N Neutral

Average RPI Win:	220	WON-LOST	WINNING	LAST 10	STRENGTH OF	OPP. STRENGTH	TEAM	ADJ.	CONF.	ADJ CONF.
Average RPI Loss:	112	RECORD	PCT. RANK	GAMES	SCHEDULE	OF SCHEDULE	RPI	RPI	RPI	RPI
DIV. I ONLY	4- 5	181	4- 5	200	140	205	205	5	5	
DIV. I NON-CONF.	4- 5	183	4- 5	202	143	207	207	5	5	
TOTALS	RPI 1-25	RPI 26-50	W-L RECORDS	RPI 51-100	RPI 101-150	RPI 150+				
4- 5	0- 0	0- 1	OVERALL	0- 2	0- 1	4- 1				
3- 2	0- 0	0- 0	HOME	0- 1	0- 0	3- 1				
1- 3	0- 0	0- 1	AWAY	0- 1	0- 1	1- 0				
0- 0	0- 0	0- 0	NEUTRAL	0- 0	0- 0	0- 0				
4- 5	0- 0	0- 1	NON-CONFERENCE	0- 2	0- 1	4- 1				
3- 2	0- 0	0- 0	HOME	0- 1	0- 0	3- 1				
1- 3	0- 0	0- 1	AWAY	0- 1	0- 1	1- 0				
0- 0	0- 0	0- 0	NEUTRAL	0- 0	0- 0	0- 0				
0- 0	0- 0	0- 0	CONFERENCE	0- 0	0- 0	0- 0				
0- 0	0- 0	0- 0	HOME	0- 0	0- 0	0- 0				
0- 0	0- 0	0- 0	AWAY	0- 0	0- 0	0- 0				
0- 0	0- 0	0- 0	NEUTRAL	0- 0	0- 0	0- 0				

RPI 1-25				RPI 26-50				RPI 51-100				RPI 101+				Team's RPI: 205	
RPI	S	Opponent	Score	RPI	S	Opponent	Score	RPI	S	Opponent	Score	RPI	S	Opponent	Score		
				41	A	Texas Tech	60 84	62	A	UNLV	53 64	138	A	Long Beach St.	55 65		
								78	H	Mercer	60 64	192	H	Col. of Charleston	79 63		
												210	A	UTRGV	68 52		
												237	H	Southeastern La.	83 80		
												239	H	Texas St.	56 61		
												241	H	Rutgers	53 51		
LAST 12 Division I GAMES:																	
239	H	Texas St.	56 61	241	H	Rutgers	53 51										
138	A	Long Beach St.	55 65	41	A	Texas Tech	60 84										
62	A	UNLV	53 64	192	H	Col. of Charleston	79 63										
237	H	Southeastern La.	83 80	210	A	UTRGV	68 52										
				78	H	Mercer	60 64										

Non-Div I Games:

Houston

■ Loss,
 ■ Non-Conf,
 S Site,
 ■ Home
 ■ Away
 N Neutral

Houston Baptist

Through Games Of Dec. 11, 2016

Average RPI Win:	0	WON-LOST	WINNING	LAST 10	STRENGTH OF	OPP. STRENGTH	TEAM	ADJ.	CONF.	ADJ CONF.
Average RPI Loss:	152	RECORD	PCT. RANK	GAMES	SCHEDULE	OF SCHEDULE	RPI	RPI	RPI	RPI
DIV. I ONLY	0- 6	326	0- 6	180	235	321	321	27	27	
DIV. I NON-CONF.	0- 6	325	0- 6	181	234	321	321	27	27	
TOTALS	RPI 1-25	RPI 26-50	W-L RECORDS	RPI 51-100	RPI 101-150	RPI 150+				
0- 6	0- 1	0- 0	OVERALL	0- 1	0- 2	0- 2				
0- 3	0- 0	0- 0	HOME	0- 0	0- 2	0- 1				
0- 3	0- 0	0- 0	AWAY	0- 0	0- 0	0- 0				
0- 0	0- 0	0- 0	NEUTRAL	0- 0	0- 0	0- 0				
0- 6	0- 1	0- 0	NON-CONFERENCE	0- 1	0- 2	0- 2				
0- 3	0- 0	0- 0	HOME	0- 0	0- 2	0- 1				
0- 3	0- 1	0- 0	AWAY	0- 1	0- 0	0- 1				
0- 0	0- 0	0- 0	NEUTRAL	0- 0	0- 0	0- 0				
0- 0	0- 0	0- 0	CONFERENCE	0- 0	0- 0	0- 0				
0- 0	0- 0	0- 0	HOME	0- 0	0- 0	0- 0				
0- 0	0- 0	0- 0	AWAY	0- 0	0- 0	0- 0				
0- 0	0- 0	0- 0	NEUTRAL	0- 0	0- 0	0- 0				

RPI 1-25				RPI 26-50				RPI 51-100				RPI 101+ Team's RPI: 321			
RPI	S	Opponent	Score	RPI	S	Opponent	Score	RPI	S	Opponent	Score	RPI	S	Opponent	Score
19	A	Baylor	43 118					90	A	Texas	46 98	102	H	Rice	53 79
												114	H	Oral Roberts	65 75
												287	H	Texas Southern	34 50
												298	A	UTEP	45 75
LAST 12 Division I GAMES:															
287	H	Texas Southern	34 50	114	H	Oral Roberts	65 75	90	A	Texas	46 98	102	H	Rice	53 79
298	A	UTEP	45 75	19	A	Baylor	43 118								

Non-Div I Games: S'western Assemblie71 52 Arlington Baptist 75 55

Houston Baptist

Loss, Non-Conf, S Site, H Home A Away N Neutral

Average RPI Win:	318	WON-LOST	WINNING	LAST 10	STRENGTH OF	OPP. STRENGTH	TEAM	ADJ.	CONF.	ADJ CONF.
Average RPI Loss:	130	RECORD	PCT. RANK	GAMES	SCHEDULE	OF SCHEDULE	RPI	RPI	RPI	RPI
DIV. I ONLY	2- 6	261	2- 6	121	277	200	200	31	31	
DIV. I NON-CONF.	2- 6	260	2- 6	121	275	202	202	31	31	
TOTALS	RPI 1-25	RPI 26-50	W-L RECORDS	RPI 51-100	RPI 101-150	RPI 150+				
2- 6	0- 1	0- 0	OVERALL	0- 1	0- 1	2- 3				
1- 0	0- 0	0- 0	HOME	0- 0	0- 0	1- 0				
1- 6	0- 1	0- 0	AWAY	0- 1	0- 1	1- 3				
0- 0	0- 0	0- 0	NEUTRAL	0- 0	0- 0	0- 0				
2- 6	0- 1	0- 0	NON-CONFERENCE	0- 1	0- 1	2- 3				
1- 0	0- 0	0- 0	HOME	0- 0	0- 0	1- 0				
1- 6	0- 1	0- 0	AWAY	0- 1	0- 1	1- 3				
0- 0	0- 0	0- 0	NEUTRAL	0- 0	0- 0	0- 0				
0- 0	0- 0	0- 0	CONFERENCE	0- 0	0- 0	0- 0				
0- 0	0- 0	0- 0	HOME	0- 0	0- 0	0- 0				
0- 0	0- 0	0- 0	AWAY	0- 0	0- 0	0- 0				
0- 0	0- 0	0- 0	NEUTRAL	0- 0	0- 0	0- 0				

RPI 1-25				RPI 26-50				RPI 51-100				RPI 101+ Team's RPI: 200			
RPI	S	Opponent	Score	RPI	S	Opponent	Score	RPI	S	Opponent	Score	RPI	S	Opponent	Score
25	A	Michigan	41 109					51	A	West Virginia	49 95	122	A	Cornell	55 67
												181	A	Brown	78 83
												194	A	Cincinnati	56 66
												207	A	Robert Morris	42 59
												303	A	St. Francis Brooklyn	78 63
												332	H	Mt. St. Mary's	95 62
LAST 12 Division I GAMES:															
303	A	St. Francis Brooklyn	78 63	332	H	Mt. St. Mary's	95 62								
194	A	Cincinnati	56 66	207	A	Robert Morris	42 59								
122	A	Cornell	55 67												
25	A	Michigan	41 109												
51	A	West Virginia	49 95												
181	A	Brown	78 83												

Non-Div I Games:

Howard

Average RPI Win:	193	WON-LOST	WINNING	LAST 10	STRENGTH OF	OPP. STRENGTH	TEAM	ADJ.	CONF.	ADJ CONF.
Average RPI Loss:	58	RECORD	PCT. RANK	GAMES	SCHEDULE	OF SCHEDULE	RPI	RPI	RPI	RPI
DIV. I ONLY	6- 2	66	6- 2	167	138	99	99	14	14	
DIV. I NON-CONF.	6- 2	64	6- 2	166	140	98	98	14	14	
TOTALS	RPI 1-25	RPI 26-50	W-L RECORDS	RPI 51-100	RPI 101-150	RPI 150+				
6- 2	0- 0	1- 1	OVERALL	0- 1	0- 0	5- 0				
2- 2	0- 0	1- 1	HOME	0- 1	0- 0	1- 0				
4- 0	0- 0	0- 0	AWAY	0- 0	0- 0	4- 0				
0- 0	0- 0	0- 0	NEUTRAL	0- 0	0- 0	0- 0				
6- 2	0- 0	1- 1	NON-CONFERENCE	0- 1	0- 0	5- 0				
2- 2	0- 0	1- 1	HOME	0- 1	0- 0	1- 0				
4- 0	0- 0	0- 0	AWAY	0- 0	0- 0	4- 0				
0- 0	0- 0	0- 0	NEUTRAL	0- 0	0- 0	0- 0				
0- 0	0- 0	0- 0	CONFERENCE	0- 0	0- 0	0- 0				
0- 0	0- 0	0- 0	HOME	0- 0	0- 0	0- 0				
0- 0	0- 0	0- 0	AWAY	0- 0	0- 0	0- 0				
0- 0	0- 0	0- 0	NEUTRAL	0- 0	0- 0	0- 0				

RPI 1-25				RPI 26-50				RPI 51-100				Team's RPI: 99		RPI 101+			
RPI	S	Opponent	Score	RPI	S	Opponent	Score	RPI	S	Opponent	Score			RPI	S	Opponent	Score
				46	H	UNI	62 69	69	H	Ohio	65 71	162	A	Indiana St.	45	35	
				49	H	Missouri	73 45					177	A	VCU	71	62	
												191	H	Ga. Southern	83	57	
												249	A	Miami (OH)	65	53	
												327	A	Ill.-Chicago	67	57	
LAST 12 Division I GAMES:																	
				327	A	Ill.-Chicago	67 57	69	H	Ohio	65 71						
				46	H	UNI	62 69	249	A	Miami (OH)	65 53						
								49	H	Missouri	73 45						
								162	A	Indiana St.	45 35						
								191	H	Ga. Southern	83 57						
								177	A	VCU	71 62						

Non-Div I Games: Oakland City 95 62

IUPUI

Average RPI Win:	278	WON-LOST	WINNING	LAST 10	STRENGTH OF	OPP. STRENGTH	TEAM	ADJ.	CONF.	ADJ CONF.
Average RPI Loss:	72	RECORD	PCT. RANK	GAMES	SCHEDULE	OF SCHEDULE	RPI	RPI	RPI	RPI
DIV. I ONLY	3- 5	222	3- 5	88	154	124	124	18	18	
DIV. I NON-CONF.	3- 5	221	3- 5	88	156	125	125	19	19	
TOTALS	RPI 1-25	RPI 26-50	W-L RECORDS	RPI 51-100	RPI 101-150	RPI 150+				
3- 5	0- 1	0- 1	OVERALL	0- 2	0- 0	3- 1				
0- 0	0- 0	0- 0	HOME	0- 0	0- 0	0- 0				
3- 2	0- 0	0- 0	AWAY	0- 0	0- 0	3- 0				
0- 3	0- 0	0- 1	NEUTRAL	0- 2	0- 0	0- 0				
3- 5	0- 1	0- 1	NON-CONFERENCE	0- 2	0- 0	3- 1				
0- 0	0- 0	0- 0	HOME	0- 0	0- 0	0- 0				
3- 2	0- 1	0- 0	AWAY	0- 0	0- 0	3- 1				
0- 3	0- 0	0- 1	NEUTRAL	0- 2	0- 0	0- 0				
0- 0	0- 0	0- 0	CONFERENCE	0- 0	0- 0	0- 0				
0- 0	0- 0	0- 0	HOME	0- 0	0- 0	0- 0				
0- 0	0- 0	0- 0	AWAY	0- 0	0- 0	0- 0				
0- 0	0- 0	0- 0	NEUTRAL	0- 0	0- 0	0- 0				

RPI 1-25			RPI 26-50			RPI 51-100			RPI 101+			Team's RPI: 124
RPI	S	Opponent	Score	RPI	S	Opponent	Score	RPI	S	Opponent	Score	
8	A	Washington	53 105	46	N	UNI	74 76	62	N	UNLV	61 73	167 A Grand Canyon 60 64
								77	N	Oregon St.	49 60	186 A Wyoming 74 71
												306 A Seattle U 68 64
												343 A Cal St. Fullerton 88 86
LAST 12 Division I GAMES:												
186	A	Wyoming	74 71	46	N	UNI	74 76	8	A	Washington	53 105	
62	N	UNLV	61 73					343	A	Cal St. Fullerton	88 86	
77	N	Oregon St.	49 60					306	A	Seattle U	68 64	
167	A	Grand Canyon	60 64									

Non-Div I Games:

Idaho

Average RPI Win:	283	WON-LOST	WINNING	LAST 10	STRENGTH OF	OPP. STRENGTH	TEAM	ADJ.	CONF.	ADJ CONF.
Average RPI Loss:	110	RECORD	PCT. RANK	GAMES	SCHEDULE	OF SCHEDULE	RPI	RPI	RPI	RPI
DIV. I ONLY	4- 5	181	4- 5	189	256	171	171	18	18	
DIV. I NON-CONF.	4- 5	183	4- 5	190	255	172	172	19	19	
TOTALS	RPI 1-25	RPI 26-50	W-L RECORDS	RPI 51-100	RPI 101-150	RPI 150+				
4- 5	0- 0	0- 1	OVERALL	0- 1	0- 2	4- 1				
2- 0	0- 0	0- 0	HOME	0- 0	0- 0	2- 0				
1- 4	0- 0	0- 0	AWAY	0- 0	0- 0	1- 0				
1- 1	0- 0	0- 0	NEUTRAL	0- 0	0- 1	1- 0				
4- 5	0- 0	0- 1	NON-CONFERENCE	0- 1	0- 2	4- 1				
2- 0	0- 0	0- 0	HOME	0- 0	0- 0	2- 0				
1- 4	0- 0	0- 1	AWAY	0- 1	0- 1	1- 1				
1- 1	0- 0	0- 0	NEUTRAL	0- 0	0- 1	1- 0				
0- 0	0- 0	0- 0	CONFERENCE	0- 0	0- 0	0- 0				
0- 0	0- 0	0- 0	HOME	0- 0	0- 0	0- 0				
0- 0	0- 0	0- 0	AWAY	0- 0	0- 0	0- 0				
0- 0	0- 0	0- 0	NEUTRAL	0- 0	0- 0	0- 0				

RPI 1-25				RPI 26-50				RPI 51-100				RPI 101+				Team's RPI: 171	
RPI	S	Opponent	Score	RPI	S	Opponent	Score	RPI	S	Opponent	Score	RPI	S	Opponent	Score		
				32	A	Colorado	56 85	77	A	Oregon St.	38 61	117	A	Santa Clara	78 82		
												140	N	James Madison	53 83		
												183	A	Utah St.	56 69		
												246	A	Wisconsin	42 35		
												273	N	Davidson	70 58		
												289	H	UC Irvine	65 54		
												325	H	Denver	65 64		
LAST 12 Division I GAMES:																	
				32	A	Colorado	56 85	325	H	Denver	65 64						
				183	A	Utah St.	56 69	246	A	Wisconsin	42 35						
				273	N	Davidson	70 58	117	A	Santa Clara	78 82						
				140	N	James Madison	53 83										
				289	H	UC Irvine	65 54										
				77	A	Oregon St.	38 61										

Non-Div I Games:

Idaho St.

■ Loss,
 ■ Non-Conf,
 ■ S Site,
 ■ H Home
 ■ A Away
 N Neutral

Average RPI Win:	0	WON-LOST	WINNING	LAST 10	STRENGTH OF	OPP. STRENGTH	TEAM	ADJ.	CONF.	ADJ CONF.
Average RPI Loss:	203	RECORD	PCT. RANK	GAMES	SCHEDULE	OF SCHEDULE	RPI	RPI	RPI	RPI
DIV. I ONLY	0- 5	326	0- 5	173	336	327	327	21	21	
DIV. I NON-CONF.	0- 5	325	0- 5	173	336	327	327	21	21	
TOTALS	RPI 1-25	RPI 26-50	W-L RECORDS	RPI 51-100	RPI 101-150	RPI 150+				
0- 5	0- 0	0- 0	OVERALL	0- 1	0- 1	0- 3				
0- 3	0- 0	0- 0	HOME	0- 1	0- 0	0- 2				
0- 2	0- 0	0- 0	AWAY	0- 0	0- 1	0- 1				
0- 0	0- 0	0- 0	NEUTRAL	0- 0	0- 0	0- 0				
0- 5	0- 0	0- 0	NON-CONFERENCE	0- 1	0- 1	0- 3				
0- 3	0- 0	0- 0	HOME	0- 1	0- 0	0- 2				
0- 2	0- 0	0- 0	AWAY	0- 0	0- 1	0- 1				
0- 0	0- 0	0- 0	NEUTRAL	0- 0	0- 0	0- 0				
0- 0	0- 0	0- 0	CONFERENCE	0- 0	0- 0	0- 0				
0- 0	0- 0	0- 0	HOME	0- 0	0- 0	0- 0				
0- 0	0- 0	0- 0	AWAY	0- 0	0- 0	0- 0				
0- 0	0- 0	0- 0	NEUTRAL	0- 0	0- 0	0- 0				

RPI 1-25			RPI 26-50			RPI 51-100			RPI 101+			Team's RPI: 327
RPI S	Opponent	Score	RPI S	Opponent	Score	RPI S	Opponent	Score	RPI S	Opponent	Score	
						99 H IUPUI		57 67	111 A Toledo		51 79	
									190 A Central Mich.		55 77	
									282 H Illinois St.		52 59	
									334 H Fort Wayne		55 61	
LAST 12 Division I GAMES:						334 H Fort Wayne		55 61				
						190 A Central Mich.		55 77				
						111 A Toledo		51 79				
						99 H IUPUI		57 67				
						282 H Illinois St.		52 59				

Non-Div I Games: Lake Forest 84 48 Robert Morris (IL) 106 58

Ill.-Chicago

Average RPI Win: 288	WON-LOST	WINNING	LAST 10	STRENGTH OF	OPP. STRENGTH	TEAM	ADJ.	CONF.	ADJ CONF.
Average RPI Loss: 127	RECORD	PCT. RANK	GAMES	SCHEDULE	OF SCHEDULE	RPI	RPI	RPI	RPI
DIV. I ONLY	4- 6	211	4- 6	256	248	295	295	7	7
DIV. I NON-CONF.	4- 6	211	4- 6	258	247	295	295	7	7
TOTALS	RPI 1-25	RPI 26-50	W-L RECORDS	RPI 51-100	RPI 101-150	RPI 150+			
4- 6	0- 0	0- 0	OVERALL	0- 4	0- 0	4- 2			
4- 4	0- 0	0- 0	HOME	0- 2	0- 0	4- 2			
0- 2	0- 0	0- 0	AWAY	0- 2	0- 0	0- 0			
0- 0	0- 0	0- 0	NEUTRAL	0- 0	0- 0	0- 0			
4- 6	0- 0	0- 0	NON-CONFERENCE	0- 4	0- 0	4- 2			
4- 4	0- 0	0- 0	HOME	0- 2	0- 0	4- 2			
0- 2	0- 0	0- 0	AWAY	0- 2	0- 0	0- 0			
0- 0	0- 0	0- 0	NEUTRAL	0- 0	0- 0	0- 0			
0- 0	0- 0	0- 0	CONFERENCE	0- 0	0- 0	0- 0			
0- 0	0- 0	0- 0	HOME	0- 0	0- 0	0- 0			
0- 0	0- 0	0- 0	AWAY	0- 0	0- 0	0- 0			
0- 0	0- 0	0- 0	NEUTRAL	0- 0	0- 0	0- 0			

RPI 1-25				RPI 26-50				RPI 51-100				RPI 101+				Team's RPI: 295	
RPI	S	Opponent	Score	RPI	S	Opponent	Score	RPI	S	Opponent	Score	RPI	S	Opponent	Score		
								56	H	Wake Forest	70	79	197	H	Marshall	53	55
								67	A	South Dakota	68	77	208	H	Wright St.	76	72
								78	H	Mercer	33	51	266	H	Memphis	54	64
								95	A	George Washington	56	72	301	H	Ark.-Pine Bluff	70	58
													308	H	USC Upstate	77	57
													334	H	Fort Wayne	56	33
LAST 12 Division I GAMES:																	
				208	H	Wright St.	76	72					308	H	USC Upstate	77	57
				67	A	South Dakota	68	77					266	H	Memphis	54	64
				95	A	George Washington	56	72					301	H	Ark.-Pine Bluff	70	58
				334	H	Fort Wayne	56	33					197	H	Marshall	53	55
				56	H	Wake Forest	70	79									
				78	H	Mercer	33	51									

Non-Div I Games:

Illinois

Average RPI Win:	308	WON-LOST	WINNING	LAST 10	STRENGTH OF	OPP. STRENGTH	TEAM	ADJ.	CONF.	ADJ CONF.
Average RPI Loss:	133	RECORD	PCT. RANK	GAMES	SCHEDULE	OF SCHEDULE	RPI	RPI	RPI	RPI
DIV. I ONLY	3- 6	232	3- 6	224	283	282	282	16	16	
DIV. I NON-CONF.	3- 6	233	3- 6	224	280	279	279	16	16	
TOTALS	RPI 1-25	RPI 26-50	W-L RECORDS	RPI 51-100	RPI 101-150	RPI 150+				
3- 6	0- 0	0- 1	OVERALL	0- 1	0- 3	3- 1				
2- 4	0- 0	0- 0	HOME	0- 1	0- 2	2- 1				
1- 2	0- 0	0- 1	AWAY	0- 0	0- 1	1- 0				
0- 0	0- 0	0- 0	NEUTRAL	0- 0	0- 0	0- 0				
3- 6	0- 0	0- 1	NON-CONFERENCE	0- 1	0- 3	3- 1				
2- 4	0- 0	0- 0	HOME	0- 1	0- 2	2- 1				
1- 2	0- 0	0- 1	AWAY	0- 0	0- 1	1- 0				
0- 0	0- 0	0- 0	NEUTRAL	0- 0	0- 0	0- 0				
0- 0	0- 0	0- 0	CONFERENCE	0- 0	0- 0	0- 0				
0- 0	0- 0	0- 0	HOME	0- 0	0- 0	0- 0				
0- 0	0- 0	0- 0	AWAY	0- 0	0- 0	0- 0				
0- 0	0- 0	0- 0	NEUTRAL	0- 0	0- 0	0- 0				

RPI S	Opponent	Score	RPI S	Opponent	Score	RPI S	Opponent	Score	RPI S	Opponent	Score	Team's RPI: 282
35	A Arizona St.	40 76	93	H George Mason	46 72	136	A Northern Ill.	66 108	139	H Milwaukee	60 68	
						150	H Yale	45 59	246	H Wisconsin	46 64	
						280	H Valparaiso	77 56	316	H Eastern Ill.	60 49	
						327	A Ill.-Chicago	59 52				
LAST 12 Division I GAMES:												
246	H Wisconsin	46 64	93	H George Mason	46 72							
316	H Eastern Ill.	60 49	139	H Milwaukee	60 68							
136	A Northern Ill.	66 108	35	A Arizona St.	40 76							
150	H Yale	45 59										
280	H Valparaiso	77 56										
327	A Ill.-Chicago	59 52										

Non-Div I Games:

Illinois St.

Indiana

Through Games Of Dec. 11, 2016

Average RPI Win:	231	WON-LOST	WINNING	LAST 10	STRENGTH OF	OPP. STRENGTH	TEAM	ADJ.	CONF.	ADJ CONF.
Average RPI Loss:	67	RECORD	PCT. RANK	GAMES	SCHEDULE	OF SCHEDULE	RPI	RPI	RPI	RPI
DIV. I ONLY	7- 3	84	7- 3	230	116	105	105	7	7	
DIV. I NON-CONF.	7- 3	84	7- 3	231	117	105	105	7	7	
TOTALS	RPI 1-25	RPI 26-50	W-L RECORDS	RPI 51-100	RPI 101-150	RPI 150+				
7- 3	0- 0	1- 1	OVERALL	0- 1	1- 1	5- 0				
5- 0	0- 0	1- 0	HOME	0- 0	0- 0	4- 0				
2- 3	0- 0	0- 1	AWAY	0- 1	1- 1	1- 0				
0- 0	0- 0	0- 0	NEUTRAL	0- 0	0- 0	0- 0				
7- 3	0- 0	1- 1	NON-CONFERENCE	0- 1	1- 1	5- 0				
5- 0	0- 0	1- 0	HOME	0- 0	0- 0	4- 0				
2- 3	0- 0	0- 1	AWAY	0- 1	1- 1	1- 0				
0- 0	0- 0	0- 0	NEUTRAL	0- 0	0- 0	0- 0				
0- 0	0- 0	0- 0	CONFERENCE	0- 0	0- 0	0- 0				
0- 0	0- 0	0- 0	HOME	0- 0	0- 0	0- 0				
0- 0	0- 0	0- 0	AWAY	0- 0	0- 0	0- 0				
0- 0	0- 0	0- 0	NEUTRAL	0- 0	0- 0	0- 0				

RPI S	Opponent	Score	RPI S	Opponent	Score	RPI S	Opponent	Score	RPI S	Opponent	Score	Team's RPI: 105
28	A Auburn	67 71	55	A North Carolina St.	70 84	118	A Western Ky.	74 85				
36	H Vanderbilt	94 61				128	A Chattanooga	79 76				
						232	A North Texas	94 64				
						280	H Valparaiso	87 58				
						286	H Presbyterian	71 37				
						314	H Northern Ky.	100 49				
						340	H UMass Lowell	79 45				
LAST 12 Division I GAMES:												
280	H Valparaiso	87 58	28	A Auburn	67 71							
314	H Northern Ky.	100 49	340	H UMass Lowell	79 45							
232	A North Texas	94 64	118	A Western Ky.	74 85							
55	A North Carolina St.	70 84	128	A Chattanooga	79 76							
			36	H Vanderbilt	94 61							
			286	H Presbyterian	71 37							

Non-Div I Games:

Indiana

■ Loss,
 ■ Non-Conf, S Site,
 ■ Home
 ■ Away
 N Neutral

Average RPI Win:	250	WON-LOST	WINNING	LAST 10	STRENGTH OF	OPP. STRENGTH	TEAM	ADJ.	CONF.	ADJ CONF.
Average RPI Loss:	166	RECORD	PCT. RANK	GAMES	SCHEDULE	OF SCHEDULE	RPI	RPI	RPI	RPI
DIV. I ONLY	5- 5	152	5- 5	246	242	162	162	16	16	
DIV. I NON-CONF.	5- 5	153	5- 5	247	241	162	162	16	16	
TOTALS	RPI 1-25	RPI 26-50	W-L RECORDS	RPI 51-100	RPI 101-150	RPI 150+				
5- 5	0- 0	0- 1	OVERALL	0- 1	0- 0	5- 3				
1- 1	0- 0	0- 0	HOME	0- 1	0- 0	1- 0				
4- 4	0- 0	0- 1	AWAY	0- 0	0- 0	4- 3				
0- 0	0- 0	0- 0	NEUTRAL	0- 0	0- 0	0- 0				
5- 5	0- 0	0- 1	NON-CONFERENCE	0- 1	0- 0	5- 3				
1- 1	0- 0	0- 0	HOME	0- 1	0- 0	1- 0				
4- 4	0- 0	0- 1	AWAY	0- 0	0- 0	4- 3				
0- 0	0- 0	0- 0	NEUTRAL	0- 0	0- 0	0- 0				
0- 0	0- 0	0- 0	CONFERENCE	0- 0	0- 0	0- 0				
0- 0	0- 0	0- 0	HOME	0- 0	0- 0	0- 0				
0- 0	0- 0	0- 0	AWAY	0- 0	0- 0	0- 0				
0- 0	0- 0	0- 0	NEUTRAL	0- 0	0- 0	0- 0				

RPI 1-25			RPI 26-50			RPI 51-100			RPI 101+ Team's RPI: 162		
RPI	S	Opponent	Score	RPI	S	Opponent	Score	RPI	S	Opponent	Score
				49	A	Missouri	48 77	99	H	IUPUI	35 45
								173	A	Omaha	45 72
								179	A	Saint Louis	70 67
								194	A	Cincinnati	63 55
								249	A	Miami (OH)	62 54
								251	A	Butler	48 66
								259	A	Fla. Atlantic	67 70
								314	H	Northern Ky.	58 38
								316	A	Eastern Ill.	88 61
LAST 12 Division I GAMES:											
251	A	Butler	48 66	49	A	Missouri	48 77				
179	A	Saint Louis	70 67	194	A	Cincinnati	63 55				
249	A	Miami (OH)	62 54	259	A	Fla. Atlantic	67 70				
99	H	IUPUI	35 45	314	H	Northern Ky.	58 38				
316	A	Eastern Ill.	88 61								
173	A	Omaha	45 72								

Non-Div I Games:

Indiana St.

**I
o
n
a**

I
o
n
a

Iona

Page 125

Average RPI Win:	138	WON-LOST	WINNING	LAST 10	STRENGTH OF	OPP. STRENGTH	TEAM	ADJ.	CONF.	ADJ CONF.
Average RPI Loss:	25	RECORD	PCT. RANK	GAMES	SCHEDULE	OF SCHEDULE	RPI	RPI	RPI	RPI
DIV. I ONLY	8- 3	74	0- 1	31	44	44	44	7	7	
DIV. I NON-CONF.	8- 3	72	0- 1	31	44	44	44	7	7	
TOTALS	RPI 1-25	RPI 26-50	W-L RECORDS	RPI 51-100	RPI 101-150	RPI 150+				
8- 3	0- 2	1- 0	OVERALL	2- 1	2- 0	3- 0				
6- 2	0- 1	1- 0	HOME	2- 1	1- 0	2- 0				
1- 0	0- 0	0- 0	AWAY	0- 0	0- 0	1- 0				
1- 1	0- 1	0- 0	NEUTRAL	0- 0	1- 0	0- 0				
8- 3	0- 2	1- 0	NON-CONFERENCE	2- 1	2- 0	3- 0				
6- 2	0- 1	1- 0	HOME	2- 1	1- 0	2- 0				
1- 0	0- 0	0- 0	AWAY	0- 0	0- 0	1- 0				
1- 1	0- 1	0- 0	NEUTRAL	0- 0	1- 0	0- 0				
0- 0	0- 0	0- 0	CONFERENCE	0- 0	0- 0	0- 0				
0- 0	0- 0	0- 0	HOME	0- 0	0- 0	0- 0				
0- 0	0- 0	0- 0	AWAY	0- 0	0- 0	0- 0				
0- 0	0- 0	0- 0	NEUTRAL	0- 0	0- 0	0- 0				

RPI 1-25				RPI 26-50				Team's RPI: 44				RPI 51-100				RPI 101+			
RPI	S	Opponent	Score	RPI	S	Opponent	Score	RPI	S	Opponent	Score	RPI	S	Opponent	Score	RPI	S	Opponent	Score
2	H	Notre Dame	58 73	46	H	UNI	88 39	60	H	South Dakota St.	64 66	114	H	Oral Roberts	96 76				
13	N	UCLA	65 78					81	H	Hampton	84 51	140	N	James Madison	90 75				
								87	H	Iowa St.	88 76	207	H	Robert Morris	81 60				
												211	H	Massachusetts	71 30				
												221	A	North Dakota	75 60				
LAST 12 Division I GAMES:																			
140	N	James Madison	90 75	60	H	South Dakota St.	64 66	207	H	Robert Morris	81 60								
13	N	UCLA	65 78					87	H	Iowa St.	88 76	46	H	UNI	88 39				
211	H	Massachusetts	71 30					2	H	Notre Dame	58 73								
221	A	North Dakota	75 60																
81	H	Hampton	84 51																
114	H	Oral Roberts	96 76																

Non-Div I Games:

Iowa

Average RPI Win:	183	WON-LOST	WINNING	LAST 10	STRENGTH OF	OPP. STRENGTH	TEAM	ADJ.	CONF.	ADJ CONF.
Average RPI Loss:	25	RECORD	PCT. RANK	GAMES	SCHEDULE	OF SCHEDULE	RPI	RPI	RPI	RPI
DIV. I ONLY	7- 2	50	7- 2	146	51	87	87	4	4	
DIV. I NON-CONF.	7- 2	50	7- 2	145	52	85	85	4	4	
TOTALS	RPI 1-25	RPI 26-50	W-L RECORDS	RPI 51-100	RPI 101-150	RPI 150+				
7- 2	0- 1	2- 1	OVERALL	0- 0	2- 0	3- 0				
7- 1	0- 1	2- 0	HOME	0- 0	2- 0	3- 0				
0- 1	0- 0	0- 1	AWAY	0- 0	0- 0	0- 0				
0- 0	0- 0	0- 0	NEUTRAL	0- 0	0- 0	0- 0				
7- 2	0- 1	2- 1	NON-CONFERENCE	0- 0	2- 0	3- 0				
7- 1	0- 1	2- 0	HOME	0- 0	2- 0	3- 0				
0- 1	0- 0	0- 1	AWAY	0- 0	0- 0	0- 0				
0- 0	0- 0	0- 0	NEUTRAL	0- 0	0- 0	0- 0				
0- 0	0- 0	0- 0	CONFERENCE	0- 0	0- 0	0- 0				
0- 0	0- 0	0- 0	HOME	0- 0	0- 0	0- 0				
0- 0	0- 0	0- 0	AWAY	0- 0	0- 0	0- 0				
0- 0	0- 0	0- 0	NEUTRAL	0- 0	0- 0	0- 0				

RPI 1-25				RPI 26-50				RPI 51-100				Team's RPI: 87	RPI 101+			
RPI	S	Opponent	Score	RPI	S	Opponent	Score	RPI	S	Opponent	Score		RPI	S	Opponent	Score
6	H	Mississippi St.	81 85	44	A	Iowa	76 88						136	H	Northern Ill.	97 89
				45	H	Drake	75 67						149	H	New Orleans	100 63
				46	H	UNI	76 68						256	H	Arkansas St.	105 53
													323	H	Savannah St.	74 51
													329	H	UC Santa Barbara	77 60
LAST 12 Division I GAMES:																
				45	H	Drake	75 67	136	H	Northern Ill.	97 89					
				46	H	UNI	76 68	44	A	Iowa	76 88					
				329	H	UC Santa Barbara	77 60	149	H	New Orleans	100 63					
								6	H	Mississippi St.	81 85					
								256	H	Arkansas St.	105 53					
								323	H	Savannah St.	74 51					

Non-Div I Games:

Iowa St.

Average RPI Win: 0		WON-LOST	WINNING	LAST 10	STRENGTH OF	OPP. STRENGTH	TEAM	ADJ.	CONF.	ADJ CONF.
Average RPI Loss: 275		RECORD	PCT. RANK	GAMES	SCHEDULE	OF SCHEDULE	RPI	RPI	RPI	RPI
DIV. I ONLY		0- 3	326	0- 3	231	349	347	347	30	30
DIV. I NON-CONF.		0- 3	325	0- 3	232	349	347	347	30	30
TOTALS		RPI 1-25	RPI 26-50	W-L RECORDS	RPI 51-100	RPI 101-150	RPI 150+			
0- 3	0- 0		0- 0	OVERALL	0- 0	0- 0	0- 3			
0- 0	0- 0		0- 0	HOME	0- 0	0- 0	0- 0			
0- 3	0- 0		0- 0	AWAY	0- 0	0- 0	0- 1			
0- 0	0- 0		0- 0	NEUTRAL	0- 0	0- 0	0- 0			
0- 3	0- 0		0- 0	NON-CONFERENCE	0- 0	0- 0	0- 3			
0- 0	0- 0		0- 0	HOME	0- 0	0- 0	0- 0			
0- 3	0- 0		0- 0	AWAY	0- 0	0- 0	0- 3			
0- 0	0- 0		0- 0	NEUTRAL	0- 0	0- 0	0- 0			
0- 0	0- 0		0- 0	CONFERENCE	0- 0	0- 0	0- 0			
0- 0	0- 0		0- 0	HOME	0- 0	0- 0	0- 0			
0- 0	0- 0		0- 0	AWAY	0- 0	0- 0	0- 0			
0- 0	0- 0		0- 0	NEUTRAL	0- 0	0- 0	0- 0			

RPI 1-25				RPI 26-50				RPI 51-100				RPI 101+				Team's RPI: 347	
RPI	S	Opponent	Score	RPI	S	Opponent	Score	RPI	S	Opponent	Score	RPI	S	Opponent	Score		
												180	A	Ole Miss	41	89	
												297	A	Nicholls St.	76	83	
												349	A	Northwestern St.	65	83	
LAST 12 Division I GAMES:																	
				349	A	Northwestern St.	65	83									
				180	A	Ole Miss	41	89									
				297	A	Nicholls St.	76	83									

Non-Div I Games:	Blue Mountain	86	54	LeMoyne-Owen	88	67	Lane	57	52
------------------	---------------	----	----	--------------	----	----	------	----	----

Jackson St.

■ Loss, ■ Non-Conf, S Site, H Home A Away N Neutral

Jacksonville

Through Games Of Dec. 11, 2016

Average RPI Win:	228	WON-LOST	WINNING	LAST 10	STRENGTH OF	OPP. STRENGTH	TEAM	ADJ.	CONF.	ADJ CONF.
Average RPI Loss:	12	RECORD	PCT. RANK	GAMES	SCHEDULE	OF SCHEDULE	RPI	RPI	RPI	RPI
DIV. I ONLY	6- 2	66	6- 2	185	125	73	73	23	23	
DIV. I NON-CONF.	6- 2	64	6- 2	186	126	75	75	23	23	
TOTALS	RPI 1-25	RPI 26-50	W-L RECORDS	RPI 51-100	RPI 101-150	RPI 150+				
6- 2	0- 2	0- 0	OVERALL	0- 0	2- 0	4- 0				
4- 0	0- 0	0- 0	HOME	0- 0	2- 0	2- 0				
2- 2	0- 2	0- 0	AWAY	0- 0	0- 0	2- 0				
0- 0	0- 0	0- 0	NEUTRAL	0- 0	0- 0	0- 0				
6- 2	0- 2	0- 0	NON-CONFERENCE	0- 0	2- 0	4- 0				
4- 0	0- 0	0- 0	HOME	0- 0	2- 0	2- 0				
2- 2	0- 2	0- 0	AWAY	0- 0	0- 0	2- 0				
0- 0	0- 0	0- 0	NEUTRAL	0- 0	0- 0	0- 0				
0- 0	0- 0	0- 0	CONFERENCE	0- 0	0- 0	0- 0				
0- 0	0- 0	0- 0	HOME	0- 0	0- 0	0- 0				
0- 0	0- 0	0- 0	AWAY	0- 0	0- 0	0- 0				
0- 0	0- 0	0- 0	NEUTRAL	0- 0	0- 0	0- 0				

RPI 1-25				RPI 26-50				RPI 51-100				Team's RPI: 73				RPI 101+			
RPI	S	Opponent	Score	RPI	S	Opponent	Score	RPI	S	Opponent	Score	RPI	S	Opponent	Score	RPI	S	Opponent	Score
9	A	Florida St.	47 90									103	H	Troy	77 70				
14	A	South Fla.	52 64									107	H	South Ala.	62 55				
												204	A	FIU	71 56				
												297	H	Nicholls St.	76 71				
												323	A	Savannah St.	55 40				
												333	H	Bethune-Cookman	69 63				
LAST 12 Division I GAMES:																			
9	A	Florida St.	47 90	103	H	Troy	77 70	204	A	FIU	71 56	323	A	Savannah St.	55 40	107	H	South Ala.	62 55
333	H	Bethune-Cookman	69 63	297	H	Nicholls St.	76 71	14	A	South Fla.	52 64								

Non-Div I Games: Thomas (GA) 100 43 Johnson & Wales (FI110 31

Jacksonville

Loss, Non-Conf, S Site, H Home A Away N Neutral

Average RPI Win: 279		WON-LOST	WINNING	LAST 10	STRENGTH OF	OPP. STRENGTH	TEAM	ADJ.	CONF.	ADJ CONF.
Average RPI Loss: 149		RECORD	PCT. RANK	GAMES	SCHEDULE	OF SCHEDULE	RPI	RPI	RPI	RPI
DIV. I ONLY		4- 4	152	4- 4	338	137	253	253	28	28
DIV. I NON-CONF.		4- 4	153	4- 4	338	138	252	252	28	28
TOTALS		RPI 1-25	RPI 26-50	W-L RECORDS	RPI 51-100	RPI 101-150	RPI 150+			
4- 4	0- 1		0- 0	OVERALL	0- 0	0- 1	4- 2			
1- 1	0- 0		0- 0	HOME	0- 0	0- 1	1- 0			
2- 3	0- 1		0- 0	AWAY	0- 0	0- 0	2- 2			
1- 0	0- 0		0- 0	NEUTRAL	0- 0	0- 0	1- 0			
4- 4	0- 1		0- 0	NON-CONFERENCE	0- 0	0- 1	4- 2			
1- 1	0- 0		0- 0	HOME	0- 0	0- 1	1- 0			
2- 3	0- 1		0- 0	AWAY	0- 0	0- 0	2- 2			
1- 0	0- 0		0- 0	NEUTRAL	0- 0	0- 0	1- 0			
0- 0	0- 0		0- 0	CONFERENCE	0- 0	0- 0	0- 0			
0- 0	0- 0		0- 0	HOME	0- 0	0- 0	0- 0			
0- 0	0- 0		0- 0	AWAY	0- 0	0- 0	0- 0			
0- 0	0- 0		0- 0	NEUTRAL	0- 0	0- 0	0- 0			

RPI 1-25			
RPI	S	Opponent	Score
9	A	Florida St.	62 73
RPI 26-50			
RPI	S	Opponent	Score
RPI 51-100			
RPI	S	Opponent	Score
RPI 101+ Team's RPI: 253			
RPI	S	Opponent	Score
149	H	New Orleans	79 81
180	A	Ole Miss	50 68
191	H	Ga. Southern	67 55
254	A	Kennesaw St.	65 59
259	A	Fla. Atlantic	55 63
323	A	Savannah St.	64 57
348	N	Florida A&M	66 54
LAST 12 Division I GAMES:			
323	A	Savannah St.	64 57
348	N	Florida A&M	66 54
259	A	Fla. Atlantic	55 63
149	H	New Orleans	79 81
191	H	Ga. Southern	67 55
180	A	Ole Miss	50 68
254	A	Kennesaw St.	65 59
9	A	Florida St.	62 73

Non-Div I Games:	Brewton Parker	89	26
------------------	----------------	----	----

Jacksonville St.

Loss, Non-Conf, S Site, H Home A Away N Neutral

Average RPI Win:	223	WON-LOST	WINNING	LAST 10	STRENGTH OF	OPP. STRENGTH	TEAM	ADJ.	CONF.	ADJ CONF.
Average RPI Loss:	34	RECORD	PCT. RANK	GAMES	SCHEDULE	OF SCHEDULE	RPI	RPI	RPI	RPI
DIV. I ONLY	5- 3	115	5- 3	258	15	140	140	8	8	
DIV. I NON-CONF.	5- 3	115	5- 3	260	14	142	142	8	8	
TOTALS	RPI 1-25	RPI 26-50	W-L RECORDS	RPI 51-100	RPI 101-150	RPI 150+				
5- 3	0- 1	0- 2	OVERALL	1- 0	0- 0	4- 0				
2- 1	0- 0	0- 1	HOME	1- 0	0- 0	1- 0				
2- 1	0- 1	0- 0	AWAY	0- 0	0- 0	2- 0				
1- 1	0- 0	0- 1	NEUTRAL	0- 0	0- 0	1- 0				
5- 3	0- 1	0- 2	NON-CONFERENCE	1- 0	0- 0	4- 0				
2- 1	0- 0	0- 1	HOME	1- 0	0- 0	1- 0				
2- 1	0- 1	0- 0	AWAY	0- 0	0- 0	2- 0				
1- 1	0- 0	0- 1	NEUTRAL	0- 0	0- 0	1- 0				
0- 0	0- 0	0- 0	CONFERENCE	0- 0	0- 0	0- 0				
0- 0	0- 0	0- 0	HOME	0- 0	0- 0	0- 0				
0- 0	0- 0	0- 0	AWAY	0- 0	0- 0	0- 0				
0- 0	0- 0	0- 0	NEUTRAL	0- 0	0- 0	0- 0				

RPI 1-25				RPI 26-50				RPI 51-100				RPI 101+ Team's RPI: 140											
RPI	S	Opponent	Score	RPI	S	Opponent	Score	RPI	S	Opponent	Score	RPI	S	Opponent	Score								
9	A	Florida St.	64 84	44	N	Iowa	75 90	81	H	Hampton	71 50	171	N	Idaho St.	83 53								
				48	H	Tennessee	69 81					241	A	Rutgers	82 76								
												303	H	St. Francis Brooklyn	83 57								
												318	A	Liberty	62 48								
LAST 12 Division I GAMES:																							
		44 N Iowa	75 90			241 A Rutgers	82 76																
		171 N Idaho St.	83 53			81 H Hampton	71 50																
		9 A Florida St.	64 84																				
		318 A Liberty	62 48																				
		303 H St. Francis Brooklyn	83 57																				
		48 H Tennessee	69 81																				

Non-Div I Games:

James Madison

Kansas

Through Games Of Dec. 11, 2016

Average RPI Win:	205	WON-LOST	WINNING	LAST 10	STRENGTH OF	OPP. STRENGTH	TEAM	ADJ.	CONF.	ADJ CONF.
Average RPI Loss:	109	RECORD	PCT. RANK	GAMES	SCHEDULE	OF SCHEDULE	RPI	RPI	RPI	RPI
DIV. I ONLY	4- 5	181	4- 5	142	190	195	195	4	4	
DIV. I NON-CONF.	4- 5	183	4- 5	142	189	197	197	4	4	
TOTALS	RPI 1-25	RPI 26-50	W-L RECORDS	RPI 51-100	RPI 101-150	RPI 150+				
4- 5	0- 0	0- 0	OVERALL	0- 2	1- 2	3- 1				
3- 3	0- 0	0- 0	HOME	0- 2	1- 1	2- 0				
1- 2	0- 0	0- 0	AWAY	0- 0	0- 1	1- 1				
0- 0	0- 0	0- 0	NEUTRAL	0- 0	0- 0	0- 0				
4- 5	0- 0	0- 0	NON-CONFERENCE	0- 2	1- 2	3- 1				
3- 3	0- 0	0- 0	HOME	0- 2	1- 1	2- 0				
1- 2	0- 0	0- 0	AWAY	0- 0	0- 1	1- 1				
0- 0	0- 0	0- 0	NEUTRAL	0- 0	0- 0	0- 0				
0- 0	0- 0	0- 0	CONFERENCE	0- 0	0- 0	0- 0				
0- 0	0- 0	0- 0	HOME	0- 0	0- 0	0- 0				
0- 0	0- 0	0- 0	AWAY	0- 0	0- 0	0- 0				
0- 0	0- 0	0- 0	NEUTRAL	0- 0	0- 0	0- 0				

RPI 1-25				RPI 26-50				RPI 51-100				RPI 101+				Team's RPI: 195	
RPI	S	Opponent	Score	RPI	S	Opponent	Score	RPI	S	Opponent	Score	RPI	S	Opponent	Score		
								59	H	SMU	63	75	114	H	Oral Roberts	64	56
								65	H	Harvard	59	69	131	A	Creighton	49	69
													133	H	Missouri St.	64	87
													157	A	Alabama	65	71
													218	H	Rhode Island	72	36
													221	H	North Dakota	76	71
													266	A	Memphis	68	58
LAST 12 Division I GAMES:																	
				266	A	Memphis	68	58	218	H	Rhode Island	72	36				
				59	H	SMU	63	75	65	H	Harvard	59	69				
				133	H	Missouri St.	64	87	157	A	Alabama	65	71				
									131	A	Creighton	49	69				
									221	H	North Dakota	76	71				
									114	H	Oral Roberts	64	56				

Non-Div I Games:

Kansas

Loss, Non-Conf, S Site, H Home A Away N Neutral

Average RPI Win:	130	WON-LOST	WINNING	LAST 10	STRENGTH OF	OPP. STRENGTH	TEAM	ADJ.	CONF.	ADJ CONF.
Average RPI Loss:	1	RECORD	PCT. RANK	GAMES	SCHEDULE	OF SCHEDULE	RPI	RPI	RPI	RPI
DIV. I ONLY	9- 1	18	9- 1	55	6	17	17	4	4	
DIV. I NON-CONF.	9- 1	18	9- 1	55	6	17	17	4	4	
TOTALS	RPI 1-25	RPI 26-50	W-L RECORDS	RPI 51-100	RPI 101-150	RPI 150+				
9- 1	1- 1	1- 0	OVERALL	3- 0	0- 0	4- 0				
5- 1	0- 1	1- 0	HOME	2- 0	0- 0	2- 0				
1- 0	0- 0	0- 0	AWAY	0- 0	0- 0	1- 0				
3- 0	1- 0	0- 0	NEUTRAL	1- 0	0- 0	1- 0				
9- 1	1- 1	1- 0	NON-CONFERENCE	3- 0	0- 0	4- 0				
5- 1	0- 1	1- 0	HOME	2- 0	0- 0	2- 0				
1- 0	0- 0	0- 0	AWAY	0- 0	0- 0	1- 0				
3- 0	1- 0	0- 0	NEUTRAL	1- 0	0- 0	1- 0				
0- 0	0- 0	0- 0	CONFERENCE	0- 0	0- 0	0- 0				
0- 0	0- 0	0- 0	HOME	0- 0	0- 0	0- 0				
0- 0	0- 0	0- 0	AWAY	0- 0	0- 0	0- 0				
0- 0	0- 0	0- 0	NEUTRAL	0- 0	0- 0	0- 0				

RPI 1-25				Team's RPI: 17				RPI 26-50				RPI 51-100				RPI 101+			
RPI	S	Opponent	Score					RPI	S	Opponent	Score	RPI	S	Opponent	Score	RPI	S	Opponent	Score
1	H	UConn	58 75					28	H	Auburn	71 66	54	H	UT Arlington	62 49	156	H	Tulsa	82 62
7	N	LSU	69 54									55	N	North Carolina St.	67 50	173	A	Omaha	70 57
												76	H	Lamar University	68 43	298	N	UTEP	61 40
																320	H	Chicago St.	83 33
LAST 12 Division I GAMES:																			
1	H	UConn	58 75					28	H	Auburn	71 66								
54	H	UT Arlington	62 49					298	N	UTEP	61 40								
173	A	Omaha	70 57					7	N	LSU	69 54								
320	H	Chicago St.	83 33					55	N	North Carolina St.	67 50								
								76	H	Lamar University	68 43								
								156	H	Tulsa	82 62								

Non-Div I Games:

Kansas St.

Average RPI Win:	323	WON-LOST	WINNING	LAST 10	STRENGTH OF	OPP. STRENGTH	TEAM	ADJ.	CONF.	ADJ CONF.
Average RPI Loss:	104	RECORD	PCT. RANK	GAMES	SCHEDULE	OF SCHEDULE	RPI	RPI	RPI	RPI
DIV. I ONLY	1- 6	299	1- 6	82	214	254	254	23	23	
DIV. I NON-CONF.	1- 6	298	1- 6	82	214	253	253	23	23	
TOTALS	RPI 1-25	RPI 26-50	W-L RECORDS	RPI 51-100	RPI 101-150	RPI 150+				
1- 6	0- 0	0- 3	OVERALL	0- 1	0- 0	1- 2				
1- 2	0- 0	0- 1	HOME	0- 0	0- 0	1- 1				
0- 4	0- 0	0- 0	AWAY	0- 0	0- 0	0- 0				
0- 0	0- 0	0- 0	NEUTRAL	0- 0	0- 0	0- 0				
1- 6	0- 0	0- 3	NON-CONFERENCE	0- 1	0- 0	1- 2				
1- 2	0- 0	0- 1	HOME	0- 0	0- 0	1- 1				
0- 4	0- 0	0- 2	AWAY	0- 1	0- 0	0- 1				
0- 0	0- 0	0- 0	NEUTRAL	0- 0	0- 0	0- 0				
0- 0	0- 0	0- 0	CONFERENCE	0- 0	0- 0	0- 0				
0- 0	0- 0	0- 0	HOME	0- 0	0- 0	0- 0				
0- 0	0- 0	0- 0	AWAY	0- 0	0- 0	0- 0				
0- 0	0- 0	0- 0	NEUTRAL	0- 0	0- 0	0- 0				

RPI S	Opponent	Score	RPI S	Opponent	Score	RPI S	Opponent	Score	RPI S	Opponent	Score	Team's RPI: 254
30	A Georgia	40 82	78	A Mercer	46 61	178	A Georgia St.	59 62				
36	A Vanderbilt	54 86				253	H Jacksonville St.	59 65				
47	H Georgia Tech	49 86				323	H Savannah St.	72 60				
LAST 12 Division I GAMES:												
78	A Mercer	46 61	253	H Jacksonville St.	59 65							
30	A Georgia	40 82	36	A Vanderbilt	54 86							
323	H Savannah St.	72 60										
178	A Georgia St.	59 62										
47	H Georgia Tech	49 86										

Non-Div I Games:

Kennesaw St.

Average RPI Win: 262		WON-LOST	WINNING	LAST 10	STRENGTH OF	OPP. STRENGTH	TEAM	ADJ.	CONF.	ADJ CONF.
Average RPI Loss: 129		RECORD	PCT. RANK	GAMES	SCHEDULE	OF SCHEDULE	RPI	RPI	RPI	RPI
DIV. I ONLY		6- 4	126	6- 4	305	220	235	235	11	11
DIV. I NON-CONF.		6- 4	126	6- 4	305	222	235	235	11	11
TOTALS		RPI 1-25	RPI 26-50	W-L RECORDS		RPI 51-100	RPI 101-150	RPI 150+		
6- 4	0- 1	0- 0		OVERALL		0- 0	1- 1	5- 2		
4- 1	0- 0	0- 0		HOME		0- 0	0- 0	4- 1		
1- 1	0- 0	0- 0		AWAY		0- 0	0- 0	1- 1		
1- 2	0- 1	0- 0		NEUTRAL		0- 0	1- 1	0- 0		
6- 4	0- 1	0- 0		NON-CONFERENCE		0- 0	1- 1	5- 2		
4- 1	0- 0	0- 0		HOME		0- 0	0- 0	4- 1		
1- 1	0- 0	0- 0		AWAY		0- 0	0- 0	1- 1		
1- 2	0- 1	0- 0		NEUTRAL		0- 0	1- 1	0- 0		
0- 0	0- 0	0- 0		CONFERENCE		0- 0	0- 0	0- 0		
0- 0	0- 0	0- 0		HOME		0- 0	0- 0	0- 0		
0- 0	0- 0	0- 0		AWAY		0- 0	0- 0	0- 0		
0- 0	0- 0	0- 0		NEUTRAL		0- 0	0- 0	0- 0		

RPI 1-25				RPI 26-50				RPI 51-100				RPI 101+ Team's RPI: 235			
RPI	S	Opponent	Score	RPI	S	Opponent	Score	RPI	S	Opponent	Score	RPI	S	Opponent	Score
19	N	Baylor	42 84									118	N	Western Ky.	73 79
												142	N	FGCU	77 64
												171	A	Detroit	52 73
												207	H	Robert Morris	65 68
												208	A	Wright St.	79 69
												262	H	Bradley	77 52
												310	H	Eastern Ky.	80 67
												317	H	Youngstown St.	75 60
												334	H	Fort Wayne	66 55
LAST 12 Division I GAMES:															
				118	N	Western Ky.	73 79					317	H	Youngstown St.	75 60
				19	N	Baylor	42 84					208	A	Wright St.	79 69
				171	A	Detroit	52 73					334	H	Fort Wayne	66 55
				207	H	Robert Morris	65 68					142	N	FGCU	77 64
				310	H	Eastern Ky.	80 67								
				262	H	Bradley	77 52								

Non-Div I Games:

Kent St.

Average RPI Win: 134	WON-LOST	WINNING	LAST 10	STRENGTH OF	OPP. STRENGTH	TEAM	ADJ.	CONF.	ADJ CONF.
Average RPI Loss: 43	RECORD	PCT. RANK	GAMES	SCHEDULE	OF SCHEDULE	RPI	RPI	RPI	RPI
DIV. I ONLY	7- 3	84	7- 3	6	134	22	22	2	2
DIV. I NON-CONF.	7- 3	84	7- 3	6	135	22	22	2	2
TOTALS	RPI 1-25	RPI 26-50	W-L RECORDS	RPI 51-100	RPI 101-150	RPI 150+			
7- 3	1- 0	1- 2	OVERALL	0- 1	2- 0	3- 0			
7- 1	1- 0	1- 1	HOME	0- 0	2- 0	3- 0			
0- 2	0- 0	0- 1	AWAY	0- 1	0- 0	0- 0			
0- 0	0- 0	0- 0	NEUTRAL	0- 0	0- 0	0- 0			
7- 3	1- 0	1- 2	NON-CONFERENCE	0- 1	2- 0	3- 0			
7- 1	1- 0	1- 1	HOME	0- 0	2- 0	3- 0			
0- 2	0- 0	0- 1	AWAY	0- 1	0- 0	0- 0			
0- 0	0- 0	0- 0	NEUTRAL	0- 0	0- 0	0- 0			
0- 0	0- 0	0- 0	CONFERENCE	0- 0	0- 0	0- 0			
0- 0	0- 0	0- 0	HOME	0- 0	0- 0	0- 0			
0- 0	0- 0	0- 0	AWAY	0- 0	0- 0	0- 0			
0- 0	0- 0	0- 0	NEUTRAL	0- 0	0- 0	0- 0			

RPI 1-25				RPI 26-50				RPI 51-100				RPI 101+			
RPI	S	Opponent	Score	RPI	S	Opponent	Score	RPI	S	Opponent	Score	RPI	S	Opponent	Score
11	H	Miami (FL)	82 66	32	A	Colorado	69 79	61	A	Louisville	67 69	110	H	Middle Tenn.	61 48
				35	H	Arizona St.	71 73					141	H	Albany (NY)	70 46
				39	H	Oklahoma	82 68					176	H	New Hampshire	92 43
												213	H	Samford	80 57
												245	H	Morehead St.	74 47
LAST 12 Division I GAMES:															
				32	A	Colorado	69 79	35	H	Arizona St.	71 73				
				176	H	New Hampshire	92 43	110	H	Middle Tenn.	61 48				
				141	H	Albany (NY)	70 46	61	A	Louisville	67 69				
				11	H	Miami (FL)	82 66	39	H	Oklahoma	82 68				
								213	H	Samford	80 57				
								245	H	Morehead St.	74 47				

Non-Div I Games:

Kentucky

Average RPI Win:	224	WON-LOST	WINNING	LAST 10	STRENGTH OF	OPP. STRENGTH	TEAM	ADJ.	CONF.	ADJ CONF.
Average RPI Loss:	161	RECORD	PCT. RANK	GAMES	SCHEDULE	OF SCHEDULE	RPI	RPI	RPI	RPI
DIV. I ONLY	1- 8	316	0- 1	103	303	293	293	32	32	
DIV. I NON-CONF.	1- 8	316	0- 1	104	304	291	291	32	32	
TOTALS	RPI 1-25	RPI 26-50	W-L RECORDS	RPI 51-100	RPI 101-150	RPI 150+				
1- 8	0- 0	0- 0	OVERALL	0- 2	0- 3	1- 3				
1- 3	0- 0	0- 0	HOME	0- 1	0- 2	1- 0				
0- 3	0- 0	0- 0	AWAY	0- 1	0- 0	0- 2				
0- 2	0- 0	0- 0	NEUTRAL	0- 0	0- 1	0- 1				
1- 8	0- 0	0- 0	NON-CONFERENCE	0- 2	0- 3	1- 3				
1- 3	0- 0	0- 0	HOME	0- 1	0- 2	1- 0				
0- 3	0- 0	0- 0	AWAY	0- 1	0- 0	0- 2				
0- 2	0- 0	0- 0	NEUTRAL	0- 0	0- 1	0- 1				
0- 0	0- 0	0- 0	CONFERENCE	0- 0	0- 0	0- 0				
0- 0	0- 0	0- 0	HOME	0- 0	0- 0	0- 0				
0- 0	0- 0	0- 0	AWAY	0- 0	0- 0	0- 0				
0- 0	0- 0	0- 0	NEUTRAL	0- 0	0- 0	0- 0				

RPI 1-25			RPI 26-50			RPI 51-100			RPI 101+			Team's RPI: 293
RPI	S	Opponent	Score	RPI	S	Opponent	Score	RPI	S	Opponent	Score	
						75 A Ohio St.	54 113	126 H Army West Point	47 68			
						93 H George Mason	48 64	139 N Milwaukee	50 88			
								150 H Yale	44 75			
								170 A Seton Hall	59 77			
								209 A Colgate	61 76			
								224 H Stony Brook	58 48			
								326 N NJIT	48 50			
LAST 12 Division I GAMES:												
326 N		NJIT	48 50	170 A		Seton Hall	59 77					
209 A		Colgate	61 76	224 H		Stony Brook	58 48					
126 H		Army West Point	47 68	150 H		Yale	44 75					
				139 N		Milwaukee	50 88					
				75 A		Ohio St.	54 113					
				93 H		George Mason	48 64					

Non-Div I Games:

LIU Brooklyn

■ Loss,
 ■ Non-Conf,
 S Site,
 ■ Home
 ■ Away
 N Neutral

Average RPI Win:	139	WON-LOST	WINNING	LAST 10	STRENGTH OF	OPP. STRENGTH	TEAM	ADJ.	CONF.	ADJ CONF.
Average RPI Loss:	9	RECORD	PCT. RANK	GAMES	SCHEDULE	OF SCHEDULE	RPI	RPI	RPI	RPI
DIV. I ONLY	7- 2	50	7- 2	5	63	7	7	2	2	
DIV. I NON-CONF.	7- 2	50	7- 2	5	64	7	7	2	2	
TOTALS	RPI 1-25	RPI 26-50	W-L RECORDS	RPI 51-100	RPI 101-150	RPI 150+				
7- 2	0- 2	0- 0	OVERALL	2- 0	2- 0	3- 0				
4- 1	0- 1	0- 0	HOME	1- 0	2- 0	1- 0				
1- 0	0- 0	0- 0	AWAY	0- 0	0- 0	1- 0				
2- 1	0- 1	0- 0	NEUTRAL	1- 0	0- 0	1- 0				
7- 2	0- 2	0- 0	NON-CONFERENCE	2- 0	2- 0	3- 0				
4- 1	0- 1	0- 0	HOME	1- 0	2- 0	1- 0				
1- 0	0- 0	0- 0	AWAY	0- 0	0- 0	1- 0				
2- 1	0- 1	0- 0	NEUTRAL	1- 0	0- 0	1- 0				
0- 0	0- 0	0- 0	CONFERENCE	0- 0	0- 0	0- 0				
0- 0	0- 0	0- 0	HOME	0- 0	0- 0	0- 0				
0- 0	0- 0	0- 0	AWAY	0- 0	0- 0	0- 0				
0- 0	0- 0	0- 0	NEUTRAL	0- 0	0- 0	0- 0				

RPI	S	Opponent	Score	RPI	S	Opponent	Score	RPI	S	Opponent	Score	RPI	S	Opponent	Score
1	H	UConn	53 76					55	N	North Carolina St.	59 58	102	H	Rice	66 55
17	N	Kansas St.	54 69					56	H	Wake Forest	60 57	106	H	Tulane	69 51
												165	H	TCU	67 61
												188	A	Louisiana Tech	77 73
												298	N	UTEP	78 45
LAST 12 Division I GAMES:															
106	H	Tulane	69 51	1	H	UConn	53 76	102	H	Rice	66 55				
165	H	TCU	67 61	56	H	Wake Forest	60 57	188	A	Louisiana Tech	77 73				
55	N	North Carolina St.	59 58												
17	N	Kansas St.	54 69												
298	N	UTEP	78 45												

Non-Div I Games:

LSU

Average RPI Win:	220	WON-LOST	WINNING	LAST 10	STRENGTH OF	OPP. STRENGTH	TEAM	ADJ.	CONF.	ADJ CONF.
Average RPI Loss:	147	RECORD	PCT. RANK	GAMES	SCHEDULE	OF SCHEDULE	RPI	RPI	RPI	RPI
DIV. I ONLY	6- 4	126	6- 4	273	158	153	153	12	12	
DIV. I NON-CONF.	5- 4	142	5- 4	263	202	169	169	12	12	
TOTALS	RPI 1-25	RPI 26-50	W-L RECORDS	RPI 51-100	RPI 101-150	RPI 150+				
6- 4	0- 0	0- 0	OVERALL	0- 2	1- 1	5- 1				
2- 1	0- 0	0- 0	HOME	0- 0	0- 0	2- 1				
3- 3	0- 0	0- 0	AWAY	0- 2	1- 1	2- 0				
1- 0	0- 0	0- 0	NEUTRAL	0- 0	0- 0	1- 0				
5- 4	0- 0	0- 0	NON-CONFERENCE	0- 2	0- 1	5- 1				
2- 1	0- 0	0- 0	HOME	0- 0	0- 0	2- 1				
2- 3	0- 0	0- 0	AWAY	0- 2	0- 1	2- 0				
1- 0	0- 0	0- 0	NEUTRAL	0- 0	0- 0	1- 0				
1- 0	0- 0	0- 0	CONFERENCE	0- 0	1- 0	0- 0				
0- 0	0- 0	0- 0	HOME	0- 0	0- 0	0- 0				
1- 0	0- 0	0- 0	AWAY	0- 0	1- 0	0- 0				
0- 0	0- 0	0- 0	NEUTRAL	0- 0	0- 0	0- 0				

RPI 1-25				RPI 26-50				RPI 51-100				RPI 101+				Team's RPI: 153	
RPI	S	Opponent	Score	RPI	S	Opponent	Score	RPI	S	Opponent	Score	RPI	S	Opponent	Score		
								68	A	Temple	70	86	135	A	Villanova	49	52
								82	A	Rider	61	74	147	A	Dayton	54	51
													152	A	UNCW	64	48
													243	H	American	63	59
													249	N	Miami (OH)	79	70
													255	A	Penn	58	56
													272	H	Fairfield	68	61
													302	H	Lafayette	49	56
LAST 12 Division I GAMES:																	
				147	A	Dayton	54	51					272	H	Fairfield	68	61
				135	A	Villanova	49	52					255	A	Penn	58	56
				152	A	UNCW	64	48					68	A	Temple	70	86
				249	N	Miami (OH)	79	70					302	H	Lafayette	49	56
				243	H	American	63	59									
				82	A	Rider	61	74									

Non-Div I Games:

La Salle

Average RPI Win:	0	WON-LOST	WINNING	LAST 10	STRENGTH OF	OPP. STRENGTH	TEAM	ADJ.	CONF.	ADJ CONF.
Average RPI Loss:	236	RECORD	PCT. RANK	GAMES	SCHEDULE	OF SCHEDULE	RPI	RPI	RPI	RPI
DIV. I ONLY	0- 7	326	0- 1	275	348	346	346	17	17	
DIV. I NON-CONF.	0- 7	325	0- 1	275	348	346	346	17	17	
TOTALS	RPI 1-25	RPI 26-50	W-L RECORDS	RPI 51-100	RPI 101-150	RPI 150+				
0- 7	0- 0	0- 0	OVERALL	0- 1	0- 0	0- 6				
0- 2	0- 0	0- 0	HOME	0- 0	0- 0	0- 2				
0- 5	0- 0	0- 0	AWAY	0- 1	0- 0	0- 4				
0- 0	0- 0	0- 0	NEUTRAL	0- 0	0- 0	0- 0				
0- 7	0- 0	0- 0	NON-CONFERENCE	0- 1	0- 0	0- 6				
0- 2	0- 0	0- 0	HOME	0- 0	0- 0	0- 2				
0- 5	0- 0	0- 0	AWAY	0- 1	0- 0	0- 4				
0- 0	0- 0	0- 0	NEUTRAL	0- 0	0- 0	0- 0				
0- 0	0- 0	0- 0	CONFERENCE	0- 0	0- 0	0- 0				
0- 0	0- 0	0- 0	HOME	0- 0	0- 0	0- 0				
0- 0	0- 0	0- 0	AWAY	0- 0	0- 0	0- 0				
0- 0	0- 0	0- 0	NEUTRAL	0- 0	0- 0	0- 0				

RPI 1-25				RPI 26-50				RPI 51-100				RPI 101+				Team's RPI: 346	
RPI	S	Opponent	Score	RPI	S	Opponent	Score	RPI	S	Opponent	Score	RPI	S	Opponent	Score		
								70	A	Arkansas	46	92	180	A	Ole Miss	40	97
												188	H	Louisiana Tech	53	73	
												271	H	Grambling	54	59	
												297	A	Nicholls St.	54	73	
												297	A	Nicholls St.	54	73	
												349	A	Northwestern St.	65	67	
LAST 12 Division I GAMES:																	
								297	A	Nicholls St.	54	73					
								271	H	Grambling	54	59					
								70	A	Arkansas	46	92					
												188	H	Louisiana Tech	53	73	

Non-Div I Games: Centenary (LA) 83 39 LSU-Alexandria 73 61

La.-Monroe

Lafayette

Through Games Of Dec. 11, 2016

Average RPI Win:	153	WON-LOST	WINNING	LAST 10	STRENGTH OF	OPP. STRENGTH	TEAM	ADJ.	CONF.	ADJ CONF.
Average RPI Loss:	149	RECORD	PCT. RANK	GAMES	SCHEDULE	OF SCHEDULE	RPI	RPI	RPI	RPI
DIV. I ONLY	1- 10	325	0- 10	217	147	302	302	24	24	
DIV. I NON-CONF.	1- 10	324	1- 10	217	150	301	301	24	24	
TOTALS	RPI 1-25	RPI 26-50	W-L RECORDS	RPI 51-100	RPI 101-150	RPI 150+				
1- 10	0- 0	0- 0	OVERALL	0- 5	0- 1	1- 4				
0- 2	0- 0	0- 0	HOME	0- 0	0- 0	0- 2				
1- 5	0- 0	0- 0	AWAY	0- 4	0- 0	1- 1				
0- 3	0- 0	0- 0	NEUTRAL	0- 1	0- 1	0- 1				
1- 10	0- 0	0- 0	NON-CONFERENCE	0- 5	0- 1	1- 4				
0- 2	0- 0	0- 0	HOME	0- 0	0- 0	0- 2				
1- 5	0- 0	0- 0	AWAY	0- 4	0- 0	1- 1				
0- 3	0- 0	0- 0	NEUTRAL	0- 1	0- 1	0- 1				
0- 0	0- 0	0- 0	CONFERENCE	0- 0	0- 0	0- 0				
0- 0	0- 0	0- 0	HOME	0- 0	0- 0	0- 0				
0- 0	0- 0	0- 0	AWAY	0- 0	0- 0	0- 0				
0- 0	0- 0	0- 0	NEUTRAL	0- 0	0- 0	0- 0				

RPI 1-25			RPI 26-50			RPI 51-100			RPI 101+			Team's RPI: 302
RPI	S	Opponent	Score	RPI	S	Opponent	Score	RPI	S	Opponent	Score	
						61 A Louisville	48 92	128 N Chattanooga		43 68		
						80 A Duquesne	52 67	153 A La Salle		56 49		
						81 N Hampton	55 58	207 H Robert Morris		51 62		
						82 A Rider	58 76	231 A Princeton		27 65		
						98 A St. John's (NY)	46 64	255 H Penn		47 64		
								265 N Bowling Green		42 69		
LAST 12 Division I GAMES:												
						80 A Duquesne	52 67	255 H Penn		47 64		
						231 A Princeton	27 65	81 N Hampton		55 58		
						98 A St. John's (NY)	46 64	265 N Bowling Green		42 69		
						82 A Rider	58 76	61 A Louisville		48 92		
						153 A La Salle	56 49	128 N Chattanooga		43 68		
								207 H Robert Morris		51 62		

Non-Div I Games:

Lafayette

 Loss,
 Non-Conf,
 S Site,
 Home
 Away
 N Neutral

Average RPI Win:	295	WON-LOST	WINNING	LAST 10	STRENGTH OF	OPP. STRENGTH	TEAM	ADJ.	CONF.	ADJ CONF.
Average RPI Loss:	53	RECORD	PCT. RANK	GAMES	SCHEDULE	OF SCHEDULE	RPI	RPI	RPI	RPI
DIV. I ONLY	2- 3	211	2- 3	19	261	76	76	27	27	
DIV. I NON-CONF.	2- 3	211	2- 3	19	260	77	77	27	27	
TOTALS	RPI 1-25	RPI 26-50	W-L RECORDS	RPI 51-100	RPI 101-150	RPI 150+				
2- 3	0- 1	0- 0	OVERALL	0- 2	0- 0	2- 0				
1- 0	0- 0	0- 0	HOME	0- 0	0- 0	1- 0				
1- 3	0- 1	0- 0	AWAY	0- 2	0- 0	1- 0				
0- 0	0- 0	0- 0	NEUTRAL	0- 0	0- 0	0- 0				
2- 3	0- 1	0- 0	NON-CONFERENCE	0- 2	0- 0	2- 0				
1- 0	0- 0	0- 0	HOME	0- 0	0- 0	1- 0				
1- 3	0- 1	0- 0	AWAY	0- 2	0- 0	1- 0				
0- 0	0- 0	0- 0	NEUTRAL	0- 0	0- 0	0- 0				
0- 0	0- 0	0- 0	CONFERENCE	0- 0	0- 0	0- 0				
0- 0	0- 0	0- 0	HOME	0- 0	0- 0	0- 0				
0- 0	0- 0	0- 0	AWAY	0- 0	0- 0	0- 0				
0- 0	0- 0	0- 0	NEUTRAL	0- 0	0- 0	0- 0				

RPI 1-25				RPI 26-50				RPI 51-100				Team's RPI: 76				RPI 101+			
RPI	S	Opponent	Score	RPI	S	Opponent	Score	RPI	S	Opponent	Score	RPI	S	Opponent	Score	RPI	S	Opponent	Score
17	A	Kansas St.	43 68					66	A	Oregon	67 84	267	A	Canisius	65 51				
								77	A	Oregon St.	56 88	322	H	Northern Ariz.	75 60				
LAST 12 Division I GAMES:																			
267	A	Canisius	65 51	77	A	Oregon St.	56 88												
322	H	Northern Ariz.	75 60																
17	A	Kansas St.	43 68																
66	A	Oregon	67 84																

Non-Div I Games: St. Thomas (TX) 95 49 Southwestern (TX) 87 41

Lamar University

Loss, Non-Conf, S Site, H Home A Away N Neutral

Average RPI Win:	284	WON-LOST	WINNING	LAST 10	STRENGTH OF	OPP. STRENGTH	TEAM	ADJ.	CONF.	ADJ CONF.
Average RPI Loss:	128	RECORD	PCT. RANK	GAMES	SCHEDULE	OF SCHEDULE	RPI	RPI	RPI	RPI
DIV. I ONLY	4- 6	211	4- 6	264	252	278	278	24	24	
DIV. I NON-CONF.	4- 6	211	4- 6	266	251	275	275	24	24	
TOTALS	RPI 1-25	RPI 26-50	W-L RECORDS	RPI 51-100	RPI 101-150	RPI 150+				
4- 6	0- 0	0- 1	OVERALL	0- 2	0- 1	4- 2				
3- 3	0- 0	0- 0	HOME	0- 1	0- 0	3- 2				
1- 3	0- 0	0- 1	AWAY	0- 1	0- 1	1- 0				
0- 0	0- 0	0- 0	NEUTRAL	0- 0	0- 0	0- 0				
4- 6	0- 0	0- 1	NON-CONFERENCE	0- 2	0- 1	4- 2				
3- 3	0- 0	0- 0	HOME	0- 1	0- 0	3- 2				
1- 3	0- 0	0- 1	AWAY	0- 1	0- 1	1- 0				
0- 0	0- 0	0- 0	NEUTRAL	0- 0	0- 0	0- 0				
0- 0	0- 0	0- 0	CONFERENCE	0- 0	0- 0	0- 0				
0- 0	0- 0	0- 0	HOME	0- 0	0- 0	0- 0				
0- 0	0- 0	0- 0	AWAY	0- 0	0- 0	0- 0				
0- 0	0- 0	0- 0	NEUTRAL	0- 0	0- 0	0- 0				

RPI 1-25				RPI 26-50				RPI 51-100				RPI 101+ Team's RPI: 278			
RPI	S	Opponent	Score	RPI	S	Opponent	Score	RPI	S	Opponent	Score	RPI	S	Opponent	Score
				29	A	California	63 96	80	A	Duquesne	49 63	135	A	Villanova	37 59
								82	H	Rider	68 75	184	H	Sacred Heart	68 62
												215	H	Norfolk St.	57 81
												227	H	Monmouth	62 73
												294	H	Delaware St.	91 80
												326	H	NJIT	84 52
												332	A	Mt. St. Mary's	74 57
LAST 12 Division I GAMES:															
				215	H	Norfolk St.	57 81	29	A	California	63 96				
				332	A	Mt. St. Mary's	74 57	82	H	Rider	68 75				
				184	H	Sacred Heart	68 62	135	A	Villanova	37 59				
				294	H	Delaware St.	91 80	326	H	NJIT	84 52				
				80	A	Duquesne	49 63	227	H	Monmouth	62 73				

Non-Div I Games: East Stroudsburg 78 72

Lehigh

Liberty

Through Games Of Dec. 11, 2016

Average RPI Win:	0	WON-LOST	WINNING	LAST 10	STRENGTH OF	OPP. STRENGTH	TEAM	ADJ.	CONF.	ADJ CONF.
Average RPI Loss:	173	RECORD	PCT. RANK	GAMES	SCHEDULE	OF SCHEDULE	RPI	RPI	RPI	RPI
DIV. I ONLY	0- 6	326	0- 6	134	304	318	318	26	26	
DIV. I NON-CONF.	0- 6	325	0- 6	134	305	318	318	26	26	
TOTALS	RPI 1-25	RPI 26-50	W-L RECORDS	RPI 51-100	RPI 101-150	RPI 150+				
0- 6	0- 0	0- 1	OVERALL	0- 1	0- 1	0- 3				
0- 3	0- 0	0- 1	HOME	0- 0	0- 1	0- 1				
0- 2	0- 0	0- 0	AWAY	0- 1	0- 0	0- 1				
0- 1	0- 0	0- 0	NEUTRAL	0- 0	0- 0	0- 1				
0- 6	0- 0	0- 1	NON-CONFERENCE	0- 1	0- 1	0- 3				
0- 3	0- 0	0- 1	HOME	0- 0	0- 1	0- 1				
0- 2	0- 0	0- 0	AWAY	0- 1	0- 0	0- 1				
0- 1	0- 0	0- 0	NEUTRAL	0- 0	0- 0	0- 1				
0- 0	0- 0	0- 0	CONFERENCE	0- 0	0- 0	0- 0				
0- 0	0- 0	0- 0	HOME	0- 0	0- 0	0- 0				
0- 0	0- 0	0- 0	AWAY	0- 0	0- 0	0- 0				
0- 0	0- 0	0- 0	NEUTRAL	0- 0	0- 0	0- 0				

RPI S	Opponent	Score	RPI S	Opponent	Score	RPI S	Opponent	Score	RPI S	Opponent	Score	Team's RPI: 318
42	H Duke	38 98	85	A Navy	66 67	140	H James Madison	48 62	222	H Appalachian St.	57 66	
						269	N Richmond	54 63	280	A Valparaiso	68 70	
LAST 12 Division I GAMES:												
85	A Navy	66 67	269	N Richmond	54 63	280	A Valparaiso	68 70	222	H Appalachian St.	57 66	
			140	H James Madison	48 62	42	H Duke	38 98				

Non-Div I Games: West Liberty 64 38

Liberty

Loss, Non-Conf, S Site, H Home A Away N Neutral

RPI 1-25				RPI 26-50				RPI 51-100				RPI 101+			
RPI	S	Opponent	Score	RPI	S	Opponent	Score	RPI	S	Opponent	Score	RPI	S	Opponent	Score
												108	H	Charleston So.	52 67
												125	A	Belmont	62 100
												157	A	Alabama	35 82
												180	A	Ole Miss	49 76
												189	H	Tennessee St.	71 77
												245	A	Morehead St.	53 73
												284	A	Southeast Mo. St.	63 79
												288	A	Loyola Maryland	30 74
												296	A	Murray St.	59 79
LAST 12 Division I GAMES:															
				284	A	Southeast Mo. St.	63 79	189	H	Tennessee St.	71 77				
				245	A	Morehead St.	53 73	180	A	Ole Miss	49 76				
				125	A	Belmont	62 100	288	A	Loyola Maryland	30 74				
				108	H	Charleston So.	52 67								
				296	A	Murray St.	59 79								
				157	A	Alabama	35 82								

Lipscomb

Page 145

Little Rock

Through Games Of Dec. 11, 2016

Average RPI Win:	185	WON-LOST	WINNING	LAST 10	STRENGTH OF	OPP. STRENGTH	TEAM	ADJ.	CONF.	ADJ CONF.
Average RPI Loss:	37	RECORD	PCT. RANK	GAMES	SCHEDULE	OF SCHEDULE	RPI	RPI	RPI	RPI
DIV. I ONLY	5- 4	139	0- 1	40	69	63	63	17	17	
DIV. I NON-CONF.	5- 4	142	0- 1	40	70	64	64	17	17	
TOTALS	RPI 1-25	RPI 26-50	W-L RECORDS	RPI 51-100	RPI 101-150	RPI 150+				
5- 4	0- 2	0- 1	OVERALL	0- 1	2- 0	3- 0				
3- 1	0- 1	0- 0	HOME	0- 0	1- 0	2- 0				
2- 3	0- 1	0- 1	AWAY	0- 1	1- 0	1- 0				
0- 0	0- 0	0- 0	NEUTRAL	0- 0	0- 0	0- 0				
5- 4	0- 2	0- 1	NON-CONFERENCE	0- 1	2- 0	3- 0				
3- 1	0- 1	0- 0	HOME	0- 0	1- 0	2- 0				
2- 3	0- 1	0- 1	AWAY	0- 1	1- 0	1- 0				
0- 0	0- 0	0- 0	NEUTRAL	0- 0	0- 0	0- 0				
0- 0	0- 0	0- 0	CONFERENCE	0- 0	0- 0	0- 0				
0- 0	0- 0	0- 0	HOME	0- 0	0- 0	0- 0				
0- 0	0- 0	0- 0	AWAY	0- 0	0- 0	0- 0				
0- 0	0- 0	0- 0	NEUTRAL	0- 0	0- 0	0- 0				

RPI 1-25				RPI 26-50				RPI 51-100				RPI 101+			
RPI	S	Opponent	Score	RPI	S	Opponent	Score	RPI	S	Opponent	Score	RPI	S	Opponent	Score
3	A	Green Bay	31 57	39	A	Oklahoma	58 68	83	A	Fordham	43 65	114	H	Oral Roberts	56 50
21	H	Texas A&M	37 55									133	A	Missouri St.	58 47
												179	H	Saint Louis	56 43
												232	H	North Texas	55 44
												266	A	Memphis	54 44
LAST 12 Division I GAMES:															
179	H	Saint Louis	56 43	83	A	Fordham	43 65								
21	H	Texas A&M	37 55	266	A	Memphis	54 44								
39	A	Oklahoma	58 68	114	H	Oral Roberts	56 50								
3	A	Green Bay	31 57	133	A	Missouri St.	58 47								
232	H	North Texas	55 44												

Non-Div I Games:

Little Rock

Loss, Non-Conf, S Site, H Home A Away N Neutral

Average RPI Win: 263		WON-LOST	WINNING	LAST 10	STRENGTH OF	OPP. STRENGTH	TEAM	ADJ.	CONF.	ADJ CONF.
Average RPI Loss: 67		RECORD	PCT. RANK	GAMES	SCHEDULE	OF SCHEDULE	RPI	RPI	RPI	RPI
DIV. I ONLY		6- 4	126	6- 4	188	250	138	138	22	22
DIV. I NON-CONF.		6- 4	126	6- 4	189	249	140	140	22	22
TOTALS	RPI 1-25		RPI 26-50		W-L RECORDS	RPI 51-100	RPI 101-150		RPI 150+	
6- 4	0- 0		0- 3		OVERALL	0- 0	0- 0		6- 1	
2- 1	0- 0		0- 1		HOME	0- 0	0- 0		2- 0	
3- 2	0- 0		0- 1		AWAY	0- 0	0- 0		3- 1	
1- 1	0- 0		0- 1		NEUTRAL	0- 0	0- 0		1- 0	
6- 4	0- 0		0- 3		NON-CONFERENCE	0- 0	0- 0		6- 1	
2- 1	0- 0		0- 1		HOME	0- 0	0- 0		2- 0	
3- 2	0- 0		0- 1		AWAY	0- 0	0- 0		3- 1	
1- 1	0- 0		0- 1		NEUTRAL	0- 0	0- 0		1- 0	
0- 0	0- 0		0- 0		CONFERENCE	0- 0	0- 0		0- 0	
0- 0	0- 0		0- 0		HOME	0- 0	0- 0		0- 0	
0- 0	0- 0		0- 0		AWAY	0- 0	0- 0		0- 0	
0- 0	0- 0		0- 0		NEUTRAL	0- 0	0- 0		0- 0	

RPI 1-25				RPI 26-50				RPI 51-100				RPI 101+				Team's RPI: 138	
RPI	S	Opponent	Score	RPI	S	Opponent	Score	RPI	S	Opponent	Score	RPI	S	Opponent	Score		
				27	A	Southern California	74 82					166	A	San Francisco	71 73		
				31	N	Florida	53 83					205	H	Houston	65 55		
				42	H	Duke	46 83					217	A	Loyola Marymount	81 78		
												226	H	Pacific	66 58		
												261	A	Nevada	97 93		
												331	N	Boston U.	61 48		
												338	A	Pepperdine	44 41		
LAST 12 Division I GAMES:																	
				217	A	Loyola Marymount	81 78	226	H	Pacific	66 58						
				205	H	Houston	65 55	331	N	Boston U.	61 48						
				338	A	Pepperdine	44 41	31	N	Florida	53 83						
				261	A	Nevada	97 93	27	A	Southern California	74 82						
								42	H	Duke	46 83						
								166	A	San Francisco	71 73						

Non-Div I Games:

Long Beach St.

■ Loss, ■ Non-Conf, S Site, H Home A Away N Neutral

Average RPI Win:	340	WON-LOST	WINNING	LAST 10	STRENGTH OF	OPP. STRENGTH	TEAM	ADJ.	CONF.	ADJ CONF.
Average RPI Loss:	140	RECORD	PCT. RANK	GAMES	SCHEDULE	OF SCHEDULE	RPI	RPI	RPI	RPI
DIV. I ONLY	1- 5	294	1- 5	191	296	274	274	26	26	
DIV. I NON-CONF.	1- 5	292	1- 5	192	295	270	270	26	26	
TOTALS	RPI 1-25	RPI 26-50	W-L RECORDS	RPI 51-100	RPI 101-150	RPI 150+				
1- 5	0- 0	0- 1	OVERALL	0- 2	0- 0	1- 2				
0- 1	0- 0	0- 0	HOME	0- 0	0- 0	0- 1				
1- 4	0- 0	0- 0	AWAY	0- 0	0- 0	1- 0				
0- 0	0- 0	0- 0	NEUTRAL	0- 0	0- 0	0- 0				
1- 5	0- 0	0- 1	NON-CONFERENCE	0- 2	0- 0	1- 2				
0- 1	0- 0	0- 0	HOME	0- 0	0- 0	0- 1				
1- 4	0- 0	0- 1	AWAY	0- 2	0- 0	1- 1				
0- 0	0- 0	0- 0	NEUTRAL	0- 0	0- 0	0- 0				
0- 0	0- 0	0- 0	CONFERENCE	0- 0	0- 0	0- 0				
0- 0	0- 0	0- 0	HOME	0- 0	0- 0	0- 0				
0- 0	0- 0	0- 0	AWAY	0- 0	0- 0	0- 0				
0- 0	0- 0	0- 0	NEUTRAL	0- 0	0- 0	0- 0				

RPI 1-25				RPI 26-50				RPI 51-100				RPI 101+Team's RPI: 274			
RPI	S	Opponent	Score	RPI	S	Opponent	Score	RPI	S	Opponent	Score	RPI	S	Opponent	Score
				42	A	Duke	48 105	52	A	Marquette	37 87	215	H	Norfolk St.	56 85
								53	A	Charlotte	41 66	337	A	Fairleigh Dickinson	59 75
												340	A	UMass Lowell	72 59
LAST 12 Division I GAMES:															
				53	A	Charlotte	41 66	337	A	Fairleigh Dickinson	59 75				
				215	H	Norfolk St.	56 85	42	A	Duke	48 105				
				340	A	UMass Lowell	72 59	52	A	Marquette	37 87				

Non-Div I Games: West Va. Tech 58 76

Longwood

Average RPI Win: 304		WON-LOST	WINNING	LAST 10	STRENGTH OF	OPP. STRENGTH	TEAM	ADJ.	CONF.	ADJ CONF.
Average RPI Loss: 73		RECORD	PCT. RANK	GAMES	SCHEDULE	OF SCHEDULE	RPI	RPI	RPI	RPI
DIV. I ONLY		2- 2	152	2- 2	176	75	127	127	17	17
DIV. I NON-CONF.		2- 2	153	2- 2	176	76	128	128	17	17
TOTALS	RPI 1-25		RPI 26-50		W-L RECORDS	RPI 51-100	RPI 101-150		RPI 150+	
2- 2	0- 1		0- 0		OVERALL	0- 0	0- 1		2- 0	
0- 0	0- 0		0- 0		HOME	0- 0	0- 0		0- 0	
1- 1	0- 0		0- 0		AWAY	0- 0	0- 1		1- 0	
1- 1	0- 1		0- 0		NEUTRAL	0- 0	0- 0		1- 0	
2- 2	0- 1		0- 0		NON-CONFERENCE	0- 0	0- 1		2- 0	
0- 0	0- 0		0- 0		HOME	0- 0	0- 0		0- 0	
1- 1	0- 0		0- 0		AWAY	0- 0	0- 1		1- 0	
1- 1	0- 1		0- 0		NEUTRAL	0- 0	0- 0		1- 0	
0- 0	0- 0		0- 0		CONFERENCE	0- 0	0- 0		0- 0	
0- 0	0- 0		0- 0		HOME	0- 0	0- 0		0- 0	
0- 0	0- 0		0- 0		AWAY	0- 0	0- 0		0- 0	
0- 0	0- 0		0- 0		NEUTRAL	0- 0	0- 0		0- 0	

RPI 1-25				RPI 26-50				RPI 51-100				RPI 101+				Team's RPI: 127	
RPI	S	Opponent	Score	RPI	S	Opponent	Score	RPI	S	Opponent	Score	RPI	S	Opponent	Score		
2	N	Notre Dame	51 91									144	A	Southern Miss.	49 71		
												284	N	Southeast Mo. St.	82 78		
												324	A	McNeese	77 70		
LAST 12 Division I GAMES:																	
				324	A	McNeese	77 70					144	A	Southern Miss.	49 71		
												284	N	Southeast Mo. St.	82 78		
												2	N	Notre Dame	51 91		

Non-Div I Games:	Xavier (LA)	74	55	Southern-N.O.	87	57
------------------	-------------	----	----	---------------	----	----

Louisiana

■ Loss, ■ Non-Conf, S Site, H Home A Away N Neutral

Average RPI Win:	310	WON-LOST	WINNING	LAST 10	STRENGTH OF	OPP. STRENGTH	TEAM	ADJ.	CONF.	ADJ CONF.
Average RPI Loss:	38	RECORD	PCT. RANK	GAMES	SCHEDULE	OF SCHEDULE	RPI	RPI	RPI	RPI
DIV. I ONLY	4- 3	131	4- 3	251	202	188	188	13	13	
DIV. I NON-CONF.	4- 3	132	4- 3	253	201	190	190	13	13	
TOTALS	RPI 1-25	RPI 26-50	W-L RECORDS	RPI 51-100	RPI 101-150	RPI 150+				
4- 3	0- 1	0- 1	OVERALL	0- 1	0- 0	4- 0				
2- 2	0- 1	0- 1	HOME	0- 0	0- 0	2- 0				
2- 1	0- 0	0- 0	AWAY	0- 1	0- 0	2- 0				
0- 0	0- 0	0- 0	NEUTRAL	0- 0	0- 0	0- 0				
4- 3	0- 1	0- 1	NON-CONFERENCE	0- 1	0- 0	4- 0				
2- 2	0- 1	0- 1	HOME	0- 0	0- 0	2- 0				
2- 1	0- 0	0- 0	AWAY	0- 1	0- 0	2- 0				
0- 0	0- 0	0- 0	NEUTRAL	0- 0	0- 0	0- 0				
0- 0	0- 0	0- 0	CONFERENCE	0- 0	0- 0	0- 0				
0- 0	0- 0	0- 0	HOME	0- 0	0- 0	0- 0				
0- 0	0- 0	0- 0	AWAY	0- 0	0- 0	0- 0				
0- 0	0- 0	0- 0	NEUTRAL	0- 0	0- 0	0- 0				

RPI 1-25				RPI 26-50				RPI 51-100				RPI 101+ Team's RPI: 188			
RPI	S	Opponent	Score	RPI	S	Opponent	Score	RPI	S	Opponent	Score	RPI	S	Opponent	Score
7	H	LSU	73 77	43	H	SFA	58 60	64	A	Clemson	67 78	271	H	Grambling	69 55
												297	H	Nicholls St.	68 52
												324	A	McNeese	66 56
												346	A	La.-Monroe	73 53
LAST 12 Division I GAMES:															
297	H	Nicholls St.	68 52	271	H	Grambling	69 55								
43	H	SFA	58 60	7	H	LSU	73 77								
324	A	McNeese	66 56												
346	A	La.-Monroe	73 53												
64	A	Clemson	67 78												

Non-Div I Games: LSU-Alexandria 103 63

Louisiana Tech

Average RPI Win:	164	WON-LOST	WINNING	LAST 10	STRENGTH OF	OPP. STRENGTH	TEAM	ADJ.	CONF.	ADJ CONF.
Average RPI Loss:	19	RECORD	PCT. RANK	GAMES	SCHEDULE	OF SCHEDULE	RPI	RPI	RPI	RPI
DIV. I ONLY	8- 2	43	8- 2	113	27	61	61	3	3	
DIV. I NON-CONF.	8- 2	43	8- 2	114	27	62	62	3	3	
TOTALS	RPI 1-25	RPI 26-50	W-L RECORDS	RPI 51-100	RPI 101-150	RPI 150+				
8- 2	1- 1	0- 1	OVERALL	0- 0	4- 0	3- 0				
6- 1	1- 0	0- 1	HOME	0- 0	3- 0	2- 0				
2- 0	0- 0	0- 0	AWAY	0- 0	1- 0	1- 0				
0- 1	0- 1	0- 0	NEUTRAL	0- 0	0- 0	0- 0				
8- 2	1- 1	0- 1	NON-CONFERENCE	0- 0	4- 0	3- 0				
6- 1	1- 0	0- 1	HOME	0- 0	3- 0	2- 0				
2- 0	0- 0	0- 0	AWAY	0- 0	1- 0	1- 0				
0- 1	0- 1	0- 0	NEUTRAL	0- 0	0- 0	0- 0				
0- 0	0- 0	0- 0	CONFERENCE	0- 0	0- 0	0- 0				
0- 0	0- 0	0- 0	HOME	0- 0	0- 0	0- 0				
0- 0	0- 0	0- 0	AWAY	0- 0	0- 0	0- 0				
0- 0	0- 0	0- 0	NEUTRAL	0- 0	0- 0	0- 0				

RPI 1-25				RPI 26-50				RPI 51-100				RPI 101+			
RPI	S	Opponent	Score	RPI	S	Opponent	Score	RPI	S	Opponent	Score	RPI	S	Opponent	Score
4	N	South Carolina	59 83	34	H	Maryland	72 78					110	A	Middle Tenn.	91 72
22	H	Kentucky	69 67									118	H	Western Ky.	68 61
												125	H	Belmont	73 50
												128	H	Chattanooga	63 47
												242	A	UT Martin	100 57
												265	H	Bowling Green	83 58
												302	H	Lafayette	92 48
LAST 12 Division I GAMES:															
128	H	Chattanooga	63 47	118	H	Western Ky.	68 61								
302	H	Lafayette	92 48	22	H	Kentucky	69 67								
265	H	Bowling Green	83 58	34	H	Maryland	72 78								
110	A	Middle Tenn.	91 72	4	N	South Carolina	59 83								
125	H	Belmont	73 50												
242	A	UT Martin	100 57												

Non-Div I Games:

Louisville

■ Loss,
■ Non-Conf, S Site,
■ Home
■ Away
N Neutral

Loyola Chicago

Through Games Of Dec. 11, 2016

Average RPI Win:	320	WON-LOST	WINNING	LAST 10	STRENGTH OF	OPP. STRENGTH	TEAM	ADJ.	CONF.	ADJ CONF.
Average RPI Loss:	120	RECORD	PCT. RANK	GAMES	SCHEDULE	OF SCHEDULE	RPI	RPI	RPI	RPI
DIV. I ONLY	1- 8	316	1- 8	22	312	229	229	16	16	
DIV. I NON-CONF.	1- 8	316	1- 8	21	312	229	229	16	16	
TOTALS	RPI 1-25	RPI 26-50	W-L RECORDS	RPI 51-100	RPI 101-150	RPI 150+				
1- 8	0- 1	0- 0	OVERALL	0- 1	0- 3	1- 3				
1- 2	0- 0	0- 0	HOME	0- 0	0- 2	1- 0				
0- 4	0- 1	0- 0	AWAY	0- 0	0- 0	0- 3				
0- 2	0- 0	0- 0	NEUTRAL	0- 1	0- 1	0- 0				
1- 8	0- 1	0- 0	NON-CONFERENCE	0- 1	0- 3	1- 3				
1- 2	0- 0	0- 0	HOME	0- 0	0- 2	1- 0				
0- 4	0- 1	0- 0	AWAY	0- 0	0- 0	0- 3				
0- 2	0- 0	0- 0	NEUTRAL	0- 1	0- 1	0- 0				
0- 0	0- 0	0- 0	CONFERENCE	0- 0	0- 0	0- 0				
0- 0	0- 0	0- 0	HOME	0- 0	0- 0	0- 0				
0- 0	0- 0	0- 0	AWAY	0- 0	0- 0	0- 0				
0- 0	0- 0	0- 0	NEUTRAL	0- 0	0- 0	0- 0				

RPI 1-25				RPI 26-50			RPI 51-100				RPI 101+			Team's RPI: 229	
RPI	S	Opponent	Score	RPI	S	Opponent	Score	RPI	S	Opponent	Score	RPI	S	Opponent	Score
11	A	Miami (FL)	43 81					64	N	Clemson	40 61	103	N	Troy	67 91
												136	H	Northern Ill.	70 90
												139	H	Milwaukee	46 73
												155	A	Western Mich.	53 65
												161	A	Pittsburgh	35 59
												190	A	Central Mich.	57 95
												320	H	Chicago St.	59 54
LAST 12 Division I GAMES:															
139	H	Milwaukee	46 73	320	H	Chicago St.	59 54								
161	A	Pittsburgh	35 59	11	A	Miami (FL)	43 81								
136	H	Northern Ill.	70 90	155	A	Western Mich.	53 65								
				190	A	Central Mich.	57 95								
				103	N	Troy	67 91								
				64	N	Clemson	40 61								

Non-Div I Games:

Loyola Chicago

Loss, Non-Conf, S Site, H Home A Away N Neutral

Average RPI Win: 321		WON-LOST	WINNING	LAST 10	STRENGTH OF	OPP. STRENGTH	TEAM	ADJ.	CONF.	ADJ CONF.
Average RPI Loss: 170		RECORD	PCT. RANK	GAMES	SCHEDULE	OF SCHEDULE	RPI	RPI	RPI	RPI
DIV. I ONLY		4- 5	181	4- 5	304	287	288	288	24	24
DIV. I NON-CONF.		4- 5	183	4- 5	304	285	285	285	24	24
TOTALS	RPI 1-25		RPI 26-50		W-L RECORDS	RPI 51-100	RPI 101-150		RPI 150+	
4- 5	0- 0		0- 0		OVERALL	0- 0	0- 2		4- 3	
3- 2	0- 0		0- 0		HOME	0- 0	0- 1		3- 1	
1- 3	0- 0		0- 0		AWAY	0- 0	0- 1		1- 2	
0- 0	0- 0		0- 0		NEUTRAL	0- 0	0- 0		0- 0	
4- 5	0- 0		0- 0		NON-CONFERENCE	0- 0	0- 2		4- 3	
3- 2	0- 0		0- 0		HOME	0- 0	0- 1		3- 1	
1- 3	0- 0		0- 0		AWAY	0- 0	0- 1		1- 2	
0- 0	0- 0		0- 0		NEUTRAL	0- 0	0- 0		0- 0	
0- 0	0- 0		0- 0		CONFERENCE	0- 0	0- 0		0- 0	
0- 0	0- 0		0- 0		HOME	0- 0	0- 0		0- 0	
0- 0	0- 0		0- 0		AWAY	0- 0	0- 0		0- 0	
0- 0	0- 0		0- 0		NEUTRAL	0- 0	0- 0		0- 0	

RPI 1-25				RPI 26-50				RPI 51-100				RPI 101+				Team's RPI: 288	
RPI	S	Opponent	Score	RPI	S	Opponent	Score	RPI	S	Opponent	Score	RPI	S	Opponent	Score		
												122	A	Cornell	50	58	
												129	H	Delaware	45	47	
												161	A	Pittsburgh	44	74	
												164	H	Columbia	53	65	
												272	A	Fairfield	57	58	
												303	H	St. Francis Brooklyn	69	60	
												312	A	UMBC	70	65	
												332	H	Mt. St. Mary's	58	53	
												336	H	Lipscomb	74	30	
LAST 12 Division I GAMES:																	
				312	A	UMBC	70 65	164	H	Columbia	53 65						
				129	H	Delaware	45 47	161	A	Pittsburgh	44 74						
				332	H	Mt. St. Mary's	58 53	303	H	St. Francis Brooklyn	69 60						
								272	A	Fairfield	57 58						
								122	A	Cornell	50 58						
								336	H	Lipscomb	74 30						

Non-Div I Games:

Loyola Maryland

■ Loss, ■ Non-Conf, S Site, H Home A Away N Neutral

Average RPI Win:	307	WON-LOST	WINNING	LAST 10	STRENGTH OF	OPP. STRENGTH	TEAM	ADJ.	CONF.	ADJ CONF.
Average RPI Loss:	103	RECORD	PCT. RANK	GAMES	SCHEDULE	OF SCHEDULE	RPI	RPI	RPI	RPI
DIV. I ONLY	5- 5	152	5- 5	255	239	217	217	10	10	
DIV. I NON-CONF.	5- 5	153	5- 5	257	237	218	218	10	10	
TOTALS	RPI 1-25	RPI 26-50	W-L RECORDS	RPI 51-100	RPI 101-150	RPI 150+				
5- 5	0- 1	0- 0	OVERALL	0- 1	0- 2	5- 1				
2- 3	0- 0	0- 0	HOME	0- 0	0- 2	2- 1				
3- 2	0- 1	0- 0	AWAY	0- 0	0- 0	3- 0				
0- 0	0- 0	0- 0	NEUTRAL	0- 0	0- 0	0- 0				
5- 5	0- 1	0- 0	NON-CONFERENCE	0- 1	0- 2	5- 1				
2- 3	0- 0	0- 0	HOME	0- 0	0- 2	2- 1				
3- 2	0- 1	0- 0	AWAY	0- 1	0- 0	3- 0				
0- 0	0- 0	0- 0	NEUTRAL	0- 0	0- 0	0- 0				
0- 0	0- 0	0- 0	CONFERENCE	0- 0	0- 0	0- 0				
0- 0	0- 0	0- 0	HOME	0- 0	0- 0	0- 0				
0- 0	0- 0	0- 0	AWAY	0- 0	0- 0	0- 0				
0- 0	0- 0	0- 0	NEUTRAL	0- 0	0- 0	0- 0				

RPI 1-25				RPI 26-50				RPI 51-100				RPI 101+				Team's RPI: 217	
RPI	S	Opponent	Score	RPI	S	Opponent	Score	RPI	S	Opponent	Score	RPI	S	Opponent	Score		
15	A	Oklahoma St.	58 66					58	A	Washington St.	45 92	125	H	Belmont	72 79		
												138	H	Long Beach St.	78 81		
												179	H	Saint Louis	76 90		
												270	A	San Diego St.	60 53		
												289	H	UC Irvine	58 39		
												306	A	Seattle U	62 59		
												329	H	UC Santa Barbara	57 55		
												343	A	Cal St. Fullerton	77 62		
LAST 12 Division I GAMES:																	
138	H	Long Beach St.	78 81	270	A	San Diego St.	60 53	15	A	Oklahoma St.	58 66						
343	A	Cal St. Fullerton	77 62	179	H	Saint Louis	76 90	58	A	Washington St.	45 92						
329	H	UC Santa Barbara	57 55														
306	A	Seattle U	62 59														
125	H	Belmont	72 79														
289	H	UC Irvine	58 39														

Non-Div I Games:

Loyola Marymount

Average RPI Win:	215	WON-LOST	WINNING	LAST 10	STRENGTH OF	OPP. STRENGTH	TEAM	ADJ.	CONF.	ADJ CONF.
Average RPI Loss:	44	RECORD	PCT. RANK	GAMES	SCHEDULE	OF SCHEDULE	RPI	RPI	RPI	RPI
DIV. I ONLY	5- 5	152	5- 5	41	127	101	101	25	25	
DIV. I NON-CONF.	5- 5	153	5- 5	42	128	101	101	25	25	
TOTALS	RPI 1-25	RPI 26-50	W-L RECORDS	RPI 51-100	RPI 101-150	RPI 150+				
5- 5	0- 2	0- 0	OVERALL	0- 3	2- 0	3- 0				
3- 1	0- 1	0- 0	HOME	0- 0	1- 0	2- 0				
0- 3	0- 1	0- 0	AWAY	0- 2	0- 0	0- 0				
2- 1	0- 0	0- 0	NEUTRAL	0- 1	1- 0	1- 0				
5- 5	0- 2	0- 0	NON-CONFERENCE	0- 3	2- 0	3- 0				
3- 1	0- 1	0- 0	HOME	0- 0	1- 0	2- 0				
0- 3	0- 1	0- 0	AWAY	0- 2	0- 0	0- 0				
2- 1	0- 0	0- 0	NEUTRAL	0- 1	1- 0	1- 0				
0- 0	0- 0	0- 0	CONFERENCE	0- 0	0- 0	0- 0				
0- 0	0- 0	0- 0	HOME	0- 0	0- 0	0- 0				
0- 0	0- 0	0- 0	AWAY	0- 0	0- 0	0- 0				
0- 0	0- 0	0- 0	NEUTRAL	0- 0	0- 0	0- 0				

RPI 1-25				RPI 26-50				RPI 51-100				RPI 101+ Team's RPI: 101			
RPI	S	Opponent	Score	RPI	S	Opponent	Score	RPI	S	Opponent	Score	RPI	S	Opponent	Score
4	A	South Carolina	42 79					64	A	Clemson	61 69	128	N	Chattanooga	49 39
6	H	Mississippi St.	43 87					65	A	Harvard	62 69	148	H	Purdue	67 47
								81	N	Hampton	49 58	250	N	Saint Peter's	59 43
												268	H	Dartmouth	60 55
												279	H	Northeastern	68 49
LAST 12 Division I GAMES:															
64	A	Clemson	61 69	268	H	Dartmouth	60 55								
128	N	Chattanooga	49 39	279	H	Northeastern	68 49								
81	N	Hampton	49 58	6	H	Mississippi St.	43 87								
4	A	South Carolina	42 79	148	H	Purdue	67 47								
250	N	Saint Peter's	59 43												
65	A	Harvard	62 69												

Non-Div I Games:

Maine

■ Loss,
 ■ Non-Conf,
 ■ S Site,
 ■ H Home
 ■ A Away
 N Neutral

Average RPI Win:	238	WON-LOST	WINNING	LAST 10	STRENGTH OF	OPP. STRENGTH	TEAM	ADJ.	CONF.	ADJ CONF.
Average RPI Loss:	176	RECORD	PCT. RANK	GAMES	SCHEDULE	OF SCHEDULE	RPI	RPI	RPI	RPI
DIV. I ONLY	4- 4	152	4- 4	153	305	169	169	19	19	
DIV. I NON-CONF.	4- 2	91	4- 2	102	294	93	93	18	18	
TOTALS	RPI 1-25	RPI 26-50	W-L RECORDS	RPI 51-100	RPI 101-150	RPI 150+				
4- 4	0- 1	0- 0	OVERALL	0- 0	1- 0	3- 3				
2- 2	0- 0	0- 0	HOME	0- 0	1- 0	1- 2				
2- 2	0- 0	0- 0	AWAY	0- 0	0- 0	2- 0				
0- 0	0- 0	0- 0	NEUTRAL	0- 0	0- 0	0- 0				
4- 2	0- 1	0- 0	NON-CONFERENCE	0- 0	1- 0	3- 1				
2- 1	0- 0	0- 0	HOME	0- 0	1- 0	1- 1				
2- 1	0- 1	0- 0	AWAY	0- 0	0- 0	2- 0				
0- 0	0- 0	0- 0	NEUTRAL	0- 0	0- 0	0- 0				
0- 2	0- 0	0- 0	CONFERENCE	0- 0	0- 0	0- 2				
0- 1	0- 0	0- 0	HOME	0- 0	0- 0	0- 1				
0- 1	0- 0	0- 0	AWAY	0- 0	0- 0	0- 1				
0- 0	0- 0	0- 0	NEUTRAL	0- 0	0- 0	0- 0				

RPI 1-25				RPI 26-50				RPI 51-100				RPI 101+ Team's RPI: 169			
RPI	S	Opponent	Score	RPI	S	Opponent	Score	RPI	S	Opponent	Score	RPI	S	Opponent	Score
20	A	Buffalo	39 73									150	H	Yale	63 57
												159	A	Iona	53 70
												181	A	Brown	58 57
												224	H	Stony Brook	50 55
												300	H	Marist	47 62
												303	A	St. Francis Brooklyn	55 52
												319	H	Holy Cross	60 56
LAST 12 Division I GAMES:															
181	A	Brown	58 57	303	A	St. Francis Brooklyn	55 52								
20	A	Buffalo	39 73	159	A	Iona	53 70								
150	H	Yale	63 57	300	H	Marist	47 62								
319	H	Holy Cross	60 56	224	H	Stony Brook	50 55								

Non-Div I Games:

Manhattan

Average RPI Win:	266	WON-LOST	WINNING	LAST 10	STRENGTH OF	OPP. STRENGTH	TEAM	ADJ.	CONF.	ADJ CONF.
Average RPI Loss:	169	RECORD	PCT. RANK	GAMES	SCHEDULE	OF SCHEDULE	RPI	RPI	RPI	RPI
DIV. I ONLY	3- 7	250	3- 7	301	169	300	300	19	19	
DIV. I NON-CONF.	2- 6	260	2- 6	281	184	305	305	18	18	
TOTALS	RPI 1-25	RPI 26-50	W-L RECORDS	RPI 51-100	RPI 101-150	RPI 150+				
3- 7	0- 0	0- 1	OVERALL	0- 2	0- 0	3- 4				
1- 2	0- 0	0- 0	HOME	0- 0	0- 0	1- 2				
1- 3	0- 0	0- 0	AWAY	0- 1	0- 0	1- 2				
1- 2	0- 0	0- 1	NEUTRAL	0- 1	0- 0	1- 0				
2- 6	0- 0	0- 1	NON-CONFERENCE	0- 2	0- 0	2- 3				
1- 1	0- 0	0- 0	HOME	0- 0	0- 0	1- 1				
0- 3	0- 0	0- 0	AWAY	0- 1	0- 0	0- 2				
1- 2	0- 0	0- 1	NEUTRAL	0- 1	0- 0	1- 0				
1- 1	0- 0	0- 0	CONFERENCE	0- 0	0- 0	1- 1				
0- 1	0- 0	0- 0	HOME	0- 0	0- 0	0- 1				
1- 0	0- 0	0- 0	AWAY	0- 0	0- 0	1- 0				
0- 0	0- 0	0- 0	NEUTRAL	0- 0	0- 0	0- 0				

RPI 1-25				RPI 26-50				RPI 51-100				RPI 101+				Team's RPI: 300	
RPI	S	Opponent	Score	RPI	S	Opponent	Score	RPI	S	Opponent	Score	RPI	S	Opponent	Score		
				28	N	Auburn	51 52	96	A	Hofstra	42 62	169	A	Manhattan	62 47		
								100	N	East Carolina	68 70	170	H	Seton Hall	63 76		
												218	A	Rhode Island	61 82		
												250	H	Saint Peter's	69 73		
												299	N	N.C. A&T	69 64		
												319	A	Holy Cross	46 50		
												331	H	Boston U.	76 57		
LAST 12 Division I GAMES:																	
				331	H	Boston U.	76 57	169	A	Manhattan	62 47						
				250	H	Saint Peter's	69 73	299	N	N.C. A&T	69 64						
				218	A	Rhode Island	61 82	28	N	Auburn	51 52						
				96	A	Hofstra	42 62	100	N	East Carolina	68 70						
								319	A	Holy Cross	46 50						
								170	H	Seton Hall	63 76						

Non-Div I Games:

Marist

■ Loss,
 ■ Non-Conf,
 ■ S Site,
 ■ H Home
 ■ A Away
 N Neutral

Average RPI Win:	171	WON-LOST	WINNING	LAST 10	STRENGTH OF	OPP. STRENGTH	TEAM	ADJ.	CONF.	ADJ CONF.
Average RPI Loss:	60	RECORD	PCT. RANK	GAMES	SCHEDULE	OF SCHEDULE	RPI	RPI	RPI	RPI
DIV. I ONLY	7- 2	50	7- 2	85	97	52	52	6	6	
DIV. I NON-CONF.	7- 2	50	7- 2	85	99	53	53	6	6	
TOTALS	RPI 1-25	RPI 26-50	W-L RECORDS	RPI 51-100	RPI 101-150	RPI 150+				
7- 2	0- 1	1- 0	OVERALL	2- 0	0- 1	4- 0				
4- 1	0- 1	1- 0	HOME	1- 0	0- 0	2- 0				
3- 0	0- 0	0- 0	AWAY	1- 0	0- 0	2- 0				
0- 1	0- 0	0- 0	NEUTRAL	0- 0	0- 1	0- 0				
7- 2	0- 1	1- 0	NON-CONFERENCE	2- 0	0- 1	4- 0				
4- 1	0- 1	1- 0	HOME	1- 0	0- 0	2- 0				
3- 0	0- 0	0- 0	AWAY	1- 0	0- 0	2- 0				
0- 1	0- 0	0- 0	NEUTRAL	0- 0	0- 1	0- 0				
0- 0	0- 0	0- 0	CONFERENCE	0- 0	0- 0	0- 0				
0- 0	0- 0	0- 0	HOME	0- 0	0- 0	0- 0				
0- 0	0- 0	0- 0	AWAY	0- 0	0- 0	0- 0				
0- 0	0- 0	0- 0	NEUTRAL	0- 0	0- 0	0- 0				

RPI 1-25				RPI 26-50				RPI 51-100				RPI 101+			
RPI	S	Opponent	Score	RPI	S	Opponent	Score	RPI	S	Opponent	Score	RPI	S	Opponent	Score
3	H	Green Bay	63 78	35	H	Arizona St.	75 63	77	A	Oregon St.	74 73	117	N	Santa Clara	62 65
								84	H	Western Ill.	77 61	226	A	Pacific	89 75
												246	A	Wisconsin	81 75
												252	H	Saint Francis (PA)	104 91
												274	H	Longwood	87 37
LAST 12 Division I GAMES:															
246	A	Wisconsin	81 75	117	N	Santa Clara	62 65	77	A	Oregon St.	74 73	35	H	Arizona St.	75 63
3	H	Green Bay	63 78	252	H	Saint Francis (PA)	104 91	274	H	Longwood	87 37				
84	H	Western Ill.	77 61												
226	A	Pacific	89 75												

Non-Div I Games:

Marquette

Average RPI Win: 306		WON-LOST	WINNING	LAST 10	STRENGTH OF	OPP. STRENGTH	TEAM	ADJ.	CONF.	ADJ CONF.
Average RPI Loss: 87		RECORD	PCT. RANK	GAMES	SCHEDULE	OF SCHEDULE	RPI	RPI	RPI	RPI
DIV. I ONLY		5- 3	115	5- 3	298	282	197	197	13	13
DIV. I NON-CONF.		5- 3	115	5- 3	299	279	199	199	13	13
TOTALS	RPI 1-25		RPI 26-50		W-L RECORDS	RPI 51-100	RPI 101-150		RPI 150+	
5- 3	0- 0		0- 2		OVERALL	0- 0	0- 0		5- 1	
3- 0	0- 0		0- 0		HOME	0- 0	0- 0		3- 0	
1- 2	0- 0		0- 2		AWAY	0- 0	0- 0		1- 0	
1- 1	0- 0		0- 0		NEUTRAL	0- 0	0- 0		1- 1	
5- 3	0- 0		0- 2		NON-CONFERENCE	0- 0	0- 0		5- 1	
3- 0	0- 0		0- 0		HOME	0- 0	0- 0		3- 0	
1- 2	0- 0		0- 2		AWAY	0- 0	0- 0		1- 0	
1- 1	0- 0		0- 0		NEUTRAL	0- 0	0- 0		1- 1	
0- 0	0- 0		0- 0		CONFERENCE	0- 0	0- 0		0- 0	
0- 0	0- 0		0- 0		HOME	0- 0	0- 0		0- 0	
0- 0	0- 0		0- 0		AWAY	0- 0	0- 0		0- 0	
0- 0	0- 0		0- 0		NEUTRAL	0- 0	0- 0		0- 0	

[illegible]

Non-Div I Games:	Bluefield Col.	77	35
------------------	----------------	----	----

Marshall

■ Loss, ■ Non-Conf, S Site, H Home A Away N Neutral

Maryland

Through Games Of Dec. 11, 2016

Average RPI Win:	176	WON-LOST	WINNING	LAST 10	STRENGTH OF	OPP. STRENGTH	TEAM	ADJ.	CONF.	ADJ CONF.
Average RPI Loss:	0	RECORD	PCT. RANK	GAMES	SCHEDULE	OF SCHEDULE	RPI	RPI	RPI	RPI
DIV. I ONLY	10- 0	1	10- 0	202	86	34	34	7	7	
DIV. I NON-CONF.	10- 0	1	10- 0	204	87	34	34	7	7	
TOTALS	RPI 1-25	RPI 26-50	W-L RECORDS	RPI 51-100	RPI 101-150	RPI 150+				
10- 0	0- 0	1- 0	OVERALL	3- 0	1- 0	5- 0				
6- 0	0- 0	0- 0	HOME	0- 0	1- 0	5- 0				
2- 0	0- 0	0- 0	AWAY	2- 0	0- 0	0- 0				
2- 0	0- 0	1- 0	NEUTRAL	1- 0	0- 0	0- 0				
10- 0	0- 0	1- 0	NON-CONFERENCE	3- 0	1- 0	5- 0				
6- 0	0- 0	0- 0	HOME	0- 0	1- 0	5- 0				
2- 0	0- 0	0- 0	AWAY	2- 0	0- 0	0- 0				
2- 0	0- 0	1- 0	NEUTRAL	1- 0	0- 0	0- 0				
0- 0	0- 0	0- 0	CONFERENCE	0- 0	0- 0	0- 0				
0- 0	0- 0	0- 0	HOME	0- 0	0- 0	0- 0				
0- 0	0- 0	0- 0	AWAY	0- 0	0- 0	0- 0				
0- 0	0- 0	0- 0	NEUTRAL	0- 0	0- 0	0- 0				

RPI 1-25			RPI 26-50			Team's RPI: 34			RPI 51-100			RPI 101+		
RPI	S	Opponent	Score	RPI	S	Opponent	Score		RPI	S	Opponent	Score		
				35	N	Arizona St.	83 42		58	N	Washington St.	79 69	119	H UMES 106 61
									61	A	Louisville	78 72	175	H Towson 97 63
									74	A	Niagara	96 64	250	H Saint Peter's 101 49
													312	H UMBC 92 42
													332	H Mt. St. Mary's 106 42
													340	H UMass Lowell 100 44
LAST 12 Division I GAMES:														
				35	N	Arizona St.	83 42		250	H	Saint Peter's	101 49		
				74	A	Niagara	96 64		175	H	Towson	97 63		
				332	H	Mt. St. Mary's	106 42		312	H	UMBC	92 42		
				119	H	UMES	106 61		61	A	Louisville	78 72		
				340	H	UMass Lowell	100 44		58	N	Washington St.	79 69		

Non-Div I Games:

Maryland

Loss, Non-Conf, S Site, H Home A Away N Neutral

Massachusetts

Through Games Of Dec. 11, 2016

Average RPI Win:	291	WON-LOST	WINNING	LAST 10	STRENGTH OF	OPP. STRENGTH	TEAM	ADJ.	CONF.	ADJ CONF.
Average RPI Loss:	85	RECORD	PCT. RANK	GAMES	SCHEDULE	OF SCHEDULE	RPI	RPI	RPI	RPI
DIV. I ONLY	4- 5	181	1- 0	213	150	211	211	12	12	
DIV. I NON-CONF.	4- 4	153	1- 0	226	180	167	167	12	12	
TOTALS	RPI 1-25	RPI 26-50	W-L RECORDS	RPI 51-100	RPI 101-150	RPI 150+				
4- 5	0- 1	0- 1	OVERALL	0- 2	0- 0	4- 1				
3- 1	0- 0	0- 0	HOME	0- 1	0- 0	3- 0				
0- 4	0- 0	0- 0	AWAY	0- 0	0- 0	0- 0				
1- 0	0- 0	0- 0	NEUTRAL	0- 0	0- 0	1- 0				
4- 4	0- 1	0- 1	NON-CONFERENCE	0- 1	0- 0	4- 1				
3- 0	0- 0	0- 0	HOME	0- 0	0- 0	3- 0				
0- 4	0- 1	0- 1	AWAY	0- 1	0- 0	0- 1				
1- 0	0- 0	0- 0	NEUTRAL	0- 0	0- 0	1- 0				
0- 1	0- 0	0- 0	CONFERENCE	0- 1	0- 0	0- 0				
0- 1	0- 0	0- 0	HOME	0- 1	0- 0	0- 0				
0- 0	0- 0	0- 0	AWAY	0- 0	0- 0	0- 0				
0- 0	0- 0	0- 0	NEUTRAL	0- 0	0- 0	0- 0				

RPI 1-25				RPI 26-50				RPI 51-100				RPI 101+ Team's RPI: 211			
RPI	S	Opponent	Score	RPI	S	Opponent	Score	RPI	S	Opponent	Score	RPI	S	Opponent	Score
20	A	Buffalo	47 61	44	A	Iowa	30 71	93	H	George Mason	55 66	174	A	Hartford	56 75
								96	A	Hofstra	55 71	199	H	Bryant	68 62
												307	H	North Dakota St.	70 58
												315	H	Central Conn. St.	76 37
												341	N	Montana	59 58
LAST 12 Division I GAMES:															
341	N	Montana	59 58	199	H	Bryant	68 62	96	A	Hofstra	55 71	174	A	Hartford	56 75
307	H	North Dakota St.	70 58	93	H	George Mason	55 66	315	H	Central Conn. St.	76 37	44	A	Iowa	30 71
20	A	Buffalo	47 61												

Non-Div I Games: Merrimack 73 44

Massachusetts

■ Loss,
 ■ Non-Conf, S Site,
 ■ Home
 ■ Away
 N Neutral

Average RPI Win: 0		WON-LOST	WINNING	LAST 10	STRENGTH OF	OPP. STRENGTH	TEAM	ADJ.	CONF.	ADJ CONF.
Average RPI Loss: 147		RECORD	PCT. RANK	GAMES	SCHEDULE	OF SCHEDULE	RPI	RPI	RPI	RPI
DIV. I ONLY		0- 4	326	0- 4	183	268	324	324	27	27
DIV. I NON-CONF.		0- 4	325	0- 4	184	266	324	324	27	27
TOTALS	RPI 1-25		RPI 26-50		W-L RECORDS	RPI 51-100	RPI 101-150		RPI 150+	
0- 4	0- 0		0- 0		OVERALL	0- 0	0- 2		0- 2	
0- 2	0- 0		0- 0		HOME	0- 0	0- 1		0- 1	
0- 2	0- 0		0- 0		AWAY	0- 0	0- 1		0- 1	
0- 0	0- 0		0- 0		NEUTRAL	0- 0	0- 0		0- 0	
0- 4	0- 0		0- 0		NON-CONFERENCE	0- 0	0- 2		0- 2	
0- 2	0- 0		0- 0		HOME	0- 0	0- 1		0- 1	
0- 2	0- 0		0- 0		AWAY	0- 0	0- 1		0- 1	
0- 0	0- 0		0- 0		NEUTRAL	0- 0	0- 0		0- 0	
0- 0	0- 0		0- 0		CONFERENCE	0- 0	0- 0		0- 0	
0- 0	0- 0		0- 0		HOME	0- 0	0- 0		0- 0	
0- 0	0- 0		0- 0		AWAY	0- 0	0- 0		0- 0	
0- 0	0- 0		0- 0		NEUTRAL	0- 0	0- 0		0- 0	

RPI 1-25				RPI 26-50				RPI 51-100				RPI 101+ Team's RPI: 324			
RPI	S	Opponent	Score	RPI	S	Opponent	Score	RPI	S	Opponent	Score	RPI	S	Opponent	Score
												106	A	Tulane	65 82
												127	H	Louisiana	70 77
												165	A	TCU	70 74
												188	H	Louisiana Tech	56 66
LAST 12 Division I GAMES:															
				165	A	TCU	70 74								
				188	H	Louisiana Tech	56 66								
				106	A	Tulane	65 82								
				127	H	Louisiana	70 77								

[illegible]

■ Loss, ■ Non-Conf, S Site, H Home A Away N Neutral

Average RPI Win:	259	WON-LOST	WINNING	LAST 10	STRENGTH OF	OPP. STRENGTH	TEAM	ADJ.	CONF.	ADJ CONF.
Average RPI Loss:	169	RECORD	PCT. RANK	GAMES	SCHEDULE	OF SCHEDULE	RPI	RPI	RPI	RPI
DIV. I ONLY	3- 6	232	3- 6	209	294	266	266	5	5	
DIV. I NON-CONF.	3- 6	233	3- 6	211	292	264	264	5	5	
TOTALS	RPI 1-25	RPI 26-50	W-L RECORDS	RPI 51-100	RPI 101-150	RPI 150+				
3- 6	0- 0	0- 0	OVERALL	0- 2	1- 0	2- 4				
2- 2	0- 0	0- 0	HOME	0- 1	1- 0	1- 1				
1- 3	0- 0	0- 0	AWAY	0- 0	0- 0	1- 3				
0- 1	0- 0	0- 0	NEUTRAL	0- 1	0- 0	0- 0				
3- 6	0- 0	0- 0	NON-CONFERENCE	0- 2	1- 0	2- 4				
2- 2	0- 0	0- 0	HOME	0- 1	1- 0	1- 1				
1- 3	0- 0	0- 0	AWAY	0- 0	0- 0	1- 3				
0- 1	0- 0	0- 0	NEUTRAL	0- 1	0- 0	0- 0				
0- 0	0- 0	0- 0	CONFERENCE	0- 0	0- 0	0- 0				
0- 0	0- 0	0- 0	HOME	0- 0	0- 0	0- 0				
0- 0	0- 0	0- 0	AWAY	0- 0	0- 0	0- 0				
0- 0	0- 0	0- 0	NEUTRAL	0- 0	0- 0	0- 0				

RPI 1-25			RPI 26-50			RPI 51-100			RPI 101+			Team's RPI: 266
RPI	S	Opponent	Score	RPI	S	Opponent	Score	RPI	S	Opponent	Score	
						63 H Little Rock	44 54	133 H Missouri St.			69 60	
						70 N Arkansas	61 91	195 H Kansas			58 68	
								212 A Southern Ill.			61 69	
								213 A Samford			42 48	
								261 A Nevada			67 75	
								295 A Illinois			64 54	
								349 H Northwestern St.			54 38	
LAST 12 Division I GAMES:												
295	A	Illinois	64 54	212	A	Southern Ill.	61 69					
213	A	Samford	42 48	63	H	Little Rock	44 54					
133	H	Missouri St.	69 60	349	H	Northwestern St.	54 38					
				261	A	Nevada	67 75					
				70	N	Arkansas	61 91					
				195	H	Kansas	58 68					

Non-Div I Games:

Memphis

Average RPI Win: 251		WON-LOST	WINNING	LAST 10	STRENGTH OF	OPP. STRENGTH	TEAM	ADJ.	CONF.	ADJ CONF.
Average RPI Loss: 39		RECORD	PCT. RANK	GAMES	SCHEDULE	OF SCHEDULE	RPI	RPI	RPI	RPI
DIV. I ONLY		6- 2	66	6- 2	215	111	78	78	20	20
DIV. I NON-CONF.		6- 2	64	6- 2	215	112	79	79	20	20
TOTALS		RPI 1-25	RPI 26-50		W-L RECORDS		RPI 51-100	RPI 101-150		RPI 150+
6- 2	0- 0	0- 2		OVERALL		0- 0	0- 0		6- 0	
3- 0	0- 0	0- 0		HOME		0- 0	0- 0		3- 0	
3- 2	0- 0	0- 2		AWAY		0- 0	0- 0		3- 0	
0- 0	0- 0	0- 0		NEUTRAL		0- 0	0- 0		0- 0	
6- 2	0- 0	0- 2		NON-CONFERENCE		0- 0	0- 0		6- 0	
3- 0	0- 0	0- 0		HOME		0- 0	0- 0		3- 0	
3- 2	0- 0	0- 2		AWAY		0- 0	0- 0		3- 0	
0- 0	0- 0	0- 0		NEUTRAL		0- 0	0- 0		0- 0	
0- 0	0- 0	0- 0		CONFERENCE		0- 0	0- 0		0- 0	
0- 0	0- 0	0- 0		HOME		0- 0	0- 0		0- 0	
0- 0	0- 0	0- 0		AWAY		0- 0	0- 0		0- 0	
0- 0	0- 0	0- 0		NEUTRAL		0- 0	0- 0		0- 0	

RPI 1-25				RPI 26-50				RPI 51-100				Team's RPI: 78	RPI 101+			
RPI	S	Opponent	Score	RPI	S	Opponent	Score	RPI	S	Opponent	Score		RPI	S	Opponent	Score
				30	A	Georgia	64 72						191	A	Ga. Southern	77 56
				47	A	Georgia Tech	50 70						205	A	Houston	64 60
													254	H	Kennesaw St.	61 46
													259	H	Fla. Atlantic	74 57
													295	A	Illinois	51 33
													304	H	Campbell	76 60
LAST 12 Division I GAMES:																
				47	A	Georgia Tech	50 70	205	A	Houston	64 60					
				254	H	Kennesaw St.	61 46	295	A	Illinois	51 33					
				191	A	Ga. Southern	77 56	259	H	Fla. Atlantic	74 57					
								304	H	Campbell	76 60					
								30	A	Georgia	64 72					

Non-Div I Games: West Ga. 67 36 Emmanuel (GA) 84 70

Mercer

Average RPI Win:	130	WON-LOST	WINNING	LAST 10	STRENGTH OF	OPP. STRENGTH	TEAM	ADJ.	CONF.	ADJ CONF.
Average RPI Loss:	22	RECORD	PCT. RANK	GAMES	SCHEDULE	OF SCHEDULE	RPI	RPI	RPI	RPI
DIV. I ONLY	8- 1	23	8- 1	79	7	11	11	3	3	
DIV. I NON-CONF.	8- 1	23	8- 1	80	7	11	11	3	3	
TOTALS	RPI 1-25	RPI 26-50	W-L RECORDS	RPI 51-100	RPI 101-150	RPI 150+				
8- 1	0- 1	1- 0	OVERALL	3- 0	2- 0	2- 0				
5- 0	0- 0	1- 0	HOME	1- 0	1- 0	2- 0				
2- 1	0- 1	0- 0	AWAY	2- 0	0- 0	0- 0				
1- 0	0- 0	0- 0	NEUTRAL	0- 0	1- 0	0- 0				
8- 1	0- 1	1- 0	NON-CONFERENCE	3- 0	2- 0	2- 0				
5- 0	0- 0	1- 0	HOME	1- 0	1- 0	2- 0				
2- 1	0- 1	0- 0	AWAY	2- 0	0- 0	0- 0				
1- 0	0- 0	0- 0	NEUTRAL	0- 0	1- 0	0- 0				
0- 0	0- 0	0- 0	CONFERENCE	0- 0	0- 0	0- 0				
0- 0	0- 0	0- 0	HOME	0- 0	0- 0	0- 0				
0- 0	0- 0	0- 0	AWAY	0- 0	0- 0	0- 0				
0- 0	0- 0	0- 0	NEUTRAL	0- 0	0- 0	0- 0				

RPI 1-25				RPI 26-50				RPI 51-100				RPI 101+			
RPI	S	Opponent	Score	RPI	S	Opponent	Score	RPI	S	Opponent	Score	RPI	S	Opponent	Score
22	A	Kentucky	66 82	41	H	Texas Tech	74 56	53	H	Charlotte	80 46	134	H	Old Dominion	66 56
								75	A	Ohio St.	94 89	141	N	Albany (NY)	77 53
								98	A	St. John's (NY)	62 50	229	H	Loyola Chicago	81 43
												271	H	Grambling	89 61
LAST 12 Division I GAMES:															
				134	H	Old Dominion	66 56	229	H	Loyola Chicago	81 43				
				75	A	Ohio St.	94 89	141	N	Albany (NY)	77 53				
				41	H	Texas Tech	74 56	22	A	Kentucky	66 82				
				271	H	Grambling	89 61								
				98	A	St. John's (NY)	62 50								
				53	H	Charlotte	80 46								

Non-Div I Games:

Miami (FL)

■ Loss,
 ■ Non-Conf,
 S Site,
 ■ Home
 ■ Away
 N Neutral

Average RPI Win:	314	WON-LOST	WINNING	LAST 10	STRENGTH OF	OPP. STRENGTH	TEAM	ADJ.	CONF.	ADJ CONF.
Average RPI Loss:	161	RECORD	PCT. RANK	GAMES	SCHEDULE	OF SCHEDULE	RPI	RPI	RPI	RPI
DIV. I ONLY	2- 6	261	2- 6	141	324	249	249	11	11	
DIV. I NON-CONF.	2- 6	260	2- 6	141	324	249	249	11	11	
TOTALS	RPI 1-25	RPI 26-50	W-L RECORDS	RPI 51-100	RPI 101-150	RPI 150+				
2- 6	0- 0	0- 0	OVERALL	0- 1	0- 1	2- 4				
0- 3	0- 0	0- 0	HOME	0- 1	0- 0	0- 2				
2- 1	0- 0	0- 0	AWAY	0- 0	0- 0	2- 1				
0- 2	0- 0	0- 0	NEUTRAL	0- 0	0- 1	0- 1				
2- 6	0- 0	0- 0	NON-CONFERENCE	0- 1	0- 1	2- 4				
0- 3	0- 0	0- 0	HOME	0- 1	0- 0	0- 2				
2- 1	0- 0	0- 0	AWAY	0- 0	0- 0	2- 1				
0- 2	0- 0	0- 0	NEUTRAL	0- 0	0- 1	0- 1				
0- 0	0- 0	0- 0	CONFERENCE	0- 0	0- 0	0- 0				
0- 0	0- 0	0- 0	HOME	0- 0	0- 0	0- 0				
0- 0	0- 0	0- 0	AWAY	0- 0	0- 0	0- 0				
0- 0	0- 0	0- 0	NEUTRAL	0- 0	0- 0	0- 0				

RPI S	Opponent	Score	RPI S	Opponent	Score	RPI S	Opponent	Score	RPI S	Opponent	Score	Team's RPI: 249
						99 H	IUPUI	53 65	113 N	Providence	59 75	
									153 N	La Salle	70 79	
									162 H	Indiana St.	54 62	
									194 H	Cincinnati	43 49	
									245 A	Morehead St.	43 77	
									313 A	Austin Peay	73 58	
									314 A	Northern Ky.	60 50	
LAST 12 Division I GAMES:												
194 H	Cincinnati	43 49	99 H	IUPUI	53 65							
245 A	Morehead St.	43 77	162 H	Indiana St.	54 62							
314 A	Northern Ky.	60 50	113 N	Providence	59 75							
313 A	Austin Peay	73 58	153 N	La Salle	70 79							

Non-Div I Games: Northwood 64 49

Miami (OH)

Michigan

Through Games Of Dec. 11, 2016

Average RPI Win:	172	WON-LOST	WINNING	LAST 10	STRENGTH OF	OPP. STRENGTH	TEAM	ADJ.	CONF.	ADJ CONF.
Average RPI Loss:	31	RECORD	PCT. RANK	GAMES	SCHEDULE	OF SCHEDULE	RPI	RPI	RPI	RPI
DIV. I ONLY	8- 3	74	7- 3	32	124	25	25	7	7	
DIV. I NON-CONF.	8- 3	72	8- 3	32	125	25	25	7	7	
TOTALS	RPI 1-25	RPI 26-50	W-L RECORDS	RPI 51-100	RPI 101-150	RPI 150+				
8- 3	0- 2	1- 0	OVERALL	2- 1	0- 0	5- 0				
4- 0	0- 0	0- 0	HOME	1- 0	0- 0	3- 0				
2- 2	0- 1	1- 0	AWAY	0- 1	0- 0	1- 0				
2- 1	0- 1	0- 0	NEUTRAL	1- 0	0- 0	1- 0				
8- 3	0- 2	1- 0	NON-CONFERENCE	2- 1	0- 0	5- 0				
4- 0	0- 0	0- 0	HOME	1- 0	0- 0	3- 0				
2- 2	0- 1	1- 0	AWAY	0- 1	0- 0	1- 0				
2- 1	0- 1	0- 0	NEUTRAL	1- 0	0- 0	1- 0				
0- 0	0- 0	0- 0	CONFERENCE	0- 0	0- 0	0- 0				
0- 0	0- 0	0- 0	HOME	0- 0	0- 0	0- 0				
0- 0	0- 0	0- 0	AWAY	0- 0	0- 0	0- 0				
0- 0	0- 0	0- 0	NEUTRAL	0- 0	0- 0	0- 0				

RPI 1-25				RPI 26-50				RPI 51-100				RPI 101+			
RPI	S	Opponent	Score	RPI	S	Opponent	Score	RPI	S	Opponent	Score	RPI	S	Opponent	Score
9	N	Florida St.	62 76	47	A	Georgia Tech	92 52	71	A	Xavier	58 61	155	H	Western Mich.	66 40
13	A	UCLA	64 84					74	H	Niagara	107 35	200	H	Howard	109 41
								79	N	Gonzaga	78 66	225	H	Oakland	101 63
												270	A	San Diego St.	92 57
												328	N	Winthrop	76 39
LAST 12 Division I GAMES:															
13	A	UCLA	64 84	71	A	Xavier	58 61								
270	A	San Diego St.	92 57	47	A	Georgia Tech	92 52								
200	H	Howard	109 41	9	N	Florida St.	62 76								
74	H	Niagara	107 35	328	N	Winthrop	76 39								
225	H	Oakland	101 63	79	N	Gonzaga	78 66								
				155	H	Western Mich.	66 40								

Non-Div I Games:

Michigan

■ Loss,
 ■ Non-Conf,
 ■ S Site,
 ■ Home
 ■ A Away
 N Neutral

Average RPI Win:	172	WON-LOST	WINNING	LAST 10	STRENGTH OF	OPP. STRENGTH	TEAM	ADJ.	CONF.	ADJ CONF.
Average RPI Loss:	79	RECORD	PCT. RANK	GAMES	SCHEDULE	OF SCHEDULE	RPI	RPI	RPI	RPI
DIV. I ONLY	9- 2	42	8- 2	56	184	24	24	7	7	
DIV. I NON-CONF.	9- 2	42	9- 2	56	185	24	24	7	7	
TOTALS	RPI 1-25	RPI 26-50	W-L RECORDS	RPI 51-100	RPI 101-150	RPI 150+				
9- 2	0- 0	0- 0	OVERALL	1- 2	2- 0	6- 0				
4- 0	0- 0	0- 0	HOME	0- 0	0- 0	4- 0				
4- 2	0- 0	0- 0	AWAY	1- 2	1- 0	2- 0				
1- 0	0- 0	0- 0	NEUTRAL	0- 0	1- 0	0- 0				
9- 2	0- 0	0- 0	NON-CONFERENCE	1- 2	2- 0	6- 0				
4- 0	0- 0	0- 0	HOME	0- 0	0- 0	4- 0				
4- 2	0- 0	0- 0	AWAY	1- 2	1- 0	2- 0				
1- 0	0- 0	0- 0	NEUTRAL	0- 0	1- 0	0- 0				
0- 0	0- 0	0- 0	CONFERENCE	0- 0	0- 0	0- 0				
0- 0	0- 0	0- 0	HOME	0- 0	0- 0	0- 0				
0- 0	0- 0	0- 0	AWAY	0- 0	0- 0	0- 0				
0- 0	0- 0	0- 0	NEUTRAL	0- 0	0- 0	0- 0				

RPI 1-25				Team's RPI: 24		RPI 26-50				RPI 51-100				RPI 101+			
RPI	S	Opponent	Score	RPI	S	Opponent	Score	RPI	S	Opponent	Score	RPI	S	Opponent	Score		
								66	A	Oregon	55 88	109	A	Quinnipiac	71 54		
								89	A	CSUN	63 59	129	N	Delaware	81 64		
								92	A	Syracuse	64 75	155	A	Western Mich.	68 64		
												163	H	Southern U.	70 55		
												186	H	Wyoming	63 51		
												218	A	Rhode Island	85 48		
												225	H	Oakland	81 74		
												273	H	Davidson	70 34		
LAST 12 Division I GAMES:																	
				218	A	Rhode Island	85 48	92	A	Syracuse	64 75						
				109	A	Quinnipiac	71 54	89	A	CSUN	63 59						
				225	H	Oakland	81 74	129	N	Delaware	81 64						
				186	H	Wyoming	63 51	66	A	Oregon	55 88						
				273	H	Davidson	70 34	155	A	Western Mich.	68 64						
								163	H	Southern U.	70 55						

Non-Div I Games:

Michigan St.

Average RPI Win:	218	WON-LOST	WINNING	LAST 10	STRENGTH OF	OPP. STRENGTH	TEAM	ADJ.	CONF.	ADJ CONF.
Average RPI Loss:	66	RECORD	PCT. RANK	GAMES	SCHEDULE	OF SCHEDULE	RPI	RPI	RPI	RPI
DIV. I ONLY	2- 4	232	2- 4	16	201	110	110	13	13	
DIV. I NON-CONF.	2- 4	233	2- 4	16	200	111	111	13	13	
TOTALS	RPI 1-25	RPI 26-50	W-L RECORDS	RPI 51-100	RPI 101-150	RPI 150+				
2- 4	0- 1	0- 0	OVERALL	0- 2	1- 1	1- 0				
1- 2	0- 0	0- 0	HOME	0- 2	1- 0	0- 0				
1- 2	0- 1	0- 0	AWAY	0- 0	0- 1	1- 0				
0- 0	0- 0	0- 0	NEUTRAL	0- 0	0- 0	0- 0				
2- 4	0- 1	0- 0	NON-CONFERENCE	0- 2	1- 1	1- 0				
1- 2	0- 0	0- 0	HOME	0- 2	1- 0	0- 0				
1- 2	0- 1	0- 0	AWAY	0- 0	0- 1	1- 0				
0- 0	0- 0	0- 0	NEUTRAL	0- 0	0- 0	0- 0				
0- 0	0- 0	0- 0	CONFERENCE	0- 0	0- 0	0- 0				
0- 0	0- 0	0- 0	HOME	0- 0	0- 0	0- 0				
0- 0	0- 0	0- 0	AWAY	0- 0	0- 0	0- 0				
0- 0	0- 0	0- 0	NEUTRAL	0- 0	0- 0	0- 0				

RPI 1-25				RPI 26-50				RPI 51-100				RPI 101+ Team's RPI: 110			
RPI	S	Opponent	Score	RPI	S	Opponent	Score	RPI	S	Opponent	Score	RPI	S	Opponent	Score
22	A	Kentucky	48 61					61	H	Louisville	72 91	106	H	Tulane	62 59
								69	H	Ohio	52 73	112	A	Virginia	51 63
												330	A	Tennessee Tech	73 62
LAST 12 Division I GAMES:															
22	A	Kentucky	48 61	61	H	Louisville	72 91								
106	H	Tulane	62 59	112	A	Virginia	51 63								
69	H	Ohio	52 73												
330	A	Tennessee Tech	73 62												

Non-Div I Games:

Middle Tenn.

Average RPI Win: 249		WON-LOST	WINNING	LAST 10	STRENGTH OF	OPP. STRENGTH	TEAM	ADJ.	CONF.	ADJ CONF.
Average RPI Loss: 81		RECORD	PCT. RANK	GAMES	SCHEDULE	OF SCHEDULE	RPI	RPI	RPI	RPI
DIV. I ONLY		7- 2	50	1- 0	295	122	139	139	21	21
DIV. I NON-CONF.		7- 2	50	1- 0	297	123	141	141	21	21
TOTALS	RPI 1-25	RPI 26-50		W-L RECORDS		RPI 51-100	RPI 101-150	RPI 150+		
7- 2	0- 0	0- 1		OVERALL		1- 0	0- 1	6- 0		
3- 1	0- 0	0- 1		HOME		1- 0	0- 0	2- 0		
3- 1	0- 0	0- 0		AWAY		0- 0	0- 1	3- 0		
1- 0	0- 0	0- 0		NEUTRAL		0- 0	0- 0	1- 0		
7- 2	0- 0	0- 1		NON-CONFERENCE		1- 0	0- 1	6- 0		
3- 1	0- 0	0- 1		HOME		1- 0	0- 0	2- 0		
3- 1	0- 0	0- 0		AWAY		0- 0	0- 1	3- 0		
1- 0	0- 0	0- 0		NEUTRAL		0- 0	0- 0	1- 0		
0- 0	0- 0	0- 0		CONFERENCE		0- 0	0- 0	0- 0		
0- 0	0- 0	0- 0		HOME		0- 0	0- 0	0- 0		
0- 0	0- 0	0- 0		AWAY		0- 0	0- 0	0- 0		
0- 0	0- 0	0- 0		NEUTRAL		0- 0	0- 0	0- 0		

[illegible]

Non-Div I Games:

Milwaukee

■ Loss, ■ Non-Conf, S Site, H Home A Away N Neutral

Average RPI Win:	139	WON-LOST	WINNING	LAST 10	STRENGTH OF	OPP. STRENGTH	TEAM	ADJ.	CONF.	ADJ CONF.
Average RPI Loss:	19	RECORD	PCT. RANK	GAMES	SCHEDULE	OF SCHEDULE	RPI	RPI	RPI	RPI
DIV. I ONLY	7- 4	112	6- 4	3	104	18	18	7	7	
DIV. I NON-CONF.	7- 4	113	7- 4	3	105	18	18	7	7	
TOTALS	RPI 1-25	RPI 26-50	W-L RECORDS	RPI 51-100	RPI 101-150	RPI 150+				
7- 4	1- 2	0- 2	OVERALL	1- 0	1- 0	4- 0				
5- 1	1- 1	0- 0	HOME	1- 0	1- 0	2- 0				
2- 1	0- 1	0- 0	AWAY	0- 0	0- 0	2- 0				
0- 2	0- 0	0- 2	NEUTRAL	0- 0	0- 0	0- 0				
7- 4	1- 2	0- 2	NON-CONFERENCE	1- 0	1- 0	4- 0				
5- 1	1- 1	0- 0	HOME	1- 0	1- 0	2- 0				
2- 1	0- 1	0- 0	AWAY	0- 0	0- 0	2- 0				
0- 2	0- 0	0- 2	NEUTRAL	0- 0	0- 0	0- 0				
0- 0	0- 0	0- 0	CONFERENCE	0- 0	0- 0	0- 0				
0- 0	0- 0	0- 0	HOME	0- 0	0- 0	0- 0				
0- 0	0- 0	0- 0	AWAY	0- 0	0- 0	0- 0				
0- 0	0- 0	0- 0	NEUTRAL	0- 0	0- 0	0- 0				

RPI 1-25				Team's RPI: 18	RPI 26-50				RPI 51-100				RPI 101+						
RPI	S	Opponent	Score		RPI	S	Opponent	Score		RPI	S	Opponent	Score		RPI	S	Opponent	Score	
4	A	South Carolina	58	98	30	N	Georgia	58	70	65	H	Harvard	103	87	126	H	Army West Point	70	52
5	H	Georgetown	68	60	33	N	North Carolina	77	91						170	H	Seton Hall	90	57
9	H	Florida St.	61	75											171	H	Detroit	111	91
															177	A	VCU	79	69
															260	A	New Mexico	69	65
LAST 12 Division I GAMES:																			
4	A	South Carolina	58	98	126	H	Army West Point	70	52										
170	H	Seton Hall	90	57	260	A	New Mexico	69	65										
5	H	Georgetown	68	60	171	H	Detroit	111	91										
177	A	VCU	79	69	9	H	Florida St.	61	75										
65	H	Harvard	103	87	33	N	North Carolina	77	91										
					30	N	Georgia	58	70										

Non-Div I Games:

Minnesota

■ Loss,
 ■ Non-Conf, S Site,
 ■ Home
 ■ Away
 N Neutral

Average RPI Win:	130	WON-LOST	WINNING	LAST 10	STRENGTH OF	OPP. STRENGTH	TEAM	ADJ.	CONF.	ADJ CONF.
Average RPI Loss:	0	RECORD	PCT. RANK	GAMES	SCHEDULE	OF SCHEDULE	RPI	RPI	RPI	RPI
DIV. I ONLY	9- 0	1	9- 0	51	48	6	6	2	2	
DIV. I NON-CONF.	9- 0	1	9- 0	51	49	6	6	2	2	
TOTALS	RPI 1-25	RPI 26-50	W-L RECORDS	RPI 51-100	RPI 101-150	RPI 150+				
9- 0	0- 0	0- 0	OVERALL	3- 0	4- 0	2- 0				
1- 0	0- 0	0- 0	HOME	1- 0	0- 0	0- 0				
4- 0	0- 0	0- 0	AWAY	1- 0	2- 0	1- 0				
4- 0	0- 0	0- 0	NEUTRAL	1- 0	2- 0	1- 0				
9- 0	0- 0	0- 0	NON-CONFERENCE	3- 0	4- 0	2- 0				
1- 0	0- 0	0- 0	HOME	1- 0	0- 0	0- 0				
4- 0	0- 0	0- 0	AWAY	1- 0	2- 0	1- 0				
4- 0	0- 0	0- 0	NEUTRAL	1- 0	2- 0	1- 0				
0- 0	0- 0	0- 0	CONFERENCE	0- 0	0- 0	0- 0				
0- 0	0- 0	0- 0	HOME	0- 0	0- 0	0- 0				
0- 0	0- 0	0- 0	AWAY	0- 0	0- 0	0- 0				
0- 0	0- 0	0- 0	NEUTRAL	0- 0	0- 0	0- 0				

RPI 1-25				Team's RPI: 6		RPI 26-50				RPI 51-100				RPI 101+			
RPI	S	Opponent	Score	RPI	S	Opponent	Score	RPI	S	Opponent	Score	RPI	S	Opponent	Score		
								66	N	Oregon	75 63	101	A	Maine	87 43		
								87	A	Iowa St.	85 81	106	N	Tulane	66 49		
								90	H	Texas	79 68	135	N	Villanova	108 62		
												144	A	Southern Miss.	72 50		
												219	N	San Jose St.	88 51		
												220	A	Hawaii	66 41		
LAST 12 Division I GAMES:																	
				144	A	Southern Miss.	72 50	220	A	Hawaii	66 41						
				87	A	Iowa St.	85 81	219	N	San Jose St.	88 51						
				135	N	Villanova	108 62	66	N	Oregon	75 63						
								90	H	Texas	79 68						
								106	N	Tulane	66 49						
								101	A	Maine	87 43						

Non-Div I Games:

Mississippi St.

Average RPI Win:	349	WON-LOST	WINNING	LAST 10	STRENGTH OF	OPP. STRENGTH	TEAM	ADJ.	CONF.	ADJ CONF.
Average RPI Loss:	152	RECORD	PCT. RANK	GAMES	SCHEDULE	OF SCHEDULE	RPI	RPI	RPI	RPI
DIV. I ONLY	1- 5	294	1- 5	44	346	185	185	30	30	
DIV. I NON-CONF.	1- 5	292	1- 5	44	346	187	187	30	30	
TOTALS	RPI 1-25	RPI 26-50	W-L RECORDS	RPI 51-100	RPI 101-150	RPI 150+				
1- 5	0- 1	0- 0	OVERALL	0- 0	0- 1	1- 3				
0- 0	0- 0	0- 0	HOME	0- 0	0- 0	0- 0				
1- 5	0- 0	0- 0	AWAY	0- 0	0- 1	1- 0				
0- 0	0- 0	0- 0	NEUTRAL	0- 0	0- 0	0- 0				
1- 5	0- 1	0- 0	NON-CONFERENCE	0- 0	0- 1	1- 3				
0- 0	0- 0	0- 0	HOME	0- 0	0- 0	0- 0				
1- 5	0- 1	0- 0	AWAY	0- 0	0- 1	1- 3				
0- 0	0- 0	0- 0	NEUTRAL	0- 0	0- 0	0- 0				
0- 0	0- 0	0- 0	CONFERENCE	0- 0	0- 0	0- 0				
0- 0	0- 0	0- 0	HOME	0- 0	0- 0	0- 0				
0- 0	0- 0	0- 0	AWAY	0- 0	0- 0	0- 0				
0- 0	0- 0	0- 0	NEUTRAL	0- 0	0- 0	0- 0				

RPI 1-25				RPI 26-50				RPI 51-100				RPI 101+ Team's RPI: 185			
RPI	S	Opponent	Score	RPI	S	Opponent	Score	RPI	S	Opponent	Score	RPI	S	Opponent	Score
19	A	Baylor	36 101									144	A	Southern Miss.	55 83
												157	A	Alabama	44 93
												196	A	UAB	46 80
												246	A	Wisconsin	61 103
												349	A	Northwestern St.	68 64
LAST 12 Division I GAMES:															
246	A	Wisconsin	61 103	157	A	Alabama	44 93								
144	A	Southern Miss.	55 83												
196	A	UAB	46 80												
349	A	Northwestern St.	68 64												
19	A	Baylor	36 101												

Non-Div I Games: Tougaloo 99 55

Mississippi Val.

■ Loss,
 ■ Non-Conf,
 ■ S Site,
 ■ Home
 ■ A Away
 N Neutral

Average RPI Win:	152	WON-LOST	WINNING	LAST 10	STRENGTH OF	OPP. STRENGTH	TEAM	ADJ.	CONF.	ADJ CONF.
Average RPI Loss:	51	RECORD	PCT. RANK	GAMES	SCHEDULE	OF SCHEDULE	RPI	RPI	RPI	RPI
DIV. I ONLY	8- 3	74	7- 3	99	36	49	49	2	2	
DIV. I NON-CONF.	8- 3	72	8- 3	99	36	49	49	2	2	
TOTALS	RPI 1-25	RPI 26-50	W-L RECORDS	RPI 51-100	RPI 101-150	RPI 150+				
8- 3	0- 1	0- 1	OVERALL	1- 1	3- 0	4- 0				
6- 0	0- 0	0- 0	HOME	1- 0	2- 0	3- 0				
1- 2	0- 1	0- 0	AWAY	0- 0	0- 0	1- 0				
1- 1	0- 0	0- 1	NEUTRAL	0- 0	1- 0	0- 0				
8- 3	0- 1	0- 1	NON-CONFERENCE	1- 1	3- 0	4- 0				
6- 0	0- 0	0- 0	HOME	1- 0	2- 0	3- 0				
1- 2	0- 1	0- 0	AWAY	0- 1	0- 0	1- 0				
1- 1	0- 0	0- 1	NEUTRAL	0- 0	1- 0	0- 0				
0- 0	0- 0	0- 0	CONFERENCE	0- 0	0- 0	0- 0				
0- 0	0- 0	0- 0	HOME	0- 0	0- 0	0- 0				
0- 0	0- 0	0- 0	AWAY	0- 0	0- 0	0- 0				
0- 0	0- 0	0- 0	NEUTRAL	0- 0	0- 0	0- 0				

RPI 1-25				RPI 26-50				Team's RPI: 49				RPI 51-100				RPI 101+			
RPI	S	Opponent	Score	RPI	S	Opponent	Score	RPI	S	Opponent	Score	RPI	S	Opponent	Score	RPI	S	Opponent	Score
8	A	Washington	66 79	47	N	Georgia Tech	70 72	84	H	Western Ill.	71 68	131	N	Creighton	72 63				
								99	A	IUPUI	45 73	133	H	Missouri St.	73 49				
												146	H	SIUE	72 60				
												151	A	Nebraska	55 35				
												162	H	Indiana St.	77 48				
												202	H	Abilene Christian	52 46				
												203	H	Wichita St.	64 57				
LAST 12 Division I GAMES:																			
		47	N	Georgia Tech	70	72				203	H	Wichita St.	64	57					
		131	N	Creighton	72	63				146	H	SIUE	72	60					
		162	H	Indiana St.	77	48				99	A	IUPUI	45	73					
		8	A	Washington	66	79				133	H	Missouri St.	73	49					
		151	A	Nebraska	55	35				84	H	Western Ill.	71	68					
		202	H	Abilene Christian	52	46													

Non-Div I Games:

Missouri

Average RPI Win:	133	WON-LOST	WINNING	LAST 10	STRENGTH OF	OPP. STRENGTH	TEAM	ADJ.	CONF.	ADJ CONF.
Average RPI Loss:	91	RECORD	PCT. RANK	GAMES	SCHEDULE	OF SCHEDULE	RPI	RPI	RPI	RPI
DIV. I ONLY	2- 6	261	2- 6	23	123	133	133	16	16	
DIV. I NON-CONF.	2- 6	260	2- 6	22	124	135	135	16	16	
TOTALS	RPI 1-25	RPI 26-50	W-L RECORDS	RPI 51-100	RPI 101-150	RPI 150+				
2- 6	0- 0	0- 3	OVERALL	1- 1	0- 1	1- 1				
1- 1	0- 0	0- 0	HOME	1- 1	0- 0	0- 0				
1- 4	0- 0	0- 2	AWAY	0- 0	0- 1	1- 1				
0- 1	0- 0	0- 1	NEUTRAL	0- 0	0- 0	0- 0				
2- 6	0- 0	0- 3	NON-CONFERENCE	1- 1	0- 1	1- 1				
1- 1	0- 0	0- 0	HOME	1- 1	0- 0	0- 0				
1- 4	0- 0	0- 2	AWAY	0- 0	0- 1	1- 1				
0- 1	0- 0	0- 1	NEUTRAL	0- 0	0- 0	0- 0				
0- 0	0- 0	0- 0	CONFERENCE	0- 0	0- 0	0- 0				
0- 0	0- 0	0- 0	HOME	0- 0	0- 0	0- 0				
0- 0	0- 0	0- 0	AWAY	0- 0	0- 0	0- 0				
0- 0	0- 0	0- 0	NEUTRAL	0- 0	0- 0	0- 0				

RPI 1-25				RPI 26-50				RPI 51-100				RPI 101+				Team's RPI: 133	
RPI	S	Opponent	Score	RPI	S	Opponent	Score	RPI	S	Opponent	Score	RPI	S	Opponent	Score		
				26	A	Northwestern	52 75	63	H	Little Rock	47 58	114	A	Oral Roberts	56 78		
				27	N	Southern California	67 89	70	H	Arkansas	64 62	195	A	Kansas	87 64		
				49	A	Missouri	49 73					266	A	Memphis	60 69		
LAST 12 Division I GAMES:																	
				195	A	Kansas	87 64	70	H	Arkansas	64 62						
				266	A	Memphis	60 69	114	A	Oral Roberts	56 78						
								49	A	Missouri	49 73						
								63	H	Little Rock	47 58						
								27	N	Southern California	67 89						
								26	A	Northwestern	52 75						

Non-Div I Games: Alas. Anchorage 65 58

Missouri St.

■ Loss,
 ■ Non-Conf,
 ■ S Site,
 ■ H Home
 ■ A Away
 N Neutral

Average RPI Win:	252	WON-LOST	WINNING	LAST 10	STRENGTH OF	OPP. STRENGTH	TEAM	ADJ.	CONF.	ADJ CONF.
Average RPI Loss:	176	RECORD	PCT. RANK	GAMES	SCHEDULE	OF SCHEDULE	RPI	RPI	RPI	RPI
DIV. I ONLY	4- 5	181	4- 5	288	229	227	227	19	19	
DIV. I NON-CONF.	4- 3	132	4- 3	249	301	175	175	18	18	
TOTALS	RPI 1-25	RPI 26-50	W-L RECORDS	RPI 51-100	RPI 101-150	RPI 150+				
4- 5	0- 0	0- 0	OVERALL	0- 2	0- 0	4- 3				
1- 1	0- 0	0- 0	HOME	0- 1	0- 0	1- 0				
3- 3	0- 0	0- 0	AWAY	0- 1	0- 0	3- 0				
0- 1	0- 0	0- 0	NEUTRAL	0- 0	0- 0	0- 1				
4- 3	0- 0	0- 0	NON-CONFERENCE	0- 1	0- 0	4- 2				
1- 1	0- 0	0- 0	HOME	0- 1	0- 0	1- 0				
3- 1	0- 0	0- 0	AWAY	0- 0	0- 0	3- 1				
0- 1	0- 0	0- 0	NEUTRAL	0- 0	0- 0	0- 1				
0- 2	0- 0	0- 0	CONFERENCE	0- 1	0- 0	0- 1				
0- 0	0- 0	0- 0	HOME	0- 0	0- 0	0- 0				
0- 2	0- 0	0- 0	AWAY	0- 1	0- 0	0- 1				
0- 0	0- 0	0- 0	NEUTRAL	0- 0	0- 0	0- 0				

RPI S	Opponent	Score	RPI S	Opponent	Score	RPI S	Opponent	Score	RPI S	Opponent	Score	Team's RPI: 227
						64	H Clemson	47 60	174	N Hartford	72 75	
						74	A Niagara	45 66	184	A Sacred Heart	65 54	
									207	A Robert Morris	69 56	
									267	A Canisius	54 74	
									278	A Lehigh	73 62	
									303	A St. Francis Brooklyn	78 87	
									337	H Fairleigh Dickinson	72 63	
LAST 12 Division I GAMES:												
337	H Fairleigh Dickinson	72 63	278	A Lehigh	73 62							
184	A Sacred Heart	65 54	174	N Hartford	72 75							
267	A Canisius	54 74	64	H Clemson	47 60							
74	A Niagara	45 66	303	A St. Francis Brooklyn	78 87							
			207	A Robert Morris	69 56							

Non-Div I Games:

Monmouth

Average RPI Win:	345	WON-LOST	WINNING	LAST 10	STRENGTH OF	OPP. STRENGTH	TEAM	ADJ.	CONF.	ADJ CONF.
Average RPI Loss:	191	RECORD	PCT. RANK	GAMES	SCHEDULE	OF SCHEDULE	RPI	RPI	RPI	RPI
DIV. I ONLY	1- 6	299	1- 6	316	299	341	341	18	18	
DIV. I NON-CONF.	1- 6	298	1- 6	316	299	341	341	19	19	
TOTALS	RPI 1-25	RPI 26-50	W-L RECORDS	RPI 51-100	RPI 101-150	RPI 150+				
1- 6	0- 0	0- 1	OVERALL	0- 1	0- 0	1- 4				
1- 1	0- 0	0- 0	HOME	0- 0	0- 0	1- 1				
0- 3	0- 0	0- 1	AWAY	0- 0	0- 0	0- 2				
0- 2	0- 0	0- 0	NEUTRAL	0- 1	0- 0	0- 1				
1- 6	0- 0	0- 1	NON-CONFERENCE	0- 1	0- 0	1- 4				
1- 1	0- 0	0- 0	HOME	0- 0	0- 0	1- 1				
0- 3	0- 0	0- 1	AWAY	0- 0	0- 0	0- 2				
0- 2	0- 0	0- 0	NEUTRAL	0- 1	0- 0	0- 1				
0- 0	0- 0	0- 0	CONFERENCE	0- 0	0- 0	0- 0				
0- 0	0- 0	0- 0	HOME	0- 0	0- 0	0- 0				
0- 0	0- 0	0- 0	AWAY	0- 0	0- 0	0- 0				
0- 0	0- 0	0- 0	NEUTRAL	0- 0	0- 0	0- 0				

RPI S	Opponent	Score	RPI S	Opponent	Score	RPI S	Opponent	Score	RPI S	Opponent	Score	Team's RPI: 341
43	A SFA	46 54	60	N South Dakota St.	43 84	183	H Utah St.	47 65	211	N Massachusetts	58 59	
						306	A Seattle U	44 60	343	A Cal St. Fullerton	56 72	
						345	H Incarnate Word	61 56				
LAST 12 Division I GAMES:												
306	A Seattle U	44 60	43	A SFA	46 54							
343	A Cal St. Fullerton	56 72										
183	H Utah St.	47 65										
345	H Incarnate Word	61 56										
211	N Massachusetts	58 59										
60	N South Dakota St.	43 84										

Non-Div I Games: Great Falls 66 55

Montana

Average RPI Win:	213	WON-LOST	WINNING	LAST 10	STRENGTH OF	OPP. STRENGTH	TEAM	ADJ.	CONF.	ADJ CONF.
Average RPI Loss:	103	RECORD	PCT. RANK	GAMES	SCHEDULE	OF SCHEDULE	RPI	RPI	RPI	RPI
DIV. I ONLY	4- 3	131	4- 3	150	105	88	88	18	18	
DIV. I NON-CONF.	4- 3	132	4- 3	150	106	86	86	19	19	
TOTALS	RPI 1-25	RPI 26-50	W-L RECORDS	RPI 51-100	RPI 101-150	RPI 150+				
4- 3	0- 1	0- 0	OVERALL	0- 0	1- 1	3- 1				
1- 0	0- 0	0- 0	HOME	0- 0	0- 0	1- 0				
2- 3	0- 1	0- 0	AWAY	0- 0	0- 1	2- 1				
1- 0	0- 0	0- 0	NEUTRAL	0- 0	1- 0	0- 0				
4- 3	0- 1	0- 0	NON-CONFERENCE	0- 0	1- 1	3- 1				
1- 0	0- 0	0- 0	HOME	0- 0	0- 0	1- 0				
2- 3	0- 1	0- 0	AWAY	0- 0	0- 1	2- 1				
1- 0	0- 0	0- 0	NEUTRAL	0- 0	1- 0	0- 0				
0- 0	0- 0	0- 0	CONFERENCE	0- 0	0- 0	0- 0				
0- 0	0- 0	0- 0	HOME	0- 0	0- 0	0- 0				
0- 0	0- 0	0- 0	AWAY	0- 0	0- 0	0- 0				
0- 0	0- 0	0- 0	NEUTRAL	0- 0	0- 0	0- 0				

RPI 1-25				RPI 26-50				RPI 51-100				Team's RPI: 88		RPI 101+			
RPI	S	Opponent	Score	RPI	S	Opponent	Score	RPI	S	Opponent	Score			RPI	S	Opponent	Score
10	A	Utah	64 74											115	A	UC Davis	62 70
														117	N	Santa Clara	77 50
														183	A	Utah St.	56 64
														201	A	Portland	70 66
														226	A	Pacific	72 66
														306	H	Seattle U	75 56
LAST 12 Division I GAMES:																	
10	A	Utah	64 74	201	A	Portland	70 66										
				306	H	Seattle U	75 56										
				117	N	Santa Clara	77 50										
				226	A	Pacific	72 66										
				115	A	UC Davis	62 70										
				183	A	Utah St.	56 64										

Non-Div I Games: Carroll (MT) 75 44 Great Falls 75 42

Montana St.

Average RPI Win: 297		WON-LOST	WINNING	LAST 10	STRENGTH OF	OPP. STRENGTH	TEAM	ADJ.	CONF.	ADJ CONF.
Average RPI Loss: 84		RECORD	PCT. RANK	GAMES	SCHEDULE	OF SCHEDULE	RPI	RPI	RPI	RPI
DIV. I ONLY		5- 3	115	5- 3	335	167	245	245	28	28
DIV. I NON-CONF.		5- 3	115	5- 3	335	168	245	245	28	28
TOTALS	RPI 1-25		RPI 26-50		W-L RECORDS		RPI 51-100		RPI 101-150	RPI 150+
5- 3	0- 1		0- 0		OVERALL		0- 1		0- 0	5- 1
4- 1	0- 0		0- 0		HOME		0- 0		0- 0	4- 1
1- 2	0- 1		0- 0		AWAY		0- 1		0- 0	1- 0
0- 0	0- 0		0- 0		NEUTRAL		0- 0		0- 0	0- 0
5- 3	0- 1		0- 0		NON-CONFERENCE		0- 1		0- 0	5- 1
4- 1	0- 0		0- 0		HOME		0- 0		0- 0	4- 1
1- 2	0- 1		0- 0		AWAY		0- 1		0- 0	1- 0
0- 0	0- 0		0- 0		NEUTRAL		0- 0		0- 0	0- 0
0- 0	0- 0		0- 0		CONFERENCE		0- 0		0- 0	0- 0
0- 0	0- 0		0- 0		HOME		0- 0		0- 0	0- 0
0- 0	0- 0		0- 0		AWAY		0- 0		0- 0	0- 0
0- 0	0- 0		0- 0		NEUTRAL		0- 0		0- 0	0- 0

RPI 1-25					
RPI	S	Opponent	Score		
22	A	Kentucky	47	74	
RPI 26-50					
RPI	S	Opponent	Score		
RPI 51-100					
RPI	S	Opponent	Score		
51	A	West Virginia	53	94	
RPI 101+					
RPI	S	Opponent	Score		
178	H	Georgia St.	50	68	
234	H	Eastern Mich.	78	73	
249	H	Miami (OH)	77	43	
320	H	Chicago St.	63	55	
336	H	Lipscomb	73	53	
348	A	Florida A&M	53	48	
Team's RPI: 245					
LAST 12 Division I GAMES:					
348	A	Florida A&M	53	48	
336	H	Lipscomb	73	53	
51	A	West Virginia	53	94	
320	H	Chicago St.	63	55	
22	A	Kentucky	47	74	
249	H	Miami (OH)	77	43	
234	H	Eastern Mich.	78	73	
178	H	Georgia St.	50	68	

Non-Div I Games:	Ky. Christian	100	52	Alice Lloyd	92	42
------------------	---------------	-----	----	-------------	----	----

Morehead St.

■ Loss, ■ Non-Conf, S Site, H Home A Away N Neutral

Average RPI Win: 312		WON-LOST	WINNING	LAST 10	STRENGTH OF	OPP. STRENGTH	TEAM	ADJ.	CONF.	ADJ CONF.
Average RPI Loss: 240		RECORD	PCT. RANK	GAMES	SCHEDULE	OF SCHEDULE	RPI	RPI	RPI	RPI
DIV. I ONLY		1- 6	299	1- 6	336	315	335	335	31	31
DIV. I NON-CONF.		1- 6	298	1- 6	336	315	335	335	31	31
TOTALS	RPI 1-25		RPI 26-50		W-L RECORDS		RPI 51-100		RPI 101-150	RPI 150+
1- 6	0- 0		0- 0		OVERALL		0- 0		0- 1	1- 5
0- 0	0- 0		0- 0		HOME		0- 0		0- 0	0- 0
1- 5	0- 0		0- 0		AWAY		0- 0		0- 1	1- 4
0- 1	0- 0		0- 0		NEUTRAL		0- 0		0- 0	0- 1
1- 6	0- 0		0- 0		NON-CONFERENCE		0- 0		0- 1	1- 5
0- 0	0- 0		0- 0		HOME		0- 0		0- 0	0- 0
1- 5	0- 0		0- 0		AWAY		0- 0		0- 1	1- 4
0- 1	0- 0		0- 0		NEUTRAL		0- 0		0- 0	0- 1
0- 0	0- 0		0- 0		CONFERENCE		0- 0		0- 0	0- 0
0- 0	0- 0		0- 0		HOME		0- 0		0- 0	0- 0
0- 0	0- 0		0- 0		AWAY		0- 0		0- 0	0- 0
0- 0	0- 0		0- 0		NEUTRAL		0- 0		0- 0	0- 0

RPI 1-25				RPI 26-50				RPI 51-100				RPI 101+				Team's RPI: 335	
RPI	S	Opponent	Score	RPI	S	Opponent	Score	RPI	S	Opponent	Score	RPI	S	Opponent	Score		
												147	A	Dayton	42	61	
												179	A	Saint Louis	43	71	
												197	A	Marshall	43	62	
												276	A	UMKC	56	64	
												310	N	Eastern Ky.	58	66	
												312	A	UMBC	69	61	
												332	A	Mt. St. Mary's	50	65	
LAST 12 Division I GAMES:																	
				276	A	UMKC	56	64	312	A	UMBC	69	61				
				310	N	Eastern Ky.	58	66	147	A	Dayton	42	61				
				179	A	Saint Louis	43	71	197	A	Marshall	43	62				
				332	A	Mt. St. Mary's	50	65									

Non-Div I Games: Washington Adventis79 28

Morgan St.

■ Loss, ■ Non-Conf, S Site, H Home A Away N Neutral

Average RPI Win:	308	WON-LOST	WINNING	LAST 10	STRENGTH OF	OPP. STRENGTH	TEAM	ADJ.	CONF.	ADJ CONF.
Average RPI Loss:	193	RECORD	PCT. RANK	GAMES	SCHEDULE	OF SCHEDULE	RPI	RPI	RPI	RPI
DIV. I ONLY	2- 7	280	2- 7	311	279	332	332	32	32	
DIV. I NON-CONF.	2- 7	279	2- 7	311	277	332	332	32	32	
TOTALS	RPI 1-25	RPI 26-50	W-L RECORDS	RPI 51-100	RPI 101-150	RPI 150+				
2- 7	0- 0	0- 1	OVERALL	0- 0	0- 1	2- 5				
2- 3	0- 0	0- 0	HOME	0- 0	0- 1	2- 2				
0- 4	0- 0	0- 1	AWAY	0- 0	0- 0	0- 3				
0- 0	0- 0	0- 0	NEUTRAL	0- 0	0- 0	0- 0				
2- 7	0- 0	0- 1	NON-CONFERENCE	0- 0	0- 1	2- 5				
2- 3	0- 0	0- 0	HOME	0- 0	0- 1	2- 2				
0- 4	0- 0	0- 1	AWAY	0- 0	0- 0	0- 3				
0- 0	0- 0	0- 0	NEUTRAL	0- 0	0- 0	0- 0				
0- 0	0- 0	0- 0	CONFERENCE	0- 0	0- 0	0- 0				
0- 0	0- 0	0- 0	HOME	0- 0	0- 0	0- 0				
0- 0	0- 0	0- 0	AWAY	0- 0	0- 0	0- 0				
0- 0	0- 0	0- 0	NEUTRAL	0- 0	0- 0	0- 0				

RPI 1-25			RPI 26-50			RPI 51-100			RPI 101+			Team's RPI: 332
RPI	S	Opponent	Score	RPI	S	Opponent	Score	RPI	S	Opponent	Score	
				34	A	Maryland	42 106					
								119	H	UMES	52 63	
								161	A	Pittsburgh	54 89	
								200	A	Howard	62 95	
								272	H	Fairfield	57 70	
								278	H	Lehigh	57 74	
								281	H	Coppin St.	54 48	
								288	A	Loyola Maryland	53 58	
								335	H	Morgan St.	65 50	
LAST 12 Division I GAMES:												
200	A	Howard	62 95	288	A	Loyola Maryland	53 58					
119	H	UMES	52 63	281	H	Coppin St.	54 48					
161	A	Pittsburgh	54 89	278	H	Lehigh	57 74					
				272	H	Fairfield	57 70					
				34	A	Maryland	42 106					
				335	H	Morgan St.	65 50					

Non-Div I Games:

Mt. St. Mary's

Average RPI Win:	306	WON-LOST	WINNING	LAST 10	STRENGTH OF	OPP. STRENGTH	TEAM	ADJ.	CONF.	ADJ CONF.
Average RPI Loss:	205	RECORD	PCT. RANK	GAMES	SCHEDULE	OF SCHEDULE	RPI	RPI	RPI	RPI
DIV. I ONLY	4- 4	152	4- 4	341	263	296	296	28	28	
DIV. I NON-CONF.	4- 4	153	4- 4	341	262	296	296	28	28	
TOTALS	RPI 1-25	RPI 26-50	W-L RECORDS	RPI 51-100	RPI 101-150	RPI 150+				
4- 4	0- 0	0- 0	OVERALL	0- 1	0- 0	4- 3				
3- 1	0- 0	0- 0	HOME	0- 0	0- 0	3- 1				
1- 3	0- 0	0- 0	AWAY	0- 1	0- 0	1- 2				
0- 0	0- 0	0- 0	NEUTRAL	0- 0	0- 0	0- 0				
4- 4	0- 0	0- 0	NON-CONFERENCE	0- 1	0- 0	4- 3				
3- 1	0- 0	0- 0	HOME	0- 0	0- 0	3- 1				
1- 3	0- 0	0- 0	AWAY	0- 1	0- 0	1- 2				
0- 0	0- 0	0- 0	NEUTRAL	0- 0	0- 0	0- 0				
0- 0	0- 0	0- 0	CONFERENCE	0- 0	0- 0	0- 0				
0- 0	0- 0	0- 0	HOME	0- 0	0- 0	0- 0				
0- 0	0- 0	0- 0	AWAY	0- 0	0- 0	0- 0				
0- 0	0- 0	0- 0	NEUTRAL	0- 0	0- 0	0- 0				

RPI 1-25			RPI 26-50			RPI 51-100			RPI 101+			Team's RPI: 296
RPI	S	Opponent	Score	RPI	S	Opponent	Score	RPI	S	Opponent	Score	
						69 A Ohio	70 79			212 A Southern Ill.	63 70	
										263 H Evansville	77 82	
										277 A ETSU	60 79	
										283 H Alabama A&M	81 49	
										291 H UNCG	81 70	
										314 A Northern Ky.	72 69	
										336 H Lipscomb	79 59	
LAST 12 Division I GAMES:												
						314 A Northern Ky.	72 69			291 H UNCG	81 70	
						263 H Evansville	77 82			212 A Southern Ill.	63 70	
						277 A ETSU	60 79			283 H Alabama A&M	81 49	
						69 A Ohio	70 79					
						336 H Lipscomb	79 59					

Non-Div I Games: Eureka 101 59

Murray St.

Average RPI Win:	242	WON-LOST	WINNING	LAST 10	STRENGTH OF	OPP. STRENGTH	TEAM	ADJ.	CONF.	ADJ CONF.
Average RPI Loss:	146	RECORD	PCT. RANK	GAMES	SCHEDULE	OF SCHEDULE	RPI	RPI	RPI	RPI
DIV. I ONLY	1- 7	308	1- 7	155	204	299	299	31	31	
DIV. I NON-CONF.	1- 7	308	1- 7	154	204	299	299	31	31	
TOTALS	RPI 1-25	RPI 26-50	W-L RECORDS	RPI 51-100	RPI 101-150	RPI 150+				
1- 7	0- 0	0- 2	OVERALL	0- 1	0- 0	1- 4				
1- 1	0- 0	0- 1	HOME	0- 0	0- 0	1- 0				
0- 2	0- 0	0- 0	AWAY	0- 0	0- 0	0- 2				
0- 4	0- 0	0- 1	NEUTRAL	0- 1	0- 0	0- 2				
1- 7	0- 0	0- 2	NON-CONFERENCE	0- 1	0- 0	1- 4				
1- 1	0- 0	0- 1	HOME	0- 0	0- 0	1- 0				
0- 2	0- 0	0- 0	AWAY	0- 0	0- 0	0- 2				
0- 4	0- 0	0- 1	NEUTRAL	0- 1	0- 0	0- 2				
0- 0	0- 0	0- 0	CONFERENCE	0- 0	0- 0	0- 0				
0- 0	0- 0	0- 0	HOME	0- 0	0- 0	0- 0				
0- 0	0- 0	0- 0	AWAY	0- 0	0- 0	0- 0				
0- 0	0- 0	0- 0	NEUTRAL	0- 0	0- 0	0- 0				

RPI 1-25			RPI 26-50			RPI 51-100			RPI 101+			Team's RPI: 299
RPI	S	Opponent	Score	RPI	S	Opponent	Score	RPI	S	Opponent	Score	
28	H	Auburn	36 68	51	N	West Virginia	64 80	191	A	Ga. Southern	50 65	
31	N	Florida	38 67					198	N	Ball St.	57 76	
								222	A	Appalachian St.	58 71	
								242	H	UT Martin	74 59	
								300	N	Marist	64 69	
LAST 12 Division I GAMES:												
198	N	Ball St.	57 76	31	N	Florida	38 67					
51	N	West Virginia	64 80	222	A	Appalachian St.	58 71					
28	H	Auburn	36 68	300	N	Marist	64 69					
242	H	UT Martin	74 59									
191	A	Ga. Southern	50 65									

Non-Div I Games:

N.C. A&T

Average RPI Win:	0	WON-LOST	WINNING	LAST 10	STRENGTH OF	OPP. STRENGTH	TEAM	ADJ.	CONF.	ADJ CONF.
Average RPI Loss:	208	RECORD	PCT. RANK	GAMES	SCHEDULE	OF SCHEDULE	RPI	RPI	RPI	RPI
DIV. I ONLY	0- 5	326	0- 5	280	280	342	342	31	31	
DIV. I NON-CONF.	0- 5	325	0- 5	281	278	342	342	31	31	
TOTALS	RPI 1-25	RPI 26-50	W-L RECORDS	RPI 51-100	RPI 101-150	RPI 150+				
0- 5	0- 0	0- 0	OVERALL	0- 0	0- 2	0- 3				
0- 1	0- 0	0- 0	HOME	0- 0	0- 0	0- 1				
0- 4	0- 0	0- 0	AWAY	0- 0	0- 2	0- 2				
0- 0	0- 0	0- 0	NEUTRAL	0- 0	0- 0	0- 0				
0- 5	0- 0	0- 0	NON-CONFERENCE	0- 0	0- 2	0- 3				
0- 1	0- 0	0- 0	HOME	0- 0	0- 0	0- 1				
0- 4	0- 0	0- 0	AWAY	0- 0	0- 2	0- 2				
0- 0	0- 0	0- 0	NEUTRAL	0- 0	0- 0	0- 0				
0- 0	0- 0	0- 0	CONFERENCE	0- 0	0- 0	0- 0				
0- 0	0- 0	0- 0	HOME	0- 0	0- 0	0- 0				
0- 0	0- 0	0- 0	AWAY	0- 0	0- 0	0- 0				
0- 0	0- 0	0- 0	NEUTRAL	0- 0	0- 0	0- 0				

RPI 1-25			RPI 26-50			RPI 51-100			RPI 101+			Team's RPI: 342
RPI	S	Opponent	Score	RPI	S	Opponent	Score	RPI	S	Opponent	Score	
								134	A	Old Dominion	52	83
								148	A	Purdue	27	61
								214	H	Wofford	54	64
								240	A	Coastal Caro.	50	66
								304	A	Campbell	30	61
LAST 12 Division I GAMES:												
				148	A	Purdue	27	61				
								214	H	Wofford	54	64
								134	A	Old Dominion	52	83
								304	A	Campbell	30	61
								240	A	Coastal Caro.	50	66

Non-Div I Games: Johnson & Wales (NC75 38 Pfeiffer 47 50

N.C. Central

Average RPI Win:	309	WON-LOST	WINNING	LAST 10	STRENGTH OF	OPP. STRENGTH	TEAM	ADJ.	CONF.	ADJ CONF.
Average RPI Loss:	213	RECORD	PCT. RANK	GAMES	SCHEDULE	OF SCHEDULE	RPI	RPI	RPI	RPI
DIV. I ONLY	3- 6	232	3- 6	344	273	326	326	23	23	
DIV. I NON-CONF.	3- 6	233	3- 6	344	271	326	326	23	23	
TOTALS	RPI 1-25	RPI 26-50	W-L RECORDS	RPI 51-100	RPI 101-150	RPI 150+				
3- 6	0- 0	0- 0	OVERALL	0- 2	0- 0	3- 4				
1- 2	0- 0	0- 0	HOME	0- 0	0- 0	1- 2				
1- 4	0- 0	0- 0	AWAY	0- 2	0- 0	1- 2				
1- 0	0- 0	0- 0	NEUTRAL	0- 0	0- 0	1- 0				
3- 6	0- 0	0- 0	NON-CONFERENCE	0- 2	0- 0	3- 4				
1- 2	0- 0	0- 0	HOME	0- 0	0- 0	1- 2				
1- 4	0- 0	0- 0	AWAY	0- 2	0- 0	1- 2				
1- 0	0- 0	0- 0	NEUTRAL	0- 0	0- 0	1- 0				
0- 0	0- 0	0- 0	CONFERENCE	0- 0	0- 0	0- 0				
0- 0	0- 0	0- 0	HOME	0- 0	0- 0	0- 0				
0- 0	0- 0	0- 0	AWAY	0- 0	0- 0	0- 0				
0- 0	0- 0	0- 0	NEUTRAL	0- 0	0- 0	0- 0				

RPI 1-25				RPI 26-50				RPI 51-100				RPI 101+ Team's RPI: 326			
RPI	S	Opponent	Score	RPI	S	Opponent	Score	RPI	S	Opponent	Score	RPI	S	Opponent	Score
								65	A	Harvard	38 59	223	H	Binghamton	44 68
								72	A	Bucknell	36 67	278	A	Lehigh	52 84
												293	N	LIU Brooklyn	50 48
												294	A	Delaware St.	57 43
												305	A	Vermont	42 64
												337	H	Fairleigh Dickinson	61 66
												339	H	Wagner	68 45
LAST 12 Division I GAMES:															
				65	A	Harvard	38 59	294	A	Delaware St.	57 43				
				278	A	Lehigh	52 84	223	H	Binghamton	44 68				
				293	N	LIU Brooklyn	50 48	339	H	Wagner	68 45				
				305	A	Vermont	42 64								
				337	H	Fairleigh Dickinson	61 66								
				72	A	Bucknell	36 67								

Non-Div I Games: St. Joseph's (Brkln87 53

NJIT

Average RPI Win:	202	WON-LOST	WINNING	LAST 10	STRENGTH OF	OPP. STRENGTH	TEAM	ADJ.	CONF.	ADJ CONF.
Average RPI Loss:	58	RECORD	PCT. RANK	GAMES	SCHEDULE	OF SCHEDULE	RPI	RPI	RPI	RPI
DIV. I ONLY	6- 3	92	6- 3	147	90	85	85	24	24	
DIV. I NON-CONF.	6- 3	91	6- 3	146	91	83	83	24	24	
TOTALS	RPI 1-25	RPI 26-50	W-L RECORDS	RPI 51-100	RPI 101-150	RPI 150+				
6- 3	0- 0	0- 1	OVERALL	1- 2	1- 0	4- 0				
4- 0	0- 0	0- 0	HOME	1- 0	1- 0	2- 0				
2- 2	0- 0	0- 1	AWAY	0- 1	0- 0	2- 0				
0- 1	0- 0	0- 0	NEUTRAL	0- 1	0- 0	0- 0				
6- 3	0- 0	0- 1	NON-CONFERENCE	1- 2	1- 0	4- 0				
4- 0	0- 0	0- 0	HOME	1- 0	1- 0	2- 0				
2- 2	0- 0	0- 1	AWAY	0- 1	0- 0	2- 0				
0- 1	0- 0	0- 0	NEUTRAL	0- 1	0- 0	0- 0				
0- 0	0- 0	0- 0	CONFERENCE	0- 0	0- 0	0- 0				
0- 0	0- 0	0- 0	HOME	0- 0	0- 0	0- 0				
0- 0	0- 0	0- 0	AWAY	0- 0	0- 0	0- 0				
0- 0	0- 0	0- 0	NEUTRAL	0- 0	0- 0	0- 0				

RPI 1-25				RPI 26-50				RPI 51-100				Team's RPI: 85	RPI 101+			
RPI	S	Opponent	Score	RPI	S	Opponent	Score	RPI	S	Opponent	Score		RPI	S	Opponent	Score
				48	A	Tennessee	55 85	56	A	Wake Forest	65 75		145	H	Cleveland St.	88 63
								70	N	Arkansas	67 70		159	H	Iona	73 68
								96	H	Hofstra	78 69		233	A	Air Force	64 46
													261	A	Nevada	79 62
													318	H	Liberty	67 66
LAST 12 Division I GAMES:																
				159	H	Iona	73 68	318	H	Liberty	67 66					
				96	H	Hofstra	78 69	145	H	Cleveland St.	88 63					
				48	A	Tennessee	55 85	233	A	Air Force	64 46					
				56	A	Wake Forest	65 75	70	N	Arkansas	67 70					
								261	A	Nevada	79 62					

Non-Div I Games: Goucher 93 40

Navy

Nebraska

Through Games Of Dec. 11, 2016

Average RPI Win:	174	WON-LOST	WINNING	LAST 10	STRENGTH OF	OPP. STRENGTH	TEAM	ADJ.	CONF.	ADJ CONF.
Average RPI Loss:	55	RECORD	PCT. RANK	GAMES	SCHEDULE	OF SCHEDULE	RPI	RPI	RPI	RPI
DIV. I ONLY	4- 6	211	4- 6	34	103	151	151	7	7	
DIV. I NON-CONF.	4- 6	211	4- 6	34	104	152	152	7	7	
TOTALS	RPI 1-25	RPI 26-50	W-L RECORDS	RPI 51-100	RPI 101-150	RPI 150+				
4- 6	0- 0	0- 4	OVERALL	1- 1	0- 1	3- 0				
4- 3	0- 0	0- 3	HOME	1- 0	0- 0	3- 0				
0- 1	0- 0	0- 1	AWAY	0- 0	0- 0	0- 0				
0- 2	0- 0	0- 0	NEUTRAL	0- 1	0- 1	0- 0				
4- 6	0- 0	0- 4	NON-CONFERENCE	1- 1	0- 1	3- 0				
4- 3	0- 0	0- 3	HOME	1- 0	0- 0	3- 0				
0- 1	0- 0	0- 1	AWAY	0- 0	0- 0	0- 0				
0- 2	0- 0	0- 0	NEUTRAL	0- 1	0- 1	0- 0				
0- 0	0- 0	0- 0	CONFERENCE	0- 0	0- 0	0- 0				
0- 0	0- 0	0- 0	HOME	0- 0	0- 0	0- 0				
0- 0	0- 0	0- 0	AWAY	0- 0	0- 0	0- 0				
0- 0	0- 0	0- 0	NEUTRAL	0- 0	0- 0	0- 0				

RPI S	Opponent	Score	RPI S	Opponent	Score	RPI S	Opponent	Score	RPI S	Opponent	Score	Team's RPI: 151
29	H California	65 86	29	H California	65 86	58	N Washington St.	65 79	112	N Virginia	51 73	
38	A Virginia Tech	67 76	38	A Virginia Tech	67 76	94	H Colorado St.	62 59	173	H Omaha	66 58	
45	H Drake	70 84	45	H Drake	70 84				210	H UTRGV	71 53	
49	H Missouri	35 55	49	H Missouri	35 55				219	H San Jose St.	83 61	
LAST 12 Division I GAMES:												
219	H San Jose St.	83 61	29	H California	65 86							
45	H Drake	70 84	38	A Virginia Tech	67 76							
49	H Missouri	35 55	112	N Virginia	51 73							
210	H UTRGV	71 53	58	N Washington St.	65 79							
			173	H Omaha	66 58							
			94	H Colorado St.	62 59							

Non-Div I Games:

Nebraska

■ Loss,
■ Non-Conf, S Site,
■ Home
■ Away
N Neutral

Nevada

Through Games Of Dec. 11, 2016

Average RPI Win:	258	WON-LOST	WINNING	LAST 10	STRENGTH OF	OPP. STRENGTH	TEAM	ADJ.	CONF.	ADJ CONF.
Average RPI Loss:	130	RECORD	PCT. RANK	GAMES	SCHEDULE	OF SCHEDULE	RPI	RPI	RPI	RPI
DIV. I ONLY	4- 5	181	4- 5	287	93	261	261	9	9	
DIV. I NON-CONF.	4- 5	183	4- 5	289	95	260	260	9	9	
TOTALS	RPI 1-25	RPI 26-50	W-L RECORDS	RPI 51-100	RPI 101-150	RPI 150+				
4- 5	0- 1	0- 0	OVERALL	0- 1	0- 2	4- 1				
2- 4	0- 1	0- 0	HOME	0- 1	0- 1	2- 1				
2- 1	0- 0	0- 0	AWAY	0- 0	0- 1	2- 0				
0- 0	0- 0	0- 0	NEUTRAL	0- 0	0- 0	0- 0				
4- 5	0- 1	0- 0	NON-CONFERENCE	0- 1	0- 2	4- 1				
2- 4	0- 1	0- 0	HOME	0- 1	0- 1	2- 1				
2- 1	0- 0	0- 0	AWAY	0- 0	0- 1	2- 0				
0- 0	0- 0	0- 0	NEUTRAL	0- 0	0- 0	0- 0				
0- 0	0- 0	0- 0	CONFERENCE	0- 0	0- 0	0- 0				
0- 0	0- 0	0- 0	HOME	0- 0	0- 0	0- 0				
0- 0	0- 0	0- 0	AWAY	0- 0	0- 0	0- 0				
0- 0	0- 0	0- 0	NEUTRAL	0- 0	0- 0	0- 0				

RPI 1-25				RPI 26-50				RPI 51-100				RPI 101+ Team's RPI: 261			
RPI	S	Opponent	Score	RPI	S	Opponent	Score	RPI	S	Opponent	Score	RPI	S	Opponent	Score
10	H	Utah	50 80					85	H	Navy	62 79	130	A	San Diego	54 70
												138	H	Long Beach St.	93 97
												201	H	Portland	72 59
												228	A	Sacramento St.	99 95
												266	H	Memphis	75 67
												289	H	UC Irvine	59 72
												338	A	Pepperdine	69 60
LAST 12 Division I GAMES:															
130	A	San Diego	54 70	85	H	Navy	62 79	338	A	Pepperdine	69 60	228	A	Sacramento St.	99 95
10	H	Utah	50 80	201	H	Portland	72 59	138	H	Long Beach St.	93 97				
289	H	UC Irvine	59 72	266	H	Memphis	75 67								

Non-Div I Games:

Nevada

■ Loss,
 ■ Non-Conf, S Site,
 ■ Home
 ■ Away
 N Neutral

New Hampshire

Through Games Of Dec. 11, 2016

Average RPI Win:	282	WON-LOST	WINNING	LAST 10	STRENGTH OF	OPP. STRENGTH	TEAM	ADJ.	CONF.	ADJ CONF.
Average RPI Loss:	98	RECORD	PCT. RANK	GAMES	SCHEDULE	OF SCHEDULE	RPI	RPI	RPI	RPI
DIV. I ONLY	5- 3	115	5- 3	307	180	176	176	25	25	
DIV. I NON-CONF.	5- 3	115	5- 3	307	178	178	178	25	25	
TOTALS	RPI 1-25	RPI 26-50	W-L RECORDS	RPI 51-100	RPI 101-150	RPI 150+				
5- 3	0- 1	0- 0	OVERALL	0- 0	0- 2	5- 0				
2- 1	0- 0	0- 0	HOME	0- 0	0- 1	2- 0				
3- 2	0- 1	0- 0	AWAY	0- 0	0- 1	3- 0				
0- 0	0- 0	0- 0	NEUTRAL	0- 0	0- 0	0- 0				
5- 3	0- 1	0- 0	NON-CONFERENCE	0- 0	0- 2	5- 0				
2- 1	0- 0	0- 0	HOME	0- 0	0- 1	2- 0				
3- 2	0- 1	0- 0	AWAY	0- 0	0- 1	3- 0				
0- 0	0- 0	0- 0	NEUTRAL	0- 0	0- 0	0- 0				
0- 0	0- 0	0- 0	CONFERENCE	0- 0	0- 0	0- 0				
0- 0	0- 0	0- 0	HOME	0- 0	0- 0	0- 0				
0- 0	0- 0	0- 0	AWAY	0- 0	0- 0	0- 0				
0- 0	0- 0	0- 0	NEUTRAL	0- 0	0- 0	0- 0				

RPI 1-25				RPI 26-50				RPI 51-100				RPI 101+ Team's RPI: 176			
RPI	S	Opponent	Score	RPI	S	Opponent	Score	RPI	S	Opponent	Score	RPI	S	Opponent	Score
22	A	Kentucky	43 92									122	A	Cornell	56 61
												150	H	Yale	58 64
												199	H	Bryant	62 60
												264	A	Siena	77 67
												279	A	Northeastern	66 63
												331	A	Boston U.	59 51
												339	H	Wagner	73 40
LAST 12 Division I GAMES:															
				264	A	Siena	77 67					150	H	Yale	58 64
				279	A	Northeastern	66 63					122	A	Cornell	56 61
				331	A	Boston U.	59 51								
				339	H	Wagner	73 40								
				199	H	Bryant	62 60								
				22	A	Kentucky	43 92								

Non-Div I Games: New England Col. 58 38

New Hampshire

■ Loss,
 ■ Non-Conf,
 ■ S Site,
 ■ H Home
 ■ A Away
 N Neutral

Average RPI Win:	233	WON-LOST	WINNING	LAST 10	STRENGTH OF	OPP. STRENGTH	TEAM	ADJ.	CONF.	ADJ CONF.
Average RPI Loss:	131	RECORD	PCT. RANK	GAMES	SCHEDULE	OF SCHEDULE	RPI	RPI	RPI	RPI
DIV. I ONLY	4- 5	181	4- 5	238	135	260	260	9	9	
DIV. I NON-CONF.	4- 5	183	4- 5	239	136	259	259	9	9	
TOTALS	RPI 1-25	RPI 26-50	W-L RECORDS	RPI 51-100	RPI 101-150	RPI 150+				
4- 5	0- 1	0- 1	OVERALL	1- 0	0- 0	3- 3				
4- 3	0- 1	0- 0	HOME	1- 0	0- 0	3- 2				
0- 2	0- 0	0- 1	AWAY	0- 0	0- 0	0- 1				
0- 0	0- 0	0- 0	NEUTRAL	0- 0	0- 0	0- 0				
4- 5	0- 1	0- 1	NON-CONFERENCE	1- 0	0- 0	3- 3				
4- 3	0- 1	0- 0	HOME	1- 0	0- 0	3- 2				
0- 2	0- 0	0- 1	AWAY	0- 0	0- 0	0- 1				
0- 0	0- 0	0- 0	NEUTRAL	0- 0	0- 0	0- 0				
0- 0	0- 0	0- 0	CONFERENCE	0- 0	0- 0	0- 0				
0- 0	0- 0	0- 0	HOME	0- 0	0- 0	0- 0				
0- 0	0- 0	0- 0	AWAY	0- 0	0- 0	0- 0				
0- 0	0- 0	0- 0	NEUTRAL	0- 0	0- 0	0- 0				

RPI 1-25				RPI 26-50				RPI 51-100				RPI 101+ Team's RPI: 260			
RPI	S	Opponent	Score	RPI	S	Opponent	Score	RPI	S	Opponent	Score	RPI	S	Opponent	Score
18	H	Minnesota	65 69	41	A	Texas Tech	58 69	59	H	SMU	64 49	156	H	Tulsa	64 67
												206	H	Saint Joseph's	67 79
												236	A	New Mexico St.	70 77
												236	H	New Mexico St.	84 55
												298	H	UTEP	79 66
												337	H	Fairleigh Dickinson	83 56
LAST 12 Division I GAMES:															
156	H	Tulsa	64 67	298	H	UTEP	79 66	18	H	Minnesota	65 69				
41	A	Texas Tech	58 69	59	H	SMU	64 49	236	A	New Mexico St.	70 77				
236	H	New Mexico St.	84 55	206	H	Saint Joseph's	67 79								
337	H	Fairleigh Dickinson	83 56												

Non-Div I Games:

New Mexico

■ Loss,
 ■ Non-Conf, S Site,
 ■ Home
 ■ Away
 N Neutral

Average RPI Win: 273		WON-LOST	WINNING	LAST 10	STRENGTH OF	OPP. STRENGTH	TEAM	ADJ.	CONF.	ADJ CONF.
Average RPI Loss: 200		RECORD	PCT. RANK	GAMES	SCHEDULE	OF SCHEDULE	RPI	RPI	RPI	RPI
DIV. I ONLY		5- 3	115	5- 3	327	249	236	236	29	29
DIV. I NON-CONF.		5- 3	115	5- 3	327	248	236	236	29	29
TOTALS		RPI 1-25	RPI 26-50	W-L RECORDS	RPI 51-100	RPI 101-150	RPI 150+			
5- 3	0- 0		0- 0	OVERALL	0- 0	0- 1	5- 2			
3- 1	0- 0		0- 0	HOME	0- 0	0- 1	3- 0			
1- 2	0- 0		0- 0	AWAY	0- 0	0- 0	1- 2			
1- 0	0- 0		0- 0	NEUTRAL	0- 0	0- 0	1- 0			
5- 3	0- 0		0- 0	NON-CONFERENCE	0- 0	0- 1	5- 2			
3- 1	0- 0		0- 0	HOME	0- 0	0- 1	3- 0			
1- 2	0- 0		0- 0	AWAY	0- 0	0- 0	1- 2			
1- 0	0- 0		0- 0	NEUTRAL	0- 0	0- 0	1- 0			
0- 0	0- 0		0- 0	CONFERENCE	0- 0	0- 0	0- 0			
0- 0	0- 0		0- 0	HOME	0- 0	0- 0	0- 0			
0- 0	0- 0		0- 0	AWAY	0- 0	0- 0	0- 0			
0- 0	0- 0		0- 0	NEUTRAL	0- 0	0- 0	0- 0			

RPI 1-25				RPI 26-50				RPI 51-100				RPI 101+				Team's RPI: 236	
RPI	S	Opponent	Score	RPI	S	Opponent	Score	RPI	S	Opponent	Score	RPI	S	Opponent	Score		
												121	H	Arizona	63	74	
												219	H	San Jose St.	66	55	
												220	A	Hawaii	53	56	
												228	N	Sacramento St.	99	73	
												260	A	New Mexico	55	84	
												260	H	New Mexico	77	70	
												322	A	Northern Ariz.	79	68	
												338	H	Pepperdine	75	66	
LAST 12 Division I GAMES:																	
				322	A	Northern Ariz.	79 68	260	H	New Mexico	77 70						
				121	H	Arizona	63 74	338	H	Pepperdine	75 66						
								220	A	Hawaii	53 56						
								228	N	Sacramento St.	99 73						
								260	A	New Mexico	55 84						
								219	H	San Jose St.	66 55						

Non-Div I Games:	N.M. Highlands	94	37
------------------	----------------	----	----

New Mexico St.

■ Loss, ■ Non-Conf, S Site, H Home A Away N Neutral

Average RPI Win:	270	WON-LOST	WINNING	LAST 10	STRENGTH OF	OPP. STRENGTH	TEAM	ADJ.	CONF.	ADJ CONF.
Average RPI Loss:	124	RECORD	PCT. RANK	GAMES	SCHEDULE	OF SCHEDULE	RPI	RPI	RPI	RPI
DIV. I ONLY	2- 4	232	2- 4	33	344	149	149	27	27	
DIV. I NON-CONF.	2- 4	233	2- 4	33	344	150	150	27	27	
TOTALS	RPI 1-25	RPI 26-50	W-L RECORDS	RPI 51-100	RPI 101-150	RPI 150+				
2- 4	0- 0	0- 0	OVERALL	0- 1	0- 2	2- 1				
1- 1	0- 0	0- 0	HOME	0- 0	0- 1	1- 0				
1- 3	0- 0	0- 0	AWAY	0- 1	0- 1	1- 1				
0- 0	0- 0	0- 0	NEUTRAL	0- 0	0- 0	0- 0				
2- 4	0- 0	0- 0	NON-CONFERENCE	0- 1	0- 2	2- 1				
1- 1	0- 0	0- 0	HOME	0- 0	0- 1	1- 0				
1- 3	0- 0	0- 0	AWAY	0- 1	0- 1	1- 1				
0- 0	0- 0	0- 0	NEUTRAL	0- 0	0- 0	0- 0				
0- 0	0- 0	0- 0	CONFERENCE	0- 0	0- 0	0- 0				
0- 0	0- 0	0- 0	HOME	0- 0	0- 0	0- 0				
0- 0	0- 0	0- 0	AWAY	0- 0	0- 0	0- 0				
0- 0	0- 0	0- 0	NEUTRAL	0- 0	0- 0	0- 0				

RPI 1-25				RPI 26-50				RPI 51-100				RPI 101+Team's RPI: 149					
RPI	S	Opponent	Score	RPI	S	Opponent	Score	RPI	S	Opponent	Score	RPI	S	Opponent	Score		
								87	A	Iowa St.	63	100	107	H	South Ala.	62	65
													144	A	Southern Miss.	53	78
													157	A	Alabama	57	78
													253	A	Jacksonville St.	81	79
													287	H	Texas Southern	63	57
LAST 12 Division I GAMES:																	
				87	A	Iowa St.	63	100									
				287	H	Texas Southern	63	57									
				253	A	Jacksonville St.	81	79									
				107	H	South Ala.	62	65									
				144	A	Southern Miss.	53	78									
				157	A	Alabama	57	78									

Non-Div I Games: Blue Mountain 75 37

New Orleans

Niagara

Through Games Of Dec. 11, 2016

Average RPI Win:	191	WON-LOST	WINNING	LAST 10	STRENGTH OF	OPP. STRENGTH	TEAM	ADJ.	CONF.	ADJ CONF.
Average RPI Loss:	51	RECORD	PCT. RANK	GAMES	SCHEDULE	OF SCHEDULE	RPI	RPI	RPI	RPI
DIV. I ONLY	4- 5	181	4- 5	9	185	74	74	19	19	
DIV. I NON-CONF.	3- 4	201	3- 4	7	139	52	52	18	18	
TOTALS	RPI 1-25	RPI 26-50	W-L RECORDS	RPI 51-100	RPI 101-150	RPI 150+				
4- 5	0- 2	0- 1	OVERALL	0- 2	1- 0	3- 0				
3- 2	0- 0	0- 1	HOME	0- 1	0- 0	3- 0				
1- 3	0- 2	0- 0	AWAY	0- 1	1- 0	0- 0				
0- 0	0- 0	0- 0	NEUTRAL	0- 0	0- 0	0- 0				
3- 4	0- 2	0- 1	NON-CONFERENCE	0- 1	1- 0	2- 0				
2- 1	0- 0	0- 1	HOME	0- 0	0- 0	2- 0				
1- 3	0- 2	0- 0	AWAY	0- 1	1- 0	0- 0				
0- 0	0- 0	0- 0	NEUTRAL	0- 0	0- 0	0- 0				
1- 1	0- 0	0- 0	CONFERENCE	0- 1	0- 0	1- 0				
1- 1	0- 0	0- 0	HOME	0- 1	0- 0	1- 0				
0- 0	0- 0	0- 0	AWAY	0- 0	0- 0	0- 0				
0- 0	0- 0	0- 0	NEUTRAL	0- 0	0- 0	0- 0				

RPI 1-25				RPI 26-50				RPI 51-100 Team's RPI: 74				RPI 101+			
RPI	S	Opponent	Score	RPI	S	Opponent	Score	RPI	S	Opponent	Score	RPI	S	Opponent	Score
20	A	Buffalo	63 73	34	H	Maryland	64 96	82	H	Rider	58 78	145	A	Cleveland St.	67 49
25	A	Michigan	35 107					92	A	Syracuse	60 109	174	H	Hartford	75 62
												216	H	St. Bonaventure	65 43
												227	H	Monmouth	66 45
LAST 12 Division I GAMES:															
20	A	Buffalo	63 73	92	A	Syracuse	60 109	174	H	Hartford	75 62				
25	A	Michigan	35 107					82	H	Rider	58 78				
216	H	St. Bonaventure	65 43					227	H	Monmouth	66 45				
								145	A	Cleveland St.	67 49				
								34	H	Maryland	64 96				

Non-Div I Games:

Niagara

■ Loss,
■ Non-Conf,
■ S Site,
■ H Home
■ A Away
N Neutral

Average RPI Win:	328	WON-LOST	WINNING	LAST 10	STRENGTH OF	OPP. STRENGTH	TEAM	ADJ.	CONF.	ADJ CONF.
Average RPI Loss:	134	RECORD	PCT. RANK	GAMES	SCHEDULE	OF SCHEDULE	RPI	RPI	RPI	RPI
DIV. I ONLY	4- 5	181	1- 0	339	267	297	297	27	27	
DIV. I NON-CONF.	4- 5	183	1- 0	339	265	297	297	27	27	
TOTALS	RPI 1-25	RPI 26-50	W-L RECORDS	RPI 51-100	RPI 101-150	RPI 150+				
4- 5	0- 0	0- 0	OVERALL	0- 2	0- 1	4- 2				
3- 0	0- 0	0- 0	HOME	0- 0	0- 0	3- 0				
1- 4	0- 0	0- 0	AWAY	0- 0	0- 0	1- 1				
0- 1	0- 0	0- 0	NEUTRAL	0- 0	0- 1	0- 0				
4- 5	0- 0	0- 0	NON-CONFERENCE	0- 2	0- 1	4- 2				
3- 0	0- 0	0- 0	HOME	0- 0	0- 0	3- 0				
1- 4	0- 0	0- 0	AWAY	0- 2	0- 0	1- 2				
0- 1	0- 0	0- 0	NEUTRAL	0- 0	0- 1	0- 0				
0- 0	0- 0	0- 0	CONFERENCE	0- 0	0- 0	0- 0				
0- 0	0- 0	0- 0	HOME	0- 0	0- 0	0- 0				
0- 0	0- 0	0- 0	AWAY	0- 0	0- 0	0- 0				
0- 0	0- 0	0- 0	NEUTRAL	0- 0	0- 0	0- 0				

RPI 1-25				RPI 26-50				RPI 51-100				RPI 101+				Team's RPI: 297	
RPI	S	Opponent	Score	RPI	S	Opponent	Score	RPI	S	Opponent	Score	RPI	S	Opponent	Score		
								73	A	Jacksonville	71	76	143	N	North Florida	74	77
								79	A	Gonzaga	46	78	187	A	Prairie View	67	69
													188	A	Louisiana Tech	52	68
													271	A	Grambling	71	60
													346	H	La.-Monroe	73	54
													346	H	La.-Monroe	73	54
													347	H	Jackson St.	83	76
LAST 12 Division I GAMES:																	
				346	H	La.-Monroe	73	54					143	N	North Florida	74	77
				188	A	Louisiana Tech	52	68					73	A	Jacksonville	71	76
				271	A	Grambling	71	60					347	H	Jackson St.	83	76
													346	H	La.-Monroe	73	54
													187	A	Prairie View	67	69
													79	A	Gonzaga	46	78

Non-Div I Games:

Nicholls St.

Average RPI Win:	281	WON-LOST	WINNING	LAST 10	STRENGTH OF	OPP. STRENGTH	TEAM	ADJ.	CONF.	ADJ CONF.
Average RPI Loss:	138	RECORD	PCT. RANK	GAMES	SCHEDULE	OF SCHEDULE	RPI	RPI	RPI	RPI
DIV. I ONLY	3- 4	202	3- 4	320	100	215	215	31	31	
DIV. I NON-CONF.	3- 4	201	3- 4	320	101	216	216	31	31	
TOTALS	RPI 1-25	RPI 26-50	W-L RECORDS	RPI 51-100	RPI 101-150	RPI 150+				
3- 4	0- 0	0- 0	OVERALL	0- 1	0- 1	3- 2				
0- 0	0- 0	0- 0	HOME	0- 0	0- 0	0- 0				
3- 3	0- 0	0- 0	AWAY	0- 1	0- 1	3- 1				
0- 1	0- 0	0- 0	NEUTRAL	0- 0	0- 0	0- 1				
3- 4	0- 0	0- 0	NON-CONFERENCE	0- 1	0- 1	3- 2				
0- 0	0- 0	0- 0	HOME	0- 0	0- 0	0- 0				
3- 3	0- 0	0- 0	AWAY	0- 1	0- 1	3- 1				
0- 1	0- 0	0- 0	NEUTRAL	0- 0	0- 0	0- 1				
0- 0	0- 0	0- 0	CONFERENCE	0- 0	0- 0	0- 0				
0- 0	0- 0	0- 0	HOME	0- 0	0- 0	0- 0				
0- 0	0- 0	0- 0	AWAY	0- 0	0- 0	0- 0				
0- 0	0- 0	0- 0	NEUTRAL	0- 0	0- 0	0- 0				

RPI 1-25				RPI 26-50				RPI 51-100				RPI 101+				Team's RPI: 215	
RPI	S	Opponent	Score	RPI	S	Opponent	Score	RPI	S	Opponent	Score	RPI	S	Opponent	Score		
								93	A	George Mason	33	60	134	A	Old Dominion	54	65
													152	A	UNCW	56	64
													174	N	Hartford	51	61
													274	A	Longwood	85	56
													278	A	Lehigh	81	57
													292	A	High Point	63	60
LAST 12 Division I GAMES:																	
				274	A	Longwood	85	56	152	A	UNCW	56	64				
				292	A	High Point	63	60									
				174	N	Hartford	51	61									
				278	A	Lehigh	81	57									
				93	A	George Mason	33	60									
				134	A	Old Dominion	54	65									

Non-Div I Games: Saint Augustine's 99 59

Norfolk St.

North Carolina

Through Games Of Dec. 11, 2016

Average RPI Win:	156	WON-LOST	WINNING	LAST 10	STRENGTH OF	OPP. STRENGTH	TEAM	ADJ.	CONF.	ADJ CONF.
Average RPI Loss:	14	RECORD	PCT. RANK	GAMES	SCHEDULE	OF SCHEDULE	RPI	RPI	RPI	RPI
DIV. I ONLY	8- 1	23	1- 0	126	18	33	33	3	3	
DIV. I NON-CONF.	8- 1	23	1- 0	126	17	33	33	3	3	
TOTALS	RPI 1-25	RPI 26-50	W-L RECORDS	RPI 51-100	RPI 101-150	RPI 150+				
8- 1	1- 1	1- 0	OVERALL	1- 0	1- 0	4- 0				
6- 0	0- 0	1- 0	HOME	1- 0	1- 0	3- 0				
1- 0	0- 0	0- 0	AWAY	0- 0	0- 0	1- 0				
1- 1	1- 1	0- 0	NEUTRAL	0- 0	0- 0	0- 0				
8- 1	1- 1	1- 0	NON-CONFERENCE	1- 0	1- 0	4- 0				
6- 0	0- 0	1- 0	HOME	1- 0	1- 0	3- 0				
1- 0	0- 0	0- 0	AWAY	0- 0	0- 0	1- 0				
1- 1	1- 1	0- 0	NEUTRAL	0- 0	0- 0	0- 0				
0- 0	0- 0	0- 0	CONFERENCE	0- 0	0- 0	0- 0				
0- 0	0- 0	0- 0	HOME	0- 0	0- 0	0- 0				
0- 0	0- 0	0- 0	AWAY	0- 0	0- 0	0- 0				
0- 0	0- 0	0- 0	NEUTRAL	0- 0	0- 0	0- 0				

RPI 1-25				RPI 26-50				Team's RPI: 33		RPI 51-100				RPI 101+			
RPI	S	Opponent	Score	RPI	S	Opponent	Score			RPI	S	Opponent	Score	RPI	S	Opponent	Score
14	N	South Fla.	55 83	37	H	Elon	78 73			72	H	Bucknell	65 50	108	H	Charleston So.	93 77
18	N	Minnesota	91 77											197	H	Marshall	75 53
														246	A	Wisconsin	72 59
														283	H	Alabama A&M	80 35
														290	H	Alabama St.	84 54
LAST 12 Division I GAMES:																	
				108	H	Charleston So.	93 77			18	N	Minnesota	91 77				
				72	H	Bucknell	65 50			197	H	Marshall	75 53				
				283	H	Alabama A&M	80 35			37	H	Elon	78 73				
				290	H	Alabama St.	84 54			246	A	Wisconsin	72 59				
										14	N	South Fla.	55 83				

Non-Div I Games:

North Carolina

■ Loss,
 ■ Non-Conf, S Site,
 ■ Home
 ■ Away
 N Neutral

Average RPI Win:	163	WON-LOST	WINNING	LAST 10	STRENGTH OF	OPP. STRENGTH	TEAM	ADJ.	CONF.	ADJ CONF.
Average RPI Loss:	12	RECORD	PCT. RANK	GAMES	SCHEDULE	OF SCHEDULE	RPI	RPI	RPI	RPI
DIV. I ONLY	8- 2	43	8- 2	87	64	55	55	3	3	
DIV. I NON-CONF.	8- 2	43	8- 2	87	65	56	56	3	3	
TOTALS	RPI 1-25	RPI 26-50	W-L RECORDS	RPI 51-100	RPI 101-150	RPI 150+				
8- 2	0- 2	0- 0	OVERALL	1- 0	3- 0	4- 0				
7- 0	0- 0	0- 0	HOME	1- 0	3- 0	3- 0				
0- 0	0- 0	0- 0	AWAY	0- 0	0- 0	0- 0				
1- 2	0- 2	0- 0	NEUTRAL	0- 0	0- 0	1- 0				
8- 2	0- 2	0- 0	NON-CONFERENCE	1- 0	3- 0	4- 0				
7- 0	0- 0	0- 0	HOME	1- 0	3- 0	3- 0				
0- 0	0- 0	0- 0	AWAY	0- 0	0- 0	0- 0				
1- 2	0- 2	0- 0	NEUTRAL	0- 0	0- 0	1- 0				
0- 0	0- 0	0- 0	CONFERENCE	0- 0	0- 0	0- 0				
0- 0	0- 0	0- 0	HOME	0- 0	0- 0	0- 0				
0- 0	0- 0	0- 0	AWAY	0- 0	0- 0	0- 0				
0- 0	0- 0	0- 0	NEUTRAL	0- 0	0- 0	0- 0				

RPI 1-25				RPI 26-50				RPI 51-100				Team's RPI: 55	RPI 101+			
RPI	S	Opponent	Score	RPI	S	Opponent	Score	RPI	S	Opponent	Score		RPI	S	Opponent	Score
7	N	LSU	58 59					81	H	Hampton	81 56		105	H	Indiana	84 70
17	N	Kansas St.	50 67										119	H	UMES	77 58
													143	H	North Florida	78 52
													152	H	UNCW	86 54
													192	H	Col. of Charleston	91 47
													214	H	Wofford	80 40
													298	N	UTEP	71 55
LAST 12 Division I GAMES:																
				152	H	UNCW	86 54					105	H	Indiana	84 70	
				143	H	North Florida	78 52			7	N	LSU	58 59			
						81	H	Hampton	81 56			298	N	UTEP	71 55	
				214	H	Wofford	80 40			17	N	Kansas St.	50 67			
												119	H	UMES	77 58	
												192	H	Col. of Charleston	91 47	

Non-Div I Games:

North Carolina St.

North Dakota

Through Games Of Dec. 11, 2016

Average RPI Win:	237	WON-LOST	WINNING	LAST 10	STRENGTH OF	OPP. STRENGTH	TEAM	ADJ.	CONF.	ADJ CONF.
Average RPI Loss:	77	RECORD	PCT. RANK	GAMES	SCHEDULE	OF SCHEDULE	RPI	RPI	RPI	RPI
DIV. I ONLY	2- 5	253	2- 5	154	31	221	221	18	18	
DIV. I NON-CONF.	2- 5	252	2- 5	153	31	222	222	19	19	
TOTALS	RPI 1-25	RPI 26-50	W-L RECORDS	RPI 51-100	RPI 101-150	RPI 150+				
2- 5	0- 0	0- 3	OVERALL	0- 1	0- 0	2- 1				
1- 3	0- 0	0- 2	HOME	0- 1	0- 0	1- 0				
1- 2	0- 0	0- 1	AWAY	0- 0	0- 0	1- 1				
0- 0	0- 0	0- 0	NEUTRAL	0- 0	0- 0	0- 0				
2- 5	0- 0	0- 3	NON-CONFERENCE	0- 1	0- 0	2- 1				
1- 3	0- 0	0- 2	HOME	0- 1	0- 0	1- 0				
1- 2	0- 0	0- 1	AWAY	0- 0	0- 0	1- 1				
0- 0	0- 0	0- 0	NEUTRAL	0- 0	0- 0	0- 0				
0- 0	0- 0	0- 0	CONFERENCE	0- 0	0- 0	0- 0				
0- 0	0- 0	0- 0	HOME	0- 0	0- 0	0- 0				
0- 0	0- 0	0- 0	AWAY	0- 0	0- 0	0- 0				
0- 0	0- 0	0- 0	NEUTRAL	0- 0	0- 0	0- 0				

RPI 1-25				RPI 26-50				RPI 51-100				RPI 101+				Team's RPI: 221	
RPI	S	Opponent	Score	RPI	S	Opponent	Score	RPI	S	Opponent	Score	RPI	S	Opponent	Score		
				41	A	Texas Tech	80 90	60	H	South Dakota St.	72 83	166	H	San Francisco	71 63		
				44	H	Iowa	60 75					195	A	Kansas	71 76		
				45	H	Drake	91 99					307	A	North Dakota St.	76 55		
LAST 12 Division I GAMES:																	
				307	A	North Dakota St.	76 55	44	H	Iowa	60 75						
				60	H	South Dakota St.	72 83	41	A	Texas Tech	80 90						
				166	H	San Francisco	71 63	45	H	Drake	91 99						
				195	A	Kansas	71 76										

Non-Div I Games: Mayville St. 70 43

North Dakota

Loss, Non-Conf, S Site, H Home A Away N Neutral

Average RPI Win:	0	WON-LOST	WINNING	LAST 10	STRENGTH OF	OPP. STRENGTH	TEAM	ADJ.	CONF.	ADJ CONF.
Average RPI Loss:	173	RECORD	PCT. RANK	GAMES	SCHEDULE	OF SCHEDULE	RPI	RPI	RPI	RPI
DIV. I ONLY	0- 9	326	0- 9	91	327	307	307	14	14	
DIV. I NON-CONF.	0- 9	325	0- 9	91	327	307	307	14	14	
TOTALS	RPI 1-25	RPI 26-50	W-L RECORDS	RPI 51-100	RPI 101-150	RPI 150+				
0- 9	0- 0	0- 1	OVERALL	0- 0	0- 2	0- 6				
0- 3	0- 0	0- 1	HOME	0- 0	0- 0	0- 2				
0- 5	0- 0	0- 0	AWAY	0- 0	0- 2	0- 3				
0- 1	0- 0	0- 0	NEUTRAL	0- 0	0- 0	0- 1				
0- 9	0- 0	0- 1	NON-CONFERENCE	0- 0	0- 2	0- 6				
0- 3	0- 0	0- 1	HOME	0- 0	0- 0	0- 2				
0- 5	0- 0	0- 0	AWAY	0- 0	0- 2	0- 3				
0- 1	0- 0	0- 0	NEUTRAL	0- 0	0- 0	0- 1				
0- 0	0- 0	0- 0	CONFERENCE	0- 0	0- 0	0- 0				
0- 0	0- 0	0- 0	HOME	0- 0	0- 0	0- 0				
0- 0	0- 0	0- 0	AWAY	0- 0	0- 0	0- 0				
0- 0	0- 0	0- 0	NEUTRAL	0- 0	0- 0	0- 0				

RPI 1-25			RPI 26-50			RPI 51-100			RPI 101+			Team's RPI: 307
RPI	S	Opponent	Score	RPI	S	Opponent	Score	RPI	S	Opponent	Score	
				32	H	Colorado	59 76					
								113	A	Providence	63 86	
								139	A	Milwaukee	74 79	
								155	H	Western Mich.	63 68	
								190	N	Central Mich.	55 77	
								211	A	Massachusetts	58 70	
								221	H	North Dakota	55 76	
								225	A	Oakland	66 95	
								275	A	Cal Poly	46 73	
LAST 12 Division I GAMES:												
				155	H	Western Mich.	63 68					
				190	N	Central Mich.	55 77					
				275	A	Cal Poly	46 73					
				32	H	Colorado	59 76					
				113	A	Providence	63 86					
				211	A	Massachusetts	58 70					
				221	H	North Dakota	55 76					
				225	A	Oakland	66 95					
				139	A	Milwaukee	74 79					

Non-Div I Games: Dickinson St. 70 63

North Dakota St.

North Florida

Through Games Of Dec. 11, 2016

Average RPI Win:	274	WON-LOST	WINNING	LAST 10	STRENGTH OF	OPP. STRENGTH	TEAM	ADJ.	CONF.	ADJ CONF.
Average RPI Loss:	62	RECORD	PCT. RANK	GAMES	SCHEDULE	OF SCHEDULE	RPI	RPI	RPI	RPI
DIV. I ONLY	4- 4	152	4- 4	177	181	143	143	23	23	
DIV. I NON-CONF.	4- 4	153	4- 4	177	179	145	145	23	23	
TOTALS	RPI 1-25	RPI 26-50	W-L RECORDS	RPI 51-100	RPI 101-150	RPI 150+				
4- 4	0- 1	0- 0	OVERALL	0- 2	0- 1	4- 0				
2- 0	0- 0	0- 0	HOME	0- 0	0- 0	2- 0				
1- 3	0- 1	0- 0	AWAY	0- 2	0- 0	1- 0				
1- 1	0- 0	0- 0	NEUTRAL	0- 0	0- 1	1- 0				
4- 4	0- 1	0- 0	NON-CONFERENCE	0- 2	0- 1	4- 0				
2- 0	0- 0	0- 0	HOME	0- 0	0- 0	2- 0				
1- 3	0- 1	0- 0	AWAY	0- 2	0- 0	1- 0				
1- 1	0- 0	0- 0	NEUTRAL	0- 0	0- 1	1- 0				
0- 0	0- 0	0- 0	CONFERENCE	0- 0	0- 0	0- 0				
0- 0	0- 0	0- 0	HOME	0- 0	0- 0	0- 0				
0- 0	0- 0	0- 0	AWAY	0- 0	0- 0	0- 0				
0- 0	0- 0	0- 0	NEUTRAL	0- 0	0- 0	0- 0				

RPI 1-25				RPI 26-50				RPI 51-100				RPI 101+				Team's RPI: 143			
RPI	S	Opponent	Score	RPI	S	Opponent	Score	RPI	S	Opponent	Score	RPI	S	Opponent	Score				
14	A	South Fla.	42 78					55	A	North Carolina St.	52 78	107	N	South Ala.	55 62				
								71	A	Xavier	46 83	192	A	Col. of Charleston	60 47				
												259	H	Fla. Atlantic	95 88				
												297	N	Nicholls St.	77 74				
												348	H	Florida A&M	71 60				
LAST 12 Division I GAMES:																			
14	A	South Fla.	42 78	55	A	North Carolina St.	52 78	192	A	Col. of Charleston	60 47	297	N	Nicholls St.	77 74	107	N	South Ala.	55 62
348	H	Florida A&M	71 60	71	A	Xavier	46 83	259	H	Fla. Atlantic	95 88								

Non-Div I Games: Webber Int'l 103 57 Edward Waters 70 50

North Florida

Loss, Non-Conf, S Site, H Home A Away N Neutral

Non-Conference				Through Games Of Dec. 11, 1910						
Average RPI Win:	208	WON-LOST	WINNING	LAST 10	STRENGTH OF	OPP. STRENGTH	TEAM	ADJ.	CONF.	ADJ CONF.
Average RPI Loss:	128	RECORD	PCT. RANK	GAMES	SCHEDULE	OF SCHEDULE	RPI	RPI	RPI	RPI
DIV. I ONLY		3- 6	232	3- 6	174	216	232	232	13	13
DIV. I NON-CONF.		3- 6	233	3- 6	174	217	232	232	13	13
TOTALS	RPI 1-25		RPI 26-50		W-L RECORDS	RPI 51-100	RPI 101-150		RPI 150+	
3- 6	0- 0		0- 0		OVERALL	0- 2	1- 1		2- 3	
2- 1	0- 0		0- 0		HOME	0- 0	0- 1		2- 0	
1- 3	0- 0		0- 0		AWAY	0- 2	1- 0		0- 1	
0- 2	0- 0		0- 0		NEUTRAL	0- 0	0- 0		0- 2	
3- 6	0- 0		0- 0		NON-CONFERENCE	0- 2	1- 1		2- 3	
2- 1	0- 0		0- 0		HOME	0- 0	0- 1		2- 0	
1- 3	0- 0		0- 0		AWAY	0- 2	1- 0		0- 1	
0- 2	0- 0		0- 0		NEUTRAL	0- 0	0- 0		0- 2	
0- 0	0- 0		0- 0		CONFERENCE	0- 0	0- 0		0- 0	
0- 0	0- 0		0- 0		HOME	0- 0	0- 0		0- 0	
0- 0	0- 0		0- 0		AWAY	0- 0	0- 0		0- 0	
0- 0	0- 0		0- 0		NEUTRAL	0- 0	0- 0		0- 0	

RPI 1-25				RPI 26-50				RPI 51-100				RPI 101+				Team's RPI: 232	
RPI	S	Opponent	Score	RPI	S	Opponent	Score	RPI	S	Opponent	Score	RPI	S	Opponent	Score		
								59	A	SMU	51 65	105	H	Indiana	64 94		
								63	A	Little Rock	44 55	121	A	Arizona	62 58		
												156	A	Tulsa	58 63		
												159	H	Iona	66 55		
												173	N	Omaha	57 85		
												210	N	UTRGV	69 74		
												345	H	Incarnate Word	84 61		
LAST 12 Division I GAMES:																	
				345	H	Incarnate Word	84 61	159	H	Iona	66 55						
				105	H	Indiana	64 94	121	A	Arizona	62 58						
				156	A	Tulsa	58 63	173	N	Omaha	57 85						
				59	A	SMU	51 65	210	N	UTRGV	69 74						
								63	A	Little Rock	44 55						

Non-Div I Games:

North Texas

■ Loss, ■ Non-Conf, S Site, H Home A Away N Neutral

Northeastern

Through Games Of Dec. 11, 2016

Average RPI Win:	299	WON-LOST	WINNING	LAST 10	STRENGTH OF	OPP. STRENGTH	TEAM	ADJ.	CONF.	ADJ CONF.
Average RPI Loss:	125	RECORD	PCT. RANK	GAMES	SCHEDULE	OF SCHEDULE	RPI	RPI	RPI	RPI
DIV. I ONLY	2- 7	280	2- 7	199	183	279	279	8	8	
DIV. I NON-CONF.	2- 7	279	2- 7	201	183	276	276	8	8	
TOTALS	RPI 1-25	RPI 26-50	W-L RECORDS	RPI 51-100	RPI 101-150	RPI 150+				
2- 7	0- 0	0- 1	OVERALL	0- 1	0- 3	2- 2				
1- 2	0- 0	0- 0	HOME	0- 1	0- 0	1- 1				
1- 2	0- 0	0- 0	AWAY	0- 0	0- 2	1- 0				
0- 3	0- 0	0- 1	NEUTRAL	0- 0	0- 1	0- 1				
2- 7	0- 0	0- 1	NON-CONFERENCE	0- 1	0- 3	2- 2				
1- 2	0- 0	0- 0	HOME	0- 1	0- 0	1- 1				
1- 2	0- 0	0- 0	AWAY	0- 0	0- 2	1- 0				
0- 3	0- 0	0- 1	NEUTRAL	0- 0	0- 1	0- 1				
0- 0	0- 0	0- 0	CONFERENCE	0- 0	0- 0	0- 0				
0- 0	0- 0	0- 0	HOME	0- 0	0- 0	0- 0				
0- 0	0- 0	0- 0	AWAY	0- 0	0- 0	0- 0				
0- 0	0- 0	0- 0	NEUTRAL	0- 0	0- 0	0- 0				

RPI 1-25			RPI 26-50			RPI 51-100			RPI 101+			Team's RPI: 279
RPI	S	Opponent	Score	RPI	S	Opponent	Score	RPI	S	Opponent	Score	
				50	N	Stanford	45 74	91	H	St. Mary's (CA)	53 77	
										101	A	Maine 49 68
										109	A	Quinnipiac 59 76
										148	N	Purdue 54 79
										176	H	New Hampshire 63 66
										203	N	Wichita St. 73 87
										267	A	Canisius 83 59
										331	H	Boston U. 78 59
LAST 12 Division I GAMES:												
				176	H	New Hampshire	63 66	101	A	Maine	49 68	
				203	N	Wichita St.	73 87	267	A	Canisius	83 59	
				148	N	Purdue	54 79	331	H	Boston U.	78 59	
				50	N	Stanford	45 74					
				109	A	Quinnipiac	59 76					
				91	H	St. Mary's (CA)	53 77					

Non-Div I Games:

Northeastern

■ Loss,
 ■ Non-Conf,
 S Site,
 ■ Home
 ■ Away
 N Neutral

Average RPI Win:	313	WON-LOST	WINNING	LAST 10	STRENGTH OF	OPP. STRENGTH	TEAM	ADJ.	CONF.	ADJ CONF.
Average RPI Loss:	201	RECORD	PCT. RANK	GAMES	SCHEDULE	OF SCHEDULE	RPI	RPI	RPI	RPI
DIV. I ONLY	3- 5	222	3- 5	342	285	322	322	18	18	
DIV. I NON-CONF.	3- 5	221	3- 5	342	282	322	322	19	19	
TOTALS	RPI 1-25	RPI 26-50	W-L RECORDS	RPI 51-100	RPI 101-150	RPI 150+				
3- 5	0- 0	0- 0	OVERALL	0- 2	0- 0	3- 3				
2- 2	0- 0	0- 0	HOME	0- 1	0- 0	2- 1				
1- 3	0- 0	0- 0	AWAY	0- 1	0- 0	1- 2				
0- 0	0- 0	0- 0	NEUTRAL	0- 0	0- 0	0- 0				
3- 5	0- 0	0- 0	NON-CONFERENCE	0- 2	0- 0	3- 3				
2- 2	0- 0	0- 0	HOME	0- 1	0- 0	2- 1				
1- 3	0- 0	0- 0	AWAY	0- 1	0- 0	1- 2				
0- 0	0- 0	0- 0	NEUTRAL	0- 0	0- 0	0- 0				
0- 0	0- 0	0- 0	CONFERENCE	0- 0	0- 0	0- 0				
0- 0	0- 0	0- 0	HOME	0- 0	0- 0	0- 0				
0- 0	0- 0	0- 0	AWAY	0- 0	0- 0	0- 0				
0- 0	0- 0	0- 0	NEUTRAL	0- 0	0- 0	0- 0				

RPI 1-25				RPI 26-50				RPI 51-100				RPI 101+ Team's RPI: 322					
RPI	S	Opponent	Score	RPI	S	Opponent	Score	RPI	S	Opponent	Score	RPI	S	Opponent	Score		
								76	A	Lamar University	60	75	236	H	New Mexico St.	68	79
								89	H	CSUN	79	83	275	A	Cal Poly	53	58
													298	A	UTEP	65	51
													317	H	Youngstown St.	70	49
													325	H	Denver	82	67
													329	A	UC Santa Barbara	51	60
LAST 12 Division I GAMES:																	
				76	A	Lamar University	60	75				236	H	New Mexico St.	68	79	
				329	A	UC Santa Barbara	51	60				325	H	Denver	82	67	
				275	A	Cal Poly	53	58				89	H	CSUN	79	83	
				298	A	UTEP	65	51				317	H	Youngstown St.	70	49	

Non-Div I Games: Antelope Valley 109 60

Northern Ariz.

■ Loss,
 ■ Non-Conf,
 ■ S Site,
 ■ Home
 ■ A Away
 N Neutral

Average RPI Win:	208	WON-LOST	WINNING	LAST 10	STRENGTH OF	OPP. STRENGTH	TEAM	ADJ.	CONF.	ADJ CONF.
Average RPI Loss:	63	RECORD	PCT. RANK	GAMES	SCHEDULE	OF SCHEDULE	RPI	RPI	RPI	RPI
DIV. I ONLY	6- 2	66	6- 2	164	142	86	86	18	18	
DIV. I NON-CONF.	6- 2	64	6- 2	163	145	84	84	19	19	
TOTALS	RPI 1-25	RPI 26-50	W-L RECORDS	RPI 51-100	RPI 101-150	RPI 150+				
6- 2	0- 0	0- 1	OVERALL	0- 1	2- 0	4- 0				
3- 1	0- 0	0- 1	HOME	0- 0	2- 0	1- 0				
2- 1	0- 0	0- 0	AWAY	0- 1	0- 0	2- 0				
1- 0	0- 0	0- 0	NEUTRAL	0- 0	0- 0	1- 0				
6- 2	0- 0	0- 1	NON-CONFERENCE	0- 1	2- 0	4- 0				
3- 1	0- 0	0- 1	HOME	0- 0	2- 0	1- 0				
2- 1	0- 0	0- 0	AWAY	0- 1	0- 0	2- 0				
1- 0	0- 0	0- 0	NEUTRAL	0- 0	0- 0	1- 0				
0- 0	0- 0	0- 0	CONFERENCE	0- 0	0- 0	0- 0				
0- 0	0- 0	0- 0	HOME	0- 0	0- 0	0- 0				
0- 0	0- 0	0- 0	AWAY	0- 0	0- 0	0- 0				
0- 0	0- 0	0- 0	NEUTRAL	0- 0	0- 0	0- 0				

RPI 1-25				RPI 26-50				RPI 51-100				Team's RPI: 86		RPI 101+			
RPI	S	Opponent	Score	RPI	S	Opponent	Score	RPI	S	Opponent	Score			RPI	S	Opponent	Score
				32	H	Colorado	62 83	94	A	Colorado St.	47 58			130	H	San Diego	54 51
														142	H	FGCU	77 74
														182	A	UTSA	73 66
														233	A	Air Force	71 44
														234	N	Eastern Mich.	58 57
														325	H	Denver	68 48
LAST 12 Division I GAMES:																	
				233	A	Air Force	71 44	234	N	Eastern Mich.	58 57						
				94	A	Colorado St.	47 58	182	A	UTSA	73 66						
								130	H	San Diego	54 51						
								142	H	FGCU	77 74						
								325	H	Denver	68 48						
								32	H	Colorado	62 83						

Non-Div I Games:

Northern Colo.

Average RPI Win:	246	WON-LOST	WINNING	LAST 10	STRENGTH OF	OPP. STRENGTH	TEAM	ADJ.	CONF.	ADJ CONF.
Average RPI Loss:	72	RECORD	PCT. RANK	GAMES	SCHEDULE	OF SCHEDULE	RPI	RPI	RPI	RPI
DIV. I ONLY	5- 3	115	5- 3	269	89	136	136	11	11	
DIV. I NON-CONF.	5- 3	115	5- 3	270	90	138	138	11	11	
TOTALS	RPI 1-25	RPI 26-50	W-L RECORDS	RPI 51-100	RPI 101-150	RPI 150+				
5- 3	0- 0	0- 1	OVERALL	0- 2	1- 0	4- 0				
3- 0	0- 0	0- 0	HOME	0- 0	1- 0	2- 0				
2- 3	0- 0	0- 1	AWAY	0- 1	0- 0	2- 0				
0- 0	0- 0	0- 0	NEUTRAL	0- 0	0- 0	0- 0				
5- 3	0- 0	0- 1	NON-CONFERENCE	0- 2	1- 0	4- 0				
3- 0	0- 0	0- 0	HOME	0- 0	1- 0	2- 0				
2- 3	0- 0	0- 1	AWAY	0- 2	0- 0	2- 0				
0- 0	0- 0	0- 0	NEUTRAL	0- 0	0- 0	0- 0				
0- 0	0- 0	0- 0	CONFERENCE	0- 0	0- 0	0- 0				
0- 0	0- 0	0- 0	HOME	0- 0	0- 0	0- 0				
0- 0	0- 0	0- 0	AWAY	0- 0	0- 0	0- 0				
0- 0	0- 0	0- 0	NEUTRAL	0- 0	0- 0	0- 0				

RPI S	Opponent	Score	RPI S	Opponent	Score	RPI S	Opponent	Score	RPI S	Opponent	Score	Team's RPI: 136
			45 A	Drake	86 95	84 A	Western Ill.	79 83	139 H	Milwaukee	114 104	
						87 A	Iowa St.	89 97	229 A	Loyola Chicago	90 70	
									262 A	Bradley	81 51	
									282 H	Illinois St.	108 66	
									320 H	Chicago St.	94 85	
LAST 12 Division I GAMES:												
			87 A	Iowa St.	89 97	139 H	Milwaukee	114 104				
			262 A	Bradley	81 51	229 A	Loyola Chicago	90 70				
			45 A	Drake	86 95							
			282 H	Illinois St.	108 66							
			320 H	Chicago St.	94 85							
			84 A	Western Ill.	79 83							

Non-Div I Games:

Northern Ill.

Average RPI Win:	277	WON-LOST	WINNING	LAST 10	STRENGTH OF	OPP. STRENGTH	TEAM	ADJ.	CONF.	ADJ CONF.
Average RPI Loss:	195	RECORD	PCT. RANK	GAMES	SCHEDULE	OF SCHEDULE	RPI	RPI	RPI	RPI
DIV. I ONLY	1- 7	308	1- 7	139	343	314	314	21	21	
DIV. I NON-CONF.	1- 7	308	1- 7	139	343	314	314	21	21	
TOTALS	RPI 1-25	RPI 26-50	W-L RECORDS	RPI 51-100	RPI 101-150	RPI 150+				
1- 7	0- 0	0- 0	OVERALL	0- 1	0- 1	1- 5				
1- 3	0- 0	0- 0	HOME	0- 0	0- 0	1- 3				
0- 4	0- 0	0- 0	AWAY	0- 1	0- 0	0- 2				
0- 0	0- 0	0- 0	NEUTRAL	0- 0	0- 0	0- 0				
1- 7	0- 0	0- 0	NON-CONFERENCE	0- 1	0- 1	1- 5				
1- 3	0- 0	0- 0	HOME	0- 0	0- 0	1- 3				
0- 4	0- 0	0- 0	AWAY	0- 1	0- 1	0- 2				
0- 0	0- 0	0- 0	NEUTRAL	0- 0	0- 0	0- 0				
0- 0	0- 0	0- 0	CONFERENCE	0- 0	0- 0	0- 0				
0- 0	0- 0	0- 0	HOME	0- 0	0- 0	0- 0				
0- 0	0- 0	0- 0	AWAY	0- 0	0- 0	0- 0				
0- 0	0- 0	0- 0	NEUTRAL	0- 0	0- 0	0- 0				

RPI 1-25			RPI 26-50			RPI 51-100			RPI 101+			Team's RPI: 314
RPI	S	Opponent	Score	RPI	S	Opponent	Score	RPI	S	Opponent	Score	
						69 A Ohio	41 58			105 A Indiana	49 100	
										154 H Stetson	45 54	
										162 A Indiana St.	38 58	
										249 H Miami (OH)	50 60	
										277 H ETSU	62 56	
										296 H Murray St.	69 72	
										330 A Tennessee Tech	40 55	
LAST 12 Division I GAMES:												
277	H	ETSU	62 56	296	H	Murray St.	69 72					
69	A	Ohio	41 58	105	A	Indiana	49 100					
249	H	Miami (OH)	50 60	330	A	Tennessee Tech	40 55					
162	A	Indiana St.	38 58	154	H	Stetson	45 54					

Non-Div I Games: Ind.-East 66 46

Northern Ky.

Northwestern

Through Games Of Dec. 11, 2016

Average RPI Win:	149	WON-LOST	WINNING	LAST 10	STRENGTH OF	OPP. STRENGTH	TEAM	ADJ.	CONF.	ADJ CONF.
Average RPI Loss:	12	RECORD	PCT. RANK	GAMES	SCHEDULE	OF SCHEDULE	RPI	RPI	RPI	RPI
DIV. I ONLY	8- 1	23	8- 1	105	78	26	26	7	7	
DIV. I NON-CONF.	8- 1	23	8- 1	106	80	26	26	7	7	
TOTALS	RPI 1-25	RPI 26-50	W-L RECORDS	RPI 51-100	RPI 101-150	RPI 150+				
8- 1	0- 1	1- 0	OVERALL	1- 0	4- 0	2- 0				
7- 0	0- 0	1- 0	HOME	1- 0	3- 0	2- 0				
1- 1	0- 1	0- 0	AWAY	0- 0	1- 0	0- 0				
0- 0	0- 0	0- 0	NEUTRAL	0- 0	0- 0	0- 0				
8- 1	0- 1	1- 0	NON-CONFERENCE	1- 0	4- 0	2- 0				
7- 0	0- 0	1- 0	HOME	1- 0	3- 0	2- 0				
1- 1	0- 1	0- 0	AWAY	0- 0	1- 0	0- 0				
0- 0	0- 0	0- 0	NEUTRAL	0- 0	0- 0	0- 0				
0- 0	0- 0	0- 0	CONFERENCE	0- 0	0- 0	0- 0				
0- 0	0- 0	0- 0	HOME	0- 0	0- 0	0- 0				
0- 0	0- 0	0- 0	AWAY	0- 0	0- 0	0- 0				
0- 0	0- 0	0- 0	NEUTRAL	0- 0	0- 0	0- 0				

RPI 1-25				RPI 26-50				Team's RPI: 26				RPI 51-100				RPI 101+			
RPI	S	Opponent	Score	RPI	S	Opponent	Score	RPI	S	Opponent	Score	RPI	S	Opponent	Score	RPI	S	Opponent	Score
12	A	DePaul	66 89	31	H	Florida	73 68	81	H	Hampton	67 48	112	H	Virginia	69 60	114	H	Oral Roberts	64 55
												133	H	Missouri St.	75 52	139	A	Milwaukee	65 63
												263	H	Evansville	88 66	320	H	Chicago St.	75 42
LAST 12 Division I GAMES:																			
139	A	Milwaukee	65 63	112	H	Virginia	69 60												
320	H	Chicago St.	75 42	263	H	Evansville	88 66												
81	H	Hampton	67 48	31	H	Florida	73 68												
				12	A	DePaul	66 89												
				133	H	Missouri St.	75 52												
				114	H	Oral Roberts	64 55												

Non-Div I Games:

Northwestern

■ Loss,
 ■ Non-Conf, S Site,
 ■ Home
 ■ Away
 N Neutral

Average RPI Win:	347	WON-LOST	WINNING	LAST 10	STRENGTH OF	OPP. STRENGTH	TEAM	ADJ.	CONF.	ADJ CONF.
Average RPI Loss:	180	RECORD	PCT. RANK	GAMES	SCHEDULE	OF SCHEDULE	RPI	RPI	RPI	RPI
DIV. I ONLY	2- 3	211	2- 3	349	79	349	349	27	27	
DIV. I NON-CONF.	2- 3	211	2- 3	349	81	349	349	27	27	
TOTALS	RPI 1-25	RPI 26-50	W-L RECORDS	RPI 51-100	RPI 101-150	RPI 150+				
2- 3	0- 0	0- 0	OVERALL	0- 1	0- 0	2- 2				
2- 1	0- 0	0- 0	HOME	0- 0	0- 0	2- 1				
0- 2	0- 0	0- 0	AWAY	0- 1	0- 0	0- 1				
0- 0	0- 0	0- 0	NEUTRAL	0- 0	0- 0	0- 0				
2- 3	0- 0	0- 0	NON-CONFERENCE	0- 1	0- 0	2- 2				
2- 1	0- 0	0- 0	HOME	0- 0	0- 0	2- 1				
0- 2	0- 0	0- 0	AWAY	0- 1	0- 0	0- 1				
0- 0	0- 0	0- 0	NEUTRAL	0- 0	0- 0	0- 0				
0- 0	0- 0	0- 0	CONFERENCE	0- 0	0- 0	0- 0				
0- 0	0- 0	0- 0	HOME	0- 0	0- 0	0- 0				
0- 0	0- 0	0- 0	AWAY	0- 0	0- 0	0- 0				
0- 0	0- 0	0- 0	NEUTRAL	0- 0	0- 0	0- 0				

RPI 1-25			RPI 26-50			RPI 51-100			RPI 101+			Team's RPI: 349
RPI	S	Opponent	Score	RPI	S	Opponent	Score	RPI	S	Opponent	Score	
						90 A Texas	39 86			185 H Mississippi Val.	64 68	
										266 A Memphis	38 54	
										346 H La.-Monroe	67 65	
										347 H Jackson St.	83 65	
LAST 12 Division I GAMES:												
						347 H Jackson St.	83 65					
						346 H La.-Monroe	67 65					
						266 A Memphis	38 54					
						185 H Mississippi Val.	64 68					
						90 A Texas	39 86					

Non-Div I Games: LeTourneau 80 68 LSU-Alexandria 97 76 Central Baptist 93 42

Northwestern St.

Loss, Non-Conf, S Site, H Home A Away N Neutral

Average RPI Win:	101	WON-LOST	WINNING	LAST 10	STRENGTH OF	OPP. STRENGTH	TEAM	ADJ.	CONF.	ADJ CONF.
Average RPI Loss:	1	RECORD	PCT. RANK	GAMES	SCHEDULE	OF SCHEDULE	RPI	RPI	RPI	RPI
DIV. I ONLY	9- 1	18	9- 1	1	38	2	2	3	3	
DIV. I NON-CONF.	9- 1	18	9- 1	1	38	2	2	3	3	
TOTALS	RPI 1-25	RPI 26-50	W-L RECORDS	RPI 51-100	RPI 101-150	RPI 150+				
9- 1	3- 1	1- 0	OVERALL	1- 0	1- 0	3- 0				
6- 1	2- 1	0- 0	HOME	1- 0	0- 0	3- 0				
2- 0	1- 0	1- 0	AWAY	0- 0	0- 0	0- 0				
1- 0	0- 0	0- 0	NEUTRAL	0- 0	1- 0	0- 0				
9- 1	3- 1	1- 0	NON-CONFERENCE	1- 0	1- 0	3- 0				
6- 1	2- 1	0- 0	HOME	1- 0	0- 0	3- 0				
2- 0	1- 0	1- 0	AWAY	0- 0	0- 0	0- 0				
1- 0	0- 0	0- 0	NEUTRAL	0- 0	1- 0	0- 0				
0- 0	0- 0	0- 0	CONFERENCE	0- 0	0- 0	0- 0				
0- 0	0- 0	0- 0	HOME	0- 0	0- 0	0- 0				
0- 0	0- 0	0- 0	AWAY	0- 0	0- 0	0- 0				
0- 0	0- 0	0- 0	NEUTRAL	0- 0	0- 0	0- 0				

RPI	S	Opponent	Score	RPI	S	Opponent	Score	RPI	S	Opponent	Score	RPI	S	Opponent	Score
1	H	UConn	61 72	44	A	Iowa	73 58	83	H	Fordham	67 36	127	N	Louisiana	91 51
3	H	Green Bay	71 67									165	H	TCU	92 59
8	H	Washington	71 60									190	H	Central Mich.	107 47
12	A	DePaul	75 61									280	H	Valparaiso	114 54
LAST 12 Division I GAMES:															
8	H	Washington	71 60	12	A	DePaul	75 61	1	H	UConn	61 72				
3	H	Green Bay	71 67					280	H	Valparaiso	114 54				
83	H	Fordham	67 36	44	A	Iowa	73 58	165	H	TCU	92 59				
190	H	Central Mich.	107 47					127	N	Louisiana	91 51				

Non-Div I Games:

Notre Dame

Average RPI Win:	320	WON-LOST	WINNING	LAST 10	STRENGTH OF	OPP. STRENGTH	TEAM	ADJ.	CONF.	ADJ CONF.
Average RPI Loss:	109	RECORD	PCT. RANK	GAMES	SCHEDULE	OF SCHEDULE	RPI	RPI	RPI	RPI
DIV. I ONLY	3- 4	202	3- 4	277	225	225	225	21	21	
DIV. I NON-CONF.	3- 4	201	3- 4	277	225	226	226	21	21	
TOTALS	RPI 1-25	RPI 26-50	W-L RECORDS	RPI 51-100	RPI 101-150	RPI 150+				
3- 4	0- 2	0- 0	OVERALL	0- 0	0- 0	3- 2				
1- 1	0- 0	0- 0	HOME	0- 0	0- 0	1- 1				
2- 3	0- 2	0- 0	AWAY	0- 0	0- 0	2- 1				
0- 0	0- 0	0- 0	NEUTRAL	0- 0	0- 0	0- 0				
3- 4	0- 2	0- 0	NON-CONFERENCE	0- 0	0- 0	3- 2				
1- 1	0- 0	0- 0	HOME	0- 0	0- 0	1- 1				
2- 3	0- 2	0- 0	AWAY	0- 0	0- 0	2- 1				
0- 0	0- 0	0- 0	NEUTRAL	0- 0	0- 0	0- 0				
0- 0	0- 0	0- 0	CONFERENCE	0- 0	0- 0	0- 0				
0- 0	0- 0	0- 0	HOME	0- 0	0- 0	0- 0				
0- 0	0- 0	0- 0	AWAY	0- 0	0- 0	0- 0				
0- 0	0- 0	0- 0	NEUTRAL	0- 0	0- 0	0- 0				

RPI 1-25				RPI 26-50				RPI 51-100				RPI 101+ Team's RPI: 225			
RPI	S	Opponent	Score	RPI	S	Opponent	Score	RPI	S	Opponent	Score	RPI	S	Opponent	Score
24	A	Michigan St.	74 81									190	A	Central Mich.	67 70
25	A	Michigan	63 101									198	H	Ball St.	59 66
												307	H	North Dakota St.	95 66
												320	A	Chicago St.	80 60
												334	A	Fort Wayne	82 61
LAST 12 Division I GAMES:															
198	H	Ball St.	59 66	24	A	Michigan St.	74 81								
307	H	North Dakota St.	95 66	320	A	Chicago St.	80 60								
				190	A	Central Mich.	67 70								
				334	A	Fort Wayne	82 61								
				25	A	Michigan	63 101								

Non-Div I Games: Concordia (MI) 99 32 Marygrove 126 31

Oakland

Loss, Non-Conf, S Site, H Home A Away N Neutral

Average RPI Win:	205	WON-LOST	WINNING	LAST 10	STRENGTH OF	OPP. STRENGTH	TEAM	ADJ.	CONF.	ADJ CONF.
Average RPI Loss:	0	RECORD	PCT. RANK	GAMES	SCHEDULE	OF SCHEDULE	RPI	RPI	RPI	RPI
DIV. I ONLY	7- 0	1	7- 0	300	59	69	69	11	11	
DIV. I NON-CONF.	7- 0	1	7- 0	301	60	70	70	11	11	
TOTALS	RPI 1-25	RPI 26-50	W-L RECORDS	RPI 51-100	RPI 101-150	RPI 150+				
7- 0	0- 0	0- 0	OVERALL	2- 0	1- 0	4- 0				
4- 0	0- 0	0- 0	HOME	1- 0	0- 0	3- 0				
3- 0	0- 0	0- 0	AWAY	1- 0	1- 0	1- 0				
0- 0	0- 0	0- 0	NEUTRAL	0- 0	0- 0	0- 0				
7- 0	0- 0	0- 0	NON-CONFERENCE	2- 0	1- 0	4- 0				
4- 0	0- 0	0- 0	HOME	1- 0	0- 0	3- 0				
3- 0	0- 0	0- 0	AWAY	1- 0	1- 0	1- 0				
0- 0	0- 0	0- 0	NEUTRAL	0- 0	0- 0	0- 0				
0- 0	0- 0	0- 0	CONFERENCE	0- 0	0- 0	0- 0				
0- 0	0- 0	0- 0	HOME	0- 0	0- 0	0- 0				
0- 0	0- 0	0- 0	AWAY	0- 0	0- 0	0- 0				
0- 0	0- 0	0- 0	NEUTRAL	0- 0	0- 0	0- 0				

RPI 1-25			RPI 26-50			RPI 51-100			Team's RPI: 69	RPI 101+		
RPI	S	Opponent	Score	RPI	S	Opponent	Score	RPI	S	Opponent	Score	
						80	H Duquesne	64	46	110	A Middle Tenn.	73 52
						99	A IUPUI	71	65	242	H UT Martin	72 55
										292	A High Point	76 48
										296	H Murray St.	79 70
										314	H Northern Ky.	58 41
LAST 12 Division I GAMES:												
						80	H Duquesne	64	46	99	A IUPUI	71 65
						110	A Middle Tenn.	73	52			
						296	H Murray St.	79	70			
						314	H Northern Ky.	58	41			
						242	H UT Martin	72	55			
						292	A High Point	76	48			

Non-Div I Games:

Ohio

Average RPI Win:	172	WON-LOST	WINNING	LAST 10	STRENGTH OF	OPP. STRENGTH	TEAM	ADJ.	CONF.	ADJ CONF.
Average RPI Loss:	11	RECORD	PCT. RANK	GAMES	SCHEDULE	OF SCHEDULE	RPI	RPI	RPI	RPI
DIV. I ONLY	8- 3	74	7- 3	71	60	75	75	7	7	
DIV. I NON-CONF.	8- 3	72	8- 3	72	61	76	76	7	7	
TOTALS	RPI 1-25	RPI 26-50	W-L RECORDS	RPI 51-100	RPI 101-150	RPI 150+				
8- 3	0- 3	0- 0	OVERALL	2- 0	2- 0	4- 0				
6- 2	0- 2	0- 0	HOME	1- 0	1- 0	4- 0				
0- 0	0- 0	0- 0	AWAY	0- 0	0- 0	0- 0				
2- 1	0- 1	0- 0	NEUTRAL	1- 0	1- 0	0- 0				
8- 3	0- 3	0- 0	NON-CONFERENCE	2- 0	2- 0	4- 0				
6- 2	0- 2	0- 0	HOME	1- 0	1- 0	4- 0				
0- 0	0- 0	0- 0	AWAY	0- 0	0- 0	0- 0				
2- 1	0- 1	0- 0	NEUTRAL	1- 0	1- 0	0- 0				
0- 0	0- 0	0- 0	CONFERENCE	0- 0	0- 0	0- 0				
0- 0	0- 0	0- 0	HOME	0- 0	0- 0	0- 0				
0- 0	0- 0	0- 0	AWAY	0- 0	0- 0	0- 0				
0- 0	0- 0	0- 0	NEUTRAL	0- 0	0- 0	0- 0				

RPI 1-25				RPI 26-50				RPI 51-100 Team's RPI: 75				RPI 101+			
RPI	S	Opponent	Score	RPI	S	Opponent	Score	RPI	S	Opponent	Score	RPI	S	Opponent	Score
4	H	South Carolina	80 92					80	H	Duquesne	89 69	142	N	FGCU	79 66
11	H	Miami (FL)	89 94					92	N	Syracuse	77 72	145	H	Cleveland St.	96 78
19	N	Baylor	68 85									163	H	Southern U.	108 73
												194	H	Cincinnati	80 38
												267	H	Canisius	89 56
												293	H	LIU Brooklyn	113 54
LAST 12 Division I GAMES:															
142	N	FGCU	79 66	267	H	Canisius	89 56								
293	H	LIU Brooklyn	113 54	163	H	Southern U.	108 73								
145	H	Cleveland St.	96 78	194	H	Cincinnati	80 38								
4	H	South Carolina	80 92	11	H	Miami (FL)	89 94								
80	H	Duquesne	89 69	19	N	Baylor	68 85								
				92	N	Syracuse	77 72								

Non-Div I Games:

Ohio St.

Average RPI Win:	122	WON-LOST	WINNING	LAST 10	STRENGTH OF	OPP. STRENGTH	TEAM	ADJ.	CONF.	ADJ CONF.
Average RPI Loss:	68	RECORD	PCT. RANK	GAMES	SCHEDULE	OF SCHEDULE	RPI	RPI	RPI	RPI
DIV. I ONLY	7- 2	50	7- 2	58	42	39	39	4	4	
DIV. I NON-CONF.	7- 2	50	7- 2	58	42	39	39	4	4	
TOTALS	RPI 1-25	RPI 26-50	W-L RECORDS	RPI 51-100	RPI 101-150	RPI 150+				
7- 2	0- 1	0- 0	OVERALL	4- 0	0- 1	3- 0				
6- 1	0- 0	0- 0	HOME	3- 0	0- 1	3- 0				
1- 1	0- 1	0- 0	AWAY	1- 0	0- 0	0- 0				
0- 0	0- 0	0- 0	NEUTRAL	0- 0	0- 0	0- 0				
7- 2	0- 1	0- 0	NON-CONFERENCE	4- 0	0- 1	3- 0				
6- 1	0- 0	0- 0	HOME	3- 0	0- 1	3- 0				
1- 1	0- 1	0- 0	AWAY	1- 0	0- 0	0- 0				
0- 0	0- 0	0- 0	NEUTRAL	0- 0	0- 0	0- 0				
0- 0	0- 0	0- 0	CONFERENCE	0- 0	0- 0	0- 0				
0- 0	0- 0	0- 0	HOME	0- 0	0- 0	0- 0				
0- 0	0- 0	0- 0	AWAY	0- 0	0- 0	0- 0				
0- 0	0- 0	0- 0	NEUTRAL	0- 0	0- 0	0- 0				

RPI 1-25				RPI 26-50		Team's RPI: 39		RPI 51-100				RPI 101+			
RPI	S	Opponent	Score	RPI	S	Opponent	Score	RPI	S	Opponent	Score	RPI	S	Opponent	Score
22	A	Kentucky	68 82					57	A	BYU	68 61	114	H	Oral Roberts	67 74
								60	H	South Dakota St.	74 60	156	H	Tulsa	85 68
								63	H	Little Rock	68 58	210	H	UTRGV	92 59
								94	H	Colorado St.	70 55	212	H	Southern Ill.	80 48
LAST 12 Division I GAMES:															
156	H	Tulsa	85 68	210	H	UTRGV	92 59	114	H	Oral Roberts	67 74	22	A	Kentucky	68 82
63	H	Little Rock	68 58	94	H	Colorado St.	70 55	60	H	South Dakota St.	74 60	57	A	BYU	68 61
212	H	Southern Ill.	80 48												

Non-Div I Games:

Oklahoma

Average RPI Win:	139	WON-LOST	WINNING	LAST 10	STRENGTH OF	OPP. STRENGTH	TEAM	ADJ.	CONF.	ADJ CONF.
Average RPI Loss:	0	RECORD	PCT. RANK	GAMES	SCHEDULE	OF SCHEDULE	RPI	RPI	RPI	RPI
DIV. I ONLY	8- 0	1	8- 0	107	56	15	15	4	4	
DIV. I NON-CONF.	8- 0	1	8- 0	108	56	15	15	4	4	
TOTALS	RPI 1-25	RPI 26-50	W-L RECORDS	RPI 51-100	RPI 101-150	RPI 150+				
8- 0	0- 0	2- 0	OVERALL	1- 0	1- 0	4- 0				
7- 0	0- 0	2- 0	HOME	0- 0	1- 0	4- 0				
1- 0	0- 0	0- 0	AWAY	1- 0	0- 0	0- 0				
0- 0	0- 0	0- 0	NEUTRAL	0- 0	0- 0	0- 0				
8- 0	0- 0	2- 0	NON-CONFERENCE	1- 0	1- 0	4- 0				
7- 0	0- 0	2- 0	HOME	0- 0	1- 0	4- 0				
1- 0	0- 0	0- 0	AWAY	1- 0	0- 0	0- 0				
0- 0	0- 0	0- 0	NEUTRAL	0- 0	0- 0	0- 0				
0- 0	0- 0	0- 0	CONFERENCE	0- 0	0- 0	0- 0				
0- 0	0- 0	0- 0	HOME	0- 0	0- 0	0- 0				
0- 0	0- 0	0- 0	AWAY	0- 0	0- 0	0- 0				
0- 0	0- 0	0- 0	NEUTRAL	0- 0	0- 0	0- 0				

RPI	S	Opponent	Score	RPI	S	Opponent	Score	RPI	S	Opponent	Score	RPI	S	Opponent	Score
30	H	Georgia	71 51	58	A	Washington St.	79 72	102	H	Rice	65 51	189	H	Tennessee St.	86 48
46	H	UNI	81 57					210	H	UTRGV	86 53	217	H	Loyola Marymount	66 58
								256	H	Arkansas St.	76 34				
LAST 12 Division I GAMES:															
210	H	UTRGV	86 53	58	A	Washington St.	79 72	217	H	Loyola Marymount	66 58	189	H	Tennessee St.	86 48
30	H	Georgia	71 51					256	H	Arkansas St.	76 34				
102	H	Rice	65 51												
46	H	UNI	81 57												

Non-Div I Games:

Oklahoma St.

Average RPI Win: 251		WON-LOST	WINNING	LAST 10	STRENGTH OF	OPP. STRENGTH	TEAM	ADJ.	CONF.	ADJ CONF.
Average RPI Loss: 62		RECORD	PCT. RANK	GAMES	SCHEDULE	OF SCHEDULE	RPI	RPI	RPI	RPI
DIV. I ONLY		4- 3	131	4- 3	59	309	134	134	13	13
DIV. I NON-CONF.		4- 3	132	4- 3	59	309	136	136	13	13
TOTALS	RPI 1-25		RPI 26-50		W-L RECORDS	RPI 51-100	RPI 101-150		RPI 150+	
4- 3	0- 1		0- 1		OVERALL	0- 0	0- 1		4- 0	
4- 1	0- 0		0- 0		HOME	0- 0	0- 1		4- 0	
0- 2	0- 1		0- 1		AWAY	0- 0	0- 0		0- 0	
0- 0	0- 0		0- 0		NEUTRAL	0- 0	0- 0		0- 0	
4- 3	0- 1		0- 1		NON-CONFERENCE	0- 0	0- 1		4- 0	
4- 1	0- 0		0- 0		HOME	0- 0	0- 1		4- 0	
0- 2	0- 1		0- 1		AWAY	0- 0	0- 0		0- 0	
0- 0	0- 0		0- 0		NEUTRAL	0- 0	0- 0		0- 0	
0- 0	0- 0		0- 0		CONFERENCE	0- 0	0- 0		0- 0	
0- 0	0- 0		0- 0		HOME	0- 0	0- 0		0- 0	
0- 0	0- 0		0- 0		AWAY	0- 0	0- 0		0- 0	
0- 0	0- 0		0- 0		NEUTRAL	0- 0	0- 0		0- 0	

RPI 1-25				RPI 26-50				RPI 51-100				RPI 101+ Team's RPI: 134			
RPI	S	Opponent	Score	RPI	S	Opponent	Score	RPI	S	Opponent	Score	RPI	S	Opponent	Score
11	A	Miami (FL)	56 66	42	A	Duke	64 92					132	H	William & Mary	58 69
												177	H	VCU	70 60
												215	H	Norfolk St.	65 54
												268	H	Dartmouth	82 56
												342	H	N.C. Central	83 52
LAST 12 Division I GAMES:															
268	H	Dartmouth	82 56	177	H	VCU	70 60								
342	H	N.C. Central	83 52	11	A	Miami (FL)	56 66								
42	A	Duke	64 92												
132	H	William & Mary	58 69												
215	H	Norfolk St.	65 54												

Non-Div I Games:

Old Dominion

■ Loss, ■ Non-Conf, S Site, H Home A Away N Neutral

Average RPI Win:	294	WON-LOST	WINNING	LAST 10	STRENGTH OF	OPP. STRENGTH	TEAM	ADJ.	CONF.	ADJ CONF.
Average RPI Loss:	57	RECORD	PCT. RANK	GAMES	SCHEDULE	OF SCHEDULE	RPI	RPI	RPI	RPI
DIV. I ONLY	7- 2	50	7- 2	337	234	180	180	2	2	
DIV. I NON-CONF.	7- 2	50	7- 2	337	233	182	182	2	2	
TOTALS	RPI 1-25	RPI 26-50	W-L RECORDS	RPI 51-100	RPI 101-150	RPI 150+				
7- 2	0- 0	0- 0	OVERALL	0- 2	0- 0	7- 0				
6- 0	0- 0	0- 0	HOME	0- 0	0- 0	6- 0				
0- 2	0- 0	0- 0	AWAY	0- 2	0- 0	0- 0				
1- 0	0- 0	0- 0	NEUTRAL	0- 0	0- 0	1- 0				
7- 2	0- 0	0- 0	NON-CONFERENCE	0- 2	0- 0	7- 0				
6- 0	0- 0	0- 0	HOME	0- 0	0- 0	6- 0				
0- 2	0- 0	0- 0	AWAY	0- 2	0- 0	0- 0				
1- 0	0- 0	0- 0	NEUTRAL	0- 0	0- 0	1- 0				
0- 0	0- 0	0- 0	CONFERENCE	0- 0	0- 0	0- 0				
0- 0	0- 0	0- 0	HOME	0- 0	0- 0	0- 0				
0- 0	0- 0	0- 0	AWAY	0- 0	0- 0	0- 0				
0- 0	0- 0	0- 0	NEUTRAL	0- 0	0- 0	0- 0				

RPI 1-25			RPI 26-50			RPI 51-100			RPI 101+			Team's RPI: 180
RPI	S	Opponent	Score	RPI	S	Opponent	Score	RPI	S	Opponent	Score	
						51 A West Virginia	61 66	237 H Southeastern La.			81 31	
						62 A UNLV	57 64	246 N Wisconsin			69 44	
								253 H Jacksonville St.			68 50	
								292 H High Point			73 62	
								336 H Lipscomb			76 49	
								346 H La.-Monroe			97 40	
								347 H Jackson St.			89 41	
LAST 12 Division I GAMES:												
346	H	La.-Monroe	97 40	51	A	West Virginia	61 66					
336	H	Lipscomb	76 49	347	H	Jackson St.	89 41					
237	H	Southeastern La.	81 31	62	A	UNLV	57 64					
				246	N	Wisconsin	69 44					
				292	H	High Point	73 62					
				253	H	Jacksonville St.	68 50					

Non-Div I Games:

Ole Miss

Average RPI Win:	221	WON-LOST	WINNING	LAST 10	STRENGTH OF	OPP. STRENGTH	TEAM	ADJ.	CONF.	ADJ CONF.
Average RPI Loss:	119	RECORD	PCT. RANK	GAMES	SCHEDULE	OF SCHEDULE	RPI	RPI	RPI	RPI
DIV. I ONLY	4- 5	181	1- 1	207	101	173	173	14	14	
DIV. I NON-CONF.	4- 5	183	1- 1	209	102	174	174	14	14	
TOTALS	RPI 1-25	RPI 26-50	W-L RECORDS	RPI 51-100	RPI 101-150	RPI 150+				
4- 5	0- 1	0- 0	OVERALL	0- 1	0- 1	4- 2				
2- 1	0- 1	0- 0	HOME	0- 0	0- 0	2- 0				
1- 4	0- 0	0- 0	AWAY	0- 1	0- 1	1- 2				
1- 0	0- 0	0- 0	NEUTRAL	0- 0	0- 0	1- 0				
4- 5	0- 1	0- 0	NON-CONFERENCE	0- 1	0- 1	4- 2				
2- 1	0- 1	0- 0	HOME	0- 0	0- 0	2- 0				
1- 4	0- 0	0- 0	AWAY	0- 1	0- 1	1- 2				
1- 0	0- 0	0- 0	NEUTRAL	0- 0	0- 0	1- 0				
0- 0	0- 0	0- 0	CONFERENCE	0- 0	0- 0	0- 0				
0- 0	0- 0	0- 0	HOME	0- 0	0- 0	0- 0				
0- 0	0- 0	0- 0	AWAY	0- 0	0- 0	0- 0				
0- 0	0- 0	0- 0	NEUTRAL	0- 0	0- 0	0- 0				

RPI 1-25				RPI 26-50				RPI 51-100				RPI 101+ Team's RPI: 173			
RPI	S	Opponent	Score	RPI	S	Opponent	Score	RPI	S	Opponent	Score	RPI	S	Opponent	Score
17	H	Kansas St.	57 70					94	A	Colorado St.	42 69	131	A	Creighton	45 82
												151	A	Nebraska	58 66
												162	H	Indiana St.	72 45
												202	A	Abilene Christian	66 73
												214	H	Wofford	89 64
												232	N	North Texas	85 57
												276	A	UMKC	80 57
LAST 12 Division I GAMES:															
232	N	North Texas	85 57	17	H	Kansas St.	57 70	214	H	Wofford	89 64				
202	A	Abilene Christian	66 73	162	H	Indiana St.	72 45	151	A	Nebraska	58 66				
276	A	UMKC	80 57	94	A	Colorado St.	42 69								
131	A	Creighton	45 82												

Non-Div I Games: Lincoln (MO) 98 49

Omaha

■ Loss,
 ■ Non-Conf, S Site,
 ■ Home
 ■ Away
 N Neutral

Oral Roberts

Through Games Of Dec. 11, 2016

Average RPI Win:	178	WON-LOST	WINNING	LAST 10	STRENGTH OF	OPP. STRENGTH	TEAM	ADJ.	CONF.	ADJ CONF.
Average RPI Loss:	82	RECORD	PCT. RANK	GAMES	SCHEDULE	OF SCHEDULE	RPI	RPI	RPI	RPI
DIV. I ONLY	5- 4	139	5- 4	221	16	114	114	14	14	
DIV. I NON-CONF.	5- 4	142	5- 4	221	15	115	115	14	14	
TOTALS	RPI 1-25	RPI 26-50	W-L RECORDS	RPI 51-100	RPI 101-150	RPI 150+				
5- 4	0- 0	1- 2	OVERALL	0- 1	1- 0	3- 1				
3- 0	0- 0	0- 0	HOME	0- 0	1- 0	2- 0				
2- 4	0- 0	1- 2	AWAY	0- 1	0- 0	1- 1				
0- 0	0- 0	0- 0	NEUTRAL	0- 0	0- 0	0- 0				
5- 4	0- 0	1- 2	NON-CONFERENCE	0- 1	1- 0	3- 1				
3- 0	0- 0	0- 0	HOME	0- 0	1- 0	2- 0				
2- 4	0- 0	1- 2	AWAY	0- 1	0- 0	1- 1				
0- 0	0- 0	0- 0	NEUTRAL	0- 0	0- 0	0- 0				
0- 0	0- 0	0- 0	CONFERENCE	0- 0	0- 0	0- 0				
0- 0	0- 0	0- 0	HOME	0- 0	0- 0	0- 0				
0- 0	0- 0	0- 0	AWAY	0- 0	0- 0	0- 0				
0- 0	0- 0	0- 0	NEUTRAL	0- 0	0- 0	0- 0				

RPI 1-25				RPI 26-50				RPI 51-100				RPI 101+				Team's RPI: 114	
RPI	S	Opponent	Score	RPI	S	Opponent	Score	RPI	S	Opponent	Score	RPI	S	Opponent	Score		
				26	A	Northwestern	55 64	63	A	Little Rock	50 56	133	H	Missouri St.	78 56		
				39	A	Oklahoma	74 67					156	H	Tulsa	76 68		
				44	A	Iowa	76 96					195	A	Kansas	56 64		
												242	H	UT Martin	82 53		
												321	A	Houston Baptist	75 65		
LAST 12 Division I GAMES:																	
				133	H	Missouri St.	78 56	242	H	UT Martin	82 53						
				39	A	Oklahoma	74 67	26	A	Northwestern	55 64						
				63	A	Little Rock	50 56	44	A	Iowa	76 96						
				321	A	Houston Baptist	75 65										
				195	A	Kansas	56 64										
				156	H	Tulsa	76 68										

Non-Div I Games: Okla. Sci. & Arts 67 35

Oral Roberts

Loss, Non-Conf, S Site, H Home A Away N Neutral

Oregon

Through Games Of Dec. 11, 2016

Average RPI Win:	167	WON-LOST	WINNING	LAST 10	STRENGTH OF	OPP. STRENGTH	TEAM	ADJ.	CONF.	ADJ CONF.
Average RPI Loss:	6	RECORD	PCT. RANK	GAMES	SCHEDULE	OF SCHEDULE	RPI	RPI	RPI	RPI
DIV. I ONLY	7- 1	29	7- 1	244	2	66	66	1	1	
DIV. I NON-CONF.	7- 1	29	7- 1	245	2	67	67	1	1	
TOTALS	RPI 1-25	RPI 26-50	W-L RECORDS	RPI 51-100	RPI 101-150	RPI 150+				
7- 1	1- 1	0- 0	OVERALL	1- 0	0- 0	5- 0				
5- 0	1- 0	0- 0	HOME	1- 0	0- 0	3- 0				
1- 0	0- 0	0- 0	AWAY	0- 0	0- 0	1- 0				
1- 1	0- 1	0- 0	NEUTRAL	0- 0	0- 0	1- 0				
7- 1	1- 1	0- 0	NON-CONFERENCE	1- 0	0- 0	5- 0				
5- 0	1- 0	0- 0	HOME	1- 0	0- 0	3- 0				
1- 0	0- 0	0- 0	AWAY	0- 0	0- 0	1- 0				
1- 1	0- 1	0- 0	NEUTRAL	0- 0	0- 0	1- 0				
0- 0	0- 0	0- 0	CONFERENCE	0- 0	0- 0	0- 0				
0- 0	0- 0	0- 0	HOME	0- 0	0- 0	0- 0				
0- 0	0- 0	0- 0	AWAY	0- 0	0- 0	0- 0				
0- 0	0- 0	0- 0	NEUTRAL	0- 0	0- 0	0- 0				

RPI S	Opponent	Score	RPI S	Opponent	Score	RPI S	Opponent	Score	RPI S	Opponent	Score
6 N	Mississippi St.	63 75				76 H	Lamar University	84 67	182 H	UTSA	77 63
24 H	Michigan St.	88 55							201 H	Portland	81 41
									219 N	San Jose St.	91 62
									220 A	Hawaii	86 49
									244 H	CSU Bakersfield	77 62
LAST 12 Division I GAMES:											
24 H	Michigan St.	88 55	201 H	Portland	81 41						
182 H	UTSA	77 63	219 N	San Jose St.	91 62						
244 H	CSU Bakersfield	77 62	220 A	Hawaii	86 49						
76 H	Lamar University	84 67	6 N	Mississippi St.	63 75						

Non-Div I Games:

Oregon

Loss, Non-Conf, S Site, H Home A Away N Neutral

Average RPI Win:	128	WON-LOST	WINNING	LAST 10	STRENGTH OF	OPP. STRENGTH	TEAM	ADJ.	CONF.	ADJ CONF.
Average RPI Loss:	52	RECORD	PCT. RANK	GAMES	SCHEDULE	OF SCHEDULE	RPI	RPI	RPI	RPI
DIV. I ONLY	6- 1	36	6- 1	222	4	77	77	1	1	
DIV. I NON-CONF.	6- 1	36	6- 1	222	4	78	78	1	1	
TOTALS	RPI 1-25	RPI 26-50	W-L RECORDS	RPI 51-100	RPI 101-150	RPI 150+				
6- 1	0- 0	0- 0	OVERALL	2- 1	2- 0	2- 0				
4- 1	0- 0	0- 0	HOME	1- 1	1- 0	2- 0				
0- 0	0- 0	0- 0	AWAY	0- 0	0- 0	0- 0				
2- 0	0- 0	0- 0	NEUTRAL	1- 0	1- 0	0- 0				
6- 1	0- 0	0- 0	NON-CONFERENCE	2- 1	2- 0	2- 0				
4- 1	0- 0	0- 0	HOME	1- 1	1- 0	2- 0				
0- 0	0- 0	0- 0	AWAY	0- 0	0- 0	0- 0				
2- 0	0- 0	0- 0	NEUTRAL	1- 0	1- 0	0- 0				
0- 0	0- 0	0- 0	CONFERENCE	0- 0	0- 0	0- 0				
0- 0	0- 0	0- 0	HOME	0- 0	0- 0	0- 0				
0- 0	0- 0	0- 0	AWAY	0- 0	0- 0	0- 0				
0- 0	0- 0	0- 0	NEUTRAL	0- 0	0- 0	0- 0				

RPI 1-25			RPI 26-50			RPI 51-100			Team's RPI: 77	RPI 101+		
RPI	S	Opponent	Score	RPI	S	Opponent	Score	RPI	S	Opponent	Score	
								52	H	Marquette	73	74
								57	N	BYU	65	56
								76	H	Lamar University	88	56
								124	N	Idaho	60	49
								137	H	Southern Utah	77	38
								171	H	Idaho St.	61	38
								201	H	Portland	62	45
LAST 12 Division I GAMES:												
137	H	Southern Utah	77	38	124	N	Idaho	60	49			
57	N	BYU	65	56	52	H	Marquette	73	74			
					201	H	Portland	62	45			
					171	H	Idaho St.	61	38			
					76	H	Lamar University	88	56			

Non-Div I Games:

Oregon St.

Average RPI Win:	232	WON-LOST	WINNING	LAST 10	STRENGTH OF	OPP. STRENGTH	TEAM	ADJ.	CONF.	ADJ CONF.
Average RPI Loss:	84	RECORD	PCT. RANK	GAMES	SCHEDULE	OF SCHEDULE	RPI	RPI	RPI	RPI
DIV. I ONLY	2- 6	261	2- 6	131	47	226	226	10	10	
DIV. I NON-CONF.	2- 6	260	2- 6	131	48	227	227	10	10	
TOTALS	RPI 1-25	RPI 26-50	W-L RECORDS	RPI 51-100	RPI 101-150	RPI 150+				
2- 6	0- 1	0- 0	OVERALL	0- 3	0- 2	2- 0				
1- 4	0- 0	0- 0	HOME	0- 3	0- 1	1- 0				
1- 2	0- 1	0- 0	AWAY	0- 0	0- 1	1- 0				
0- 0	0- 0	0- 0	NEUTRAL	0- 0	0- 0	0- 0				
2- 6	0- 1	0- 0	NON-CONFERENCE	0- 3	0- 2	2- 0				
1- 4	0- 0	0- 0	HOME	0- 3	0- 1	1- 0				
1- 2	0- 1	0- 0	AWAY	0- 0	0- 1	1- 0				
0- 0	0- 0	0- 0	NEUTRAL	0- 0	0- 0	0- 0				
0- 0	0- 0	0- 0	CONFERENCE	0- 0	0- 0	0- 0				
0- 0	0- 0	0- 0	HOME	0- 0	0- 0	0- 0				
0- 0	0- 0	0- 0	AWAY	0- 0	0- 0	0- 0				
0- 0	0- 0	0- 0	NEUTRAL	0- 0	0- 0	0- 0				

RPI 1-25				RPI 26-50				RPI 51-100				RPI 101+ Team's RPI: 226			
RPI	S	Opponent	Score	RPI	S	Opponent	Score	RPI	S	Opponent	Score	RPI	S	Opponent	Score
13	A	UCLA	55 82					52	H	Marquette	75 89	115	H	UC Davis	87 95
								88	H	Montana St.	66 72	138	A	Long Beach St.	58 66
								97	H	Fresno St.	67 74	219	A	San Jose St.	99 96
												244	H	CSU Bakersfield	91 61
LAST 12 Division I GAMES:															
138	A	Long Beach St.	58 66	97	H	Fresno St.	67 74								
244	H	CSU Bakersfield	91 61	13	A	UCLA	55 82								
52	H	Marquette	75 89												
88	H	Montana St.	66 72												
115	H	UC Davis	87 95												
219	A	San Jose St.	99 96												

Non-Div I Games: UC Merced 111 50

Pacific

Average RPI Win:	282	WON-LOST	WINNING	LAST 10	STRENGTH OF	OPP. STRENGTH	TEAM	ADJ.	CONF.	ADJ CONF.
Average RPI Loss:	156	RECORD	PCT. RANK	GAMES	SCHEDULE	OF SCHEDULE	RPI	RPI	RPI	RPI
DIV. I ONLY	4- 4	152	4- 4	325	231	255	255	15	15	
DIV. I NON-CONF.	4- 4	153	4- 4	325	230	254	254	15	15	
TOTALS	RPI 1-25	RPI 26-50	W-L RECORDS	RPI 51-100	RPI 101-150	RPI 150+				
4- 4	0- 0	0- 1	OVERALL	0- 0	0- 0	4- 3				
0- 3	0- 0	0- 0	HOME	0- 0	0- 0	0- 3				
4- 1	0- 0	0- 1	AWAY	0- 0	0- 0	4- 0				
0- 0	0- 0	0- 0	NEUTRAL	0- 0	0- 0	0- 0				
4- 4	0- 0	0- 1	NON-CONFERENCE	0- 0	0- 0	4- 3				
0- 3	0- 0	0- 0	HOME	0- 0	0- 0	0- 3				
4- 1	0- 0	0- 1	AWAY	0- 0	0- 0	4- 0				
0- 0	0- 0	0- 0	NEUTRAL	0- 0	0- 0	0- 0				
0- 0	0- 0	0- 0	CONFERENCE	0- 0	0- 0	0- 0				
0- 0	0- 0	0- 0	HOME	0- 0	0- 0	0- 0				
0- 0	0- 0	0- 0	AWAY	0- 0	0- 0	0- 0				
0- 0	0- 0	0- 0	NEUTRAL	0- 0	0- 0	0- 0				

RPI 1-25			RPI 26-50			RPI 51-100			RPI 101+			Team's RPI: 255
RPI	S	Opponent	Score	RPI	S	Opponent	Score	RPI	S	Opponent	Score	
				42	A	Duke	55 68					
								153	H	La Salle	56 58	
								206	H	Saint Joseph's	53 57	
								218	A	Rhode Island	75 43	
								223	H	Binghamton	48 61	
								269	A	Richmond	47 44	
								302	A	Lafayette	64 47	
								339	A	Wagner	63 39	
LAST 12 Division I GAMES:												
218	A	Rhode Island	75 43	269	A	Richmond	47 44					
223	H	Binghamton	48 61	153	H	La Salle	56 58					
42	A	Duke	55 68	339	A	Wagner	63 39					
				302	A	Lafayette	64 47					
				206	H	Saint Joseph's	53 57					

Non-Div I Games:

Penn

Average RPI Win:	185	WON-LOST	WINNING	LAST 10	STRENGTH OF	OPP. STRENGTH	TEAM	ADJ.	CONF.	ADJ CONF.
Average RPI Loss:	14	RECORD	PCT. RANK	GAMES	SCHEDULE	OF SCHEDULE	RPI	RPI	RPI	RPI
DIV. I ONLY	8- 2	43	8- 2	104	71	40	40	7	7	
DIV. I NON-CONF.	8- 2	43	8- 2	105	72	40	40	7	7	
TOTALS	RPI 1-25	RPI 26-50	W-L RECORDS	RPI 51-100	RPI 101-150	RPI 150+				
8- 2	0- 2	1- 0	OVERALL	0- 0	0- 0	7- 0				
5- 0	0- 0	1- 0	HOME	0- 0	0- 0	4- 0				
2- 1	0- 1	0- 0	AWAY	0- 0	0- 0	2- 0				
1- 1	0- 1	0- 0	NEUTRAL	0- 0	0- 0	1- 0				
8- 2	0- 2	1- 0	NON-CONFERENCE	0- 0	0- 0	7- 0				
5- 0	0- 0	1- 0	HOME	0- 0	0- 0	4- 0				
2- 1	0- 1	0- 0	AWAY	0- 0	0- 0	2- 0				
1- 1	0- 1	0- 0	NEUTRAL	0- 0	0- 0	1- 0				
0- 0	0- 0	0- 0	CONFERENCE	0- 0	0- 0	0- 0				
0- 0	0- 0	0- 0	HOME	0- 0	0- 0	0- 0				
0- 0	0- 0	0- 0	AWAY	0- 0	0- 0	0- 0				
0- 0	0- 0	0- 0	NEUTRAL	0- 0	0- 0	0- 0				

RPI 1-25				RPI 26-50				Team's RPI: 40				RPI 51-100				RPI 101+			
RPI	S	Opponent	Score	RPI	S	Opponent	Score	RPI	S	Opponent	Score	RPI	S	Opponent	Score	RPI	S	Opponent	Score
5	N	Georgetown	54 68	48	H	Tennessee	70 56									158	A	Boston College	60 56
23	A	Drexel	60 83													161	H	Pittsburgh	91 62
																168	H	Akron	84 71
																178	N	Georgia St.	69 42
																197	H	Marshall	82 80
																250	H	Saint Peter's	106 50
																319	A	Holy Cross	84 48
LAST 12 Division I GAMES:																			
161	H	Pittsburgh	91 62	158	A	Boston College	60 56												
319	A	Holy Cross	84 48	5	N	Georgetown	54 68												
197	H	Marshall	82 80	178	N	Georgia St.	69 42												
23	A	Drexel	60 83	48	H	Tennessee	70 56												
				168	H	Akron	84 71												
				250	H	Saint Peter's	106 50												

Non-Div I Games:

Penn St.

Pepperdine

Through Games Of Dec. 11, 2016

Average RPI Win:	0	WON-LOST	WINNING	LAST 10	STRENGTH OF	OPP. STRENGTH	TEAM	ADJ.	CONF.	ADJ CONF.
Average RPI Loss:	220	RECORD	PCT. RANK	GAMES	SCHEDULE	OF SCHEDULE	RPI	RPI	RPI	RPI
DIV. I ONLY	0- 9	326	0- 9	228	332	338	338	10	10	
DIV. I NON-CONF.	0- 9	325	0- 9	229	332	338	338	10	10	
TOTALS	RPI 1-25	RPI 26-50	W-L RECORDS	RPI 51-100	RPI 101-150	RPI 150+				
0- 9	0- 0	0- 1	OVERALL	0- 1	0- 1	0- 6				
0- 4	0- 0	0- 1	HOME	0- 1	0- 1	0- 1				
0- 5	0- 0	0- 0	AWAY	0- 0	0- 0	0- 5				
0- 0	0- 0	0- 0	NEUTRAL	0- 0	0- 0	0- 0				
0- 9	0- 0	0- 1	NON-CONFERENCE	0- 1	0- 1	0- 6				
0- 4	0- 0	0- 1	HOME	0- 1	0- 1	0- 1				
0- 5	0- 0	0- 0	AWAY	0- 0	0- 0	0- 5				
0- 0	0- 0	0- 0	NEUTRAL	0- 0	0- 0	0- 0				
0- 0	0- 0	0- 0	CONFERENCE	0- 0	0- 0	0- 0				
0- 0	0- 0	0- 0	HOME	0- 0	0- 0	0- 0				
0- 0	0- 0	0- 0	AWAY	0- 0	0- 0	0- 0				
0- 0	0- 0	0- 0	NEUTRAL	0- 0	0- 0	0- 0				

RPI 1-25			RPI 26-50			RPI 51-100			RPI 101+			Team's RPI: 338
RPI	S	Opponent	Score	RPI	S	Opponent	Score	RPI	S	Opponent	Score	
				42	H	Duke	65 99	62	H	UNLV	61 68	
								138	H	Long Beach St.	41 44	
								236	A	New Mexico St.	66 75	
								261	H	Nevada	60 69	
								275	A	Cal Poly	52 62	
								309	A	Utah Valley	65 72	
								325	A	Denver	67 75	
								329	A	UC Santa Barbara	57 66	
LAST 12 Division I GAMES:												
				62	H	UNLV	61 68	236	A	New Mexico St.	66 75	
				325	A	Denver	67 75	261	H	Nevada	60 69	
				275	A	Cal Poly	52 62	329	A	UC Santa Barbara	57 66	
				309	A	Utah Valley	65 72	138	H	Long Beach St.	41 44	
				42	H	Duke	65 99					

Non-Div I Games:

Pepperdine

Loss, Non-Conf, S Site, H Home A Away N Neutral

Average RPI Win:	248	WON-LOST	WINNING	LAST 10	STRENGTH OF	OPP. STRENGTH	TEAM	ADJ.	CONF.	ADJ CONF.
Average RPI Loss:	80	RECORD	PCT. RANK	GAMES	SCHEDULE	OF SCHEDULE	RPI	RPI	RPI	RPI
DIV. I ONLY	6- 3	92	6- 3	175	218	161	161	3	3	
DIV. I NON-CONF.	6- 3	91	6- 3	175	220	161	161	3	3	
TOTALS	RPI 1-25	RPI 26-50	W-L RECORDS	RPI 51-100	RPI 101-150	RPI 150+				
6- 3	0- 0	0- 1	OVERALL	0- 1	1- 1	5- 0				
6- 2	0- 0	0- 0	HOME	0- 1	1- 1	5- 0				
0- 1	0- 0	0- 1	AWAY	0- 0	0- 0	0- 0				
0- 0	0- 0	0- 0	NEUTRAL	0- 0	0- 0	0- 0				
6- 3	0- 0	0- 1	NON-CONFERENCE	0- 1	1- 1	5- 0				
6- 2	0- 0	0- 0	HOME	0- 1	1- 1	5- 0				
0- 1	0- 0	0- 1	AWAY	0- 0	0- 0	0- 0				
0- 0	0- 0	0- 0	NEUTRAL	0- 0	0- 0	0- 0				
0- 0	0- 0	0- 0	CONFERENCE	0- 0	0- 0	0- 0				
0- 0	0- 0	0- 0	HOME	0- 0	0- 0	0- 0				
0- 0	0- 0	0- 0	AWAY	0- 0	0- 0	0- 0				
0- 0	0- 0	0- 0	NEUTRAL	0- 0	0- 0	0- 0				

RPI 1-25				RPI 26-50				RPI 51-100				RPI 101+ Team's RPI: 161			
RPI	S	Opponent	Score	RPI	S	Opponent	Score	RPI	S	Opponent	Score	RPI	S	Opponent	Score
				40	A	Penn St.	62 91	53	H	Charlotte	63 70	122	H	Cornell	56 44
												148	H	Purdue	61 67
												199	H	Bryant	76 60
												229	H	Loyola Chicago	59 35
												288	H	Loyola Maryland	74 44
												317	H	Youngstown St.	63 50
												332	H	Mt. St. Mary's	89 54
LAST 12 Division I GAMES:															
				53	H	Charlotte	63 70	40	A	Penn St.	62 91				
				148	H	Purdue	61 67	199	H	Bryant	76 60				
				122	H	Cornell	56 44	332	H	Mt. St. Mary's	89 54				
				288	H	Loyola Maryland	74 44								
				229	H	Loyola Chicago	59 35								
				317	H	Youngstown St.	63 50								

Non-Div I Games: Slippery Rock 94 48

Pittsburgh

Average RPI Win:	257	WON-LOST	WINNING	LAST 10	STRENGTH OF	OPP. STRENGTH	TEAM	ADJ.	CONF.	ADJ CONF.
Average RPI Loss:	104	RECORD	PCT. RANK	GAMES	SCHEDULE	OF SCHEDULE	RPI	RPI	RPI	RPI
DIV. I ONLY	1- 8	316	1- 8	13	295	201	201	10	10	
DIV. I NON-CONF.	1- 8	316	1- 8	13	293	203	203	10	10	
TOTALS	RPI 1-25	RPI 26-50	W-L RECORDS	RPI 51-100	RPI 101-150	RPI 150+				
1- 8	0- 1	0- 1	OVERALL	0- 3	0- 1	1- 2				
1- 2	0- 1	0- 0	HOME	0- 1	0- 0	1- 0				
0- 5	0- 0	0- 0	AWAY	0- 2	0- 1	0- 2				
0- 1	0- 0	0- 1	NEUTRAL	0- 0	0- 0	0- 0				
1- 8	0- 1	0- 1	NON-CONFERENCE	0- 3	0- 1	1- 2				
1- 2	0- 1	0- 0	HOME	0- 1	0- 0	1- 0				
0- 5	0- 0	0- 0	AWAY	0- 2	0- 1	0- 2				
0- 1	0- 0	0- 1	NEUTRAL	0- 0	0- 0	0- 0				
0- 0	0- 0	0- 0	CONFERENCE	0- 0	0- 0	0- 0				
0- 0	0- 0	0- 0	HOME	0- 0	0- 0	0- 0				
0- 0	0- 0	0- 0	AWAY	0- 0	0- 0	0- 0				
0- 0	0- 0	0- 0	NEUTRAL	0- 0	0- 0	0- 0				

RPI 1-25				RPI 26-50				RPI 51-100				RPI 101+ Team's RPI: 201			
RPI	S	Opponent	Score	RPI	S	Opponent	Score	RPI	S	Opponent	Score	RPI	S	Opponent	Score
8	H	Washington	53 83	27	N	Southern California	54 67	66	A	Oregon	41 81	115	A	UC Davis	52 66
								77	A	Oregon St.	45 62	193	A	Weber St.	37 76
								88	H	Montana St.	66 70	257	H	Portland St.	79 68
												261	A	Nevada	59 72
LAST 12 Division I GAMES:															
				27	N	Southern California	54 67	88	H	Montana St.	66 70				
				77	A	Oregon St.	45 62	66	A	Oregon	41 81				
				261	A	Nevada	59 72	193	A	Weber St.	37 76				
				115	A	UC Davis	52 66	257	H	Portland St.	79 68				
								8	H	Washington	53 83				

Non-Div I Games: Alas. Anchorage 66 57

Portland

■ Loss,
 ■ Non-Conf,
 ■ S Site,
 ■ H Home
 ■ A Away
 N Neutral

Average RPI Win:	313	WON-LOST	WINNING	LAST 10	STRENGTH OF	OPP. STRENGTH	TEAM	ADJ.	CONF.	ADJ CONF.
Average RPI Loss:	102	RECORD	PCT. RANK	GAMES	SCHEDULE	OF SCHEDULE	RPI	RPI	RPI	RPI
DIV. I ONLY	3- 3	152	3- 3	345	50	257	257	18	18	
DIV. I NON-CONF.	3- 3	153	3- 3	345	51	256	256	19	19	
TOTALS	RPI 1-25	RPI 26-50	W-L RECORDS	RPI 51-100	RPI 101-150	RPI 150+				
3- 3	0- 1	0- 0	OVERALL	0- 1	0- 0	3- 1				
2- 0	0- 0	0- 0	HOME	0- 0	0- 0	2- 0				
1- 3	0- 0	0- 0	AWAY	0- 0	0- 0	1- 0				
0- 0	0- 0	0- 0	NEUTRAL	0- 0	0- 0	0- 0				
3- 3	0- 1	0- 0	NON-CONFERENCE	0- 1	0- 0	3- 1				
2- 0	0- 0	0- 0	HOME	0- 0	0- 0	2- 0				
1- 3	0- 1	0- 0	AWAY	0- 1	0- 0	1- 1				
0- 0	0- 0	0- 0	NEUTRAL	0- 0	0- 0	0- 0				
0- 0	0- 0	0- 0	CONFERENCE	0- 0	0- 0	0- 0				
0- 0	0- 0	0- 0	HOME	0- 0	0- 0	0- 0				
0- 0	0- 0	0- 0	AWAY	0- 0	0- 0	0- 0				
0- 0	0- 0	0- 0	NEUTRAL	0- 0	0- 0	0- 0				

RPI 1-25			RPI 26-50			RPI 51-100			RPI 101+ Team's RPI: 257		
RPI S	Opponent	Score	RPI S	Opponent	Score	RPI S	Opponent	Score	RPI S	Opponent	Score
16 A	Boise St.	76 94				89 A	CSUN	72 99	201 A	Portland	68 79
									289 H	UC Irvine	79 73
									306 A	Seattle U	79 71
									343 H	Cal St. Fullerton	81 73
LAST 12 Division I GAMES:											
343 H	Cal St. Fullerton	81 73	201 A	Portland	68 79	306 A	Seattle U	79 71	16 A	Boise St.	76 94
289 H	UC Irvine	79 73	89 A	CSUN	72 99						

Non-Div I Games: Pacific Union 93 61

Portland St.

Prairie View

Through Games Of Dec. 11, 2016

Average RPI Win:	285	WON-LOST	WINNING	LAST 10	STRENGTH OF	OPP. STRENGTH	TEAM	ADJ.	CONF.	ADJ CONF.
Average RPI Loss:	85	RECORD	PCT. RANK	GAMES	SCHEDULE	OF SCHEDULE	RPI	RPI	RPI	RPI
DIV. I ONLY	4- 5	181	4- 5	220	171	187	187	30	30	
DIV. I NON-CONF.	4- 5	183	4- 5	220	171	189	189	30	30	
TOTALS	RPI 1-25	RPI 26-50	W-L RECORDS	RPI 51-100	RPI 101-150	RPI 150+				
4- 5	0- 1	0- 1	OVERALL	0- 1	0- 1	4- 1				
3- 0	0- 0	0- 0	HOME	0- 0	0- 0	3- 0				
0- 5	0- 0	0- 0	AWAY	0- 0	0- 0	0- 0				
1- 0	0- 0	0- 0	NEUTRAL	0- 0	0- 0	1- 0				
4- 5	0- 1	0- 1	NON-CONFERENCE	0- 1	0- 1	4- 1				
3- 0	0- 0	0- 0	HOME	0- 0	0- 0	3- 0				
0- 5	0- 1	0- 1	AWAY	0- 1	0- 1	0- 1				
1- 0	0- 0	0- 0	NEUTRAL	0- 0	0- 0	1- 0				
0- 0	0- 0	0- 0	CONFERENCE	0- 0	0- 0	0- 0				
0- 0	0- 0	0- 0	HOME	0- 0	0- 0	0- 0				
0- 0	0- 0	0- 0	AWAY	0- 0	0- 0	0- 0				
0- 0	0- 0	0- 0	NEUTRAL	0- 0	0- 0	0- 0				

RPI 1-25				RPI 26-50				RPI 51-100				RPI 101+ Team's RPI: 187			
RPI	S	Opponent	Score	RPI	S	Opponent	Score	RPI	S	Opponent	Score	RPI	S	Opponent	Score
12	A	DePaul	62 94	41	A	Texas Tech	43 85	59	A	SMU	54 61	102	A	Rice	57 68
												197	N	Marshall	78 68
												210	A	UTRGV	74 82
												297	H	Nicholls St.	69 67
												311	H	Sam Houston St.	75 65
												333	H	Bethune-Cookman	66 64
LAST 12 Division I GAMES:															
41	A	Texas Tech	43 85	12	A	DePaul	62 94	311	H	Sam Houston St.	75 65				
197	N	Marshall	78 68	210	A	UTRGV	74 82	102	A	Rice	57 68				
297	H	Nicholls St.	69 67	59	A	SMU	54 61								
333	H	Bethune-Cookman	66 64												

Non-Div I Games:

Prairie View

Loss, Non-Conf, S Site, H Home A Away N Neutral

Presbyterian

Through Games Of Dec. 11, 2016

Average RPI Win:	0	WON-LOST	WINNING	LAST 10	STRENGTH OF	OPP. STRENGTH	TEAM	ADJ.	CONF.	ADJ CONF.
Average RPI Loss:	139	RECORD	PCT. RANK	GAMES	SCHEDULE	OF SCHEDULE	RPI	RPI	RPI	RPI
DIV. I ONLY	0- 7	326	0- 7	50	292	286	286	26	26	
DIV. I NON-CONF.	0- 7	325	0- 7	50	290	283	283	26	26	
TOTALS	RPI 1-25	RPI 26-50	W-L RECORDS	RPI 51-100	RPI 101-150	RPI 150+				
0- 7	0- 0	0- 1	OVERALL	0- 3	0- 1	0- 2				
0- 1	0- 0	0- 0	HOME	0- 0	0- 0	0- 1				
0- 5	0- 0	0- 1	AWAY	0- 3	0- 1	0- 0				
0- 1	0- 0	0- 0	NEUTRAL	0- 0	0- 0	0- 1				
0- 7	0- 0	0- 1	NON-CONFERENCE	0- 3	0- 1	0- 2				
0- 1	0- 0	0- 0	HOME	0- 0	0- 0	0- 1				
0- 5	0- 0	0- 1	AWAY	0- 3	0- 1	0- 0				
0- 1	0- 0	0- 0	NEUTRAL	0- 0	0- 0	0- 1				
0- 0	0- 0	0- 0	CONFERENCE	0- 0	0- 0	0- 0				
0- 0	0- 0	0- 0	HOME	0- 0	0- 0	0- 0				
0- 0	0- 0	0- 0	AWAY	0- 0	0- 0	0- 0				
0- 0	0- 0	0- 0	NEUTRAL	0- 0	0- 0	0- 0				

RPI 1-25				RPI 26-50				RPI 51-100				RPI 101+ Team's RPI: 286			
RPI	S	Opponent	Score	RPI	S	Opponent	Score	RPI	S	Opponent	Score	RPI	S	Opponent	Score
				38	A	Virginia Tech	36 67	53	A	Charlotte	63 71	105	A	Indiana	37 71
								79	A	Gonzaga	39 79	287	N	Texas Southern	62 74
								100	A	East Carolina	46 54	308	H	USC Upstate	48 55
LAST 12 Division I GAMES:															
				308	H	USC Upstate	48 55	79	A	Gonzaga	39 79				
				105	A	Indiana	37 71	100	A	East Carolina	46 54				
								287	N	Texas Southern	62 74				
								53	A	Charlotte	63 71				
								38	A	Virginia Tech	36 67				

Non-Div I Games:

Presbyterian

Loss, Non-Conf, S Site, H Home A Away N Neutral

Average RPI Win:	256	WON-LOST	WINNING	LAST 10	STRENGTH OF	OPP. STRENGTH	TEAM	ADJ.	CONF.	ADJ CONF.
Average RPI Loss:	107	RECORD	PCT. RANK	GAMES	SCHEDULE	OF SCHEDULE	RPI	RPI	RPI	RPI
DIV. I ONLY	4- 5	181	4- 5	245	149	231	231	15	15	
DIV. I NON-CONF.	4- 5	183	4- 5	246	152	231	231	15	15	
TOTALS	RPI 1-25	RPI 26-50	W-L RECORDS	RPI 51-100	RPI 101-150	RPI 150+				
4- 5	0- 0	0- 0	OVERALL	0- 3	0- 2	4- 0				
3- 2	0- 0	0- 0	HOME	0- 1	0- 1	3- 0				
1- 3	0- 0	0- 0	AWAY	0- 2	0- 1	1- 0				
0- 0	0- 0	0- 0	NEUTRAL	0- 0	0- 0	0- 0				
4- 5	0- 0	0- 0	NON-CONFERENCE	0- 3	0- 2	4- 0				
3- 2	0- 0	0- 0	HOME	0- 1	0- 1	3- 0				
1- 3	0- 0	0- 0	AWAY	0- 2	0- 1	1- 0				
0- 0	0- 0	0- 0	NEUTRAL	0- 0	0- 0	0- 0				
0- 0	0- 0	0- 0	CONFERENCE	0- 0	0- 0	0- 0				
0- 0	0- 0	0- 0	HOME	0- 0	0- 0	0- 0				
0- 0	0- 0	0- 0	AWAY	0- 0	0- 0	0- 0				
0- 0	0- 0	0- 0	NEUTRAL	0- 0	0- 0	0- 0				

RPI 1-25				RPI 26-50				RPI 51-100				RPI 101+				Team's RPI: 231	
RPI	S	Opponent	Score	RPI	S	Opponent	Score	RPI	S	Opponent	Score	RPI	S	Opponent	Score		
								82	H	Rider	62	70	129	A	Delaware	62	66
								83	A	Fordham	55	57	147	H	Dayton	56	62
								95	A	George Washington	45	56	170	H	Seton Hall	94	67
													241	H	Rutgers	64	34
													302	H	Lafayette	65	27
													312	A	UMBC	69	58
LAST 12 Division I GAMES:																	
				83	A	Fordham	55	57	241	H	Rutgers	64	34				
				302	H	Lafayette	65	27	129	A	Delaware	62	66				
				170	H	Seton Hall	94	67	147	H	Dayton	56	62				
				312	A	UMBC	69	58	95	A	George Washington	45	56				
									82	H	Rider	62	70				

Non-Div I Games:

Princeton

Average RPI Win:	216	WON-LOST	WINNING	LAST 10	STRENGTH OF	OPP. STRENGTH	TEAM	ADJ.	CONF.	ADJ CONF.
Average RPI Loss:	168	RECORD	PCT. RANK	GAMES	SCHEDULE	OF SCHEDULE	RPI	RPI	RPI	RPI
DIV. I ONLY	7- 3	84	7- 3	248	210	113	113	6	6	
DIV. I NON-CONF.	7- 3	84	7- 3	250	210	114	114	6	6	
TOTALS	RPI 1-25	RPI 26-50	W-L RECORDS	RPI 51-100	RPI 101-150	RPI 150+				
7- 3	0- 0	0- 0	OVERALL	0- 0	0- 0	7- 3				
3- 0	0- 0	0- 0	HOME	0- 0	0- 0	3- 0				
2- 3	0- 0	0- 0	AWAY	0- 0	0- 0	2- 3				
2- 0	0- 0	0- 0	NEUTRAL	0- 0	0- 0	2- 0				
7- 3	0- 0	0- 0	NON-CONFERENCE	0- 0	0- 0	7- 3				
3- 0	0- 0	0- 0	HOME	0- 0	0- 0	3- 0				
2- 3	0- 0	0- 0	AWAY	0- 0	0- 0	2- 3				
2- 0	0- 0	0- 0	NEUTRAL	0- 0	0- 0	2- 0				
0- 0	0- 0	0- 0	CONFERENCE	0- 0	0- 0	0- 0				
0- 0	0- 0	0- 0	HOME	0- 0	0- 0	0- 0				
0- 0	0- 0	0- 0	AWAY	0- 0	0- 0	0- 0				
0- 0	0- 0	0- 0	NEUTRAL	0- 0	0- 0	0- 0				

RPI 1-25			RPI 26-50			RPI 51-100			RPI 101+			Team's RPI: 113
RPI	S	Opponent	Score	RPI	S	Opponent	Score	RPI	S	Opponent	Score	
								152	A	UNCW	65	49
								158	A	Boston College	53	57
								164	A	Columbia	64	66
								174	A	Hartford	77	65
								181	A	Brown	70	77
								199	N	Bryant	62	51
								209	H	Colgate	92	85
								223	H	Binghamton	71	58
								249	N	Miami (OH)	75	59
								307	H	North Dakota St.	86	63
LAST 12 Division I GAMES:												
164	A	Columbia	64	66	158	A	Boston College	53	57			
181	A	Brown	70	77	223	H	Binghamton	71	58			
199	N	Bryant	62	51	307	H	North Dakota St.	86	63			
249	N	Miami (OH)	75	59	209	H	Colgate	92	85			
152	A	UNCW	65	49								
174	A	Hartford	77	65								

Non-Div I Games:

Providence

■ Loss,
 ■ Non-Conf,
 ■ S Site,
 ■ H Home
 ■ A Away
 N Neutral

Average RPI Win:	236	WON-LOST	WINNING	LAST 10	STRENGTH OF	OPP. STRENGTH	TEAM	ADJ.	CONF.	ADJ CONF.
Average RPI Loss:	125	RECORD	PCT. RANK	GAMES	SCHEDULE	OF SCHEDULE	RPI	RPI	RPI	RPI
DIV. I ONLY	8- 4	92	8- 2	214	238	148	148	7	7	
DIV. I NON-CONF.	8- 4	91	8- 4	214	236	149	149	7	7	
TOTALS	RPI 1-25	RPI 26-50	W-L RECORDS	RPI 51-100	RPI 101-150	RPI 150+				
8- 4	0- 0	0- 1	OVERALL	0- 0	0- 2	8- 1				
4- 2	0- 0	0- 0	HOME	0- 0	0- 1	4- 1				
2- 1	0- 0	0- 0	AWAY	0- 0	0- 1	2- 0				
2- 1	0- 0	0- 1	NEUTRAL	0- 0	0- 0	2- 0				
8- 4	0- 0	0- 1	NON-CONFERENCE	0- 0	0- 2	8- 1				
4- 2	0- 0	0- 0	HOME	0- 0	0- 1	4- 1				
2- 1	0- 0	0- 0	AWAY	0- 0	0- 1	2- 0				
2- 1	0- 0	0- 1	NEUTRAL	0- 0	0- 0	2- 0				
0- 0	0- 0	0- 0	CONFERENCE	0- 0	0- 0	0- 0				
0- 0	0- 0	0- 0	HOME	0- 0	0- 0	0- 0				
0- 0	0- 0	0- 0	AWAY	0- 0	0- 0	0- 0				
0- 0	0- 0	0- 0	NEUTRAL	0- 0	0- 0	0- 0				

RPI 1-25			RPI 26-50			RPI 51-100			RPI 101+			Team's RPI: 148
RPI	S	Opponent	Score	RPI	S	Opponent	Score	RPI	S	Opponent	Score	
				50	N	Stanford	69 78					
								101	A	Maine	47 67	
								135	H	Villanova	44 58	
								161	A	Pittsburgh	67 61	
								190	H	Central Mich.	62 51	
								198	A	Ball St.	58 42	
								203	N	Wichita St.	86 49	
								209	H	Colgate	71 51	
								212	H	Southern Ill.	61 64	
								279	N	Northeastern	79 54	
								308	H	USC Upstate	71 41	
								342	H	N.C. Central	61 27	
LAST 12 Division I GAMES:												
209	H	Colgate	71 51	342	H	N.C. Central	61 27					
161	A	Pittsburgh	67 61	198	A	Ball St.	58 42					
50	N	Stanford	69 78	190	H	Central Mich.	62 51					
279	N	Northeastern	79 54	308	H	USC Upstate	71 41					
203	N	Wichita St.	86 49	135	H	Villanova	44 58					
212	H	Southern Ill.	61 64	101	A	Maine	47 67					

Non-Div I Games:

Purdue

Quinnipiac

Through Games Of Dec. 11, 2016

Average RPI Win:	225	WON-LOST	WINNING	LAST 10	STRENGTH OF	OPP. STRENGTH	TEAM	ADJ.	CONF.	ADJ CONF.
Average RPI Loss:	46	RECORD	PCT. RANK	GAMES	SCHEDULE	OF SCHEDULE	RPI	RPI	RPI	RPI
DIV. I ONLY	7- 2	50	7- 2	266	85	109	109	19	19	
DIV. I NON-CONF.	5- 2	78	5- 2	179	92	90	90	18	18	
TOTALS	RPI 1-25	RPI 26-50	W-L RECORDS	RPI 51-100	RPI 101-150	RPI 150+				
7- 2	0- 1	0- 0	OVERALL	0- 1	2- 0	5- 0				
3- 1	0- 1	0- 0	HOME	0- 0	1- 0	2- 0				
4- 1	0- 0	0- 0	AWAY	0- 0	1- 0	3- 0				
0- 0	0- 0	0- 0	NEUTRAL	0- 0	0- 0	0- 0				
5- 2	0- 1	0- 0	NON-CONFERENCE	0- 1	2- 0	3- 0				
2- 1	0- 1	0- 0	HOME	0- 0	1- 0	1- 0				
3- 1	0- 0	0- 0	AWAY	0- 1	1- 0	2- 0				
0- 0	0- 0	0- 0	NEUTRAL	0- 0	0- 0	0- 0				
2- 0	0- 0	0- 0	CONFERENCE	0- 0	0- 0	2- 0				
1- 0	0- 0	0- 0	HOME	0- 0	0- 0	1- 0				
1- 0	0- 0	0- 0	AWAY	0- 0	0- 0	1- 0				
0- 0	0- 0	0- 0	NEUTRAL	0- 0	0- 0	0- 0				

RPI 1-25				RPI 26-50				RPI 51-100				RPI 101+ Team's RPI: 109			
RPI	S	Opponent	Score	RPI	S	Opponent	Score	RPI	S	Opponent	Score	RPI	S	Opponent	Score
24	H	Michigan St.	54 71					68	A	Temple	68 71	142	H	FGCU	66 56
												147	A	Dayton	63 60
												174	A	Hartford	82 59
												250	A	Saint Peter's	84 51
												264	H	Siena	73 47
												279	H	Northeastern	76 59
												319	A	Holy Cross	78 55
LAST 12 Division I GAMES:															
250	A	Saint Peter's	84 51	174	A	Hartford	82 59								
68	A	Temple	68 71	24	H	Michigan St.	54 71								
279	H	Northeastern	76 59	264	H	Siena	73 47								
319	A	Holy Cross	78 55												
147	A	Dayton	63 60												
142	H	FGCU	66 56												

Non-Div I Games:

Quinnipiac

Average RPI Win:	238	WON-LOST	WINNING	LAST 10	STRENGTH OF	OPP. STRENGTH	TEAM	ADJ.	CONF.	ADJ CONF.
Average RPI Loss:	93	RECORD	PCT. RANK	GAMES	SCHEDULE	OF SCHEDULE	RPI	RPI	RPI	RPI
DIV. I ONLY	6- 1	36	6- 1	322	160	116	116	26	26	
DIV. I NON-CONF.	6- 1	36	6- 1	322	161	117	117	26	26	
TOTALS	RPI 1-25	RPI 26-50	W-L RECORDS	RPI 51-100	RPI 101-150	RPI 150+				
6- 1	0- 0	0- 0	OVERALL	1- 1	0- 0	5- 0				
2- 0	0- 0	0- 0	HOME	0- 0	0- 0	2- 0				
4- 1	0- 0	0- 0	AWAY	1- 0	0- 0	3- 0				
0- 0	0- 0	0- 0	NEUTRAL	0- 0	0- 0	0- 0				
6- 1	0- 0	0- 0	NON-CONFERENCE	1- 1	0- 0	5- 0				
2- 0	0- 0	0- 0	HOME	0- 0	0- 0	2- 0				
4- 1	0- 0	0- 0	AWAY	1- 1	0- 0	3- 0				
0- 0	0- 0	0- 0	NEUTRAL	0- 0	0- 0	0- 0				
0- 0	0- 0	0- 0	CONFERENCE	0- 0	0- 0	0- 0				
0- 0	0- 0	0- 0	HOME	0- 0	0- 0	0- 0				
0- 0	0- 0	0- 0	AWAY	0- 0	0- 0	0- 0				
0- 0	0- 0	0- 0	NEUTRAL	0- 0	0- 0	0- 0				

RPI 1-25			RPI 26-50			RPI 51-100			RPI 101+			Team's RPI: 116
RPI	S	Opponent	Score	RPI	S	Opponent	Score	RPI	S	Opponent	Score	
						56	A Wake Forest	68 60	222	A	Appalachian St.	57 54
						93	A George Mason	56 70	258	H	Western Caro.	67 39
									273	A	Davidson	44 40
									291	A	UNCG	70 54
									330	H	Tennessee Tech	79 46
LAST 12 Division I GAMES:												
				93	A	George Mason	56 70	56	A	Wake Forest	68 60	
								258	H	Western Caro.	67 39	
								222	A	Appalachian St.	57 54	
								291	A	UNCG	70 54	
								330	H	Tennessee Tech	79 46	
								273	A	Davidson	44 40	

Non-Div I Games: Davis & Elkins 67 57

Radford

Rhode Island

Through Games Of Dec. 11, 2016

Average RPI Win:	281	WON-LOST	WINNING	LAST 10	STRENGTH OF	OPP. STRENGTH	TEAM	ADJ.	CONF.	ADJ CONF.
Average RPI Loss:	151	RECORD	PCT. RANK	GAMES	SCHEDULE	OF SCHEDULE	RPI	RPI	RPI	RPI
DIV. I ONLY	4- 7	231	4- 6	149	316	218	218	12	12	
DIV. I NON-CONF.	4- 7	232	4- 7	149	316	219	219	12	12	
TOTALS	RPI 1-25	RPI 26-50	W-L RECORDS	RPI 51-100	RPI 101-150	RPI 150+				
4- 7	0- 1	0- 0	OVERALL	0- 1	0- 1	4- 4				
2- 2	0- 1	0- 0	HOME	0- 0	0- 0	2- 1				
2- 4	0- 0	0- 0	AWAY	0- 1	0- 1	2- 2				
0- 1	0- 0	0- 0	NEUTRAL	0- 0	0- 0	0- 1				
4- 7	0- 1	0- 0	NON-CONFERENCE	0- 1	0- 1	4- 4				
2- 2	0- 1	0- 0	HOME	0- 0	0- 0	2- 1				
2- 4	0- 0	0- 0	AWAY	0- 1	0- 1	2- 2				
0- 1	0- 0	0- 0	NEUTRAL	0- 0	0- 0	0- 1				
0- 0	0- 0	0- 0	CONFERENCE	0- 0	0- 0	0- 0				
0- 0	0- 0	0- 0	HOME	0- 0	0- 0	0- 0				
0- 0	0- 0	0- 0	AWAY	0- 0	0- 0	0- 0				
0- 0	0- 0	0- 0	NEUTRAL	0- 0	0- 0	0- 0				

RPI 1-25				RPI 26-50				RPI 51-100				RPI 101+ Team's RPI: 218			
RPI	S	Opponent	Score	RPI	S	Opponent	Score	RPI	S	Opponent	Score	RPI	S	Opponent	Score
24	H	Michigan St.	48 85					92	A	Syracuse	49 95	111	A	Toledo	50 65
												181	A	Brown	65 76
												195	A	Kansas	36 72
												199	N	Bryant	56 62
												213	H	Samford	78 63
												255	H	Penn	43 75
												272	A	Fairfield	72 65
												300	H	Marist	82 61
												340	A	UMass Lowell	64 57
LAST 12 Division I GAMES:															
195	A	Kansas	36 72	272	A	Fairfield	72 65								
24	H	Michigan St.	48 85	213	H	Samford	78 63								
199	N	Bryant	56 62	255	H	Penn	43 75								
181	A	Brown	65 76	111	A	Toledo	50 65								
340	A	UMass Lowell	64 57	300	H	Marist	82 61								
				92	A	Syracuse	49 95								

Non-Div I Games:

Rhode Island

■ Loss,
 ■ Non-Conf, S Site,
 ■ Home
 ■ Away
 N Neutral

Average RPI Win:	270	WON-LOST	WINNING	LAST 10	STRENGTH OF	OPP. STRENGTH	TEAM	ADJ.	CONF.	ADJ CONF.
Average RPI Loss:	11	RECORD	PCT. RANK	GAMES	SCHEDULE	OF SCHEDULE	RPI	RPI	RPI	RPI
DIV. I ONLY	6- 2	66	6- 2	249	203	102	102	13	13	
DIV. I NON-CONF.	6- 2	64	6- 2	251	203	102	102	13	13	
TOTALS	RPI 1-25	RPI 26-50	W-L RECORDS	RPI 51-100	RPI 101-150	RPI 150+				
6- 2	0- 2	0- 0	OVERALL	0- 0	0- 0	6- 0				
3- 0	0- 0	0- 0	HOME	0- 0	0- 0	3- 0				
3- 2	0- 2	0- 0	AWAY	0- 0	0- 0	3- 0				
0- 0	0- 0	0- 0	NEUTRAL	0- 0	0- 0	0- 0				
6- 2	0- 2	0- 0	NON-CONFERENCE	0- 0	0- 0	6- 0				
3- 0	0- 0	0- 0	HOME	0- 0	0- 0	3- 0				
3- 2	0- 2	0- 0	AWAY	0- 0	0- 0	3- 0				
0- 0	0- 0	0- 0	NEUTRAL	0- 0	0- 0	0- 0				
0- 0	0- 0	0- 0	CONFERENCE	0- 0	0- 0	0- 0				
0- 0	0- 0	0- 0	HOME	0- 0	0- 0	0- 0				
0- 0	0- 0	0- 0	AWAY	0- 0	0- 0	0- 0				
0- 0	0- 0	0- 0	NEUTRAL	0- 0	0- 0	0- 0				

RPI	S	Opponent	Score
7	A	LSU	55 66
15	A	Oklahoma St.	51 65

RPI	S	Opponent	Score

RPI	S	Opponent	Score

RPI	S	Opponent	Score
167	H	Grand Canyon	64 50
187	H	Prairie View	68 57
287	A	Texas Southern	52 49
311	H	Sam Houston St.	77 51
321	A	Houston Baptist	79 53
345	A	Incarnate Word	60 43

LAST 12 Division I GAMES:

287	A	Texas Southern	52 49	7	A	LSU	55 66
345	A	Incarnate Word	60 43	187	H	Prairie View	68 57
311	H	Sam Houston St.	77 51				
15	A	Oklahoma St.	51 65				
167	H	Grand Canyon	64 50				
321	A	Houston Baptist	79 53				

Non-Div I Games:

Rice

Average RPI Win: 287		WON-LOST	WINNING	LAST 10	STRENGTH OF	OPP. STRENGTH	TEAM	ADJ.	CONF.	ADJ CONF.
Average RPI Loss: 162		RECORD	PCT. RANK	GAMES	SCHEDULE	OF SCHEDULE	RPI	RPI	RPI	RPI
DIV. I ONLY		4- 5	181	4- 5	268	314	269	269	12	12
DIV. I NON-CONF.		4- 5	183	4- 5	269	314	266	266	12	12
TOTALS	RPI 1-25	RPI 26-50		W-L RECORDS		RPI 51-100	RPI 101-150	RPI 150+		
4- 5	0- 0	0- 0		OVERALL		0- 0	0- 3	4- 2		
1- 3	0- 0	0- 0		HOME		0- 0	0- 1	1- 2		
1- 1	0- 0	0- 0		AWAY		0- 0	0- 1	1- 0		
2- 1	0- 0	0- 0		NEUTRAL		0- 0	0- 1	2- 0		
4- 5	0- 0	0- 0		NON-CONFERENCE		0- 0	0- 3	4- 2		
1- 3	0- 0	0- 0		HOME		0- 0	0- 1	1- 2		
1- 1	0- 0	0- 0		AWAY		0- 0	0- 1	1- 0		
2- 1	0- 0	0- 0		NEUTRAL		0- 0	0- 1	2- 0		
0- 0	0- 0	0- 0		CONFERENCE		0- 0	0- 0	0- 0		
0- 0	0- 0	0- 0		HOME		0- 0	0- 0	0- 0		
0- 0	0- 0	0- 0		AWAY		0- 0	0- 0	0- 0		
0- 0	0- 0	0- 0		NEUTRAL		0- 0	0- 0	0- 0		

RPI 1-25				RPI 26-50				RPI 51-100				RPI 101+				Team's RPI: 269	
RPI	S	Opponent	Score	RPI	S	Opponent	Score	RPI	S	Opponent	Score	RPI	S	Opponent	Score		
												112	H	Virginia	56	63	
												132	A	William & Mary	39	67	
												145	N	Cleveland St.	65	69	
												164	H	Columbia	58	65	
												222	H	Appalachian St.	55	46	
												255	H	Penn	44	47	
												259	A	Fla. Atlantic	77	67	
												318	N	Liberty	63	54	
												348	N	Florida A&M	64	51	
LAST 12 Division I GAMES:																	
				348	N	Florida A&M	64	51	255	H	Penn	44			47		
				222	H	Appalachian St.	55	46	145	N	Cleveland St.	65			69		
				132	A	William & Mary	39	67	318	N	Liberty	63			54		
				112	H	Virginia	56	63	259	A	Fla. Atlantic	77			67		
				164	H	Columbia	58	65									

Non-Div I Games:

Richmond

■ Loss, ■ Non-Conf, S Site, H Home A Away N Neutral

Average RPI Win:	211	WON-LOST	WINNING	LAST 10	STRENGTH OF	OPP. STRENGTH	TEAM	ADJ.	CONF.	ADJ CONF.
Average RPI Loss:	160	RECORD	PCT. RANK	GAMES	SCHEDULE	OF SCHEDULE	RPI	RPI	RPI	RPI
DIV. I ONLY	7- 2	50	7- 2	211	221	82	82	19	19	
DIV. I NON-CONF.	5- 2	78	5- 2	170	298	99	99	18	18	
TOTALS	RPI 1-25	RPI 26-50	W-L RECORDS	RPI 51-100	RPI 101-150	RPI 150+				
7- 2	0- 0	0- 0	OVERALL	1- 0	0- 1	6- 1				
2- 0	0- 0	0- 0	HOME	0- 0	0- 0	2- 0				
5- 1	0- 0	0- 0	AWAY	1- 0	0- 1	4- 0				
0- 1	0- 0	0- 0	NEUTRAL	0- 0	0- 0	0- 1				
5- 2	0- 0	0- 0	NON-CONFERENCE	0- 0	0- 1	5- 1				
2- 0	0- 0	0- 0	HOME	0- 0	0- 0	2- 0				
3- 1	0- 0	0- 0	AWAY	0- 0	0- 1	3- 0				
0- 1	0- 0	0- 0	NEUTRAL	0- 0	0- 0	0- 1				
2- 0	0- 0	0- 0	CONFERENCE	1- 0	0- 0	1- 0				
0- 0	0- 0	0- 0	HOME	0- 0	0- 0	0- 0				
2- 0	0- 0	0- 0	AWAY	1- 0	0- 0	1- 0				
0- 0	0- 0	0- 0	NEUTRAL	0- 0	0- 0	0- 0				

RPI 1-25			RPI 26-50			RPI 51-100			Team's RPI: 82	RPI 101+		
RPI	S	Opponent	Score	RPI	S	Opponent	Score	RPI	S	Opponent	Score	
						74	A Niagara	78	58	104	A UCF	30 49
										153	H La Salle	74 61
										175	A Towson	79 75
										216	N St. Bonaventure	47 60
										231	A Princeton	70 62
										267	A Canisius	71 70
										278	A Lehigh	75 68
										302	H Lafayette	76 58
LAST 12 Division I GAMES:												
175	A	Towson	79 75	278	A	Lehigh	75 68					
302	H	Lafayette	76 58	74	A	Niagara	78 58					
231	A	Princeton	70 62	267	A	Canisius	71 70					
				216	N	St. Bonaventure	47 60					
				104	A	UCF	30 49					
				153	H	La Salle	74 61					

Non-Div I Games:

Rider

Average RPI Win:	246	WON-LOST	WINNING	LAST 10	STRENGTH OF	OPP. STRENGTH	TEAM	ADJ.	CONF.	ADJ CONF.
Average RPI Loss:	132	RECORD	PCT. RANK	GAMES	SCHEDULE	OF SCHEDULE	RPI	RPI	RPI	RPI
DIV. I ONLY	3- 6	232	3- 6	195	182	207	207	32	32	
DIV. I NON-CONF.	3- 6	233	3- 6	197	182	209	209	32	32	
TOTALS	RPI 1-25	RPI 26-50	W-L RECORDS	RPI 51-100	RPI 101-150	RPI 150+				
3- 6	0- 0	0- 2	OVERALL	0- 0	0- 1	3- 3				
1- 1	0- 0	0- 0	HOME	0- 0	0- 0	1- 1				
2- 4	0- 0	0- 2	AWAY	0- 0	0- 1	2- 1				
0- 1	0- 0	0- 0	NEUTRAL	0- 0	0- 0	0- 1				
3- 6	0- 0	0- 2	NON-CONFERENCE	0- 0	0- 1	3- 3				
1- 1	0- 0	0- 0	HOME	0- 0	0- 0	1- 1				
2- 4	0- 0	0- 2	AWAY	0- 0	0- 1	2- 1				
0- 1	0- 0	0- 0	NEUTRAL	0- 0	0- 0	0- 1				
0- 0	0- 0	0- 0	CONFERENCE	0- 0	0- 0	0- 0				
0- 0	0- 0	0- 0	HOME	0- 0	0- 0	0- 0				
0- 0	0- 0	0- 0	AWAY	0- 0	0- 0	0- 0				
0- 0	0- 0	0- 0	NEUTRAL	0- 0	0- 0	0- 0				

RPI 1-25			RPI 26-50			RPI 51-100			RPI 101+			Team's RPI: 207
RPI	S	Opponent	Score	RPI	S	Opponent	Score	RPI	S	Opponent	Score	
				36	A	Vanderbilt	59 75					
				44	A	Iowa	60 81					
								129	A	Delaware	65 67	
								154	N	Stetson	60 68	
								200	H	Howard	59 42	
								204	A	FIU	57 59	
								227	H	Monmouth	56 69	
								235	A	Kent St.	68 65	
								302	A	Lafayette	62 51	
LAST 12 Division I GAMES:												
				44	A	Iowa	60 81					
				200	H	Howard	59 42					
				129	A	Delaware	65 67					
				204	A	FIU	57 59					
				154	N	Stetson	60 68					
				36	A	Vanderbilt	59 75					
				235	A	Kent St.	68 65					
				302	A	Lafayette	62 51					
				227	H	Monmouth	56 69					

Non-Div I Games: Point Park 69 52

Robert Morris

Average RPI Win:	136	WON-LOST	WINNING	LAST 10	STRENGTH OF	OPP. STRENGTH	TEAM	ADJ.	CONF.	ADJ CONF.
Average RPI Loss:	117	RECORD	PCT. RANK	GAMES	SCHEDULE	OF SCHEDULE	RPI	RPI	RPI	RPI
DIV. I ONLY	2- 9	292	2- 8	86	131	241	241	7	7	
DIV. I NON-CONF.	2- 9	290	2- 9	86	132	241	241	7	7	
TOTALS	RPI 1-25	RPI 26-50	W-L RECORDS	RPI 51-100	RPI 101-150	RPI 150+				
2- 9	0- 0	0- 2	OVERALL	1- 2	0- 3	1- 2				
2- 3	0- 0	0- 1	HOME	1- 0	0- 2	1- 0				
0- 6	0- 0	0- 1	AWAY	0- 2	0- 1	0- 2				
0- 0	0- 0	0- 0	NEUTRAL	0- 0	0- 0	0- 0				
2- 9	0- 0	0- 2	NON-CONFERENCE	1- 2	0- 3	1- 2				
2- 3	0- 0	0- 1	HOME	1- 0	0- 2	1- 0				
0- 6	0- 0	0- 1	AWAY	0- 2	0- 1	0- 2				
0- 0	0- 0	0- 0	NEUTRAL	0- 0	0- 0	0- 0				
0- 0	0- 0	0- 0	CONFERENCE	0- 0	0- 0	0- 0				
0- 0	0- 0	0- 0	HOME	0- 0	0- 0	0- 0				
0- 0	0- 0	0- 0	AWAY	0- 0	0- 0	0- 0				
0- 0	0- 0	0- 0	NEUTRAL	0- 0	0- 0	0- 0				

RPI 1-25				RPI 26-50				RPI 51-100				RPI 101+				Team's RPI: 241	
RPI	S	Opponent	Score	RPI	S	Opponent	Score	RPI	S	Opponent	Score	RPI	S	Opponent	Score		
				37	A	Elon	54 66	56	A	Wake Forest	43 55	112	A	Virginia	54 62		
				42	H	Duke	32 68	72	H	Bucknell	57 53	128	H	Chattanooga	53 66		
								98	A	St. John's (NY)	39 65	140	H	James Madison	76 82		
												199	H	Bryant	50 42		
												205	A	Houston	51 53		
												231	A	Princeton	34 64		
LAST 12 Division I GAMES:																	
				98	A	St. John's (NY)	39 65	205	A	Houston	51 53						
				140	H	James Madison	76 82	112	A	Virginia	54 62						
				72	H	Bucknell	57 53	56	A	Wake Forest	43 55						
				42	H	Duke	32 68	37	A	Elon	54 66						
				199	H	Bryant	50 42	128	H	Chattanooga	53 66						
				231	A	Princeton	34 64										

Non-Div I Games:

Rutgers

■ Loss,
 ■ Non-Conf,
 ■ S Site,
 ■ H Home
 ■ A Away
 N Neutral

Average RPI Win:	191	WON-LOST	WINNING	LAST 10	STRENGTH OF	OPP. STRENGTH	TEAM	ADJ.	CONF.	ADJ CONF.
Average RPI Loss:	44	RECORD	PCT. RANK	GAMES	SCHEDULE	OF SCHEDULE	RPI	RPI	RPI	RPI
DIV. I ONLY	5- 2	80	5- 2	115	80	43	43	27	27	
DIV. I NON-CONF.	5- 2	78	5- 2	116	82	43	43	27	27	
TOTALS	RPI 1-25	RPI 26-50	W-L RECORDS	RPI 51-100	RPI 101-150	RPI 150+				
5- 2	0- 1	0- 0	OVERALL	2- 1	0- 0	3- 0				
1- 0	0- 0	0- 0	HOME	0- 0	0- 0	1- 0				
4- 2	0- 1	0- 0	AWAY	2- 1	0- 0	2- 0				
0- 0	0- 0	0- 0	NEUTRAL	0- 0	0- 0	0- 0				
5- 2	0- 1	0- 0	NON-CONFERENCE	2- 1	0- 0	3- 0				
1- 0	0- 0	0- 0	HOME	0- 0	0- 0	1- 0				
4- 2	0- 1	0- 0	AWAY	2- 1	0- 0	2- 0				
0- 0	0- 0	0- 0	NEUTRAL	0- 0	0- 0	0- 0				
0- 0	0- 0	0- 0	CONFERENCE	0- 0	0- 0	0- 0				
0- 0	0- 0	0- 0	HOME	0- 0	0- 0	0- 0				
0- 0	0- 0	0- 0	AWAY	0- 0	0- 0	0- 0				
0- 0	0- 0	0- 0	NEUTRAL	0- 0	0- 0	0- 0				

RPI 1-25				RPI 26-50		Team's RPI: 43		RPI 51-100				RPI 101+			
RPI	S	Opponent	Score	RPI	S	Opponent	Score	RPI	S	Opponent	Score	RPI	S	Opponent	Score
21	A	Texas A&M	48 63					54	A	UT Arlington	65 60	188	A	Louisiana Tech	60 58
								67	A	South Dakota	74 80	281	A	Coppin St.	72 57
								93	A	George Mason	77 76	341	H	Montana	54 46
LAST 12 Division I GAMES:															
				54	A	UT Arlington	65 60					341	H	Montana	54 46
				281	A	Coppin St.	72 57					188	A	Louisiana Tech	60 58
				93	A	George Mason	77 76								
				21	A	Texas A&M	48 63								
				67	A	South Dakota	74 80								

Non-Div I Games: Okla. Panhandle 77 43 LSU-Shreveport 93 56

SFA

Loss, Non-Conf, S Site, H Home A Away N Neutral

Average RPI Win:	261	WON-LOST	WINNING	LAST 10	STRENGTH OF	OPP. STRENGTH	TEAM	ADJ.	CONF.	ADJ CONF.
Average RPI Loss:	79	RECORD	PCT. RANK	GAMES	SCHEDULE	OF SCHEDULE	RPI	RPI	RPI	RPI
DIV. I ONLY	2- 6	261	2- 6	17	276	146	146	28	28	
DIV. I NON-CONF.	2- 6	260	2- 6	17	274	148	148	28	28	
TOTALS	RPI 1-25	RPI 26-50	W-L RECORDS	RPI 51-100	RPI 101-150	RPI 150+				
2- 6	0- 0	0- 2	OVERALL	0- 3	0- 0	2- 1				
1- 1	0- 0	0- 0	HOME	0- 1	0- 0	1- 0				
0- 3	0- 0	0- 1	AWAY	0- 1	0- 0	0- 1				
1- 2	0- 0	0- 1	NEUTRAL	0- 1	0- 0	1- 0				
2- 6	0- 0	0- 2	NON-CONFERENCE	0- 3	0- 0	2- 1				
1- 1	0- 0	0- 0	HOME	0- 1	0- 0	1- 0				
0- 3	0- 0	0- 1	AWAY	0- 1	0- 0	0- 1				
1- 2	0- 0	0- 1	NEUTRAL	0- 1	0- 0	1- 0				
0- 0	0- 0	0- 0	CONFERENCE	0- 0	0- 0	0- 0				
0- 0	0- 0	0- 0	HOME	0- 0	0- 0	0- 0				
0- 0	0- 0	0- 0	AWAY	0- 0	0- 0	0- 0				
0- 0	0- 0	0- 0	NEUTRAL	0- 0	0- 0	0- 0				

RPI 1-25			RPI 26-50			RPI 51-100			RPI 101+			Team's RPI: 146
RPI	S	Opponent	Score	RPI	S	Opponent	Score	RPI	S	Opponent	Score	Score
36	N	Vanderbilt	63 73	60	A	South Dakota St.	49 82	179	A	Saint Louis	49 90	
49	A	Missouri	60 72	67	N	South Dakota	68 75	212	H	Southern Ill.	60 59	
				84	H	Western Ill.	74 76	309	N	Utah Valley	71 64	
LAST 12 Division I GAMES:												
49	A	Missouri	60 72	36	N	Vanderbilt	63 73					
67	N	South Dakota	68 75	309	N	Utah Valley	71 64					
				84	H	Western Ill.	74 76					
				212	H	Southern Ill.	60 59					
				179	A	Saint Louis	49 90					
				60	A	South Dakota St.	49 82					

Non-Div I Games: Mo.-St. Louis 59 49

SIUE

■ Loss,
 ■ Non-Conf,
 ■ S Site,
 ■ H Home
 ■ A Away
 N Neutral

SMU

S
M
U

SMU

Page 243

SACRAMENTO STATE				THROUGH GAMES OF DEC. 11, 1910						
Average RPI Win:	220	WON-LOST	WINNING	LAST 10	STRENGTH OF	OPP. STRENGTH	TEAM	ADJ.	CONF.	ADJ CONF.
Average RPI Loss:	173	RECORD	PCT. RANK	GAMES	SCHEDULE	OF SCHEDULE	RPI	RPI	RPI	RPI
DIV. I ONLY	3- 6	232	3- 6	118	310	228	228	18	18	
DIV. I NON-CONF.	3- 6	233	3- 6	119	310	228	228	19	19	

TOTALS	RPI 1-25	RPI 26-50		W-L RECORDS		RPI 51-100	RPI 101-150	RPI 150+		
3- 6	0- 0	0- 2		OVERALL		1- 0	0- 0	2- 4		
2- 2	0- 0	0- 1		HOME		1- 0	0- 0	1- 1		
1- 2	0- 0	0- 1		AWAY		0- 0	0- 0	1- 1		
0- 2	0- 0	0- 0		NEUTRAL		0- 0	0- 0	0- 2		
3- 6	0- 0	0- 2		NON-CONFERENCE		1- 0	0- 0	2- 4		
2- 2	0- 0	0- 1		HOME		1- 0	0- 0	1- 1		
1- 2	0- 0	0- 1		AWAY		0- 0	0- 0	1- 1		
0- 2	0- 0	0- 0		NEUTRAL		0- 0	0- 0	0- 2		
0- 0	0- 0	0- 0		CONFERENCE		0- 0	0- 0	0- 0		
0- 0	0- 0	0- 0		HOME		0- 0	0- 0	0- 0		
0- 0	0- 0	0- 0		AWAY		0- 0	0- 0	0- 0		
0- 0	0- 0	0- 0		NEUTRAL		0- 0	0- 0	0- 0		

[illegible]

Non-Div I Games:	Stanislaus St.	102	72
------------------	----------------	-----	----

Sacramento St.

■ Loss, ■ Non-Conf, S Site, H Home A Away N Neutral

Sacred Heart

Through Games Of Dec. 11, 2016

Average RPI Win:	248	WON-LOST	WINNING	LAST 10	STRENGTH OF	OPP. STRENGTH	TEAM	ADJ.	CONF.	ADJ CONF.
Average RPI Loss:	158	RECORD	PCT. RANK	GAMES	SCHEDULE	OF SCHEDULE	RPI	RPI	RPI	RPI
DIV. I ONLY	2- 6	261	2- 6	73	302	184	184	32	32	
DIV. I NON-CONF.	2- 6	260	2- 6	74	303	186	186	32	32	
TOTALS	RPI 1-25	RPI 26-50	W-L RECORDS	RPI 51-100	RPI 101-150	RPI 150+				
2- 6	0- 1	0- 0	OVERALL	0- 1	0- 0	2- 4				
0- 3	0- 0	0- 0	HOME	0- 1	0- 0	0- 2				
2- 3	0- 1	0- 0	AWAY	0- 0	0- 0	2- 2				
0- 0	0- 0	0- 0	NEUTRAL	0- 0	0- 0	0- 0				
2- 6	0- 1	0- 0	NON-CONFERENCE	0- 1	0- 0	2- 4				
0- 3	0- 0	0- 0	HOME	0- 1	0- 0	0- 2				
2- 3	0- 1	0- 0	AWAY	0- 0	0- 0	2- 2				
0- 0	0- 0	0- 0	NEUTRAL	0- 0	0- 0	0- 0				
0- 0	0- 0	0- 0	CONFERENCE	0- 0	0- 0	0- 0				
0- 0	0- 0	0- 0	HOME	0- 0	0- 0	0- 0				
0- 0	0- 0	0- 0	AWAY	0- 0	0- 0	0- 0				
0- 0	0- 0	0- 0	NEUTRAL	0- 0	0- 0	0- 0				

RPI 1-25				RPI 26-50				RPI 51-100				RPI 101+ Team's RPI: 184			
RPI	S	Opponent	Score	RPI	S	Opponent	Score	RPI	S	Opponent	Score	RPI	S	Opponent	Score
20	A	Buffalo	55 76					65	H	Harvard	60 68	174	A	Hartford	64 81
												181	H	Brown	66 80
												223	A	Binghamton	77 69
												227	H	Monmouth	54 65
												272	A	Fairfield	56 44
												278	A	Lehigh	62 68
LAST 12 Division I GAMES:															
278	A	Lehigh	62 68	227	H	Monmouth	54 65	174	A	Hartford	64 81	65	H	Harvard	60 68
181	H	Brown	66 80	20	A	Buffalo	55 76	223	A	Binghamton	77 69				
272	A	Fairfield	56 44												

Non-Div I Games:

Sacred Heart

 Loss,
 Non-Conf,
 S Site,
 H Home
 A Away
N Neutral

Average RPI Win:	257	WON-LOST	WINNING	LAST 10	STRENGTH OF	OPP. STRENGTH	TEAM	ADJ.	CONF.	ADJ CONF.
Average RPI Loss:	164	RECORD	PCT. RANK	GAMES	SCHEDULE	OF SCHEDULE	RPI	RPI	RPI	RPI
DIV. I ONLY	2- 4	232	2- 4	210	245	252	252	32	32	
DIV. I NON-CONF.	2- 4	233	2- 4	212	244	251	251	32	32	
TOTALS	RPI 1-25	RPI 26-50	W-L RECORDS	RPI 51-100	RPI 101-150	RPI 150+				
2- 4	0- 0	0- 0	OVERALL	0- 1	0- 1	2- 2				
1- 2	0- 0	0- 0	HOME	0- 0	0- 1	1- 1				
1- 2	0- 0	0- 0	AWAY	0- 1	0- 0	1- 1				
0- 0	0- 0	0- 0	NEUTRAL	0- 0	0- 0	0- 0				
2- 4	0- 0	0- 0	NON-CONFERENCE	0- 1	0- 1	2- 2				
1- 2	0- 0	0- 0	HOME	0- 0	0- 1	1- 1				
1- 2	0- 0	0- 0	AWAY	0- 1	0- 0	1- 1				
0- 0	0- 0	0- 0	NEUTRAL	0- 0	0- 0	0- 0				
0- 0	0- 0	0- 0	CONFERENCE	0- 0	0- 0	0- 0				
0- 0	0- 0	0- 0	HOME	0- 0	0- 0	0- 0				
0- 0	0- 0	0- 0	AWAY	0- 0	0- 0	0- 0				
0- 0	0- 0	0- 0	NEUTRAL	0- 0	0- 0	0- 0				

RPI 1-25				RPI 26-50				RPI 51-100				RPI 101+ Team's RPI: 252			
RPI	S	Opponent	Score	RPI	S	Opponent	Score	RPI	S	Opponent	Score	RPI	S	Opponent	Score
								52	A	Marquette	91 104	122	H	Cornell	72 78
												164	H	Columbia	77 84
												246	A	Wisconsin	103 100
												267	H	Canisius	95 74
												317	A	Youngstown St.	68 69
LAST 12 Division I GAMES:															

Non-Div I Games:

Saint Francis (PA)

Saint Joseph's

Through Games Of Dec. 11, 2016

Average RPI Win:	258	WON-LOST	WINNING	LAST 10	STRENGTH OF	OPP. STRENGTH	TEAM	ADJ.	CONF.	ADJ CONF.
Average RPI Loss:	114	RECORD	PCT. RANK	GAMES	SCHEDULE	OF SCHEDULE	RPI	RPI	RPI	RPI
DIV. I ONLY	2- 6	261	2- 6	114	192	206	206	12	12	
DIV. I NON-CONF.	2- 6	260	2- 6	115	191	208	208	12	12	
TOTALS	RPI 1-25	RPI 26-50	W-L RECORDS	RPI 51-100	RPI 101-150	RPI 150+				
2- 6	0- 0	0- 0	OVERALL	0- 3	0- 1	2- 2				
0- 3	0- 0	0- 0	HOME	0- 2	0- 1	0- 0				
2- 2	0- 0	0- 0	AWAY	0- 0	0- 0	2- 0				
0- 1	0- 0	0- 0	NEUTRAL	0- 1	0- 0	0- 0				
2- 6	0- 0	0- 0	NON-CONFERENCE	0- 3	0- 1	2- 2				
0- 3	0- 0	0- 0	HOME	0- 2	0- 1	0- 0				
2- 2	0- 0	0- 0	AWAY	0- 0	0- 0	2- 2				
0- 1	0- 0	0- 0	NEUTRAL	0- 1	0- 0	0- 0				
0- 0	0- 0	0- 0	CONFERENCE	0- 0	0- 0	0- 0				
0- 0	0- 0	0- 0	HOME	0- 0	0- 0	0- 0				
0- 0	0- 0	0- 0	AWAY	0- 0	0- 0	0- 0				
0- 0	0- 0	0- 0	NEUTRAL	0- 0	0- 0	0- 0				

RPI 1-25			RPI 26-50			RPI 51-100			RPI 101+			Team's RPI: 206
RPI	S	Opponent	Score	RPI	S	Opponent	Score	RPI	S	Opponent	Score	
						57 N	BYU	56	71	135 H	Villanova	54 62
						68 H	Temple	70	86	159 A	Iona	57 58
						72 H	Bucknell	61	64	190 A	Central Mich.	71 73
										255 A	Penn	57 53
										260 A	New Mexico	79 67
LAST 12 Division I GAMES:												
						57 N	BYU	56	71	190 A	Central Mich.	71 73
						255 A	Penn	57	53	135 H	Villanova	54 62
						159 A	Iona	57	58	260 A	New Mexico	79 67
						72 H	Bucknell	61	64			
						68 H	Temple	70	86			

Non-Div I Games:

Saint Joseph's

■ Loss,
 ■ Non-Conf,
 ■ S Site,
 ■ H Home
 ■ A Away
 N Neutral

Saint Louis

Through Games Of Dec. 11, 2016

Average RPI Win:	263	WON-LOST	WINNING	LAST 10	STRENGTH OF	OPP. STRENGTH	TEAM	ADJ.	CONF.	ADJ CONF.
Average RPI Loss:	113	RECORD	PCT. RANK	GAMES	SCHEDULE	OF SCHEDULE	RPI	RPI	RPI	RPI
DIV. I ONLY	7- 2	50	7- 2	340	168	179	179	12	12	
DIV. I NON-CONF.	7- 2	50	7- 2	340	169	181	181	12	12	
TOTALS	RPI 1-25	RPI 26-50	W-L RECORDS	RPI 51-100	RPI 101-150	RPI 150+				
7- 2	0- 0	0- 0	OVERALL	0- 1	1- 0	6- 1				
3- 1	0- 0	0- 0	HOME	0- 0	1- 0	2- 1				
4- 1	0- 0	0- 0	AWAY	0- 1	0- 0	4- 0				
0- 0	0- 0	0- 0	NEUTRAL	0- 0	0- 0	0- 0				
7- 2	0- 0	0- 0	NON-CONFERENCE	0- 1	1- 0	6- 1				
3- 1	0- 0	0- 0	HOME	0- 0	1- 0	2- 1				
4- 1	0- 0	0- 0	AWAY	0- 1	0- 0	4- 0				
0- 0	0- 0	0- 0	NEUTRAL	0- 0	0- 0	0- 0				
0- 0	0- 0	0- 0	CONFERENCE	0- 0	0- 0	0- 0				
0- 0	0- 0	0- 0	HOME	0- 0	0- 0	0- 0				
0- 0	0- 0	0- 0	AWAY	0- 0	0- 0	0- 0				
0- 0	0- 0	0- 0	NEUTRAL	0- 0	0- 0	0- 0				

RPI 1-25				RPI 26-50				RPI 51-100				RPI 101+				Team's RPI: 179	
RPI	S	Opponent	Score	RPI	S	Opponent	Score	RPI	S	Opponent	Score	RPI	S	Opponent	Score		
								63	A	Little Rock	43	56	146	H	SIUE	90	49
													162	H	Indiana St.	67	70
													217	A	Loyola Marymount	90	76
													262	A	Bradley	68	58
													284	A	Southeast Mo. St.	89	50
													289	A	UC Irvine	79	69
													310	H	Eastern Ky.	78	51
													335	H	Morgan St.	71	43
LAST 12 Division I GAMES:																	
				162	H	Indiana St.	67	70					310	H	Eastern Ky.	78	51
				217	A	Loyola Marymount	90	76					284	A	Southeast Mo. St.	89	50
				289	A	UC Irvine	79	69					63	A	Little Rock	43	56
													335	H	Morgan St.	71	43
													262	A	Bradley	68	58
													146	H	SIUE	90	49

Non-Div I Games:

Saint Louis

■ Loss,
 ■ Non-Conf,
 ■ S Site,
 ■ H Home
 ■ A Away
 N Neutral

Saint Peter's

Through Games Of Dec. 11, 2016

Average RPI Win:	300	WON-LOST	WINNING	LAST 10	STRENGTH OF	OPP. STRENGTH	TEAM	ADJ.	CONF.	ADJ CONF.
Average RPI Loss:	117	RECORD	PCT. RANK	GAMES	SCHEDULE	OF SCHEDULE	RPI	RPI	RPI	RPI
DIV. I ONLY	1- 8	316	1- 8	120	129	250	250	19	19	
DIV. I NON-CONF.	0- 7	325	0- 7	124	58	294	294	18	18	
TOTALS	RPI 1-25	RPI 26-50	W-L RECORDS	RPI 51-100	RPI 101-150	RPI 150+				
1- 8	0- 1	0- 2	OVERALL	0- 1	0- 2	1- 2				
0- 1	0- 0	0- 0	HOME	0- 0	0- 1	0- 0				
1- 4	0- 0	0- 0	AWAY	0- 0	0- 0	1- 0				
0- 3	0- 0	0- 0	NEUTRAL	0- 1	0- 1	0- 1				
0- 7	0- 1	0- 2	NON-CONFERENCE	0- 1	0- 1	0- 2				
0- 0	0- 0	0- 0	HOME	0- 0	0- 0	0- 0				
0- 4	0- 1	0- 2	AWAY	0- 0	0- 0	0- 1				
0- 3	0- 0	0- 0	NEUTRAL	0- 1	0- 1	0- 1				
1- 1	0- 0	0- 0	CONFERENCE	0- 0	0- 1	1- 0				
0- 1	0- 0	0- 0	HOME	0- 0	0- 1	0- 0				
1- 0	0- 0	0- 0	AWAY	0- 0	0- 0	1- 0				
0- 0	0- 0	0- 0	NEUTRAL	0- 0	0- 0	0- 0				

RPI 1-25				RPI 26-50				RPI 51-100				RPI 101+ Team's RPI: 250			
RPI	S	Opponent	Score	RPI	S	Opponent	Score	RPI	S	Opponent	Score	RPI	S	Opponent	Score
4	A	South Carolina	38 93	34	A	Maryland	49 101	81	N	Hampton	42 71	101	N	Maine	43 59
				40	A	Penn St.	50 106					109	H	Quinnipiac	51 84
												265	N	Bowling Green	68 73
												300	A	Marist	73 69
												303	A	St. Francis Brooklyn	52 58
LAST 12 Division I GAMES:															
303	A	St. Francis Brooklyn	52 58	265	N	Bowling Green	68 73	4	A	South Carolina	38 93				
34	A	Maryland	49 101					81	N	Hampton	42 71	101	N	Maine	43 59
300	A	Marist	73 69					40	A	Penn St.	50 106				
109	H	Quinnipiac	51 84												

Non-Div I Games:

Saint Peter's

■ Loss,
 ■ Non-Conf,
 ■ S Site,
 ■ H Home
 ■ A Away
 N Neutral

Average RPI Win:	0	WON-LOST	WINNING	LAST 10	STRENGTH OF	OPP. STRENGTH	TEAM	ADJ.	CONF.	ADJ CONF.
Average RPI Loss:	163	RECORD	PCT. RANK	GAMES	SCHEDULE	OF SCHEDULE	RPI	RPI	RPI	RPI
DIV. I ONLY	0- 7	326	0- 7	96	334	311	311	27	27	
DIV. I NON-CONF.	0- 7	325	0- 7	96	334	311	311	27	27	
TOTALS	RPI 1-25	RPI 26-50	W-L RECORDS	RPI 51-100	RPI 101-150	RPI 150+				
0- 7	0- 0	0- 0	OVERALL	0- 1	0- 1	0- 5				
0- 1	0- 0	0- 0	HOME	0- 0	0- 0	0- 1				
0- 5	0- 0	0- 0	AWAY	0- 1	0- 1	0- 3				
0- 1	0- 0	0- 0	NEUTRAL	0- 0	0- 0	0- 1				
0- 7	0- 0	0- 0	NON-CONFERENCE	0- 1	0- 1	0- 5				
0- 1	0- 0	0- 0	HOME	0- 0	0- 0	0- 1				
0- 5	0- 0	0- 0	AWAY	0- 1	0- 1	0- 3				
0- 1	0- 0	0- 0	NEUTRAL	0- 0	0- 0	0- 1				
0- 0	0- 0	0- 0	CONFERENCE	0- 0	0- 0	0- 0				
0- 0	0- 0	0- 0	HOME	0- 0	0- 0	0- 0				
0- 0	0- 0	0- 0	AWAY	0- 0	0- 0	0- 0				
0- 0	0- 0	0- 0	NEUTRAL	0- 0	0- 0	0- 0				

RPI 1-25			RPI 26-50			RPI 51-100			RPI 101+			Team's RPI: 311
RPI	S	Opponent	Score	RPI	S	Opponent	Score	RPI	S	Opponent	Score	
						70 A Arkansas	39 71			102 A Rice	51 77	
										165 A TCU	37 81	
										187 A Prairie View	65 75	
										197 N Marshall	50 73	
										210 A UTRGV	50 78	
										210 H UTRGV	45 69	
LAST 12 Division I GAMES:												
						102 A Rice	51 77			187 A Prairie View	65 75	
						210 A UTRGV	50 78					
						197 N Marshall	50 73					
						210 H UTRGV	45 69					
						165 A TCU	37 81					
						70 A Arkansas	39 71					

Non-Div I Games: Wiley 51 57

Sam Houston St.

Average RPI Win:	255	WON-LOST	WINNING	LAST 10	STRENGTH OF	OPP. STRENGTH	TEAM	ADJ.	CONF.	ADJ CONF.
Average RPI Loss:	95	RECORD	PCT. RANK	GAMES	SCHEDULE	OF SCHEDULE	RPI	RPI	RPI	RPI
DIV. I ONLY	5- 5	152	5- 5	250	66	213	213	20	20	
DIV. I NON-CONF.	5- 5	153	5- 5	252	67	214	214	20	20	
TOTALS	RPI 1-25	RPI 26-50	W-L RECORDS	RPI 51-100	RPI 101-150	RPI 150+				
5- 5	0- 1	0- 1	OVERALL	0- 1	0- 1	5- 1				
5- 1	0- 0	0- 0	HOME	0- 0	0- 1	5- 0				
0- 4	0- 1	0- 1	AWAY	0- 1	0- 0	0- 1				
0- 0	0- 0	0- 0	NEUTRAL	0- 0	0- 0	0- 0				
5- 5	0- 1	0- 1	NON-CONFERENCE	0- 1	0- 1	5- 1				
5- 1	0- 0	0- 0	HOME	0- 0	0- 1	5- 0				
0- 4	0- 1	0- 1	AWAY	0- 1	0- 0	0- 1				
0- 0	0- 0	0- 0	NEUTRAL	0- 0	0- 0	0- 0				
0- 0	0- 0	0- 0	CONFERENCE	0- 0	0- 0	0- 0				
0- 0	0- 0	0- 0	HOME	0- 0	0- 0	0- 0				
0- 0	0- 0	0- 0	AWAY	0- 0	0- 0	0- 0				
0- 0	0- 0	0- 0	NEUTRAL	0- 0	0- 0	0- 0				

RPI 1-25					RPI 26-50					RPI 51-100					RPI 101+ Team's RPI: 213				
RPI	S	Opponent	Score		RPI	S	Opponent	Score		RPI	S	Opponent	Score		RPI	S	Opponent	Score	
22	A	Kentucky	57	80	47	A	Georgia Tech	57	62	65	A	Harvard	52	57	125	H	Belmont	54	73
															196	H	UAB	52	49
															218	A	Rhode Island	63	78
															242	H	UT Martin	69	62
															266	H	Memphis	48	42
															283	H	Alabama A&M	61	37
															290	H	Alabama St.	63	49
LAST 12 Division I GAMES:																			
218	A	Rhode Island	63	78	196	H	UAB	52	49	125	H	Belmont	54	73					
65	A	Harvard	52	57	283	H	Alabama A&M	61	37	290	H	Alabama St.	63	49					
266	H	Memphis	48	42	22	A	Kentucky	57	80	242	H	UT Martin	69	62					
47	A	Georgia Tech	57	62															

Non-Div I Games:

Samford

Average RPI Win:	258	WON-LOST	WINNING	LAST 10	STRENGTH OF	OPP. STRENGTH	TEAM	ADJ.	CONF.	ADJ CONF.
Average RPI Loss:	88	RECORD	PCT. RANK	GAMES	SCHEDULE	OF SCHEDULE	RPI	RPI	RPI	RPI
DIV. I ONLY	5- 3	115	5- 3	201	215	130	130	10	10	
DIV. I NON-CONF.	5- 3	115	5- 3	203	216	131	131	10	10	
TOTALS	RPI 1-25	RPI 26-50	W-L RECORDS	RPI 51-100	RPI 101-150	RPI 150+				
5- 3	0- 0	0- 0	OVERALL	1- 2	0- 1	4- 0				
4- 0	0- 0	0- 0	HOME	0- 0	0- 0	4- 0				
1- 3	0- 0	0- 0	AWAY	1- 0	0- 0	0- 0				
0- 0	0- 0	0- 0	NEUTRAL	0- 0	0- 0	0- 0				
5- 3	0- 0	0- 0	NON-CONFERENCE	1- 2	0- 1	4- 0				
4- 0	0- 0	0- 0	HOME	0- 0	0- 0	4- 0				
1- 3	0- 0	0- 0	AWAY	1- 2	0- 1	0- 0				
0- 0	0- 0	0- 0	NEUTRAL	0- 0	0- 0	0- 0				
0- 0	0- 0	0- 0	CONFERENCE	0- 0	0- 0	0- 0				
0- 0	0- 0	0- 0	HOME	0- 0	0- 0	0- 0				
0- 0	0- 0	0- 0	AWAY	0- 0	0- 0	0- 0				
0- 0	0- 0	0- 0	NEUTRAL	0- 0	0- 0	0- 0				

RPI 1-25				RPI 26-50				RPI 51-100				RPI 101+ Team's RPI: 130			
RPI	S	Opponent	Score	RPI	S	Opponent	Score	RPI	S	Opponent	Score	RPI	S	Opponent	Score
								58	A	Washington St.	73 83	121	A	Arizona	59 76
								86	A	Northern Colo.	51 54	261	H	Nevada	70 54
								89	A	CSUN	76 67	270	H	San Diego St.	91 53
												329	H	UC Santa Barbara	77 63
												343	H	Cal St. Fullerton	103 50
LAST 12 Division I GAMES:															
				261	H	Nevada	70 54	58	A	Washington St.	73 83				
				121	A	Arizona	59 76	329	H	UC Santa Barbara	77 63				
								86	A	Northern Colo.	51 54				
								270	H	San Diego St.	91 53				
								89	A	CSUN	76 67				
								343	H	Cal St. Fullerton	103 50				

Non-Div I Games:

San Diego

Average RPI Win:	322	WON-LOST	WINNING	LAST 10	STRENGTH OF	OPP. STRENGTH	TEAM	ADJ.	CONF.	ADJ CONF.
Average RPI Loss:	111	RECORD	PCT. RANK	GAMES	SCHEDULE	OF SCHEDULE	RPI	RPI	RPI	RPI
DIV. I ONLY	2- 6	261	2- 6	192	143	270	270	9	9	
DIV. I NON-CONF.	2- 6	260	2- 6	193	146	267	267	9	9	
TOTALS	RPI 1-25	RPI 26-50	W-L RECORDS	RPI 51-100	RPI 101-150	RPI 150+				
2- 6	0- 1	0- 0	OVERALL	0- 1	0- 3	2- 1				
1- 2	0- 1	0- 0	HOME	0- 0	0- 0	1- 1				
0- 3	0- 0	0- 0	AWAY	0- 0	0- 3	0- 0				
1- 1	0- 0	0- 0	NEUTRAL	0- 1	0- 0	1- 0				
2- 6	0- 1	0- 0	NON-CONFERENCE	0- 1	0- 3	2- 1				
1- 2	0- 1	0- 0	HOME	0- 0	0- 0	1- 1				
0- 3	0- 0	0- 0	AWAY	0- 0	0- 3	0- 0				
1- 1	0- 0	0- 0	NEUTRAL	0- 1	0- 0	1- 0				
0- 0	0- 0	0- 0	CONFERENCE	0- 0	0- 0	0- 0				
0- 0	0- 0	0- 0	HOME	0- 0	0- 0	0- 0				
0- 0	0- 0	0- 0	AWAY	0- 0	0- 0	0- 0				
0- 0	0- 0	0- 0	NEUTRAL	0- 0	0- 0	0- 0				

RPI 1-25				RPI 26-50				RPI 51-100				RPI 101+ Team's RPI: 270			
RPI	S	Opponent	Score	RPI	S	Opponent	Score	RPI	S	Opponent	Score	RPI	S	Opponent	Score
25	H	Michigan	57 92					54	N	UT Arlington	58 64	115	A	UC Davis	55 75
												123	A	UC Riverside	44 72
												130	A	San Diego	53 91
												217	H	Loyola Marymount	53 60
												315	N	Central Conn. St.	80 62
												329	H	UC Santa Barbara	84 70
LAST 12 Division I GAMES:															
329	H	UC Santa Barbara	84 70	130	A	San Diego	53 91								
25	H	Michigan	57 92	123	A	UC Riverside	44 72								
115	A	UC Davis	55 75												
315	N	Central Conn. St.	80 62												
54	N	UT Arlington	58 64												
217	H	Loyola Marymount	53 60												

Non-Div I Games: San Diego Christian80 70

San Diego St.

San Francisco

Through Games Of Dec. 11, 2016

Average RPI Win:	230	WON-LOST	WINNING	LAST 10	STRENGTH OF	OPP. STRENGTH	TEAM	ADJ.	CONF.	ADJ CONF.
Average RPI Loss:	101	RECORD	PCT. RANK	GAMES	SCHEDULE	OF SCHEDULE	RPI	RPI	RPI	RPI
DIV. I ONLY	5- 4	139	5- 4	267	70	166	166	10	10	
DIV. I NON-CONF.	5- 4	142	5- 4	268	71	166	166	10	10	
TOTALS	RPI 1-25	RPI 26-50	W-L RECORDS	RPI 51-100	RPI 101-150	RPI 150+				
5- 4	0- 0	0- 1	OVERALL	0- 2	1- 0	4- 1				
4- 0	0- 0	0- 0	HOME	0- 0	1- 0	3- 0				
0- 4	0- 0	0- 1	AWAY	0- 2	0- 0	0- 1				
1- 0	0- 0	0- 0	NEUTRAL	0- 0	0- 0	1- 0				
5- 4	0- 0	0- 1	NON-CONFERENCE	0- 2	1- 0	4- 1				
4- 0	0- 0	0- 0	HOME	0- 0	1- 0	3- 0				
0- 4	0- 0	0- 1	AWAY	0- 2	0- 0	0- 1				
1- 0	0- 0	0- 0	NEUTRAL	0- 0	0- 0	1- 0				
0- 0	0- 0	0- 0	CONFERENCE	0- 0	0- 0	0- 0				
0- 0	0- 0	0- 0	HOME	0- 0	0- 0	0- 0				
0- 0	0- 0	0- 0	AWAY	0- 0	0- 0	0- 0				
0- 0	0- 0	0- 0	NEUTRAL	0- 0	0- 0	0- 0				

RPI 1-25				RPI 26-50				RPI 51-100				RPI 101+				Team's RPI: 166	
RPI	S	Opponent	Score	RPI	S	Opponent	Score	RPI	S	Opponent	Score	RPI	S	Opponent	Score		
				29	A	California	52 75	58	A	Washington St.	35 73	138	H	Long Beach St.	73 71		
								97	A	Fresno St.	48 61	219	H	San Jose St.	79 71		
												221	A	North Dakota	63 71		
												228	H	Sacramento St.	91 80		
												258	N	Western Caro.	73 52		
												306	H	Seattle U	73 59		
LAST 12 Division I GAMES:																	
				29	A	California	52 75	219	H	San Jose St.	79 71						
				138	H	Long Beach St.	73 71	221	A	North Dakota	63 71						
				58	A	Washington St.	35 73	97	A	Fresno St.	48 61						
				306	H	Seattle U	73 59	258	N	Western Caro.	73 52						
				228	H	Sacramento St.	91 80										

Non-Div I Games:

San Francisco

■ Loss,
 ■ Non-Conf,
 ■ S Site,
 ■ H Home
 ■ A Away
 N Neutral

Average RPI Win:	169	WON-LOST	WINNING	LAST 10	STRENGTH OF	OPP. STRENGTH	TEAM	ADJ.	CONF.	ADJ CONF.
Average RPI Loss:	116	RECORD	PCT. RANK	GAMES	SCHEDULE	OF SCHEDULE	RPI	RPI	RPI	RPI
DIV. I ONLY	2- 9	292	2- 8	101	92	219	219	9	9	
DIV. I NON-CONF.	2- 9	290	2- 9	101	94	220	220	9	9	
TOTALS	RPI 1-25	RPI 26-50	W-L RECORDS	RPI 51-100	RPI 101-150	RPI 150+				
2- 9	0- 1	0- 1	OVERALL	0- 3	1- 0	1- 4				
1- 2	0- 0	0- 0	HOME	0- 1	1- 0	0- 1				
1- 5	0- 0	0- 1	AWAY	0- 1	0- 0	1- 2				
0- 2	0- 1	0- 0	NEUTRAL	0- 1	0- 0	0- 0				
2- 9	0- 1	0- 1	NON-CONFERENCE	0- 3	1- 0	1- 4				
1- 2	0- 0	0- 0	HOME	0- 1	1- 0	0- 1				
1- 5	0- 0	0- 1	AWAY	0- 1	0- 0	1- 3				
0- 2	0- 1	0- 0	NEUTRAL	0- 1	0- 0	0- 0				
0- 0	0- 0	0- 0	CONFERENCE	0- 0	0- 0	0- 0				
0- 0	0- 0	0- 0	HOME	0- 0	0- 0	0- 0				
0- 0	0- 0	0- 0	AWAY	0- 0	0- 0	0- 0				
0- 0	0- 0	0- 0	NEUTRAL	0- 0	0- 0	0- 0				

RPI 1-25				RPI 26-50				RPI 51-100				RPI 101+				Team's RPI: 219	
RPI	S	Opponent	Score	RPI	S	Opponent	Score	RPI	S	Opponent	Score	RPI	S	Opponent	Score		
6	N	Mississippi St.	51 88	35	A	Arizona St.	37 82	66	N	Oregon	62 91	117	H	Santa Clara	75 64		
								67	A	South Dakota	69 84	151	A	Nebraska	61 83		
								91	H	St. Mary's (CA)	64 85	166	A	San Francisco	71 79		
												220	A	Hawaii	77 61		
												226	H	Pacific	96 99		
												236	A	New Mexico St.	55 66		
LAST 12 Division I GAMES:																	
				67	A	South Dakota	69 84	151	A	Nebraska	61 83						
				117	H	Santa Clara	75 64	166	A	San Francisco	71 79						
				226	H	Pacific	96 99	91	H	St. Mary's (CA)	64 85						
				35	A	Arizona St.	37 82	66	N	Oregon	62 91						
				236	A	New Mexico St.	55 66	6	N	Mississippi St.	51 88						
								220	A	Hawaii	77 61						

Non-Div I Games:

San Jose St.

■ Loss,
■ Non-Conf,
■ S Site,
■ H Home
■ A Away
N Neutral

Santa Clara

Through Games Of Dec. 11, 2016

Average RPI Win:	184	WON-LOST	WINNING	LAST 10	STRENGTH OF	OPP. STRENGTH	TEAM	ADJ.	CONF.	ADJ CONF.
Average RPI Loss:	112	RECORD	PCT. RANK	GAMES	SCHEDULE	OF SCHEDULE	RPI	RPI	RPI	RPI
DIV. I ONLY	3- 3	152	3- 3	112	198	117	117	10	10	
DIV. I NON-CONF.	3- 3	153	3- 3	113	197	118	118	10	10	
TOTALS	RPI 1-25	RPI 26-50	W-L RECORDS	RPI 51-100	RPI 101-150	RPI 150+				
3- 3	0- 0	0- 1	OVERALL	1- 1	0- 0	2- 1				
1- 0	0- 0	0- 0	HOME	0- 0	0- 0	1- 0				
1- 2	0- 0	0- 0	AWAY	0- 0	0- 0	1- 0				
1- 1	0- 0	0- 0	NEUTRAL	1- 1	0- 0	0- 0				
3- 3	0- 0	0- 1	NON-CONFERENCE	1- 1	0- 0	2- 1				
1- 0	0- 0	0- 0	HOME	0- 0	0- 0	1- 0				
1- 2	0- 0	0- 1	AWAY	0- 0	0- 0	1- 1				
1- 1	0- 0	0- 0	NEUTRAL	1- 1	0- 0	0- 0				
0- 0	0- 0	0- 0	CONFERENCE	0- 0	0- 0	0- 0				
0- 0	0- 0	0- 0	HOME	0- 0	0- 0	0- 0				
0- 0	0- 0	0- 0	AWAY	0- 0	0- 0	0- 0				
0- 0	0- 0	0- 0	NEUTRAL	0- 0	0- 0	0- 0				

RPI 1-25				RPI 26-50				RPI 51-100				RPI 101+				Team's RPI: 117	
RPI	S	Opponent	Score	RPI	S	Opponent	Score	RPI	S	Opponent	Score	RPI	S	Opponent	Score		
				29	A	California	58 73	52	N	Marquette	65 62	171	H	Idaho St.	82 78		
								88	N	Montana St.	50 77	219	A	San Jose St.	64 75		
												329	A	UC Santa Barbara	69 58		
LAST 12 Division I GAMES:																	
				329	A	UC Santa Barbara	69 58	52	N	Marquette	65 62						
				88	N	Montana St.	50 77	219	A	San Jose St.	64 75						
								29	A	California	58 73						
								171	H	Idaho St.	82 78						

Non-Div I Games: UC Santa Cruz 85 39

Santa Clara

Loss, Non-Conf, S Site, H Home A Away N Neutral

Average RPI Win:	290	WON-LOST	WINNING	LAST 10	STRENGTH OF	OPP. STRENGTH	TEAM	ADJ.	CONF.	ADJ CONF.
Average RPI Loss:	151	RECORD	PCT. RANK	GAMES	SCHEDULE	OF SCHEDULE	RPI	RPI	RPI	RPI
DIV. I ONLY	1- 7	308	1- 7	263	141	323	323	31	31	
DIV. I NON-CONF.	1- 7	308	1- 7	265	144	323	323	31	31	
TOTALS	RPI 1-25	RPI 26-50	W-L RECORDS	RPI 51-100	RPI 101-150	RPI 150+				
1- 7	0- 0	0- 1	OVERALL	0- 2	0- 0	1- 4				
1- 3	0- 0	0- 0	HOME	0- 1	0- 0	1- 2				
0- 4	0- 0	0- 1	AWAY	0- 1	0- 0	0- 2				
0- 0	0- 0	0- 0	NEUTRAL	0- 0	0- 0	0- 0				
1- 7	0- 0	0- 1	NON-CONFERENCE	0- 2	0- 0	1- 4				
1- 3	0- 0	0- 0	HOME	0- 1	0- 0	1- 2				
0- 4	0- 0	0- 1	AWAY	0- 1	0- 0	0- 2				
0- 0	0- 0	0- 0	NEUTRAL	0- 0	0- 0	0- 0				
0- 0	0- 0	0- 0	CONFERENCE	0- 0	0- 0	0- 0				
0- 0	0- 0	0- 0	HOME	0- 0	0- 0	0- 0				
0- 0	0- 0	0- 0	AWAY	0- 0	0- 0	0- 0				
0- 0	0- 0	0- 0	NEUTRAL	0- 0	0- 0	0- 0				

RPI	S	Opponent	Score	RPI	S	Opponent	Score	RPI	S	Opponent	Score	RPI	S	Opponent	Score	Team's RPI: 323
28	A	Auburn	46	75	73	H	Jacksonville	40	55	170	A	Seton Hall	60	74		
					87	A	Iowa St.	51	74	191	H	Ga. Southern	45	50		
										253	H	Jacksonville St.	57	64		
										254	A	Kennesaw St.	60	72		
										290	H	Alabama St.	54	39		
LAST 12 Division I GAMES:																
191	H	Ga. Southern	45	50	28	A	Auburn	46	75							
73	H	Jacksonville	40	55	253	H	Jacksonville St.	57	64							
254	A	Kennesaw St.	60	72												
87	A	Iowa St.	51	74												
290	H	Alabama St.	54	39												
170	A	Seton Hall	60	74												

Non-Div I Games: Columbia (SC) 68 52

Savannah St.

Average RPI Win:	335	WON-LOST	WINNING	LAST 10	STRENGTH OF	OPP. STRENGTH	TEAM	ADJ.	CONF.	ADJ CONF.
Average RPI Loss:	125	RECORD	PCT. RANK	GAMES	SCHEDULE	OF SCHEDULE	RPI	RPI	RPI	RPI
DIV. I ONLY	2- 8	289	2- 8	208	240	306	306	29	29	
DIV. I NON-CONF.	2- 8	287	2- 8	210	239	306	306	29	29	
TOTALS	RPI 1-25	RPI 26-50	W-L RECORDS	RPI 51-100	RPI 101-150	RPI 150+				
2- 8	0- 2	0- 0	OVERALL	0- 1	0- 2	2- 3				
2- 4	0- 1	0- 0	HOME	0- 0	0- 1	2- 2				
0- 4	0- 1	0- 0	AWAY	0- 1	0- 1	0- 1				
0- 0	0- 0	0- 0	NEUTRAL	0- 0	0- 0	0- 0				
2- 8	0- 2	0- 0	NON-CONFERENCE	0- 1	0- 2	2- 3				
2- 4	0- 1	0- 0	HOME	0- 0	0- 1	2- 2				
0- 4	0- 1	0- 0	AWAY	0- 1	0- 1	0- 1				
0- 0	0- 0	0- 0	NEUTRAL	0- 0	0- 0	0- 0				
0- 0	0- 0	0- 0	CONFERENCE	0- 0	0- 0	0- 0				
0- 0	0- 0	0- 0	HOME	0- 0	0- 0	0- 0				
0- 0	0- 0	0- 0	AWAY	0- 0	0- 0	0- 0				
0- 0	0- 0	0- 0	NEUTRAL	0- 0	0- 0	0- 0				

RPI 1-25				RPI 26-50				RPI 51-100				RPI 101+ Team's RPI: 306			
RPI	S	Opponent	Score	RPI	S	Opponent	Score	RPI	S	Opponent	Score	RPI	S	Opponent	Score
8	H	Washington	64 94					88	A	Montana St.	56 75	123	A	UC Riverside	54 58
16	A	Boise St.	68 73									124	H	Idaho	64 68
												166	A	San Francisco	59 73
												217	H	Loyola Marymount	59 62
												257	H	Portland St.	71 79
												329	H	UC Santa Barbara	58 53
												341	H	Montana	60 44
LAST 12 Division I GAMES:															
16	A	Boise St.	68 73	123	A	UC Riverside	54 58	88	A	Montana St.	56 75	341	H	Montana	60 44
329	H	UC Santa Barbara	58 53	217	H	Loyola Marymount	59 62	8	H	Washington	64 94	257	H	Portland St.	71 79
166	A	San Francisco	59 73												
124	H	Idaho	64 68												

Non-Div I Games:

Seattle U

Average RPI Win:	241	WON-LOST	WINNING	LAST 10	STRENGTH OF	OPP. STRENGTH	TEAM	ADJ.	CONF.	ADJ CONF.
Average RPI Loss:	101	RECORD	PCT. RANK	GAMES	SCHEDULE	OF SCHEDULE	RPI	RPI	RPI	RPI
DIV. I ONLY	6- 3	92	6- 3	290	76	170	170	6	6	
DIV. I NON-CONF.	6- 3	91	6- 3	291	77	171	171	6	6	
TOTALS	RPI 1-25	RPI 26-50	W-L RECORDS	RPI 51-100	RPI 101-150	RPI 150+				
6- 3	0- 1	0- 0	OVERALL	1- 1	0- 0	5- 1				
5- 1	0- 0	0- 0	HOME	1- 1	0- 0	4- 0				
1- 2	0- 1	0- 0	AWAY	0- 0	0- 0	1- 1				
0- 0	0- 0	0- 0	NEUTRAL	0- 0	0- 0	0- 0				
6- 3	0- 1	0- 0	NON-CONFERENCE	1- 1	0- 0	5- 1				
5- 1	0- 0	0- 0	HOME	1- 1	0- 0	4- 0				
1- 2	0- 1	0- 0	AWAY	0- 0	0- 0	1- 1				
0- 0	0- 0	0- 0	NEUTRAL	0- 0	0- 0	0- 0				
0- 0	0- 0	0- 0	CONFERENCE	0- 0	0- 0	0- 0				
0- 0	0- 0	0- 0	HOME	0- 0	0- 0	0- 0				
0- 0	0- 0	0- 0	AWAY	0- 0	0- 0	0- 0				
0- 0	0- 0	0- 0	NEUTRAL	0- 0	0- 0	0- 0				

RPI 1-25				RPI 26-50				RPI 51-100				RPI 101+				Team's RPI: 170	
RPI	S	Opponent	Score	RPI	S	Opponent	Score	RPI	S	Opponent	Score	RPI	S	Opponent	Score		
18	A	Minnesota	57 90					54	H	UT Arlington	61 86	158	H	Boston College	71 66		
								56	H	Wake Forest	70 63	231	A	Princeton	67 94		
												293	H	LIU Brooklyn	77 59		
												300	A	Marist	76 63		
												315	H	Central Conn. St.	78 70		
												323	H	Savannah St.	74 60		
LAST 12 Division I GAMES:																	
293	H	LIU Brooklyn	77 59	231	A	Princeton	67 94										
56	H	Wake Forest	70 63	54	H	UT Arlington	61 86										
323	H	Savannah St.	74 60	315	H	Central Conn. St.	78 70										
				18	A	Minnesota	57 90										
				158	H	Boston College	71 66										
				300	A	Marist	76 63										

Non-Div I Games:

Seton Hall

Average RPI Win:	241	WON-LOST	WINNING	LAST 10	STRENGTH OF	OPP. STRENGTH	TEAM	ADJ.	CONF.	ADJ CONF.
Average RPI Loss:	139	RECORD	PCT. RANK	GAMES	SCHEDULE	OF SCHEDULE	RPI	RPI	RPI	RPI
DIV. I ONLY	2- 6	261	2- 6	124	281	264	264	19	19	
DIV. I NON-CONF.	1- 5	292	1- 5	148	238	293	293	18	18	
TOTALS	RPI 1-25	RPI 26-50	W-L RECORDS	RPI 51-100	RPI 101-150	RPI 150+				
2- 6	0- 0	0- 0	OVERALL	0- 1	0- 3	2- 2				
2- 2	0- 0	0- 0	HOME	0- 0	0- 0	2- 2				
0- 4	0- 0	0- 0	AWAY	0- 1	0- 3	0- 0				
0- 0	0- 0	0- 0	NEUTRAL	0- 0	0- 0	0- 0				
1- 5	0- 0	0- 0	NON-CONFERENCE	0- 1	0- 2	1- 2				
1- 2	0- 0	0- 0	HOME	0- 0	0- 0	1- 2				
0- 3	0- 0	0- 0	AWAY	0- 1	0- 2	0- 0				
0- 0	0- 0	0- 0	NEUTRAL	0- 0	0- 0	0- 0				
1- 1	0- 0	0- 0	CONFERENCE	0- 0	0- 1	1- 0				
1- 0	0- 0	0- 0	HOME	0- 0	0- 0	1- 0				
0- 1	0- 0	0- 0	AWAY	0- 0	0- 1	0- 0				
0- 0	0- 0	0- 0	NEUTRAL	0- 0	0- 0	0- 0				

RPI 1-25				RPI 26-50				RPI 51-100				RPI 101+				Team's RPI: 264	
RPI	S	Opponent	Score	RPI	S	Opponent	Score	RPI	S	Opponent	Score	RPI	S	Opponent	Score		
								92	A	Syracuse	65	102	109	A	Quinnipiac	47	73
													141	A	Albany (NY)	86	88
													142	A	FGCU	42	66
													174	H	Hartford	76	80
													176	H	New Hampshire	67	77
													209	H	Colgate	71	63
													272	H	Fairfield	67	52
LAST 12 Division I GAMES:																	
				142	A	FGCU	42	66	209	H	Colgate	71	63				
				176	H	New Hampshire	67	77	174	H	Hartford	76	80				
				109	A	Quinnipiac	47	73	92	A	Syracuse	65	102				
				272	H	Fairfield	67	52									
				141	A	Albany (NY)	86	88									

Non-Div I Games:

Siena

Average RPI Win:	146	WON-LOST	WINNING	LAST 10	STRENGTH OF	OPP. STRENGTH	TEAM	ADJ.	CONF.	ADJ CONF.
Average RPI Loss:	88	RECORD	PCT. RANK	GAMES	SCHEDULE	OF SCHEDULE	RPI	RPI	RPI	RPI
DIV. I ONLY	2- 4	232	2- 4	28	159	107	107	17	17	
DIV. I NON-CONF.	2- 4	233	2- 4	28	160	109	109	17	17	
TOTALS	RPI 1-25	RPI 26-50	W-L RECORDS	RPI 51-100	RPI 101-150	RPI 150+				
2- 4	0- 0	0- 1	OVERALL	0- 1	2- 2	0- 0				
0- 1	0- 0	0- 0	HOME	0- 0	0- 1	0- 0				
1- 2	0- 0	0- 0	AWAY	0- 1	1- 1	0- 0				
1- 1	0- 0	0- 1	NEUTRAL	0- 0	1- 0	0- 0				
2- 4	0- 0	0- 1	NON-CONFERENCE	0- 1	2- 2	0- 0				
0- 1	0- 0	0- 0	HOME	0- 0	0- 1	0- 0				
1- 2	0- 0	0- 0	AWAY	0- 1	1- 1	0- 0				
1- 1	0- 0	0- 1	NEUTRAL	0- 0	1- 0	0- 0				
0- 0	0- 0	0- 0	CONFERENCE	0- 0	0- 0	0- 0				
0- 0	0- 0	0- 0	HOME	0- 0	0- 0	0- 0				
0- 0	0- 0	0- 0	AWAY	0- 0	0- 0	0- 0				
0- 0	0- 0	0- 0	NEUTRAL	0- 0	0- 0	0- 0				

RPI S	Opponent	Score	RPI S	Opponent	Score	RPI S	Opponent	Score	RPI S	Opponent	Score	Team's RPI: 107
31 N	Florida	33 85	73 A	Jacksonville	55 62	104 A	UCF	58 70	143 N	North Florida	62 55	
						144 H	Southern Miss.	48 57	149 A	New Orleans	65 62	
LAST 12 Division I GAMES:												
149 A	New Orleans	65 62	144 H	Southern Miss.	48 57							
104 A	UCF	58 70	73 A	Jacksonville	55 62							
31 N	Florida	33 85	143 N	North Florida	62 55							

Non-Div I Games: Spring Hill 38 33

South Ala.

Average RPI Win:	97	WON-LOST	WINNING	LAST 10	STRENGTH OF	OPP. STRENGTH	TEAM	ADJ.	CONF.	ADJ CONF.
Average RPI Loss:	42	RECORD	PCT. RANK	GAMES	SCHEDULE	OF SCHEDULE	RPI	RPI	RPI	RPI
DIV. I ONLY	7- 1	29	7- 1	37	5	4	4	2	2	
DIV. I NON-CONF.	7- 1	29	7- 1	37	5	4	4	2	2	
TOTALS	RPI 1-25	RPI 26-50	W-L RECORDS	RPI 51-100	RPI 101-150	RPI 150+				
7- 1	1- 0	0- 1	OVERALL	4- 0	1- 0	1- 0				
4- 0	1- 0	0- 0	HOME	1- 0	1- 0	1- 0				
2- 1	0- 0	0- 1	AWAY	2- 0	0- 0	0- 0				
1- 0	0- 0	0- 0	NEUTRAL	1- 0	0- 0	0- 0				
7- 1	1- 0	0- 1	NON-CONFERENCE	4- 0	1- 0	1- 0				
4- 0	1- 0	0- 0	HOME	1- 0	1- 0	1- 0				
2- 1	0- 0	0- 1	AWAY	2- 0	0- 0	0- 0				
1- 0	0- 0	0- 0	NEUTRAL	1- 0	0- 0	0- 0				
0- 0	0- 0	0- 0	CONFERENCE	0- 0	0- 0	0- 0				
0- 0	0- 0	0- 0	HOME	0- 0	0- 0	0- 0				
0- 0	0- 0	0- 0	AWAY	0- 0	0- 0	0- 0				
0- 0	0- 0	0- 0	NEUTRAL	0- 0	0- 0	0- 0				

RPI 1-25				Team's RPI:	4	RPI 26-50				RPI 51-100				RPI 101+			
RPI	S	Opponent	Score			RPI	S	Opponent	Score	RPI	S	Opponent	Score	RPI	S	Opponent	Score
18	H	Minnesota	98 58			42	A	Duke	63 74	61	N	Louisville	83 59	101	H	Maine	79 42
										75	A	Ohio St.	92 80	250	H	Saint Peter's	93 38
										81	H	Hampton	92 38				
										90	A	Texas	76 67				
LAST 12 Division I GAMES:																	
18	H	Minnesota	98 58			61	N	Louisville	83 59								
42	A	Duke	63 74			250	H	Saint Peter's	93 38								
90	A	Texas	76 67			101	H	Maine	79 42								
						81	H	Hampton	92 38								
						75	A	Ohio St.	92 80								

Non-Div I Games:

South Carolina

■ Loss,
 ■ Non-Conf,
 S Site,
 ■ Home
 ■ Away
 N Neutral

Average RPI Win:	328	WON-LOST	WINNING	LAST 10	STRENGTH OF	OPP. STRENGTH	TEAM	ADJ.	CONF.	ADJ CONF.
Average RPI Loss:	117	RECORD	PCT. RANK	GAMES	SCHEDULE	OF SCHEDULE	RPI	RPI	RPI	RPI
DIV. I ONLY	1- 3	261	1- 3	332	88	285	285	31	31	
DIV. I NON-CONF.	1- 3	260	1- 3	332	89	282	282	31	31	
TOTALS	RPI 1-25	RPI 26-50	W-L RECORDS	RPI 51-100	RPI 101-150	RPI 150+				
1- 3	0- 0	0- 1	OVERALL	0- 0	0- 1	1- 1				
0- 0	0- 0	0- 0	HOME	0- 0	0- 0	0- 0				
1- 3	0- 0	0- 1	AWAY	0- 0	0- 1	1- 1				
0- 0	0- 0	0- 0	NEUTRAL	0- 0	0- 0	0- 0				
1- 3	0- 0	0- 1	NON-CONFERENCE	0- 0	0- 1	1- 1				
0- 0	0- 0	0- 0	HOME	0- 0	0- 0	0- 0				
1- 3	0- 0	0- 1	AWAY	0- 0	0- 1	1- 1				
0- 0	0- 0	0- 0	NEUTRAL	0- 0	0- 0	0- 0				
0- 0	0- 0	0- 0	CONFERENCE	0- 0	0- 0	0- 0				
0- 0	0- 0	0- 0	HOME	0- 0	0- 0	0- 0				
0- 0	0- 0	0- 0	AWAY	0- 0	0- 0	0- 0				
0- 0	0- 0	0- 0	NEUTRAL	0- 0	0- 0	0- 0				

RPI 1-25			RPI 26-50			RPI 51-100			RPI 101+			Team's RPI: 285
RPI	S	Opponent	Score	RPI	S	Opponent	Score	RPI	S	Opponent	Score	
				30	A	Georgia	50 64					
								108	A	Charleston So.	62 67	
								214	A	Wofford	65 66	
								328	A	Winthrop	63 55	
LAST 12 Division I GAMES:												
				214	A	Wofford	65 66	108	A	Charleston So.	62 67	
				328	A	Winthrop	63 55					
				30	A	Georgia	50 64					

Non-Div I Games: St. Andrews 72 35 Morris 85 57

South Carolina St.

Loss, Non-Conf, S Site, Home A Away N Neutral

South Dakota

Through Games Of Dec. 11, 2016

Average RPI Win:	175	WON-LOST	WINNING	LAST 10	STRENGTH OF	OPP. STRENGTH	TEAM	ADJ.	CONF.	ADJ CONF.
Average RPI Loss:	128	RECORD	PCT. RANK	GAMES	SCHEDULE	OF SCHEDULE	RPI	RPI	RPI	RPI
DIV. I ONLY	7- 2	50	7- 2	206	61	67	67	14	14	
DIV. I NON-CONF.	7- 2	50	7- 2	208	62	68	68	14	14	
TOTALS	RPI 1-25	RPI 26-50	W-L RECORDS	RPI 51-100	RPI 101-150	RPI 150+				
7- 2	0- 0	1- 0	OVERALL	0- 1	2- 0	4- 1				
3- 0	0- 0	1- 0	HOME	0- 0	0- 0	2- 0				
3- 2	0- 0	0- 0	AWAY	0- 1	1- 0	2- 1				
1- 0	0- 0	0- 0	NEUTRAL	0- 0	1- 0	0- 0				
7- 2	0- 0	1- 0	NON-CONFERENCE	0- 1	2- 0	4- 1				
3- 0	0- 0	1- 0	HOME	0- 0	0- 0	2- 0				
3- 2	0- 0	0- 0	AWAY	0- 1	1- 0	2- 1				
1- 0	0- 0	0- 0	NEUTRAL	0- 0	1- 0	0- 0				
0- 0	0- 0	0- 0	CONFERENCE	0- 0	0- 0	0- 0				
0- 0	0- 0	0- 0	HOME	0- 0	0- 0	0- 0				
0- 0	0- 0	0- 0	AWAY	0- 0	0- 0	0- 0				
0- 0	0- 0	0- 0	NEUTRAL	0- 0	0- 0	0- 0				

RPI 1-25			RPI 26-50			RPI 51-100			Team's RPI: 67	RPI 101+		
RPI	S	Opponent	Score	RPI	S	Opponent	Score	RPI	S	Opponent	Score	
				43	H	SFA	80 74	70	A	Arkansas	67 70	
										123	A	UC Riverside 61 55
										146	N	SIUE 75 68
										156	A	Tulsa 71 68
										186	A	Wyoming 62 69
										219	H	San Jose St. 84 69
										244	A	CSU Bakersfield 75 60
										295	H	Illinois 77 68
LAST 12 Division I GAMES:												
				219	H	San Jose St.	84 69	244	A	CSU Bakersfield	75 60	
				295	H	Illinois	77 68	123	A	UC Riverside	61 55	
				186	A	Wyoming	62 69	156	A	Tulsa	71 68	
								70	A	Arkansas	67 70	
								43	H	SFA	80 74	
								146	N	SIUE	75 68	

Non-Div I Games: Concordia-St. Paul 83 58

South Dakota

Loss, Non-Conf, S Site, H Home A Away N Neutral

Average RPI Win:	166	WON-LOST	WINNING	LAST 10	STRENGTH OF	OPP. STRENGTH	TEAM	ADJ.	CONF.	ADJ CONF.
Average RPI Loss:	21	RECORD	PCT. RANK	GAMES	SCHEDULE	OF SCHEDULE	RPI	RPI	RPI	RPI
DIV. I ONLY	8- 2	43	8- 2	160	17	60	60	14	14	
DIV. I NON-CONF.	8- 2	43	8- 2	159	16	61	61	14	14	
TOTALS	RPI 1-25	RPI 26-50	W-L RECORDS	RPI 51-100	RPI 101-150	RPI 150+				
8- 2	0- 1	2- 1	OVERALL	1- 0	2- 0	3- 0				
4- 1	0- 1	0- 0	HOME	1- 0	2- 0	1- 0				
3- 1	0- 0	2- 1	AWAY	0- 0	0- 0	1- 0				
1- 0	0- 0	0- 0	NEUTRAL	0- 0	0- 0	1- 0				
8- 2	0- 1	2- 1	NON-CONFERENCE	1- 0	2- 0	3- 0				
4- 1	0- 1	0- 0	HOME	1- 0	2- 0	1- 0				
3- 1	0- 0	2- 1	AWAY	0- 0	0- 0	1- 0				
1- 0	0- 0	0- 0	NEUTRAL	0- 0	0- 0	1- 0				
0- 0	0- 0	0- 0	CONFERENCE	0- 0	0- 0	0- 0				
0- 0	0- 0	0- 0	HOME	0- 0	0- 0	0- 0				
0- 0	0- 0	0- 0	AWAY	0- 0	0- 0	0- 0				
0- 0	0- 0	0- 0	NEUTRAL	0- 0	0- 0	0- 0				

RPI 1-25				RPI 26-50				RPI 51-100 Team's RPI: 60				RPI 101+			
RPI	S	Opponent	Score	RPI	S	Opponent	Score	RPI	S	Opponent	Score	RPI	S	Opponent	Score
3	H	Green Bay	43 67	39	A	Oklahoma	60 74	95	H	George Washington	60 55	131	H	Creighton	63 56
				44	A	Iowa	66 64					146	H	SIUE	82 49
				46	A	UNI	61 50					221	A	North Dakota	83 72
												301	H	Ark.-Pine Bluff	103 45
												341	N	Montana	84 43
LAST 12 Division I GAMES:															
				95	H	George Washington	60 55	44	A	Iowa	66 64				
				3	H	Green Bay	43 67	341	N	Montana	84 43				
				221	A	North Dakota	83 72	146	H	SIUE	82 49				
				301	H	Ark.-Pine Bluff	103 45	131	H	Creighton	63 56				
				46	A	UNI	61 50								
				39	A	Oklahoma	60 74								

Non-Div I Games:

South Dakota St.

■ Loss,
 ■ Non-Conf,
 ■ S Site,
 ■ H Home
 ■ A Away
 N Neutral

Average RPI Win:	141	WON-LOST	WINNING	LAST 10	STRENGTH OF	OPP. STRENGTH	TEAM	ADJ.	CONF.	ADJ CONF.
Average RPI Loss:	0	RECORD	PCT. RANK	GAMES	SCHEDULE	OF SCHEDULE	RPI	RPI	RPI	RPI
DIV. I ONLY	7- 0	1	7- 0	110	25	14	14	5	5	
DIV. I NON-CONF.	7- 0	1	7- 0	111	25	14	14	5	5	
TOTALS	RPI 1-25	RPI 26-50	W-L RECORDS	RPI 51-100	RPI 101-150	RPI 150+				
7- 0	0- 0	2- 0	OVERALL	1- 0	1- 0	3- 0				
3- 0	0- 0	0- 0	HOME	1- 0	1- 0	1- 0				
2- 0	0- 0	0- 0	AWAY	0- 0	0- 0	2- 0				
2- 0	0- 0	2- 0	NEUTRAL	0- 0	0- 0	0- 0				
7- 0	0- 0	2- 0	NON-CONFERENCE	1- 0	1- 0	3- 0				
3- 0	0- 0	0- 0	HOME	1- 0	1- 0	1- 0				
2- 0	0- 0	0- 0	AWAY	0- 0	0- 0	2- 0				
2- 0	0- 0	2- 0	NEUTRAL	0- 0	0- 0	0- 0				
0- 0	0- 0	0- 0	CONFERENCE	0- 0	0- 0	0- 0				
0- 0	0- 0	0- 0	HOME	0- 0	0- 0	0- 0				
0- 0	0- 0	0- 0	AWAY	0- 0	0- 0	0- 0				
0- 0	0- 0	0- 0	NEUTRAL	0- 0	0- 0	0- 0				

RPI 1-25				Team's RPI: 14		RPI 26-50				RPI 51-100				RPI 101+			
RPI	S	Opponent	Score	RPI	S	Opponent	Score	RPI	S	Opponent	Score	RPI	S	Opponent	Score		
				30	N	Georgia	81 65					143	H	North Florida	78 42		
				33	N	North Carolina	83 55					204	H	FIU	91 41		
												251	A	Butler	74 59		
												256	A	Arkansas St.	78 59		
LAST 12 Division I GAMES:																	
				204	H	FIU	91 41					256	A	Arkansas St.	78 59		
				30	N	Georgia	81 65					251	A	Butler	74 59		
				33	N	North Carolina	83 55										
				73	H	Jacksonville	64 52										
				143	H	North Florida	78 42										

Non-Div I Games:

South Fla.

Average RPI Win:	314	WON-LOST	WINNING	LAST 10	STRENGTH OF	OPP. STRENGTH	TEAM	ADJ.	CONF.	ADJ CONF.
Average RPI Loss:	145	RECORD	PCT. RANK	GAMES	SCHEDULE	OF SCHEDULE	RPI	RPI	RPI	RPI
DIV. I ONLY	3- 6	232	3- 5	242	311	284	284	28	28	
DIV. I NON-CONF.	3- 6	233	3- 6	243	311	281	281	28	28	
TOTALS	RPI 1-25	RPI 26-50	W-L RECORDS	RPI 51-100	RPI 101-150	RPI 150+				
3- 6	0- 0	0- 0	OVERALL	0- 2	0- 1	3- 3				
1- 3	0- 0	0- 0	HOME	0- 1	0- 0	1- 2				
1- 2	0- 0	0- 0	AWAY	0- 1	0- 0	1- 1				
1- 1	0- 0	0- 0	NEUTRAL	0- 0	0- 1	1- 0				
3- 6	0- 0	0- 0	NON-CONFERENCE	0- 2	0- 1	3- 3				
1- 3	0- 0	0- 0	HOME	0- 1	0- 0	1- 2				
1- 2	0- 0	0- 0	AWAY	0- 1	0- 0	1- 1				
1- 1	0- 0	0- 0	NEUTRAL	0- 0	0- 1	1- 0				
0- 0	0- 0	0- 0	CONFERENCE	0- 0	0- 0	0- 0				
0- 0	0- 0	0- 0	HOME	0- 0	0- 0	0- 0				
0- 0	0- 0	0- 0	AWAY	0- 0	0- 0	0- 0				
0- 0	0- 0	0- 0	NEUTRAL	0- 0	0- 0	0- 0				

RPI 1-25			RPI 26-50			RPI 51-100			RPI 101+			Team's RPI: 284
RPI	S	Opponent	Score	RPI	S	Opponent	Score	RPI	S	Opponent	Score	
						71 A Xavier	48 54	127 N Louisiana		78 82		
						84 H Western Ill.	87 100	179 H Saint Louis		50 89		
								194 H Cincinnati		75 83		
								212 A Southern Ill.		70 77		
								263 A Evansville		76 74		
								336 H Lipscomb		79 63		
								344 N Alcorn		68 50		
LAST 12 Division I GAMES:												
212 A Southern Ill.		70 77	336 H Lipscomb		79 63							
84 H Western Ill.		87 100	179 H Saint Louis		50 89							
194 H Cincinnati		75 83	344 N Alcorn		68 50							
			127 N Louisiana		78 82							
			263 A Evansville		76 74							
			71 A Xavier		48 54							

Non-Div I Games: Hannibal-La Grange 99 52 Stephens College 107 59

Southeast Mo. St.

Loss, Non-Conf, S Site, H Home A Away N Neutral

Average RPI Win:	333	WON-LOST	WINNING	LAST 10	STRENGTH OF	OPP. STRENGTH	TEAM	ADJ.	CONF.	ADJ CONF.
Average RPI Loss:	106	RECORD	PCT. RANK	GAMES	SCHEDULE	OF SCHEDULE	RPI	RPI	RPI	RPI
DIV. I ONLY	1- 5	294	1- 5	81	243	237	237	27	27	
DIV. I NON-CONF.	1- 5	292	1- 5	81	242	237	237	27	27	
TOTALS	RPI 1-25	RPI 26-50	W-L RECORDS	RPI 51-100	RPI 101-150	RPI 150+				
1- 5	0- 1	0- 1	OVERALL	0- 1	0- 0	1- 2				
1- 0	0- 0	0- 0	HOME	0- 0	0- 0	1- 0				
0- 5	0- 1	0- 1	AWAY	0- 1	0- 0	0- 2				
0- 0	0- 0	0- 0	NEUTRAL	0- 0	0- 0	0- 0				
1- 5	0- 1	0- 1	NON-CONFERENCE	0- 1	0- 0	1- 2				
1- 0	0- 0	0- 0	HOME	0- 0	0- 0	1- 0				
0- 5	0- 1	0- 1	AWAY	0- 1	0- 0	0- 2				
0- 0	0- 0	0- 0	NEUTRAL	0- 0	0- 0	0- 0				
0- 0	0- 0	0- 0	CONFERENCE	0- 0	0- 0	0- 0				
0- 0	0- 0	0- 0	HOME	0- 0	0- 0	0- 0				
0- 0	0- 0	0- 0	AWAY	0- 0	0- 0	0- 0				
0- 0	0- 0	0- 0	NEUTRAL	0- 0	0- 0	0- 0				

RPI 1-25				RPI 26-50				RPI 51-100				RPI 101+ Team's RPI: 237			
RPI	S	Opponent	Score	RPI	S	Opponent	Score	RPI	S	Opponent	Score	RPI	S	Opponent	Score
19	A	Baylor	38 109	32	A	Colorado	54 112	94	A	Colorado St.	31 77	180	A	Ole Miss	31 81
												205	A	Houston	80 83
												333	H	Bethune-Cookman	75 63
LAST 12 Division I GAMES:															
				94	A	Colorado St.	31 77	205	A	Houston	80 83				
				32	A	Colorado	54 112	180	A	Ole Miss	31 81				
				333	H	Bethune-Cookman	75 63								
				19	A	Baylor	38 109								

Non-Div I Games: Mobile 67 52

Southeastern La.

■ Loss,
 ■ Non-Conf,
 ■ S Site,
 ■ Home
 ■ A Away
 N Neutral

Average RPI Win:	152	WON-LOST	WINNING	LAST 10	STRENGTH OF	OPP. STRENGTH	TEAM	ADJ.	CONF.	ADJ CONF.
Average RPI Loss:	62	RECORD	PCT. RANK	GAMES	SCHEDULE	OF SCHEDULE	RPI	RPI	RPI	RPI
DIV. I ONLY	7- 1	29	7- 1	159	8	27	27	1	1	
DIV. I NON-CONF.	7- 1	29	7- 1	158	8	27	27	1	1	
TOTALS	RPI 1-25	RPI 26-50	W-L RECORDS	RPI 51-100	RPI 101-150	RPI 150+				
7- 1	1- 0	0- 0	OVERALL	0- 1	3- 0	3- 0				
3- 0	0- 0	0- 0	HOME	0- 0	2- 0	1- 0				
2- 1	1- 0	0- 0	AWAY	0- 1	0- 0	1- 0				
2- 0	0- 0	0- 0	NEUTRAL	0- 0	1- 0	1- 0				
7- 1	1- 0	0- 0	NON-CONFERENCE	0- 1	3- 0	3- 0				
3- 0	0- 0	0- 0	HOME	0- 0	2- 0	1- 0				
2- 1	1- 0	0- 0	AWAY	0- 1	0- 0	1- 0				
2- 0	0- 0	0- 0	NEUTRAL	0- 0	1- 0	1- 0				
0- 0	0- 0	0- 0	CONFERENCE	0- 0	0- 0	0- 0				
0- 0	0- 0	0- 0	HOME	0- 0	0- 0	0- 0				
0- 0	0- 0	0- 0	AWAY	0- 0	0- 0	0- 0				
0- 0	0- 0	0- 0	NEUTRAL	0- 0	0- 0	0- 0				

RPI 1-25				RPI 26-50		Team's RPI: 27		RPI 51-100				RPI 101+			
RPI	S	Opponent	Score	RPI	S	Opponent	Score	RPI	S	Opponent	Score	RPI	S	Opponent	Score
21	A	Texas A&M	66 62					62	A	UNLV	66 77	123	H	UC Riverside	67 49
												133	N	Missouri St.	89 67
												138	H	Long Beach St.	82 74
												201	N	Portland	67 54
												220	H	Hawaii	76 44
												228	A	Sacramento St.	111 95
LAST 12 Division I GAMES:															
133	N	Missouri St.	89 67	228	A	Sacramento St.	111 95								
62	A	UNLV	66 77	21	A	Texas A&M	66 62								
123	H	UC Riverside	67 49	138	H	Long Beach St.	82 74								
220	H	Hawaii	76 44	201	N	Portland	67 54								

Non-Div I Games:

Southern California

Average RPI Win:	249	WON-LOST	WINNING	LAST 10	STRENGTH OF	OPP. STRENGTH	TEAM	ADJ.	CONF.	ADJ CONF.
Average RPI Loss:	156	RECORD	PCT. RANK	GAMES	SCHEDULE	OF SCHEDULE	RPI	RPI	RPI	RPI
DIV. I ONLY	4- 4	152	4- 4	254	199	212	212	16	16	
DIV. I NON-CONF.	4- 4	153	4- 4	256	198	213	213	16	16	
TOTALS	RPI 1-25	RPI 26-50	W-L RECORDS	RPI 51-100	RPI 101-150	RPI 150+				
4- 4	0- 0	0- 1	OVERALL	0- 0	1- 1	3- 2				
3- 1	0- 0	0- 0	HOME	0- 0	0- 0	3- 1				
1- 3	0- 0	0- 1	AWAY	0- 0	1- 1	0- 1				
0- 0	0- 0	0- 0	NEUTRAL	0- 0	0- 0	0- 0				
4- 4	0- 0	0- 1	NON-CONFERENCE	0- 0	1- 1	3- 2				
3- 1	0- 0	0- 0	HOME	0- 0	0- 0	3- 1				
1- 3	0- 0	0- 1	AWAY	0- 0	1- 1	0- 1				
0- 0	0- 0	0- 0	NEUTRAL	0- 0	0- 0	0- 0				
0- 0	0- 0	0- 0	CONFERENCE	0- 0	0- 0	0- 0				
0- 0	0- 0	0- 0	HOME	0- 0	0- 0	0- 0				
0- 0	0- 0	0- 0	AWAY	0- 0	0- 0	0- 0				
0- 0	0- 0	0- 0	NEUTRAL	0- 0	0- 0	0- 0				

RPI 1-25			RPI 26-50			RPI 51-100			RPI 101+			Team's RPI: 212
RPI	S	Opponent	Score	RPI	S	Opponent	Score	RPI	S	Opponent	Score	
				39	A	Oklahoma	48 80					
								146	A	SIUE	59 60	
								148	A	Purdue	64 61	
								196	H	UAB	49 64	
								242	A	UT Martin	68 76	
								266	H	Memphis	69 61	
								284	H	Southeast Mo. St.	77 70	
								296	H	Murray St.	70 63	
LAST 12 Division I GAMES:												
266	H	Memphis	69 61	196	H	UAB	49 64					
284	H	Southeast Mo. St.	77 70	242	A	UT Martin	68 76					
				146	A	SIUE	59 60					
				148	A	Purdue	64 61					
				296	H	Murray St.	70 63					
				39	A	Oklahoma	48 80					

Non-Div I Games: Brescia 104 35

Southern Ill.

Average RPI Win: 200		WON-LOST	WINNING	LAST 10	STRENGTH OF	OPP. STRENGTH	TEAM	ADJ.	CONF.	ADJ CONF.
Average RPI Loss: 56		RECORD	PCT. RANK	GAMES	SCHEDULE	OF SCHEDULE	RPI	RPI	RPI	RPI
DIV. I ONLY		6- 2	66	6- 2	294	22	144	144	13	13
DIV. I NON-CONF.		6- 2	64	6- 2	296	22	146	146	13	13
TOTALS	RPI 1-25		RPI 26-50		W-L RECORDS		RPI 51-100		RPI 101-150	RPI 150+
6- 2	0- 1		0- 0		OVERALL		0- 0		3- 1	3- 0
5- 1	0- 1		0- 0		HOME		0- 0		2- 0	3- 0
1- 1	0- 0		0- 0		AWAY		0- 0		1- 0	0- 0
0- 0	0- 0		0- 0		NEUTRAL		0- 0		0- 0	0- 0
6- 2	0- 1		0- 0		NON-CONFERENCE		0- 0		3- 1	3- 0
5- 1	0- 1		0- 0		HOME		0- 0		2- 0	3- 0
1- 1	0- 0		0- 0		AWAY		0- 0		1- 1	0- 0
0- 0	0- 0		0- 0		NEUTRAL		0- 0		0- 0	0- 0
0- 0	0- 0		0- 0		CONFERENCE		0- 0		0- 0	0- 0
0- 0	0- 0		0- 0		HOME		0- 0		0- 0	0- 0
0- 0	0- 0		0- 0		AWAY		0- 0		0- 0	0- 0
0- 0	0- 0		0- 0		NEUTRAL		0- 0		0- 0	0- 0

RPI 1-25				RPI 26-50				RPI 51-100				RPI 101+				Team's RPI: 144	
RPI	S	Opponent	Score	RPI	S	Opponent	Score	RPI	S	Opponent	Score	RPI	S	Opponent	Score		
6	H	Mississippi St.	50 72									106	A	Tulane	67 86		
												107	A	South Ala.	57 48		
												127	H	Louisiana	71 49		
												149	H	New Orleans	78 53		
												185	H	Mississippi Val.	83 55		
												290	H	Alabama St.	70 43		
												344	H	Alcorn	99 56		
LAST 12 Division I GAMES:																	
6	H	Mississippi St.	50 72	290	H	Alabama St.	70 43										
107	A	South Ala.	57 48	149	H	New Orleans	78 53										
185	H	Mississippi Val.	83 55														
127	H	Louisiana	71 49														
344	H	Alcorn	99 56														
106	A	Tulane	67 86														

Non-Div I Games:	William Carey	92	39
------------------	---------------	----	----

Southern Miss.

Loss, Non-Conf, S Site, H Home A Away N Neutral

Average RPI Win:	333	WON-LOST	WINNING	LAST 10	STRENGTH OF	OPP. STRENGTH	TEAM	ADJ.	CONF.	ADJ CONF.
Average RPI Loss:	37	RECORD	PCT. RANK	GAMES	SCHEDULE	OF SCHEDULE	RPI	RPI	RPI	RPI
DIV. I ONLY	1- 3	261	1- 3	60	33	163	163	30	30	
DIV. I NON-CONF.	1- 3	260	1- 3	60	33	163	163	30	30	
TOTALS	RPI 1-25	RPI 26-50	W-L RECORDS	RPI 51-100	RPI 101-150	RPI 150+				
1- 3	0- 2	0- 0	OVERALL	0- 1	0- 0	1- 0				
1- 0	0- 0	0- 0	HOME	0- 0	0- 0	1- 0				
0- 3	0- 0	0- 0	AWAY	0- 0	0- 0	0- 0				
0- 0	0- 0	0- 0	NEUTRAL	0- 0	0- 0	0- 0				
1- 3	0- 2	0- 0	NON-CONFERENCE	0- 1	0- 0	1- 0				
1- 0	0- 0	0- 0	HOME	0- 0	0- 0	1- 0				
0- 3	0- 2	0- 0	AWAY	0- 1	0- 0	0- 0				
0- 0	0- 0	0- 0	NEUTRAL	0- 0	0- 0	0- 0				
0- 0	0- 0	0- 0	CONFERENCE	0- 0	0- 0	0- 0				
0- 0	0- 0	0- 0	HOME	0- 0	0- 0	0- 0				
0- 0	0- 0	0- 0	AWAY	0- 0	0- 0	0- 0				
0- 0	0- 0	0- 0	NEUTRAL	0- 0	0- 0	0- 0				

RPI 1-25				RPI 26-50				RPI 51-100				RPI 101+ Team's RPI: 163			
RPI	S	Opponent	Score	RPI	S	Opponent	Score	RPI	S	Opponent	Score	RPI	S	Opponent	Score
13	A	UCLA	47 95					75	A	Ohio St.	73 108	333	H	Bethune-Cookman	61 59
24	A	Michigan St.	55 70												
LAST 12 Division I GAMES:															
								75	A	Ohio St.	73 108				
								333	H	Bethune-Cookman	61 59				
								13	A	UCLA	47 95				
								24	A	Michigan St.	55 70				

Non-Div I Games: Spring Hill 68 53

Southern U.

Southern Utah

Through Games Of Dec. 11, 2016

Average RPI Win:	214	WON-LOST	WINNING	LAST 10	STRENGTH OF	OPP. STRENGTH	TEAM	ADJ.	CONF.	ADJ CONF.
Average RPI Loss:	141	RECORD	PCT. RANK	GAMES	SCHEDULE	OF SCHEDULE	RPI	RPI	RPI	RPI
DIV. I ONLY	2- 5	253	2- 5	35	257	137	137	18	18	
DIV. I NON-CONF.	2- 5	252	2- 5	35	256	139	139	19	19	
TOTALS	RPI 1-25	RPI 26-50	W-L RECORDS	RPI 51-100	RPI 101-150	RPI 150+				
2- 5	0- 1	0- 0	OVERALL	0- 1	0- 1	2- 2				
0- 2	0- 0	0- 0	HOME	0- 0	0- 1	0- 1				
2- 3	0- 1	0- 0	AWAY	0- 1	0- 0	2- 1				
0- 0	0- 0	0- 0	NEUTRAL	0- 0	0- 0	0- 0				
2- 5	0- 1	0- 0	NON-CONFERENCE	0- 1	0- 1	2- 2				
0- 2	0- 0	0- 0	HOME	0- 0	0- 1	0- 1				
2- 3	0- 1	0- 0	AWAY	0- 1	0- 0	2- 1				
0- 0	0- 0	0- 0	NEUTRAL	0- 0	0- 0	0- 0				
0- 0	0- 0	0- 0	CONFERENCE	0- 0	0- 0	0- 0				
0- 0	0- 0	0- 0	HOME	0- 0	0- 0	0- 0				
0- 0	0- 0	0- 0	AWAY	0- 0	0- 0	0- 0				
0- 0	0- 0	0- 0	NEUTRAL	0- 0	0- 0	0- 0				

RPI 1-25				RPI 26-50				RPI 51-100				RPI 101+ Team's RPI: 137			
RPI	S	Opponent	Score	RPI	S	Opponent	Score	RPI	S	Opponent	Score	RPI	S	Opponent	Score
10	A	Utah	43 69					77	A	Oregon St.	38 77	121	H	Arizona	65 77
												183	A	Utah St.	70 54
												186	A	Wyoming	48 68
												244	A	CSU Bakersfield	65 59
												309	H	Utah Valley	64 70
LAST 12 Division I GAMES:															
				77	A	Oregon St.	38 77	244	A	CSU Bakersfield	65 59				
				309	H	Utah Valley	64 70								
				186	A	Wyoming	48 68								
				10	A	Utah	43 69								
				121	H	Arizona	65 77								
				183	A	Utah St.	70 54								

Non-Div I Games: Antelope Valley 89 76

Southern Utah

■ Loss,
 ■ Non-Conf,
 ■ S Site,
 ■ Home
 ■ A Away
 N Neutral

St. Bonaventure

Through Games Of Dec. 11, 2016

Average RPI Win:	207	WON-LOST	WINNING	LAST 10	STRENGTH OF	OPP. STRENGTH	TEAM	ADJ.	CONF.	ADJ CONF.
Average RPI Loss:	148	RECORD	PCT. RANK	GAMES	SCHEDULE	OF SCHEDULE	RPI	RPI	RPI	RPI
DIV. I ONLY	4- 6	211	4- 6	178	208	216	216	12	12	
DIV. I NON-CONF.	4- 6	211	4- 6	178	208	217	217	12	12	
TOTALS	RPI 1-25	RPI 26-50	W-L RECORDS	RPI 51-100	RPI 101-150	RPI 150+				
4- 6	0- 0	0- 0	OVERALL	1- 2	0- 2	3- 2				
2- 2	0- 0	0- 0	HOME	0- 1	0- 0	2- 1				
0- 4	0- 0	0- 0	AWAY	0- 1	0- 2	0- 1				
2- 0	0- 0	0- 0	NEUTRAL	1- 0	0- 0	1- 0				
4- 6	0- 0	0- 0	NON-CONFERENCE	1- 2	0- 2	3- 2				
2- 2	0- 0	0- 0	HOME	0- 1	0- 0	2- 1				
0- 4	0- 0	0- 0	AWAY	0- 1	0- 2	0- 1				
2- 0	0- 0	0- 0	NEUTRAL	1- 0	0- 0	1- 0				
0- 0	0- 0	0- 0	CONFERENCE	0- 0	0- 0	0- 0				
0- 0	0- 0	0- 0	HOME	0- 0	0- 0	0- 0				
0- 0	0- 0	0- 0	AWAY	0- 0	0- 0	0- 0				
0- 0	0- 0	0- 0	NEUTRAL	0- 0	0- 0	0- 0				

RPI 1-25			RPI 26-50			RPI 51-100			RPI 101+			Team's RPI: 216
RPI	S	Opponent	Score	RPI	S	Opponent	Score	RPI	S	Opponent	Score	
						72 H Bucknell	35 57	111 A Toledo		50 74		
						74 A Niagara	43 65	129 A Delaware		40 43		
						82 N Rider	60 47	209 H Colgate		70 57		
								224 H Stony Brook		51 37		
								234 A Eastern Mich.		56 75		
								267 H Canisius		57 74		
								313 N Austin Peay		58 57		
LAST 12 Division I GAMES:												
313 N Austin Peay		58 57	111 A Toledo		50 74							
129 A Delaware		40 43	234 A Eastern Mich.		56 75							
267 H Canisius		57 74	72 H Bucknell		35 57							
209 H Colgate		70 57	224 H Stony Brook		51 37							
74 A Niagara		43 65	82 N Rider		60 47							

Non-Div I Games:

St. Bonaventure

■ Loss,
 ■ Non-Conf,
 ■ S Site,
 ■ H Home
 ■ A Away
 N Neutral

Average RPI Win:	239	WON-LOST	WINNING	LAST 10	STRENGTH OF	OPP. STRENGTH	TEAM	ADJ.	CONF.	ADJ CONF.
Average RPI Loss:	159	RECORD	PCT. RANK	GAMES	SCHEDULE	OF SCHEDULE	RPI	RPI	RPI	RPI
DIV. I ONLY	2- 7	280	0- 1	205	259	303	303	32	32	
DIV. I NON-CONF.	2- 7	279	0- 1	207	258	302	302	32	32	
TOTALS	RPI 1-25	RPI 26-50	W-L RECORDS	RPI 51-100	RPI 101-150	RPI 150+				
2- 7	0- 0	0- 1	OVERALL	0- 0	0- 2	2- 4				
2- 2	0- 0	0- 0	HOME	0- 0	0- 0	2- 2				
0- 4	0- 0	0- 1	AWAY	0- 0	0- 2	0- 1				
0- 1	0- 0	0- 0	NEUTRAL	0- 0	0- 0	0- 1				
2- 7	0- 0	0- 1	NON-CONFERENCE	0- 0	0- 2	2- 4				
2- 2	0- 0	0- 0	HOME	0- 0	0- 0	2- 2				
0- 4	0- 0	0- 1	AWAY	0- 0	0- 2	0- 1				
0- 1	0- 0	0- 0	NEUTRAL	0- 0	0- 0	0- 1				
0- 0	0- 0	0- 0	CONFERENCE	0- 0	0- 0	0- 0				
0- 0	0- 0	0- 0	HOME	0- 0	0- 0	0- 0				
0- 0	0- 0	0- 0	AWAY	0- 0	0- 0	0- 0				
0- 0	0- 0	0- 0	NEUTRAL	0- 0	0- 0	0- 0				

RPI 1-25			RPI 26-50			RPI 51-100			RPI 101+			Team's RPI: 303
RPI	S	Opponent	Score	RPI	S	Opponent	Score	RPI	S	Opponent	Score	
				32	A	Colorado	54 81					
								126	A	Army West Point	46 69	
								140	A	James Madison	57 83	
								158	N	Boston College	58 73	
								169	H	Manhattan	52 55	
								200	H	Howard	63 78	
								227	H	Monmouth	87 78	
								250	H	Saint Peter's	58 52	
								288	A	Loyola Maryland	60 69	
LAST 12 Division I GAMES:												
158	N	Boston College	58 73	250	H	Saint Peter's	58 52					
227	H	Monmouth	87 78	169	H	Manhattan	52 55					
140	A	James Madison	57 83	126	A	Army West Point	46 69					
				200	H	Howard	63 78					
				32	A	Colorado	54 81					
				288	A	Loyola Maryland	60 69					

Non-Div I Games:

St. Francis Brooklyn

Average RPI Win:	186	WON-LOST	WINNING	LAST 10	STRENGTH OF	OPP. STRENGTH	TEAM	ADJ.	CONF.	ADJ CONF.
Average RPI Loss:	42	RECORD	PCT. RANK	GAMES	SCHEDULE	OF SCHEDULE	RPI	RPI	RPI	RPI
DIV. I ONLY	5- 3	115	5- 3	64	96	98	98	6	6	
DIV. I NON-CONF.	5- 3	115	5- 3	64	98	96	96	6	6	
TOTALS	RPI 1-25	RPI 26-50	W-L RECORDS	RPI 51-100	RPI 101-150	RPI 150+				
5- 3	0- 1	0- 1	OVERALL	0- 1	3- 0	2- 0				
3- 2	0- 1	0- 0	HOME	0- 1	1- 0	2- 0				
1- 0	0- 0	0- 0	AWAY	0- 0	1- 0	0- 0				
1- 1	0- 0	0- 1	NEUTRAL	0- 0	1- 0	0- 0				
5- 3	0- 1	0- 1	NON-CONFERENCE	0- 1	3- 0	2- 0				
3- 2	0- 1	0- 0	HOME	0- 1	1- 0	2- 0				
1- 0	0- 0	0- 0	AWAY	0- 0	1- 0	0- 0				
1- 1	0- 0	0- 1	NEUTRAL	0- 0	1- 0	0- 0				
0- 0	0- 0	0- 0	CONFERENCE	0- 0	0- 0	0- 0				
0- 0	0- 0	0- 0	HOME	0- 0	0- 0	0- 0				
0- 0	0- 0	0- 0	AWAY	0- 0	0- 0	0- 0				
0- 0	0- 0	0- 0	NEUTRAL	0- 0	0- 0	0- 0				

RPI 1-25				RPI 26-50				RPI 51-100				RPI 101+			
RPI	S	Opponent	Score	RPI	S	Opponent	Score	RPI	S	Opponent	Score	RPI	S	Opponent	Score
11	H	Miami (FL)	50 62	35	N	Arizona St.	41 54	80	H	Duquesne	65 71	112	N	Virginia	66 55
												132	A	William & Mary	73 57
												141	H	Albany (NY)	54 36
												241	H	Rutgers	65 39
												302	H	Lafayette	64 46
LAST 12 Division I GAMES:															
241	H	Rutgers	65 39	112	N	Virginia	66 55	11	H	Miami (FL)	50 62				
302	H	Lafayette	64 46	80	H	Duquesne	65 71	132	A	William & Mary	73 57				
141	H	Albany (NY)	54 36												
35	N	Arizona St.	41 54												

Non-Div I Games:

St. John's (NY)

St. Mary's (CA)

Through Games Of Dec. 11, 2016

Average RPI Win:	233	WON-LOST	WINNING	LAST 10	STRENGTH OF	OPP. STRENGTH	TEAM	ADJ.	CONF.	ADJ CONF.
Average RPI Loss:	46	RECORD	PCT. RANK	GAMES	SCHEDULE	OF SCHEDULE	RPI	RPI	RPI	RPI
DIV. I ONLY	4- 5	181	4- 5	54	65	91	91	10	10	
DIV. I NON-CONF.	4- 5	183	4- 5	54	66	89	89	10	10	
TOTALS	RPI 1-25	RPI 26-50	W-L RECORDS	RPI 51-100	RPI 101-150	RPI 150+				
4- 5	0- 2	0- 1	OVERALL	0- 1	0- 1	4- 0				
0- 3	0- 2	0- 1	HOME	0- 0	0- 0	0- 0				
4- 2	0- 0	0- 0	AWAY	0- 1	0- 1	4- 0				
0- 0	0- 0	0- 0	NEUTRAL	0- 0	0- 0	0- 0				
4- 5	0- 2	0- 1	NON-CONFERENCE	0- 1	0- 1	4- 0				
0- 3	0- 2	0- 1	HOME	0- 0	0- 0	0- 0				
4- 2	0- 0	0- 0	AWAY	0- 1	0- 1	4- 0				
0- 0	0- 0	0- 0	NEUTRAL	0- 0	0- 0	0- 0				
0- 0	0- 0	0- 0	CONFERENCE	0- 0	0- 0	0- 0				
0- 0	0- 0	0- 0	HOME	0- 0	0- 0	0- 0				
0- 0	0- 0	0- 0	AWAY	0- 0	0- 0	0- 0				
0- 0	0- 0	0- 0	NEUTRAL	0- 0	0- 0	0- 0				

RPI 1-25				RPI 26-50				RPI 51-100				Team's RPI: 91	RPI 101+			
RPI	S	Opponent	Score	RPI	S	Opponent	Score	RPI	S	Opponent	Score		RPI	S	Opponent	Score
10	H	Utah	62 63	29	H	California	67 74	58	A	Washington St.	69 85		115	A	UC Davis	66 68
16	H	Boise St.	78 83										158	A	Boston College	62 54
													219	A	San Jose St.	85 64
													275	A	Cal Poly	79 71
													279	A	Northeastern	77 53
LAST 12 Division I GAMES:																
275	A	Cal Poly	79 71	115	A	UC Davis	66 68									
10	H	Utah	62 63	219	A	San Jose St.	85 64									
16	H	Boise St.	78 83	29	H	California	67 74									
158	A	Boston College	62 54													
279	A	Northeastern	77 53													
58	A	Washington St.	69 85													

Non-Div I Games:

St. Mary's (CA)

■ Loss,
 ■ Non-Conf,
 ■ S Site,
 ■ H Home
 ■ A Away
 N Neutral

Average RPI Win:	180	WON-LOST	WINNING	LAST 10	STRENGTH OF	OPP. STRENGTH	TEAM	ADJ.	CONF.	ADJ CONF.
Average RPI Loss:	79	RECORD	PCT. RANK	GAMES	SCHEDULE	OF SCHEDULE	RPI	RPI	RPI	RPI
DIV. I ONLY	8- 1	23	8- 1	133	84	50	50	1	1	
DIV. I NON-CONF.	8- 1	23	8- 1	133	86	50	50	1	1	
TOTALS	RPI 1-25	RPI 26-50	W-L RECORDS	RPI 51-100	RPI 101-150	RPI 150+				
8- 1	0- 0	0- 0	OVERALL	2- 1	2- 0	4- 0				
4- 1	0- 0	0- 0	HOME	2- 1	1- 0	1- 0				
1- 0	0- 0	0- 0	AWAY	0- 0	0- 0	1- 0				
3- 0	0- 0	0- 0	NEUTRAL	0- 0	1- 0	2- 0				
8- 1	0- 0	0- 0	NON-CONFERENCE	2- 1	2- 0	4- 0				
4- 1	0- 0	0- 0	HOME	2- 1	1- 0	1- 0				
1- 0	0- 0	0- 0	AWAY	0- 0	0- 0	1- 0				
3- 0	0- 0	0- 0	NEUTRAL	0- 0	1- 0	2- 0				
0- 0	0- 0	0- 0	CONFERENCE	0- 0	0- 0	0- 0				
0- 0	0- 0	0- 0	HOME	0- 0	0- 0	0- 0				
0- 0	0- 0	0- 0	AWAY	0- 0	0- 0	0- 0				
0- 0	0- 0	0- 0	NEUTRAL	0- 0	0- 0	0- 0				

RPI 1-25			RPI 26-50			Team's RPI: 50			RPI 51-100			RPI 101+		
RPI	S	Opponent	Score	RPI	S	Opponent	Score		RPI	S	Opponent	Score		
									79	H	Gonzaga	63	68	
									89	H	CSUN	88	54	
									90	H	Texas	71	59	
												115	H	UC Davis
												148	N	Purdue
												203	N	Wichita St.
												244	A	CSU Bakersfield
												275	H	Cal Poly
												279	N	Northeastern
LAST 12 Division I GAMES:														
									89	H	CSUN	88	54	
									79	H	Gonzaga	63	68	
									90	H	Texas	71	59	
									275	H	Cal Poly	83	55	
									115	H	UC Davis	68	42	
									244	A	CSU Bakersfield	77	56	
									148	N	Purdue	78	69	
									203	N	Wichita St.	87	39	
									279	N	Northeastern	74	45	

Non-Div I Games:

Stanford

Average RPI Win:	276	WON-LOST	WINNING	LAST 10	STRENGTH OF	OPP. STRENGTH	TEAM	ADJ.	CONF.	ADJ CONF.
Average RPI Loss:	99	RECORD	PCT. RANK	GAMES	SCHEDULE	OF SCHEDULE	RPI	RPI	RPI	RPI
DIV. I ONLY	7- 2	50	6- 2	328	272	154	154	23	23	
DIV. I NON-CONF.	7- 2	50	7- 2	328	270	155	155	23	23	
TOTALS	RPI 1-25	RPI 26-50	W-L RECORDS	RPI 51-100	RPI 101-150	RPI 150+				
7- 2	0- 0	0- 0	OVERALL	0- 1	0- 1	7- 0				
3- 0	0- 0	0- 0	HOME	0- 0	0- 0	3- 0				
2- 2	0- 0	0- 0	AWAY	0- 1	0- 1	2- 0				
2- 0	0- 0	0- 0	NEUTRAL	0- 0	0- 0	2- 0				
7- 2	0- 0	0- 0	NON-CONFERENCE	0- 1	0- 1	7- 0				
3- 0	0- 0	0- 0	HOME	0- 0	0- 0	3- 0				
2- 2	0- 0	0- 0	AWAY	0- 1	0- 1	2- 0				
2- 0	0- 0	0- 0	NEUTRAL	0- 0	0- 0	2- 0				
0- 0	0- 0	0- 0	CONFERENCE	0- 0	0- 0	0- 0				
0- 0	0- 0	0- 0	HOME	0- 0	0- 0	0- 0				
0- 0	0- 0	0- 0	AWAY	0- 0	0- 0	0- 0				
0- 0	0- 0	0- 0	NEUTRAL	0- 0	0- 0	0- 0				

RPI 1-25				RPI 26-50				RPI 51-100				RPI 101+				Team's RPI: 154	
RPI	S	Opponent	Score	RPI	S	Opponent	Score	RPI	S	Opponent	Score	RPI	S	Opponent	Score		
								70	A	Arkansas	62	79	128	A	Chattanooga	55	66
													193	N	Weber St.	70	68
													207	N	Robert Morris	68	60
													280	H	Valparaiso	87	75
													292	A	High Point	81	47
													314	A	Northern Ky.	54	45
													316	H	Eastern Ill.	72	55
													333	H	Bethune-Cookman	63	60
LAST 12 Division I GAMES:																	
				128	A	Chattanooga	55	66		314	A	Northern Ky.	54	45			
				292	A	High Point	81	47		193	N	Weber St.	70	68			
				280	H	Valparaiso	87	75		207	N	Robert Morris	68	60			
									70	A	Arkansas	62	79				
										316	H	Eastern Ill.	72	55			
										333	H	Bethune-Cookman	63	60			

Non-Div I Games: Webber Int'l 92 54 Palm Beach Atl. 89 50 Warner 100 34

Stetson

Average RPI Win:	216	WON-LOST	WINNING	LAST 10	STRENGTH OF	OPP. STRENGTH	TEAM	ADJ.	CONF.	ADJ CONF.
Average RPI Loss:	171	RECORD	PCT. RANK	GAMES	SCHEDULE	OF SCHEDULE	RPI	RPI	RPI	RPI
DIV. I ONLY	3- 5	222	3- 5	219	227	224	224	25	25	
DIV. I NON-CONF.	3- 5	221	3- 5	219	227	225	225	25	25	
TOTALS	RPI 1-25	RPI 26-50	W-L RECORDS	RPI 51-100	RPI 101-150	RPI 150+				
3- 5	0- 0	0- 0	OVERALL	0- 2	0- 0	3- 3				
1- 2	0- 0	0- 0	HOME	0- 2	0- 0	1- 0				
2- 3	0- 0	0- 0	AWAY	0- 0	0- 0	2- 3				
0- 0	0- 0	0- 0	NEUTRAL	0- 0	0- 0	0- 0				
3- 5	0- 0	0- 0	NON-CONFERENCE	0- 2	0- 0	3- 3				
1- 2	0- 0	0- 0	HOME	0- 2	0- 0	1- 0				
2- 3	0- 0	0- 0	AWAY	0- 0	0- 0	2- 3				
0- 0	0- 0	0- 0	NEUTRAL	0- 0	0- 0	0- 0				
0- 0	0- 0	0- 0	CONFERENCE	0- 0	0- 0	0- 0				
0- 0	0- 0	0- 0	HOME	0- 0	0- 0	0- 0				
0- 0	0- 0	0- 0	AWAY	0- 0	0- 0	0- 0				
0- 0	0- 0	0- 0	NEUTRAL	0- 0	0- 0	0- 0				

RPI S	Opponent	Score	RPI S	Opponent	Score	RPI S	Opponent	Score	RPI S	Opponent	Score	Team's RPI: 224
						92	H Syracuse	60 78	159	A Iona	46 57	
						96	H Hofstra	64 67	164	H Columbia	55 53	
									169	A Manhattan	55 50	
									216	A St. Bonaventure	37 51	
									293	A LIU Brooklyn	48 58	
									315	A Central Conn. St.	64 59	
LAST 12 Division I GAMES:												
315	A Central Conn. St.	64 59	92	H Syracuse	60 78							
293	A LIU Brooklyn	48 58	96	H Hofstra	64 67							
216	A St. Bonaventure	37 51	159	A Iona	46 57							
169	A Manhattan	55 50										
164	H Columbia	55 53										

Non-Div I Games:

Stony Brook

Average RPI Win:	260	WON-LOST	WINNING	LAST 10	STRENGTH OF	OPP. STRENGTH	TEAM	ADJ.	CONF.	ADJ CONF.
Average RPI Loss:	10	RECORD	PCT. RANK	GAMES	SCHEDULE	OF SCHEDULE	RPI	RPI	RPI	RPI
DIV. I ONLY	6- 3	92	6- 3	285	10	165	165	4	4	
DIV. I NON-CONF.	6- 3	91	6- 3	287	10	165	165	4	4	
TOTALS	RPI 1-25	RPI 26-50	W-L RECORDS	RPI 51-100	RPI 101-150	RPI 150+				
6- 3	0- 3	0- 0	OVERALL	1- 0	0- 0	5- 0				
6- 1	0- 1	0- 0	HOME	1- 0	0- 0	5- 0				
0- 2	0- 2	0- 0	AWAY	0- 0	0- 0	0- 0				
0- 0	0- 0	0- 0	NEUTRAL	0- 0	0- 0	0- 0				
6- 3	0- 3	0- 0	NON-CONFERENCE	1- 0	0- 0	5- 0				
6- 1	0- 1	0- 0	HOME	1- 0	0- 0	5- 0				
0- 2	0- 2	0- 0	AWAY	0- 0	0- 0	0- 0				
0- 0	0- 0	0- 0	NEUTRAL	0- 0	0- 0	0- 0				
0- 0	0- 0	0- 0	CONFERENCE	0- 0	0- 0	0- 0				
0- 0	0- 0	0- 0	HOME	0- 0	0- 0	0- 0				
0- 0	0- 0	0- 0	AWAY	0- 0	0- 0	0- 0				
0- 0	0- 0	0- 0	NEUTRAL	0- 0	0- 0	0- 0				

RPI 1-25				RPI 26-50				RPI 51-100				RPI 101+ Team's RPI: 165			
RPI	S	Opponent	Score	RPI	S	Opponent	Score	RPI	S	Opponent	Score	RPI	S	Opponent	Score
2	A	Notre Dame	59 92					59	H	SMU	76 67	251	H	Butler	73 47
7	A	LSU	61 67									271	H	Grambling	83 47
21	H	Texas A&M	67 75									311	H	Sam Houston St.	81 37
												324	H	McNeese	74 70
												345	H	Incarinate Word	88 40
LAST 12 Division I GAMES:															
2	A	Notre Dame	59 92	324	H	McNeese	74 70								
271	H	Grambling	83 47	21	H	Texas A&M	67 75								
59	H	SMU	76 67	7	A	LSU	61 67								
311	H	Sam Houston St.	81 37	251	H	Butler	73 47								
345	H	Incarinate Word	88 40												

Non-Div I Games:

TCU

Average RPI Win:	182	WON-LOST	WINNING	LAST 10	STRENGTH OF	OPP. STRENGTH	TEAM	ADJ.	CONF.	ADJ CONF.
Average RPI Loss:	59	RECORD	PCT. RANK	GAMES	SCHEDULE	OF SCHEDULE	RPI	RPI	RPI	RPI
DIV. I ONLY	5- 3	115	5- 3	77	151	68	68	5	5	
DIV. I NON-CONF.	5- 3	115	5- 3	78	153	69	69	5	5	
TOTALS	RPI 1-25	RPI 26-50	W-L RECORDS	RPI 51-100	RPI 101-150	RPI 150+				
5- 3	0- 0	0- 1	OVERALL	0- 2	2- 0	3- 0				
3- 0	0- 0	0- 0	HOME	0- 0	1- 0	2- 0				
2- 2	0- 0	0- 0	AWAY	0- 2	1- 0	1- 0				
0- 1	0- 0	0- 1	NEUTRAL	0- 0	0- 0	0- 0				
5- 3	0- 0	0- 1	NON-CONFERENCE	0- 2	2- 0	3- 0				
3- 0	0- 0	0- 0	HOME	0- 0	1- 0	2- 0				
2- 2	0- 0	0- 0	AWAY	0- 2	1- 0	1- 0				
0- 1	0- 0	0- 1	NEUTRAL	0- 0	0- 0	0- 0				
0- 0	0- 0	0- 0	CONFERENCE	0- 0	0- 0	0- 0				
0- 0	0- 0	0- 0	HOME	0- 0	0- 0	0- 0				
0- 0	0- 0	0- 0	AWAY	0- 0	0- 0	0- 0				
0- 0	0- 0	0- 0	NEUTRAL	0- 0	0- 0	0- 0				

RPI 1-25			RPI 26-50			RPI 51-100			Team's RPI: 68	RPI 101+		
RPI	S	Opponent	Score	RPI	S	Opponent	Score	RPI	S	Opponent	Score	
				31	N	Florida	76 83	65	A	Harvard	62 73	109 H Quinnipiac 71 68
								81	A	Hampton	65 71	135 A Villanova 83 48
												153 H La Salle 86 70
												206 A Saint Joseph's 86 70
												305 H Vermont 53 39
LAST 12 Division I GAMES:												
135	A	Villanova	83 48	81	A	Hampton	65 71	305	H	Vermont	53 39	
206	A	Saint Joseph's	86 70	65	A	Harvard	62 73	109	H	Quinnipiac	71 68	
				31	N	Florida	76 83	153	H	La Salle	86 70	

Non-Div I Games:

Temple

Tennessee

Through Games Of Dec. 11, 2016

Average RPI Win:	173	WON-LOST	WINNING	LAST 10	STRENGTH OF	OPP. STRENGTH	TEAM	ADJ.	CONF.	ADJ CONF.
Average RPI Loss:	47	RECORD	PCT. RANK	GAMES	SCHEDULE	OF SCHEDULE	RPI	RPI	RPI	RPI
DIV. I ONLY	4- 4	152	4- 4	14	156	48	48	2	2	
DIV. I NON-CONF.	4- 4	153	4- 4	14	158	48	48	2	2	
TOTALS	RPI 1-25	RPI 26-50	W-L RECORDS	RPI 51-100	RPI 101-150	RPI 150+				
4- 4	0- 1	0- 2	OVERALL	1- 1	1- 0	2- 0				
2- 1	0- 1	0- 0	HOME	1- 0	0- 0	1- 0				
2- 3	0- 0	0- 2	AWAY	0- 1	1- 0	1- 0				
0- 0	0- 0	0- 0	NEUTRAL	0- 0	0- 0	0- 0				
4- 4	0- 1	0- 2	NON-CONFERENCE	1- 1	1- 0	2- 0				
2- 1	0- 1	0- 0	HOME	1- 0	0- 0	1- 0				
2- 3	0- 0	0- 2	AWAY	0- 1	1- 0	1- 0				
0- 0	0- 0	0- 0	NEUTRAL	0- 0	0- 0	0- 0				
0- 0	0- 0	0- 0	CONFERENCE	0- 0	0- 0	0- 0				
0- 0	0- 0	0- 0	HOME	0- 0	0- 0	0- 0				
0- 0	0- 0	0- 0	AWAY	0- 0	0- 0	0- 0				
0- 0	0- 0	0- 0	NEUTRAL	0- 0	0- 0	0- 0				

RPI 1-25				RPI 26-50				Team's RPI: 48				RPI 51-100				RPI 101+			
RPI	S	Opponent	Score	RPI	S	Opponent	Score	RPI	S	Opponent	Score	RPI	S	Opponent	Score	RPI	S	Opponent	Score
19	H	Baylor	66 88	38	A	Virginia Tech	63 67	85	H	Navy	85 55	140	A	James Madison	81 69				
				40	A	Penn St.	56 70	90	A	Texas	67 72	189	H	Tennessee St.	86 36				
												277	A	ETSU	83 58				
LAST 12 Division I GAMES:																			
				90	A	Texas	67 72	277	A	ETSU	83 58								
				19	H	Baylor	66 88	85	H	Navy	85 55								
				189	H	Tennessee St.	86 36	140	A	James Madison	81 69								
				38	A	Virginia Tech	63 67												
				40	A	Penn St.	56 70												

Non-Div I Games:

Tennessee

■ Loss,
 ■ Non-Conf, S Site,
 ■ Home
 ■ Away
 N Neutral

Average RPI Win:	296	WON-LOST	WINNING	LAST 10	STRENGTH OF	OPP. STRENGTH	TEAM	ADJ.	CONF.	ADJ CONF.
Average RPI Loss:	88	RECORD	PCT. RANK	GAMES	SCHEDULE	OF SCHEDULE	RPI	RPI	RPI	RPI
DIV. I ONLY	2- 5	253	2- 5	161	77	189	189	28	28	
DIV. I NON-CONF.	2- 5	252	2- 5	160	79	191	191	28	28	
TOTALS	RPI 1-25	RPI 26-50	W-L RECORDS	RPI 51-100	RPI 101-150	RPI 150+				
2- 5	0- 1	0- 1	OVERALL	0- 2	0- 0	2- 1				
1- 0	0- 0	0- 0	HOME	0- 0	0- 0	1- 0				
1- 4	0- 1	0- 1	AWAY	0- 2	0- 0	1- 0				
0- 1	0- 0	0- 0	NEUTRAL	0- 0	0- 0	0- 1				
2- 5	0- 1	0- 1	NON-CONFERENCE	0- 2	0- 0	2- 1				
1- 0	0- 0	0- 0	HOME	0- 0	0- 0	1- 0				
1- 4	0- 1	0- 1	AWAY	0- 2	0- 0	1- 0				
0- 1	0- 0	0- 0	NEUTRAL	0- 0	0- 0	0- 1				
0- 0	0- 0	0- 0	CONFERENCE	0- 0	0- 0	0- 0				
0- 0	0- 0	0- 0	HOME	0- 0	0- 0	0- 0				
0- 0	0- 0	0- 0	AWAY	0- 0	0- 0	0- 0				
0- 0	0- 0	0- 0	NEUTRAL	0- 0	0- 0	0- 0				

RPI 1-25				RPI 26-50				RPI 51-100				RPI 101+ Team's RPI: 189			
RPI	S	Opponent	Score	RPI	S	Opponent	Score	RPI	S	Opponent	Score	RPI	S	Opponent	Score
15	A	Oklahoma St.	48 86	48	A	Tennessee	36 86	62	A	UNLV	48 69	246	N	Wisconsin	70 80
								71	A	Xavier	54 63	256	H	Arkansas St.	76 66
												336	A	Lipscomb	77 71
LAST 12 Division I GAMES:															
62	A	UNLV	48 69	336	A	Lipscomb	77 71								
256	H	Arkansas St.	76 66	48	A	Tennessee	36 86								
15	A	Oklahoma St.	48 86	246	N	Wisconsin	70 80								
71	A	Xavier	54 63												

Non-Div I Games:

Tennessee St.

Tennessee Tech

Through Games Of Dec. 11, 2016

Average RPI Win:	321	WON-LOST	WINNING	LAST 10	STRENGTH OF	OPP. STRENGTH	TEAM	ADJ.	CONF.	ADJ CONF.
Average RPI Loss:	194	RECORD	PCT. RANK	GAMES	SCHEDULE	OF SCHEDULE	RPI	RPI	RPI	RPI
DIV. I ONLY	2- 7	280	2- 7	324	288	330	330	28	28	
DIV. I NON-CONF.	2- 7	279	2- 7	324	286	330	330	28	28	
TOTALS	RPI 1-25	RPI 26-50	W-L RECORDS	RPI 51-100	RPI 101-150	RPI 150+				
2- 7	0- 0	0- 0	OVERALL	0- 0	0- 2	2- 5				
1- 4	0- 0	0- 0	HOME	0- 0	0- 1	1- 3				
1- 3	0- 0	0- 0	AWAY	0- 0	0- 1	1- 2				
0- 0	0- 0	0- 0	NEUTRAL	0- 0	0- 0	0- 0				
2- 7	0- 0	0- 0	NON-CONFERENCE	0- 0	0- 2	2- 5				
1- 4	0- 0	0- 0	HOME	0- 0	0- 1	1- 3				
1- 3	0- 0	0- 0	AWAY	0- 0	0- 1	1- 2				
0- 0	0- 0	0- 0	NEUTRAL	0- 0	0- 0	0- 0				
0- 0	0- 0	0- 0	CONFERENCE	0- 0	0- 0	0- 0				
0- 0	0- 0	0- 0	HOME	0- 0	0- 0	0- 0				
0- 0	0- 0	0- 0	AWAY	0- 0	0- 0	0- 0				
0- 0	0- 0	0- 0	NEUTRAL	0- 0	0- 0	0- 0				

RPI 1-25			RPI 26-50			RPI 51-100			RPI 101+			Team's RPI: 330
RPI	S	Opponent	Score	RPI	S	Opponent	Score	RPI	S	Opponent	Score	
								110	H	Middle Tenn.	62	73
								116	A	Radford	46	79
								160	A	UNC Asheville	65	77
								194	A	Cincinnati	38	60
								208	H	Wright St.	54	65
								277	H	ETSU	76	82
								291	H	UNCG	59	65
								314	H	Northern Ky.	55	40
								328	A	Winthrop	73	50
LAST 12 Division I GAMES:												
277	H	ETSU	76	82	194	A	Cincinnati	38	60			
314	H	Northern Ky.	55	40	328	A	Winthrop	73	50			
208	H	Wright St.	54	65	160	A	UNC Asheville	65	77			
					116	A	Radford	46	79			
					110	H	Middle Tenn.	62	73			
					291	H	UNCG	59	65			

Non-Div I Games: Tenn. Wesleyan 54 41

Tennessee Tech

Loss, Non-Conf, S Site, H Home A Away N Neutral

Average RPI Win:	239	WON-LOST	WINNING	LAST 10	STRENGTH OF	OPP. STRENGTH	TEAM	ADJ.	CONF.	ADJ CONF.
Average RPI Loss:	15	RECORD	PCT. RANK	GAMES	SCHEDULE	OF SCHEDULE	RPI	RPI	RPI	RPI
DIV. I ONLY	3- 4	202	3- 4	10	58	90	90	4	4	
DIV. I NON-CONF.	3- 4	201	3- 4	10	59	88	88	4	4	
TOTALS	RPI 1-25	RPI 26-50	W-L RECORDS	RPI 51-100	RPI 101-150	RPI 150+				
3- 4	0- 3	1- 1	OVERALL	0- 0	0- 0	2- 0				
3- 1	0- 1	1- 0	HOME	0- 0	0- 0	2- 0				
0- 2	0- 1	0- 1	AWAY	0- 0	0- 0	0- 0				
0- 1	0- 1	0- 0	NEUTRAL	0- 0	0- 0	0- 0				
3- 4	0- 3	1- 1	NON-CONFERENCE	0- 0	0- 0	2- 0				
3- 1	0- 1	1- 0	HOME	0- 0	0- 0	2- 0				
0- 2	0- 1	0- 1	AWAY	0- 0	0- 0	0- 0				
0- 1	0- 1	0- 0	NEUTRAL	0- 0	0- 0	0- 0				
0- 0	0- 0	0- 0	CONFERENCE	0- 0	0- 0	0- 0				
0- 0	0- 0	0- 0	HOME	0- 0	0- 0	0- 0				
0- 0	0- 0	0- 0	AWAY	0- 0	0- 0	0- 0				
0- 0	0- 0	0- 0	NEUTRAL	0- 0	0- 0	0- 0				

RPI 1-25				RPI 26-50				RPI 51-100 Team's RPI: 90				RPI 101+			
RPI	S	Opponent	Score	RPI	S	Opponent	Score	RPI	S	Opponent	Score	RPI	S	Opponent	Score
1	N	UConn	54 72	48	H	Tennessee	72 67					321	H	Houston Baptist	98 46
4	H	South Carolina	67 76	50	A	Stanford	59 71					349	H	Northwestern St.	86 39
6	A	Mississippi St.	68 79												
LAST 12 Division I GAMES:															
48	H	Tennessee	72 67	321	H	Houston Baptist	98 46								
1	N	UConn	54 72	50	A	Stanford	59 71								
4	H	South Carolina	67 76												
349	H	Northwestern St.	86 39												
6	A	Mississippi St.	68 79												

Non-Div I Games:

Texas

Average RPI Win:	143	WON-LOST	WINNING	LAST 10	STRENGTH OF	OPP. STRENGTH	TEAM	ADJ.	CONF.	ADJ CONF.
Average RPI Loss:	43	RECORD	PCT. RANK	GAMES	SCHEDULE	OF SCHEDULE	RPI	RPI	RPI	RPI
DIV. I ONLY	7- 2	50	7- 2	18	98	21	21	2	2	
DIV. I NON-CONF.	7- 2	50	7- 2	18	100	21	21	2	2	
TOTALS	RPI 1-25	RPI 26-50	W-L RECORDS	RPI 51-100	RPI 101-150	RPI 150+				
7- 2	0- 0	2- 1	OVERALL	1- 1	0- 0	4- 0				
5- 1	0- 0	2- 1	HOME	0- 0	0- 0	3- 0				
2- 1	0- 0	0- 0	AWAY	1- 1	0- 0	1- 0				
0- 0	0- 0	0- 0	NEUTRAL	0- 0	0- 0	0- 0				
7- 2	0- 0	2- 1	NON-CONFERENCE	1- 1	0- 0	4- 0				
5- 1	0- 0	2- 1	HOME	0- 0	0- 0	3- 0				
2- 1	0- 0	0- 0	AWAY	1- 1	0- 0	1- 0				
0- 0	0- 0	0- 0	NEUTRAL	0- 0	0- 0	0- 0				
0- 0	0- 0	0- 0	CONFERENCE	0- 0	0- 0	0- 0				
0- 0	0- 0	0- 0	HOME	0- 0	0- 0	0- 0				
0- 0	0- 0	0- 0	AWAY	0- 0	0- 0	0- 0				
0- 0	0- 0	0- 0	NEUTRAL	0- 0	0- 0	0- 0				

RPI 1-25			Team's RPI: 21		RPI 26-50			RPI 51-100			RPI 101+				
RPI	S	Opponent	Score	RPI	S	Opponent	Score	RPI	S	Opponent	Score	RPI	S	Opponent	Score
				27	H	Southern California	62 66	59	A	SMU	53 54	165	A	TCU	75 67
				41	H	Texas Tech	98 90	63	A	Little Rock	55 37	202	H	Abilene Christian	71 45
				43	H	SFA	63 48					238	H	Central Ark.	74 49
												248	H	A&M-Corpus Christi	84 55
LAST 12 Division I GAMES:															
				202	H	Abilene Christian	71 45	248	H	A&M-Corpus Christi	84 55				
				63	A	Little Rock	55 37	165	A	TCU	75 67				
				43	H	SFA	63 48	59	A	SMU	53 54				
				41	H	Texas Tech	98 90	27	H	Southern California	62 66				
				238	H	Central Ark.	74 49								

Non-Div I Games:

Texas A&M

Average RPI Win: 286		WON-LOST	WINNING	LAST 10	STRENGTH OF	OPP. STRENGTH	TEAM	ADJ.	CONF.	ADJ CONF.
Average RPI Loss: 166		RECORD	PCT. RANK	GAMES	SCHEDULE	OF SCHEDULE	RPI	RPI	RPI	RPI
DIV. I ONLY		4- 3	131	4- 3	348	82	287	287	30	30
DIV. I NON-CONF.		4- 3	132	4- 3	348	84	284	284	30	30
TOTALS	RPI 1-25	RPI 26-50		W-L RECORDS	RPI 51-100		RPI 101-150		RPI 150+	
4- 3	0- 0	0- 0		OVERALL	0- 0		0- 2		4- 1	
0- 1	0- 0	0- 0		HOME	0- 0		0- 1		0- 0	
3- 2	0- 0	0- 0		AWAY	0- 0		0- 1		3- 1	
1- 0	0- 0	0- 0		NEUTRAL	0- 0		0- 0		1- 0	
4- 3	0- 0	0- 0		NON-CONFERENCE	0- 0		0- 2		4- 1	
0- 1	0- 0	0- 0		HOME	0- 0		0- 1		0- 0	
3- 2	0- 0	0- 0		AWAY	0- 0		0- 1		3- 1	
1- 0	0- 0	0- 0		NEUTRAL	0- 0		0- 0		1- 0	
0- 0	0- 0	0- 0		CONFERENCE	0- 0		0- 0		0- 0	
0- 0	0- 0	0- 0		HOME	0- 0		0- 0		0- 0	
0- 0	0- 0	0- 0		AWAY	0- 0		0- 0		0- 0	
0- 0	0- 0	0- 0		NEUTRAL	0- 0		0- 0		0- 0	

RPI 1-25				RPI 26-50				RPI 51-100				RPI 101+ Team's RPI: 287			
RPI	S	Opponent	Score	RPI	S	Opponent	Score	RPI	S	Opponent	Score	RPI	S	Opponent	Score
												102	H	Rice	49 52
												149	A	New Orleans	57 63
												239	A	Texas St.	66 53
												248	A	A&M-Corpus Christi	61 64
												286	N	Presbyterian	74 62
												298	A	UTEP	89 68
												321	A	Houston Baptist	50 34
LAST 12 Division I GAMES:															
				102	H	Rice	49 52	321	A	Houston Baptist	50 34				
								149	A	New Orleans	57 63				
								286	N	Presbyterian	74 62				
								239	A	Texas St.	66 53				
								248	A	A&M-Corpus Christi	61 64				
								298	A	UTEP	89 68				

Non-Div I Games:	P.R.-Bayamon	64	58
------------------	--------------	----	----

Texas Southern

■ Loss, ■ Non-Conf, S Site, H Home A Away N Neutral

Average RPI Win:	266	WON-LOST	WINNING	LAST 10	STRENGTH OF	OPP. STRENGTH	TEAM	ADJ.	CONF.	ADJ CONF.
Average RPI Loss:	137	RECORD	PCT. RANK	GAMES	SCHEDULE	OF SCHEDULE	RPI	RPI	RPI	RPI
DIV. I ONLY	3- 4	202	3- 4	272	200	239	239	17	17	
DIV. I NON-CONF.	3- 4	201	3- 4	273	199	239	239	17	17	
TOTALS	RPI 1-25	RPI 26-50	W-L RECORDS	RPI 51-100	RPI 101-150	RPI 150+				
3- 4	0- 1	0- 0	OVERALL	0- 1	0- 0	3- 2				
2- 1	0- 0	0- 0	HOME	0- 0	0- 0	2- 1				
1- 3	0- 1	0- 0	AWAY	0- 1	0- 0	1- 1				
0- 0	0- 0	0- 0	NEUTRAL	0- 0	0- 0	0- 0				
3- 4	0- 1	0- 0	NON-CONFERENCE	0- 1	0- 0	3- 2				
2- 1	0- 0	0- 0	HOME	0- 0	0- 0	2- 1				
1- 3	0- 1	0- 0	AWAY	0- 1	0- 0	1- 1				
0- 0	0- 0	0- 0	NEUTRAL	0- 0	0- 0	0- 0				
0- 0	0- 0	0- 0	CONFERENCE	0- 0	0- 0	0- 0				
0- 0	0- 0	0- 0	HOME	0- 0	0- 0	0- 0				
0- 0	0- 0	0- 0	AWAY	0- 0	0- 0	0- 0				
0- 0	0- 0	0- 0	NEUTRAL	0- 0	0- 0	0- 0				

RPI 1-25				RPI 26-50				RPI 51-100				RPI 101+ Team's RPI: 239			
RPI	S	Opponent	Score	RPI	S	Opponent	Score	RPI	S	Opponent	Score	RPI	S	Opponent	Score
19	A	Baylor	24 90					59	A	SMU	56 64	182	A	UTSA	47 72
												205	A	Houston	61 56
												248	H	A&M-Corpus Christi	57 50
												287	H	Texas Southern	53 66
												345	H	Incarnate Word	67 50
LAST 12 Division I GAMES:															
19	A	Baylor	24 90	59	A	SMU	56 64								
182	A	UTSA	47 72												
205	A	Houston	61 56												
287	H	Texas Southern	53 66												
248	H	A&M-Corpus Christi	57 50												
345	H	Incarnate Word	67 50												

Non-Div I Games: St. Edward's 51 65

Texas St.

Average RPI Win:	191	WON-LOST	WINNING	LAST 10	STRENGTH OF	OPP. STRENGTH	TEAM	ADJ.	CONF.	ADJ CONF.
Average RPI Loss:	34	RECORD	PCT. RANK	GAMES	SCHEDULE	OF SCHEDULE	RPI	RPI	RPI	RPI
DIV. I ONLY	5- 3	115	5- 3	29	139	41	41	4	4	
DIV. I NON-CONF.	5- 3	115	5- 3	29	141	41	41	4	4	
TOTALS	RPI 1-25	RPI 26-50	W-L RECORDS	RPI 51-100	RPI 101-150	RPI 150+				
5- 3	0- 2	0- 0	OVERALL	1- 1	0- 0	4- 0				
4- 0	0- 0	0- 0	HOME	0- 0	0- 0	4- 0				
0- 3	0- 2	0- 0	AWAY	0- 1	0- 0	0- 0				
1- 0	0- 0	0- 0	NEUTRAL	1- 0	0- 0	0- 0				
5- 3	0- 2	0- 0	NON-CONFERENCE	1- 1	0- 0	4- 0				
4- 0	0- 0	0- 0	HOME	0- 0	0- 0	4- 0				
0- 3	0- 2	0- 0	AWAY	0- 1	0- 0	0- 0				
1- 0	0- 0	0- 0	NEUTRAL	1- 0	0- 0	0- 0				
0- 0	0- 0	0- 0	CONFERENCE	0- 0	0- 0	0- 0				
0- 0	0- 0	0- 0	HOME	0- 0	0- 0	0- 0				
0- 0	0- 0	0- 0	AWAY	0- 0	0- 0	0- 0				
0- 0	0- 0	0- 0	NEUTRAL	0- 0	0- 0	0- 0				

RPI 1-25				RPI 26-50		Team's RPI: 41		RPI 51-100				RPI 101+			
RPI	S	Opponent	Score	RPI	S	Opponent	Score	RPI	S	Opponent	Score	RPI	S	Opponent	Score
11	A	Miami (FL)	56 74					70	A	Arkansas	60 66	187	H	Prairie View	85 43
21	A	Texas A&M	90 98					83	N	Fordham	59 50	205	H	Houston	84 60
												221	H	North Dakota	90 80
												260	H	New Mexico	69 58
LAST 12 Division I GAMES:															
260	H	New Mexico	69 58	205	H	Houston	84 60								
21	A	Texas A&M	90 98	70	A	Arkansas	60 66								
221	H	North Dakota	90 80	187	H	Prairie View	85 43								
				11	A	Miami (FL)	56 74								
				83	N	Fordham	59 50								

Non-Div I Games:

Texas Tech

**T
o
l
e
d
o**

T
o
l
e
d
o

Toledo

Page 292

Average RPI Win:	248	WON-LOST	WINNING	LAST 10	STRENGTH OF	OPP. STRENGTH	TEAM	ADJ.	CONF.	ADJ CONF.
Average RPI Loss:	83	RECORD	PCT. RANK	GAMES	SCHEDULE	OF SCHEDULE	RPI	RPI	RPI	RPI
DIV. I ONLY	6- 4	126	6- 4	259	121	175	175	8	8	
DIV. I NON-CONF.	6- 4	126	6- 4	261	122	177	177	8	8	
TOTALS	RPI 1-25	RPI 26-50	W-L RECORDS	RPI 51-100	RPI 101-150	RPI 150+				
6- 4	0- 1	0- 1	OVERALL	1- 1	1- 0	4- 1				
4- 2	0- 1	0- 0	HOME	1- 1	1- 0	2- 0				
2- 2	0- 0	0- 1	AWAY	0- 0	0- 0	2- 1				
0- 0	0- 0	0- 0	NEUTRAL	0- 0	0- 0	0- 0				
6- 4	0- 1	0- 1	NON-CONFERENCE	1- 1	1- 0	4- 1				
4- 2	0- 1	0- 0	HOME	1- 1	1- 0	2- 0				
2- 2	0- 0	0- 1	AWAY	0- 0	0- 0	2- 1				
0- 0	0- 0	0- 0	NEUTRAL	0- 0	0- 0	0- 0				
0- 0	0- 0	0- 0	CONFERENCE	0- 0	0- 0	0- 0				
0- 0	0- 0	0- 0	HOME	0- 0	0- 0	0- 0				
0- 0	0- 0	0- 0	AWAY	0- 0	0- 0	0- 0				
0- 0	0- 0	0- 0	NEUTRAL	0- 0	0- 0	0- 0				

RPI 1-25				RPI 26-50				RPI 51-100				RPI 101+ Team's RPI: 175			
RPI	S	Opponent	Score	RPI	S	Opponent	Score	RPI	S	Opponent	Score	RPI	S	Opponent	Score
5	H	Georgetown	59 75	34	A	Maryland	63 97	82	H	Rider	75 79	122	H	Cornell	68 63
								93	H	George Mason	79 75	209	A	Colgate	71 76
												281	H	Coppin St.	69 65
												312	A	UMBC	59 48
												339	A	Wagner	69 40
												340	H	UMass Lowell	90 56
LAST 12 Division I GAMES:															
209	A	Colgate	71 76	82	H	Rider	75 79								
34	A	Maryland	63 97	122	H	Cornell	68 63								
281	H	Coppin St.	69 65	339	A	Wagner	69 40								
5	H	Georgetown	59 75	340	H	UMass Lowell	90 56								
93	H	George Mason	79 75												
312	A	UMBC	59 48												

Non-Div I Games:

Towson

Average RPI Win:	195	WON-LOST	WINNING	LAST 10	STRENGTH OF	OPP. STRENGTH	TEAM	ADJ.	CONF.	ADJ CONF.
Average RPI Loss:	51	RECORD	PCT. RANK	GAMES	SCHEDULE	OF SCHEDULE	RPI	RPI	RPI	RPI
DIV. I ONLY	4- 2	92	4- 2	240	14	103	103	17	17	
DIV. I NON-CONF.	4- 2	91	4- 2	241	13	103	103	17	17	
TOTALS	RPI 1-25	RPI 26-50	W-L RECORDS	RPI 51-100	RPI 101-150	RPI 150+				
4- 2	0- 0	0- 1	OVERALL	0- 1	2- 0	2- 0				
2- 0	0- 0	0- 0	HOME	0- 0	1- 0	1- 0				
0- 2	0- 0	0- 0	AWAY	0- 0	0- 0	0- 0				
2- 0	0- 0	0- 0	NEUTRAL	0- 0	1- 0	1- 0				
4- 2	0- 0	0- 1	NON-CONFERENCE	0- 1	2- 0	2- 0				
2- 0	0- 0	0- 0	HOME	0- 0	1- 0	1- 0				
0- 2	0- 0	0- 1	AWAY	0- 1	0- 0	0- 0				
2- 0	0- 0	0- 0	NEUTRAL	0- 0	1- 0	1- 0				
0- 0	0- 0	0- 0	CONFERENCE	0- 0	0- 0	0- 0				
0- 0	0- 0	0- 0	HOME	0- 0	0- 0	0- 0				
0- 0	0- 0	0- 0	AWAY	0- 0	0- 0	0- 0				
0- 0	0- 0	0- 0	NEUTRAL	0- 0	0- 0	0- 0				

RPI 1-25			RPI 26-50			RPI 51-100			RPI 101+			Team's RPI: 103
RPI	S	Opponent	Score	RPI	S	Opponent	Score	RPI	S	Opponent	Score	
				28	A	Auburn	52 61	73	A	Jacksonville	70 77	125 H Belmont 91 74
												135 N Villanova 93 85
												229 N Loyola Chicago 91 67
												290 H Alabama St. 95 66
LAST 12 Division I GAMES:												
				135	N	Villanova	93 85	73	A	Jacksonville	70 77	
				125	H	Belmont	91 74	290	H	Alabama St.	95 66	
				28	A	Auburn	52 61	229	N	Loyola Chicago	91 67	

Non-Div I Games: Thomas (GA) 110 55

Troy

T
u
l
a
n
e

Tulane				Through Games Of Dec. 11, 2016						
Average RPI Win: 231		WON-LOST	WINNING	LAST 10	STRENGTH OF	OPP. STRENGTH	TEAM	ADJ.	CONF.	ADJ CONF.
Average RPI Loss: 40		RECORD	PCT. RANK	GAMES	SCHEDULE	OF SCHEDULE	RPI	RPI	RPI	RPI
DIV. I ONLY		5- 4	139	5- 4	136	40	106	106	5	5
DIV. I NON-CONF.		5- 4	142	5- 4	136	40	107	107	5	5

TOTALS		RPI 1-25	RPI 26-50		W-L RECORDS	RPI 51-100	RPI 101-150	RPI 150+		
5- 4	0- 2	0- 1		OVERALL	0- 0	1- 1	4- 0			
3- 0	0- 0	0- 0		HOME	0- 0	1- 0	2- 0			
1- 3	0- 1	0- 1		AWAY	0- 0	0- 1	1- 0			
1- 1	0- 1	0- 0		NEUTRAL	0- 0	0- 0	1- 0			
5- 4	0- 2	0- 1		NON-CONFERENCE	0- 0	1- 1	4- 0			
3- 0	0- 0	0- 0		HOME	0- 0	1- 0	2- 0			
1- 3	0- 1	0- 1		AWAY	0- 0	0- 1	1- 0			
1- 1	0- 1	0- 0		NEUTRAL	0- 0	0- 0	1- 0			
0- 0	0- 0	0- 0		CONFERENCE	0- 0	0- 0	0- 0			
0- 0	0- 0	0- 0		HOME	0- 0	0- 0	0- 0			
0- 0	0- 0	0- 0		AWAY	0- 0	0- 0	0- 0			
0- 0	0- 0	0- 0		NEUTRAL	0- 0	0- 0	0- 0			
RPI 1-25		RPI 26-50		RPI 51-100		RPI 101+		Team's RPI: 106		
RPI S	Opponent	Score	RPI S	Opponent	Score	RPI S	Opponent	Score		
6 N	Mississippi St.	49 66	36 A	Vanderbilt	63 74		110 A	Middle Tenn.	59 62	
7 A	LSU	51 69					144 H	Southern Miss.	86 67	
							182 A	UTSA	75 66	
							234 N	Eastern Mich.	62 50	
							271 H	Grambling	79 56	
							324 H	McNeese	82 65	

LAST 12 Division I GAMES:										
7 A	LSU	51 69	324 H	McNeese	82 65					
36 A	Vanderbilt	63 74	182 A	UTSA	75 66					
110 A	Middle Tenn.	59 62	234 N	Eastern Mich.	62 50					
			144 H	Southern Miss.	86 67					
			6 N	Mississippi St.	49 66					
			271 H	Grambling	79 56					

T
u
l
a
n
e

Non-Div I Games:

Tulane

Average RPI Win:	256	WON-LOST	WINNING	LAST 10	STRENGTH OF	OPP. STRENGTH	TEAM	ADJ.	CONF.	ADJ CONF.
Average RPI Loss:	89	RECORD	PCT. RANK	GAMES	SCHEDULE	OF SCHEDULE	RPI	RPI	RPI	RPI
DIV. I ONLY	3- 7	250	3- 7	89	132	156	156	5	5	
DIV. I NON-CONF.	3- 7	250	3- 7	89	133	157	157	5	5	
TOTALS	RPI 1-25	RPI 26-50	W-L RECORDS	RPI 51-100	RPI 101-150	RPI 150+				
3- 7	0- 1	0- 1	OVERALL	0- 3	0- 1	3- 1				
1- 2	0- 0	0- 0	HOME	0- 2	0- 0	1- 0				
2- 4	0- 1	0- 1	AWAY	0- 0	0- 1	2- 1				
0- 1	0- 0	0- 0	NEUTRAL	0- 1	0- 0	0- 0				
3- 7	0- 1	0- 1	NON-CONFERENCE	0- 3	0- 1	3- 1				
1- 2	0- 0	0- 0	HOME	0- 2	0- 0	1- 0				
2- 4	0- 1	0- 1	AWAY	0- 0	0- 1	2- 1				
0- 1	0- 0	0- 0	NEUTRAL	0- 1	0- 0	0- 0				
0- 0	0- 0	0- 0	CONFERENCE	0- 0	0- 0	0- 0				
0- 0	0- 0	0- 0	HOME	0- 0	0- 0	0- 0				
0- 0	0- 0	0- 0	AWAY	0- 0	0- 0	0- 0				
0- 0	0- 0	0- 0	NEUTRAL	0- 0	0- 0	0- 0				

RPI 1-25				RPI 26-50				RPI 51-100				RPI 101+				Team's RPI: 156	
RPI	S	Opponent	Score	RPI	S	Opponent	Score	RPI	S	Opponent	Score	RPI	S	Opponent	Score		
17	A	Kansas St.	62 82	39	A	Oklahoma	68 85	57	N	BYU	56 71	114	A	Oral Roberts	68 76		
								67	H	South Dakota	68 71	232	H	North Texas	63 58		
								70	H	Arkansas	50 57	256	A	Arkansas St.	80 83		
												260	A	New Mexico	67 64		
												276	A	UMKC	80 70		
LAST 12 Division I GAMES:																	
				39	A	Oklahoma	68 85	67	H	South Dakota	68 71						
				256	A	Arkansas St.	80 83	114	A	Oral Roberts	68 76						
				232	H	North Texas	63 58	17	A	Kansas St.	62 82						
				70	H	Arkansas	50 57	276	A	UMKC	80 70						
				57	N	BYU	56 71										
				260	A	New Mexico	67 64										

Non-Div I Games:

Tulsa

■ Loss,
■ Non-Conf,
■ S Site,
■ H Home
■ A Away
N Neutral

Average RPI Win:	234	WON-LOST	WINNING	LAST 10	STRENGTH OF	OPP. STRENGTH	TEAM	ADJ.	CONF.	ADJ CONF.
Average RPI Loss:	90	RECORD	PCT. RANK	GAMES	SCHEDULE	OF SCHEDULE	RPI	RPI	RPI	RPI
DIV. I ONLY	4- 4	152	4- 4	262	20	196	196	13	13	
DIV. I NON-CONF.	4- 4	153	4- 4	264	20	198	198	13	13	
TOTALS	RPI 1-25	RPI 26-50	W-L RECORDS	RPI 51-100	RPI 101-150	RPI 150+				
4- 4	0- 2	0- 0	OVERALL	0- 0	0- 1	4- 1				
2- 2	0- 1	0- 0	HOME	0- 0	0- 1	2- 0				
1- 2	0- 1	0- 0	AWAY	0- 0	0- 0	1- 1				
1- 0	0- 0	0- 0	NEUTRAL	0- 0	0- 0	1- 0				
4- 4	0- 2	0- 0	NON-CONFERENCE	0- 0	0- 1	4- 1				
2- 2	0- 1	0- 0	HOME	0- 0	0- 1	2- 0				
1- 2	0- 1	0- 0	AWAY	0- 0	0- 0	1- 1				
1- 0	0- 0	0- 0	NEUTRAL	0- 0	0- 0	1- 0				
0- 0	0- 0	0- 0	CONFERENCE	0- 0	0- 0	0- 0				
0- 0	0- 0	0- 0	HOME	0- 0	0- 0	0- 0				
0- 0	0- 0	0- 0	AWAY	0- 0	0- 0	0- 0				
0- 0	0- 0	0- 0	NEUTRAL	0- 0	0- 0	0- 0				

RPI 1-25				RPI 26-50				RPI 51-100				RPI 101+ Team's RPI: 196			
RPI	S	Opponent	Score	RPI	S	Opponent	Score	RPI	S	Opponent	Score	RPI	S	Opponent	Score
9	H	Florida St.	47 93									125	H	Belmont	58 72
12	A	DePaul	80 90									185	H	Mississippi Val.	80 46
												212	A	Southern Ill.	64 49
												213	A	Samford	49 52
												247	N	Gardner-Webb	59 49
												292	H	High Point	75 66
LAST 12 Division I GAMES:															
212	A	Southern Ill.	64 49	9	H	Florida St.	47 93	213	A	Samford	49 52				
185	H	Mississippi Val.	80 46												
292	H	High Point	75 66												
125	H	Belmont	58 72												
12	A	DePaul	80 90												
247	N	Gardner-Webb	59 49												

Non-Div I Games:

UAB

■ Loss,
 ■ Non-Conf,
 S Site,
 ■ Home
 ■ Away
 N Neutral

Average RPI Win:	175	WON-LOST	WINNING	LAST 10	STRENGTH OF	OPP. STRENGTH	TEAM	ADJ.	CONF.	ADJ CONF.
Average RPI Loss:	73	RECORD	PCT. RANK	GAMES	SCHEDULE	OF SCHEDULE	RPI	RPI	RPI	RPI
DIV. I ONLY	5- 2	80	5- 2	194	55	115	115	22	22	
DIV. I NON-CONF.	5- 2	78	5- 2	196	55	116	116	22	22	
TOTALS	RPI 1-25	RPI 26-50	W-L RECORDS	RPI 51-100	RPI 101-150	RPI 150+				
5- 2	0- 0	0- 1	OVERALL	2- 1	0- 0	3- 0				
4- 1	0- 0	0- 0	HOME	2- 1	0- 0	2- 0				
1- 1	0- 0	0- 1	AWAY	0- 0	0- 0	1- 0				
0- 0	0- 0	0- 0	NEUTRAL	0- 0	0- 0	0- 0				
5- 2	0- 0	0- 1	NON-CONFERENCE	2- 1	0- 0	3- 0				
4- 1	0- 0	0- 0	HOME	2- 1	0- 0	2- 0				
1- 1	0- 0	0- 1	AWAY	0- 0	0- 0	1- 0				
0- 0	0- 0	0- 0	NEUTRAL	0- 0	0- 0	0- 0				
0- 0	0- 0	0- 0	CONFERENCE	0- 0	0- 0	0- 0				
0- 0	0- 0	0- 0	HOME	0- 0	0- 0	0- 0				
0- 0	0- 0	0- 0	AWAY	0- 0	0- 0	0- 0				
0- 0	0- 0	0- 0	NEUTRAL	0- 0	0- 0	0- 0				

RPI 1-25				RPI 26-50				RPI 51-100				RPI 101+				Team's RPI: 115	
RPI	S	Opponent	Score	RPI	S	Opponent	Score	RPI	S	Opponent	Score	RPI	S	Opponent	Score		
				50	A	Stanford	42 68	88	H	Montana St.	70 62	201	H	Portland	66 52		
								91	H	St. Mary's (CA)	68 66	226	A	Pacific	95 87		
								96	H	Hofstra	60 64	270	H	San Diego St.	75 55		
LAST 12 Division I GAMES:																	
				201	H	Portland	66 52	91	H	St. Mary's (CA)	68 66						
								50	A	Stanford	42 68						
								270	H	San Diego St.	75 55						
								96	H	Hofstra	60 64						
								88	H	Montana St.	70 62						
								226	A	Pacific	95 87						

Non-Div I Games: Holy Names 91 51

UC Davis

Average RPI Win:	261	WON-LOST	WINNING	LAST 10	STRENGTH OF	OPP. STRENGTH	TEAM	ADJ.	CONF.	ADJ CONF.
Average RPI Loss:	176	RECORD	PCT. RANK	GAMES	SCHEDULE	OF SCHEDULE	RPI	RPI	RPI	RPI
DIV. I ONLY	1- 8	316	1- 8	145	318	289	289	22	22	
DIV. I NON-CONF.	1- 8	316	1- 8	144	318	286	286	22	22	
TOTALS	RPI 1-25	RPI 26-50	W-L RECORDS	RPI 51-100	RPI 101-150	RPI 150+				
1- 8	0- 0	0- 0	OVERALL	0- 2	0- 0	1- 6				
0- 2	0- 0	0- 0	HOME	0- 0	0- 0	0- 2				
1- 5	0- 0	0- 0	AWAY	0- 1	0- 0	1- 4				
0- 1	0- 0	0- 0	NEUTRAL	0- 1	0- 0	0- 0				
1- 8	0- 0	0- 0	NON-CONFERENCE	0- 2	0- 0	1- 6				
0- 2	0- 0	0- 0	HOME	0- 0	0- 0	0- 2				
1- 5	0- 0	0- 0	AWAY	0- 1	0- 0	1- 4				
0- 1	0- 0	0- 0	NEUTRAL	0- 1	0- 0	0- 0				
0- 0	0- 0	0- 0	CONFERENCE	0- 0	0- 0	0- 0				
0- 0	0- 0	0- 0	HOME	0- 0	0- 0	0- 0				
0- 0	0- 0	0- 0	AWAY	0- 0	0- 0	0- 0				
0- 0	0- 0	0- 0	NEUTRAL	0- 0	0- 0	0- 0				

RPI 1-25			RPI 26-50			RPI 51-100			RPI 101+			Team's RPI: 289
RPI	S	Opponent	Score	RPI	S	Opponent	Score	RPI	S	Opponent	Score	
						79 A Gonzaga	38 102	171 A Idaho St.		54 65		
						97 N Fresno St.	45 63	179 H Saint Louis		69 79		
								183 A Utah St.		52 66		
								217 A Loyola Marymount		39 58		
								228 H Sacramento St.		70 78		
								257 A Portland St.		73 79		
								261 A Nevada		72 59		
LAST 12 Division I GAMES:												
228	H	Sacramento St.	70 78	171	A	Idaho St.	54 65					
257	A	Portland St.	73 79	183	A	Utah St.	52 66					
261	A	Nevada	72 59	79	A	Gonzaga	38 102					
97	N	Fresno St.	45 63	179	H	Saint Louis	69 79					
217	A	Loyola Marymount	39 58									

Non-Div I Games:

UC Irvine

Average RPI Win:	248	WON-LOST	WINNING	LAST 10	STRENGTH OF	OPP. STRENGTH	TEAM	ADJ.	CONF.	ADJ CONF.
Average RPI Loss:	41	RECORD	PCT. RANK	GAMES	SCHEDULE	OF SCHEDULE	RPI	RPI	RPI	RPI
DIV. I ONLY	3- 3	152	3- 3	36	226	123	123	22	22	
DIV. I NON-CONF.	3- 3	153	3- 3	36	226	124	124	22	22	
TOTALS	RPI 1-25	RPI 26-50	W-L RECORDS	RPI 51-100	RPI 101-150	RPI 150+				
3- 3	0- 0	0- 2	OVERALL	0- 1	0- 0	3- 0				
3- 1	0- 0	0- 0	HOME	0- 1	0- 0	3- 0				
0- 2	0- 0	0- 2	AWAY	0- 0	0- 0	0- 0				
0- 0	0- 0	0- 0	NEUTRAL	0- 0	0- 0	0- 0				
3- 3	0- 0	0- 2	NON-CONFERENCE	0- 1	0- 0	3- 0				
3- 1	0- 0	0- 0	HOME	0- 1	0- 0	3- 0				
0- 2	0- 0	0- 2	AWAY	0- 0	0- 0	0- 0				
0- 0	0- 0	0- 0	NEUTRAL	0- 0	0- 0	0- 0				
0- 0	0- 0	0- 0	CONFERENCE	0- 0	0- 0	0- 0				
0- 0	0- 0	0- 0	HOME	0- 0	0- 0	0- 0				
0- 0	0- 0	0- 0	AWAY	0- 0	0- 0	0- 0				
0- 0	0- 0	0- 0	NEUTRAL	0- 0	0- 0	0- 0				

RPI 1-25				RPI 26-50				RPI 51-100				RPI 101+				Team's RPI: 123	
RPI	S	Opponent	Score	RPI	S	Opponent	Score	RPI	S	Opponent	Score	RPI	S	Opponent	Score		
				27	A	Southern California	49 67	67	H	South Dakota	55 61	167	H	Grand Canyon	77 64		
				29	A	California	56 71					270	H	San Diego St.	72 44		
												306	H	Seattle U	58 54		
LAST 12 Division I GAMES:																	
				67	H	South Dakota	55 61	306	H	Seattle U	58 54						
				29	A	California	56 71	167	H	Grand Canyon	77 64						
				27	A	Southern California	49 67										
				270	H	San Diego St.	72 44										

Non-Div I Games:

UC Riverside

Average RPI Win:	330	WON-LOST	WINNING	LAST 10	STRENGTH OF	OPP. STRENGTH	TEAM	ADJ.	CONF.	ADJ CONF.
Average RPI Loss:	188	RECORD	PCT. RANK	GAMES	SCHEDULE	OF SCHEDULE	RPI	RPI	RPI	RPI
DIV. I ONLY	2- 6	261	2- 6	326	274	329	329	22	22	
DIV. I NON-CONF.	2- 6	260	2- 6	326	272	329	329	22	22	
TOTALS	RPI 1-25	RPI 26-50	W-L RECORDS	RPI 51-100	RPI 101-150	RPI 150+				
2- 6	0- 0	0- 0	OVERALL	0- 1	0- 2	2- 3				
2- 1	0- 0	0- 0	HOME	0- 0	0- 1	2- 0				
0- 5	0- 0	0- 0	AWAY	0- 1	0- 1	0- 3				
0- 0	0- 0	0- 0	NEUTRAL	0- 0	0- 0	0- 0				
2- 6	0- 0	0- 0	NON-CONFERENCE	0- 1	0- 2	2- 3				
2- 1	0- 0	0- 0	HOME	0- 0	0- 1	2- 0				
0- 5	0- 0	0- 0	AWAY	0- 1	0- 1	0- 3				
0- 0	0- 0	0- 0	NEUTRAL	0- 0	0- 0	0- 0				
0- 0	0- 0	0- 0	CONFERENCE	0- 0	0- 0	0- 0				
0- 0	0- 0	0- 0	HOME	0- 0	0- 0	0- 0				
0- 0	0- 0	0- 0	AWAY	0- 0	0- 0	0- 0				
0- 0	0- 0	0- 0	NEUTRAL	0- 0	0- 0	0- 0				

RPI 1-25				RPI 26-50				RPI 51-100				RPI 101+				Team's RPI: 329	
RPI	S	Opponent	Score	RPI	S	Opponent	Score	RPI	S	Opponent	Score	RPI	S	Opponent	Score		
								87	A	Iowa St.	60	77	117	H	Santa Clara	58	69
													130	A	San Diego	63	77
													217	A	Loyola Marymount	55	57
													270	A	San Diego St.	70	84
													306	A	Seattle U	53	58
													322	H	Northern Ariz.	60	51
													338	H	Pepperdine	66	57
LAST 12 Division I GAMES:																	
270	A	San Diego St.	70	84	117	H	Santa Clara	58	69								
217	A	Loyola Marymount	55	57	130	A	San Diego	63	77								
					322	H	Northern Ariz.	60	51								
					306	A	Seattle U	53	58								
					338	H	Pepperdine	66	57								
					87	A	Iowa St.	60	77								

Non-Div I Games:

UC Santa Barbara

Average RPI Win:	226	WON-LOST	WINNING	LAST 10	STRENGTH OF	OPP. STRENGTH	TEAM	ADJ.	CONF.	ADJ CONF.
Average RPI Loss:	29	RECORD	PCT. RANK	GAMES	SCHEDULE	OF SCHEDULE	RPI	RPI	RPI	RPI
DIV. I ONLY	8- 2	43	8- 2	236	114	104	104	5	5	
DIV. I NON-CONF.	8- 2	43	8- 2	237	115	104	104	5	5	
TOTALS	RPI 1-25	RPI 26-50	W-L RECORDS	RPI 51-100	RPI 101-150	RPI 150+				
8- 2	0- 1	0- 1	OVERALL	1- 0	1- 0	6- 0				
5- 1	0- 0	0- 1	HOME	1- 0	1- 0	3- 0				
3- 1	0- 1	0- 0	AWAY	0- 0	0- 0	3- 0				
0- 0	0- 0	0- 0	NEUTRAL	0- 0	0- 0	0- 0				
8- 2	0- 1	0- 1	NON-CONFERENCE	1- 0	1- 0	6- 0				
5- 1	0- 0	0- 1	HOME	1- 0	1- 0	3- 0				
3- 1	0- 1	0- 0	AWAY	0- 0	0- 0	3- 0				
0- 0	0- 0	0- 0	NEUTRAL	0- 0	0- 0	0- 0				
0- 0	0- 0	0- 0	CONFERENCE	0- 0	0- 0	0- 0				
0- 0	0- 0	0- 0	HOME	0- 0	0- 0	0- 0				
0- 0	0- 0	0- 0	AWAY	0- 0	0- 0	0- 0				
0- 0	0- 0	0- 0	NEUTRAL	0- 0	0- 0	0- 0				

RPI 1-25				RPI 26-50				RPI 51-100				RPI 101+ Team's RPI: 104			
RPI	S	Opponent	Score	RPI	S	Opponent	Score	RPI	S	Opponent	Score	RPI	S	Opponent	Score
20	A	Buffalo	65 66	38	H	Virginia Tech	64 67	82	H	Rider	49 30	107	H	South Ala.	70 58
												204	A	FIU	69 52
												247	H	Gardner-Webb	66 52
												251	A	Butler	66 59
												273	A	Davidson	57 38
												313	H	Austin Peay	61 43
												333	H	Bethune-Cookman	70 43
LAST 12 Division I GAMES:															
247	H	Gardner-Webb	66 52	38	H	Virginia Tech	64 67	273	A	Davidson	57 38	107	H	South Ala.	70 58
333	H	Bethune-Cookman	70 43					204	A	FIU	69 52				
20	A	Buffalo	65 66												
313	H	Austin Peay	61 43												
82	H	Rider	49 30												
251	A	Butler	66 59												

Non-Div I Games:

UCF

Average RPI Win:	152	WON-LOST	WINNING	LAST 10	STRENGTH OF	OPP. STRENGTH	TEAM	ADJ.	CONF.	ADJ CONF.
Average RPI Loss:	19	RECORD	PCT. RANK	GAMES	SCHEDULE	OF SCHEDULE	RPI	RPI	RPI	RPI
DIV. I ONLY	7- 1	29	7- 1	42	68	13	13	1	1	
DIV. I NON-CONF.	7- 1	29	7- 1	43	69	13	13	1	1	
TOTALS	RPI 1-25	RPI 26-50	W-L RECORDS	RPI 51-100	RPI 101-150	RPI 150+				
7- 1	1- 1	1- 0	OVERALL	0- 0	1- 0	4- 0				
5- 0	1- 0	0- 0	HOME	0- 0	0- 0	4- 0				
0- 1	0- 1	0- 0	AWAY	0- 0	0- 0	0- 0				
2- 0	0- 0	1- 0	NEUTRAL	0- 0	1- 0	0- 0				
7- 1	1- 1	1- 0	NON-CONFERENCE	0- 0	1- 0	4- 0				
5- 0	1- 0	0- 0	HOME	0- 0	0- 0	4- 0				
0- 1	0- 1	0- 0	AWAY	0- 0	0- 0	0- 0				
2- 0	0- 0	1- 0	NEUTRAL	0- 0	1- 0	0- 0				
0- 0	0- 0	0- 0	CONFERENCE	0- 0	0- 0	0- 0				
0- 0	0- 0	0- 0	HOME	0- 0	0- 0	0- 0				
0- 0	0- 0	0- 0	AWAY	0- 0	0- 0	0- 0				
0- 0	0- 0	0- 0	NEUTRAL	0- 0	0- 0	0- 0				

RPI 1-25				RPI 26-50				RPI 51-100				RPI 101+			
RPI	S	Opponent	Score	RPI	S	Opponent	Score	RPI	S	Opponent	Score	RPI	S	Opponent	Score
19	A	Baylor	70 84	44	N	Iowa	78 65					111	N	Toledo	75 73
25	H	Michigan	84 64									163	H	Southern U.	95 47
												220	H	Hawaii	72 49
												226	H	Pacific	82 55
												275	H	Cal Poly	80 64
LAST 12 Division I GAMES:															
				111	N	Toledo	75 73	25	H	Michigan	84 64				
				44	N	Iowa	78 65	220	H	Hawaii	72 49				
				275	H	Cal Poly	80 64								
				163	H	Southern U.	95 47								
				19	A	Baylor	70 84								
				226	H	Pacific	82 55								

Non-Div I Games:

UCLA

Average RPI Win:	48	WON-LOST	WINNING	LAST 10	STRENGTH OF	OPP. STRENGTH	TEAM	ADJ.	CONF.	ADJ CONF.
Average RPI Loss:	0	RECORD	PCT. RANK	GAMES	SCHEDULE	OF SCHEDULE	RPI	RPI	RPI	RPI
DIV. I ONLY	9- 0	1	9- 0	2	1	1	1	5	5	
DIV. I NON-CONF.	9- 0	1	9- 0	2	1	1	1	5	5	
TOTALS	RPI 1-25	RPI 26-50	W-L RECORDS	RPI 51-100	RPI 101-150	RPI 150+				
9- 0	6- 0	0- 0	OVERALL	1- 0	2- 0	0- 0				
4- 0	2- 0	0- 0	HOME	0- 0	2- 0	0- 0				
4- 0	4- 0	0- 0	AWAY	0- 0	0- 0	0- 0				
1- 0	0- 0	0- 0	NEUTRAL	1- 0	0- 0	0- 0				
9- 0	6- 0	0- 0	NON-CONFERENCE	1- 0	2- 0	0- 0				
4- 0	2- 0	0- 0	HOME	0- 0	2- 0	0- 0				
4- 0	4- 0	0- 0	AWAY	0- 0	0- 0	0- 0				
1- 0	0- 0	0- 0	NEUTRAL	1- 0	0- 0	0- 0				
0- 0	0- 0	0- 0	CONFERENCE	0- 0	0- 0	0- 0				
0- 0	0- 0	0- 0	HOME	0- 0	0- 0	0- 0				
0- 0	0- 0	0- 0	AWAY	0- 0	0- 0	0- 0				
0- 0	0- 0	0- 0	NEUTRAL	0- 0	0- 0	0- 0				

RPI	S	Opponent	Score	RPI	S	Opponent	Score	RPI	S	Opponent	Score
2	A	Notre Dame	72 61					90	N	Texas	72 54
7	A	LSU	76 53					128	H	Chattanooga	80 43
9	A	Florida St.	78 76					147	H	Dayton	98 65
12	H	DePaul	91 46								
17	A	Kansas St.	75 58								
19	H	Baylor	72 61								
LAST 12 Division I GAMES:											
7	A	LSU	76 53	17	A	Kansas St.	75 58				
19	H	Baylor	72 61	2	A	Notre Dame	72 61				
9	A	Florida St.	78 76	90	N	Texas	72 54				
				12	H	DePaul	91 46				
				128	H	Chattanooga	80 43				
				147	H	Dayton	98 65				

Non-Div I Games:

UConn

Average RPI Win:	164	WON-LOST	WINNING	LAST 10	STRENGTH OF	OPP. STRENGTH	TEAM	ADJ.	CONF.	ADJ CONF.
Average RPI Loss:	204	RECORD	PCT. RANK	GAMES	SCHEDULE	OF SCHEDULE	RPI	RPI	RPI	RPI
DIV. I ONLY	1- 7	308	1- 7	197	320	312	312	25	25	
DIV. I NON-CONF.	1- 7	308	1- 7	199	320	312	312	25	25	
TOTALS	RPI 1-25	RPI 26-50	W-L RECORDS	RPI 51-100	RPI 101-150	RPI 150+				
1- 7	0- 0	0- 1	OVERALL	0- 0	0- 1	1- 5				
0- 5	0- 0	0- 0	HOME	0- 0	0- 1	0- 4				
1- 2	0- 0	0- 1	AWAY	0- 0	0- 0	1- 1				
0- 0	0- 0	0- 0	NEUTRAL	0- 0	0- 0	0- 0				
1- 7	0- 0	0- 1	NON-CONFERENCE	0- 0	0- 1	1- 5				
0- 5	0- 0	0- 0	HOME	0- 0	0- 1	0- 4				
1- 2	0- 0	0- 1	AWAY	0- 0	0- 0	1- 1				
0- 0	0- 0	0- 0	NEUTRAL	0- 0	0- 0	0- 0				
0- 0	0- 0	0- 0	CONFERENCE	0- 0	0- 0	0- 0				
0- 0	0- 0	0- 0	HOME	0- 0	0- 0	0- 0				
0- 0	0- 0	0- 0	AWAY	0- 0	0- 0	0- 0				
0- 0	0- 0	0- 0	NEUTRAL	0- 0	0- 0	0- 0				

RPI 1-25			RPI 26-50			RPI 51-100			RPI 101+			Team's RPI: 312
RPI	S	Opponent	Score	RPI	S	Opponent	Score	RPI	S	Opponent	Score	
				34	A	Maryland	42 92					
								119	H	UMES	57 70	
								164	A	Columbia	67 56	
								175	H	Towson	48 59	
								231	H	Princeton	58 69	
								243	A	American	53 70	
								288	H	Loyola Maryland	65 70	
								335	H	Morgan St.	61 69	
LAST 12 Division I GAMES:												
288	H	Loyola Maryland	65 70	243	A	American	53 70					
335	H	Morgan St.	61 69	231	H	Princeton	58 69					
34	A	Maryland	42 92	175	H	Towson	48 59					
				119	H	UMES	57 70					
				164	A	Columbia	67 56					

Non-Div I Games: Gettysburg 71 51

UMBC

■ Loss,
 ■ Non-Conf,
 ■ S Site,
 ■ H Home
 ■ A Away
 N Neutral

Average RPI Win:	312	WON-LOST	WINNING	LAST 10	STRENGTH OF	OPP. STRENGTH	TEAM	ADJ.	CONF.	ADJ CONF.
Average RPI Loss:	63	RECORD	PCT. RANK	GAMES	SCHEDULE	OF SCHEDULE	RPI	RPI	RPI	RPI
DIV. I ONLY	3- 3	152	3- 3	168	194	119	119	31	31	
DIV. I NON-CONF.	3- 3	153	3- 3	167	193	120	120	31	31	
TOTALS	RPI 1-25	RPI 26-50	W-L RECORDS	RPI 51-100	RPI 101-150	RPI 150+				
3- 3	0- 0	0- 1	OVERALL	0- 2	0- 0	3- 0				
1- 0	0- 0	0- 0	HOME	0- 0	0- 0	1- 0				
2- 3	0- 0	0- 1	AWAY	0- 2	0- 0	2- 0				
0- 0	0- 0	0- 0	NEUTRAL	0- 0	0- 0	0- 0				
3- 3	0- 0	0- 1	NON-CONFERENCE	0- 2	0- 0	3- 0				
1- 0	0- 0	0- 0	HOME	0- 0	0- 0	1- 0				
2- 3	0- 0	0- 1	AWAY	0- 2	0- 0	2- 0				
0- 0	0- 0	0- 0	NEUTRAL	0- 0	0- 0	0- 0				
0- 0	0- 0	0- 0	CONFERENCE	0- 0	0- 0	0- 0				
0- 0	0- 0	0- 0	HOME	0- 0	0- 0	0- 0				
0- 0	0- 0	0- 0	AWAY	0- 0	0- 0	0- 0				
0- 0	0- 0	0- 0	NEUTRAL	0- 0	0- 0	0- 0				

RPI 1-25				RPI 26-50				RPI 51-100				RPI 101+				Team's RPI: 119	
RPI	S	Opponent	Score	RPI	S	Opponent	Score	RPI	S	Opponent	Score	RPI	S	Opponent	Score		
				34	A	Maryland	61 106	55	A	North Carolina St.	58 77	291	H	UNCG	60 53		
								100	A	East Carolina	58 66	312	A	UMBC	70 57		
												332	A	Mt. St. Mary's	63 52		
LAST 12 Division I GAMES:																	
				100	A	East Carolina	58 66	332	A	Mt. St. Mary's	63 52						
				291	H	UNCG	60 53										
				55	A	North Carolina St.	58 77										
				312	A	UMBC	70 57										
				34	A	Maryland	61 106										

Non-Div I Games: Cheyney 75 38

UMES

Average RPI Win:	247	WON-LOST	WINNING	LAST 10	STRENGTH OF	OPP. STRENGTH	TEAM	ADJ.	CONF.	ADJ CONF.
Average RPI Loss:	142	RECORD	PCT. RANK	GAMES	SCHEDULE	OF SCHEDULE	RPI	RPI	RPI	RPI
DIV. I ONLY	3- 4	202	3- 4	278	251	276	276	29	29	
DIV. I NON-CONF.	3- 4	201	3- 4	279	250	272	272	29	29	
TOTALS	RPI 1-25	RPI 26-50	W-L RECORDS	RPI 51-100	RPI 101-150	RPI 150+				
3- 4	0- 0	0- 0	OVERALL	0- 1	0- 0	3- 3				
1- 4	0- 0	0- 0	HOME	0- 1	0- 0	1- 3				
2- 0	0- 0	0- 0	AWAY	0- 0	0- 0	2- 0				
0- 0	0- 0	0- 0	NEUTRAL	0- 0	0- 0	0- 0				
3- 4	0- 0	0- 0	NON-CONFERENCE	0- 1	0- 0	3- 3				
1- 4	0- 0	0- 0	HOME	0- 1	0- 0	1- 3				
2- 0	0- 0	0- 0	AWAY	0- 0	0- 0	2- 0				
0- 0	0- 0	0- 0	NEUTRAL	0- 0	0- 0	0- 0				
0- 0	0- 0	0- 0	CONFERENCE	0- 0	0- 0	0- 0				
0- 0	0- 0	0- 0	HOME	0- 0	0- 0	0- 0				
0- 0	0- 0	0- 0	AWAY	0- 0	0- 0	0- 0				
0- 0	0- 0	0- 0	NEUTRAL	0- 0	0- 0	0- 0				

RPI 1-25				RPI 26-50				RPI 51-100				RPI 101+				Team's RPI: 276	
RPI	S	Opponent	Score	RPI	S	Opponent	Score	RPI	S	Opponent	Score	RPI	S	Opponent	Score		
								84	H	Western Ill.	65	78	155	H	Western Mich.	54	66
													156	H	Tulsa	70	80
													173	H	Omaha	57	80
													202	A	Abilene Christian	71	68
													203	A	Wichita St.	56	54
													335	H	Morgan St.	64	56
LAST 12 Division I GAMES:																	
				173	H	Omaha	57	80	202	A	Abilene Christian	71	68				
									335	H	Morgan St.	64	56				
									155	H	Western Mich.	54	66				
									84	H	Western Ill.	65	78				
									203	A	Wichita St.	56	54				
									156	H	Tulsa	70	80				

Non-Div I Games: Cent. Christian (KS111 43 Mo.-St. Louis 60 45

UMKC

Loss, Non-Conf, S Site, H Home A Away N Neutral

Average RPI Win:	337	WON-LOST	WINNING	LAST 10	STRENGTH OF	OPP. STRENGTH	TEAM	ADJ.	CONF.	ADJ CONF.
Average RPI Loss:	210	RECORD	PCT. RANK	GAMES	SCHEDULE	OF SCHEDULE	RPI	RPI	RPI	RPI
DIV. I ONLY	1- 9	323	1- 9	289	321	340	340	25	25	
DIV. I NON-CONF.	1- 9	322	1- 9	290	321	340	340	25	25	
TOTALS	RPI 1-25	RPI 26-50	W-L RECORDS	RPI 51-100	RPI 101-150	RPI 150+				
1- 9	0- 0	0- 1	OVERALL	0- 0	0- 1	1- 7				
1- 3	0- 0	0- 0	HOME	0- 0	0- 0	1- 3				
0- 6	0- 0	0- 1	AWAY	0- 0	0- 1	0- 4				
0- 0	0- 0	0- 0	NEUTRAL	0- 0	0- 0	0- 0				
1- 9	0- 0	0- 1	NON-CONFERENCE	0- 0	0- 1	1- 7				
1- 3	0- 0	0- 0	HOME	0- 0	0- 0	1- 3				
0- 6	0- 0	0- 1	AWAY	0- 0	0- 1	0- 4				
0- 0	0- 0	0- 0	NEUTRAL	0- 0	0- 0	0- 0				
0- 0	0- 0	0- 0	CONFERENCE	0- 0	0- 0	0- 0				
0- 0	0- 0	0- 0	HOME	0- 0	0- 0	0- 0				
0- 0	0- 0	0- 0	AWAY	0- 0	0- 0	0- 0				
0- 0	0- 0	0- 0	NEUTRAL	0- 0	0- 0	0- 0				

RPI 1-25			RPI 26-50			RPI 51-100			RPI 101+			Team's RPI: 340
RPI	S	Opponent	Score	RPI	S	Opponent	Score	RPI	S	Opponent	Score	
				34	A	Maryland	44 100					
								105	A	Indiana	45 79	
								164	A	Columbia	57 76	
								175	A	Towson	56 90	
								218	H	Rhode Island	57 64	
								272	H	Fairfield	41 65	
								274	H	Longwood	59 72	
								319	A	Holy Cross	47 62	
								331	A	Boston U.	56 66	
								337	H	Fairleigh Dickinson	61 55	
LAST 12 Division I GAMES:												
319	A	Holy Cross	47 62	274	H	Longwood	59 72					
337	H	Fairleigh Dickinson	61 55	272	H	Fairfield	41 65					
164	A	Columbia	57 76	34	A	Maryland	44 100					
218	H	Rhode Island	57 64	175	A	Towson	56 90					
331	A	Boston U.	56 66									
105	A	Indiana	45 79									

Non-Div I Games:

UMass Lowell

UNC Asheville

Through Games Of Dec. 11, 2016

Average RPI Win:	273	WON-LOST	WINNING	LAST 10	STRENGTH OF	OPP. STRENGTH	TEAM	ADJ.	CONF.	ADJ CONF.
Average RPI Loss:	134	RECORD	PCT. RANK	GAMES	SCHEDULE	OF SCHEDULE	RPI	RPI	RPI	RPI
DIV. I ONLY	4- 2	92	4- 2	292	263	160	160	26	26	
DIV. I NON-CONF.	4- 2	91	4- 2	293	262	160	160	26	26	
TOTALS	RPI 1-25	RPI 26-50	W-L RECORDS	RPI 51-100	RPI 101-150	RPI 150+				
4- 2	0- 0	0- 1	OVERALL	0- 0	0- 0	4- 1				
3- 0	0- 0	0- 0	HOME	0- 0	0- 0	3- 0				
1- 2	0- 0	0- 1	AWAY	0- 0	0- 0	1- 0				
0- 0	0- 0	0- 0	NEUTRAL	0- 0	0- 0	0- 0				
4- 2	0- 0	0- 1	NON-CONFERENCE	0- 0	0- 0	4- 1				
3- 0	0- 0	0- 0	HOME	0- 0	0- 0	3- 0				
1- 2	0- 0	0- 1	AWAY	0- 0	0- 0	1- 1				
0- 0	0- 0	0- 0	NEUTRAL	0- 0	0- 0	0- 0				
0- 0	0- 0	0- 0	CONFERENCE	0- 0	0- 0	0- 0				
0- 0	0- 0	0- 0	HOME	0- 0	0- 0	0- 0				
0- 0	0- 0	0- 0	AWAY	0- 0	0- 0	0- 0				
0- 0	0- 0	0- 0	NEUTRAL	0- 0	0- 0	0- 0				

RPI 1-25			RPI 26-50			RPI 51-100			RPI 101+			Team's RPI: 160
RPI	S	Opponent	Score	RPI	S	Opponent	Score	RPI	S	Opponent	Score	
				38	A	Virginia Tech	52 71					
								214	H	Wofford	84 65	
								230	A	Furman	51 63	
								258	H	Western Caro.	62 53	
								291	A	UNCG	77 63	
								330	H	Tennessee Tech	77 65	
LAST 12 Division I GAMES:												
				330	H	Tennessee Tech	77 65	214	H	Wofford	84 65	
				258	H	Western Caro.	62 53	230	A	Furman	51 63	
				291	A	UNCG	77 63					
				38	A	Virginia Tech	52 71					

Non-Div I Games: Warren Wilson 113 51

UNC Asheville

■ Loss,
 ■ Non-Conf,
 ■ S Site,
 ■ H Home
 ■ A Away
 N Neutral

Average RPI Win:	222	WON-LOST	WINNING	LAST 10	STRENGTH OF	OPP. STRENGTH	TEAM	ADJ.	CONF.	ADJ CONF.
Average RPI Loss:	105	RECORD	PCT. RANK	GAMES	SCHEDULE	OF SCHEDULE	RPI	RPI	RPI	RPI
DIV. I ONLY	3- 4	202	3- 4	117	195	152	152	8	8	
DIV. I NON-CONF.	3- 4	201	3- 4	118	194	154	154	8	8	
TOTALS	RPI 1-25	RPI 26-50	W-L RECORDS	RPI 51-100	RPI 101-150	RPI 150+				
3- 4	0- 0	0- 0	OVERALL	0- 2	0- 1	3- 1				
1- 2	0- 0	0- 0	HOME	0- 0	0- 1	1- 1				
2- 2	0- 0	0- 0	AWAY	0- 2	0- 0	2- 0				
0- 0	0- 0	0- 0	NEUTRAL	0- 0	0- 0	0- 0				
3- 4	0- 0	0- 0	NON-CONFERENCE	0- 2	0- 1	3- 1				
1- 2	0- 0	0- 0	HOME	0- 0	0- 1	1- 1				
2- 2	0- 0	0- 0	AWAY	0- 2	0- 0	2- 0				
0- 0	0- 0	0- 0	NEUTRAL	0- 0	0- 0	0- 0				
0- 0	0- 0	0- 0	CONFERENCE	0- 0	0- 0	0- 0				
0- 0	0- 0	0- 0	HOME	0- 0	0- 0	0- 0				
0- 0	0- 0	0- 0	AWAY	0- 0	0- 0	0- 0				
0- 0	0- 0	0- 0	NEUTRAL	0- 0	0- 0	0- 0				

RPI 1-25				RPI 26-50				RPI 51-100				RPI 101+ Team's RPI: 152			
RPI	S	Opponent	Score	RPI	S	Opponent	Score	RPI	S	Opponent	Score	RPI	S	Opponent	Score
								55	A	North Carolina St.	54 86	113	H	Providence	49 65
								100	A	East Carolina	65 75	153	H	La Salle	48 64
												178	A	Georgia St.	72 66
												215	H	Norfolk St.	64 56
												273	A	Davidson	67 58
LAST 12 Division I GAMES:															
				153	H	La Salle	48 64	55	A	North Carolina St.	54 86				
				113	H	Providence	49 65	273	A	Davidson	67 58				
				178	A	Georgia St.	72 66								
				100	A	East Carolina	65 75								
				215	H	Norfolk St.	64 56								

Non-Div I Games:

UNCW

 Loss,
 Non-Conf,
 S Site,
 H Home
 A Away
N Neutral

Average RPI Win:	170	WON-LOST	WINNING	LAST 10	STRENGTH OF	OPP. STRENGTH	TEAM	ADJ.	CONF.	ADJ CONF.
Average RPI Loss:	52	RECORD	PCT. RANK	GAMES	SCHEDULE	OF SCHEDULE	RPI	RPI	RPI	RPI
DIV. I ONLY	4- 4	152	4- 4	15	119	46	46	16	16	
DIV. I NON-CONF.	4- 4	153	4- 4	15	120	46	46	16	16	
TOTALS	RPI 1-25	RPI 26-50	W-L RECORDS	RPI 51-100	RPI 101-150	RPI 150+				
4- 4	0- 1	0- 1	OVERALL	1- 2	2- 0	1- 0				
1- 1	0- 0	0- 0	HOME	0- 1	1- 0	0- 0				
1- 3	0- 1	0- 1	AWAY	1- 1	0- 0	0- 0				
2- 0	0- 0	0- 0	NEUTRAL	0- 0	1- 0	1- 0				
4- 4	0- 1	0- 1	NON-CONFERENCE	1- 2	2- 0	1- 0				
1- 1	0- 0	0- 0	HOME	0- 1	1- 0	0- 0				
1- 3	0- 1	0- 1	AWAY	1- 1	0- 0	0- 0				
2- 0	0- 0	0- 0	NEUTRAL	0- 0	1- 0	1- 0				
0- 0	0- 0	0- 0	CONFERENCE	0- 0	0- 0	0- 0				
0- 0	0- 0	0- 0	HOME	0- 0	0- 0	0- 0				
0- 0	0- 0	0- 0	AWAY	0- 0	0- 0	0- 0				
0- 0	0- 0	0- 0	NEUTRAL	0- 0	0- 0	0- 0				

RPI 1-25				RPI 26-50				Team's RPI: 46				RPI 51-100				RPI 101+			
RPI	S	Opponent	Score	RPI	S	Opponent	Score	RPI	S	Opponent	Score	RPI	S	Opponent	Score	RPI	S	Opponent	Score
15	A	Oklahoma St.	57 81	44	A	Iowa	39 88	60	H	South Dakota St.	50 61	124	N	Idaho	76 74				
								87	A	Iowa St.	68 76	131	H	Creighton	50 49				
								99	A	IUPUI	69 62	325	N	Denver	79 68				
LAST 12 Division I GAMES:																			
131	H	Creighton	50 49	44	A	Iowa	39 88	60	H	South Dakota St.	50 61	325	N	Denver	79 68	124	N	Idaho	76 74
99	A	IUPUI	69 62					15	A	Oklahoma St.	57 81	87	A	Iowa St.	68 76				

Non-Div I Games: Wis.-Parkside 72 57

UNI

Average RPI Win:	177	WON-LOST	WINNING	LAST 10	STRENGTH OF	OPP. STRENGTH	TEAM	ADJ.	CONF.	ADJ CONF.
Average RPI Loss:	57	RECORD	PCT. RANK	GAMES	SCHEDULE	OF SCHEDULE	RPI	RPI	RPI	RPI
DIV. I ONLY	6- 1	36	6- 1	140	179	62	62	9	9	
DIV. I NON-CONF.	6- 1	36	6- 1	140	177	63	63	9	9	
TOTALS	RPI 1-25	RPI 26-50	W-L RECORDS	RPI 51-100	RPI 101-150	RPI 150+				
6- 1	0- 0	1- 0	OVERALL	0- 1	1- 0	4- 0				
4- 0	0- 0	1- 0	HOME	0- 0	0- 0	3- 0				
1- 0	0- 0	0- 0	AWAY	0- 0	0- 0	1- 0				
1- 1	0- 0	0- 0	NEUTRAL	0- 1	1- 0	0- 0				
6- 1	0- 0	1- 0	NON-CONFERENCE	0- 1	1- 0	4- 0				
4- 0	0- 0	1- 0	HOME	0- 0	0- 0	3- 0				
1- 0	0- 0	0- 0	AWAY	0- 0	0- 0	1- 0				
1- 1	0- 0	0- 0	NEUTRAL	0- 1	1- 0	0- 0				
0- 0	0- 0	0- 0	CONFERENCE	0- 0	0- 0	0- 0				
0- 0	0- 0	0- 0	HOME	0- 0	0- 0	0- 0				
0- 0	0- 0	0- 0	AWAY	0- 0	0- 0	0- 0				
0- 0	0- 0	0- 0	NEUTRAL	0- 0	0- 0	0- 0				

RPI 1-25				RPI 26-50				RPI 51-100				Team's RPI: 62	RPI 101+			
RPI	S	Opponent	Score	RPI	S	Opponent	Score	RPI	S	Opponent	Score		RPI	S	Opponent	Score
				27	H	Southern California	77 66						124	N	Idaho	73 61
								57	N	BYU	54 63		180	H	Ole Miss	64 57
													189	H	Tennessee St.	69 48
													205	H	Houston	64 53
													338	A	Pepperdine	68 61
LAST 12 Division I GAMES:																
				338	A	Pepperdine	68 61	27	H	Southern California	77 66					
				124	N	Idaho	73 61	205	H	Houston	64 53					
				57	N	BYU	54 63									
				180	H	Ole Miss	64 57									
				189	H	Tennessee St.	69 48									

Non-Div I Games: Concordia (CA) 102 46

UNLV

Average RPI Win:	286	WON-LOST	WINNING	LAST 10	STRENGTH OF	OPP. STRENGTH	TEAM	ADJ.	CONF.	ADJ CONF.
Average RPI Loss:	184	RECORD	PCT. RANK	GAMES	SCHEDULE	OF SCHEDULE	RPI	RPI	RPI	RPI
DIV. I ONLY	1- 6	299	1- 6	276	191	308	308	23	23	
DIV. I NON-CONF.	1- 6	298	1- 6	276	190	308	308	23	23	
TOTALS	RPI 1-25	RPI 26-50	W-L RECORDS	RPI 51-100	RPI 101-150	RPI 150+				
1- 6	0- 0	0- 0	OVERALL	0- 1	0- 2	1- 3				
0- 2	0- 0	0- 0	HOME	0- 0	0- 1	0- 1				
1- 4	0- 0	0- 0	AWAY	0- 1	0- 1	1- 2				
0- 0	0- 0	0- 0	NEUTRAL	0- 0	0- 0	0- 0				
1- 6	0- 0	0- 0	NON-CONFERENCE	0- 1	0- 2	1- 3				
0- 2	0- 0	0- 0	HOME	0- 0	0- 1	0- 1				
1- 4	0- 0	0- 0	AWAY	0- 1	0- 1	1- 2				
0- 0	0- 0	0- 0	NEUTRAL	0- 0	0- 0	0- 0				
0- 0	0- 0	0- 0	CONFERENCE	0- 0	0- 0	0- 0				
0- 0	0- 0	0- 0	HOME	0- 0	0- 0	0- 0				
0- 0	0- 0	0- 0	AWAY	0- 0	0- 0	0- 0				
0- 0	0- 0	0- 0	NEUTRAL	0- 0	0- 0	0- 0				

RPI 1-25				RPI 26-50				RPI 51-100				RPI 101+				Team's RPI: 308	
RPI	S	Opponent	Score	RPI	S	Opponent	Score	RPI	S	Opponent	Score	RPI	S	Opponent	Score		
								51	A	West Virginia	33	91	132	H	William & Mary	46	49
												148	A	Purdue	41	71	
												230	A	Furman	37	57	
												247	H	Gardner-Webb	53	57	
												286	A	Presbyterian	55	48	
												295	A	Illinois	57	77	
LAST 12 Division I GAMES:																	
295	A	Illinois	57	77	51	A	West Virginia	33	91								
148	A	Purdue	41	71	230	A	Furman	37	57								
286	A	Presbyterian	55	48	247	H	Gardner-Webb	53	57								
					132	H	William & Mary	46	49								

Non-Div I Games: Bob Jones 92 50 Converse 93 35 Warren Wilson 91 53

USC Upstate

Loss, Non-Conf, S Site, H Home A Away N Neutral

Average RPI Win:	189	WON-LOST	WINNING	LAST 10	STRENGTH OF	OPP. STRENGTH	TEAM	ADJ.	CONF.	ADJ CONF.
Average RPI Loss:	30	RECORD	PCT. RANK	GAMES	SCHEDULE	OF SCHEDULE	RPI	RPI	RPI	RPI
DIV. I ONLY	5- 2	80	5- 2	75	91	54	54	17	17	
DIV. I NON-CONF.	5- 2	78	5- 2	76	93	55	55	17	17	
TOTALS	RPI 1-25	RPI 26-50	W-L RECORDS	RPI 51-100	RPI 101-150	RPI 150+				
5- 2	0- 1	0- 1	OVERALL	0- 0	1- 0	4- 0				
2- 1	0- 0	0- 1	HOME	0- 0	0- 0	2- 0				
2- 1	0- 1	0- 0	AWAY	0- 0	1- 0	1- 0				
1- 0	0- 0	0- 0	NEUTRAL	0- 0	0- 0	1- 0				
5- 2	0- 1	0- 1	NON-CONFERENCE	0- 0	1- 0	4- 0				
2- 1	0- 0	0- 1	HOME	0- 0	0- 0	2- 0				
2- 1	0- 1	0- 0	AWAY	0- 0	1- 0	1- 0				
1- 0	0- 0	0- 0	NEUTRAL	0- 0	0- 0	1- 0				
0- 0	0- 0	0- 0	CONFERENCE	0- 0	0- 0	0- 0				
0- 0	0- 0	0- 0	HOME	0- 0	0- 0	0- 0				
0- 0	0- 0	0- 0	AWAY	0- 0	0- 0	0- 0				
0- 0	0- 0	0- 0	NEUTRAL	0- 0	0- 0	0- 0				

RPI 1-25				RPI 26-50				RPI 51-100				Team's RPI: 54		RPI 101+			
RPI	S	Opponent	Score	RPI	S	Opponent	Score	RPI	S	Opponent	Score			RPI	S	Opponent	Score
17	A	Kansas St.	49 62	43	H	SFA	60 65							118	A	Western Ky.	71 68
														170	A	Seton Hall	86 61
														182	H	UTSA	75 54
														203	H	Wichita St.	74 70
														270	N	San Diego St.	64 58
LAST 12 Division I GAMES:																	
17	A	Kansas St.	49 62	270	N	San Diego St.	64 58										
43	H	SFA	60 65	203	H	Wichita St.	74 70										
170	A	Seton Hall	86 61	118	A	Western Ky.	71 68										
				182	H	UTSA	75 54										

Non-Div I Games: Eastern N.M. 65 48

UT Arlington

Average RPI Win:	235	WON-LOST	WINNING	LAST 10	STRENGTH OF	OPP. STRENGTH	TEAM	ADJ.	CONF.	ADJ CONF.
Average RPI Loss:	131	RECORD	PCT. RANK	GAMES	SCHEDULE	OF SCHEDULE	RPI	RPI	RPI	RPI
DIV. I ONLY	2- 7	280	2- 7	122	230	242	242	28	28	
DIV. I NON-CONF.	2- 7	279	2- 7	122	229	242	242	28	28	
TOTALS	RPI 1-25	RPI 26-50	W-L RECORDS	RPI 51-100	RPI 101-150	RPI 150+				
2- 7	0- 0	0- 1	OVERALL	0- 2	0- 2	2- 2				
1- 3	0- 0	0- 1	HOME	0- 1	0- 1	1- 0				
1- 4	0- 0	0- 0	AWAY	0- 1	0- 1	1- 2				
0- 0	0- 0	0- 0	NEUTRAL	0- 0	0- 0	0- 0				
2- 7	0- 0	0- 1	NON-CONFERENCE	0- 2	0- 2	2- 2				
1- 3	0- 0	0- 1	HOME	0- 1	0- 1	1- 0				
1- 4	0- 0	0- 0	AWAY	0- 1	0- 1	1- 2				
0- 0	0- 0	0- 0	NEUTRAL	0- 0	0- 0	0- 0				
0- 0	0- 0	0- 0	CONFERENCE	0- 0	0- 0	0- 0				
0- 0	0- 0	0- 0	HOME	0- 0	0- 0	0- 0				
0- 0	0- 0	0- 0	AWAY	0- 0	0- 0	0- 0				
0- 0	0- 0	0- 0	NEUTRAL	0- 0	0- 0	0- 0				

RPI 1-25				RPI 26-50				RPI 51-100				RPI 101+ Team's RPI: 242			
RPI	S	Opponent	Score	RPI	S	Opponent	Score	RPI	S	Opponent	Score	RPI	S	Opponent	Score
				36	H	Vanderbilt	77 79	61	H	Louisville	57 100	114	A	Oral Roberts	53 82
								69	A	Ohio	55 72	128	H	Chattanooga	60 80
												212	H	Southern Ill.	76 68
												213	A	Samford	62 69
												258	A	Western Caro.	84 72
												299	A	N.C. A&T	59 74
LAST 12 Division I GAMES:															
				212	H	Southern Ill.	76 68	114	A	Oral Roberts	53 82				
				36	H	Vanderbilt	77 79	128	H	Chattanooga	60 80				
				213	A	Samford	62 69	61	H	Louisville	57 100				
				69	A	Ohio	55 72								
				258	A	Western Caro.	84 72								
				299	A	N.C. A&T	59 74								

Non-Div I Games:

UT Martin

■ Loss,
 ■ Non-Conf,
 ■ S Site,
 ■ H Home
 ■ A Away
 N Neutral

Average RPI Win:	321	WON-LOST	WINNING	LAST 10	STRENGTH OF	OPP. STRENGTH	TEAM	ADJ.	CONF.	ADJ CONF.
Average RPI Loss:	158	RECORD	PCT. RANK	GAMES	SCHEDULE	OF SCHEDULE	RPI	RPI	RPI	RPI
DIV. I ONLY	1- 6	299	1- 6	148	222	298	298	13	13	
DIV. I NON-CONF.	1- 6	298	1- 6	147	223	298	298	13	13	
TOTALS	RPI 1-25	RPI 26-50	W-L RECORDS	RPI 51-100	RPI 101-150	RPI 150+				
1- 6	0- 2	0- 0	OVERALL	0- 1	0- 0	1- 3				
1- 2	0- 0	0- 0	HOME	0- 0	0- 0	1- 2				
0- 1	0- 0	0- 0	AWAY	0- 0	0- 0	0- 1				
0- 3	0- 2	0- 0	NEUTRAL	0- 1	0- 0	0- 0				
1- 6	0- 2	0- 0	NON-CONFERENCE	0- 1	0- 0	1- 3				
1- 2	0- 0	0- 0	HOME	0- 0	0- 0	1- 2				
0- 1	0- 0	0- 0	AWAY	0- 0	0- 0	0- 1				
0- 3	0- 2	0- 0	NEUTRAL	0- 1	0- 0	0- 0				
0- 0	0- 0	0- 0	CONFERENCE	0- 0	0- 0	0- 0				
0- 0	0- 0	0- 0	HOME	0- 0	0- 0	0- 0				
0- 0	0- 0	0- 0	AWAY	0- 0	0- 0	0- 0				
0- 0	0- 0	0- 0	NEUTRAL	0- 0	0- 0	0- 0				

RPI 1-25			RPI 26-50			RPI 51-100			RPI 101+			Team's RPI: 298
RPI	S	Opponent	Score	RPI	S	Opponent	Score	RPI	S	Opponent	Score	
7	N	LSU	45 78					55	N	North Carolina St.	55 71	260 A New Mexico 66 79
17	N	Kansas St.	40 61									287 H Texas Southern 68 89
												321 H Houston Baptist 75 45
												322 H Northern Ariz. 51 65
LAST 12 Division I GAMES:												
287	H	Texas Southern	68 89	260	A	New Mexico	66 79	321	H	Houston Baptist	75 45	
322	H	Northern Ariz.	51 65	17	N	Kansas St.	40 61	55	N	North Carolina St.	55 71	
				7	N	LSU	45 78					

Non-Div I Games: Western N.M. 93 46

UTEP

Average RPI Win:	258	WON-LOST	WINNING	LAST 10	STRENGTH OF	OPP. STRENGTH	TEAM	ADJ.	CONF.	ADJ CONF.
Average RPI Loss:	122	RECORD	PCT. RANK	GAMES	SCHEDULE	OF SCHEDULE	RPI	RPI	RPI	RPI
DIV. I ONLY	5- 5	152	1- 1	313	41	210	210	29	29	
DIV. I NON-CONF.	5- 5	153	1- 1	313	41	212	212	29	29	
TOTALS	RPI 1-25	RPI 26-50	W-L RECORDS	RPI 51-100	RPI 101-150	RPI 150+				
5- 5	0- 1	0- 1	OVERALL	0- 0	0- 0	5- 3				
2- 1	0- 0	0- 0	HOME	0- 0	0- 0	2- 1				
2- 4	0- 1	0- 1	AWAY	0- 0	0- 0	2- 2				
1- 0	0- 0	0- 0	NEUTRAL	0- 0	0- 0	1- 0				
5- 5	0- 1	0- 1	NON-CONFERENCE	0- 0	0- 0	5- 3				
2- 1	0- 0	0- 0	HOME	0- 0	0- 0	2- 1				
2- 4	0- 1	0- 1	AWAY	0- 0	0- 0	2- 2				
1- 0	0- 0	0- 0	NEUTRAL	0- 0	0- 0	1- 0				
0- 0	0- 0	0- 0	CONFERENCE	0- 0	0- 0	0- 0				
0- 0	0- 0	0- 0	HOME	0- 0	0- 0	0- 0				
0- 0	0- 0	0- 0	AWAY	0- 0	0- 0	0- 0				
0- 0	0- 0	0- 0	NEUTRAL	0- 0	0- 0	0- 0				

RPI 1-25				RPI 26-50				RPI 51-100				RPI 101+ Team's RPI: 210			
RPI	S	Opponent	Score	RPI	S	Opponent	Score	RPI	S	Opponent	Score	RPI	S	Opponent	Score
15	A	Oklahoma St.	53 86	39	A	Oklahoma	59 92					151	A	Nebraska	53 71
												187	H	Prairie View	82 74
												202	A	Abilene Christian	54 70
												205	H	Houston	52 68
												232	N	North Texas	74 69
												248	A	A&M-Corpus Christi	68 65
												311	A	Sam Houston St.	69 45
												311	H	Sam Houston St.	78 50
LAST 12 Division I GAMES:															
202	A	Abilene Christian	54 70	248	A	A&M-Corpus Christi	68 65								
232	N	North Texas	74 69	205	H	Houston	52 68								
15	A	Oklahoma St.	53 86	311	H	Sam Houston St.	78 50								
39	A	Oklahoma	59 92	187	H	Prairie View	82 74								
				311	A	Sam Houston St.	69 45								
				151	A	Nebraska	53 71								

Non-Div I Games:

UTRGV

■ Loss,
 ■ Non-Conf, S Site,
 ■ Home
 ■ Away
 N Neutral

Average RPI Win:	221	WON-LOST	WINNING	LAST 10	STRENGTH OF	OPP. STRENGTH	TEAM	ADJ.	CONF.	ADJ CONF.
Average RPI Loss:	78	RECORD	PCT. RANK	GAMES	SCHEDULE	OF SCHEDULE	RPI	RPI	RPI	RPI
DIV. I ONLY	2- 4	232	2- 4	57	152	182	182	13	13	
DIV. I NON-CONF.	2- 4	233	2- 4	57	154	184	184	13	13	
TOTALS	RPI 1-25	RPI 26-50	W-L RECORDS	RPI 51-100	RPI 101-150	RPI 150+				
2- 4	0- 0	0- 0	OVERALL	0- 3	0- 1	2- 0				
2- 2	0- 0	0- 0	HOME	0- 1	0- 1	2- 0				
0- 2	0- 0	0- 0	AWAY	0- 2	0- 0	0- 0				
0- 0	0- 0	0- 0	NEUTRAL	0- 0	0- 0	0- 0				
2- 4	0- 0	0- 0	NON-CONFERENCE	0- 3	0- 1	2- 0				
2- 2	0- 0	0- 0	HOME	0- 1	0- 1	2- 0				
0- 2	0- 0	0- 0	AWAY	0- 2	0- 0	0- 0				
0- 0	0- 0	0- 0	NEUTRAL	0- 0	0- 0	0- 0				
0- 0	0- 0	0- 0	CONFERENCE	0- 0	0- 0	0- 0				
0- 0	0- 0	0- 0	HOME	0- 0	0- 0	0- 0				
0- 0	0- 0	0- 0	AWAY	0- 0	0- 0	0- 0				
0- 0	0- 0	0- 0	NEUTRAL	0- 0	0- 0	0- 0				

RPI 1-25				RPI 26-50				RPI 51-100				RPI 101+Team's RPI: 182					
RPI	S	Opponent	Score	RPI	S	Opponent	Score	RPI	S	Opponent	Score	RPI	S	Opponent	Score		
								54	A	UT Arlington	54	75	106	H	Tulane	66	75
								66	A	Oregon	63	77	202	H	Abilene Christian	71	68
								86	H	Northern Colo.	66	73	239	H	Texas St.	72	47
LAST 12 Division I GAMES:																	
				239	H	Texas St.	72	47									
				202	H	Abilene Christian	71	68									
				106	H	Tulane	66	75									
				86	H	Northern Colo.	66	73									
				66	A	Oregon	63	77									
				54	A	UT Arlington	54	75									

Non-Div I Games: Tex. A&M-Kingsville 70 44 Angelo St. 77 85

UTSA

Loss, Non-Conf, S Site, H Home A Away N Neutral

Average RPI Win:	142	WON-LOST	WINNING	LAST 10	STRENGTH OF	OPP. STRENGTH	TEAM	ADJ.	CONF.	ADJ CONF.
Average RPI Loss:	0	RECORD	PCT. RANK	GAMES	SCHEDULE	OF SCHEDULE	RPI	RPI	RPI	RPI
DIV. I ONLY	9- 0	1	9- 0	74	109	10	10	1	1	
DIV. I NON-CONF.	9- 0	1	9- 0	75	110	10	10	1	1	
TOTALS	RPI 1-25	RPI 26-50	W-L RECORDS	RPI 51-100	RPI 101-150	RPI 150+				
9- 0	0- 0	0- 0	OVERALL	5- 0	1- 0	3- 0				
5- 0	0- 0	0- 0	HOME	2- 0	1- 0	2- 0				
3- 0	0- 0	0- 0	AWAY	2- 0	0- 0	1- 0				
1- 0	0- 0	0- 0	NEUTRAL	1- 0	0- 0	0- 0				
9- 0	0- 0	0- 0	NON-CONFERENCE	5- 0	1- 0	3- 0				
5- 0	0- 0	0- 0	HOME	2- 0	1- 0	2- 0				
3- 0	0- 0	0- 0	AWAY	2- 0	0- 0	1- 0				
1- 0	0- 0	0- 0	NEUTRAL	1- 0	0- 0	0- 0				
0- 0	0- 0	0- 0	CONFERENCE	0- 0	0- 0	0- 0				
0- 0	0- 0	0- 0	HOME	0- 0	0- 0	0- 0				
0- 0	0- 0	0- 0	AWAY	0- 0	0- 0	0- 0				
0- 0	0- 0	0- 0	NEUTRAL	0- 0	0- 0	0- 0				

RPI S	Opponent	Score	RPI S	Opponent	Score	RPI S	Opponent	Score	RPI S	Opponent	Score
53	N Charlotte	81 68	57	H BYU	77 60	137	H Southern Utah	69 43	183	H Utah St.	65 58
88	H Montana St.	74 64	91	A St. Mary's (CA)	63 62	261	A Nevada	80 50	309	H Utah Valley	100 52
97	A Fresno St.	65 55	97	A Fresno St.	65 55	261	A Nevada	80 50	309	H Utah Valley	100 52
LAST 12 Division I GAMES:											
309	H Utah Valley	100 52	57	H BYU	77 60	137	H Southern Utah	69 43	183	H Utah St.	65 58
97	A Fresno St.	65 55	261	A Nevada	80 50	261	A Nevada	80 50	309	H Utah Valley	100 52
88	H Montana St.	74 64	183	H Utah St.	65 58	309	H Utah Valley	100 52	309	H Utah Valley	100 52
			137	H Southern Utah	69 43						
			91	A St. Mary's (CA)	63 62						
			53	N Charlotte	81 68						

Non-Div I Games:

Utah

Average RPI Win:	247	WON-LOST	WINNING	LAST 10	STRENGTH OF	OPP. STRENGTH	TEAM	ADJ.	CONF.	ADJ CONF.
Average RPI Loss:	74	RECORD	PCT. RANK	GAMES	SCHEDULE	OF SCHEDULE	RPI	RPI	RPI	RPI
DIV. I ONLY	5- 2	80	5- 2	312	175	183	183	9	9	
DIV. I NON-CONF.	5- 2	78	5- 2	312	174	185	185	9	9	
TOTALS	RPI 1-25	RPI 26-50	W-L RECORDS	RPI 51-100	RPI 101-150	RPI 150+				
5- 2	0- 1	0- 0	OVERALL	1- 0	0- 1	4- 0				
3- 1	0- 0	0- 0	HOME	1- 0	0- 1	2- 0				
1- 1	0- 1	0- 0	AWAY	0- 0	0- 0	1- 0				
1- 0	0- 0	0- 0	NEUTRAL	0- 0	0- 0	1- 0				
5- 2	0- 1	0- 0	NON-CONFERENCE	1- 0	0- 1	4- 0				
3- 1	0- 0	0- 0	HOME	1- 0	0- 1	2- 0				
1- 1	0- 1	0- 0	AWAY	0- 0	0- 0	1- 0				
1- 0	0- 0	0- 0	NEUTRAL	0- 0	0- 0	1- 0				
0- 0	0- 0	0- 0	CONFERENCE	0- 0	0- 0	0- 0				
0- 0	0- 0	0- 0	HOME	0- 0	0- 0	0- 0				
0- 0	0- 0	0- 0	AWAY	0- 0	0- 0	0- 0				
0- 0	0- 0	0- 0	NEUTRAL	0- 0	0- 0	0- 0				

RPI 1-25				RPI 26-50				RPI 51-100				RPI 101+ Team's RPI: 183			
RPI	S	Opponent	Score	RPI	S	Opponent	Score	RPI	S	Opponent	Score	RPI	S	Opponent	Score
10	A	Utah	58 65					88	H	Montana St.	64 56	137	H	Southern Utah	54 70
												171	H	Idaho St.	69 56
												289	H	UC Irvine	66 52
												341	A	Montana	65 47
												345	N	Incarinate Word	79 46
LAST 12 Division I GAMES:															
10	A	Utah	58 65	345	N	Incarinate Word	79 46								
171	H	Idaho St.	69 56	137	H	Southern Utah	54 70								
341	A	Montana	65 47	289	H	UC Irvine	66 52								
				88	H	Montana St.	64 56								

Non-Div I Games: Westminster (UT) 72 49

Utah St.

Utah Valley

Through Games Of Dec. 11, 2016

Average RPI Win:	267	WON-LOST	WINNING	LAST 10	STRENGTH OF	OPP. STRENGTH	TEAM	ADJ.	CONF.	ADJ CONF.
Average RPI Loss:	153	RECORD	PCT. RANK	GAMES	SCHEDULE	OF SCHEDULE	RPI	RPI	RPI	RPI
DIV. I ONLY	3- 8	259	3- 7	293	157	309	309	29	29	
DIV. I NON-CONF.	3- 8	258	3- 8	294	159	309	309	29	29	
TOTALS	RPI 1-25	RPI 26-50	W-L RECORDS	RPI 51-100	RPI 101-150	RPI 150+				
3- 8	0- 1	0- 0	OVERALL	0- 1	1- 2	2- 4				
2- 3	0- 0	0- 0	HOME	0- 1	0- 1	2- 1				
1- 3	0- 0	0- 0	AWAY	0- 0	1- 0	0- 1				
0- 2	0- 0	0- 0	NEUTRAL	0- 0	0- 1	0- 1				
3- 8	0- 1	0- 0	NON-CONFERENCE	0- 1	1- 2	2- 4				
2- 3	0- 0	0- 0	HOME	0- 1	0- 1	2- 1				
1- 3	0- 1	0- 0	AWAY	0- 0	1- 0	0- 2				
0- 2	0- 0	0- 0	NEUTRAL	0- 0	0- 1	0- 1				
0- 0	0- 0	0- 0	CONFERENCE	0- 0	0- 0	0- 0				
0- 0	0- 0	0- 0	HOME	0- 0	0- 0	0- 0				
0- 0	0- 0	0- 0	AWAY	0- 0	0- 0	0- 0				
0- 0	0- 0	0- 0	NEUTRAL	0- 0	0- 0	0- 0				

RPI	S	Opponent	Score	RPI	S	Opponent	Score	RPI	S	Opponent	Score	RPI	S	Opponent	Score	Team's RPI: 309
10	A	Utah	52 100					57	H	BYU	50 68	120	H	Eastern Wash.	50 83	
												137	A	Southern Utah	70 64	
												146	N	SIUE	64 71	
												190	N	Central Mich.	62 71	
												193	H	Weber St.	61 64	
												233	A	Air Force	53 64	
												275	A	Cal Poly	65 77	
												325	H	Denver	72 58	
												338	H	Pepperdine	72 65	
LAST 12 Division I GAMES:																
233	A	Air Force	53 64	325	H	Denver	72 58									
146	N	SIUE	64 71	137	A	Southern Utah	70 64									
338	H	Pepperdine	72 65	10	A	Utah	52 100									
275	A	Cal Poly	65 77	193	H	Weber St.	61 64									
190	N	Central Mich.	62 71	57	H	BYU	50 68									
120	H	Eastern Wash.	50 83													

Non-Div I Games:

Utah Valley

 Loss,
 Non-Conf,
S Site,
 Home
 Away
N Neutral

Average RPI Win:	247	WON-LOST	WINNING	LAST 10	STRENGTH OF	OPP. STRENGTH	TEAM	ADJ.	CONF.	ADJ CONF.
Average RPI Loss:	101	RECORD	PCT. RANK	GAMES	SCHEDULE	OF SCHEDULE	RPI	RPI	RPI	RPI
DIV. I ONLY	6- 5	149	5- 5	260	52	177	177	12	12	
DIV. I NON-CONF.	6- 4	126	6- 4	278	45	180	180	12	12	
TOTALS	RPI 1-25	RPI 26-50	W-L RECORDS	RPI 51-100	RPI 101-150	RPI 150+				
6- 5	0- 1	0- 0	OVERALL	0- 2	1- 1	5- 1				
2- 3	0- 1	0- 0	HOME	0- 1	0- 0	2- 1				
2- 2	0- 0	0- 0	AWAY	0- 0	0- 0	2- 0				
2- 0	0- 0	0- 0	NEUTRAL	0- 0	1- 0	1- 0				
6- 4	0- 1	0- 0	NON-CONFERENCE	0- 1	1- 1	5- 1				
2- 3	0- 1	0- 0	HOME	0- 1	0- 0	2- 1				
2- 1	0- 0	0- 0	AWAY	0- 0	0- 1	2- 0				
2- 0	0- 0	0- 0	NEUTRAL	0- 0	1- 0	1- 0				
0- 1	0- 0	0- 0	CONFERENCE	0- 1	0- 0	0- 0				
0- 0	0- 0	0- 0	HOME	0- 0	0- 0	0- 0				
0- 1	0- 0	0- 0	AWAY	0- 1	0- 0	0- 0				
0- 0	0- 0	0- 0	NEUTRAL	0- 0	0- 0	0- 0				

RPI 1-25				RPI 26-50				RPI 51-100				RPI 101+				Team's RPI: 177	
RPI	S	Opponent	Score	RPI	S	Opponent	Score	RPI	S	Opponent	Score	RPI	S	Opponent	Score		
18	H	Minnesota	69 79					95	A	George Washington	67 81	134	A	Old Dominion	60 70		
								99	H	IUPUI	62 71	135	N	Villanova	68 66		
												159	H	Iona	57 59		
												230	A	Furman	75 61		
												243	N	American	68 62		
												281	H	Coppin St.	73 44		
												291	H	UNCG	65 54		
												304	A	Campbell	66 53		
LAST 12 Division I GAMES:																	
				95	A	George Washington	67 81	291	H	UNCG	65 54						
				159	H	Iona	57 59	134	A	Old Dominion	60 70						
				135	N	Villanova	68 66	230	A	Furman	75 61						
				243	N	American	68 62	18	H	Minnesota	69 79						
				99	H	IUPUI	62 71	281	H	Coppin St.	73 44						
				304	A	Campbell	66 53										

Non-Div I Games:

VCU

■ Loss,
 ■ Non-Conf,
 S Site,
 ■ Home
 ■ Away
 N Neutral

Average RPI Win: 318		WON-LOST	WINNING	LAST 10	STRENGTH OF		OPP. STRENGTH	TEAM	ADJ.	CONF.	ADJ CONF.
Average RPI Loss: 161		RECORD	PCT. RANK	GAMES	SCHEDULE		OF SCHEDULE	RPI	RPI	RPI	RPI
DIV. I ONLY		3- 5	222	3- 5	306		205	280	280	21	21
DIV. I NON-CONF.		3- 5	221	3- 5	306		205	277	277	21	21
TOTALS		RPI 1-25	RPI 26-50		W-L RECORDS		RPI 51-100	RPI 101-150		RPI 150+	
3- 5	0- 1	0- 0		OVERALL		0- 0	0- 1		3- 3		
2- 1	0- 0	0- 0		HOME		0- 0	0- 0		2- 1		
1- 4	0- 0	0- 0		AWAY		0- 0	0- 0		1- 0		
0- 0	0- 0	0- 0		NEUTRAL		0- 0	0- 0		0- 0		
3- 5	0- 1	0- 0		NON-CONFERENCE		0- 0	0- 1		3- 3		
2- 1	0- 0	0- 0		HOME		0- 0	0- 0		2- 1		
1- 4	0- 1	0- 0		AWAY		0- 0	0- 1		1- 2		
0- 0	0- 0	0- 0		NEUTRAL		0- 0	0- 0		0- 0		
0- 0	0- 0	0- 0		CONFERENCE		0- 0	0- 0		0- 0		
0- 0	0- 0	0- 0		HOME		0- 0	0- 0		0- 0		
0- 0	0- 0	0- 0		AWAY		0- 0	0- 0		0- 0		
0- 0	0- 0	0- 0		NEUTRAL		0- 0	0- 0		0- 0		

[illegible]

Non-Div I Games:	Ind.-Kokomo	102	47	Grace (IN)	71	49
------------------	-------------	-----	----	------------	----	----

Valparaiso

■ Loss, ■ Non-Conf, S Site, H Home A Away N Neutral

Vanderbilt

Through Games Of Dec. 11, 2016

Average RPI Win:	170	WON-LOST	WINNING	LAST 10	STRENGTH OF	OPP. STRENGTH	TEAM	ADJ.	CONF.	ADJ CONF.
Average RPI Loss:	105	RECORD	PCT. RANK	GAMES	SCHEDULE	OF SCHEDULE	RPI	RPI	RPI	RPI
DIV. I ONLY	9- 1	18	9- 1	166	73	36	36	2	2	
DIV. I NON-CONF.	9- 1	18	9- 1	165	74	36	36	2	2	
TOTALS	RPI 1-25	RPI 26-50	W-L RECORDS	RPI 51-100	RPI 101-150	RPI 150+				
9- 1	1- 0	1- 0	OVERALL	0- 0	2- 1	5- 0				
5- 0	1- 0	1- 0	HOME	0- 0	1- 0	2- 0				
3- 1	0- 0	0- 0	AWAY	0- 0	0- 1	3- 0				
1- 0	0- 0	0- 0	NEUTRAL	0- 0	1- 0	0- 0				
9- 1	1- 0	1- 0	NON-CONFERENCE	0- 0	2- 1	5- 0				
5- 0	1- 0	1- 0	HOME	0- 0	1- 0	2- 0				
3- 1	0- 0	0- 0	AWAY	0- 0	0- 1	3- 0				
1- 0	0- 0	0- 0	NEUTRAL	0- 0	1- 0	0- 0				
0- 0	0- 0	0- 0	CONFERENCE	0- 0	0- 0	0- 0				
0- 0	0- 0	0- 0	HOME	0- 0	0- 0	0- 0				
0- 0	0- 0	0- 0	AWAY	0- 0	0- 0	0- 0				
0- 0	0- 0	0- 0	NEUTRAL	0- 0	0- 0	0- 0				

RPI 1-25				RPI 26-50				Team's RPI: 36	RPI 51-100				RPI 101+			
RPI	S	Opponent	Score	RPI	S	Opponent	Score		RPI	S	Opponent	Score	RPI	S	Opponent	Score
23	H	Drexel	73 63	42	H	Duke	77 73						105	A	Indiana	61 94
													106	H	Tulane	74 63
													146	N	SIUE	73 63
													207	H	Robert Morris	75 59
													233	A	Air Force	75 49
													242	A	UT Martin	79 77
													254	H	Kennesaw St.	86 54
													277	A	ETSU	80 72
LAST 12 Division I GAMES:																
277	A	ETSU	80 72	146	N	SIUE	73 63									
106	H	Tulane	74 63	233	A	Air Force	75 49									
105	A	Indiana	61 94	242	A	UT Martin	79 77									
254	H	Kennesaw St.	86 54	207	H	Robert Morris	75 59									
				42	H	Duke	77 73									
				23	H	Drexel	73 63									

Non-Div I Games:

Vanderbilt

Loss, Non-Conf, S Site, H Home A Away N Neutral

Average RPI Win:	304	WON-LOST	WINNING	LAST 10	STRENGTH OF	OPP. STRENGTH	TEAM	ADJ.	CONF.	ADJ CONF.
Average RPI Loss:	175	RECORD	PCT. RANK	GAMES	SCHEDULE	OF SCHEDULE	RPI	RPI	RPI	RPI
DIV. I ONLY	3- 6	232	3- 6	237	322	305	305	25	25	
DIV. I NON-CONF.	3- 6	233	3- 6	238	322	304	304	25	25	
TOTALS	RPI 1-25	RPI 26-50	W-L RECORDS	RPI 51-100	RPI 101-150	RPI 150+				
3- 6	0- 0	0- 0	OVERALL	0- 1	0- 2	3- 3				
3- 3	0- 0	0- 0	HOME	0- 0	0- 1	3- 2				
0- 3	0- 0	0- 0	AWAY	0- 1	0- 1	0- 1				
0- 0	0- 0	0- 0	NEUTRAL	0- 0	0- 0	0- 0				
3- 6	0- 0	0- 0	NON-CONFERENCE	0- 1	0- 2	3- 3				
3- 3	0- 0	0- 0	HOME	0- 0	0- 1	3- 2				
0- 3	0- 0	0- 0	AWAY	0- 1	0- 1	0- 1				
0- 0	0- 0	0- 0	NEUTRAL	0- 0	0- 0	0- 0				
0- 0	0- 0	0- 0	CONFERENCE	0- 0	0- 0	0- 0				
0- 0	0- 0	0- 0	HOME	0- 0	0- 0	0- 0				
0- 0	0- 0	0- 0	AWAY	0- 0	0- 0	0- 0				
0- 0	0- 0	0- 0	NEUTRAL	0- 0	0- 0	0- 0				

RPI S	Opponent	Score	RPI S	Opponent	Score	RPI S	Opponent	Score	RPI S	Opponent	Score	Team's RPI: 305
						68	A Temple	39 53	139	H Milwaukee	44 68	
									150	A Yale	48 77	
									181	H Brown	50 62	
									199	H Bryant	57 63	
									268	H Dartmouth	59 54	
									315	A Central Conn. St.	76 78	
									319	H Holy Cross	63 52	
									326	H NJIT	64 42	
LAST 12 Division I GAMES:												
181	H Brown	50 62	326	H NJIT	64 42							
68	A Temple	39 53	150	A Yale	48 77							
319	H Holy Cross	63 52	315	A Central Conn. St.	76 78							
139	H Milwaukee	44 68	268	H Dartmouth	59 54							
			199	H Bryant	57 63							

Non-Div I Games:

Vermont

Average RPI Win:	196	WON-LOST	WINNING	LAST 10	STRENGTH OF	OPP. STRENGTH	TEAM	ADJ.	CONF.	ADJ CONF.
Average RPI Loss:	90	RECORD	PCT. RANK	GAMES	SCHEDULE	OF SCHEDULE	RPI	RPI	RPI	RPI
DIV. I ONLY	4- 5	181	4- 5	52	193	135	135	6	6	
DIV. I NON-CONF.	4- 5	183	4- 5	52	192	137	137	6	6	
TOTALS	RPI 1-25	RPI 26-50	W-L RECORDS	RPI 51-100	RPI 101-150	RPI 150+				
4- 5	0- 1	0- 0	OVERALL	0- 2	1- 1	3- 1				
2- 2	0- 0	0- 0	HOME	0- 2	0- 0	2- 0				
2- 0	0- 0	0- 0	AWAY	0- 0	1- 0	1- 0				
0- 3	0- 1	0- 0	NEUTRAL	0- 0	0- 1	0- 1				
4- 5	0- 1	0- 0	NON-CONFERENCE	0- 2	1- 1	3- 1				
2- 2	0- 0	0- 0	HOME	0- 2	0- 0	2- 0				
2- 0	0- 0	0- 0	AWAY	0- 0	1- 0	1- 0				
0- 3	0- 1	0- 0	NEUTRAL	0- 0	0- 1	0- 1				
0- 0	0- 0	0- 0	CONFERENCE	0- 0	0- 0	0- 0				
0- 0	0- 0	0- 0	HOME	0- 0	0- 0	0- 0				
0- 0	0- 0	0- 0	AWAY	0- 0	0- 0	0- 0				
0- 0	0- 0	0- 0	NEUTRAL	0- 0	0- 0	0- 0				

RPI 1-25			RPI 26-50			RPI 51-100			RPI 101+			Team's RPI: 135
RPI	S	Opponent	Score	RPI	S	Opponent	Score	RPI	S	Opponent	Score	
6	N	Mississippi St.	62 108					68	H	Temple	48 83	103 N Troy 85 93
								95	H	George Washington	69 72	148 A Purdue 58 44
												153 H La Salle 52 49
												177 N VCU 66 68
												206 A Saint Joseph's 62 54
												278 H Lehigh 59 37
LAST 12 Division I GAMES:												
278	H	Lehigh	59 37	68	H	Temple	48 83	148	A	Purdue	58 44	6 N Mississippi St. 62 108
206	A	Saint Joseph's	62 54									
153	H	La Salle	52 49									
177	N	VCU	66 68									
103	N	Troy	85 93									
95	H	George Washington	69 72									

Non-Div I Games:

Villanova

■ Loss,
■ Non-Conf, S Site,
■ Home
■ Away
N Neutral

Average RPI Win:	220	WON-LOST	WINNING	LAST 10	STRENGTH OF	OPP. STRENGTH	TEAM	ADJ.	CONF.	ADJ CONF.
Average RPI Loss:	62	RECORD	PCT. RANK	GAMES	SCHEDULE	OF SCHEDULE	RPI	RPI	RPI	RPI
DIV. I ONLY	6- 2	66	6- 2	283	23	112	112	3	3	
DIV. I NON-CONF.	6- 2	64	6- 2	285	23	113	113	3	3	
TOTALS	RPI 1-25	RPI 26-50	W-L RECORDS	RPI 51-100	RPI 101-150	RPI 150+				
6- 2	0- 0	0- 1	OVERALL	0- 1	1- 0	5- 0				
3- 0	0- 0	0- 0	HOME	0- 0	1- 0	2- 0				
2- 1	0- 0	0- 1	AWAY	0- 0	0- 0	2- 0				
1- 1	0- 0	0- 0	NEUTRAL	0- 1	0- 0	1- 0				
6- 2	0- 0	0- 1	NON-CONFERENCE	0- 1	1- 0	5- 0				
3- 0	0- 0	0- 0	HOME	0- 0	1- 0	2- 0				
2- 1	0- 0	0- 1	AWAY	0- 0	0- 0	2- 0				
1- 1	0- 0	0- 0	NEUTRAL	0- 1	0- 0	1- 0				
0- 0	0- 0	0- 0	CONFERENCE	0- 0	0- 0	0- 0				
0- 0	0- 0	0- 0	HOME	0- 0	0- 0	0- 0				
0- 0	0- 0	0- 0	AWAY	0- 0	0- 0	0- 0				
0- 0	0- 0	0- 0	NEUTRAL	0- 0	0- 0	0- 0				

RPI S	Opponent	Score	RPI S	Opponent	Score	RPI S	Opponent	Score	RPI S	Opponent	Score	Team's RPI: 112
26	A Northwestern	60 69	98	N St. John's (NY)	55 66	110	H Middle Tenn.	63 51	151	N Nebraska	73 51	
						241	H Rutgers	62 54	265	A Bowling Green	67 47	
						269	A Richmond	63 56	281	H Coppin St.	103 40	
LAST 12 Division I GAMES:												
241	H Rutgers	62 54	265	A Bowling Green	67 47	26	A Northwestern	60 69				
269	A Richmond	63 56	26	A Northwestern	60 69	151	N Nebraska	73 51				
281	H Coppin St.	103 40	98	N St. John's (NY)	55 66							
110	H Middle Tenn.	63 51										

Non-Div I Games:

Virginia

Average RPI Win:	177	WON-LOST	WINNING	LAST 10	STRENGTH OF	OPP. STRENGTH	TEAM	ADJ.	CONF.	ADJ CONF.
Average RPI Loss:	0	RECORD	PCT. RANK	GAMES	SCHEDULE	OF SCHEDULE	RPI	RPI	RPI	RPI
DIV. I ONLY	10- 0	1	10- 0	235	45	38	38	3	3	
DIV. I NON-CONF.	10- 0	1	10- 0	236	46	38	38	3	3	
TOTALS	RPI 1-25	RPI 26-50	W-L RECORDS	RPI 51-100	RPI 101-150	RPI 150+				
10- 0	1- 0	1- 0	OVERALL	0- 0	1- 0	7- 0				
8- 0	1- 0	1- 0	HOME	0- 0	0- 0	6- 0				
2- 0	0- 0	0- 0	AWAY	0- 0	1- 0	1- 0				
0- 0	0- 0	0- 0	NEUTRAL	0- 0	0- 0	0- 0				
10- 0	1- 0	1- 0	NON-CONFERENCE	0- 0	1- 0	7- 0				
8- 0	1- 0	1- 0	HOME	0- 0	0- 0	6- 0				
2- 0	0- 0	0- 0	AWAY	0- 0	1- 0	1- 0				
0- 0	0- 0	0- 0	NEUTRAL	0- 0	0- 0	0- 0				
0- 0	0- 0	0- 0	CONFERENCE	0- 0	0- 0	0- 0				
0- 0	0- 0	0- 0	HOME	0- 0	0- 0	0- 0				
0- 0	0- 0	0- 0	AWAY	0- 0	0- 0	0- 0				
0- 0	0- 0	0- 0	NEUTRAL	0- 0	0- 0	0- 0				

RPI 1-25				RPI 26-50				Team's RPI: 38	RPI 51-100				RPI 101+			
RPI	S	Opponent	Score	RPI	S	Opponent	Score		RPI	S	Opponent	Score	RPI	S	Opponent	Score
5	H	Georgetown	73 63	48	H	Tennessee	67 63						104	A	UCF	67 64
													151	H	Nebraska	76 67
													160	H	UNC Asheville	71 52
													192	A	Col. of Charleston	71 61
													247	H	Gardner-Webb	76 42
													265	H	Bowling Green	98 51
													286	H	Presbyterian	67 36
													315	H	Central Conn. St.	81 47
LAST 12 Division I GAMES:																
265	H	Bowling Green	98 51	247	H	Gardner-Webb	76 42									
315	H	Central Conn. St.	81 47	151	H	Nebraska	76 67									
5	H	Georgetown	73 63	48	H	Tennessee	67 63									
160	H	UNC Asheville	71 52	192	A	Col. of Charleston	71 61									
				104	A	UCF	67 64									
				286	H	Presbyterian	67 36									

Non-Div I Games:

Virginia Tech

■ Loss,
 ■ Non-Conf, S Site,
 ■ Home
 ■ Away
 N Neutral

RPI 1-25				RPI 26-50				RPI 51-100				RPI 101+				Team's RPI: 339	
RPI	S	Opponent	Score	RPI	S	Opponent	Score	RPI	S	Opponent	Score	RPI	S	Opponent	Score		
												126	A	Army West Point	40	85	
												141	H	Albany (NY)	50	75	
												150	H	Yale	52	66	
												175	H	Towson	40	69	
												176	A	New Hampshire	40	73	
												255	H	Penn	39	63	
												294	H	Delaware St.	49	61	
												326	A	NJIT	45	68	
LAST 12 Division I GAMES:																	
				141	H	Albany (NY)	50	75	176	A	New Hampshire	40	73				
				126	A	Army West Point	40	85	294	H	Delaware St.	49	61				
				255	H	Penn	39	63	175	H	Towson	40	69				
				150	H	Yale	52	66	326	A	NJIT	45	68				

Wagner

Page 330

Wake Forest

Through Games Of Dec. 11, 2016

Average RPI Win:	170	WON-LOST	WINNING	LAST 10	STRENGTH OF	OPP. STRENGTH	TEAM	ADJ.	CONF.	ADJ CONF.
Average RPI Loss:	98	RECORD	PCT. RANK	GAMES	SCHEDULE	OF SCHEDULE	RPI	RPI	RPI	RPI
DIV. I ONLY	7- 3	84	7- 3	61	108	56	56	3	3	
DIV. I NON-CONF.	7- 3	84	7- 3	61	109	57	57	3	3	
TOTALS	RPI 1-25	RPI 26-50	W-L RECORDS	RPI 51-100	RPI 101-150	RPI 150+				
7- 3	0- 1	1- 0	OVERALL	2- 0	0- 1	4- 1				
5- 1	0- 0	0- 0	HOME	2- 0	0- 1	3- 0				
2- 2	0- 1	1- 0	AWAY	0- 0	0- 0	1- 1				
0- 0	0- 0	0- 0	NEUTRAL	0- 0	0- 0	0- 0				
7- 3	0- 1	1- 0	NON-CONFERENCE	2- 0	0- 1	4- 1				
5- 1	0- 0	0- 0	HOME	2- 0	0- 1	3- 0				
2- 2	0- 1	1- 0	AWAY	0- 0	0- 0	1- 1				
0- 0	0- 0	0- 0	NEUTRAL	0- 0	0- 0	0- 0				
0- 0	0- 0	0- 0	CONFERENCE	0- 0	0- 0	0- 0				
0- 0	0- 0	0- 0	HOME	0- 0	0- 0	0- 0				
0- 0	0- 0	0- 0	AWAY	0- 0	0- 0	0- 0				
0- 0	0- 0	0- 0	NEUTRAL	0- 0	0- 0	0- 0				

RPI 1-25				RPI 26-50				RPI 51-100				RPI 101+			
RPI	S	Opponent	Score	RPI	S	Opponent	Score	RPI	S	Opponent	Score	RPI	S	Opponent	Score
7	A	LSU	57 60	37	A	Elon	78 68	71	H	Xavier	58 45	116	H	Radford	60 68
								85	H	Navy	75 65	170	A	Seton Hall	63 70
												230	H	Furman	59 52
												234	H	Eastern Mich.	89 61
												241	H	Rutgers	55 43
												295	A	Illinois	79 70
LAST 12 Division I GAMES:															
170	A	Seton Hall	63 70	116	H	Radford	60 68								
295	A	Illinois	79 70	71	H	Xavier	58 45								
37	A	Elon	78 68	7	A	LSU	57 60								
230	H	Furman	59 52	85	H	Navy	75 65								
234	H	Eastern Mich.	89 61												
241	H	Rutgers	55 43												

Non-Div I Games:

Wake Forest

 Loss,
 Non-Conf,
S Site,
 Home
 Away
N Neutral

Average RPI Win:	126	WON-LOST	WINNING	LAST 10	STRENGTH OF	OPP. STRENGTH	TEAM	ADJ.	CONF.	ADJ CONF.
Average RPI Loss:	2	RECORD	PCT. RANK	GAMES	SCHEDULE	OF SCHEDULE	RPI	RPI	RPI	RPI
DIV. I ONLY	10- 1	14	0- 1	66	9	8	8	1	1	
DIV. I NON-CONF.	10- 1	14	0- 1	66	9	8	8	1	1	
TOTALS	RPI 1-25	RPI 26-50	W-L RECORDS	RPI 51-100	RPI 101-150	RPI 150+				
10- 1	1- 1	1- 0	OVERALL	3- 0	2- 0	3- 0				
7- 0	1- 0	1- 0	HOME	3- 0	2- 0	0- 0				
3- 1	0- 1	0- 0	AWAY	0- 0	0- 0	3- 0				
0- 0	0- 0	0- 0	NEUTRAL	0- 0	0- 0	0- 0				
10- 1	1- 1	1- 0	NON-CONFERENCE	3- 0	2- 0	3- 0				
7- 0	1- 0	1- 0	HOME	3- 0	2- 0	0- 0				
3- 1	0- 1	0- 0	AWAY	0- 0	0- 0	3- 0				
0- 0	0- 0	0- 0	NEUTRAL	0- 0	0- 0	0- 0				
0- 0	0- 0	0- 0	CONFERENCE	0- 0	0- 0	0- 0				
0- 0	0- 0	0- 0	HOME	0- 0	0- 0	0- 0				
0- 0	0- 0	0- 0	AWAY	0- 0	0- 0	0- 0				
0- 0	0- 0	0- 0	NEUTRAL	0- 0	0- 0	0- 0				

RPI 1-25				RPI 26-50				RPI 51-100				RPI 101+			
RPI	S	Opponent	Score	RPI	S	Opponent	Score	RPI	S	Opponent	Score	RPI	S	Opponent	Score
2	A	Notre Dame	60 71	49	H	Missouri	79 66	89	H	CSUN	101 44	120	H	Eastern Wash.	100 52
16	H	Boise St.	92 66					94	H	Colorado St.	101 68	124	H	Idaho	105 53
								97	H	Fresno St.	85 54	167	A	Grand Canyon	101 66
												201	A	Portland	83 53
												306	A	Seattle U	94 64
LAST 12 Division I GAMES:															
167	A	Grand Canyon	101 66	2	A	Notre Dame	60 71								
201	A	Portland	83 53	16	H	Boise St.	92 66								
306	A	Seattle U	94 64	89	H	CSUN	101 44								
124	H	Idaho	105 53	97	H	Fresno St.	85 54								
49	H	Missouri	79 66	120	H	Eastern Wash.	100 52								
94	H	Colorado St.	101 68												

Non-Div I Games:

Washington

Average RPI Win:	151	WON-LOST	WINNING	LAST 10	STRENGTH OF	OPP. STRENGTH	TEAM	ADJ.	CONF.	ADJ CONF.
Average RPI Loss:	36	RECORD	PCT. RANK	GAMES	SCHEDULE	OF SCHEDULE	RPI	RPI	RPI	RPI
DIV. I ONLY	5- 4	139	5- 4	7	112	58	58	1	1	
DIV. I NON-CONF.	5- 4	142	5- 4	8	113	59	59	1	1	
TOTALS	RPI 1-25	RPI 26-50	W-L RECORDS	RPI 51-100	RPI 101-150	RPI 150+				
5- 4	0- 2	0- 1	OVERALL	1- 1	1- 0	3- 0				
4- 2	0- 2	0- 0	HOME	1- 0	1- 0	2- 0				
0- 1	0- 0	0- 0	AWAY	0- 1	0- 0	0- 0				
1- 1	0- 0	0- 1	NEUTRAL	0- 0	0- 0	1- 0				
5- 4	0- 2	0- 1	NON-CONFERENCE	1- 1	1- 0	3- 0				
4- 2	0- 2	0- 0	HOME	1- 0	1- 0	2- 0				
0- 1	0- 0	0- 0	AWAY	0- 1	0- 0	0- 0				
1- 1	0- 0	0- 1	NEUTRAL	0- 0	0- 0	1- 0				
0- 0	0- 0	0- 0	CONFERENCE	0- 0	0- 0	0- 0				
0- 0	0- 0	0- 0	HOME	0- 0	0- 0	0- 0				
0- 0	0- 0	0- 0	AWAY	0- 0	0- 0	0- 0				
0- 0	0- 0	0- 0	NEUTRAL	0- 0	0- 0	0- 0				

RPI 1-25				RPI 26-50				RPI 51-100 Team's RPI: 58				RPI 101+			
RPI	S	Opponent	Score	RPI	S	Opponent	Score	RPI	S	Opponent	Score	RPI	S	Opponent	Score
15	H	Oklahoma St.	72 79	34	N	Maryland	69 79	79	A	Gonzaga	61 79	130	H	San Diego	83 73
16	H	Boise St.	73 77					91	H	St. Mary's (CA)	85 69	151	N	Nebraska	79 65
												166	H	San Francisco	73 35
												217	H	Loyola Marymount	92 45
LAST 12 Division I GAMES:															
15	H	Oklahoma St.	72 79	79	A	Gonzaga	61 79								
166	H	San Francisco	73 35	16	H	Boise St.	73 77								
91	H	St. Mary's (CA)	85 69	130	H	San Diego	83 73								
217	H	Loyola Marymount	92 45	34	N	Maryland	69 79								
				151	N	Nebraska	79 65								

Non-Div I Games:

Washington St.

Average RPI Win:	237	WON-LOST	WINNING	LAST 10	STRENGTH OF	OPP. STRENGTH	TEAM	ADJ.	CONF.	ADJ CONF.
Average RPI Loss:	100	RECORD	PCT. RANK	GAMES	SCHEDULE	OF SCHEDULE	RPI	RPI	RPI	RPI
DIV. I ONLY	4- 3	131	4- 3	323	24	193	193	18	18	
DIV. I NON-CONF.	4- 3	132	4- 3	323	24	195	195	19	19	
TOTALS	RPI 1-25	RPI 26-50	W-L RECORDS	RPI 51-100	RPI 101-150	RPI 150+				
4- 3	0- 0	0- 0	OVERALL	0- 2	0- 0	4- 1				
1- 1	0- 0	0- 0	HOME	0- 1	0- 0	1- 0				
3- 1	0- 0	0- 0	AWAY	0- 1	0- 0	3- 0				
0- 1	0- 0	0- 0	NEUTRAL	0- 0	0- 0	0- 1				
4- 3	0- 0	0- 0	NON-CONFERENCE	0- 2	0- 0	4- 1				
1- 1	0- 0	0- 0	HOME	0- 1	0- 0	1- 0				
3- 1	0- 0	0- 0	AWAY	0- 1	0- 0	3- 0				
0- 1	0- 0	0- 0	NEUTRAL	0- 0	0- 0	0- 1				
0- 0	0- 0	0- 0	CONFERENCE	0- 0	0- 0	0- 0				
0- 0	0- 0	0- 0	HOME	0- 0	0- 0	0- 0				
0- 0	0- 0	0- 0	AWAY	0- 0	0- 0	0- 0				
0- 0	0- 0	0- 0	NEUTRAL	0- 0	0- 0	0- 0				

RPI 1-25				RPI 26-50				RPI 51-100				RPI 101+				Team's RPI: 193	
RPI	S	Opponent	Score	RPI	S	Opponent	Score	RPI	S	Opponent	Score	RPI	S	Opponent	Score		
								57	A	BYU	64	73	154	N	Stetson	68	70
								89	H	CSUN	78	89	201	H	Portland	76	37
													204	A	FIU	64	61
													233	A	Air Force	76	61
													309	A	Utah Valley	64	61
LAST 12 Division I GAMES:																	
				89	H	CSUN	78	89	201	H	Portland	76	37				
				57	A	BYU	64	73	154	N	Stetson	68	70				
									204	A	FIU	64	61				
									233	A	Air Force	76	61				
									309	A	Utah Valley	64	61				

Non-Div I Games: Cal St. San B'dino 75 69 Westminster (UT) 81 68

Weber St.

Average RPI Win:	204	WON-LOST	WINNING	LAST 10	STRENGTH OF	OPP. STRENGTH	TEAM	ADJ.	CONF.	ADJ CONF.
Average RPI Loss:	0	RECORD	PCT. RANK	GAMES	SCHEDULE	OF SCHEDULE	RPI	RPI	RPI	RPI
DIV. I ONLY	10- 0	1	10- 0	243	146	51	51	4	4	
DIV. I NON-CONF.	10- 0	1	10- 0	244	149	51	51	4	4	
TOTALS	RPI 1-25	RPI 26-50	W-L RECORDS	RPI 51-100	RPI 101-150	RPI 150+				
10- 0	0- 0	1- 0	OVERALL	1- 0	1- 0	7- 0				
7- 0	0- 0	0- 0	HOME	0- 0	1- 0	6- 0				
0- 0	0- 0	0- 0	AWAY	0- 0	0- 0	0- 0				
3- 0	0- 0	1- 0	NEUTRAL	1- 0	0- 0	1- 0				
10- 0	0- 0	1- 0	NON-CONFERENCE	1- 0	1- 0	7- 0				
7- 0	0- 0	0- 0	HOME	0- 0	1- 0	6- 0				
0- 0	0- 0	0- 0	AWAY	0- 0	0- 0	0- 0				
3- 0	0- 0	1- 0	NEUTRAL	1- 0	0- 0	1- 0				
0- 0	0- 0	0- 0	CONFERENCE	0- 0	0- 0	0- 0				
0- 0	0- 0	0- 0	HOME	0- 0	0- 0	0- 0				
0- 0	0- 0	0- 0	AWAY	0- 0	0- 0	0- 0				
0- 0	0- 0	0- 0	NEUTRAL	0- 0	0- 0	0- 0				

RPI 1-25			RPI 26-50			RPI 51-100			Team's RPI: 51	RPI 101+		
RPI	S	Opponent	Score	RPI	S	Opponent	Score	RPI	S	Opponent	Score	RPI
				28	N	Auburn	56 52	100	N	East Carolina	79 47	108
										H	Charleston So.	88 38
										H	Ole Miss	66 61
										H	Howard	95 49
										H	Morehead St.	94 53
										H	Coppin St.	69 39
										H	High Point	82 59
										N	N.C. A&T	80 64
										H	USC Upstate	91 33
LAST 12 Division I GAMES:												
				180	H	Ole Miss	66 61	308	H	USC Upstate	91 33	
				245	H	Morehead St.	94 53	281	H	Coppin St.	69 39	
				292	H	High Point	82 59	200	H	Howard	95 49	
				28	N	Auburn	56 52	108	H	Charleston So.	88 38	
				100	N	East Carolina	79 47					
				299	N	N.C. A&T	80 64					

Non-Div I Games:

West Virginia

Average RPI Win:	329	WON-LOST	WINNING	LAST 10	STRENGTH OF	OPP. STRENGTH	TEAM	ADJ.	CONF.	ADJ CONF.
Average RPI Loss:	143	RECORD	PCT. RANK	GAMES	SCHEDULE	OF SCHEDULE	RPI	RPI	RPI	RPI
DIV. I ONLY	2- 8	289	2- 7	184	260	258	258	20	20	
DIV. I NON-CONF.	2- 8	287	2- 8	185	259	257	257	20	20	
TOTALS	RPI 1-25	RPI 26-50	W-L RECORDS	RPI 51-100	RPI 101-150	RPI 150+				
2- 8	0- 1	0- 0	OVERALL	0- 2	0- 1	2- 4				
0- 2	0- 0	0- 0	HOME	0- 0	0- 0	0- 2				
2- 4	0- 1	0- 0	AWAY	0- 1	0- 1	2- 1				
0- 2	0- 0	0- 0	NEUTRAL	0- 1	0- 0	0- 1				
2- 8	0- 1	0- 0	NON-CONFERENCE	0- 2	0- 1	2- 4				
0- 2	0- 0	0- 0	HOME	0- 0	0- 0	0- 2				
2- 4	0- 1	0- 0	AWAY	0- 1	0- 1	2- 1				
0- 2	0- 0	0- 0	NEUTRAL	0- 1	0- 0	0- 1				
0- 0	0- 0	0- 0	CONFERENCE	0- 0	0- 0	0- 0				
0- 0	0- 0	0- 0	HOME	0- 0	0- 0	0- 0				
0- 0	0- 0	0- 0	AWAY	0- 0	0- 0	0- 0				
0- 0	0- 0	0- 0	NEUTRAL	0- 0	0- 0	0- 0				

RPI	S	Opponent	Score	RPI	S	Opponent	Score	RPI	S	Opponent	Score	RPI	S	Opponent	Score	Team's RPI: 258
9	A	Florida St.	41 90					64	A	Clemson	63 78	116	A	Radford	39 67	
								80	N	Duquesne	50 65	160	A	UNC Asheville	53 62	
												166	N	San Francisco	52 73	
												242	H	UT Martin	72 84	
												304	H	Campbell	48 50	
												310	A	Eastern Ky.	72 61	
												348	A	Florida A&M	62 61	
LAST 12 Division I GAMES:																
304	H	Campbell	48 50	116	A	Radford	39 67									
166	N	San Francisco	52 73	9	A	Florida St.	41 90									
80	N	Duquesne	50 65	348	A	Florida A&M	62 61									
310	A	Eastern Ky.	72 61	64	A	Clemson	63 78									
160	A	UNC Asheville	53 62													
242	H	UT Martin	72 84													

Non-Div I Games: North Greenville 95 48

Western Caro.

■ Loss,
■ Non-Conf,
■ S Site,
■ H Home
■ A Away
N Neutral

Average RPI Win:	237	WON-LOST	WINNING	LAST 10	STRENGTH OF	OPP. STRENGTH	TEAM	ADJ.	CONF.	ADJ CONF.
Average RPI Loss:	80	RECORD	PCT. RANK	GAMES	SCHEDULE	OF SCHEDULE	RPI	RPI	RPI	RPI
DIV. I ONLY	6- 3	92	6- 3	169	189	84	84	14	14	
DIV. I NON-CONF.	6- 3	91	6- 3	168	188	82	82	14	14	
TOTALS	RPI 1-25	RPI 26-50	W-L RECORDS	RPI 51-100	RPI 101-150	RPI 150+				
6- 3	0- 0	0- 1	OVERALL	0- 1	2- 1	4- 0				
3- 0	0- 0	0- 0	HOME	0- 0	1- 0	2- 0				
3- 3	0- 0	0- 0	AWAY	0- 0	1- 0	2- 0				
0- 0	0- 0	0- 0	NEUTRAL	0- 0	0- 0	0- 0				
6- 3	0- 0	0- 1	NON-CONFERENCE	0- 1	2- 1	4- 0				
3- 0	0- 0	0- 0	HOME	0- 0	1- 0	2- 0				
3- 3	0- 0	0- 1	AWAY	0- 1	1- 1	2- 0				
0- 0	0- 0	0- 0	NEUTRAL	0- 0	0- 0	0- 0				
0- 0	0- 0	0- 0	CONFERENCE	0- 0	0- 0	0- 0				
0- 0	0- 0	0- 0	HOME	0- 0	0- 0	0- 0				
0- 0	0- 0	0- 0	AWAY	0- 0	0- 0	0- 0				
0- 0	0- 0	0- 0	NEUTRAL	0- 0	0- 0	0- 0				

RPI 1-25				RPI 26-50				RPI 51-100				Team's RPI: 84		RPI 101+			
RPI	S	Opponent	Score	RPI	S	Opponent	Score	RPI	S	Opponent	Score			RPI	S	Opponent	Score
				49	A	Missouri	68 71							136	H	Northern Ill.	83 79
														139	A	Milwaukee	68 76
														146	A	SIUE	76 74
														262	H	Bradley	91 77
														276	A	UMKC	78 65
														284	A	Southeast Mo. St.	100 87
														316	H	Eastern Ill.	83 62
LAST 12 Division I GAMES:																	
				276	A	UMKC	78 65					316	H	Eastern Ill.	83 62		
				136	H	Northern Ill.	83 79					262	H	Bradley	91 77		
				284	A	Southeast Mo. St.	100 87					52	A	Marquette	61 77		
				139	A	Milwaukee	68 76					49	A	Missouri	68 71		
												146	A	SIUE	76 74		

Non-Div I Games: Graceland (IA) 118 40 Monmouth (IL) 113 29

Western Ill.

Average RPI Win:	249	WON-LOST	WINNING	LAST 10	STRENGTH OF	OPP. STRENGTH	TEAM	ADJ.	CONF.	ADJ CONF.
Average RPI Loss:	56	RECORD	PCT. RANK	GAMES	SCHEDULE	OF SCHEDULE	RPI	RPI	RPI	RPI
DIV. I ONLY	5- 4	139	1- 0	116	117	118	118	13	13	
DIV. I NON-CONF.	5- 4	142	1- 0	117	118	119	119	13	13	
TOTALS	RPI 1-25	RPI 26-50	W-L RECORDS	RPI 51-100	RPI 101-150	RPI 150+				
5- 4	0- 1	0- 0	OVERALL	0- 3	1- 0	4- 0				
2- 1	0- 0	0- 0	HOME	0- 1	1- 0	1- 0				
2- 1	0- 0	0- 0	AWAY	0- 1	0- 0	2- 0				
1- 2	0- 1	0- 0	NEUTRAL	0- 1	0- 0	1- 0				
5- 4	0- 1	0- 0	NON-CONFERENCE	0- 3	1- 0	4- 0				
2- 1	0- 0	0- 0	HOME	0- 1	1- 0	1- 0				
2- 1	0- 0	0- 0	AWAY	0- 1	0- 0	2- 0				
1- 2	0- 1	0- 0	NEUTRAL	0- 1	0- 0	1- 0				
0- 0	0- 0	0- 0	CONFERENCE	0- 0	0- 0	0- 0				
0- 0	0- 0	0- 0	HOME	0- 0	0- 0	0- 0				
0- 0	0- 0	0- 0	AWAY	0- 0	0- 0	0- 0				
0- 0	0- 0	0- 0	NEUTRAL	0- 0	0- 0	0- 0				

RPI 1-25				RPI 26-50				RPI 51-100				RPI 101+ Team's RPI: 118			
RPI	S	Opponent	Score	RPI	S	Opponent	Score	RPI	S	Opponent	Score	RPI	S	Opponent	Score
12	N	DePaul	69 77					54	H	UT Arlington	68 71	105	H	Indiana	85 74
								61	A	Louisville	61 68	235	N	Kent St.	79 73
								95	N	George Washington	49 68	283	H	Alabama A&M	96 32
												310	A	Eastern Ky.	90 63
												313	A	Austin Peay	85 65
LAST 12 Division I GAMES:															
				235	N	Kent St.	79 73					313	A	Austin Peay	85 65
				61	A	Louisville	61 68					310	A	Eastern Ky.	90 63
				283	H	Alabama A&M	96 32					95	N	George Washington	49 68
												12	N	DePaul	69 77
												105	H	Indiana	85 74
												54	H	UT Arlington	68 71

Non-Div I Games:

Western Ky.

Average RPI Win:	271	WON-LOST	WINNING	LAST 10	STRENGTH OF	OPP. STRENGTH	TEAM	ADJ.	CONF.	ADJ CONF.
Average RPI Loss:	25	RECORD	PCT. RANK	GAMES	SCHEDULE	OF SCHEDULE	RPI	RPI	RPI	RPI
DIV. I ONLY	7- 2	50	7- 2	331	83	155	155	11	11	
DIV. I NON-CONF.	7- 2	50	7- 2	331	85	156	156	11	11	
TOTALS	RPI 1-25	RPI 26-50	W-L RECORDS	RPI 51-100	RPI 101-150	RPI 150+				
7- 2	0- 2	0- 0	OVERALL	0- 0	0- 0	7- 0				
3- 1	0- 1	0- 0	HOME	0- 0	0- 0	3- 0				
3- 1	0- 0	0- 0	AWAY	0- 0	0- 0	3- 0				
1- 0	0- 0	0- 0	NEUTRAL	0- 0	0- 0	1- 0				
7- 2	0- 2	0- 0	NON-CONFERENCE	0- 0	0- 0	7- 0				
3- 1	0- 1	0- 0	HOME	0- 0	0- 0	3- 0				
3- 1	0- 1	0- 0	AWAY	0- 0	0- 0	3- 0				
1- 0	0- 0	0- 0	NEUTRAL	0- 0	0- 0	1- 0				
0- 0	0- 0	0- 0	CONFERENCE	0- 0	0- 0	0- 0				
0- 0	0- 0	0- 0	HOME	0- 0	0- 0	0- 0				
0- 0	0- 0	0- 0	AWAY	0- 0	0- 0	0- 0				
0- 0	0- 0	0- 0	NEUTRAL	0- 0	0- 0	0- 0				

RPI	S	Opponent	Score
24	H	Michigan St.	64 68
25	A	Michigan	40 66

RPI	S	Opponent	Score
-----	---	----------	-------

RPI	S	Opponent	Score
-----	---	----------	-------

RPI	S	Opponent	Score
171	A	Detroit	75 65
229	H	Loyola Chicago	65 53
273	H	Davidson	76 63
276	A	UMKC	66 54
307	A	North Dakota St.	68 63
310	N	Eastern Ky.	74 59
334	H	Fort Wayne	61 35

LAST 12 Division I GAMES:

171	A	Detroit	75	65	276	A	UMKC	66	54
334	H	Fort Wayne	61	35	25	A	Michigan	40	66
229	H	Loyola Chicago	65	53	24	H	Michigan St.	64	68
307	A	North Dakota St.	68	63	273	H	Davidson	76	63
310	N	Eastern Ky.	74	59					

Non-Div I Games:

Western Mich.

■ Loss,
 ■ Non-Conf, S Site,
 ■ Home
 ■ Away
 N Neutral

Average RPI Win:	222	WON-LOST	WINNING	LAST 10	STRENGTH OF	OPP. STRENGTH	TEAM	ADJ.	CONF.	ADJ CONF.
Average RPI Loss:	115	RECORD	PCT. RANK	GAMES	SCHEDULE	OF SCHEDULE	RPI	RPI	RPI	RPI
DIV. I ONLY	3- 5	222	3- 5	135	128	203	203	16	16	
DIV. I NON-CONF.	3- 5	221	3- 5	135	130	205	205	16	16	
TOTALS	RPI 1-25	RPI 26-50	W-L RECORDS	RPI 51-100	RPI 101-150	RPI 150+				
3- 5	0- 0	0- 2	OVERALL	0- 1	1- 1	2- 1				
2- 1	0- 0	0- 0	HOME	0- 0	1- 0	1- 1				
0- 2	0- 0	0- 1	AWAY	0- 1	0- 0	0- 0				
1- 2	0- 0	0- 1	NEUTRAL	0- 0	0- 1	1- 0				
3- 5	0- 0	0- 2	NON-CONFERENCE	0- 1	1- 1	2- 1				
2- 1	0- 0	0- 0	HOME	0- 0	1- 0	1- 1				
0- 2	0- 0	0- 1	AWAY	0- 1	0- 0	0- 0				
1- 2	0- 0	0- 1	NEUTRAL	0- 0	0- 1	1- 0				
0- 0	0- 0	0- 0	CONFERENCE	0- 0	0- 0	0- 0				
0- 0	0- 0	0- 0	HOME	0- 0	0- 0	0- 0				
0- 0	0- 0	0- 0	AWAY	0- 0	0- 0	0- 0				
0- 0	0- 0	0- 0	NEUTRAL	0- 0	0- 0	0- 0				

RPI S	Opponent	Score	RPI S	Opponent	Score	RPI S	Opponent	Score	RPI S	Opponent	Score	Team's RPI: 203
49	A Missouri	57 64	54	A UT Arlington	70 74	131	H Creighton	62 54				
50	N Stanford	39 87				148	N Purdue	49 86				
						256	H Arkansas St.	69 51				
						276	H UMKC	54 56				
						279	N Northeastern	87 73				
LAST 12 Division I GAMES:												
279	N Northeastern	87 73	49	A Missouri	57 64							
50	N Stanford	39 87	256	H Arkansas St.	69 51							
148	N Purdue	49 86										
54	A UT Arlington	70 74										
276	H UMKC	54 56										
131	H Creighton	62 54										

Non-Div I Games:

Wichita St.

William & Mary

Through Games Of Dec. 11, 2016

Average RPI Win:	253	WON-LOST	WINNING	LAST 10	STRENGTH OF	OPP. STRENGTH	TEAM	ADJ.	CONF.	ADJ CONF.
Average RPI Loss:	98	RECORD	PCT. RANK	GAMES	SCHEDULE	OF SCHEDULE	RPI	RPI	RPI	RPI
DIV. I ONLY	6- 1	36	6- 1	284	209	132	132	8	8	
DIV. I NON-CONF.	6- 1	36	6- 1	286	209	133	133	8	8	
TOTALS	RPI 1-25	RPI 26-50	W-L RECORDS	RPI 51-100	RPI 101-150	RPI 150+				
6- 1	0- 0	0- 0	OVERALL	0- 1	1- 0	5- 0				
3- 1	0- 0	0- 0	HOME	0- 1	0- 0	3- 0				
3- 0	0- 0	0- 0	AWAY	0- 0	1- 0	2- 0				
0- 0	0- 0	0- 0	NEUTRAL	0- 0	0- 0	0- 0				
6- 1	0- 0	0- 0	NON-CONFERENCE	0- 1	1- 0	5- 0				
3- 1	0- 0	0- 0	HOME	0- 1	0- 0	3- 0				
3- 0	0- 0	0- 0	AWAY	0- 0	1- 0	2- 0				
0- 0	0- 0	0- 0	NEUTRAL	0- 0	0- 0	0- 0				
0- 0	0- 0	0- 0	CONFERENCE	0- 0	0- 0	0- 0				
0- 0	0- 0	0- 0	HOME	0- 0	0- 0	0- 0				
0- 0	0- 0	0- 0	AWAY	0- 0	0- 0	0- 0				
0- 0	0- 0	0- 0	NEUTRAL	0- 0	0- 0	0- 0				

RPI 1-25			RPI 26-50			RPI 51-100			RPI 101+			Team's RPI: 132
RPI	S	Opponent	Score	RPI	S	Opponent	Score	RPI	S	Opponent	Score	
						98	H St. John's (NY)	57	73	134	A Old Dominion	69 58
										243	A American	48 34
										268	H Dartmouth	63 50
										269	H Richmond	67 39
										294	H Delaware St.	82 48
										308	A USC Upstate	49 46
LAST 12 Division I GAMES:												
						98	H St. John's (NY)	57	73	243	A American	48 34
										268	H Dartmouth	63 50
										294	H Delaware St.	82 48
										308	A USC Upstate	49 46
										134	A Old Dominion	69 58
										269	H Richmond	67 39

Non-Div I Games:

William & Mary

Loss, Non-Conf, S Site, H Home A Away N Neutral

Average RPI Win:	0	WON-LOST	WINNING	LAST 10	STRENGTH OF	OPP. STRENGTH	TEAM	ADJ.	CONF.	ADJ CONF.
Average RPI Loss:	171	RECORD	PCT. RANK	GAMES	SCHEDULE	OF SCHEDULE	RPI	RPI	RPI	RPI
DIV. I ONLY	0- 8	326	0- 8	216	269	328	328	26	26	
DIV. I NON-CONF.	0- 8	325	0- 8	216	267	328	328	26	26	
TOTALS	RPI 1-25	RPI 26-50	W-L RECORDS	RPI 51-100	RPI 101-150	RPI 150+				
0- 8	0- 2	0- 0	OVERALL	0- 1	0- 0	0- 5				
0- 4	0- 0	0- 0	HOME	0- 0	0- 0	0- 4				
0- 1	0- 0	0- 0	AWAY	0- 0	0- 0	0- 1				
0- 3	0- 2	0- 0	NEUTRAL	0- 1	0- 0	0- 0				
0- 8	0- 2	0- 0	NON-CONFERENCE	0- 1	0- 0	0- 5				
0- 4	0- 0	0- 0	HOME	0- 0	0- 0	0- 4				
0- 1	0- 0	0- 0	AWAY	0- 0	0- 0	0- 1				
0- 3	0- 2	0- 0	NEUTRAL	0- 1	0- 0	0- 0				
0- 0	0- 0	0- 0	CONFERENCE	0- 0	0- 0	0- 0				
0- 0	0- 0	0- 0	HOME	0- 0	0- 0	0- 0				
0- 0	0- 0	0- 0	AWAY	0- 0	0- 0	0- 0				
0- 0	0- 0	0- 0	NEUTRAL	0- 0	0- 0	0- 0				

RPI 1-25			RPI 26-50			RPI 51-100			RPI 101+			Team's RPI: 328
RPI	S	Opponent	Score	RPI	S	Opponent	Score	RPI	S	Opponent	Score	
9	N	Florida St.	35 98					168	H	Akron	59 80	
25	N	Michigan	39 76					192	H	Col. of Charleston	64 95	
								277	A	ETSU	45 62	
								285	H	South Carolina St.	55 63	
								330	H	Tennessee Tech	50 73	
LAST 12 Division I GAMES:												
168	H	Akron	59 80	277	A	ETSU	45 62					
330	H	Tennessee Tech	50 73	192	H	Col. of Charleston	64 95					
79	N	Gonzaga	41 71	285	H	South Carolina St.	55 63					
25	N	Michigan	39 76									
9	N	Florida St.	35 98									

Non-Div I Games: S.C. Aiken 64 **70** N.C. Wesleyan 89 40

Winthrop

Loss, Non-Conf, S Site, H Home A Away N Neutral

Average RPI Win: 227	WON-LOST	WINNING	LAST 10	STRENGTH OF	OPP. STRENGTH	TEAM	ADJ.	CONF.	ADJ CONF.
Average RPI Loss: 128	RECORD	PCT. RANK	GAMES	SCHEDULE	OF SCHEDULE	RPI	RPI	RPI	RPI
DIV. I ONLY	4- 8	232	4- 6	186	148	246	246	7	7
DIV. I NON-CONF.	4- 8	233	4- 8	187	151	246	246	7	7
TOTALS	RPI 1-25	RPI 26-50	W-L RECORDS	RPI 51-100	RPI 101-150	RPI 150+			
4- 8	0- 0	0- 1	OVERALL	0- 2	0- 2	4- 3			
2- 5	0- 0	0- 1	HOME	0- 1	0- 1	2- 2			
1- 2	0- 0	0- 0	AWAY	0- 1	0- 1	1- 0			
1- 1	0- 0	0- 0	NEUTRAL	0- 0	0- 0	1- 1			
4- 8	0- 0	0- 1	NON-CONFERENCE	0- 2	0- 2	4- 3			
2- 5	0- 0	0- 1	HOME	0- 1	0- 1	2- 2			
1- 2	0- 0	0- 0	AWAY	0- 1	0- 1	1- 0			
1- 1	0- 0	0- 0	NEUTRAL	0- 0	0- 0	1- 1			
0- 0	0- 0	0- 0	CONFERENCE	0- 0	0- 0	0- 0			
0- 0	0- 0	0- 0	HOME	0- 0	0- 0	0- 0			
0- 0	0- 0	0- 0	AWAY	0- 0	0- 0	0- 0			
0- 0	0- 0	0- 0	NEUTRAL	0- 0	0- 0	0- 0			

RPI 1-25				RPI 26-50				RPI 51-100				RPI 101+ Team's RPI: 246			
RPI	S	Opponent	Score	RPI	S	Opponent	Score	RPI	S	Opponent	Score	RPI	S	Opponent	Score
				33	H	North Carolina	59 72	52	H	Marquette	75 81	139	A	Milwaukee	63 80
								53	A	Charlotte	48 63	147	H	Dayton	64 83
												171	H	Idaho St.	35 42
												180	N	Ole Miss	44 69
												185	H	Mississippi Val.	103 61
												189	N	Tennessee St.	80 70
												251	H	Butler	60 55
												252	H	Saint Francis (PA)	100 103
												282	A	Illinois St.	64 46
LAST 12 Division I GAMES:															
				282	A	Illinois St.	64 46	52	H	Marquette	75 81				
				33	H	North Carolina	59 72	185	H	Mississippi Val.	103 61				
				189	N	Tennessee St.	80 70	171	H	Idaho St.	35 42				
				180	N	Ole Miss	44 69	147	H	Dayton	64 83				
				139	A	Milwaukee	63 80	252	H	Saint Francis (PA)	100 103				
				251	H	Butler	60 55	53	A	Charlotte	48 63				

Non-Div I Games:

Wisconsin

Average RPI Win:	279	WON-LOST	WINNING	LAST 10	STRENGTH OF	OPP. STRENGTH	TEAM	ADJ.	CONF.	ADJ CONF.
Average RPI Loss:	105	RECORD	PCT. RANK	GAMES	SCHEDULE	OF SCHEDULE	RPI	RPI	RPI	RPI
DIV. I ONLY	4- 4	152	4- 4	261	271	214	214	20	20	
DIV. I NON-CONF.	4- 4	153	4- 4	262	269	215	215	20	20	
TOTALS	RPI 1-25	RPI 26-50	W-L RECORDS	RPI 51-100	RPI 101-150	RPI 150+				
4- 4	0- 0	0- 1	OVERALL	0- 1	0- 0	4- 2				
3- 0	0- 0	0- 0	HOME	0- 0	0- 0	3- 0				
1- 3	0- 0	0- 0	AWAY	0- 1	0- 0	1- 2				
0- 1	0- 0	0- 1	NEUTRAL	0- 0	0- 0	0- 0				
4- 4	0- 0	0- 1	NON-CONFERENCE	0- 1	0- 0	4- 2				
3- 0	0- 0	0- 0	HOME	0- 0	0- 0	3- 0				
1- 3	0- 0	0- 0	AWAY	0- 1	0- 0	1- 2				
0- 1	0- 0	0- 1	NEUTRAL	0- 0	0- 0	0- 0				
0- 0	0- 0	0- 0	CONFERENCE	0- 0	0- 0	0- 0				
0- 0	0- 0	0- 0	HOME	0- 0	0- 0	0- 0				
0- 0	0- 0	0- 0	AWAY	0- 0	0- 0	0- 0				
0- 0	0- 0	0- 0	NEUTRAL	0- 0	0- 0	0- 0				

RPI 1-25			RPI 26-50			RPI 51-100			RPI 101+			Team's RPI: 214
RPI	S	Opponent	Score	RPI	S	Opponent	Score	RPI	S	Opponent	Score	
				31	N	Florida	51 74	55	A	North Carolina St.	40 80	160 A UNC Asheville 65 84
										173 A Omaha 64 89		
										240 H Coastal Caro. 67 62		
										247 H Gardner-Webb 75 66		
										285 H South Carolina St. 66 65		
										342 A N.C. Central 64 54		
LAST 12 Division I GAMES:												
				31	N	Florida	51 74	160	A	UNC Asheville	65 84	
				173	A	Omaha	64 89	240	H	Coastal Caro.	67 62	
				247	H	Gardner-Webb	75 66	342	A	N.C. Central	64 54	
				285	H	South Carolina St.	66 65					
				55	A	North Carolina St.	40 80					

Non-Div I Games: Erskine 116 74

Wofford

Average RPI Win:	322	WON-LOST	WINNING	LAST 10	STRENGTH OF	OPP. STRENGTH	TEAM	ADJ.	CONF.	ADJ CONF.
Average RPI Loss:	150	RECORD	PCT. RANK	GAMES	SCHEDULE	OF SCHEDULE	RPI	RPI	RPI	RPI
DIV. I ONLY	3- 4	202	3- 4	239	293	208	208	21	21	
DIV. I NON-CONF.	3- 4	201	3- 4	240	291	210	210	21	21	
TOTALS	RPI 1-25	RPI 26-50	W-L RECORDS	RPI 51-100	RPI 101-150	RPI 150+				
3- 4	0- 1	0- 0	OVERALL	0- 1	0- 0	3- 2				
0- 1	0- 0	0- 0	HOME	0- 0	0- 0	0- 1				
3- 1	0- 0	0- 0	AWAY	0- 0	0- 0	3- 1				
0- 2	0- 1	0- 0	NEUTRAL	0- 1	0- 0	0- 0				
3- 4	0- 1	0- 0	NON-CONFERENCE	0- 1	0- 0	3- 2				
0- 1	0- 0	0- 0	HOME	0- 0	0- 0	0- 1				
3- 1	0- 0	0- 0	AWAY	0- 0	0- 0	3- 1				
0- 2	0- 1	0- 0	NEUTRAL	0- 1	0- 0	0- 0				
0- 0	0- 0	0- 0	CONFERENCE	0- 0	0- 0	0- 0				
0- 0	0- 0	0- 0	HOME	0- 0	0- 0	0- 0				
0- 0	0- 0	0- 0	AWAY	0- 0	0- 0	0- 0				
0- 0	0- 0	0- 0	NEUTRAL	0- 0	0- 0	0- 0				

RPI 1-25				RPI 26-50				RPI 51-100				RPI 101+				Team's RPI: 208	
RPI	S	Opponent	Score	RPI	S	Opponent	Score	RPI	S	Opponent	Score	RPI	S	Opponent	Score		
5	N	Georgetown	60 67					64	N	Clemson	51 75	235	H	Kent St.	69 79		
												295	A	Illinois	72 76		
												316	A	Eastern Ill.	71 61		
												320	A	Chicago St.	71 65		
												330	A	Tennessee Tech	65 54		
LAST 12 Division I GAMES:																	
295	A	Illinois	72 76	235	H	Kent St.	69 79	64	N	Clemson	51 75	5	N	Georgetown	60 67		
				320	A	Chicago St.	71 65	316	A	Eastern Ill.	71 61	330	A	Tennessee Tech	65 54		

Non-Div I Games: Grace (IN) 87 56

Wright St.

Wyoming

Through Games Of Dec. 11, 2016

Average RPI Win:	218	WON-LOST	WINNING	LAST 10	STRENGTH OF	OPP. STRENGTH	TEAM	ADJ.	CONF.	ADJ CONF.
Average RPI Loss:	64	RECORD	PCT. RANK	GAMES	SCHEDULE	OF SCHEDULE	RPI	RPI	RPI	RPI
DIV. I ONLY	4- 3	131	4- 3	226	136	186	186	9	9	
DIV. I NON-CONF.	4- 3	132	4- 3	227	137	188	188	9	9	
TOTALS	RPI 1-25	RPI 26-50	W-L RECORDS	RPI 51-100	RPI 101-150	RPI 150+				
4- 3	0- 1	0- 1	OVERALL	1- 0	1- 1	2- 0				
4- 1	0- 0	0- 0	HOME	1- 0	1- 1	2- 0				
0- 2	0- 1	0- 1	AWAY	0- 0	0- 0	0- 0				
0- 0	0- 0	0- 0	NEUTRAL	0- 0	0- 0	0- 0				
4- 3	0- 1	0- 1	NON-CONFERENCE	1- 0	1- 1	2- 0				
4- 1	0- 0	0- 0	HOME	1- 0	1- 1	2- 0				
0- 2	0- 1	0- 1	AWAY	0- 0	0- 0	0- 0				
0- 0	0- 0	0- 0	NEUTRAL	0- 0	0- 0	0- 0				
0- 0	0- 0	0- 0	CONFERENCE	0- 0	0- 0	0- 0				
0- 0	0- 0	0- 0	HOME	0- 0	0- 0	0- 0				
0- 0	0- 0	0- 0	AWAY	0- 0	0- 0	0- 0				
0- 0	0- 0	0- 0	NEUTRAL	0- 0	0- 0	0- 0				

RPI 1-25				RPI 26-50				RPI 51-100				RPI 101+ Team's RPI: 186			
RPI	S	Opponent	Score	RPI	S	Opponent	Score	RPI	S	Opponent	Score	RPI	S	Opponent	Score
24	A	Michigan St.	51 63	45	A	Drake	50 63	67	H	South Dakota	69 62	124	H	Idaho	71 74
												137	H	Southern Utah	68 48
												325	H	Denver	59 49
												343	H	Cal St. Fullerton	61 26
LAST 12 Division I GAMES:															
124	H	Idaho	71 74	24	A	Michigan St.	51 63								
67	H	South Dakota	69 62												
137	H	Southern Utah	68 48												
45	A	Drake	50 63												
343	H	Cal St. Fullerton	61 26												
325	H	Denver	59 49												

Non-Div I Games: Adams St. 79 40 Chadron St. 74 50

Wyoming

■ Loss,
 ■ Non-Conf, S Site,
 ■ Home
 ■ Away
 N Neutral

Average RPI Win:	204	WON-LOST	WINNING	LAST 10	STRENGTH OF	OPP. STRENGTH	TEAM	ADJ.	CONF.	ADJ CONF.
Average RPI Loss:	56	RECORD	PCT. RANK	GAMES	SCHEDULE	OF SCHEDULE	RPI	RPI	RPI	RPI
DIV. I ONLY	7- 1	29	7- 1	233	126	71	71	6	6	
DIV. I NON-CONF.	7- 1	29	7- 1	234	127	72	72	6	6	
TOTALS	RPI 1-25	RPI 26-50	W-L RECORDS	RPI 51-100	RPI 101-150	RPI 150+				
7- 1	1- 0	0- 0	OVERALL	0- 1	1- 0	5- 0				
6- 0	1- 0	0- 0	HOME	0- 0	1- 0	4- 0				
1- 1	0- 0	0- 0	AWAY	0- 1	0- 0	1- 0				
0- 0	0- 0	0- 0	NEUTRAL	0- 0	0- 0	0- 0				
7- 1	1- 0	0- 0	NON-CONFERENCE	0- 1	1- 0	5- 0				
6- 0	1- 0	0- 0	HOME	0- 0	1- 0	4- 0				
1- 1	0- 0	0- 0	AWAY	0- 1	0- 0	1- 0				
0- 0	0- 0	0- 0	NEUTRAL	0- 0	0- 0	0- 0				
0- 0	0- 0	0- 0	CONFERENCE	0- 0	0- 0	0- 0				
0- 0	0- 0	0- 0	HOME	0- 0	0- 0	0- 0				
0- 0	0- 0	0- 0	AWAY	0- 0	0- 0	0- 0				
0- 0	0- 0	0- 0	NEUTRAL	0- 0	0- 0	0- 0				

RPI 1-25				RPI 26-50				RPI 51-100				Team's RPI: 71	RPI 101+			
RPI	S	Opponent	Score	RPI	S	Opponent	Score	RPI	S	Opponent	Score		RPI	S	Opponent	Score
25	H	Michigan	61 58					56	A	Wake Forest	45 58		143	H	North Florida	83 46
													189	H	Tennessee St.	63 54
													194	A	Cincinnati	72 61
													284	H	Southeast Mo. St.	54 48
													294	H	Delaware St.	86 53
													301	H	Ark.-Pine Bluff	62 41
LAST 12 Division I GAMES:																
143	H	North Florida	83 46	194	A	Cincinnati	72 61	56	A	Wake Forest	45 58		25	H	Michigan	61 58
284	H	Southeast Mo. St.	54 48					294	H	Delaware St.	86 53		301	H	Ark.-Pine Bluff	62 41
189	H	Tennessee St.	63 54													

Non-Div I Games:

Xavier

Average RPI Win:	260	WON-LOST	WINNING	LAST 10	STRENGTH OF	OPP. STRENGTH	TEAM	ADJ.	CONF.	ADJ CONF.
Average RPI Loss:	151	RECORD	PCT. RANK	GAMES	SCHEDULE	OF SCHEDULE	RPI	RPI	RPI	RPI
DIV. I ONLY	8- 3	74	7- 3	299	237	150	150	15	15	
DIV. I NON-CONF.	8- 3	72	8- 3	300	235	151	151	15	15	
TOTALS	RPI 1-25	RPI 26-50	W-L RECORDS	RPI 51-100	RPI 101-150	RPI 150+				
8- 3	0- 0	0- 0	OVERALL	0- 0	1- 1	7- 2				
3- 1	0- 0	0- 0	HOME	0- 0	1- 0	2- 1				
5- 2	0- 0	0- 0	AWAY	0- 0	0- 1	5- 1				
0- 0	0- 0	0- 0	NEUTRAL	0- 0	0- 0	0- 0				
8- 3	0- 0	0- 0	NON-CONFERENCE	0- 0	1- 1	7- 2				
3- 1	0- 0	0- 0	HOME	0- 0	1- 0	2- 1				
5- 2	0- 0	0- 0	AWAY	0- 0	0- 1	5- 1				
0- 0	0- 0	0- 0	NEUTRAL	0- 0	0- 0	0- 0				
0- 0	0- 0	0- 0	CONFERENCE	0- 0	0- 0	0- 0				
0- 0	0- 0	0- 0	HOME	0- 0	0- 0	0- 0				
0- 0	0- 0	0- 0	AWAY	0- 0	0- 0	0- 0				
0- 0	0- 0	0- 0	NEUTRAL	0- 0	0- 0	0- 0				

RPI 1-25			RPI 26-50			RPI 51-100			RPI 101+			Team's RPI: 150
RPI	S	Opponent	Score	RPI	S	Opponent	Score	RPI	S	Opponent	Score	
								126	A	Army West Point	55	59
								141	H	Albany (NY)	64	53
								158	H	Boston College	64	71
								169	A	Manhattan	57	63
								176	A	New Hampshire	64	58
								223	H	Binghamton	57	48
								282	A	Illinois St.	59	45
								293	A	LIU Brooklyn	75	44
								305	H	Vermont	77	48
								319	A	Holy Cross	71	70
								339	A	Wagner	66	52
LAST 12 Division I GAMES:												
176	A	New Hampshire	64	58	293	A	LIU Brooklyn	75	44			
158	H	Boston College	64	71	339	A	Wagner	66	52			
141	H	Albany (NY)	64	53	319	A	Holy Cross	71	70			
169	A	Manhattan	57	63	282	A	Illinois St.	59	45			
223	H	Binghamton	57	48	305	H	Vermont	77	48			
					126	A	Army West Point	55	59			

Non-Div I Games:

Yale

Team Record				Through Games Of 2007-11-10-2010						
Average RPI Win:	240	WON-LOST	WINNING	LAST 10	STRENGTH OF	OPP. STRENGTH	TEAM	ADJ.	CONF.	ADJ CONF.
Average RPI Loss:	225	RECORD	PCT. RANK	GAMES	SCHEDULE	OF SCHEDULE	RPI	RPI	RPI	RPI
DIV. I ONLY	2- 6	261	2- 6	286	284	317	317	21	21	
DIV. I NON-CONF.	2- 6	260	2- 6	288	281	317	317	21	21	
TOTALS	RPI 1-25	RPI 26-50	W-L RECORDS	RPI 51-100	RPI 101-150	RPI 150+				
2- 6	0- 0	0- 0	OVERALL	0- 0	0- 0	2- 6				
1- 2	0- 0	0- 0	HOME	0- 0	0- 0	1- 2				
0- 4	0- 0	0- 0	AWAY	0- 0	0- 0	0- 4				
1- 0	0- 0	0- 0	NEUTRAL	0- 0	0- 0	1- 0				
2- 6	0- 0	0- 0	NON-CONFERENCE	0- 0	0- 0	2- 6				
1- 2	0- 0	0- 0	HOME	0- 0	0- 0	1- 2				
0- 4	0- 0	0- 0	AWAY	0- 0	0- 0	0- 4				
1- 0	0- 0	0- 0	NEUTRAL	0- 0	0- 0	1- 0				
0- 0	0- 0	0- 0	CONFERENCE	0- 0	0- 0	0- 0				
0- 0	0- 0	0- 0	HOME	0- 0	0- 0	0- 0				
0- 0	0- 0	0- 0	AWAY	0- 0	0- 0	0- 0				
0- 0	0- 0	0- 0	NEUTRAL	0- 0	0- 0	0- 0				

[illegible]

Non-Div I Games:	Tiffin	84	62
------------------	--------	----	----

Youngstown St.

■ Loss, ■ Non-Conf, S Site, H Home A Away N Neutral