

<div> <div>Average RPI Win: 311</div> <div>WON-LOST</div> <div>WINNING</div> <div>LAST 10</div> </div>				<div> <div>STRENGTH OF</div> <div>OPP. STRENGTH</div> </div>		<div> <div>TEAM</div> <div>ADJ. RPI</div> </div>		<div> <div>CONF. RPI</div> <div>ADJ CONF. RPI</div> </div>	
<div> <div>Average RPI Loss: 156</div> <div>RECORD</div> <div>PCT. RANK</div> <div>GAMES</div> </div>				<div> <div>SCHEDULE</div> <div>OF SCHEDULE</div> </div>		<div> <div>RPI</div> </div>		<div> <div>RPI</div> </div>	
<div> <div>DIV. I ONLY</div> <div>2- 3</div> <div>214</div> <div>1- 1</div> </div>				<div> <div>301</div> <div>159</div> </div>		<div> <div>248</div> <div>248</div> </div>		<div> <div>26</div> <div>26</div> </div>	
<div> <div>DIV. I NON-CONF.</div> <div>2- 3</div> <div>215</div> <div>1- 1</div> </div>				<div> <div>301</div> <div>157</div> </div>		<div> <div>248</div> <div>248</div> </div>		<div> <div>26</div> <div>26</div> </div>	
TOTALS		RPI 1-25	RPI 26-50	W-L RECORDS	RPI 51-100	RPI 101-150	RPI 150+		
2- 3	0- 1		0- 0	OVERALL	0- 0	0- 0	2- 2		
1- 0	0- 0		0- 0	HOME	0- 0	0- 0	1- 0		
0- 3	0- 1		0- 0	AWAY	0- 0	0- 0	0- 2		
1- 0	0- 0		0- 0	NEUTRAL	0- 0	0- 0	1- 0		
2- 3	0- 1		0- 0	NON-CONFERENCE	0- 0	0- 0	2- 2		
1- 0	0- 0		0- 0	HOME	0- 0	0- 0	1- 0		
0- 3	0- 1		0- 0	AWAY	0- 0	0- 0	0- 2		
1- 0	0- 0		0- 0	NEUTRAL	0- 0	0- 0	1- 0		
0- 0	0- 0		0- 0	CONFERENCE	0- 0	0- 0	0- 0		
0- 0	0- 0		0- 0	HOME	0- 0	0- 0	0- 0		
0- 0	0- 0		0- 0	AWAY	0- 0	0- 0	0- 0		
0- 0	0- 0		0- 0	NEUTRAL	0- 0	0- 0	0- 0		

RPI 1-25					
RPI	S	Opponent	Score		
2	A	Missouri St.	51	79	

RPI 26-50					
RPI	S	Opponent	Score		

RPI 51-100					
RPI	S	Opponent	Score		

RPI 101+					
RPI	S	Opponent	Score		
192	A	Texas St.	48	57	
273	A	South Alabama	82	83	
283	N	Prairie View	64	52	
339	H	UTRGV	61	50	

Team's RPI: 248					
-----------------	--	--	--	--	--

LAST 12 Division I GAMES:					
273	A	South Alabama	82	83	
283	N	Prairie View	64	52	
192	A	Texas St.	48	57	
339	H	UTRGV	61	50	
2	A	Missouri St.	51	79	

Non-Div I Games:	UNKNOWN	75	55	Huston-Tillotson	63	49	Texas Wesleyan	90	52
------------------	---------	----	----	------------------	----	----	----------------	----	----

A&M-Corpus Christi

■ Loss, ■ Non-Conf, S Site, H Home A Away N Neutral

Average RPI Win:	170	WON-LOST	WINNING	LAST 10	STRENGTH OF	OPP. STRENGTH	TEAM	ADJ.	CONF.	ADJ CONF.
Average RPI Loss:	53	RECORD	PCT. RANK	GAMES	SCHEDULE	OF SCHEDULE	RPI	RPI	RPI	RPI
DIV. I ONLY	3- 1	60	1- 0	93	80	28	28	26	26	
DIV. I NON-CONF.	3- 1	61	1- 0	93	79	28	28	26	26	

TOTALS	RPI 1-25	RPI 26-50	W-L RECORDS	RPI 51-100	RPI 101-150	RPI 150+
3- 1	0- 0	0- 0	OVERALL	1- 1	0- 0	2- 0
1- 0	0- 0	0- 0	HOME	0- 0	0- 0	1- 0
2- 1	0- 0	0- 0	AWAY	1- 1	0- 0	1- 0
0- 0	0- 0	0- 0	NEUTRAL	0- 0	0- 0	0- 0
3- 1	0- 0	0- 0	NON-CONFERENCE	1- 1	0- 0	2- 0
1- 0	0- 0	0- 0	HOME	0- 0	0- 0	1- 0
2- 1	0- 0	0- 0	AWAY	1- 1	0- 0	1- 0
0- 0	0- 0	0- 0	NEUTRAL	0- 0	0- 0	0- 0
0- 0	0- 0	0- 0	CONFERENCE	0- 0	0- 0	0- 0
0- 0	0- 0	0- 0	HOME	0- 0	0- 0	0- 0
0- 0	0- 0	0- 0	AWAY	0- 0	0- 0	0- 0
0- 0	0- 0	0- 0	NEUTRAL	0- 0	0- 0	0- 0

RPI S	Opponent	Score	RPI S	Opponent	Score	Team's RPI: 28	RPI S	Opponent	Score	RPI S	Opponent	Score
							53	A Oklahoma	65 78	166	A Portland	76 69
							91	A Wright St.	83 64	253	H Tulsa	73 63
LAST 12 Division I GAMES:												
			253	H Tulsa	73 63		166	A Portland	76 69			
							53	A Oklahoma	65 78			
							91	A Wright St.	83 64			

Non-Div I Games: Howard Payne 96 38 Southwest (NM) 104 52 McMurry 111 43

Abilene Christian

Air Force

Through Games Of 12/10/19

Average RPI Win:	312	WON-LOST	WINNING	LAST 10	STRENGTH OF	OPP. STRENGTH	TEAM	ADJ.	CONF.	ADJ CONF.
Average RPI Loss:	178	RECORD	PCT. RANK	GAMES	SCHEDULE	OF SCHEDULE	RPI	RPI	RPI	RPI
DIV. I ONLY	2- 8	298	1- 0	176	316	293	293	20	20	
DIV. I NON-CONF.	1- 7	316	0- 0	200	295	325	325	21	21	
TOTALS	RPI 1-25	RPI 26-50	W-L RECORDS	RPI 51-100	RPI 101-150	RPI 150+				
2- 8	0- 0	0- 0	OVERALL	0- 1	0- 1	2- 6				
1- 4	0- 0	0- 0	HOME	0- 0	0- 1	1- 3				
1- 4	0- 0	0- 0	AWAY	0- 1	0- 0	1- 3				
0- 0	0- 0	0- 0	NEUTRAL	0- 0	0- 0	0- 0				
1- 7	0- 0	0- 0	NON-CONFERENCE	0- 1	0- 0	1- 6				
1- 3	0- 0	0- 0	HOME	0- 0	0- 0	1- 3				
0- 4	0- 0	0- 0	AWAY	0- 1	0- 0	0- 3				
0- 0	0- 0	0- 0	NEUTRAL	0- 0	0- 0	0- 0				
1- 1	0- 0	0- 0	CONFERENCE	0- 0	0- 1	1- 0				
0- 1	0- 0	0- 0	HOME	0- 0	0- 1	0- 0				
1- 0	0- 0	0- 0	AWAY	0- 0	0- 0	1- 0				
0- 0	0- 0	0- 0	NEUTRAL	0- 0	0- 0	0- 0				

RPI 1-25				RPI 26-50				RPI 51-100				RPI 101+				Team's RPI: 293	
RPI	S	Opponent	Score	RPI	S	Opponent	Score	RPI	S	Opponent	Score	RPI	S	Opponent	Score		
								77	A	Arizona St.	56	87	103	H	Wyoming	63	65
													166	H	Portland	56	72
													179	A	Navy	59	67
													191	A	Northern Colo.	62	72
													228	A	Tennessee	54	81
													238	H	San Diego	59	70
													242	H	Army West Point	66	68
													296	H	NJIT	68	48
													327	A	Nevada	68	61
LAST 12 Division I GAMES:																	
				179	A	Navy	59	67					327	A	Nevada	68	61
				166	H	Portland	56	72					103	H	Wyoming	63	65
				191	A	Northern Colo.	62	72					228	A	Tennessee	54	81
				238	H	San Diego	59	70					77	A	Arizona St.	56	87
				242	H	Army West Point	66	68									
				296	H	NJIT	68	48									

Non-Div I Games:

Air Force

■ Loss,
 ■ Non-Conf,
 ■ S Site,
 ■ H Home
 ■ A Away
 N Neutral

Average RPI Win:	277	WON-LOST	WINNING	LAST 10	STRENGTH OF	OPP. STRENGTH	TEAM	ADJ.	CONF.	ADJ CONF.
Average RPI Loss:	91	RECORD	PCT. RANK	GAMES	SCHEDULE	OF SCHEDULE	RPI	RPI	RPI	RPI
DIV. I ONLY	4- 4	162	0- 1	138	269	165	165	12	12	
DIV. I NON-CONF.	4- 4	161	0- 1	137	270	162	162	12	12	
TOTALS	RPI 1-25	RPI 26-50	W-L RECORDS	RPI 51-100	RPI 101-150	RPI 150+				
4- 4	0- 0	0- 1	OVERALL	0- 1	0- 1	4- 1				
2- 2	0- 0	0- 1	HOME	0- 0	0- 1	2- 0				
2- 2	0- 0	0- 0	AWAY	0- 1	0- 0	2- 1				
0- 0	0- 0	0- 0	NEUTRAL	0- 0	0- 0	0- 0				
4- 4	0- 0	0- 1	NON-CONFERENCE	0- 1	0- 1	4- 1				
2- 2	0- 0	0- 1	HOME	0- 0	0- 1	2- 0				
2- 2	0- 0	0- 0	AWAY	0- 1	0- 0	2- 1				
0- 0	0- 0	0- 0	NEUTRAL	0- 0	0- 0	0- 0				
0- 0	0- 0	0- 0	CONFERENCE	0- 0	0- 0	0- 0				
0- 0	0- 0	0- 0	HOME	0- 0	0- 0	0- 0				
0- 0	0- 0	0- 0	AWAY	0- 0	0- 0	0- 0				
0- 0	0- 0	0- 0	NEUTRAL	0- 0	0- 0	0- 0				

RPI 1-25			RPI 26-50			RPI 51-100			RPI 101+			Team's RPI: 165
RPI	S	Opponent	Score	RPI	S	Opponent	Score	RPI	S	Opponent	Score	
				36	H	Michigan	71 80	63	A	Butler	55 76	
								113	H	Duquesne	63 88	
								151	A	Cleveland St.	62 66	
								161	H	Youngstown St.	91 62	
								289	A	St. Bonaventure	63 54	
								322	A	Detroit Mercy	81 60	
								335	H	Purdue Fort Wayne	64 53	
LAST 12 Division I GAMES:												
				36	H	Michigan	71 80	63	A	Butler	55 76	
				335	H	Purdue Fort Wayne	64 53	113	H	Duquesne	63 88	
				289	A	St. Bonaventure	63 54	151	A	Cleveland St.	62 66	
								322	A	Detroit Mercy	81 60	
								161	H	Youngstown St.	91 62	

Non-Div I Games:

Akron

■ Loss,
 ■ Non-Conf, S Site,
 ■ Home
 ■ Away
 N Neutral

Alabama

Through Games Of 12/10/19

Average RPI Win:	176	WON-LOST	WINNING	LAST 10	STRENGTH OF	OPP. STRENGTH	TEAM	ADJ.	CONF.	ADJ CONF.
Average RPI Loss:	124	RECORD	PCT. RANK	GAMES	SCHEDULE	OF SCHEDULE	RPI	RPI	RPI	RPI
DIV. I ONLY	6- 3	84	1- 0	159	155	117	117	7	7	
DIV. I NON-CONF.	6- 3	82	1- 0	160	154	116	116	7	7	
TOTALS	RPI 1-25	RPI 26-50	W-L RECORDS	RPI 51-100	RPI 101-150	RPI 150+				
6- 3	0- 0	0- 0	OVERALL	2- 1	0- 1	4- 1				
2- 2	0- 0	0- 0	HOME	1- 0	0- 1	1- 1				
3- 0	0- 0	0- 0	AWAY	0- 0	0- 0	3- 0				
1- 1	0- 0	0- 0	NEUTRAL	1- 1	0- 0	0- 0				
6- 3	0- 0	0- 0	NON-CONFERENCE	2- 1	0- 1	4- 1				
2- 2	0- 0	0- 0	HOME	1- 0	0- 1	1- 1				
3- 0	0- 0	0- 0	AWAY	0- 0	0- 0	3- 0				
1- 1	0- 0	0- 0	NEUTRAL	1- 1	0- 0	0- 0				
0- 0	0- 0	0- 0	CONFERENCE	0- 0	0- 0	0- 0				
0- 0	0- 0	0- 0	HOME	0- 0	0- 0	0- 0				
0- 0	0- 0	0- 0	AWAY	0- 0	0- 0	0- 0				
0- 0	0- 0	0- 0	NEUTRAL	0- 0	0- 0	0- 0				

RPI 1-25			RPI 26-50			RPI 51-100			RPI 101+			Team's RPI: 117
RPI	S	Opponent	Score	RPI	S	Opponent	Score	RPI	S	Opponent	Score	
						58 N UNI	87 77	109 H Iowa St.		66 75		
						70 H Colgate	72 52	180 A Tulane		66 56		
						80 N Southern California	57 60	183 H Hampton		61 64		
								188 A Clemson		67 54		
								273 A South Alabama		74 62		
								287 H Mercer		111 56		
LAST 12 Division I GAMES:												
						70 H Colgate	72 52	58 N UNI		87 77		
						109 H Iowa St.	66 75	180 A Tulane		66 56		
						80 N Southern California	57 60	273 A South Alabama		74 62		
								287 H Mercer		111 56		
								188 A Clemson		67 54		
								183 H Hampton		61 64		

Non-Div I Games:

Alabama

Loss,
Non-Conf, S Site, H Home
Away
N Neutral

Average RPI Win:	308	WON-LOST	WINNING	LAST 10	STRENGTH OF	OPP. STRENGTH	TEAM	ADJ.	CONF.	ADJ CONF.
Average RPI Loss:	158	RECORD	PCT. RANK	GAMES	SCHEDULE	OF SCHEDULE	RPI	RPI	RPI	RPI
DIV. I ONLY	3- 4	199	1- 0	185	320	185	185	28	28	
DIV. I NON-CONF.	3- 4	198	1- 0	183	320	185	185	28	28	
TOTALS	RPI 1-25	RPI 26-50	W-L RECORDS	RPI 51-100	RPI 101-150	RPI 150+				
3- 4	0- 0	0- 0	OVERALL	0- 1	0- 1	3- 2				
0- 1	0- 0	0- 0	HOME	0- 0	0- 1	0- 0				
3- 2	0- 0	0- 0	AWAY	0- 1	0- 0	3- 1				
0- 1	0- 0	0- 0	NEUTRAL	0- 0	0- 0	0- 1				
3- 4	0- 0	0- 0	NON-CONFERENCE	0- 1	0- 1	3- 2				
0- 1	0- 0	0- 0	HOME	0- 0	0- 1	0- 0				
3- 2	0- 0	0- 0	AWAY	0- 1	0- 0	3- 1				
0- 1	0- 0	0- 0	NEUTRAL	0- 0	0- 0	0- 1				
0- 0	0- 0	0- 0	CONFERENCE	0- 0	0- 0	0- 0				
0- 0	0- 0	0- 0	HOME	0- 0	0- 0	0- 0				
0- 0	0- 0	0- 0	AWAY	0- 0	0- 0	0- 0				
0- 0	0- 0	0- 0	NEUTRAL	0- 0	0- 0	0- 0				

RPI 1-25			RPI 26-50			RPI 51-100			RPI 101+			Team's RPI: 185
RPI	S	Opponent	Score	RPI	S	Opponent	Score	RPI	S	Opponent	Score	
						81 A Nebraska	46 68			104 H North Florida	64 73	
										212 A California Baptist	55 60	
										234 N North Ala.	65 80	
										300 A Denver	86 83	
										304 A San Diego St.	61 53	
										319 A Georgia St.	67 52	
LAST 12 Division I GAMES:												
300	A	Denver	86 83	81	A	Nebraska	46 68					
234	N	North Ala.	65 80									
319	A	Georgia St.	67 52									
104	H	North Florida	64 73									
212	A	California Baptist	55 60									
304	A	San Diego St.	61 53									

Non-Div I Games:

Alabama A&M

■ Loss,
 ■ Non-Conf, S Site,
 ■ Home
 ■ Away
 N Neutral

Average RPI Win: 338		WON-LOST	WINNING	LAST 10	STRENGTH OF	OPP. STRENGTH	TEAM	ADJ.	CONF.	ADJ CONF.
Average RPI Loss: 137		RECORD	PCT. RANK	GAMES	SCHEDULE	OF SCHEDULE	RPI	RPI	RPI	RPI
DIV. I ONLY		1- 4	298	0- 1	276	127	316	316	28	28
DIV. I NON-CONF.		1- 4	298	0- 1	278	127	315	315	28	28
TOTALS	RPI 1-25	RPI 26-50			W-L RECORDS		RPI 51-100	RPI 101-150	RPI 150+	
1- 4	0- 1	0- 0			OVERALL		0- 0	0- 1	1- 2	
1- 1	0- 0	0- 0			HOME		0- 0	0- 0	1- 1	
0- 3	0- 1	0- 0			AWAY		0- 0	0- 1	0- 1	
0- 0	0- 0	0- 0			NEUTRAL		0- 0	0- 0	0- 0	
1- 4	0- 1	0- 0			NON-CONFERENCE		0- 0	0- 1	1- 2	
1- 1	0- 0	0- 0			HOME		0- 0	0- 0	1- 1	
0- 3	0- 1	0- 0			AWAY		0- 0	0- 1	0- 1	
0- 0	0- 0	0- 0			NEUTRAL		0- 0	0- 0	0- 0	
0- 0	0- 0	0- 0			CONFERENCE		0- 0	0- 0	0- 0	
0- 0	0- 0	0- 0			HOME		0- 0	0- 0	0- 0	
0- 0	0- 0	0- 0			AWAY		0- 0	0- 0	0- 0	
0- 0	0- 0	0- 0			NEUTRAL		0- 0	0- 0	0- 0	

RPI 1-25				RPI 26-50				RPI 51-100				RPI 101+				Team's RPI: 316	
RPI	S	Opponent	Score	RPI	S	Opponent	Score	RPI	S	Opponent	Score	RPI	S	Opponent	Score		
15	A	South Carolina	43 103									143	A	South Fla.	29 80		
												188	A	Clemson	43 76		
												203	H	Samford	48 83		
												338	H	Jacksonville St.	68 63		
LAST 12 Division I GAMES:																	
												143	A	South Fla.	29 80		
												203	H	Samford	48 83		
												338	H	Jacksonville St.	68 63		
												188	A	Clemson	43 76		
												15	A	South Carolina	43 103		

Non-Div I Games:	Mobile	76	66	Paine	84	58
------------------	--------	----	----	-------	----	----

Alabama St.

■ Loss, ■ Non-Conf, S Site, H Home A Away N Neutral

Average RPI Win:	273	WON-LOST	WINNING	LAST 10	STRENGTH OF	OPP. STRENGTH	TEAM	ADJ.	CONF.	ADJ CONF.
Average RPI Loss:	160	RECORD	PCT. RANK	GAMES	SCHEDULE	OF SCHEDULE	RPI	RPI	RPI	RPI
DIV. I ONLY	3- 6	230	0- 1	302	178	288	288	27	27	
DIV. I NON-CONF.	3- 6	230	0- 1	302	175	289	289	27	27	
TOTALS	RPI 1-25	RPI 26-50	W-L RECORDS	RPI 51-100	RPI 101-150	RPI 150+				
3- 6	0- 0	0- 0	OVERALL	0- 1	1- 2	2- 3				
1- 3	0- 0	0- 0	HOME	0- 0	1- 1	0- 2				
2- 3	0- 0	0- 0	AWAY	0- 1	0- 1	2- 1				
0- 0	0- 0	0- 0	NEUTRAL	0- 0	0- 0	0- 0				
3- 6	0- 0	0- 0	NON-CONFERENCE	0- 1	1- 2	2- 3				
1- 3	0- 0	0- 0	HOME	0- 0	1- 1	0- 2				
2- 3	0- 0	0- 0	AWAY	0- 1	0- 1	2- 1				
0- 0	0- 0	0- 0	NEUTRAL	0- 0	0- 0	0- 0				
0- 0	0- 0	0- 0	CONFERENCE	0- 0	0- 0	0- 0				
0- 0	0- 0	0- 0	HOME	0- 0	0- 0	0- 0				
0- 0	0- 0	0- 0	AWAY	0- 0	0- 0	0- 0				
0- 0	0- 0	0- 0	NEUTRAL	0- 0	0- 0	0- 0				

RPI 1-25			RPI 26-50			RPI 51-100			RPI 101+			Team's RPI: 288
RPI	S	Opponent	Score	RPI	S	Opponent	Score	RPI	S	Opponent	Score	
						94 A Marist	52 76			115 A Syracuse	53 75	
										127 H Cornell	51 71	
										149 H Columbia	82 78	
										195 A Siena	46 52	
										204 H Boston U.	58 60	
										227 H Lafayette	47 54	
										328 A Canisius	70 53	
										342 A Central Conn. St.	73 63	
LAST 12 Division I GAMES:												
195	A	Siena	46 52	94	A	Marist	52 76					
342	A	Central Conn. St.	73 63	127	H	Cornell	51 71					
328	A	Canisius	70 53	149	H	Columbia	82 78					
227	H	Lafayette	47 54									
204	H	Boston U.	58 60									
115	A	Syracuse	53 75									

Non-Div I Games: FDU-Florham 81 21

Albany (NY)

Loss,
Non-Conf, S Site, H Home A Away N Neutral

Average RPI Win:	346	WON-LOST	WINNING	LAST 10	STRENGTH OF	OPP. STRENGTH	TEAM	ADJ.	CONF.	ADJ CONF.
Average RPI Loss:	179	RECORD	PCT. RANK	GAMES	SCHEDULE	OF SCHEDULE	RPI	RPI	RPI	RPI
DIV. I ONLY	2- 6	277	1- 0	317	231	318	318	28	28	
DIV. I NON-CONF.	2- 6	278	1- 0	318	230	317	317	28	28	
TOTALS	RPI 1-25	RPI 26-50	W-L RECORDS	RPI 51-100	RPI 101-150	RPI 150+				
2- 6	0- 0	0- 0	OVERALL	0- 0	0- 3	2- 3				
1- 0	0- 0	0- 0	HOME	0- 0	0- 0	1- 0				
1- 4	0- 0	0- 0	AWAY	0- 0	0- 3	1- 1				
0- 2	0- 0	0- 0	NEUTRAL	0- 0	0- 0	0- 2				
2- 6	0- 0	0- 0	NON-CONFERENCE	0- 0	0- 3	2- 3				
1- 0	0- 0	0- 0	HOME	0- 0	0- 0	1- 0				
1- 4	0- 0	0- 0	AWAY	0- 0	0- 3	1- 1				
0- 2	0- 0	0- 0	NEUTRAL	0- 0	0- 0	0- 2				
0- 0	0- 0	0- 0	CONFERENCE	0- 0	0- 0	0- 0				
0- 0	0- 0	0- 0	HOME	0- 0	0- 0	0- 0				
0- 0	0- 0	0- 0	AWAY	0- 0	0- 0	0- 0				
0- 0	0- 0	0- 0	NEUTRAL	0- 0	0- 0	0- 0				

RPI 1-25			RPI 26-50			RPI 51-100			RPI 101+			Team's RPI: 318
RPI	S	Opponent	Score	RPI	S	Opponent	Score	RPI	S	Opponent	Score	
								138	A	North Texas	31	67
								142	A	SFA	62	67
								148	A	Memphis	51	57
								188	N	Clemson	46	77
								199	A	UTEP	47	92
								257	N	Ole Miss	55	73
								340	A	Tennessee St.	62	57
								351	H	Florida A&M	58	42
LAST 12 Division I GAMES:												
340	A	Tennessee St.	62	57	351	H	Florida A&M	58	42			
199	A	UTEP	47	92	188	N	Clemson	46	77			
138	A	North Texas	31	67	257	N	Ole Miss	55	73			
142	A	SFA	62	67								
148	A	Memphis	51	57								

Non-Div I Games: Tougaloo 85 61 Louisiana Col. 86 50

Alcorn

Loss, Non-Conf, S Site, H Home A Away N Neutral

Average RPI Win:	230	WON-LOST	WINNING	LAST 10	STRENGTH OF	OPP. STRENGTH	TEAM	ADJ.	CONF.	ADJ CONF.
Average RPI Loss:	142	RECORD	PCT. RANK	GAMES	SCHEDULE	OF SCHEDULE	RPI	RPI	RPI	RPI
DIV. I ONLY	2- 6	277	0- 1	140	227	262	262	14	14	
DIV. I NON-CONF.	2- 6	278	0- 1	141	226	264	264	14	14	
TOTALS	RPI 1-25	RPI 26-50	W-L RECORDS	RPI 51-100	RPI 101-150	RPI 150+				
2- 6	0- 0	0- 1	OVERALL	0- 2	0- 0	2- 3				
2- 1	0- 0	0- 1	HOME	0- 0	0- 0	2- 0				
0- 4	0- 0	0- 0	AWAY	0- 1	0- 0	0- 3				
0- 1	0- 0	0- 0	NEUTRAL	0- 1	0- 0	0- 0				
2- 6	0- 0	0- 1	NON-CONFERENCE	0- 2	0- 0	2- 3				
2- 1	0- 0	0- 1	HOME	0- 0	0- 0	2- 0				
0- 4	0- 0	0- 0	AWAY	0- 1	0- 0	0- 3				
0- 1	0- 0	0- 0	NEUTRAL	0- 1	0- 0	0- 0				
0- 0	0- 0	0- 0	CONFERENCE	0- 0	0- 0	0- 0				
0- 0	0- 0	0- 0	HOME	0- 0	0- 0	0- 0				
0- 0	0- 0	0- 0	AWAY	0- 0	0- 0	0- 0				
0- 0	0- 0	0- 0	NEUTRAL	0- 0	0- 0	0- 0				

RPI 1-25				RPI 26-50				RPI 51-100				RPI 101+ Team's RPI: 262			
RPI	S	Opponent	Score	RPI	S	Opponent	Score	RPI	S	Opponent	Score	RPI	S	Opponent	Score
				43	H	Minnesota	53 70	89	N	Buffalo	55 73	158	H	Villanova	76 54
								96	A	Ohio	69 81	170	A	George Mason	55 73
												186	A	Saint Joseph's	51 72
												265	A	Towson	60 63
												301	H	High Point	56 48
LAST 12 Division I GAMES:															
				43	H	Minnesota	53 70	89	N	Buffalo	55 73				
				96	A	Ohio	69 81	186	A	Saint Joseph's	51 72				
								265	A	Towson	60 63				
								170	A	George Mason	55 73				
								301	H	High Point	56 48				
								158	H	Villanova	76 54				

Non-Div I Games:

American

 Loss,
 Non-Conf,
 S Site,
 H Home
 A Away
N Neutral

Average RPI Win:	305	WON-LOST	WINNING	LAST 10	STRENGTH OF	OPP. STRENGTH	TEAM	ADJ.	CONF.	ADJ CONF.
Average RPI Loss:	186	RECORD	PCT. RANK	GAMES	SCHEDULE	OF SCHEDULE	RPI	RPI	RPI	RPI
DIV. I ONLY	2- 5	254	1- 0	303	208	305	305	22	22	
DIV. I NON-CONF.	2- 5	254	1- 0	303	208	304	304	22	22	
TOTALS	RPI 1-25	RPI 26-50	W-L RECORDS	RPI 51-100	RPI 101-150	RPI 150+				
2- 5	0- 1	0- 0	OVERALL	0- 0	0- 0	2- 4				
1- 2	0- 0	0- 0	HOME	0- 0	0- 0	1- 2				
1- 3	0- 1	0- 0	AWAY	0- 0	0- 0	1- 2				
0- 0	0- 0	0- 0	NEUTRAL	0- 0	0- 0	0- 0				
2- 5	0- 1	0- 0	NON-CONFERENCE	0- 0	0- 0	2- 4				
1- 2	0- 0	0- 0	HOME	0- 0	0- 0	1- 2				
1- 3	0- 1	0- 0	AWAY	0- 0	0- 0	1- 2				
0- 0	0- 0	0- 0	NEUTRAL	0- 0	0- 0	0- 0				
0- 0	0- 0	0- 0	CONFERENCE	0- 0	0- 0	0- 0				
0- 0	0- 0	0- 0	HOME	0- 0	0- 0	0- 0				
0- 0	0- 0	0- 0	AWAY	0- 0	0- 0	0- 0				
0- 0	0- 0	0- 0	NEUTRAL	0- 0	0- 0	0- 0				

RPI 1-25				RPI 26-50				RPI 51-100				RPI 101+				Team's RPI: 305	
RPI	S	Opponent	Score	RPI	S	Opponent	Score	RPI	S	Opponent	Score	RPI	S	Opponent	Score		
15	A	South Carolina	50 92									175	H	Gardner-Webb	56 67		
												213	A	Elon	66 67		
												247	A	VCU	38 66		
												280	H	ETSU	61 67		
												287	H	Mercer	77 68		
												323	A	Wofford	54 51		
LAST 12 Division I GAMES:																	
323	A	Wofford	54 51	213	A	Elon	66 67										
287	H	Mercer	77 68	247	A	VCU	38 66										
280	H	ETSU	61 67														
175	H	Gardner-Webb	56 67														
15	A	South Carolina	50 92														

Non-Div I Games:

Appalachian St.

■ Loss,
■ Non-Conf, S Site,
■ Home
■ Away
N Neutral

Average RPI Win: 202		WON-LOST	WINNING	LAST 10	STRENGTH OF	OPP. STRENGTH	TEAM	ADJ.	CONF.	ADJ CONF.
Average RPI Loss: 0		RECORD	PCT. RANK	GAMES	SCHEDULE	OF SCHEDULE	RPI	RPI	RPI	RPI
DIV. I ONLY		9- 0	1	1- 0	244	114	42	42	1	1
DIV. I NON-CONF.		9- 0	1	1- 0	243	115	42	42	1	1
TOTALS	RPI 1-25		RPI 26-50		W-L RECORDS	RPI 51-100	RPI 101-150		RPI 150+	
9- 0	0- 0		0- 0		OVERALL	0- 0	3- 0		6- 0	
5- 0	0- 0		0- 0		HOME	0- 0	2- 0		3- 0	
4- 0	0- 0		0- 0		AWAY	0- 0	1- 0		3- 0	
0- 0	0- 0		0- 0		NEUTRAL	0- 0	0- 0		0- 0	
9- 0	0- 0		0- 0		NON-CONFERENCE	0- 0	3- 0		6- 0	
5- 0	0- 0		0- 0		HOME	0- 0	2- 0		3- 0	
4- 0	0- 0		0- 0		AWAY	0- 0	1- 0		3- 0	
0- 0	0- 0		0- 0		NEUTRAL	0- 0	0- 0		0- 0	
0- 0	0- 0		0- 0		CONFERENCE	0- 0	0- 0		0- 0	
0- 0	0- 0		0- 0		HOME	0- 0	0- 0		0- 0	
0- 0	0- 0		0- 0		AWAY	0- 0	0- 0		0- 0	
0- 0	0- 0		0- 0		NEUTRAL	0- 0	0- 0		0- 0	

RPI 1-25				Team's RPI: 42		RPI 51-100				RPI 101+					
RPI	S	Opponent	Score	RPI	S	Opponent	Score	RPI	S	Opponent	Score	RPI	S	Opponent	Score
												120	H	North Dakota	74 42
												124	H	Santa Clara	65 52
												126	A	Texas	83 58
												163	H	Monmouth	86 34
												199	A	UTEP	54 43
												220	A	Montana	77 42
												258	H	UC Riverside	70 27
												283	H	Prairie View	83 48
												324	A	Chicago St.	82 50
LAST 12 Division I GAMES:															
				283	H	Prairie View	83 48					199	A	UTEP	54 43
				126	A	Texas	83 58					163	H	Monmouth	86 34
				324	A	Chicago St.	82 50					258	H	UC Riverside	70 27
				124	H	Santa Clara	65 52					220	A	Montana	77 42
				120	H	North Dakota	74 42								

Non-Div I Games:

Arizona

■ Loss, ■ Non-Conf, S Site, H Home A Away N Neutral

Average RPI Win:	207	WON-LOST	WINNING	LAST 10	STRENGTH OF	OPP. STRENGTH	TEAM	ADJ.	CONF.	ADJ CONF.
Average RPI Loss:	34	RECORD	PCT. RANK	GAMES	SCHEDULE	OF SCHEDULE	RPI	RPI	RPI	RPI
DIV. I ONLY	7- 2	51	0- 1	175	86	77	77	1	1	
DIV. I NON-CONF.	7- 2	52	1- 1	174	86	77	77	1	1	
TOTALS	RPI 1-25	RPI 26-50	W-L RECORDS	RPI 51-100	RPI 101-150	RPI 150+				
7- 2	0- 1	0- 1	OVERALL	1- 0	1- 0	5- 0				
5- 0	0- 0	0- 0	HOME	0- 0	1- 0	4- 0				
0- 1	0- 0	0- 1	AWAY	0- 0	0- 0	0- 0				
2- 1	0- 1	0- 0	NEUTRAL	1- 0	0- 0	1- 0				
7- 2	0- 1	0- 1	NON-CONFERENCE	1- 0	1- 0	5- 0				
5- 0	0- 0	0- 0	HOME	0- 0	1- 0	4- 0				
0- 1	0- 0	0- 1	AWAY	0- 0	0- 0	0- 0				
2- 1	0- 1	0- 0	NEUTRAL	1- 0	0- 0	1- 0				
0- 0	0- 0	0- 0	CONFERENCE	0- 0	0- 0	0- 0				
0- 0	0- 0	0- 0	HOME	0- 0	0- 0	0- 0				
0- 0	0- 0	0- 0	AWAY	0- 0	0- 0	0- 0				
0- 0	0- 0	0- 0	NEUTRAL	0- 0	0- 0	0- 0				

RPI 1-25				RPI 26-50				RPI 51-100				Team's RPI: 77		RPI 101+			
RPI	S	Opponent	Score	RPI	S	Opponent	Score	RPI	S	Opponent	Score			RPI	S	Opponent	Score
25	N	Purdue	52 59	43	A	Minnesota	66 80	69	N	Middle Tenn.	61 60			144	H	BYU	60 52
														177	H	Idaho St.	74 69
														229	N	Maine	57 31
														242	H	Army West Point	83 51
														293	H	Air Force	87 56
														298	H	Cal Poly	66 41
LAST 12 Division I GAMES:																	
				25	N	Purdue	52 59					69	N	Middle Tenn.		61 60	
				242	H	Army West Point	83 51					177	H	Idaho St.		74 69	
				293	H	Air Force	87 56					144	H	BYU		60 52	
												229	N	Maine		57 31	
												298	H	Cal Poly		66 41	
												43	A	Minnesota		66 80	

Non-Div I Games:

Arizona St.

Average RPI Win:	0	WON-LOST	WINNING	LAST 10	STRENGTH OF	OPP. STRENGTH	TEAM	ADJ.	CONF.	ADJ CONF.
Average RPI Loss:	162	RECORD	PCT. RANK	GAMES	SCHEDULE	OF SCHEDULE	RPI	RPI	RPI	RPI
DIV. I ONLY	0- 7	334	0- 1	69	307	299	299	28	28	
DIV. I NON-CONF.	0- 7	334	0- 1	68	308	299	299	28	28	
TOTALS	RPI 1-25	RPI 26-50	W-L RECORDS	RPI 51-100	RPI 101-150	RPI 150+				
0- 7	0- 0	0- 0	OVERALL	0- 1	0- 3	0- 3				
0- 0	0- 0	0- 0	HOME	0- 0	0- 0	0- 0				
0- 7	0- 0	0- 0	AWAY	0- 1	0- 3	0- 3				
0- 0	0- 0	0- 0	NEUTRAL	0- 0	0- 0	0- 0				
0- 7	0- 0	0- 0	NON-CONFERENCE	0- 1	0- 3	0- 3				
0- 0	0- 0	0- 0	HOME	0- 0	0- 0	0- 0				
0- 7	0- 0	0- 0	AWAY	0- 1	0- 3	0- 3				
0- 0	0- 0	0- 0	NEUTRAL	0- 0	0- 0	0- 0				
0- 0	0- 0	0- 0	CONFERENCE	0- 0	0- 0	0- 0				
0- 0	0- 0	0- 0	HOME	0- 0	0- 0	0- 0				
0- 0	0- 0	0- 0	AWAY	0- 0	0- 0	0- 0				
0- 0	0- 0	0- 0	NEUTRAL	0- 0	0- 0	0- 0				

RPI 1-25				RPI 26-50				RPI 51-100				RPI 101+ Team's RPI: 299					
RPI	S	Opponent	Score	RPI	S	Opponent	Score	RPI	S	Opponent	Score	RPI	S	Opponent	Score		
								83	A	Washington St.	56	85	109	A	Iowa St.	40	90
													135	A	Illinois	50	65
													141	A	Coastal Caro.	69	76
													172	A	Milwaukee	55	69
													228	A	Tennessee	51	92
													269	A	Arkansas St.	60	81
LAST 12 Division I GAMES:																	
				135	A	Illinois	50	65	228	A	Tennessee	51	92				
				269	A	Arkansas St.	60	81	172	A	Milwaukee	55	69				
				83	A	Washington St.	56	85	141	A	Coastal Caro.	69	76				
				109	A	Iowa St.	40	90									

Non-Div I Games:

Ark.-Pine Bluff

Arkansas

Through Games Of 12/10/19

Average RPI Win:	179	WON-LOST	WINNING	LAST 10	STRENGTH OF	OPP. STRENGTH	TEAM	ADJ.	CONF.	ADJ CONF.
Average RPI Loss:	56	RECORD	PCT. RANK	GAMES	SCHEDULE	OF SCHEDULE	RPI	RPI	RPI	RPI
DIV. I ONLY	8- 1	19	1- 0	133	98	31	31	7	7	
DIV. I NON-CONF.	8- 1	19	1- 0	132	98	31	31	7	7	
TOTALS	RPI 1-25	RPI 26-50	W-L RECORDS	RPI 51-100	RPI 101-150	RPI 150+				
8- 1	0- 0	0- 0	OVERALL	1- 1	3- 0	4- 0				
6- 0	0- 0	0- 0	HOME	0- 0	2- 0	4- 0				
0- 1	0- 0	0- 0	AWAY	0- 1	0- 0	0- 0				
2- 0	0- 0	0- 0	NEUTRAL	1- 0	1- 0	0- 0				
8- 1	0- 0	0- 0	NON-CONFERENCE	1- 1	3- 0	4- 0				
6- 0	0- 0	0- 0	HOME	0- 0	2- 0	4- 0				
0- 1	0- 0	0- 0	AWAY	0- 1	0- 0	0- 0				
2- 0	0- 0	0- 0	NEUTRAL	1- 0	1- 0	0- 0				
0- 0	0- 0	0- 0	CONFERENCE	0- 0	0- 0	0- 0				
0- 0	0- 0	0- 0	HOME	0- 0	0- 0	0- 0				
0- 0	0- 0	0- 0	AWAY	0- 0	0- 0	0- 0				
0- 0	0- 0	0- 0	NEUTRAL	0- 0	0- 0	0- 0				

RPI 1-25			RPI 26-50			Team's RPI: 31			RPI 51-100			RPI 101+		
RPI	S	Opponent	Score	RPI	S	Opponent	Score		RPI	S	Opponent	Score		
									55	N	Wisconsin	68	64	
									56	A	California	80	84	
												128	H	Stony Brook
												133	N	Fordham
												134	H	New Orleans
												173	H	Belmont
												225	H	Oral Roberts
												260	H	Kansas St.
												320	H	McNeese
														101 58
LAST 12 Division I GAMES:														
				56	A	California	80	84				260	H	Kansas St.
				173	H	Belmont	91	60				55	N	Wisconsin
				128	H	Stony Brook	88	58				133	N	Fordham
				225	H	Oral Roberts	96	64						
				320	H	McNeese	101	58						
				134	H	New Orleans	82	52						

Non-Div I Games:

Arkansas

■ Loss,
 ■ Non-Conf, S Site,
 ■ Home
 ■ Away
 N Neutral

Average RPI Win: 302		WON-LOST	WINNING	LAST 10	STRENGTH OF	OPP. STRENGTH	TEAM	ADJ.	CONF.	ADJ CONF.
Average RPI Loss: 127		RECORD	PCT. RANK	GAMES	SCHEDULE	OF SCHEDULE	RPI	RPI	RPI	RPI
DIV. I ONLY		2- 5	254	0- 1	240	188	269	269	22	22
DIV. I NON-CONF.		2- 5	254	0- 1	238	185	270	270	22	22
TOTALS		RPI 1-25	RPI 26-50	W-L RECORDS	RPI 51-100	RPI 101-150	RPI 150+			
2- 5	0- 1		0- 0	OVERALL	0- 0	0- 2	2- 2			
1- 1	0- 0		0- 0	HOME	0- 0	0- 0	1- 1			
1- 3	0- 1		0- 0	AWAY	0- 0	0- 1	1- 1			
0- 1	0- 0		0- 0	NEUTRAL	0- 0	0- 1	0- 0			
2- 5	0- 1		0- 0	NON-CONFERENCE	0- 0	0- 2	2- 2			
1- 1	0- 0		0- 0	HOME	0- 0	0- 0	1- 1			
1- 3	0- 1		0- 0	AWAY	0- 0	0- 1	1- 1			
0- 1	0- 0		0- 0	NEUTRAL	0- 0	0- 1	0- 0			
0- 0	0- 0		0- 0	CONFERENCE	0- 0	0- 0	0- 0			
0- 0	0- 0		0- 0	HOME	0- 0	0- 0	0- 0			
0- 0	0- 0		0- 0	AWAY	0- 0	0- 0	0- 0			
0- 0	0- 0		0- 0	NEUTRAL	0- 0	0- 0	0- 0			

RPI 1-25				RPI 26-50				RPI 51-100				RPI 101+				Team's RPI: 269	
RPI	S	Opponent	Score	RPI	S	Opponent	Score	RPI	S	Opponent	Score	RPI	S	Opponent	Score		
6	A	DePaul	64 109									105	A	Murray St.	62 77		
												106	N	N.C. A&T	50 55		
												167	H	Southeast Mo. St.	67 79		
												253	A	Tulsa	77 79		
												299	H	Ark.-Pine Bluff	81 60		
												304	A	San Diego St.	71 62		
LAST 12 Division I GAMES:																	
				253	A	Tulsa	77 79	106	N	N.C. A&T	50 55						
								299	H	Ark.-Pine Bluff	81 60						
								304	A	San Diego St.	71 62						
								105	A	Murray St.	62 77						
								6	A	DePaul	64 109						
								167	H	Southeast Mo. St.	67 79						

Non-Div I Games:	Central Baptist	88	63
------------------	-----------------	----	----

Arkansas St.

■ Loss, ■ Non-Conf, S Site, H Home A Away N Neutral

Army West Point

Through Games Of 12/10/19

Average RPI Win:	321	WON-LOST	WINNING	LAST 10	STRENGTH OF	OPP. STRENGTH	TEAM	ADJ.	CONF.	ADJ CONF.
Average RPI Loss:	126	RECORD	PCT. RANK	GAMES	SCHEDULE	OF SCHEDULE	RPI	RPI	RPI	RPI
DIV. I ONLY	3- 6	230	0- 1	187	278	242	242	14	14	
DIV. I NON-CONF.	3- 6	230	0- 1	185	280	243	243	14	14	
TOTALS	RPI 1-25	RPI 26-50	W-L RECORDS	RPI 51-100	RPI 101-150	RPI 150+				
3- 6	0- 0	0- 1	OVERALL	0- 2	0- 1	3- 2				
1- 3	0- 0	0- 1	HOME	0- 0	0- 1	1- 1				
2- 3	0- 0	0- 0	AWAY	0- 2	0- 0	2- 1				
0- 0	0- 0	0- 0	NEUTRAL	0- 0	0- 0	0- 0				
3- 6	0- 0	0- 1	NON-CONFERENCE	0- 2	0- 1	3- 2				
1- 3	0- 0	0- 1	HOME	0- 0	0- 1	1- 1				
2- 3	0- 0	0- 0	AWAY	0- 2	0- 0	2- 1				
0- 0	0- 0	0- 0	NEUTRAL	0- 0	0- 0	0- 0				
0- 0	0- 0	0- 0	CONFERENCE	0- 0	0- 0	0- 0				
0- 0	0- 0	0- 0	HOME	0- 0	0- 0	0- 0				
0- 0	0- 0	0- 0	AWAY	0- 0	0- 0	0- 0				
0- 0	0- 0	0- 0	NEUTRAL	0- 0	0- 0	0- 0				

RPI S	Opponent	Score	RPI S	Opponent	Score	RPI S	Opponent	Score	RPI S	Opponent	Score	Team's RPI: 242
32	H TCU	52 66	77	A Arizona St.	51 83	149	H Columbia	62 71	168	H William & Mary	65 77	
			84	A St. John's (NY)	60 96	246	A St. Francis Brooklyn	64 70	293	A Air Force	68 66	
						334	H LIU Brooklyn	67 60	337	A Fairleigh Dickinson	70 68	
LAST 12 Division I GAMES:												
84	A St. John's (NY)	60 96	246	A St. Francis Brooklyn	64 70	334	H LIU Brooklyn	67 60	77	A Arizona St.	51 83	
337	A Fairleigh Dickinson	70 68	168	H William & Mary	65 77							
32	H TCU	52 66										
149	H Columbia	62 71										

Non-Div I Games:

Army West Point

Loss, Non-Conf, S Site, H Home A Away N Neutral

Average RPI Win:	234	WON-LOST	WINNING	LAST 10	STRENGTH OF	OPP. STRENGTH	TEAM	ADJ.	CONF.	ADJ CONF.
Average RPI Loss:	79	RECORD	PCT. RANK	GAMES	SCHEDULE	OF SCHEDULE	RPI	RPI	RPI	RPI
DIV. I ONLY	4- 5	188	1- 1	41	194	111	111	7	7	
DIV. I NON-CONF.	4- 5	187	1- 1	39	193	110	110	7	7	
TOTALS	RPI 1-25	RPI 26-50	W-L RECORDS	RPI 51-100	RPI 101-150	RPI 150+				
4- 5	0- 1	0- 1	OVERALL	0- 2	0- 0	4- 1				
2- 1	0- 0	0- 0	HOME	0- 1	0- 0	2- 0				
1- 2	0- 0	0- 1	AWAY	0- 0	0- 0	1- 1				
1- 2	0- 1	0- 0	NEUTRAL	0- 1	0- 0	1- 0				
4- 5	0- 1	0- 1	NON-CONFERENCE	0- 2	0- 0	4- 1				
2- 1	0- 0	0- 0	HOME	0- 1	0- 0	2- 0				
1- 2	0- 0	0- 1	AWAY	0- 0	0- 0	1- 1				
1- 2	0- 1	0- 0	NEUTRAL	0- 1	0- 0	1- 0				
0- 0	0- 0	0- 0	CONFERENCE	0- 0	0- 0	0- 0				
0- 0	0- 0	0- 0	HOME	0- 0	0- 0	0- 0				
0- 0	0- 0	0- 0	AWAY	0- 0	0- 0	0- 0				
0- 0	0- 0	0- 0	NEUTRAL	0- 0	0- 0	0- 0				

RPI 1-25				RPI 26-50				RPI 51-100				RPI 101+ Team's RPI: 111			
RPI	S	Opponent	Score	RPI	S	Opponent	Score	RPI	S	Opponent	Score	RPI	S	Opponent	Score
18	N	Drake	82 83	32	A	TCU	65 80	54	H	Old Dominion	77 89	155	N	Dayton	76 74
								69	N	Middle Tenn.	50 73	186	H	Saint Joseph's	66 62
												222	A	UAB	75 80
												273	A	South Alabama	82 62
												323	H	Wofford	84 82
LAST 12 Division I GAMES:															
				32	A	TCU	65 80	155	N	Dayton	76 74				
				273	A	South Alabama	82 62	18	N	Drake	82 83				
				69	N	Middle Tenn.	50 73	323	H	Wofford	84 82				
				186	H	Saint Joseph's	66 62								
				222	A	UAB	75 80								
				54	H	Old Dominion	77 89								

Non-Div I Games:

Auburn

■ Loss,
 ■ Non-Conf, S Site,
 ■ Home
 ■ Away
 N Neutral

Average RPI Win:	316	WON-LOST	WINNING	LAST 10	STRENGTH OF	OPP. STRENGTH	TEAM	ADJ.	CONF.	ADJ CONF.
Average RPI Loss:	83	RECORD	PCT. RANK	GAMES	SCHEDULE	OF SCHEDULE	RPI	RPI	RPI	RPI
DIV. I ONLY	3- 2	119	0- 1	245	266	132	132	23	23	
DIV. I NON-CONF.	3- 2	120	0- 1	244	266	131	131	23	23	
TOTALS	RPI 1-25	RPI 26-50	W-L RECORDS	RPI 51-100	RPI 101-150	RPI 150+				
3- 2	0- 0	0- 1	OVERALL	0- 0	0- 1	3- 0				
1- 0	0- 0	0- 0	HOME	0- 0	0- 0	1- 0				
2- 2	0- 0	0- 1	AWAY	0- 0	0- 1	2- 0				
0- 0	0- 0	0- 0	NEUTRAL	0- 0	0- 0	0- 0				
3- 2	0- 0	0- 1	NON-CONFERENCE	0- 0	0- 1	3- 0				
1- 0	0- 0	0- 0	HOME	0- 0	0- 0	1- 0				
2- 2	0- 0	0- 1	AWAY	0- 0	0- 1	2- 0				
0- 0	0- 0	0- 0	NEUTRAL	0- 0	0- 0	0- 0				
0- 0	0- 0	0- 0	CONFERENCE	0- 0	0- 0	0- 0				
0- 0	0- 0	0- 0	HOME	0- 0	0- 0	0- 0				
0- 0	0- 0	0- 0	AWAY	0- 0	0- 0	0- 0				
0- 0	0- 0	0- 0	NEUTRAL	0- 0	0- 0	0- 0				

RPI 1-25			RPI 26-50			RPI 51-100			RPI 101+			Team's RPI: 132
RPI	S	Opponent	Score	RPI	S	Opponent	Score	RPI	S	Opponent	Score	
				30	A	Kentucky	52 81					
								135	A	Illinois	62 76	
								294	A	Chattanooga	50 49	
								321	H	Evansville	80 64	
								333	A	Mississippi Val.	100 82	
LAST 12 Division I GAMES:												
				30	A	Kentucky	52 81					
				294	A	Chattanooga	50 49					
				321	H	Evansville	80 64					
				333	A	Mississippi Val.	100 82					
				135	A	Illinois	62 76					

Non-Div I Games: Christian Bros. 82 62 Ky. Wesleyan 103 70

Austin Peay

Average RPI Win:	213	WON-LOST	WINNING	LAST 10	STRENGTH OF	OPP. STRENGTH	TEAM	ADJ.	CONF.	ADJ CONF.
Average RPI Loss:	118	RECORD	PCT. RANK	GAMES	SCHEDULE	OF SCHEDULE	RPI	RPI	RPI	RPI
DIV. I ONLY	2- 3	214	0- 1	78	230	144	144	11	11	
DIV. I NON-CONF.	2- 3	215	0- 1	76	229	143	143	11	11	
TOTALS	RPI 1-25	RPI 26-50	W-L RECORDS	RPI 51-100	RPI 101-150	RPI 150+				
2- 3	0- 0	0- 0	OVERALL	0- 2	0- 0	2- 1				
1- 1	0- 0	0- 0	HOME	0- 0	0- 0	1- 1				
1- 2	0- 0	0- 0	AWAY	0- 2	0- 0	1- 0				
0- 0	0- 0	0- 0	NEUTRAL	0- 0	0- 0	0- 0				
2- 3	0- 0	0- 0	NON-CONFERENCE	0- 2	0- 0	2- 1				
1- 1	0- 0	0- 0	HOME	0- 0	0- 0	1- 1				
1- 2	0- 0	0- 0	AWAY	0- 2	0- 0	1- 0				
0- 0	0- 0	0- 0	NEUTRAL	0- 0	0- 0	0- 0				
0- 0	0- 0	0- 0	CONFERENCE	0- 0	0- 0	0- 0				
0- 0	0- 0	0- 0	HOME	0- 0	0- 0	0- 0				
0- 0	0- 0	0- 0	AWAY	0- 0	0- 0	0- 0				
0- 0	0- 0	0- 0	NEUTRAL	0- 0	0- 0	0- 0				

RPI 1-25			RPI 26-50			RPI 51-100			RPI 101+			Team's RPI: 144
RPI	S	Opponent	Score	RPI	S	Opponent	Score	RPI	S	Opponent	Score	
						77 A Arizona St.	52 60			162 A Fresno St.	71 65	
						83 A Washington St.	50 67			193 H Utah	73 77	
										263 H Utah St.	67 50	
LAST 12 Division I GAMES:												
						77 A Arizona St.	52 60					
						193 H Utah	73 77					
						263 H Utah St.	67 50					
						162 A Fresno St.	71 65					
						83 A Washington St.	50 67					

Non-Div I Games: Tex. A&M-Kingsville90 38

BYU

Average RPI Win:	188	WON-LOST	WINNING	LAST 10	STRENGTH OF	OPP. STRENGTH	TEAM	ADJ.	CONF.	ADJ CONF.
Average RPI Loss:	81	RECORD	PCT. RANK	GAMES	SCHEDULE	OF SCHEDULE	RPI	RPI	RPI	RPI
DIV. I ONLY	4- 4	162	0- 1	123	105	130	130	12	12	
DIV. I NON-CONF.	4- 4	161	0- 1	123	106	129	129	12	12	
TOTALS	RPI 1-25	RPI 26-50	W-L RECORDS	RPI 51-100	RPI 101-150	RPI 150+				
4- 4	0- 0	0- 1	OVERALL	2- 2	0- 0	2- 1				
2- 1	0- 0	0- 1	HOME	1- 0	0- 0	1- 0				
1- 2	0- 0	0- 0	AWAY	0- 1	0- 0	1- 1				
1- 1	0- 0	0- 0	NEUTRAL	1- 1	0- 0	0- 0				
4- 4	0- 0	0- 1	NON-CONFERENCE	2- 2	0- 0	2- 1				
2- 1	0- 0	0- 1	HOME	1- 0	0- 0	1- 0				
1- 2	0- 0	0- 0	AWAY	0- 1	0- 0	1- 1				
1- 1	0- 0	0- 0	NEUTRAL	1- 1	0- 0	0- 0				
0- 0	0- 0	0- 0	CONFERENCE	0- 0	0- 0	0- 0				
0- 0	0- 0	0- 0	HOME	0- 0	0- 0	0- 0				
0- 0	0- 0	0- 0	AWAY	0- 0	0- 0	0- 0				
0- 0	0- 0	0- 0	NEUTRAL	0- 0	0- 0	0- 0				

RPI 1-25				RPI 26-50				RPI 51-100				RPI 101+				Team's RPI: 130	
RPI	S	Opponent	Score	RPI	S	Opponent	Score	RPI	S	Opponent	Score	RPI	S	Opponent	Score		
				41	H	Western Ky.	86 91	55	N	Wisconsin	56 67	152	A	Cincinnati	56 63		
								63	H	Butler	74 70	255	H	Xavier	70 49		
								75	A	IUPUI	48 65	335	A	Purdue Fort Wayne	83 52		
								100	N	Lehigh	54 52						
LAST 12 Division I GAMES:																	
				41	H	Western Ky.	86 91	55	N	Wisconsin	56 67						
				75	A	IUPUI	48 65	100	N	Lehigh	54 52						
								63	H	Butler	74 70						
								255	H	Xavier	70 49						
								152	A	Cincinnati	56 63						
								335	A	Purdue Fort Wayne	83 52						

Non-Div I Games:

Ball St.

■ Loss,
 ■ Non-Conf,
 S Site,
 ■ Home
 ■ Away
 N Neutral

Average RPI Win:	159	WON-LOST	WINNING	LAST 10	STRENGTH OF	OPP. STRENGTH	TEAM	ADJ.	CONF.	ADJ CONF.
Average RPI Loss:	15	RECORD	PCT. RANK	GAMES	SCHEDULE	OF SCHEDULE	RPI	RPI	RPI	RPI
DIV. I ONLY	8- 1	19	1- 0	107	46	29	29	4	4	
DIV. I NON-CONF.	8- 1	19	1- 0	107	46	29	29	4	4	
TOTALS	RPI 1-25	RPI 26-50	W-L RECORDS	RPI 51-100	RPI 101-150	RPI 150+				
8- 1	1- 1	0- 0	OVERALL	2- 0	1- 0	4- 0				
6- 0	0- 0	0- 0	HOME	1- 0	1- 0	4- 0				
0- 0	0- 0	0- 0	AWAY	0- 0	0- 0	0- 0				
2- 1	1- 1	0- 0	NEUTRAL	1- 0	0- 0	0- 0				
8- 1	1- 1	0- 0	NON-CONFERENCE	2- 0	1- 0	4- 0				
6- 0	0- 0	0- 0	HOME	1- 0	1- 0	4- 0				
0- 0	0- 0	0- 0	AWAY	0- 0	0- 0	0- 0				
2- 1	1- 1	0- 0	NEUTRAL	1- 0	0- 0	0- 0				
0- 0	0- 0	0- 0	CONFERENCE	0- 0	0- 0	0- 0				
0- 0	0- 0	0- 0	HOME	0- 0	0- 0	0- 0				
0- 0	0- 0	0- 0	AWAY	0- 0	0- 0	0- 0				
0- 0	0- 0	0- 0	NEUTRAL	0- 0	0- 0	0- 0				

RPI 1-25				RPI 26-50		Team's RPI: 29		RPI 51-100				RPI 101+			
RPI	S	Opponent	Score	RPI	S	Opponent	Score	RPI	S	Opponent	Score	RPI	S	Opponent	Score
15	N	South Carolina	59 74					52	H	Georgia	72 38	143	H	South Fla.	58 46
19	N	Indiana	77 62					83	N	Washington St.	89 66	153	H	Lamar University	90 28
												235	H	Houston Baptist	112 42
												249	H	Grambling	120 46
												336	H	New Hampshire	97 29
LAST 12 Division I GAMES:															
				52	H	Georgia	72 38	143	H	South Fla.	58 46				
				15	N	South Carolina	59 74	235	H	Houston Baptist	112 42				
				19	N	Indiana	77 62	249	H	Grambling	120 46				
				83	N	Washington St.	89 66	336	H	New Hampshire	97 29				
				153	H	Lamar University	90 28								

Non-Div I Games:

Baylor

SCHEDULE				THROUGH GAMES OF 11/10/19						
Average RPI Win:	219	WON-LOST	WINNING	LAST 10	STRENGTH OF	OPP. STRENGTH	TEAM	ADJ.	CONF.	ADJ CONF.
Average RPI Loss:	88	RECORD	PCT. RANK	GAMES	SCHEDULE	OF SCHEDULE	RPI	RPI	RPI	RPI
DIV. I ONLY	3- 5	222	0- 1	77	176	173	173	23	23	
DIV. I NON-CONF.	3- 5	224	0- 1	75	173	171	171	23	23	

TOTALS	RPI 1-25	RPI 26-50		W-L RECORDS		RPI 51-100	RPI 101-150	RPI 150+		
3- 5	0- 0	0- 4		OVERALL		0- 0	1- 0	2- 1		
3- 0	0- 0	0- 0		HOME		0- 0	1- 0	2- 0		
0- 3	0- 0	0- 2		AWAY		0- 0	0- 0	0- 1		
0- 2	0- 0	0- 2		NEUTRAL		0- 0	0- 0	0- 0		
3- 5	0- 0	0- 4		NON-CONFERENCE		0- 0	1- 0	2- 1		
3- 0	0- 0	0- 0		HOME		0- 0	1- 0	2- 0		
0- 3	0- 0	0- 2		AWAY		0- 0	0- 0	0- 1		
0- 2	0- 0	0- 2		NEUTRAL		0- 0	0- 0	0- 0		
0- 0	0- 0	0- 0		CONFERENCE		0- 0	0- 0	0- 0		
0- 0	0- 0	0- 0		HOME		0- 0	0- 0	0- 0		
0- 0	0- 0	0- 0		AWAY		0- 0	0- 0	0- 0		
0- 0	0- 0	0- 0		NEUTRAL		0- 0	0- 0	0- 0		

[illegible]

Non-Div I Games:

Belmont

■ Loss, ■ Non-Conf, S Site, H Home A Away N Neutral

Average RPI Win:	279	WON-LOST	WINNING	LAST 10	STRENGTH OF	OPP. STRENGTH	TEAM	ADJ.	CONF.	ADJ CONF.
Average RPI Loss:	37	RECORD	PCT. RANK	GAMES	SCHEDULE	OF SCHEDULE	RPI	RPI	RPI	RPI
DIV. I ONLY	4- 1	46	0- 0	339	93	208	208	31	31	
DIV. I NON-CONF.	4- 1	47	0- 0	339	93	207	207	31	31	
TOTALS	RPI 1-25	RPI 26-50	W-L RECORDS	RPI 51-100	RPI 101-150	RPI 150+				
4- 1	0- 0	0- 1	OVERALL	0- 0	0- 0	4- 0				
1- 1	0- 0	0- 1	HOME	0- 0	0- 0	1- 0				
3- 0	0- 0	0- 0	AWAY	0- 0	0- 0	3- 0				
0- 0	0- 0	0- 0	NEUTRAL	0- 0	0- 0	0- 0				
4- 1	0- 0	0- 1	NON-CONFERENCE	0- 0	0- 0	4- 0				
1- 1	0- 0	0- 1	HOME	0- 0	0- 0	1- 0				
3- 0	0- 0	0- 0	AWAY	0- 0	0- 0	3- 0				
0- 0	0- 0	0- 0	NEUTRAL	0- 0	0- 0	0- 0				
0- 0	0- 0	0- 0	CONFERENCE	0- 0	0- 0	0- 0				
0- 0	0- 0	0- 0	HOME	0- 0	0- 0	0- 0				
0- 0	0- 0	0- 0	AWAY	0- 0	0- 0	0- 0				
0- 0	0- 0	0- 0	NEUTRAL	0- 0	0- 0	0- 0				

RPI 1-25			RPI 26-50			RPI 51-100			RPI 101+			Team's RPI: 208
RPI	S	Opponent	Score	RPI	S	Opponent	Score	RPI	S	Opponent	Score	
				37	H	Troy	62 68					
								218	A	Jacksonville	53 52	
								284	H	Ga. Southern	75 57	
								303	A	FIU	65 60	
								312	A	Charleston So.	81 41	
LAST 12 Division I GAMES:												
								218	A	Jacksonville	53 52	
								37	H	Troy	62 68	
								312	A	Charleston So.	81 41	
								284	H	Ga. Southern	75 57	
								303	A	FIU	65 60	

Non-Div I Games: Edward Waters 79 46 Palm Beach Atl. 68 45

Bethune-Cookman

Loss, Non-Conf, S Site, H Home A Away N Neutral

Binghamton

Through Games Of 12/10/19

Average RPI Win:	224	WON-LOST	WINNING	LAST 10	STRENGTH OF	OPP. STRENGTH	TEAM	ADJ.	CONF.	ADJ CONF.
Average RPI Loss:	0	RECORD	PCT. RANK	GAMES	SCHEDULE	OF SCHEDULE	RPI	RPI	RPI	RPI
DIV. I ONLY	8- 0	1	1- 0	332	36	86	86	27	27	
DIV. I NON-CONF.	8- 0	1	1- 0	332	36	88	88	27	27	
TOTALS	RPI 1-25	RPI 26-50	W-L RECORDS	RPI 51-100	RPI 101-150	RPI 150+				
8- 0	0- 0	0- 0	OVERALL	0- 0	1- 0	7- 0				
4- 0	0- 0	0- 0	HOME	0- 0	0- 0	4- 0				
4- 0	0- 0	0- 0	AWAY	0- 0	1- 0	3- 0				
0- 0	0- 0	0- 0	NEUTRAL	0- 0	0- 0	0- 0				
8- 0	0- 0	0- 0	NON-CONFERENCE	0- 0	1- 0	7- 0				
4- 0	0- 0	0- 0	HOME	0- 0	0- 0	4- 0				
4- 0	0- 0	0- 0	AWAY	0- 0	1- 0	3- 0				
0- 0	0- 0	0- 0	NEUTRAL	0- 0	0- 0	0- 0				
0- 0	0- 0	0- 0	CONFERENCE	0- 0	0- 0	0- 0				
0- 0	0- 0	0- 0	HOME	0- 0	0- 0	0- 0				
0- 0	0- 0	0- 0	AWAY	0- 0	0- 0	0- 0				
0- 0	0- 0	0- 0	NEUTRAL	0- 0	0- 0	0- 0				

RPI 1-25				RPI 26-50				RPI 51-100				Team's RPI: 86		RPI 101+			
RPI	S	Opponent	Score	RPI	S	Opponent	Score	RPI	S	Opponent	Score			RPI	S	Opponent	Score
														127	A	Cornell	59 56
														178	A	Delaware St.	75 66
														195	A	Siena	89 62
														200	H	Eastern Mich.	78 67
														227	H	Lafayette	74 64
														236	H	Niagara	74 55
														289	H	St. Bonaventure	78 67
														337	A	Fairleigh Dickinson	60 48
LAST 12 Division I GAMES:																	
				200	H	Eastern Mich.	78 67					127	A	Cornell	59 56		
				289	H	St. Bonaventure	78 67					195	A	Siena	89 62		
				337	A	Fairleigh Dickinson	60 48										
				178	A	Delaware St.	75 66										
				236	H	Niagara	74 55										
				227	H	Lafayette	74 64										

Non-Div I Games: Bloomsburg 70 45

Binghamton

Loss, Non-Conf, S Site, H Home A Away N Neutral

Average RPI Win:	227	WON-LOST	WINNING	LAST 10	STRENGTH OF	OPP. STRENGTH	TEAM	ADJ.	CONF.	ADJ CONF.
Average RPI Loss:	31	RECORD	PCT. RANK	GAMES	SCHEDULE	OF SCHEDULE	RPI	RPI	RPI	RPI
DIV. I ONLY	5- 4	144	1- 0	24	143	65	65	20	20	
DIV. I NON-CONF.	3- 4	198	1- 0	17	103	84	84	21	21	
TOTALS	RPI 1-25	RPI 26-50	W-L RECORDS	RPI 51-100	RPI 101-150	RPI 150+				
5- 4	0- 2	0- 1	OVERALL	0- 1	1- 0	4- 0				
3- 2	0- 1	0- 0	HOME	0- 1	1- 0	2- 0				
2- 2	0- 1	0- 1	AWAY	0- 0	0- 0	2- 0				
0- 0	0- 0	0- 0	NEUTRAL	0- 0	0- 0	0- 0				
3- 4	0- 2	0- 1	NON-CONFERENCE	0- 1	0- 0	3- 0				
2- 2	0- 1	0- 0	HOME	0- 1	0- 0	2- 0				
1- 2	0- 1	0- 1	AWAY	0- 0	0- 0	1- 0				
0- 0	0- 0	0- 0	NEUTRAL	0- 0	0- 0	0- 0				
2- 0	0- 0	0- 0	CONFERENCE	0- 0	1- 0	1- 0				
1- 0	0- 0	0- 0	HOME	0- 0	1- 0	0- 0				
1- 0	0- 0	0- 0	AWAY	0- 0	0- 0	1- 0				
0- 0	0- 0	0- 0	NEUTRAL	0- 0	0- 0	0- 0				

RPI 1-25				RPI 26-50				RPI 51-100				Team's RPI: 65	RPI 101+			
RPI	S	Opponent	Score	RPI	S	Opponent	Score	RPI	S	Opponent	Score		RPI	S	Opponent	Score
2	H	Missouri St.	69 72	32	A	TCU	65 77	83	H	Washington St.	68 80		107	H	New Mexico	83 82
5	A	Louisville	82 98										174	H	Portland St.	82 57
													222	A	UAB	83 81
													292	A	Colorado St.	72 69
													341	H	Utah Valley	77 69
LAST 12 Division I GAMES:																
341	H	Utah Valley	77 69	222	A	UAB	83 81	2	H	Missouri St.	69 72		107	H	New Mexico	83 82
5	A	Louisville	82 98					292	A	Colorado St.	72 69		32	A	TCU	65 77
83	H	Washington St.	68 80													
174	H	Portland St.	82 57													

Non-Div I Games: Lewis-Clark St. 88 34

Boise St.

Average RPI Win:	210	WON-LOST	WINNING	LAST 10	STRENGTH OF	OPP. STRENGTH	TEAM	ADJ.	CONF.	ADJ CONF.
Average RPI Loss:	51	RECORD	PCT. RANK	GAMES	SCHEDULE	OF SCHEDULE	RPI	RPI	RPI	RPI
DIV. I ONLY	5- 5	162	0- 1	70	72	90	90	3	3	
DIV. I NON-CONF.	5- 4	144	0- 0	83	114	86	86	3	3	
TOTALS	RPI 1-25	RPI 26-50	W-L RECORDS	RPI 51-100	RPI 101-150	RPI 150+				
5- 5	0- 2	0- 1	OVERALL	0- 1	1- 1	4- 0				
4- 0	0- 0	0- 0	HOME	0- 0	1- 0	3- 0				
0- 4	0- 2	0- 0	AWAY	0- 1	0- 1	0- 0				
1- 1	0- 0	0- 1	NEUTRAL	0- 0	0- 0	1- 0				
5- 4	0- 1	0- 1	NON-CONFERENCE	0- 1	1- 1	4- 0				
4- 0	0- 0	0- 0	HOME	0- 0	1- 0	3- 0				
0- 3	0- 1	0- 0	AWAY	0- 1	0- 1	0- 0				
1- 1	0- 0	0- 1	NEUTRAL	0- 0	0- 0	1- 0				
0- 1	0- 1	0- 0	CONFERENCE	0- 0	0- 0	0- 0				
0- 0	0- 0	0- 0	HOME	0- 0	0- 0	0- 0				
0- 1	0- 1	0- 0	AWAY	0- 0	0- 0	0- 0				
0- 0	0- 0	0- 0	NEUTRAL	0- 0	0- 0	0- 0				

RPI 1-25				RPI 26-50				RPI 51-100				Team's RPI: 90	RPI 101+			
RPI	S	Opponent	Score	RPI	S	Opponent	Score	RPI	S	Opponent	Score		RPI	S	Opponent	Score
9	A	Northwestern	63 66	39	N	Charlotte	68 84	64	A	Providence	60 76		119	A	Holy Cross	71 80
22	A	Duke	73 85										147	H	Rhode Island	66 55
													180	N	Tulane	89 76
													232	H	UMass Lowell	89 46
													246	H	St. Francis Brooklyn	106 69
													247	H	VCU	87 52
LAST 12 Division I GAMES:																
22	A	Duke	73 85	180	N	Tulane	89 76									
9	A	Northwestern	63 66	39	N	Charlotte	68 84									
246	H	St. Francis Brooklyn	106 69	247	H	VCU	87 52									
232	H	UMass Lowell	89 46	147	H	Rhode Island	66 55									
				64	A	Providence	60 76									
				119	A	Holy Cross	71 80									

Non-Div I Games:

Boston College

■ Loss,
 ■ Non-Conf,
 S Site,
 ■ Home
 ■ Away
 N Neutral

Average RPI Win:	284	WON-LOST	WINNING	LAST 10	STRENGTH OF	OPP. STRENGTH	TEAM	ADJ.	CONF.	ADJ CONF.
Average RPI Loss:	135	RECORD	PCT. RANK	GAMES	SCHEDULE	OF SCHEDULE	RPI	RPI	RPI	RPI
DIV. I ONLY	3- 4	199	0- 1	203	286	204	204	14	14	
DIV. I NON-CONF.	3- 4	198	0- 1	202	287	203	203	14	14	
TOTALS	RPI 1-25	RPI 26-50	W-L RECORDS	RPI 51-100	RPI 101-150	RPI 150+				
3- 4	0- 0	0- 0	OVERALL	0- 2	0- 1	3- 1				
0- 2	0- 0	0- 0	HOME	0- 1	0- 1	0- 0				
3- 2	0- 0	0- 0	AWAY	0- 1	0- 0	3- 1				
0- 0	0- 0	0- 0	NEUTRAL	0- 0	0- 0	0- 0				
3- 4	0- 0	0- 0	NON-CONFERENCE	0- 2	0- 1	3- 1				
0- 2	0- 0	0- 0	HOME	0- 1	0- 1	0- 0				
3- 2	0- 0	0- 0	AWAY	0- 1	0- 0	3- 1				
0- 0	0- 0	0- 0	NEUTRAL	0- 0	0- 0	0- 0				
0- 0	0- 0	0- 0	CONFERENCE	0- 0	0- 0	0- 0				
0- 0	0- 0	0- 0	HOME	0- 0	0- 0	0- 0				
0- 0	0- 0	0- 0	AWAY	0- 0	0- 0	0- 0				
0- 0	0- 0	0- 0	NEUTRAL	0- 0	0- 0	0- 0				

RPI 1-25				RPI 26-50				RPI 51-100				RPI 101+				Team's RPI: 204	
RPI	S	Opponent	Score	RPI	S	Opponent	Score	RPI	S	Opponent	Score	RPI	S	Opponent	Score		
								56	A	California	62	73	122	H	Harvard	39	66
								94	H	Marist	75	89	229	A	Maine	62	49
													268	A	UC Davis	68	75
													288	A	Albany (NY)	60	58
													336	A	New Hampshire	78	64
LAST 12 Division I GAMES:																	
				56	A	California	62	73	229	A	Maine	62	49				
				268	A	UC Davis	68	75	336	A	New Hampshire	78	64				
				122	H	Harvard	39	66	94	H	Marist	75	89				
				288	A	Albany (NY)	60	58									

Non-Div I Games:

Boston U.

Bowling Green

Through Games Of 12/10/19

Average RPI Win:	247	WON-LOST	WINNING	LAST 10	STRENGTH OF	OPP. STRENGTH	TEAM	ADJ.	CONF.	ADJ CONF.
Average RPI Loss:	88	RECORD	PCT. RANK	GAMES	SCHEDULE	OF SCHEDULE	RPI	RPI	RPI	RPI
DIV. I ONLY	4- 3	129	0- 1	91	287	112	112	12	12	
DIV. I NON-CONF.	4- 3	131	0- 1	91	288	111	111	12	12	
TOTALS	RPI 1-25	RPI 26-50	W-L RECORDS	RPI 51-100	RPI 101-150	RPI 150+				
4- 3	0- 0	0- 0	OVERALL	0- 2	0- 1	4- 0				
2- 0	0- 0	0- 0	HOME	0- 0	0- 0	2- 0				
1- 1	0- 0	0- 0	AWAY	0- 0	0- 1	1- 0				
1- 2	0- 0	0- 0	NEUTRAL	0- 2	0- 0	1- 0				
4- 3	0- 0	0- 0	NON-CONFERENCE	0- 2	0- 1	4- 0				
2- 0	0- 0	0- 0	HOME	0- 0	0- 0	2- 0				
1- 1	0- 0	0- 0	AWAY	0- 0	0- 1	1- 0				
1- 2	0- 0	0- 0	NEUTRAL	0- 2	0- 0	1- 0				
0- 0	0- 0	0- 0	CONFERENCE	0- 0	0- 0	0- 0				
0- 0	0- 0	0- 0	HOME	0- 0	0- 0	0- 0				
0- 0	0- 0	0- 0	AWAY	0- 0	0- 0	0- 0				
0- 0	0- 0	0- 0	NEUTRAL	0- 0	0- 0	0- 0				

RPI 1-25			RPI 26-50			RPI 51-100			RPI 101+			Team's RPI: 112
RPI	S	Opponent	Score	RPI	S	Opponent	Score	RPI	S	Opponent	Score	
						61 N Green Bay	54 73	108 A Valparaiso		90 95		
						95 N San Francisco	56 64	151 H Cleveland St.		89 62		
								212 N California Baptist		98 60		
								306 H Morehead St.		79 65		
								317 A Marshall		82 69		
LAST 12 Division I GAMES:												
						61 N Green Bay	54 73	95 N San Francisco		56 64		
						108 A Valparaiso	90 95	212 N California Baptist		98 60		
						306 H Morehead St.	79 65	317 A Marshall		82 69		
						151 H Cleveland St.	89 62					

Non-Div I Games: Notre Dame (OH) 88 54

Bowling Green

■ Loss,
 ■ Non-Conf,
 ■ S Site,
 ■ H Home
 ■ A Away
 N Neutral

through games of 11/10/19

Average RPI Win:	191	WON-LOST	WINNING	LAST 10	STRENGTH OF	OPP. STRENGTH	TEAM	ADJ.	CONF.	ADJ CONF.
Average RPI Loss:	36	RECORD	PCT. RANK	GAMES	SCHEDULE	OF SCHEDULE	RPI	RPI	RPI	RPI
DIV. I ONLY	7- 1	30	1- 0	233	117	57	57	5	5	
DIV. I NON-CONF.	7- 1	30	1- 0	232	118	58	58	5	5	
TOTALS	RPI 1-25	RPI 26-50	W-L RECORDS	RPI 51-100	RPI 101-150	RPI 150+				
7- 1	0- 0	1- 1	OVERALL	0- 0	0- 0	6- 0				
3- 0	0- 0	0- 0	HOME	0- 0	0- 0	3- 0				
2- 1	0- 0	0- 1	AWAY	0- 0	0- 0	2- 0				
2- 0	0- 0	1- 0	NEUTRAL	0- 0	0- 0	1- 0				
7- 1	0- 0	1- 1	NON-CONFERENCE	0- 0	0- 0	6- 0				
3- 0	0- 0	0- 0	HOME	0- 0	0- 0	3- 0				
2- 1	0- 0	0- 1	AWAY	0- 0	0- 0	2- 0				
2- 0	0- 0	1- 0	NEUTRAL	0- 0	0- 0	1- 0				
0- 0	0- 0	0- 0	CONFERENCE	0- 0	0- 0	0- 0				
0- 0	0- 0	0- 0	HOME	0- 0	0- 0	0- 0				
0- 0	0- 0	0- 0	AWAY	0- 0	0- 0	0- 0				
0- 0	0- 0	0- 0	NEUTRAL	0- 0	0- 0	0- 0				

RPI 1-25				RPI 26-50				RPI 51-100				Team's RPI: 57		RPI 101+			
RPI	S	Opponent	Score	RPI	S	Opponent	Score	RPI	S	Opponent	Score			RPI	S	Opponent	Score
				36	A	Michigan	57 77							154	H	Miami (OH)	79 68
				47	N	Richmond	61 57							170	N	George Mason	61 59
														206	A	Western Ill.	84 49
														207	A	Oakland	74 58
														272	H	Jackson St.	78 69
														279	H	North Dakota St.	70 64
LAST 12 Division I GAMES:																	
				272	H	Jackson St.	78 69					47	N	Richmond		61 57	
				279	H	North Dakota St.	70 64					170	N	George Mason		61 59	
												154	H	Miami (OH)		79 68	
												206	A	Western Ill.		84 49	
												36	A	Michigan		57 77	
												207	A	Oakland		74 58	

Non-Div I Games: Eureka 101 39

Bradley

Average RPI Win: 305		WON-LOST	WINNING	LAST 10	STRENGTH OF	OPP. STRENGTH	TEAM	ADJ.	CONF.	ADJ CONF.
Average RPI Loss: 203		RECORD	PCT. RANK	GAMES	SCHEDULE	OF SCHEDULE	RPI	RPI	RPI	RPI
DIV. I ONLY		4- 6	214	1- 0	346	246	329	329	8	8
DIV. I NON-CONF.		4- 6	215	1- 0	347	245	329	329	8	8
TOTALS	RPI 1-25	RPI 26-50		W-L RECORDS		RPI 51-100	RPI 101-150	RPI 150+		
4- 6	0- 0	0- 0		OVERALL		0- 0	0- 3	4- 3		
1- 3	0- 0	0- 0		HOME		0- 0	0- 2	1- 1		
3- 2	0- 0	0- 0		AWAY		0- 0	0- 0	3- 2		
0- 1	0- 0	0- 0		NEUTRAL		0- 0	0- 1	0- 0		
4- 6	0- 0	0- 0		NON-CONFERENCE		0- 0	0- 3	4- 3		
1- 3	0- 0	0- 0		HOME		0- 0	0- 2	1- 1		
3- 2	0- 0	0- 0		AWAY		0- 0	0- 0	3- 2		
0- 1	0- 0	0- 0		NEUTRAL		0- 0	0- 1	0- 0		
0- 0	0- 0	0- 0		CONFERENCE		0- 0	0- 0	0- 0		
0- 0	0- 0	0- 0		HOME		0- 0	0- 0	0- 0		
0- 0	0- 0	0- 0		AWAY		0- 0	0- 0	0- 0		
0- 0	0- 0	0- 0		NEUTRAL		0- 0	0- 0	0- 0		

B
r
o
w
n

B
r
o
w
n

RPI 1-25				RPI 26-50				RPI 51-100				RPI 101+				Team's RPI: 329	
RPI	S	Opponent	Score	RPI	S	Opponent	Score	RPI	S	Opponent	Score	RPI	S	Opponent	Score		
												119	H	Holy Cross	71	83	
												146	H	Merrimack	57	72	
												147	N	Rhode Island	44	89	
												184	A	Massachusetts	42	95	
												229	H	Maine	76	70	
												307	A	Longwood	76	86	
												314	A	Bryant	56	50	
												314	H	Bryant	44	45	
												336	A	New Hampshire	76	68	
												342	A	Central Conn. St.	83	73	
LAST 12 Division I GAMES:																	
				314	A	Bryant	56	50	307	A	Longwood	76	86				
				147	N	Rhode Island	44	89	342	A	Central Conn. St.	83	73				
				119	H	Holy Cross	71	83	229	H	Maine	76	70				
				146	H	Merrimack	57	72	314	H	Bryant	44	45				
				336	A	New Hampshire	76	68									
				184	A	Massachusetts	42	95									

Non-Div I Games:

Brown

Loss, Non-Conf, S Site, H Home A Away N Neutral

Average RPI Win:	329	WON-LOST	WINNING	LAST 10	STRENGTH OF	OPP. STRENGTH	TEAM	ADJ.	CONF.	ADJ CONF.
Average RPI Loss:	189	RECORD	PCT. RANK	GAMES	SCHEDULE	OF SCHEDULE	RPI	RPI	RPI	RPI
DIV. I ONLY	1- 8	323	0- 1	197	325	314	314	29	29	
DIV. I NON-CONF.	1- 8	323	0- 1	195	325	313	313	29	29	
TOTALS	RPI 1-25	RPI 26-50	W-L RECORDS	RPI 51-100	RPI 101-150	RPI 150+				
1- 8	0- 0	0- 1	OVERALL	0- 1	0- 2	1- 4				
0- 4	0- 0	0- 0	HOME	0- 1	0- 0	0- 3				
1- 4	0- 0	0- 1	AWAY	0- 0	0- 2	1- 1				
0- 0	0- 0	0- 0	NEUTRAL	0- 0	0- 0	0- 0				
1- 8	0- 0	0- 1	NON-CONFERENCE	0- 1	0- 2	1- 4				
0- 4	0- 0	0- 0	HOME	0- 1	0- 0	0- 3				
1- 4	0- 0	0- 1	AWAY	0- 0	0- 2	1- 1				
0- 0	0- 0	0- 0	NEUTRAL	0- 0	0- 0	0- 0				
0- 0	0- 0	0- 0	CONFERENCE	0- 0	0- 0	0- 0				
0- 0	0- 0	0- 0	HOME	0- 0	0- 0	0- 0				
0- 0	0- 0	0- 0	AWAY	0- 0	0- 0	0- 0				
0- 0	0- 0	0- 0	NEUTRAL	0- 0	0- 0	0- 0				

RPI S	Opponent	Score	RPI S	Opponent	Score	RPI S	Opponent	Score	RPI S	Opponent	Score	Team's RPI: 314
43	A Minnesota	56 101	64	H Providence	32 76	119	A Holy Cross	75 87	135	A Illinois	55 69	
						232	H UMass Lowell	35 55	250	A Vermont	66 71	
						329	A Brown	45 44	329	H Brown	50 56	
						336	H New Hampshire	56 68				
LAST 12 Division I GAMES:												
232	H UMass Lowell	35 55	329	H Brown	50 56							
43	A Minnesota	56 101	64	H Providence	32 76							
135	A Illinois	55 69	329	A Brown	45 44							
119	A Holy Cross	75 87										
250	A Vermont	66 71										
336	H New Hampshire	56 68										

Non-Div I Games:

Bryant

Average RPI Win:	182	WON-LOST	WINNING	LAST 10	STRENGTH OF	OPP. STRENGTH	TEAM	ADJ.	CONF.	ADJ CONF.
Average RPI Loss:	99	RECORD	PCT. RANK	GAMES	SCHEDULE	OF SCHEDULE	RPI	RPI	RPI	RPI
DIV. I ONLY	6- 3	84	1- 0	288	4	131	131	14	14	
DIV. I NON-CONF.	6- 3	82	1- 0	288	4	130	130	14	14	
TOTALS	RPI 1-25	RPI 26-50	W-L RECORDS	RPI 51-100	RPI 101-150	RPI 150+				
6- 3	0- 1	0- 0	OVERALL	1- 1	0- 0	5- 1				
3- 1	0- 0	0- 0	HOME	1- 1	0- 0	2- 0				
1- 2	0- 1	0- 0	AWAY	0- 0	0- 0	1- 1				
2- 0	0- 0	0- 0	NEUTRAL	0- 0	0- 0	2- 0				
6- 3	0- 1	0- 0	NON-CONFERENCE	1- 1	0- 0	5- 1				
3- 1	0- 0	0- 0	HOME	1- 1	0- 0	2- 0				
1- 2	0- 1	0- 0	AWAY	0- 0	0- 0	1- 1				
2- 0	0- 0	0- 0	NEUTRAL	0- 0	0- 0	2- 0				
0- 0	0- 0	0- 0	CONFERENCE	0- 0	0- 0	0- 0				
0- 0	0- 0	0- 0	HOME	0- 0	0- 0	0- 0				
0- 0	0- 0	0- 0	AWAY	0- 0	0- 0	0- 0				
0- 0	0- 0	0- 0	NEUTRAL	0- 0	0- 0	0- 0				

RPI	S	Opponent	Score	RPI	S	Opponent	Score	RPI	S	Opponent	Score	RPI	S	Opponent	Score	Team's RPI: 131
20	A	Virginia	60 84					73	H	Temple	61 72	152	N	Cincinnati	56 48	
								74	H	Drexel	60 49	163	H	Monmouth	71 37	
												170	A	George Mason	64 51	
												205	A	Quinnipiac	69 76	
												241	N	Howard	70 60	
												289	H	St. Bonaventure	68 60	
LAST 12 Division I GAMES:																
205	A	Quinnipiac	69 76	74	H	Drexel	60 49	170	A	George Mason	64 51	152	N	Cincinnati	56 48	
289	H	St. Bonaventure	68 60	241	N	Howard	70 60	73	H	Temple	61 72					
163	H	Monmouth	71 37													
20	A	Virginia	60 84													

Non-Div I Games:

Bucknell

Average RPI Win:	240	WON-LOST	WINNING	LAST 10	STRENGTH OF	OPP. STRENGTH	TEAM	ADJ.	CONF.	ADJ CONF.
Average RPI Loss:	84	RECORD	PCT. RANK	GAMES	SCHEDULE	OF SCHEDULE	RPI	RPI	RPI	RPI
DIV. I ONLY	7- 2	51	1- 0	271	141	89	89	12	12	
DIV. I NON-CONF.	7- 2	52	1- 0	272	141	91	91	12	12	
TOTALS	RPI 1-25	RPI 26-50	W-L RECORDS	RPI 51-100	RPI 101-150	RPI 150+				
7- 2	0- 1	0- 0	OVERALL	1- 0	1- 0	5- 1				
3- 0	0- 0	0- 0	HOME	0- 0	1- 0	2- 0				
2- 2	0- 1	0- 0	AWAY	0- 0	0- 0	2- 1				
2- 0	0- 0	0- 0	NEUTRAL	1- 0	0- 0	1- 0				
7- 2	0- 1	0- 0	NON-CONFERENCE	1- 0	1- 0	5- 1				
3- 0	0- 0	0- 0	HOME	0- 0	1- 0	2- 0				
2- 2	0- 1	0- 0	AWAY	0- 0	0- 0	2- 1				
2- 0	0- 0	0- 0	NEUTRAL	1- 0	0- 0	1- 0				
0- 0	0- 0	0- 0	CONFERENCE	0- 0	0- 0	0- 0				
0- 0	0- 0	0- 0	HOME	0- 0	0- 0	0- 0				
0- 0	0- 0	0- 0	AWAY	0- 0	0- 0	0- 0				
0- 0	0- 0	0- 0	NEUTRAL	0- 0	0- 0	0- 0				

RPI 1-25				RPI 26-50				RPI 51-100 Team's RPI: 89				RPI 101+			
RPI	S	Opponent	Score	RPI	S	Opponent	Score	RPI	S	Opponent	Score	RPI	S	Opponent	Score
4	A	Stanford	69 88					74	N	Drexel	63 59	149	H	Columbia	82 75
												164	A	San Jose St.	88 95
												236	A	Niagara	81 67
												262	N	American	73 55
												289	A	St. Bonaventure	46 36
												328	H	Canisius	71 55
												342	H	Central Conn. St.	61 56
LAST 12 Division I GAMES:															
289	A	St. Bonaventure	46 36	74	N	Drexel	63 59	4	A	Stanford	69 88				
262	N	American	73 55	164	A	San Jose St.	88 95	149	H	Columbia	82 75				
342	H	Central Conn. St.	61 56	328	H	Canisius	71 55	236	A	Niagara	81 67				

Non-Div I Games:

Buffalo

ButlerButler

Butler

CSU Bakersfield

Through Games Of 12/10/19

Average RPI Win:	168	WON-LOST	WINNING	LAST 10	STRENGTH OF	OPP. STRENGTH	TEAM	ADJ.	CONF.	ADJ CONF.
Average RPI Loss:	85	RECORD	PCT. RANK	GAMES	SCHEDULE	OF SCHEDULE	RPI	RPI	RPI	RPI
DIV. I ONLY	4- 3	129	1- 0	36	156	66	66	32	32	
DIV. I NON-CONF.	4- 3	131	1- 0	35	155	66	66	32	32	
TOTALS	RPI 1-25	RPI 26-50	W-L RECORDS	RPI 51-100	RPI 101-150	RPI 150+				
4- 3	0- 1	1- 0	OVERALL	0- 1	1- 0	2- 1				
4- 0	0- 0	1- 0	HOME	0- 0	1- 0	2- 0				
0- 3	0- 1	0- 0	AWAY	0- 1	0- 0	0- 1				
0- 0	0- 0	0- 0	NEUTRAL	0- 0	0- 0	0- 0				
4- 3	0- 1	1- 0	NON-CONFERENCE	0- 1	1- 0	2- 1				
4- 0	0- 0	1- 0	HOME	0- 0	1- 0	2- 0				
0- 3	0- 1	0- 0	AWAY	0- 1	0- 0	0- 1				
0- 0	0- 0	0- 0	NEUTRAL	0- 0	0- 0	0- 0				
0- 0	0- 0	0- 0	CONFERENCE	0- 0	0- 0	0- 0				
0- 0	0- 0	0- 0	HOME	0- 0	0- 0	0- 0				
0- 0	0- 0	0- 0	AWAY	0- 0	0- 0	0- 0				
0- 0	0- 0	0- 0	NEUTRAL	0- 0	0- 0	0- 0				

RPI 1-25				RPI 26-50				RPI 51-100				Team's RPI: 66				RPI 101+			
RPI	S	Opponent	Score	RPI	S	Opponent	Score	RPI	S	Opponent	Score	RPI	S	Opponent	Score	RPI	S	Opponent	Score
7	A	Gonzaga	48 92	40	H	Pacific	80 70	91	A	Wright St.	60 65	138	H	North Texas	61 52	156	A	Washington	49 80
												164	H	San Jose St.	75 71	331	H	N.C. Central	80 71
LAST 12 Division I GAMES:																			
138	H	North Texas	61 52	40	H	Pacific	80 70	331	H	N.C. Central	80 71								
91	A	Wright St.	60 65	164	H	San Jose St.	75 71												
7	A	Gonzaga	48 92																
156	A	Washington	49 80																

Non-Div I Games: Fresno Pacific 95 64 Cal St. Dom. Hills 83 74

CSU Bakersfield

Loss, Non-Conf, S Site, H Home A Away N Neutral

Average RPI Win:	231	WON-LOST	WINNING	LAST 10	STRENGTH OF	OPP. STRENGTH	TEAM	ADJ.	CONF.	ADJ CONF.
Average RPI Loss:	106	RECORD	PCT. RANK	GAMES	SCHEDULE	OF SCHEDULE	RPI	RPI	RPI	RPI
DIV. I ONLY	3- 7	246	1- 0	166	73	226	226	24	24	
DIV. I NON-CONF.	3- 7	247	1- 0	167	72	226	226	24	24	
TOTALS	RPI 1-25	RPI 26-50	W-L RECORDS	RPI 51-100	RPI 101-150	RPI 150+				
3- 7	0- 1	0- 0	OVERALL	0- 4	0- 0	3- 2				
1- 3	0- 1	0- 0	HOME	0- 2	0- 0	1- 0				
1- 3	0- 0	0- 0	AWAY	0- 2	0- 0	1- 1				
1- 1	0- 0	0- 0	NEUTRAL	0- 0	0- 0	1- 1				
3- 7	0- 1	0- 0	NON-CONFERENCE	0- 4	0- 0	3- 2				
1- 3	0- 1	0- 0	HOME	0- 2	0- 0	1- 0				
1- 3	0- 0	0- 0	AWAY	0- 2	0- 0	1- 1				
1- 1	0- 0	0- 0	NEUTRAL	0- 0	0- 0	1- 1				
0- 0	0- 0	0- 0	CONFERENCE	0- 0	0- 0	0- 0				
0- 0	0- 0	0- 0	HOME	0- 0	0- 0	0- 0				
0- 0	0- 0	0- 0	AWAY	0- 0	0- 0	0- 0				
0- 0	0- 0	0- 0	NEUTRAL	0- 0	0- 0	0- 0				

RPI 1-25				RPI 26-50				RPI 51-100				RPI 101+ Team's RPI: 226			
RPI	S	Opponent	Score	RPI	S	Opponent	Score	RPI	S	Opponent	Score	RPI	S	Opponent	Score
20	H	Virginia	47 72					51	H	UCLA	44 58	166	H	Portland	73 64
								80	H	Southern California	53 69	198	N	SMU	58 68
								83	A	Washington St.	61 71	212	A	California Baptist	56 64
								95	A	San Francisco	61 79	217	N	Indiana St.	67 59
												310	A	LMU (CA)	56 54
LAST 12 Division I GAMES:															
217	N	Indiana St.	67 59	310	A	LMU (CA)	56 54	51	H	UCLA	44 58	198	N	SMU	58 68
80	H	Southern California	53 69	83	A	Washington St.	61 71	212	A	California Baptist	56 64	166	H	Portland	73 64
				95	A	San Francisco	61 79	20	H	Virginia	47 72				

Non-Div I Games:

CSUN

■ Loss,
 ■ Non-Conf,
 ■ S Site,
 ■ H Home
 ■ A Away
 N Neutral

Average RPI Win:	252	WON-LOST	WINNING	LAST 10	STRENGTH OF	OPP. STRENGTH	TEAM	ADJ.	CONF.	ADJ CONF.
Average RPI Loss:	172	RECORD	PCT. RANK	GAMES	SCHEDULE	OF SCHEDULE	RPI	RPI	RPI	RPI
DIV. I ONLY	2- 6	277	0- 1	196	280	298	298	24	24	
DIV. I NON-CONF.	2- 6	278	0- 1	194	282	298	298	24	24	
TOTALS	RPI 1-25	RPI 26-50	W-L RECORDS	RPI 51-100	RPI 101-150	RPI 150+				
2- 6	0- 0	0- 0	OVERALL	0- 2	0- 1	2- 3				
2- 2	0- 0	0- 0	HOME	0- 1	0- 0	2- 1				
0- 4	0- 0	0- 0	AWAY	0- 1	0- 1	0- 2				
0- 0	0- 0	0- 0	NEUTRAL	0- 0	0- 0	0- 0				
2- 6	0- 0	0- 0	NON-CONFERENCE	0- 2	0- 1	2- 3				
2- 2	0- 0	0- 0	HOME	0- 1	0- 0	2- 1				
0- 4	0- 0	0- 0	AWAY	0- 1	0- 1	0- 2				
0- 0	0- 0	0- 0	NEUTRAL	0- 0	0- 0	0- 0				
0- 0	0- 0	0- 0	CONFERENCE	0- 0	0- 0	0- 0				
0- 0	0- 0	0- 0	HOME	0- 0	0- 0	0- 0				
0- 0	0- 0	0- 0	AWAY	0- 0	0- 0	0- 0				
0- 0	0- 0	0- 0	NEUTRAL	0- 0	0- 0	0- 0				

RPI 1-25				RPI 26-50				RPI 51-100				RPI 101+ Team's RPI: 298					
RPI	S	Opponent	Score	RPI	S	Opponent	Score	RPI	S	Opponent	Score	RPI	S	Opponent	Score		
								54	H	Old Dominion	55	61	150	A	Saint Mary's (CA)	67	84
								77	A	Arizona St.	41	66	153	H	Lamar University	57	56
													162	H	Fresno St.	52	79
													290	A	Pepperdine	53	63
													300	A	Denver	66	96
													350	H	Sacramento St.	62	43
LAST 12 Division I GAMES:																	
				150	A	Saint Mary's (CA)	67	84		350	H	Sacramento St.	62	43			
				153	H	Lamar University	57	56		300	A	Denver	66	96			
				54	H	Old Dominion	55	61		290	A	Pepperdine	53	63			
				77	A	Arizona St.	41	66		162	H	Fresno St.	52	79			

Non-Div I Games:

Cal Poly

Average RPI Win:	268	WON-LOST	WINNING	LAST 10	STRENGTH OF	OPP. STRENGTH	TEAM	ADJ.	CONF.	ADJ CONF.
Average RPI Loss:	195	RECORD	PCT. RANK	GAMES	SCHEDULE	OF SCHEDULE	RPI	RPI	RPI	RPI
DIV. I ONLY	5- 5	162	1- 0	311	216	239	239	24	24	
DIV. I NON-CONF.	5- 5	161	1- 0	311	214	239	239	24	24	
TOTALS	RPI 1-25	RPI 26-50	W-L RECORDS	RPI 51-100	RPI 101-150	RPI 150+				
5- 5	0- 0	0- 0	OVERALL	0- 1	0- 1	5- 3				
1- 2	0- 0	0- 0	HOME	0- 0	0- 0	1- 2				
4- 3	0- 0	0- 0	AWAY	0- 1	0- 1	4- 1				
0- 0	0- 0	0- 0	NEUTRAL	0- 0	0- 0	0- 0				
5- 5	0- 0	0- 0	NON-CONFERENCE	0- 1	0- 1	5- 3				
1- 2	0- 0	0- 0	HOME	0- 0	0- 0	1- 2				
4- 3	0- 0	0- 0	AWAY	0- 1	0- 1	4- 1				
0- 0	0- 0	0- 0	NEUTRAL	0- 0	0- 0	0- 0				
0- 0	0- 0	0- 0	CONFERENCE	0- 0	0- 0	0- 0				
0- 0	0- 0	0- 0	HOME	0- 0	0- 0	0- 0				
0- 0	0- 0	0- 0	AWAY	0- 0	0- 0	0- 0				
0- 0	0- 0	0- 0	NEUTRAL	0- 0	0- 0	0- 0				

RPI 1-25				RPI 26-50				RPI 51-100				RPI 101+				Team's RPI: 239	
RPI	S	Opponent	Score	RPI	S	Opponent	Score	RPI	S	Opponent	Score	RPI	S	Opponent	Score		
								95	A	San Francisco	63	71	140	A	Southern Utah	63	79
													215	H	Delaware	55	72
													220	H	Montana	69	71
													238	A	San Diego	72	67
													244	A	UNLV	64	58
													263	H	Utah St.	83	62
													285	A	Grand Canyon	80	70
													304	A	San Diego St.	45	55
													310	A	LMU (CA)	79	74
LAST 12 Division I GAMES:																	
				220	H	Montana	69	71		238	A	San Diego	72	67			
				215	H	Delaware	55	72		95	A	San Francisco	63	71			
				285	A	Grand Canyon	80	70		244	A	UNLV	64	58			
				263	H	Utah St.	83	62		140	A	Southern Utah	63	79			
				304	A	San Diego St.	45	55									
				310	A	LMU (CA)	79	74									

Non-Div I Games:

Cal St. Fullerton

■ Loss,
 ■ Non-Conf,
 ■ S Site,
 ■ H Home
 ■ A Away
 N Neutral

California

Through Games Of 12/10/19

Average RPI Win:	234	WON-LOST	WINNING	LAST 10	STRENGTH OF	OPP. STRENGTH	TEAM	ADJ.	CONF.	ADJ CONF.
Average RPI Loss:	63	RECORD	PCT. RANK	GAMES	SCHEDULE	OF SCHEDULE	RPI	RPI	RPI	RPI
DIV. I ONLY	6- 2	60	1- 0	123	196	56	56	1	1	
DIV. I NON-CONF.	6- 2	61	1- 0	123	196	57	57	1	1	
TOTALS	RPI 1-25	RPI 26-50	W-L RECORDS	RPI 51-100	RPI 101-150	RPI 150+				
6- 2	0- 1	1- 0	OVERALL	0- 0	0- 1	5- 0				
5- 0	0- 0	1- 0	HOME	0- 0	0- 0	4- 0				
1- 2	0- 1	0- 0	AWAY	0- 0	0- 1	1- 0				
0- 0	0- 0	0- 0	NEUTRAL	0- 0	0- 0	0- 0				
6- 2	0- 1	1- 0	NON-CONFERENCE	0- 0	0- 1	5- 0				
5- 0	0- 0	1- 0	HOME	0- 0	0- 0	4- 0				
1- 2	0- 1	0- 0	AWAY	0- 0	0- 1	1- 0				
0- 0	0- 0	0- 0	NEUTRAL	0- 0	0- 0	0- 0				
0- 0	0- 0	0- 0	CONFERENCE	0- 0	0- 0	0- 0				
0- 0	0- 0	0- 0	HOME	0- 0	0- 0	0- 0				
0- 0	0- 0	0- 0	AWAY	0- 0	0- 0	0- 0				
0- 0	0- 0	0- 0	NEUTRAL	0- 0	0- 0	0- 0				

RPI 1-25				RPI 26-50				RPI 51-100				RPI 101+			
RPI	S	Opponent	Score	RPI	S	Opponent	Score	RPI	S	Opponent	Score	RPI	S	Opponent	Score
3	A	UConn	61 72	31	H	Arkansas	84 80					122	A	Harvard	53 56
												204	H	Boston U.	73 62
												258	H	UC Riverside	84 61
												276	H	Long Beach St.	68 45
												304	A	San Diego St.	74 48
												331	H	N.C. Central	90 69
LAST 12 Division I GAMES:															
304	A	San Diego St.	74 48	276	H	Long Beach St.	68 45								
258	H	UC Riverside	84 61	204	H	Boston U.	73 62								
3	A	UConn	61 72	331	H	N.C. Central	90 69								
122	A	Harvard	53 56	31	H	Arkansas	84 80								

Non-Div I Games:

California

■ Loss,
 ■ Non-Conf, S Site,
 ■ Home
 ■ Away
 N Neutral

Average RPI Win:	247	WON-LOST	WINNING	LAST 10	STRENGTH OF	OPP. STRENGTH	TEAM	ADJ.	CONF.	ADJ CONF.
Average RPI Loss:	123	RECORD	PCT. RANK	GAMES	SCHEDULE	OF SCHEDULE	RPI	RPI	RPI	RPI
DIV. I ONLY	5- 4	144	0- 1	224	132	212	212	32	32	
DIV. I NON-CONF.	5- 4	144	0- 1	223	132	212	212	32	32	
TOTALS	RPI 1-25	RPI 26-50	W-L RECORDS	RPI 51-100	RPI 101-150	RPI 150+				
5- 4	0- 1	0- 0	OVERALL	0- 0	0- 2	5- 1				
5- 0	0- 0	0- 0	HOME	0- 0	0- 0	5- 0				
0- 1	0- 0	0- 0	AWAY	0- 0	0- 0	0- 1				
0- 3	0- 1	0- 0	NEUTRAL	0- 0	0- 2	0- 0				
5- 4	0- 1	0- 0	NON-CONFERENCE	0- 0	0- 2	5- 1				
5- 0	0- 0	0- 0	HOME	0- 0	0- 0	5- 0				
0- 1	0- 0	0- 0	AWAY	0- 0	0- 0	0- 1				
0- 3	0- 1	0- 0	NEUTRAL	0- 0	0- 2	0- 0				
0- 0	0- 0	0- 0	CONFERENCE	0- 0	0- 0	0- 0				
0- 0	0- 0	0- 0	HOME	0- 0	0- 0	0- 0				
0- 0	0- 0	0- 0	AWAY	0- 0	0- 0	0- 0				
0- 0	0- 0	0- 0	NEUTRAL	0- 0	0- 0	0- 0				

RPI	S	Opponent	Score	RPI	S	Opponent	Score	RPI	S	Opponent	Score	RPI	S	Opponent	Score	Team's RPI: 212
4	N	Stanford	78 83									112	N	Bowling Green	60 98	
												118	N	Houston	75 96	
												185	H	Alabama A&M	60 55	
												226	H	CSUN	64 56	
												258	A	UC Riverside	64 80	
												266	H	UC Santa Barbara	85 81	
												276	H	Long Beach St.	79 70	
												282	H	Northern Ariz.	98 79	
LAST 12 Division I GAMES:																
				118	N	Houston	75 96	258	A	UC Riverside	64 80					
				112	N	Bowling Green	60 98	4	N	Stanford	78 83					
				276	H	Long Beach St.	79 70	266	H	UC Santa Barbara	85 81					
								282	H	Northern Ariz.	98 79					
								185	H	Alabama A&M	60 55					
								226	H	CSUN	64 56					

Non-Div I Games: Ottawa (AZ) 103 75 LIFE Pacific 93 48

California Baptist

Loss, Non-Conf, S Site, H Home A Away N Neutral

Average RPI Win:	204	WON-LOST	WINNING	LAST 10	STRENGTH OF	OPP. STRENGTH	TEAM	ADJ.	CONF.	ADJ CONF.
Average RPI Loss:	193	RECORD	PCT. RANK	GAMES	SCHEDULE	OF SCHEDULE	RPI	RPI	RPI	RPI
DIV. I ONLY	3- 2	119	1- 0	219	236	136	136	30	30	
DIV. I NON-CONF.	3- 2	120	1- 0	218	235	135	135	30	30	
TOTALS	RPI 1-25	RPI 26-50	W-L RECORDS	RPI 51-100	RPI 101-150	RPI 150+				
3- 2	0- 0	0- 0	OVERALL	0- 1	1- 0	2- 1				
2- 0	0- 0	0- 0	HOME	0- 0	1- 0	1- 0				
1- 2	0- 0	0- 0	AWAY	0- 1	0- 0	1- 1				
0- 0	0- 0	0- 0	NEUTRAL	0- 0	0- 0	0- 0				
3- 2	0- 0	0- 0	NON-CONFERENCE	0- 1	1- 0	2- 1				
2- 0	0- 0	0- 0	HOME	0- 0	1- 0	1- 0				
1- 2	0- 0	0- 0	AWAY	0- 1	0- 0	1- 1				
0- 0	0- 0	0- 0	NEUTRAL	0- 0	0- 0	0- 0				
0- 0	0- 0	0- 0	CONFERENCE	0- 0	0- 0	0- 0				
0- 0	0- 0	0- 0	HOME	0- 0	0- 0	0- 0				
0- 0	0- 0	0- 0	AWAY	0- 0	0- 0	0- 0				
0- 0	0- 0	0- 0	NEUTRAL	0- 0	0- 0	0- 0				

RPI 1-25			RPI 26-50			RPI 51-100			RPI 101+			Team's RPI: 136
RPI	S	Opponent	Score	RPI	S	Opponent	Score	RPI	S	Opponent	Score	
						54 A Old Dominion	44 59			114 H UNC Greensboro	72 64	
										190 H Kennesaw St.	63 51	
										309 A Western Caro.	61 40	
										331 A N.C. Central	64 67	
LAST 12 Division I GAMES:												
						114 H UNC Greensboro	72 64					
						190 H Kennesaw St.	63 51					
						331 A N.C. Central	64 67					
						309 A Western Caro.	61 40					
						54 A Old Dominion	44 59					

Non-Div I Games: St. Andrews 122 56

Campbell

Average RPI Win:	289	WON-LOST	WINNING	LAST 10	STRENGTH OF	OPP. STRENGTH	TEAM	ADJ.	CONF.	ADJ CONF.
Average RPI Loss:	172	RECORD	PCT. RANK	GAMES	SCHEDULE	OF SCHEDULE	RPI	RPI	RPI	RPI
DIV. I ONLY	1- 5	302	0- 1	260	251	328	328	21	21	
DIV. I NON-CONF.	1- 5	301	0- 1	259	251	328	328	20	20	
TOTALS	RPI 1-25	RPI 26-50	W-L RECORDS	RPI 51-100	RPI 101-150	RPI 150+				
1- 5	0- 0	0- 0	OVERALL	0- 2	0- 0	1- 3				
1- 2	0- 0	0- 0	HOME	0- 1	0- 0	1- 1				
0- 3	0- 0	0- 0	AWAY	0- 1	0- 0	0- 2				
0- 0	0- 0	0- 0	NEUTRAL	0- 0	0- 0	0- 0				
1- 5	0- 0	0- 0	NON-CONFERENCE	0- 2	0- 0	1- 3				
1- 2	0- 0	0- 0	HOME	0- 1	0- 0	1- 1				
0- 3	0- 0	0- 0	AWAY	0- 1	0- 0	0- 2				
0- 0	0- 0	0- 0	NEUTRAL	0- 0	0- 0	0- 0				
0- 0	0- 0	0- 0	CONFERENCE	0- 0	0- 0	0- 0				
0- 0	0- 0	0- 0	HOME	0- 0	0- 0	0- 0				
0- 0	0- 0	0- 0	AWAY	0- 0	0- 0	0- 0				
0- 0	0- 0	0- 0	NEUTRAL	0- 0	0- 0	0- 0				

RPI 1-25				RPI 26-50				RPI 51-100				RPI 101+				Team's RPI: 328	
RPI	S	Opponent	Score	RPI	S	Opponent	Score	RPI	S	Opponent	Score	RPI	S	Opponent	Score		
								70	H	Colgate	69	90	161	A	Youngstown St.	59	87
								89	A	Buffalo	55	71	250	A	Vermont	53	76
													288	H	Albany (NY)	53	70
													289	H	St. Bonaventure	84	82
LAST 12 Division I GAMES:																	
								250	A	Vermont	53	76					
								288	H	Albany (NY)	53	70					
								70	H	Colgate	69	90					
								289	H	St. Bonaventure	84	82					
								89	A	Buffalo	55	71					
								161	A	Youngstown St.	59	87					

Non-Div I Games:

Canisius

Average RPI Win:	272	WON-LOST	WINNING	LAST 10	STRENGTH OF	OPP. STRENGTH	TEAM	ADJ.	CONF.	ADJ CONF.
Average RPI Loss:	189	RECORD	PCT. RANK	GAMES	SCHEDULE	OF SCHEDULE	RPI	RPI	RPI	RPI
DIV. I ONLY	1- 5	302	0- 0	236	265	315	315	26	26	
DIV. I NON-CONF.	1- 5	301	0- 0	235	265	314	314	26	26	
TOTALS	RPI 1-25	RPI 26-50	W-L RECORDS	RPI 51-100	RPI 101-150	RPI 150+				
1- 5	0- 0	0- 1	OVERALL	0- 0	0- 0	1- 4				
1- 0	0- 0	0- 0	HOME	0- 0	0- 0	1- 0				
0- 5	0- 0	0- 1	AWAY	0- 0	0- 0	0- 4				
0- 0	0- 0	0- 0	NEUTRAL	0- 0	0- 0	0- 0				
1- 5	0- 0	0- 1	NON-CONFERENCE	0- 0	0- 0	1- 4				
1- 0	0- 0	0- 0	HOME	0- 0	0- 0	1- 0				
0- 5	0- 0	0- 1	AWAY	0- 0	0- 0	0- 4				
0- 0	0- 0	0- 0	NEUTRAL	0- 0	0- 0	0- 0				
0- 0	0- 0	0- 0	CONFERENCE	0- 0	0- 0	0- 0				
0- 0	0- 0	0- 0	HOME	0- 0	0- 0	0- 0				
0- 0	0- 0	0- 0	AWAY	0- 0	0- 0	0- 0				
0- 0	0- 0	0- 0	NEUTRAL	0- 0	0- 0	0- 0				

RPI S	Opponent	Score	RPI S	Opponent	Score	RPI S	Opponent	Score	RPI S	Opponent	Score
			33 A	Texas A&M	46 76				180 A	Tulane	38 65
									228 A	Tennessee	36 63
									251 A	Little Rock	48 63
									252 A	Northern Ky.	56 72
									272 H	Jackson St.	57 54
LAST 12 Division I GAMES:											
			33 A	Texas A&M	46 76						
			272 H	Jackson St.	57 54						
			252 A	Northern Ky.	56 72						
			180 A	Tulane	38 65						
			251 A	Little Rock	48 63						
			228 A	Tennessee	36 63						

Non-Div I Games: Hendrix 104 28 Crowley's Ridge 82 26

Central Ark.

Average RPI Win:	0	WON-LOST	WINNING	LAST 10	STRENGTH OF	OPP. STRENGTH	TEAM	ADJ.	CONF.	ADJ CONF.
Average RPI Loss:	223	RECORD	PCT. RANK	GAMES	SCHEDULE	OF SCHEDULE	RPI	RPI	RPI	RPI
DIV. I ONLY	0- 8	334	0- 1	265	341	342	342	29	29	
DIV. I NON-CONF.	0- 8	334	0- 1	264	341	342	342	29	29	
TOTALS	RPI 1-25	RPI 26-50	W-L RECORDS	RPI 51-100	RPI 101-150	RPI 150+				
0- 8	0- 0	0- 0	OVERALL	0- 2	0- 1	0- 5				
0- 3	0- 0	0- 0	HOME	0- 0	0- 0	0- 3				
0- 5	0- 0	0- 0	AWAY	0- 2	0- 1	0- 2				
0- 0	0- 0	0- 0	NEUTRAL	0- 0	0- 0	0- 0				
0- 8	0- 0	0- 0	NON-CONFERENCE	0- 2	0- 1	0- 5				
0- 3	0- 0	0- 0	HOME	0- 0	0- 0	0- 3				
0- 5	0- 0	0- 0	AWAY	0- 2	0- 1	0- 2				
0- 0	0- 0	0- 0	NEUTRAL	0- 0	0- 0	0- 0				
0- 0	0- 0	0- 0	CONFERENCE	0- 0	0- 0	0- 0				
0- 0	0- 0	0- 0	HOME	0- 0	0- 0	0- 0				
0- 0	0- 0	0- 0	AWAY	0- 0	0- 0	0- 0				
0- 0	0- 0	0- 0	NEUTRAL	0- 0	0- 0	0- 0				

RPI 1-25				RPI 26-50				RPI 51-100				RPI 101+				Team's RPI: 342	
RPI	S	Opponent	Score	RPI	S	Opponent	Score	RPI	S	Opponent	Score	RPI	S	Opponent	Score		
								89	A	Buffalo	56	61	113	A	Duquesne	33	72
								100	A	Lehigh	51	70	232	H	UMass Lowell	54	56
													288	H	Albany (NY)	63	73
													295	A	Pittsburgh	73	81
													329	H	Brown	73	83
													336	A	New Hampshire	59	70
LAST 12 Division I GAMES:																	
295	A	Pittsburgh	73	81	336	A	New Hampshire	59	70								
89	A	Buffalo	56	61	232	H	UMass Lowell	54	56								
					288	H	Albany (NY)	63	73								
					113	A	Duquesne	33	72								
					100	A	Lehigh	51	70								
					329	H	Brown	73	83								

Non-Div I Games:

Central Conn. St.

Average RPI Win:	170	WON-LOST	WINNING	LAST 10	STRENGTH OF	OPP. STRENGTH	TEAM	ADJ.	CONF.	ADJ CONF.
Average RPI Loss:	36	RECORD	PCT. RANK	GAMES	SCHEDULE	OF SCHEDULE	RPI	RPI	RPI	RPI
DIV. I ONLY	4- 3	129	1- 0	92	30	102	102	12	12	
DIV. I NON-CONF.	4- 3	131	1- 0	92	30	103	103	12	12	
TOTALS	RPI 1-25	RPI 26-50	W-L RECORDS	RPI 51-100	RPI 101-150	RPI 150+				
4- 3	0- 1	0- 1	OVERALL	1- 1	0- 0	3- 0				
4- 1	0- 0	0- 0	HOME	1- 1	0- 0	3- 0				
0- 2	0- 1	0- 1	AWAY	0- 0	0- 0	0- 0				
0- 0	0- 0	0- 0	NEUTRAL	0- 0	0- 0	0- 0				
4- 3	0- 1	0- 1	NON-CONFERENCE	1- 1	0- 0	3- 0				
4- 1	0- 0	0- 0	HOME	1- 1	0- 0	3- 0				
0- 2	0- 1	0- 1	AWAY	0- 0	0- 0	0- 0				
0- 0	0- 0	0- 0	NEUTRAL	0- 0	0- 0	0- 0				
0- 0	0- 0	0- 0	CONFERENCE	0- 0	0- 0	0- 0				
0- 0	0- 0	0- 0	HOME	0- 0	0- 0	0- 0				
0- 0	0- 0	0- 0	AWAY	0- 0	0- 0	0- 0				
0- 0	0- 0	0- 0	NEUTRAL	0- 0	0- 0	0- 0				

RPI 1-25				RPI 26-50				RPI 51-100				RPI 101+ Team's RPI: 102			
RPI	S	Opponent	Score	RPI	S	Opponent	Score	RPI	S	Opponent	Score	RPI	S	Opponent	Score
5	A	Louisville	63 76	41	A	Western Ky.	58 93	61	H	Green Bay	105 111	155	H	Dayton	81 80
								94	H	Marist	77 54	187	H	Northeastern	79 63
												245	H	Iona	70 50
LAST 12 Division I GAMES:															
245	H	Iona	70 50	41	A	Western Ky.	58 93	5	A	Louisville	63 76	61	H	Green Bay	105 111
94	H	Marist	77 54												
187	H	Northeastern	79 63												
155	H	Dayton	81 80												

Non-Div I Games:

Central Mich.

Average RPI Win:	0	WON-LOST	WINNING	LAST 10	STRENGTH OF	OPP. STRENGTH	TEAM	ADJ.	CONF.	ADJ CONF.
Average RPI Loss:	179	RECORD	PCT. RANK	GAMES	SCHEDULE	OF SCHEDULE	RPI	RPI	RPI	RPI
DIV. I ONLY	0- 6	334	0- 0	95	331	312	312	30	30	
DIV. I NON-CONF.	0- 6	334	0- 0	95	331	311	311	30	30	
TOTALS	RPI 1-25	RPI 26-50	W-L RECORDS	RPI 51-100	RPI 101-150	RPI 150+				
0- 6	0- 1	0- 0	OVERALL	0- 1	0- 1	0- 3				
0- 3	0- 0	0- 0	HOME	0- 0	0- 1	0- 2				
0- 3	0- 1	0- 0	AWAY	0- 1	0- 0	0- 1				
0- 0	0- 0	0- 0	NEUTRAL	0- 0	0- 0	0- 0				
0- 6	0- 1	0- 0	NON-CONFERENCE	0- 1	0- 1	0- 3				
0- 3	0- 0	0- 0	HOME	0- 0	0- 1	0- 2				
0- 3	0- 1	0- 0	AWAY	0- 1	0- 0	0- 1				
0- 0	0- 0	0- 0	NEUTRAL	0- 0	0- 0	0- 0				
0- 0	0- 0	0- 0	CONFERENCE	0- 0	0- 0	0- 0				
0- 0	0- 0	0- 0	HOME	0- 0	0- 0	0- 0				
0- 0	0- 0	0- 0	AWAY	0- 0	0- 0	0- 0				
0- 0	0- 0	0- 0	NEUTRAL	0- 0	0- 0	0- 0				

RPI 1-25			RPI 26-50			RPI 51-100			RPI 101+			Team's RPI: 312
RPI	S	Opponent	Score	RPI	S	Opponent	Score	RPI	S	Opponent	Score	
21	A	Florida St.	36 88					71	A	North Carolina	54 85	
								120	H	North Dakota	57 73	
								208	H	Bethune-Cookman	41 81	
								309	A	Western Caro.	64 69	
								346	H	South Carolina St.	75 81	
LAST 12 Division I GAMES:												
71	A	North Carolina	54 85	309	A	Western Caro.	64 69					
346	H	South Carolina St.	75 81	120	H	North Dakota	57 73					
21	A	Florida St.	36 88	208	H	Bethune-Cookman	41 81					

Non-Div I Games: Virginia-Lynchburg 92 55

Charleston So.

Average RPI Win:	164	WON-LOST	WINNING	LAST 10	STRENGTH OF	OPP. STRENGTH	TEAM	ADJ.	CONF.	ADJ CONF.
Average RPI Loss:	82	RECORD	PCT. RANK	GAMES	SCHEDULE	OF SCHEDULE	RPI	RPI	RPI	RPI
DIV. I ONLY	6- 2	60	0- 1	73	125	39	39	13	13	
DIV. I NON-CONF.	6- 2	61	0- 1	71	125	39	39	13	13	
TOTALS	RPI 1-25	RPI 26-50	W-L RECORDS	RPI 51-100	RPI 101-150	RPI 150+				
6- 2	0- 0	1- 1	OVERALL	1- 0	0- 1	4- 0				
2- 1	0- 0	1- 0	HOME	0- 0	0- 1	1- 0				
2- 1	0- 0	0- 1	AWAY	0- 0	0- 0	2- 0				
2- 0	0- 0	0- 0	NEUTRAL	1- 0	0- 0	1- 0				
6- 2	0- 0	1- 1	NON-CONFERENCE	1- 0	0- 1	4- 0				
2- 1	0- 0	1- 0	HOME	0- 0	0- 1	1- 0				
2- 1	0- 0	0- 1	AWAY	0- 0	0- 0	2- 0				
2- 0	0- 0	0- 0	NEUTRAL	1- 0	0- 0	1- 0				
0- 0	0- 0	0- 0	CONFERENCE	0- 0	0- 0	0- 0				
0- 0	0- 0	0- 0	HOME	0- 0	0- 0	0- 0				
0- 0	0- 0	0- 0	AWAY	0- 0	0- 0	0- 0				
0- 0	0- 0	0- 0	NEUTRAL	0- 0	0- 0	0- 0				

RPI 1-25				RPI 26-50				Team's RPI: 39		RPI 51-100				RPI 101+			
RPI	S	Opponent	Score	RPI	S	Opponent	Score	RPI	S	Opponent	Score	RPI	S	Opponent	Score		
30	A	Kentucky	39 86	47	H	Richmond	78 59	90	N	Boston College	84 68	133	H	Fordham	51 76		
												175	H	Gardner-Webb	74 49		
												180	N	Tulane	60 56		
												202	A	Wake Forest	77 65		
												291	A	East Carolina	59 47		
LAST 12 Division I GAMES:																	
30	A	Kentucky	39 86	133	H	Fordham	51 76										
180	N	Tulane	60 56	291	A	East Carolina	59 47										
90	N	Boston College	84 68	202	A	Wake Forest	77 65										
				47	H	Richmond	78 59										
				175	H	Gardner-Webb	74 49										

Non-Div I Games:

Charlotte

■ Loss,
 ■ Non-Conf, S Site,
 ■ Home
 ■ Away
 N Neutral

Chattanooga

Through Games Of 12/10/19

Average RPI Win:	201	WON-LOST	WINNING	LAST 10	STRENGTH OF	OPP. STRENGTH	TEAM	ADJ.	CONF.	ADJ CONF.
Average RPI Loss:	134	RECORD	PCT. RANK	GAMES	SCHEDULE	OF SCHEDULE	RPI	RPI	RPI	RPI
DIV. I ONLY	1- 9	331	0- 1	206	74	294	294	25	25	
DIV. I NON-CONF.	1- 9	331	0- 1	205	73	294	294	25	25	
TOTALS	RPI 1-25	RPI 26-50	W-L RECORDS	RPI 51-100	RPI 101-150	RPI 150+				
1- 9	0- 2	0- 0	OVERALL	0- 0	0- 2	1- 5				
0- 4	0- 1	0- 0	HOME	0- 0	0- 1	0- 2				
1- 5	0- 1	0- 0	AWAY	0- 0	0- 1	1- 3				
0- 0	0- 0	0- 0	NEUTRAL	0- 0	0- 0	0- 0				
1- 9	0- 2	0- 0	NON-CONFERENCE	0- 0	0- 2	1- 5				
0- 4	0- 1	0- 0	HOME	0- 0	0- 1	0- 2				
1- 5	0- 1	0- 0	AWAY	0- 0	0- 1	1- 3				
0- 0	0- 0	0- 0	NEUTRAL	0- 0	0- 0	0- 0				
0- 0	0- 0	0- 0	CONFERENCE	0- 0	0- 0	0- 0				
0- 0	0- 0	0- 0	HOME	0- 0	0- 0	0- 0				
0- 0	0- 0	0- 0	AWAY	0- 0	0- 0	0- 0				
0- 0	0- 0	0- 0	NEUTRAL	0- 0	0- 0	0- 0				

RPI 1-25				RPI 26-50				RPI 51-100				RPI 101+ Team's RPI: 294			
RPI	S	Opponent	Score	RPI	S	Opponent	Score	RPI	S	Opponent	Score	RPI	S	Opponent	Score
5	A	Louisville	37 86									132	H	Austin Peay	49 50
25	H	Purdue	34 66									145	A	UT Martin	51 78
												152	A	Cincinnati	53 72
												173	A	Belmont	50 63
												183	H	Hampton	55 84
												191	H	Northern Colo.	42 59
												196	A	Eastern Ky.	65 71
												201	A	Liberty	71 54
LAST 12 Division I GAMES:															
196	A	Eastern Ky.	65 71	145	A	UT Martin	51 78								
191	H	Northern Colo.	42 59	201	A	Liberty	71 54								
132	H	Austin Peay	49 50	183	H	Hampton	55 84								
5	A	Louisville	37 86	173	A	Belmont	50 63								
152	A	Cincinnati	53 72												
25	H	Purdue	34 66												

Non-Div I Games:

Chattanooga

■ Loss,
 ■ Non-Conf, S Site,
 ■ Home
 ■ Away
 N Neutral

Average RPI Win:	0	WON-LOST	WINNING	LAST 10	STRENGTH OF	OPP. STRENGTH	TEAM	ADJ.	CONF.	ADJ CONF.
Average RPI Loss:	172	RECORD	PCT. RANK	GAMES	SCHEDULE	OF SCHEDULE	RPI	RPI	RPI	RPI
DIV. I ONLY	0- 10	334	0- 1	142	289	324	324	32	32	
DIV. I NON-CONF.	0- 10	334	0- 1	143	290	324	324	32	32	
TOTALS	RPI 1-25	RPI 26-50	W-L RECORDS	RPI 51-100	RPI 101-150	RPI 150+				
0- 10	0- 0	0- 1	OVERALL	0- 3	0- 1	0- 5				
0- 6	0- 0	0- 1	HOME	0- 2	0- 0	0- 3				
0- 3	0- 0	0- 0	AWAY	0- 1	0- 1	0- 1				
0- 1	0- 0	0- 0	NEUTRAL	0- 0	0- 0	0- 1				
0- 10	0- 0	0- 1	NON-CONFERENCE	0- 3	0- 1	0- 5				
0- 6	0- 0	0- 1	HOME	0- 2	0- 0	0- 3				
0- 3	0- 0	0- 0	AWAY	0- 1	0- 1	0- 1				
0- 1	0- 0	0- 0	NEUTRAL	0- 0	0- 0	0- 1				
0- 0	0- 0	0- 0	CONFERENCE	0- 0	0- 0	0- 0				
0- 0	0- 0	0- 0	HOME	0- 0	0- 0	0- 0				
0- 0	0- 0	0- 0	AWAY	0- 0	0- 0	0- 0				
0- 0	0- 0	0- 0	NEUTRAL	0- 0	0- 0	0- 0				

RPI 1-25				RPI 26-50				RPI 51-100				RPI 101+				Team's RPI: 324	
RPI	S	Opponent	Score	RPI	S	Opponent	Score	RPI	S	Opponent	Score	RPI	S	Opponent	Score		
				42	H	Arizona	50 82	61	H	Green Bay	46 102	135	A	Illinois	66 96		
								68	H	Loyola Chicago	53 98	206	H	Western Ill.	78 88		
								82	A	UT Arlington	53 84	207	H	Oakland	70 98		
												266	N	UC Santa Barbara	65 96		
												326	H	UIC	61 73		
												327	A	Nevada	60 80		
LAST 12 Division I GAMES:																	
				326	H	UIC	61 73	61	H	Green Bay	46 102						
				327	A	Nevada	60 80	266	N	UC Santa Barbara	65 96						
				68	H	Loyola Chicago	53 98	206	H	Western Ill.	78 88						
				207	H	Oakland	70 98	135	A	Illinois	66 96						
				42	H	Arizona	50 82										
				82	A	UT Arlington	53 84										

Non-Div I Games:

Chicago St.

CHRONOLOGICAL				THROUGH GAMES OF 11-10-19						
Average RPI Win:	204	WON-LOST	WINNING	LAST 10	STRENGTH OF	OPP. STRENGTH	TEAM	ADJ.	CONF.	ADJ CONF.
Average RPI Loss:	51	RECORD	PCT. RANK	GAMES	SCHEDULE	OF SCHEDULE	RPI	RPI	RPI	RPI
DIV. I ONLY	5- 4	144	1- 0	112	113	152	152	9	9	
DIV. I NON-CONF.	5- 4	144	1- 0	112	113	151	151	9	9	

TOTALS	RPI 1-25		RPI 26-50		W-L RECORDS		RPI 51-100		RPI 101-150	RPI 150+
5- 4	0- 2		0- 1		OVERALL		0- 0		1- 1	4- 0
4- 2	0- 1		0- 1		HOME		0- 0		1- 0	3- 0
1- 0	0- 0		0- 0		AWAY		0- 0		0- 0	1- 0
0- 2	0- 1		0- 0		NEUTRAL		0- 0		0- 1	0- 0
5- 4	0- 2		0- 1		NON-CONFERENCE		0- 0		1- 1	4- 0
4- 2	0- 1		0- 1		HOME		0- 0		1- 0	3- 0
1- 0	0- 0		0- 0		AWAY		0- 0		0- 0	1- 0
0- 2	0- 1		0- 0		NEUTRAL		0- 0		0- 1	0- 0
0- 0	0- 0		0- 0		CONFERENCE		0- 0		0- 0	0- 0
0- 0	0- 0		0- 0		HOME		0- 0		0- 0	0- 0
0- 0	0- 0		0- 0		AWAY		0- 0		0- 0	0- 0
0- 0	0- 0		0- 0		NEUTRAL		0- 0		0- 0	0- 0

RPI 1-25				RPI 26-50				RPI 51-100				RPI 101+				Team's RPI: 152	
RPI	S	Opponent	Score	RPI	S	Opponent	Score	RPI	S	Opponent	Score	RPI	S	Opponent	Score		
12	H	Ohio St.	73 78	38	H	Saint Louis	50 60					130	H	Ball St.	63 56		
24	N	Iowa	61 69									131	N	Bucknell	48 56		
												154	H	Miami (OH)	98 68		
												193	H	Utah	68 62		
												247	A	VCU	58 56		
												294	H	Chattanooga	72 53		
LAST 12 Division I GAMES:																	
				130	H	Ball St.	63 56	154	H	Miami (OH)	98 68						
				12	H	Ohio St.	73 78	247	A	VCU	58 56						
				38	H	Saint Louis	50 60	131	N	Bucknell	48 56						
				193	H	Utah	68 62	24	N	Iowa	61 69						
								294	H	Chattanooga	72 53						

Non-Div I Games:

Cincinnati

■ Loss, ■ Non-Conf, S Site, H Home A Away N Neutral

Average RPI Win:	244	WON-LOST	WINNING	LAST 10	STRENGTH OF	OPP. STRENGTH	TEAM	ADJ.	CONF.	ADJ CONF.
Average RPI Loss:	95	RECORD	PCT. RANK	GAMES	SCHEDULE	OF SCHEDULE	RPI	RPI	RPI	RPI
DIV. I ONLY	3- 7	246	0- 1	39	211	188	188	3	3	
DIV. I NON-CONF.	3- 6	230	0- 0	78	215	210	210	3	3	
TOTALS	RPI 1-25	RPI 26-50	W-L RECORDS	RPI 51-100	RPI 101-150	RPI 150+				
3- 7	0- 3	0- 1	OVERALL	1- 0	0- 1	2- 2				
2- 4	0- 2	0- 0	HOME	1- 0	0- 1	1- 1				
0- 2	0- 1	0- 0	AWAY	0- 0	0- 0	0- 1				
1- 1	0- 0	0- 1	NEUTRAL	0- 0	0- 0	1- 0				
3- 6	0- 2	0- 1	NON-CONFERENCE	1- 0	0- 1	2- 2				
2- 3	0- 1	0- 0	HOME	1- 0	0- 1	1- 1				
0- 2	0- 1	0- 0	AWAY	0- 0	0- 0	0- 1				
1- 1	0- 0	0- 1	NEUTRAL	0- 0	0- 0	1- 0				
0- 1	0- 1	0- 0	CONFERENCE	0- 0	0- 0	0- 0				
0- 1	0- 1	0- 0	HOME	0- 0	0- 0	0- 0				
0- 0	0- 0	0- 0	AWAY	0- 0	0- 0	0- 0				
0- 0	0- 0	0- 0	NEUTRAL	0- 0	0- 0	0- 0				

RPI 1-25				RPI 26-50				RPI 51-100				RPI 101+ Team's RPI: 188			
RPI	S	Opponent	Score	RPI	S	Opponent	Score	RPI	S	Opponent	Score	RPI	S	Opponent	Score
15	H	South Carolina	48 84	44	N	Maryland	44 63	97	H	Furman	77 71	117	H	Alabama	54 67
21	H	Florida St.	64 81									179	H	Navy	52 65
24	A	Iowa	60 74									267	A	Penn St.	55 68
												316	H	Alabama St.	76 43
												318	N	Alcorn	77 46
LAST 12 Division I GAMES:															
21	H	Florida St.	64 81	318	N	Alcorn	77 46								
24	A	Iowa	60 74	44	N	Maryland	44 63								
179	H	Navy	52 65	15	H	South Carolina	48 84								
97	H	Furman	77 71	267	A	Penn St.	55 68								
				316	H	Alabama St.	76 43								
				117	H	Alabama	54 67								

Non-Div I Games:

Clemson

Average RPI Win: 270		WON-LOST	WINNING	LAST 10	STRENGTH OF	OPP. STRENGTH	TEAM	ADJ.	CONF.	ADJ CONF.
Average RPI Loss: 112		RECORD	PCT. RANK	GAMES	SCHEDULE	OF SCHEDULE	RPI	RPI	RPI	RPI
DIV. I ONLY		7- 1	30	1- 0	340	115	151	151	15	15
DIV. I NON-CONF.		7- 1	30	1- 0	340	116	150	150	15	15
TOTALS	RPI 1-25	RPI 26-50		W-L RECORDS		RPI 51-100	RPI 101-150	RPI 150+		
7- 1	0- 0	0- 0		OVERALL		0- 0	0- 1	7- 0		
1- 0	0- 0	0- 0		HOME		0- 0	0- 0	1- 0		
6- 1	0- 0	0- 0		AWAY		0- 0	0- 1	6- 0		
0- 0	0- 0	0- 0		NEUTRAL		0- 0	0- 0	0- 0		
7- 1	0- 0	0- 0		NON-CONFERENCE		0- 0	0- 1	7- 0		
1- 0	0- 0	0- 0		HOME		0- 0	0- 0	1- 0		
6- 1	0- 0	0- 0		AWAY		0- 0	0- 1	6- 0		
0- 0	0- 0	0- 0		NEUTRAL		0- 0	0- 0	0- 0		
0- 0	0- 0	0- 0		CONFERENCE		0- 0	0- 0	0- 0		
0- 0	0- 0	0- 0		HOME		0- 0	0- 0	0- 0		
0- 0	0- 0	0- 0		AWAY		0- 0	0- 0	0- 0		
0- 0	0- 0	0- 0		NEUTRAL		0- 0	0- 0	0- 0		

RPI 1-25				RPI 26-50				RPI 51-100				RPI 101+				Team's RPI: 151	
RPI	S	Opponent	Score	RPI	S	Opponent	Score	RPI	S	Opponent	Score	RPI	S	Opponent	Score		
												112	A	Bowling Green	62	89	
												165	H	Akron	66	62	
												178	A	Delaware St.	57	49	
												280	A	ETSU	62	54	
												289	A	St. Bonaventure	65	62	
												309	A	Western Caro.	68	61	
												332	A	Hofstra	61	51	
												334	A	LIU Brooklyn	79	49	
LAST 12 Division I GAMES:																	
				280	A	ETSU	62 54	289	A	St. Bonaventure	65 62						
				309	A	Western Caro.	68 61	332	A	Hofstra	61 51						
				178	A	Delaware St.	57 49	334	A	LIU Brooklyn	79 49						
				165	H	Akron	66 62	112	A	Bowling Green	62 89						

Non-Div I Games:	Davis & Elkins	110	41
------------------	----------------	-----	----

Cleveland St.

■ Loss, ■ Non-Conf, S Site, H Home A Away N Neutral

Coastal Caro.

Through Games Of 12/10/19

Average RPI Win:	248	WON-LOST	WINNING	LAST 10	STRENGTH OF	OPP. STRENGTH	TEAM	ADJ.	CONF.	ADJ CONF.
Average RPI Loss:	47	RECORD	PCT. RANK	GAMES	SCHEDULE	OF SCHEDULE	RPI	RPI	RPI	RPI
DIV. I ONLY	6- 1	43	1- 0	312	112	141	141	22	22	
DIV. I NON-CONF.	6- 1	43	1- 0	312	112	140	140	22	22	
TOTALS	RPI 1-25	RPI 26-50	W-L RECORDS	RPI 51-100	RPI 101-150	RPI 150+				
6- 1	0- 0	0- 1	OVERALL	0- 0	1- 0	5- 0				
3- 1	0- 0	0- 1	HOME	0- 0	1- 0	2- 0				
3- 0	0- 0	0- 0	AWAY	0- 0	0- 0	3- 0				
0- 0	0- 0	0- 0	NEUTRAL	0- 0	0- 0	0- 0				
6- 1	0- 0	0- 1	NON-CONFERENCE	0- 0	1- 0	5- 0				
3- 1	0- 0	0- 1	HOME	0- 0	1- 0	2- 0				
3- 0	0- 0	0- 0	AWAY	0- 0	0- 0	3- 0				
0- 0	0- 0	0- 0	NEUTRAL	0- 0	0- 0	0- 0				
0- 0	0- 0	0- 0	CONFERENCE	0- 0	0- 0	0- 0				
0- 0	0- 0	0- 0	HOME	0- 0	0- 0	0- 0				
0- 0	0- 0	0- 0	AWAY	0- 0	0- 0	0- 0				
0- 0	0- 0	0- 0	NEUTRAL	0- 0	0- 0	0- 0				

RPI 1-25			RPI 26-50			RPI 51-100			RPI 101+			Team's RPI: 141
RPI	S	Opponent	Score	RPI	S	Opponent	Score	RPI	S	Opponent	Score	
				47	H	Richmond	67 79					
										114	H	UNC Greensboro 63 54
										170	H	George Mason 74 59
										274	A	UNCW 62 43
										299	H	Ark.-Pine Bluff 76 69
										309	A	Western Caro. 66 43
										323	A	Wofford 78 73
LAST 12 Division I GAMES:												
				47	H	Richmond	67 79	274	A	UNCW	62 43	
				309	A	Western Caro.	66 43	170	H	George Mason	74 59	
				323	A	Wofford	78 73					
				114	H	UNC Greensboro	63 54					
				299	H	Ark.-Pine Bluff	76 69					

Non-Div I Games: UNC Pembroke 86 44

Coastal Caro.

■ Loss,
 ■ Non-Conf,
 ■ S Site,
 ■ H Home
 ■ A Away
 N Neutral

Average RPI Win: 330		WON-LOST	WINNING	LAST 10	STRENGTH OF	OPP. STRENGTH	TEAM	ADJ.	CONF.	ADJ CONF.
Average RPI Loss: 214		RECORD	PCT. RANK	GAMES	SCHEDULE	OF SCHEDULE	RPI	RPI	RPI	RPI
DIV. I ONLY		4- 3	129	1- 0	348	308	302	302	19	19
DIV. I NON-CONF.		4- 3	131	1- 0	348	309	302	302	19	19
TOTALS		RPI 1-25	RPI 26-50	W-L RECORDS	RPI 51-100	RPI 101-150	RPI 150+			
4- 3	0- 0		0- 0	OVERALL	0- 0	0- 0	4- 3			
1- 1	0- 0		0- 0	HOME	0- 0	0- 0	1- 1			
3- 2	0- 0		0- 0	AWAY	0- 0	0- 0	3- 2			
0- 0	0- 0		0- 0	NEUTRAL	0- 0	0- 0	0- 0			
4- 3	0- 0		0- 0	NON-CONFERENCE	0- 0	0- 0	4- 3			
1- 1	0- 0		0- 0	HOME	0- 0	0- 0	1- 1			
3- 2	0- 0		0- 0	AWAY	0- 0	0- 0	3- 2			
0- 0	0- 0		0- 0	NEUTRAL	0- 0	0- 0	0- 0			
0- 0	0- 0		0- 0	CONFERENCE	0- 0	0- 0	0- 0			
0- 0	0- 0		0- 0	HOME	0- 0	0- 0	0- 0			
0- 0	0- 0		0- 0	AWAY	0- 0	0- 0	0- 0			
0- 0	0- 0		0- 0	NEUTRAL	0- 0	0- 0	0- 0			

RPI 1-25				RPI 26-50				RPI 51-100				RPI 101+				Team's RPI: 302	
RPI	S	Opponent	Score	RPI	S	Opponent	Score	RPI	S	Opponent	Score	RPI	S	Opponent	Score		
												170	H	George Mason	61	72	
												202	A	Wake Forest	50	106	
												270	A	Presbyterian	54	58	
												301	A	High Point	79	70	
												331	H	N.C. Central	85	78	
												343	A	Winthrop	84	73	
												346	A	South Carolina St.	76	55	
LAST 12 Division I GAMES:																	
				343	A	Winthrop	84	73				270	A	Presbyterian	54	58	
												346	A	South Carolina St.	76	55	
												331	H	N.C. Central	85	78	
												301	A	High Point	79	70	
												202	A	Wake Forest	50	106	
												170	H	George Mason	61	72	

Non-Div I Games: Coker

82 57

Col. of Charleston

■ Loss, ■ Non-Conf, S Site, H Home A Away N Neutral

through games of 11/10/19

Average RPI Win:	210	WON-LOST	WINNING	LAST 10	STRENGTH OF	OPP. STRENGTH	TEAM	ADJ.	CONF.	ADJ CONF.
Average RPI Loss:	55	RECORD	PCT. RANK	GAMES	SCHEDULE	OF SCHEDULE	RPI	RPI	RPI	RPI
DIV. I ONLY	7- 3	78	0- 1	189	54	70	70	14	14	
DIV. I NON-CONF.	7- 3	79	0- 1	187	54	70	70	14	14	
TOTALS	RPI 1-25	RPI 26-50	W-L RECORDS	RPI 51-100	RPI 101-150	RPI 150+				
7- 3	0- 1	0- 1	OVERALL	1- 0	1- 1	5- 0				
4- 0	0- 0	0- 0	HOME	1- 0	0- 0	3- 0				
3- 3	0- 1	0- 1	AWAY	0- 0	1- 1	2- 0				
0- 0	0- 0	0- 0	NEUTRAL	0- 0	0- 0	0- 0				
7- 3	0- 1	0- 1	NON-CONFERENCE	1- 0	1- 1	5- 0				
4- 0	0- 0	0- 0	HOME	1- 0	0- 0	3- 0				
3- 3	0- 1	0- 1	AWAY	0- 0	1- 1	2- 0				
0- 0	0- 0	0- 0	NEUTRAL	0- 0	0- 0	0- 0				
0- 0	0- 0	0- 0	CONFERENCE	0- 0	0- 0	0- 0				
0- 0	0- 0	0- 0	HOME	0- 0	0- 0	0- 0				
0- 0	0- 0	0- 0	AWAY	0- 0	0- 0	0- 0				
0- 0	0- 0	0- 0	NEUTRAL	0- 0	0- 0	0- 0				

RPI 1-25				RPI 26-50				RPI 51-100				Team's RPI: 70	RPI 101+			
RPI	S	Opponent	Score	RPI	S	Opponent	Score	RPI	S	Opponent	Score		RPI	S	Opponent	Score
9	A	Northwestern	44 73	38	A	Saint Louis	51 61	59	H	Yale	70 67		117	A	Alabama	52 72
													127	A	Cornell	62 58
													195	H	Siena	88 51
													232	H	UMass Lowell	73 51
													236	H	Niagara	85 72
													296	A	NJIT	79 52
													328	A	Canisius	90 69
LAST 12 Division I GAMES:																
				117	A	Alabama	52 72	59	H	Yale	70 67					
				195	H	Siena	88 51	127	A	Cornell	62 58					
				236	H	Niagara	85 72	232	H	UMass Lowell	73 51					
				9	A	Northwestern	44 73	296	A	NJIT	79 52					
				38	A	Saint Louis	51 61									
				328	A	Canisius	90 69									

Non-Div I Games:

Colgate

Colorado

Through Games Of 12/10/19

Average RPI Win:	188	WON-LOST	WINNING	LAST 10	STRENGTH OF	OPP. STRENGTH	TEAM	ADJ.	CONF.	ADJ CONF.
Average RPI Loss:	0	RECORD	PCT. RANK	GAMES	SCHEDULE	OF SCHEDULE	RPI	RPI	RPI	RPI
DIV. I ONLY	8- 0	1	1- 0	269	64	46	46	1	1	
DIV. I NON-CONF.	8- 0	1	1- 0	269	64	46	46	1	1	
TOTALS	RPI 1-25	RPI 26-50	W-L RECORDS	RPI 51-100	RPI 101-150	RPI 150+				
8- 0	0- 0	0- 0	OVERALL	2- 0	1- 0	5- 0				
5- 0	0- 0	0- 0	HOME	2- 0	0- 0	3- 0				
3- 0	0- 0	0- 0	AWAY	0- 0	1- 0	2- 0				
0- 0	0- 0	0- 0	NEUTRAL	0- 0	0- 0	0- 0				
8- 0	0- 0	0- 0	NON-CONFERENCE	2- 0	1- 0	5- 0				
5- 0	0- 0	0- 0	HOME	2- 0	0- 0	3- 0				
3- 0	0- 0	0- 0	AWAY	0- 0	1- 0	2- 0				
0- 0	0- 0	0- 0	NEUTRAL	0- 0	0- 0	0- 0				
0- 0	0- 0	0- 0	CONFERENCE	0- 0	0- 0	0- 0				
0- 0	0- 0	0- 0	HOME	0- 0	0- 0	0- 0				
0- 0	0- 0	0- 0	AWAY	0- 0	0- 0	0- 0				
0- 0	0- 0	0- 0	NEUTRAL	0- 0	0- 0	0- 0				

RPI 1-25				RPI 26-50				Team's RPI: 46				RPI 51-100				RPI 101+			
RPI	S	Opponent	Score	RPI	S	Opponent	Score	RPI	S	Opponent	Score	RPI	S	Opponent	Score	RPI	S	Opponent	Score
												103	A	Wyoming	66	56			
												217	H	Indiana St.	59	46			
												218	H	Jacksonville	66	44			
												255	A	Xavier	62	53			
												292	A	Colorado St.	79	75			
												296	H	NJIT	80	57			
LAST 12 Division I GAMES:																			
				217	H	Indiana St.	59	46				255	A	Xavier	62	53			
				218	H	Jacksonville	66	44				67	H	Texas Southern	74	50			
				292	A	Colorado St.	79	75											
				103	A	Wyoming	66	56											
				55	H	Wisconsin	74	57											
				296	H	NJIT	80	57											

Non-Div I Games:

Colorado

Average RPI Win:	266	WON-LOST	WINNING	LAST 10	STRENGTH OF	OPP. STRENGTH	TEAM	ADJ.	CONF.	ADJ CONF.
Average RPI Loss:	138	RECORD	PCT. RANK	GAMES	SCHEDULE	OF SCHEDULE	RPI	RPI	RPI	RPI
DIV. I ONLY	3- 5	222	0- 1	287	214	292	292	20	20	
DIV. I NON-CONF.	3- 3	161	0- 0	271	260	254	254	21	21	
TOTALS	RPI 1-25	RPI 26-50	W-L RECORDS	RPI 51-100	RPI 101-150	RPI 150+				
3- 5	0- 0	0- 1	OVERALL	0- 1	0- 1	3- 2				
2- 3	0- 0	0- 1	HOME	0- 1	0- 0	2- 1				
1- 2	0- 0	0- 0	AWAY	0- 0	0- 1	1- 1				
0- 0	0- 0	0- 0	NEUTRAL	0- 0	0- 0	0- 0				
3- 3	0- 0	0- 1	NON-CONFERENCE	0- 0	0- 1	3- 1				
2- 2	0- 0	0- 1	HOME	0- 0	0- 0	2- 1				
1- 1	0- 0	0- 0	AWAY	0- 0	0- 1	1- 0				
0- 0	0- 0	0- 0	NEUTRAL	0- 0	0- 0	0- 0				
0- 2	0- 0	0- 0	CONFERENCE	0- 1	0- 0	0- 1				
0- 1	0- 0	0- 0	HOME	0- 1	0- 0	0- 0				
0- 1	0- 0	0- 0	AWAY	0- 0	0- 0	0- 1				
0- 0	0- 0	0- 0	NEUTRAL	0- 0	0- 0	0- 0				

RPI 1-25			RPI 26-50			RPI 51-100			RPI 101+			Team's RPI: 292
RPI	S	Opponent	Score	RPI	S	Opponent	Score	RPI	S	Opponent	Score	
				46	H	Colorado	75 79	65	H	Boise St.	69 72	
								116	A	Idaho	54 61	
								160	H	Northern Ill.	75 80	
								191	A	Northern Colo.	75 58	
								258	H	UC Riverside	52 40	
								304	A	San Diego St.	49 59	
								349	H	Incarinate Word	75 47	
LAST 12 Division I GAMES:												
				116	A	Idaho	54 61	65	H	Boise St.	69 72	
				191	A	Northern Colo.	75 58	304	A	San Diego St.	49 59	
								258	H	UC Riverside	52 40	
								349	H	Incarinate Word	75 47	
								46	H	Colorado	75 79	
								160	H	Northern Ill.	75 80	

Non-Div I Games: Western St. 56 47 Chadron St. 102 51

Colorado St.

Average RPI Win:	172	WON-LOST	WINNING	LAST 10	STRENGTH OF	OPP. STRENGTH	TEAM	ADJ.	CONF.	ADJ CONF.
Average RPI Loss:	188	RECORD	PCT. RANK	GAMES	SCHEDULE	OF SCHEDULE	RPI	RPI	RPI	RPI
DIV. I ONLY	6- 3	84	1- 0	246	162	149	149	8	8	
DIV. I NON-CONF.	6- 3	82	1- 0	245	160	148	148	8	8	
TOTALS	RPI 1-25	RPI 26-50	W-L RECORDS	RPI 51-100	RPI 101-150	RPI 150+				
6- 3	0- 0	0- 0	OVERALL	1- 1	1- 0	4- 2				
4- 1	0- 0	0- 0	HOME	1- 0	1- 0	2- 1				
2- 2	0- 0	0- 0	AWAY	0- 1	0- 0	2- 1				
0- 0	0- 0	0- 0	NEUTRAL	0- 0	0- 0	0- 0				
6- 3	0- 0	0- 0	NON-CONFERENCE	1- 1	1- 0	4- 2				
4- 1	0- 0	0- 0	HOME	1- 0	1- 0	2- 1				
2- 2	0- 0	0- 0	AWAY	0- 1	0- 0	2- 1				
0- 0	0- 0	0- 0	NEUTRAL	0- 0	0- 0	0- 0				
0- 0	0- 0	0- 0	CONFERENCE	0- 0	0- 0	0- 0				
0- 0	0- 0	0- 0	HOME	0- 0	0- 0	0- 0				
0- 0	0- 0	0- 0	AWAY	0- 0	0- 0	0- 0				
0- 0	0- 0	0- 0	NEUTRAL	0- 0	0- 0	0- 0				

RPI 1-25			RPI 26-50			RPI 51-100			RPI 101+			Team's RPI: 149
RPI	S	Opponent	Score	RPI	S	Opponent	Score	RPI	S	Opponent	Score	
						89	A Buffalo	75	82	133	H Fordham	70 51
						99	H Davidson	63	60	159	A Robert Morris	61 59
										172	H Milwaukee	74 46
										186	H Saint Joseph's	57 71
										224	H Georgetown	54 49
										242	A Army West Point	71 62
										288	A Albany (NY)	78 82
LAST 12 Division I GAMES:												
						99	H Davidson	63	60	159	A Robert Morris	61 59
						224	H Georgetown	54	49	89	A Buffalo	75 82
						172	H Milwaukee	74	46	133	H Fordham	70 51
						242	A Army West Point	71	62	186	H Saint Joseph's	57 71
										288	A Albany (NY)	78 82

Non-Div I Games:

Columbia

Average RPI Win:	0	WON-LOST	WINNING	LAST 10	STRENGTH OF	OPP. STRENGTH	TEAM	ADJ.	CONF.	ADJ CONF.
Average RPI Loss:	148	RECORD	PCT. RANK	GAMES	SCHEDULE	OF SCHEDULE	RPI	RPI	RPI	RPI
DIV. I ONLY	0- 9	334	0- 1	117	255	308	308	31	31	
DIV. I NON-CONF.	0- 9	334	0- 1	117	254	307	307	31	31	
TOTALS	RPI 1-25	RPI 26-50	W-L RECORDS	RPI 51-100	RPI 101-150	RPI 150+				
0- 9	0- 2	0- 1	OVERALL	0- 2	0- 1	0- 3				
0- 1	0- 0	0- 0	HOME	0- 0	0- 0	0- 1				
0- 8	0- 2	0- 1	AWAY	0- 2	0- 1	0- 2				
0- 0	0- 0	0- 0	NEUTRAL	0- 0	0- 0	0- 0				
0- 9	0- 2	0- 1	NON-CONFERENCE	0- 2	0- 1	0- 3				
0- 1	0- 0	0- 0	HOME	0- 0	0- 0	0- 1				
0- 8	0- 2	0- 1	AWAY	0- 2	0- 1	0- 2				
0- 0	0- 0	0- 0	NEUTRAL	0- 0	0- 0	0- 0				
0- 0	0- 0	0- 0	CONFERENCE	0- 0	0- 0	0- 0				
0- 0	0- 0	0- 0	HOME	0- 0	0- 0	0- 0				
0- 0	0- 0	0- 0	AWAY	0- 0	0- 0	0- 0				
0- 0	0- 0	0- 0	NEUTRAL	0- 0	0- 0	0- 0				

RPI 1-25				RPI 26-50				RPI 51-100				RPI 101+ Team's RPI: 308			
RPI	S	Opponent	Score	RPI	S	Opponent	Score	RPI	S	Opponent	Score	RPI	S	Opponent	Score
14	A	South Dakota	44 82	48	A	South Dakota St.	41 94	60	A	West Virginia	47 82	139	A	La Salle	46 79
23	A	Rutgers	33 107					87	A	George Washington	35 54	311	H	Saint Peter's	57 82
												317	A	Marshall	47 60
												330	A	UMBC	48 71
LAST 12 Division I GAMES:															
				48	A	South Dakota St.	41 94	14	A	South Dakota	44 82				
				87	A	George Washington	35 54	330	A	UMBC	48 71				
				139	A	La Salle	46 79	23	A	Rutgers	33 107				
				60	A	West Virginia	47 82								
				317	A	Marshall	47 60								
				311	H	Saint Peter's	57 82								

Non-Div I Games:

Coppin St.

Average RPI Win:	246	WON-LOST	WINNING	LAST 10	STRENGTH OF	OPP. STRENGTH	TEAM	ADJ.	CONF.	ADJ CONF.
Average RPI Loss:	75	RECORD	PCT. RANK	GAMES	SCHEDULE	OF SCHEDULE	RPI	RPI	RPI	RPI
DIV. I ONLY	5- 4	144	0- 1	101	235	127	127	8	8	
DIV. I NON-CONF.	5- 4	144	0- 1	101	234	126	126	8	8	
TOTALS	RPI 1-25	RPI 26-50	W-L RECORDS	RPI 51-100	RPI 101-150	RPI 150+				
5- 4	0- 0	0- 1	OVERALL	0- 2	0- 1	5- 0				
2- 3	0- 0	0- 0	HOME	0- 2	0- 1	2- 0				
3- 1	0- 0	0- 1	AWAY	0- 0	0- 0	3- 0				
0- 0	0- 0	0- 0	NEUTRAL	0- 0	0- 0	0- 0				
5- 4	0- 0	0- 1	NON-CONFERENCE	0- 2	0- 1	5- 0				
2- 3	0- 0	0- 0	HOME	0- 2	0- 1	2- 0				
3- 1	0- 0	0- 1	AWAY	0- 0	0- 0	3- 0				
0- 0	0- 0	0- 0	NEUTRAL	0- 0	0- 0	0- 0				
0- 0	0- 0	0- 0	CONFERENCE	0- 0	0- 0	0- 0				
0- 0	0- 0	0- 0	HOME	0- 0	0- 0	0- 0				
0- 0	0- 0	0- 0	AWAY	0- 0	0- 0	0- 0				
0- 0	0- 0	0- 0	NEUTRAL	0- 0	0- 0	0- 0				

RPI	S	Opponent	Score	RPI	S	Opponent	Score	RPI	S	Opponent	Score	RPI	S	Opponent	Score	Team's RPI: 127
32	A	TCU	49 59	70	H	Colgate	58 62	113	H	Duquesne	62 72	178	A	Delaware St.	77 51	
				86	H	Binghamton	56 59	232	A	UMass Lowell	70 56	236	H	Niagara	82 59	
								288	A	Albany (NY)	71 51	296	H	NJIT	68 44	
LAST 12 Division I GAMES:																
236	H	Niagara	82 59	113	H	Duquesne	62 72	86	H	Binghamton	56 59	232	A	UMass Lowell	70 56	
296	H	NJIT	68 44	236	H	Niagara	82 59	288	A	Albany (NY)	71 51	296	H	NJIT	68 44	
70	H	Colgate	58 62	296	H	NJIT	68 44	70	H	Colgate	58 62	232	A	UMass Lowell	70 56	
32	A	TCU	49 59	32	A	TCU	49 59	178	A	Delaware St.	77 51	288	A	Albany (NY)	71 51	
288	A	Albany (NY)	71 51	288	A	Albany (NY)	71 51	236	H	Niagara	82 59	296	H	NJIT	68 44	

Non-Div I Games:

Cornell

Average RPI Win:	125	WON-LOST	WINNING	LAST 10	STRENGTH OF	OPP. STRENGTH	TEAM	ADJ.	CONF.	ADJ CONF.
Average RPI Loss:	16	RECORD	PCT. RANK	GAMES	SCHEDULE	OF SCHEDULE	RPI	RPI	RPI	RPI
DIV. I ONLY	7- 2	51	1- 0	15	52	8	8	6	6	
DIV. I NON-CONF.	7- 2	52	1- 0	15	52	8	8	6	6	
TOTALS	RPI 1-25	RPI 26-50	W-L RECORDS	RPI 51-100	RPI 101-150	RPI 150+				
7- 2	0- 2	1- 0	OVERALL	4- 0	0- 0	2- 0				
3- 0	0- 0	1- 0	HOME	1- 0	0- 0	1- 0				
2- 2	0- 2	0- 0	AWAY	1- 0	0- 0	1- 0				
2- 0	0- 0	0- 0	NEUTRAL	2- 0	0- 0	0- 0				
7- 2	0- 2	1- 0	NON-CONFERENCE	4- 0	0- 0	2- 0				
3- 0	0- 0	1- 0	HOME	1- 0	0- 0	1- 0				
2- 2	0- 2	0- 0	AWAY	1- 0	0- 0	1- 0				
2- 0	0- 0	0- 0	NEUTRAL	2- 0	0- 0	0- 0				
0- 0	0- 0	0- 0	CONFERENCE	0- 0	0- 0	0- 0				
0- 0	0- 0	0- 0	HOME	0- 0	0- 0	0- 0				
0- 0	0- 0	0- 0	AWAY	0- 0	0- 0	0- 0				
0- 0	0- 0	0- 0	NEUTRAL	0- 0	0- 0	0- 0				

RPI 1-25				Team's RPI: 8				RPI 26-50				RPI 51-100				RPI 101+			
RPI	S	Opponent	Score		RPI	S	Opponent	Score		RPI	S	Opponent	Score		RPI	S	Opponent	Score	
14	A	South Dakota	65	72	48	H	South Dakota St.	61	48	58	H	UNI	57	54	275	A	Omaha	67	54
18	A	Drake	53	63						60	N	West Virginia	82	75	279	H	North Dakota St.	70	59
										73	N	Temple	69	59					
										81	A	Nebraska	79	74					
LAST 12 Division I GAMES:																			
					58	H	UNI	57	54	14	A	South Dakota	65	72					
					48	H	South Dakota St.	61	48	73	N	Temple	69	59					
					275	A	Omaha	67	54	60	N	West Virginia	82	75					
										81	A	Nebraska	79	74					
										279	H	North Dakota St.	70	59					
										18	A	Drake	53	63					

Non-Div I Games:

Creighton

■ Loss,
 ■ Non-Conf, S Site,
 ■ Home
 ■ Away
 N Neutral

Average RPI Win:	212	WON-LOST	WINNING	LAST 10	STRENGTH OF	OPP. STRENGTH	TEAM	ADJ.	CONF.	ADJ CONF.
Average RPI Loss:	106	RECORD	PCT. RANK	GAMES	SCHEDULE	OF SCHEDULE	RPI	RPI	RPI	RPI
DIV. I ONLY	4- 3	129	1- 0	146	96	92	92	8	8	
DIV. I NON-CONF.	4- 3	131	1- 0	147	96	93	93	8	8	
TOTALS	RPI 1-25	RPI 26-50	W-L RECORDS	RPI 51-100	RPI 101-150	RPI 150+				
4- 3	0- 1	0- 0	OVERALL	0- 1	1- 0	3- 1				
3- 0	0- 0	0- 0	HOME	0- 0	1- 0	2- 0				
1- 3	0- 1	0- 0	AWAY	0- 1	0- 0	1- 1				
0- 0	0- 0	0- 0	NEUTRAL	0- 0	0- 0	0- 0				
4- 3	0- 1	0- 0	NON-CONFERENCE	0- 1	1- 0	3- 1				
3- 0	0- 0	0- 0	HOME	0- 0	1- 0	2- 0				
1- 3	0- 1	0- 0	AWAY	0- 1	0- 0	1- 1				
0- 0	0- 0	0- 0	NEUTRAL	0- 0	0- 0	0- 0				
0- 0	0- 0	0- 0	CONFERENCE	0- 0	0- 0	0- 0				
0- 0	0- 0	0- 0	HOME	0- 0	0- 0	0- 0				
0- 0	0- 0	0- 0	AWAY	0- 0	0- 0	0- 0				
0- 0	0- 0	0- 0	NEUTRAL	0- 0	0- 0	0- 0				

RPI 1-25				RPI 26-50				RPI 51-100				RPI 101+			
RPI	S	Opponent	Score	RPI	S	Opponent	Score	RPI	S	Opponent	Score	RPI	S	Opponent	Score
9	A	Northwestern	37 79					68	A	Loyola Chicago	40 61	146	H	Merrimack	57 52
												223	A	Fairfield	52 51
												229	H	Maine	57 41
												240	A	Manhattan	58 70
												250	H	Vermont	72 55
LAST 12 Division I GAMES:															
229	H	Maine	57 41	223	A	Fairfield	52 51								
9	A	Northwestern	37 79	146	H	Merrimack	57 52								
68	A	Loyola Chicago	40 61	250	H	Vermont	72 55								
240	A	Manhattan	58 70												

Non-Div I Games:

Dartmouth

Average RPI Win:	239	WON-LOST	WINNING	LAST 10	STRENGTH OF	OPP. STRENGTH	TEAM	ADJ.	CONF.	ADJ CONF.
Average RPI Loss:	74	RECORD	PCT. RANK	GAMES	SCHEDULE	OF SCHEDULE	RPI	RPI	RPI	RPI
DIV. I ONLY	6- 4	119	2- 0	226	68	99	99	10	10	
DIV. I NON-CONF.	6- 4	120	2- 0	225	68	100	100	10	10	
TOTALS	RPI 1-25	RPI 26-50	W-L RECORDS	RPI 51-100	RPI 101-150	RPI 150+				
6- 4	0- 1	0- 1	OVERALL	0- 1	1- 1	5- 0				
2- 0	0- 0	0- 0	HOME	0- 0	0- 0	2- 0				
3- 4	0- 1	0- 1	AWAY	0- 1	1- 1	2- 0				
1- 0	0- 0	0- 0	NEUTRAL	0- 0	0- 0	1- 0				
6- 4	0- 1	0- 1	NON-CONFERENCE	0- 1	1- 1	5- 0				
2- 0	0- 0	0- 0	HOME	0- 0	0- 0	2- 0				
3- 4	0- 1	0- 1	AWAY	0- 1	1- 1	2- 0				
1- 0	0- 0	0- 0	NEUTRAL	0- 0	0- 0	1- 0				
0- 0	0- 0	0- 0	CONFERENCE	0- 0	0- 0	0- 0				
0- 0	0- 0	0- 0	HOME	0- 0	0- 0	0- 0				
0- 0	0- 0	0- 0	AWAY	0- 0	0- 0	0- 0				
0- 0	0- 0	0- 0	NEUTRAL	0- 0	0- 0	0- 0				

RPI 1-25				RPI 26-50				RPI 51-100				Team's RPI: 99				RPI 101+			
RPI	S	Opponent	Score	RPI	S	Opponent	Score	RPI	S	Opponent	Score	RPI	S	Opponent	Score	RPI	S	Opponent	Score
22	A	Duke	52 82	49	A	Virginia Tech	68 88	74	A	Drexel	63 74	125	A	UMKC	74 64	149	A	Columbia	60 63
												194	N	UC Irvine	78 72	224	H	Georgetown	66 52
												280	A	ETSU	75 60	301	A	High Point	73 63
												309	H	Western Caro.	101 51				
LAST 12 Division I GAMES:																			
301	A	High Point	73 63	194	N	UC Irvine	78 72												
280	A	ETSU	75 60	125	A	UMKC	74 64												
22	A	Duke	52 82	149	A	Columbia	60 63												
49	A	Virginia Tech	68 88	224	H	Georgetown	66 52												
309	H	Western Caro.	101 51																
74	A	Drexel	63 74																

Non-Div I Games: Newberry 75 46

Davidson

Average RPI Win:	259	WON-LOST	WINNING	LAST 10	STRENGTH OF	OPP. STRENGTH	TEAM	ADJ.	CONF.	ADJ CONF.
Average RPI Loss:	48	RECORD	PCT. RANK	GAMES	SCHEDULE	OF SCHEDULE	RPI	RPI	RPI	RPI
DIV. I ONLY	5- 5	162	1- 1	161	48	155	155	10	10	
DIV. I NON-CONF.	5- 5	161	1- 1	162	48	154	154	10	10	
TOTALS	RPI 1-25	RPI 26-50	W-L RECORDS	RPI 51-100	RPI 101-150	RPI 150+				
5- 5	0- 3	0- 0	OVERALL	0- 0	0- 2	5- 0				
2- 2	0- 2	0- 0	HOME	0- 0	0- 0	2- 0				
2- 1	0- 0	0- 0	AWAY	0- 0	0- 1	2- 0				
1- 2	0- 1	0- 0	NEUTRAL	0- 0	0- 1	1- 0				
5- 5	0- 3	0- 0	NON-CONFERENCE	0- 0	0- 2	5- 0				
2- 2	0- 2	0- 0	HOME	0- 0	0- 0	2- 0				
2- 1	0- 0	0- 0	AWAY	0- 0	0- 1	2- 0				
1- 2	0- 1	0- 0	NEUTRAL	0- 0	0- 1	1- 0				
0- 0	0- 0	0- 0	CONFERENCE	0- 0	0- 0	0- 0				
0- 0	0- 0	0- 0	HOME	0- 0	0- 0	0- 0				
0- 0	0- 0	0- 0	AWAY	0- 0	0- 0	0- 0				
0- 0	0- 0	0- 0	NEUTRAL	0- 0	0- 0	0- 0				

RPI	S	Opponent	Score
3	H	UConn	37 75
7	N	Gonzaga	65 76
15	H	South Carolina	49 75

RPI	S	Opponent	Score
-----	---	----------	-------

RPI	S	Opponent	Score
-----	---	----------	-------

RPI	S	Opponent	Score
102	A	Central Mich.	80 81
111	N	Auburn	74 76
187	A	Northeastern	71 60
229	N	Maine	78 49
277	A	Toledo	60 42
297	H	Lipscomb	82 60
306	H	Morehead St.	58 41

LAST 12 Division I GAMES:

102	A	Central Mich.	80	81	111	N	Auburn	74	76
187	A	Northeastern	71	60	229	N	Maine	78	49
15	H	South Carolina	49	75	306	H	Morehead St.	58	41
277	A	Toledo	60	42	7	N	Gonzaga	65	76
297	H	Lipscomb	82	60	3	H	UConn	37	75

Non-Div I Games:

Dayton

■ Loss,
 ■ Non-Conf,
 S Site,
 ■ Home
 ■ Away
 N Neutral

Average RPI Win:	114	WON-LOST	WINNING	LAST 10	STRENGTH OF	OPP. STRENGTH	TEAM	ADJ.	CONF.	ADJ CONF.
Average RPI Loss:	1	RECORD	PCT. RANK	GAMES	SCHEDULE	OF SCHEDULE	RPI	RPI	RPI	RPI
DIV. I ONLY	7- 1	30	1- 0	29	6	6	6	6	6	6
DIV. I NON-CONF.	7- 1	30	1- 0	28	6	6	6	6	6	6
TOTALS	RPI 1-25	RPI 26-50	W-L RECORDS	RPI 51-100	RPI 101-150	RPI 150+				
7- 1	1- 1	0- 0	OVERALL	3- 0	0- 0	3- 0				
5- 0	0- 0	0- 0	HOME	2- 0	0- 0	3- 0				
2- 1	1- 1	0- 0	AWAY	1- 0	0- 0	0- 0				
0- 0	0- 0	0- 0	NEUTRAL	0- 0	0- 0	0- 0				
7- 1	1- 1	0- 0	NON-CONFERENCE	3- 0	0- 0	3- 0				
5- 0	0- 0	0- 0	HOME	2- 0	0- 0	3- 0				
2- 1	1- 1	0- 0	AWAY	1- 0	0- 0	0- 0				
0- 0	0- 0	0- 0	NEUTRAL	0- 0	0- 0	0- 0				
0- 0	0- 0	0- 0	CONFERENCE	0- 0	0- 0	0- 0				
0- 0	0- 0	0- 0	HOME	0- 0	0- 0	0- 0				
0- 0	0- 0	0- 0	AWAY	0- 0	0- 0	0- 0				
0- 0	0- 0	0- 0	NEUTRAL	0- 0	0- 0	0- 0				

RPI 1-25				Team's RPI: 6				RPI 26-50				RPI 51-100				RPI 101+			
RPI	S	Opponent	Score					RPI	S	Opponent	Score	RPI	S	Opponent	Score	RPI	S	Opponent	Score
1	A	Oregon St.	77 98									61	A	Green Bay	76 65	154	H	Miami (OH)	98 79
9	A	Northwestern	70 68									62	H	Miami (FL)	89 83	172	H	Milwaukee	94 65
												74	H	Drexel	81 57	269	H	Arkansas St.	109 64
LAST 12 Division I GAMES:																			
62	H	Miami (FL)	89 83					74	H	Drexel	81 57								
154	H	Miami (OH)	98 79					1	A	Oregon St.	77 98								
								61	A	Green Bay	76 65								
								9	A	Northwestern	70 68								
								172	H	Milwaukee	94 65								
								269	H	Arkansas St.	109 64								

Non-Div I Games:

DePaul

Delaware

Delaware				Through Games Of 12/10/19						
Average RPI Win:	174	WON-LOST	WINNING	LAST 10	STRENGTH OF	OPP. STRENGTH	TEAM	ADJ.	CONF.	ADJ CONF.
Average RPI Loss:	130	RECORD	PCT. RANK	GAMES	SCHEDULE	OF SCHEDULE	RPI	RPI	RPI	RPI
DIV. I ONLY		3- 5	222	1- 0	241	43	215	215	19	19
DIV. I NON-CONF.		3- 5	224	1- 0	239	43	215	215	19	19
<hr/>										
TOTALS	RPI 1-25	RPI 26-50		W-L RECORDS		RPI 51-100	RPI 101-150		RPI 150+	
3- 5	0- 0	0- 1		OVERALL		0- 1	1- 1		2- 2	
0- 3	0- 0	0- 0		HOME		0- 1	0- 0		0- 2	
2- 2	0- 0	0- 1		AWAY		0- 0	0- 1		2- 0	
1- 0	0- 0	0- 0		NEUTRAL		0- 0	1- 0		0- 0	
<hr/>										
3- 5	0- 0	0- 1		NON-CONFERENCE		0- 1	1- 1		2- 2	
0- 3	0- 0	0- 0		HOME		0- 1	0- 0		0- 2	
2- 2	0- 0	0- 1		AWAY		0- 0	0- 1		2- 0	
1- 0	0- 0	0- 0		NEUTRAL		0- 0	1- 0		0- 0	
<hr/>										
0- 0	0- 0	0- 0		CONFERENCE		0- 0	0- 0		0- 0	
0- 0	0- 0	0- 0		HOME		0- 0	0- 0		0- 0	
0- 0	0- 0	0- 0		AWAY		0- 0	0- 0		0- 0	
0- 0	0- 0	0- 0		NEUTRAL		0- 0	0- 0		0- 0	

RPI 1-25			RPI 26-50			RPI 51-100			RPI 101+ Team's RPI: 215		
RPI	S	Opponent	Score	RPI	S	RPI	S	Opponent	Score	RPI	S
				44	A	87	H	UCF	49 75	110	A
								Santa Clara	81 80	124	N
								Robert Morris	73 62	159	A
								Delaware St.	64 67	178	H
								Maine	56 69	229	H
								Cal St. Fullerton	72 55	239	A
LAST 12 Division I GAMES:											
159	A	Robert Morris	73 62	44	A	87	H	UCF	49 75	110	A
87	H	George Washington	49 63	178	H	Delaware St.	64 67				
124	N	Santa Clara	81 80	229	H	Maine	56 69				
239	A	Cal St. Fullerton	72 55								

Non-Div I Games:

Delaware

Average RPI Win:	263	WON-LOST	WINNING	LAST 10	STRENGTH OF	OPP. STRENGTH	TEAM	ADJ.	CONF.	ADJ CONF.
Average RPI Loss:	126	RECORD	PCT. RANK	GAMES	SCHEDULE	OF SCHEDULE	RPI	RPI	RPI	RPI
DIV. I ONLY	2- 5	254	1- 0	11	349	178	178	31	31	
DIV. I NON-CONF.	2- 5	254	1- 0	11	349	177	177	31	31	
TOTALS	RPI 1-25	RPI 26-50	W-L RECORDS	RPI 51-100	RPI 101-150	RPI 150+				
2- 5	0- 0	0- 0	OVERALL	0- 2	0- 1	2- 2				
1- 5	0- 0	0- 0	HOME	0- 2	0- 1	1- 2				
1- 0	0- 0	0- 0	AWAY	0- 0	0- 0	1- 0				
0- 0	0- 0	0- 0	NEUTRAL	0- 0	0- 0	0- 0				
2- 5	0- 0	0- 0	NON-CONFERENCE	0- 2	0- 1	2- 2				
1- 5	0- 0	0- 0	HOME	0- 2	0- 1	1- 2				
1- 0	0- 0	0- 0	AWAY	0- 0	0- 0	1- 0				
0- 0	0- 0	0- 0	NEUTRAL	0- 0	0- 0	0- 0				
0- 0	0- 0	0- 0	CONFERENCE	0- 0	0- 0	0- 0				
0- 0	0- 0	0- 0	HOME	0- 0	0- 0	0- 0				
0- 0	0- 0	0- 0	AWAY	0- 0	0- 0	0- 0				
0- 0	0- 0	0- 0	NEUTRAL	0- 0	0- 0	0- 0				

RPI 1-25				RPI 26-50				RPI 51-100				RPI 101+				Team's RPI: 178	
RPI	S	Opponent	Score	RPI	S	Opponent	Score	RPI	S	Opponent	Score	RPI	S	Opponent	Score		
								86	H	Binghamton	66	75	127	H	Cornell	51	77
								100	H	Lehigh	38	68	151	H	Cleveland St.	49	57
													168	H	William & Mary	52	73
													215	A	Delaware	67	64
													311	H	Saint Peter's	89	66
LAST 12 Division I GAMES:																	
				127	H	Cornell	51	77		311	H	Saint Peter's	89	66			
				86	H	Binghamton	66	75		151	H	Cleveland St.	49	57			
				215	A	Delaware	67	64		168	H	William & Mary	52	73			
				100	H	Lehigh	38	68									

Non-Div I Games: Post 67 41 Georgian Court 69 48

Delaware St.

RPI 1-25				RPI 26-50				RPI 51-100				RPI 101+				Team's RPI: 300	
RPI	S	Opponent	Score	RPI	S	Opponent	Score	RPI	S	Opponent	Score	RPI	S	Opponent	Score		
												103	H	Wyoming	71	57	
												125	A	UMKC	79	83	
												153	A	Lamar University	59	71	
												185	H	Alabama A&M	83	86	
												191	H	Northern Colo.	74	55	
												194	H	UC Irvine	83	75	
												298	H	Cal Poly	96	66	
												325	H	New Mexico St.	75	78	
LAST 12 Division I GAMES:																	
				153	A	Lamar University	59	71				185	H	Alabama A&M	83	86	
				191	H	Northern Colo.	74	55				194	H	UC Irvine	83	75	
												298	H	Cal Poly	96	66	
												103	H	Wyoming	71	57	
												325	H	New Mexico St.	75	78	
												125	A	UMKC	79	83	

Denver

Average RPI Win:	0	WON-LOST	WINNING	LAST 10	STRENGTH OF	OPP. STRENGTH	TEAM	ADJ.	CONF.	ADJ CONF.
Average RPI Loss:	157	RECORD	PCT. RANK	GAMES	SCHEDULE	OF SCHEDULE	RPI	RPI	RPI	RPI
DIV. I ONLY	0- 9	334	0- 1	149	259	322	322	15	15	
DIV. I NON-CONF.	0- 9	334	0- 1	150	258	322	322	15	15	
TOTALS	RPI 1-25	RPI 26-50	W-L RECORDS	RPI 51-100	RPI 101-150	RPI 150+				
0- 9	0- 0	0- 0	OVERALL	0- 3	0- 1	0- 5				
0- 3	0- 0	0- 0	HOME	0- 1	0- 1	0- 1				
0- 4	0- 0	0- 0	AWAY	0- 2	0- 0	0- 2				
0- 2	0- 0	0- 0	NEUTRAL	0- 0	0- 0	0- 2				
0- 9	0- 0	0- 0	NON-CONFERENCE	0- 3	0- 1	0- 5				
0- 3	0- 0	0- 0	HOME	0- 1	0- 1	0- 1				
0- 4	0- 0	0- 0	AWAY	0- 2	0- 0	0- 2				
0- 2	0- 0	0- 0	NEUTRAL	0- 0	0- 0	0- 2				
0- 0	0- 0	0- 0	CONFERENCE	0- 0	0- 0	0- 0				
0- 0	0- 0	0- 0	HOME	0- 0	0- 0	0- 0				
0- 0	0- 0	0- 0	AWAY	0- 0	0- 0	0- 0				
0- 0	0- 0	0- 0	NEUTRAL	0- 0	0- 0	0- 0				

RPI S	Opponent	Score	RPI S	Opponent	Score	RPI S	Opponent	Score	RPI S	Opponent	Score	Team's RPI: 322
						63	A Butler	60 82	108	H Valparaiso	58 77	
						68	H Loyola Chicago	60 89	165	H Akron	60 81	
						88	A Michigan St.	52 110	170	A George Mason	62 75	
									219	A Western Mich.	67 82	
									256	N Tennessee Tech	47 69	
									278	N Sacred Heart	60 66	
LAST 12 Division I GAMES:												
			108	H Valparaiso	58 77	63	A Butler	60 82				
			256	N Tennessee Tech	47 69	88	A Michigan St.	52 110				
			278	N Sacred Heart	60 66	68	H Loyola Chicago	60 89				
			165	H Akron	60 81							
			219	A Western Mich.	67 82							
			170	A George Mason	62 75							

Non-Div I Games:

Detroit Mercy

Drake

Through Games Of 12/10/19

Average RPI Win:	119	WON-LOST	WINNING	LAST 10	STRENGTH OF	OPP. STRENGTH	TEAM	ADJ.	CONF.	ADJ CONF.
Average RPI Loss:	20	RECORD	PCT. RANK	GAMES	SCHEDULE	OF SCHEDULE	RPI	RPI	RPI	RPI
DIV. I ONLY	6- 2	60	1- 0	21	44	18	18	5	5	
DIV. I NON-CONF.	6- 2	61	1- 0	22	44	18	18	5	5	
TOTALS	RPI 1-25	RPI 26-50	W-L RECORDS	RPI 51-100	RPI 101-150	RPI 150+				
6- 2	1- 2	1- 0	OVERALL	0- 0	2- 0	2- 0				
4- 0	1- 0	1- 0	HOME	0- 0	1- 0	1- 0				
0- 1	0- 1	0- 0	AWAY	0- 0	0- 0	0- 0				
2- 1	0- 1	0- 0	NEUTRAL	0- 0	1- 0	1- 0				
6- 2	1- 2	1- 0	NON-CONFERENCE	0- 0	2- 0	2- 0				
4- 0	1- 0	1- 0	HOME	0- 0	1- 0	1- 0				
0- 1	0- 1	0- 0	AWAY	0- 0	0- 0	0- 0				
2- 1	0- 1	0- 0	NEUTRAL	0- 0	1- 0	1- 0				
0- 0	0- 0	0- 0	CONFERENCE	0- 0	0- 0	0- 0				
0- 0	0- 0	0- 0	HOME	0- 0	0- 0	0- 0				
0- 0	0- 0	0- 0	AWAY	0- 0	0- 0	0- 0				
0- 0	0- 0	0- 0	NEUTRAL	0- 0	0- 0	0- 0				

RPI 1-25				Team's RPI: 18	RPI 26-50				RPI 51-100				RPI 101+			
RPI	S	Opponent	Score		RPI	S	Opponent	Score	RPI	S	Opponent	Score	RPI	S	Opponent	Score
8	H	Creighton	63 53		48	H	South Dakota St.	74 67					109	H	Iowa St.	86 81
14	A	South Dakota	94 102										111	N	Auburn	83 82
25	N	Purdue	47 67										206	H	Western Ill.	94 75
													229	N	Maine	94 62
LAST 12 Division I GAMES:																
206	H	Western Ill.	94 75		111	N	Auburn	83 82								
8	H	Creighton	63 53		229	N	Maine	94 62								
14	A	South Dakota	94 102		25	N	Purdue	47 67								
109	H	Iowa St.	86 81													
48	H	South Dakota St.	74 67													

Non-Div I Games: Waldorf 103 18

Drake

Loss, Non-Conf, S Site, H Home A Away N Neutral

Average RPI Win:	139	WON-LOST	WINNING	LAST 10	STRENGTH OF	OPP. STRENGTH	TEAM	ADJ.	CONF.	ADJ CONF.
Average RPI Loss:	67	RECORD	PCT. RANK	GAMES	SCHEDULE	OF SCHEDULE	RPI	RPI	RPI	RPI
DIV. I ONLY	5- 4	144	0- 1	47	109	74	74	19	19	
DIV. I NON-CONF.	5- 4	144	0- 1	46	109	73	73	19	19	
TOTALS	RPI 1-25	RPI 26-50	W-L RECORDS	RPI 51-100	RPI 101-150	RPI 150+				
5- 4	0- 1	1- 1	OVERALL	1- 1	0- 1	3- 0				
3- 1	0- 0	1- 1	HOME	1- 0	0- 0	1- 0				
2- 2	0- 1	0- 0	AWAY	0- 0	0- 1	2- 0				
0- 1	0- 0	0- 0	NEUTRAL	0- 1	0- 0	0- 0				
5- 4	0- 1	1- 1	NON-CONFERENCE	1- 1	0- 1	3- 0				
3- 1	0- 0	1- 1	HOME	1- 0	0- 0	1- 0				
2- 2	0- 1	0- 0	AWAY	0- 0	0- 1	2- 0				
0- 1	0- 0	0- 0	NEUTRAL	0- 1	0- 0	0- 0				
0- 0	0- 0	0- 0	CONFERENCE	0- 0	0- 0	0- 0				
0- 0	0- 0	0- 0	HOME	0- 0	0- 0	0- 0				
0- 0	0- 0	0- 0	AWAY	0- 0	0- 0	0- 0				
0- 0	0- 0	0- 0	NEUTRAL	0- 0	0- 0	0- 0				

RPI 1-25				RPI 26-50				RPI 51-100 Team's RPI: 74				RPI 101+			
RPI	S	Opponent	Score	RPI	S	Opponent	Score	RPI	S	Opponent	Score	RPI	S	Opponent	Score
6	A	DePaul	57 81	40	H	Pacific	51 58	89	N	Buffalo	59 63	131	A	Bucknell	49 60
				47	H	Richmond	58 52	99	H	Davidson	74 63	158	H	Villanova	54 52
												186	A	Saint Joseph's	62 52
												205	A	Quinnipiac	66 62
LAST 12 Division I GAMES:															
40	H	Pacific	51 58	6	A	DePaul	57 81	131	A	Bucknell	49 60	158	H	Villanova	54 52
99	H	Davidson	74 63	89	N	Buffalo	59 63	186	A	Saint Joseph's	62 52	205	A	Quinnipiac	66 62
205	A	Quinnipiac	66 62	47	H	Richmond	58 52								

Non-Div I Games:

Drexel

Average RPI Win: 149		WON-LOST	WINNING	LAST 10	STRENGTH OF		OPP. STRENGTH	TEAM	ADJ.	CONF.	ADJ CONF.
Average RPI Loss: 41		RECORD	PCT. RANK	GAMES	SCHEDULE		OF SCHEDULE	RPI	RPI	RPI	RPI
DIV. I ONLY		7- 3	78	1- 0	9		164	22	22	3	3
DIV. I NON-CONF.		6- 3	82	0- 0	7		188	26	26	3	3
<hr/>											
TOTALS	RPI 1-25	RPI 26-50		W-L RECORDS		RPI 51-100	RPI 101-150		RPI 150+		
7- 3	0- 1	1- 1		OVERALL		3- 1	0- 0		3- 0		
6- 1	0- 1	1- 0		HOME		3- 0	0- 0		2- 0		
1- 2	0- 0	0- 1		AWAY		0- 1	0- 0		1- 0		
0- 0	0- 0	0- 0		NEUTRAL		0- 0	0- 0		0- 0		
6- 3	0- 1	1- 1		NON-CONFERENCE		2- 1	0- 0		3- 0		
5- 1	0- 1	1- 0		HOME		2- 0	0- 0		2- 0		
1- 2	0- 0	0- 1		AWAY		0- 1	0- 0		1- 0		
0- 0	0- 0	0- 0		NEUTRAL		0- 0	0- 0		0- 0		
1- 0	0- 0	0- 0		CONFERENCE		1- 0	0- 0		0- 0		
1- 0	0- 0	0- 0		HOME		1- 0	0- 0		0- 0		
0- 0	0- 0	0- 0		AWAY		0- 0	0- 0		0- 0		
0- 0	0- 0	0- 0		NEUTRAL		0- 0	0- 0		0- 0		

RPI	S	Opponent	Score	RPI	S	Opponent	Score	RPI	S	Opponent	Score	RPI	S	Opponent	Score
9	H	Northwestern	42 63	33	A	Texas A&M	58 79	81	A	Nebraska	79 83	177	H	Idaho St.	85 66
				37	H	Troy	99 85	90	H	Boston College	85 73	244	A	UNLV	57 45
								93	H	Penn	66 50	301	H	High Point	93 57
								99	H	Davidson	82 52				
LAST 12 Division I GAMES:															
90	H	Boston College	85 73	37	H	Troy	99 85	177	H	Idaho St.	85 66	9	H	Northwestern	42 63
81	A	Nebraska	79 83	99	H	Davidson	82 52	244	A	UNLV	57 45	33	A	Texas A&M	58 79
93	H	Penn	66 50					301	H	High Point	93 57				

Non-Div I Games:

Duke

Average RPI Win:	240	WON-LOST	WINNING	LAST 10	STRENGTH OF	OPP. STRENGTH	TEAM	ADJ.	CONF.	ADJ CONF.
Average RPI Loss:	73	RECORD	PCT. RANK	GAMES	SCHEDULE	OF SCHEDULE	RPI	RPI	RPI	RPI
DIV. I ONLY	8- 2	46	1- 0	299	121	113	113	10	10	
DIV. I NON-CONF.	8- 2	47	1- 0	299	121	112	112	10	10	
TOTALS	RPI 1-25	RPI 26-50	W-L RECORDS	RPI 51-100	RPI 101-150	RPI 150+				
8- 2	0- 0	0- 0	OVERALL	0- 2	1- 0	7- 0				
2- 1	0- 0	0- 0	HOME	0- 1	0- 0	2- 0				
6- 1	0- 0	0- 0	AWAY	0- 1	1- 0	5- 0				
0- 0	0- 0	0- 0	NEUTRAL	0- 0	0- 0	0- 0				
8- 2	0- 0	0- 0	NON-CONFERENCE	0- 2	1- 0	7- 0				
2- 1	0- 0	0- 0	HOME	0- 1	0- 0	2- 0				
6- 1	0- 0	0- 0	AWAY	0- 1	1- 0	5- 0				
0- 0	0- 0	0- 0	NEUTRAL	0- 0	0- 0	0- 0				
0- 0	0- 0	0- 0	CONFERENCE	0- 0	0- 0	0- 0				
0- 0	0- 0	0- 0	HOME	0- 0	0- 0	0- 0				
0- 0	0- 0	0- 0	AWAY	0- 0	0- 0	0- 0				
0- 0	0- 0	0- 0	NEUTRAL	0- 0	0- 0	0- 0				

RPI 1-25				RPI 26-50				RPI 51-100				RPI 101+				Team's RPI: 113	
RPI	S	Opponent	Score	RPI	S	Opponent	Score	RPI	S	Opponent	Score	RPI	S	Opponent	Score		
								72	H	Kent St.	75 77	127	A	Cornell	72 62		
								73	A	Temple	72 85	165	A	Akron	88 63		
												227	A	Lafayette	73 65		
												240	A	Manhattan	76 65		
												245	A	Iona	76 74		
												277	H	Toledo	79 74		
												295	A	Pittsburgh	81 62		
												342	H	Central Conn. St.	72 33		
LAST 12 Division I GAMES:																	
				127	A	Cornell	72 62					245	A	Iona	76 74		
				277	H	Toledo	79 74					240	A	Manhattan	76 65		
				165	A	Akron	88 63					73	A	Temple	72 85		
				342	H	Central Conn. St.	72 33					72	H	Kent St.	75 77		
				295	A	Pittsburgh	81 62										
				227	A	Lafayette	73 65										

Non-Div I Games:

Duquesne

Average RPI Win:	236	WON-LOST	WINNING	LAST 10	STRENGTH OF	OPP. STRENGTH	TEAM	ADJ.	CONF.	ADJ CONF.
Average RPI Loss:	198	RECORD	PCT. RANK	GAMES	SCHEDULE	OF SCHEDULE	RPI	RPI	RPI	RPI
DIV. I ONLY	3- 7	246	0- 1	180	334	280	280	25	25	
DIV. I NON-CONF.	3- 7	247	0- 1	178	334	281	281	25	25	
TOTALS	RPI 1-25	RPI 26-50	W-L RECORDS	RPI 51-100	RPI 101-150	RPI 150+				
3- 7	0- 0	0- 0	OVERALL	0- 1	0- 1	3- 5				
1- 5	0- 0	0- 0	HOME	0- 1	0- 0	1- 4				
2- 2	0- 0	0- 0	AWAY	0- 0	0- 1	2- 1				
0- 0	0- 0	0- 0	NEUTRAL	0- 0	0- 0	0- 0				
3- 7	0- 0	0- 0	NON-CONFERENCE	0- 1	0- 1	3- 5				
1- 5	0- 0	0- 0	HOME	0- 1	0- 0	1- 4				
2- 2	0- 0	0- 0	AWAY	0- 0	0- 1	2- 1				
0- 0	0- 0	0- 0	NEUTRAL	0- 0	0- 0	0- 0				
0- 0	0- 0	0- 0	CONFERENCE	0- 0	0- 0	0- 0				
0- 0	0- 0	0- 0	HOME	0- 0	0- 0	0- 0				
0- 0	0- 0	0- 0	AWAY	0- 0	0- 0	0- 0				
0- 0	0- 0	0- 0	NEUTRAL	0- 0	0- 0	0- 0				

RPI 1-25				RPI 26-50				RPI 51-100				RPI 101+				Team's RPI: 280	
RPI	S	Opponent	Score	RPI	S	Opponent	Score	RPI	S	Opponent	Score	RPI	S	Opponent	Score		
								99	H	Davidson	60	75	106	A	N.C. A&T	69	80
						</											

Non-Div I Games:

ETSU

East Carolina

Through Games Of 12/10/19

Average RPI Win:	294	WON-LOST	WINNING	LAST 10	STRENGTH OF	OPP. STRENGTH	TEAM	ADJ.	CONF.	ADJ CONF.
Average RPI Loss:	154	RECORD	PCT. RANK	GAMES	SCHEDULE	OF SCHEDULE	RPI	RPI	RPI	RPI
DIV. I ONLY	3- 6	230	0- 1	279	179	291	291	9	9	
DIV. I NON-CONF.	3- 6	230	0- 1	281	176	293	293	9	9	
TOTALS	RPI 1-25	RPI 26-50	W-L RECORDS	RPI 51-100	RPI 101-150	RPI 150+				
3- 6	0- 0	0- 1	OVERALL	0- 1	0- 0	3- 4				
2- 3	0- 0	0- 1	HOME	0- 1	0- 0	2- 1				
1- 3	0- 0	0- 0	AWAY	0- 0	0- 0	1- 3				
0- 0	0- 0	0- 0	NEUTRAL	0- 0	0- 0	0- 0				
3- 6	0- 0	0- 1	NON-CONFERENCE	0- 1	0- 0	3- 4				
2- 3	0- 0	0- 1	HOME	0- 1	0- 0	2- 1				
1- 3	0- 0	0- 0	AWAY	0- 0	0- 0	1- 3				
0- 0	0- 0	0- 0	NEUTRAL	0- 0	0- 0	0- 0				
0- 0	0- 0	0- 0	CONFERENCE	0- 0	0- 0	0- 0				
0- 0	0- 0	0- 0	HOME	0- 0	0- 0	0- 0				
0- 0	0- 0	0- 0	AWAY	0- 0	0- 0	0- 0				
0- 0	0- 0	0- 0	NEUTRAL	0- 0	0- 0	0- 0				

RPI 1-25				RPI 26-50				RPI 51-100				RPI 101+				Team's RPI: 291	
RPI	S	Opponent	Score	RPI	S	Opponent	Score	RPI	S	Opponent	Score	RPI	S	Opponent	Score		
				39	H	Charlotte	47 59	69	H	Middle Tenn.	66 68	168	H	William & Mary	68 78		
												201	A	Liberty	66 81		
												202	A	Wake Forest	53 76		
												247	A	VCU	40 53		
												261	H	UMES	57 42		
												307	A	Longwood	64 61		
												313	H	USC Upstate	69 48		
LAST 12 Division I GAMES:																	
				247	A	VCU	40 53	201	A	Liberty	66 81						
				39	H	Charlotte	47 59	202	A	Wake Forest	53 76						
				168	H	William & Mary	68 78	307	A	Longwood	64 61						
				313	H	USC Upstate	69 48	261	H	UMES	57 42						
				69	H	Middle Tenn.	66 68										

Non-Div I Games:

East Carolina

Loss, Non-Conf, S Site, H Home A Away N Neutral

Average RPI Win:	305	WON-LOST	WINNING	LAST 10	STRENGTH OF	OPP. STRENGTH	TEAM	ADJ.	CONF.	ADJ CONF.
Average RPI Loss:	113	RECORD	PCT. RANK	GAMES	SCHEDULE	OF SCHEDULE	RPI	RPI	RPI	RPI
DIV. I ONLY	4- 3	129	1- 0	309	221	231	231	23	23	
DIV. I NON-CONF.	4- 3	131	1- 0	309	220	231	231	23	23	
TOTALS	RPI 1-25	RPI 26-50	W-L RECORDS	RPI 51-100	RPI 101-150	RPI 150+				
4- 3	0- 0	0- 0	OVERALL	0- 2	0- 0	4- 1				
1- 2	0- 0	0- 0	HOME	0- 1	0- 0	1- 1				
3- 1	0- 0	0- 0	AWAY	0- 1	0- 0	3- 0				
0- 0	0- 0	0- 0	NEUTRAL	0- 0	0- 0	0- 0				
4- 3	0- 0	0- 0	NON-CONFERENCE	0- 2	0- 0	4- 1				
1- 2	0- 0	0- 0	HOME	0- 1	0- 0	1- 1				
3- 1	0- 0	0- 0	AWAY	0- 1	0- 0	3- 0				
0- 0	0- 0	0- 0	NEUTRAL	0- 0	0- 0	0- 0				
0- 0	0- 0	0- 0	CONFERENCE	0- 0	0- 0	0- 0				
0- 0	0- 0	0- 0	HOME	0- 0	0- 0	0- 0				
0- 0	0- 0	0- 0	AWAY	0- 0	0- 0	0- 0				
0- 0	0- 0	0- 0	NEUTRAL	0- 0	0- 0	0- 0				

RPI 1-25				RPI 26-50				RPI 51-100				RPI 101+				Team's RPI: 231	
RPI	S	Opponent	Score	RPI	S	Opponent	Score	RPI	S	Opponent	Score	RPI	S	Opponent	Score		
								55	A	Wisconsin	55	63	217	H	Indiana St.	57	59
								68	H	Loyola Chicago	51	67	275	H	Omaha	65	52
													297	A	Lipscomb	66	56
													321	A	Evansville	90	44
													326	A	UIC	80	45
LAST 12 Division I GAMES:																	
				275	H	Omaha	65	52					297	A	Lipscomb	66	56
													55	A	Wisconsin	55	63
													321	A	Evansville	90	44
													326	A	UIC	80	45
													68	H	Loyola Chicago	51	67
													217	H	Indiana St.	57	59

Non-Div I Games: Lindenwood (MO) 88 66

Eastern Ill.

■ Loss,
 ■ Non-Conf, S Site,
 ■ H Home
 ■ A Away
 N Neutral

Average RPI Win:	247	WON-LOST	WINNING	LAST 10	STRENGTH OF	OPP. STRENGTH	TEAM	ADJ.	CONF.	ADJ CONF.
Average RPI Loss:	126	RECORD	PCT. RANK	GAMES	SCHEDULE	OF SCHEDULE	RPI	RPI	RPI	RPI
DIV. I ONLY	5- 3	105	1- 0	281	199	196	196	23	23	
DIV. I NON-CONF.	5- 3	104	1- 0	283	199	195	195	23	23	
TOTALS	RPI 1-25	RPI 26-50	W-L RECORDS	RPI 51-100	RPI 101-150	RPI 150+				
5- 3	0- 0	0- 0	OVERALL	0- 1	1- 0	4- 2				
2- 2	0- 0	0- 0	HOME	0- 0	0- 0	2- 2				
3- 1	0- 0	0- 0	AWAY	0- 1	1- 0	2- 0				
0- 0	0- 0	0- 0	NEUTRAL	0- 0	0- 0	0- 0				
5- 3	0- 0	0- 0	NON-CONFERENCE	0- 1	1- 0	4- 2				
2- 2	0- 0	0- 0	HOME	0- 0	0- 0	2- 2				
3- 1	0- 0	0- 0	AWAY	0- 1	1- 0	2- 0				
0- 0	0- 0	0- 0	NEUTRAL	0- 0	0- 0	0- 0				
0- 0	0- 0	0- 0	CONFERENCE	0- 0	0- 0	0- 0				
0- 0	0- 0	0- 0	HOME	0- 0	0- 0	0- 0				
0- 0	0- 0	0- 0	AWAY	0- 0	0- 0	0- 0				
0- 0	0- 0	0- 0	NEUTRAL	0- 0	0- 0	0- 0				

RPI 1-25				RPI 26-50				RPI 51-100				RPI 101+ Team's RPI: 196			
RPI	S	Opponent	Score	RPI	S	Opponent	Score	RPI	S	Opponent	Score	RPI	S	Opponent	Score
								63	A	Butler	41 73	148	A	Memphis	63 60
												154	H	Miami (OH)	57 75
												161	H	Youngstown St.	63 72
												252	H	Northern Ky.	69 62
												255	A	Xavier	56 55
												287	A	Mercer	61 60
												294	H	Chattanooga	71 65
LAST 12 Division I GAMES:															
				255	A	Xavier	56 55	148	A	Memphis	63 60				
				161	H	Youngstown St.	63 72	252	H	Northern Ky.	69 62				
				294	H	Chattanooga	71 65								
				287	A	Mercer	61 60								
				154	H	Miami (OH)	57 75								
				63	A	Butler	41 73								

Non-Div I Games: Alice Lloyd 102 65

Eastern Ky.

Average RPI Win:	251	WON-LOST	WINNING	LAST 10	STRENGTH OF	OPP. STRENGTH	TEAM	ADJ.	CONF.	ADJ CONF.
Average RPI Loss:	105	RECORD	PCT. RANK	GAMES	SCHEDULE	OF SCHEDULE	RPI	RPI	RPI	RPI
DIV. I ONLY	2- 6	277	1- 0	18	319	200	200	12	12	
DIV. I NON-CONF.	2- 6	278	1- 0	20	319	199	199	12	12	
TOTALS	RPI 1-25	RPI 26-50	W-L RECORDS	RPI 51-100	RPI 101-150	RPI 150+				
2- 6	0- 0	0- 1	OVERALL	0- 2	0- 2	2- 1				
2- 2	0- 0	0- 1	HOME	0- 0	0- 1	2- 0				
0- 4	0- 0	0- 0	AWAY	0- 2	0- 1	0- 1				
0- 0	0- 0	0- 0	NEUTRAL	0- 0	0- 0	0- 0				
2- 6	0- 0	0- 1	NON-CONFERENCE	0- 2	0- 2	2- 1				
2- 2	0- 0	0- 1	HOME	0- 0	0- 1	2- 0				
0- 4	0- 0	0- 0	AWAY	0- 2	0- 1	0- 1				
0- 0	0- 0	0- 0	NEUTRAL	0- 0	0- 0	0- 0				
0- 0	0- 0	0- 0	CONFERENCE	0- 0	0- 0	0- 0				
0- 0	0- 0	0- 0	HOME	0- 0	0- 0	0- 0				
0- 0	0- 0	0- 0	AWAY	0- 0	0- 0	0- 0				
0- 0	0- 0	0- 0	NEUTRAL	0- 0	0- 0	0- 0				

RPI 1-25				RPI 26-50				RPI 51-100				RPI 101+ Team's RPI: 200			
RPI	S	Opponent	Score	RPI	S	Opponent	Score	RPI	S	Opponent	Score	RPI	S	Opponent	Score
				36	H	Michigan	38 57	86	A	Binghamton	67 78	123	H	Southern Ill.	54 85
								88	A	Michigan St.	50 85	137	A	Wichita St.	52 63
												161	A	Youngstown St.	77 79
												167	H	Southeast Mo. St.	69 64
												335	H	Purdue Fort Wayne	64 40
LAST 12 Division I GAMES:															
				123	H	Southern Ill.	54 85	335	H	Purdue Fort Wayne	64 40				
				167	H	Southeast Mo. St.	69 64	137	A	Wichita St.	52 63				
				161	A	Youngstown St.	77 79	86	A	Binghamton	67 78				
				88	A	Michigan St.	50 85	36	H	Michigan	38 57				

Non-Div I Games: Olivet 95 38

Eastern Mich.

Average RPI Win:	0	WON-LOST	WINNING	LAST 10	STRENGTH OF	OPP. STRENGTH	TEAM	ADJ.	CONF.	ADJ CONF.
Average RPI Loss:	132	RECORD	PCT. RANK	GAMES	SCHEDULE	OF SCHEDULE	RPI	RPI	RPI	RPI
DIV. I ONLY	0- 5	334	0- 0	5	285	221	221	18	18	
DIV. I NON-CONF.	0- 5	334	0- 0	5	286	221	221	18	18	
TOTALS	RPI 1-25	RPI 26-50	W-L RECORDS	RPI 51-100	RPI 101-150	RPI 150+				
0- 5	0- 2	0- 0	OVERALL	0- 0	0- 0	0- 3				
0- 1	0- 0	0- 0	HOME	0- 0	0- 0	0- 1				
0- 4	0- 2	0- 0	AWAY	0- 0	0- 0	0- 2				
0- 0	0- 0	0- 0	NEUTRAL	0- 0	0- 0	0- 0				
0- 5	0- 2	0- 0	NON-CONFERENCE	0- 0	0- 0	0- 3				
0- 1	0- 0	0- 0	HOME	0- 0	0- 0	0- 1				
0- 4	0- 2	0- 0	AWAY	0- 0	0- 0	0- 2				
0- 0	0- 0	0- 0	NEUTRAL	0- 0	0- 0	0- 0				
0- 0	0- 0	0- 0	CONFERENCE	0- 0	0- 0	0- 0				
0- 0	0- 0	0- 0	HOME	0- 0	0- 0	0- 0				
0- 0	0- 0	0- 0	AWAY	0- 0	0- 0	0- 0				
0- 0	0- 0	0- 0	NEUTRAL	0- 0	0- 0	0- 0				

RPI 1-25				RPI 26-50				RPI 51-100				RPI 101+ Team's RPI: 221			
RPI	S	Opponent	Score	RPI	S	Opponent	Score	RPI	S	Opponent	Score	RPI	S	Opponent	Score
4	A	Stanford	27 92									164	A	San Jose St.	66 84
7	A	Gonzaga	44 84									193	A	Utah	49 87
												290	H	Pepperdine	52 53
LAST 12 Division I GAMES:															
				290	H	Pepperdine	52 53					193	A	Utah	49 87
				7	A	Gonzaga	44 84					164	A	San Jose St.	66 84
												4	A	Stanford	27 92

Non-Div I Games: Northwest Chrst. 81 62

Eastern Wash.

Average RPI Win:	286	WON-LOST	WINNING	LAST 10	STRENGTH OF	OPP. STRENGTH	TEAM	ADJ.	CONF.	ADJ CONF.
Average RPI Loss:	111	RECORD	PCT. RANK	GAMES	SCHEDULE	OF SCHEDULE	RPI	RPI	RPI	RPI
DIV. I ONLY	3- 4	199	0- 1	193	191	213	213	19	19	
DIV. I NON-CONF.	3- 4	198	0- 1	191	190	213	213	19	19	
TOTALS	RPI 1-25	RPI 26-50	W-L RECORDS	RPI 51-100	RPI 101-150	RPI 150+				
3- 4	0- 0	0- 0	OVERALL	0- 3	0- 0	3- 1				
2- 1	0- 0	0- 0	HOME	0- 0	0- 0	2- 1				
1- 2	0- 0	0- 0	AWAY	0- 2	0- 0	1- 0				
0- 1	0- 0	0- 0	NEUTRAL	0- 1	0- 0	0- 0				
3- 4	0- 0	0- 0	NON-CONFERENCE	0- 3	0- 0	3- 1				
2- 1	0- 0	0- 0	HOME	0- 0	0- 0	2- 1				
1- 2	0- 0	0- 0	AWAY	0- 2	0- 0	1- 0				
0- 1	0- 0	0- 0	NEUTRAL	0- 1	0- 0	0- 0				
0- 0	0- 0	0- 0	CONFERENCE	0- 0	0- 0	0- 0				
0- 0	0- 0	0- 0	HOME	0- 0	0- 0	0- 0				
0- 0	0- 0	0- 0	AWAY	0- 0	0- 0	0- 0				
0- 0	0- 0	0- 0	NEUTRAL	0- 0	0- 0	0- 0				

RPI S	Opponent	Score	RPI S	Opponent	Score	RPI S	Opponent	Score	RPI S	Opponent	Score	Team's RPI: 213
						71 A	North Carolina	46 76	202 H	Wake Forest	57 69	
						75 N	IUPUI	53 59	244 A	UNLV	50 44	
						94 A	Marist	55 63	305 H	Appalachian St.	67 66	
									309 H	Western Caro.	68 24	
LAST 12 Division I GAMES:												
			71 A	North Carolina	46 76	75 N	IUPUI	53 59				
			94 A	Marist	55 63	244 A	UNLV	50 44				
			305 H	Appalachian St.	67 66	202 H	Wake Forest	57 69				
			309 H	Western Caro.	68 24							

Non-Div I Games:

Elon

Average RPI Win: 317				WON-LOST		WINNING		LAST 10		STRENGTH OF		OPP. STRENGTH		TEAM		ADJ.		CONF.		ADJ CONF.	
Average RPI Loss: 181				RECORD		PCT. RANK		GAMES		SCHEDULE		OF SCHEDULE		RPI		RPI		RPI		RPI	
DIV. I ONLY				1- 5		302		0- 1		190		340		321		321		5		5	
DIV. I NON-CONF.				1- 5		301		0- 1		188		340		321		321		5		5	
TOTALS		RPI 1-25		RPI 26-50		W-L RECORDS		RPI 51-100		RPI 101-150		RPI 150+									
1- 5		0- 0		0- 0		OVERALL		0- 0		0- 2		1- 3									
1- 2		0- 0		0- 0		HOME		0- 0		0- 1		1- 1									
0- 3		0- 0		0- 0		AWAY		0- 0		0- 1		0- 2									
0- 0		0- 0		0- 0		NEUTRAL		0- 0		0- 0		0- 0									
1- 5		0- 0		0- 0		NON-CONFERENCE		0- 0		0- 2		1- 3									
1- 2		0- 0		0- 0		HOME		0- 0		0- 1		1- 1									
0- 3		0- 0		0- 0		AWAY		0- 0		0- 1		0- 2									
0- 0		0- 0		0- 0		NEUTRAL		0- 0		0- 0		0- 0									
0- 0		0- 0		0- 0		CONFERENCE		0- 0		0- 0		0- 0									
0- 0		0- 0		0- 0		HOME		0- 0		0- 0		0- 0									
0- 0		0- 0		0- 0		AWAY		0- 0		0- 0		0- 0									
0- 0		0- 0		0- 0		NEUTRAL		0- 0		0- 0		0- 0									

RPI 1-25				RPI 26-50				RPI 51-100				RPI 101+				Team's RPI: 321	
RPI	S	Opponent	Score	RPI	S	Opponent	Score	RPI	S	Opponent	Score	RPI	S	Opponent	Score		
												105	H	Murray St.	59	61	
												132	A	Austin Peay	64	80	
												167	A	Southeast Mo. St.	60	83	
												231	H	Eastern Ill.	44	90	
												271	A	SIUE	74	85	
												317	H	Marshall	66	62	
LAST 12 Division I GAMES:																	
				105	H	Murray St.	59	61	132	A	Austin Peay	64	80				
				317	H	Marshall	66	62	231	H	Eastern Ill.	44	90				
									271	A	SIUE	74	85				
									167	A	Southeast Mo. St.	60	83				

Non-Div I Games:	Brescia	77	61
------------------	---------	----	----

Evansville

Loss, Non-Conf, S Site, H Home A Away N Neutral

Average RPI Win:	141	WON-LOST	WINNING	LAST 10	STRENGTH OF	OPP. STRENGTH	TEAM	ADJ.	CONF.	ADJ CONF.
Average RPI Loss:	10	RECORD	PCT. RANK	GAMES	SCHEDULE	OF SCHEDULE	RPI	RPI	RPI	RPI
DIV. I ONLY	7- 1	30	0- 0	104	28	16	16	16	16	16
DIV. I NON-CONF.	7- 1	30	0- 0	104	28	16	16	16	16	16
TOTALS	RPI 1-25	RPI 26-50	W-L RECORDS	RPI 51-100	RPI 101-150	RPI 150+				
7- 1	0- 1	1- 0	OVERALL	1- 0	3- 0	2- 0				
1- 0	0- 0	0- 0	HOME	0- 0	1- 0	0- 0				
2- 1	0- 1	0- 0	AWAY	0- 0	1- 0	1- 0				
4- 0	0- 0	1- 0	NEUTRAL	1- 0	1- 0	1- 0				
7- 1	0- 1	1- 0	NON-CONFERENCE	1- 0	3- 0	2- 0				
1- 0	0- 0	0- 0	HOME	0- 0	1- 0	0- 0				
2- 1	0- 1	0- 0	AWAY	0- 0	1- 0	1- 0				
4- 0	0- 0	1- 0	NEUTRAL	1- 0	1- 0	1- 0				
0- 0	0- 0	0- 0	CONFERENCE	0- 0	0- 0	0- 0				
0- 0	0- 0	0- 0	HOME	0- 0	0- 0	0- 0				
0- 0	0- 0	0- 0	AWAY	0- 0	0- 0	0- 0				
0- 0	0- 0	0- 0	NEUTRAL	0- 0	0- 0	0- 0				

RPI 1-25				Team's RPI: 16				RPI 26-50				RPI 51-100				RPI 101+			
RPI	S	Opponent	Score	RPI	S	Opponent	Score	RPI	S	Opponent	Score	RPI	S	Opponent	Score				
10	A	Princeton	53 67	48	N	South Dakota St.	71 70	76	N	Notre Dame	69 60	110	H	UCF	72 50				
												118	A	Houston	57 45				
												143	N	South Fla.	81 77				
												189	N	Saint Francis (PA)	97 64				
												303	A	FIU	100 54				
LAST 12 Division I GAMES:																			
143	N	South Fla.	81 77	118	A	Houston	57 45												
76	N	Notre Dame	69 60	48	N	South Dakota St.	71 70												
189	N	Saint Francis (PA)	97 64																
10	A	Princeton	53 67																
110	H	UCF	72 50																
303	A	FIU	100 54																

Non-Div I Games: Webber Int'l 99 48 Fla. Memorial 91 47 Johnson & Wales (FL89 56























FGCU

Loss, Non-Conf, S Site, H Home A Away N Neutral

F
I
UF
I
U

FIU

Average RPI Win:	282	WON-LOST	WINNING	LAST 10	STRENGTH OF	OPP. STRENGTH	TEAM	ADJ.	CONF.	ADJ CONF.
Average RPI Loss:	98	RECORD	PCT. RANK	GAMES	SCHEDULE	OF SCHEDULE	RPI	RPI	RPI	RPI
DIV. I ONLY	3- 4	199	1- 0	235	181	223	223	21	21	
DIV. I NON-CONF.	3- 4	198	1- 0	234	178	223	223	20	20	
TOTALS	RPI 1-25	RPI 26-50	W-L RECORDS	RPI 51-100	RPI 101-150	RPI 150+				
3- 4	0- 0	0- 0	OVERALL	0- 3	0- 1	3- 0				
2- 1	0- 0	0- 0	HOME	0- 1	0- 0	2- 0				
1- 3	0- 0	0- 0	AWAY	0- 2	0- 1	1- 0				
0- 0	0- 0	0- 0	NEUTRAL	0- 0	0- 0	0- 0				
3- 4	0- 0	0- 0	NON-CONFERENCE	0- 3	0- 1	3- 0				
2- 1	0- 0	0- 0	HOME	0- 1	0- 0	2- 0				
1- 3	0- 0	0- 0	AWAY	0- 2	0- 1	1- 0				
0- 0	0- 0	0- 0	NEUTRAL	0- 0	0- 0	0- 0				
0- 0	0- 0	0- 0	CONFERENCE	0- 0	0- 0	0- 0				
0- 0	0- 0	0- 0	HOME	0- 0	0- 0	0- 0				
0- 0	0- 0	0- 0	AWAY	0- 0	0- 0	0- 0				
0- 0	0- 0	0- 0	NEUTRAL	0- 0	0- 0	0- 0				

RPI 1-25			RPI 26-50			RPI 51-100			RPI 101+			Team's RPI: 223
RPI	S	Opponent	Score	RPI	S	Opponent	Score	RPI	S	Opponent	Score	
						73  Temple	59  77	147  Rhode Island	41  74			
						79  Seton Hall	44  74	179  Navy	66	52		
						92  Dartmouth	51  52	332  Hofstra	73	64		
								334  LIU Brooklyn	53	51		
LAST 12 Division I GAMES:												
332		Hofstra	73	64	79	 Seton Hall	44	 74				
179		Navy	66	52	73	 Temple	59	 77				
147		Rhode Island	41	 74								
92		Dartmouth	51	 52								
334		LIU Brooklyn	53	51								

Non-Div I Games:

Fairfield

Average RPI Win:	296	WON-LOST	WINNING	LAST 10	STRENGTH OF	OPP. STRENGTH	TEAM	ADJ.	CONF.	ADJ CONF.
Average RPI Loss:	231	RECORD	PCT. RANK	GAMES	SCHEDULE	OF SCHEDULE	RPI	RPI	RPI	RPI
DIV. I ONLY	1- 7	317	1- 0	314	297	337	337	29	29	
DIV. I NON-CONF.	1- 7	316	1- 0	315	299	337	337	29	29	
TOTALS	RPI 1-25	RPI 26-50	W-L RECORDS	RPI 51-100	RPI 101-150	RPI 150+				
1- 7	0- 0	0- 0	OVERALL	0- 1	0- 0	1- 6				
0- 4	0- 0	0- 0	HOME	0- 1	0- 0	0- 3				
1- 3	0- 0	0- 0	AWAY	0- 0	0- 0	1- 3				
0- 0	0- 0	0- 0	NEUTRAL	0- 0	0- 0	0- 0				
1- 7	0- 0	0- 0	NON-CONFERENCE	0- 1	0- 0	1- 6				
0- 4	0- 0	0- 0	HOME	0- 1	0- 0	0- 3				
1- 3	0- 0	0- 0	AWAY	0- 0	0- 0	1- 3				
0- 0	0- 0	0- 0	NEUTRAL	0- 0	0- 0	0- 0				
0- 0	0- 0	0- 0	CONFERENCE	0- 0	0- 0	0- 0				
0- 0	0- 0	0- 0	HOME	0- 0	0- 0	0- 0				
0- 0	0- 0	0- 0	AWAY	0- 0	0- 0	0- 0				
0- 0	0- 0	0- 0	NEUTRAL	0- 0	0- 0	0- 0				

RPI S	Opponent	Score	RPI S	Opponent	Score	RPI S	Opponent	Score	RPI S	Opponent	Score	Team's RPI: 337
						86	H Binghamton	48 60	227	A Lafayette	29 61	
									240	H Manhattan	61 62	
									241	A Howard	56 64	
									242	H Army West Point	68 70	
									286	H Loyola Maryland	46 75	
									295	A Pittsburgh	60 69	
									296	A NJIT	68 59	
LAST 12 Division I GAMES:												
295	A Pittsburgh	60 69	296	A NJIT	68 59							
240	H Manhattan	61 62	241	A Howard	56 64							
286	H Loyola Maryland	46 75	242	H Army West Point	68 70							
227	A Lafayette	29 61	86	H Binghamton	48 60							

Non-Div I Games:

Fairleigh Dickinson

Average RPI Win:	227	WON-LOST	WINNING	LAST 10	STRENGTH OF	OPP. STRENGTH	TEAM	ADJ.	CONF.	ADJ CONF.
Average RPI Loss:	35	RECORD	PCT. RANK	GAMES	SCHEDULE	OF SCHEDULE	RPI	RPI	RPI	RPI
DIV. I ONLY	5- 3	105	0- 1	152	66	85	85	13	13	
DIV. I NON-CONF.	5- 3	104	0- 1	153	66	87	87	13	13	
TOTALS	RPI 1-25	RPI 26-50	W-L RECORDS	RPI 51-100	RPI 101-150	RPI 150+				
5- 3	0- 1	0- 2	OVERALL	0- 0	0- 0	5- 0				
3- 1	0- 0	0- 1	HOME	0- 0	0- 0	3- 0				
2- 2	0- 1	0- 1	AWAY	0- 0	0- 0	2- 0				
0- 0	0- 0	0- 0	NEUTRAL	0- 0	0- 0	0- 0				
5- 3	0- 1	0- 2	NON-CONFERENCE	0- 0	0- 0	5- 0				
3- 1	0- 0	0- 1	HOME	0- 0	0- 0	3- 0				
2- 2	0- 1	0- 1	AWAY	0- 0	0- 0	2- 0				
0- 0	0- 0	0- 0	NEUTRAL	0- 0	0- 0	0- 0				
0- 0	0- 0	0- 0	CONFERENCE	0- 0	0- 0	0- 0				
0- 0	0- 0	0- 0	HOME	0- 0	0- 0	0- 0				
0- 0	0- 0	0- 0	AWAY	0- 0	0- 0	0- 0				
0- 0	0- 0	0- 0	NEUTRAL	0- 0	0- 0	0- 0				

RPI 1-25				RPI 26-50				RPI 51-100				RPI 101+			
RPI	S	Opponent	Score	RPI	S	Opponent	Score	RPI	S	Opponent	Score	RPI	S	Opponent	Score
24	A	Iowa	53 85	35	H	Kansas	60 90					183	A	Hampton	64 63
				47	A	Richmond	55 57					195	H	Siena	83 39
												219	A	Western Mich.	80 79
												251	H	Little Rock	79 72
												286	H	Loyola Maryland	72 61
LAST 12 Division I GAMES:															
35	H	Kansas	60 90	219	A	Western Mich.	80 79								
286	H	Loyola Maryland	72 61	251	H	Little Rock	79 72								
				195	H	Siena	83 39								
				47	A	Richmond	55 57								
				183	A	Hampton	64 63								
				24	A	Iowa	53 85								

Non-Div I Games:

Average RPI Win:	277	WON-LOST	WINNING	LAST 10	STRENGTH OF	OPP. STRENGTH	TEAM	ADJ.	CONF.	ADJ CONF.
Average RPI Loss:	25	RECORD	PCT. RANK	GAMES	SCHEDULE	OF SCHEDULE	RPI	RPI	RPI	RPI
DIV. I ONLY	6- 3	84	0- 1	277	120	176	176	7	7	
DIV. I NON-CONF.	6- 3	82	0- 1	279	120	175	175	7	7	
TOTALS	RPI 1-25	RPI 26-50	W-L RECORDS	RPI 51-100	RPI 101-150	RPI 150+				
6- 3	0- 2	0- 1	OVERALL	0- 0	0- 0	6- 0				
4- 2	0- 2	0- 0	HOME	0- 0	0- 0	4- 0				
2- 1	0- 0	0- 1	AWAY	0- 0	0- 0	2- 0				
0- 0	0- 0	0- 0	NEUTRAL	0- 0	0- 0	0- 0				
6- 3	0- 2	0- 1	NON-CONFERENCE	0- 0	0- 0	6- 0				
4- 2	0- 2	0- 0	HOME	0- 0	0- 0	4- 0				
2- 1	0- 0	0- 1	AWAY	0- 0	0- 0	2- 0				
0- 0	0- 0	0- 0	NEUTRAL	0- 0	0- 0	0- 0				
0- 0	0- 0	0- 0	CONFERENCE	0- 0	0- 0	0- 0				
0- 0	0- 0	0- 0	HOME	0- 0	0- 0	0- 0				
0- 0	0- 0	0- 0	AWAY	0- 0	0- 0	0- 0				
0- 0	0- 0	0- 0	NEUTRAL	0- 0	0- 0	0- 0				

RPI 1-25				RPI 26-50				RPI 51-100				RPI 101+ Team's RPI: 176			
RPI	S	Opponent	Score	RPI	S	Opponent	Score	RPI	S	Opponent	Score	RPI	S	Opponent	Score
19	H	Indiana	49 73	35	A	Kansas	66 76					203	H	Samford	84 48
21	H	Florida St.	55 66									249	A	Grambling	72 65
												270	H	Presbyterian	60 46
												283	A	Prairie View	51 44
												307	H	Longwood	71 54
												351	H	Florida A&M	84 40
LAST 12 Division I GAMES:															
35	A	Kansas	66 76	203	H	Samford	84 48								
283	A	Prairie View	51 44	307	H	Longwood	71 54								
351	H	Florida A&M	84 40	249	A	Grambling	72 65								
21	H	Florida St.	55 66												
19	H	Indiana	49 73												
270	H	Presbyterian	60 46												

Non-Div I Games:

Florida

Average RPI Win:	0	WON-LOST	WINNING	LAST 10	STRENGTH OF	OPP. STRENGTH	TEAM	ADJ.	CONF.	ADJ CONF.
Average RPI Loss:	268	RECORD	PCT. RANK	GAMES	SCHEDULE	OF SCHEDULE	RPI	RPI	RPI	RPI
DIV. I ONLY	0- 6	334	0- 1	322	350	351	351	31	31	
DIV. I NON-CONF.	0- 6	334	0- 1	322	350	351	351	31	31	
TOTALS	RPI 1-25	RPI 26-50	W-L RECORDS	RPI 51-100	RPI 101-150	RPI 150+				
0- 6	0- 0	0- 0	OVERALL	0- 0	0- 1	0- 5				
0- 0	0- 0	0- 0	HOME	0- 0	0- 0	0- 0				
0- 6	0- 0	0- 0	AWAY	0- 0	0- 1	0- 5				
0- 0	0- 0	0- 0	NEUTRAL	0- 0	0- 0	0- 0				
0- 6	0- 0	0- 0	NON-CONFERENCE	0- 0	0- 1	0- 5				
0- 0	0- 0	0- 0	HOME	0- 0	0- 0	0- 0				
0- 6	0- 0	0- 0	AWAY	0- 0	0- 1	0- 5				
0- 0	0- 0	0- 0	NEUTRAL	0- 0	0- 0	0- 0				
0- 0	0- 0	0- 0	CONFERENCE	0- 0	0- 0	0- 0				
0- 0	0- 0	0- 0	HOME	0- 0	0- 0	0- 0				
0- 0	0- 0	0- 0	AWAY	0- 0	0- 0	0- 0				
0- 0	0- 0	0- 0	NEUTRAL	0- 0	0- 0	0- 0				

RPI 1-25			RPI 26-50			RPI 51-100			RPI 101+			Team's RPI: 351
RPI	S	Opponent	Score	RPI	S	Opponent	Score	RPI	S	Opponent	Score	
								129	A	Texas Tech	60	98
								176	A	Florida	40	84
								313	A	USC Upstate	61	74
								318	A	Alcorn	42	58
								333	A	Mississippi Val.	70	71
								338	A	Jacksonville St.	67	72
LAST 12 Division I GAMES:												
129	A	Texas Tech	60	98	318	A	Alcorn	42	58			
338	A	Jacksonville St.	67	72	333	A	Mississippi Val.	70	71			
313	A	USC Upstate	61	74	176	A	Florida	40	84			

Non-Div I Games: Johnson (FL) 102 40 Trinity Baptist 103 54

Florida A&M

Loss, Non-Conf, S Site, Home Away N Neutral

Average RPI Win:	177	WON-LOST	WINNING	LAST 10	STRENGTH OF	OPP. STRENGTH	TEAM	ADJ.	CONF.	ADJ CONF.
Average RPI Loss:	0	RECORD	PCT. RANK	GAMES	SCHEDULE	OF SCHEDULE	RPI	RPI	RPI	RPI
DIV. I ONLY	9- 0	1	1- 0	169	107	21	21	3	3	
DIV. I NON-CONF.	8- 0	1	0- 0	140	135	20	20	3	3	
TOTALS	RPI 1-25	RPI 26-50	W-L RECORDS	RPI 51-100	RPI 101-150	RPI 150+				
9- 0	0- 0	2- 0	OVERALL	1- 0	0- 0	6- 0				
4- 0	0- 0	0- 0	HOME	1- 0	0- 0	3- 0				
4- 0	0- 0	1- 0	AWAY	0- 0	0- 0	3- 0				
1- 0	0- 0	1- 0	NEUTRAL	0- 0	0- 0	0- 0				
8- 0	0- 0	2- 0	NON-CONFERENCE	1- 0	0- 0	5- 0				
4- 0	0- 0	0- 0	HOME	1- 0	0- 0	3- 0				
3- 0	0- 0	1- 0	AWAY	0- 0	0- 0	2- 0				
1- 0	0- 0	1- 0	NEUTRAL	0- 0	0- 0	0- 0				
1- 0	0- 0	0- 0	CONFERENCE	0- 0	0- 0	1- 0				
0- 0	0- 0	0- 0	HOME	0- 0	0- 0	0- 0				
1- 0	0- 0	0- 0	AWAY	0- 0	0- 0	1- 0				
0- 0	0- 0	0- 0	NEUTRAL	0- 0	0- 0	0- 0				

RPI 1-25			Team's RPI: 21		RPI 26-50			RPI 51-100				RPI 101+			
RPI	S	Opponent	Score	RPI	S	Opponent	Score	RPI	S	Opponent	Score	RPI	S	Opponent	Score
				33	N	Texas A&M	80 58	88	H	Michigan St.	78 68	176	A	Florida	66 55
				45	A	LSU	70 62					188	A	Clemson	81 64
												203	H	Samford	88 59
												218	H	Jacksonville	75 41
												312	H	Charleston So.	88 36
												326	A	UIC	86 42
LAST 12 Division I GAMES:															
				188	A	Clemson	81 64	176	A	Florida	66 55				
				88	H	Michigan St.	78 68	326	A	UIC	86 42				
				33	N	Texas A&M	80 58	203	H	Samford	88 59				
								218	H	Jacksonville	75 41				
								45	A	LSU	70 62				
								312	H	Charleston So.	88 36				

Non-Div I Games:

Florida St.

Average RPI Win: 158	WON-LOST	WINNING	LAST 10	STRENGTH OF	OPP. STRENGTH	TEAM	ADJ.	CONF.	ADJ CONF.
Average RPI Loss: 136	RECORD	PCT. RANK	GAMES	SCHEDULE	OF SCHEDULE	RPI	RPI	RPI	RPI
DIV. I ONLY	5- 5	162	1- 0	122	124	133	133	10	10
DIV. I NON-CONF.	5- 5	161	1- 0	122	124	132	132	10	10
TOTALS	RPI 1-25	RPI 26-50	W-L RECORDS	RPI 51-100	RPI 101-150	RPI 150+			
5- 5	0- 0	1- 1	OVERALL	1- 1	0- 1	3- 2			
2- 2	0- 0	0- 0	HOME	0- 1	0- 0	2- 1			
2- 2	0- 0	1- 0	AWAY	0- 0	0- 1	1- 1			
1- 1	0- 0	0- 1	NEUTRAL	1- 0	0- 0	0- 0			
5- 5	0- 0	1- 1	NON-CONFERENCE	1- 1	0- 1	3- 2			
2- 2	0- 0	0- 0	HOME	0- 1	0- 0	2- 1			
2- 2	0- 0	1- 0	AWAY	0- 0	0- 1	1- 1			
1- 1	0- 0	0- 1	NEUTRAL	1- 0	0- 0	0- 0			
0- 0	0- 0	0- 0	CONFERENCE	0- 0	0- 0	0- 0			
0- 0	0- 0	0- 0	HOME	0- 0	0- 0	0- 0			
0- 0	0- 0	0- 0	AWAY	0- 0	0- 0	0- 0			
0- 0	0- 0	0- 0	NEUTRAL	0- 0	0- 0	0- 0			

RPI 1-25				RPI 26-50				RPI 51-100				RPI 101+				Team's RPI: 133	
RPI	S	Opponent	Score	RPI	S	Opponent	Score	RPI	S	Opponent	Score	RPI	S	Opponent	Score		
				31	N	Arkansas	59 71	76	H	Notre Dame	55 60	149	A	Columbia	51 70		
				39	A	Charlotte	76 51	100	N	Lehigh	59 57	158	H	Villanova	66 73		
												187	H	Northeastern	74 58		
												224	H	Georgetown	67 54		
												240	A	Manhattan	51 45		
												267	A	Penn St.	59 72		
LAST 12 Division I GAMES:																	
				224	H	Georgetown	67 54	158	H	Villanova	66 73						
				240	A	Manhattan	51 45	267	A	Penn St.	59 72						
				100	N	Lehigh	59 57	149	A	Columbia	51 70						
				31	N	Arkansas	59 71	76	H	Notre Dame	55 60						
				39	A	Charlotte	76 51										
				187	H	Northeastern	74 58										

Non-Div I Games:

Fordham

Average RPI Win:	257	WON-LOST	WINNING	LAST 10	STRENGTH OF	OPP. STRENGTH	TEAM	ADJ.	CONF.	ADJ CONF.
Average RPI Loss:	123	RECORD	PCT. RANK	GAMES	SCHEDULE	OF SCHEDULE	RPI	RPI	RPI	RPI
DIV. I ONLY	7- 3	78	1- 0	286	187	162	162	20	20	
DIV. I NON-CONF.	5- 3	104	0- 0	268	195	173	173	21	21	
TOTALS	RPI 1-25	RPI 26-50	W-L RECORDS	RPI 51-100	RPI 101-150	RPI 150+				
7- 3	0- 0	0- 0	OVERALL	0- 1	0- 1	7- 1				
3- 1	0- 0	0- 0	HOME	0- 0	0- 1	3- 0				
3- 1	0- 0	0- 0	AWAY	0- 0	0- 0	3- 1				
1- 1	0- 0	0- 0	NEUTRAL	0- 1	0- 0	1- 0				
5- 3	0- 0	0- 0	NON-CONFERENCE	0- 1	0- 1	5- 1				
2- 1	0- 0	0- 0	HOME	0- 0	0- 1	2- 0				
2- 1	0- 0	0- 0	AWAY	0- 0	0- 0	2- 1				
1- 1	0- 0	0- 0	NEUTRAL	0- 1	0- 0	1- 0				
2- 0	0- 0	0- 0	CONFERENCE	0- 0	0- 0	2- 0				
1- 0	0- 0	0- 0	HOME	0- 0	0- 0	1- 0				
1- 0	0- 0	0- 0	AWAY	0- 0	0- 0	1- 0				
0- 0	0- 0	0- 0	NEUTRAL	0- 0	0- 0	0- 0				

RPI 1-25			RPI 26-50			RPI 51-100			RPI 101+			Team's RPI: 162
RPI	S	Opponent	Score	RPI	S	Opponent	Score	RPI	S	Opponent	Score	
						59 N Yale	67 87			144 H BYU	65 71	
										166 A Portland	64 75	
										220 A Montana	76 63	
										224 N Georgetown	82 69	
										244 A UNLV	72 66	
										263 H Utah St.	76 64	
										268 H UC Davis	73 65	
										282 H Northern Ariz.	83 66	
										298 A Cal Poly	79 52	
LAST 12 Division I GAMES:												
						224 N Georgetown	82 69			263 H Utah St.	76 64	
						59 N Yale	67 87			244 A UNLV	72 66	
						282 H Northern Ariz.	83 66			268 H UC Davis	73 65	
						144 H BYU	65 71			298 A Cal Poly	79 52	
						166 A Portland	64 75					
						220 A Montana	76 63					

Non-Div I Games:

Fresno St.

Average RPI Win:	202	WON-LOST	WINNING	LAST 10	STRENGTH OF	OPP. STRENGTH	TEAM	ADJ.	CONF.	ADJ CONF.
Average RPI Loss:	119	RECORD	PCT. RANK	GAMES	SCHEDULE	OF SCHEDULE	RPI	RPI	RPI	RPI
DIV. I ONLY	5- 3	105	1- 0	212	67	97	97	25	25	
DIV. I NON-CONF.	5- 3	104	1- 0	211	67	98	98	25	25	
TOTALS	RPI 1-25	RPI 26-50	W-L RECORDS	RPI 51-100	RPI 101-150	RPI 150+				
5- 3	0- 0	1- 0	OVERALL	0- 1	0- 1	4- 1				
3- 0	0- 0	0- 0	HOME	0- 0	0- 0	3- 0				
2- 3	0- 0	1- 0	AWAY	0- 1	0- 1	1- 1				
0- 0	0- 0	0- 0	NEUTRAL	0- 0	0- 0	0- 0				
5- 3	0- 0	1- 0	NON-CONFERENCE	0- 1	0- 1	4- 1				
3- 0	0- 0	0- 0	HOME	0- 0	0- 0	3- 0				
2- 3	0- 0	1- 0	AWAY	0- 1	0- 1	1- 1				
0- 0	0- 0	0- 0	NEUTRAL	0- 0	0- 0	0- 0				
0- 0	0- 0	0- 0	CONFERENCE	0- 0	0- 0	0- 0				
0- 0	0- 0	0- 0	HOME	0- 0	0- 0	0- 0				
0- 0	0- 0	0- 0	AWAY	0- 0	0- 0	0- 0				
0- 0	0- 0	0- 0	NEUTRAL	0- 0	0- 0	0- 0				

RPI 1-25			RPI 26-50			RPI 51-100			Team's RPI: 97	RPI 101+		
RPI	S	Opponent	Score	RPI	S	Opponent	Score	RPI	S	Opponent	Score	RPI
				47	A	Richmond	70 69	69	A	Middle Tenn.	62 78	101
										A	Vanderbilt	46 74
										A	Gardner-Webb	72 67
										H	Hampton	70 65
										A	Clemson	71 77
										H	Ga. Southern	78 63
										H	Georgia St.	62 55
LAST 12 Division I GAMES:												
101	A	Vanderbilt	46 74	47	A	Richmond	70 69	319	H	Georgia St.	62 55	
183	H	Hampton	70 65	175	A	Gardner-Webb	72 67	69	A	Middle Tenn.	62 78	
284	H	Ga. Southern	78 63									
188	A	Clemson	71 77									

Non-Div I Games: North Greenville 88 51

Furman

Ga. Southern

Through Games Of 12/10/19

Average RPI Win:	333	WON-LOST	WINNING	LAST 10	STRENGTH OF	OPP. STRENGTH	TEAM	ADJ.	CONF.	ADJ CONF.
Average RPI Loss:	180	RECORD	PCT. RANK	GAMES	SCHEDULE	OF SCHEDULE	RPI	RPI	RPI	RPI
DIV. I ONLY	2- 5	254	0- 1	234	345	284	284	22	22	
DIV. I NON-CONF.	2- 5	254	0- 1	233	345	285	285	22	22	
TOTALS	RPI 1-25	RPI 26-50	W-L RECORDS	RPI 51-100	RPI 101-150	RPI 150+				
2- 5	0- 0	0- 0	OVERALL	0- 1	0- 1	2- 3				
0- 2	0- 0	0- 0	HOME	0- 0	0- 1	0- 1				
2- 3	0- 0	0- 0	AWAY	0- 1	0- 0	2- 2				
0- 0	0- 0	0- 0	NEUTRAL	0- 0	0- 0	0- 0				
2- 5	0- 0	0- 0	NON-CONFERENCE	0- 1	0- 1	2- 3				
0- 2	0- 0	0- 0	HOME	0- 0	0- 1	0- 1				
2- 3	0- 0	0- 0	AWAY	0- 1	0- 0	2- 2				
0- 0	0- 0	0- 0	NEUTRAL	0- 0	0- 0	0- 0				
0- 0	0- 0	0- 0	CONFERENCE	0- 0	0- 0	0- 0				
0- 0	0- 0	0- 0	HOME	0- 0	0- 0	0- 0				
0- 0	0- 0	0- 0	AWAY	0- 0	0- 0	0- 0				
0- 0	0- 0	0- 0	NEUTRAL	0- 0	0- 0	0- 0				

RPI 1-25				RPI 26-50				RPI 51-100				RPI 101+				Team's RPI: 284	
RPI	S	Opponent	Score	RPI	S	Opponent	Score	RPI	S	Opponent	Score	RPI	S	Opponent	Score		
								97	A	Furman	63	78	120	H	North Dakota	56	69
												190	H	Kennesaw St.	69	95	
												208	A	Bethune-Cookman	57	75	
												287	A	Mercer	52	62	
												323	A	Wofford	70	57	
												343	A	Winthrop	91	47	
LAST 12 Division I GAMES:																	
				287	A	Mercer	52	62	343	A	Winthrop	91	47				
				323	A	Wofford	70	57	208	A	Bethune-Cookman	57	75				
									120	H	North Dakota	56	69				
									190	H	Kennesaw St.	69	95				
									97	A	Furman	63	78				

Non-Div I Games:

Ga. Southern

■ Loss,
 ■ Non-Conf,
 ■ S Site,
 ■ H Home
 ■ A Away
 N Neutral

Average RPI Win:	312	WON-LOST	WINNING	LAST 10	STRENGTH OF	OPP. STRENGTH	TEAM	ADJ.	CONF.	ADJ CONF.
Average RPI Loss:	62	RECORD	PCT. RANK	GAMES	SCHEDULE	OF SCHEDULE	RPI	RPI	RPI	RPI
DIV. I ONLY	3- 3	162	0- 1	179	241	175	175	30	30	
DIV. I NON-CONF.	3- 3	161	0- 1	177	240	174	174	30	30	
TOTALS	RPI 1-25	RPI 26-50	W-L RECORDS	RPI 51-100	RPI 101-150	RPI 150+				
3- 3	0- 0	0- 2	OVERALL	0- 1	0- 0	3- 0				
2- 1	0- 0	0- 0	HOME	0- 1	0- 0	2- 0				
1- 2	0- 0	0- 2	AWAY	0- 0	0- 0	1- 0				
0- 0	0- 0	0- 0	NEUTRAL	0- 0	0- 0	0- 0				
3- 3	0- 0	0- 2	NON-CONFERENCE	0- 1	0- 0	3- 0				
2- 1	0- 0	0- 0	HOME	0- 1	0- 0	2- 0				
1- 2	0- 0	0- 2	AWAY	0- 0	0- 0	1- 0				
0- 0	0- 0	0- 0	NEUTRAL	0- 0	0- 0	0- 0				
0- 0	0- 0	0- 0	CONFERENCE	0- 0	0- 0	0- 0				
0- 0	0- 0	0- 0	HOME	0- 0	0- 0	0- 0				
0- 0	0- 0	0- 0	AWAY	0- 0	0- 0	0- 0				
0- 0	0- 0	0- 0	NEUTRAL	0- 0	0- 0	0- 0				

RPI 1-25				RPI 26-50				RPI 51-100				RPI 101+ Team's RPI: 175			
RPI	S	Opponent	Score	RPI	S	Opponent	Score	RPI	S	Opponent	Score	RPI	S	Opponent	Score
				39	A	Charlotte	49 74	97	H	Furman	67 72	305	A	Appalachian St.	67 56
				49	A	Virginia Tech	65 87					309	H	Western Caro.	88 62
												323	H	Wofford	67 53
LAST 12 Division I GAMES:															
				97	H	Furman	67 72	49	A	Virginia Tech	65 87				
				309	H	Western Caro.	88 62								
				305	A	Appalachian St.	67 56								
				323	H	Wofford	67 53								
				39	A	Charlotte	49 74								

Non-Div I Games:

Gardner-Webb

Average RPI Win:	288	WON-LOST	WINNING	LAST 10	STRENGTH OF	OPP. STRENGTH	TEAM	ADJ.	CONF.	ADJ CONF.
Average RPI Loss:	101	RECORD	PCT. RANK	GAMES	SCHEDULE	OF SCHEDULE	RPI	RPI	RPI	RPI
DIV. I ONLY	4- 5	188	0- 1	87	299	170	170	10	10	
DIV. I NON-CONF.	4- 5	187	0- 1	87	301	167	167	10	10	
TOTALS	RPI 1-25	RPI 26-50	W-L RECORDS	RPI 51-100	RPI 101-150	RPI 150+				
4- 5	0- 0	0- 1	OVERALL	0- 1	0- 3	4- 0				
2- 3	0- 0	0- 1	HOME	0- 0	0- 2	2- 0				
2- 1	0- 0	0- 0	AWAY	0- 0	0- 1	2- 0				
0- 1	0- 0	0- 0	NEUTRAL	0- 1	0- 0	0- 0				
4- 5	0- 0	0- 1	NON-CONFERENCE	0- 1	0- 3	4- 0				
2- 3	0- 0	0- 1	HOME	0- 0	0- 2	2- 0				
2- 1	0- 0	0- 0	AWAY	0- 0	0- 1	2- 0				
0- 1	0- 0	0- 0	NEUTRAL	0- 1	0- 0	0- 0				
0- 0	0- 0	0- 0	CONFERENCE	0- 0	0- 0	0- 0				
0- 0	0- 0	0- 0	HOME	0- 0	0- 0	0- 0				
0- 0	0- 0	0- 0	AWAY	0- 0	0- 0	0- 0				
0- 0	0- 0	0- 0	NEUTRAL	0- 0	0- 0	0- 0				

RPI 1-25				RPI 26-50				RPI 51-100				RPI 101+				Team's RPI: 170	
RPI	S	Opponent	Score	RPI	S	Opponent	Score	RPI	S	Opponent	Score	RPI	S	Opponent	Score		
				49	H	Virginia Tech	58 77	57	N	Bradley	59 61	125	H	UMKC	58 64		
												131	H	Bucknell	51 64		
												141	A	Coastal Caro.	59 74		
												262	H	American	73 55		
												267	A	Penn St.	78 68		
												302	A	Col. of Charleston	72 61		
												322	H	Detroit Mercy	75 62		
LAST 12 Division I GAMES:																	
				131	H	Bucknell	51 64	141	A	Coastal Caro.	59 74						
				49	H	Virginia Tech	58 77	57	N	Bradley	59 61						
				302	A	Col. of Charleston	72 61	125	H	UMKC	58 64						
								267	A	Penn St.	78 68						
								262	H	American	73 55						
								322	H	Detroit Mercy	75 62						

Non-Div I Games:

George Mason

Average RPI Win:	210	WON-LOST	WINNING	LAST 10	STRENGTH OF	OPP. STRENGTH	TEAM	ADJ.	CONF.	ADJ CONF.
Average RPI Loss:	49	RECORD	PCT. RANK	GAMES	SCHEDULE	OF SCHEDULE	RPI	RPI	RPI	RPI
DIV. I ONLY	6- 4	119	0- 1	137	89	87	87	10	10	
DIV. I NON-CONF.	6- 4	120	0- 1	136	89	89	89	10	10	
TOTALS	RPI 1-25	RPI 26-50	W-L RECORDS	RPI 51-100	RPI 101-150	RPI 150+				
6- 4	0- 1	0- 2	OVERALL	0- 1	1- 0	5- 0				
2- 2	0- 1	0- 1	HOME	0- 0	0- 0	2- 0				
4- 2	0- 0	0- 1	AWAY	0- 1	1- 0	3- 0				
0- 0	0- 0	0- 0	NEUTRAL	0- 0	0- 0	0- 0				
6- 4	0- 1	0- 2	NON-CONFERENCE	0- 1	1- 0	5- 0				
2- 2	0- 1	0- 1	HOME	0- 0	0- 0	2- 0				
4- 2	0- 0	0- 1	AWAY	0- 1	1- 0	3- 0				
0- 0	0- 0	0- 0	NEUTRAL	0- 0	0- 0	0- 0				
0- 0	0- 0	0- 0	CONFERENCE	0- 0	0- 0	0- 0				
0- 0	0- 0	0- 0	HOME	0- 0	0- 0	0- 0				
0- 0	0- 0	0- 0	AWAY	0- 0	0- 0	0- 0				
0- 0	0- 0	0- 0	NEUTRAL	0- 0	0- 0	0- 0				

RPI 1-25				RPI 26-50				RPI 51-100				Team's RPI: 87	RPI 101+			
RPI	S	Opponent	Score	RPI	S	Opponent	Score	RPI	S	Opponent	Score		RPI	S	Opponent	Score
10	H	Princeton	50 75	43	H	Minnesota	50 83	100	A	Lehigh	53 59		148	A	Memphis	64 63
				44	A	Maryland	54 88						158	A	Villanova	68 56
													205	A	Quinnipiac	78 67
													215	A	Delaware	63 49
													224	H	Georgetown	52 49
													308	H	Coppin St.	54 35
LAST 12 Division I GAMES:																
43	H	Minnesota	50 83	224	H	Georgetown	52 49	44	A	Maryland	54 88		148	A	Memphis	64 63
205	A	Quinnipiac	78 67	100	A	Lehigh	53 59	10	H	Princeton	50 75		158	A	Villanova	68 56
215	A	Delaware	63 49													
308	H	Coppin St.	54 35													

Non-Div I Games:

George Washington

■ Loss,
 ■ Non-Conf, S Site,
 ■ Home
 ■ Away
 N Neutral

Average RPI Win:	303	WON-LOST	WINNING	LAST 10	STRENGTH OF	OPP. STRENGTH	TEAM	ADJ.	CONF.	ADJ CONF.
Average RPI Loss:	108	RECORD	PCT. RANK	GAMES	SCHEDULE	OF SCHEDULE	RPI	RPI	RPI	RPI
DIV. I ONLY	2- 7	293	0- 1	136	215	224	224	6	6	
DIV. I NON-CONF.	2- 7	293	0- 1	135	213	224	224	6	6	
TOTALS	RPI 1-25	RPI 26-50	W-L RECORDS	RPI 51-100	RPI 101-150	RPI 150+				
2- 7	0- 0	0- 1	OVERALL	0- 3	0- 2	2- 1				
0- 2	0- 0	0- 1	HOME	0- 1	0- 0	0- 0				
2- 4	0- 0	0- 0	AWAY	0- 2	0- 2	2- 0				
0- 1	0- 0	0- 0	NEUTRAL	0- 0	0- 0	0- 1				
2- 7	0- 0	0- 1	NON-CONFERENCE	0- 3	0- 2	2- 1				
0- 2	0- 0	0- 1	HOME	0- 1	0- 0	0- 0				
2- 4	0- 0	0- 0	AWAY	0- 2	0- 2	2- 0				
0- 1	0- 0	0- 0	NEUTRAL	0- 0	0- 0	0- 1				
0- 0	0- 0	0- 0	CONFERENCE	0- 0	0- 0	0- 0				
0- 0	0- 0	0- 0	HOME	0- 0	0- 0	0- 0				
0- 0	0- 0	0- 0	AWAY	0- 0	0- 0	0- 0				
0- 0	0- 0	0- 0	NEUTRAL	0- 0	0- 0	0- 0				

RPI 1-25				RPI 26-50				RPI 51-100				RPI 101+				Team's RPI: 224	
RPI	S	Opponent	Score	RPI	S	Opponent	Score	RPI	S	Opponent	Score	RPI	S	Opponent	Score		
				47	H	Richmond	49 51	78	H	James Madison	59 66	133	A	Fordham	54 67		
								87	A	George Washington	49 52	149	A	Columbia	49 54		
								99	A	Davidson	52 66	162	N	Fresno St.	69 82		
												295	A	Pittsburgh	66 56		
												310	A	LMU (CA)	64 53		
LAST 12 Division I GAMES:																	
				133	A	Fordham	54 67	295	A	Pittsburgh	66 56						
				149	A	Columbia	49 54	47	H	Richmond	49 51						
				162	N	Fresno St.	69 82	99	A	Davidson	52 66						
				310	A	LMU (CA)	64 53										
				87	A	George Washington	49 52										
				78	H	James Madison	59 66										

Non-Div I Games:

Georgetown

■ Loss,
 ■ Non-Conf,
 ■ S Site,
 ■ H Home
 ■ A Away
 N Neutral

Average RPI Win:	168	WON-LOST	WINNING	LAST 10	STRENGTH OF	OPP. STRENGTH	TEAM	ADJ.	CONF.	ADJ CONF.
Average RPI Loss:	71	RECORD	PCT. RANK	GAMES	SCHEDULE	OF SCHEDULE	RPI	RPI	RPI	RPI
DIV. I ONLY	6- 3	84	0- 1	19	209	52	52	7	7	
DIV. I NON-CONF.	6- 3	82	0- 1	21	209	52	52	7	7	
TOTALS	RPI 1-25	RPI 26-50	W-L RECORDS	RPI 51-100	RPI 101-150	RPI 150+				
6- 3	0- 0	1- 2	OVERALL	1- 0	1- 0	3- 1				
4- 2	0- 0	0- 1	HOME	0- 0	1- 0	3- 1				
0- 1	0- 0	0- 1	AWAY	0- 0	0- 0	0- 0				
2- 0	0- 0	1- 0	NEUTRAL	1- 0	0- 0	0- 0				
6- 3	0- 0	1- 2	NON-CONFERENCE	1- 0	1- 0	3- 1				
4- 2	0- 0	0- 1	HOME	0- 0	1- 0	3- 1				
0- 1	0- 0	0- 1	AWAY	0- 0	0- 0	0- 0				
2- 0	0- 0	1- 0	NEUTRAL	1- 0	0- 0	0- 0				
0- 0	0- 0	0- 0	CONFERENCE	0- 0	0- 0	0- 0				
0- 0	0- 0	0- 0	HOME	0- 0	0- 0	0- 0				
0- 0	0- 0	0- 0	AWAY	0- 0	0- 0	0- 0				
0- 0	0- 0	0- 0	NEUTRAL	0- 0	0- 0	0- 0				

RPI S	Opponent	Score	RPI S	Opponent	Score	RPI S	Opponent	Score	RPI S	Opponent	Score
			27 H	Georgia Tech	40 73	63 N	Butler	69 36	106 H	N.C. A&T	72 54
			29 A	Baylor	38 72				158 H	Villanova	58 63
			49 N	Virginia Tech	77 72				190 H	Kennesaw St.	80 65
									287 H	Mercer	76 60
									313 H	USC Upstate	67 53
LAST 12 Division I GAMES:											
			313 H	USC Upstate	67 53	29 A	Baylor	38 72			
			158 H	Villanova	58 63	49 N	Virginia Tech	77 72			
			287 H	Mercer	76 60	63 N	Butler	69 36			
			27 H	Georgia Tech	40 73						
			106 H	N.C. A&T	72 54						
			190 H	Kennesaw St.	80 65						

Non-Div I Games:

Georgia

Average RPI Win:	325	WON-LOST	WINNING	LAST 10	STRENGTH OF	OPP. STRENGTH	TEAM	ADJ.	CONF.	ADJ CONF.
Average RPI Loss:	172	RECORD	PCT. RANK	GAMES	SCHEDULE	OF SCHEDULE	RPI	RPI	RPI	RPI
DIV. I ONLY	1- 7	317	0- 1	223	263	319	319	22	22	
DIV. I NON-CONF.	1- 7	316	0- 1	222	263	318	318	22	22	
TOTALS	RPI 1-25	RPI 26-50	W-L RECORDS	RPI 51-100	RPI 101-150	RPI 150+				
1- 7	0- 0	0- 1	OVERALL	0- 1	0- 1	1- 4				
0- 3	0- 0	0- 0	HOME	0- 0	0- 0	0- 3				
0- 4	0- 0	0- 1	AWAY	0- 1	0- 1	0- 1				
1- 0	0- 0	0- 0	NEUTRAL	0- 0	0- 0	1- 0				
1- 7	0- 0	0- 1	NON-CONFERENCE	0- 1	0- 1	1- 4				
0- 3	0- 0	0- 0	HOME	0- 0	0- 0	0- 3				
0- 4	0- 0	0- 1	AWAY	0- 1	0- 1	0- 1				
1- 0	0- 0	0- 0	NEUTRAL	0- 0	0- 0	1- 0				
0- 0	0- 0	0- 0	CONFERENCE	0- 0	0- 0	0- 0				
0- 0	0- 0	0- 0	HOME	0- 0	0- 0	0- 0				
0- 0	0- 0	0- 0	AWAY	0- 0	0- 0	0- 0				
0- 0	0- 0	0- 0	NEUTRAL	0- 0	0- 0	0- 0				

RPI 1-25			RPI 26-50			RPI 51-100			RPI 101+			Team's RPI: 319
RPI	S	Opponent	Score	RPI	S	Opponent	Score	RPI	S	Opponent	Score	
				27	A	Georgia Tech	28 69	97	A	Furman	55 62	
										114	A	UNC Greensboro 49 64
										185	H	Alabama A&M 52 67
										199	A	UTEP 68 71
										277	H	Toledo 48 74
										303	H	FIU 63 70
										325	N	New Mexico St. 59 51
LAST 12 Division I GAMES:												
303	H	FIU	63 70	114	A	UNC Greensboro	49 64					
277	H	Toledo	48 74	97	A	Furman	55 62					
				199	A	UTEP	68 71					
				325	N	New Mexico St.	59 51					
				185	H	Alabama A&M	52 67					
				27	A	Georgia Tech	28 69					

Non-Div I Games:

Georgia St.

Average RPI Win: 152		WON-LOST	WINNING	LAST 10	STRENGTH OF	OPP. STRENGTH	TEAM	ADJ.	CONF.	ADJ CONF.
Average RPI Loss: 23		RECORD	PCT. RANK	GAMES	SCHEDULE	OF SCHEDULE	RPI	RPI	RPI	RPI
DIV. I ONLY		7- 1	30	0- 1	110	38	27	27	3	3
DIV. I NON-CONF.		7- 1	30	0- 1	110	38	27	27	3	3
TOTALS	RPI 1-25	RPI 26-50		W-L RECORDS		RPI 51-100	RPI 101-150	RPI 150+		
7- 1	0- 1	0- 0		OVERALL		3- 0	1- 0	3- 0		
4- 0	0- 0	0- 0		HOME		1- 0	1- 0	2- 0		
2- 0	0- 0	0- 0		AWAY		1- 0	0- 0	1- 0		
1- 1	0- 1	0- 0		NEUTRAL		1- 0	0- 0	0- 0		
7- 1	0- 1	0- 0		NON-CONFERENCE		3- 0	1- 0	3- 0		
4- 0	0- 0	0- 0		HOME		1- 0	1- 0	2- 0		
2- 0	0- 0	0- 0		AWAY		1- 0	0- 0	1- 0		
1- 1	0- 1	0- 0		NEUTRAL		1- 0	0- 0	0- 0		
0- 0	0- 0	0- 0		CONFERENCE		0- 0	0- 0	0- 0		
0- 0	0- 0	0- 0		HOME		0- 0	0- 0	0- 0		
0- 0	0- 0	0- 0		AWAY		0- 0	0- 0	0- 0		
0- 0	0- 0	0- 0		NEUTRAL		0- 0	0- 0	0- 0		

RPI 1-25				Team's RPI: 27		RPI 51-100				RPI 101+					
RPI	S	Opponent	Score	RPI	S	Opponent	Score	RPI	S	Opponent	Score	RPI	S	Opponent	Score
23	N	Rutgers	43 46					52	A	Georgia	73 40	118	H	Houston	69 38
								55	H	Wisconsin	60 41	190	A	Kennesaw St.	63 47
								79	N	Seton Hall	79 54	249	H	Grambling	89 42
												319	H	Georgia St.	69 28
LAST 12 Division I GAMES:															
				23	N	Rutgers	43 46	319	H	Georgia St.	69 28				
				190	A	Kennesaw St.	63 47	52	A	Georgia	73 40				
				55	H	Wisconsin	60 41	249	H	Grambling	89 42				
				79	N	Seton Hall	79 54	118	H	Houston	69 38				

Non-Div I Games:

Georgia Tech

Loss, Non-Conf, S Site, H Home A Away N Neutral

Average RPI Win:	111	WON-LOST	WINNING	LAST 10	STRENGTH OF	OPP. STRENGTH	TEAM	ADJ.	CONF.	ADJ CONF.
Average RPI Loss:	4	RECORD	PCT. RANK	GAMES	SCHEDULE	OF SCHEDULE	RPI	RPI	RPI	RPI
DIV. I ONLY	8- 1	19	1- 0	60	3	7	7	11	11	
DIV. I NON-CONF.	8- 1	19	1- 0	59	3	7	7	11	11	
TOTALS	RPI 1-25	RPI 26-50	W-L RECORDS	RPI 51-100	RPI 101-150	RPI 150+				
8- 1	1- 1	0- 0	OVERALL	3- 0	2- 0	2- 0				
3- 0	0- 0	0- 0	HOME	1- 0	1- 0	1- 0				
2- 1	0- 1	0- 0	AWAY	1- 0	1- 0	0- 0				
3- 0	1- 0	0- 0	NEUTRAL	1- 0	0- 0	1- 0				
8- 1	1- 1	0- 0	NON-CONFERENCE	3- 0	2- 0	2- 0				
3- 0	0- 0	0- 0	HOME	1- 0	1- 0	1- 0				
2- 1	0- 1	0- 0	AWAY	1- 0	1- 0	0- 0				
3- 0	1- 0	0- 0	NEUTRAL	1- 0	0- 0	1- 0				
0- 0	0- 0	0- 0	CONFERENCE	0- 0	0- 0	0- 0				
0- 0	0- 0	0- 0	HOME	0- 0	0- 0	0- 0				
0- 0	0- 0	0- 0	AWAY	0- 0	0- 0	0- 0				
0- 0	0- 0	0- 0	NEUTRAL	0- 0	0- 0	0- 0				

RPI	S	Opponent	Score	RPI	S	Opponent	Score	RPI	S	Opponent	Score	RPI	S	Opponent	Score
4	A	Stanford	70 76					66	H	CSU Bakersfield	92 48	121	A	Montana St.	70 55
25	N	Purdue	63 50					69	N	Middle Tenn.	62 50	145	H	UT Martin	78 55
								83	A	Washington St.	76 53	155	N	Dayton	76 65
												221	H	Eastern Wash.	84 44
LAST 12 Division I GAMES:															
83	A	Washington St.	76 53	69	N	Middle Tenn.	62 50								
121	A	Montana St.	70 55	25	N	Purdue	63 50								
155	N	Dayton	76 65	66	H	CSU Bakersfield	92 48								
221	H	Eastern Wash.	84 44												
4	A	Stanford	70 76												
145	H	UT Martin	78 55												

Non-Div I Games:

Gonzaga

Average RPI Win:	0	WON-LOST	WINNING	LAST 10	STRENGTH OF	OPP. STRENGTH	TEAM	ADJ.	CONF.	ADJ CONF.
Average RPI Loss:	115	RECORD	PCT. RANK	GAMES	SCHEDULE	OF SCHEDULE	RPI	RPI	RPI	RPI
DIV. I ONLY	0- 6	334	0- 1	17	276	249	249	28	28	
DIV. I NON-CONF.	0- 6	334	0- 1	18	278	249	249	28	28	
TOTALS	RPI 1-25	RPI 26-50	W-L RECORDS	RPI 51-100	RPI 101-150	RPI 150+				
0- 6	0- 0	0- 3	OVERALL	0- 1	0- 0	0- 2				
0- 2	0- 0	0- 0	HOME	0- 1	0- 0	0- 1				
0- 4	0- 0	0- 3	AWAY	0- 0	0- 0	0- 1				
0- 0	0- 0	0- 0	NEUTRAL	0- 0	0- 0	0- 0				
0- 6	0- 0	0- 3	NON-CONFERENCE	0- 1	0- 0	0- 2				
0- 2	0- 0	0- 0	HOME	0- 1	0- 0	0- 1				
0- 4	0- 0	0- 3	AWAY	0- 0	0- 0	0- 1				
0- 0	0- 0	0- 0	NEUTRAL	0- 0	0- 0	0- 0				
0- 0	0- 0	0- 0	CONFERENCE	0- 0	0- 0	0- 0				
0- 0	0- 0	0- 0	HOME	0- 0	0- 0	0- 0				
0- 0	0- 0	0- 0	AWAY	0- 0	0- 0	0- 0				
0- 0	0- 0	0- 0	NEUTRAL	0- 0	0- 0	0- 0				

RPI 1-25				RPI 26-50				RPI 51-100				RPI 101+				Team's RPI: 249	
RPI	S	Opponent	Score	RPI	S	Opponent	Score	RPI	S	Opponent	Score	RPI	S	Opponent	Score		
				27	A	Georgia Tech	42 89	82	H	UT Arlington	54 88	176	H	Florida	65 72		
				29	A	Baylor	46 120					347	A	Northwestern St.	61 65		
				30	A	Kentucky	35 81										
LAST 12 Division I GAMES:																	
				176	H	Florida	65 72	347	A	Northwestern St.	61 65						
								30	A	Kentucky	35 81						
								82	H	UT Arlington	54 88						
								27	A	Georgia Tech	42 89						
								29	A	Baylor	46 120						

Non-Div I Games: Centenary (LA) 106 42

Grambling

■ Loss,
 ■ Non-Conf, S Site,
 ■ Home
 ■ Away
 N Neutral

Average RPI Win: 140		WON-LOST	WINNING	LAST 10	STRENGTH OF	OPP. STRENGTH	TEAM	ADJ.	CONF.	ADJ CONF.
Average RPI Loss: 184		RECORD	PCT. RANK	GAMES	SCHEDULE	OF SCHEDULE	RPI	RPI	RPI	RPI
DIV. I ONLY		1- 5	302	0- 1	96	323	285	285	32	32
DIV. I NON-CONF.		1- 5	301	0- 1	96	323	286	286	32	32
TOTALS	RPI 1-25	RPI 26-50		W-L RECORDS	RPI 51-100		RPI 101-150	RPI 150+		
1- 5	0- 0	0- 0		OVERALL	0- 0		1- 1	0- 4		
1- 2	0- 0	0- 0		HOME	0- 0		1- 1	0- 1		
0- 3	0- 0	0- 0		AWAY	0- 0		0- 0	0- 3		
0- 0	0- 0	0- 0		NEUTRAL	0- 0		0- 0	0- 0		
1- 5	0- 0	0- 0		NON-CONFERENCE	0- 0		1- 1	0- 4		
1- 2	0- 0	0- 0		HOME	0- 0		1- 1	0- 1		
0- 3	0- 0	0- 0		AWAY	0- 0		0- 0	0- 3		
0- 0	0- 0	0- 0		NEUTRAL	0- 0		0- 0	0- 0		
0- 0	0- 0	0- 0		CONFERENCE	0- 0		0- 0	0- 0		
0- 0	0- 0	0- 0		HOME	0- 0		0- 0	0- 0		
0- 0	0- 0	0- 0		AWAY	0- 0		0- 0	0- 0		
0- 0	0- 0	0- 0		NEUTRAL	0- 0		0- 0	0- 0		

RPI 1-25				RPI 26-50				RPI 51-100				RPI 101+				Team's RPI: 285	
RPI	S	Opponent	Score	RPI	S	Opponent	Score	RPI	S	Opponent	Score	RPI	S	Opponent	Score		
												120	H	North Dakota	76	78	
												140	H	Southern Utah	69	65	
												166	A	Portland	41	73	
												174	A	Portland St.	46	69	
												220	A	Montana	67	72	
												239	H	Cal St. Fullerton	70	80	
LAST 12 Division I GAMES:																	
				166	A	Portland	41	73	120	H	North Dakota	76	78				
				174	A	Portland St.	46	69									
				239	H	Cal St. Fullerton	70	80									
				220	A	Montana	67	72									
				140	H	Southern Utah	69	65									

Non-Div I Games: Benedictine Mesa 72 53

Grand Canyon

■ Loss, ■ Non-Conf, S Site, H Home A Away N Neutral

Average RPI Win:	164	WON-LOST	WINNING	LAST 10	STRENGTH OF	OPP. STRENGTH	TEAM	ADJ.	CONF.	ADJ CONF.
Average RPI Loss:	20	RECORD	PCT. RANK	GAMES	SCHEDULE	OF SCHEDULE	RPI	RPI	RPI	RPI
DIV. I ONLY	5- 4	144	1- 0	40	10	61	61	15	15	
DIV. I NON-CONF.	5- 4	144	1- 0	38	10	62	62	15	15	
TOTALS	RPI 1-25	RPI 26-50	W-L RECORDS	RPI 51-100	RPI 101-150	RPI 150+				
5- 4	0- 3	0- 1	OVERALL	0- 0	3- 0	2- 0				
1- 3	0- 2	0- 1	HOME	0- 0	0- 0	1- 0				
2- 0	0- 0	0- 0	AWAY	0- 0	1- 0	1- 0				
2- 1	0- 1	0- 0	NEUTRAL	0- 0	2- 0	0- 0				
5- 4	0- 3	0- 1	NON-CONFERENCE	0- 0	3- 0	2- 0				
1- 3	0- 2	0- 1	HOME	0- 0	0- 0	1- 0				
2- 0	0- 0	0- 0	AWAY	0- 0	1- 0	1- 0				
2- 1	0- 1	0- 0	NEUTRAL	0- 0	2- 0	0- 0				
0- 0	0- 0	0- 0	CONFERENCE	0- 0	0- 0	0- 0				
0- 0	0- 0	0- 0	HOME	0- 0	0- 0	0- 0				
0- 0	0- 0	0- 0	AWAY	0- 0	0- 0	0- 0				
0- 0	0- 0	0- 0	NEUTRAL	0- 0	0- 0	0- 0				

RPI 1-25				RPI 26-50				RPI 51-100				RPI 101+			
RPI	S	Opponent	Score	RPI	S	Opponent	Score	RPI	S	Opponent	Score	RPI	S	Opponent	Score
6	H	DePaul	65 76	50	H	Marquette	47 60					102	A	Central Mich.	111 105
11	N	Mississippi St.	58 83									112	N	Bowling Green	73 54
14	H	South Dakota	60 66									115	N	Syracuse	79 73
												169	H	Missouri	72 64
												324	A	Chicago St.	102 46
LAST 12 Division I GAMES:															
50	H	Marquette	47 60	324	A	Chicago St.	102 46								
169	H	Missouri	72 64	11	N	Mississippi St.	58 83								
14	H	South Dakota	60 66	115	N	Syracuse	79 73								
102	A	Central Mich.	111 105	6	H	DePaul	65 76								
				112	N	Bowling Green	73 54								

Non-Div I Games:

Green Bay

■ Loss,
 ■ Non-Conf,
 ■ S Site,
 ■ H Home
 ■ A Away
 N Neutral

Average RPI Win:	206	WON-LOST	WINNING	LAST 10	STRENGTH OF	OPP. STRENGTH	TEAM	ADJ.	CONF.	ADJ CONF.
Average RPI Loss:	132	RECORD	PCT. RANK	GAMES	SCHEDULE	OF SCHEDULE	RPI	RPI	RPI	RPI
DIV. I ONLY	2- 3	214	0- 1	147	248	183	183	30	30	
DIV. I NON-CONF.	2- 3	215	0- 1	148	248	182	182	30	30	
TOTALS	RPI 1-25	RPI 26-50	W-L RECORDS	RPI 51-100	RPI 101-150	RPI 150+				
2- 3	0- 0	0- 0	OVERALL	0- 2	1- 0	1- 1				
0- 2	0- 0	0- 0	HOME	0- 1	0- 0	0- 1				
2- 1	0- 0	0- 0	AWAY	0- 1	1- 0	1- 0				
0- 0	0- 0	0- 0	NEUTRAL	0- 0	0- 0	0- 0				
2- 3	0- 0	0- 0	NON-CONFERENCE	0- 2	1- 0	1- 1				
0- 2	0- 0	0- 0	HOME	0- 1	0- 0	0- 1				
2- 1	0- 0	0- 0	AWAY	0- 1	1- 0	1- 0				
0- 0	0- 0	0- 0	NEUTRAL	0- 0	0- 0	0- 0				
0- 0	0- 0	0- 0	CONFERENCE	0- 0	0- 0	0- 0				
0- 0	0- 0	0- 0	HOME	0- 0	0- 0	0- 0				
0- 0	0- 0	0- 0	AWAY	0- 0	0- 0	0- 0				
0- 0	0- 0	0- 0	NEUTRAL	0- 0	0- 0	0- 0				

RPI 1-25			RPI 26-50			RPI 51-100			RPI 101+			Team's RPI: 183
RPI	S	Opponent	Score	RPI	S	Opponent	Score	RPI	S	Opponent	Score	
						85	H Fla. Atlantic	63	64	117	A Alabama	64 61
						97	A Furman	65	70	214	H Norfolk St.	56 77
										294	A Chattanooga	84 55
LAST 12 Division I GAMES:												
214	H	Norfolk St.	56	77	85	H	Fla. Atlantic	63	64			
97	A	Furman	65	70	294	A	Chattanooga	84	55			
					117	A	Alabama	64	61			

Non-Div I Games:

Hampton

Average RPI Win:	0	WON-LOST	WINNING	LAST 10	STRENGTH OF	OPP. STRENGTH	TEAM	ADJ.	CONF.	ADJ CONF.
Average RPI Loss:	150	RECORD	PCT. RANK	GAMES	SCHEDULE	OF SCHEDULE	RPI	RPI	RPI	RPI
DIV. I ONLY	0- 10	334	0- 1	30	321	281	281	27	27	
DIV. I NON-CONF.	0- 10	334	0- 1	29	321	282	282	27	27	
TOTALS	RPI 1-25	RPI 26-50	W-L RECORDS	RPI 51-100	RPI 101-150	RPI 150+				
0- 10	0- 1	0- 0	OVERALL	0- 3	0- 2	0- 4				
0- 4	0- 0	0- 0	HOME	0- 1	0- 1	0- 2				
0- 6	0- 1	0- 0	AWAY	0- 2	0- 1	0- 2				
0- 0	0- 0	0- 0	NEUTRAL	0- 0	0- 0	0- 0				
0- 10	0- 1	0- 0	NON-CONFERENCE	0- 3	0- 2	0- 4				
0- 4	0- 0	0- 0	HOME	0- 1	0- 1	0- 2				
0- 6	0- 1	0- 0	AWAY	0- 2	0- 1	0- 2				
0- 0	0- 0	0- 0	NEUTRAL	0- 0	0- 0	0- 0				
0- 0	0- 0	0- 0	CONFERENCE	0- 0	0- 0	0- 0				
0- 0	0- 0	0- 0	HOME	0- 0	0- 0	0- 0				
0- 0	0- 0	0- 0	AWAY	0- 0	0- 0	0- 0				
0- 0	0- 0	0- 0	NEUTRAL	0- 0	0- 0	0- 0				

RPI 1-25				RPI 26-50				RPI 51-100				RPI 101+ Team's RPI: 281			
RPI	S	Opponent	Score	RPI	S	Opponent	Score	RPI	S	Opponent	Score	RPI	S	Opponent	Score
10	A	Princeton	42 73					64	H	Providence	57 75	122	A	Harvard	44 53
								88	A	Michigan St.	34 79	147	H	Rhode Island	56 68
								93	A	Penn	46 74	168	A	William & Mary	44 61
												184	A	Massachusetts	48 74
												296	H	NJIT	52 61
												332	H	Hofstra	41 43
LAST 12 Division I GAMES:															
168	A	William & Mary	44 61	10	A	Princeton	42 73								
88	A	Michigan St.	34 79	296	H	NJIT	52 61								
122	A	Harvard	44 53	93	A	Penn	46 74								
184	A	Massachusetts	48 74	332	H	Hofstra	41 43								
64	H	Providence	57 75												
147	H	Rhode Island	56 68												

Non-Div I Games:

Hartford

Average RPI Win:	190	WON-LOST	WINNING	LAST 10	STRENGTH OF	OPP. STRENGTH	TEAM	ADJ.	CONF.	ADJ CONF.
Average RPI Loss:	116	RECORD	PCT. RANK	GAMES	SCHEDULE	OF SCHEDULE	RPI	RPI	RPI	RPI
DIV. I ONLY	7- 3	78	1- 0	289	35	122	122	8	8	
DIV. I NON-CONF.	7- 3	79	1- 0	289	35	121	121	8	8	
TOTALS	RPI 1-25	RPI 26-50	W-L RECORDS	RPI 51-100	RPI 101-150	RPI 150+				
7- 3	0- 1	0- 0	OVERALL	1- 0	0- 1	6- 1				
3- 1	0- 0	0- 0	HOME	1- 0	0- 0	2- 1				
4- 2	0- 1	0- 0	AWAY	0- 0	0- 1	4- 0				
0- 0	0- 0	0- 0	NEUTRAL	0- 0	0- 0	0- 0				
7- 3	0- 1	0- 0	NON-CONFERENCE	1- 0	0- 1	6- 1				
3- 1	0- 0	0- 0	HOME	1- 0	0- 0	2- 1				
4- 2	0- 1	0- 0	AWAY	0- 0	0- 1	4- 0				
0- 0	0- 0	0- 0	NEUTRAL	0- 0	0- 0	0- 0				
0- 0	0- 0	0- 0	CONFERENCE	0- 0	0- 0	0- 0				
0- 0	0- 0	0- 0	HOME	0- 0	0- 0	0- 0				
0- 0	0- 0	0- 0	AWAY	0- 0	0- 0	0- 0				
0- 0	0- 0	0- 0	NEUTRAL	0- 0	0- 0	0- 0				

RPI	S	Opponent	Score	RPI	S	Opponent	Score	RPI	S	Opponent	Score	RPI	S	Opponent	Score	Team's RPI: 122
23	A	Rutgers	46 74					56	H	California	56 53	139	A	La Salle	69 75	
												160	A	Northern Ill.	59 53	
												187	H	Northeastern	44 46	
												195	H	Siena	68 51	
												204	A	Boston U.	66 39	
												205	A	Quinnipiac	77 68	
												229	A	Maine	69 40	
												281	H	Hartford	53 44	
LAST 12 Division I GAMES:																
23	A	Rutgers	46 74	229	A	Maine	69 40									
139	A	La Salle	69 75	187	H	Northeastern	44 46									
195	H	Siena	68 51	205	A	Quinnipiac	77 68									
56	H	California	56 53	204	A	Boston U.	66 39									
160	A	Northern Ill.	59 53	281	H	Hartford	53 44									

Non-Div I Games:

Harvard

■ Loss,
 ■ Non-Conf, S Site,
 ■ Home
 ■ Away
 N Neutral

Average RPI Win:	244	WON-LOST	WINNING	LAST 10	STRENGTH OF	OPP. STRENGTH	TEAM	ADJ.	CONF.	ADJ CONF.
Average RPI Loss:	107	RECORD	PCT. RANK	GAMES	SCHEDULE	OF SCHEDULE	RPI	RPI	RPI	RPI
DIV. I ONLY	5- 5	162	1- 0	118	182	157	157	24	24	
DIV. I NON-CONF.	5- 5	161	1- 0	118	179	156	156	24	24	
TOTALS	RPI 1-25	RPI 26-50	W-L RECORDS	RPI 51-100	RPI 101-150	RPI 150+				
5- 5	0- 2	0- 0	OVERALL	0- 1	1- 1	4- 1				
3- 3	0- 1	0- 0	HOME	0- 1	1- 1	2- 0				
2- 2	0- 1	0- 0	AWAY	0- 0	0- 0	2- 1				
0- 0	0- 0	0- 0	NEUTRAL	0- 0	0- 0	0- 0				
5- 5	0- 2	0- 0	NON-CONFERENCE	0- 1	1- 1	4- 1				
3- 3	0- 1	0- 0	HOME	0- 1	1- 1	2- 0				
2- 2	0- 1	0- 0	AWAY	0- 0	0- 0	2- 1				
0- 0	0- 0	0- 0	NEUTRAL	0- 0	0- 0	0- 0				
0- 0	0- 0	0- 0	CONFERENCE	0- 0	0- 0	0- 0				
0- 0	0- 0	0- 0	HOME	0- 0	0- 0	0- 0				
0- 0	0- 0	0- 0	AWAY	0- 0	0- 0	0- 0				
0- 0	0- 0	0- 0	NEUTRAL	0- 0	0- 0	0- 0				

RPI	S	Opponent	Score	RPI	S	Opponent	Score	RPI	S	Opponent	Score	RPI	S	Opponent	Score	Team's RPI: 157
1	A	Oregon St.	32 64					67	H	Texas Southern	57 74	126	H	Texas	73 60	
17	H	NC State	59 68									138	H	North Texas	60 66	
												156	A	Washington	62 50	
												290	A	Pepperdine	52 51	
												304	H	San Diego St.	61 58	
												310	A	LMU (CA)	51 65	
												345	H	UTSA	62 50	
LAST 12 Division I GAMES:																
156	A	Washington	62 50	1	A	Oregon St.	32 64	126	H	Texas	73 60	17	H	NC State	59 68	
290	A	Pepperdine	52 51	126	H	Texas	73 60	138	H	North Texas	60 66	67	H	Texas Southern	57 74	
310	A	LMU (CA)	51 65	17	H	NC State	59 68	345	H	UTSA	62 50					
304	H	San Diego St.	61 58													

Non-Div I Games:

Hawaii

■ Loss,
■ Non-Conf, S Site,
■ Home
■ Away
N Neutral

Average RPI Win:	306	WON-LOST	WINNING	LAST 10	STRENGTH OF	OPP. STRENGTH	TEAM	ADJ.	CONF.	ADJ CONF.
Average RPI Loss:	180	RECORD	PCT. RANK	GAMES	SCHEDULE	OF SCHEDULE	RPI	RPI	RPI	RPI
DIV. I ONLY	2- 5	254	0- 1	285	253	301	301	30	30	
DIV. I NON-CONF.	2- 5	254	0- 1	287	253	301	301	30	30	
TOTALS	RPI 1-25	RPI 26-50	W-L RECORDS	RPI 51-100	RPI 101-150	RPI 150+				
2- 5	0- 1	0- 0	OVERALL	0- 1	0- 0	2- 3				
1- 2	0- 0	0- 0	HOME	0- 1	0- 0	1- 1				
1- 3	0- 1	0- 0	AWAY	0- 0	0- 0	1- 2				
0- 0	0- 0	0- 0	NEUTRAL	0- 0	0- 0	0- 0				
2- 5	0- 1	0- 0	NON-CONFERENCE	0- 1	0- 0	2- 3				
1- 2	0- 0	0- 0	HOME	0- 1	0- 0	1- 1				
1- 3	0- 1	0- 0	AWAY	0- 0	0- 0	1- 2				
0- 0	0- 0	0- 0	NEUTRAL	0- 0	0- 0	0- 0				
0- 0	0- 0	0- 0	CONFERENCE	0- 0	0- 0	0- 0				
0- 0	0- 0	0- 0	HOME	0- 0	0- 0	0- 0				
0- 0	0- 0	0- 0	AWAY	0- 0	0- 0	0- 0				
0- 0	0- 0	0- 0	NEUTRAL	0- 0	0- 0	0- 0				

RPI 1-25				RPI 26-50				RPI 51-100				RPI 101+ Team's RPI: 301			
RPI	S	Opponent	Score	RPI	S	Opponent	Score	RPI	S	Opponent	Score	RPI	S	Opponent	Score
22	A	Duke	57 93					99	H	Davidson	63 73	214	A	Norfolk St.	58 72
												262	A	American	48 56
												280	H	ETSU	80 62
												302	H	Col. of Charleston	70 79
												331	A	N.C. Central	78 58
LAST 12 Division I GAMES:															
99	H	Davidson	63 73	262	A	American	48 56								
331	A	N.C. Central	78 58	280	H	ETSU	80 62								
214	A	Norfolk St.	58 72	302	H	Col. of Charleston	70 79								
				22	A	Duke	57 93								

Non-Div I Games:

High Point

Average RPI Win:	268	WON-LOST	WINNING	LAST 10	STRENGTH OF	OPP. STRENGTH	TEAM	ADJ.	CONF.	ADJ CONF.
Average RPI Loss:	226	RECORD	PCT. RANK	GAMES	SCHEDULE	OF SCHEDULE	RPI	RPI	RPI	RPI
DIV. I ONLY	2- 6	277	0- 1	319	293	332	332	19	19	
DIV. I NON-CONF.	2- 6	278	0- 1	319	294	332	332	19	19	
TOTALS	RPI 1-25	RPI 26-50	W-L RECORDS	RPI 51-100	RPI 101-150	RPI 150+				
2- 6	0- 0	0- 0	OVERALL	0- 0	0- 1	2- 5				
1- 3	0- 0	0- 0	HOME	0- 0	0- 1	1- 2				
1- 3	0- 0	0- 0	AWAY	0- 0	0- 0	1- 3				
0- 0	0- 0	0- 0	NEUTRAL	0- 0	0- 0	0- 0				
2- 6	0- 0	0- 0	NON-CONFERENCE	0- 0	0- 1	2- 5				
1- 3	0- 0	0- 0	HOME	0- 0	0- 1	1- 2				
1- 3	0- 0	0- 0	AWAY	0- 0	0- 0	1- 3				
0- 0	0- 0	0- 0	NEUTRAL	0- 0	0- 0	0- 0				
0- 0	0- 0	0- 0	CONFERENCE	0- 0	0- 0	0- 0				
0- 0	0- 0	0- 0	HOME	0- 0	0- 0	0- 0				
0- 0	0- 0	0- 0	AWAY	0- 0	0- 0	0- 0				
0- 0	0- 0	0- 0	NEUTRAL	0- 0	0- 0	0- 0				

RPI 1-25				RPI 26-50				RPI 51-100				RPI 101+ Team's RPI: 332			
RPI	S	Opponent	Score	RPI	S	Opponent	Score	RPI	S	Opponent	Score	RPI	S	Opponent	Score
												128	H	Stony Brook	38 81
												151	H	Cleveland St.	51 61
												223	A	Fairfield	64 73
												241	H	Howard	64 73
												254	H	Morgan St.	51 39
												278	A	Sacred Heart	44 71
												281	A	Hartford	43 41
												334	A	LIU Brooklyn	46 85
LAST 12 Division I GAMES:															
				334	A	LIU Brooklyn	46 85					223	A	Fairfield	64 73
				241	H	Howard	64 73					254	H	Morgan St.	51 39
				151	H	Cleveland St.	51 61								
				128	H	Stony Brook	38 81								
				278	A	Sacred Heart	44 71								
				281	A	Hartford	43 41								

Non-Div I Games:

Hofstra

Holy Cross

Through Games Of 12/10/19

Average RPI Win:	220	WON-LOST	WINNING	LAST 10	STRENGTH OF	OPP. STRENGTH	TEAM	ADJ.	CONF.	ADJ CONF.
Average RPI Loss:	155	RECORD	PCT. RANK	GAMES	SCHEDULE	OF SCHEDULE	RPI	RPI	RPI	RPI
DIV. I ONLY	4- 3	129	0- 1	145	268	119	119	14	14	
DIV. I NON-CONF.	4- 3	131	0- 1	146	269	118	118	14	14	
TOTALS	RPI 1-25	RPI 26-50	W-L RECORDS	RPI 51-100	RPI 101-150	RPI 150+				
4- 3	0- 0	0- 0	OVERALL	1- 0	1- 2	2- 1				
3- 0	0- 0	0- 0	HOME	1- 0	1- 0	1- 0				
1- 3	0- 0	0- 0	AWAY	0- 0	0- 2	1- 1				
0- 0	0- 0	0- 0	NEUTRAL	0- 0	0- 0	0- 0				
4- 3	0- 0	0- 0	NON-CONFERENCE	1- 0	1- 2	2- 1				
3- 0	0- 0	0- 0	HOME	1- 0	1- 0	1- 0				
1- 3	0- 0	0- 0	AWAY	0- 0	0- 2	1- 1				
0- 0	0- 0	0- 0	NEUTRAL	0- 0	0- 0	0- 0				
0- 0	0- 0	0- 0	CONFERENCE	0- 0	0- 0	0- 0				
0- 0	0- 0	0- 0	HOME	0- 0	0- 0	0- 0				
0- 0	0- 0	0- 0	AWAY	0- 0	0- 0	0- 0				
0- 0	0- 0	0- 0	NEUTRAL	0- 0	0- 0	0- 0				

RPI 1-25			RPI 26-50			RPI 51-100			RPI 101+			Team's RPI: 119
RPI	S	Opponent	Score	RPI	S	Opponent	Score	RPI	S	Opponent	Score	
						90	H Boston College	80	71	135	A Illinois	75 78
										146	H Merrimack	68 42
										147	A Rhode Island	58 73
										184	A Massachusetts	72 75
										314	H Bryant	87 75
										329	A Brown	83 71
LAST 12 Division I GAMES:												
				135	A Illinois	75	78	184	A Massachusetts	72	75	
								147	A Rhode Island	58	73	
								329	A Brown	83	71	
								146	H Merrimack	68	42	
								314	H Bryant	87	75	
								90	H Boston College	80	71	

Non-Div I Games:

Holy Cross

Loss, Non-Conf, S Site, H Home A Away N Neutral

Average RPI Win:	190	WON-LOST	WINNING	LAST 10	STRENGTH OF	OPP. STRENGTH	TEAM	ADJ.	CONF.	ADJ CONF.
Average RPI Loss:	72	RECORD	PCT. RANK	GAMES	SCHEDULE	OF SCHEDULE	RPI	RPI	RPI	RPI
DIV. I ONLY	5- 5	162	1- 0	62	123	118	118	9	9	
DIV. I NON-CONF.	5- 5	161	1- 0	61	123	117	117	9	9	
TOTALS	RPI 1-25	RPI 26-50	W-L RECORDS	RPI 51-100	RPI 101-150	RPI 150+				
5- 5	0- 1	0- 1	OVERALL	1- 1	0- 2	4- 0				
4- 1	0- 1	0- 0	HOME	1- 0	0- 0	3- 0				
0- 2	0- 0	0- 1	AWAY	0- 0	0- 1	0- 0				
1- 2	0- 0	0- 0	NEUTRAL	0- 1	0- 1	1- 0				
5- 5	0- 1	0- 1	NON-CONFERENCE	1- 1	0- 2	4- 0				
4- 1	0- 1	0- 0	HOME	1- 0	0- 0	3- 0				
0- 2	0- 0	0- 1	AWAY	0- 0	0- 1	0- 0				
1- 2	0- 0	0- 0	NEUTRAL	0- 1	0- 1	1- 0				
0- 0	0- 0	0- 0	CONFERENCE	0- 0	0- 0	0- 0				
0- 0	0- 0	0- 0	HOME	0- 0	0- 0	0- 0				
0- 0	0- 0	0- 0	AWAY	0- 0	0- 0	0- 0				
0- 0	0- 0	0- 0	NEUTRAL	0- 0	0- 0	0- 0				

RPI 1-25				RPI 26-50				RPI 51-100				RPI 101+ Team's RPI: 118			
RPI	S	Opponent	Score	RPI	S	Opponent	Score	RPI	S	Opponent	Score	RPI	S	Opponent	Score
16	H	FGCU	45 57	27	A	Georgia Tech	38 69	53	H	Oklahoma	85 69	107	A	New Mexico	71 81
								95	N	San Francisco	57 80	115	N	Syracuse	62 87
												212	N	California Baptist	96 75
												216	H	Louisiana Tech	67 53
												233	H	Southeastern La.	78 65
												235	H	Houston Baptist	82 60
LAST 12 Division I GAMES:															
212	N	California Baptist	96 75	53	H	Oklahoma	85 69	235	H	Houston Baptist	82 60	107	A	New Mexico	71 81
95	N	San Francisco	57 80	233	H	Southeastern La.	78 65	27	A	Georgia Tech	38 69				
216	H	Louisiana Tech	67 53												
16	H	FGCU	45 57												
115	N	Syracuse	62 87												

Non-Div I Games:

Houston

■ Loss,
■ Non-Conf, S Site,
■ Home
■ Away
N Neutral

Average RPI Win:	287	WON-LOST	WINNING	LAST 10	STRENGTH OF	OPP. STRENGTH	TEAM	ADJ.	CONF.	ADJ CONF.
Average RPI Loss:	142	RECORD	PCT. RANK	GAMES	SCHEDULE	OF SCHEDULE	RPI	RPI	RPI	RPI
DIV. I ONLY	2- 4	230	1- 0	263	202	235	235	26	26	
DIV. I NON-CONF.	2- 4	230	1- 0	262	202	235	235	26	26	
TOTALS	RPI 1-25	RPI 26-50	W-L RECORDS	RPI 51-100	RPI 101-150	RPI 150+				
2- 4	0- 0	0- 1	OVERALL	0- 0	0- 2	2- 1				
0- 1	0- 0	0- 0	HOME	0- 0	0- 0	0- 1				
2- 3	0- 0	0- 1	AWAY	0- 0	0- 2	2- 0				
0- 0	0- 0	0- 0	NEUTRAL	0- 0	0- 0	0- 0				
2- 4	0- 0	0- 1	NON-CONFERENCE	0- 0	0- 2	2- 1				
0- 1	0- 0	0- 0	HOME	0- 0	0- 0	0- 1				
2- 3	0- 0	0- 1	AWAY	0- 0	0- 2	2- 0				
0- 0	0- 0	0- 0	NEUTRAL	0- 0	0- 0	0- 0				
0- 0	0- 0	0- 0	CONFERENCE	0- 0	0- 0	0- 0				
0- 0	0- 0	0- 0	HOME	0- 0	0- 0	0- 0				
0- 0	0- 0	0- 0	AWAY	0- 0	0- 0	0- 0				
0- 0	0- 0	0- 0	NEUTRAL	0- 0	0- 0	0- 0				

RPI 1-25			RPI 26-50			RPI 51-100			RPI 101+			Team's RPI: 235
RPI	S	Opponent	Score	RPI	S	Opponent	Score	RPI	S	Opponent	Score	
				29	A	Baylor	42 112					
								118	A	Houston	60 82	
								137	A	Wichita St.	42 59	
								225	A	Oral Roberts	74 73	
								282	H	Northern Ariz.	62 79	
								348	A	La.-Monroe	72 65	
LAST 12 Division I GAMES:												
				282	H	Northern Ariz.	62 79	348	A	La.-Monroe	72 65	
				137	A	Wichita St.	42 59					
				225	A	Oral Roberts	74 73					
				118	A	Houston	60 82					
				29	A	Baylor	42 112					

Non-Div I Games: LSU-Shreveport 67 44 Paul Quinn 63 34

Houston Baptist

Loss, Non-Conf, S Site, H Home A Away N Neutral

Howard

H
o
w
a
r
d

Howard

Page 115

Average RPI Win:	138	WON-LOST	WINNING	LAST 10	STRENGTH OF	OPP. STRENGTH	TEAM	ADJ.	CONF.	ADJ CONF.
Average RPI Loss:	92	RECORD	PCT. RANK	GAMES	SCHEDULE	OF SCHEDULE	RPI	RPI	RPI	RPI
DIV. I ONLY	4- 4	162	1- 0	55	106	75	75	15	15	
DIV. I NON-CONF.	4- 4	161	1- 0	54	107	74	74	15	15	
TOTALS	RPI 1-25	RPI 26-50	W-L RECORDS	RPI 51-100	RPI 101-150	RPI 150+				
4- 4	0- 0	0- 0	OVERALL	1- 3	2- 1	1- 0				
2- 0	0- 0	0- 0	HOME	0- 0	2- 0	0- 0				
0- 4	0- 0	0- 0	AWAY	0- 3	0- 1	0- 0				
2- 0	0- 0	0- 0	NEUTRAL	1- 0	0- 0	1- 0				
4- 4	0- 0	0- 0	NON-CONFERENCE	1- 3	2- 1	1- 0				
2- 0	0- 0	0- 0	HOME	0- 0	2- 0	0- 0				
0- 4	0- 0	0- 0	AWAY	0- 3	0- 1	0- 0				
2- 0	0- 0	0- 0	NEUTRAL	1- 0	0- 0	1- 0				
0- 0	0- 0	0- 0	CONFERENCE	0- 0	0- 0	0- 0				
0- 0	0- 0	0- 0	HOME	0- 0	0- 0	0- 0				
0- 0	0- 0	0- 0	AWAY	0- 0	0- 0	0- 0				
0- 0	0- 0	0- 0	NEUTRAL	0- 0	0- 0	0- 0				

RPI 1-25			RPI 26-50			RPI 51-100			Team's RPI: 75	RPI 101+		
RPI	S	Opponent	Score	RPI	S	Opponent	Score	RPI	S	Opponent	Score	
								62	A	Miami (FL)	65	74
								63	A	Butler	61	64
								84	N	St. John's (NY)	85	78
								96	A	Ohio	64	70
								123	H	Southern Ill.	81	78
								130	H	Ball St.	65	48
								145	A	UT Martin	51	57
								213	N	Elon	59	53
LAST 12 Division I GAMES:												
213	N	Elon	59	53	63	A	Butler	61	64			
96	A	Ohio	64	70	62	A	Miami (FL)	65	74			
84	N	St. John's (NY)	85	78	123	H	Southern Ill.	81	78			
145	A	UT Martin	51	57	130	H	Ball St.	65	48			

Non-Div I Games:

IUPUI

Average RPI Win:	242	WON-LOST	WINNING	LAST 10	STRENGTH OF	OPP. STRENGTH	TEAM	ADJ.	CONF.	ADJ CONF.
Average RPI Loss:	80	RECORD	PCT. RANK	GAMES	SCHEDULE	OF SCHEDULE	RPI	RPI	RPI	RPI
DIV. I ONLY	4- 3	129	1- 0	174	163	116	116	18	18	
DIV. I NON-CONF.	4- 3	131	1- 0	173	161	115	115	18	18	
TOTALS	RPI 1-25	RPI 26-50	W-L RECORDS	RPI 51-100	RPI 101-150	RPI 150+				
4- 3	0- 0	0- 1	OVERALL	1- 1	0- 0	3- 1				
1- 0	0- 0	0- 0	HOME	0- 0	0- 0	1- 0				
3- 1	0- 0	0- 1	AWAY	1- 0	0- 0	2- 0				
0- 2	0- 0	0- 0	NEUTRAL	0- 1	0- 0	0- 1				
4- 3	0- 0	0- 1	NON-CONFERENCE	1- 1	0- 0	3- 1				
1- 0	0- 0	0- 0	HOME	0- 0	0- 0	1- 0				
3- 1	0- 0	0- 1	AWAY	1- 0	0- 0	2- 0				
0- 2	0- 0	0- 0	NEUTRAL	0- 1	0- 0	0- 1				
0- 0	0- 0	0- 0	CONFERENCE	0- 0	0- 0	0- 0				
0- 0	0- 0	0- 0	HOME	0- 0	0- 0	0- 0				
0- 0	0- 0	0- 0	AWAY	0- 0	0- 0	0- 0				
0- 0	0- 0	0- 0	NEUTRAL	0- 0	0- 0	0- 0				

RPI 1-25				RPI 26-50				RPI 51-100				RPI 101+				Team's RPI: 116	
RPI	S	Opponent	Score	RPI	S	Opponent	Score	RPI	S	Opponent	Score	RPI	S	Opponent	Score		
				34	A	Oklahoma St.	47 62	54	N	Old Dominion	55 67	153	N	Lamar University	44 47		
								95	A	San Francisco	66 60	238	A	San Diego	65 32		
												292	H	Colorado St.	61 54		
												344	A	Seattle U	90 84		
LAST 12 Division I GAMES:																	
				153	N	Lamar University	44 47	238	A	San Diego	65 32						
				344	A	Seattle U	90 84	54	N	Old Dominion	55 67						
				95	A	San Francisco	66 60										
				292	H	Colorado St.	61 54										
				34	A	Oklahoma St.	47 62										

Non-Div I Games:

Idaho

■ Loss,
 ■ Non-Conf,
 ■ S Site,
 ■ H Home
 ■ A Away
 N Neutral

Average RPI Win:	343	WON-LOST	WINNING	LAST 10	STRENGTH OF	OPP. STRENGTH	TEAM	ADJ.	CONF.	ADJ CONF.
Average RPI Loss:	44	RECORD	PCT. RANK	GAMES	SCHEDULE	OF SCHEDULE	RPI	RPI	RPI	RPI
DIV. I ONLY	2- 3	214	0- 1	211	154	177	177	18	18	
DIV. I NON-CONF.	2- 3	215	0- 1	210	153	176	176	18	18	
TOTALS	RPI 1-25	RPI 26-50	W-L RECORDS	RPI 51-100	RPI 101-150	RPI 150+				
2- 3	0- 1	0- 1	OVERALL	0- 1	0- 0	2- 0				
1- 0	0- 0	0- 0	HOME	0- 0	0- 0	1- 0				
1- 3	0- 1	0- 1	AWAY	0- 1	0- 0	1- 0				
0- 0	0- 0	0- 0	NEUTRAL	0- 0	0- 0	0- 0				
2- 3	0- 1	0- 1	NON-CONFERENCE	0- 1	0- 0	2- 0				
1- 0	0- 0	0- 0	HOME	0- 0	0- 0	1- 0				
1- 3	0- 1	0- 1	AWAY	0- 1	0- 0	1- 0				
0- 0	0- 0	0- 0	NEUTRAL	0- 0	0- 0	0- 0				
0- 0	0- 0	0- 0	CONFERENCE	0- 0	0- 0	0- 0				
0- 0	0- 0	0- 0	HOME	0- 0	0- 0	0- 0				
0- 0	0- 0	0- 0	AWAY	0- 0	0- 0	0- 0				
0- 0	0- 0	0- 0	NEUTRAL	0- 0	0- 0	0- 0				

RPI 1-25				RPI 26-50				RPI 51-100				RPI 101+ Team's RPI: 177			
RPI	S	Opponent	Score	RPI	S	Opponent	Score	RPI	S	Opponent	Score	RPI	S	Opponent	Score
22	A	Duke	66 85	34	A	Oklahoma St.	52 70	77	A	Arizona St.	69 74	341	A	Utah Valley	88 61
												344	H	Seattle U	73 48
LAST 12 Division I GAMES:															
				77	A	Arizona St.	69 74	341	A	Utah Valley	88 61				
								22	A	Duke	66 85				
								34	A	Oklahoma St.	52 70				
								344	H	Seattle U	73 48				

Non-Div I Games: Arizona Christian 93 36 Montana Tech 83 57

Idaho St.

Average RPI Win:	229	WON-LOST	WINNING	LAST 10	STRENGTH OF	OPP. STRENGTH	TEAM	ADJ.	CONF.	ADJ CONF.
Average RPI Loss:	49	RECORD	PCT. RANK	GAMES	SCHEDULE	OF SCHEDULE	RPI	RPI	RPI	RPI
DIV. I ONLY	7- 2	51	1- 0	242	145	135	135	2	2	
DIV. I NON-CONF.	7- 2	52	1- 0	240	144	134	134	2	2	
TOTALS	RPI 1-25	RPI 26-50	W-L RECORDS	RPI 51-100	RPI 101-150	RPI 150+				
7- 2	0- 0	0- 1	OVERALL	0- 1	3- 0	4- 0				
7- 1	0- 0	0- 1	HOME	0- 0	3- 0	4- 0				
0- 1	0- 0	0- 0	AWAY	0- 1	0- 0	0- 0				
0- 0	0- 0	0- 0	NEUTRAL	0- 0	0- 0	0- 0				
7- 2	0- 0	0- 1	NON-CONFERENCE	0- 1	3- 0	4- 0				
7- 1	0- 0	0- 1	HOME	0- 0	3- 0	4- 0				
0- 1	0- 0	0- 0	AWAY	0- 1	0- 0	0- 0				
0- 0	0- 0	0- 0	NEUTRAL	0- 0	0- 0	0- 0				
0- 0	0- 0	0- 0	CONFERENCE	0- 0	0- 0	0- 0				
0- 0	0- 0	0- 0	HOME	0- 0	0- 0	0- 0				
0- 0	0- 0	0- 0	AWAY	0- 0	0- 0	0- 0				
0- 0	0- 0	0- 0	NEUTRAL	0- 0	0- 0	0- 0				

RPI S	Opponent	Score	RPI S	Opponent	Score	RPI S	Opponent	Score	RPI S	Opponent	Score	Team's RPI: 135
26	H Illinois St.	58 74	71	A North Carolina	60 85	119	H Holy Cross	78 75	132	H Austin Peay	76 62	
						146	H Merrimack	75 72	270	H Presbyterian	71 52	
						299	H Ark.-Pine Bluff	65 50	314	H Bryant	69 55	
						324	H Chicago St.	96 66				
LAST 12 Division I GAMES:												
71	A North Carolina	60 85	299	H Ark.-Pine Bluff	65 50							
270	H Presbyterian	71 52	146	H Merrimack	75 72							
314	H Bryant	69 55	324	H Chicago St.	96 66							
26	H Illinois St.	58 74										
132	H Austin Peay	76 62										
119	H Holy Cross	78 75										

Non-Div I Games:

Illinois

Average RPI Win:	153	WON-LOST	WINNING	LAST 10	STRENGTH OF	OPP. STRENGTH	TEAM	ADJ.	CONF.	ADJ CONF.
Average RPI Loss:	44	RECORD	PCT. RANK	GAMES	SCHEDULE	OF SCHEDULE	RPI	RPI	RPI	RPI
DIV. I ONLY	5- 2	73	0- 1	51	139	26	26	5	5	
DIV. I NON-CONF.	5- 2	74	0- 1	50	139	25	25	5	5	
TOTALS	RPI 1-25	RPI 26-50	W-L RECORDS	RPI 51-100	RPI 101-150	RPI 150+				
5- 2	0- 0	0- 2	OVERALL	0- 0	3- 0	2- 0				
3- 0	0- 0	0- 0	HOME	0- 0	1- 0	2- 0				
2- 2	0- 0	0- 2	AWAY	0- 0	2- 0	0- 0				
0- 0	0- 0	0- 0	NEUTRAL	0- 0	0- 0	0- 0				
5- 2	0- 0	0- 2	NON-CONFERENCE	0- 0	3- 0	2- 0				
3- 0	0- 0	0- 0	HOME	0- 0	1- 0	2- 0				
2- 2	0- 0	0- 2	AWAY	0- 0	2- 0	0- 0				
0- 0	0- 0	0- 0	NEUTRAL	0- 0	0- 0	0- 0				
0- 0	0- 0	0- 0	CONFERENCE	0- 0	0- 0	0- 0				
0- 0	0- 0	0- 0	HOME	0- 0	0- 0	0- 0				
0- 0	0- 0	0- 0	AWAY	0- 0	0- 0	0- 0				
0- 0	0- 0	0- 0	NEUTRAL	0- 0	0- 0	0- 0				

RPI 1-25			RPI 26-50			Team's RPI: 26	RPI 51-100			RPI 101+		
RPI	S	Opponent	Score	RPI	S	Opponent	Score	RPI	S	Opponent	Score	RPI
				38	A	Saint Louis	56 61			120	A	North Dakota
				50	A	Marquette	41 58			135	A	Illinois
										145	H	UT Martin
										160	H	Northern Ill.
										206	H	Western Ill.
LAST 12 Division I GAMES:												
135	A	Illinois	74 58	38	A	Saint Louis	56 61	206	H	Western Ill.	78 65	
50	A	Marquette	41 58	145	H	UT Martin	70 47	120	A	North Dakota	66 58	
				160	H	Northern Ill.	69 66					

Non-Div I Games: Truman 87 60

Illinois St.

Average RPI Win:	0	WON-LOST	WINNING	LAST 10	STRENGTH OF	OPP. STRENGTH	TEAM	ADJ.	CONF.	ADJ CONF.
Average RPI Loss:	248	RECORD	PCT. RANK	GAMES	SCHEDULE	OF SCHEDULE	RPI	RPI	RPI	RPI
DIV. I ONLY	0- 4	334	0- 1	320	338	349	349	26	26	
DIV. I NON-CONF.	0- 4	334	0- 1	320	338	349	349	26	26	
TOTALS	RPI 1-25	RPI 26-50	W-L RECORDS	RPI 51-100	RPI 101-150	RPI 150+				
0- 4	0- 0	0- 0	OVERALL	0- 1	0- 0	0- 3				
0- 0	0- 0	0- 0	HOME	0- 0	0- 0	0- 0				
0- 4	0- 0	0- 0	AWAY	0- 1	0- 0	0- 3				
0- 0	0- 0	0- 0	NEUTRAL	0- 0	0- 0	0- 0				
0- 4	0- 0	0- 0	NON-CONFERENCE	0- 1	0- 0	0- 3				
0- 0	0- 0	0- 0	HOME	0- 0	0- 0	0- 0				
0- 4	0- 0	0- 0	AWAY	0- 1	0- 0	0- 3				
0- 0	0- 0	0- 0	NEUTRAL	0- 0	0- 0	0- 0				
0- 0	0- 0	0- 0	CONFERENCE	0- 0	0- 0	0- 0				
0- 0	0- 0	0- 0	HOME	0- 0	0- 0	0- 0				
0- 0	0- 0	0- 0	AWAY	0- 0	0- 0	0- 0				
0- 0	0- 0	0- 0	NEUTRAL	0- 0	0- 0	0- 0				

RPI S	Opponent	Score	RPI S	Opponent	Score	RPI S	Opponent	Score	RPI S	Opponent	Score	Team's RPI: 349
						96 A	Ohio	41 78	260 A	Kansas St.	41 85	
									292 A	Colorado St.	47 75	
									345 A	UTSA	56 63	
LAST 12 Division I GAMES:												
			260 A	Kansas St.	41 85							
			292 A	Colorado St.	47 75							
			96 A	Ohio	41 78							
			345 A	UTSA	56 63							

Non-Div I Games: Schreiner 70 35 Tex. A&M Int'l 55 38

Indiana

Through Games Of 12/10/19

Average RPI Win:	148	WON-LOST	WINNING	LAST 10	STRENGTH OF	OPP. STRENGTH	TEAM	ADJ.	CONF.	ADJ CONF.
Average RPI Loss:	29	RECORD	PCT. RANK	GAMES	SCHEDULE	OF SCHEDULE	RPI	RPI	RPI	RPI
DIV. I ONLY	8- 1	19	1- 0	89	53	19	19	2	2	
DIV. I NON-CONF.	8- 1	19	1- 0	89	53	19	19	2	2	
TOTALS	RPI 1-25	RPI 26-50	W-L RECORDS	RPI 51-100	RPI 101-150	RPI 150+				
8- 1	1- 0	0- 1	OVERALL	2- 0	1- 0	4- 0				
4- 0	0- 0	0- 0	HOME	0- 0	1- 0	3- 0				
2- 0	0- 0	0- 0	AWAY	1- 0	0- 0	1- 0				
2- 1	1- 0	0- 1	NEUTRAL	1- 0	0- 0	0- 0				
8- 1	1- 0	0- 1	NON-CONFERENCE	2- 0	1- 0	4- 0				
4- 0	0- 0	0- 0	HOME	0- 0	1- 0	3- 0				
2- 0	0- 0	0- 0	AWAY	1- 0	0- 0	1- 0				
2- 1	1- 0	0- 1	NEUTRAL	1- 0	0- 0	0- 0				
0- 0	0- 0	0- 0	CONFERENCE	0- 0	0- 0	0- 0				
0- 0	0- 0	0- 0	HOME	0- 0	0- 0	0- 0				
0- 0	0- 0	0- 0	AWAY	0- 0	0- 0	0- 0				
0- 0	0- 0	0- 0	NEUTRAL	0- 0	0- 0	0- 0				

RPI 1-25				RPI 26-50				RPI 51-100				RPI 101+			
RPI	S	Opponent	Score	RPI	S	Opponent	Score	RPI	S	Opponent	Score	RPI	S	Opponent	Score
15	N	South Carolina	71 57	29	N	Baylor	62 77	62	A	Miami (FL)	58 45	104	H	North Florida	72 45
								83	N	Washington St.	78 44	176	A	Florida	73 49
												210	H	Mt. St. Mary's	75 52
												264	H	Nicholls St.	111 47
												272	H	Jackson St.	91 51
LAST 12 Division I GAMES:															
272	H	Jackson St.	91 51	104	H	North Florida	72 45	62	A	Miami (FL)	58 45				
264	H	Nicholls St.	111 47	83	N	Washington St.	78 44	29	N	Baylor	62 77				
210	H	Mt. St. Mary's	75 52	15	N	South Carolina	71 57	176	A	Florida	73 49				

Non-Div I Games:

Indiana

■ Loss,
 ■ Non-Conf, S Site,
 ■ Home
 ■ Away
 N Neutral

Average RPI Win: 279		WON-LOST	WINNING	LAST 10	STRENGTH OF	OPP. STRENGTH	TEAM	ADJ.	CONF.	ADJ CONF.
Average RPI Loss: 139		RECORD	PCT. RANK	GAMES	SCHEDULE	OF SCHEDULE	RPI	RPI	RPI	RPI
DIV. I ONLY		2- 7	293	0- 1	113	305	217	217	5	5
DIV. I NON-CONF.		2- 7	293	0- 1	113	307	217	217	5	5
TOTALS	RPI 1-25	RPI 26-50		W-L RECORDS		RPI 51-100	RPI 101-150	RPI 150+		
2- 7	0- 0	0- 3		OVERALL		0- 0	0- 1	2- 3		
0- 1	0- 0	0- 0		HOME		0- 0	0- 0	0- 1		
2- 5	0- 0	0- 3		AWAY		0- 0	0- 1	2- 1		
0- 1	0- 0	0- 0		NEUTRAL		0- 0	0- 0	0- 1		
2- 7	0- 0	0- 3		NON-CONFERENCE		0- 0	0- 1	2- 3		
0- 1	0- 0	0- 0		HOME		0- 0	0- 0	0- 1		
2- 5	0- 0	0- 3		AWAY		0- 0	0- 1	2- 1		
0- 1	0- 0	0- 0		NEUTRAL		0- 0	0- 0	0- 1		
0- 0	0- 0	0- 0		CONFERENCE		0- 0	0- 0	0- 0		
0- 0	0- 0	0- 0		HOME		0- 0	0- 0	0- 0		
0- 0	0- 0	0- 0		AWAY		0- 0	0- 0	0- 0		
0- 0	0- 0	0- 0		NEUTRAL		0- 0	0- 0	0- 0		

RPI 1-25				RPI 26-50				RPI 51-100				RPI 101+				Team's RPI: 217	
RPI	S	Opponent	Score	RPI	S	Opponent	Score	RPI	S	Opponent	Score	RPI	S	Opponent	Score		
				35	A	Kansas	72 84					105	A	Murray St.	62 70		
				40	A	Pacific	66 83					206	A	Western Ill.	72 83		
				46	A	Colorado	46 59					226	N	CSUN	59 67		
												231	A	Eastern Ill.	59 57		
												317	H	Marshall	60 72		
												326	A	UIC	61 40		
LAST 12 Division I GAMES:																	
				226	N	CSUN	59 67	40	A	Pacific	66 83						
				105	A	Murray St.	62 70	46	A	Colorado	46 59						
				317	H	Marshall	60 72	326	A	UIC	61 40						
								206	A	Western Ill.	72 83						
								231	A	Eastern Ill.	59 57						
								35	A	Kansas	72 84						

Non-Div I Games:

Indiana St.

Loss, Non-Conf, S Site, H Home A Away N Neutral

Average RPI Win:	343	WON-LOST	WINNING	LAST 10	STRENGTH OF	OPP. STRENGTH	TEAM	ADJ.	CONF.	ADJ CONF.
Average RPI Loss:	134	RECORD	PCT. RANK	GAMES	SCHEDULE	OF SCHEDULE	RPI	RPI	RPI	RPI
DIV. I ONLY	1- 7	317	0- 1	66	312	245	245	21	21	
DIV. I NON-CONF.	1- 7	316	0- 1	65	313	245	245	20	20	
TOTALS	RPI 1-25	RPI 26-50	W-L RECORDS	RPI 51-100	RPI 101-150	RPI 150+				
1- 7	0- 0	0- 0	OVERALL	0- 2	0- 3	1- 2				
0- 2	0- 0	0- 0	HOME	0- 1	0- 1	0- 0				
1- 3	0- 0	0- 0	AWAY	0- 1	0- 2	1- 0				
0- 2	0- 0	0- 0	NEUTRAL	0- 0	0- 0	0- 2				
1- 7	0- 0	0- 0	NON-CONFERENCE	0- 2	0- 3	1- 2				
0- 2	0- 0	0- 0	HOME	0- 1	0- 1	0- 0				
1- 3	0- 0	0- 0	AWAY	0- 1	0- 2	1- 0				
0- 2	0- 0	0- 0	NEUTRAL	0- 0	0- 0	0- 2				
0- 0	0- 0	0- 0	CONFERENCE	0- 0	0- 0	0- 0				
0- 0	0- 0	0- 0	HOME	0- 0	0- 0	0- 0				
0- 0	0- 0	0- 0	AWAY	0- 0	0- 0	0- 0				
0- 0	0- 0	0- 0	NEUTRAL	0- 0	0- 0	0- 0				

RPI 1-25			RPI 26-50			RPI 51-100			RPI 101+			Team's RPI: 245
RPI	S	Opponent	Score	RPI	S	Opponent	Score	RPI	S	Opponent	Score	
						79 H Seton Hall	37 89	102 A Central Mich.		50 70		
						93 A Penn	42 74	113 H Duquesne		74 76		
								128 A Stony Brook		40 59		
								156 N Washington		34 65		
								265 N Towson		58 75		
								343 A Winthrop		68 61		
LAST 12 Division I GAMES:												
						79 H Seton Hall	37 89	113 H Duquesne		74 76		
						102 A Central Mich.	50 70	343 A Winthrop		68 61		
						265 N Towson	58 75					
						156 N Washington	34 65					
						128 A Stony Brook	40 59					
						93 A Penn	42 74					

Non-Div I Games:

Iona

Average RPI Win:	156	WON-LOST	WINNING	LAST 10	STRENGTH OF	OPP. STRENGTH	TEAM	ADJ.	CONF.	ADJ CONF.
Average RPI Loss:	107	RECORD	PCT. RANK	GAMES	SCHEDULE	OF SCHEDULE	RPI	RPI	RPI	RPI
DIV. I ONLY	6- 2	60	1- 0	25	165	24	24	2	2	
DIV. I NON-CONF.	6- 2	61	1- 0	24	162	23	23	2	2	
TOTALS	RPI 1-25	RPI 26-50	W-L RECORDS	RPI 51-100	RPI 101-150	RPI 150+				
6- 2	1- 0	0- 0	OVERALL	1- 1	0- 0	4- 1				
4- 0	1- 0	0- 0	HOME	1- 0	0- 0	2- 0				
0- 1	0- 0	0- 0	AWAY	0- 1	0- 0	0- 0				
2- 1	0- 0	0- 0	NEUTRAL	0- 0	0- 0	2- 1				
6- 2	1- 0	0- 0	NON-CONFERENCE	1- 1	0- 0	4- 1				
4- 0	1- 0	0- 0	HOME	1- 0	0- 0	2- 0				
0- 1	0- 0	0- 0	AWAY	0- 1	0- 0	0- 0				
2- 1	0- 0	0- 0	NEUTRAL	0- 0	0- 0	2- 1				
0- 0	0- 0	0- 0	CONFERENCE	0- 0	0- 0	0- 0				
0- 0	0- 0	0- 0	HOME	0- 0	0- 0	0- 0				
0- 0	0- 0	0- 0	AWAY	0- 0	0- 0	0- 0				
0- 0	0- 0	0- 0	NEUTRAL	0- 0	0- 0	0- 0				

RPI 1-25				Team's RPI: 24				RPI 26-50				RPI 51-100				RPI 101+			
RPI	S	Opponent	Score	RPI	S	Opponent	Score	RPI	S	Opponent	Score	RPI	S	Opponent	Score	RPI	S	Opponent	Score
10	H	Princeton	77 75									58	A	UNI	66 88	152	N	Cincinnati	69 61
												85	H	Fla. Atlantic	85 53	156	N	Washington	63 70
																188	H	Clemson	74 60
																234	H	North Ala.	86 81
																265	N	Towson	100 72
LAST 12 Division I GAMES:																			
10	H	Princeton	77 75	188	H	Clemson	74 60												
58	A	UNI	66 88	156	N	Washington	63 70												
234	H	North Ala.	86 81	265	N	Towson	100 72												
85	H	Fla. Atlantic	85 53	152	N	Cincinnati	69 61												

Non-Div I Games:

Iowa

Average RPI Win: 188		WON-LOST	WINNING	LAST 10	STRENGTH OF	OPP. STRENGTH	TEAM	ADJ.	CONF.	ADJ CONF.
Average RPI Loss: 18		RECORD	PCT. RANK	GAMES	SCHEDULE	OF SCHEDULE	RPI	RPI	RPI	RPI
DIV. I ONLY		6- 1	43	1- 0	330	2	109	109	4	4
DIV. I NON-CONF.		6- 1	43	1- 0	330	2	108	108	4	4
TOTALS	RPI 1-25	RPI 26-50		W-L RECORDS		RPI 51-100	RPI 101-150	RPI 150+		
6- 1	0- 1	0- 0		OVERALL		1- 0	2- 0	3- 0		
4- 0	0- 0	0- 0		HOME		1- 0	1- 0	2- 0		
2- 1	0- 1	0- 0		AWAY		0- 0	1- 0	1- 0		
0- 0	0- 0	0- 0		NEUTRAL		0- 0	0- 0	0- 0		
6- 1	0- 1	0- 0		NON-CONFERENCE		1- 0	2- 0	3- 0		
4- 0	0- 0	0- 0		HOME		1- 0	1- 0	2- 0		
2- 1	0- 1	0- 0		AWAY		0- 0	1- 0	1- 0		
0- 0	0- 0	0- 0		NEUTRAL		0- 0	0- 0	0- 0		
0- 0	0- 0	0- 0		CONFERENCE		0- 0	0- 0	0- 0		
0- 0	0- 0	0- 0		HOME		0- 0	0- 0	0- 0		
0- 0	0- 0	0- 0		AWAY		0- 0	0- 0	0- 0		
0- 0	0- 0	0- 0		NEUTRAL		0- 0	0- 0	0- 0		

RPI 1-25				RPI 26-50				RPI 51-100				RPI 101+				Team's RPI: 109	
RPI	S	Opponent	Score	RPI	S	Opponent	Score	RPI	S	Opponent	Score	RPI	S	Opponent	Score		
18	A	Drake	81 86					67	H	Texas Southern	79 59	117	A	Alabama	75 66		
												134	H	New Orleans	71 53		
												230	H	Southern U.	69 36		
												279	A	North Dakota St.	86 58		
												299	H	Ark.-Pine Bluff	90 40		
LAST 12 Division I GAMES:																	
				117	A	Alabama	75 66	299	H	Ark.-Pine Bluff	90 40						
				134	H	New Orleans	71 53	279	A	North Dakota St.	86 58						
								67	H	Texas Southern	79 59						
								18	A	Drake	81 86						
								230	H	Southern U.	69 36						

Non-Div I Games:

Iowa St.

■ Loss, ■ Non-Conf, S Site, H Home A Away N Neutral

SEASON 2011-12				THROUGH GAMES 01-12-10/12						
Average RPI Win:	347	WON-LOST	WINNING	LAST 10	STRENGTH OF	OPP. STRENGTH	TEAM	ADJ.	CONF.	ADJ CONF.
Average RPI Loss:	125	RECORD	PCT. RANK	GAMES	SCHEDULE	OF SCHEDULE	RPI	RPI	RPI	RPI
DIV. I ONLY	1- 7	317	0- 1	182	151	272	272	28	28	
DIV. I NON-CONF.	1- 7	316	0- 1	180	149	273	273	28	28	

TOTALS	RPI 1-25		RPI 26-50	W-L RECORDS		RPI 51-100	RPI 101-150		RPI 150+	
1- 7	0- 2		0- 0	OVERALL		0- 2	0- 0		1- 3	
0- 1	0- 1		0- 0	HOME		0- 0	0- 0		0- 0	
1- 6	0- 1		0- 0	AWAY		0- 2	0- 0		1- 3	
0- 0	0- 0		0- 0	NEUTRAL		0- 0	0- 0		0- 0	
1- 7	0- 2		0- 0	NON-CONFERENCE		0- 2	0- 0		1- 3	
0- 1	0- 1		0- 0	HOME		0- 0	0- 0		0- 0	
1- 6	0- 1		0- 0	AWAY		0- 2	0- 0		1- 3	
0- 0	0- 0		0- 0	NEUTRAL		0- 0	0- 0		0- 0	
0- 0	0- 0		0- 0	CONFERENCE		0- 0	0- 0		0- 0	
0- 0	0- 0		0- 0	HOME		0- 0	0- 0		0- 0	
0- 0	0- 0		0- 0	AWAY		0- 0	0- 0		0- 0	
0- 0	0- 0		0- 0	NEUTRAL		0- 0	0- 0		0- 0	

[illegible]

Non-Div I Games:

Jackson St.

■ Loss, ■ Non-Conf, S Site, H Home A Away N Neutral

Through Games Of 12/10/19

RPI 1-25				RPI 26-50				RPI 51-100				RPI 101+				Team's RPI: 218	
RPI	S	Opponent	Score	RPI	S	Opponent	Score	RPI	S	Opponent	Score	RPI	S	Opponent	Score		
21	A	Florida St.	41 75	46	A	Colorado	44 66					143	A	South Fla.	39 70		
												208	H	Bethune-Cookman	52 53		
												214	H	Norfolk St.	64 71		
												264	H	Nicholls St.	72 55		
												313	H	USC Upstate	87 43		
LAST 12 Division I GAMES:																	
				21	A	Florida St.	41 75	208	H	Bethune-Cookman	52 53						
				143	A	South Fla.	39 70	214	H	Norfolk St.	64 71						
								264	H	Nicholls St.	72 55						
								46	A	Colorado	44 66						
								313	H	USC Upstate	87 43						

Jacksonville

Page 128

Average RPI Win: 324				WON-LOST		WINNING		LAST 10		STRENGTH OF		OPP. STRENGTH		TEAM		ADJ.		CONF.		ADJ CONF.	
Average RPI Loss: 183				RECORD		PCT. RANK		GAMES		SCHEDULE		OF SCHEDULE		RPI		RPI		RPI		RPI	
DIV. I ONLY				2- 5		254		0- 0		341		258		338		338		23		23	
DIV. I NON-CONF.				2- 5		254		0- 0		341		257		338		338		23		23	
TOTALS				RPI 1-25		RPI 26-50		W-L RECORDS		RPI 51-100		RPI 101-150		RPI 150+							
2- 5				0- 0		0- 1		OVERALL		0- 0		0- 1		2- 3							
2- 0				0- 0		0- 0		HOME		0- 0		0- 0		2- 0							
0- 3				0- 0		0- 1		AWAY		0- 0		0- 1		0- 1							
0- 2				0- 0		0- 0		NEUTRAL		0- 0		0- 0		0- 2							
2- 5				0- 0		0- 1		NON-CONFERENCE		0- 0		0- 1		2- 3							
2- 0				0- 0		0- 0		HOME		0- 0		0- 0		2- 0							
0- 3				0- 0		0- 1		AWAY		0- 0		0- 1		0- 1							
0- 2				0- 0		0- 0		NEUTRAL		0- 0		0- 0		0- 2							
0- 0				0- 0		0- 0		CONFERENCE		0- 0		0- 0		0- 0							
0- 0				0- 0		0- 0		HOME		0- 0		0- 0		0- 0							
0- 0				0- 0		0- 0		AWAY		0- 0		0- 0		0- 0							
0- 0				0- 0		0- 0		NEUTRAL		0- 0		0- 0		0- 0							

[illegible]

Non-Div I Games:	Clark Atlanta	75	46	Fort Valley St.	87	65
------------------	---------------	----	----	-----------------	----	----

Jacksonville St.

Loss, Non-Conf, S Site, H Home A Away N Neutral

Average RPI Win:	181	WON-LOST	WINNING	LAST 10	STRENGTH OF	OPP. STRENGTH	TEAM	ADJ.	CONF.	ADJ CONF.
Average RPI Loss:	32	RECORD	PCT. RANK	GAMES	SCHEDULE	OF SCHEDULE	RPI	RPI	RPI	RPI
DIV. I ONLY	6- 2	60	1- 0	183	39	78	78	19	19	
DIV. I NON-CONF.	6- 2	61	1- 0	181	39	78	78	19	19	
TOTALS	RPI 1-25	RPI 26-50	W-L RECORDS	RPI 51-100	RPI 101-150	RPI 150+				
6- 2	0- 1	0- 1	OVERALL	1- 0	1- 0	4- 0				
3- 1	0- 0	0- 1	HOME	1- 0	0- 0	2- 0				
2- 1	0- 1	0- 0	AWAY	0- 0	0- 0	2- 0				
1- 0	0- 0	0- 0	NEUTRAL	0- 0	1- 0	0- 0				
6- 2	0- 1	0- 1	NON-CONFERENCE	1- 0	1- 0	4- 0				
3- 1	0- 0	0- 1	HOME	1- 0	0- 0	2- 0				
2- 1	0- 1	0- 0	AWAY	0- 0	0- 0	2- 0				
1- 0	0- 0	0- 0	NEUTRAL	0- 0	1- 0	0- 0				
0- 0	0- 0	0- 0	CONFERENCE	0- 0	0- 0	0- 0				
0- 0	0- 0	0- 0	HOME	0- 0	0- 0	0- 0				
0- 0	0- 0	0- 0	AWAY	0- 0	0- 0	0- 0				
0- 0	0- 0	0- 0	NEUTRAL	0- 0	0- 0	0- 0				

RPI 1-25				RPI 26-50				RPI 51-100				Team's RPI: 78		RPI 101+			
RPI	S	Opponent	Score	RPI	S	Opponent	Score	RPI	S	Opponent	Score			RPI	S	Opponent	Score
20	A	Virginia	49 55	44	H	Maryland	68 70	84	H	St. John's (NY)	76 73			110	N	UCF	46 43
														158	A	Villanova	56 52
														201	H	Liberty	76 53
														224	A	Georgetown	66 59
														307	H	Longwood	93 53
LAST 12 Division I GAMES:																	
				224	A	Georgetown	66 59					110	N	UCF	46 43		
				84	H	St. John's (NY)	76 73					20	A	Virginia	49 55		
				44	H	Maryland	68 70					201	H	Liberty	76 53		
				158	A	Villanova	56 52										
				307	H	Longwood	93 53										

Non-Div I Games:

James Madison

Average RPI Win:	199	WON-LOST	WINNING	LAST 10	STRENGTH OF	OPP. STRENGTH	TEAM	ADJ.	CONF.	ADJ CONF.
Average RPI Loss:	0	RECORD	PCT. RANK	GAMES	SCHEDULE	OF SCHEDULE	RPI	RPI	RPI	RPI
DIV. I ONLY	8- 0	1	1- 0	186	232	35	35	4	4	
DIV. I NON-CONF.	8- 0	1	1- 0	184	231	35	35	4	4	
TOTALS	RPI 1-25	RPI 26-50	W-L RECORDS	RPI 51-100	RPI 101-150	RPI 150+				
8- 0	0- 0	0- 0	OVERALL	2- 0	0- 0	6- 0				
6- 0	0- 0	0- 0	HOME	0- 0	0- 0	6- 0				
1- 0	0- 0	0- 0	AWAY	1- 0	0- 0	0- 0				
1- 0	0- 0	0- 0	NEUTRAL	1- 0	0- 0	0- 0				
8- 0	0- 0	0- 0	NON-CONFERENCE	2- 0	0- 0	6- 0				
6- 0	0- 0	0- 0	HOME	0- 0	0- 0	6- 0				
1- 0	0- 0	0- 0	AWAY	1- 0	0- 0	0- 0				
1- 0	0- 0	0- 0	NEUTRAL	1- 0	0- 0	0- 0				
0- 0	0- 0	0- 0	CONFERENCE	0- 0	0- 0	0- 0				
0- 0	0- 0	0- 0	HOME	0- 0	0- 0	0- 0				
0- 0	0- 0	0- 0	AWAY	0- 0	0- 0	0- 0				
0- 0	0- 0	0- 0	NEUTRAL	0- 0	0- 0	0- 0				

RPI 1-25				RPI 26-50		Team's RPI: 35		RPI 51-100				RPI 101+			
RPI	S	Opponent	Score	RPI	S	Opponent	Score	RPI	S	Opponent	Score	RPI	S	Opponent	Score
								85	A	Fla. Atlantic	90 60	176	H	Florida	76 66
								91	N	Wright St.	74 63	192	H	Texas St.	68 48
												217	H	Indiana St.	84 72
												232	H	UMass Lowell	79 44
												275	H	Omaha	63 48
												326	H	UIC	91 50
LAST 12 Division I GAMES:															
				85	A	Fla. Atlantic	90 60	176	H	Florida	76 66				
				217	H	Indiana St.	84 72	91	N	Wright St.	74 63				
								192	H	Texas St.	68 48				
								232	H	UMass Lowell	79 44				
								275	H	Omaha	63 48				
								326	H	UIC	91 50				

Non-Div I Games:

Kansas

Average RPI Win:	294	WON-LOST	WINNING	LAST 10	STRENGTH OF	OPP. STRENGTH	TEAM	ADJ.	CONF.	ADJ CONF.
Average RPI Loss:	87	RECORD	PCT. RANK	GAMES	SCHEDULE	OF SCHEDULE	RPI	RPI	RPI	RPI
DIV. I ONLY	4- 4	162	0- 1	258	229	260	260	4	4	
DIV. I NON-CONF.	4- 4	161	0- 1	257	228	262	262	4	4	
TOTALS	RPI 1-25	RPI 26-50	W-L RECORDS	RPI 51-100	RPI 101-150	RPI 150+				
4- 4	0- 0	0- 1	OVERALL	0- 2	0- 1	4- 0				
4- 1	0- 0	0- 0	HOME	0- 1	0- 0	4- 0				
0- 1	0- 0	0- 1	AWAY	0- 0	0- 0	0- 0				
0- 2	0- 0	0- 0	NEUTRAL	0- 1	0- 1	0- 0				
4- 4	0- 0	0- 1	NON-CONFERENCE	0- 2	0- 1	4- 0				
4- 1	0- 0	0- 0	HOME	0- 1	0- 0	4- 0				
0- 1	0- 0	0- 1	AWAY	0- 0	0- 0	0- 0				
0- 2	0- 0	0- 0	NEUTRAL	0- 1	0- 1	0- 0				
0- 0	0- 0	0- 0	CONFERENCE	0- 0	0- 0	0- 0				
0- 0	0- 0	0- 0	HOME	0- 0	0- 0	0- 0				
0- 0	0- 0	0- 0	AWAY	0- 0	0- 0	0- 0				
0- 0	0- 0	0- 0	NEUTRAL	0- 0	0- 0	0- 0				

RPI 1-25			RPI 26-50			RPI 51-100			RPI 101+			Team's RPI: 260
RPI	S	Opponent	Score	RPI	S	Opponent	Score	RPI	S	Opponent	Score	
				31	A	Arkansas	72 81	82	H	UT Arlington	53 57	148 N Memphis 68 72
								88	N	Michigan St.	60 65	225 H Oral Roberts 109 69
												275 H Omaha 73 48
												326 H UIC 84 40
												349 H Incarnate Word 85 41
LAST 12 Division I GAMES:												
				88	N	Michigan St.	60 65	225	H	Oral Roberts	109 69	
				31	A	Arkansas	72 81	326	H	UIC	84 40	
				349	H	Incarnate Word	85 41	275	H	Omaha	73 48	
				148	N	Memphis	68 72					
				82	H	UT Arlington	53 57					

Non-Div I Games:

Kansas St.

Average RPI Win:	276	WON-LOST	WINNING	LAST 10	STRENGTH OF	OPP. STRENGTH	TEAM	ADJ.	CONF.	ADJ CONF.
Average RPI Loss:	99	RECORD	PCT. RANK	GAMES	SCHEDULE	OF SCHEDULE	RPI	RPI	RPI	RPI
DIV. I ONLY	5- 4	144	1- 0	283	166	190	190	16	16	
DIV. I NON-CONF.	5- 4	144	1- 0	285	163	189	189	16	16	
TOTALS	RPI 1-25	RPI 26-50	W-L RECORDS	RPI 51-100	RPI 101-150	RPI 150+				
5- 4	0- 0	0- 1	OVERALL	0- 1	0- 1	5- 1				
2- 1	0- 0	0- 1	HOME	0- 0	0- 0	2- 0				
2- 3	0- 0	0- 0	AWAY	0- 1	0- 1	2- 1				
1- 0	0- 0	0- 0	NEUTRAL	0- 0	0- 0	1- 0				
5- 4	0- 0	0- 1	NON-CONFERENCE	0- 1	0- 1	5- 1				
2- 1	0- 0	0- 1	HOME	0- 0	0- 0	2- 0				
2- 3	0- 0	0- 0	AWAY	0- 1	0- 1	2- 1				
1- 0	0- 0	0- 0	NEUTRAL	0- 0	0- 0	1- 0				
0- 0	0- 0	0- 0	CONFERENCE	0- 0	0- 0	0- 0				
0- 0	0- 0	0- 0	HOME	0- 0	0- 0	0- 0				
0- 0	0- 0	0- 0	AWAY	0- 0	0- 0	0- 0				
0- 0	0- 0	0- 0	NEUTRAL	0- 0	0- 0	0- 0				

RPI	S	Opponent	Score	RPI	S	Opponent	Score	RPI	S	Opponent	Score	RPI	S	Opponent	Score	Team's RPI: 190
27	H	Georgia Tech	47 63	52	A	Georgia	65 80	136	A	Campbell	51 63	179	A	Navy	62 82	
								203	H	Samford	60 55	274	A	UNCW	58 56	
								284	A	Ga. Southern	95 69	287	H	Mercer	92 64	
								330	N	UMBC	59 44					
LAST 12 Division I GAMES:																
136	A	Campbell	51 63	330	N	UMBC	59 44	27	H	Georgia Tech	47 63	179	A	Navy	62 82	
274	A	UNCW	58 56													
284	A	Ga. Southern	95 69													
287	H	Mercer	92 64													
203	H	Samford	60 55													
52	A	Georgia	65 80													

Non-Div I Games:

Kennesaw St.

Average RPI Win:	211	WON-LOST	WINNING	LAST 10	STRENGTH OF	OPP. STRENGTH	TEAM	ADJ.	CONF.	ADJ CONF.
Average RPI Loss:	24	RECORD	PCT. RANK	GAMES	SCHEDULE	OF SCHEDULE	RPI	RPI	RPI	RPI
DIV. I ONLY	5- 3	105	0- 1	80	91	72	72	12	12	
DIV. I NON-CONF.	5- 3	104	0- 1	79	91	72	72	12	12	
TOTALS	RPI 1-25	RPI 26-50	W-L RECORDS	RPI 51-100	RPI 101-150	RPI 150+				
5- 3	0- 2	0- 1	OVERALL	0- 0	1- 0	4- 0				
2- 1	0- 1	0- 0	HOME	0- 0	0- 0	2- 0				
2- 1	0- 1	0- 0	AWAY	0- 0	1- 0	1- 0				
1- 1	0- 0	0- 1	NEUTRAL	0- 0	0- 0	1- 0				
5- 3	0- 2	0- 1	NON-CONFERENCE	0- 0	1- 0	4- 0				
2- 1	0- 1	0- 0	HOME	0- 0	0- 0	2- 0				
2- 1	0- 1	0- 0	AWAY	0- 0	1- 0	1- 0				
1- 1	0- 0	0- 1	NEUTRAL	0- 0	0- 0	1- 0				
0- 0	0- 0	0- 0	CONFERENCE	0- 0	0- 0	0- 0				
0- 0	0- 0	0- 0	HOME	0- 0	0- 0	0- 0				
0- 0	0- 0	0- 0	AWAY	0- 0	0- 0	0- 0				
0- 0	0- 0	0- 0	NEUTRAL	0- 0	0- 0	0- 0				

RPI 1-25				RPI 26-50				RPI 51-100				Team's RPI: 72		RPI 101+			
RPI	S	Opponent	Score	RPI	S	Opponent	Score	RPI	S	Opponent	Score		RPI	S	Opponent	Score	
12	H	Ohio St.	65 75	36	N	Michigan	53 88						113	A	Duquesne	77 75	
25	A	Purdue	64 77										159	H	Robert Morris	82 81	
													161	A	Youngstown St.	82 73	
													289	H	St. Bonaventure	81 58	
													335	N	Purdue Fort Wayne	75 67	
LAST 12 Division I GAMES:																	
161	A	Youngstown St.	82 73	25	A	Purdue	64 77										
113	A	Duquesne	77 75	289	H	St. Bonaventure	81 58										
				159	H	Robert Morris	82 81										
				12	H	Ohio St.	65 75										
				335	N	Purdue Fort Wayne	75 67										
				36	N	Michigan	53 88										

Non-Div I Games:

Kent St.

Average RPI Win:	158	WON-LOST	WINNING	LAST 10	STRENGTH OF	OPP. STRENGTH	TEAM	ADJ.	CONF.	ADJ CONF.
Average RPI Loss:	0	RECORD	PCT. RANK	GAMES	SCHEDULE	OF SCHEDULE	RPI	RPI	RPI	RPI
DIV. I ONLY	9- 0	1	1- 0	225	16	30	30	7	7	
DIV. I NON-CONF.	9- 0	1	1- 0	224	16	30	30	7	7	
TOTALS	RPI 1-25	RPI 26-50	W-L RECORDS	RPI 51-100	RPI 101-150	RPI 150+				
9- 0	1- 0	1- 0	OVERALL	1- 0	1- 0	5- 0				
7- 0	0- 0	1- 0	HOME	0- 0	1- 0	5- 0				
2- 0	1- 0	0- 0	AWAY	1- 0	0- 0	0- 0				
0- 0	0- 0	0- 0	NEUTRAL	0- 0	0- 0	0- 0				
9- 0	1- 0	1- 0	NON-CONFERENCE	1- 0	1- 0	5- 0				
7- 0	0- 0	1- 0	HOME	0- 0	1- 0	5- 0				
2- 0	1- 0	0- 0	AWAY	1- 0	0- 0	0- 0				
0- 0	0- 0	0- 0	NEUTRAL	0- 0	0- 0	0- 0				
0- 0	0- 0	0- 0	CONFERENCE	0- 0	0- 0	0- 0				
0- 0	0- 0	0- 0	HOME	0- 0	0- 0	0- 0				
0- 0	0- 0	0- 0	AWAY	0- 0	0- 0	0- 0				
0- 0	0- 0	0- 0	NEUTRAL	0- 0	0- 0	0- 0				

RPI 1-25				RPI 26-50				Team's RPI: 30				RPI 51-100				RPI 101+			
RPI	S	Opponent	Score	RPI	S	Opponent	Score	RPI	S	Opponent	Score	RPI	S	Opponent	Score	RPI	S	Opponent	Score
20	A	Virginia	50 47	39	H	Charlotte	86 39	69	A	Middle Tenn.	67 52	132	H	Austin Peay	81 52	197	H	Stetson	67 48
												203	H	Samford	79 49	210	H	Mt. St. Mary's	67 44
												249	H	Grambling	81 35	306	H	Morehead St.	79 54
LAST 12 Division I GAMES:																			
203	H	Samford	79 49	306	H	Morehead St.	79 54												
39	H	Charlotte	86 39	20	A	Virginia	50 47												
132	H	Austin Peay	81 52	197	H	Stetson	67 48												
249	H	Grambling	81 35	69	A	Middle Tenn.	67 52												
				210	H	Mt. St. Mary's	67 44												

Non-Div I Games:

Kentucky

Average RPI Win:	332	WON-LOST	WINNING	LAST 10	STRENGTH OF	OPP. STRENGTH	TEAM	ADJ.	CONF.	ADJ CONF.
Average RPI Loss:	208	RECORD	PCT. RANK	GAMES	SCHEDULE	OF SCHEDULE	RPI	RPI	RPI	RPI
DIV. I ONLY	1- 8	323	0- 1	210	346	334	334	29	29	
DIV. I NON-CONF.	1- 8	323	0- 1	209	346	334	334	29	29	
TOTALS	RPI 1-25	RPI 26-50	W-L RECORDS	RPI 51-100	RPI 101-150	RPI 150+				
1- 8	0- 0	0- 0	OVERALL	0- 0	0- 2	1- 6				
1- 4	0- 0	0- 0	HOME	0- 0	0- 1	1- 3				
0- 4	0- 0	0- 0	AWAY	0- 0	0- 1	0- 3				
0- 0	0- 0	0- 0	NEUTRAL	0- 0	0- 0	0- 0				
1- 8	0- 0	0- 0	NON-CONFERENCE	0- 0	0- 2	1- 6				
1- 4	0- 0	0- 0	HOME	0- 0	0- 1	1- 3				
0- 4	0- 0	0- 0	AWAY	0- 0	0- 1	0- 3				
0- 0	0- 0	0- 0	NEUTRAL	0- 0	0- 0	0- 0				
0- 0	0- 0	0- 0	CONFERENCE	0- 0	0- 0	0- 0				
0- 0	0- 0	0- 0	HOME	0- 0	0- 0	0- 0				
0- 0	0- 0	0- 0	AWAY	0- 0	0- 0	0- 0				
0- 0	0- 0	0- 0	NEUTRAL	0- 0	0- 0	0- 0				

RPI 1-25				RPI 26-50				RPI 51-100				RPI 101+				Team's RPI: 334	
RPI	S	Opponent	Score	RPI	S	Opponent	Score	RPI	S	Opponent	Score	RPI	S	Opponent	Score		
												128	H	Stony Brook	49	80	
												147	A	Rhode Island	56	79	
												151	H	Cleveland St.	49	79	
												223	H	Fairfield	51	53	
												227	A	Lafayette	60	65	
												232	A	UMass Lowell	56	65	
												242	A	Army West Point	60	67	
												311	H	Saint Peter's	74	89	
												332	H	Hofstra	85	46	
LAST 12 Division I GAMES:																	
				242	A	Army West Point	60	67				232	A	UMass Lowell	56	65	
				332	H	Hofstra	85	46				147	A	Rhode Island	56	79	
				128	H	Stony Brook	49	80				311	H	Saint Peter's	74	89	
				227	A	Lafayette	60	65									
				151	H	Cleveland St.	49	79									
				223	H	Fairfield	51	53									

Non-Div I Games:

LIU Brooklyn

Average RPI Win:	217	WON-LOST	WINNING	LAST 10	STRENGTH OF	OPP. STRENGTH	TEAM	ADJ.	CONF.	ADJ CONF.
Average RPI Loss:	178	RECORD	PCT. RANK	GAMES	SCHEDULE	OF SCHEDULE	RPI	RPI	RPI	RPI
DIV. I ONLY	2- 7	293	0- 0	278	173	310	310	11	11	
DIV. I NON-CONF.	2- 7	293	0- 0	280	170	309	309	11	11	
TOTALS	RPI 1-25	RPI 26-50	W-L RECORDS	RPI 51-100	RPI 101-150	RPI 150+				
2- 7	0- 0	0- 0	OVERALL	0- 2	0- 0	2- 5				
1- 4	0- 0	0- 0	HOME	0- 1	0- 0	1- 3				
1- 3	0- 0	0- 0	AWAY	0- 1	0- 0	1- 2				
0- 0	0- 0	0- 0	NEUTRAL	0- 0	0- 0	0- 0				
2- 7	0- 0	0- 0	NON-CONFERENCE	0- 2	0- 0	2- 5				
1- 4	0- 0	0- 0	HOME	0- 1	0- 0	1- 3				
1- 3	0- 0	0- 0	AWAY	0- 1	0- 0	1- 2				
0- 0	0- 0	0- 0	NEUTRAL	0- 0	0- 0	0- 0				
0- 0	0- 0	0- 0	CONFERENCE	0- 0	0- 0	0- 0				
0- 0	0- 0	0- 0	HOME	0- 0	0- 0	0- 0				
0- 0	0- 0	0- 0	AWAY	0- 0	0- 0	0- 0				
0- 0	0- 0	0- 0	NEUTRAL	0- 0	0- 0	0- 0				

RPI 1-25			RPI 26-50			RPI 51-100			RPI 101+			Team's RPI: 310
RPI	S	Opponent	Score	RPI	S	Opponent	Score	RPI	S	Opponent	Score	
						51 A UCLA	52 74	157 H Hawaii			65 51	
						59 H Yale	65 81	194 A UC Irvine			65 80	
								224 H Georgetown			53 64	
								226 H CSUN			54 56	
								239 H Cal St. Fullerton			74 79	
								253 A Tulsa			56 75	
								276 A Long Beach St.			70 57	
LAST 12 Division I GAMES:												
276	A	Long Beach St.	70 57	226	H	CSUN	54 56					
194	A	UC Irvine	65 80	59	H	Yale	65 81					
239	H	Cal St. Fullerton	74 79	224	H	Georgetown	53 64					
157	H	Hawaii	65 51	253	A	Tulsa	56 75					
51	A	UCLA	52 74									

Non-Div I Games: Cal St. San B'dino 94 46

LMU (CA)

■ Loss,
■ Non-Conf, S Site,
■ Home
■ Away
N Neutral

Average RPI Win: 165		WON-LOST	WINNING	LAST 10	STRENGTH OF		OPP. STRENGTH	TEAM	ADJ.	CONF.	ADJ CONF.
Average RPI Loss: 37		RECORD	PCT. RANK	GAMES	SCHEDULE		OF SCHEDULE	RPI	RPI	RPI	RPI
DIV. I ONLY		8- 2	46	1- 0	131		45	45	45	7	7
DIV. I NON-CONF.		8- 2	47	1- 0	130		45	45	45	7	7
TOTALS		RPI 1-25	RPI 26-50		W-L RECORDS		RPI 51-100	RPI 101-150		RPI 150+	
8- 2	1- 1	0- 0		OVERALL		1- 1	2- 0		4- 0		
4- 1	1- 1	0- 0		HOME		0- 0	1- 0		2- 0		
2- 1	0- 0	0- 0		AWAY		0- 1	0- 0		2- 0		
2- 0	0- 0	0- 0		NEUTRAL		1- 0	1- 0		0- 0		
8- 2	1- 1	0- 0		NON-CONFERENCE		1- 1	2- 0		4- 0		
4- 1	1- 1	0- 0		HOME		0- 0	1- 0		2- 0		
2- 1	0- 0	0- 0		AWAY		0- 1	0- 0		2- 0		
2- 0	0- 0	0- 0		NEUTRAL		1- 0	1- 0		0- 0		
0- 0	0- 0	0- 0		CONFERENCE		0- 0	0- 0		0- 0		
0- 0	0- 0	0- 0		HOME		0- 0	0- 0		0- 0		
0- 0	0- 0	0- 0		AWAY		0- 0	0- 0		0- 0		
0- 0	0- 0	0- 0		NEUTRAL		0- 0	0- 0		0- 0		

RPI 1-25					RPI 26-50					Team's RPI: 45					RPI 51-100					RPI 101+				
RPI	S	Opponent	Score		RPI	S	Opponent	Score		RPI	S	Opponent	Score		RPI	S	Opponent	Score						
21	H	Florida St.	62	70						53	A	Oklahoma	68	90	134	H	New Orleans	83	49					
23	H	Rutgers	64	58						88	N	Michigan St.	58	56	148	N	Memphis	89	58					
															180	A	Tulane	59	54					
															233	H	Southeastern La.	62	52					
															251	A	Little Rock	65	50					
															264	H	Nicholls St.	63	32					
LAST 12 Division I GAMES:																								
					148	N	Memphis	89	58	53	A	Oklahoma	68	90										
					251	A	Little Rock	65	50	264	H	Nicholls St.	63	32										
					21	H	Florida St.	62	70	88	N	Michigan St.	58	56										
					134	H	New Orleans	83	49	23	H	Rutgers	64	58										
										233	H	Southeastern La.	62	52										
										180	A	Tulane	59	54										

Non-Div I Games:

LSU

■ Loss, ■ Non-Conf, S Site, H Home A Away N Neutral

Average RPI Win:	247	WON-LOST	WINNING	LAST 10	STRENGTH OF	OPP. STRENGTH	TEAM	ADJ.	CONF.	ADJ CONF.
Average RPI Loss:	132	RECORD	PCT. RANK	GAMES	SCHEDULE	OF SCHEDULE	RPI	RPI	RPI	RPI
DIV. I ONLY	6- 4	119	0- 1	157	300	139	139	10	10	
DIV. I NON-CONF.	6- 4	120	0- 1	158	302	138	138	10	10	
TOTALS	RPI 1-25	RPI 26-50	W-L RECORDS	RPI 51-100	RPI 101-150	RPI 150+				
6- 4	0- 0	0- 0	OVERALL	0- 2	1- 0	5- 2				
2- 2	0- 0	0- 0	HOME	0- 1	1- 0	1- 1				
3- 2	0- 0	0- 0	AWAY	0- 1	0- 0	3- 1				
1- 0	0- 0	0- 0	NEUTRAL	0- 0	0- 0	1- 0				
6- 4	0- 0	0- 0	NON-CONFERENCE	0- 2	1- 0	5- 2				
2- 2	0- 0	0- 0	HOME	0- 1	1- 0	1- 1				
3- 2	0- 0	0- 0	AWAY	0- 1	0- 0	3- 1				
1- 0	0- 0	0- 0	NEUTRAL	0- 0	0- 0	1- 0				
0- 0	0- 0	0- 0	CONFERENCE	0- 0	0- 0	0- 0				
0- 0	0- 0	0- 0	HOME	0- 0	0- 0	0- 0				
0- 0	0- 0	0- 0	AWAY	0- 0	0- 0	0- 0				
0- 0	0- 0	0- 0	NEUTRAL	0- 0	0- 0	0- 0				

RPI 1-25			RPI 26-50			RPI 51-100			RPI 101+			Team's RPI: 139
RPI	S	Opponent	Score	RPI	S	Opponent	Score	RPI	S	Opponent	Score	
						93 H Penn	49 65	122 H Harvard			75 69	
						98 A Rider	43 70	159 H Robert Morris			68 71	
								179 A Navy			46 61	
								214 A Norfolk St.			55 52	
								241 A Howard			78 62	
								267 A Penn St.			69 67	
								308 H Coppin St.			79 46	
								330 N UMBC			74 58	
LAST 12 Division I GAMES:												
179	A	Navy	46 61	330	N	UMBC	74 58					
98	A	Rider	43 70	308	H	Coppin St.	79 46					
93	H	Penn	49 65	214	A	Norfolk St.	55 52					
241	A	Howard	78 62	267	A	Penn St.	69 67					
				122	H	Harvard	75 69					
				159	H	Robert Morris	68 71					

Non-Div I Games:

La Salle

■ Loss,
 ■ Non-Conf,
 S Site,
 ■ Home
 ■ Away
 N Neutral

DIV. I ONLY				THROUGH GAMES OF 11/10/19						
Average RPI Win:	347	WON-LOST	WINNING	LAST 10	STRENGTH OF	OPP. STRENGTH	TEAM	ADJ.	CONF.	ADJ CONF.
Average RPI Loss:	247	RECORD	PCT. RANK	GAMES	SCHEDULE	OF SCHEDULE	RPI	RPI	RPI	RPI
DIV. I ONLY	1- 6	310	0- 1	333	344	348	348	22	22	
DIV. I NON-CONF.	1- 6	309	0- 1	333	344	348	348	22	22	

TOTALS	RPI 1-25		RPI 26-50		W-L RECORDS		RPI 51-100		RPI 101-150	RPI 150+
1- 6	0- 0		0- 0		OVERALL		0- 0		0- 0	1- 6
1- 3	0- 0		0- 0		HOME		0- 0		0- 0	1- 3
0- 3	0- 0		0- 0		AWAY		0- 0		0- 0	0- 3
0- 0	0- 0		0- 0		NEUTRAL		0- 0		0- 0	0- 0
1- 6	0- 0		0- 0		NON-CONFERENCE		0- 0		0- 0	1- 6
1- 3	0- 0		0- 0		HOME		0- 0		0- 0	1- 3
0- 3	0- 0		0- 0		AWAY		0- 0		0- 0	0- 3
0- 0	0- 0		0- 0		NEUTRAL		0- 0		0- 0	0- 0
0- 0	0- 0		0- 0		CONFERENCE		0- 0		0- 0	0- 0
0- 0	0- 0		0- 0		HOME		0- 0		0- 0	0- 0
0- 0	0- 0		0- 0		AWAY		0- 0		0- 0	0- 0
0- 0	0- 0		0- 0		NEUTRAL		0- 0		0- 0	0- 0

RPI 1-25				RPI 26-50				RPI 51-100				RPI 101+				Team's RPI: 348	
RPI	S	Opponent	Score	RPI	S	Opponent	Score	RPI	S	Opponent	Score	RPI	S	Opponent	Score		
												182	H	Southern Miss.	42	57	
												233	H	Southeastern La.	52	65	
												235	H	Houston Baptist	65	72	
												256	A	Tennessee Tech	68	75	
												257	A	Ole Miss	42	66	
												320	A	McNeese	69	72	
												347	H	Northwestern St.	63	54	
LAST 12 Division I GAMES:																	
				235	H	Houston Baptist	65	72	256	A	Tennessee Tech	68	75				
				320	A	McNeese	69	72	257	A	Ole Miss	42	66				
				233	H	Southeastern La.	52	65									
				347	H	Northwestern St.	63	54									
				182	H	Southern Miss.	42	57									

Non-Div I Games:

La.-Monroe

■ Loss, ■ Non-Conf, S Site, H Home A Away N Neutral

Lafayette

Through Games Of 12/10/19

Average RPI Win:	300	WON-LOST	WINNING	LAST 10	STRENGTH OF	OPP. STRENGTH	TEAM	ADJ.	CONF.	ADJ CONF.
Average RPI Loss:	112	RECORD	PCT. RANK	GAMES	SCHEDULE	OF SCHEDULE	RPI	RPI	RPI	RPI
DIV. I ONLY	4- 4	162	0- 1	249	283	227	227	14	14	
DIV. I NON-CONF.	4- 4	161	0- 1	248	285	227	227	14	14	
TOTALS	RPI 1-25	RPI 26-50	W-L RECORDS	RPI 51-100	RPI 101-150	RPI 150+				
4- 4	0- 0	0- 0	OVERALL	0- 2	0- 1	4- 1				
3- 1	0- 0	0- 0	HOME	0- 0	0- 1	3- 0				
1- 3	0- 0	0- 0	AWAY	0- 2	0- 0	1- 1				
0- 0	0- 0	0- 0	NEUTRAL	0- 0	0- 0	0- 0				
4- 4	0- 0	0- 0	NON-CONFERENCE	0- 2	0- 1	4- 1				
3- 1	0- 0	0- 0	HOME	0- 0	0- 1	3- 0				
1- 3	0- 0	0- 0	AWAY	0- 2	0- 0	1- 1				
0- 0	0- 0	0- 0	NEUTRAL	0- 0	0- 0	0- 0				
0- 0	0- 0	0- 0	CONFERENCE	0- 0	0- 0	0- 0				
0- 0	0- 0	0- 0	HOME	0- 0	0- 0	0- 0				
0- 0	0- 0	0- 0	AWAY	0- 0	0- 0	0- 0				
0- 0	0- 0	0- 0	NEUTRAL	0- 0	0- 0	0- 0				

RPI 1-25				RPI 26-50				RPI 51-100				RPI 101+				Team's RPI: 227	
RPI	S	Opponent	Score	RPI	S	Opponent	Score	RPI	S	Opponent	Score	RPI	S	Opponent	Score		
								84	A	St. John's (NY)	44	76	113	H	Duquesne	65	73
								86	A	Binghamton	64	74	163	A	Monmouth	44	52
													240	H	Manhattan	60	53
													288	A	Albany (NY)	54	47
													334	H	LIU Brooklyn	65	60
													337	H	Fairleigh Dickinson	61	29
LAST 12 Division I GAMES:																	
				113	H	Duquesne	65	73	163	A	Monmouth	44	52				
				84	A	St. John's (NY)	44	76	240	H	Manhattan	60	53				
				86	A	Binghamton	64	74	288	A	Albany (NY)	54	47				
				337	H	Fairleigh Dickinson	61	29	334	H	LIU Brooklyn	65	60				

Non-Div I Games:

Lafayette

Loss, Non-Conf, S Site, H Home A Away N Neutral

Average RPI Win:	208	WON-LOST	WINNING	LAST 10	STRENGTH OF	OPP. STRENGTH	TEAM	ADJ.	CONF.	ADJ CONF.
Average RPI Loss:	117	RECORD	PCT. RANK	GAMES	SCHEDULE	OF SCHEDULE	RPI	RPI	RPI	RPI
DIV. I ONLY	2- 5	254	1- 0	27	242	153	153	26	26	
DIV. I NON-CONF.	2- 5	254	1- 0	26	241	152	152	26	26	
TOTALS	RPI 1-25	RPI 26-50	W-L RECORDS	RPI 51-100	RPI 101-150	RPI 150+				
2- 5	0- 1	0- 2	OVERALL	0- 0	1- 0	1- 2				
1- 1	0- 0	0- 0	HOME	0- 0	0- 0	1- 1				
0- 4	0- 1	0- 2	AWAY	0- 0	0- 0	0- 1				
1- 0	0- 0	0- 0	NEUTRAL	0- 0	1- 0	0- 0				
2- 5	0- 1	0- 2	NON-CONFERENCE	0- 0	1- 0	1- 2				
1- 1	0- 0	0- 0	HOME	0- 0	0- 0	1- 1				
0- 4	0- 1	0- 2	AWAY	0- 0	0- 0	0- 1				
1- 0	0- 0	0- 0	NEUTRAL	0- 0	1- 0	0- 0				
0- 0	0- 0	0- 0	CONFERENCE	0- 0	0- 0	0- 0				
0- 0	0- 0	0- 0	HOME	0- 0	0- 0	0- 0				
0- 0	0- 0	0- 0	AWAY	0- 0	0- 0	0- 0				
0- 0	0- 0	0- 0	NEUTRAL	0- 0	0- 0	0- 0				

RPI 1-25				RPI 26-50				RPI 51-100				RPI 101+ Team's RPI: 153			
RPI	S	Opponent	Score	RPI	S	Opponent	Score	RPI	S	Opponent	Score	RPI	S	Opponent	Score
17	A	NC State	40 81	29	A	Baylor	28 90					116	N	Idaho	47 44
				34	A	Oklahoma St.	53 74					209	H	Louisiana	63 74
												298	A	Cal Poly	56 57
												300	H	Denver	71 59
LAST 12 Division I GAMES:															
300	H	Denver	71 59	116	N	Idaho	47 44	209	H	Louisiana	63 74				
298	A	Cal Poly	56 57	29	A	Baylor	28 90	17	A	NC State	40 81				
				34	A	Oklahoma St.	53 74								

Non-Div I Games: Howard Payne 96 36 LeTourneau 90 38

Lamar University

Loss, Non-Conf, S Site, H Home A Away N Neutral

L
e
h
i
g
h

L
e
h
i
g
h

Lehigh

Page 143

Liberty

Average RPI Win: **220**
Average RPI Loss: **136**

WON-LOST
RECORD

WINNING
PCT. RANK

LAST 10
GAMES

Through Games Of 12/10/19

STRENGTH OF
SCHEDULE

OPP. STRENGTH
OF SCHEDULE

TEAM
RPI

ADJ.
RPI

CONF.
RPI

ADJ CONF.
RPI

DIV. I ONLY	3- 6	230	1- 0	103	192	201	201	16	16
DIV. I NON-CONF.	3- 6	230	1- 0	103	191	200	200	16	16
TOTALS	RPI 1-25	RPI 26-50	W-L RECORDS	RPI 51-100	RPI 101-150	RPI 150+			
3- 6	0- 1	0- 1	OVERALL	0- 1	0- 1	3- 2			
1- 3	0- 0	0- 0	HOME	0- 0	0- 1	1- 2			
1- 2	0- 0	0- 1	AWAY	0- 1	0- 0	1- 0			
1- 1	0- 1	0- 0	NEUTRAL	0- 0	0- 0	1- 0			
3- 6	0- 1	0- 1	NON-CONFERENCE	0- 1	0- 1	3- 2			
1- 3	0- 0	0- 0	HOME	0- 0	0- 1	1- 2			
1- 2	0- 0	0- 1	AWAY	0- 1	0- 0	1- 0			
1- 1	0- 1	0- 0	NEUTRAL	0- 0	0- 0	1- 0			
0- 0	0- 0	0- 0	CONFERENCE	0- 0	0- 0	0- 0			
0- 0	0- 0	0- 0	HOME	0- 0	0- 0	0- 0			
0- 0	0- 0	0- 0	AWAY	0- 0	0- 0	0- 0			
0- 0	0- 0	0- 0	NEUTRAL	0- 0	0- 0	0- 0			

RPI 1-25			RPI 26-50			RPI 51-100			RPI 101+ Team's RPI: 201		
RPI	S	Opponent	Score	RPI	S	Opponent	Score	RPI	S	Opponent	Score
1	N	Oregon St.	55 68	49	A	Virginia Tech	69 73	78	A	James Madison	53 76
										114	H
										UNC Greensboro	53 58
										154	N
										Miami (OH)	65 53
										214	A
										Norfolk St.	67 48
										280	H
										ETSU	62 63
										291	H
										East Carolina	81 66
										294	H
										Chattanooga	54 71
LAST 12 Division I GAMES:											
49	A	Virginia Tech	69 73	291	H	East Carolina	81 66	1	N	Oregon St.	55 68
294	H	Chattanooga	54 71	154	N	Miami (OH)	65 53	78	A	James Madison	53 76
280	H	ETSU	62 63	114	H	UNC Greensboro	53 58				
214	A	Norfolk St.	67 48								

Non-Div I Games:

Liberty

Loss, Non-Conf, S Site, H Home A Away N Neutral

Average RPI Win:	296	WON-LOST	WINNING	LAST 10	STRENGTH OF	OPP. STRENGTH	TEAM	ADJ.	CONF.	ADJ CONF.
Average RPI Loss:	156	RECORD	PCT. RANK	GAMES	SCHEDULE	OF SCHEDULE	RPI	RPI	RPI	RPI
DIV. I ONLY	2- 7	293	1- 0	215	291	297	297	16	16	
DIV. I NON-CONF.	2- 7	293	1- 0	214	292	297	297	16	16	
TOTALS	RPI 1-25	RPI 26-50	W-L RECORDS	RPI 51-100	RPI 101-150	RPI 150+				
2- 7	0- 0	0- 0	OVERALL	0- 3	0- 1	2- 3				
1- 2	0- 0	0- 0	HOME	0- 0	0- 1	1- 1				
1- 3	0- 0	0- 0	AWAY	0- 1	0- 0	1- 2				
0- 2	0- 0	0- 0	NEUTRAL	0- 2	0- 0	0- 0				
2- 7	0- 0	0- 0	NON-CONFERENCE	0- 3	0- 1	2- 3				
1- 2	0- 0	0- 0	HOME	0- 0	0- 1	1- 1				
1- 3	0- 0	0- 0	AWAY	0- 1	0- 0	1- 2				
0- 2	0- 0	0- 0	NEUTRAL	0- 2	0- 0	0- 0				
0- 0	0- 0	0- 0	CONFERENCE	0- 0	0- 0	0- 0				
0- 0	0- 0	0- 0	HOME	0- 0	0- 0	0- 0				
0- 0	0- 0	0- 0	AWAY	0- 0	0- 0	0- 0				
0- 0	0- 0	0- 0	NEUTRAL	0- 0	0- 0	0- 0				

RPI 1-25				RPI 26-50				RPI 51-100				RPI 101+				Team's RPI: 297	
RPI	S	Opponent	Score	RPI	S	Opponent	Score	RPI	S	Opponent	Score	RPI	S	Opponent	Score		
								69	A	Middle Tenn.	49	70	105	H	Murray St.	57	67
								94	N	Marist	63	74	155	A	Dayton	60	82
								98	N	Rider	76	81	231	H	Eastern Ill.	56	66
													252	H	Northern Ky.	71	69
													338	A	Jacksonville St.	63	65
													340	A	Tennessee St.	74	64
LAST 12 Division I GAMES:																	
340	A	Tennessee St.	74	64	231	H	Eastern Ill.	56	66								
69	A	Middle Tenn.	49	70	94	N	Marist	63	74								
155	A	Dayton	60	82	98	N	Rider	76	81								
					105	H	Murray St.	57	67								
					252	H	Northern Ky.	71	69								
					338	A	Jacksonville St.	63	65								

Non-Div I Games:

Lipscomb

Little Rock

Through Games Of 12/10/19

Average RPI Win:	284	WON-LOST	WINNING	LAST 10	STRENGTH OF	OPP. STRENGTH	TEAM	ADJ.	CONF.	ADJ CONF.
Average RPI Loss:	110	RECORD	PCT. RANK	GAMES	SCHEDULE	OF SCHEDULE	RPI	RPI	RPI	RPI
DIV. I ONLY	2- 6	277	1- 0	111	228	251	251	22	22	
DIV. I NON-CONF.	2- 6	278	1- 0	111	227	251	251	22	22	
TOTALS	RPI 1-25	RPI 26-50	W-L RECORDS	RPI 51-100	RPI 101-150	RPI 150+				
2- 6	0- 0	0- 3	OVERALL	0- 1	0- 0	2- 2				
2- 2	0- 0	0- 1	HOME	0- 0	0- 0	2- 1				
0- 4	0- 0	0- 2	AWAY	0- 1	0- 0	0- 1				
0- 0	0- 0	0- 0	NEUTRAL	0- 0	0- 0	0- 0				
2- 6	0- 0	0- 3	NON-CONFERENCE	0- 1	0- 0	2- 2				
2- 2	0- 0	0- 1	HOME	0- 0	0- 0	2- 1				
0- 4	0- 0	0- 2	AWAY	0- 1	0- 0	0- 1				
0- 0	0- 0	0- 0	NEUTRAL	0- 0	0- 0	0- 0				
0- 0	0- 0	0- 0	CONFERENCE	0- 0	0- 0	0- 0				
0- 0	0- 0	0- 0	HOME	0- 0	0- 0	0- 0				
0- 0	0- 0	0- 0	AWAY	0- 0	0- 0	0- 0				
0- 0	0- 0	0- 0	NEUTRAL	0- 0	0- 0	0- 0				

RPI S	Opponent	Score	RPI S	Opponent	Score	RPI S	Opponent	Score	RPI S	Opponent	Score	Team's RPI: 251
			33 A Texas A&M	35 78		85 A Fla. Atlantic	72 79		216 H Louisiana Tech	38 43		
			41 A Western Ky.	58 77					237 A Rice	40 66		
			45 H LSU	50 65					253 H Tulsa	63 51		
									315 H Central Ark.	63 48		
LAST 12 Division I GAMES:												
			253 H Tulsa	63 51		45 H LSU	50 65					
			216 H Louisiana Tech	38 43		237 A Rice	40 66					
			41 A Western Ky.	58 77		33 A Texas A&M	35 78					
			85 A Fla. Atlantic	72 79								
			315 H Central Ark.	63 48								

Non-Div I Games:

Little Rock

Loss, Non-Conf, S Site, H Home A Away N Neutral

Average RPI Win:	196	WON-LOST	WINNING	LAST 10	STRENGTH OF	OPP. STRENGTH	TEAM	ADJ.	CONF.	ADJ CONF.
Average RPI Loss:	206	RECORD	PCT. RANK	GAMES	SCHEDULE	OF SCHEDULE	RPI	RPI	RPI	RPI
DIV. I ONLY	2- 6	277	0- 1	207	290	276	276	24	24	
DIV. I NON-CONF.	2- 6	278	0- 1	206	291	277	277	24	24	
TOTALS	RPI 1-25	RPI 26-50	W-L RECORDS	RPI 51-100	RPI 101-150	RPI 150+				
2- 6	0- 0	0- 0	OVERALL	0- 2	1- 0	1- 4				
0- 2	0- 0	0- 0	HOME	0- 0	0- 0	0- 2				
1- 4	0- 0	0- 0	AWAY	0- 2	1- 0	0- 2				
1- 0	0- 0	0- 0	NEUTRAL	0- 0	0- 0	1- 0				
2- 6	0- 0	0- 0	NON-CONFERENCE	0- 2	1- 0	1- 4				
0- 2	0- 0	0- 0	HOME	0- 0	0- 0	0- 2				
1- 4	0- 0	0- 0	AWAY	0- 2	1- 0	0- 2				
1- 0	0- 0	0- 0	NEUTRAL	0- 0	0- 0	1- 0				
0- 0	0- 0	0- 0	CONFERENCE	0- 0	0- 0	0- 0				
0- 0	0- 0	0- 0	HOME	0- 0	0- 0	0- 0				
0- 0	0- 0	0- 0	AWAY	0- 0	0- 0	0- 0				
0- 0	0- 0	0- 0	NEUTRAL	0- 0	0- 0	0- 0				

RPI 1-25			RPI 26-50			RPI 51-100			RPI 101+			Team's RPI: 276
RPI	S	Opponent	Score	RPI	S	Opponent	Score	RPI	S	Opponent	Score	
						51	A UCLA	51	86	124	A Santa Clara	54 46
						56	A California	45	68	212	A California Baptist	70 79
										263	H Utah St.	48 56
										267	N Penn St.	64 56
										310	H LMU (CA)	57 70
										344	A Seattle U	54 66
LAST 12 Division I GAMES:												
						267	N Penn St.	64	56	56	A California	45 68
						310	H LMU (CA)	57	70	344	A Seattle U	54 66
						263	H Utah St.	48	56	124	A Santa Clara	54 46
						51	A UCLA	51	86			
						212	A California Baptist	70	79			

Non-Div I Games: Westcliff 94 47

Long Beach St.

Average RPI Win:	302	WON-LOST	WINNING	LAST 10	STRENGTH OF	OPP. STRENGTH	TEAM	ADJ.	CONF.	ADJ CONF.
Average RPI Loss:	216	RECORD	PCT. RANK	GAMES	SCHEDULE	OF SCHEDULE	RPI	RPI	RPI	RPI
DIV. I ONLY	2- 5	254	0- 1	231	339	307	307	30	30	
DIV. I NON-CONF.	2- 5	254	0- 1	230	339	306	306	30	30	
TOTALS	RPI 1-25	RPI 26-50	W-L RECORDS	RPI 51-100	RPI 101-150	RPI 150+				
2- 5	0- 0	0- 0	OVERALL	0- 1	0- 0	2- 4				
2- 1	0- 0	0- 0	HOME	0- 0	0- 0	2- 1				
0- 4	0- 0	0- 0	AWAY	0- 1	0- 0	0- 3				
0- 0	0- 0	0- 0	NEUTRAL	0- 0	0- 0	0- 0				
2- 5	0- 0	0- 0	NON-CONFERENCE	0- 1	0- 0	2- 4				
2- 1	0- 0	0- 0	HOME	0- 0	0- 0	2- 1				
0- 4	0- 0	0- 0	AWAY	0- 1	0- 0	0- 3				
0- 0	0- 0	0- 0	NEUTRAL	0- 0	0- 0	0- 0				
0- 0	0- 0	0- 0	CONFERENCE	0- 0	0- 0	0- 0				
0- 0	0- 0	0- 0	HOME	0- 0	0- 0	0- 0				
0- 0	0- 0	0- 0	AWAY	0- 0	0- 0	0- 0				
0- 0	0- 0	0- 0	NEUTRAL	0- 0	0- 0	0- 0				

RPI 1-25				RPI 26-50				RPI 51-100				RPI 101+				Team's RPI: 307	
RPI	S	Opponent	Score	RPI	S	Opponent	Score	RPI	S	Opponent	Score	RPI	S	Opponent	Score		
								78	A	James Madison	53	93	176	A	Florida	54	71
												214	A	Norfolk St.	46	49	
												274	H	UNCW	59	58	
												291	H	East Carolina	61	64	
												323	A	Wofford	76	79	
												329	H	Brown	86	76	
LAST 12 Division I GAMES:																	
				214	A	Norfolk St.	46	49				291	H	East Carolina	61	64	
												323	A	Wofford	76	79	
												329	H	Brown	86	76	
												274	H	UNCW	59	58	
												176	A	Florida	54	71	
												78	A	James Madison	53	93	

Non-Div I Games:

Longwood

■ Loss,
 ■ Non-Conf,
 S Site,
 ■ Home
 ■ Away
 N Neutral

Team Rank				Through Games Of 11/10/19						
Average RPI Win:	210	WON-LOST	WINNING	LAST 10	STRENGTH OF	OPP. STRENGTH	TEAM	ADJ.	CONF.	ADJ CONF.
Average RPI Loss:	155	RECORD	PCT. RANK	GAMES	SCHEDULE	OF SCHEDULE	RPI	RPI	RPI	RPI
DIV. I ONLY	4- 2	84	0- 1	345	22	209	209	22	22	22
DIV. I NON-CONF.	4- 2	82	0- 1	345	22	208	208	22	22	22

TOTALS	RPI 1-25		RPI 26-50		W-L RECORDS		RPI 51-100		RPI 101-150	RPI 150+
4- 2	0- 0		0- 0		OVERALL		0- 0		1- 1	3- 1
2- 0	0- 0		0- 0		HOME		0- 0		0- 0	2- 0
2- 2	0- 0		0- 0		AWAY		0- 0		1- 1	1- 1
0- 0	0- 0		0- 0		NEUTRAL		0- 0		0- 0	0- 0
4- 2	0- 0		0- 0		NON-CONFERENCE		0- 0		1- 1	3- 1
2- 0	0- 0		0- 0		HOME		0- 0		0- 0	2- 0
2- 2	0- 0		0- 0		AWAY		0- 0		1- 1	1- 1
0- 0	0- 0		0- 0		NEUTRAL		0- 0		0- 0	0- 0
0- 0	0- 0		0- 0		CONFERENCE		0- 0		0- 0	0- 0
0- 0	0- 0		0- 0		HOME		0- 0		0- 0	0- 0
0- 0	0- 0		0- 0		AWAY		0- 0		0- 0	0- 0
0- 0	0- 0		0- 0		NEUTRAL		0- 0		0- 0	0- 0

RPI 1-25				RPI 26-50				RPI 51-100				RPI 101+				Team's RPI: 209	
RPI	S	Opponent	Score	RPI	S	Opponent	Score	RPI	S	Opponent	Score	RPI	S	Opponent	Score		
												134	A	New Orleans	65	60	
												138	A	North Texas	66	69	
												153	A	Lamar University	74	63	
												171	A	Sam Houston St.	73	77	
												233	H	Southeastern La.	60	50	
												320	H	McNeese	75	55	
LAST 12 Division I GAMES:																	
				138	A	North Texas	66	69									
				153	A	Lamar University	74	63									
				134	A	New Orleans	65	60									
				233	H	Southeastern La.	60	50									
				320	H	McNeese	75	55									
				171	A	Sam Houston St.	73	77									

Non-Div I Games:	Loyola (LA)	67	51	Xavier (LA)	62	49
------------------	-------------	----	----	-------------	----	----

Louisiana

■ Loss, ■ Non-Conf, S Site, H Home A Away N Neutral

Average RPI Win:	240	WON-LOST	WINNING	LAST 10	STRENGTH OF	OPP. STRENGTH	TEAM	ADJ.	CONF.	ADJ CONF.
Average RPI Loss:	171	RECORD	PCT. RANK	GAMES	SCHEDULE	OF SCHEDULE	RPI	RPI	RPI	RPI
DIV. I ONLY	3- 3	162	0- 1	264	158	216	216	13	13	
DIV. I NON-CONF.	3- 3	161	0- 1	263	156	216	216	13	13	
TOTALS	RPI 1-25	RPI 26-50	W-L RECORDS	RPI 51-100	RPI 101-150	RPI 150+				
3- 3	0- 0	0- 0	OVERALL	0- 0	1- 2	2- 1				
2- 1	0- 0	0- 0	HOME	0- 0	1- 1	1- 0				
1- 2	0- 0	0- 0	AWAY	0- 0	0- 1	1- 1				
0- 0	0- 0	0- 0	NEUTRAL	0- 0	0- 0	0- 0				
3- 3	0- 0	0- 0	NON-CONFERENCE	0- 0	1- 2	2- 1				
2- 1	0- 0	0- 0	HOME	0- 0	1- 1	1- 0				
1- 2	0- 0	0- 0	AWAY	0- 0	0- 1	1- 1				
0- 0	0- 0	0- 0	NEUTRAL	0- 0	0- 0	0- 0				
0- 0	0- 0	0- 0	CONFERENCE	0- 0	0- 0	0- 0				
0- 0	0- 0	0- 0	HOME	0- 0	0- 0	0- 0				
0- 0	0- 0	0- 0	AWAY	0- 0	0- 0	0- 0				
0- 0	0- 0	0- 0	NEUTRAL	0- 0	0- 0	0- 0				

RPI 1-25				RPI 26-50				RPI 51-100				RPI 101+				Team's RPI: 216	
RPI	S	Opponent	Score	RPI	S	Opponent	Score	RPI	S	Opponent	Score	RPI	S	Opponent	Score		
												118	A	Houston	53	67	
												137	H	Wichita St.	80	88	
												148	H	Memphis	83	74	
												251	A	Little Rock	43	38	
												257	A	Ole Miss	53	76	
												320	H	McNeese	79	54	

Non-Div I Games:	Loyola (LA)	71	52	LSU-Alexandria	93	61
------------------	-------------	----	----	----------------	----	----

Louisiana Tech

■ Loss, ■ Non-Conf, S Site, H Home A Away N Neutral

Average RPI Win:	110	WON-LOST	WINNING	LAST 10	STRENGTH OF	OPP. STRENGTH	TEAM	ADJ.	CONF.	ADJ CONF.
Average RPI Loss:	12	RECORD	PCT. RANK	GAMES	SCHEDULE	OF SCHEDULE	RPI	RPI	RPI	RPI
DIV. I ONLY	9- 1	16	1- 0	13	56	5	5	3	3	
DIV. I NON-CONF.	9- 1	16	1- 0	13	56	5	5	3	3	
TOTALS	RPI 1-25	RPI 26-50	W-L RECORDS	RPI 51-100	RPI 101-150	RPI 150+				
9- 1	1- 1	2- 0	OVERALL	2- 0	2- 0	2- 0				
5- 0	0- 0	1- 0	HOME	1- 0	2- 0	1- 0				
1- 1	0- 1	0- 0	AWAY	0- 0	0- 0	1- 0				
3- 0	1- 0	1- 0	NEUTRAL	1- 0	0- 0	0- 0				
9- 1	1- 1	2- 0	NON-CONFERENCE	2- 0	2- 0	2- 0				
5- 0	0- 0	1- 0	HOME	1- 0	2- 0	1- 0				
1- 1	0- 1	0- 0	AWAY	0- 0	0- 0	1- 0				
3- 0	1- 0	1- 0	NEUTRAL	1- 0	0- 0	0- 0				
0- 0	0- 0	0- 0	CONFERENCE	0- 0	0- 0	0- 0				
0- 0	0- 0	0- 0	HOME	0- 0	0- 0	0- 0				
0- 0	0- 0	0- 0	AWAY	0- 0	0- 0	0- 0				
0- 0	0- 0	0- 0	NEUTRAL	0- 0	0- 0	0- 0				

RPI 1-25				Team's RPI: 5				RPI 26-50				RPI 51-100				RPI 101+			
RPI	S	Opponent	Score	RPI	S	Opponent	Score	RPI	S	Opponent	Score	RPI	S	Opponent	Score				
12	A	Ohio St.	60 67	34	N	Oklahoma St.	69 48	65	H	Boise St.	98 82	102	H	Central Mich.	76 63				
13	N	Oregon	72 62	41	H	Western Ky.	75 56	82	N	UT Arlington	76 67	105	H	Murray St.	76 40				
												252	A	Northern Ky.	85 57				
												294	H	Chattanooga	86 37				
LAST 12 Division I GAMES:																			
252	A	Northern Ky.	85 57	294	H	Chattanooga	86 37												
12	A	Ohio St.	60 67	102	H	Central Mich.	76 63												
13	N	Oregon	72 62	105	H	Murray St.	76 40												
34	N	Oklahoma St.	69 48	41	H	Western Ky.	75 56												
82	N	UT Arlington	76 67																
65	H	Boise St.	98 82																

Non-Div I Games:

Louisville

Average RPI Win:	223	WON-LOST	WINNING	LAST 10	STRENGTH OF	OPP. STRENGTH	TEAM	ADJ.	CONF.	ADJ CONF.
Average RPI Loss:	0	RECORD	PCT. RANK	GAMES	SCHEDULE	OF SCHEDULE	RPI	RPI	RPI	RPI
DIV. I ONLY	8- 0	1	1- 0	292	167	68	68	5	5	
DIV. I NON-CONF.	8- 0	1	1- 0	292	164	68	68	5	5	
TOTALS	RPI 1-25	RPI 26-50	W-L RECORDS	RPI 51-100	RPI 101-150	RPI 150+				
8- 0	0- 0	0- 0	OVERALL	1- 0	1- 0	6- 0				
2- 0	0- 0	0- 0	HOME	1- 0	0- 0	1- 0				
6- 0	0- 0	0- 0	AWAY	0- 0	1- 0	5- 0				
0- 0	0- 0	0- 0	NEUTRAL	0- 0	0- 0	0- 0				
8- 0	0- 0	0- 0	NON-CONFERENCE	1- 0	1- 0	6- 0				
2- 0	0- 0	0- 0	HOME	1- 0	0- 0	1- 0				
6- 0	0- 0	0- 0	AWAY	0- 0	1- 0	5- 0				
0- 0	0- 0	0- 0	NEUTRAL	0- 0	0- 0	0- 0				
0- 0	0- 0	0- 0	CONFERENCE	0- 0	0- 0	0- 0				
0- 0	0- 0	0- 0	HOME	0- 0	0- 0	0- 0				
0- 0	0- 0	0- 0	AWAY	0- 0	0- 0	0- 0				
0- 0	0- 0	0- 0	NEUTRAL	0- 0	0- 0	0- 0				

RPI 1-25				RPI 26-50				RPI 51-100				Team's RPI: 68		RPI 101+			
RPI	S	Opponent	Score	RPI	S	Opponent	Score	RPI	S	Opponent	Score			RPI	S	Opponent	Score
								92	H	Dartmouth	61	40		125	A	UMKC	72 67
														166	A	Portland	78 64
														231	A	Eastern Ill.	67 51
														250	H	Vermont	78 76
														271	A	SIUE	63 50
														322	A	Detroit Mercy	89 60
														324	A	Chicago St.	98 53
LAST 12 Division I GAMES:																	
				166	A	Portland	78 64							271	A	SIUE	63 50
				125	A	UMKC	72 67							92	H	Dartmouth	61 40
				324	A	Chicago St.	98 53										
				231	A	Eastern Ill.	67 51										
				250	H	Vermont	78 76										
				322	A	Detroit Mercy	89 60										

Non-Div I Games:

Loyola Chicago

Loyola Maryland

Through Games Of 12/10/19

Average RPI Win:	337	WON-LOST	WINNING	LAST 10	STRENGTH OF	OPP. STRENGTH	TEAM	ADJ.	CONF.	ADJ CONF.
Average RPI Loss:	125	RECORD	PCT. RANK	GAMES	SCHEDULE	OF SCHEDULE	RPI	RPI	RPI	RPI
DIV. I ONLY	1- 8	323	0- 1	204	108	286	286	14	14	
DIV. I NON-CONF.	1- 8	323	0- 1	203	108	287	287	14	14	
TOTALS	RPI 1-25	RPI 26-50	W-L RECORDS	RPI 51-100	RPI 101-150	RPI 150+				
1- 8	0- 1	0- 1	OVERALL	0- 3	0- 0	1- 3				
0- 1	0- 0	0- 0	HOME	0- 0	0- 0	0- 1				
1- 6	0- 1	0- 1	AWAY	0- 2	0- 0	1- 2				
0- 1	0- 0	0- 0	NEUTRAL	0- 1	0- 0	0- 0				
1- 8	0- 1	0- 1	NON-CONFERENCE	0- 3	0- 0	1- 3				
0- 1	0- 0	0- 0	HOME	0- 0	0- 0	0- 1				
1- 6	0- 1	0- 1	AWAY	0- 2	0- 0	1- 2				
0- 1	0- 0	0- 0	NEUTRAL	0- 1	0- 0	0- 0				
0- 0	0- 0	0- 0	CONFERENCE	0- 0	0- 0	0- 0				
0- 0	0- 0	0- 0	HOME	0- 0	0- 0	0- 0				
0- 0	0- 0	0- 0	AWAY	0- 0	0- 0	0- 0				
0- 0	0- 0	0- 0	NEUTRAL	0- 0	0- 0	0- 0				

RPI 1-25				RPI 26-50				RPI 51-100				RPI 101+ Team's RPI: 286			
RPI	S	Opponent	Score	RPI	S	Opponent	Score	RPI	S	Opponent	Score	RPI	S	Opponent	Score
9	A	Northwestern	46 67	44	A	Maryland	45 105	76	A	Notre Dame	60 84	210	A	Mt. St. Mary's	75 81
								85	A	Fla. Atlantic	61 72	241	H	Howard	69 75
								91	N	Wright St.	51 66	246	A	St. Francis Brooklyn	78 89
												337	A	Fairleigh Dickinson	75 46
LAST 12 Division I GAMES:															
337	A	Fairleigh Dickinson	75 46	91	N	Wright St.	51 66	210	A	Mt. St. Mary's	75 81	246	A	St. Francis Brooklyn	78 89
9	A	Northwestern	46 67	44	A	Maryland	45 105	85	A	Fla. Atlantic	61 72	241	H	Howard	69 75
76	A	Notre Dame	60 84												

Non-Div I Games:

Loyola Maryland

Loss, Non-Conf, S Site, H Home A Away N Neutral

Maine

Through Games Of 12/10/19

Average RPI Win:	197	WON-LOST	WINNING	LAST 10	STRENGTH OF	OPP. STRENGTH	TEAM	ADJ.	CONF.	ADJ CONF.
Average RPI Loss:	127	RECORD	PCT. RANK	GAMES	SCHEDULE	OF SCHEDULE	RPI	RPI	RPI	RPI
DIV. I ONLY	2- 8	298	0- 1	83	240	229	229	27	27	
DIV. I NON-CONF.	2- 8	298	0- 1	82	239	229	229	27	27	
TOTALS	RPI 1-25	RPI 26-50	W-L RECORDS	RPI 51-100	RPI 101-150	RPI 150+				
2- 8	0- 2	0- 0	OVERALL	0- 2	0- 1	2- 3				
1- 2	0- 0	0- 0	HOME	0- 0	0- 1	1- 1				
1- 3	0- 1	0- 0	AWAY	0- 1	0- 0	1- 1				
0- 3	0- 1	0- 0	NEUTRAL	0- 1	0- 0	0- 1				
2- 8	0- 2	0- 0	NON-CONFERENCE	0- 2	0- 1	2- 3				
1- 2	0- 0	0- 0	HOME	0- 0	0- 1	1- 1				
1- 3	0- 1	0- 0	AWAY	0- 1	0- 0	1- 1				
0- 3	0- 1	0- 0	NEUTRAL	0- 1	0- 0	0- 1				
0- 0	0- 0	0- 0	CONFERENCE	0- 0	0- 0	0- 0				
0- 0	0- 0	0- 0	HOME	0- 0	0- 0	0- 0				
0- 0	0- 0	0- 0	AWAY	0- 0	0- 0	0- 0				
0- 0	0- 0	0- 0	NEUTRAL	0- 0	0- 0	0- 0				

RPI	S	Opponent	Score	RPI	S	Opponent	Score	RPI	S	Opponent	Score	RPI	S	Opponent	Score	Team's RPI: 229
17	A	NC State	34 62					77	N	Arizona St.	31 57	122	H	Harvard	40 69	
18	N	Drake	62 94					92	A	Dartmouth	41 57	155	N	Dayton	49 78	
												179	H	Navy	46 41	
												204	H	Boston U.	49 62	
												215	A	Delaware	69 56	
												329	A	Brown	70 76	
LAST 12 Division I GAMES:																
155	N	Dayton	49 78	122	H	Harvard	40 69	77	N	Arizona St.	31 57	179	H	Navy	46 41	
18	N	Drake	62 94	204	H	Boston U.	49 62	17	A	NC State	34 62	215	A	Delaware	69 56	
92	A	Dartmouth	41 57	329	A	Brown	70 76									

Non-Div I Games: Husson 104 43

Maine

 Loss,
 Non-Conf,
 S Site,
 H Home
 A Away
 N Neutral

Average RPI Win:	215	WON-LOST	WINNING	LAST 10	STRENGTH OF	OPP. STRENGTH	TEAM	ADJ.	CONF.	ADJ CONF.
Average RPI Loss:	152	RECORD	PCT. RANK	GAMES	SCHEDULE	OF SCHEDULE	RPI	RPI	RPI	RPI
DIV. I ONLY	2- 5	254	0- 1	135	295	240	240	21	21	
DIV. I NON-CONF.	2- 5	254	0- 1	134	297	241	241	20	20	
TOTALS	RPI 1-25	RPI 26-50	W-L RECORDS	RPI 51-100	RPI 101-150	RPI 150+				
2- 5	0- 0	0- 0	OVERALL	1- 0	0- 3	1- 2				
1- 2	0- 0	0- 0	HOME	1- 0	0- 2	0- 0				
1- 3	0- 0	0- 0	AWAY	0- 0	0- 1	1- 2				
0- 0	0- 0	0- 0	NEUTRAL	0- 0	0- 0	0- 0				
2- 5	0- 0	0- 0	NON-CONFERENCE	1- 0	0- 3	1- 2				
1- 2	0- 0	0- 0	HOME	1- 0	0- 2	0- 0				
1- 3	0- 0	0- 0	AWAY	0- 0	0- 1	1- 2				
0- 0	0- 0	0- 0	NEUTRAL	0- 0	0- 0	0- 0				
0- 0	0- 0	0- 0	CONFERENCE	0- 0	0- 0	0- 0				
0- 0	0- 0	0- 0	HOME	0- 0	0- 0	0- 0				
0- 0	0- 0	0- 0	AWAY	0- 0	0- 0	0- 0				
0- 0	0- 0	0- 0	NEUTRAL	0- 0	0- 0	0- 0				

RPI 1-25				RPI 26-50				RPI 51-100				RPI 101+				Team's RPI: 240	
RPI	S	Opponent	Score	RPI	S	Opponent	Score	RPI	S	Opponent	Score	RPI	S	Opponent	Score		
								92	H	Dartmouth	70 58						
												113	H	Duquesne	65	76	
												128	A	Stony Brook	54	59	
												133	H	Fordham	45	51	
												158	A	Villanova	51	63	
												227	A	Lafayette	53	60	
												337	A	Fairleigh Dickinson	62	61	
LAST 12 Division I GAMES:																	
				133	H	Fordham	45	51		113	H	Duquesne	65	76			
				92	H	Dartmouth	70	58		128	A	Stony Brook	54	59			
				227	A	Lafayette	53	60									
				158	A	Villanova	51	63									
				337	A	Fairleigh Dickinson	62	61									

Non-Div I Games:

Average RPI Win:	221	WON-LOST	WINNING	LAST 10	STRENGTH OF	OPP. STRENGTH	TEAM	ADJ.	CONF.	ADJ CONF.
Average RPI Loss:	56	RECORD	PCT. RANK	GAMES	SCHEDULE	OF SCHEDULE	RPI	RPI	RPI	RPI
DIV. I ONLY	5- 2	73	0- 1	171	160	94	94	21	21	
DIV. I NON-CONF.	5- 2	74	0- 1	170	158	95	95	20	20	
TOTALS	RPI 1-25	RPI 26-50	W-L RECORDS	RPI 51-100	RPI 101-150	RPI 150+				
5- 2	0- 1	0- 0	OVERALL	0- 0	1- 1	4- 0				
2- 1	0- 1	0- 0	HOME	0- 0	0- 0	2- 0				
1- 1	0- 0	0- 0	AWAY	0- 0	0- 1	1- 0				
2- 0	0- 0	0- 0	NEUTRAL	0- 0	1- 0	1- 0				
5- 2	0- 1	0- 0	NON-CONFERENCE	0- 0	1- 1	4- 0				
2- 1	0- 1	0- 0	HOME	0- 0	0- 0	2- 0				
1- 1	0- 0	0- 0	AWAY	0- 0	0- 1	1- 0				
2- 0	0- 0	0- 0	NEUTRAL	0- 0	1- 0	1- 0				
0- 0	0- 0	0- 0	CONFERENCE	0- 0	0- 0	0- 0				
0- 0	0- 0	0- 0	HOME	0- 0	0- 0	0- 0				
0- 0	0- 0	0- 0	AWAY	0- 0	0- 0	0- 0				
0- 0	0- 0	0- 0	NEUTRAL	0- 0	0- 0	0- 0				

RPI 1-25				RPI 26-50				RPI 51-100				Team's RPI: 94		RPI 101+			
RPI	S	Opponent	Score	RPI	S	Opponent	Score	RPI	S	Opponent	Score			RPI	S	Opponent	Score
10	H	Princeton	50 62											102	A	Central Mich.	54 77
														104	N	North Florida	69 54
														204	A	Boston U.	89 75
														213	H	Elon	63 55
														288	H	Albany (NY)	76 52
														297	N	Lipscomb	74 63
LAST 12 Division I GAMES:																	
				213	H	Elon	63 55	10	H	Princeton	50 62						
				288	H	Albany (NY)	76 52	102	A	Central Mich.	54 77						
				204	A	Boston U.	89 75	297	N	Lipscomb	74 63						
								104	N	North Florida	69 54						

Non-Div I Games:

Marist

Average RPI Win:	166	WON-LOST	WINNING	LAST 10	STRENGTH OF	OPP. STRENGTH	TEAM	ADJ.	CONF.	ADJ CONF.
Average RPI Loss:	10	RECORD	PCT. RANK	GAMES	SCHEDULE	OF SCHEDULE	RPI	RPI	RPI	RPI
DIV. I ONLY	7- 2	51	1- 0	121	8	50	50	6	6	
DIV. I NON-CONF.	7- 2	52	1- 0	121	8	50	50	6	6	
TOTALS	RPI 1-25	RPI 26-50	W-L RECORDS	RPI 51-100	RPI 101-150	RPI 150+				
7- 2	0- 2	1- 0	OVERALL	1- 0	1- 0	4- 0				
3- 2	0- 2	1- 0	HOME	0- 0	0- 0	2- 0				
3- 0	0- 0	0- 0	AWAY	1- 0	1- 0	1- 0				
1- 0	0- 0	0- 0	NEUTRAL	0- 0	0- 0	1- 0				
7- 2	0- 2	1- 0	NON-CONFERENCE	1- 0	1- 0	4- 0				
3- 2	0- 2	1- 0	HOME	0- 0	0- 0	2- 0				
3- 0	0- 0	0- 0	AWAY	1- 0	1- 0	1- 0				
1- 0	0- 0	0- 0	NEUTRAL	0- 0	0- 0	1- 0				
0- 0	0- 0	0- 0	CONFERENCE	0- 0	0- 0	0- 0				
0- 0	0- 0	0- 0	HOME	0- 0	0- 0	0- 0				
0- 0	0- 0	0- 0	AWAY	0- 0	0- 0	0- 0				
0- 0	0- 0	0- 0	NEUTRAL	0- 0	0- 0	0- 0				

RPI 1-25				RPI 26-50				Team's RPI: 50				RPI 51-100				RPI 101+			
RPI	S	Opponent	Score	RPI	S	Opponent	Score	RPI	S	Opponent	Score	RPI	S	Opponent	Score	RPI	S	Opponent	Score
9	H	Northwestern	56 64	26	H	Illinois St.	58 41	61	A	Green Bay	60 47	150	A	Saint Mary's (CA)	77 63				
11	H	Mississippi St.	68 74									172	A	Milwaukee	78 56				
												246	H	St. Francis Brooklyn	92 71				
												253	N	Tulsa	61 60				
												254	H	Morgan St.	70 48				
LAST 12 Division I GAMES:																			
172	A	Milwaukee	78 56	11	H	Mississippi St.	68 74	61	A	Green Bay	60 47	9	H	Northwestern	56 64				
253	N	Tulsa	61 60	26	H	Illinois St.	58 41	246	H	St. Francis Brooklyn	92 71	254	H	Morgan St.	70 48				
150	A	Saint Mary's (CA)	77 63																

Non-Div I Games:

Marquette

Average RPI Win:	246	WON-LOST	WINNING	LAST 10	STRENGTH OF	OPP. STRENGTH	TEAM	ADJ.	CONF.	ADJ CONF.
Average RPI Loss:	196	RECORD	PCT. RANK	GAMES	SCHEDULE	OF SCHEDULE	RPI	RPI	RPI	RPI
DIV. I ONLY	3- 4	199	0- 1	336	161	317	317	13	13	
DIV. I NON-CONF.	3- 4	198	0- 1	336	159	316	316	13	13	
TOTALS	RPI 1-25	RPI 26-50	W-L RECORDS	RPI 51-100	RPI 101-150	RPI 150+				
3- 4	0- 0	0- 0	OVERALL	0- 1	0- 1	3- 2				
2- 2	0- 0	0- 0	HOME	0- 0	0- 1	2- 1				
1- 2	0- 0	0- 0	AWAY	0- 1	0- 0	1- 1				
0- 0	0- 0	0- 0	NEUTRAL	0- 0	0- 0	0- 0				
3- 4	0- 0	0- 0	NON-CONFERENCE	0- 1	0- 1	3- 2				
2- 2	0- 0	0- 0	HOME	0- 0	0- 1	2- 1				
1- 2	0- 0	0- 0	AWAY	0- 1	0- 0	1- 1				
0- 0	0- 0	0- 0	NEUTRAL	0- 0	0- 0	0- 0				
0- 0	0- 0	0- 0	CONFERENCE	0- 0	0- 0	0- 0				
0- 0	0- 0	0- 0	HOME	0- 0	0- 0	0- 0				
0- 0	0- 0	0- 0	AWAY	0- 0	0- 0	0- 0				
0- 0	0- 0	0- 0	NEUTRAL	0- 0	0- 0	0- 0				

RPI 1-25			RPI 26-50			RPI 51-100			RPI 101+			Team's RPI: 317
RPI	S	Opponent	Score	RPI	S	Opponent	Score	RPI	S	Opponent	Score	
						96 A Ohio	51 67			112 H Bowling Green	69 82	
										214 H Norfolk St.	75 69	
										217 A Indiana St.	72 60	
										254 H Morgan St.	52 57	
										308 H Coppin St.	60 47	
										321 A Evansville	62 66	
LAST 12 Division I GAMES:												
						112 H Bowling Green	69 82			214 H Norfolk St.	75 69	
						217 A Indiana St.	72 60					
						321 A Evansville	62 66					
						254 H Morgan St.	52 57					
						308 H Coppin St.	60 47					
						96 A Ohio	51 67					

Non-Div I Games: Alderson Broadus 85 41 Ky. Christian 89 40

Marshall

Loss, Non-Conf, S Site, H Home A Away N Neutral

Average RPI Win:	177	WON-LOST	WINNING	LAST 10	STRENGTH OF	OPP. STRENGTH	TEAM	ADJ.	CONF.	ADJ CONF.
Average RPI Loss:	16	RECORD	PCT. RANK	GAMES	SCHEDULE	OF SCHEDULE	RPI	RPI	RPI	RPI
DIV. I ONLY	8- 2	46	1- 0	102	75	44	44	2	2	
DIV. I NON-CONF.	8- 2	47	1- 0	102	74	44	44	2	2	
TOTALS	RPI 1-25	RPI 26-50	W-L RECORDS	RPI 51-100	RPI 101-150	RPI 150+				
8- 2	0- 2	0- 0	OVERALL	2- 0	0- 0	6- 0				
5- 1	0- 1	0- 0	HOME	1- 0	0- 0	4- 0				
1- 1	0- 1	0- 0	AWAY	1- 0	0- 0	0- 0				
2- 0	0- 0	0- 0	NEUTRAL	0- 0	0- 0	2- 0				
8- 2	0- 2	0- 0	NON-CONFERENCE	2- 0	0- 0	6- 0				
5- 1	0- 1	0- 0	HOME	1- 0	0- 0	4- 0				
1- 1	0- 1	0- 0	AWAY	1- 0	0- 0	0- 0				
2- 0	0- 0	0- 0	NEUTRAL	0- 0	0- 0	2- 0				
0- 0	0- 0	0- 0	CONFERENCE	0- 0	0- 0	0- 0				
0- 0	0- 0	0- 0	HOME	0- 0	0- 0	0- 0				
0- 0	0- 0	0- 0	AWAY	0- 0	0- 0	0- 0				
0- 0	0- 0	0- 0	NEUTRAL	0- 0	0- 0	0- 0				

RPI 1-25				RPI 26-50		Team's RPI: 44		RPI 51-100				RPI 101+			
RPI	S	Opponent	Score	RPI	S	Opponent	Score	RPI	S	Opponent	Score	RPI	S	Opponent	Score
15	H	South Carolina	54 63					78	A	James Madison	70 68	173	N	Belmont	90 26
17	A	NC State	59 66					87	H	George Washington	88 54	181	H	Wagner	119 56
												188	N	Clemson	63 44
												205	H	Quinnipiac	107 52
												215	H	Delaware	99 55
												286	H	Loyola Maryland	105 45
LAST 12 Division I GAMES:															
				87	H	George Washington	88 54	286	H	Loyola Maryland	105 45				
				215	H	Delaware	99 55	17	A	NC State	59 66				
				78	A	James Madison	70 68	173	N	Belmont	90 26				
				15	H	South Carolina	54 63	188	N	Clemson	63 44				
				181	H	Wagner	119 56	205	H	Quinnipiac	107 52				

Non-Div I Games:

Maryland

Massachusetts

Through Games Of 12/10/19

Average RPI Win:	258	WON-LOST	WINNING	LAST 10	STRENGTH OF	OPP. STRENGTH	TEAM	ADJ.	CONF.	ADJ CONF.
Average RPI Loss:	98	RECORD	PCT. RANK	GAMES	SCHEDULE	OF SCHEDULE	RPI	RPI	RPI	RPI
DIV. I ONLY	6- 3	84	1- 0	259	237	184	184	10	10	
DIV. I NON-CONF.	6- 3	82	1- 0	258	236	184	184	10	10	
TOTALS	RPI 1-25	RPI 26-50	W-L RECORDS	RPI 51-100	RPI 101-150	RPI 150+				
6- 3	0- 0	0- 0	OVERALL	0- 2	1- 1	5- 0				
4- 2	0- 0	0- 0	HOME	0- 1	1- 1	3- 0				
2- 1	0- 0	0- 0	AWAY	0- 1	0- 0	2- 0				
0- 0	0- 0	0- 0	NEUTRAL	0- 0	0- 0	0- 0				
6- 3	0- 0	0- 0	NON-CONFERENCE	0- 2	1- 1	5- 0				
4- 2	0- 0	0- 0	HOME	0- 1	1- 1	3- 0				
2- 1	0- 0	0- 0	AWAY	0- 1	0- 0	2- 0				
0- 0	0- 0	0- 0	NEUTRAL	0- 0	0- 0	0- 0				
0- 0	0- 0	0- 0	CONFERENCE	0- 0	0- 0	0- 0				
0- 0	0- 0	0- 0	HOME	0- 0	0- 0	0- 0				
0- 0	0- 0	0- 0	AWAY	0- 0	0- 0	0- 0				
0- 0	0- 0	0- 0	NEUTRAL	0- 0	0- 0	0- 0				

RPI 1-25			RPI 26-50			RPI 51-100			RPI 101+			Team's RPI: 184
RPI	S	Opponent	Score	RPI	S	Opponent	Score	RPI	S	Opponent	Score	
						64	H Providence	63	72	119	H Holy Cross	75 72
						84	A St. John's (NY)	71	82	146	H Merrimack	64 79
										232	A UMass Lowell	74 58
										250	A Vermont	83 49
										281	H Hartford	74 48
										329	H Brown	95 42
										336	H New Hampshire	67 65
LAST 12 Division I GAMES:												
						119	H Holy Cross	75	72	336	H New Hampshire	67 65
						64	H Providence	63	72	250	A Vermont	83 49
						146	H Merrimack	64	79	84	A St. John's (NY)	71 82
										329	H Brown	95 42
										281	H Hartford	74 48
										232	A UMass Lowell	74 58

Non-Div I Games:

Massachusetts

Loss, Non-Conf, S Site, H Home A Away N Neutral

Average RPI Win:	348	WON-LOST	WINNING	LAST 10	STRENGTH OF	OPP. STRENGTH	TEAM	ADJ.	CONF.	ADJ CONF.
Average RPI Loss:	186	RECORD	PCT. RANK	GAMES	SCHEDULE	OF SCHEDULE	RPI	RPI	RPI	RPI
DIV. I ONLY	1- 6	310	0- 1	192	333	320	320	26	26	
DIV. I NON-CONF.	1- 6	309	0- 1	190	333	319	319	26	26	
TOTALS	RPI 1-25	RPI 26-50	W-L RECORDS	RPI 51-100	RPI 101-150	RPI 150+				
1- 6	0- 0	0- 1	OVERALL	0- 0	0- 0	1- 5				
1- 1	0- 0	0- 0	HOME	0- 0	0- 0	1- 1				
0- 5	0- 0	0- 1	AWAY	0- 0	0- 0	0- 4				
0- 0	0- 0	0- 0	NEUTRAL	0- 0	0- 0	0- 0				
1- 6	0- 0	0- 1	NON-CONFERENCE	0- 0	0- 0	1- 5				
1- 1	0- 0	0- 0	HOME	0- 0	0- 0	1- 1				
0- 5	0- 0	0- 1	AWAY	0- 0	0- 0	0- 4				
0- 0	0- 0	0- 0	NEUTRAL	0- 0	0- 0	0- 0				
0- 0	0- 0	0- 0	CONFERENCE	0- 0	0- 0	0- 0				
0- 0	0- 0	0- 0	HOME	0- 0	0- 0	0- 0				
0- 0	0- 0	0- 0	AWAY	0- 0	0- 0	0- 0				
0- 0	0- 0	0- 0	NEUTRAL	0- 0	0- 0	0- 0				

RPI 1-25			RPI 26-50			RPI 51-100			RPI 101+			Team's RPI: 320
RPI	S	Opponent	Score	RPI	S	Opponent	Score	RPI	S	Opponent	Score	
				31	A	Arkansas	58 101					
								198	A	SMU	60 81	
								209	A	Louisiana	55 75	
								216	A	Louisiana Tech	54 79	
								222	A	UAB	70 97	
								237	H	Rice	50 81	
								348	H	La.-Monroe	72 69	
LAST 12 Division I GAMES:												
216	A	Louisiana Tech	54 79	209	A	Louisiana	55 75					
348	H	La.-Monroe	72 69	31	A	Arkansas	58 101					
237	H	Rice	50 81	198	A	SMU	60 81					
222	A	UAB	70 97									

Non-Div I Games: Centenary (LA) 116 37

McNeese

Average RPI Win:	240	WON-LOST	WINNING	LAST 10	STRENGTH OF	OPP. STRENGTH	TEAM	ADJ.	CONF.	ADJ CONF.
Average RPI Loss:	136	RECORD	PCT. RANK	GAMES	SCHEDULE	OF SCHEDULE	RPI	RPI	RPI	RPI
DIV. I ONLY	5- 4	144	0- 1	116	288	148	148	9	9	
DIV. I NON-CONF.	5- 4	144	0- 1	116	289	147	147	9	9	
TOTALS	RPI 1-25	RPI 26-50	W-L RECORDS	RPI 51-100	RPI 101-150	RPI 150+				
5- 4	0- 0	0- 1	OVERALL	0- 1	1- 0	4- 2				
2- 2	0- 0	0- 0	HOME	0- 1	0- 0	2- 1				
2- 1	0- 0	0- 0	AWAY	0- 0	1- 0	1- 1				
1- 1	0- 0	0- 1	NEUTRAL	0- 0	0- 0	1- 0				
5- 4	0- 0	0- 1	NON-CONFERENCE	0- 1	1- 0	4- 2				
2- 2	0- 0	0- 0	HOME	0- 1	0- 0	2- 1				
2- 1	0- 0	0- 0	AWAY	0- 0	1- 0	1- 1				
1- 1	0- 0	0- 1	NEUTRAL	0- 0	0- 0	1- 0				
0- 0	0- 0	0- 0	CONFERENCE	0- 0	0- 0	0- 0				
0- 0	0- 0	0- 0	HOME	0- 0	0- 0	0- 0				
0- 0	0- 0	0- 0	AWAY	0- 0	0- 0	0- 0				
0- 0	0- 0	0- 0	NEUTRAL	0- 0	0- 0	0- 0				

RPI S	Opponent	Score	RPI S	Opponent	Score	RPI S	Opponent	Score	RPI S	Opponent	Score	Team's RPI: 148
45 N	LSU	58 89	87 H	George Washington	63 64	123 A	Southern Ill.	70 66	196 H	Eastern Ky.	60 63	
						216 A	Louisiana Tech	74 83	222 H	UAB	77 52	
						260 N	Kansas St.	72 68	277 A	Toledo	83 76	
						318 H	Alcorn	57 51				
LAST 12 Division I GAMES:												
277 A	Toledo	83 76	45 N	LSU	58 89	222 H	UAB	77 52				
123 A	Southern Ill.	70 66				260 N	Kansas St.	72 68				
87 H	George Washington	63 64										
216 A	Louisiana Tech	74 83										
196 H	Eastern Ky.	60 63										
318 H	Alcorn	57 51										

Non-Div I Games:

Memphis

Average RPI Win:	315	WON-LOST	WINNING	LAST 10	STRENGTH OF	OPP. STRENGTH	TEAM	ADJ.	CONF.	ADJ CONF.
Average RPI Loss:	150	RECORD	PCT. RANK	GAMES	SCHEDULE	OF SCHEDULE	RPI	RPI	RPI	RPI
DIV. I ONLY	2- 6	277	1- 0	216	277	287	287	25	25	
DIV. I NON-CONF.	2- 6	278	1- 0	215	279	288	288	25	25	
TOTALS	RPI 1-25	RPI 26-50	W-L RECORDS	RPI 51-100	RPI 101-150	RPI 150+				
2- 6	0- 0	0- 1	OVERALL	0- 1	0- 1	2- 3				
1- 2	0- 0	0- 1	HOME	0- 0	0- 0	1- 1				
1- 4	0- 0	0- 0	AWAY	0- 1	0- 1	1- 2				
0- 0	0- 0	0- 0	NEUTRAL	0- 0	0- 0	0- 0				
2- 6	0- 0	0- 1	NON-CONFERENCE	0- 1	0- 1	2- 3				
1- 2	0- 0	0- 1	HOME	0- 0	0- 0	1- 1				
1- 4	0- 0	0- 0	AWAY	0- 1	0- 1	1- 2				
0- 0	0- 0	0- 0	NEUTRAL	0- 0	0- 0	0- 0				
0- 0	0- 0	0- 0	CONFERENCE	0- 0	0- 0	0- 0				
0- 0	0- 0	0- 0	HOME	0- 0	0- 0	0- 0				
0- 0	0- 0	0- 0	AWAY	0- 0	0- 0	0- 0				
0- 0	0- 0	0- 0	NEUTRAL	0- 0	0- 0	0- 0				

RPI 1-25			RPI 26-50			RPI 51-100			RPI 101+			Team's RPI: 287
RPI	S	Opponent	Score	RPI	S	Opponent	Score	RPI	S	Opponent	Score	
				41	H	Western Ky.	62 75	52	A	Georgia	60 76	
								117	A	Alabama	56 111	
								190	A	Kennesaw St.	64 92	
								196	H	Eastern Ky.	60 61	
								284	H	Ga. Southern	62 52	
								305	A	Appalachian St.	68 77	
								346	A	South Carolina St.	66 55	
LAST 12 Division I GAMES:												
190	A	Kennesaw St.	64 92	284	H	Ga. Southern	62 52					
41	H	Western Ky.	62 75	346	A	South Carolina St.	66 55					
				305	A	Appalachian St.	68 77					
				196	H	Eastern Ky.	60 61					
				52	A	Georgia	60 76					
				117	A	Alabama	56 111					

Non-Div I Games: LaGrange 74 47

Mercer

Average RPI Win:	283	WON-LOST	WINNING	LAST 10	STRENGTH OF	OPP. STRENGTH	TEAM	ADJ.	CONF.	ADJ CONF.
Average RPI Loss:	112	RECORD	PCT. RANK	GAMES	SCHEDULE	OF SCHEDULE	RPI	RPI	RPI	RPI
DIV. I ONLY	3- 4	199	0- 1	94	322	146	146	29	29	
DIV. I NON-CONF.	3- 4	198	0- 1	94	322	145	145	29	29	
TOTALS	RPI 1-25	RPI 26-50	W-L RECORDS	RPI 51-100	RPI 101-150	RPI 150+				
3- 4	0- 0	0- 0	OVERALL	0- 2	0- 2	3- 0				
1- 1	0- 0	0- 0	HOME	0- 1	0- 0	1- 0				
2- 3	0- 0	0- 0	AWAY	0- 1	0- 2	2- 0				
0- 0	0- 0	0- 0	NEUTRAL	0- 0	0- 0	0- 0				
3- 4	0- 0	0- 0	NON-CONFERENCE	0- 2	0- 2	3- 0				
1- 1	0- 0	0- 0	HOME	0- 1	0- 0	1- 0				
2- 3	0- 0	0- 0	AWAY	0- 1	0- 2	2- 0				
0- 0	0- 0	0- 0	NEUTRAL	0- 0	0- 0	0- 0				
0- 0	0- 0	0- 0	CONFERENCE	0- 0	0- 0	0- 0				
0- 0	0- 0	0- 0	HOME	0- 0	0- 0	0- 0				
0- 0	0- 0	0- 0	AWAY	0- 0	0- 0	0- 0				
0- 0	0- 0	0- 0	NEUTRAL	0- 0	0- 0	0- 0				

RPI 1-25			RPI 26-50			RPI 51-100			RPI 101+			Team's RPI: 146
RPI	S	Opponent	Score	RPI	S	Opponent	Score	RPI	S	Opponent	Score	
						92 A Dartmouth	52 57	119 A Holy Cross		42 68		
						100 H Lehigh	68 72	135 A Illinois		72 75		
								184 A Massachusetts		79 64		
								329 A Brown		72 57		
								336 H New Hampshire		64 54		
LAST 12 Division I GAMES:												
135 A Illinois		72 75	92 A Dartmouth		52 57	329 A Brown		72 57	100 H Lehigh		68 72	
119 A Holy Cross		42 68	184 A Massachusetts		79 64	336 H New Hampshire		64 54				

Non-Div I Games: Eastern Nazarene 82 50 Fisher 81 42

Merrimack

Loss, Non-Conf, S Site, H Home A Away N Neutral

Average RPI Win:	142	WON-LOST	WINNING	LAST 10	STRENGTH OF	OPP. STRENGTH	TEAM	ADJ.	CONF.	ADJ CONF.
Average RPI Loss:	9	RECORD	PCT. RANK	GAMES	SCHEDULE	OF SCHEDULE	RPI	RPI	RPI	RPI
DIV. I ONLY	5- 3	105	0- 1	32	24	62	62	3	3	
DIV. I NON-CONF.	5- 3	104	0- 1	31	24	63	63	3	3	
TOTALS	RPI 1-25	RPI 26-50	W-L RECORDS	RPI 51-100	RPI 101-150	RPI 150+				
5- 3	0- 3	0- 0	OVERALL	1- 0	2- 0	2- 0				
4- 2	0- 2	0- 0	HOME	1- 0	1- 0	2- 0				
0- 1	0- 1	0- 0	AWAY	0- 0	0- 0	0- 0				
1- 0	0- 0	0- 0	NEUTRAL	0- 0	1- 0	0- 0				
5- 3	0- 3	0- 0	NON-CONFERENCE	1- 0	2- 0	2- 0				
4- 2	0- 2	0- 0	HOME	1- 0	1- 0	2- 0				
0- 1	0- 1	0- 0	AWAY	0- 0	0- 0	0- 0				
1- 0	0- 0	0- 0	NEUTRAL	0- 0	1- 0	0- 0				
0- 0	0- 0	0- 0	CONFERENCE	0- 0	0- 0	0- 0				
0- 0	0- 0	0- 0	HOME	0- 0	0- 0	0- 0				
0- 0	0- 0	0- 0	AWAY	0- 0	0- 0	0- 0				
0- 0	0- 0	0- 0	NEUTRAL	0- 0	0- 0	0- 0				

RPI 1-25				RPI 26-50				RPI 51-100 Team's RPI: 62				RPI 101+			
RPI	S	Opponent	Score	RPI	S	Opponent	Score	RPI	S	Opponent	Score	RPI	S	Opponent	Score
1	H	Oregon St.	53 75					75	H	IUPUI	74 65	104	H	North Florida	78 55
6	A	DePaul	83 89									106	N	N.C. A&T	68 67
19	H	Indiana	45 58									154	H	Miami (OH)	80 62
												272	H	Jackson St.	83 68
LAST 12 Division I GAMES:															
1	H	Oregon St.	53 75	6	A	DePaul	83 89								
106	N	N.C. A&T	68 67	19	H	Indiana	45 58								
75	H	IUPUI	74 65	154	H	Miami (OH)	80 62								
104	H	North Florida	78 55												
272	H	Jackson St.	83 68												

Non-Div I Games:

Miami (FL)

Average RPI Win:	270	WON-LOST	WINNING	LAST 10	STRENGTH OF	OPP. STRENGTH	TEAM	ADJ.	CONF.	ADJ CONF.
Average RPI Loss:	96	RECORD	PCT. RANK	GAMES	SCHEDULE	OF SCHEDULE	RPI	RPI	RPI	RPI
DIV. I ONLY	4- 5	188	2- 0	199	111	154	154	12	12	
DIV. I NON-CONF.	4- 5	187	2- 0	197	111	153	153	12	12	
TOTALS	RPI 1-25	RPI 26-50	W-L RECORDS	RPI 51-100	RPI 101-150	RPI 150+				
4- 5	0- 1	0- 0	OVERALL	0- 2	0- 0	4- 2				
1- 0	0- 0	0- 0	HOME	0- 0	0- 0	1- 0				
2- 4	0- 1	0- 0	AWAY	0- 2	0- 0	2- 1				
1- 1	0- 0	0- 0	NEUTRAL	0- 0	0- 0	1- 1				
4- 5	0- 1	0- 0	NON-CONFERENCE	0- 2	0- 0	4- 2				
1- 0	0- 0	0- 0	HOME	0- 0	0- 0	1- 0				
2- 4	0- 1	0- 0	AWAY	0- 2	0- 0	2- 1				
1- 1	0- 0	0- 0	NEUTRAL	0- 0	0- 0	1- 1				
0- 0	0- 0	0- 0	CONFERENCE	0- 0	0- 0	0- 0				
0- 0	0- 0	0- 0	HOME	0- 0	0- 0	0- 0				
0- 0	0- 0	0- 0	AWAY	0- 0	0- 0	0- 0				
0- 0	0- 0	0- 0	NEUTRAL	0- 0	0- 0	0- 0				

RPI 1-25				RPI 26-50				RPI 51-100				RPI 101+				Team's RPI: 154	
RPI	S	Opponent	Score	RPI	S	Opponent	Score	RPI	S	Opponent	Score	RPI	S	Opponent	Score		
6	A	DePaul	79 98					57	A	Bradley	68 79	152	A	Cincinnati	68 98		
								62	A	Miami (FL)	62 80	196	A	Eastern Ky.	75 57		
												201	N	Liberty	53 65		
												273	A	South Alabama	76 73		
												283	N	Prairie View	65 52		
												326	H	UIC	85 35		
LAST 12 Division I GAMES:																	
283	N	Prairie View	65 52	273	A	South Alabama	76 73	152	A	Cincinnati	68 98						
196	A	Eastern Ky.	75 57	62	A	Miami (FL)	62 80	201	N	Liberty	53 65						
6	A	DePaul	79 98	326	H	UIC	85 35	57	A	Bradley	68 79						

Non-Div I Games:

Miami (OH)

■ Loss,
 ■ Non-Conf,
 ■ S Site,
 ■ H Home
 ■ A Away
 N Neutral

Average RPI Win: 161		WON-LOST	WINNING	LAST 10	STRENGTH OF	OPP. STRENGTH	TEAM	ADJ.	CONF.	ADJ CONF.
Average RPI Loss: 76		RECORD	PCT. RANK	GAMES	SCHEDULE	OF SCHEDULE	RPI	RPI	RPI	RPI
DIV. I ONLY		8- 1	19	1- 0	119	70	36	36	2	2
DIV. I NON-CONF.		8- 1	19	1- 0	119	70	36	36	2	2
TOTALS	RPI 1-25	RPI 26-50		W-L RECORDS		RPI 51-100	RPI 101-150	RPI 150+		
8- 1	0- 0	0- 0		OVERALL		2- 1	1- 0	5- 0		
5- 1	0- 0	0- 0		HOME		1- 1	1- 0	3- 0		
2- 0	0- 0	0- 0		AWAY		0- 0	0- 0	2- 0		
1- 0	0- 0	0- 0		NEUTRAL		1- 0	0- 0	0- 0		
8- 1	0- 0	0- 0		NON-CONFERENCE		2- 1	1- 0	5- 0		
5- 1	0- 0	0- 0		HOME		1- 1	1- 0	3- 0		
2- 0	0- 0	0- 0		AWAY		0- 0	0- 0	2- 0		
1- 0	0- 0	0- 0		NEUTRAL		1- 0	0- 0	0- 0		
0- 0	0- 0	0- 0		CONFERENCE		0- 0	0- 0	0- 0		
0- 0	0- 0	0- 0		HOME		0- 0	0- 0	0- 0		
0- 0	0- 0	0- 0		AWAY		0- 0	0- 0	0- 0		
0- 0	0- 0	0- 0		NEUTRAL		0- 0	0- 0	0- 0		

RPI 1-25				RPI 26-50		Team's RPI: 36		RPI 51-100				RPI 101+			
RPI	S	Opponent	Score	RPI	S	Opponent	Score	RPI	S	Opponent	Score	RPI	S	Opponent	Score
								57	H	Bradley	77 57	115	H	Syracuse	84 76
								72	N	Kent St.	88 53	165	A	Akron	80 71
								76	H	Notre Dame	72 76	200	A	Eastern Mich.	57 38
												207	H	Oakland	79 64
												219	H	Western Mich.	76 55
												254	H	Morgan St.	80 48
LAST 12 Division I GAMES:															
				207	H	Oakland	79 64	76	H	Notre Dame	72 76				
				115	H	Syracuse	84 76	165	A	Akron	80 71				
				254	H	Morgan St.	80 48	72	N	Kent St.	88 53				
				200	A	Eastern Mich.	57 38	57	H	Bradley	77 57				
								219	H	Western Mich.	76 55				

Non-Div I Games:

Michigan

■ Loss, ■ Non-Conf, S Site, H Home A Away N Neutral

Average RPI Win:	224	WON-LOST	WINNING	LAST 10	STRENGTH OF	OPP. STRENGTH	TEAM	ADJ.	CONF.	ADJ CONF.
Average RPI Loss:	33	RECORD	PCT. RANK	GAMES	SCHEDULE	OF SCHEDULE	RPI	RPI	RPI	RPI
DIV. I ONLY	6- 2	60	1- 0	232	50	88	88	2	2	
DIV. I NON-CONF.	6- 2	61	1- 0	231	50	90	90	2	2	
TOTALS	RPI 1-25	RPI 26-50	W-L RECORDS	RPI 51-100	RPI 101-150	RPI 150+				
6- 2	0- 1	0- 1	OVERALL	1- 0	0- 0	5- 0				
4- 0	0- 0	0- 0	HOME	0- 0	0- 0	4- 0				
1- 1	0- 1	0- 0	AWAY	1- 0	0- 0	0- 0				
1- 1	0- 0	0- 1	NEUTRAL	0- 0	0- 0	1- 0				
6- 2	0- 1	0- 1	NON-CONFERENCE	1- 0	0- 0	5- 0				
4- 0	0- 0	0- 0	HOME	0- 0	0- 0	4- 0				
1- 1	0- 1	0- 0	AWAY	1- 0	0- 0	0- 0				
1- 1	0- 0	0- 1	NEUTRAL	0- 0	0- 0	1- 0				
0- 0	0- 0	0- 0	CONFERENCE	0- 0	0- 0	0- 0				
0- 0	0- 0	0- 0	HOME	0- 0	0- 0	0- 0				
0- 0	0- 0	0- 0	AWAY	0- 0	0- 0	0- 0				
0- 0	0- 0	0- 0	NEUTRAL	0- 0	0- 0	0- 0				

RPI 1-25				RPI 26-50				RPI 51-100				Team's RPI: 88	RPI 101+			
RPI	S	Opponent	Score	RPI	S	Opponent	Score	RPI	S	Opponent	Score		RPI	S	Opponent	Score
21	A	Florida St.	68 78	45	N	LSU	56 58	76	A	Notre Dame	72 69		200	H	Eastern Mich.	85 50
													207	H	Oakland	76 56
													260	N	Kansas St.	65 60
													281	H	Hartford	79 34
													322	H	Detroit Mercy	110 52
LAST 12 Division I GAMES:																
				21	A	Florida St.	68 78						260	N	Kansas St.	65 60
				45	N	LSU	56 58						200	H	Eastern Mich.	85 50
				281	H	Hartford	79 34									
				207	H	Oakland	76 56									
				76	A	Notre Dame	72 69									
				322	H	Detroit Mercy	110 52									

Non-Div I Games:

Michigan St.

Average RPI Win:	205	WON-LOST	WINNING	LAST 10	STRENGTH OF	OPP. STRENGTH	TEAM	ADJ.	CONF.	ADJ CONF.
Average RPI Loss:	38	RECORD	PCT. RANK	GAMES	SCHEDULE	OF SCHEDULE	RPI	RPI	RPI	RPI
DIV. I ONLY	6- 3	84	0- 1	59	197	69	69	13	13	
DIV. I NON-CONF.	6- 3	82	0- 2	58	197	69	69	13	13	
TOTALS	RPI 1-25	RPI 26-50	W-L RECORDS	RPI 51-100	RPI 101-150	RPI 150+				
6- 3	0- 1	0- 1	OVERALL	1- 1	1- 0	4- 0				
3- 1	0- 0	0- 1	HOME	1- 0	0- 0	2- 0				
2- 0	0- 0	0- 0	AWAY	0- 0	0- 0	2- 0				
1- 2	0- 1	0- 0	NEUTRAL	0- 1	1- 0	0- 0				
6- 3	0- 1	0- 1	NON-CONFERENCE	1- 1	1- 0	4- 0				
3- 1	0- 0	0- 1	HOME	1- 0	0- 0	2- 0				
2- 0	0- 0	0- 0	AWAY	0- 0	0- 0	2- 0				
1- 2	0- 1	0- 0	NEUTRAL	0- 1	1- 0	0- 0				
0- 0	0- 0	0- 0	CONFERENCE	0- 0	0- 0	0- 0				
0- 0	0- 0	0- 0	HOME	0- 0	0- 0	0- 0				
0- 0	0- 0	0- 0	AWAY	0- 0	0- 0	0- 0				
0- 0	0- 0	0- 0	NEUTRAL	0- 0	0- 0	0- 0				

RPI 1-25				RPI 26-50				RPI 51-100				Team's RPI: 69	RPI 101+			
RPI	S	Opponent	Score	RPI	S	Opponent	Score	RPI	S	Opponent	Score		RPI	S	Opponent	Score
7	N	Gonzaga	50 62	30	H	Kentucky	52 67	77	N	Arizona St.	60 61		111	N	Auburn	73 50
								97	H	Furman	78 62		180	A	Tulane	64 62
													256	H	Tennessee Tech	64 58
													291	A	East Carolina	68 66
													297	H	Lipscomb	70 49
LAST 12 Division I GAMES:																
256	H	Tennessee Tech	64 58	7	N	Gonzaga	50 62	77	N	Arizona St.	60 61	297	H	Lipscomb	70 49	
180	A	Tulane	64 62									111	N	Auburn	73 50	
30	H	Kentucky	52 67									97	H	Furman	78 62	
291	A	East Carolina	68 66													

Non-Div I Games:

Middle Tenn.

Average RPI Win:	230	WON-LOST	WINNING	LAST 10	STRENGTH OF	OPP. STRENGTH	TEAM	ADJ.	CONF.	ADJ CONF.
Average RPI Loss:	55	RECORD	PCT. RANK	GAMES	SCHEDULE	OF SCHEDULE	RPI	RPI	RPI	RPI
DIV. I ONLY	2- 6	277	0- 1	42	51	172	172	15	15	
DIV. I NON-CONF.	2- 6	278	0- 1	41	51	169	169	15	15	
TOTALS	RPI 1-25	RPI 26-50	W-L RECORDS	RPI 51-100	RPI 101-150	RPI 150+				
2- 6	0- 2	0- 2	OVERALL	0- 1	0- 1	2- 0				
2- 1	0- 0	0- 1	HOME	0- 0	0- 0	2- 0				
0- 5	0- 2	0- 1	AWAY	0- 1	0- 1	0- 0				
0- 0	0- 0	0- 0	NEUTRAL	0- 0	0- 0	0- 0				
2- 6	0- 2	0- 2	NON-CONFERENCE	0- 1	0- 1	2- 0				
2- 1	0- 0	0- 1	HOME	0- 0	0- 0	2- 0				
0- 5	0- 2	0- 1	AWAY	0- 1	0- 1	0- 0				
0- 0	0- 0	0- 0	NEUTRAL	0- 0	0- 0	0- 0				
0- 0	0- 0	0- 0	CONFERENCE	0- 0	0- 0	0- 0				
0- 0	0- 0	0- 0	HOME	0- 0	0- 0	0- 0				
0- 0	0- 0	0- 0	AWAY	0- 0	0- 0	0- 0				
0- 0	0- 0	0- 0	NEUTRAL	0- 0	0- 0	0- 0				

RPI 1-25				RPI 26-50				RPI 51-100				RPI 101+ Team's RPI: 172			
RPI	S	Opponent	Score	RPI	S	Opponent	Score	RPI	S	Opponent	Score	RPI	S	Opponent	Score
6	A	DePaul	65 94	43	A	Minnesota	61 77	55	A	Wisconsin	40 71	149	A	Columbia	46 74
25	A	Purdue	55 68	50	H	Marquette	56 78					160	H	Northern Ill.	78 65
												299	H	Ark.-Pine Bluff	69 55
LAST 12 Division I GAMES:															
50	H	Marquette	56 78	149	A	Columbia	46 74	6	A	DePaul	65 94				
160	H	Northern Ill.	78 65	299	H	Ark.-Pine Bluff	69 55	55	A	Wisconsin	40 71				
				43	A	Minnesota	61 77	25	A	Purdue	55 68				

Non-Div I Games: Wis.-Parkside 84 77

Milwaukee

■ Loss,
 ■ Non-Conf, S Site,
 ■ Home
 ■ Away
 N Neutral

Average RPI Win: 170		WON-LOST	WINNING	LAST 10	STRENGTH OF	OPP. STRENGTH	TEAM	ADJ.	CONF.	ADJ CONF.
Average RPI Loss: 2		RECORD	PCT. RANK	GAMES	SCHEDULE	OF SCHEDULE	RPI	RPI	RPI	RPI
DIV. I ONLY		8- 1	19	1- 0	173	21	43	43	2	2
DIV. I NON-CONF.		8- 1	19	1- 0	172	21	43	43	2	2
TOTALS	RPI 1-25		RPI 26-50		W-L RECORDS	RPI 51-100	RPI 101-150		RPI 150+	
8- 1	0- 1		0- 0		OVERALL	3- 0	1- 0		4- 0	
5- 1	0- 1		0- 0		HOME	1- 0	1- 0		3- 0	
3- 0	0- 0		0- 0		AWAY	2- 0	0- 0		1- 0	
0- 0	0- 0		0- 0		NEUTRAL	0- 0	0- 0		0- 0	
8- 1	0- 1		0- 0		NON-CONFERENCE	3- 0	1- 0		4- 0	
5- 1	0- 1		0- 0		HOME	1- 0	1- 0		3- 0	
3- 0	0- 0		0- 0		AWAY	2- 0	0- 0		1- 0	
0- 0	0- 0		0- 0		NEUTRAL	0- 0	0- 0		0- 0	
0- 0	0- 0		0- 0		CONFERENCE	0- 0	0- 0		0- 0	
0- 0	0- 0		0- 0		HOME	0- 0	0- 0		0- 0	
0- 0	0- 0		0- 0		AWAY	0- 0	0- 0		0- 0	
0- 0	0- 0		0- 0		NEUTRAL	0- 0	0- 0		0- 0	

RPI 1-25				Team's RPI: 43		RPI 51-100				RPI 101+					
RPI	S	Opponent	Score	RPI	S	Opponent	Score	RPI	S	Opponent	Score	RPI	S	Opponent	Score
2	H	Missouri St.	69 77					76	A	Notre Dame	75 67	121	H	Montana St.	71 60
								77	H	Arizona St.	80 66	172	H	Milwaukee	77 61
								87	A	George Washington	83 50	250	H	Vermont	90 58
												262	A	American	70 53
												314	H	Bryant	101 56
LAST 12 Division I GAMES:															
				87	A	George Washington	83 50	172	H	Milwaukee	77 61				
				262	A	American	70 53	250	H	Vermont	90 58				
				76	A	Notre Dame	75 67	2	H	Missouri St.	69 77				
				314	H	Bryant	101 56								
				121	H	Montana St.	71 60								
				77	H	Arizona St.	80 66								

Non-Div I Games:

Minnesota

■ Loss, ■ Non-Conf, S Site, H Home A Away N Neutral

Average RPI Win:	118	WON-LOST	WINNING	LAST 10	STRENGTH OF	OPP. STRENGTH	TEAM	ADJ.	CONF.	ADJ CONF.
Average RPI Loss:	32	RECORD	PCT. RANK	GAMES	SCHEDULE	OF SCHEDULE	RPI	RPI	RPI	RPI
DIV. I ONLY	8- 2	46	1- 0	8	88	11	11	7	7	
DIV. I NON-CONF.	8- 2	47	1- 0	9	88	11	11	7	7	
TOTALS	RPI 1-25	RPI 26-50	W-L RECORDS	RPI 51-100	RPI 101-150	RPI 150+				
8- 2	0- 1	2- 0	OVERALL	2- 1	2- 0	2- 0				
4- 1	0- 0	1- 0	HOME	0- 1	2- 0	1- 0				
2- 0	0- 0	1- 0	AWAY	0- 0	0- 0	1- 0				
2- 1	0- 1	0- 0	NEUTRAL	2- 0	0- 0	0- 0				
8- 2	0- 1	2- 0	NON-CONFERENCE	2- 1	2- 0	2- 0				
4- 1	0- 0	1- 0	HOME	0- 1	2- 0	1- 0				
2- 0	0- 0	1- 0	AWAY	0- 0	0- 0	1- 0				
2- 1	0- 1	0- 0	NEUTRAL	2- 0	0- 0	0- 0				
0- 0	0- 0	0- 0	CONFERENCE	0- 0	0- 0	0- 0				
0- 0	0- 0	0- 0	HOME	0- 0	0- 0	0- 0				
0- 0	0- 0	0- 0	AWAY	0- 0	0- 0	0- 0				
0- 0	0- 0	0- 0	NEUTRAL	0- 0	0- 0	0- 0				

RPI 1-25				RPI 26-50				RPI 51-100				RPI 101+			
RPI	S	Opponent	Score	RPI	S	Opponent	Score	RPI	S	Opponent	Score	RPI	S	Opponent	Score
4	N	Stanford	62 67	37	H	Troy	122 82	60	H	West Virginia	65 71	105	H	Murray St.	124 43
				50	A	Marquette	74 68	61	N	Green Bay	83 58	145	H	UT Martin	82 46
								95	N	San Francisco	73 38	182	H	Southern Miss.	91 58
												272	A	Jackson St.	92 53
LAST 12 Division I GAMES:															
				95	N	San Francisco	73 38	61	N	Green Bay	83 58				
				50	A	Marquette	74 68	4	N	Stanford	62 67				
				272	A	Jackson St.	92 53	60	H	West Virginia	65 71				
				37	H	Troy	122 82	182	H	Southern Miss.	91 58				
				105	H	Murray St.	124 43								
				145	H	UT Martin	82 46								

Non-Div I Games:

Mississippi St.

Average RPI Win:	351	WON-LOST	WINNING	LAST 10	STRENGTH OF	OPP. STRENGTH	TEAM	ADJ.	CONF.	ADJ CONF.
Average RPI Loss:	198	RECORD	PCT. RANK	GAMES	SCHEDULE	OF SCHEDULE	RPI	RPI	RPI	RPI
DIV. I ONLY	1- 6	310	1- 0	239	343	333	333	28	28	
DIV. I NON-CONF.	1- 6	309	1- 0	237	343	333	333	28	28	
TOTALS	RPI 1-25	RPI 26-50	W-L RECORDS	RPI 51-100	RPI 101-150	RPI 150+				
1- 6	0- 0	0- 0	OVERALL	0- 0	0- 2	1- 4				
1- 2	0- 0	0- 0	HOME	0- 0	0- 2	1- 0				
0- 3	0- 0	0- 0	AWAY	0- 0	0- 0	0- 3				
0- 1	0- 0	0- 0	NEUTRAL	0- 0	0- 0	0- 1				
1- 6	0- 0	0- 0	NON-CONFERENCE	0- 0	0- 2	1- 4				
1- 2	0- 0	0- 0	HOME	0- 0	0- 2	1- 0				
0- 3	0- 0	0- 0	AWAY	0- 0	0- 0	0- 3				
0- 1	0- 0	0- 0	NEUTRAL	0- 0	0- 0	0- 1				
0- 0	0- 0	0- 0	CONFERENCE	0- 0	0- 0	0- 0				
0- 0	0- 0	0- 0	HOME	0- 0	0- 0	0- 0				
0- 0	0- 0	0- 0	AWAY	0- 0	0- 0	0- 0				
0- 0	0- 0	0- 0	NEUTRAL	0- 0	0- 0	0- 0				

RPI 1-25			RPI 26-50			RPI 51-100			RPI 101+			Team's RPI: 333
RPI	S	Opponent	Score	RPI	S	Opponent	Score	RPI	S	Opponent	Score	
								105	H	Murray St.	66	72
								132	H	Austin Peay	82	100
								182	A	Southern Miss.	80	84
								234	A	North Ala.	60	86
								257	A	Ole Miss	53	72
								275	N	Omaha	70	78
								351	H	Florida A&M	71	70
LAST 12 Division I GAMES:												
234	A	North Ala.	60	86	351	H	Florida A&M	71	70			
257	A	Ole Miss	53	72	275	N	Omaha	70	78			
					182	A	Southern Miss.	80	84			
					132	H	Austin Peay	82	100			
					105	H	Murray St.	66	72			

Non-Div I Games:

Mississippi Val.

Missouri

Through Games Of 12/10/19

Average RPI Win:	172	WON-LOST	WINNING	LAST 10	STRENGTH OF	OPP. STRENGTH	TEAM	ADJ.	CONF.	ADJ CONF.
Average RPI Loss:	74	RECORD	PCT. RANK	GAMES	SCHEDULE	OF SCHEDULE	RPI	RPI	RPI	RPI
DIV. I ONLY	3- 7	246	0- 1	33	110	169	169	7	7	
DIV. I NON-CONF.	3- 7	247	0- 1	32	110	166	166	7	7	
TOTALS	RPI 1-25	RPI 26-50	W-L RECORDS	RPI 51-100	RPI 101-150	RPI 150+				
3- 7	0- 1	1- 0	OVERALL	0- 4	0- 2	2- 0				
3- 2	0- 0	1- 0	HOME	0- 2	0- 0	2- 0				
0- 3	0- 1	0- 0	AWAY	0- 1	0- 1	0- 0				
0- 2	0- 0	0- 0	NEUTRAL	0- 1	0- 1	0- 0				
3- 7	0- 1	1- 0	NON-CONFERENCE	0- 4	0- 2	2- 0				
3- 2	0- 0	1- 0	HOME	0- 2	0- 0	2- 0				
0- 3	0- 1	0- 0	AWAY	0- 1	0- 1	0- 0				
0- 2	0- 0	0- 0	NEUTRAL	0- 1	0- 1	0- 0				
0- 0	0- 0	0- 0	CONFERENCE	0- 0	0- 0	0- 0				
0- 0	0- 0	0- 0	HOME	0- 0	0- 0	0- 0				
0- 0	0- 0	0- 0	AWAY	0- 0	0- 0	0- 0				
0- 0	0- 0	0- 0	NEUTRAL	0- 0	0- 0	0- 0				

RPI 1-25				RPI 26-50				RPI 51-100				RPI 101+				Team's RPI: 169	
RPI	S	Opponent	Score	RPI	S	Opponent	Score	RPI	S	Opponent	Score	RPI	S	Opponent	Score		
14	A	South Dakota	56 72	38	H	Saint Louis	83 58	58	H	UNI	73 78	107	N	New Mexico	68 71		
								61	A	Green Bay	64 72	125	A	UMKC	56 59		
								71	N	North Carolina	69 82	206	H	Western Ill.	97 89		
								81	H	Nebraska	85 90	271	H	SIUE	68 51		
LAST 12 Division I GAMES:																	
				125	A	UMKC	56 59	271	H	SIUE	68 51						
				38	H	Saint Louis	83 58	14	A	South Dakota	56 72						
				71	N	North Carolina	69 82	61	A	Green Bay	64 72						
				107	N	New Mexico	68 71	58	H	UNI	73 78						
								81	H	Nebraska	85 90						
								206	H	Western Ill.	97 89						

Non-Div I Games:

Missouri

Loss,
Non-Conf, S Site, H Home A Away N Neutral

Average RPI Win:	101	WON-LOST	WINNING	LAST 10	STRENGTH OF	OPP. STRENGTH	TEAM	ADJ.	CONF.	ADJ CONF.
Average RPI Loss:	1	RECORD	PCT. RANK	GAMES	SCHEDULE	OF SCHEDULE	RPI	RPI	RPI	RPI
DIV. I ONLY	8- 1	19	1- 0	3	23	2	2	5	5	
DIV. I NON-CONF.	8- 1	19	1- 0	3	23	3	3	5	5	
TOTALS	RPI 1-25	RPI 26-50	W-L RECORDS	RPI 51-100	RPI 101-150	RPI 150+				
8- 1	1- 1	1- 0	OVERALL	2- 0	3- 0	1- 0				
4- 0	0- 0	0- 0	HOME	0- 0	3- 0	1- 0				
4- 1	1- 1	1- 0	AWAY	2- 0	0- 0	0- 0				
0- 0	0- 0	0- 0	NEUTRAL	0- 0	0- 0	0- 0				
8- 1	1- 1	1- 0	NON-CONFERENCE	2- 0	3- 0	1- 0				
4- 0	0- 0	0- 0	HOME	0- 0	3- 0	1- 0				
4- 1	1- 1	1- 0	AWAY	2- 0	0- 0	0- 0				
0- 0	0- 0	0- 0	NEUTRAL	0- 0	0- 0	0- 0				
0- 0	0- 0	0- 0	CONFERENCE	0- 0	0- 0	0- 0				
0- 0	0- 0	0- 0	HOME	0- 0	0- 0	0- 0				
0- 0	0- 0	0- 0	AWAY	0- 0	0- 0	0- 0				
0- 0	0- 0	0- 0	NEUTRAL	0- 0	0- 0	0- 0				

RPI 1-25				RPI 26-50				RPI 51-100				RPI 101+			
RPI	S	Opponent	Score	RPI	S	Opponent	Score	RPI	S	Opponent	Score	RPI	S	Opponent	Score
1	A	Oregon St.	69 80	43	A	Minnesota	77 69	53	A	Oklahoma	96 90	124	H	Santa Clara	71 64
14	A	South Dakota	74 66					65	A	Boise St.	72 69	125	H	UMKC	83 58
												137	H	Wichita St.	68 55
												248	H	A&M-Corpus Christi	79 51
LAST 12 Division I GAMES:															
				53	A	Oklahoma	96 90	124	H	Santa Clara	71 64				
				65	A	Boise St.	72 69	248	H	A&M-Corpus Christi	79 51				
				1	A	Oregon St.	69 80	43	A	Minnesota	77 69				
				137	H	Wichita St.	68 55								
				125	H	UMKC	83 58								
				14	A	South Dakota	74 66								

Non-Div I Games:

Missouri St.

Average RPI Win:	281	WON-LOST	WINNING	LAST 10	STRENGTH OF	OPP. STRENGTH	TEAM	ADJ.	CONF.	ADJ CONF.
Average RPI Loss:	97	RECORD	PCT. RANK	GAMES	SCHEDULE	OF SCHEDULE	RPI	RPI	RPI	RPI
DIV. I ONLY	2- 5	254	1- 0	34	267	163	163	21	21	
DIV. I NON-CONF.	2- 5	254	1- 0	33	268	161	161	20	20	
TOTALS	RPI 1-25	RPI 26-50	W-L RECORDS	RPI 51-100	RPI 101-150	RPI 150+				
2- 5	0- 1	0- 1	OVERALL	0- 1	0- 1	2- 1				
1- 1	0- 0	0- 0	HOME	0- 1	0- 0	1- 0				
0- 4	0- 1	0- 1	AWAY	0- 0	0- 1	0- 1				
1- 0	0- 0	0- 0	NEUTRAL	0- 0	0- 0	1- 0				
2- 5	0- 1	0- 1	NON-CONFERENCE	0- 1	0- 1	2- 1				
1- 1	0- 0	0- 0	HOME	0- 1	0- 0	1- 0				
0- 4	0- 1	0- 1	AWAY	0- 0	0- 1	0- 1				
1- 0	0- 0	0- 0	NEUTRAL	0- 0	0- 0	1- 0				
0- 0	0- 0	0- 0	CONFERENCE	0- 0	0- 0	0- 0				
0- 0	0- 0	0- 0	HOME	0- 0	0- 0	0- 0				
0- 0	0- 0	0- 0	AWAY	0- 0	0- 0	0- 0				
0- 0	0- 0	0- 0	NEUTRAL	0- 0	0- 0	0- 0				

RPI S	Opponent	Score	RPI S	Opponent	Score	RPI S	Opponent	Score	RPI S	Opponent	Score	Team's RPI: 163
10	A Princeton	40 52	42	A Arizona	34 86	64	H Providence	52 68	131	A Bucknell	37 71	
									227	H Lafayette	52 44	
									238	A San Diego	49 57	
									335	N Purdue Fort Wayne	60 46	
LAST 12 Division I GAMES:												
238	A San Diego	49 57	335	N Purdue Fort Wayne	60 46							
10	A Princeton	40 52	227	H Lafayette	52 44							
64	H Providence	52 68	42	A Arizona	34 86							
131	A Bucknell	37 71										

Non-Div I Games:

Monmouth

Average RPI Win:	288	WON-LOST	WINNING	LAST 10	STRENGTH OF	OPP. STRENGTH	TEAM	ADJ.	CONF.	ADJ CONF.
Average RPI Loss:	109	RECORD	PCT. RANK	GAMES	SCHEDULE	OF SCHEDULE	RPI	RPI	RPI	RPI
DIV. I ONLY	3- 3	162	1- 0	222	250	220	220	18	18	
DIV. I NON-CONF.	3- 3	161	1- 0	221	250	220	220	18	18	
TOTALS	RPI 1-25	RPI 26-50	W-L RECORDS	RPI 51-100	RPI 101-150	RPI 150+				
3- 3	0- 0	0- 1	OVERALL	0- 0	0- 1	3- 1				
1- 2	0- 0	0- 1	HOME	0- 0	0- 0	1- 1				
2- 0	0- 0	0- 0	AWAY	0- 0	0- 0	2- 0				
0- 1	0- 0	0- 0	NEUTRAL	0- 0	0- 1	0- 0				
3- 3	0- 0	0- 1	NON-CONFERENCE	0- 0	0- 1	3- 1				
1- 2	0- 0	0- 1	HOME	0- 0	0- 0	1- 1				
2- 0	0- 0	0- 0	AWAY	0- 0	0- 0	2- 0				
0- 1	0- 0	0- 0	NEUTRAL	0- 0	0- 1	0- 0				
0- 0	0- 0	0- 0	CONFERENCE	0- 0	0- 0	0- 0				
0- 0	0- 0	0- 0	HOME	0- 0	0- 0	0- 0				
0- 0	0- 0	0- 0	AWAY	0- 0	0- 0	0- 0				
0- 0	0- 0	0- 0	NEUTRAL	0- 0	0- 0	0- 0				

RPI S	Opponent	Score	RPI S	Opponent	Score	RPI S	Opponent	Score	RPI S	Opponent	Score	Team's RPI: 220
			42 H	Arizona	42 77				124 N	Santa Clara	58 68	
									162 H	Fresno St.	63 76	
									239 A	Cal St. Fullerton	71 69	
									285 H	Grand Canyon	72 67	
									341 A	Utah Valley	63 52	
LAST 12 Division I GAMES:												
			341 A	Utah Valley	63 52				124 N	Santa Clara	58 68	
			239 A	Cal St. Fullerton	71 69				42 H	Arizona	42 77	
									285 H	Grand Canyon	72 67	
									162 H	Fresno St.	63 76	

Non-Div I Games: Mont. St.-Northern 98 45

Montana

Average RPI Win:	306	WON-LOST	WINNING	LAST 10	STRENGTH OF	OPP. STRENGTH	TEAM	ADJ.	CONF.	ADJ CONF.
Average RPI Loss:	33	RECORD	PCT. RANK	GAMES	SCHEDULE	OF SCHEDULE	RPI	RPI	RPI	RPI
DIV. I ONLY	2- 3	214	0- 1	49	226	121	121	18	18	
DIV. I NON-CONF.	2- 3	215	0- 1	48	225	120	120	18	18	
TOTALS	RPI 1-25	RPI 26-50	W-L RECORDS	RPI 51-100	RPI 101-150	RPI 150+				
2- 3	0- 1	0- 2	OVERALL	0- 0	0- 0	2- 0				
1- 1	0- 1	0- 0	HOME	0- 0	0- 0	1- 0				
1- 2	0- 0	0- 2	AWAY	0- 0	0- 0	1- 0				
0- 0	0- 0	0- 0	NEUTRAL	0- 0	0- 0	0- 0				
2- 3	0- 1	0- 2	NON-CONFERENCE	0- 0	0- 0	2- 0				
1- 1	0- 1	0- 0	HOME	0- 0	0- 0	1- 0				
1- 2	0- 0	0- 2	AWAY	0- 0	0- 0	1- 0				
0- 0	0- 0	0- 0	NEUTRAL	0- 0	0- 0	0- 0				
0- 0	0- 0	0- 0	CONFERENCE	0- 0	0- 0	0- 0				
0- 0	0- 0	0- 0	HOME	0- 0	0- 0	0- 0				
0- 0	0- 0	0- 0	AWAY	0- 0	0- 0	0- 0				
0- 0	0- 0	0- 0	NEUTRAL	0- 0	0- 0	0- 0				

RPI	S	Opponent	Score	RPI	S	Opponent	Score	RPI	S	Opponent	Score	RPI	S	Opponent	Score	Team's RPI: 121
7	H	Gonzaga	55 70	43	A	Minnesota	60 71					268	H	UC Davis	77 65	
				48	A	South Dakota St.	50 60					344	A	Seattle U	73 65	
LAST 12 Division I GAMES:																
43	A	Minnesota	60 71	7	H	Gonzaga	55 70									
48	A	South Dakota St.	50 60	344	A	Seattle U	73 65									
268	H	UC Davis	77 65													

Non-Div I Games: Carroll (MT) 67 33 Mont. St.-Northern 93 34

Montana St.

Average RPI Win:	216	WON-LOST	WINNING	LAST 10	STRENGTH OF	OPP. STRENGTH	TEAM	ADJ.	CONF.	ADJ CONF.
Average RPI Loss:	120	RECORD	PCT. RANK	GAMES	SCHEDULE	OF SCHEDULE	RPI	RPI	RPI	RPI
DIV. I ONLY	2- 5	254	0- 1	273	119	306	306	23	23	
DIV. I NON-CONF.	2- 5	254	0- 1	275	119	305	305	23	23	
TOTALS	RPI 1-25	RPI 26-50	W-L RECORDS	RPI 51-100	RPI 101-150	RPI 150+				
2- 5	0- 0	0- 1	OVERALL	0- 0	0- 2	2- 2				
2- 2	0- 0	0- 0	HOME	0- 0	0- 1	2- 1				
0- 3	0- 0	0- 1	AWAY	0- 0	0- 1	0- 1				
0- 0	0- 0	0- 0	NEUTRAL	0- 0	0- 0	0- 0				
2- 5	0- 0	0- 1	NON-CONFERENCE	0- 0	0- 2	2- 2				
2- 2	0- 0	0- 0	HOME	0- 0	0- 1	2- 1				
0- 3	0- 0	0- 1	AWAY	0- 0	0- 1	0- 1				
0- 0	0- 0	0- 0	NEUTRAL	0- 0	0- 0	0- 0				
0- 0	0- 0	0- 0	CONFERENCE	0- 0	0- 0	0- 0				
0- 0	0- 0	0- 0	HOME	0- 0	0- 0	0- 0				
0- 0	0- 0	0- 0	AWAY	0- 0	0- 0	0- 0				
0- 0	0- 0	0- 0	NEUTRAL	0- 0	0- 0	0- 0				

RPI 1-25			RPI 26-50			RPI 51-100			RPI 101+			Team's RPI: 306
RPI	S	Opponent	Score	RPI	S	Opponent	Score	RPI	S	Opponent	Score	
				30	A	Kentucky	54 79					
								106	H	N.C. A&T	56 74	
								112	A	Bowling Green	65 79	
								155	A	Dayton	41 58	
								189	H	Saint Francis (PA)	65 54	
								197	H	Stetson	55 58	
								243	H	Radford	73 62	
LAST 12 Division I GAMES:												
155	A	Dayton	41 58	30	A	Kentucky	54 79					
243	H	Radford	73 62	189	H	Saint Francis (PA)	65 54					
106	H	N.C. A&T	56 74	197	H	Stetson	55 58					
				112	A	Bowling Green	65 79					

Non-Div I Games: Midway 107 55

Morehead St.

Average RPI Win:	317	WON-LOST	WINNING	LAST 10	STRENGTH OF	OPP. STRENGTH	TEAM	ADJ.	CONF.	ADJ CONF.
Average RPI Loss:	181	RECORD	PCT. RANK	GAMES	SCHEDULE	OF SCHEDULE	RPI	RPI	RPI	RPI
DIV. I ONLY	1- 6	310	0- 1	134	336	254	254	31	31	
DIV. I NON-CONF.	1- 6	309	0- 1	133	336	255	255	31	31	
TOTALS	RPI 1-25	RPI 26-50	W-L RECORDS	RPI 51-100	RPI 101-150	RPI 150+				
1- 6	0- 0	0- 2	OVERALL	0- 1	0- 0	1- 3				
0- 0	0- 0	0- 0	HOME	0- 0	0- 0	0- 0				
1- 6	0- 0	0- 2	AWAY	0- 1	0- 0	1- 3				
0- 0	0- 0	0- 0	NEUTRAL	0- 0	0- 0	0- 0				
1- 6	0- 0	0- 2	NON-CONFERENCE	0- 1	0- 0	1- 3				
0- 0	0- 0	0- 0	HOME	0- 0	0- 0	0- 0				
1- 6	0- 0	0- 2	AWAY	0- 1	0- 0	1- 3				
0- 0	0- 0	0- 0	NEUTRAL	0- 0	0- 0	0- 0				
0- 0	0- 0	0- 0	CONFERENCE	0- 0	0- 0	0- 0				
0- 0	0- 0	0- 0	HOME	0- 0	0- 0	0- 0				
0- 0	0- 0	0- 0	AWAY	0- 0	0- 0	0- 0				
0- 0	0- 0	0- 0	NEUTRAL	0- 0	0- 0	0- 0				

RPI 1-25				RPI 26-50				RPI 51-100				RPI 101+ Team's RPI: 254			
RPI	S	Opponent	Score	RPI	S	Opponent	Score	RPI	S	Opponent	Score	RPI	S	Opponent	Score
				36	A	Michigan	48 80	81	A	Nebraska	55 78	275	A	Omaha	64 70
				50	A	Marquette	48 70					311	A	Saint Peter's	77 78
												317	A	Marshall	57 52
												332	A	Hofstra	39 51
LAST 12 Division I GAMES:															
				311	A	Saint Peter's	77 78	332	A	Hofstra	39 51				
				317	A	Marshall	57 52	36	A	Michigan	48 80				
				275	A	Omaha	64 70								
				81	A	Nebraska	55 78								
				50	A	Marquette	48 70								

Non-Div I Games: Washington Adventis84 52 Notre Dame (MD) 113 34

Morgan St.

Average RPI Win:	286	WON-LOST	WINNING	LAST 10	STRENGTH OF	OPP. STRENGTH	TEAM	ADJ.	CONF.	ADJ CONF.
Average RPI Loss:	104	RECORD	PCT. RANK	GAMES	SCHEDULE	OF SCHEDULE	RPI	RPI	RPI	RPI
DIV. I ONLY	3- 4	199	0- 1	184	257	210	210	29	29	
DIV. I NON-CONF.	3- 4	198	0- 1	182	256	209	209	29	29	
TOTALS	RPI 1-25	RPI 26-50	W-L RECORDS	RPI 51-100	RPI 101-150	RPI 150+				
3- 4	0- 1	0- 1	OVERALL	0- 1	0- 0	3- 1				
2- 1	0- 0	0- 0	HOME	0- 1	0- 0	2- 0				
1- 3	0- 1	0- 1	AWAY	0- 0	0- 0	1- 1				
0- 0	0- 0	0- 0	NEUTRAL	0- 0	0- 0	0- 0				
3- 4	0- 1	0- 1	NON-CONFERENCE	0- 1	0- 0	3- 1				
2- 1	0- 0	0- 0	HOME	0- 1	0- 0	2- 0				
1- 3	0- 1	0- 1	AWAY	0- 0	0- 0	1- 1				
0- 0	0- 0	0- 0	NEUTRAL	0- 0	0- 0	0- 0				
0- 0	0- 0	0- 0	CONFERENCE	0- 0	0- 0	0- 0				
0- 0	0- 0	0- 0	HOME	0- 0	0- 0	0- 0				
0- 0	0- 0	0- 0	AWAY	0- 0	0- 0	0- 0				
0- 0	0- 0	0- 0	NEUTRAL	0- 0	0- 0	0- 0				

RPI 1-25				RPI 26-50				RPI 51-100				RPI 101+				Team's RPI: 210
RPI	S	Opponent	Score	RPI	S	Opponent	Score	RPI	S	Opponent	Score	RPI	S	Opponent	Score	
19	A	Indiana	52 75	30	A	Kentucky	44 67	100	H	Lehigh	65 66	243	A	Radford	75 58	
												265	A	Towson	57 73	
												286	H	Loyola Maryland	81 75	
												330	H	UMBC	71 61	
LAST 12 Division I GAMES:																
				100	H	Lehigh	65 66	286	H	Loyola Maryland	81 75					
								243	A	Radford	75 58					
								330	H	UMBC	71 61					
								265	A	Towson	57 73					
								19	A	Indiana	52 75					
								30	A	Kentucky	44 67					

Non-Div I Games: Frostburg St. 94 40

Mt. St. Mary's

Average RPI Win:	287	WON-LOST	WINNING	LAST 10	STRENGTH OF	OPP. STRENGTH	TEAM	ADJ.	CONF.	ADJ CONF.
Average RPI Loss:	8	RECORD	PCT. RANK	GAMES	SCHEDULE	OF SCHEDULE	RPI	RPI	RPI	RPI
DIV. I ONLY	5- 2	73	1- 0	291	77	105	105	23	23	
DIV. I NON-CONF.	5- 2	74	1- 0	291	76	105	105	23	23	
TOTALS	RPI 1-25	RPI 26-50	W-L RECORDS	RPI 51-100	RPI 101-150	RPI 150+				
5- 2	0- 2	0- 0	OVERALL	0- 0	0- 0	5- 0				
2- 0	0- 0	0- 0	HOME	0- 0	0- 0	2- 0				
3- 2	0- 2	0- 0	AWAY	0- 0	0- 0	3- 0				
0- 0	0- 0	0- 0	NEUTRAL	0- 0	0- 0	0- 0				
5- 2	0- 2	0- 0	NON-CONFERENCE	0- 0	0- 0	5- 0				
2- 0	0- 0	0- 0	HOME	0- 0	0- 0	2- 0				
3- 2	0- 2	0- 0	AWAY	0- 0	0- 0	3- 0				
0- 0	0- 0	0- 0	NEUTRAL	0- 0	0- 0	0- 0				
0- 0	0- 0	0- 0	CONFERENCE	0- 0	0- 0	0- 0				
0- 0	0- 0	0- 0	HOME	0- 0	0- 0	0- 0				
0- 0	0- 0	0- 0	AWAY	0- 0	0- 0	0- 0				
0- 0	0- 0	0- 0	NEUTRAL	0- 0	0- 0	0- 0				

RPI 1-25				RPI 26-50				RPI 51-100				RPI 101+ Team's RPI: 105			
RPI	S	Opponent	Score	RPI	S	Opponent	Score	RPI	S	Opponent	Score	RPI	S	Opponent	Score
5	A	Louisville	40 76									217	H	Indiana St.	70 62
11	A	Mississippi St.	43 124									269	H	Arkansas St.	77 62
												297	A	Lipscomb	67 57
												321	A	Evansville	61 59
												333	A	Mississippi Val.	72 66
LAST 12 Division I GAMES:															
				217	H	Indiana St.	70 62	5	A	Louisville	40 76				
				321	A	Evansville	61 59								
				269	H	Arkansas St.	77 62								
				297	A	Lipscomb	67 57								
				11	A	Mississippi St.	43 124								
				333	A	Mississippi Val.	72 66								

Non-Div I Games: Christian Bros. 95 59

Murray St.

Average RPI Win:	285	WON-LOST	WINNING	LAST 10	STRENGTH OF	OPP. STRENGTH	TEAM	ADJ.	CONF.	ADJ CONF.
Average RPI Loss:	44	RECORD	PCT. RANK	GAMES	SCHEDULE	OF SCHEDULE	RPI	RPI	RPI	RPI
DIV. I ONLY	3- 3	162	1- 0	128	101	106	106	31	31	
DIV. I NON-CONF.	3- 3	161	1- 0	128	101	106	106	31	31	
TOTALS	RPI 1-25	RPI 26-50	W-L RECORDS	RPI 51-100	RPI 101-150	RPI 150+				
3- 3	0- 1	0- 0	OVERALL	0- 2	0- 0	3- 0				
1- 0	0- 0	0- 0	HOME	0- 0	0- 0	1- 0				
1- 2	0- 1	0- 0	AWAY	0- 1	0- 0	1- 0				
1- 1	0- 0	0- 0	NEUTRAL	0- 1	0- 0	1- 0				
3- 3	0- 1	0- 0	NON-CONFERENCE	0- 2	0- 0	3- 0				
1- 0	0- 0	0- 0	HOME	0- 0	0- 0	1- 0				
1- 2	0- 1	0- 0	AWAY	0- 1	0- 0	1- 0				
1- 1	0- 0	0- 0	NEUTRAL	0- 1	0- 0	1- 0				
0- 0	0- 0	0- 0	CONFERENCE	0- 0	0- 0	0- 0				
0- 0	0- 0	0- 0	HOME	0- 0	0- 0	0- 0				
0- 0	0- 0	0- 0	AWAY	0- 0	0- 0	0- 0				
0- 0	0- 0	0- 0	NEUTRAL	0- 0	0- 0	0- 0				

RPI 1-25				RPI 26-50				RPI 51-100				RPI 101+ Team's RPI: 106			
RPI	S	Opponent	Score	RPI	S	Opponent	Score	RPI	S	Opponent	Score	RPI	S	Opponent	Score
17	A	NC State	44 80					52	A	Georgia	54 72	269	N	Arkansas St.	55 50
								62	N	Miami (FL)	67 68	280	H	ETSU	80 69
												306	A	Morehead St.	74 56
LAST 12 Division I GAMES:															
17	A	NC State	44 80	269	N	Arkansas St.	55 50	306	A	Morehead St.	74 56	62	N	Miami (FL)	67 68
				280	H	ETSU	80 69	52	A	Georgia	54 72				

Non-Div I Games: Saint Augustine's 75 44 Johnson & Wales (NC121 61

N.C. A&T

Loss, Non-Conf, S Site, H Home A Away N Neutral

Average RPI Win:	136	WON-LOST	WINNING	LAST 10	STRENGTH OF	OPP. STRENGTH	TEAM	ADJ.	CONF.	ADJ CONF.
Average RPI Loss:	214	RECORD	PCT. RANK	GAMES	SCHEDULE	OF SCHEDULE	RPI	RPI	RPI	RPI
DIV. I ONLY	1- 8	323	0- 1	200	326	331	331	31	31	
DIV. I NON-CONF.	1- 8	323	0- 1	198	326	331	331	31	31	
TOTALS	RPI 1-25	RPI 26-50	W-L RECORDS	RPI 51-100	RPI 101-150	RPI 150+				
1- 8	0- 0	0- 0	OVERALL	0- 3	1- 0	0- 5				
1- 3	0- 0	0- 0	HOME	0- 0	1- 0	0- 3				
0- 4	0- 0	0- 0	AWAY	0- 3	0- 0	0- 1				
0- 1	0- 0	0- 0	NEUTRAL	0- 0	0- 0	0- 1				
1- 8	0- 0	0- 0	NON-CONFERENCE	0- 3	1- 0	0- 5				
1- 3	0- 0	0- 0	HOME	0- 0	1- 0	0- 3				
0- 4	0- 0	0- 0	AWAY	0- 3	0- 0	0- 1				
0- 1	0- 0	0- 0	NEUTRAL	0- 0	0- 0	0- 1				
0- 0	0- 0	0- 0	CONFERENCE	0- 0	0- 0	0- 0				
0- 0	0- 0	0- 0	HOME	0- 0	0- 0	0- 0				
0- 0	0- 0	0- 0	AWAY	0- 0	0- 0	0- 0				
0- 0	0- 0	0- 0	NEUTRAL	0- 0	0- 0	0- 0				

RPI S	Opponent	Score	RPI S	Opponent	Score	RPI S	Opponent	Score	RPI S	Opponent	Score	Team's RPI: 331
						56	A California	69 90	136	H Campbell	67 64	
						66	A CSU Bakersfield	71 80	267	N Penn St.	68 92	
						71	A North Carolina	53 92	301	H High Point	58 78	
									302	A Col. of Charleston	78 85	
									303	H FIU	58 59	
									343	H Winthrop	46 56	
LAST 12 Division I GAMES:												
267	N Penn St.	68 92	301	H High Point	58 78							
71	A North Carolina	53 92	136	H Campbell	67 64							
303	H FIU	58 59	302	A Col. of Charleston	78 85							
66	A CSU Bakersfield	71 80	343	H Winthrop	46 56							
56	A California	69 90										

Non-Div I Games:

N.C. Central

Average RPI Win:	153	WON-LOST	WINNING	LAST 10	STRENGTH OF	OPP. STRENGTH	TEAM	ADJ.	CONF.	ADJ CONF.
Average RPI Loss:	0	RECORD	PCT. RANK	GAMES	SCHEDULE	OF SCHEDULE	RPI	RPI	RPI	RPI
DIV. I ONLY	9- 0	1	1- 0	151	31	17	17	3	3	
DIV. I NON-CONF.	9- 0	1	1- 0	152	31	17	17	3	3	
TOTALS	RPI 1-25	RPI 26-50	W-L RECORDS	RPI 51-100	RPI 101-150	RPI 150+				
9- 0	0- 0	1- 0	OVERALL	0- 0	4- 0	4- 0				
5- 0	0- 0	1- 0	HOME	0- 0	1- 0	3- 0				
2- 0	0- 0	0- 0	AWAY	0- 0	1- 0	1- 0				
2- 0	0- 0	0- 0	NEUTRAL	0- 0	2- 0	0- 0				
9- 0	0- 0	1- 0	NON-CONFERENCE	0- 0	4- 0	4- 0				
5- 0	0- 0	1- 0	HOME	0- 0	1- 0	3- 0				
2- 0	0- 0	0- 0	AWAY	0- 0	1- 0	1- 0				
2- 0	0- 0	0- 0	NEUTRAL	0- 0	2- 0	0- 0				
0- 0	0- 0	0- 0	CONFERENCE	0- 0	0- 0	0- 0				
0- 0	0- 0	0- 0	HOME	0- 0	0- 0	0- 0				
0- 0	0- 0	0- 0	AWAY	0- 0	0- 0	0- 0				
0- 0	0- 0	0- 0	NEUTRAL	0- 0	0- 0	0- 0				

RPI S	Opponent	Score	RPI S	Opponent	Score	RPI S	Opponent	Score	RPI S	Opponent	Score
			44	H Maryland	66 59				106	H N.C. A&T	80 44
									126	N Texas	84 73
									138	N North Texas	76 65
									150	A Saint Mary's (CA)	87 70
									153	H Lamar University	81 40
									157	A Hawaii	68 59
									229	H Maine	62 34
									274	H UNCW	80 40
LAST 12 Division I GAMES:											
157	A Hawaii	68 59	44	H Maryland	66 59						
126	N Texas	84 73	138	N North Texas	76 65						
150	A Saint Mary's (CA)	87 70	106	H N.C. A&T	80 44						
229	H Maine	62 34									
153	H Lamar University	81 40									
274	H UNCW	80 40									

Non-Div I Games:

NC State

Average RPI Win:	279	WON-LOST	WINNING	LAST 10	STRENGTH OF	OPP. STRENGTH	TEAM	ADJ.	CONF.	ADJ CONF.
Average RPI Loss:	164	RECORD	PCT. RANK	GAMES	SCHEDULE	OF SCHEDULE	RPI	RPI	RPI	RPI
DIV. I ONLY	3- 7	246	0- 1	257	271	296	296	16	16	
DIV. I NON-CONF.	3- 7	247	0- 1	256	272	296	296	16	16	
TOTALS	RPI 1-25	RPI 26-50	W-L RECORDS	RPI 51-100	RPI 101-150	RPI 150+				
3- 7	0- 0	0- 1	OVERALL	0- 2	0- 1	3- 3				
2- 3	0- 0	0- 0	HOME	0- 2	0- 0	2- 1				
1- 4	0- 0	0- 1	AWAY	0- 0	0- 1	1- 2				
0- 0	0- 0	0- 0	NEUTRAL	0- 0	0- 0	0- 0				
3- 7	0- 0	0- 1	NON-CONFERENCE	0- 2	0- 1	3- 3				
2- 3	0- 0	0- 0	HOME	0- 2	0- 0	2- 1				
1- 4	0- 0	0- 1	AWAY	0- 0	0- 1	1- 2				
0- 0	0- 0	0- 0	NEUTRAL	0- 0	0- 0	0- 0				
0- 0	0- 0	0- 0	CONFERENCE	0- 0	0- 0	0- 0				
0- 0	0- 0	0- 0	HOME	0- 0	0- 0	0- 0				
0- 0	0- 0	0- 0	AWAY	0- 0	0- 0	0- 0				
0- 0	0- 0	0- 0	NEUTRAL	0- 0	0- 0	0- 0				

RPI 1-25				RPI 26-50				RPI 51-100				RPI 101+				Team's RPI: 296	
RPI	S	Opponent	Score	RPI	S	Opponent	Score	RPI	S	Opponent	Score	RPI	S	Opponent	Score		
				46	A	Colorado	57 80	70	H	Colgate	52 79	127	A	Cornell	44 68		
								93	H	Penn	51 85	181	A	Wagner	59 61		
												246	H	St. Francis Brooklyn	88 69		
												281	A	Hartford	61 52		
												293	A	Air Force	48 68		
												311	H	Saint Peter's	76 73		
												337	H	Fairleigh Dickinson	59 68		
LAST 12 Division I GAMES:																	
				127	A	Cornell	44 68	337	H	Fairleigh Dickinson	59 68						
				93	H	Penn	51 85	281	A	Hartford	61 52						
				46	A	Colorado	57 80	311	H	Saint Peter's	76 73						
				293	A	Air Force	48 68	246	H	St. Francis Brooklyn	88 69						
				70	H	Colgate	52 79	181	A	Wagner	59 61						

Non-Div I Games:

NJIT

Average RPI Win:	203	WON-LOST	WINNING	LAST 10	STRENGTH OF	OPP. STRENGTH	TEAM	ADJ.	CONF.	ADJ CONF.
Average RPI Loss:	193	RECORD	PCT. RANK	GAMES	SCHEDULE	OF SCHEDULE	RPI	RPI	RPI	RPI
DIV. I ONLY	4- 4	162	1- 0	250	186	179	179	14	14	
DIV. I NON-CONF.	4- 4	161	1- 0	249	184	178	178	14	14	
TOTALS	RPI 1-25	RPI 26-50	W-L RECORDS	RPI 51-100	RPI 101-150	RPI 150+				
4- 4	0- 0	0- 0	OVERALL	0- 1	1- 0	3- 3				
3- 0	0- 0	0- 0	HOME	0- 0	1- 0	2- 0				
1- 4	0- 0	0- 0	AWAY	0- 1	0- 0	1- 3				
0- 0	0- 0	0- 0	NEUTRAL	0- 0	0- 0	0- 0				
4- 4	0- 0	0- 0	NON-CONFERENCE	0- 1	1- 0	3- 3				
3- 0	0- 0	0- 0	HOME	0- 0	1- 0	2- 0				
1- 4	0- 0	0- 0	AWAY	0- 1	0- 0	1- 3				
0- 0	0- 0	0- 0	NEUTRAL	0- 0	0- 0	0- 0				
0- 0	0- 0	0- 0	CONFERENCE	0- 0	0- 0	0- 0				
0- 0	0- 0	0- 0	HOME	0- 0	0- 0	0- 0				
0- 0	0- 0	0- 0	AWAY	0- 0	0- 0	0- 0				
0- 0	0- 0	0- 0	NEUTRAL	0- 0	0- 0	0- 0				

RPI 1-25				RPI 26-50				RPI 51-100				RPI 101+				Team's RPI: 179	
RPI	S	Opponent	Score	RPI	S	Opponent	Score	RPI	S	Opponent	Score	RPI	S	Opponent	Score		
								71	A	North Carolina	40	80	139	H	La Salle	61	46
													188	A	Clemson	65	52
													190	H	Kennesaw St.	82	62
													223	A	Fairfield	52	66
													229	A	Maine	41	46
													250	A	Vermont	56	64
													293	H	Air Force	67	59
LAST 12 Division I GAMES:																	
				139	H	La Salle	61	46					223	A	Fairfield	52	66
				188	A	Clemson	65	52					190	H	Kennesaw St.	82	62
													293	H	Air Force	67	59
													229	A	Maine	41	46
													250	A	Vermont	56	64
													71	A	North Carolina	40	80

Non-Div I Games: Stevenson 70 36

Navy

■ Loss,
 ■ Non-Conf, S Site,
 ■ Home
 ■ Away
 N Neutral

Average RPI Win:	186	WON-LOST	WINNING	LAST 10	STRENGTH OF	OPP. STRENGTH	TEAM	ADJ.	CONF.	ADJ CONF.
Average RPI Loss:	8	RECORD	PCT. RANK	GAMES	SCHEDULE	OF SCHEDULE	RPI	RPI	RPI	RPI
DIV. I ONLY	8- 1	19	1- 0	266	13	81	81	2	2	
DIV. I NON-CONF.	8- 1	19	1- 0	265	13	81	81	2	2	
TOTALS	RPI 1-25	RPI 26-50	W-L RECORDS	RPI 51-100	RPI 101-150	RPI 150+				
8- 1	1- 1	0- 0	OVERALL	1- 0	0- 0	6- 0				
5- 1	1- 1	0- 0	HOME	0- 0	0- 0	4- 0				
1- 0	0- 0	0- 0	AWAY	0- 0	0- 0	1- 0				
2- 0	0- 0	0- 0	NEUTRAL	1- 0	0- 0	1- 0				
8- 1	1- 1	0- 0	NON-CONFERENCE	1- 0	0- 0	6- 0				
5- 1	1- 1	0- 0	HOME	0- 0	0- 0	4- 0				
1- 0	0- 0	0- 0	AWAY	0- 0	0- 0	1- 0				
2- 0	0- 0	0- 0	NEUTRAL	1- 0	0- 0	1- 0				
0- 0	0- 0	0- 0	CONFERENCE	0- 0	0- 0	0- 0				
0- 0	0- 0	0- 0	HOME	0- 0	0- 0	0- 0				
0- 0	0- 0	0- 0	AWAY	0- 0	0- 0	0- 0				
0- 0	0- 0	0- 0	NEUTRAL	0- 0	0- 0	0- 0				

RPI 1-25				RPI 26-50				RPI 51-100 Team's RPI: 81				RPI 101+			
RPI	S	Opponent	Score	RPI	S	Opponent	Score	RPI	S	Opponent	Score	RPI	S	Opponent	Score
8	H	Creighton	74 79					80	N	Southern California	67 54	169	A	Missouri	90 85
22	H	Duke	83 79									185	H	Alabama A&M	68 46
												230	H	Southern U.	73 39
												254	H	Morgan St.	78 55
												271	H	SIUE	63 49
												278	N	Sacred Heart	72 49
LAST 12 Division I GAMES:															
22	H	Duke	83 79	271	H	SIUE	63 49								
278	N	Sacred Heart	72 49	254	H	Morgan St.	78 55								
80	N	Southern California	67 54	169	A	Missouri	90 85								
8	H	Creighton	74 79	185	H	Alabama A&M	68 46								
230	H	Southern U.	73 39												

Non-Div I Games:

Nebraska

Nevada

Average RPI Win: 291

Average RPI Loss: 203

WON-LOST

WINNING

LAST 10

STRENGTH OF

Through Games Of 12/10/19

OPP. STRENGTH

TEAM

ADJ.

CONF.

ADJ CONF.

RECORD

PCT. RANK

GAMES

SCHEDULE

OF SCHEDULE

RPI

RPI

RPI

RPI

DIV. I ONLY

4- 3

129

0- 1

347

254

327

327

20

20

DIV. I NON-CONF.

4- 2

82

0- 1

346

267

292

292

21

21

TOTALS

RPI 1-25

RPI 26-50

W-L RECORDS

RPI 51-100

RPI 101-150

RPI 150+

4- 3

0- 0

0- 0

OVERALL

0- 0

1- 1

3- 2

3- 2

0- 0

0- 0

HOME

0- 0

1- 1

2- 1

1- 1

0- 0

0- 0

AWAY

0- 0

0- 0

1- 1

0- 0

0- 0

0- 0

NEUTRAL

0- 0

0- 0

0- 0

4- 2

0- 0

0- 0

NON-CONFERENCE

0- 0

1- 1

3- 1

3- 1

0- 0

0- 0

HOME

0- 0

1- 1

2- 0

1- 1

0- 0

0- 0

AWAY

0- 0

0- 0

1- 1

0- 0

0- 0

0- 0

NEUTRAL

0- 0

0- 0

0- 0

0- 1

0- 0

0- 0

CONFERENCE

0- 0

0- 0

0- 1

0- 1

0- 0

0- 0

HOME

0- 0

0- 0

0- 1

0- 0

0- 0

0- 0

AWAY

0- 0

0- 0

0- 0

0- 0

0- 0

0- 0

NEUTRAL

0- 0

0- 0

0- 0

RPI 1-25

RPI 26-50

RPI 51-100

RPI 101+

Team's RPI: 327

RPI S Opponent Score

RPI S Opponent Score

RPI S Opponent Score

RPI S Opponent Score

142 H SFA 65 80

150 H Saint Mary's (CA) 78 72

174 A Portland St. 75 80

293 H Air Force 61 68

324 H Chicago St. 80 60

341 A Utah Valley 60 57

350 H Sacramento St. 83 72

LAST 12 Division I GAMES:

324 H Chicago St. 80 60

174 A Portland St. 75 80

341 A Utah Valley 60 57

350 H Sacramento St. 83 72

150 H Saint Mary's (CA) 78 72

142 H SFA 65 80

293 H Air Force 61 68

Non-Div I Games: Stanislaus St. 80 62

Nevada

Loss, Non-Conf, S Site, H Home A Away N Neutral

New Hampshire

Through Games Of 12/10/19

Average RPI Win:	328	WON-LOST	WINNING	LAST 10	STRENGTH OF	OPP. STRENGTH	TEAM	ADJ.	CONF.	ADJ CONF.
Average RPI Loss:	195	RECORD	PCT. RANK	GAMES	SCHEDULE	OF SCHEDULE	RPI	RPI	RPI	RPI
DIV. I ONLY	2- 6	277	1- 0	329	252	336	336	27	27	
DIV. I NON-CONF.	2- 6	278	1- 0	329	252	336	336	27	27	
TOTALS	RPI 1-25	RPI 26-50	W-L RECORDS	RPI 51-100	RPI 101-150	RPI 150+				
2- 6	0- 0	0- 1	OVERALL	0- 0	0- 1	2- 4				
1- 3	0- 0	0- 0	HOME	0- 0	0- 0	1- 3				
1- 3	0- 0	0- 1	AWAY	0- 0	0- 1	1- 1				
0- 0	0- 0	0- 0	NEUTRAL	0- 0	0- 0	0- 0				
2- 6	0- 0	0- 1	NON-CONFERENCE	0- 0	0- 1	2- 4				
1- 3	0- 0	0- 0	HOME	0- 0	0- 0	1- 3				
1- 3	0- 0	0- 1	AWAY	0- 0	0- 1	1- 1				
0- 0	0- 0	0- 0	NEUTRAL	0- 0	0- 0	0- 0				
0- 0	0- 0	0- 0	CONFERENCE	0- 0	0- 0	0- 0				
0- 0	0- 0	0- 0	HOME	0- 0	0- 0	0- 0				
0- 0	0- 0	0- 0	AWAY	0- 0	0- 0	0- 0				
0- 0	0- 0	0- 0	NEUTRAL	0- 0	0- 0	0- 0				

RPI 1-25			RPI 26-50			RPI 51-100			RPI 101+			Team's RPI: 336
RPI	S	Opponent	Score	RPI	S	Opponent	Score	RPI	S	Opponent	Score	
				29	A	Baylor	29 97					
								146	A	Merrimack	54 64	
								184	A	Massachusetts	65 67	
								204	H	Boston U.	64 78	
								279	H	North Dakota St.	61 67	
								314	A	Bryant	68 56	
								329	H	Brown	68 76	
								342	H	Central Conn. St.	70 59	
LAST 12 Division I GAMES:												
				342	H	Central Conn. St.	70 59	184	A	Massachusetts	65 67	
				29	A	Baylor	29 97	279	H	North Dakota St.	61 67	
								329	H	Brown	68 76	
								146	A	Merrimack	54 64	
								204	H	Boston U.	64 78	
								314	A	Bryant	68 56	

Non-Div I Games: Wheaton (MA) 89 44

New Hampshire

■ Loss,
 ■ Non-Conf,
 ■ S Site,
 ■ Home
 ■ A Away
 N Neutral

Average RPI Win:	225	WON-LOST	WINNING	LAST 10	STRENGTH OF	OPP. STRENGTH	TEAM	ADJ.	CONF.	ADJ CONF.
Average RPI Loss:	76	RECORD	PCT. RANK	GAMES	SCHEDULE	OF SCHEDULE	RPI	RPI	RPI	RPI
DIV. I ONLY	6- 3	84	0- 0	168	134	107	107	20	20	
DIV. I NON-CONF.	6- 1	43	0- 0	166	181	55	55	21	21	
TOTALS	RPI 1-25	RPI 26-50	W-L RECORDS	RPI 51-100	RPI 101-150	RPI 150+				
6- 3	0- 0	0- 0	OVERALL	0- 2	1- 1	5- 0				
3- 1	0- 0	0- 0	HOME	0- 0	1- 1	2- 0				
2- 1	0- 0	0- 0	AWAY	0- 1	0- 0	2- 0				
1- 1	0- 0	0- 0	NEUTRAL	0- 1	0- 0	1- 0				
6- 1	0- 0	0- 0	NON-CONFERENCE	0- 1	1- 0	5- 0				
3- 0	0- 0	0- 0	HOME	0- 0	1- 0	2- 0				
2- 0	0- 0	0- 0	AWAY	0- 0	0- 0	2- 0				
1- 1	0- 0	0- 0	NEUTRAL	0- 1	0- 0	1- 0				
0- 2	0- 0	0- 0	CONFERENCE	0- 1	0- 1	0- 0				
0- 1	0- 0	0- 0	HOME	0- 0	0- 1	0- 0				
0- 1	0- 0	0- 0	AWAY	0- 1	0- 0	0- 0				
0- 0	0- 0	0- 0	NEUTRAL	0- 0	0- 0	0- 0				

RPI 1-25			RPI 26-50			RPI 51-100			RPI 101+			Team's RPI: 107
RPI	S	Opponent	Score	RPI	S	Opponent	Score	RPI	S	Opponent	Score	
						60 N West Virginia	60 73	103 H Wyoming			66 73	
						65 A Boise St.	82 83	118 H Houston			81 71	
								169 N Missouri			71 68	
								199 A UTEP			93 78	
								258 H UC Riverside			80 70	
								282 H Northern Ariz.			83 76	
								325 A New Mexico St.			86 67	
LAST 12 Division I GAMES:												
103 H Wyoming			66 73	325 A New Mexico St.			86 67					
65 A Boise St.			82 83	118 H Houston			81 71					
60 N West Virginia			60 73	282 H Northern Ariz.			83 76					
169 N Missouri			71 68	258 H UC Riverside			80 70					
199 A UTEP			93 78									

Non-Div I Games: Northern N.M. 92 44

New Mexico

■ Loss,
 ■ Non-Conf, S Site,
 ■ Home
 ■ Away
 N Neutral

Average RPI Win:	256	WON-LOST	WINNING	LAST 10	STRENGTH OF	OPP. STRENGTH	TEAM	ADJ.	CONF.	ADJ CONF.
Average RPI Loss:	227	RECORD	PCT. RANK	GAMES	SCHEDULE	OF SCHEDULE	RPI	RPI	RPI	RPI
DIV. I ONLY	2- 7	293	1- 0	272	311	325	325	32	32	
DIV. I NON-CONF.	2- 7	293	1- 0	273	312	326	326	32	32	
TOTALS	RPI 1-25	RPI 26-50	W-L RECORDS	RPI 51-100	RPI 101-150	RPI 150+				
2- 7	0- 0	0- 0	OVERALL	0- 0	0- 1	2- 6				
1- 4	0- 0	0- 0	HOME	0- 0	0- 1	1- 3				
1- 1	0- 0	0- 0	AWAY	0- 0	0- 0	1- 1				
0- 2	0- 0	0- 0	NEUTRAL	0- 0	0- 0	0- 2				
2- 7	0- 0	0- 0	NON-CONFERENCE	0- 0	0- 1	2- 6				
1- 4	0- 0	0- 0	HOME	0- 0	0- 1	1- 3				
1- 1	0- 0	0- 0	AWAY	0- 0	0- 0	1- 1				
0- 2	0- 0	0- 0	NEUTRAL	0- 0	0- 0	0- 2				
0- 0	0- 0	0- 0	CONFERENCE	0- 0	0- 0	0- 0				
0- 0	0- 0	0- 0	HOME	0- 0	0- 0	0- 0				
0- 0	0- 0	0- 0	AWAY	0- 0	0- 0	0- 0				
0- 0	0- 0	0- 0	NEUTRAL	0- 0	0- 0	0- 0				

RPI 1-25			RPI 26-50			RPI 51-100			RPI 101+			Team's RPI: 325
RPI	S	Opponent	Score	RPI	S	Opponent	Score	RPI	S	Opponent	Score	
								107	H	New Mexico	67	86
								199	A	UTEP	45	65
								199	H	UTEP	57	63
								211	H	Weber St.	77	47
								219	N	Western Mich.	76	79
								258	H	UC Riverside	58	60
								290	H	Pepperdine	69	72
								300	A	Denver	78	75
								319	N	Georgia St.	51	59
LAST 12 Division I GAMES:												
319	N	Georgia St.	51	59	211	H	Weber St.	77	47			
199	A	UTEP	45	65	219	N	Western Mich.	76	79			
290	H	Pepperdine	69	72	258	H	UC Riverside	58	60			
107	H	New Mexico	67	86								
199	H	UTEP	57	63								
300	A	Denver	78	75								

Non-Div I Games: Western N.M. 75 56

New Mexico St.

New Orleans

Through Games Of 12/10/19

Average RPI Win:	257	WON-LOST	WINNING	LAST 10	STRENGTH OF	OPP. STRENGTH	TEAM	ADJ.	CONF.	ADJ CONF.
Average RPI Loss:	117	RECORD	PCT. RANK	GAMES	SCHEDULE	OF SCHEDULE	RPI	RPI	RPI	RPI
DIV. I ONLY	1- 5	302	0- 1	6	330	134	134	26	26	
DIV. I NON-CONF.	1- 5	301	0- 1	6	330	133	133	26	26	
TOTALS	RPI 1-25	RPI 26-50	W-L RECORDS	RPI 51-100	RPI 101-150	RPI 150+				
1- 5	0- 0	0- 2	OVERALL	0- 0	0- 1	1- 2				
0- 1	0- 0	0- 0	HOME	0- 0	0- 0	0- 1				
1- 4	0- 0	0- 2	AWAY	0- 0	0- 1	1- 1				
0- 0	0- 0	0- 0	NEUTRAL	0- 0	0- 0	0- 0				
1- 5	0- 0	0- 2	NON-CONFERENCE	0- 0	0- 1	1- 2				
0- 1	0- 0	0- 0	HOME	0- 0	0- 0	0- 1				
1- 4	0- 0	0- 2	AWAY	0- 0	0- 1	1- 1				
0- 0	0- 0	0- 0	NEUTRAL	0- 0	0- 0	0- 0				
0- 0	0- 0	0- 0	CONFERENCE	0- 0	0- 0	0- 0				
0- 0	0- 0	0- 0	HOME	0- 0	0- 0	0- 0				
0- 0	0- 0	0- 0	AWAY	0- 0	0- 0	0- 0				
0- 0	0- 0	0- 0	NEUTRAL	0- 0	0- 0	0- 0				

RPI 1-25			RPI 26-50			RPI 51-100			RPI 101+			Team's RPI: 134
RPI	S	Opponent	Score	RPI	S	Opponent	Score	RPI	S	Opponent	Score	
				31	A	Arkansas	52 82					
				45	A	LSU	49 83					
LAST 12 Division I GAMES:												
				45	A	LSU	49 83	109	A	Iowa St.	53 71	
								192	A	Texas St.	49 51	
								209	H	Louisiana	60 65	
								257	A	Ole Miss	69 64	
								31	A	Arkansas	52 82	

Non-Div I Games: Pensacola Christian91 31

New Orleans

■ Loss,
 ■ Non-Conf,
 ■ S Site,
 ■ Home
 ■ A Away
 N Neutral

Niagara

Average RPI Win: 207

Average RPI Loss: 114

WON-LOST

WINNING

LAST 10

RECORD

PCT. RANK

GAMES

STRENGTH OF

SCHEDULE

OPP. STRENGTH

OF SCHEDULE

TEAM

RPI

ADJ.

RPI

CONF.

RPI

ADJ CONF.

RPI

DIV. I ONLY

1- 6

310

0- 1

44

238

236

236

21

21

DIV. I NON-CONF.

1- 6

309

0- 1

43

237

236

236

20

20

TOTALS

RPI 1-25

RPI 26-50

W-L RECORDS

RPI 51-100

RPI 101-150

RPI 150+

1- 6

0- 1

0- 0

OVERALL

0- 3

0- 1

1- 1

1- 1

0- 0

0- 0

HOME

0- 1

0- 0

1- 0

0- 5

0- 1

0- 0

AWAY

0- 2

0- 1

0- 1

0- 0

0- 0

0- 0

NEUTRAL

0- 0

0- 0

0- 0

1- 6

0- 1

0- 0

NON-CONFERENCE

0- 3

0- 1

1- 1

1- 1

0- 0

0- 0

HOME

0- 1

0- 0

1- 0

0- 5

0- 1

0- 0

AWAY

0- 2

0- 1

0- 1

0- 0

0- 0

0- 0

NEUTRAL

0- 0

0- 0

0- 0

0- 0

0- 0

0- 0

CONFERENCE

0- 0

0- 0

0- 0

0- 0

0- 0

0- 0

HOME

0- 0

0- 0

0- 0

0- 0

0- 0

0- 0

AWAY

0- 0

0- 0

0- 0

0- 0

0- 0

0- 0

NEUTRAL

0- 0

0- 0

0- 0

RPI 1-25

RPI 26-50

RPI 51-100

RPI 101+

Team's RPI: 236

RPI S Opponent Score
23 A Rutgers 37 87

RPI S Opponent Score

RPI S Opponent Score
70 A Colgate 72 85
86 A Binghamton 55 74
89 H Buffalo 67 81

RPI S Opponent Score
127 A Cornell 59 82
207 H Oakland 77 63
289 A St. Bonaventure 67 71

LAST 12 Division I GAMES:

70 A Colgate 72 85 89 H Buffalo 67 81
207 H Oakland 77 63 289 A St. Bonaventure 67 71
127 A Cornell 59 82
86 A Binghamton 55 74
23 A Rutgers 37 87

N
i
a
g
a
r
a

N
i
a
g
a
r
a

Non-Div I Games:

Niagara

Loss, Non-Conf, S Site, H Home A Away N Neutral

Average RPI Win:	0	WON-LOST	WINNING	LAST 10	STRENGTH OF	OPP. STRENGTH	TEAM	ADJ.	CONF.	ADJ CONF.
Average RPI Loss:	109	RECORD	PCT. RANK	GAMES	SCHEDULE	OF SCHEDULE	RPI	RPI	RPI	RPI
DIV. I ONLY	0- 6	334	0- 1	53	133	264	264	26	26	
DIV. I NON-CONF.	0- 6	334	0- 1	52	133	265	265	26	26	
TOTALS	RPI 1-25	RPI 26-50	W-L RECORDS	RPI 51-100	RPI 101-150	RPI 150+				
0- 6	0- 1	0- 2	OVERALL	0- 0	0- 1	0- 2				
0- 0	0- 0	0- 0	HOME	0- 0	0- 0	0- 0				
0- 5	0- 1	0- 2	AWAY	0- 0	0- 0	0- 2				
0- 1	0- 0	0- 0	NEUTRAL	0- 0	0- 1	0- 0				
0- 6	0- 1	0- 2	NON-CONFERENCE	0- 0	0- 1	0- 2				
0- 0	0- 0	0- 0	HOME	0- 0	0- 0	0- 0				
0- 5	0- 1	0- 2	AWAY	0- 0	0- 0	0- 2				
0- 1	0- 0	0- 0	NEUTRAL	0- 0	0- 1	0- 0				
0- 0	0- 0	0- 0	CONFERENCE	0- 0	0- 0	0- 0				
0- 0	0- 0	0- 0	HOME	0- 0	0- 0	0- 0				
0- 0	0- 0	0- 0	AWAY	0- 0	0- 0	0- 0				
0- 0	0- 0	0- 0	NEUTRAL	0- 0	0- 0	0- 0				

RPI 1-25				RPI 26-50				RPI 51-100				RPI 101+Team's RPI: 264			
RPI	S	Opponent	Score	RPI	S	Opponent	Score	RPI	S	Opponent	Score	RPI	S	Opponent	Score
19	A	Indiana	47 111	32	A	TCU	47 72					104	N	North Florida	61 64
				45	A	LSU	32 63					218	A	Jacksonville	55 72
												237	A	Rice	47 71
LAST 12 Division I GAMES:															
19	A	Indiana	47 111	45	A	LSU	32 63								
237	A	Rice	47 71	104	N	North Florida	61 64								
				218	A	Jacksonville	55 72								
				32	A	TCU	47 72								

Non-Div I Games: Southern-N.O. 94 61 Paul Quinn 101 68

Nicholls St.

Loss, Non-Conf, S Site, Home A Away N Neutral

DIVISION I ONLY				THROUGH GAMES OF 11/10/19						
Average RPI Win:	223	WON-LOST	WINNING	LAST 10	STRENGTH OF	OPP. STRENGTH	TEAM	ADJ.	CONF.	ADJ CONF.
Average RPI Loss:	219	RECORD	PCT. RANK	GAMES	SCHEDULE	OF SCHEDULE	RPI	RPI	RPI	RPI
DIV. I ONLY	5- 3	105	1- 0	304	201	214	214	31	31	
DIV. I NON-CONF.	5- 3	104	1- 0	304	201	214	214	31	31	

TOTALS	RPI 1-25		RPI 26-50		W-L RECORDS		RPI 51-100		RPI 101-150	RPI 150+
5- 3	0- 0		0- 0		OVERALL		0- 0		1- 1	4- 2
2- 2	0- 0		0- 0		HOME		0- 0		0- 1	2- 1
2- 1	0- 0		0- 0		AWAY		0- 0		0- 0	2- 1
1- 0	0- 0		0- 0		NEUTRAL		0- 0		1- 0	0- 0
5- 3	0- 0		0- 0		NON-CONFERENCE		0- 0		1- 1	4- 2
2- 2	0- 0		0- 0		HOME		0- 0		0- 1	2- 1
2- 1	0- 0		0- 0		AWAY		0- 0		0- 0	2- 1
1- 0	0- 0		0- 0		NEUTRAL		0- 0		1- 0	0- 0
0- 0	0- 0		0- 0		CONFERENCE		0- 0		0- 0	0- 0
0- 0	0- 0		0- 0		HOME		0- 0		0- 0	0- 0
0- 0	0- 0		0- 0		AWAY		0- 0		0- 0	0- 0
0- 0	0- 0		0- 0		NEUTRAL		0- 0		0- 0	0- 0

RPI 1-25				RPI 26-50				RPI 51-100				RPI 101+				Team's RPI: 214	
RPI	S	Opponent	Score	RPI	S	Opponent	Score	RPI	S	Opponent	Score	RPI	S	Opponent	Score		
												104	N	North Florida	57	54	
												139	H	La Salle	52	55	
												183	A	Hampton	77	56	
												201	H	Liberty	48	67	
												218	A	Jacksonville	71	64	
												301	H	High Point	72	58	
												307	H	Longwood	49	46	
												317	A	Marshall	69	75	
LAST 12 Division I GAMES:																	
				183	A	Hampton	77 56	139	H	La Salle	52 55						
				307	H	Longwood	49 46	301	H	High Point	72 58						
				218	A	Jacksonville	71 64	317	A	Marshall	69 75						
				104	N	North Florida	57 54	201	H	Liberty	48 67						

Non-Div I Games: Virginia-Lynchburg 123 48

Norfolk St.

■ Loss, ■ Non-Conf, S Site, H Home A Away N Neutral

Average RPI Win:	263	WON-LOST	WINNING	LAST 10	STRENGTH OF	OPP. STRENGTH	TEAM	ADJ.	CONF.	ADJ CONF.
Average RPI Loss:	114	RECORD	PCT. RANK	GAMES	SCHEDULE	OF SCHEDULE	RPI	RPI	RPI	RPI
DIV. I ONLY	4- 2	84	0- 0	337	82	234	234	16	16	
DIV. I NON-CONF.	4- 2	82	0- 0	337	81	234	234	16	16	
TOTALS	RPI 1-25	RPI 26-50	W-L RECORDS	RPI 51-100	RPI 101-150	RPI 150+				
4- 2	0- 1	0- 0	OVERALL	0- 0	0- 0	4- 1				
1- 1	0- 0	0- 0	HOME	0- 0	0- 0	1- 1				
1- 1	0- 1	0- 0	AWAY	0- 0	0- 0	1- 0				
2- 0	0- 0	0- 0	NEUTRAL	0- 0	0- 0	2- 0				
4- 2	0- 1	0- 0	NON-CONFERENCE	0- 0	0- 0	4- 1				
1- 1	0- 0	0- 0	HOME	0- 0	0- 0	1- 1				
1- 1	0- 1	0- 0	AWAY	0- 0	0- 0	1- 0				
2- 0	0- 0	0- 0	NEUTRAL	0- 0	0- 0	2- 0				
0- 0	0- 0	0- 0	CONFERENCE	0- 0	0- 0	0- 0				
0- 0	0- 0	0- 0	HOME	0- 0	0- 0	0- 0				
0- 0	0- 0	0- 0	AWAY	0- 0	0- 0	0- 0				
0- 0	0- 0	0- 0	NEUTRAL	0- 0	0- 0	0- 0				

RPI 1-25				RPI 26-50			RPI 51-100			RPI 101+			Team's RPI: 234
RPI	S	Opponent	Score	RPI	S	Opponent	Score	RPI	S	Opponent	Score		
24	A	Iowa	81 86							185	N	Alabama A&M	80 65
										194	N	UC Irvine	88 60
										203	H	Samford	63 79
										333	H	Mississippi Val.	86 60
										340	A	Tennessee St.	88 63
LAST 12 Division I GAMES:													
203	H	Samford	63 79	194	N	UC Irvine	88 60						
340	A	Tennessee St.	88 63	185	N	Alabama A&M	80 65						
24	A	Iowa	81 86										
333	H	Mississippi Val.	86 60										

Non-Div I Games: Virginia-Lynchburg 128 26 Oakwood 120 38

North Ala.

North Carolina

Through Games Of 12/10/19

Average RPI Win:	215	WON-LOST	WINNING	LAST 10	STRENGTH OF	OPP. STRENGTH	TEAM	ADJ.	CONF.	ADJ CONF.
Average RPI Loss:	0	RECORD	PCT. RANK	GAMES	SCHEDULE	OF SCHEDULE	RPI	RPI	RPI	RPI
DIV. I ONLY	8- 0	1	1- 0	306	97	71	71	3	3	
DIV. I NON-CONF.	8- 0	1	1- 0	306	97	71	71	3	3	
TOTALS	RPI 1-25	RPI 26-50	W-L RECORDS	RPI 51-100	RPI 101-150	RPI 150+				
8- 0	0- 0	0- 0	OVERALL	1- 0	1- 0	6- 0				
6- 0	0- 0	0- 0	HOME	0- 0	1- 0	5- 0				
0- 0	0- 0	0- 0	AWAY	0- 0	0- 0	0- 0				
2- 0	0- 0	0- 0	NEUTRAL	1- 0	0- 0	1- 0				
8- 0	0- 0	0- 0	NON-CONFERENCE	1- 0	1- 0	6- 0				
6- 0	0- 0	0- 0	HOME	0- 0	1- 0	5- 0				
0- 0	0- 0	0- 0	AWAY	0- 0	0- 0	0- 0				
2- 0	0- 0	0- 0	NEUTRAL	1- 0	0- 0	1- 0				
0- 0	0- 0	0- 0	CONFERENCE	0- 0	0- 0	0- 0				
0- 0	0- 0	0- 0	HOME	0- 0	0- 0	0- 0				
0- 0	0- 0	0- 0	AWAY	0- 0	0- 0	0- 0				
0- 0	0- 0	0- 0	NEUTRAL	0- 0	0- 0	0- 0				

RPI 1-25			RPI 26-50			RPI 51-100			Team's RPI: 71	RPI 101+		
RPI	S	Opponent	Score	RPI	S	Opponent	Score	RPI	S	Opponent	Score	
						73 N	Temple	71	58	135 H	Illinois	85 60
										169 N	Missouri	82 69
										179 H	Navy	80 40
										213 H	Elon	76 46
										309 H	Western Caro.	92 55
										312 H	Charleston So.	85 54
										331 H	N.C. Central	92 53
LAST 12 Division I GAMES:												
331	H	N.C. Central	92 53	169	N	Missouri	82 69					
135	H	Illinois	85 60	73	N	Temple	71 58					
				213	H	Elon	76 46					
				312	H	Charleston So.	85 54					
				179	H	Navy	80 40					
				309	H	Western Caro.	92 55					

Non-Div I Games:

North Carolina

Loss, Non-Conf, S Site, H Home A Away N Neutral

North Dakota

Through Games Of 12/10/19

Average RPI Win:	247	WON-LOST	WINNING	LAST 10	STRENGTH OF	OPP. STRENGTH	TEAM	ADJ.	CONF.	ADJ CONF.
Average RPI Loss:	89	RECORD	PCT. RANK	GAMES	SCHEDULE	OF SCHEDULE	RPI	RPI	RPI	RPI
DIV. I ONLY	6- 3	84	0- 1	214	210	120	120	17	17	
DIV. I NON-CONF.	6- 3	82	0- 1	213	210	119	119	17	17	
TOTALS	RPI 1-25	RPI 26-50	W-L RECORDS	RPI 51-100	RPI 101-150	RPI 150+				
6- 3	0- 0	0- 2	OVERALL	0- 0	2- 0	4- 1				
2- 1	0- 0	0- 1	HOME	0- 0	2- 0	0- 0				
4- 2	0- 0	0- 1	AWAY	0- 0	0- 0	4- 1				
0- 0	0- 0	0- 0	NEUTRAL	0- 0	0- 0	0- 0				
6- 3	0- 0	0- 2	NON-CONFERENCE	0- 0	2- 0	4- 1				
2- 1	0- 0	0- 1	HOME	0- 0	2- 0	0- 0				
4- 2	0- 0	0- 1	AWAY	0- 0	0- 0	4- 1				
0- 0	0- 0	0- 0	NEUTRAL	0- 0	0- 0	0- 0				
0- 0	0- 0	0- 0	CONFERENCE	0- 0	0- 0	0- 0				
0- 0	0- 0	0- 0	HOME	0- 0	0- 0	0- 0				
0- 0	0- 0	0- 0	AWAY	0- 0	0- 0	0- 0				
0- 0	0- 0	0- 0	NEUTRAL	0- 0	0- 0	0- 0				

RPI S	Opponent	Score	RPI S	Opponent	Score	RPI S	Opponent	Score	RPI S	Opponent	Score	Team's RPI: 120
			26	H Illinois St.	58 66				108	H Valparaiso	65 63	
			42	A Arizona	42 74				147	H Rhode Island	67 61	
									198	A SMU	51 66	
									284	A Ga. Southern	69 56	
									285	A Grand Canyon	78 76	
									312	A Charleston So.	73 57	
									346	A South Carolina St.	95 53	
LAST 12 Division I GAMES:												
			198	A SMU	51 66				147	H Rhode Island	67 61	
			312	A Charleston So.	73 57				285	A Grand Canyon	78 76	
			346	A South Carolina St.	95 53				42	A Arizona	42 74	
			26	H Illinois St.	58 66							
			284	A Ga. Southern	69 56							
			108	H Valparaiso	65 63							

Non-Div I Games: Northland 118 35

North Dakota

■ Loss,
 ■ Non-Conf, S Site,
 ■ Home
 ■ Away
 N Neutral

Average RPI Win:	336	WON-LOST	WINNING	LAST 10	STRENGTH OF	OPP. STRENGTH	TEAM	ADJ.	CONF.	ADJ CONF.
Average RPI Loss:	94	RECORD	PCT. RANK	GAMES	SCHEDULE	OF SCHEDULE	RPI	RPI	RPI	RPI
DIV. I ONLY	1- 9	331	0- 1	125	185	279	279	17	17	
DIV. I NON-CONF.	1- 9	331	0- 1	125	183	280	280	17	17	
TOTALS	RPI 1-25	RPI 26-50	W-L RECORDS	RPI 51-100	RPI 101-150	RPI 150+				
1- 9	0- 1	0- 0	OVERALL	0- 3	0- 3	1- 2				
0- 5	0- 0	0- 0	HOME	0- 1	0- 3	0- 1				
1- 4	0- 1	0- 0	AWAY	0- 2	0- 0	1- 1				
0- 0	0- 0	0- 0	NEUTRAL	0- 0	0- 0	0- 0				
1- 9	0- 1	0- 0	NON-CONFERENCE	0- 3	0- 3	1- 2				
0- 5	0- 0	0- 0	HOME	0- 1	0- 3	0- 1				
1- 4	0- 1	0- 0	AWAY	0- 2	0- 0	1- 1				
0- 0	0- 0	0- 0	NEUTRAL	0- 0	0- 0	0- 0				
0- 0	0- 0	0- 0	CONFERENCE	0- 0	0- 0	0- 0				
0- 0	0- 0	0- 0	HOME	0- 0	0- 0	0- 0				
0- 0	0- 0	0- 0	AWAY	0- 0	0- 0	0- 0				
0- 0	0- 0	0- 0	NEUTRAL	0- 0	0- 0	0- 0				

RPI	S	Opponent	Score
8	A	Creighton	59 70

RPI	S	Opponent	Score
-----	---	----------	-------

RPI	S	Opponent	Score
55	H	Wisconsin	63 64
57	A	Bradley	64 70
58	A	UNI	63 95

RPI	S	Opponent	Score
103	H	Wyoming	57 66
108	H	Valparaiso	54 66
109	H	Iowa St.	58 86
160	H	Northern Ill.	68 74
187	A	Northeastern	61 72
336	A	New Hampshire	67 61

LAST 12 Division I GAMES:

187	A	Northeastern	61	72	55	H	Wisconsin	63	64
103	H	Wyoming	57	66	57	A	Bradley	64	70
109	H	Iowa St.	58	86	336	A	New Hampshire	67	61
8	A	Creighton	59	70	58	A	UNI	63	95
108	H	Valparaiso	54	66					
160	H	Northern Ill.	68	74					

N
o
r
t
h
D
a
k
o
t
a
S
t
.N
o
r
t
h
D
a
k
o
t
a
S
t
.

Non-Div I Games:

North Dakota St.

Loss,
Non-Conf, S Site,
H Home
A Away
N Neutral

North Florida

Through Games Of 12/10/19

Average RPI Win:	213	WON-LOST	WINNING	LAST 10	STRENGTH OF	OPP. STRENGTH	TEAM	ADJ.	CONF.	ADJ CONF.
Average RPI Loss:	89	RECORD	PCT. RANK	GAMES	SCHEDULE	OF SCHEDULE	RPI	RPI	RPI	RPI
DIV. I ONLY	4- 5	188	0- 1	108	126	104	104	16	16	
DIV. I NON-CONF.	4- 5	187	0- 1	108	126	104	104	16	16	
TOTALS	RPI 1-25	RPI 26-50	W-L RECORDS	RPI 51-100	RPI 101-150	RPI 150+				
4- 5	0- 1	0- 0	OVERALL	1- 3	0- 0	3- 1				
0- 0	0- 0	0- 0	HOME	0- 0	0- 0	0- 0				
2- 3	0- 1	0- 0	AWAY	0- 2	0- 0	2- 0				
2- 2	0- 0	0- 0	NEUTRAL	1- 1	0- 0	1- 1				
4- 5	0- 1	0- 0	NON-CONFERENCE	1- 3	0- 0	3- 1				
0- 0	0- 0	0- 0	HOME	0- 0	0- 0	0- 0				
2- 3	0- 1	0- 0	AWAY	0- 2	0- 0	2- 0				
2- 2	0- 0	0- 0	NEUTRAL	1- 1	0- 0	1- 1				
0- 0	0- 0	0- 0	CONFERENCE	0- 0	0- 0	0- 0				
0- 0	0- 0	0- 0	HOME	0- 0	0- 0	0- 0				
0- 0	0- 0	0- 0	AWAY	0- 0	0- 0	0- 0				
0- 0	0- 0	0- 0	NEUTRAL	0- 0	0- 0	0- 0				

RPI 1-25				RPI 26-50				RPI 51-100				RPI 101+				Team's RPI: 104	
RPI	S	Opponent	Score	RPI	S	Opponent	Score	RPI	S	Opponent	Score	RPI	S	Opponent	Score		
19	A	Indiana	45 72					55	A	Wisconsin	62 75	185	A	Alabama A&M	73 64		
								62	A	Miami (FL)	55 78	214	N	Norfolk St.	54 57		
								94	N	Marist	54 69	264	N	Nicholls St.	64 61		
								98	N	Rider	80 70	303	A	FIU	64 49		
LAST 12 Division I GAMES:																	
185	A	Alabama A&M	73 64	19	A	Indiana	45 72	264	N	Nicholls St.	64 61						
303	A	FIU	64 49	62	A	Miami (FL)	55 78	214	N	Norfolk St.	54 57						
62	A	Miami (FL)	55 78	98	N	Rider	80 70	94	N	Marist	54 69						
55	A	Wisconsin	62 75														

Non-Div I Games: Warner 110 46

North Florida

Loss, Non-Conf, S Site, H Home A Away N Neutral

NORTH TEXAS				THROUGH GAMES OF 11/10/19						
Average RPI Win:	228	WON-LOST	WINNING	LAST 10	STRENGTH OF	OPP. STRENGTH	TEAM	ADJ.	CONF.	ADJ CONF.
Average RPI Loss:	73	RECORD	PCT. RANK	GAMES	SCHEDULE	OF SCHEDULE	RPI	RPI	RPI	RPI
DIV. I ONLY	3- 4	199	1- 0	56	217	138	138	13	13	
DIV. I NON-CONF.	3- 4	198	1- 0	55	216	137	137	13	13	

TOTALS	RPI 1-25		RPI 26-50		W-L RECORDS		RPI 51-100		RPI 101-150	RPI 150+
3- 4	0- 1		0- 0		OVERALL		0- 2		0- 1	3- 0
2- 1	0- 0		0- 0		HOME		0- 1		0- 0	2- 0
1- 1	0- 0		0- 0		AWAY		0- 1		0- 0	1- 0
0- 2	0- 1		0- 0		NEUTRAL		0- 0		0- 1	0- 0
3- 4	0- 1		0- 0		NON-CONFERENCE		0- 2		0- 1	3- 0
2- 1	0- 0		0- 0		HOME		0- 1		0- 0	2- 0
1- 1	0- 0		0- 0		AWAY		0- 1		0- 0	1- 0
0- 2	0- 1		0- 0		NEUTRAL		0- 0		0- 1	0- 0
0- 0	0- 0		0- 0		CONFERENCE		0- 0		0- 0	0- 0
0- 0	0- 0		0- 0		HOME		0- 0		0- 0	0- 0
0- 0	0- 0		0- 0		AWAY		0- 0		0- 0	0- 0
0- 0	0- 0		0- 0		NEUTRAL		0- 0		0- 0	0- 0

RPI 1-25				RPI 26-50				RPI 51-100				RPI 101+				Team's RPI: 138	
RPI	S	Opponent	Score	RPI	S	Opponent	Score	RPI	S	Opponent	Score	RPI	S	Opponent	Score		
17	N	NC State	65 76					66	A	CSU Bakersfield	52 61	126	N	Texas	57 63		
								82	H	UT Arlington	49 68	157	A	Hawaii	66 60		
												209	H	Louisiana	69 66		
												318	H	Alcorn	67 31		
LAST 12 Division I GAMES:																	
				209	H	Louisiana	69 66	126	N	Texas	57 63						
				17	N	NC State	65 76	157	A	Hawaii	66 60						
								66	A	CSU Bakersfield	52 61						
								82	H	UT Arlington	49 68						
								318	H	Alcorn	67 31						

Non-Div I Games:	Mid-Amer. Christian	59	61	Xavier (LA)	68	31
------------------	---------------------	----	----	-------------	----	----

North Texas

■ Loss, ■ Non-Conf, S Site, H Home A Away N Neutral

Northeastern

Through Games Of 12/10/19

Average RPI Win:	201	WON-LOST	WINNING	LAST 10	STRENGTH OF	OPP. STRENGTH	TEAM	ADJ.	CONF.	ADJ CONF.
Average RPI Loss:	79	RECORD	PCT. RANK	GAMES	SCHEDULE	OF SCHEDULE	RPI	RPI	RPI	RPI
DIV. I ONLY	2- 6	277	1- 0	74	81	187	187	19	19	
DIV. I NON-CONF.	2- 6	278	1- 0	72	80	187	187	19	19	
TOTALS	RPI 1-25	RPI 26-50	W-L RECORDS	RPI 51-100	RPI 101-150	RPI 150+				
2- 6	0- 2	0- 0	OVERALL	0- 1	1- 2	1- 1				
1- 3	0- 1	0- 0	HOME	0- 1	0- 0	1- 1				
1- 3	0- 1	0- 0	AWAY	0- 0	1- 2	0- 0				
0- 0	0- 0	0- 0	NEUTRAL	0- 0	0- 0	0- 0				
2- 6	0- 2	0- 0	NON-CONFERENCE	0- 1	1- 2	1- 1				
1- 3	0- 1	0- 0	HOME	0- 1	0- 0	1- 1				
1- 3	0- 1	0- 0	AWAY	0- 0	1- 2	0- 0				
0- 0	0- 0	0- 0	NEUTRAL	0- 0	0- 0	0- 0				
0- 0	0- 0	0- 0	CONFERENCE	0- 0	0- 0	0- 0				
0- 0	0- 0	0- 0	HOME	0- 0	0- 0	0- 0				
0- 0	0- 0	0- 0	AWAY	0- 0	0- 0	0- 0				
0- 0	0- 0	0- 0	NEUTRAL	0- 0	0- 0	0- 0				

RPI 1-25				RPI 26-50				RPI 51-100				RPI 101+ Team's RPI: 187			
RPI	S	Opponent	Score	RPI	S	Opponent	Score	RPI	S	Opponent	Score	RPI	S	Opponent	Score
13	A	Oregon	47 89					59	H	Yale	63 78	102	A	Central Mich.	63 79
14	H	South Dakota	76 80									122	A	Harvard	46 44
												133	A	Fordham	58 74
												155	H	Dayton	60 71
												279	H	North Dakota St.	72 61
LAST 12 Division I GAMES:															
279	H	North Dakota St.	72 61	122	A	Harvard	46 44	14	H	South Dakota	76 80				
102	A	Central Mich.	63 79												
59	H	Yale	63 78												
133	A	Fordham	58 74												
155	H	Dayton	60 71												
13	A	Oregon	47 89												

Non-Div I Games:

Northeastern

■ Loss,
 ■ Non-Conf, S Site,
 ■ Home
 ■ Away
 N Neutral

Average RPI Win:	290	WON-LOST	WINNING	LAST 10	STRENGTH OF	OPP. STRENGTH	TEAM	ADJ.	CONF.	ADJ CONF.
Average RPI Loss:	197	RECORD	PCT. RANK	GAMES	SCHEDULE	OF SCHEDULE	RPI	RPI	RPI	RPI
DIV. I ONLY	2- 5	254	0- 1	208	335	282	282	18	18	
DIV. I NON-CONF.	2- 5	254	0- 1	207	335	283	283	18	18	
TOTALS	RPI 1-25	RPI 26-50	W-L RECORDS	RPI 51-100	RPI 101-150	RPI 150+				
2- 5	0- 0	0- 0	OVERALL	0- 0	0- 1	2- 4				
1- 1	0- 0	0- 0	HOME	0- 0	0- 0	1- 1				
1- 4	0- 0	0- 0	AWAY	0- 0	0- 1	1- 3				
0- 0	0- 0	0- 0	NEUTRAL	0- 0	0- 0	0- 0				
2- 5	0- 0	0- 0	NON-CONFERENCE	0- 0	0- 1	2- 4				
1- 1	0- 0	0- 0	HOME	0- 0	0- 0	1- 1				
1- 4	0- 0	0- 0	AWAY	0- 0	0- 1	1- 3				
0- 0	0- 0	0- 0	NEUTRAL	0- 0	0- 0	0- 0				
0- 0	0- 0	0- 0	CONFERENCE	0- 0	0- 0	0- 0				
0- 0	0- 0	0- 0	HOME	0- 0	0- 0	0- 0				
0- 0	0- 0	0- 0	AWAY	0- 0	0- 0	0- 0				
0- 0	0- 0	0- 0	NEUTRAL	0- 0	0- 0	0- 0				

RPI 1-25			RPI 26-50			RPI 51-100			RPI 101+			Team's RPI: 282
RPI	S	Opponent	Score	RPI	S	Opponent	Score	RPI	S	Opponent	Score	
								107	A	New Mexico	76	83
								162	A	Fresno St.	66	83
								212	A	California Baptist	79	98
								235	A	Houston Baptist	79	62
								237	A	Rice	57	71
								268	H	UC Davis	61	71
								344	H	Seattle U	88	80
LAST 12 Division I GAMES:												
344	H	Seattle U	88 80	268	H	UC Davis	61 71					
107	A	New Mexico	76 83	235	A	Houston Baptist	79 62					
				237	A	Rice	57 71					
				162	A	Fresno St.	66 83					
				212	A	California Baptist	79 98					

Non-Div I Games:

Northern Ariz.

Average RPI Win:	262	WON-LOST	WINNING	LAST 10	STRENGTH OF	OPP. STRENGTH	TEAM	ADJ.	CONF.	ADJ CONF.
Average RPI Loss:	148	RECORD	PCT. RANK	GAMES	SCHEDULE	OF SCHEDULE	RPI	RPI	RPI	RPI
DIV. I ONLY	3- 5	222	0- 1	148	212	191	191	18	18	
DIV. I NON-CONF.	3- 5	224	0- 1	149	211	190	190	18	18	
TOTALS	RPI 1-25	RPI 26-50	W-L RECORDS	RPI 51-100	RPI 101-150	RPI 150+				
3- 5	0- 1	0- 0	OVERALL	0- 2	0- 0	3- 2				
1- 2	0- 0	0- 0	HOME	0- 1	0- 0	1- 1				
2- 3	0- 1	0- 0	AWAY	0- 1	0- 0	2- 1				
0- 0	0- 0	0- 0	NEUTRAL	0- 0	0- 0	0- 0				
3- 5	0- 1	0- 0	NON-CONFERENCE	0- 2	0- 0	3- 2				
1- 2	0- 0	0- 0	HOME	0- 1	0- 0	1- 1				
2- 3	0- 1	0- 0	AWAY	0- 1	0- 0	2- 1				
0- 0	0- 0	0- 0	NEUTRAL	0- 0	0- 0	0- 0				
0- 0	0- 0	0- 0	CONFERENCE	0- 0	0- 0	0- 0				
0- 0	0- 0	0- 0	HOME	0- 0	0- 0	0- 0				
0- 0	0- 0	0- 0	AWAY	0- 0	0- 0	0- 0				
0- 0	0- 0	0- 0	NEUTRAL	0- 0	0- 0	0- 0				

RPI 1-25				RPI 26-50				RPI 51-100				RPI 101+ Team's RPI: 191			
RPI	S	Opponent	Score	RPI	S	Opponent	Score	RPI	S	Opponent	Score	RPI	S	Opponent	Score
4	A	Stanford	36 90					51	A	UCLA	58 92	198	A	SMU	61 52
								95	H	San Francisco	83 90	292	H	Colorado St.	58 75
												293	H	Air Force	72 62
												294	A	Chattanooga	59 42
												300	A	Denver	55 74
LAST 12 Division I GAMES:															
300	A	Denver	55 74	198	A	SMU	61 52	4	A	Stanford	36 90	292	H	Colorado St.	58 75
294	A	Chattanooga	59 42	51	A	UCLA	58 92	95	H	San Francisco	83 90				
51	A	UCLA	58 92	293	H	Air Force	72 62								

Non-Div I Games:

Northern Colo.

■ Loss,
 ■ Non-Conf, S Site,
 ■ Home
 ■ Away
 N Neutral

Average RPI Win:	276	WON-LOST	WINNING	LAST 10	STRENGTH OF	OPP. STRENGTH	TEAM	ADJ.	CONF.	ADJ CONF.
Average RPI Loss:	72	RECORD	PCT. RANK	GAMES	SCHEDULE	OF SCHEDULE	RPI	RPI	RPI	RPI
DIV. I ONLY	3- 5	222	0- 1	143	140	160	160	12	12	
DIV. I NON-CONF.	3- 5	224	0- 1	144	140	159	159	12	12	
TOTALS	RPI 1-25	RPI 26-50	W-L RECORDS	RPI 51-100	RPI 101-150	RPI 150+				
3- 5	0- 2	0- 1	OVERALL	0- 0	0- 1	3- 1				
0- 1	0- 0	0- 0	HOME	0- 0	0- 1	0- 0				
2- 3	0- 1	0- 1	AWAY	0- 0	0- 0	2- 1				
1- 1	0- 1	0- 0	NEUTRAL	0- 0	0- 0	1- 0				
3- 5	0- 2	0- 1	NON-CONFERENCE	0- 0	0- 1	3- 1				
0- 1	0- 0	0- 0	HOME	0- 0	0- 1	0- 0				
2- 3	0- 1	0- 1	AWAY	0- 0	0- 0	2- 1				
1- 1	0- 1	0- 0	NEUTRAL	0- 0	0- 0	1- 0				
0- 0	0- 0	0- 0	CONFERENCE	0- 0	0- 0	0- 0				
0- 0	0- 0	0- 0	HOME	0- 0	0- 0	0- 0				
0- 0	0- 0	0- 0	AWAY	0- 0	0- 0	0- 0				
0- 0	0- 0	0- 0	NEUTRAL	0- 0	0- 0	0- 0				

RPI 1-25				RPI 26-50				RPI 51-100				RPI 101+ Team's RPI: 160			
RPI	S	Opponent	Score	RPI	S	Opponent	Score	RPI	S	Opponent	Score	RPI	S	Opponent	Score
14	N	South Dakota	48 91	26	A	Illinois St.	66 69					122	H	Harvard	53 59
25	A	Purdue	63 68									172	A	Milwaukee	65 78
												256	N	Tennessee Tech	82 74
												279	A	North Dakota St.	74 68
												292	A	Colorado St.	80 75
LAST 12 Division I GAMES:															
256	N	Tennessee Tech	82 74	172	A	Milwaukee	65 78								
25	A	Purdue	63 68	14	N	South Dakota	48 91								
26	A	Illinois St.	66 69												
292	A	Colorado St.	80 75												
279	A	North Dakota St.	74 68												
122	H	Harvard	53 59												

Non-Div I Games:

Northern Ill.

Average RPI Win:	308	WON-LOST	WINNING	LAST 10	STRENGTH OF	OPP. STRENGTH	TEAM	ADJ.	CONF.	ADJ CONF.
Average RPI Loss:	142	RECORD	PCT. RANK	GAMES	SCHEDULE	OF SCHEDULE	RPI	RPI	RPI	RPI
DIV. I ONLY	4- 5	188	0- 1	282	224	252	252	15	15	
DIV. I NON-CONF.	4- 5	187	0- 1	284	223	252	252	15	15	
TOTALS	RPI 1-25	RPI 26-50	W-L RECORDS	RPI 51-100	RPI 101-150	RPI 150+				
4- 5	0- 1	0- 1	OVERALL	0- 0	0- 0	4- 3				
2- 2	0- 1	0- 1	HOME	0- 0	0- 0	2- 0				
1- 3	0- 0	0- 0	AWAY	0- 0	0- 0	1- 3				
1- 0	0- 0	0- 0	NEUTRAL	0- 0	0- 0	1- 0				
4- 5	0- 1	0- 1	NON-CONFERENCE	0- 0	0- 0	4- 3				
2- 2	0- 1	0- 1	HOME	0- 0	0- 0	2- 0				
1- 3	0- 0	0- 0	AWAY	0- 0	0- 0	1- 3				
1- 0	0- 0	0- 0	NEUTRAL	0- 0	0- 0	1- 0				
0- 0	0- 0	0- 0	CONFERENCE	0- 0	0- 0	0- 0				
0- 0	0- 0	0- 0	HOME	0- 0	0- 0	0- 0				
0- 0	0- 0	0- 0	AWAY	0- 0	0- 0	0- 0				
0- 0	0- 0	0- 0	NEUTRAL	0- 0	0- 0	0- 0				

RPI 1-25				RPI 26-50				RPI 51-100				RPI 101+ Team's RPI: 252			
RPI	S	Opponent	Score	RPI	S	Opponent	Score	RPI	S	Opponent	Score	RPI	S	Opponent	Score
5	H	Louisville	57 85	38	H	Saint Louis	42 67					173	A	Belmont	45 62
												196	A	Eastern Ky.	62 69
												275	H	Omaha	57 40
												297	A	Lipscomb	69 71
												303	A	FIU	67 45
												315	H	Central Ark.	72 56
												338	N	Jacksonville St.	66 63
LAST 12 Division I GAMES:															
297	A	Lipscomb	69 71	5	H	Louisville	57 85	303	A	FIU	67 45				
38	H	Saint Louis	42 67	338	N	Jacksonville St.	66 63	315	H	Central Ark.	72 56				
196	A	Eastern Ky.	62 69	275	H	Omaha	57 40	173	A	Belmont	45 62				

Non-Div I Games:

Northern Ky.

■ Loss,
 ■ Non-Conf, S Site,
 ■ Home
 ■ Away
 N Neutral

Average RPI Win: 103		WON-LOST	WINNING	LAST 10	STRENGTH OF		OPP. STRENGTH	TEAM	ADJ.	CONF.	ADJ CONF.
Average RPI Loss: 6		RECORD	PCT. RANK	GAMES	SCHEDULE		OF SCHEDULE	RPI	RPI	RPI	RPI
DIV. I ONLY		7- 1	30	1- 0	16		57	9	9	2	2
DIV. I NON-CONF.		7- 1	30	1- 0	16		57	9	9	2	2
TOTALS		RPI 1-25	RPI 26-50		W-L RECORDS		RPI 51-100	RPI 101-150		RPI 150+	
7- 1	1- 1	1- 0		OVERALL		3- 0	1- 0		1- 0		
5- 1	0- 1	0- 0		HOME		3- 0	1- 0		1- 0		
2- 0	1- 0	1- 0		AWAY		0- 0	0- 0		0- 0		
0- 0	0- 0	0- 0		NEUTRAL		0- 0	0- 0		0- 0		
7- 1	1- 1	1- 0		NON-CONFERENCE		3- 0	1- 0		1- 0		
5- 1	0- 1	0- 0		HOME		3- 0	1- 0		1- 0		
2- 0	1- 0	1- 0		AWAY		0- 0	0- 0		0- 0		
0- 0	0- 0	0- 0		NEUTRAL		0- 0	0- 0		0- 0		
0- 0	0- 0	0- 0		CONFERENCE		0- 0	0- 0		0- 0		
0- 0	0- 0	0- 0		HOME		0- 0	0- 0		0- 0		
0- 0	0- 0	0- 0		AWAY		0- 0	0- 0		0- 0		
0- 0	0- 0	0- 0		NEUTRAL		0- 0	0- 0		0- 0		

RPI 1-25				Team's RPI: 9		RPI 26-50				RPI 51-100				RPI 101+					
RPI	S	Opponent	Score		RPI	S	Opponent	Score		RPI	S	Opponent	Score		RPI	S	Opponent	Score	
6	H	DePaul	68	70	50	A	Marquette	64	56	70	H	Colgate	73	44	108	H	Valparaiso	69	48
22	A	Duke	63	42						90	H	Boston College	66	63	286	H	Loyola Maryland	67	46
										92	H	Dartmouth	79	37					
LAST 12 Division I GAMES:																			
					92	H	Dartmouth	79	37	70	H	Colgate	73	44					
					90	H	Boston College	66	63	108	H	Valparaiso	69	48					
					6	H	DePaul	68	70	22	A	Duke	63	42					
										50	A	Marquette	64	56					
										286	H	Loyola Maryland	67	46					

Non-Div I Games:

Northwestern

Loss, Non-Conf, S Site, H Home A Away N Neutral

NORTHWESTERN DIV.				THROUGH GAMES OF 11/10/19						
Average RPI Win:	249	WON-LOST	WINNING	LAST 10	STRENGTH OF	OPP. STRENGTH	TEAM	ADJ.	CONF.	ADJ CONF.
Average RPI Loss:	250	RECORD	PCT. RANK	GAMES	SCHEDULE	OF SCHEDULE	RPI	RPI	RPI	RPI
DIV. I ONLY	1- 3	277	1- 0	349	279	347	347	26	26	
DIV. I NON-CONF.	1- 3	278	1- 0	349	281	347	347	26	26	
TOTALS	RPI 1-25		RPI 26-50	W-L RECORDS	RPI 51-100		RPI 101-150		RPI 150+	
1- 3	0- 0		0- 0	OVERALL	0- 0		0- 1		1- 2	
1- 1	0- 0		0- 0	HOME	0- 0		0- 0		1- 1	
0- 2	0- 0		0- 0	AWAY	0- 0		0- 1		0- 1	
0- 0	0- 0		0- 0	NEUTRAL	0- 0		0- 0		0- 0	
1- 3	0- 0		0- 0	NON-CONFERENCE	0- 0		0- 1		1- 2	
1- 1	0- 0		0- 0	HOME	0- 0		0- 0		1- 1	
0- 2	0- 0		0- 0	AWAY	0- 0		0- 1		0- 1	
0- 0	0- 0		0- 0	NEUTRAL	0- 0		0- 0		0- 0	
0- 0	0- 0		0- 0	CONFERENCE	0- 0		0- 0		0- 0	
0- 0	0- 0		0- 0	HOME	0- 0		0- 0		0- 0	
0- 0	0- 0		0- 0	AWAY	0- 0		0- 0		0- 0	
0- 0	0- 0		0- 0	NEUTRAL	0- 0		0- 0		0- 0	

RPI 1-25				RPI 26-50				RPI 51-100				RPI 101+				Team's RPI: 347	
RPI	S	Opponent	Score	RPI	S	Opponent	Score	RPI	S	Opponent	Score	RPI	S	Opponent	Score		
129	A	Texas Tech	49 79									129	A	Texas Tech	49 79		
249	H	Grambling	65 61									249	H	Grambling	65 61		
272	H	Jackson St.	49 66									272	H	Jackson St.	49 66		
348	A	La.-Monroe	54 63									348	A	La.-Monroe	54 63		
LAST 12 Division I GAMES:																	
129	A	Texas Tech	49 79	249	H	Grambling	65 61										
348	A	La.-Monroe	54 63														
272	H	Jackson St.	49 66														

Non-Div I Games:	LeTourneau	91	61	LSU-Shreveport	63	68	Central Baptist	61	59
------------------	------------	----	----	----------------	----	----	-----------------	----	----

Northwestern St.

■ Loss, ■ Non-Conf, S Site, H Home A Away N Neutral

Average RPI Win:	175	WON-LOST	WINNING	LAST 10	STRENGTH OF	OPP. STRENGTH	TEAM	ADJ.	CONF.	ADJ CONF.
Average RPI Loss:	71	RECORD	PCT. RANK	GAMES	SCHEDULE	OF SCHEDULE	RPI	RPI	RPI	RPI
DIV. I ONLY	5- 6	187	0- 1	10	168	76	76	3	3	
DIV. I NON-CONF.	5- 6	186	0- 1	10	165	76	76	3	3	
TOTALS	RPI 1-25	RPI 26-50	W-L RECORDS	RPI 51-100	RPI 101-150	RPI 150+				
5- 6	0- 2	1- 2	OVERALL	0- 1	2- 0	2- 1				
2- 3	0- 0	0- 1	HOME	0- 1	0- 0	2- 1				
2- 1	0- 1	1- 0	AWAY	0- 0	1- 0	0- 0				
1- 2	0- 1	0- 1	NEUTRAL	0- 0	1- 0	0- 0				
5- 6	0- 2	1- 2	NON-CONFERENCE	0- 1	2- 0	2- 1				
2- 3	0- 0	0- 1	HOME	0- 1	0- 0	2- 1				
2- 1	0- 1	1- 0	AWAY	0- 0	1- 0	0- 0				
1- 2	0- 1	0- 1	NEUTRAL	0- 0	1- 0	0- 0				
0- 0	0- 0	0- 0	CONFERENCE	0- 0	0- 0	0- 0				
0- 0	0- 0	0- 0	HOME	0- 0	0- 0	0- 0				
0- 0	0- 0	0- 0	AWAY	0- 0	0- 0	0- 0				
0- 0	0- 0	0- 0	NEUTRAL	0- 0	0- 0	0- 0				

RPI 1-25				RPI 26-50				RPI 51-100				RPI 101+			
RPI	S	Opponent	Score	RPI	S	Opponent	Score	RPI	S	Opponent	Score	RPI	S	Opponent	Score
3	A	UConn	57 81	36	A	Michigan	76 72	88	H	Michigan St.	69 72	133	A	Fordham	60 55
16	N	FGCU	60 69	43	H	Minnesota	67 75					143	N	South Fla.	67 51
				48	N	South Dakota St.	59 65					228	H	Tennessee	63 74
												277	H	Toledo	54 51
												286	H	Loyola Maryland	84 60
LAST 12 Division I GAMES:															
3	A	UConn	57 81	48	N	South Dakota St.	59 65	16	N	FGCU	60 69	36	A	Michigan	76 72
43	H	Minnesota	67 75	143	N	South Fla.	67 51	277	H	Toledo	54 51	88	H	Michigan St.	69 72
286	H	Loyola Maryland	84 60	228	H	Tennessee	63 74								
133	A	Fordham	60 55												

Non-Div I Games:

Notre Dame

Average RPI Win:	322	WON-LOST	WINNING	LAST 10	STRENGTH OF	OPP. STRENGTH	TEAM	ADJ.	CONF.	ADJ CONF.
Average RPI Loss:	104	RECORD	PCT. RANK	GAMES	SCHEDULE	OF SCHEDULE	RPI	RPI	RPI	RPI
DIV. I ONLY	3- 4	199	0- 1	248	247	207	207	15	15	
DIV. I NON-CONF.	3- 4	198	0- 1	247	246	206	206	15	15	
TOTALS	RPI 1-25	RPI 26-50	W-L RECORDS	RPI 51-100	RPI 101-150	RPI 150+				
3- 4	0- 0	0- 1	OVERALL	0- 2	0- 0	3- 1				
0- 1	0- 0	0- 0	HOME	0- 1	0- 0	0- 0				
2- 3	0- 0	0- 1	AWAY	0- 1	0- 0	2- 1				
1- 0	0- 0	0- 0	NEUTRAL	0- 0	0- 0	1- 0				
3- 4	0- 0	0- 1	NON-CONFERENCE	0- 2	0- 0	3- 1				
0- 1	0- 0	0- 0	HOME	0- 1	0- 0	0- 0				
2- 3	0- 0	0- 1	AWAY	0- 1	0- 0	2- 1				
1- 0	0- 0	0- 0	NEUTRAL	0- 0	0- 0	1- 0				
0- 0	0- 0	0- 0	CONFERENCE	0- 0	0- 0	0- 0				
0- 0	0- 0	0- 0	HOME	0- 0	0- 0	0- 0				
0- 0	0- 0	0- 0	AWAY	0- 0	0- 0	0- 0				
0- 0	0- 0	0- 0	NEUTRAL	0- 0	0- 0	0- 0				

RPI 1-25				RPI 26-50				RPI 51-100				RPI 101+ Team's RPI: 207			
RPI	S	Opponent	Score	RPI	S	Opponent	Score	RPI	S	Opponent	Score	RPI	S	Opponent	Score
				36	A	Michigan	64 79	57	H	Bradley	58 74	236	A	Niagara	63 77
								88	A	Michigan St.	56 76	303	A	FIU	58 49
												324	A	Chicago St.	98 70
												338	N	Jacksonville St.	61 55
LAST 12 Division I GAMES:															
				36	A	Michigan	64 79	88	A	Michigan St.	56 76				
				338	N	Jacksonville St.	61 55	324	A	Chicago St.	98 70				
				303	A	FIU	58 49	57	H	Bradley	58 74				
				236	A	Niagara	63 77								

Non-Div I Games: Concordia (MI) 76 42

Oakland

Average RPI Win:	218	WON-LOST	WINNING	LAST 10	STRENGTH OF	OPP. STRENGTH	TEAM	ADJ.	CONF.	ADJ CONF.
Average RPI Loss:	89	RECORD	PCT. RANK	GAMES	SCHEDULE	OF SCHEDULE	RPI	RPI	RPI	RPI
DIV. I ONLY	6- 2	60	1- 0	216	135	96	96	12	12	
DIV. I NON-CONF.	6- 2	61	1- 0	215	134	97	97	12	12	
TOTALS	RPI 1-25	RPI 26-50	W-L RECORDS	RPI 51-100	RPI 101-150	RPI 150+				
6- 2	1- 0	0- 0	OVERALL	1- 1	0- 1	4- 0				
4- 0	0- 0	0- 0	HOME	1- 0	0- 0	3- 0				
1- 1	1- 0	0- 0	AWAY	0- 0	0- 1	0- 0				
1- 1	0- 0	0- 0	NEUTRAL	0- 1	0- 0	1- 0				
6- 2	1- 0	0- 0	NON-CONFERENCE	1- 1	0- 1	4- 0				
4- 0	0- 0	0- 0	HOME	1- 0	0- 0	3- 0				
1- 1	1- 0	0- 0	AWAY	0- 0	0- 1	0- 0				
1- 1	0- 0	0- 0	NEUTRAL	0- 1	0- 0	1- 0				
0- 0	0- 0	0- 0	CONFERENCE	0- 0	0- 0	0- 0				
0- 0	0- 0	0- 0	HOME	0- 0	0- 0	0- 0				
0- 0	0- 0	0- 0	AWAY	0- 0	0- 0	0- 0				
0- 0	0- 0	0- 0	NEUTRAL	0- 0	0- 0	0- 0				

RPI 1-25				RPI 26-50				RPI 51-100 Team's RPI: 96				RPI 101+			
RPI	S	Opponent	Score	RPI	S	Opponent	Score	RPI	S	Opponent	Score	RPI	S	Opponent	Score
12	A	Ohio St.	74 68					63	N	Butler	55 60	115	A	Syracuse	54 66
								75	H	IUPUI	70 64	262	H	American	81 69
												295	N	Pittsburgh	72 50
												317	H	Marshall	67 51
												349	H	Incarinate Word	78 41
LAST 12 Division I GAMES:															
349	H	Incarinate Word	78 41	75	H	IUPUI	70 64								
12	A	Ohio St.	74 68	63	N	Butler	55 60								
317	H	Marshall	67 51	295	N	Pittsburgh	72 50								
262	H	American	81 69												
115	A	Syracuse	54 66												

Non-Div I Games:

Ohio

Average RPI Win:	106	WON-LOST	WINNING	LAST 10	STRENGTH OF	OPP. STRENGTH	TEAM	ADJ.	CONF.	ADJ CONF.
Average RPI Loss:	38	RECORD	PCT. RANK	GAMES	SCHEDULE	OF SCHEDULE	RPI	RPI	RPI	RPI
DIV. I ONLY	6- 3	84	1- 0	2	59	12	12	2	2	
DIV. I NON-CONF.	6- 3	82	1- 0	2	59	12	12	2	2	
TOTALS	RPI 1-25	RPI 26-50	W-L RECORDS	RPI 51-100	RPI 101-150	RPI 150+				
6- 3	1- 2	0- 0	OVERALL	2- 1	1- 0	2- 0				
2- 2	1- 1	0- 0	HOME	0- 1	0- 0	1- 0				
2- 0	0- 0	0- 0	AWAY	1- 0	0- 0	1- 0				
2- 1	0- 1	0- 0	NEUTRAL	1- 0	1- 0	0- 0				
6- 3	1- 2	0- 0	NON-CONFERENCE	2- 1	1- 0	2- 0				
2- 2	1- 1	0- 0	HOME	0- 1	0- 0	1- 0				
2- 0	0- 0	0- 0	AWAY	1- 0	0- 0	1- 0				
2- 1	0- 1	0- 0	NEUTRAL	1- 0	1- 0	0- 0				
0- 0	0- 0	0- 0	CONFERENCE	0- 0	0- 0	0- 0				
0- 0	0- 0	0- 0	HOME	0- 0	0- 0	0- 0				
0- 0	0- 0	0- 0	AWAY	0- 0	0- 0	0- 0				
0- 0	0- 0	0- 0	NEUTRAL	0- 0	0- 0	0- 0				

RPI 1-25				Team's RPI: 12				RPI 26-50				RPI 51-100				RPI 101+			
RPI	S	Opponent	Score	RPI	S	Opponent	Score	RPI	S	Opponent	Score	RPI	S	Opponent	Score	RPI	S	Opponent	Score
3	H	UConn	62 73									58	N	UNI	64 46	108	N	Valparaiso	89 38
5	H	Louisville	67 60									72	A	Kent St.	75 65	152	A	Cincinnati	78 73
14	N	South Dakota	53 68									96	H	Ohio	68 74	243	H	Radford	70 57
LAST 12 Division I GAMES:																			
243	H	Radford	70 57	5	H	Louisville	67 60					58	N	UNI	64 46				
152	A	Cincinnati	78 73	14	N	South Dakota	53 68					3	H	UConn	62 73				
108	N	Valparaiso	89 38	72	A	Kent St.	75 65					96	H	Ohio	68 74				

Non-Div I Games:

Ohio St.

Average RPI Win:	144	WON-LOST	WINNING	LAST 10	STRENGTH OF	OPP. STRENGTH	TEAM	ADJ.	CONF.	ADJ CONF.
Average RPI Loss:	75	RECORD	PCT. RANK	GAMES	SCHEDULE	OF SCHEDULE	RPI	RPI	RPI	RPI
DIV. I ONLY	5- 4	144	1- 1	14	79	53	53	4	4	
DIV. I NON-CONF.	5- 4	144	1- 1	14	78	53	53	4	4	
TOTALS	RPI 1-25	RPI 26-50	W-L RECORDS	RPI 51-100	RPI 101-150	RPI 150+				
5- 4	0- 1	2- 1	OVERALL	0- 0	1- 2	2- 0				
5- 1	0- 1	2- 0	HOME	0- 0	1- 0	2- 0				
0- 3	0- 0	0- 1	AWAY	0- 0	0- 2	0- 0				
0- 0	0- 0	0- 0	NEUTRAL	0- 0	0- 0	0- 0				
5- 4	0- 1	2- 1	NON-CONFERENCE	0- 0	1- 2	2- 0				
5- 1	0- 1	2- 0	HOME	0- 0	1- 0	2- 0				
0- 3	0- 0	0- 1	AWAY	0- 0	0- 2	0- 0				
0- 0	0- 0	0- 0	NEUTRAL	0- 0	0- 0	0- 0				
0- 0	0- 0	0- 0	CONFERENCE	0- 0	0- 0	0- 0				
0- 0	0- 0	0- 0	HOME	0- 0	0- 0	0- 0				
0- 0	0- 0	0- 0	AWAY	0- 0	0- 0	0- 0				
0- 0	0- 0	0- 0	NEUTRAL	0- 0	0- 0	0- 0				

RPI 1-25				RPI 26-50				RPI 51-100				Team's RPI: 53		RPI 101+			
RPI	S	Opponent	Score	RPI	S	Opponent	Score	RPI	S	Opponent	Score			RPI	S	Opponent	Score
2	H	Missouri St.	90 96	28	H	Abilene Christian	78 65							118	A	Houston	69 85
				41	A	Western Ky.	63 74							137	A	Wichita St.	83 88
				45	H	LSU	90 68							142	H	SFA	75 62
														222	H	UAB	82 75
														283	H	Prairie View	94 48
LAST 12 Division I GAMES:																	
				222	H	UAB	82 75					137	A	Wichita St.	83 88		
				2	H	Missouri St.	90 96					28	H	Abilene Christian	78 65		
				45	H	LSU	90 68					118	A	Houston	69 85		
				41	A	Western Ky.	63 74					142	H	SFA	75 62		
												283	H	Prairie View	94 48		

Non-Div I Games:

Oklahoma

Average RPI Win:	170	WON-LOST	WINNING	LAST 10	STRENGTH OF	OPP. STRENGTH	TEAM	ADJ.	CONF.	ADJ CONF.
Average RPI Loss:	17	RECORD	PCT. RANK	GAMES	SCHEDULE	OF SCHEDULE	RPI	RPI	RPI	RPI
DIV. I ONLY	6- 3	84	0- 1	26	87	34	34	4	4	
DIV. I NON-CONF.	6- 3	82	0- 1	25	87	34	34	4	4	
TOTALS	RPI 1-25	RPI 26-50	W-L RECORDS	RPI 51-100	RPI 101-150	RPI 150+				
6- 3	0- 2	0- 1	OVERALL	1- 0	1- 0	4- 0				
4- 0	0- 0	0- 0	HOME	0- 0	1- 0	3- 0				
1- 1	0- 0	0- 1	AWAY	0- 0	0- 0	1- 0				
1- 2	0- 2	0- 0	NEUTRAL	1- 0	0- 0	0- 0				
6- 3	0- 2	0- 1	NON-CONFERENCE	1- 0	1- 0	4- 0				
4- 0	0- 0	0- 0	HOME	0- 0	1- 0	3- 0				
1- 1	0- 0	0- 1	AWAY	0- 0	0- 0	1- 0				
1- 2	0- 2	0- 0	NEUTRAL	1- 0	0- 0	0- 0				
0- 0	0- 0	0- 0	CONFERENCE	0- 0	0- 0	0- 0				
0- 0	0- 0	0- 0	HOME	0- 0	0- 0	0- 0				
0- 0	0- 0	0- 0	AWAY	0- 0	0- 0	0- 0				
0- 0	0- 0	0- 0	NEUTRAL	0- 0	0- 0	0- 0				

RPI 1-25				RPI 26-50				Team's RPI: 34				RPI 51-100				RPI 101+			
RPI	S	Opponent	Score	RPI	S	Opponent	Score	RPI	S	Opponent	Score	RPI	S	Opponent	Score	RPI	S	Opponent	Score
5	N	Louisville	48 69	33	A	Texas A&M	62 74	82	N	UT Arlington	60 47	116	H	Idaho	62 47				
13	N	Oregon	72 89									153	H	Lamar University	74 53				
												177	H	Idaho St.	70 52				
												237	H	Rice	69 38				
												253	A	Tulsa	78 48				
LAST 12 Division I GAMES:																			
82	N	UT Arlington	60 47	33	A	Texas A&M	62 74	153	H	Lamar University	74 53	116	H	Idaho	62 47				
5	N	Louisville	48 69																
13	N	Oregon	72 89																
237	H	Rice	69 38																
177	H	Idaho St.	70 52																
253	A	Tulsa	78 48																

Non-Div I Games:

Oklahoma St.

Average RPI Win:	205	WON-LOST	WINNING	LAST 10	STRENGTH OF	OPP. STRENGTH	TEAM	ADJ.	CONF.	ADJ CONF.
Average RPI Loss:	20	RECORD	PCT. RANK	GAMES	SCHEDULE	OF SCHEDULE	RPI	RPI	RPI	RPI
DIV. I ONLY	7- 1	30	1- 0	228	129	54	54	13	13	
DIV. I NON-CONF.	7- 1	30	1- 0	227	129	54	54	13	13	
TOTALS	RPI 1-25	RPI 26-50	W-L RECORDS	RPI 51-100	RPI 101-150	RPI 150+				
7- 1	0- 1	0- 0	OVERALL	0- 0	3- 0	4- 0				
3- 0	0- 0	0- 0	HOME	0- 0	1- 0	2- 0				
3- 1	0- 1	0- 0	AWAY	0- 0	1- 0	2- 0				
1- 0	0- 0	0- 0	NEUTRAL	0- 0	1- 0	0- 0				
7- 1	0- 1	0- 0	NON-CONFERENCE	0- 0	3- 0	4- 0				
3- 0	0- 0	0- 0	HOME	0- 0	1- 0	2- 0				
3- 1	0- 1	0- 0	AWAY	0- 0	1- 0	2- 0				
1- 0	0- 0	0- 0	NEUTRAL	0- 0	1- 0	0- 0				
0- 0	0- 0	0- 0	CONFERENCE	0- 0	0- 0	0- 0				
0- 0	0- 0	0- 0	HOME	0- 0	0- 0	0- 0				
0- 0	0- 0	0- 0	AWAY	0- 0	0- 0	0- 0				
0- 0	0- 0	0- 0	NEUTRAL	0- 0	0- 0	0- 0				

RPI 1-25				RPI 26-50				RPI 51-100				Team's RPI: 54	RPI 101+			
RPI	S	Opponent	Score	RPI	S	Opponent	Score	RPI	S	Opponent	Score		RPI	S	Opponent	Score
20	A	Virginia	53 56										111	A	Auburn	89 77
													116	N	Idaho	67 55
													136	H	Campbell	59 44
													168	A	William & Mary	69 58
													261	H	UMES	48 39
													298	A	Cal Poly	61 55
													343	H	Winthrop	68 44
LAST 12 Division I GAMES:																
20	A	Virginia	53 56	261	H	UMES	48 39									
343	H	Winthrop	68 44	168	A	William & Mary	69 58									
111	A	Auburn	89 77	116	N	Idaho	67 55									
136	H	Campbell	59 44	298	A	Cal Poly	61 55									

Non-Div I Games:

Old Dominion

Average RPI Win: 277				THROUGH GAMES OF 11/10/19					
Average RPI Loss: 185	WON-LOST RECORD	WINNING PCT. RANK	LAST 10 GAMES	STRENGTH OF SCHEDULE	OPP. STRENGTH OF SCHEDULE	TEAM RPI	ADJ. RPI	CONF. RPI	ADJ CONF. RPI
DIV. I ONLY	5- 4	144	0- 1	296	292	257	257	7	7
DIV. I NON-CONF.	5- 4	144	0- 1	296	293	258	258	7	7
TOTALS	RPI 1-25	RPI 26-50	W-L RECORDS	RPI 51-100	RPI 101-150	RPI 150+			
5- 4	0- 0	0- 0	OVERALL	0- 0	0- 2	5- 2			
4- 1	0- 0	0- 0	HOME	0- 0	0- 1	4- 0			
0- 2	0- 0	0- 0	AWAY	0- 0	0- 1	0- 1			
1- 1	0- 0	0- 0	NEUTRAL	0- 0	0- 0	1- 1			
5- 4	0- 0	0- 0	NON-CONFERENCE	0- 0	0- 2	5- 2			
4- 1	0- 0	0- 0	HOME	0- 0	0- 1	4- 0			
0- 2	0- 0	0- 0	AWAY	0- 0	0- 1	0- 1			
1- 1	0- 0	0- 0	NEUTRAL	0- 0	0- 0	1- 1			
0- 0	0- 0	0- 0	CONFERENCE	0- 0	0- 0	0- 0			
0- 0	0- 0	0- 0	HOME	0- 0	0- 0	0- 0			
0- 0	0- 0	0- 0	AWAY	0- 0	0- 0	0- 0			
0- 0	0- 0	0- 0	NEUTRAL	0- 0	0- 0	0- 0			

RPI 1-25				RPI 26-50				RPI 51-100				RPI 101+				Team's RPI: 257	
RPI	S	Opponent	Score	RPI	S	Opponent	Score	RPI	S	Opponent	Score	RPI	S	Opponent	Score		
												129	A	Texas Tech	48	84	
												134	H	New Orleans	64	69	
												171	H	Sam Houston St.	75	69	
												182	A	Southern Miss.	53	59	
												216	H	Louisiana Tech	76	53	
												295	N	Pittsburgh	50	58	
												318	N	Alcorn	73	55	
												333	H	Mississippi Val.	72	53	
												348	H	La.-Monroe	66	42	
LAST 12 Division I GAMES:																	
129	A	Texas Tech	48	84	318	N	Alcorn	73	55								
295	N	Pittsburgh	50	58	171	H	Sam Houston St.	75	69								
333	H	Mississippi Val.	72	53	216	H	Louisiana Tech	76	53								
					182	A	Southern Miss.	53	59								
					134	H	New Orleans	64	69								
					348	H	La.-Monroe	66	42								

Non-Div I Games:

Ole Miss

■ Loss, ■ Non-Conf, S Site, H Home A Away N Neutral

Average RPI Win:	237	WON-LOST	WINNING	LAST 10	STRENGTH OF	OPP. STRENGTH	TEAM	ADJ.	CONF.	ADJ CONF.
Average RPI Loss:	156	RECORD	PCT. RANK	GAMES	SCHEDULE	OF SCHEDULE	RPI	RPI	RPI	RPI
DIV. I ONLY	3- 7	246	0- 1	205	170	275	275	17	17	
DIV. I NON-CONF.	3- 7	247	0- 1	204	167	276	276	17	17	
TOTALS	RPI 1-25	RPI 26-50	W-L RECORDS	RPI 51-100	RPI 101-150	RPI 150+				
3- 7	0- 1	0- 1	OVERALL	0- 1	1- 0	2- 4				
2- 2	0- 1	0- 0	HOME	0- 1	1- 0	1- 0				
0- 4	0- 0	0- 1	AWAY	0- 0	0- 0	0- 3				
1- 1	0- 0	0- 0	NEUTRAL	0- 0	0- 0	1- 1				
3- 7	0- 1	0- 1	NON-CONFERENCE	0- 1	1- 0	2- 4				
2- 2	0- 1	0- 0	HOME	0- 1	1- 0	1- 0				
0- 4	0- 0	0- 1	AWAY	0- 0	0- 0	0- 3				
1- 1	0- 0	0- 0	NEUTRAL	0- 0	0- 0	1- 1				
0- 0	0- 0	0- 0	CONFERENCE	0- 0	0- 0	0- 0				
0- 0	0- 0	0- 0	HOME	0- 0	0- 0	0- 0				
0- 0	0- 0	0- 0	AWAY	0- 0	0- 0	0- 0				
0- 0	0- 0	0- 0	NEUTRAL	0- 0	0- 0	0- 0				

RPI 1-25				RPI 26-50				RPI 51-100				RPI 101+ Team's RPI: 275			
RPI	S	Opponent	Score	RPI	S	Opponent	Score	RPI	S	Opponent	Score	RPI	S	Opponent	Score
8	H	Creighton	54 67	35	A	Kansas	48 63	58	H	UNI	45 81	125	H	UMKC	57 53
												231	A	Eastern Ill.	52 65
												247	N	VCU	66 74
												252	A	Northern Ky.	40 57
												254	H	Morgan St.	70 64
												260	A	Kansas St.	48 73
												333	N	Mississippi Val.	78 70
LAST 12 Division I GAMES:															
58	H	UNI	45 81	252	A	Northern Ky.	40 57								
231	A	Eastern Ill.	52 65	254	H	Morgan St.	70 64								
125	H	UMKC	57 53	35	A	Kansas	48 63								
333	N	Mississippi Val.	78 70	260	A	Kansas St.	48 73								
247	N	VCU	66 74	8	H	Creighton	54 67								

Non-Div I Games: Peru St. 92 58

Omaha

Oral Roberts

Through Games Of 12/10/19

Average RPI Win:	167	WON-LOST	WINNING	LAST 10	STRENGTH OF	OPP. STRENGTH	TEAM	ADJ.	CONF.	ADJ CONF.
Average RPI Loss:	185	RECORD	PCT. RANK	GAMES	SCHEDULE	OF SCHEDULE	RPI	RPI	RPI	RPI
DIV. I ONLY	3- 6	230	0- 1	105	281	225	225	17	17	
DIV. I NON-CONF.	3- 6	230	0- 1	105	283	225	225	17	17	
TOTALS	RPI 1-25	RPI 26-50	W-L RECORDS	RPI 51-100	RPI 101-150	RPI 150+				
3- 6	0- 0	0- 1	OVERALL	0- 0	1- 1	2- 4				
3- 1	0- 0	0- 0	HOME	0- 0	1- 0	2- 1				
0- 5	0- 0	0- 1	AWAY	0- 0	0- 1	0- 3				
0- 0	0- 0	0- 0	NEUTRAL	0- 0	0- 0	0- 0				
3- 6	0- 0	0- 1	NON-CONFERENCE	0- 0	1- 1	2- 4				
3- 1	0- 0	0- 0	HOME	0- 0	1- 0	2- 1				
0- 5	0- 0	0- 1	AWAY	0- 0	0- 1	0- 3				
0- 0	0- 0	0- 0	NEUTRAL	0- 0	0- 0	0- 0				
0- 0	0- 0	0- 0	CONFERENCE	0- 0	0- 0	0- 0				
0- 0	0- 0	0- 0	HOME	0- 0	0- 0	0- 0				
0- 0	0- 0	0- 0	AWAY	0- 0	0- 0	0- 0				
0- 0	0- 0	0- 0	NEUTRAL	0- 0	0- 0	0- 0				

RPI 1-25			RPI 26-50			RPI 51-100			RPI 101+			Team's RPI: 225
RPI	S	Opponent	Score	RPI	S	Opponent	Score	RPI	S	Opponent	Score	
				31	A	Arkansas	64 96					
								137	H	Wichita St.	79 66	
								140	A	Southern Utah	58 72	
								171	H	Sam Houston St.	64 41	
								192	H	Texas St.	63 57	
								193	A	Utah	58 78	
								235	H	Houston Baptist	73 74	
								253	A	Tulsa	65 67	
								260	A	Kansas St.	69 109	
LAST 12 Division I GAMES:												
				140	A	Southern Utah	58 72					
				171	H	Sam Houston St.	64 41					
				235	H	Houston Baptist	73 74					
				253	A	Tulsa	65 67					
				260	A	Kansas St.	69 109					
				31	A	Arkansas	64 96					
				193	A	Utah	58 78					
				137	H	Wichita St.	79 66					
				192	H	Texas St.	63 57					

Non-Div I Games: Cent. Christian (KS114 60

Oral Roberts

Loss, Non-Conf, S Site, H Home A Away N Neutral

Oregon

Through Games Of 12/10/19

Average RPI Win:	114	WON-LOST	WINNING	LAST 10	STRENGTH OF	OPP. STRENGTH	TEAM	ADJ.	CONF.	ADJ CONF.
Average RPI Loss:	5	RECORD	PCT. RANK	GAMES	SCHEDULE	OF SCHEDULE	RPI	RPI	RPI	RPI
DIV. I ONLY	7- 1	30	1- 0	68	7	13	13	1	1	
DIV. I NON-CONF.	7- 1	30	1- 0	67	7	13	13	1	1	
TOTALS	RPI 1-25	RPI 26-50	W-L RECORDS	RPI 51-100	RPI 101-150	RPI 150+				
7- 1	0- 1	2- 0	OVERALL	2- 0	1- 0	2- 0				
4- 0	0- 0	1- 0	HOME	1- 0	0- 0	2- 0				
1- 0	0- 0	0- 0	AWAY	0- 0	1- 0	0- 0				
2- 1	0- 1	1- 0	NEUTRAL	1- 0	0- 0	0- 0				
7- 1	0- 1	2- 0	NON-CONFERENCE	2- 0	1- 0	2- 0				
4- 0	0- 0	1- 0	HOME	1- 0	0- 0	2- 0				
1- 0	0- 0	0- 0	AWAY	0- 0	1- 0	0- 0				
2- 1	0- 1	1- 0	NEUTRAL	1- 0	0- 0	0- 0				
0- 0	0- 0	0- 0	CONFERENCE	0- 0	0- 0	0- 0				
0- 0	0- 0	0- 0	HOME	0- 0	0- 0	0- 0				
0- 0	0- 0	0- 0	AWAY	0- 0	0- 0	0- 0				
0- 0	0- 0	0- 0	NEUTRAL	0- 0	0- 0	0- 0				

RPI 1-25				Team's RPI: 13		RPI 26-50				RPI 51-100				RPI 101+			
RPI	S	Opponent	Score	RPI	S	Opponent	Score	RPI	S	Opponent	Score	RPI	S	Opponent	Score		
5	N	Louisville	62 72	34	N	Oklahoma St.	89 72	67	H	Texas Southern	99 63	115	A	Syracuse	81 64		
				48	H	South Dakota St.	95 56	82	N	UT Arlington	91 54	187	H	Northeastern	89 47		
												263	H	Utah St.	109 52		
LAST 12 Division I GAMES:																	
115	A	Syracuse	81 64	48	H	South Dakota St.	95 56										
67	H	Texas Southern	99 63	5	N	Louisville	62 72										
263	H	Utah St.	109 52	82	N	UT Arlington	91 54										
187	H	Northeastern	89 47	34	N	Oklahoma St.	89 72										

Non-Div I Games:

Oregon

■ Loss,
 ■ Non-Conf, S Site,
 ■ Home
 ■ Away
 N Neutral

Average RPI Win:	100	WON-LOST	WINNING	LAST 10	STRENGTH OF	OPP. STRENGTH	TEAM	ADJ.	CONF.	ADJ CONF.
Average RPI Loss:	0	RECORD	PCT. RANK	GAMES	SCHEDULE	OF SCHEDULE	RPI	RPI	RPI	RPI
DIV. I ONLY	8- 0	1	1- 0	4	20	1	1	1	1	1
DIV. I NON-CONF.	8- 0	1	1- 0	4	20	1	1	1	1	1
TOTALS	RPI 1-25	RPI 26-50	W-L RECORDS	RPI 51-100	RPI 101-150	RPI 150+				
8- 0	2- 0	1- 0	OVERALL	1- 0	1- 0	3- 0				
6- 0	2- 0	1- 0	HOME	0- 0	1- 0	2- 0				
1- 0	0- 0	0- 0	AWAY	1- 0	0- 0	0- 0				
1- 0	0- 0	0- 0	NEUTRAL	0- 0	0- 0	1- 0				
8- 0	2- 0	1- 0	NON-CONFERENCE	1- 0	1- 0	3- 0				
6- 0	2- 0	1- 0	HOME	0- 0	1- 0	2- 0				
1- 0	0- 0	0- 0	AWAY	1- 0	0- 0	0- 0				
1- 0	0- 0	0- 0	NEUTRAL	0- 0	0- 0	1- 0				
0- 0	0- 0	0- 0	CONFERENCE	0- 0	0- 0	0- 0				
0- 0	0- 0	0- 0	HOME	0- 0	0- 0	0- 0				
0- 0	0- 0	0- 0	AWAY	0- 0	0- 0	0- 0				
0- 0	0- 0	0- 0	NEUTRAL	0- 0	0- 0	0- 0				

RPI 1-25				RPI 26-50				RPI 51-100				RPI 101+			
RPI	S	Opponent	Score	RPI	S	Opponent	Score	RPI	S	Opponent	Score	RPI	S	Opponent	Score
2	H	Missouri St.	80 69	40	H	Pacific	69 57	62	A	Miami (FL)	75 53	140	H	Southern Utah	95 45
6	H	DePaul	98 77									157	H	Hawaii	64 32
												194	H	UC Irvine	86 57
												201	N	Liberty	68 55
LAST 12 Division I GAMES:															
40	H	Pacific	69 57	6	H	DePaul	98 77	157	H	Hawaii	64 32	201	N	Liberty	68 55
2	H	Missouri St.	80 69					62	A	Miami (FL)	75 53	140	H	Southern Utah	95 45
								194	H	UC Irvine	86 57				

Non-Div I Games:

Oregon St.

Average RPI Win:	182	WON-LOST	WINNING	LAST 10	STRENGTH OF	OPP. STRENGTH	TEAM	ADJ.	CONF.	ADJ CONF.
Average RPI Loss:	34	RECORD	PCT. RANK	GAMES	SCHEDULE	OF SCHEDULE	RPI	RPI	RPI	RPI
DIV. I ONLY	6- 2	60	1- 0	153	12	40	40	11	11	
DIV. I NON-CONF.	6- 2	61	1- 0	154	12	40	40	11	11	
TOTALS	RPI 1-25	RPI 26-50	W-L RECORDS	RPI 51-100	RPI 101-150	RPI 150+				
6- 2	0- 1	0- 0	OVERALL	1- 1	1- 0	4- 0				
4- 0	0- 0	0- 0	HOME	0- 0	1- 0	3- 0				
2- 2	0- 1	0- 0	AWAY	1- 1	0- 0	1- 0				
0- 0	0- 0	0- 0	NEUTRAL	0- 0	0- 0	0- 0				
6- 2	0- 1	0- 0	NON-CONFERENCE	1- 1	1- 0	4- 0				
4- 0	0- 0	0- 0	HOME	0- 0	1- 0	3- 0				
2- 2	0- 1	0- 0	AWAY	1- 1	0- 0	1- 0				
0- 0	0- 0	0- 0	NEUTRAL	0- 0	0- 0	0- 0				
0- 0	0- 0	0- 0	CONFERENCE	0- 0	0- 0	0- 0				
0- 0	0- 0	0- 0	HOME	0- 0	0- 0	0- 0				
0- 0	0- 0	0- 0	AWAY	0- 0	0- 0	0- 0				
0- 0	0- 0	0- 0	NEUTRAL	0- 0	0- 0	0- 0				

RPI 1-25				RPI 26-50		Team's RPI: 40		RPI 51-100				RPI 101+			
RPI	S	Opponent	Score	RPI	S	Opponent	Score	RPI	S	Opponent	Score	RPI	S	Opponent	Score
1	A	Oregon St.	57 69					66	A	CSU Bakersfield	70 80	125	H	UMKC	89 60
								74	A	Drexel	58 51	198	H	SMU	77 49
												211	H	Weber St.	76 53
												217	H	Indiana St.	83 66
												266	A	UC Santa Barbara	63 53
LAST 12 Division I GAMES:															
				74	A	Drexel	58 51	211	H	Weber St.	76 53				
				198	H	SMU	77 49	125	H	UMKC	89 60				
				1	A	Oregon St.	57 69								
				66	A	CSU Bakersfield	70 80								
				266	A	UC Santa Barbara	63 53								
				217	H	Indiana St.	83 66								

Non-Div I Games:

Pacific

Average RPI Win:	220	WON-LOST	WINNING	LAST 10	STRENGTH OF	OPP. STRENGTH	TEAM	ADJ.	CONF.	ADJ CONF.
Average RPI Loss:	22	RECORD	PCT. RANK	GAMES	SCHEDULE	OF SCHEDULE	RPI	RPI	RPI	RPI
DIV. I ONLY	7- 1	30	1- 0	323	17	93	93	8	8	
DIV. I NON-CONF.	7- 1	30	1- 0	323	17	94	94	8	8	
TOTALS	RPI 1-25	RPI 26-50	W-L RECORDS	RPI 51-100	RPI 101-150	RPI 150+				
7- 1	0- 1	0- 0	OVERALL	0- 0	1- 0	6- 0				
4- 0	0- 0	0- 0	HOME	0- 0	0- 0	4- 0				
3- 1	0- 1	0- 0	AWAY	0- 0	1- 0	2- 0				
0- 0	0- 0	0- 0	NEUTRAL	0- 0	0- 0	0- 0				
7- 1	0- 1	0- 0	NON-CONFERENCE	0- 0	1- 0	6- 0				
4- 0	0- 0	0- 0	HOME	0- 0	0- 0	4- 0				
3- 1	0- 1	0- 0	AWAY	0- 0	1- 0	2- 0				
0- 0	0- 0	0- 0	NEUTRAL	0- 0	0- 0	0- 0				
0- 0	0- 0	0- 0	CONFERENCE	0- 0	0- 0	0- 0				
0- 0	0- 0	0- 0	HOME	0- 0	0- 0	0- 0				
0- 0	0- 0	0- 0	AWAY	0- 0	0- 0	0- 0				
0- 0	0- 0	0- 0	NEUTRAL	0- 0	0- 0	0- 0				

RPI 1-25				RPI 26-50				RPI 51-100				Team's RPI: 93				RPI 101+			
RPI	S	Opponent	Score	RPI	S	Opponent	Score	RPI	S	Opponent	Score	RPI	S	Opponent	Score	RPI	S	Opponent	Score
22	A	Duke	50 66													139	A	La Salle	65 49
																186	A	Saint Joseph's	55 45
																195	H	Siena	92 44
																197	H	Stetson	81 41
																245	H	Iona	74 42
																281	H	Hartford	74 46
																296	A	NJIT	85 51
LAST 12 Division I GAMES:																			
186	A	Saint Joseph's	55 45	197	H	Stetson	81 41												
245	H	Iona	74 42	139	A	La Salle	65 49												
296	A	NJIT	85 51	281	H	Hartford	74 46												
195	H	Siena	92 44	22	A	Duke	50 66												

Non-Div I Games:

Penn

Average RPI Win:	242	WON-LOST	WINNING	LAST 10	STRENGTH OF	OPP. STRENGTH	TEAM	ADJ.	CONF.	ADJ CONF.
Average RPI Loss:	171	RECORD	PCT. RANK	GAMES	SCHEDULE	OF SCHEDULE	RPI	RPI	RPI	RPI
DIV. I ONLY	5- 4	144	1- 0	307	147	267	267	2	2	
DIV. I NON-CONF.	5- 4	144	1- 0	307	145	268	268	2	2	
TOTALS	RPI 1-25	RPI 26-50	W-L RECORDS	RPI 51-100	RPI 101-150	RPI 150+				
5- 4	0- 0	0- 0	OVERALL	0- 1	1- 1	4- 2				
3- 3	0- 0	0- 0	HOME	0- 1	1- 1	2- 1				
1- 0	0- 0	0- 0	AWAY	0- 0	0- 0	1- 0				
1- 1	0- 0	0- 0	NEUTRAL	0- 0	0- 0	1- 1				
5- 4	0- 0	0- 0	NON-CONFERENCE	0- 1	1- 1	4- 2				
3- 3	0- 0	0- 0	HOME	0- 1	1- 1	2- 1				
1- 0	0- 0	0- 0	AWAY	0- 0	0- 0	1- 0				
1- 1	0- 0	0- 0	NEUTRAL	0- 0	0- 0	1- 1				
0- 0	0- 0	0- 0	CONFERENCE	0- 0	0- 0	0- 0				
0- 0	0- 0	0- 0	HOME	0- 0	0- 0	0- 0				
0- 0	0- 0	0- 0	AWAY	0- 0	0- 0	0- 0				
0- 0	0- 0	0- 0	NEUTRAL	0- 0	0- 0	0- 0				

RPI S	Opponent	Score	RPI S	Opponent	Score	RPI S	Opponent	Score	RPI S	Opponent	Score	Team's RPI: 267
						98 H	Rider	70 78	133 H	Fordham	72 59	
									139 H	La Salle	67 69	
									170 H	George Mason	68 78	
									188 H	Clemson	68 55	
									265 A	Towson	73 67	
									276 N	Long Beach St.	56 64	
									295 H	Pittsburgh	78 73	
									331 N	N.C. Central	92 68	
LAST 12 Division I GAMES:												
331 N	N.C. Central	92 68	276 N	Long Beach St.	56 64	170 H	George Mason	68 78				
295 H	Pittsburgh	78 73	188 H	Clemson	68 55	139 H	La Salle	67 69				
265 A	Towson	73 67	133 H	Fordham	72 59	98 H	Rider	70 78				

Non-Div I Games:

Penn St.

Pepperdine

Through Games Of 12/10/19

Average RPI Win:	281	WON-LOST	WINNING	LAST 10	STRENGTH OF	OPP. STRENGTH	TEAM	ADJ.	CONF.	ADJ CONF.
Average RPI Loss:	161	RECORD	PCT. RANK	GAMES	SCHEDULE	OF SCHEDULE	RPI	RPI	RPI	RPI
DIV. I ONLY	3- 3	162	0- 1	342	49	290	290	11	11	
DIV. I NON-CONF.	3- 3	161	0- 1	342	49	291	291	11	11	
TOTALS	RPI 1-25	RPI 26-50	W-L RECORDS	RPI 51-100	RPI 101-150	RPI 150+				
3- 3	0- 0	0- 0	OVERALL	0- 1	0- 0	3- 2				
1- 2	0- 0	0- 0	HOME	0- 0	0- 0	1- 2				
2- 1	0- 0	0- 0	AWAY	0- 1	0- 0	2- 0				
0- 0	0- 0	0- 0	NEUTRAL	0- 0	0- 0	0- 0				
3- 3	0- 0	0- 0	NON-CONFERENCE	0- 1	0- 0	3- 2				
1- 2	0- 0	0- 0	HOME	0- 0	0- 0	1- 2				
2- 1	0- 0	0- 0	AWAY	0- 1	0- 0	2- 0				
0- 0	0- 0	0- 0	NEUTRAL	0- 0	0- 0	0- 0				
0- 0	0- 0	0- 0	CONFERENCE	0- 0	0- 0	0- 0				
0- 0	0- 0	0- 0	HOME	0- 0	0- 0	0- 0				
0- 0	0- 0	0- 0	AWAY	0- 0	0- 0	0- 0				
0- 0	0- 0	0- 0	NEUTRAL	0- 0	0- 0	0- 0				

RPI 1-25				RPI 26-50				RPI 51-100				RPI 101+ Team's RPI: 290					
RPI	S	Opponent	Score	RPI	S	Opponent	Score	RPI	S	Opponent	Score	RPI	S	Opponent	Score		
								83	A	Washington St.	48	85	157	H	Hawaii	51	52
													221	A	Eastern Wash.	53	52
													244	H	UNLV	44	69
													298	H	Cal Poly	63	53
													325	A	New Mexico St.	72	69
LAST 12 Division I GAMES:																	
				244	H	UNLV	44	69	83	A	Washington St.	48	85				
				221	A	Eastern Wash.	53	52									
				325	A	New Mexico St.	72	69									
				157	H	Hawaii	51	52									
				298	H	Cal Poly	63	53									

Non-Div I Games: Concordia (CA) 76 57 Cal St. L.A. 79 56

Pepperdine

Loss, Non-Conf, S Site, H Home A Away N Neutral

Average RPI Win:	312	WON-LOST	WINNING	LAST 10	STRENGTH OF	OPP. STRENGTH	TEAM	ADJ.	CONF.	ADJ CONF.
Average RPI Loss:	156	RECORD	PCT. RANK	GAMES	SCHEDULE	OF SCHEDULE	RPI	RPI	RPI	RPI
DIV. I ONLY	3- 6	230	0- 1	213	317	295	295	3	3	
DIV. I NON-CONF.	3- 6	230	0- 1	212	318	295	295	3	3	
TOTALS	RPI 1-25	RPI 26-50	W-L RECORDS	RPI 51-100	RPI 101-150	RPI 150+				
3- 6	0- 0	0- 0	OVERALL	0- 1	0- 3	3- 2				
2- 3	0- 0	0- 0	HOME	0- 0	0- 2	2- 1				
0- 2	0- 0	0- 0	AWAY	0- 0	0- 1	0- 1				
1- 1	0- 0	0- 0	NEUTRAL	0- 1	0- 0	1- 0				
3- 6	0- 0	0- 0	NON-CONFERENCE	0- 1	0- 3	3- 2				
2- 3	0- 0	0- 0	HOME	0- 0	0- 2	2- 1				
0- 2	0- 0	0- 0	AWAY	0- 0	0- 1	0- 1				
1- 1	0- 0	0- 0	NEUTRAL	0- 1	0- 0	1- 0				
0- 0	0- 0	0- 0	CONFERENCE	0- 0	0- 0	0- 0				
0- 0	0- 0	0- 0	HOME	0- 0	0- 0	0- 0				
0- 0	0- 0	0- 0	AWAY	0- 0	0- 0	0- 0				
0- 0	0- 0	0- 0	NEUTRAL	0- 0	0- 0	0- 0				

RPI 1-25				RPI 26-50				RPI 51-100				RPI 101+				Team's RPI: 295	
RPI	S	Opponent	Score	RPI	S	Opponent	Score	RPI	S	Opponent	Score	RPI	S	Opponent	Score		
								96	N	Ohio	50	72	110	A	UCF	58	74
												113	H	Duquesne	62	81	
												128	H	Stony Brook	56	59	
												224	H	Georgetown	56	66	
												257	N	Ole Miss	58	50	
												267	A	Penn St.	73	78	
												337	H	Fairleigh Dickinson	69	60	
												342	H	Central Conn. St.	81	73	
LAST 12 Division I GAMES:																	
				337	H	Fairleigh Dickinson	69	60	128	H	Stony Brook	56	59				
				224	H	Georgetown	56	66	267	A	Penn St.	73	78				
				342	H	Central Conn. St.	81	73	257	N	Ole Miss	58	50				
				110	A	UCF	58	74	96	N	Ohio	50	72				
									113	H	Duquesne	62	81				

Non-Div I Games:

Pittsburgh

Average RPI Win:	243	WON-LOST	WINNING	LAST 10	STRENGTH OF	OPP. STRENGTH	TEAM	ADJ.	CONF.	ADJ CONF.
Average RPI Loss:	107	RECORD	PCT. RANK	GAMES	SCHEDULE	OF SCHEDULE	RPI	RPI	RPI	RPI
DIV. I ONLY	5- 3	105	1- 0	251	152	166	166	11	11	
DIV. I NON-CONF.	5- 3	104	1- 0	250	150	163	163	11	11	
TOTALS	RPI 1-25	RPI 26-50	W-L RECORDS	RPI 51-100	RPI 101-150	RPI 150+				
5- 3	0- 0	0- 1	OVERALL	0- 1	0- 0	5- 1				
2- 2	0- 0	0- 1	HOME	0- 1	0- 0	2- 0				
3- 1	0- 0	0- 0	AWAY	0- 0	0- 0	3- 1				
0- 0	0- 0	0- 0	NEUTRAL	0- 0	0- 0	0- 0				
5- 3	0- 0	0- 1	NON-CONFERENCE	0- 1	0- 0	5- 1				
2- 2	0- 0	0- 1	HOME	0- 1	0- 0	2- 0				
3- 1	0- 0	0- 0	AWAY	0- 0	0- 0	3- 1				
0- 0	0- 0	0- 0	NEUTRAL	0- 0	0- 0	0- 0				
0- 0	0- 0	0- 0	CONFERENCE	0- 0	0- 0	0- 0				
0- 0	0- 0	0- 0	HOME	0- 0	0- 0	0- 0				
0- 0	0- 0	0- 0	AWAY	0- 0	0- 0	0- 0				
0- 0	0- 0	0- 0	NEUTRAL	0- 0	0- 0	0- 0				

RPI 1-25				RPI 26-50				RPI 51-100				RPI 101+				Team's RPI: 166	
RPI	S	Opponent	Score	RPI	S	Opponent	Score	RPI	S	Opponent	Score	RPI	S	Opponent	Score		
				28	H	Abilene Christian	69 76	68	H	Loyola Chicago	64 78	162	H	Fresno St.	75 64		
												211	A	Weber St.	78 59		
												226	A	CSUN	64 73		
												263	A	Utah St.	70 64		
												285	H	Grand Canyon	73 41		
												293	A	Air Force	72 56		
LAST 12 Division I GAMES:																	
				285	H	Grand Canyon	73 41	28	H	Abilene Christian	69 76						
				68	H	Loyola Chicago	64 78	293	A	Air Force	72 56						
								226	A	CSUN	64 73						
								162	H	Fresno St.	75 64						
								211	A	Weber St.	78 59						
								263	A	Utah St.	70 64						

Non-Div I Games: Warner Pacific 78 36

Portland

■ Loss,
 ■ Non-Conf, S Site,
 ■ Home
 ■ Away
 N Neutral

Average RPI Win:	269	WON-LOST	WINNING	LAST 10	STRENGTH OF	OPP. STRENGTH	TEAM	ADJ.	CONF.	ADJ CONF.
Average RPI Loss:	128	RECORD	PCT. RANK	GAMES	SCHEDULE	OF SCHEDULE	RPI	RPI	RPI	RPI
DIV. I ONLY	4- 3	129	0- 2	300	103	174	174	18	18	
DIV. I NON-CONF.	4- 3	131	0- 2	300	104	172	172	18	18	
TOTALS	RPI 1-25	RPI 26-50	W-L RECORDS	RPI 51-100	RPI 101-150	RPI 150+				
4- 3	0- 0	0- 0	OVERALL	0- 1	0- 1	4- 1				
2- 0	0- 0	0- 0	HOME	0- 0	0- 0	2- 0				
2- 2	0- 0	0- 0	AWAY	0- 1	0- 1	2- 0				
0- 1	0- 0	0- 0	NEUTRAL	0- 0	0- 0	0- 1				
4- 3	0- 0	0- 0	NON-CONFERENCE	0- 1	0- 1	4- 1				
2- 0	0- 0	0- 0	HOME	0- 0	0- 0	2- 0				
2- 2	0- 0	0- 0	AWAY	0- 1	0- 1	2- 0				
0- 1	0- 0	0- 0	NEUTRAL	0- 0	0- 0	0- 1				
0- 0	0- 0	0- 0	CONFERENCE	0- 0	0- 0	0- 0				
0- 0	0- 0	0- 0	HOME	0- 0	0- 0	0- 0				
0- 0	0- 0	0- 0	AWAY	0- 0	0- 0	0- 0				
0- 0	0- 0	0- 0	NEUTRAL	0- 0	0- 0	0- 0				

RPI S	Opponent	Score	RPI S	Opponent	Score	RPI S	Opponent	Score	RPI S	Opponent	Score	Team's RPI: 174
						65	A Boise St.	57 82	125	A UMKC	69 87	
									194	A UC Irvine	70 61	
									194	N UC Irvine	75 83	
									268	A UC Davis	76 70	
									285	H Grand Canyon	69 46	
									327	H Nevada	80 75	
LAST 12 Division I GAMES:												
			125	A UMKC	69 87	65	A Boise St.	57 82				
			194	N UC Irvine	75 83							
			285	H Grand Canyon	69 46							
			194	A UC Irvine	70 61							
			268	A UC Davis	76 70							
			327	H Nevada	80 75							

Non-Div I Games: Multnomah 104 48

Portland St.

Average RPI Win:	0	WON-LOST	WINNING	LAST 10	STRENGTH OF	OPP. STRENGTH	TEAM	ADJ.	CONF.	ADJ CONF.
Average RPI Loss:	118	RECORD	PCT. RANK	GAMES	SCHEDULE	OF SCHEDULE	RPI	RPI	RPI	RPI
DIV. I ONLY	0- 6	334	0- 2	58	200	283	283	28	28	
DIV. I NON-CONF.	0- 6	334	0- 2	57	200	284	284	28	28	
TOTALS	RPI 1-25	RPI 26-50	W-L RECORDS	RPI 51-100	RPI 101-150	RPI 150+				
0- 6	0- 0	0- 2	OVERALL	0- 1	0- 0	0- 3				
0- 1	0- 0	0- 0	HOME	0- 0	0- 0	0- 1				
0- 3	0- 0	0- 2	AWAY	0- 1	0- 0	0- 0				
0- 2	0- 0	0- 0	NEUTRAL	0- 0	0- 0	0- 2				
0- 6	0- 0	0- 2	NON-CONFERENCE	0- 1	0- 0	0- 3				
0- 1	0- 0	0- 0	HOME	0- 0	0- 0	0- 1				
0- 3	0- 0	0- 2	AWAY	0- 1	0- 0	0- 0				
0- 2	0- 0	0- 0	NEUTRAL	0- 0	0- 0	0- 2				
0- 0	0- 0	0- 0	CONFERENCE	0- 0	0- 0	0- 0				
0- 0	0- 0	0- 0	HOME	0- 0	0- 0	0- 0				
0- 0	0- 0	0- 0	AWAY	0- 0	0- 0	0- 0				
0- 0	0- 0	0- 0	NEUTRAL	0- 0	0- 0	0- 0				

RPI 1-25				RPI 26-50				RPI 51-100				RPI 101+ Team's RPI: 283			
RPI	S	Opponent	Score	RPI	S	Opponent	Score	RPI	S	Opponent	Score	RPI	S	Opponent	Score
				33	A	Texas A&M	38 80	53	A	Oklahoma	48 94	154	N	Miami (OH)	52 65
				42	A	Arizona	48 83					176	H	Florida	44 51
												248	N	A&M-Corpus Christi	52 64
LAST 12 Division I GAMES:															
				53	A	Oklahoma	48 94	154	N	Miami (OH)	52 65				
								248	N	A&M-Corpus Christi	52 64				
								176	H	Florida	44 51				
								33	A	Texas A&M	38 80				
								42	A	Arizona	48 83				

Non-Div I Games: Wiley 75 42 Tex. A&M-Kingsville85 55

Prairie View

Presbyterian

Through Games Of 12/10/19

Average RPI Win:	324	WON-LOST	WINNING	LAST 10	STRENGTH OF	OPP. STRENGTH	TEAM	ADJ.	CONF.	ADJ CONF.
Average RPI Loss:	194	RECORD	PCT. RANK	GAMES	SCHEDULE	OF SCHEDULE	RPI	RPI	RPI	RPI
DIV. I ONLY	2- 5	254	0- 1	191	347	270	270	30	30	
DIV. I NON-CONF.	2- 5	254	0- 1	189	347	271	271	30	30	
TOTALS	RPI 1-25	RPI 26-50	W-L RECORDS	RPI 51-100	RPI 101-150	RPI 150+				
2- 5	0- 0	0- 0	OVERALL	0- 1	0- 1	2- 3				
1- 1	0- 0	0- 0	HOME	0- 0	0- 0	1- 1				
1- 4	0- 0	0- 0	AWAY	0- 1	0- 1	1- 2				
0- 0	0- 0	0- 0	NEUTRAL	0- 0	0- 0	0- 0				
2- 5	0- 0	0- 0	NON-CONFERENCE	0- 1	0- 1	2- 3				
1- 1	0- 0	0- 0	HOME	0- 0	0- 0	1- 1				
1- 4	0- 0	0- 0	AWAY	0- 1	0- 1	1- 2				
0- 0	0- 0	0- 0	NEUTRAL	0- 0	0- 0	0- 0				
0- 0	0- 0	0- 0	CONFERENCE	0- 0	0- 0	0- 0				
0- 0	0- 0	0- 0	HOME	0- 0	0- 0	0- 0				
0- 0	0- 0	0- 0	AWAY	0- 0	0- 0	0- 0				
0- 0	0- 0	0- 0	NEUTRAL	0- 0	0- 0	0- 0				

RPI 1-25				RPI 26-50				RPI 51-100				RPI 101+				Team's RPI: 270	
RPI	S	Opponent	Score	RPI	S	Opponent	Score	RPI	S	Opponent	Score	RPI	S	Opponent	Score		
								60	A	West Virginia	40	56	135	A	Illinois	52	71
													176	A	Florida	46	60
													274	H	UNCW	60	70
													302	H	Col. of Charleston	58	54
													323	A	Wofford	60	67
													346	A	South Carolina St.	70	49
LAST 12 Division I GAMES:																	
				274	H	UNCW	60	70	60	A	West Virginia	40	56				
				135	A	Illinois	52	71	346	A	South Carolina St.	70	49				
				323	A	Wofford	60	67									
				302	H	Col. of Charleston	58	54									
				176	A	Florida	46	60									

Non-Div I Games: William Peace 72 35

Presbyterian

Loss, Non-Conf, S Site, H Home A Away N Neutral

Average RPI Win:	133	WON-LOST	WINNING	LAST 10	STRENGTH OF	OPP. STRENGTH	TEAM	ADJ.	CONF.	ADJ CONF.
Average RPI Loss:	24	RECORD	PCT. RANK	GAMES	SCHEDULE	OF SCHEDULE	RPI	RPI	RPI	RPI
DIV. I ONLY	8- 1	19	1- 0	65	33	10	10	8	8	
DIV. I NON-CONF.	8- 1	19	1- 0	64	33	10	10	8	8	
TOTALS	RPI 1-25	RPI 26-50	W-L RECORDS	RPI 51-100	RPI 101-150	RPI 150+				
8- 1	1- 1	0- 0	OVERALL	4- 0	0- 0	3- 0				
5- 0	1- 0	0- 0	HOME	1- 0	0- 0	3- 0				
3- 1	0- 1	0- 0	AWAY	3- 0	0- 0	0- 0				
0- 0	0- 0	0- 0	NEUTRAL	0- 0	0- 0	0- 0				
8- 1	1- 1	0- 0	NON-CONFERENCE	4- 0	0- 0	3- 0				
5- 0	1- 0	0- 0	HOME	1- 0	0- 0	3- 0				
3- 1	0- 1	0- 0	AWAY	3- 0	0- 0	0- 0				
0- 0	0- 0	0- 0	NEUTRAL	0- 0	0- 0	0- 0				
0- 0	0- 0	0- 0	CONFERENCE	0- 0	0- 0	0- 0				
0- 0	0- 0	0- 0	HOME	0- 0	0- 0	0- 0				
0- 0	0- 0	0- 0	AWAY	0- 0	0- 0	0- 0				
0- 0	0- 0	0- 0	NEUTRAL	0- 0	0- 0	0- 0				

RPI 1-25				Team's RPI:	10	RPI 26-50				RPI 51-100				RPI 101+			
RPI	S	Opponent	Score			RPI	S	Opponent	Score	RPI	S	Opponent	Score	RPI	S	Opponent	Score
16	H	FGCU	67 53							79	A	Seton Hall	78 76	163	H	Monmouth	52 40
24	A	Iowa	75 77							87	A	George Washington	75 50	246	H	St. Francis Brooklyn	76 44
										94	A	Marist	62 50	281	H	Hartford	73 42
										98	H	Rider	80 47				
LAST 12 Division I GAMES:																	
24	A	Iowa	75 77			281	H	Hartford	73 42								
16	H	FGCU	67 53			94	A	Marist	62 50								
79	A	Seton Hall	78 76			246	H	St. Francis Brooklyn	76 44								
87	A	George Washington	75 50			163	H	Monmouth	52 40								
98	H	Rider	80 47														

Non-Div I Games:

Princeton

Average RPI Win:	202	WON-LOST	WINNING	LAST 10	STRENGTH OF	OPP. STRENGTH	TEAM	ADJ.	CONF.	ADJ CONF.
Average RPI Loss:	59	RECORD	PCT. RANK	GAMES	SCHEDULE	OF SCHEDULE	RPI	RPI	RPI	RPI
DIV. I ONLY	7- 1	30	1- 0	262	83	64	64	6	6	
DIV. I NON-CONF.	7- 1	30	1- 0	261	82	65	65	6	6	
TOTALS	RPI 1-25	RPI 26-50	W-L RECORDS	RPI 51-100	RPI 101-150	RPI 150+				
7- 1	0- 0	0- 0	OVERALL	1- 1	1- 0	5- 0				
2- 0	0- 0	0- 0	HOME	1- 0	0- 0	1- 0				
4- 1	0- 0	0- 0	AWAY	0- 1	0- 0	4- 0				
1- 0	0- 0	0- 0	NEUTRAL	0- 0	1- 0	0- 0				
7- 1	0- 0	0- 0	NON-CONFERENCE	1- 1	1- 0	5- 0				
2- 0	0- 0	0- 0	HOME	1- 0	0- 0	1- 0				
4- 1	0- 0	0- 0	AWAY	0- 1	0- 0	4- 0				
1- 0	0- 0	0- 0	NEUTRAL	0- 0	1- 0	0- 0				
0- 0	0- 0	0- 0	CONFERENCE	0- 0	0- 0	0- 0				
0- 0	0- 0	0- 0	HOME	0- 0	0- 0	0- 0				
0- 0	0- 0	0- 0	AWAY	0- 0	0- 0	0- 0				
0- 0	0- 0	0- 0	NEUTRAL	0- 0	0- 0	0- 0				

RPI 1-25				RPI 26-50				RPI 51-100				Team's RPI: 64	RPI 101+			
RPI	S	Opponent	Score	RPI	S	Opponent	Score	RPI	S	Opponent	Score		RPI	S	Opponent	Score
								59	A	Yale	79	82	147	N	Rhode Island	58 51
								90	H	Boston College	76	60	163	A	Monmouth	68 52
													184	A	Massachusetts	72 63
													232	H	UMass Lowell	63 38
													281	A	Hartford	75 57
													314	A	Bryant	76 32
LAST 12 Division I GAMES:																
				147	N	Rhode Island	58 51	314	A	Bryant	76 32					
				59	A	Yale	79 82	232	H	UMass Lowell	63 38					
								163	A	Monmouth	68 52					
								90	H	Boston College	76 60					
								281	A	Hartford	75 57					
								184	A	Massachusetts	72 63					

Non-Div I Games:

Providence

Average RPI Win:	143	WON-LOST	WINNING	LAST 10	STRENGTH OF	OPP. STRENGTH	TEAM	ADJ.	CONF.	ADJ CONF.
Average RPI Loss:	28	RECORD	PCT. RANK	GAMES	SCHEDULE	OF SCHEDULE	RPI	RPI	RPI	RPI
DIV. I ONLY	7- 2	51	1- 0	64	61	25	25	2	2	
DIV. I NON-CONF.	7- 2	52	1- 0	63	61	24	24	2	2	
TOTALS	RPI 1-25	RPI 26-50	W-L RECORDS	RPI 51-100	RPI 101-150	RPI 150+				
7- 2	1- 1	0- 1	OVERALL	2- 0	0- 0	4- 0				
4- 0	0- 0	0- 0	HOME	1- 0	0- 0	3- 0				
1- 1	0- 0	0- 1	AWAY	0- 0	0- 0	1- 0				
2- 1	1- 1	0- 0	NEUTRAL	1- 0	0- 0	0- 0				
7- 2	1- 1	0- 1	NON-CONFERENCE	2- 0	0- 0	4- 0				
4- 0	0- 0	0- 0	HOME	1- 0	0- 0	3- 0				
1- 1	0- 0	0- 1	AWAY	0- 0	0- 0	1- 0				
2- 1	1- 1	0- 0	NEUTRAL	1- 0	0- 0	0- 0				
0- 0	0- 0	0- 0	CONFERENCE	0- 0	0- 0	0- 0				
0- 0	0- 0	0- 0	HOME	0- 0	0- 0	0- 0				
0- 0	0- 0	0- 0	AWAY	0- 0	0- 0	0- 0				
0- 0	0- 0	0- 0	NEUTRAL	0- 0	0- 0	0- 0				

RPI 1-25				RPI 26-50				RPI 51-100				RPI 101+			
RPI	S	Opponent	Score	RPI	S	Opponent	Score	RPI	S	Opponent	Score	RPI	S	Opponent	Score
7	N	Gonzaga	50 63	49	A	Virginia Tech	54 67	72	H	Kent St.	77 64	160	H	Northern Ill.	68 63
18	N	Drake	67 47					77	N	Arizona St.	59 52	172	H	Milwaukee	68 55
												206	H	Western Ill.	66 59
												294	A	Chattanooga	66 34
LAST 12 Division I GAMES:															
77	N	Arizona St.	59 52	160	H	Northern Ill.	68 63								
7	N	Gonzaga	50 63	206	H	Western Ill.	66 59								
72	H	Kent St.	77 64	294	A	Chattanooga	66 34								
49	A	Virginia Tech	54 67	172	H	Milwaukee	68 55								
18	N	Drake	67 47												

Non-Div I Games:

Purdue

Average RPI Win:	326	WON-LOST	WINNING	LAST 10	STRENGTH OF	OPP. STRENGTH	TEAM	ADJ.	CONF.	ADJ CONF.
Average RPI Loss:	162	RECORD	PCT. RANK	GAMES	SCHEDULE	OF SCHEDULE	RPI	RPI	RPI	RPI
DIV. I ONLY	1- 8	323	0- 1	297	149	335	335	17	17	
DIV. I NON-CONF.	1- 8	323	0- 1	297	147	335	335	17	17	
TOTALS	RPI 1-25	RPI 26-50	W-L RECORDS	RPI 51-100	RPI 101-150	RPI 150+				
1- 8	0- 0	0- 0	OVERALL	0- 1	0- 2	1- 5				
1- 2	0- 0	0- 0	HOME	0- 0	0- 1	1- 1				
0- 3	0- 0	0- 0	AWAY	0- 0	0- 0	0- 3				
0- 3	0- 0	0- 0	NEUTRAL	0- 1	0- 1	0- 1				
1- 8	0- 0	0- 0	NON-CONFERENCE	0- 1	0- 2	1- 5				
1- 2	0- 0	0- 0	HOME	0- 0	0- 1	1- 1				
0- 3	0- 0	0- 0	AWAY	0- 0	0- 0	0- 3				
0- 3	0- 0	0- 0	NEUTRAL	0- 1	0- 1	0- 1				
0- 0	0- 0	0- 0	CONFERENCE	0- 0	0- 0	0- 0				
0- 0	0- 0	0- 0	HOME	0- 0	0- 0	0- 0				
0- 0	0- 0	0- 0	AWAY	0- 0	0- 0	0- 0				
0- 0	0- 0	0- 0	NEUTRAL	0- 0	0- 0	0- 0				

RPI 1-25				RPI 26-50				RPI 51-100				RPI 101+				Team's RPI: 335	
RPI	S	Opponent	Score	RPI	S	Opponent	Score	RPI	S	Opponent	Score	RPI	S	Opponent	Score		
								72	N	Kent St.	67	75	129	N	Texas Tech	48	82
													130	H	Ball St.	52	83
													163	N	Monmouth	46	60
													165	A	Akron	53	64
													167	H	Southeast Mo. St.	48	58
													200	A	Eastern Mich.	40	64
													271	A	SIUE	53	57
													326	H	UIC	61	50
LAST 12 Division I GAMES:																	
				271	A	SIUE	53	57		163	N	Monmouth	46	60			
				129	N	Texas Tech	48	82		200	A	Eastern Mich.	40	64			
				167	H	Southeast Mo. St.	48	58		326	H	UIC	61	50			
				72	N	Kent St.	67	75									
				165	A	Akron	53	64									
				130	H	Ball St.	52	83									

Non-Div I Games: Heidelberg 82 55 Purdue Northwest 73 50

Purdue Fort Wayne

Quinnipiac

Through Games Of 12/10/19

Average RPI Win:	131	WON-LOST	WINNING	LAST 10	STRENGTH OF	OPP. STRENGTH	TEAM	ADJ.	CONF.	ADJ CONF.
Average RPI Loss:	77	RECORD	PCT. RANK	GAMES	SCHEDULE	OF SCHEDULE	RPI	RPI	RPI	RPI
DIV. I ONLY	1- 5	302	0- 1	23	137	205	205	21	21	
DIV. I NON-CONF.	1- 5	301	0- 1	23	137	204	204	20	20	
TOTALS	RPI 1-25	RPI 26-50	W-L RECORDS	RPI 51-100	RPI 101-150	RPI 150+				
1- 5	0- 0	0- 1	OVERALL	0- 3	1- 1	0- 0				
1- 3	0- 0	0- 0	HOME	0- 2	1- 1	0- 0				
0- 2	0- 0	0- 1	AWAY	0- 1	0- 0	0- 0				
0- 0	0- 0	0- 0	NEUTRAL	0- 0	0- 0	0- 0				
1- 5	0- 0	0- 1	NON-CONFERENCE	0- 3	1- 1	0- 0				
1- 3	0- 0	0- 0	HOME	0- 2	1- 1	0- 0				
0- 2	0- 0	0- 1	AWAY	0- 1	0- 0	0- 0				
0- 0	0- 0	0- 0	NEUTRAL	0- 0	0- 0	0- 0				
0- 0	0- 0	0- 0	CONFERENCE	0- 0	0- 0	0- 0				
0- 0	0- 0	0- 0	HOME	0- 0	0- 0	0- 0				
0- 0	0- 0	0- 0	AWAY	0- 0	0- 0	0- 0				
0- 0	0- 0	0- 0	NEUTRAL	0- 0	0- 0	0- 0				

RPI 1-25				RPI 26-50				RPI 51-100				RPI 101+				Team's RPI: 205	
RPI	S	Opponent	Score	RPI	S	Opponent	Score	RPI	S	Opponent	Score	RPI	S	Opponent	Score		
				44	A	Maryland	52 107	59	A	Yale	59 63	122	H	Harvard	68 77		
								74	H	Drexel	62 66	131	H	Bucknell	76 69		
								87	H	George Washington	67 78						
LAST 12 Division I GAMES:																	
				74	H	Drexel	62 66	87	H	George Washington	67 78						
								122	H	Harvard	68 77						
								44	A	Maryland	52 107						
								131	H	Bucknell	76 69						
								59	A	Yale	59 63						

Non-Div I Games:

Quinnipiac

Average RPI Win:	313	WON-LOST	WINNING	LAST 10	STRENGTH OF	OPP. STRENGTH	TEAM	ADJ.	CONF.	ADJ CONF.
Average RPI Loss:	138	RECORD	PCT. RANK	GAMES	SCHEDULE	OF SCHEDULE	RPI	RPI	RPI	RPI
DIV. I ONLY	2- 5	254	0- 1	261	177	243	243	30	30	
DIV. I NON-CONF.	2- 5	254	0- 1	260	174	244	244	30	30	
TOTALS	RPI 1-25	RPI 26-50	W-L RECORDS	RPI 51-100	RPI 101-150	RPI 150+				
2- 5	0- 1	0- 0	OVERALL	0- 1	0- 1	2- 2				
0- 1	0- 0	0- 0	HOME	0- 0	0- 0	0- 1				
2- 4	0- 1	0- 0	AWAY	0- 1	0- 1	2- 1				
0- 0	0- 0	0- 0	NEUTRAL	0- 0	0- 0	0- 0				
2- 5	0- 1	0- 0	NON-CONFERENCE	0- 1	0- 1	2- 2				
0- 1	0- 0	0- 0	HOME	0- 0	0- 0	0- 1				
2- 4	0- 1	0- 0	AWAY	0- 1	0- 1	2- 1				
0- 0	0- 0	0- 0	NEUTRAL	0- 0	0- 0	0- 0				
0- 0	0- 0	0- 0	CONFERENCE	0- 0	0- 0	0- 0				
0- 0	0- 0	0- 0	HOME	0- 0	0- 0	0- 0				
0- 0	0- 0	0- 0	AWAY	0- 0	0- 0	0- 0				
0- 0	0- 0	0- 0	NEUTRAL	0- 0	0- 0	0- 0				

RPI 1-25			RPI 26-50			RPI 51-100			RPI 101+			Team's RPI: 243
RPI	S	Opponent	Score	RPI	S	Opponent	Score	RPI	S	Opponent	Score	
12	A	Ohio St.	57 70					60	A	West Virginia	37 74	
								101	A	Vanderbilt	46 80	
								210	H	Mt. St. Mary's	58 75	
								280	A	ETSU	67 43	
								306	A	Morehead St.	62 73	
								346	A	South Carolina St.	60 45	
LAST 12 Division I GAMES:												
12	A	Ohio St.	57 70	346	A	South Carolina St.	60 45					
306	A	Morehead St.	62 73	101	A	Vanderbilt	46 80					
210	H	Mt. St. Mary's	58 75									
280	A	ETSU	67 43									
60	A	West Virginia	37 74									

Non-Div I Games:

Radford

Rhode Island

Through Games Of 12/10/19

Average RPI Win:	256	WON-LOST	WINNING	LAST 10	STRENGTH OF	OPP. STRENGTH	TEAM	ADJ.	CONF.	ADJ CONF.
Average RPI Loss:	91	RECORD	PCT. RANK	GAMES	SCHEDULE	OF SCHEDULE	RPI	RPI	RPI	RPI
DIV. I ONLY	6- 3	84	0- 1	243	223	147	147	10	10	
DIV. I NON-CONF.	6- 3	82	0- 1	242	222	146	146	10	10	
TOTALS	RPI 1-25	RPI 26-50	W-L RECORDS	RPI 51-100	RPI 101-150	RPI 150+				
6- 3	0- 0	0- 0	OVERALL	0- 2	1- 1	5- 0				
4- 0	0- 0	0- 0	HOME	0- 0	1- 0	3- 0				
1- 2	0- 0	0- 0	AWAY	0- 1	0- 1	1- 0				
1- 1	0- 0	0- 0	NEUTRAL	0- 1	0- 0	1- 0				
6- 3	0- 0	0- 0	NON-CONFERENCE	0- 2	1- 1	5- 0				
4- 0	0- 0	0- 0	HOME	0- 0	1- 0	3- 0				
1- 2	0- 0	0- 0	AWAY	0- 1	0- 1	1- 0				
1- 1	0- 0	0- 0	NEUTRAL	0- 1	0- 0	1- 0				
0- 0	0- 0	0- 0	CONFERENCE	0- 0	0- 0	0- 0				
0- 0	0- 0	0- 0	HOME	0- 0	0- 0	0- 0				
0- 0	0- 0	0- 0	AWAY	0- 0	0- 0	0- 0				
0- 0	0- 0	0- 0	NEUTRAL	0- 0	0- 0	0- 0				

RPI 1-25			RPI 26-50			RPI 51-100			RPI 101+			Team's RPI: 147
RPI	S	Opponent	Score	RPI	S	Opponent	Score	RPI	S	Opponent	Score	
						64 N Providence	51 58	119 H Holy Cross		73 58		
						90 A Boston College	55 66	120 A North Dakota		61 67		
								223 H Fairfield		74 41		
								250 H Vermont		77 74		
								281 A Hartford		68 56		
								329 N Brown		89 44		
								334 H LIU Brooklyn		79 56		
LAST 12 Division I GAMES:												
250	H	Vermont	77 74	64	N	Providence	51 58					
90	A	Boston College	55 66	329	N	Brown	89 44					
120	A	North Dakota	61 67	119	H	Holy Cross	73 58					
281	A	Hartford	68 56	223	H	Fairfield	74 41					
334	H	LIU Brooklyn	79 56									

Non-Div I Games:

Rhode Island

■ Loss,
 ■ Non-Conf,
 S Site,
 ■ Home
 ■ Away
 N Neutral

Average RPI Win:	279	WON-LOST	WINNING	LAST 10	STRENGTH OF	OPP. STRENGTH	TEAM	ADJ.	CONF.	ADJ CONF.
Average RPI Loss:	83	RECORD	PCT. RANK	GAMES	SCHEDULE	OF SCHEDULE	RPI	RPI	RPI	RPI
DIV. I ONLY	4- 4	162	0- 1	310	40	237	237	13	13	
DIV. I NON-CONF.	4- 4	161	0- 1	310	40	237	237	13	13	
TOTALS	RPI 1-25	RPI 26-50	W-L RECORDS	RPI 51-100	RPI 101-150	RPI 150+				
4- 4	0- 0	0- 2	OVERALL	0- 1	0- 0	4- 1				
3- 1	0- 0	0- 1	HOME	0- 0	0- 0	3- 0				
1- 3	0- 0	0- 1	AWAY	0- 1	0- 0	1- 1				
0- 0	0- 0	0- 0	NEUTRAL	0- 0	0- 0	0- 0				
4- 4	0- 0	0- 2	NON-CONFERENCE	0- 1	0- 0	4- 1				
3- 1	0- 0	0- 1	HOME	0- 0	0- 0	3- 0				
1- 3	0- 0	0- 1	AWAY	0- 1	0- 0	1- 1				
0- 0	0- 0	0- 0	NEUTRAL	0- 0	0- 0	0- 0				
0- 0	0- 0	0- 0	CONFERENCE	0- 0	0- 0	0- 0				
0- 0	0- 0	0- 0	HOME	0- 0	0- 0	0- 0				
0- 0	0- 0	0- 0	AWAY	0- 0	0- 0	0- 0				
0- 0	0- 0	0- 0	NEUTRAL	0- 0	0- 0	0- 0				

RPI 1-25				RPI 26-50				RPI 51-100				RPI 101+				Team's RPI: 237	
RPI	S	Opponent	Score	RPI	S	Opponent	Score	RPI	S	Opponent	Score	RPI	S	Opponent	Score		
				33	H	Texas A&M	61 62	67	A	Texas Southern	56 63	198	A	SMU	43 55		
				34	A	Oklahoma St.	38 69					251	H	Little Rock	66 40		
												264	H	Nicholls St.	71 47		
												282	H	Northern Ariz.	71 57		
												320	A	McNeese	81 50		
LAST 12 Division I GAMES:																	
				67	A	Texas Southern	56 63	282	H	Northern Ariz.	71 57						
				264	H	Nicholls St.	71 47	320	A	McNeese	81 50						
								34	A	Oklahoma St.	38 69						
								33	H	Texas A&M	61 62						
								198	A	SMU	43 55						
								251	H	Little Rock	66 40						

Non-Div I Games:

Rice

■ Loss,
 ■ Non-Conf, S Site,
 ■ Home
 ■ Away
 N Neutral

Average RPI Win:	166	WON-LOST	WINNING	LAST 10	STRENGTH OF	OPP. STRENGTH	TEAM	ADJ.	CONF.	ADJ CONF.
Average RPI Loss:	67	RECORD	PCT. RANK	GAMES	SCHEDULE	OF SCHEDULE	RPI	RPI	RPI	RPI
DIV. I ONLY	6- 4	119	0- 1	37	184	47	47	10	10	
DIV. I NON-CONF.	6- 4	120	0- 1	36	182	47	47	10	10	
TOTALS	RPI 1-25	RPI 26-50	W-L RECORDS	RPI 51-100	RPI 101-150	RPI 150+				
6- 4	0- 0	0- 1	OVERALL	1- 3	2- 0	3- 0				
2- 1	0- 0	0- 0	HOME	1- 1	0- 0	1- 0				
4- 2	0- 0	0- 1	AWAY	0- 1	2- 0	2- 0				
0- 1	0- 0	0- 0	NEUTRAL	0- 1	0- 0	0- 0				
6- 4	0- 0	0- 1	NON-CONFERENCE	1- 3	2- 0	3- 0				
2- 1	0- 0	0- 0	HOME	1- 1	0- 0	1- 0				
4- 2	0- 0	0- 1	AWAY	0- 1	2- 0	2- 0				
0- 1	0- 0	0- 0	NEUTRAL	0- 1	0- 0	0- 0				
0- 0	0- 0	0- 0	CONFERENCE	0- 0	0- 0	0- 0				
0- 0	0- 0	0- 0	HOME	0- 0	0- 0	0- 0				
0- 0	0- 0	0- 0	AWAY	0- 0	0- 0	0- 0				
0- 0	0- 0	0- 0	NEUTRAL	0- 0	0- 0	0- 0				

RPI 1-25				RPI 26-50				Team's RPI: 47				RPI 51-100				RPI 101+			
RPI	S	Opponent	Score	RPI	S	Opponent	Score	RPI	S	Opponent	Score	RPI	S	Opponent	Score	RPI	S	Opponent	Score
				39	A	Charlotte	59 78					57	N	Bradley	57 61	114	A	UNC Greensboro	70 62
												74	A	Drexel	52 58	141	A	Coastal Caro.	79 67
												85	H	Fla. Atlantic	57 55	168	H	William & Mary	76 73
												97	H	Furman	69 70	224	A	Georgetown	51 49
																261	A	UMES	64 52
LAST 12 Division I GAMES:																			
				97	H	Furman	69 70	168	H	William & Mary	76 73								
				261	A	UMES	64 52	85	H	Fla. Atlantic	57 55								
				57	N	Bradley	57 61	224	A	Georgetown	51 49								
				141	A	Coastal Caro.	79 67	39	A	Charlotte	59 78								
				74	A	Drexel	52 58	114	A	UNC Greensboro	70 62								

Non-Div I Games:

Richmond

■ Loss,
 ■ Non-Conf, S Site,
 ■ Home
 ■ Away
 N Neutral

Average RPI Win:	240	WON-LOST	WINNING	LAST 10	STRENGTH OF	OPP. STRENGTH	TEAM	ADJ.	CONF.	ADJ CONF.
Average RPI Loss:	57	RECORD	PCT. RANK	GAMES	SCHEDULE	OF SCHEDULE	RPI	RPI	RPI	RPI
DIV. I ONLY	4- 2	84	1- 0	188	138	98	98	21	21	
DIV. I NON-CONF.	4- 2	82	1- 0	186	138	99	99	20	20	
TOTALS	RPI 1-25	RPI 26-50	W-L RECORDS	RPI 51-100	RPI 101-150	RPI 150+				
4- 2	0- 1	0- 0	OVERALL	0- 0	1- 1	3- 0				
2- 0	0- 0	0- 0	HOME	0- 0	1- 0	1- 0				
1- 1	0- 1	0- 0	AWAY	0- 0	0- 0	1- 0				
1- 1	0- 0	0- 0	NEUTRAL	0- 0	0- 1	1- 0				
4- 2	0- 1	0- 0	NON-CONFERENCE	0- 0	1- 1	3- 0				
2- 0	0- 0	0- 0	HOME	0- 0	1- 0	1- 0				
1- 1	0- 1	0- 0	AWAY	0- 0	0- 0	1- 0				
1- 1	0- 0	0- 0	NEUTRAL	0- 0	0- 1	1- 0				
0- 0	0- 0	0- 0	CONFERENCE	0- 0	0- 0	0- 0				
0- 0	0- 0	0- 0	HOME	0- 0	0- 0	0- 0				
0- 0	0- 0	0- 0	AWAY	0- 0	0- 0	0- 0				
0- 0	0- 0	0- 0	NEUTRAL	0- 0	0- 0	0- 0				

RPI 1-25				RPI 26-50				RPI 51-100				Team's RPI: 98				RPI 101+					
RPI	S	Opponent	Score	RPI	S	Opponent	Score	RPI	S	Opponent	Score	RPI	S	Opponent	Score	RPI	S	Opponent	Score		
10	A	Princeton	47 80													104	N	North Florida	70 80		
																139	H	La Salle	70 43		
																255	H	Xavier	64 57		
																267	A	Penn St.	78 70		
																297	N	Lipscomb	81 76		
LAST 12 Division I GAMES:																					
				104	N	North Florida	70 80					139	H	La Salle	70 43						
				297	N	Lipscomb	81 76														
				255	H	Xavier	64 57														
				267	A	Penn St.	78 70														
				10	A	Princeton	47 80														

Non-Div I Games:

Rider

Average RPI Win:	185	WON-LOST	WINNING	LAST 10	STRENGTH OF	OPP. STRENGTH	TEAM	ADJ.	CONF.	ADJ CONF.
Average RPI Loss:	117	RECORD	PCT. RANK	GAMES	SCHEDULE	OF SCHEDULE	RPI	RPI	RPI	RPI
DIV. I ONLY	3- 4	199	0- 1	85	195	159	159	29	29	
DIV. I NON-CONF.	3- 4	198	0- 1	85	194	158	158	29	29	
TOTALS	RPI 1-25	RPI 26-50	W-L RECORDS	RPI 51-100	RPI 101-150	RPI 150+				
3- 4	0- 0	0- 1	OVERALL	0- 1	1- 1	2- 1				
2- 2	0- 0	0- 0	HOME	0- 0	0- 1	2- 1				
1- 2	0- 0	0- 1	AWAY	0- 1	1- 0	0- 0				
0- 0	0- 0	0- 0	NEUTRAL	0- 0	0- 0	0- 0				
3- 4	0- 0	0- 1	NON-CONFERENCE	0- 1	1- 1	2- 1				
2- 2	0- 0	0- 0	HOME	0- 0	0- 1	2- 1				
1- 2	0- 0	0- 1	AWAY	0- 1	1- 0	0- 0				
0- 0	0- 0	0- 0	NEUTRAL	0- 0	0- 0	0- 0				
0- 0	0- 0	0- 0	CONFERENCE	0- 0	0- 0	0- 0				
0- 0	0- 0	0- 0	HOME	0- 0	0- 0	0- 0				
0- 0	0- 0	0- 0	AWAY	0- 0	0- 0	0- 0				
0- 0	0- 0	0- 0	NEUTRAL	0- 0	0- 0	0- 0				

RPI	S	Opponent	Score	RPI	S	Opponent	Score	RPI	S	Opponent	Score	RPI	S	Opponent	Score	Team's RPI: 159
32	A	TCU	61 66	72	A	Kent St.	81 82	139	A	La Salle	71 68	149	H	Columbia	59 61	
								161	H	Youngstown St.	58 43	215	H	Delaware	62 73	
								255	H	Xavier	71 57					
LAST 12 Division I GAMES:																
215	H	Delaware	62 73	255	H	Xavier	71 57	72	A	Kent St.	81 82	149	H	Columbia	59 61	
								161	H	Youngstown St.	58 43	139	A	La Salle	71 68	
								32	A	TCU	61 66					

Non-Div I Games: Pitt.-Johnstown 63 30

Robert Morris

Average RPI Win:	169	WON-LOST	WINNING	LAST 10	STRENGTH OF	OPP. STRENGTH	TEAM	ADJ.	CONF.	ADJ CONF.
Average RPI Loss:	45	RECORD	PCT. RANK	GAMES	SCHEDULE	OF SCHEDULE	RPI	RPI	RPI	RPI
DIV. I ONLY	8- 1	19	1- 0	132	54	23	23	2	2	
DIV. I NON-CONF.	8- 1	19	1- 0	131	54	22	22	2	2	
TOTALS	RPI 1-25	RPI 26-50	W-L RECORDS	RPI 51-100	RPI 101-150	RPI 150+				
8- 1	1- 0	1- 1	OVERALL	0- 0	2- 0	4- 0				
5- 0	1- 0	0- 0	HOME	0- 0	1- 0	3- 0				
1- 1	0- 0	0- 1	AWAY	0- 0	0- 0	1- 0				
2- 0	0- 0	1- 0	NEUTRAL	0- 0	1- 0	0- 0				
8- 1	1- 0	1- 1	NON-CONFERENCE	0- 0	2- 0	4- 0				
5- 0	1- 0	0- 0	HOME	0- 0	1- 0	3- 0				
1- 1	0- 0	0- 1	AWAY	0- 0	0- 0	1- 0				
2- 0	0- 0	1- 0	NEUTRAL	0- 0	1- 0	0- 0				
0- 0	0- 0	0- 0	CONFERENCE	0- 0	0- 0	0- 0				
0- 0	0- 0	0- 0	HOME	0- 0	0- 0	0- 0				
0- 0	0- 0	0- 0	AWAY	0- 0	0- 0	0- 0				
0- 0	0- 0	0- 0	NEUTRAL	0- 0	0- 0	0- 0				

RPI 1-25				Team's RPI: 23		RPI 26-50				RPI 51-100				RPI 101+			
RPI	S	Opponent	Score	RPI	S	Opponent	Score	RPI	S	Opponent	Score	RPI	S	Opponent	Score		
20	H	Virginia	73 63	27	N	Georgia Tech	46 43					101	N	Vanderbilt	62 56		
				45	A	LSU	58 64					122	H	Harvard	74 46		
												236	H	Niagara	87 37		
												265	H	Towson	67 53		
												273	A	South Alabama	77 56		
												308	H	Coppin St.	107 33		
LAST 12 Division I GAMES:																	
				27	N	Georgia Tech	46 43	236	H	Niagara	87 37						
				265	H	Towson	67 53	308	H	Coppin St.	107 33						
				20	H	Virginia	73 63	273	A	South Alabama	77 56						
				101	N	Vanderbilt	62 56										
				45	A	LSU	58 64										
				122	H	Harvard	74 46										

Non-Div I Games:

Rutgers

Average RPI Win:	291	WON-LOST	WINNING	LAST 10	STRENGTH OF	OPP. STRENGTH	TEAM	ADJ.	CONF.	ADJ CONF.
Average RPI Loss:	82	RECORD	PCT. RANK	GAMES	SCHEDULE	OF SCHEDULE	RPI	RPI	RPI	RPI
DIV. I ONLY	4- 2	84	1- 0	221	256	142	142	26	26	
DIV. I NON-CONF.	4- 2	82	1- 0	220	255	141	141	26	26	
TOTALS	RPI 1-25	RPI 26-50	W-L RECORDS	RPI 51-100	RPI 101-150	RPI 150+				
4- 2	0- 0	0- 0	OVERALL	0- 1	0- 1	4- 0				
1- 1	0- 0	0- 0	HOME	0- 0	0- 1	1- 0				
2- 1	0- 0	0- 0	AWAY	0- 1	0- 0	2- 0				
1- 0	0- 0	0- 0	NEUTRAL	0- 0	0- 0	1- 0				
4- 2	0- 0	0- 0	NON-CONFERENCE	0- 1	0- 1	4- 0				
1- 1	0- 0	0- 0	HOME	0- 0	0- 1	1- 0				
2- 1	0- 0	0- 0	AWAY	0- 1	0- 0	2- 0				
1- 0	0- 0	0- 0	NEUTRAL	0- 0	0- 0	1- 0				
0- 0	0- 0	0- 0	CONFERENCE	0- 0	0- 0	0- 0				
0- 0	0- 0	0- 0	HOME	0- 0	0- 0	0- 0				
0- 0	0- 0	0- 0	AWAY	0- 0	0- 0	0- 0				
0- 0	0- 0	0- 0	NEUTRAL	0- 0	0- 0	0- 0				

RPI 1-25			RPI 26-50			RPI 51-100			RPI 101+			Team's RPI: 142
RPI	S	Opponent	Score	RPI	S	Opponent	Score	RPI	S	Opponent	Score	
						53 A Oklahoma	62 75	110 H UCF		57 63		
								253 A Tulsa		67 63		
								266 N UC Santa Barbara		67 56		
								318 H Alcorn		67 62		
								327 A Nevada		80 65		
LAST 12 Division I GAMES:												
110	H	UCF	57 63	327	A	Nevada	80 65					
318	H	Alcorn	67 62	266	N	UC Santa Barbara	67 56					
253	A	Tulsa	67 63	53	A	Oklahoma	62 75					

Non-Div I Games: Cent. Christian (KS104 46

SFA

S
I
U
E

SIUE				Through Games Of 12/10/19						
Average RPI Win:	328	WON-LOST	WINNING	LAST 10	STRENGTH OF	OPP. STRENGTH	TEAM	ADJ.	CONF.	ADJ CONF.
Average RPI Loss:	96	RECORD	PCT. RANK	GAMES	SCHEDULE	OF SCHEDULE	RPI	RPI	RPI	RPI
DIV. I ONLY		2- 5	254	0- 1	139	207	271	271	23	23
DIV. I NON-CONF.		2- 5	254	0- 1	138	207	272	272	23	23
<hr/>										
TOTALS	RPI 1-25	RPI 26-50		W-L RECORDS		RPI 51-100	RPI 101-150		RPI 150+	
2- 5	0- 0	0- 1		OVERALL		0- 2	0- 1		2- 1	
2- 3	0- 0	0- 1		HOME		0- 1	0- 1		2- 0	
0- 2	0- 0	0- 0		AWAY		0- 1	0- 0		0- 1	
0- 0	0- 0	0- 0		NEUTRAL		0- 0	0- 0		0- 0	
<hr/>										
2- 5	0- 0	0- 1		NON-CONFERENCE		0- 2	0- 1		2- 1	
2- 3	0- 0	0- 1		HOME		0- 1	0- 1		2- 0	
0- 2	0- 0	0- 0		AWAY		0- 1	0- 0		0- 1	
0- 0	0- 0	0- 0		NEUTRAL		0- 0	0- 0		0- 0	
<hr/>										
0- 0	0- 0	0- 0		CONFERENCE		0- 0	0- 0		0- 0	
0- 0	0- 0	0- 0		HOME		0- 0	0- 0		0- 0	
0- 0	0- 0	0- 0		AWAY		0- 0	0- 0		0- 0	
0- 0	0- 0	0- 0		NEUTRAL		0- 0	0- 0		0- 0	

S
I
U
E

RPI 1-25				RPI 26-50				RPI 51-100				RPI 101+				Team's RPI: 271	
RPI	S	Opponent	Score	RPI	S	Opponent	Score	RPI	S	Opponent	Score	RPI	S	Opponent	Score		
				38	H	Saint Louis	35 68	68	H	Loyola Chicago	50 63	123	H	Southern Ill.	67 103		
								81	A	Nebraska	49 63	169	A	Missouri	51 68		
												321	H	Evansville	85 74		
												335	H	Purdue Fort Wayne	57 53		
LAST 12 Division I GAMES:																	
				68	H	Loyola Chicago	50 63	38	H	Saint Louis	35 68						
				335	H	Purdue Fort Wayne	57 53	81	A	Nebraska	49 63						
				169	A	Missouri	51 68	321	H	Evansville	85 74						
								123	H	Southern Ill.	67 103						

Non-Div I Games: Quincy 65 70

SIUE

Loss, Non-Conf, S Site, H Home A Away N Neutral

5M

II

Average RPI Win:	0	WON-LOST	WINNING	LAST 10	STRENGTH OF	OPP. STRENGTH	TEAM	ADJ.	CONF.	ADJ CONF.
Average RPI Loss:	280	RECORD	PCT. RANK	GAMES	SCHEDULE	OF SCHEDULE	RPI	RPI	RPI	RPI
DIV. I ONLY	0- 5	334	0- 1	315	351	350	350	18	18	
DIV. I NON-CONF.	0- 5	334	0- 1	316	351	350	350	18	18	
TOTALS	RPI 1-25	RPI 26-50	W-L RECORDS	RPI 51-100	RPI 101-150	RPI 150+				
0- 5	0- 0	0- 0	OVERALL	0- 0	0- 0	0- 5				
0- 0	0- 0	0- 0	HOME	0- 0	0- 0	0- 0				
0- 5	0- 0	0- 0	AWAY	0- 0	0- 0	0- 5				
0- 0	0- 0	0- 0	NEUTRAL	0- 0	0- 0	0- 0				
0- 5	0- 0	0- 0	NON-CONFERENCE	0- 0	0- 0	0- 5				
0- 0	0- 0	0- 0	HOME	0- 0	0- 0	0- 0				
0- 5	0- 0	0- 0	AWAY	0- 0	0- 0	0- 5				
0- 0	0- 0	0- 0	NEUTRAL	0- 0	0- 0	0- 0				
0- 0	0- 0	0- 0	CONFERENCE	0- 0	0- 0	0- 0				
0- 0	0- 0	0- 0	HOME	0- 0	0- 0	0- 0				
0- 0	0- 0	0- 0	AWAY	0- 0	0- 0	0- 0				
0- 0	0- 0	0- 0	NEUTRAL	0- 0	0- 0	0- 0				

RPI 1-25			RPI 26-50			RPI 51-100			RPI 101+			Team's RPI: 350
RPI	S	Opponent	Score	RPI	S	Opponent	Score	RPI	S	Opponent	Score	
								164	A	San Jose St.	67	73
								268	A	UC Davis	75	77
								298	A	Cal Poly	43	62
								327	A	Nevada	72	83
								344	A	Seattle U	84	88
LAST 12 Division I GAMES:												
						344	A	Seattle U	84	88		
						268	A	UC Davis	75	77		
						298	A	Cal Poly	43	62		
						164	A	San Jose St.	67	73		
						327	A	Nevada	72	83		

Non-Div I Games: Cal Maritime 86 55

Sacramento St.

Sacred Heart

Through Games Of 12/10/19

Average RPI Win:	327	WON-LOST	WINNING	LAST 10	STRENGTH OF	OPP. STRENGTH	TEAM	ADJ.	CONF.	ADJ CONF.
Average RPI Loss:	134	RECORD	PCT. RANK	GAMES	SCHEDULE	OF SCHEDULE	RPI	RPI	RPI	RPI
DIV. I ONLY	2- 5	254	0- 1	247	206	278	278	29	29	
DIV. I NON-CONF.	2- 5	254	0- 1	246	206	279	279	29	29	
TOTALS	RPI 1-25	RPI 26-50	W-L RECORDS	RPI 51-100	RPI 101-150	RPI 150+				
2- 5	0- 0	0- 0	OVERALL	0- 2	0- 1	2- 2				
1- 0	0- 0	0- 0	HOME	0- 0	0- 0	1- 0				
0- 4	0- 0	0- 0	AWAY	0- 1	0- 1	0- 2				
1- 1	0- 0	0- 0	NEUTRAL	0- 1	0- 0	1- 0				
2- 5	0- 0	0- 0	NON-CONFERENCE	0- 2	0- 1	2- 2				
1- 0	0- 0	0- 0	HOME	0- 0	0- 0	1- 0				
0- 4	0- 0	0- 0	AWAY	0- 1	0- 1	0- 2				
1- 1	0- 0	0- 0	NEUTRAL	0- 1	0- 0	1- 0				
0- 0	0- 0	0- 0	CONFERENCE	0- 0	0- 0	0- 0				
0- 0	0- 0	0- 0	HOME	0- 0	0- 0	0- 0				
0- 0	0- 0	0- 0	AWAY	0- 0	0- 0	0- 0				
0- 0	0- 0	0- 0	NEUTRAL	0- 0	0- 0	0- 0				

RPI 1-25			RPI 26-50			RPI 51-100			RPI 101+			Team's RPI: 278
RPI	S	Opponent	Score	RPI	S	Opponent	Score	RPI	S	Opponent	Score	
						79 A Seton Hall	69 95	128 A Stony Brook		50 54		
						81 N Nebraska	49 72	186 A Saint Joseph's		44 71		
								195 A Siena		57 68		
								322 N Detroit Mercy		66 60		
								332 H Hofstra		71 44		
LAST 12 Division I GAMES:												
						81 N Nebraska	49 72	186 A Saint Joseph's		44 71		
						322 N Detroit Mercy	66 60					
						128 A Stony Brook	50 54					
						195 A Siena	57 68					
						332 H Hofstra	71 44					
						79 A Seton Hall	69 95					

Non-Div I Games: Bridgeport 77 63

Sacred Heart

■ Loss,
 ■ Non-Conf,
 ■ S Site,
 ■ H Home
 ■ A Away
 N Neutral

Average RPI Win:	224	WON-LOST	WINNING	LAST 10	STRENGTH OF	OPP. STRENGTH	TEAM	ADJ.	CONF.	ADJ CONF.
Average RPI Loss:	123	RECORD	PCT. RANK	GAMES	SCHEDULE	OF SCHEDULE	RPI	RPI	RPI	RPI
DIV. I ONLY	2- 6	277	0- 1	100	174	189	189	29	29	
DIV. I NON-CONF.	2- 6	278	0- 1	100	171	188	188	29	29	
TOTALS	RPI 1-25	RPI 26-50	W-L RECORDS	RPI 51-100	RPI 101-150	RPI 150+				
2- 6	0- 1	0- 1	OVERALL	0- 1	0- 1	2- 2				
0- 1	0- 0	0- 0	HOME	0- 0	0- 0	0- 1				
1- 4	0- 0	0- 1	AWAY	0- 1	0- 1	1- 1				
1- 1	0- 1	0- 0	NEUTRAL	0- 0	0- 0	1- 0				
2- 6	0- 1	0- 1	NON-CONFERENCE	0- 1	0- 1	2- 2				
0- 1	0- 0	0- 0	HOME	0- 0	0- 0	0- 1				
1- 4	0- 0	0- 1	AWAY	0- 1	0- 1	1- 1				
1- 1	0- 1	0- 0	NEUTRAL	0- 0	0- 0	1- 0				
0- 0	0- 0	0- 0	CONFERENCE	0- 0	0- 0	0- 0				
0- 0	0- 0	0- 0	HOME	0- 0	0- 0	0- 0				
0- 0	0- 0	0- 0	AWAY	0- 0	0- 0	0- 0				
0- 0	0- 0	0- 0	NEUTRAL	0- 0	0- 0	0- 0				

RPI 1-25				RPI 26-50				RPI 51-100				RPI 101+ Team's RPI: 189			
RPI	S	Opponent	Score	RPI	S	Opponent	Score	RPI	S	Opponent	Score	RPI	S	Opponent	Score
16	N	FGCU	64 97	49	A	Virginia Tech	41 105	60	A	West Virginia	45 74	143	A	South Fla.	23 62
												161	H	Youngstown St.	46 56
												197	N	Stetson	78 73
												250	A	Vermont	73 69
												306	A	Morehead St.	54 65
LAST 12 Division I GAMES:															
60	A	West Virginia	45 74	161	H	Youngstown St.	46 56	250	A	Vermont	73 69	143	A	South Fla.	23 62
49	A	Virginia Tech	41 105					16	N	FGCU	64 97	306	A	Morehead St.	54 65
								197	N	Stetson	78 73				

Non-Div I Games:

Saint Francis (PA)

Saint Joseph's

Through Games Of 12/10/19

Average RPI Win:	191	WON-LOST	WINNING	LAST 10	STRENGTH OF	OPP. STRENGTH	TEAM	ADJ.	CONF.	ADJ CONF.
Average RPI Loss:	103	RECORD	PCT. RANK	GAMES	SCHEDULE	OF SCHEDULE	RPI	RPI	RPI	RPI
DIV. I ONLY	4- 5	188	0- 1	150	99	186	186	10	10	
DIV. I NON-CONF.	4- 5	187	0- 1	151	99	186	186	10	10	
TOTALS	RPI 1-25	RPI 26-50	W-L RECORDS	RPI 51-100	RPI 101-150	RPI 150+				
4- 5	0- 0	0- 0	OVERALL	1- 3	1- 1	2- 1				
3- 2	0- 0	0- 0	HOME	1- 2	0- 0	2- 0				
1- 2	0- 0	0- 0	AWAY	0- 0	1- 1	0- 1				
0- 1	0- 0	0- 0	NEUTRAL	0- 1	0- 0	0- 0				
4- 5	0- 0	0- 0	NON-CONFERENCE	1- 3	1- 1	2- 1				
3- 2	0- 0	0- 0	HOME	1- 2	0- 0	2- 0				
1- 2	0- 0	0- 0	AWAY	0- 0	1- 1	0- 1				
0- 1	0- 0	0- 0	NEUTRAL	0- 1	0- 0	0- 0				
0- 0	0- 0	0- 0	CONFERENCE	0- 0	0- 0	0- 0				
0- 0	0- 0	0- 0	HOME	0- 0	0- 0	0- 0				
0- 0	0- 0	0- 0	AWAY	0- 0	0- 0	0- 0				
0- 0	0- 0	0- 0	NEUTRAL	0- 0	0- 0	0- 0				

RPI 1-25			RPI 26-50			RPI 51-100			RPI 101+			Team's RPI: 186
RPI	S	Opponent	Score	RPI	S	Opponent	Score	RPI	S	Opponent	Score	
						73 H Temple	67 63			111 A Auburn	62 66	
						74 H Drexel	52 62			149 A Columbia	71 57	
						79 N Seton Hall	39 55			158 A Villanova	44 60	
						93 H Penn	45 55			262 H American	72 51	
										278 H Sacred Heart	71 44	
LAST 12 Division I GAMES:												
158	A	Villanova	44 60	111	A	Auburn	62 66					
278	H	Sacred Heart	71 44	93	H	Penn	45 55					
74	H	Drexel	52 62	79	N	Seton Hall	39 55					
262	H	American	72 51	73	H	Temple	67 63					
				149	A	Columbia	71 57					

Non-Div I Games:

Saint Joseph's

■ Loss,
 ■ Non-Conf,
 ■ S Site,
 ■ H Home
 ■ A Away
 N Neutral

Saint Louis

Through Games Of 12/10/19

Average RPI Win:	155	WON-LOST	WINNING	LAST 10	STRENGTH OF	OPP. STRENGTH	TEAM	ADJ.	CONF.	ADJ CONF.
Average RPI Loss:	131	RECORD	PCT. RANK	GAMES	SCHEDULE	OF SCHEDULE	RPI	RPI	RPI	RPI
DIV. I ONLY	7- 3	78	1- 0	86	131	38	38	10	10	
DIV. I NON-CONF.	7- 3	79	1- 0	86	131	38	38	10	10	
TOTALS	RPI 1-25	RPI 26-50	W-L RECORDS	RPI 51-100	RPI 101-150	RPI 150+				
7- 3	0- 0	1- 0	OVERALL	1- 0	1- 2	4- 1				
4- 0	0- 0	1- 0	HOME	1- 0	1- 0	1- 0				
3- 3	0- 0	0- 0	AWAY	0- 0	0- 2	3- 1				
0- 0	0- 0	0- 0	NEUTRAL	0- 0	0- 0	0- 0				
7- 3	0- 0	1- 0	NON-CONFERENCE	1- 0	1- 2	4- 1				
4- 0	0- 0	1- 0	HOME	1- 0	1- 0	1- 0				
3- 3	0- 0	0- 0	AWAY	0- 0	0- 2	3- 1				
0- 0	0- 0	0- 0	NEUTRAL	0- 0	0- 0	0- 0				
0- 0	0- 0	0- 0	CONFERENCE	0- 0	0- 0	0- 0				
0- 0	0- 0	0- 0	HOME	0- 0	0- 0	0- 0				
0- 0	0- 0	0- 0	AWAY	0- 0	0- 0	0- 0				
0- 0	0- 0	0- 0	NEUTRAL	0- 0	0- 0	0- 0				

RPI 1-25				RPI 26-50				Team's RPI: 38		RPI 51-100				RPI 101+			
RPI	S	Opponent	Score	RPI	S	Opponent	Score	RPI	S	Opponent	Score	RPI	S	Opponent	Score		
				26	H	Illinois St.	61 56										
											</						

Non-Div I Games:

Saint Louis

■ Loss,
 ■ Non-Conf,
 ■ S Site,
 ■ H Home
 ■ A Away
 N Neutral

Average RPI Win:	218	WON-LOST	WINNING	LAST 10	STRENGTH OF	OPP. STRENGTH	TEAM	ADJ.	CONF.	ADJ CONF.
Average RPI Loss:	124	RECORD	PCT. RANK	GAMES	SCHEDULE	OF SCHEDULE	RPI	RPI	RPI	RPI
DIV. I ONLY	4- 4	162	1- 0	42	275	150	150	11	11	
DIV. I NON-CONF.	4- 4	161	1- 0	41	277	149	149	11	11	
TOTALS	RPI 1-25	RPI 26-50	W-L RECORDS	RPI 51-100	RPI 101-150	RPI 150+				
4- 4	0- 1	1- 1	OVERALL	0- 0	0- 1	3- 1				
4- 2	0- 1	1- 1	HOME	0- 0	0- 0	3- 0				
0- 2	0- 0	0- 0	AWAY	0- 0	0- 1	0- 1				
0- 0	0- 0	0- 0	NEUTRAL	0- 0	0- 0	0- 0				
4- 4	0- 1	1- 1	NON-CONFERENCE	0- 0	0- 1	3- 1				
4- 2	0- 1	1- 1	HOME	0- 0	0- 0	3- 0				
0- 2	0- 0	0- 0	AWAY	0- 0	0- 1	0- 1				
0- 0	0- 0	0- 0	NEUTRAL	0- 0	0- 0	0- 0				
0- 0	0- 0	0- 0	CONFERENCE	0- 0	0- 0	0- 0				
0- 0	0- 0	0- 0	HOME	0- 0	0- 0	0- 0				
0- 0	0- 0	0- 0	AWAY	0- 0	0- 0	0- 0				
0- 0	0- 0	0- 0	NEUTRAL	0- 0	0- 0	0- 0				

RPI 1-25				RPI 26-50				RPI 51-100				RPI 101+ Team's RPI: 150			
RPI	S	Opponent	Score	RPI	S	Opponent	Score	RPI	S	Opponent	Score	RPI	S	Opponent	Score
17	H	NC State	70 87	41	H	Western Ky.	80 73					103	A	Wyoming	67 69
				50	H	Marquette	63 77					266	H	UC Santa Barbara	64 43
												268	H	UC Davis	83 74
												298	H	Cal Poly	84 67
												327	A	Nevada	72 78
LAST 12 Division I GAMES:															
17	H	NC State	70 87	298	H	Cal Poly	84 67								
268	H	UC Davis	83 74	41	H	Western Ky.	80 73								
103	A	Wyoming	67 69	50	H	Marquette	63 77								
266	H	UC Santa Barbara	64 43												
327	A	Nevada	72 78												

Non-Div I Games:

Saint Mary's (CA)

SUNSHINE FOOTBALL				THROUGH GAMES OF 11/10/19						
Average RPI Win:	299	WON-LOST	WINNING	LAST 10	STRENGTH OF	OPP. STRENGTH	TEAM	ADJ.	CONF.	ADJ CONF.
Average RPI Loss:	224	RECORD	PCT. RANK	GAMES	SCHEDULE	OF SCHEDULE	RPI	RPI	RPI	RPI
DIV. I ONLY	3- 4	199	0- 1	351	148	311	311	21	21	
DIV. I NON-CONF.	3- 4	198	0- 1	351	146	310	310	20	20	
TOTALS	RPI 1-25	RPI 26-50	W-L RECORDS	RPI 51-100	RPI 101-150	RPI 150+				
3- 4	0- 0	0- 0	OVERALL	0- 0	0- 0	3- 4				
1- 0	0- 0	0- 0	HOME	0- 0	0- 0	1- 0				
2- 4	0- 0	0- 0	AWAY	0- 0	0- 0	2- 4				
0- 0	0- 0	0- 0	NEUTRAL	0- 0	0- 0	0- 0				
3- 4	0- 0	0- 0	NON-CONFERENCE	0- 0	0- 0	3- 4				
1- 0	0- 0	0- 0	HOME	0- 0	0- 0	1- 0				
2- 4	0- 0	0- 0	AWAY	0- 0	0- 0	2- 4				
0- 0	0- 0	0- 0	NEUTRAL	0- 0	0- 0	0- 0				
0- 0	0- 0	0- 0	CONFERENCE	0- 0	0- 0	0- 0				
0- 0	0- 0	0- 0	HOME	0- 0	0- 0	0- 0				
0- 0	0- 0	0- 0	AWAY	0- 0	0- 0	0- 0				
0- 0	0- 0	0- 0	NEUTRAL	0- 0	0- 0	0- 0				

RPI 1-25				RPI 26-50				RPI 51-100				RPI 101+				Team's RPI: 311	
RPI	S	Opponent	Score	RPI	S	Opponent	Score	RPI	S	Opponent	Score	RPI	S	Opponent	Score		
												178	A	Delaware St.	66	89	
												181	A	Wagner	89	90	
												241	A	Howard	80	92	
												254	H	Morgan St.	78	77	
												296	A	NJIT	73	76	
												308	A	Coppin St.	82	57	
												334	A	LIU Brooklyn	89	74	
LAST 12 Division I GAMES:																	
				178	A	Delaware St.	66	89	296	A	NJIT	73	76				
									254	H	Morgan St.	78	77				
									241	A	Howard	80	92				
									308	A	Coppin St.	82	57				
									181	A	Wagner	89	90				
									334	A	LIU Brooklyn	89	74				

Non-Div I Games:

Saint Peter's

■ Loss, ■ Non-Conf, S Site, H Home A Away N Neutral

Average RPI Win:	277	WON-LOST	WINNING	LAST 10	STRENGTH OF	OPP. STRENGTH	TEAM	ADJ.	CONF.	ADJ CONF.
Average RPI Loss:	204	RECORD	PCT. RANK	GAMES	SCHEDULE	OF SCHEDULE	RPI	RPI	RPI	RPI
DIV. I ONLY	2- 3	214	1- 0	115	348	171	171	26	26	
DIV. I NON-CONF.	2- 3	215	1- 0	115	348	168	168	26	26	
TOTALS	RPI 1-25	RPI 26-50	W-L RECORDS	RPI 51-100	RPI 101-150	RPI 150+				
2- 3	0- 0	0- 0	OVERALL	0- 0	0- 1	2- 2				
1- 0	0- 0	0- 0	HOME	0- 0	0- 0	1- 0				
1- 3	0- 0	0- 0	AWAY	0- 0	0- 1	1- 2				
0- 0	0- 0	0- 0	NEUTRAL	0- 0	0- 0	0- 0				
2- 3	0- 0	0- 0	NON-CONFERENCE	0- 0	0- 1	2- 2				
1- 0	0- 0	0- 0	HOME	0- 0	0- 0	1- 0				
1- 3	0- 0	0- 0	AWAY	0- 0	0- 1	1- 2				
0- 0	0- 0	0- 0	NEUTRAL	0- 0	0- 0	0- 0				
0- 0	0- 0	0- 0	CONFERENCE	0- 0	0- 0	0- 0				
0- 0	0- 0	0- 0	HOME	0- 0	0- 0	0- 0				
0- 0	0- 0	0- 0	AWAY	0- 0	0- 0	0- 0				
0- 0	0- 0	0- 0	NEUTRAL	0- 0	0- 0	0- 0				

RPI 1-25			RPI 26-50			RPI 51-100			RPI 101+			Team's RPI: 171
RPI	S	Opponent	Score	RPI	S	Opponent	Score	RPI	S	Opponent	Score	
								129	A	Texas Tech	57	99
								209	H	Louisiana	77	73
								225	A	Oral Roberts	41	64
								257	A	Ole Miss	69	75
								345	A	UTSA	81	77
LAST 12 Division I GAMES:												
				345	A	UTSA	81	77				
				225	A	Oral Roberts	41	64				
				257	A	Ole Miss	69	75				
				129	A	Texas Tech	57	99				
				209	H	Louisiana	77	73				

Non-Div I Games: Jarvis Christian 114 46 Howard Payne 91 49

Sam Houston St.

Average RPI Win:	275	WON-LOST	WINNING	LAST 10	STRENGTH OF	OPP. STRENGTH	TEAM	ADJ.	CONF.	ADJ CONF.
Average RPI Loss:	135	RECORD	PCT. RANK	GAMES	SCHEDULE	OF SCHEDULE	RPI	RPI	RPI	RPI
DIV. I ONLY	2- 8	298	0- 1	76	298	203	203	25	25	
DIV. I NON-CONF.	2- 8	298	0- 1	74	300	202	202	25	25	
TOTALS	RPI 1-25	RPI 26-50	W-L RECORDS	RPI 51-100	RPI 101-150	RPI 150+				
2- 8	0- 1	0- 2	OVERALL	0- 0	0- 1	2- 4				
0- 2	0- 0	0- 1	HOME	0- 0	0- 0	0- 1				
2- 6	0- 1	0- 1	AWAY	0- 0	0- 1	2- 3				
0- 0	0- 0	0- 0	NEUTRAL	0- 0	0- 0	0- 0				
2- 8	0- 1	0- 2	NON-CONFERENCE	0- 0	0- 1	2- 4				
0- 2	0- 0	0- 1	HOME	0- 0	0- 0	0- 1				
2- 6	0- 1	0- 1	AWAY	0- 0	0- 1	2- 3				
0- 0	0- 0	0- 0	NEUTRAL	0- 0	0- 0	0- 0				
0- 0	0- 0	0- 0	CONFERENCE	0- 0	0- 0	0- 0				
0- 0	0- 0	0- 0	HOME	0- 0	0- 0	0- 0				
0- 0	0- 0	0- 0	AWAY	0- 0	0- 0	0- 0				
0- 0	0- 0	0- 0	NEUTRAL	0- 0	0- 0	0- 0				

RPI 1-25				RPI 26-50				RPI 51-100				RPI 101+ Team's RPI: 203			
RPI	S	Opponent	Score	RPI	S	Opponent	Score	RPI	S	Opponent	Score	RPI	S	Opponent	Score
21	A	Florida St.	59 88	30	A	Kentucky	49 79					145	A	UT Martin	75 80
				37	H	Troy	65 74					176	A	Florida	48 84
												190	A	Kennesaw St.	55 60
												222	A	UAB	69 76
												234	A	North Ala.	79 63
												256	H	Tennessee Tech	57 72
												316	A	Alabama St.	83 48
LAST 12 Division I GAMES:															
30	A	Kentucky	49 79	222	A	UAB	69 76								
176	A	Florida	48 84	316	A	Alabama St.	83 48								
37	H	Troy	65 74	234	A	North Ala.	79 63								
190	A	Kennesaw St.	55 60	256	H	Tennessee Tech	57 72								
				145	A	UT Martin	75 80								
				21	A	Florida St.	59 88								

Non-Div I Games: Montevallo 81 60

Samford

■ Loss,
 ■ Non-Conf,
 ■ S Site,
 ■ H Home
 ■ A Away
 N Neutral

Average RPI Win:	240	WON-LOST	WINNING	LAST 10	STRENGTH OF	OPP. STRENGTH	TEAM	ADJ.	CONF.	ADJ CONF.
Average RPI Loss:	162	RECORD	PCT. RANK	GAMES	SCHEDULE	OF SCHEDULE	RPI	RPI	RPI	RPI
DIV. I ONLY	3- 4	199	0- 1	163	282	238	238	11	11	
DIV. I NON-CONF.	3- 4	198	0- 1	164	284	238	238	11	11	
TOTALS	RPI 1-25	RPI 26-50	W-L RECORDS	RPI 51-100	RPI 101-150	RPI 150+				
3- 4	0- 0	0- 0	OVERALL	0- 0	0- 2	3- 2				
2- 3	0- 0	0- 0	HOME	0- 0	0- 2	2- 1				
1- 1	0- 0	0- 0	AWAY	0- 0	0- 0	1- 1				
0- 0	0- 0	0- 0	NEUTRAL	0- 0	0- 0	0- 0				
3- 4	0- 0	0- 0	NON-CONFERENCE	0- 0	0- 2	3- 2				
2- 3	0- 0	0- 0	HOME	0- 0	0- 2	2- 1				
1- 1	0- 0	0- 0	AWAY	0- 0	0- 0	1- 1				
0- 0	0- 0	0- 0	NEUTRAL	0- 0	0- 0	0- 0				
0- 0	0- 0	0- 0	CONFERENCE	0- 0	0- 0	0- 0				
0- 0	0- 0	0- 0	HOME	0- 0	0- 0	0- 0				
0- 0	0- 0	0- 0	AWAY	0- 0	0- 0	0- 0				
0- 0	0- 0	0- 0	NEUTRAL	0- 0	0- 0	0- 0				

RPI 1-25				RPI 26-50				RPI 51-100				RPI 101+				Team's RPI: 238	
RPI	S	Opponent	Score	RPI	S	Opponent	Score	RPI	S	Opponent	Score	RPI	S	Opponent	Score		
												116	H	Idaho	32	65	
												129	H	Texas Tech	60	64	
												163	H	Monmouth	57	49	
												164	A	San Jose St.	82	88	
												239	H	Cal St. Fullerton	67	72	
												265	H	Towson	81	67	
												293	A	Air Force	70	59	
LAST 12 Division I GAMES:																	
				129	H	Texas Tech	60	64	163	H	Monmouth	57	49				
				239	H	Cal St. Fullerton	67	72	164	A	San Jose St.	82	88				
				116	H	Idaho	32	65	293	A	Air Force	70	59				
									265	H	Towson	81	67				

Non-Div I Games:	Biola	81	28
------------------	-------	----	----

San Diego

■ Loss, ■ Non-Conf, S Site, H Home A Away N Neutral

Average RPI Win:	265	WON-LOST	WINNING	LAST 10	STRENGTH OF	OPP. STRENGTH	TEAM	ADJ.	CONF.	ADJ CONF.
Average RPI Loss:	183	RECORD	PCT. RANK	GAMES	SCHEDULE	OF SCHEDULE	RPI	RPI	RPI	RPI
DIV. I ONLY	3- 6	230	0- 1	237	284	304	304	20	20	
DIV. I NON-CONF.	2- 5	254	0- 0	274	247	320	320	21	21	
TOTALS	RPI 1-25	RPI 26-50	W-L RECORDS	RPI 51-100	RPI 101-150	RPI 150+				
3- 6	0- 0	0- 0	OVERALL	0- 1	0- 0	3- 5				
3- 3	0- 0	0- 0	HOME	0- 1	0- 0	3- 2				
0- 3	0- 0	0- 0	AWAY	0- 0	0- 0	0- 3				
0- 0	0- 0	0- 0	NEUTRAL	0- 0	0- 0	0- 0				
2- 5	0- 0	0- 0	NON-CONFERENCE	0- 1	0- 0	2- 4				
2- 3	0- 0	0- 0	HOME	0- 1	0- 0	2- 2				
0- 2	0- 0	0- 0	AWAY	0- 0	0- 0	0- 2				
0- 0	0- 0	0- 0	NEUTRAL	0- 0	0- 0	0- 0				
1- 1	0- 0	0- 0	CONFERENCE	0- 0	0- 0	1- 1				
1- 0	0- 0	0- 0	HOME	0- 0	0- 0	1- 0				
0- 1	0- 0	0- 0	AWAY	0- 0	0- 0	0- 1				
0- 0	0- 0	0- 0	NEUTRAL	0- 0	0- 0	0- 0				

RPI 1-25				RPI 26-50				RPI 51-100				RPI 101+				Team's RPI: 304		
RPI	S	Opponent	Score	RPI	S	Opponent	Score	RPI	S	Opponent	Score	RPI	S	Opponent	Score			
								56	H	California	48	74	157	A	Hawaii	58	61	
														164	A	San Jose St.	67	84
														185	H	Alabama A&M	53	61
														239	H	Cal St. Fullerton	55	45
														265	H	Towson	80	72
														266	A	UC Santa Barbara	52	64
														269	H	Arkansas St.	62	71
														292	H	Colorado St.	59	49
LAST 12 Division I GAMES:																		
				269	H	Arkansas St.	62	71	164	A	San Jose St.	67	84					
				266	A	UC Santa Barbara	52	64	292	H	Colorado St.	59	49					
				56	H	California	48	74	157	A	Hawaii	58	61					
				239	H	Cal St. Fullerton	55	45										
				185	H	Alabama A&M	53	61										
				265	H	Towson	80	72										

Non-Div I Games: Westcliff 77 56

San Diego St.

San Francisco

Through Games Of 12/10/19

Average RPI Win:	177	WON-LOST	WINNING	LAST 10	STRENGTH OF	OPP. STRENGTH	TEAM	ADJ.	CONF.	ADJ CONF.
Average RPI Loss:	100	RECORD	PCT. RANK	GAMES	SCHEDULE	OF SCHEDULE	RPI	RPI	RPI	RPI
DIV. I ONLY	5- 4	144	1- 0	79	85	95	95	11	11	
DIV. I NON-CONF.	5- 4	144	1- 0	77	85	96	96	11	11	
TOTALS	RPI 1-25	RPI 26-50	W-L RECORDS	RPI 51-100	RPI 101-150	RPI 150+				
5- 4	0- 2	0- 0	OVERALL	0- 0	2- 1	3- 1				
2- 2	0- 1	0- 0	HOME	0- 0	0- 1	2- 0				
1- 1	0- 0	0- 0	AWAY	0- 0	0- 0	1- 1				
2- 1	0- 1	0- 0	NEUTRAL	0- 0	2- 0	0- 0				
5- 4	0- 2	0- 0	NON-CONFERENCE	0- 0	2- 1	3- 1				
2- 2	0- 1	0- 0	HOME	0- 0	0- 1	2- 0				
1- 1	0- 0	0- 0	AWAY	0- 0	0- 0	1- 1				
2- 1	0- 1	0- 0	NEUTRAL	0- 0	2- 0	0- 0				
0- 0	0- 0	0- 0	CONFERENCE	0- 0	0- 0	0- 0				
0- 0	0- 0	0- 0	HOME	0- 0	0- 0	0- 0				
0- 0	0- 0	0- 0	AWAY	0- 0	0- 0	0- 0				
0- 0	0- 0	0- 0	NEUTRAL	0- 0	0- 0	0- 0				

RPI 1-25				RPI 26-50				RPI 51-100				Team's RPI: 95	RPI 101+			
RPI	S	Opponent	Score	RPI	S	Opponent	Score	RPI	S	Opponent	Score		RPI	S	Opponent	Score
4	H	Stanford	71 97										112	N	Bowling Green	64 56
11	N	Mississippi St.	38 73										116	H	Idaho	60 66
													118	N	Houston	80 57
													191	A	Northern Colo.	90 83
													226	H	CSUN	79 61
													239	H	Cal St. Fullerton	71 63
													268	A	UC Davis	67 79
LAST 12 Division I GAMES:																
116	H	Idaho	60 66	112	N	Bowling Green	64 56									
226	H	CSUN	79 61	118	N	Houston	80 57									
4	H	Stanford	71 97	239	H	Cal St. Fullerton	71 63									
191	A	Northern Colo.	90 83	11	N	Mississippi St.	38 73									
				268	A	UC Davis	67 79									

Non-Div I Games:

San Francisco

■ Loss,
 ■ Non-Conf,
 ■ S Site,
 ■ H Home
 ■ A Away
 N Neutral

Average RPI Win:	247	WON-LOST	WINNING	LAST 10	STRENGTH OF	OPP. STRENGTH	TEAM	ADJ.	CONF.	ADJ CONF.
Average RPI Loss:	128	RECORD	PCT. RANK	GAMES	SCHEDULE	OF SCHEDULE	RPI	RPI	RPI	RPI
DIV. I ONLY	7- 3	78	1- 0	318	118	164	164	20	20	
DIV. I NON-CONF.	5- 3	104	0- 0	313	84	182	182	21	21	
TOTALS	RPI 1-25	RPI 26-50	W-L RECORDS	RPI 51-100	RPI 101-150	RPI 150+				
7- 3	0- 0	0- 0	OVERALL	1- 1	0- 1	6- 1				
5- 0	0- 0	0- 0	HOME	1- 0	0- 0	4- 0				
2- 3	0- 0	0- 0	AWAY	0- 1	0- 1	2- 1				
0- 0	0- 0	0- 0	NEUTRAL	0- 0	0- 0	0- 0				
5- 3	0- 0	0- 0	NON-CONFERENCE	1- 1	0- 1	4- 1				
4- 0	0- 0	0- 0	HOME	1- 0	0- 0	3- 0				
1- 3	0- 0	0- 0	AWAY	0- 1	0- 1	1- 1				
0- 0	0- 0	0- 0	NEUTRAL	0- 0	0- 0	0- 0				
2- 0	0- 0	0- 0	CONFERENCE	0- 0	0- 0	2- 0				
1- 0	0- 0	0- 0	HOME	0- 0	0- 0	1- 0				
1- 0	0- 0	0- 0	AWAY	0- 0	0- 0	1- 0				
0- 0	0- 0	0- 0	NEUTRAL	0- 0	0- 0	0- 0				

RPI 1-25			RPI 26-50			RPI 51-100			RPI 101+			Team's RPI: 164
RPI	S	Opponent	Score	RPI	S	Opponent	Score	RPI	S	Opponent	Score	
						66 A CSU Bakersfield	71 75	124 A Santa Clara		81 89		
						89 H Buffalo	95 88	194 A UC Irvine		77 79		
								221 H Eastern Wash.		84 66		
								238 H San Diego		88 82		
								263 A Utah St.		76 61		
								266 A UC Santa Barbara		73 70		
								304 H San Diego St.		84 67		
								350 H Sacramento St.		73 67		
LAST 12 Division I GAMES:												
304	H	San Diego St.	84 67	66	A	CSU Bakersfield	71 75					
263	A	Utah St.	76 61	238	H	San Diego	88 82					
221	H	Eastern Wash.	84 66	89	H	Buffalo	95 88					
194	A	UC Irvine	77 79	350	H	Sacramento St.	73 67					
				266	A	UC Santa Barbara	73 70					
				124	A	Santa Clara	81 89					

Non-Div I Games:

San Jose St.

Santa Clara

Through Games Of 12/10/19

Average RPI Win:	217	WON-LOST	WINNING	LAST 10	STRENGTH OF	OPP. STRENGTH	TEAM	ADJ.	CONF.	ADJ CONF.
Average RPI Loss:	134	RECORD	PCT. RANK	GAMES	SCHEDULE	OF SCHEDULE	RPI	RPI	RPI	RPI
DIV. I ONLY	3- 4	199	0- 1	63	243	124	124	11	11	
DIV. I NON-CONF.	3- 4	198	0- 1	62	242	123	123	11	11	
TOTALS	RPI 1-25	RPI 26-50	W-L RECORDS	RPI 51-100	RPI 101-150	RPI 150+				
3- 4	0- 1	0- 1	OVERALL	0- 0	0- 0	3- 2				
1- 1	0- 0	0- 0	HOME	0- 0	0- 0	1- 1				
1- 2	0- 1	0- 1	AWAY	0- 0	0- 0	1- 0				
1- 1	0- 0	0- 0	NEUTRAL	0- 0	0- 0	1- 1				
3- 4	0- 1	0- 1	NON-CONFERENCE	0- 0	0- 0	3- 2				
1- 1	0- 0	0- 0	HOME	0- 0	0- 0	1- 1				
1- 2	0- 1	0- 1	AWAY	0- 0	0- 0	1- 0				
1- 1	0- 0	0- 0	NEUTRAL	0- 0	0- 0	1- 1				
0- 0	0- 0	0- 0	CONFERENCE	0- 0	0- 0	0- 0				
0- 0	0- 0	0- 0	HOME	0- 0	0- 0	0- 0				
0- 0	0- 0	0- 0	AWAY	0- 0	0- 0	0- 0				
0- 0	0- 0	0- 0	NEUTRAL	0- 0	0- 0	0- 0				

RPI 1-25				RPI 26-50				RPI 51-100				RPI 101+ Team's RPI: 124			
RPI	S	Opponent	Score	RPI	S	Opponent	Score	RPI	S	Opponent	Score	RPI	S	Opponent	Score
2	A	Missouri St.	64 71	42	A	Arizona	52 65					164	H	San Jose St.	89 81
												215	N	Delaware	80 81
												220	N	Montana	68 58
												268	A	UC Davis	62 61
												276	H	Long Beach St.	46 54
LAST 12 Division I GAMES:															
276	H	Long Beach St.	46 54	268	A	UC Davis	62 61								
215	N	Delaware	80 81	164	H	San Jose St.	89 81								
220	N	Montana	68 58	42	A	Arizona	52 65								
2	A	Missouri St.	64 71												

Non-Div I Games: UC Santa Cruz 109 51

Santa Clara

Loss, Non-Conf, S Site, H Home A Away N Neutral

Average RPI Win:	313	WON-LOST	WINNING	LAST 10	STRENGTH OF	OPP. STRENGTH	TEAM	ADJ.	CONF.	ADJ CONF.
Average RPI Loss:	186	RECORD	PCT. RANK	GAMES	SCHEDULE	OF SCHEDULE	RPI	RPI	RPI	RPI
DIV. I ONLY	2- 6	277	1- 0	343	234	344	344	32	32	
DIV. I NON-CONF.	2- 6	278	1- 0	343	233	344	344	32	32	
TOTALS	RPI 1-25	RPI 26-50	W-L RECORDS	RPI 51-100	RPI 101-150	RPI 150+				
2- 6	0- 0	0- 0	OVERALL	0- 0	0- 2	2- 4				
2- 2	0- 0	0- 0	HOME	0- 0	0- 2	2- 0				
0- 4	0- 0	0- 0	AWAY	0- 0	0- 0	0- 4				
0- 0	0- 0	0- 0	NEUTRAL	0- 0	0- 0	0- 0				
2- 6	0- 0	0- 0	NON-CONFERENCE	0- 0	0- 2	2- 4				
2- 2	0- 0	0- 0	HOME	0- 0	0- 2	2- 0				
0- 4	0- 0	0- 0	AWAY	0- 0	0- 0	0- 4				
0- 0	0- 0	0- 0	NEUTRAL	0- 0	0- 0	0- 0				
0- 0	0- 0	0- 0	CONFERENCE	0- 0	0- 0	0- 0				
0- 0	0- 0	0- 0	HOME	0- 0	0- 0	0- 0				
0- 0	0- 0	0- 0	AWAY	0- 0	0- 0	0- 0				
0- 0	0- 0	0- 0	NEUTRAL	0- 0	0- 0	0- 0				

RPI 1-25			RPI 26-50			RPI 51-100			RPI 101+			Team's RPI: 344
RPI	S	Opponent	Score	RPI	S	Opponent	Score	RPI	S	Opponent	Score	
								116	H	Idaho	84	90
								121	H	Montana St.	65	73
								156	A	Washington	46	78
								177	A	Idaho St.	48	73
								263	A	Utah St.	63	70
								276	H	Long Beach St.	66	54
								282	A	Northern Ariz.	80	88
								350	H	Sacramento St.	88	84
LAST 12 Division I GAMES:												
156	A	Washington	46	78	276	H	Long Beach St.	66	54			
116	H	Idaho	84	90	350	H	Sacramento St.	88	84			
282	A	Northern Ariz.	80	88	121	H	Montana St.	65	73			
177	A	Idaho St.	48	73								
263	A	Utah St.	63	70								

Non-Div I Games: Saint Martin's 91 81 Central Wash. 75 65

Seattle U

Average RPI Win:	213	WON-LOST	WINNING	LAST 10	STRENGTH OF	OPP. STRENGTH	TEAM	ADJ.	CONF.	ADJ CONF.
Average RPI Loss:	35	RECORD	PCT. RANK	GAMES	SCHEDULE	OF SCHEDULE	RPI	RPI	RPI	RPI
DIV. I ONLY	6- 4	119	1- 0	50	92	79	79	6	6	
DIV. I NON-CONF.	6- 4	120	1- 0	49	92	79	79	6	6	
TOTALS	RPI 1-25	RPI 26-50	W-L RECORDS	RPI 51-100	RPI 101-150	RPI 150+				
6- 4	0- 2	0- 1	OVERALL	0- 1	1- 0	5- 0				
3- 2	0- 2	0- 0	HOME	0- 0	0- 0	3- 0				
1- 1	0- 0	0- 0	AWAY	0- 1	0- 0	1- 0				
2- 1	0- 0	0- 1	NEUTRAL	0- 0	1- 0	1- 0				
6- 4	0- 2	0- 1	NON-CONFERENCE	0- 1	1- 0	5- 0				
3- 2	0- 2	0- 0	HOME	0- 0	0- 0	3- 0				
1- 1	0- 0	0- 0	AWAY	0- 1	0- 0	1- 0				
2- 1	0- 0	0- 1	NEUTRAL	0- 0	1- 0	1- 0				
0- 0	0- 0	0- 0	CONFERENCE	0- 0	0- 0	0- 0				
0- 0	0- 0	0- 0	HOME	0- 0	0- 0	0- 0				
0- 0	0- 0	0- 0	AWAY	0- 0	0- 0	0- 0				
0- 0	0- 0	0- 0	NEUTRAL	0- 0	0- 0	0- 0				

RPI 1-25				RPI 26-50				RPI 51-100 Team's RPI: 79				RPI 101+			
RPI	S	Opponent	Score	RPI	S	Opponent	Score	RPI	S	Opponent	Score	RPI	S	Opponent	Score
3	H	UConn	78 92	27	N	Georgia Tech	54 79	100	A	Lehigh	68 75	101	N	Vanderbilt	69 65
10	H	Princeton	76 78									186	N	Saint Joseph's	55 39
												223	H	Fairfield	74 44
												245	A	Iona	89 37
												247	H	VCU	53 33
												278	H	Sacred Heart	95 69
LAST 12 Division I GAMES:															
101	N	Vanderbilt	69 65	245	A	Iona	89 37	3	H	UConn	78 92				
247	H	VCU	53 33	27	N	Georgia Tech	54 79	100	A	Lehigh	68 75				
223	H	Fairfield	74 44					186	N	Saint Joseph's	55 39				
278	H	Sacred Heart	95 69					10	H	Princeton	76 78				

Non-Div I Games:

Seton Hall

Average RPI Win:	283	WON-LOST	WINNING	LAST 10	STRENGTH OF	OPP. STRENGTH	TEAM	ADJ.	CONF.	ADJ CONF.
Average RPI Loss:	91	RECORD	PCT. RANK	GAMES	SCHEDULE	OF SCHEDULE	RPI	RPI	RPI	RPI
DIV. I ONLY	2- 5	254	1- 0	28	328	195	195	21	21	
DIV. I NON-CONF.	2- 5	254	1- 0	27	328	194	194	20	20	
TOTALS	RPI 1-25	RPI 26-50	W-L RECORDS	RPI 51-100	RPI 101-150	RPI 150+				
2- 5	0- 0	0- 0	OVERALL	0- 4	0- 1	2- 0				
2- 1	0- 0	0- 0	HOME	0- 1	0- 0	2- 0				
0- 4	0- 0	0- 0	AWAY	0- 3	0- 1	0- 0				
0- 0	0- 0	0- 0	NEUTRAL	0- 0	0- 0	0- 0				
2- 5	0- 0	0- 0	NON-CONFERENCE	0- 4	0- 1	2- 0				
2- 1	0- 0	0- 0	HOME	0- 1	0- 0	2- 0				
0- 4	0- 0	0- 0	AWAY	0- 3	0- 1	0- 0				
0- 0	0- 0	0- 0	NEUTRAL	0- 0	0- 0	0- 0				
0- 0	0- 0	0- 0	CONFERENCE	0- 0	0- 0	0- 0				
0- 0	0- 0	0- 0	HOME	0- 0	0- 0	0- 0				
0- 0	0- 0	0- 0	AWAY	0- 0	0- 0	0- 0				
0- 0	0- 0	0- 0	NEUTRAL	0- 0	0- 0	0- 0				

RPI 1-25				RPI 26-50				RPI 51-100				RPI 101+				Team's RPI: 195	
RPI	S	Opponent	Score	RPI	S	Opponent	Score	RPI	S	Opponent	Score	RPI	S	Opponent	Score		
								70	A	Colgate	51	88	122	A	Harvard	51	68
								85	A	Fla. Atlantic	39	83	278	H	Sacred Heart	68	57
								86	H	Binghamton	62	89	288	H	Albany (NY)	52	46
								93	A	Penn	44	92					
LAST 12 Division I GAMES:																	
				288	H	Albany (NY)	52	46	278	H	Sacred Heart	68	57				
				70	A	Colgate	51	88	122	A	Harvard	51	68				
				85	A	Fla. Atlantic	39	83	93	A	Penn	44	92				
									86	H	Binghamton	62	89				

Non-Div I Games:

Siena

South Alabama

Through Games Of 12/10/19

Average RPI Win:	256	WON-LOST	WINNING	LAST 10	STRENGTH OF	OPP. STRENGTH	TEAM	ADJ.	CONF.	ADJ CONF.
Average RPI Loss:	125	RECORD	PCT. RANK	GAMES	SCHEDULE	OF SCHEDULE	RPI	RPI	RPI	RPI
DIV. I ONLY	3- 5	222	1- 1	218	198	273	273	22	22	
DIV. I NON-CONF.	3- 5	224	1- 1	217	198	274	274	22	22	
TOTALS	RPI 1-25	RPI 26-50	W-L RECORDS	RPI 51-100	RPI 101-150	RPI 150+				
3- 5	0- 1	0- 0	OVERALL	0- 0	0- 2	3- 2				
2- 4	0- 1	0- 0	HOME	0- 0	0- 2	2- 1				
1- 1	0- 0	0- 0	AWAY	0- 0	0- 0	1- 1				
0- 0	0- 0	0- 0	NEUTRAL	0- 0	0- 0	0- 0				
3- 5	0- 1	0- 0	NON-CONFERENCE	0- 0	0- 2	3- 2				
2- 4	0- 1	0- 0	HOME	0- 0	0- 2	2- 1				
1- 1	0- 0	0- 0	AWAY	0- 0	0- 0	1- 1				
0- 0	0- 0	0- 0	NEUTRAL	0- 0	0- 0	0- 0				
0- 0	0- 0	0- 0	CONFERENCE	0- 0	0- 0	0- 0				
0- 0	0- 0	0- 0	HOME	0- 0	0- 0	0- 0				
0- 0	0- 0	0- 0	AWAY	0- 0	0- 0	0- 0				
0- 0	0- 0	0- 0	NEUTRAL	0- 0	0- 0	0- 0				

RPI 1-25				RPI 26-50			RPI 51-100			RPI 101+			Team's RPI: 273
RPI	S	Opponent	Score	RPI	S	Opponent	Score	RPI	S	Opponent	Score		
23	H	Rutgers	56 77							111	H	Auburn	62 82
										117	H	Alabama	62 74
										154	H	Miami (OH)	73 76
										180	A	Tulane	62 53
										222	A	UAB	61 77
										248	H	A&M-Corpus Christi	83 82
										340	H	Tennessee St.	70 48
LAST 12 Division I GAMES:													
180	A	Tulane	62 53	248	H	A&M-Corpus Christi	83 82	154	H	Miami (OH)	73 76		
111	H	Auburn	62 82										
340	H	Tennessee St.	70 48										
117	H	Alabama	62 74										
222	A	UAB	61 77										
23	H	Rutgers	56 77										

Non-Div I Games: Mobile 103 59

South Alabama

Loss, Non-Conf, S Site, H Home A Away N Neutral

Average RPI Win:	167	WON-LOST	WINNING	LAST 10	STRENGTH OF	OPP. STRENGTH	TEAM	ADJ.	CONF.	ADJ CONF.
Average RPI Loss:	19	RECORD	PCT. RANK	GAMES	SCHEDULE	OF SCHEDULE	RPI	RPI	RPI	RPI
DIV. I ONLY	9- 1	16	1- 0	67	116	15	15	7	7	
DIV. I NON-CONF.	9- 1	16	1- 0	66	117	15	15	7	7	
TOTALS	RPI 1-25	RPI 26-50	W-L RECORDS	RPI 51-100	RPI 101-150	RPI 150+				
9- 1	0- 1	2- 0	OVERALL	2- 0	0- 0	5- 0				
3- 0	0- 0	0- 0	HOME	0- 0	0- 0	3- 0				
4- 0	0- 0	1- 0	AWAY	1- 0	0- 0	2- 0				
2- 1	0- 1	1- 0	NEUTRAL	1- 0	0- 0	0- 0				
9- 1	0- 1	2- 0	NON-CONFERENCE	2- 0	0- 0	5- 0				
3- 0	0- 0	0- 0	HOME	0- 0	0- 0	3- 0				
4- 0	0- 0	1- 0	AWAY	1- 0	0- 0	2- 0				
2- 1	0- 1	1- 0	NEUTRAL	1- 0	0- 0	0- 0				
0- 0	0- 0	0- 0	CONFERENCE	0- 0	0- 0	0- 0				
0- 0	0- 0	0- 0	HOME	0- 0	0- 0	0- 0				
0- 0	0- 0	0- 0	AWAY	0- 0	0- 0	0- 0				
0- 0	0- 0	0- 0	NEUTRAL	0- 0	0- 0	0- 0				

RPI 1-25				Team's RPI: 15		RPI 26-50				RPI 51-100				RPI 101+			
RPI	S	Opponent	Score	RPI	S	Opponent	Score	RPI	S	Opponent	Score	RPI	S	Opponent	Score		
19	N	Indiana	57 71	29	N	Baylor	74 59	73	A	Temple	78 71	155	A	Dayton	75 49		
				44	A	Maryland	63 54	83	N	Washington St.	68 53	188	A	Clemson	84 48		
												305	H	Appalachian St.	92 50		
												313	H	USC Upstate	112 32		
												316	H	Alabama St.	103 43		
LAST 12 Division I GAMES:																	
305	H	Appalachian St.	92 50	73	A	Temple	78 71										
155	A	Dayton	75 49	29	N	Baylor	74 59										
44	A	Maryland	63 54	83	N	Washington St.	68 53										
316	H	Alabama St.	103 43	19	N	Indiana	57 71										
				188	A	Clemson	84 48										
				313	H	USC Upstate	112 32										

Non-Div I Games:

South Carolina

Average RPI Win:	312	WON-LOST	WINNING	LAST 10	STRENGTH OF	OPP. STRENGTH	TEAM	ADJ.	CONF.	ADJ CONF.
Average RPI Loss:	250	RECORD	PCT. RANK	GAMES	SCHEDULE	OF SCHEDULE	RPI	RPI	RPI	RPI
DIV. I ONLY	1- 8	323	0- 1	338	302	346	346	31	31	
DIV. I NON-CONF.	1- 8	323	0- 1	338	304	346	346	31	31	
TOTALS	RPI 1-25	RPI 26-50	W-L RECORDS	RPI 51-100	RPI 101-150	RPI 150+				
1- 8	0- 0	0- 0	OVERALL	0- 0	0- 1	1- 7				
0- 5	0- 0	0- 0	HOME	0- 0	0- 1	0- 4				
1- 3	0- 0	0- 0	AWAY	0- 0	0- 0	1- 3				
0- 0	0- 0	0- 0	NEUTRAL	0- 0	0- 0	0- 0				
1- 8	0- 0	0- 0	NON-CONFERENCE	0- 0	0- 1	1- 7				
0- 5	0- 0	0- 0	HOME	0- 0	0- 1	0- 4				
1- 3	0- 0	0- 0	AWAY	0- 0	0- 0	1- 3				
0- 0	0- 0	0- 0	NEUTRAL	0- 0	0- 0	0- 0				
0- 0	0- 0	0- 0	CONFERENCE	0- 0	0- 0	0- 0				
0- 0	0- 0	0- 0	HOME	0- 0	0- 0	0- 0				
0- 0	0- 0	0- 0	AWAY	0- 0	0- 0	0- 0				
0- 0	0- 0	0- 0	NEUTRAL	0- 0	0- 0	0- 0				

RPI 1-25				RPI 26-50				RPI 51-100				RPI 101+				Team's RPI: 346	
RPI	S	Opponent	Score	RPI	S	Opponent	Score	RPI	S	Opponent	Score	RPI	S	Opponent	Score		
												120	H	North Dakota	53	95	
												243	H	Radford	45	60	
												244	A	UNLV	57	66	
												259	A	UNC Asheville	51	82	
												270	H	Presbyterian	49	70	
												274	A	UNCW	46	84	
												287	H	Mercer	55	66	
												302	H	Col. of Charleston	55	76	
												312	A	Charleston So.	81	75	
LAST 12 Division I GAMES:																	
				259	A	UNC Asheville	51	82	120	H	North Dakota	53	95				
				287	H	Mercer	55	66	244	A	UNLV	57	66				
				270	H	Presbyterian	49	70	302	H	Col. of Charleston	55	76				
									274	A	UNCW	46	84				
									243	H	Radford	45	60				
									312	A	Charleston So.	81	75				

Non-Div I Games:

South Carolina St.

Loss, Non-Conf, S Site, H Home A Away N Neutral

Average RPI Win:	124	WON-LOST	WINNING	LAST 10	STRENGTH OF	OPP. STRENGTH	TEAM	ADJ.	CONF.	ADJ CONF.
Average RPI Loss:	2	RECORD	PCT. RANK	GAMES	SCHEDULE	OF SCHEDULE	RPI	RPI	RPI	RPI
DIV. I ONLY	9- 1	16	1- 0	82	5	14	14	17	17	
DIV. I NON-CONF.	9- 1	16	1- 0	81	5	14	14	17	17	
TOTALS	RPI 1-25	RPI 26-50	W-L RECORDS	RPI 51-100	RPI 101-150	RPI 150+				
9- 1	3- 1	0- 0	OVERALL	1- 0	0- 0	5- 0				
4- 1	2- 1	0- 0	HOME	0- 0	0- 0	2- 0				
3- 0	0- 0	0- 0	AWAY	1- 0	0- 0	2- 0				
2- 0	1- 0	0- 0	NEUTRAL	0- 0	0- 0	1- 0				
9- 1	3- 1	0- 0	NON-CONFERENCE	1- 0	0- 0	5- 0				
4- 1	2- 1	0- 0	HOME	0- 0	0- 0	2- 0				
3- 0	0- 0	0- 0	AWAY	1- 0	0- 0	2- 0				
2- 0	1- 0	0- 0	NEUTRAL	0- 0	0- 0	1- 0				
0- 0	0- 0	0- 0	CONFERENCE	0- 0	0- 0	0- 0				
0- 0	0- 0	0- 0	HOME	0- 0	0- 0	0- 0				
0- 0	0- 0	0- 0	AWAY	0- 0	0- 0	0- 0				
0- 0	0- 0	0- 0	NEUTRAL	0- 0	0- 0	0- 0				

RPI	S	Opponent	Score	RPI	S	Opponent	Score	RPI	S	Opponent	Score	RPI	S	Opponent	Score
2	H	Missouri St.	66 74					61	A	Green Bay	66 60	160	N	Northern Ill.	91 48
8	H	Creighton	72 65									169	H	Missouri	72 56
12	N	Ohio St.	68 53									187	A	Northeastern	80 76
18	H	Drake	102 94									193	A	Utah	84 81
												308	H	Coppin St.	82 44
LAST 12 Division I GAMES:															
308	H	Coppin St.	82 44	169	H	Missouri	72 56								
8	H	Creighton	72 65	193	A	Utah	84 81								
160	N	Northern Ill.	91 48	18	H	Drake	102 94								
12	N	Ohio St.	68 53	61	A	Green Bay	66 60								
2	H	Missouri St.	66 74	187	A	Northeastern	80 76								

Non-Div I Games:

South Dakota

Average RPI Win:	150	WON-LOST	WINNING	LAST 10	STRENGTH OF	OPP. STRENGTH	TEAM	ADJ.	CONF.	ADJ CONF.
Average RPI Loss:	14	RECORD	PCT. RANK	GAMES	SCHEDULE	OF SCHEDULE	RPI	RPI	RPI	RPI
DIV. I ONLY	5- 4	144	0- 1	45	9	48	48	17	17	
DIV. I NON-CONF.	5- 4	144	0- 1	44	9	48	48	17	17	
TOTALS	RPI 1-25	RPI 26-50	W-L RECORDS	RPI 51-100	RPI 101-150	RPI 150+				
5- 4	0- 4	0- 0	OVERALL	1- 0	3- 0	1- 0				
3- 0	0- 0	0- 0	HOME	0- 0	2- 0	1- 0				
0- 3	0- 3	0- 0	AWAY	0- 0	0- 0	0- 0				
2- 1	0- 1	0- 0	NEUTRAL	1- 0	1- 0	0- 0				
5- 4	0- 4	0- 0	NON-CONFERENCE	1- 0	3- 0	1- 0				
3- 0	0- 0	0- 0	HOME	0- 0	2- 0	1- 0				
0- 3	0- 3	0- 0	AWAY	0- 0	0- 0	0- 0				
2- 1	0- 1	0- 0	NEUTRAL	1- 0	1- 0	0- 0				
0- 0	0- 0	0- 0	CONFERENCE	0- 0	0- 0	0- 0				
0- 0	0- 0	0- 0	HOME	0- 0	0- 0	0- 0				
0- 0	0- 0	0- 0	AWAY	0- 0	0- 0	0- 0				
0- 0	0- 0	0- 0	NEUTRAL	0- 0	0- 0	0- 0				

RPI 1-25				RPI 26-50		Team's RPI: 48		RPI 51-100				RPI 101+			
RPI	S	Opponent	Score	RPI	S	Opponent	Score	RPI	S	Opponent	Score	RPI	S	Opponent	Score
8	A	Creighton	48 61					76	N	Notre Dame	65 59	103	H	Wyoming	67 40
13	A	Oregon	56 95									121	H	Montana St.	60 50
16	N	FGCU	70 71									143	N	South Fla.	61 50
18	A	Drake	67 74									308	H	Coppin St.	94 41
LAST 12 Division I GAMES:															
308	H	Coppin St.	94 41	13	A	Oregon	56 95								
16	N	FGCU	70 71	8	A	Creighton	48 61								
76	N	Notre Dame	65 59	18	A	Drake	67 74								
143	N	South Fla.	61 50												
103	H	Wyoming	67 40												
121	H	Montana St.	60 50												

Non-Div I Games: Dakota Wesleyan 77 46

South Dakota St.

Average RPI Win:	223	WON-LOST	WINNING	LAST 10	STRENGTH OF	OPP. STRENGTH	TEAM	ADJ.	CONF.	ADJ CONF.
Average RPI Loss:	42	RECORD	PCT. RANK	GAMES	SCHEDULE	OF SCHEDULE	RPI	RPI	RPI	RPI
DIV. I ONLY	6- 4	119	1- 0	155	63	143	143	9	9	
DIV. I NON-CONF.	6- 4	120	1- 0	156	63	142	142	9	9	
TOTALS	RPI 1-25	RPI 26-50	W-L RECORDS	RPI 51-100	RPI 101-150	RPI 150+				
6- 4	0- 1	0- 2	OVERALL	0- 1	1- 0	5- 0				
6- 0	0- 0	0- 0	HOME	0- 0	1- 0	5- 0				
0- 1	0- 0	0- 1	AWAY	0- 0	0- 0	0- 0				
0- 3	0- 1	0- 1	NEUTRAL	0- 1	0- 0	0- 0				
6- 4	0- 1	0- 2	NON-CONFERENCE	0- 1	1- 0	5- 0				
6- 0	0- 0	0- 0	HOME	0- 0	1- 0	5- 0				
0- 1	0- 0	0- 1	AWAY	0- 0	0- 0	0- 0				
0- 3	0- 1	0- 1	NEUTRAL	0- 1	0- 0	0- 0				
0- 0	0- 0	0- 0	CONFERENCE	0- 0	0- 0	0- 0				
0- 0	0- 0	0- 0	HOME	0- 0	0- 0	0- 0				
0- 0	0- 0	0- 0	AWAY	0- 0	0- 0	0- 0				
0- 0	0- 0	0- 0	NEUTRAL	0- 0	0- 0	0- 0				

RPI S	Opponent	Score	RPI S	Opponent	Score	RPI S	Opponent	Score	RPI S	Opponent	Score	Team's RPI: 143
16 N	FGCU	77 81	29 A	Baylor	46 58	76 N	Notre Dame	51 67	126 H	Texas	64 57	
			48 N	South Dakota St.	50 61				189 H	Saint Francis (PA)	62 23	
									218 H	Jacksonville	70 39	
									241 H	Howard	82 53	
									247 H	VCU	77 55	
									316 H	Alabama St.	80 29	
LAST 12 Division I GAMES:												
189 H	Saint Francis (PA)	62 23	316 H	Alabama St.	80 29							
29 A	Baylor	46 58	76 N	Notre Dame	51 67							
247 H	VCU	77 55	16 N	FGCU	77 81							
241 H	Howard	82 53	48 N	South Dakota St.	50 61							
126 H	Texas	64 57										
218 H	Jacksonville	70 39										

Non-Div I Games:

South Fla.

Average RPI Win:	262	WON-LOST	WINNING	LAST 10	STRENGTH OF	OPP. STRENGTH	TEAM	ADJ.	CONF.	ADJ CONF.
Average RPI Loss:	119	RECORD	PCT. RANK	GAMES	SCHEDULE	OF SCHEDULE	RPI	RPI	RPI	RPI
DIV. I ONLY	4- 2	84	1- 0	316	150	167	167	23	23	
DIV. I NON-CONF.	4- 2	82	1- 0	317	148	164	164	23	23	
TOTALS	RPI 1-25	RPI 26-50	W-L RECORDS	RPI 51-100	RPI 101-150	RPI 150+				
4- 2	0- 0	0- 1	OVERALL	0- 0	1- 0	3- 1				
2- 0	0- 0	0- 0	HOME	0- 0	1- 0	1- 0				
2- 2	0- 0	0- 1	AWAY	0- 0	0- 0	2- 1				
0- 0	0- 0	0- 0	NEUTRAL	0- 0	0- 0	0- 0				
4- 2	0- 0	0- 1	NON-CONFERENCE	0- 0	1- 0	3- 1				
2- 0	0- 0	0- 0	HOME	0- 0	1- 0	1- 0				
2- 2	0- 0	0- 1	AWAY	0- 0	0- 0	2- 1				
0- 0	0- 0	0- 0	NEUTRAL	0- 0	0- 0	0- 0				
0- 0	0- 0	0- 0	CONFERENCE	0- 0	0- 0	0- 0				
0- 0	0- 0	0- 0	HOME	0- 0	0- 0	0- 0				
0- 0	0- 0	0- 0	AWAY	0- 0	0- 0	0- 0				
0- 0	0- 0	0- 0	NEUTRAL	0- 0	0- 0	0- 0				

RPI 1-25			RPI 26-50			RPI 51-100			RPI 101+			Team's RPI: 167
RPI	S	Opponent	Score	RPI	S	Opponent	Score	RPI	S	Opponent	Score	
				38	A	Saint Louis	61 76					
								123	H	Southern Ill.	79 65	
								200	A	Eastern Mich.	64 69	
								269	A	Arkansas St.	79 67	
								321	H	Evansville	83 60	
								335	A	Purdue Fort Wayne	58 48	
LAST 12 Division I GAMES:												
								123	H	Southern Ill.	79 65	
								38	A	Saint Louis	61 76	
								335	A	Purdue Fort Wayne	58 48	
								200	A	Eastern Mich.	64 69	
								269	A	Arkansas St.	79 67	
								321	H	Evansville	83 60	

Non-Div I Games: Mo.-St. Louis 70 56

Southeast Mo. St.

■ Loss,
 ■ Non-Conf,
 ■ S Site,
 ■ Home
 ■ A Away
 N Neutral

Average RPI Win:	310	WON-LOST	WINNING	LAST 10	STRENGTH OF	OPP. STRENGTH	TEAM	ADJ.	CONF.	ADJ CONF.
Average RPI Loss:	139	RECORD	PCT. RANK	GAMES	SCHEDULE	OF SCHEDULE	RPI	RPI	RPI	RPI
DIV. I ONLY	2- 4	230	1- 0	209	310	233	233	26	26	
DIV. I NON-CONF.	2- 4	230	1- 0	208	311	233	233	26	26	
TOTALS	RPI 1-25	RPI 26-50	W-L RECORDS	RPI 51-100	RPI 101-150	RPI 150+				
2- 4	0- 0	0- 1	OVERALL	0- 0	0- 1	2- 2				
1- 0	0- 0	0- 0	HOME	0- 0	0- 0	1- 0				
1- 4	0- 0	0- 1	AWAY	0- 0	0- 1	1- 2				
0- 0	0- 0	0- 0	NEUTRAL	0- 0	0- 0	0- 0				
2- 4	0- 0	0- 1	NON-CONFERENCE	0- 0	0- 1	2- 2				
1- 0	0- 0	0- 0	HOME	0- 0	0- 0	1- 0				
1- 4	0- 0	0- 1	AWAY	0- 0	0- 1	1- 2				
0- 0	0- 0	0- 0	NEUTRAL	0- 0	0- 0	0- 0				
0- 0	0- 0	0- 0	CONFERENCE	0- 0	0- 0	0- 0				
0- 0	0- 0	0- 0	HOME	0- 0	0- 0	0- 0				
0- 0	0- 0	0- 0	AWAY	0- 0	0- 0	0- 0				
0- 0	0- 0	0- 0	NEUTRAL	0- 0	0- 0	0- 0				

RPI 1-25			RPI 26-50			RPI 51-100			RPI 101+			Team's RPI: 233
RPI	S	Opponent	Score	RPI	S	Opponent	Score	RPI	S	Opponent	Score	
				45	A	LSU	52 62					
								118	A	Houston	65 78	
								182	A	Southern Miss.	54 62	
								209	A	Louisiana	50 60	
								272	H	Jackson St.	63 59	
								348	A	La.-Monroe	65 52	
LAST 12 Division I GAMES:												
				272	H	Jackson St.	63 59					
				348	A	La.-Monroe	65 52					
				45	A	LSU	52 62					
				209	A	Louisiana	50 60					
				182	A	Southern Miss.	54 62					
				118	A	Houston	65 78					

Non-Div I Games: LSU-Alexandria 89 67

Southeastern La.

Average RPI Win:	155	WON-LOST	WINNING	LAST 10	STRENGTH OF	OPP. STRENGTH	TEAM	ADJ.	CONF.	ADJ CONF.
Average RPI Loss:	127	RECORD	PCT. RANK	GAMES	SCHEDULE	OF SCHEDULE	RPI	RPI	RPI	RPI
DIV. I ONLY	4- 3	129	1- 0	81	100	80	80	1	1	
DIV. I NON-CONF.	4- 3	131	1- 0	80	100	80	80	1	1	
TOTALS	RPI 1-25	RPI 26-50	W-L RECORDS	RPI 51-100	RPI 101-150	RPI 150+				
4- 3	1- 0	0- 1	OVERALL	0- 1	1- 0	2- 1				
1- 1	1- 0	0- 1	HOME	0- 0	0- 0	0- 0				
2- 1	0- 0	0- 0	AWAY	0- 0	0- 0	2- 1				
1- 1	0- 0	0- 0	NEUTRAL	0- 1	1- 0	0- 0				
4- 3	1- 0	0- 1	NON-CONFERENCE	0- 1	1- 0	2- 1				
1- 1	1- 0	0- 1	HOME	0- 0	0- 0	0- 0				
2- 1	0- 0	0- 0	AWAY	0- 0	0- 0	2- 1				
1- 1	0- 0	0- 0	NEUTRAL	0- 1	1- 0	0- 0				
0- 0	0- 0	0- 0	CONFERENCE	0- 0	0- 0	0- 0				
0- 0	0- 0	0- 0	HOME	0- 0	0- 0	0- 0				
0- 0	0- 0	0- 0	AWAY	0- 0	0- 0	0- 0				
0- 0	0- 0	0- 0	NEUTRAL	0- 0	0- 0	0- 0				

RPI 1-25				RPI 26-50				RPI 51-100				RPI 101+			
RPI	S	Opponent	Score	RPI	S	Opponent	Score	RPI	S	Opponent	Score	RPI	S	Opponent	Score
20	H	Virginia	59 49	33	H	Texas A&M	64 74	81	N	Nebraska	54 67	117	N	Alabama	60 57
												226	A	CSUN	69 53
												258	A	UC Riverside	76 59
												266	A	UC Santa Barbara	46 57
LAST 12 Division I GAMES:															
				226	A	CSUN	69 53	117	N	Alabama	60 57				
								81	N	Nebraska	54 67				
								33	H	Texas A&M	64 74				
								266	A	UC Santa Barbara	46 57				
								258	A	UC Riverside	76 59				
								20	H	Virginia	59 49				

Non-Div I Games:

Southern California

■ Loss,
 ■ Non-Conf,
 ■ S Site,
 ■ H Home
 ■ A Away
 N Neutral

Average RPI Win:	182	WON-LOST	WINNING	LAST 10	STRENGTH OF	OPP. STRENGTH	TEAM	ADJ.	CONF.	ADJ CONF.
Average RPI Loss:	130	RECORD	PCT. RANK	GAMES	SCHEDULE	OF SCHEDULE	RPI	RPI	RPI	RPI
DIV. I ONLY	5- 3	105	0- 1	198	122	123	123	5	5	
DIV. I NON-CONF.	5- 3	104	0- 1	196	122	122	122	5	5	
TOTALS	RPI 1-25	RPI 26-50	W-L RECORDS	RPI 51-100	RPI 101-150	RPI 150+				
5- 3	0- 0	1- 0	OVERALL	0- 1	1- 1	3- 1				
3- 1	0- 0	1- 0	HOME	0- 0	1- 1	1- 0				
2- 2	0- 0	0- 0	AWAY	0- 1	0- 0	2- 1				
0- 0	0- 0	0- 0	NEUTRAL	0- 0	0- 0	0- 0				
5- 3	0- 0	1- 0	NON-CONFERENCE	0- 1	1- 1	3- 1				
3- 1	0- 0	1- 0	HOME	0- 0	1- 1	1- 0				
2- 2	0- 0	0- 0	AWAY	0- 1	0- 0	2- 1				
0- 0	0- 0	0- 0	NEUTRAL	0- 0	0- 0	0- 0				
0- 0	0- 0	0- 0	CONFERENCE	0- 0	0- 0	0- 0				
0- 0	0- 0	0- 0	HOME	0- 0	0- 0	0- 0				
0- 0	0- 0	0- 0	AWAY	0- 0	0- 0	0- 0				
0- 0	0- 0	0- 0	NEUTRAL	0- 0	0- 0	0- 0				

RPI S	Opponent	Score	RPI S	Opponent	Score	RPI S	Opponent	Score	RPI S	Opponent	Score	Team's RPI: 123
			38 H	Saint Louis	61 53	75 A	IUPUI	78 81	145 H	UT Martin	70 59	
									148 H	Memphis	66 70	
									167 A	Southeast Mo. St.	65 79	
									200 A	Eastern Mich.	85 54	
									256 H	Tennessee Tech	76 65	
									271 A	SIUE	103 67	
LAST 12 Division I GAMES:												
			167 A	Southeast Mo. St.	65 79	256 H	Tennessee Tech	76 65				
			145 H	UT Martin	70 59	75 A	IUPUI	78 81				
			38 H	Saint Louis	61 53	271 A	SIUE	103 67				
			200 A	Eastern Mich.	85 54							
			148 H	Memphis	66 70							

Non-Div I Games:

Southern Ill.

Average RPI Win:	284	WON-LOST	WINNING	LAST 10	STRENGTH OF	OPP. STRENGTH	TEAM	ADJ.	CONF.	ADJ CONF.
Average RPI Loss:	96	RECORD	PCT. RANK	GAMES	SCHEDULE	OF SCHEDULE	RPI	RPI	RPI	RPI
DIV. I ONLY	5- 2	73	0- 1	293	218	182	182	13	13	
DIV. I NON-CONF.	5- 2	74	0- 1	293	217	181	181	13	13	
TOTALS	RPI 1-25	RPI 26-50	W-L RECORDS	RPI 51-100	RPI 101-150	RPI 150+				
5- 2	0- 1	0- 0	OVERALL	0- 0	0- 0	5- 1				
4- 1	0- 0	0- 0	HOME	0- 0	0- 0	4- 1				
1- 1	0- 1	0- 0	AWAY	0- 0	0- 0	1- 0				
0- 0	0- 0	0- 0	NEUTRAL	0- 0	0- 0	0- 0				
5- 2	0- 1	0- 0	NON-CONFERENCE	0- 0	0- 0	5- 1				
4- 1	0- 0	0- 0	HOME	0- 0	0- 0	4- 1				
1- 1	0- 1	0- 0	AWAY	0- 0	0- 0	1- 0				
0- 0	0- 0	0- 0	NEUTRAL	0- 0	0- 0	0- 0				
0- 0	0- 0	0- 0	CONFERENCE	0- 0	0- 0	0- 0				
0- 0	0- 0	0- 0	HOME	0- 0	0- 0	0- 0				
0- 0	0- 0	0- 0	AWAY	0- 0	0- 0	0- 0				
0- 0	0- 0	0- 0	NEUTRAL	0- 0	0- 0	0- 0				

RPI 1-25				RPI 26-50				RPI 51-100				RPI 101+ Team's RPI: 182			
RPI	S	Opponent	Score	RPI	S	Opponent	Score	RPI	S	Opponent	Score	RPI	S	Opponent	Score
11	A	Mississippi St.	58 91									180	H	Tulane	58 62
												233	H	Southeastern La.	62 54
												247	H	VCU	51 39
												257	H	Ole Miss	59 53
												333	H	Mississippi Val.	84 80
												348	A	La.-Monroe	57 42
LAST 12 Division I GAMES:															
257	H	Ole Miss	59 53	180	H	Tulane	58 62								
348	A	La.-Monroe	57 42	247	H	VCU	51 39								
233	H	Southeastern La.	62 54	333	H	Mississippi Val.	84 80								
11	A	Mississippi St.	58 91												

Non-Div I Games: William Carey 77 47

Southern Miss.

Average RPI Win:	0	WON-LOST	WINNING	LAST 10	STRENGTH OF	OPP. STRENGTH	TEAM	ADJ.	CONF.	ADJ CONF.
Average RPI Loss:	113	RECORD	PCT. RANK	GAMES	SCHEDULE	OF SCHEDULE	RPI	RPI	RPI	RPI
DIV. I ONLY	0- 4	334	0- 1	7	303	230	230	28	28	
DIV. I NON-CONF.	0- 4	334	0- 1	8	305	230	230	28	28	
TOTALS	RPI 1-25	RPI 26-50	W-L RECORDS	RPI 51-100	RPI 101-150	RPI 150+				
0- 4	0- 0	0- 0	OVERALL	0- 1	0- 3	0- 0				
0- 0	0- 0	0- 0	HOME	0- 0	0- 0	0- 0				
0- 4	0- 0	0- 0	AWAY	0- 1	0- 3	0- 0				
0- 0	0- 0	0- 0	NEUTRAL	0- 0	0- 0	0- 0				
0- 4	0- 0	0- 0	NON-CONFERENCE	0- 1	0- 3	0- 0				
0- 0	0- 0	0- 0	HOME	0- 0	0- 0	0- 0				
0- 4	0- 0	0- 0	AWAY	0- 1	0- 3	0- 0				
0- 0	0- 0	0- 0	NEUTRAL	0- 0	0- 0	0- 0				
0- 0	0- 0	0- 0	CONFERENCE	0- 0	0- 0	0- 0				
0- 0	0- 0	0- 0	HOME	0- 0	0- 0	0- 0				
0- 0	0- 0	0- 0	AWAY	0- 0	0- 0	0- 0				
0- 0	0- 0	0- 0	NEUTRAL	0- 0	0- 0	0- 0				

RPI 1-25				RPI 26-50				RPI 51-100				RPI 101+ Team's RPI: 230					
RPI	S	Opponent	Score	RPI	S	Opponent	Score	RPI	S	Opponent	Score	RPI	S	Opponent	Score		
								81	A	Nebraska	39	73	109	A	Iowa St.	36	69
													126	A	Texas	39	93
													137	A	Wichita St.	63	69
LAST 12 Division I GAMES:																	
								126	A	Texas	39	93	137	A	Wichita St.	63	69
								81	A	Nebraska	39	73	109	A	Iowa St.	36	69

Non-Div I Games: Tougaloo 100 39 Wiley 78 55

Southern U.

Southern Utah

Through Games Of 12/10/19

Average RPI Win:	249	WON-LOST	WINNING	LAST 10	STRENGTH OF	OPP. STRENGTH	TEAM	ADJ.	CONF.	ADJ CONF.
Average RPI Loss:	143	RECORD	PCT. RANK	GAMES	SCHEDULE	OF SCHEDULE	RPI	RPI	RPI	RPI
DIV. I ONLY	5- 2	73	1- 0	305	78	140	140	18	18	
DIV. I NON-CONF.	5- 2	74	1- 0	305	77	139	139	18	18	
TOTALS	RPI 1-25	RPI 26-50	W-L RECORDS	RPI 51-100	RPI 101-150	RPI 150+				
5- 2	0- 1	0- 0	OVERALL	0- 0	0- 0	5- 1				
4- 0	0- 0	0- 0	HOME	0- 0	0- 0	4- 0				
1- 2	0- 1	0- 0	AWAY	0- 0	0- 0	1- 1				
0- 0	0- 0	0- 0	NEUTRAL	0- 0	0- 0	0- 0				
5- 2	0- 1	0- 0	NON-CONFERENCE	0- 0	0- 0	5- 1				
4- 0	0- 0	0- 0	HOME	0- 0	0- 0	4- 0				
1- 2	0- 1	0- 0	AWAY	0- 0	0- 0	1- 1				
0- 0	0- 0	0- 0	NEUTRAL	0- 0	0- 0	0- 0				
0- 0	0- 0	0- 0	CONFERENCE	0- 0	0- 0	0- 0				
0- 0	0- 0	0- 0	HOME	0- 0	0- 0	0- 0				
0- 0	0- 0	0- 0	AWAY	0- 0	0- 0	0- 0				
0- 0	0- 0	0- 0	NEUTRAL	0- 0	0- 0	0- 0				

RPI 1-25				RPI 26-50			RPI 51-100			RPI 101+			Team's RPI: 140
RPI	S	Opponent	Score	RPI	S	Opponent	Score	RPI	S	Opponent	Score		
1	A	Oregon St.	45 95							194	H	UC Irvine	82 68
										225	H	Oral Roberts	72 58
										239	H	Cal St. Fullerton	79 63
										244	H	UNLV	72 68
										285	A	Grand Canyon	65 69
										341	A	Utah Valley	71 58
LAST 12 Division I GAMES:													
285	A	Grand Canyon	65 69	194	H	UC Irvine	82 68						
341	A	Utah Valley	71 58	225	H	Oral Roberts	72 58						
239	H	Cal St. Fullerton	79 63	1	A	Oregon St.	45 95						
				244	H	UNLV	72 68						

Non-Div I Games:

Southern Utah

■ Loss,
 ■ Non-Conf, S Site,
 ■ Home
 ■ Away
 N Neutral

Average RPI Win:	236	WON-LOST	WINNING	LAST 10	STRENGTH OF	OPP. STRENGTH	TEAM	ADJ.	CONF.	ADJ CONF.
Average RPI Loss:	138	RECORD	PCT. RANK	GAMES	SCHEDULE	OF SCHEDULE	RPI	RPI	RPI	RPI
DIV. I ONLY	1- 8	323	0- 1	97	273	289	289	10	10	
DIV. I NON-CONF.	1- 8	323	0- 1	97	274	290	290	10	10	
TOTALS	RPI 1-25	RPI 26-50	W-L RECORDS	RPI 51-100	RPI 101-150	RPI 150+				
1- 8	0- 0	0- 0	OVERALL	0- 4	0- 1	1- 3				
1- 4	0- 0	0- 0	HOME	0- 2	0- 0	1- 2				
0- 4	0- 0	0- 0	AWAY	0- 2	0- 1	0- 1				
0- 0	0- 0	0- 0	NEUTRAL	0- 0	0- 0	0- 0				
1- 8	0- 0	0- 0	NON-CONFERENCE	0- 4	0- 1	1- 3				
1- 4	0- 0	0- 0	HOME	0- 2	0- 0	1- 2				
0- 4	0- 0	0- 0	AWAY	0- 2	0- 1	0- 1				
0- 0	0- 0	0- 0	NEUTRAL	0- 0	0- 0	0- 0				
0- 0	0- 0	0- 0	CONFERENCE	0- 0	0- 0	0- 0				
0- 0	0- 0	0- 0	HOME	0- 0	0- 0	0- 0				
0- 0	0- 0	0- 0	AWAY	0- 0	0- 0	0- 0				
0- 0	0- 0	0- 0	NEUTRAL	0- 0	0- 0	0- 0				

RPI 1-25				RPI 26-50				RPI 51-100				RPI 101+				Team's RPI: 289	
RPI	S	Opponent	Score	RPI	S	Opponent	Score	RPI	S	Opponent	Score	RPI	S	Opponent	Score		
								72	A	Kent St.	58	81	131	A	Bucknell	60	68
								84	H	St. John's (NY)	56	68	151	H	Cleveland St.	62	65
								86	A	Binghamton	67	78	165	H	Akron	54	63
								89	H	Buffalo	36	46	236	H	Niagara	71	67
													328	A	Canisius	82	84
LAST 12 Division I GAMES:																	
				89	H	Buffalo	36	46	151	H	Cleveland St.	62	65				
				72	A	Kent St.	58	81	328	A	Canisius	82	84				
				86	A	Binghamton	67	78	131	A	Bucknell	60	68				
									165	H	Akron	54	63				
									236	H	Niagara	71	67				
									84	H	St. John's (NY)	56	68				

Non-Div I Games:

St. Bonaventure

Average RPI Win:	264	WON-LOST	WINNING	LAST 10	STRENGTH OF	OPP. STRENGTH	TEAM	ADJ.	CONF.	ADJ CONF.
Average RPI Loss:	115	RECORD	PCT. RANK	GAMES	SCHEDULE	OF SCHEDULE	RPI	RPI	RPI	RPI
DIV. I ONLY	2- 5	254	0- 0	141	189	246	246	29	29	
DIV. I NON-CONF.	2- 5	254	0- 0	142	187	246	246	29	29	
TOTALS	RPI 1-25	RPI 26-50	W-L RECORDS	RPI 51-100	RPI 101-150	RPI 150+				
2- 5	0- 1	0- 1	OVERALL	0- 1	0- 1	2- 1				
2- 1	0- 0	0- 0	HOME	0- 0	0- 1	2- 0				
0- 4	0- 1	0- 1	AWAY	0- 1	0- 0	0- 1				
0- 0	0- 0	0- 0	NEUTRAL	0- 0	0- 0	0- 0				
2- 5	0- 1	0- 1	NON-CONFERENCE	0- 1	0- 1	2- 1				
2- 1	0- 0	0- 0	HOME	0- 0	0- 1	2- 0				
0- 4	0- 1	0- 1	AWAY	0- 1	0- 0	0- 1				
0- 0	0- 0	0- 0	NEUTRAL	0- 0	0- 0	0- 0				
0- 0	0- 0	0- 0	CONFERENCE	0- 0	0- 0	0- 0				
0- 0	0- 0	0- 0	HOME	0- 0	0- 0	0- 0				
0- 0	0- 0	0- 0	AWAY	0- 0	0- 0	0- 0				
0- 0	0- 0	0- 0	NEUTRAL	0- 0	0- 0	0- 0				

RPI 1-25				RPI 26-50				RPI 51-100				RPI 101+ Team's RPI: 246			
RPI	S	Opponent	Score	RPI	S	Opponent	Score	RPI	S	Opponent	Score	RPI	S	Opponent	Score
10	A	Princeton	44 76	50	A	Marquette	71 92	90	A	Boston College	69 106	128	H	Stony Brook	73 86
												242	H	Army West Point	70 64
												286	H	Loyola Maryland	89 78
												296	A	NJIT	69 88
LAST 12 Division I GAMES:															
10	A	Princeton	44 76	128	H	Stony Brook	73 86								
296	A	NJIT	69 88												
286	H	Loyola Maryland	89 78												
242	H	Army West Point	70 64												
90	A	Boston College	69 106												
50	A	Marquette	71 92												

Non-Div I Games: East Stroudsburg 84 62

St. Francis Brooklyn

■ Loss,
 ■ Non-Conf,
 ■ S Site,
 ■ H Home
 ■ A Away
 N Neutral

Average RPI Win:	201	WON-LOST	WINNING	LAST 10	STRENGTH OF	OPP. STRENGTH	TEAM	ADJ.	CONF.	ADJ CONF.
Average RPI Loss:	132	RECORD	PCT. RANK	GAMES	SCHEDULE	OF SCHEDULE	RPI	RPI	RPI	RPI
DIV. I ONLY	6- 3	84	0- 1	158	136	84	84	6	6	
DIV. I NON-CONF.	6- 3	82	0- 1	159	136	85	85	6	6	
TOTALS	RPI 1-25	RPI 26-50	W-L RECORDS	RPI 51-100	RPI 101-150	RPI 150+				
6- 3	0- 0	0- 0	OVERALL	1- 2	0- 0	5- 1				
4- 0	0- 0	0- 0	HOME	0- 0	0- 0	4- 0				
2- 2	0- 0	0- 0	AWAY	1- 1	0- 0	1- 1				
0- 1	0- 0	0- 0	NEUTRAL	0- 1	0- 0	0- 0				
6- 3	0- 0	0- 0	NON-CONFERENCE	1- 2	0- 0	5- 1				
4- 0	0- 0	0- 0	HOME	0- 0	0- 0	4- 0				
2- 2	0- 0	0- 0	AWAY	1- 1	0- 0	1- 1				
0- 1	0- 0	0- 0	NEUTRAL	0- 1	0- 0	0- 0				
0- 0	0- 0	0- 0	CONFERENCE	0- 0	0- 0	0- 0				
0- 0	0- 0	0- 0	HOME	0- 0	0- 0	0- 0				
0- 0	0- 0	0- 0	AWAY	0- 0	0- 0	0- 0				
0- 0	0- 0	0- 0	NEUTRAL	0- 0	0- 0	0- 0				

RPI 1-25			RPI 26-50			RPI 51-100			Team's RPI: 84	RPI 101+		
RPI	S	Opponent	Score	RPI	S	Opponent	Score	RPI	S	Opponent	Score	
						59	A Yale	80	66	184	H Massachusetts	82 71
						75	N IUPUI	78	85	202	H Wake Forest	82 74
						78	A James Madison	73	76	227	H Lafayette	76 44
										242	H Army West Point	96 60
										244	A UNLV	75 79
										289	A St. Bonaventure	68 56
LAST 12 Division I GAMES:												
202	H	Wake Forest	82 74	244	A	UNLV	75 79					
78	A	James Madison	73 76	242	H	Army West Point	96 60					
227	H	Lafayette	76 44	59	A	Yale	80 66					
289	A	St. Bonaventure	68 56	75	N	IUPUI	78 85					
				184	H	Massachusetts	82 71					

Non-Div I Games:

St. John's (NY)

Average RPI Win:	118	WON-LOST	WINNING	LAST 10	STRENGTH OF	OPP. STRENGTH	TEAM	ADJ.	CONF.	ADJ CONF.
Average RPI Loss:	0	RECORD	PCT. RANK	GAMES	SCHEDULE	OF SCHEDULE	RPI	RPI	RPI	RPI
DIV. I ONLY	8- 0	1	1- 0	31	29	4	4	1	1	
DIV. I NON-CONF.	8- 0	1	1- 0	30	29	4	4	1	1	
TOTALS	RPI 1-25	RPI 26-50	W-L RECORDS	RPI 51-100	RPI 101-150	RPI 150+				
8- 0	2- 0	0- 0	OVERALL	2- 0	1- 0	3- 0				
4- 0	1- 0	0- 0	HOME	1- 0	0- 0	2- 0				
1- 0	0- 0	0- 0	AWAY	1- 0	0- 0	0- 0				
3- 0	1- 0	0- 0	NEUTRAL	0- 0	1- 0	1- 0				
8- 0	2- 0	0- 0	NON-CONFERENCE	2- 0	1- 0	3- 0				
4- 0	1- 0	0- 0	HOME	1- 0	0- 0	2- 0				
1- 0	0- 0	0- 0	AWAY	1- 0	0- 0	0- 0				
3- 0	1- 0	0- 0	NEUTRAL	0- 0	1- 0	1- 0				
0- 0	0- 0	0- 0	CONFERENCE	0- 0	0- 0	0- 0				
0- 0	0- 0	0- 0	HOME	0- 0	0- 0	0- 0				
0- 0	0- 0	0- 0	AWAY	0- 0	0- 0	0- 0				
0- 0	0- 0	0- 0	NEUTRAL	0- 0	0- 0	0- 0				

RPI 1-25				Team's RPI: 4				RPI 26-50				RPI 51-100				RPI 101+			
RPI	S	Opponent	Score					RPI	S	Opponent	Score	RPI	S	Opponent	Score	RPI	S	Opponent	Score
7	H	Gonzaga	76 70									89	H	Buffalo	88 69	115	N	Syracuse	77 59
11	N	Mississippi St.	67 62									95	A	San Francisco	97 71	191	H	Northern Colo.	90 36
																212	N	California Baptist	83 78
																221	H	Eastern Wash.	92 27
LAST 12 Division I GAMES:																			
115	N	Syracuse	77 59					212	N	California Baptist	83 78								
11	N	Mississippi St.	67 62					89	H	Buffalo	88 69								
								7	H	Gonzaga	76 70								
								191	H	Northern Colo.	90 36								
								95	A	San Francisco	97 71								
								221	H	Eastern Wash.	92 27								

Non-Div I Games:

Stanford

Average RPI Win:	306	WON-LOST	WINNING	LAST 10	STRENGTH OF	OPP. STRENGTH	TEAM	ADJ.	CONF.	ADJ CONF.
Average RPI Loss:	130	RECORD	PCT. RANK	GAMES	SCHEDULE	OF SCHEDULE	RPI	RPI	RPI	RPI
DIV. I ONLY	1- 5	302	0- 1	54	313	197	197	16	16	
DIV. I NON-CONF.	1- 5	301	0- 1	53	314	196	196	16	16	
TOTALS	RPI 1-25	RPI 26-50	W-L RECORDS	RPI 51-100	RPI 101-150	RPI 150+				
1- 5	0- 0	0- 1	OVERALL	0- 1	0- 1	1- 2				
0- 0	0- 0	0- 0	HOME	0- 0	0- 0	0- 0				
1- 4	0- 0	0- 1	AWAY	0- 1	0- 1	1- 1				
0- 1	0- 0	0- 0	NEUTRAL	0- 0	0- 0	0- 1				
1- 5	0- 0	0- 1	NON-CONFERENCE	0- 1	0- 1	1- 2				
0- 0	0- 0	0- 0	HOME	0- 0	0- 0	0- 0				
1- 4	0- 0	0- 1	AWAY	0- 1	0- 1	1- 1				
0- 1	0- 0	0- 0	NEUTRAL	0- 0	0- 0	0- 1				
0- 0	0- 0	0- 0	CONFERENCE	0- 0	0- 0	0- 0				
0- 0	0- 0	0- 0	HOME	0- 0	0- 0	0- 0				
0- 0	0- 0	0- 0	AWAY	0- 0	0- 0	0- 0				
0- 0	0- 0	0- 0	NEUTRAL	0- 0	0- 0	0- 0				

RPI 1-25				RPI 26-50				RPI 51-100				RPI 101+ Team's RPI: 197			
RPI	S	Opponent	Score	RPI	S	Opponent	Score	RPI	S	Opponent	Score	RPI	S	Opponent	Score
				30	A	Kentucky	48 67	93	A	Penn	41 81	110	A	UCF	40 66
												189	N	Saint Francis (PA)	73 78
												228	A	Tennessee	46 73
												306	A	Morehead St.	58 55
LAST 12 Division I GAMES:															
				93	A	Penn	41 81								
				110	A	UCF	40 66								
				228	A	Tennessee	46 73								
				189	N	Saint Francis (PA)	73 78								
				306	A	Morehead St.	58 55								
				30	A	Kentucky	48 67								

Non-Div I Games: Palm Beach Atl. 77 46 Trinity Baptist 116 40 Fla. National 80 37

Stetson

Average RPI Win:	281	WON-LOST	WINNING	LAST 10	STRENGTH OF	OPP. STRENGTH	TEAM	ADJ.	CONF.	ADJ CONF.
Average RPI Loss:	31	RECORD	PCT. RANK	GAMES	SCHEDULE	OF SCHEDULE	RPI	RPI	RPI	RPI
DIV. I ONLY	7- 1	30	1- 0	324	205	128	128	27	27	
DIV. I NON-CONF.	7- 1	30	1- 0	324	205	127	127	27	27	
TOTALS	RPI 1-25	RPI 26-50	W-L RECORDS	RPI 51-100	RPI 101-150	RPI 150+				
7- 1	0- 0	0- 1	OVERALL	0- 0	0- 0	7- 0				
3- 0	0- 0	0- 0	HOME	0- 0	0- 0	3- 0				
4- 1	0- 0	0- 1	AWAY	0- 0	0- 0	4- 0				
0- 0	0- 0	0- 0	NEUTRAL	0- 0	0- 0	0- 0				
7- 1	0- 0	0- 1	NON-CONFERENCE	0- 0	0- 0	7- 0				
3- 0	0- 0	0- 0	HOME	0- 0	0- 0	3- 0				
4- 1	0- 0	0- 1	AWAY	0- 0	0- 0	4- 0				
0- 0	0- 0	0- 0	NEUTRAL	0- 0	0- 0	0- 0				
0- 0	0- 0	0- 0	CONFERENCE	0- 0	0- 0	0- 0				
0- 0	0- 0	0- 0	HOME	0- 0	0- 0	0- 0				
0- 0	0- 0	0- 0	AWAY	0- 0	0- 0	0- 0				
0- 0	0- 0	0- 0	NEUTRAL	0- 0	0- 0	0- 0				

RPI S	Opponent	Score	RPI S	Opponent	Score	RPI S	Opponent	Score	RPI S	Opponent	Score	Team's RPI: 128
31	A Arkansas	58 88							240	H Manhattan	59 54	
									245	H Iona	59 40	
									246	A St. Francis Brooklyn	86 73	
									278	H Sacred Heart	54 50	
									295	A Pittsburgh	59 56	
									332	A Hofstra	81 38	
									334	A LIU Brooklyn	80 49	
LAST 12 Division I GAMES:												
240	H Manhattan	59 54	295	A Pittsburgh	59 56							
246	A St. Francis Brooklyn	86 73	334	A LIU Brooklyn	80 49							
			278	H Sacred Heart	54 50							
			245	H Iona	59 40							
			31	A Arkansas	58 88							
			332	A Hofstra	81 38							

Non-Div I Games: Molloy 66 49

Stony Brook

Average RPI Win: 219	WON-LOST	WINNING	LAST 10	STRENGTH OF	OPP. STRENGTH	TEAM	ADJ.	CONF.	ADJ CONF.
Average RPI Loss: 29	RECORD	PCT. RANK	GAMES	SCHEDULE	OF SCHEDULE	RPI	RPI	RPI	RPI
DIV. I ONLY	5- 4	144	0- 1	84	65	115	115	3	3
DIV. I NON-CONF.	5- 4	144	0- 1	84	65	114	114	3	3
TOTALS	RPI 1-25	RPI 26-50	W-L RECORDS	RPI 51-100	RPI 101-150	RPI 150+			
5- 4	0- 2	0- 1	OVERALL	1- 1	1- 0	3- 0			
4- 1	0- 1	0- 0	HOME	1- 0	0- 0	3- 0			
0- 1	0- 0	0- 1	AWAY	0- 0	0- 0	0- 0			
1- 2	0- 1	0- 0	NEUTRAL	0- 1	1- 0	0- 0			
5- 4	0- 2	0- 1	NON-CONFERENCE	1- 1	1- 0	3- 0			
4- 1	0- 1	0- 0	HOME	1- 0	0- 0	3- 0			
0- 1	0- 0	0- 1	AWAY	0- 0	0- 0	0- 0			
1- 2	0- 1	0- 0	NEUTRAL	0- 1	1- 0	0- 0			
0- 0	0- 0	0- 0	CONFERENCE	0- 0	0- 0	0- 0			
0- 0	0- 0	0- 0	HOME	0- 0	0- 0	0- 0			
0- 0	0- 0	0- 0	AWAY	0- 0	0- 0	0- 0			
0- 0	0- 0	0- 0	NEUTRAL	0- 0	0- 0	0- 0			

RPI 1-25				RPI 26-50				RPI 51-100				RPI 101+ Team's RPI: 115			
RPI	S	Opponent	Score	RPI	S	Opponent	Score	RPI	S	Opponent	Score	RPI	S	Opponent	Score
4	N	Stanford	59 77	36	A	Michigan	76 84	61	N	Green Bay	73 79	118	N	Houston	87 62
13	H	Oregon	64 81					96	H	Ohio	66 54	261	H	UMES	65 50
												288	H	Albany (NY)	75 53
												330	H	UMBC	82 48
LAST 12 Division I GAMES:															
4	N	Stanford	59 77	118	N	Houston	87 62	13	H	Oregon	64 81	288	H	Albany (NY)	75 53
61	N	Green Bay	73 79	261	H	UMES	65 50	96	H	Ohio	66 54				
330	H	UMBC	82 48												
36	A	Michigan	76 84												

Non-Div I Games:

Syracuse

Average RPI Win:	167	WON-LOST	WINNING	LAST 10	STRENGTH OF	OPP. STRENGTH	TEAM	ADJ.	CONF.	ADJ CONF.
Average RPI Loss:	0	RECORD	PCT. RANK	GAMES	SCHEDULE	OF SCHEDULE	RPI	RPI	RPI	RPI
DIV. I ONLY	7- 0	1	1- 0	227	19	32	32	4	4	
DIV. I NON-CONF.	7- 0	1	1- 0	226	19	32	32	4	4	
TOTALS	RPI 1-25	RPI 26-50	W-L RECORDS	RPI 51-100	RPI 101-150	RPI 150+				
7- 0	0- 0	0- 0	OVERALL	1- 0	2- 0	4- 0				
5- 0	0- 0	0- 0	HOME	1- 0	2- 0	2- 0				
2- 0	0- 0	0- 0	AWAY	0- 0	0- 0	2- 0				
0- 0	0- 0	0- 0	NEUTRAL	0- 0	0- 0	0- 0				
7- 0	0- 0	0- 0	NON-CONFERENCE	1- 0	2- 0	4- 0				
5- 0	0- 0	0- 0	HOME	1- 0	2- 0	2- 0				
2- 0	0- 0	0- 0	AWAY	0- 0	0- 0	2- 0				
0- 0	0- 0	0- 0	NEUTRAL	0- 0	0- 0	0- 0				
0- 0	0- 0	0- 0	CONFERENCE	0- 0	0- 0	0- 0				
0- 0	0- 0	0- 0	HOME	0- 0	0- 0	0- 0				
0- 0	0- 0	0- 0	AWAY	0- 0	0- 0	0- 0				
0- 0	0- 0	0- 0	NEUTRAL	0- 0	0- 0	0- 0				

RPI 1-25				RPI 26-50				Team's RPI: 32				RPI 51-100				RPI 101+			
RPI	S	Opponent	Score	RPI	S	Opponent	Score	RPI	S	Opponent	Score	RPI	S	Opponent	Score	RPI	S	Opponent	Score
												65	H	Boise St.	77 65	111	H	Auburn	80 65
																127	H	Cornell	59 49
																159	H	Robert Morris	66 61
																198	A	SMU	57 56
																242	A	Army West Point	66 52
																264	H	Nicholls St.	72 47
LAST 12 Division I GAMES:																			
				65	H	Boise St.	77 65	111	H	Auburn	80 65								
				242	A	Army West Point	66 52												
				198	A	SMU	57 56												
				264	H	Nicholls St.	72 47												
				127	H	Cornell	59 49												
				159	H	Robert Morris	66 61												

Non-Div I Games:

TCU

Average RPI Win:	191	WON-LOST	WINNING	LAST 10	STRENGTH OF	OPP. STRENGTH	TEAM	ADJ.	CONF.	ADJ CONF.
Average RPI Loss:	57	RECORD	PCT. RANK	GAMES	SCHEDULE	OF SCHEDULE	RPI	RPI	RPI	RPI
DIV. I ONLY	6- 5	161	1- 0	20	146	73	73	9	9	
DIV. I NON-CONF.	6- 4	120	1- 0	40	186	75	75	9	9	
TOTALS	RPI 1-25	RPI 26-50	W-L RECORDS	RPI 51-100	RPI 101-150	RPI 150+				
6- 5	0- 3	0- 0	OVERALL	0- 1	2- 0	4- 1				
4- 2	0- 2	0- 0	HOME	0- 0	1- 0	3- 0				
2- 1	0- 0	0- 0	AWAY	0- 0	1- 0	1- 1				
0- 2	0- 1	0- 0	NEUTRAL	0- 1	0- 0	0- 0				
6- 4	0- 2	0- 0	NON-CONFERENCE	0- 1	2- 0	4- 1				
4- 1	0- 1	0- 0	HOME	0- 0	1- 0	3- 0				
2- 1	0- 0	0- 0	AWAY	0- 0	1- 0	1- 1				
0- 2	0- 1	0- 0	NEUTRAL	0- 1	0- 0	0- 0				
0- 1	0- 1	0- 0	CONFERENCE	0- 0	0- 0	0- 0				
0- 1	0- 1	0- 0	HOME	0- 0	0- 0	0- 0				
0- 0	0- 0	0- 0	AWAY	0- 0	0- 0	0- 0				
0- 0	0- 0	0- 0	NEUTRAL	0- 0	0- 0	0- 0				

RPI S	Opponent	Score	RPI S	Opponent	Score	RPI S	Opponent	Score	RPI S	Opponent	Score
3	H UConn	54 83				71	N North Carolina	58 71	113	H Duquesne	85 72
8	N Creighton	59 69							131	A Bucknell	72 61
15	H South Carolina	71 78							158	H Villanova	74 69
									186	A Saint Joseph's	63 67
									223	H Fairfield	77 59
									255	H Xavier	78 65
									265	A Towson	74 59
LAST 12 Division I GAMES:											
3	H UConn	54 83	158	H Villanova	74 69						
255	H Xavier	78 65	15	H South Carolina	71 78						
186	A Saint Joseph's	63 67	265	A Towson	74 59						
113	H Duquesne	85 72	8	N Creighton	59 69						
223	H Fairfield	77 59	71	N North Carolina	58 71						
			131	A Bucknell	72 61						

Non-Div I Games:

Temple

Average RPI Win: 257		WON-LOST	WINNING	LAST 10	STRENGTH OF	OPP. STRENGTH	TEAM	ADJ.	CONF.	ADJ CONF.
Average RPI Loss: 126		RECORD	PCT. RANK	GAMES	SCHEDULE	OF SCHEDULE	RPI	RPI	RPI	RPI
DIV. I ONLY		7- 1	30	0- 1	350	76	228	228	7	7
DIV. I NON-CONF.		7- 1	30	0- 1	350	75	228	228	7	7
TOTALS	RPI 1-25	RPI 26-50		W-L RECORDS		RPI 51-100	RPI 101-150	RPI 150+		
7- 1	0- 0	0- 0		OVERALL		1- 0	0- 1	6- 0		
5- 1	0- 0	0- 0		HOME		0- 0	0- 1	5- 0		
2- 0	0- 0	0- 0		AWAY		1- 0	0- 0	1- 0		
0- 0	0- 0	0- 0		NEUTRAL		0- 0	0- 0	0- 0		
7- 1	0- 0	0- 0		NON-CONFERENCE		1- 0	0- 1	6- 0		
5- 1	0- 0	0- 0		HOME		0- 0	0- 1	5- 0		
2- 0	0- 0	0- 0		AWAY		1- 0	0- 0	1- 0		
0- 0	0- 0	0- 0		NEUTRAL		0- 0	0- 0	0- 0		
0- 0	0- 0	0- 0		CONFERENCE		0- 0	0- 0	0- 0		
0- 0	0- 0	0- 0		HOME		0- 0	0- 0	0- 0		
0- 0	0- 0	0- 0		AWAY		0- 0	0- 0	0- 0		
0- 0	0- 0	0- 0		NEUTRAL		0- 0	0- 0	0- 0		

RPI 1-25				RPI 26-50				RPI 51-100				RPI 101+				Team's RPI: 228	
RPI	S	Opponent	Score	RPI	S	Opponent	Score	RPI	S	Opponent	Score	RPI	S	Opponent	Score		
								76	A	Notre Dame	74 63	126	H	Texas	60	66	
												197	H	Stetson	73	46	
												280	A	ETSU	72	68	
												293	H	Air Force	81	54	
												299	H	Ark.-Pine Bluff	92	51	
												315	H	Central Ark.	63	36	
												340	H	Tennessee St.	73	43	
LAST 12 Division I GAMES:																	
								126	H	Texas	60	66	293	H	Air Force	81	54
								280	A	ETSU	72	68	299	H	Ark.-Pine Bluff	92	51
													197	H	Stetson	73	46
													340	H	Tennessee St.	73	43
													76	A	Notre Dame	74	63
													315	H	Central Ark.	63	36

Non-Div I Games:

Tennessee

■ Loss, ■ Non-Conf, S Site, H Home A Away N Neutral

Team Record				Through Games Of 11/10/19						
Average RPI Win:	0	WON-LOST	WINNING	LAST 10	STRENGTH OF	OPP. STRENGTH	TEAM	ADJ.	CONF.	ADJ CONF.
Average RPI Loss:	242	RECORD	PCT. RANK	GAMES	SCHEDULE	OF SCHEDULE	RPI	RPI	RPI	RPI
DIV. I ONLY	0- 6	334	0- 1	255	342	340	340	23	23	
DIV. I NON-CONF.	0- 6	334	0- 1	254	342	340	340	23	23	

TOTALS	RPI 1-25	RPI 26-50		W-L RECORDS		RPI 51-100	RPI 101-150	RPI 150+		
0- 6	0- 0	0- 0		OVERALL		0- 0	0- 1	0- 5		
0- 4	0- 0	0- 0		HOME		0- 0	0- 1	0- 3		
0- 2	0- 0	0- 0		AWAY		0- 0	0- 0	0- 2		
0- 0	0- 0	0- 0		NEUTRAL		0- 0	0- 0	0- 0		
0- 6	0- 0	0- 0		NON-CONFERENCE		0- 0	0- 1	0- 5		
0- 4	0- 0	0- 0		HOME		0- 0	0- 1	0- 3		
0- 2	0- 0	0- 0		AWAY		0- 0	0- 0	0- 2		
0- 0	0- 0	0- 0		NEUTRAL		0- 0	0- 0	0- 0		
0- 0	0- 0	0- 0		CONFERENCE		0- 0	0- 0	0- 0		
0- 0	0- 0	0- 0		HOME		0- 0	0- 0	0- 0		
0- 0	0- 0	0- 0		AWAY		0- 0	0- 0	0- 0		
0- 0	0- 0	0- 0		NEUTRAL		0- 0	0- 0	0- 0		

RPI 1-25				RPI 26-50				RPI 51-100				RPI 101+				Team's RPI: 340	
RPI	S	Opponent	Score	RPI	S	Opponent	Score	RPI	S	Opponent	Score	RPI	S	Opponent	Score		
												101	H	Vanderbilt	55	106	
												228	A	Tennessee	43	73	
												234	H	North Ala.	63	88	
												273	A	South Alabama	48	70	
												297	H	Lipscomb	64	74	
												318	H	Alcorn	57	62	
LAST 12 Division I GAMES:																	
				297	H	Lipscomb	64	74	228	A	Tennessee	43	73				
				273	A	South Alabama	48	70									
				101	H	Vanderbilt	55	106									
				318	H	Alcorn	57	62									
				234	H	North Ala.	63	88									

Non-Div I Games:	Wilberforce	83	65
------------------	-------------	----	----

Tennessee St.

■ Loss, ■ Non-Conf, S Site, H Home A Away N Neutral

Tennessee Tech

Through Games Of 12/10/19

Average RPI Win:	291	WON-LOST	WINNING	LAST 10	STRENGTH OF	OPP. STRENGTH	TEAM	ADJ.	CONF.	ADJ CONF.
Average RPI Loss:	113	RECORD	PCT. RANK	GAMES	SCHEDULE	OF SCHEDULE	RPI	RPI	RPI	RPI
DIV. I ONLY	3- 4	199	0- 1	321	142	256	256	23	23	
DIV. I NON-CONF.	3- 4	198	0- 1	321	142	257	257	23	23	
TOTALS	RPI 1-25	RPI 26-50	W-L RECORDS	RPI 51-100	RPI 101-150	RPI 150+				
3- 4	0- 0	0- 0	OVERALL	0- 1	0- 2	3- 1				
1- 0	0- 0	0- 0	HOME	0- 0	0- 0	1- 0				
1- 3	0- 0	0- 0	AWAY	0- 1	0- 2	1- 0				
1- 1	0- 0	0- 0	NEUTRAL	0- 0	0- 0	1- 1				
3- 4	0- 0	0- 0	NON-CONFERENCE	0- 1	0- 2	3- 1				
1- 0	0- 0	0- 0	HOME	0- 0	0- 0	1- 0				
1- 3	0- 0	0- 0	AWAY	0- 1	0- 2	1- 0				
1- 1	0- 0	0- 0	NEUTRAL	0- 0	0- 0	1- 1				
0- 0	0- 0	0- 0	CONFERENCE	0- 0	0- 0	0- 0				
0- 0	0- 0	0- 0	HOME	0- 0	0- 0	0- 0				
0- 0	0- 0	0- 0	AWAY	0- 0	0- 0	0- 0				
0- 0	0- 0	0- 0	NEUTRAL	0- 0	0- 0	0- 0				

RPI 1-25			RPI 26-50			RPI 51-100			RPI 101+			Team's RPI: 256
RPI	S	Opponent	Score	RPI	S	Opponent	Score	RPI	S	Opponent	Score	
						69 A Middle Tenn.	58 64			101 A Vanderbilt	61 75	
										123 A Southern Ill.	65 76	
										160 N Northern Ill.	74 82	
										203 A Samford	72 57	
										322 N Detroit Mercy	69 47	
										348 H La.-Monroe	75 68	
LAST 12 Division I GAMES:												
123	A	Southern Ill.	65 76	101	A	Vanderbilt	61 75					
348	H	La.-Monroe	75 68	322	N	Detroit Mercy	69 47					
				160	N	Northern Ill.	74 82					
				203	A	Samford	72 57					
				69	A	Middle Tenn.	58 64					

Non-Div I Games: Cumberland (TN) 88 51

Tennessee Tech

■ Loss,
 ■ Non-Conf,
 ■ S Site,
 ■ H Home
 ■ A Away
 N Neutral

Average RPI Win:	256	WON-LOST	WINNING	LAST 10	STRENGTH OF	OPP. STRENGTH	TEAM	ADJ.	CONF.	ADJ CONF.
Average RPI Loss:	90	RECORD	PCT. RANK	GAMES	SCHEDULE	OF SCHEDULE	RPI	RPI	RPI	RPI
DIV. I ONLY	5- 4	144	1- 0	99	259	126	126	4	4	
DIV. I NON-CONF.	5- 4	144	1- 0	99	258	125	125	4	4	
TOTALS	RPI 1-25	RPI 26-50	W-L RECORDS	RPI 51-100	RPI 101-150	RPI 150+				
5- 4	0- 1	0- 1	OVERALL	0- 0	1- 1	4- 1				
3- 1	0- 0	0- 1	HOME	0- 0	0- 0	3- 0				
1- 2	0- 0	0- 0	AWAY	0- 0	0- 1	1- 1				
1- 1	0- 1	0- 0	NEUTRAL	0- 0	1- 0	0- 0				
5- 4	0- 1	0- 1	NON-CONFERENCE	0- 0	1- 1	4- 1				
3- 1	0- 0	0- 1	HOME	0- 0	0- 0	3- 0				
1- 2	0- 0	0- 0	AWAY	0- 0	0- 1	1- 1				
1- 1	0- 1	0- 0	NEUTRAL	0- 0	1- 0	0- 0				
0- 0	0- 0	0- 0	CONFERENCE	0- 0	0- 0	0- 0				
0- 0	0- 0	0- 0	HOME	0- 0	0- 0	0- 0				
0- 0	0- 0	0- 0	AWAY	0- 0	0- 0	0- 0				
0- 0	0- 0	0- 0	NEUTRAL	0- 0	0- 0	0- 0				

RPI 1-25				RPI 26-50				RPI 51-100				RPI 101+				Team's RPI: 126	
RPI	S	Opponent	Score	RPI	S	Opponent	Score	RPI	S	Opponent	Score	RPI	S	Opponent	Score		
17	N	NC State	73 84	42	H	Arizona	58 83					138	N	North Texas	63 57		
												143	A	South Fla.	57 64		
												157	A	Hawaii	60 73		
												228	A	Tennessee	66 60		
												230	H	Southern U.	93 39		
												339	H	UTRGV	85 69		
												345	H	UTSA	84 53		
LAST 12 Division I GAMES:																	
				228	A	Tennessee	66 60	230	H	Southern U.	93 39						
				157	A	Hawaii	60 73	339	H	UTRGV	85 69						
				138	N	North Texas	63 57	42	H	Arizona	58 83						
				17	N	NC State	73 84	345	H	UTSA	84 53						
								143	A	South Fla.	57 64						

Non-Div I Games:

Texas

Average RPI Win:	175	WON-LOST	WINNING	LAST 10	STRENGTH OF	OPP. STRENGTH	TEAM	ADJ.	CONF.	ADJ CONF.
Average RPI Loss:	21	RECORD	PCT. RANK	GAMES	SCHEDULE	OF SCHEDULE	RPI	RPI	RPI	RPI
DIV. I ONLY	7- 1	30	1- 0	130	58	33	33	7	7	
DIV. I NON-CONF.	7- 1	30	1- 0	129	58	33	33	7	7	
TOTALS	RPI 1-25	RPI 26-50	W-L RECORDS	RPI 51-100	RPI 101-150	RPI 150+				
7- 1	1- 1	1- 0	OVERALL	1- 0	0- 0	4- 0				
5- 0	1- 0	1- 0	HOME	0- 0	0- 0	3- 0				
2- 0	0- 0	0- 0	AWAY	1- 0	0- 0	1- 0				
0- 1	0- 1	0- 0	NEUTRAL	0- 0	0- 0	0- 0				
7- 1	1- 1	1- 0	NON-CONFERENCE	1- 0	0- 0	4- 0				
5- 0	1- 0	1- 0	HOME	0- 0	0- 0	3- 0				
2- 0	0- 0	0- 0	AWAY	1- 0	0- 0	1- 0				
0- 1	0- 1	0- 0	NEUTRAL	0- 0	0- 0	0- 0				
0- 0	0- 0	0- 0	CONFERENCE	0- 0	0- 0	0- 0				
0- 0	0- 0	0- 0	HOME	0- 0	0- 0	0- 0				
0- 0	0- 0	0- 0	AWAY	0- 0	0- 0	0- 0				
0- 0	0- 0	0- 0	NEUTRAL	0- 0	0- 0	0- 0				

RPI 1-25				RPI 26-50				Team's RPI: 33				RPI 51-100				RPI 101+			
RPI	S	Opponent	Score	RPI	S	Opponent	Score	RPI	S	Opponent	Score	RPI	S	Opponent	Score	RPI	S	Opponent	Score
21	N	Florida St.	58 80	34	H	Oklahoma St.	74 62	80	A	Southern California	74 64	237	A	Rice	62 61				
22	H	Duke	79 58									251	H	Little Rock	78 35				
												283	H	Prairie View	80 38				
												315	H	Central Ark.	76 46				
LAST 12 Division I GAMES:																			
315	H	Central Ark.	76 46	34	H	Oklahoma St.	74 62	251	H	Little Rock	78 35								
21	N	Florida St.	58 80																
283	H	Prairie View	80 38																
80	A	Southern California	74 64																
237	A	Rice	62 61																
22	H	Duke	79 58																

Non-Div I Games:

Texas A&M

Texas Southern

Through Games Of 12/10/19

Average RPI Win:	244	WON-LOST	WINNING	LAST 10	STRENGTH OF	OPP. STRENGTH	TEAM	ADJ.	CONF.	ADJ CONF.
Average RPI Loss:	90	RECORD	PCT. RANK	GAMES	SCHEDULE	OF SCHEDULE	RPI	RPI	RPI	RPI
DIV. I ONLY	3- 4	199	1- 0	12	327	67	67	28	28	
DIV. I NON-CONF.	3- 4	198	1- 0	12	327	67	67	28	28	
TOTALS	RPI 1-25	RPI 26-50	W-L RECORDS	RPI 51-100	RPI 101-150	RPI 150+				
3- 4	0- 1	0- 1	OVERALL	0- 0	0- 1	3- 1				
1- 0	0- 0	0- 0	HOME	0- 0	0- 0	1- 0				
2- 3	0- 1	0- 1	AWAY	0- 0	0- 1	2- 0				
0- 1	0- 0	0- 0	NEUTRAL	0- 0	0- 0	0- 1				
3- 4	0- 1	0- 1	NON-CONFERENCE	0- 0	0- 1	3- 1				
1- 0	0- 0	0- 0	HOME	0- 0	0- 0	1- 0				
2- 3	0- 1	0- 1	AWAY	0- 0	0- 1	2- 0				
0- 1	0- 0	0- 0	NEUTRAL	0- 0	0- 0	0- 1				
0- 0	0- 0	0- 0	CONFERENCE	0- 0	0- 0	0- 0				
0- 0	0- 0	0- 0	HOME	0- 0	0- 0	0- 0				
0- 0	0- 0	0- 0	AWAY	0- 0	0- 0	0- 0				
0- 0	0- 0	0- 0	NEUTRAL	0- 0	0- 0	0- 0				

RPI 1-25				RPI 26-50				RPI 51-100				Team's RPI: 67	RPI 101+			
RPI	S	Opponent	Score	RPI	S	Opponent	Score	RPI	S	Opponent	Score		RPI	S	Opponent	Score
13	A	Oregon	63 99	46	A	Colorado	50 74						109	A	Iowa St.	59 79
													157	A	Hawaii	74 57
													193	N	Utah	52 61
													237	H	Rice	63 56
													339	A	UTRGV	71 44
LAST 12 Division I GAMES:																
13	A	Oregon	63 99	237	H	Rice	63 56	46	A	Colorado	50 74		157	A	Hawaii	74 57
339	A	UTRGV	71 44					193	N	Utah	52 61		109	A	Iowa St.	59 79

Non-Div I Games:

Texas Southern

■ Loss,
 ■ Non-Conf, S Site,
 ■ Home
 ■ Away
 N Neutral

Average RPI Win:	242	WON-LOST	WINNING	LAST 10	STRENGTH OF	OPP. STRENGTH	TEAM	ADJ.	CONF.	ADJ CONF.
Average RPI Loss:	130	RECORD	PCT. RANK	GAMES	SCHEDULE	OF SCHEDULE	RPI	RPI	RPI	RPI
DIV. I ONLY	3- 2	119	1- 0	273	193	192	192	22	22	
DIV. I NON-CONF.	3- 2	120	1- 0	275	192	191	191	22	22	
TOTALS	RPI 1-25	RPI 26-50	W-L RECORDS	RPI 51-100	RPI 101-150	RPI 150+				
3- 2	0- 0	0- 1	OVERALL	0- 0	1- 0	2- 1				
3- 0	0- 0	0- 0	HOME	0- 0	1- 0	2- 0				
0- 2	0- 0	0- 1	AWAY	0- 0	0- 0	0- 1				
0- 0	0- 0	0- 0	NEUTRAL	0- 0	0- 0	0- 0				
3- 2	0- 0	0- 1	NON-CONFERENCE	0- 0	1- 0	2- 1				
3- 0	0- 0	0- 0	HOME	0- 0	1- 0	2- 0				
0- 2	0- 0	0- 1	AWAY	0- 0	0- 0	0- 1				
0- 0	0- 0	0- 0	NEUTRAL	0- 0	0- 0	0- 0				
0- 0	0- 0	0- 0	CONFERENCE	0- 0	0- 0	0- 0				
0- 0	0- 0	0- 0	HOME	0- 0	0- 0	0- 0				
0- 0	0- 0	0- 0	AWAY	0- 0	0- 0	0- 0				
0- 0	0- 0	0- 0	NEUTRAL	0- 0	0- 0	0- 0				

RPI 1-25			RPI 26-50			RPI 51-100			RPI 101+			Team's RPI: 192
RPI	S	Opponent	Score	RPI	S	Opponent	Score	RPI	S	Opponent	Score	
				35	A	Kansas	48 68					
								134	H	New Orleans	51 49	
								225	A	Oral Roberts	57 63	
								248	H	A&M-Corpus Christi	57 48	
								345	H	UTSA	74 69	
LAST 12 Division I GAMES:												
				345	H	UTSA	74 69					
				248	H	A&M-Corpus Christi	57 48					
				134	H	New Orleans	51 49					
				35	A	Kansas	48 68					
								225	A	Oral Roberts	57 63	

Non-Div I Games: Texas Lutheran 72 31 Tex. Permian Basin 83 45

Texas St.

Average RPI Win: 283		WON-LOST	WINNING	LAST 10	STRENGTH OF	OPP. STRENGTH	TEAM	ADJ.	CONF.	ADJ CONF.
Average RPI Loss: 0		RECORD	PCT. RANK	GAMES	SCHEDULE	OF SCHEDULE	RPI	RPI	RPI	RPI
DIV. I ONLY		6- 0	1	1- 0	325	337	129	129	4	4
DIV. I NON-CONF.		6- 0	1	1- 0	325	337	128	128	4	4
TOTALS	RPI 1-25	RPI 26-50		W-L RECORDS		RPI 51-100	RPI 101-150	RPI 150+		
6- 0	0- 0	0- 0		OVERALL		0- 0	0- 0	6- 0		
4- 0	0- 0	0- 0		HOME		0- 0	0- 0	4- 0		
1- 0	0- 0	0- 0		AWAY		0- 0	0- 0	1- 0		
1- 0	0- 0	0- 0		NEUTRAL		0- 0	0- 0	1- 0		
6- 0	0- 0	0- 0		NON-CONFERENCE		0- 0	0- 0	6- 0		
4- 0	0- 0	0- 0		HOME		0- 0	0- 0	4- 0		
1- 0	0- 0	0- 0		AWAY		0- 0	0- 0	1- 0		
1- 0	0- 0	0- 0		NEUTRAL		0- 0	0- 0	1- 0		
0- 0	0- 0	0- 0		CONFERENCE		0- 0	0- 0	0- 0		
0- 0	0- 0	0- 0		HOME		0- 0	0- 0	0- 0		
0- 0	0- 0	0- 0		AWAY		0- 0	0- 0	0- 0		
0- 0	0- 0	0- 0		NEUTRAL		0- 0	0- 0	0- 0		

RPI 1-25				RPI 26-50				RPI 51-100				RPI 101+				Team's RPI: 129	
RPI	S	Opponent	Score	RPI	S	Opponent	Score	RPI	S	Opponent	Score	RPI	S	Opponent	Score		
												171	H	Sam Houston St.	99	57	
												238	A	San Diego	64	60	
												257	H	Ole Miss	84	48	
												335	N	Purdue Fort Wayne	82	48	
												347	H	Northwestern St.	79	49	
												351	H	Florida A&M	98	60	
LAST 12 Division I GAMES:																	
				171	H	Sam Houston St.	99	57	238	A	San Diego	64	60				
									257	H	Ole Miss	84	48				
									335	N	Purdue Fort Wayne	82	48				
									347	H	Northwestern St.	79	49				
									351	H	Florida A&M	98	60				

Non-Div I Games:

Texas Tech

■ Loss, ■ Non-Conf, S Site, H Home A Away N Neutral

T
o
l
e
d
o

Toledo				Through Games Of 12/10/19						
Average RPI Win:	246	WON-LOST	WINNING	LAST 10	STRENGTH OF	OPP. STRENGTH	TEAM	ADJ.	CONF.	ADJ CONF.
Average RPI Loss:	120	RECORD	PCT. RANK	GAMES	SCHEDULE	OF SCHEDULE	RPI	RPI	RPI	RPI
DIV. I ONLY		2- 5	254	0- 1	229	130	277	277	12	12
DIV. I NON-CONF.		2- 5	254	0- 1	228	130	278	278	12	12

TOTALS	RPI 1-25	RPI 26-50		W-L RECORDS		RPI 51-100	RPI 101-150		RPI 150+	
2- 5	0- 0	0- 0		OVERALL		0- 1	0- 3		2- 1	
1- 3	0- 0	0- 0		HOME		0- 0	0- 2		1- 1	
1- 2	0- 0	0- 0		AWAY		0- 1	0- 1		1- 0	
0- 0	0- 0	0- 0		NEUTRAL		0- 0	0- 0		0- 0	
2- 5	0- 0	0- 0		NON-CONFERENCE		0- 1	0- 3		2- 1	
1- 3	0- 0	0- 0		HOME		0- 0	0- 2		1- 1	
1- 2	0- 0	0- 0		AWAY		0- 1	0- 1		1- 0	
0- 0	0- 0	0- 0		NEUTRAL		0- 0	0- 0		0- 0	
0- 0	0- 0	0- 0		CONFERENCE		0- 0	0- 0		0- 0	
0- 0	0- 0	0- 0		HOME		0- 0	0- 0		0- 0	
0- 0	0- 0	0- 0		AWAY		0- 0	0- 0		0- 0	
0- 0	0- 0	0- 0		NEUTRAL		0- 0	0- 0		0- 0	

T
o
l
e
d
o

RPI 1-25				RPI 26-50				RPI 51-100				RPI 101+				Team's RPI: 277	
RPI	S	Opponent	Score	RPI	S	Opponent	Score	RPI	S	Opponent	Score	RPI	S	Opponent	Score		
								76	A	Notre Dame	51 54	108	H	Valparaiso	54 61		
												113	A	Duquesne	74 79		
												148	H	Memphis	76 83		
												155	H	Dayton	42 60		
												173	H	Belmont	53 48		
												319	A	Georgia St.	74 48		
LAST 12 Division I GAMES:																	
				113	A	Duquesne	74 79					155	H	Dayton	42 60		
				173	H	Belmont	53 48					319	A	Georgia St.	74 48		
				108	H	Valparaiso	54 61										
				148	H	Memphis	76 83										
				76	A	Notre Dame	51 54										

Non-Div I Games:

Toledo

Average RPI Win:	239	WON-LOST	WINNING	LAST 10	STRENGTH OF	OPP. STRENGTH	TEAM	ADJ.	CONF.	ADJ CONF.
Average RPI Loss:	155	RECORD	PCT. RANK	GAMES	SCHEDULE	OF SCHEDULE	RPI	RPI	RPI	RPI
DIV. I ONLY	3- 6	230	0- 1	230	95	265	265	19	19	
DIV. I NON-CONF.	3- 6	230	0- 1	229	95	266	266	19	19	
TOTALS	RPI 1-25	RPI 26-50	W-L RECORDS	RPI 51-100	RPI 101-150	RPI 150+				
3- 6	0- 2	0- 0	OVERALL	0- 1	0- 0	3- 3				
2- 2	0- 0	0- 0	HOME	0- 1	0- 0	2- 1				
0- 3	0- 1	0- 0	AWAY	0- 0	0- 0	0- 2				
1- 1	0- 1	0- 0	NEUTRAL	0- 0	0- 0	1- 0				
3- 6	0- 2	0- 0	NON-CONFERENCE	0- 1	0- 0	3- 3				
2- 2	0- 0	0- 0	HOME	0- 1	0- 0	2- 1				
0- 3	0- 1	0- 0	AWAY	0- 0	0- 0	0- 2				
1- 1	0- 1	0- 0	NEUTRAL	0- 0	0- 0	1- 0				
0- 0	0- 0	0- 0	CONFERENCE	0- 0	0- 0	0- 0				
0- 0	0- 0	0- 0	HOME	0- 0	0- 0	0- 0				
0- 0	0- 0	0- 0	AWAY	0- 0	0- 0	0- 0				
0- 0	0- 0	0- 0	NEUTRAL	0- 0	0- 0	0- 0				

RPI 1-25				RPI 26-50				RPI 51-100				RPI 101+ Team's RPI: 265			
RPI	S	Opponent	Score	RPI	S	Opponent	Score	RPI	S	Opponent	Score	RPI	S	Opponent	Score
23	A	Rutgers	53 67					73	H	Temple	59 74	210	H	Mt. St. Mary's	73 57
24	N	Iowa	72 100									238	A	San Diego	67 81
												245	N	Iona	75 58
												262	H	American	63 60
												267	H	Penn St.	67 73
												304	A	San Diego St.	72 80
LAST 12 Division I GAMES:															
262	H	American	63 60	23	A	Rutgers	53 67								
210	H	Mt. St. Mary's	73 57	73	H	Temple	59 74								
238	A	San Diego	67 81	245	N	Iona	75 58								
304	A	San Diego St.	72 80	24	N	Iowa	72 100								
267	H	Penn St.	67 73												

Non-Div I Games:

Towson

Average RPI Win:	250	WON-LOST	WINNING	LAST 10	STRENGTH OF	OPP. STRENGTH	TEAM	ADJ.	CONF.	ADJ CONF.
Average RPI Loss:	17	RECORD	PCT. RANK	GAMES	SCHEDULE	OF SCHEDULE	RPI	RPI	RPI	RPI
DIV. I ONLY	3- 2	119	0- 0	61	144	37	37	22	22	
DIV. I NON-CONF.	3- 2	120	0- 0	60	143	37	37	22	22	
TOTALS	RPI 1-25	RPI 26-50	W-L RECORDS	RPI 51-100	RPI 101-150	RPI 150+				
3- 2	0- 2	0- 0	OVERALL	0- 0	0- 0	3- 0				
1- 0	0- 0	0- 0	HOME	0- 0	0- 0	1- 0				
2- 2	0- 2	0- 0	AWAY	0- 0	0- 0	2- 0				
0- 0	0- 0	0- 0	NEUTRAL	0- 0	0- 0	0- 0				
3- 2	0- 2	0- 0	NON-CONFERENCE	0- 0	0- 0	3- 0				
1- 0	0- 0	0- 0	HOME	0- 0	0- 0	1- 0				
2- 2	0- 2	0- 0	AWAY	0- 0	0- 0	2- 0				
0- 0	0- 0	0- 0	NEUTRAL	0- 0	0- 0	0- 0				
0- 0	0- 0	0- 0	CONFERENCE	0- 0	0- 0	0- 0				
0- 0	0- 0	0- 0	HOME	0- 0	0- 0	0- 0				
0- 0	0- 0	0- 0	AWAY	0- 0	0- 0	0- 0				
0- 0	0- 0	0- 0	NEUTRAL	0- 0	0- 0	0- 0				

RPI 1-25				RPI 26-50		Team's RPI: 37	RPI 51-100			RPI 101+		
RPI	S	Opponent	Score	RPI	S	Opponent	Score	RPI	S	Opponent	Score	
11	A	Mississippi St.	82 122							203	A	Samford 74 65
22	A	Duke	85 99							208	A	Bethune-Cookman 68 62
										338	H	Jacksonville St. 94 64
LAST 12 Division I GAMES:												
208	A	Bethune-Cookman	68 62	22	A	Duke	85 99					
				11	A	Mississippi St.	82 122					
				338	H	Jacksonville St.	94 64					
				203	A	Samford	74 65					

Non-Div I Games: AUM 72 42 Fort Valley St. 101 52

Troy

Average RPI Win: 231		WON-LOST	WINNING	LAST 10	STRENGTH OF	OPP. STRENGTH	TEAM	ADJ.	CONF.	ADJ CONF.
Average RPI Loss: 106		RECORD	PCT. RANK	GAMES	SCHEDULE	OF SCHEDULE	RPI	RPI	RPI	RPI
DIV. I ONLY		4- 6	214	0- 1	106	153	180	180	9	9
DIV. I NON-CONF.		4- 6	215	0- 1	106	152	179	179	9	9
TOTALS		RPI 1-25	RPI 26-50	W-L RECORDS	RPI 51-100	RPI 101-150	RPI 150+			
4- 6	0- 0		0- 2	OVERALL	0- 2	0- 1	4- 1			
2- 4	0- 0		0- 1	HOME	0- 1	0- 1	2- 1			
2- 0	0- 0		0- 0	AWAY	0- 0	0- 0	2- 0			
0- 2	0- 0		0- 1	NEUTRAL	0- 1	0- 0	0- 0			
4- 6	0- 0		0- 2	NON-CONFERENCE	0- 2	0- 1	4- 1			
2- 4	0- 0		0- 1	HOME	0- 1	0- 1	2- 1			
2- 0	0- 0		0- 0	AWAY	0- 0	0- 0	2- 0			
0- 2	0- 0		0- 1	NEUTRAL	0- 1	0- 0	0- 0			
0- 0	0- 0		0- 0	CONFERENCE	0- 0	0- 0	0- 0			
0- 0	0- 0		0- 0	HOME	0- 0	0- 0	0- 0			
0- 0	0- 0		0- 0	AWAY	0- 0	0- 0	0- 0			
0- 0	0- 0		0- 0	NEUTRAL	0- 0	0- 0	0- 0			

[illegible]

Non-Div I Games:

Tulane

■ Loss, ■ Non-Conf, S Site, H Home A Away N Neutral

Average RPI Win:	268	WON-LOST	WINNING	LAST 10	STRENGTH OF	OPP. STRENGTH	TEAM	ADJ.	CONF.	ADJ CONF.
Average RPI Loss:	91	RECORD	PCT. RANK	GAMES	SCHEDULE	OF SCHEDULE	RPI	RPI	RPI	RPI
DIV. I ONLY	3- 6	230	0- 1	172	128	253	253	9	9	
DIV. I NON-CONF.	3- 6	230	0- 1	171	128	253	253	9	9	
TOTALS	RPI 1-25	RPI 26-50	W-L RECORDS	RPI 51-100	RPI 101-150	RPI 150+				
3- 6	0- 0	0- 4	OVERALL	0- 0	0- 1	3- 1				
3- 2	0- 0	0- 1	HOME	0- 0	0- 1	3- 0				
0- 2	0- 0	0- 1	AWAY	0- 0	0- 0	0- 1				
0- 2	0- 0	0- 2	NEUTRAL	0- 0	0- 0	0- 0				
3- 6	0- 0	0- 4	NON-CONFERENCE	0- 0	0- 1	3- 1				
3- 2	0- 0	0- 1	HOME	0- 0	0- 1	3- 0				
0- 2	0- 0	0- 1	AWAY	0- 0	0- 0	0- 1				
0- 2	0- 0	0- 2	NEUTRAL	0- 0	0- 0	0- 0				
0- 0	0- 0	0- 0	CONFERENCE	0- 0	0- 0	0- 0				
0- 0	0- 0	0- 0	HOME	0- 0	0- 0	0- 0				
0- 0	0- 0	0- 0	AWAY	0- 0	0- 0	0- 0				
0- 0	0- 0	0- 0	NEUTRAL	0- 0	0- 0	0- 0				

RPI 1-25			RPI 26-50			RPI 51-100			RPI 101+			Team's RPI: 253
RPI	S	Opponent	Score	RPI	S	Opponent	Score	RPI	S	Opponent	Score	
				28	A	Abilene Christian	63 73					
				34	H	Oklahoma St.	48 78					
				41	N	Western Ky.	63 76					
				50	N	Marquette	60 61					
LAST 12 Division I GAMES:												
				310	H	LMU (CA)	75 56					
				225	H	Oral Roberts	67 65					
				34	H	Oklahoma St.	48 78					
				269	H	Arkansas St.	79 77					
				142	H	SFA	63 67					
				251	A	Little Rock	51 63					
				28	A	Abilene Christian	63 73					
				50	N	Marquette	60 61					
				41	N	Western Ky.	63 76					

Non-Div I Games:

Tulsa

■ Loss,
 ■ Non-Conf, S Site,
 ■ Home
 ■ Away
 N Neutral

Average RPI Win:	227	WON-LOST	WINNING	LAST 10	STRENGTH OF	OPP. STRENGTH	TEAM	ADJ.	CONF.	ADJ CONF.
Average RPI Loss:	89	RECORD	PCT. RANK	GAMES	SCHEDULE	OF SCHEDULE	RPI	RPI	RPI	RPI
DIV. I ONLY	4- 3	129	0- 1	298	27	222	222	13	13	
DIV. I NON-CONF.	4- 3	131	0- 1	298	27	222	222	13	13	
TOTALS	RPI 1-25	RPI 26-50	W-L RECORDS	RPI 51-100	RPI 101-150	RPI 150+				
4- 3	0- 0	0- 0	OVERALL	0- 2	1- 1	3- 0				
4- 1	0- 0	0- 0	HOME	0- 1	1- 0	3- 0				
0- 2	0- 0	0- 0	AWAY	0- 1	0- 1	0- 0				
0- 0	0- 0	0- 0	NEUTRAL	0- 0	0- 0	0- 0				
4- 3	0- 0	0- 0	NON-CONFERENCE	0- 2	1- 1	3- 0				
4- 1	0- 0	0- 0	HOME	0- 1	1- 0	3- 0				
0- 2	0- 0	0- 0	AWAY	0- 1	0- 1	0- 0				
0- 0	0- 0	0- 0	NEUTRAL	0- 0	0- 0	0- 0				
0- 0	0- 0	0- 0	CONFERENCE	0- 0	0- 0	0- 0				
0- 0	0- 0	0- 0	HOME	0- 0	0- 0	0- 0				
0- 0	0- 0	0- 0	AWAY	0- 0	0- 0	0- 0				
0- 0	0- 0	0- 0	NEUTRAL	0- 0	0- 0	0- 0				

RPI 1-25			RPI 26-50			RPI 51-100			RPI 101+			Team's RPI: 222
RPI	S	Opponent	Score	RPI	S	Opponent	Score	RPI	S	Opponent	Score	
						53	A Oklahoma	75	82	111	H Auburn	80 75
						65	H Boise St.	81	83	148	A Memphis	52 77
										203	H Samford	76 69
										273	H South Alabama	77 61
										320	H McNeese	97 70
LAST 12 Division I GAMES:												
						65	H Boise St.	81	83	53	A Oklahoma	75 82
										148	A Memphis	52 77
										203	H Samford	76 69
										320	H McNeese	97 70
										111	H Auburn	80 75
										273	H South Alabama	77 61

Non-Div I Games: Ala.-Huntsville 74 57

UAB

Average RPI Win:	233	WON-LOST	WINNING	LAST 10	STRENGTH OF	OPP. STRENGTH	TEAM	ADJ.	CONF.	ADJ CONF.
Average RPI Loss:	146	RECORD	PCT. RANK	GAMES	SCHEDULE	OF SCHEDULE	RPI	RPI	RPI	RPI
DIV. I ONLY	4- 5	188	1- 0	295	169	268	268	24	24	
DIV. I NON-CONF.	4- 5	187	1- 0	295	166	269	269	24	24	
TOTALS	RPI 1-25	RPI 26-50	W-L RECORDS	RPI 51-100	RPI 101-150	RPI 150+				
4- 5	0- 0	0- 0	OVERALL	1- 0	0- 3	3- 2				
3- 2	0- 0	0- 0	HOME	1- 0	0- 1	2- 1				
1- 3	0- 0	0- 0	AWAY	0- 0	0- 2	1- 1				
0- 0	0- 0	0- 0	NEUTRAL	0- 0	0- 0	0- 0				
4- 5	0- 0	0- 0	NON-CONFERENCE	1- 0	0- 3	3- 2				
3- 2	0- 0	0- 0	HOME	1- 0	0- 1	2- 1				
1- 3	0- 0	0- 0	AWAY	0- 0	0- 2	1- 1				
0- 0	0- 0	0- 0	NEUTRAL	0- 0	0- 0	0- 0				
0- 0	0- 0	0- 0	CONFERENCE	0- 0	0- 0	0- 0				
0- 0	0- 0	0- 0	HOME	0- 0	0- 0	0- 0				
0- 0	0- 0	0- 0	AWAY	0- 0	0- 0	0- 0				
0- 0	0- 0	0- 0	NEUTRAL	0- 0	0- 0	0- 0				

RPI 1-25			RPI 26-50			RPI 51-100			RPI 101+			Team's RPI: 268
RPI	S	Opponent	Score	RPI	S	Opponent	Score	RPI	S	Opponent	Score	
						95	H San Francisco	79 67				
									121	A Montana St.	65	77
									124	H Santa Clara	61	62
									150	A Saint Mary's (CA)	74	83
									162	A Fresno St.	65	73
									174	H Portland St.	70	76
									204	H Boston U.	75	68
									282	A Northern Ariz.	71	61
									350	H Sacramento St.	77	75
LAST 12 Division I GAMES:												
282	A	Northern Ariz.	71 61	124	H	Santa Clara	61	62				
204	H	Boston U.	75 68	162	A	Fresno St.	65	73				
174	H	Portland St.	70 76	121	A	Montana St.	65	77				
350	H	Sacramento St.	77 75									
95	H	San Francisco	79 67									
150	A	Saint Mary's (CA)	74 83									

Non-Div I Games:

UC Davis

■ Loss,
 ■ Non-Conf, S Site,
 ■ Home
 ■ Away
 N Neutral

Average RPI Win:	216	WON-LOST	WINNING	LAST 10	STRENGTH OF	OPP. STRENGTH	TEAM	ADJ.	CONF.	ADJ CONF.
Average RPI Loss:	158	RECORD	PCT. RANK	GAMES	SCHEDULE	OF SCHEDULE	RPI	RPI	RPI	RPI
DIV. I ONLY	3- 6	230	1- 1	48	324	194	194	24	24	
DIV. I NON-CONF.	3- 6	230	1- 1	47	324	193	193	24	24	
TOTALS	RPI 1-25	RPI 26-50	W-L RECORDS	RPI 51-100	RPI 101-150	RPI 150+				
3- 6	0- 1	0- 0	OVERALL	0- 1	0- 1	3- 3				
2- 1	0- 0	0- 0	HOME	0- 0	0- 0	2- 1				
0- 3	0- 1	0- 0	AWAY	0- 0	0- 1	0- 1				
1- 2	0- 0	0- 0	NEUTRAL	0- 1	0- 0	1- 1				
3- 6	0- 1	0- 0	NON-CONFERENCE	0- 1	0- 1	3- 3				
2- 1	0- 0	0- 0	HOME	0- 0	0- 0	2- 1				
0- 3	0- 1	0- 0	AWAY	0- 0	0- 1	0- 1				
1- 2	0- 0	0- 0	NEUTRAL	0- 1	0- 0	1- 1				
0- 0	0- 0	0- 0	CONFERENCE	0- 0	0- 0	0- 0				
0- 0	0- 0	0- 0	HOME	0- 0	0- 0	0- 0				
0- 0	0- 0	0- 0	AWAY	0- 0	0- 0	0- 0				
0- 0	0- 0	0- 0	NEUTRAL	0- 0	0- 0	0- 0				

RPI 1-25			RPI 26-50			RPI 51-100			RPI 101+			Team's RPI: 194
RPI	S	Opponent	Score	RPI	S	Opponent	Score	RPI	S	Opponent	Score	
1	A	Oregon St.	57 86					99	N	Davidson	72 78	140 A Southern Utah 68 82
												164 H San Jose St. 79 77
												174 H Portland St. 61 70
												174 N Portland St. 83 75
												234 N North Ala. 60 88
												300 A Denver 75 83
												310 H LMU (CA) 80 65
LAST 12 Division I GAMES:												
174	H	Portland St.	61 70	99	N	Davidson	72 78					
234	N	North Ala.	60 88	174	N	Portland St.	83 75					
300	A	Denver	75 83	140	A	Southern Utah	68 82					
310	H	LMU (CA)	80 65									
1	A	Oregon St.	57 86									
164	H	San Jose St.	79 77									

Non-Div I Games:

UC Irvine

UC Riverside

Through Games Of 12/10/19

Average RPI Win:	293	WON-LOST	WINNING	LAST 10	STRENGTH OF	OPP. STRENGTH	TEAM	ADJ.	CONF.	ADJ CONF.
Average RPI Loss:	141	RECORD	PCT. RANK	GAMES	SCHEDULE	OF SCHEDULE	RPI	RPI	RPI	RPI
DIV. I ONLY	3- 7	246	1- 0	202	233	258	258	24	24	
DIV. I NON-CONF.	3- 7	247	1- 0	201	232	260	260	24	24	
TOTALS	RPI 1-25	RPI 26-50	W-L RECORDS	RPI 51-100	RPI 101-150	RPI 150+				
3- 7	0- 0	0- 1	OVERALL	0- 2	0- 1	3- 3				
2- 2	0- 0	0- 0	HOME	0- 1	0- 0	2- 1				
1- 5	0- 0	0- 1	AWAY	0- 1	0- 1	1- 2				
0- 0	0- 0	0- 0	NEUTRAL	0- 0	0- 0	0- 0				
3- 7	0- 0	0- 1	NON-CONFERENCE	0- 2	0- 1	3- 3				
2- 2	0- 0	0- 0	HOME	0- 1	0- 0	2- 1				
1- 5	0- 0	0- 1	AWAY	0- 1	0- 1	1- 2				
0- 0	0- 0	0- 0	NEUTRAL	0- 0	0- 0	0- 0				
0- 0	0- 0	0- 0	CONFERENCE	0- 0	0- 0	0- 0				
0- 0	0- 0	0- 0	HOME	0- 0	0- 0	0- 0				
0- 0	0- 0	0- 0	AWAY	0- 0	0- 0	0- 0				
0- 0	0- 0	0- 0	NEUTRAL	0- 0	0- 0	0- 0				

RPI S	Opponent	Score	RPI S	Opponent	Score	RPI S	Opponent	Score	RPI S	Opponent	Score	Team's RPI: 258
42	A Arizona	27 70	56	A California	61 84	107	A New Mexico	70 80	199	A UTEP	50 63	
			80	H Southern California	59 76	211	H Weber St.	54 64	212	H California Baptist	80 64	
						292	A Colorado St.	40 52	325	A New Mexico St.	60 58	
						341	H Utah Valley	67 53				
LAST 12 Division I GAMES:												
80	H Southern California	59 76	212	H California Baptist	80 64							
199	A UTEP	50 63	292	A Colorado St.	40 52							
325	A New Mexico St.	60 58	42	A Arizona	27 70							
107	A New Mexico	70 80	211	H Weber St.	54 64							
			341	H Utah Valley	67 53							
			56	A California	61 84							

Non-Div I Games:

UC Riverside

■ Loss,
 ■ Non-Conf,
 ■ S Site,
 ■ H Home
 ■ A Away
 N Neutral

Average RPI Win:	262	WON-LOST	WINNING	LAST 10	STRENGTH OF	OPP. STRENGTH	TEAM	ADJ.	CONF.	ADJ CONF.
Average RPI Loss:	142	RECORD	PCT. RANK	GAMES	SCHEDULE	OF SCHEDULE	RPI	RPI	RPI	RPI
DIV. I ONLY	4- 5	188	1- 0	256	213	266	266	24	24	
DIV. I NON-CONF.	4- 5	187	1- 0	255	212	267	267	24	24	
TOTALS	RPI 1-25	RPI 26-50	W-L RECORDS	RPI 51-100	RPI 101-150	RPI 150+				
4- 5	0- 0	0- 1	OVERALL	1- 0	0- 2	3- 2				
3- 2	0- 0	0- 1	HOME	1- 0	0- 0	2- 1				
0- 2	0- 0	0- 0	AWAY	0- 0	0- 1	0- 1				
1- 1	0- 0	0- 0	NEUTRAL	0- 0	0- 1	1- 0				
4- 5	0- 0	0- 1	NON-CONFERENCE	1- 0	0- 2	3- 2				
3- 2	0- 0	0- 1	HOME	1- 0	0- 0	2- 1				
0- 2	0- 0	0- 0	AWAY	0- 0	0- 1	0- 1				
1- 1	0- 0	0- 0	NEUTRAL	0- 0	0- 1	1- 0				
0- 0	0- 0	0- 0	CONFERENCE	0- 0	0- 0	0- 0				
0- 0	0- 0	0- 0	HOME	0- 0	0- 0	0- 0				
0- 0	0- 0	0- 0	AWAY	0- 0	0- 0	0- 0				
0- 0	0- 0	0- 0	NEUTRAL	0- 0	0- 0	0- 0				

RPI 1-25			RPI 26-50			RPI 51-100			RPI 101+ Team's RPI: 266		
RPI	S	Opponent	Score	RPI	S	Opponent	Score	RPI	S	Opponent	Score
				40	H	Pacific	53 63	80	H	Southern California	57 46
								142	N	SFA	56 67
								150	A	Saint Mary's (CA)	43 64
								164	H	San Jose St.	70 73
								212	A	California Baptist	81 85
								304	H	San Diego St.	64 52
								324	N	Chicago St.	96 65
								341	H	Utah Valley	59 51
LAST 12 Division I GAMES:											
				324	N	Chicago St.	96 65	142	N	SFA	56 67
				40	H	Pacific	53 63	304	H	San Diego St.	64 52
				341	H	Utah Valley	59 51	212	A	California Baptist	81 85
								80	H	Southern California	57 46
								164	H	San Jose St.	70 73
								150	A	Saint Mary's (CA)	43 64

Non-Div I Games:

UC Santa Barbara

■ Loss,
 ■ Non-Conf,
 ■ S Site,
 ■ H Home
 ■ A Away
 N Neutral

Average RPI Win:	212	WON-LOST	WINNING	LAST 10	STRENGTH OF	OPP. STRENGTH	TEAM	ADJ.	CONF.	ADJ CONF.
Average RPI Loss:	80	RECORD	PCT. RANK	GAMES	SCHEDULE	OF SCHEDULE	RPI	RPI	RPI	RPI
DIV. I ONLY	4- 4	162	0- 1	71	172	110	110	9	9	
DIV. I NON-CONF.	4- 4	161	0- 1	69	169	109	109	9	9	
TOTALS	RPI 1-25	RPI 26-50	W-L RECORDS	RPI 51-100	RPI 101-150	RPI 150+				
4- 4	0- 1	0- 0	OVERALL	0- 2	1- 0	3- 1				
3- 0	0- 0	0- 0	HOME	0- 0	0- 0	3- 0				
1- 2	0- 1	0- 0	AWAY	0- 0	1- 0	0- 1				
0- 2	0- 0	0- 0	NEUTRAL	0- 2	0- 0	0- 0				
4- 4	0- 1	0- 0	NON-CONFERENCE	0- 2	1- 0	3- 1				
3- 0	0- 0	0- 0	HOME	0- 0	0- 0	3- 0				
1- 2	0- 1	0- 0	AWAY	0- 0	1- 0	0- 1				
0- 2	0- 0	0- 0	NEUTRAL	0- 2	0- 0	0- 0				
0- 0	0- 0	0- 0	CONFERENCE	0- 0	0- 0	0- 0				
0- 0	0- 0	0- 0	HOME	0- 0	0- 0	0- 0				
0- 0	0- 0	0- 0	AWAY	0- 0	0- 0	0- 0				
0- 0	0- 0	0- 0	NEUTRAL	0- 0	0- 0	0- 0				

RPI 1-25				RPI 26-50				RPI 51-100				RPI 101+ Team's RPI: 110			
RPI	S	Opponent	Score	RPI	S	Opponent	Score	RPI	S	Opponent	Score	RPI	S	Opponent	Score
16	A	FGCU	50 72					51	N	UCLA	56 61	142	A	SFA	63 57
								78	N	James Madison	43 46	173	A	Belmont	37 72
												197	H	Stetson	66 40
												215	H	Delaware	75 49
												295	H	Pittsburgh	74 58
LAST 12 Division I GAMES:															
				78	N	James Madison	43 46	16	A	FGCU	50 72				
				51	N	UCLA	56 61	173	A	Belmont	37 72				
				197	H	Stetson	66 40	295	H	Pittsburgh	74 58				
				215	H	Delaware	75 49								
				142	A	SFA	63 57								

Non-Div I Games:

UCF

Average RPI Win:	175	WON-LOST	WINNING	LAST 10	STRENGTH OF	OPP. STRENGTH	TEAM	ADJ.	CONF.	ADJ CONF.
Average RPI Loss:	0	RECORD	PCT. RANK	GAMES	SCHEDULE	OF SCHEDULE	RPI	RPI	RPI	RPI
DIV. I ONLY	8- 0	1	1- 0	290	41	51	51	1	1	
DIV. I NON-CONF.	8- 0	1	1- 0	290	41	51	51	1	1	
TOTALS	RPI 1-25	RPI 26-50	W-L RECORDS	RPI 51-100	RPI 101-150	RPI 150+				
8- 0	1- 0	0- 0	OVERALL	1- 0	1- 0	5- 0				
5- 0	0- 0	0- 0	HOME	1- 0	0- 0	4- 0				
2- 0	1- 0	0- 0	AWAY	0- 0	0- 0	1- 0				
1- 0	0- 0	0- 0	NEUTRAL	0- 0	1- 0	0- 0				
8- 0	1- 0	0- 0	NON-CONFERENCE	1- 0	1- 0	5- 0				
5- 0	0- 0	0- 0	HOME	1- 0	0- 0	4- 0				
2- 0	1- 0	0- 0	AWAY	0- 0	0- 0	1- 0				
1- 0	0- 0	0- 0	NEUTRAL	0- 0	1- 0	0- 0				
0- 0	0- 0	0- 0	CONFERENCE	0- 0	0- 0	0- 0				
0- 0	0- 0	0- 0	HOME	0- 0	0- 0	0- 0				
0- 0	0- 0	0- 0	AWAY	0- 0	0- 0	0- 0				
0- 0	0- 0	0- 0	NEUTRAL	0- 0	0- 0	0- 0				

RPI 1-25				RPI 26-50				RPI 51-100				Team's RPI: 51		RPI 101+			
RPI	S	Opponent	Score	RPI	S	Opponent	Score	RPI	S	Opponent	Score			RPI	S	Opponent	Score
20	A	Virginia	73 62					59	H	Yale	100 65			110	N	UCF	61 56
														191	H	Northern Colo.	92 58
														211	H	Weber St.	85 45
														226	A	CSUN	58 44
														276	H	Long Beach St.	86 51
														310	H	LMU (CA)	74 52
LAST 12 Division I GAMES:																	
				59	H	Yale	100 65	226	A	CSUN	58 44						
				191	H	Northern Colo.	92 58	20	A	Virginia	73 62						
				276	H	Long Beach St.	86 51	110	N	UCF	61 56						
				310	H	LMU (CA)	74 52										
				211	H	Weber St.	85 45										

Non-Div I Games:

UCLA

Average RPI Win:	72	WON-LOST	WINNING	LAST 10	STRENGTH OF	OPP. STRENGTH	TEAM	ADJ.	CONF.	ADJ CONF.
Average RPI Loss:	0	RECORD	PCT. RANK	GAMES	SCHEDULE	OF SCHEDULE	RPI	RPI	RPI	RPI
DIV. I ONLY	8- 0	1	1- 0	22	1	3	3	9	9	
DIV. I NON-CONF.	7- 0	1	1- 0	19	1	2	2	9	9	
TOTALS	RPI 1-25	RPI 26-50	W-L RECORDS	RPI 51-100	RPI 101-150	RPI 150+				
8- 0	2- 0	0- 0	OVERALL	4- 0	1- 0	1- 0				
3- 0	1- 0	0- 0	HOME	2- 0	0- 0	0- 0				
5- 0	1- 0	0- 0	AWAY	2- 0	1- 0	1- 0				
0- 0	0- 0	0- 0	NEUTRAL	0- 0	0- 0	0- 0				
7- 0	2- 0	0- 0	NON-CONFERENCE	3- 0	1- 0	1- 0				
3- 0	1- 0	0- 0	HOME	2- 0	0- 0	0- 0				
4- 0	1- 0	0- 0	AWAY	1- 0	1- 0	1- 0				
0- 0	0- 0	0- 0	NEUTRAL	0- 0	0- 0	0- 0				
1- 0	0- 0	0- 0	CONFERENCE	1- 0	0- 0	0- 0				
0- 0	0- 0	0- 0	HOME	0- 0	0- 0	0- 0				
1- 0	0- 0	0- 0	AWAY	1- 0	0- 0	0- 0				
0- 0	0- 0	0- 0	NEUTRAL	0- 0	0- 0	0- 0				

RPI 1-25				RPI 26-50				RPI 51-100				RPI 101+			
RPI	S	Opponent	Score	RPI	S	Opponent	Score	RPI	S	Opponent	Score	RPI	S	Opponent	Score
12	A	Ohio St.	73 62					56	H	California	72 61	101	A	Vanderbilt	64 51
20	H	Virginia	83 44					73	A	Temple	83 54	155	A	Dayton	75 37
								76	H	Notre Dame	81 57				
								79	A	Seton Hall	92 78				
LAST 12 Division I GAMES:															
76	H	Notre Dame	81 57	79	A	Seton Hall	92 78	155	A	Dayton	75 37	12	A	Ohio St.	73 62
56	H	California	72 61					20	H	Virginia	83 44	73	A	Temple	83 54
								101	A	Vanderbilt	64 51				

Non-Div I Games:

UConn

U
I
CU
I
C

UIC

Page 306

0- 0			0- 0			NEUTRAL			0- 0			0- 0			0- 0		
RPI 1-25				RPI 26-50				RPI 51-100				RPI 101+				Team's RPI: 330	
RPI	S	Opponent	Score	RPI	S	Opponent	Score	RPI	S	Opponent	Score	RPI	S	Opponent	Score		
												115	A	Syracuse	48	82	
												139	N	La Salle	58	74	
												168	A	William & Mary	48	76	
												181	A	Wagner	60	67	
												190	N	Kennesaw St.	44	59	
												210	A	Mt. St. Mary's	61	71	
												241	H	Howard	61	72	
												308	H	Coppin St.	71	48	

UMBC

Page 307

Average RPI Win:	0	WON-LOST	WINNING	LAST 10	STRENGTH OF	OPP. STRENGTH	TEAM	ADJ.	CONF.	ADJ CONF.
Average RPI Loss:	120	RECORD	PCT. RANK	GAMES	SCHEDULE	OF SCHEDULE	RPI	RPI	RPI	RPI
DIV. I ONLY	0- 7	334	0- 1	35	220	261	261	31	31	
DIV. I NON-CONF.	0- 7	334	0- 1	34	219	263	263	31	31	
TOTALS	RPI 1-25	RPI 26-50	W-L RECORDS	RPI 51-100	RPI 101-150	RPI 150+				
0- 7	0- 0	0- 2	OVERALL	0- 1	0- 2	0- 2				
0- 1	0- 0	0- 1	HOME	0- 0	0- 0	0- 0				
0- 6	0- 0	0- 1	AWAY	0- 1	0- 2	0- 2				
0- 0	0- 0	0- 0	NEUTRAL	0- 0	0- 0	0- 0				
0- 7	0- 0	0- 2	NON-CONFERENCE	0- 1	0- 2	0- 2				
0- 1	0- 0	0- 1	HOME	0- 0	0- 0	0- 0				
0- 6	0- 0	0- 1	AWAY	0- 1	0- 2	0- 2				
0- 0	0- 0	0- 0	NEUTRAL	0- 0	0- 0	0- 0				
0- 0	0- 0	0- 0	CONFERENCE	0- 0	0- 0	0- 0				
0- 0	0- 0	0- 0	HOME	0- 0	0- 0	0- 0				
0- 0	0- 0	0- 0	AWAY	0- 0	0- 0	0- 0				
0- 0	0- 0	0- 0	NEUTRAL	0- 0	0- 0	0- 0				

RPI 1-25				RPI 26-50				RPI 51-100				RPI 101+ Team's RPI: 261			
RPI	S	Opponent	Score	RPI	S	Opponent	Score	RPI	S	Opponent	Score	RPI	S	Opponent	Score
				47	H	Richmond	52 64	54	A	Old Dominion	39 48	114	A	UNC Greensboro	48 86
				49	A	Virginia Tech	43 86					115	A	Syracuse	50 65
												168	A	William & Mary	50 78
												291	A	East Carolina	42 57
LAST 12 Division I GAMES:															
				168	A	William & Mary	50 78	54	A	Old Dominion	39 48				
								47	H	Richmond	52 64				
								291	A	East Carolina	42 57				
								49	A	Virginia Tech	43 86				
								114	A	UNC Greensboro	48 86				
								115	A	Syracuse	50 65				

Non-Div I Games: Greensboro 65 48 Wesley 75 29

UMES

Loss, Non-Conf, S Site, H Home A Away N Neutral

Average RPI Win:	203	WON-LOST	WINNING	LAST 10	STRENGTH OF	OPP. STRENGTH	TEAM	ADJ.	CONF.	ADJ CONF.
Average RPI Loss:	97	RECORD	PCT. RANK	GAMES	SCHEDULE	OF SCHEDULE	RPI	RPI	RPI	RPI
DIV. I ONLY	4- 5	188	1- 1	52	171	125	125	32	32	
DIV. I NON-CONF.	4- 5	187	1- 1	51	168	124	124	32	32	
TOTALS	RPI 1-25	RPI 26-50	W-L RECORDS	RPI 51-100	RPI 101-150	RPI 150+				
4- 5	0- 1	0- 1	OVERALL	0- 2	0- 0	4- 1				
3- 2	0- 0	0- 0	HOME	0- 2	0- 0	3- 0				
1- 3	0- 1	0- 1	AWAY	0- 0	0- 0	1- 1				
0- 0	0- 0	0- 0	NEUTRAL	0- 0	0- 0	0- 0				
4- 5	0- 1	0- 1	NON-CONFERENCE	0- 2	0- 0	4- 1				
3- 2	0- 0	0- 0	HOME	0- 2	0- 0	3- 0				
1- 3	0- 1	0- 1	AWAY	0- 0	0- 0	1- 1				
0- 0	0- 0	0- 0	NEUTRAL	0- 0	0- 0	0- 0				
0- 0	0- 0	0- 0	CONFERENCE	0- 0	0- 0	0- 0				
0- 0	0- 0	0- 0	HOME	0- 0	0- 0	0- 0				
0- 0	0- 0	0- 0	AWAY	0- 0	0- 0	0- 0				
0- 0	0- 0	0- 0	NEUTRAL	0- 0	0- 0	0- 0				

RPI 1-25				RPI 26-50				RPI 51-100				RPI 101+				Team's RPI: 125	
RPI	S	Opponent	Score	RPI	S	Opponent	Score	RPI	S	Opponent	Score	RPI	S	Opponent	Score		
2	A	Missouri St.	58 83	40	A	Pacific	60 89	68	H	Loyola Chicago	67 72	169	H	Missouri	59 56		
								99	H	Davidson	64 74	170	A	George Mason	64 58		
												174	H	Portland St.	87 69		
												275	A	Omaha	53 57		
												300	H	Denver	83 79		
LAST 12 Division I GAMES:																	
174	H	Portland St.	87 69	170	A	George Mason	64 58	68	H	Loyola Chicago	67 72	40	A	Pacific	60 89		
99	H	Davidson	64 74	300	H	Denver	83 79										
169	H	Missouri	59 56														
275	A	Omaha	53 57														
2	A	Missouri St.	58 83														

Non-Div I Games: Rockhurst 78 60

UMKC

■ Loss,
 ■ Non-Conf, S Site,
 ■ Home
 ■ Away
 N Neutral

Average RPI Win:	330	WON-LOST	WINNING	LAST 10	STRENGTH OF	OPP. STRENGTH	TEAM	ADJ.	CONF.	ADJ CONF.
Average RPI Loss:	90	RECORD	PCT. RANK	GAMES	SCHEDULE	OF SCHEDULE	RPI	RPI	RPI	RPI
DIV. I ONLY	3- 7	246	1- 0	178	190	232	232	27	27	
DIV. I NON-CONF.	3- 7	247	1- 0	176	189	232	232	27	27	
TOTALS	RPI 1-25	RPI 26-50	W-L RECORDS	RPI 51-100	RPI 101-150	RPI 150+				
3- 7	0- 0	0- 1	OVERALL	0- 4	0- 1	3- 1				
1- 3	0- 0	0- 0	HOME	0- 1	0- 1	1- 1				
2- 4	0- 0	0- 1	AWAY	0- 3	0- 0	2- 0				
0- 0	0- 0	0- 0	NEUTRAL	0- 0	0- 0	0- 0				
3- 7	0- 0	0- 1	NON-CONFERENCE	0- 4	0- 1	3- 1				
1- 3	0- 0	0- 0	HOME	0- 1	0- 1	1- 1				
2- 4	0- 0	0- 1	AWAY	0- 3	0- 0	2- 0				
0- 0	0- 0	0- 0	NEUTRAL	0- 0	0- 0	0- 0				
0- 0	0- 0	0- 0	CONFERENCE	0- 0	0- 0	0- 0				
0- 0	0- 0	0- 0	HOME	0- 0	0- 0	0- 0				
0- 0	0- 0	0- 0	AWAY	0- 0	0- 0	0- 0				
0- 0	0- 0	0- 0	NEUTRAL	0- 0	0- 0	0- 0				

RPI	S	Opponent	Score	RPI	S	Opponent	Score	RPI	S	Opponent	Score	RPI	S	Opponent	Score	Team's RPI: 232
35	A	Kansas	44	79	59	H	Yale	59	67	127	H	Cornell	56	70		
					64	A	Providence	38	63	184	H	Massachusetts	58	74		
					70	A	Colgate	51	73	314	A	Bryant	55	35		
					90	A	Boston College	46	89	334	H	LIU Brooklyn	65	56		
										342	A	Central Conn. St.	56	54		
LAST 12 Division I GAMES:																
314	A	Bryant	55	35	334	H	LIU Brooklyn	65	56							
127	H	Cornell	56	70	342	A	Central Conn. St.	56	54							
64	A	Providence	38	63	70	A	Colgate	51	73							
59	H	Yale	59	67	90	A	Boston College	46	89							
35	A	Kansas	44	79												
184	H	Massachusetts	58	74												

Non-Div I Games:

UMass Lowell

■ Loss,
 ■ Non-Conf,
 ■ S Site,
 ■ H Home
 ■ A Away
 N Neutral

ONE ADJ. RPI				THROUGH GAMES OF 11/10/19						
Average RPI Win:	312	WON-LOST	WINNING	LAST 10	STRENGTH OF	OPP. STRENGTH	TEAM	ADJ.	CONF.	ADJ CONF.
Average RPI Loss:	114	RECORD	PCT. RANK	GAMES	SCHEDULE	OF SCHEDULE	RPI	RPI	RPI	RPI
DIV. I ONLY	3- 1	60	1- 0	344	272	259	259	30	30	
DIV. I NON-CONF.	3- 1	61	1- 0	344	273	261	261	30	30	
TOTALS	RPI 1-25	RPI 26-50	W-L RECORDS	RPI 51-100	RPI 101-150	RPI 150+				
3- 1	0- 0	0- 0	OVERALL	0- 0	0- 1	3- 0				
1- 1	0- 0	0- 0	HOME	0- 0	0- 1	1- 0				
2- 0	0- 0	0- 0	AWAY	0- 0	0- 0	2- 0				
0- 0	0- 0	0- 0	NEUTRAL	0- 0	0- 0	0- 0				
3- 1	0- 0	0- 0	NON-CONFERENCE	0- 0	0- 1	3- 0				
1- 1	0- 0	0- 0	HOME	0- 0	0- 1	1- 0				
2- 0	0- 0	0- 0	AWAY	0- 0	0- 0	2- 0				
0- 0	0- 0	0- 0	NEUTRAL	0- 0	0- 0	0- 0				
0- 0	0- 0	0- 0	CONFERENCE	0- 0	0- 0	0- 0				
0- 0	0- 0	0- 0	HOME	0- 0	0- 0	0- 0				
0- 0	0- 0	0- 0	AWAY	0- 0	0- 0	0- 0				
0- 0	0- 0	0- 0	NEUTRAL	0- 0	0- 0	0- 0				

RPI 1-25				RPI 26-50				RPI 51-100				RPI 101+				Team's RPI: 259	
RPI	S	Opponent	Score	RPI	S	Opponent	Score	RPI	S	Opponent	Score	RPI	S	Opponent	Score		
												114	H	UNC Greensboro	40	67	
												280	A	ETSU	72	54	
												309	A	Western Caro.	64	47	
												346	H	South Carolina St.	82	51	
LAST 12 Division I GAMES:																	
												346	H	South Carolina St.	82	51	
												114	H	UNC Greensboro	40	67	
												280	A	ETSU	72	54	
												309	A	Western Caro.	64	47	

Non-Div I Games:	Montreat	89	45	Lenoir-Rhyne	68	48
------------------	----------	----	----	--------------	----	----

UNC Asheville

■ Loss, ■ Non-Conf, S Site, H Home A Away N Neutral

Page 311

UNC Greensboro

Through Games Of 12/10/19

Average RPI Win:	248	WON-LOST	WINNING	LAST 10	STRENGTH OF	OPP. STRENGTH	TEAM	ADJ.	CONF.	ADJ CONF.
Average RPI Loss:	108	RECORD	PCT. RANK	GAMES	SCHEDULE	OF SCHEDULE	RPI	RPI	RPI	RPI
DIV. I ONLY	5- 3	105	1- 0	177	218	114	114	25	25	
DIV. I NON-CONF.	5- 3	104	1- 0	175	217	113	113	25	25	
TOTALS	RPI 1-25	RPI 26-50	W-L RECORDS	RPI 51-100	RPI 101-150	RPI 150+				
5- 3	0- 0	0- 1	OVERALL	0- 0	0- 2	5- 0				
2- 1	0- 0	0- 1	HOME	0- 0	0- 0	2- 0				
3- 2	0- 0	0- 0	AWAY	0- 0	0- 2	3- 0				
0- 0	0- 0	0- 0	NEUTRAL	0- 0	0- 0	0- 0				
5- 3	0- 0	0- 1	NON-CONFERENCE	0- 0	0- 2	5- 0				
2- 1	0- 0	0- 1	HOME	0- 0	0- 0	2- 0				
3- 2	0- 0	0- 0	AWAY	0- 0	0- 2	3- 0				
0- 0	0- 0	0- 0	NEUTRAL	0- 0	0- 0	0- 0				
0- 0	0- 0	0- 0	CONFERENCE	0- 0	0- 0	0- 0				
0- 0	0- 0	0- 0	HOME	0- 0	0- 0	0- 0				
0- 0	0- 0	0- 0	AWAY	0- 0	0- 0	0- 0				
0- 0	0- 0	0- 0	NEUTRAL	0- 0	0- 0	0- 0				

RPI 1-25			RPI 26-50			RPI 51-100			RPI 101+			Team's RPI: 114
RPI	S	Opponent	Score	RPI	S	Opponent	Score	RPI	S	Opponent	Score	
				47	H	Richmond	62 70					
								136	A	Campbell	64 72	
								141	A	Coastal Caro.	54 63	
								201	A	Liberty	58 53	
								202	A	Wake Forest	67 65	
								259	A	UNC Asheville	67 40	
								261	H	UMES	86 48	
								319	H	Georgia St.	64 49	
LAST 12 Division I GAMES:												
319	H	Georgia St.	64 49	202	A	Wake Forest	67 65					
136	A	Campbell	64 72	47	H	Richmond	62 70					
259	A	UNC Asheville	67 40									
201	A	Liberty	58 53									
261	H	UMES	86 48									
141	A	Coastal Caro.	54 63									

Non-Div I Games: Erskine 106 44

UNC Greensboro

Loss, Non-Conf, S Site, H Home A Away N Neutral

Average RPI Win: 308		WON-LOST	WINNING	LAST 10	STRENGTH OF		OPP. STRENGTH	TEAM	ADJ.	CONF.	ADJ CONF.
Average RPI Loss: 171		RECORD	PCT. RANK	GAMES	SCHEDULE		OF SCHEDULE	RPI	RPI	RPI	RPI
DIV. I ONLY		2- 5	254	0- 1	195		314	274	274	19	19
DIV. I NON-CONF.		2- 5	254	0- 1	193		315	275	275	19	19
TOTALS		RPI 1-25	RPI 26-50		W-L RECORDS		RPI 51-100	RPI 101-150		RPI 150+	
2- 5	0- 1	0- 0		OVERALL		0- 0	0- 1		2- 3		
1- 2	0- 0	0- 0		HOME		0- 0	0- 1		1- 1		
1- 3	0- 1	0- 0		AWAY		0- 0	0- 0		1- 2		
0- 0	0- 0	0- 0		NEUTRAL		0- 0	0- 0		0- 0		
2- 5	0- 1	0- 0		NON-CONFERENCE		0- 0	0- 1		2- 3		
1- 2	0- 0	0- 0		HOME		0- 0	0- 1		1- 1		
1- 3	0- 1	0- 0		AWAY		0- 0	0- 0		1- 2		
0- 0	0- 0	0- 0		NEUTRAL		0- 0	0- 0		0- 0		
0- 0	0- 0	0- 0		CONFERENCE		0- 0	0- 0		0- 0		
0- 0	0- 0	0- 0		HOME		0- 0	0- 0		0- 0		
0- 0	0- 0	0- 0		AWAY		0- 0	0- 0		0- 0		
0- 0	0- 0	0- 0		NEUTRAL		0- 0	0- 0		0- 0		

RPI 1-25				RPI 26-50				RPI 51-100				RPI 101+ Team's RPI: 274			
RPI	S	Opponent	Score	RPI	S	Opponent	Score	RPI	S	Opponent	Score	RPI	S	Opponent	Score
17	A	NC State	40 80									141	H	Coastal Caro.	43 62
												190	H	Kennesaw St.	56 58
												202	A	Wake Forest	55 65
												270	A	Presbyterian	70 60
												307	A	Longwood	58 59
												346	H	South Carolina St.	84 46
LAST 12 Division I GAMES:															
307	A	Longwood	58 59	141	H	Coastal Caro.	43 62								
17	A	NC State	40 80	270	A	Presbyterian	70 60								
202	A	Wake Forest	55 65	190	H	Kennesaw St.	56 58								
				346	H	South Carolina St.	84 46								

Non-Div I Games:	Mount Olive	75	67
------------------	-------------	----	----

UNCW

Loss, Non-Conf, S Site, H Home A Away N Neutral

Average RPI Win:	177	WON-LOST	WINNING	LAST 10	STRENGTH OF	OPP. STRENGTH	TEAM	ADJ.	CONF.	ADJ CONF.
Average RPI Loss:	46	RECORD	PCT. RANK	GAMES	SCHEDULE	OF SCHEDULE	RPI	RPI	RPI	RPI
DIV. I ONLY	5- 3	105	1- 0	114	15	58	58	5	5	
DIV. I NON-CONF.	5- 3	104	1- 0	114	15	59	59	5	5	
TOTALS	RPI 1-25	RPI 26-50	W-L RECORDS	RPI 51-100	RPI 101-150	RPI 150+				
5- 3	1- 2	0- 0	OVERALL	0- 0	1- 1	3- 0				
2- 0	1- 0	0- 0	HOME	0- 0	0- 0	1- 0				
3- 1	0- 1	0- 0	AWAY	0- 0	1- 0	2- 0				
0- 2	0- 1	0- 0	NEUTRAL	0- 0	0- 1	0- 0				
5- 3	1- 2	0- 0	NON-CONFERENCE	0- 0	1- 1	3- 0				
2- 0	1- 0	0- 0	HOME	0- 0	0- 0	1- 0				
3- 1	0- 1	0- 0	AWAY	0- 0	1- 0	2- 0				
0- 2	0- 1	0- 0	NEUTRAL	0- 0	0- 1	0- 0				
0- 0	0- 0	0- 0	CONFERENCE	0- 0	0- 0	0- 0				
0- 0	0- 0	0- 0	HOME	0- 0	0- 0	0- 0				
0- 0	0- 0	0- 0	AWAY	0- 0	0- 0	0- 0				
0- 0	0- 0	0- 0	NEUTRAL	0- 0	0- 0	0- 0				

RPI 1-25				RPI 26-50				RPI 51-100				Team's RPI: 58		RPI 101+			
RPI	S	Opponent	Score	RPI	S	Opponent	Score	RPI	S	Opponent	Score	RPI	S	Opponent	Score		
8	A	Creighton	54 57									117	N	Alabama	77 87		
12	N	Ohio St.	46 64									137	A	Wichita St.	61 50		
24	H	Iowa	88 66									169	A	Missouri	78 73		
												275	A	Omaha	81 45		
												279	H	North Dakota St.	95 63		
LAST 12 Division I GAMES:																	
275	A	Omaha	81 45	117	N	Alabama	77 87										
8	A	Creighton	54 57	24	H	Iowa	88 66										
12	N	Ohio St.	46 64	169	A	Missouri	78 73										
				137	A	Wichita St.	61 50										
				279	H	North Dakota St.	95 63										

Non-Div I Games: Northwest Mo. St. 78 53

UNI

■ Loss,
 ■ Non-Conf, S Site,
 ■ Home
 ■ Away
 N Neutral

Average RPI Win:	240	WON-LOST	WINNING	LAST 10	STRENGTH OF	OPP. STRENGTH	TEAM	ADJ.	CONF.	ADJ CONF.
Average RPI Loss:	155	RECORD	PCT. RANK	GAMES	SCHEDULE	OF SCHEDULE	RPI	RPI	RPI	RPI
DIV. I ONLY	3- 5	222	1- 0	129	318	244	244	20	20	
DIV. I NON-CONF.	3- 4	198	1- 0	157	317	240	240	21	21	
TOTALS	RPI 1-25	RPI 26-50	W-L RECORDS	RPI 51-100	RPI 101-150	RPI 150+				
3- 5	0- 1	0- 0	OVERALL	1- 0	0- 1	2- 3				
2- 4	0- 1	0- 0	HOME	1- 0	0- 0	1- 3				
1- 1	0- 0	0- 0	AWAY	0- 0	0- 1	1- 0				
0- 0	0- 0	0- 0	NEUTRAL	0- 0	0- 0	0- 0				
3- 4	0- 1	0- 0	NON-CONFERENCE	1- 0	0- 1	2- 2				
2- 3	0- 1	0- 0	HOME	1- 0	0- 0	1- 2				
1- 1	0- 0	0- 0	AWAY	0- 0	0- 1	1- 0				
0- 0	0- 0	0- 0	NEUTRAL	0- 0	0- 0	0- 0				
0- 1	0- 0	0- 0	CONFERENCE	0- 0	0- 0	0- 1				
0- 1	0- 0	0- 0	HOME	0- 0	0- 0	0- 1				
0- 0	0- 0	0- 0	AWAY	0- 0	0- 0	0- 0				
0- 0	0- 0	0- 0	NEUTRAL	0- 0	0- 0	0- 0				

RPI 1-25				RPI 26-50				RPI 51-100				RPI 101+ Team's RPI: 244			
RPI	S	Opponent	Score	RPI	S	Opponent	Score	RPI	S	Opponent	Score	RPI	S	Opponent	Score
22	H	Duke	45 57					84	H	St. John's (NY)	79 75	140	A	Southern Utah	68 72
												162	H	Fresno St.	66 72
												213	H	Elon	44 50
												239	H	Cal St. Fullerton	58 64
												290	A	Pepperdine	69 44
												346	H	South Carolina St.	66 57
LAST 12 Division I GAMES:															
290	A	Pepperdine	69 44	84	H	St. John's (NY)	79 75								
162	H	Fresno St.	66 72	239	H	Cal St. Fullerton	58 64								
213	H	Elon	44 50												
346	H	South Carolina St.	66 57												
140	A	Southern Utah	68 72												
22	H	Duke	45 57												

Non-Div I Games:

UNLV

Average RPI Win:	330	WON-LOST	WINNING	LAST 10	STRENGTH OF	OPP. STRENGTH	TEAM	ADJ.	CONF.	ADJ CONF.
Average RPI Loss:	144	RECORD	PCT. RANK	GAMES	SCHEDULE	OF SCHEDULE	RPI	RPI	RPI	RPI
DIV. I ONLY	2- 4	230	0- 1	327	104	313	313	30	30	
DIV. I NON-CONF.	2- 4	230	0- 1	327	105	312	312	30	30	
TOTALS	RPI 1-25	RPI 26-50	W-L RECORDS	RPI 51-100	RPI 101-150	RPI 150+				
2- 4	0- 1	0- 0	OVERALL	0- 1	0- 0	2- 2				
2- 0	0- 0	0- 0	HOME	0- 0	0- 0	2- 0				
0- 4	0- 1	0- 0	AWAY	0- 1	0- 0	0- 2				
0- 0	0- 0	0- 0	NEUTRAL	0- 0	0- 0	0- 0				
2- 4	0- 1	0- 0	NON-CONFERENCE	0- 1	0- 0	2- 2				
2- 0	0- 0	0- 0	HOME	0- 0	0- 0	2- 0				
0- 4	0- 1	0- 0	AWAY	0- 1	0- 0	0- 2				
0- 0	0- 0	0- 0	NEUTRAL	0- 0	0- 0	0- 0				
0- 0	0- 0	0- 0	CONFERENCE	0- 0	0- 0	0- 0				
0- 0	0- 0	0- 0	HOME	0- 0	0- 0	0- 0				
0- 0	0- 0	0- 0	AWAY	0- 0	0- 0	0- 0				
0- 0	0- 0	0- 0	NEUTRAL	0- 0	0- 0	0- 0				

RPI 1-25				RPI 26-50				RPI 51-100				RPI 101+ Team's RPI: 313			
RPI	S	Opponent	Score	RPI	S	Opponent	Score	RPI	S	Opponent	Score	RPI	S	Opponent	Score
15	A	South Carolina	32 112					52	A	Georgia	53 67	218	A	Jacksonville	43 87
												291	A	East Carolina	48 69
												309	H	Western Caro.	70 62
												351	H	Florida A&M	74 61
LAST 12 Division I GAMES:															
				351	H	Florida A&M	74 61	52	A	Georgia	53 67				
								15	A	South Carolina	32 112				
								218	A	Jacksonville	43 87				
								309	H	Western Caro.	70 62				
								291	A	East Carolina	48 69				

Non-Div I Games: Mars Hill 89 31

USC Upstate

■ Loss,
 ■ Non-Conf,
 ■ S Site,
 ■ H Home
 ■ A Away
 N Neutral

Average RPI Win:	212	WON-LOST	WINNING	LAST 10	STRENGTH OF	OPP. STRENGTH	TEAM	ADJ.	CONF.	ADJ CONF.
Average RPI Loss:	17	RECORD	PCT. RANK	GAMES	SCHEDULE	OF SCHEDULE	RPI	RPI	RPI	RPI
DIV. I ONLY	5- 3	105	1- 0	154	14	82	82	22	22	
DIV. I NON-CONF.	5- 3	104	1- 0	155	14	82	82	22	22	
TOTALS	RPI 1-25	RPI 26-50	W-L RECORDS	RPI 51-100	RPI 101-150	RPI 150+				
5- 3	0- 2	0- 1	OVERALL	1- 0	1- 0	3- 0				
2- 0	0- 0	0- 0	HOME	1- 0	0- 0	1- 0				
3- 0	0- 0	0- 0	AWAY	0- 0	1- 0	2- 0				
0- 3	0- 2	0- 1	NEUTRAL	0- 0	0- 0	0- 0				
5- 3	0- 2	0- 1	NON-CONFERENCE	1- 0	1- 0	3- 0				
2- 0	0- 0	0- 0	HOME	1- 0	0- 0	1- 0				
3- 0	0- 0	0- 0	AWAY	0- 0	1- 0	2- 0				
0- 3	0- 2	0- 1	NEUTRAL	0- 0	0- 0	0- 0				
0- 0	0- 0	0- 0	CONFERENCE	0- 0	0- 0	0- 0				
0- 0	0- 0	0- 0	HOME	0- 0	0- 0	0- 0				
0- 0	0- 0	0- 0	AWAY	0- 0	0- 0	0- 0				
0- 0	0- 0	0- 0	NEUTRAL	0- 0	0- 0	0- 0				

RPI 1-25				RPI 26-50				RPI 51-100				RPI 101+			
RPI	S	Opponent	Score	RPI	S	Opponent	Score	RPI	S	Opponent	Score	RPI	S	Opponent	Score
5	N	Louisville	67 76	34	N	Oklahoma St.	47 60	91	H	Wright St.	68 62	138	A	North Texas	68 49
13	N	Oregon	54 91									249	A	Grambling	88 54
												260	A	Kansas St.	57 53
												324	H	Chicago St.	84 53
LAST 12 Division I GAMES:															
				91	H	Wright St.	68 62	249	A	Grambling	88 54				
				34	N	Oklahoma St.	47 60	138	A	North Texas	68 49				
				13	N	Oregon	54 91	324	H	Chicago St.	84 53				
				5	N	Louisville	67 76								
				260	A	Kansas St.	57 53								

Non-Div I Games:

UT Arlington

Average RPI Win:	191	WON-LOST	WINNING	LAST 10	STRENGTH OF	OPP. STRENGTH	TEAM	ADJ.	CONF.	ADJ CONF.
Average RPI Loss:	41	RECORD	PCT. RANK	GAMES	SCHEDULE	OF SCHEDULE	RPI	RPI	RPI	RPI
DIV. I ONLY	3- 5	222	1- 0	98	18	145	145	23	23	
DIV. I NON-CONF.	3- 5	224	1- 0	98	18	144	144	23	23	
TOTALS	RPI 1-25	RPI 26-50	W-L RECORDS	RPI 51-100	RPI 101-150	RPI 150+				
3- 5	0- 2	0- 2	OVERALL	1- 0	0- 1	2- 0				
3- 0	0- 0	0- 0	HOME	1- 0	0- 0	2- 0				
0- 5	0- 2	0- 2	AWAY	0- 0	0- 1	0- 0				
0- 0	0- 0	0- 0	NEUTRAL	0- 0	0- 0	0- 0				
3- 5	0- 2	0- 2	NON-CONFERENCE	1- 0	0- 1	2- 0				
3- 0	0- 0	0- 0	HOME	1- 0	0- 0	2- 0				
0- 5	0- 2	0- 2	AWAY	0- 0	0- 1	0- 0				
0- 0	0- 0	0- 0	NEUTRAL	0- 0	0- 0	0- 0				
0- 0	0- 0	0- 0	CONFERENCE	0- 0	0- 0	0- 0				
0- 0	0- 0	0- 0	HOME	0- 0	0- 0	0- 0				
0- 0	0- 0	0- 0	AWAY	0- 0	0- 0	0- 0				
0- 0	0- 0	0- 0	NEUTRAL	0- 0	0- 0	0- 0				

RPI 1-25				RPI 26-50				RPI 51-100				RPI 101+ Team's RPI: 145			
RPI	S	Opponent	Score	RPI	S	Opponent	Score	RPI	S	Opponent	Score	RPI	S	Opponent	Score
7	A	Gonzaga	55 78	26	A	Illinois St.	47 70	75	H	IUPUI	57 51	123	A	Southern Ill.	59 70
11	A	Mississippi St.	46 82	38	A	Saint Louis	50 56					203	H	Samford	80 75
												294	H	Chattanooga	78 51
LAST 12 Division I GAMES:															
				75	H	IUPUI	57 51	294	H	Chattanooga	78 51				
				203	H	Samford	80 75	123	A	Southern Ill.	59 70				
				7	A	Gonzaga	55 78	26	A	Illinois St.	47 70				
				11	A	Mississippi St.	46 82								
				38	A	Saint Louis	50 56								

Non-Div I Games:

UT Martin

■ Loss,
■ Non-Conf, S Site,
■ Home
■ Away
N Neutral

Average RPI Win:	282	WON-LOST	WINNING	LAST 10	STRENGTH OF	OPP. STRENGTH	TEAM	ADJ.	CONF.	ADJ CONF.
Average RPI Loss:	75	RECORD	PCT. RANK	GAMES	SCHEDULE	OF SCHEDULE	RPI	RPI	RPI	RPI
DIV. I ONLY	7- 2	51	0- 1	284	270	199	199	13	13	
DIV. I NON-CONF.	7- 2	52	0- 1	286	271	198	198	13	13	
TOTALS	RPI 1-25	RPI 26-50	W-L RECORDS	RPI 51-100	RPI 101-150	RPI 150+				
7- 2	0- 0	0- 1	OVERALL	0- 0	0- 1	7- 0				
6- 2	0- 0	0- 1	HOME	0- 0	0- 1	6- 0				
1- 0	0- 0	0- 0	AWAY	0- 0	0- 0	1- 0				
0- 0	0- 0	0- 0	NEUTRAL	0- 0	0- 0	0- 0				
7- 2	0- 0	0- 1	NON-CONFERENCE	0- 0	0- 1	7- 0				
6- 2	0- 0	0- 1	HOME	0- 0	0- 1	6- 0				
1- 0	0- 0	0- 0	AWAY	0- 0	0- 0	1- 0				
0- 0	0- 0	0- 0	NEUTRAL	0- 0	0- 0	0- 0				
0- 0	0- 0	0- 0	CONFERENCE	0- 0	0- 0	0- 0				
0- 0	0- 0	0- 0	HOME	0- 0	0- 0	0- 0				
0- 0	0- 0	0- 0	AWAY	0- 0	0- 0	0- 0				
0- 0	0- 0	0- 0	NEUTRAL	0- 0	0- 0	0- 0				

RPI 1-25			RPI 26-50			RPI 51-100			RPI 101+			Team's RPI: 199
RPI	S	Opponent	Score	RPI	S	Opponent	Score	RPI	S	Opponent	Score	
				42	H	Arizona	43 54					
								107	H	New Mexico	78 93	
								211	H	Weber St.	70 51	
								219	H	Western Mich.	76 46	
								258	H	UC Riverside	63 50	
								318	H	Alcorn	92 47	
								319	H	Georgia St.	71 68	
								325	A	New Mexico St.	63 57	
								325	H	New Mexico St.	65 45	
LAST 12 Division I GAMES:												
				42	H	Arizona	43 54	211	H	Weber St.	70 51	
				325	A	New Mexico St.	63 57	319	H	Georgia St.	71 68	
				258	H	UC Riverside	63 50	219	H	Western Mich.	76 46	
								325	H	New Mexico St.	65 45	
								107	H	New Mexico	78 93	
								318	H	Alcorn	92 47	

Non-Div I Games:

UTEP

Average RPI Win:	345	WON-LOST	WINNING	LAST 10	STRENGTH OF	OPP. STRENGTH	TEAM	ADJ.	CONF.	ADJ CONF.
Average RPI Loss:	147	RECORD	PCT. RANK	GAMES	SCHEDULE	OF SCHEDULE	RPI	RPI	RPI	RPI
DIV. I ONLY	1- 3	277	0- 0	335	204	339	339	32	32	
DIV. I NON-CONF.	1- 3	278	0- 0	335	204	339	339	32	32	
TOTALS	RPI 1-25	RPI 26-50	W-L RECORDS	RPI 51-100	RPI 101-150	RPI 150+				
1- 3	0- 0	0- 0	OVERALL	0- 1	0- 1	1- 1				
1- 1	0- 0	0- 0	HOME	0- 1	0- 0	1- 0				
0- 2	0- 0	0- 0	AWAY	0- 0	0- 1	0- 1				
0- 0	0- 0	0- 0	NEUTRAL	0- 0	0- 0	0- 0				
1- 3	0- 0	0- 0	NON-CONFERENCE	0- 1	0- 1	1- 1				
1- 1	0- 0	0- 0	HOME	0- 1	0- 0	1- 0				
0- 2	0- 0	0- 0	AWAY	0- 0	0- 1	0- 1				
0- 0	0- 0	0- 0	NEUTRAL	0- 0	0- 0	0- 0				
0- 0	0- 0	0- 0	CONFERENCE	0- 0	0- 0	0- 0				
0- 0	0- 0	0- 0	HOME	0- 0	0- 0	0- 0				
0- 0	0- 0	0- 0	AWAY	0- 0	0- 0	0- 0				
0- 0	0- 0	0- 0	NEUTRAL	0- 0	0- 0	0- 0				

RPI 1-25				RPI 26-50				RPI 51-100				RPI 101+ Team's RPI: 339					
RPI	S	Opponent	Score	RPI	S	Opponent	Score	RPI	S	Opponent	Score	RPI	S	Opponent	Score		
								67	H	Texas Southern	44	71	126	A	Texas	69	85
													248	A	A&M-Corpus Christi	50	61
													345	H	UTSA	75	64
LAST 12 Division I GAMES:																	

Non-Div I Games: Tex. A&M Int'l 72 56 Tex. A&M-Kingsville 66 45 Texas Lutheran 98 46 Minot St. 75 56

UTRGV

Average RPI Win:	349	WON-LOST	WINNING	LAST 10	STRENGTH OF	OPP. STRENGTH	TEAM	ADJ.	CONF.	ADJ CONF.
Average RPI Loss:	196	RECORD	PCT. RANK	GAMES	SCHEDULE	OF SCHEDULE	RPI	RPI	RPI	RPI
DIV. I ONLY	1- 6	310	0- 1	331	301	345	345	13	13	
DIV. I NON-CONF.	1- 6	309	0- 1	331	303	345	345	13	13	
TOTALS	RPI 1-25	RPI 26-50	W-L RECORDS	RPI 51-100	RPI 101-150	RPI 150+				
1- 6	0- 0	0- 0	OVERALL	0- 0	0- 1	1- 5				
1- 1	0- 0	0- 0	HOME	0- 0	0- 0	1- 1				
0- 4	0- 0	0- 0	AWAY	0- 0	0- 1	0- 3				
0- 1	0- 0	0- 0	NEUTRAL	0- 0	0- 0	0- 1				
1- 6	0- 0	0- 0	NON-CONFERENCE	0- 0	0- 1	1- 5				
1- 1	0- 0	0- 0	HOME	0- 0	0- 0	1- 1				
0- 4	0- 0	0- 0	AWAY	0- 0	0- 1	0- 3				
0- 1	0- 0	0- 0	NEUTRAL	0- 0	0- 0	0- 1				
0- 0	0- 0	0- 0	CONFERENCE	0- 0	0- 0	0- 0				
0- 0	0- 0	0- 0	HOME	0- 0	0- 0	0- 0				
0- 0	0- 0	0- 0	AWAY	0- 0	0- 0	0- 0				
0- 0	0- 0	0- 0	NEUTRAL	0- 0	0- 0	0- 0				

RPI 1-25			RPI 26-50			RPI 51-100			RPI 101+			Team's RPI: 345
RPI	S	Opponent	Score	RPI	S	Opponent	Score	RPI	S	Opponent	Score	
								126	A	Texas	53	84
								157	A	Hawaii	50	62
								171	H	Sam Houston St.	77	81
								192	A	Texas St.	69	74
								193	N	Utah	45	91
								339	A	UTRGV	64	75
								349	H	Incarnate Word	63	56
LAST 12 Division I GAMES:												
349	H	Incarnate Word	63	56	171	H	Sam Houston St.	77	81			
					192	A	Texas St.	69	74			
					339	A	UTRGV	64	75			
					193	N	Utah	45	91			
					157	A	Hawaii	50	62			
					126	A	Texas	53	84			

Non-Div I Games: Southwest (NM) 79 62 Concordia (TX) 73 44

UTSA

Loss, Non-Conf, S Site, H Home A Away N Neutral

Average RPI Win: 200		WON-LOST	WINNING	LAST 10	STRENGTH OF	OPP. STRENGTH	TEAM	ADJ.	CONF.	ADJ CONF.
Average RPI Loss: 140		RECORD	PCT. RANK	GAMES	SCHEDULE	OF SCHEDULE	RPI	RPI	RPI	RPI
DIV. I ONLY		5- 3	105	1- 0	313	32	193	193	1	1
DIV. I NON-CONF.		5- 3	104	1- 0	314	32	192	192	1	1
TOTALS		RPI 1-25	RPI 26-50	W-L RECORDS	RPI 51-100	RPI 101-150	RPI 150+			
5- 3	0- 1		0- 0	OVERALL	1- 0	1- 0	3- 2			
2- 1	0- 1		0- 0	HOME	0- 0	0- 0	2- 0			
1- 2	0- 0		0- 0	AWAY	0- 0	1- 0	0- 2			
2- 0	0- 0		0- 0	NEUTRAL	1- 0	0- 0	1- 0			
5- 3	0- 1		0- 0	NON-CONFERENCE	1- 0	1- 0	3- 2			
2- 1	0- 1		0- 0	HOME	0- 0	0- 0	2- 0			
1- 2	0- 0		0- 0	AWAY	0- 0	1- 0	0- 2			
2- 0	0- 0		0- 0	NEUTRAL	1- 0	0- 0	1- 0			
0- 0	0- 0		0- 0	CONFERENCE	0- 0	0- 0	0- 0			
0- 0	0- 0		0- 0	HOME	0- 0	0- 0	0- 0			
0- 0	0- 0		0- 0	AWAY	0- 0	0- 0	0- 0			
0- 0	0- 0		0- 0	NEUTRAL	0- 0	0- 0	0- 0			

RPI 1-25					
RPI	S	Opponent	Score		
14	H	South Dakota	81	84	
RPI 26-50					
RPI	S	Opponent	Score		
RPI 51-100					
RPI	S	Opponent	Score		
67	N	Texas Southern	61	52	
RPI 101+					
RPI	S	Opponent	Score		
144	A	BYU	77	73	
152	A	Cincinnati	62	68	
221	H	Eastern Wash.	87	49	
225	H	Oral Roberts	78	58	
255	A	Xavier	63	70	
345	N	UTSA	91	45	
Team's RPI: 193					
LAST 12 Division I GAMES:					
225	H	Oral Roberts	78	58	
144	A	BYU	77	73	
345	N	UTSA	91	45	
67	N	Texas Southern	61	52	
221	H	Eastern Wash.	87	49	
14	H	South Dakota	81	84	
255	A	Xavier	63	70	
152	A	Cincinnati	62	68	

Non-Div I Games:

Utah

■ Loss, ■ Non-Conf, S Site, H Home A Away N Neutral

Average RPI Win:	310	WON-LOST	WINNING	LAST 10	STRENGTH OF	OPP. STRENGTH	TEAM	ADJ.	CONF.	ADJ CONF.
Average RPI Loss:	148	RECORD	PCT. RANK	GAMES	SCHEDULE	OF SCHEDULE	RPI	RPI	RPI	RPI
DIV. I ONLY	2- 6	277	0- 1	165	305	263	263	20	20	
DIV. I NON-CONF.	2- 4	230	0- 0	241	276	259	259	21	21	
TOTALS	RPI 1-25	RPI 26-50	W-L RECORDS	RPI 51-100	RPI 101-150	RPI 150+				
2- 6	0- 1	0- 0	OVERALL	0- 0	0- 1	2- 4				
1- 2	0- 0	0- 0	HOME	0- 0	0- 0	1- 2				
1- 4	0- 1	0- 0	AWAY	0- 0	0- 1	1- 2				
0- 0	0- 0	0- 0	NEUTRAL	0- 0	0- 0	0- 0				
2- 4	0- 1	0- 0	NON-CONFERENCE	0- 0	0- 1	2- 2				
1- 1	0- 0	0- 0	HOME	0- 0	0- 0	1- 1				
1- 3	0- 1	0- 0	AWAY	0- 0	0- 1	1- 1				
0- 0	0- 0	0- 0	NEUTRAL	0- 0	0- 0	0- 0				
0- 2	0- 0	0- 0	CONFERENCE	0- 0	0- 0	0- 2				
0- 1	0- 0	0- 0	HOME	0- 0	0- 0	0- 1				
0- 1	0- 0	0- 0	AWAY	0- 0	0- 0	0- 1				
0- 0	0- 0	0- 0	NEUTRAL	0- 0	0- 0	0- 0				

RPI S	Opponent	Score	RPI S	Opponent	Score	RPI S	Opponent	Score	RPI S	Opponent	Score	Team's RPI: 263
13	A Oregon	52 109							144	A BYU	50 67	
									162	A Fresno St.	64 76	
									164	H San Jose St.	61 76	
									166	H Portland	64 70	
									239	A Cal St. Fullerton	62 83	
									276	A Long Beach St.	56 48	
									344	H Seattle U	70 63	
LAST 12 Division I GAMES:												
239	A Cal St. Fullerton	62 83	162	A Fresno St.	64 76							
276	A Long Beach St.	56 48	164	H San Jose St.	61 76							
13	A Oregon	52 109	144	A BYU	50 67							
344	H Seattle U	70 63										
166	H Portland	64 70										

Non-Div I Games: Dixie St. 61 49

Utah St.

Utah Valley

Through Games Of 12/10/19

Average RPI Win:	0	WON-LOST	WINNING	LAST 10	STRENGTH OF	OPP. STRENGTH	TEAM	ADJ.	CONF.	ADJ CONF.
Average RPI Loss:	208	RECORD	PCT. RANK	GAMES	SCHEDULE	OF SCHEDULE	RPI	RPI	RPI	RPI
DIV. I ONLY	0- 7	334	0- 1	280	294	341	341	32	32	
DIV. I NON-CONF.	0- 7	334	0- 1	282	296	341	341	32	32	
TOTALS	RPI 1-25	RPI 26-50	W-L RECORDS	RPI 51-100	RPI 101-150	RPI 150+				
0- 7	0- 0	0- 0	OVERALL	0- 1	0- 1	0- 5				
0- 4	0- 0	0- 0	HOME	0- 0	0- 1	0- 3				
0- 3	0- 0	0- 0	AWAY	0- 1	0- 0	0- 2				
0- 0	0- 0	0- 0	NEUTRAL	0- 0	0- 0	0- 0				
0- 7	0- 0	0- 0	NON-CONFERENCE	0- 1	0- 1	0- 5				
0- 4	0- 0	0- 0	HOME	0- 0	0- 1	0- 3				
0- 3	0- 0	0- 0	AWAY	0- 1	0- 0	0- 2				
0- 0	0- 0	0- 0	NEUTRAL	0- 0	0- 0	0- 0				
0- 0	0- 0	0- 0	CONFERENCE	0- 0	0- 0	0- 0				
0- 0	0- 0	0- 0	HOME	0- 0	0- 0	0- 0				
0- 0	0- 0	0- 0	AWAY	0- 0	0- 0	0- 0				
0- 0	0- 0	0- 0	NEUTRAL	0- 0	0- 0	0- 0				

RPI 1-25				RPI 26-50				RPI 51-100				RPI 101+				Team's RPI: 341	
RPI	S	Opponent	Score	RPI	S	Opponent	Score	RPI	S	Opponent	Score	RPI	S	Opponent	Score		
								65	A	Boise St.	69	77	140	H	Southern Utah	58	71
													177	H	Idaho St.	61	88
													220	H	Montana	52	63
													258	A	UC Riverside	53	67
													266	A	UC Santa Barbara	51	59
													327	H	Nevada	57	60
LAST 12 Division I GAMES:																	
				220	H	Montana	52	63					177	H	Idaho St.	61	88
													65	A	Boise St.	69	77
													258	A	UC Riverside	53	67
													327	H	Nevada	57	60
													140	H	Southern Utah	58	71
													266	A	UC Santa Barbara	51	59

Non-Div I Games: Antelope Valley 77 61

Utah Valley

■ Loss,
 ■ Non-Conf,
 ■ S Site,
 ■ H Home
 ■ A Away
 N Neutral

Average RPI Win:	290	WON-LOST	WINNING	LAST 10	STRENGTH OF	OPP. STRENGTH	TEAM	ADJ.	CONF.	ADJ CONF.
Average RPI Loss:	136	RECORD	PCT. RANK	GAMES	SCHEDULE	OF SCHEDULE	RPI	RPI	RPI	RPI
DIV. I ONLY	3- 6	230	0- 1	167	239	247	247	10	10	
DIV. I NON-CONF.	3- 6	230	0- 1	168	238	247	247	10	10	
TOTALS	RPI 1-25	RPI 26-50	W-L RECORDS	RPI 51-100	RPI 101-150	RPI 150+				
3- 6	0- 0	0- 0	OVERALL	0- 2	0- 1	3- 3				
2- 2	0- 0	0- 0	HOME	0- 0	0- 0	2- 2				
0- 4	0- 0	0- 0	AWAY	0- 2	0- 1	0- 1				
1- 0	0- 0	0- 0	NEUTRAL	0- 0	0- 0	1- 0				
3- 6	0- 0	0- 0	NON-CONFERENCE	0- 2	0- 1	3- 3				
2- 2	0- 0	0- 0	HOME	0- 0	0- 0	2- 2				
0- 4	0- 0	0- 0	AWAY	0- 2	0- 1	0- 1				
1- 0	0- 0	0- 0	NEUTRAL	0- 0	0- 0	1- 0				
0- 0	0- 0	0- 0	CONFERENCE	0- 0	0- 0	0- 0				
0- 0	0- 0	0- 0	HOME	0- 0	0- 0	0- 0				
0- 0	0- 0	0- 0	AWAY	0- 0	0- 0	0- 0				
0- 0	0- 0	0- 0	NEUTRAL	0- 0	0- 0	0- 0				

RPI 1-25				RPI 26-50				RPI 51-100				RPI 101+				Team's RPI: 247	
RPI	S	Opponent	Score	RPI	S	Opponent	Score	RPI	S	Opponent	Score	RPI	S	Opponent	Score		
								79	A	Seton Hall	33	53	143	A	South Fla.	55	77
								90	A	Boston College	52	87	152	H	Cincinnati	56	58
													168	H	William & Mary	55	69
													182	A	Southern Miss.	39	51
													275	N	Omaha	74	66
													291	H	East Carolina	53	40
													305	H	Appalachian St.	66	38
LAST 12 Division I GAMES:																	
				168	H	William & Mary	55	69	143	A	South Fla.	55	77				
				152	H	Cincinnati	56	58	79	A	Seton Hall	33	53				
				182	A	Southern Miss.	39	51	305	H	Appalachian St.	66	38				
				275	N	Omaha	74	66									
				90	A	Boston College	52	87									
				291	H	East Carolina	53	40									

Non-Div I Games:

VCU

Valparaiso

Through Games Of 12/10/19

Average RPI Win:	248	WON-LOST	WINNING	LAST 10	STRENGTH OF	OPP. STRENGTH	TEAM	ADJ.	CONF.	ADJ CONF.
Average RPI Loss:	47	RECORD	PCT. RANK	GAMES	SCHEDULE	OF SCHEDULE	RPI	RPI	RPI	RPI
DIV. I ONLY	4- 3	129	1- 0	220	37	108	108	5	5	
DIV. I NON-CONF.	4- 3	131	1- 0	219	37	107	107	5	5	
TOTALS	RPI 1-25	RPI 26-50	W-L RECORDS	RPI 51-100	RPI 101-150	RPI 150+				
4- 3	0- 2	0- 0	OVERALL	0- 0	1- 1	3- 0				
1- 0	0- 0	0- 0	HOME	0- 0	1- 0	0- 0				
3- 2	0- 1	0- 0	AWAY	0- 0	0- 1	3- 0				
0- 1	0- 1	0- 0	NEUTRAL	0- 0	0- 0	0- 0				
4- 3	0- 2	0- 0	NON-CONFERENCE	0- 0	1- 1	3- 0				
1- 0	0- 0	0- 0	HOME	0- 0	1- 0	0- 0				
3- 2	0- 1	0- 0	AWAY	0- 0	0- 1	3- 0				
0- 1	0- 1	0- 0	NEUTRAL	0- 0	0- 0	0- 0				
0- 0	0- 0	0- 0	CONFERENCE	0- 0	0- 0	0- 0				
0- 0	0- 0	0- 0	HOME	0- 0	0- 0	0- 0				
0- 0	0- 0	0- 0	AWAY	0- 0	0- 0	0- 0				
0- 0	0- 0	0- 0	NEUTRAL	0- 0	0- 0	0- 0				

RPI 1-25				RPI 26-50				RPI 51-100				RPI 101+ Team's RPI: 108			
RPI	S	Opponent	Score	RPI	S	Opponent	Score	RPI	S	Opponent	Score	RPI	S	Opponent	Score
9	A	Northwestern	48 69									112	H	Bowling Green	95 90
12	N	Ohio St.	38 89									120	A	North Dakota	63 65
												277	A	Toledo	61 54
												279	A	North Dakota St.	66 54
												322	A	Detroit Mercy	77 58
LAST 12 Division I GAMES:															
9	A	Northwestern	48 69	322	A	Detroit Mercy	77 58								
120	A	North Dakota	63 65	277	A	Toledo	61 54								
279	A	North Dakota St.	66 54	112	H	Bowling Green	95 90								
12	N	Ohio St.	38 89												

Non-Div I Games:

Valparaiso

■ Loss,
 ■ Non-Conf,
 ■ S Site,
 ■ H Home
 ■ A Away
 N Neutral

Average RPI Win:	219	WON-LOST	WINNING	LAST 10	STRENGTH OF	OPP. STRENGTH	TEAM	ADJ.	CONF.	ADJ CONF.
Average RPI Loss:	35	RECORD	PCT. RANK	GAMES	SCHEDULE	OF SCHEDULE	RPI	RPI	RPI	RPI
DIV. I ONLY	6- 3	84	0- 1	90	222	101	101	7	7	
DIV. I NON-CONF.	6- 3	82	0- 1	90	221	102	102	7	7	
TOTALS	RPI 1-25	RPI 26-50	W-L RECORDS	RPI 51-100	RPI 101-150	RPI 150+				
6- 3	0- 2	1- 0	OVERALL	1- 1	0- 0	4- 0				
5- 1	0- 1	1- 0	HOME	1- 0	0- 0	3- 0				
1- 0	0- 0	0- 0	AWAY	0- 0	0- 0	1- 0				
0- 2	0- 1	0- 0	NEUTRAL	0- 1	0- 0	0- 0				
6- 3	0- 2	1- 0	NON-CONFERENCE	1- 1	0- 0	4- 0				
5- 1	0- 1	1- 0	HOME	1- 0	0- 0	3- 0				
1- 0	0- 0	0- 0	AWAY	0- 0	0- 0	1- 0				
0- 2	0- 1	0- 0	NEUTRAL	0- 1	0- 0	0- 0				
0- 0	0- 0	0- 0	CONFERENCE	0- 0	0- 0	0- 0				
0- 0	0- 0	0- 0	HOME	0- 0	0- 0	0- 0				
0- 0	0- 0	0- 0	AWAY	0- 0	0- 0	0- 0				
0- 0	0- 0	0- 0	NEUTRAL	0- 0	0- 0	0- 0				

RPI 1-25				RPI 26-50				RPI 51-100				RPI 101+ Team's RPI: 101			
RPI	S	Opponent	Score	RPI	S	Opponent	Score	RPI	S	Opponent	Score	RPI	S	Opponent	Score
3	H	UConn	51 64	38	H	Saint Louis	62 50	79	N	Seton Hall	65 69	243	H	Radford	80 46
23	N	Rutgers	56 62					97	H	Furman	74 46	256	H	Tennessee Tech	75 61
												338	H	Jacksonville St.	88 66
												340	A	Tennessee St.	106 55
LAST 12 Division I GAMES:															
79	N	Seton Hall	65 69	23	N	Rutgers	56 62								
256	H	Tennessee Tech	75 61	340	A	Tennessee St.	106 55								
338	H	Jacksonville St.	88 66	97	H	Furman	74 46								
				38	H	Saint Louis	62 50								
				3	H	UConn	51 64								
				243	H	Radford	80 46								

Non-Div I Games:

Vanderbilt

Average RPI Win:	274	WON-LOST	WINNING	LAST 10	STRENGTH OF	OPP. STRENGTH	TEAM	ADJ.	CONF.	ADJ CONF.
Average RPI Loss:	121	RECORD	PCT. RANK	GAMES	SCHEDULE	OF SCHEDULE	RPI	RPI	RPI	RPI
DIV. I ONLY	3- 6	230	1- 0	144	249	250	250	27	27	
DIV. I NON-CONF.	3- 6	230	1- 0	145	249	250	250	27	27	
TOTALS	RPI 1-25	RPI 26-50	W-L RECORDS	RPI 51-100	RPI 101-150	RPI 150+				
3- 6	0- 0	0- 1	OVERALL	0- 2	0- 1	3- 2				
3- 2	0- 0	0- 0	HOME	0- 0	0- 0	3- 2				
0- 4	0- 0	0- 1	AWAY	0- 2	0- 1	0- 0				
0- 0	0- 0	0- 0	NEUTRAL	0- 0	0- 0	0- 0				
3- 6	0- 0	0- 1	NON-CONFERENCE	0- 2	0- 1	3- 2				
3- 2	0- 0	0- 0	HOME	0- 0	0- 0	3- 2				
0- 4	0- 0	0- 1	AWAY	0- 2	0- 1	0- 0				
0- 0	0- 0	0- 0	NEUTRAL	0- 0	0- 0	0- 0				
0- 0	0- 0	0- 0	CONFERENCE	0- 0	0- 0	0- 0				
0- 0	0- 0	0- 0	HOME	0- 0	0- 0	0- 0				
0- 0	0- 0	0- 0	AWAY	0- 0	0- 0	0- 0				
0- 0	0- 0	0- 0	NEUTRAL	0- 0	0- 0	0- 0				

RPI 1-25				RPI 26-50				RPI 51-100				RPI 101+				Team's RPI: 250	
RPI	S	Opponent	Score	RPI	S	Opponent	Score	RPI	S	Opponent	Score	RPI	S	Opponent	Score		
				43	A	Minnesota	58 90	68	A	Loyola Chicago	76 78	147	A	Rhode Island	74 77		
								92	A	Dartmouth	55 72	179	H	Navy	64 56		
												184	H	Massachusetts	49 83		
												189	H	Saint Francis (PA)	69 73		
												314	H	Bryant	71 66		
												328	H	Canisius	76 53		
LAST 12 Division I GAMES:																	
				328	H	Canisius	76 53					314	H	Bryant	71 66		
				189	H	Saint Francis (PA)	69 73					43	A	Minnesota	58 90		
				184	H	Massachusetts	49 83					68	A	Loyola Chicago	76 78		
				147	A	Rhode Island	74 77					92	A	Dartmouth	55 72		
				179	H	Navy	64 56										

Non-Div I Games: Norwich 86 40

Vermont

Average RPI Win:	153	WON-LOST	WINNING	LAST 10	STRENGTH OF	OPP. STRENGTH	TEAM	ADJ.	CONF.	ADJ CONF.
Average RPI Loss:	115	RECORD	PCT. RANK	GAMES	SCHEDULE	OF SCHEDULE	RPI	RPI	RPI	RPI
DIV. I ONLY	4- 5	188	0- 1	164	42	158	158	6	6	
DIV. I NON-CONF.	4- 5	187	0- 1	165	42	157	157	6	6	
TOTALS	RPI 1-25	RPI 26-50	W-L RECORDS	RPI 51-100	RPI 101-150	RPI 150+				
4- 5	0- 0	0- 0	OVERALL	1- 4	1- 0	2- 1				
2- 2	0- 0	0- 0	HOME	0- 2	0- 0	2- 0				
2- 3	0- 0	0- 0	AWAY	1- 2	1- 0	0- 1				
0- 0	0- 0	0- 0	NEUTRAL	0- 0	0- 0	0- 0				
4- 5	0- 0	0- 0	NON-CONFERENCE	1- 4	1- 0	2- 1				
2- 2	0- 0	0- 0	HOME	0- 2	0- 0	2- 0				
2- 3	0- 0	0- 0	AWAY	1- 2	1- 0	0- 1				
0- 0	0- 0	0- 0	NEUTRAL	0- 0	0- 0	0- 0				
0- 0	0- 0	0- 0	CONFERENCE	0- 0	0- 0	0- 0				
0- 0	0- 0	0- 0	HOME	0- 0	0- 0	0- 0				
0- 0	0- 0	0- 0	AWAY	0- 0	0- 0	0- 0				
0- 0	0- 0	0- 0	NEUTRAL	0- 0	0- 0	0- 0				

RPI 1-25				RPI 26-50				RPI 51-100				RPI 101+ Team's RPI: 158			
RPI	S	Opponent	Score	RPI	S	Opponent	Score	RPI	S	Opponent	Score	RPI	S	Opponent	Score
								52	A	Georgia	63 58	133	A	Fordham	73 66
								73	A	Temple	69 74	186	H	Saint Joseph's	60 44
								74	A	Drexel	52 54	240	H	Manhattan	63 51
								78	H	James Madison	52 56	262	A	American	54 76
								87	H	George Washington	56 68				
LAST 12 Division I GAMES:															
				74	A	Drexel	52 54	73	A	Temple	69 74				
				52	A	Georgia	63 58	186	H	Saint Joseph's	60 44				
				240	H	Manhattan	63 51	87	H	George Washington	56 68				
				133	A	Fordham	73 66								
				262	A	American	54 76								
				78	H	James Madison	52 56								

Non-Div I Games:

Villanova

Average RPI Win:	122	WON-LOST	WINNING	LAST 10	STRENGTH OF	OPP. STRENGTH	TEAM	ADJ.	CONF.	ADJ CONF.
Average RPI Loss:	37	RECORD	PCT. RANK	GAMES	SCHEDULE	OF SCHEDULE	RPI	RPI	RPI	RPI
DIV. I ONLY	4- 5	188	0- 1	1	183	20	20	3	3	
DIV. I NON-CONF.	4- 5	187	0- 1	1	180	21	21	3	3	
TOTALS	RPI 1-25	RPI 26-50	W-L RECORDS	RPI 51-100	RPI 101-150	RPI 150+				
4- 5	0- 2	0- 1	OVERALL	2- 2	1- 0	1- 0				
3- 2	0- 0	0- 1	HOME	2- 1	1- 0	0- 0				
1- 3	0- 2	0- 0	AWAY	0- 1	0- 0	1- 0				
0- 0	0- 0	0- 0	NEUTRAL	0- 0	0- 0	0- 0				
4- 5	0- 2	0- 1	NON-CONFERENCE	2- 2	1- 0	1- 0				
3- 2	0- 0	0- 1	HOME	2- 1	1- 0	0- 0				
1- 3	0- 2	0- 0	AWAY	0- 1	0- 0	1- 0				
0- 0	0- 0	0- 0	NEUTRAL	0- 0	0- 0	0- 0				
0- 0	0- 0	0- 0	CONFERENCE	0- 0	0- 0	0- 0				
0- 0	0- 0	0- 0	HOME	0- 0	0- 0	0- 0				
0- 0	0- 0	0- 0	AWAY	0- 0	0- 0	0- 0				
0- 0	0- 0	0- 0	NEUTRAL	0- 0	0- 0	0- 0				

RPI 1-25				RPI 26-50				RPI 51-100				RPI 101+			
RPI	S	Opponent	Score	RPI	S	Opponent	Score	RPI	S	Opponent	Score	RPI	S	Opponent	Score
3	A	UConn	44 83	30	H	Kentucky	47 50	51	H	UCLA	62 73	131	H	Bucknell	84 60
23	A	Rutgers	63 73					54	H	Old Dominion	56 53	226	A	CSUN	72 47
								78	H	James Madison	55 49				
								80	A	Southern California	49 59				
LAST 12 Division I GAMES:															
30	H	Kentucky	47 50	23	A	Rutgers	63 73								
226	A	CSUN	72 47	51	H	UCLA	62 73								
80	A	Southern California	49 59	78	H	James Madison	55 49								
131	H	Bucknell	84 60	54	H	Old Dominion	56 53								
				3	A	UConn	44 83								

Non-Div I Games:

Virginia

■ Loss,
 ■ Non-Conf, S Site,
 ■ Home
 ■ Away
 N Neutral

Average RPI Win:	162	WON-LOST	WINNING	LAST 10	STRENGTH OF	OPP. STRENGTH	TEAM	ADJ.	CONF.	ADJ CONF.
Average RPI Loss:	52	RECORD	PCT. RANK	GAMES	SCHEDULE	OF SCHEDULE	RPI	RPI	RPI	RPI
DIV. I ONLY	8- 1	19	1- 0	194	34	49	49	3	3	
DIV. I NON-CONF.	8- 1	19	1- 0	192	34	49	49	3	3	
TOTALS	RPI 1-25	RPI 26-50	W-L RECORDS	RPI 51-100	RPI 101-150	RPI 150+				
8- 1	1- 0	0- 0	OVERALL	1- 1	0- 0	6- 0				
6- 0	1- 0	0- 0	HOME	1- 0	0- 0	4- 0				
1- 0	0- 0	0- 0	AWAY	0- 0	0- 0	1- 0				
1- 1	0- 0	0- 0	NEUTRAL	0- 1	0- 0	1- 0				
8- 1	1- 0	0- 0	NON-CONFERENCE	1- 1	0- 0	6- 0				
6- 0	1- 0	0- 0	HOME	1- 0	0- 0	4- 0				
1- 0	0- 0	0- 0	AWAY	0- 0	0- 0	1- 0				
1- 1	0- 0	0- 0	NEUTRAL	0- 1	0- 0	1- 0				
0- 0	0- 0	0- 0	CONFERENCE	0- 0	0- 0	0- 0				
0- 0	0- 0	0- 0	HOME	0- 0	0- 0	0- 0				
0- 0	0- 0	0- 0	AWAY	0- 0	0- 0	0- 0				
0- 0	0- 0	0- 0	NEUTRAL	0- 0	0- 0	0- 0				

RPI 1-25				RPI 26-50				Team's RPI: 49				RPI 51-100				RPI 101+			
RPI	S	Opponent	Score	RPI	S	Opponent	Score	RPI	S	Opponent	Score	RPI	S	Opponent	Score	RPI	S	Opponent	Score
25	H	Purdue	67 54									52	N	Georgia	72 77	170	A	George Mason	77 58
												99	H	Davidson	88 68	173	N	Belmont	60 58
																175	H	Gardner-Webb	87 65
																189	H	Saint Francis (PA)	105 41
																201	H	Liberty	73 69
																261	H	UMES	86 43
LAST 12 Division I GAMES:																			
175	H	Gardner-Webb	87 65	52	N	Georgia	72 77												
25	H	Purdue	67 54	173	N	Belmont	60 58												
189	H	Saint Francis (PA)	105 41	99	H	Davidson	88 68												
				261	H	UMES	86 43												
				201	H	Liberty	73 69												
				170	A	George Mason	77 58												

Non-Div I Games:

Virginia Tech

Average RPI Win:	312	WON-LOST	WINNING	LAST 10	STRENGTH OF	OPP. STRENGTH	TEAM	ADJ.	CONF.	ADJ CONF.
Average RPI Loss:	89	RECORD	PCT. RANK	GAMES	SCHEDULE	OF SCHEDULE	RPI	RPI	RPI	RPI
DIV. I ONLY	3- 3	162	0- 0	160	309	181	181	29	29	
DIV. I NON-CONF.	3- 3	161	0- 0	161	310	180	180	29	29	
TOTALS	RPI 1-25	RPI 26-50	W-L RECORDS	RPI 51-100	RPI 101-150	RPI 150+				
3- 3	0- 0	0- 1	OVERALL	0- 1	0- 0	3- 1				
3- 0	0- 0	0- 0	HOME	0- 0	0- 0	3- 0				
0- 3	0- 0	0- 1	AWAY	0- 1	0- 0	0- 1				
0- 0	0- 0	0- 0	NEUTRAL	0- 0	0- 0	0- 0				
3- 3	0- 0	0- 1	NON-CONFERENCE	0- 1	0- 0	3- 1				
3- 0	0- 0	0- 0	HOME	0- 0	0- 0	3- 0				
0- 3	0- 0	0- 1	AWAY	0- 1	0- 0	0- 1				
0- 0	0- 0	0- 0	NEUTRAL	0- 0	0- 0	0- 0				
0- 0	0- 0	0- 0	CONFERENCE	0- 0	0- 0	0- 0				
0- 0	0- 0	0- 0	HOME	0- 0	0- 0	0- 0				
0- 0	0- 0	0- 0	AWAY	0- 0	0- 0	0- 0				
0- 0	0- 0	0- 0	NEUTRAL	0- 0	0- 0	0- 0				

RPI S	Opponent	Score	RPI S	Opponent	Score	RPI S	Opponent	Score	RPI S	Opponent	Score	Team's RPI: 181
44	A Maryland	56 119	63	A Butler	58 74	161	A Youngstown St.	42 64	296	H NJIT	61 59	
						311	H Saint Peter's	90 89				
						330	H UMBC	67 60				
LAST 12 Division I GAMES:												
161	A Youngstown St.	42 64	44	A Maryland	56 119							
296	H NJIT	61 59										
330	H UMBC	67 60										
311	H Saint Peter's	90 89										
63	A Butler	58 74										

Non-Div I Games: Staten Island 81 57

Wagner

Wake Forest

Through Games Of 12/10/19

Average RPI Win:	270	WON-LOST	WINNING	LAST 10	STRENGTH OF	OPP. STRENGTH	TEAM	ADJ.	CONF.	ADJ CONF.
Average RPI Loss:	129	RECORD	PCT. RANK	GAMES	SCHEDULE	OF SCHEDULE	RPI	RPI	RPI	RPI
DIV. I ONLY	4- 4	162	0- 1	170	261	202	202	3	3	
DIV. I NON-CONF.	4- 4	161	0- 1	169	261	201	201	3	3	
TOTALS	RPI 1-25	RPI 26-50	W-L RECORDS	RPI 51-100	RPI 101-150	RPI 150+				
4- 4	0- 0	0- 1	OVERALL	0- 1	0- 1	4- 1				
3- 2	0- 0	0- 1	HOME	0- 0	0- 1	3- 0				
1- 2	0- 0	0- 0	AWAY	0- 1	0- 0	1- 1				
0- 0	0- 0	0- 0	NEUTRAL	0- 0	0- 0	0- 0				
4- 4	0- 0	0- 1	NON-CONFERENCE	0- 1	0- 1	4- 1				
3- 2	0- 0	0- 1	HOME	0- 0	0- 1	3- 0				
1- 2	0- 0	0- 0	AWAY	0- 1	0- 0	1- 1				
0- 0	0- 0	0- 0	NEUTRAL	0- 0	0- 0	0- 0				
0- 0	0- 0	0- 0	CONFERENCE	0- 0	0- 0	0- 0				
0- 0	0- 0	0- 0	HOME	0- 0	0- 0	0- 0				
0- 0	0- 0	0- 0	AWAY	0- 0	0- 0	0- 0				
0- 0	0- 0	0- 0	NEUTRAL	0- 0	0- 0	0- 0				

RPI 1-25				RPI 26-50				RPI 51-100				RPI 101+				Team's RPI: 202	
RPI	S	Opponent	Score	RPI	S	Opponent	Score	RPI	S	Opponent	Score	RPI	S	Opponent	Score		
				39	H	Charlotte	65 77	84	A	St. John's (NY)	74 82	114	H	UNC Greensboro	65 67		
												213	A	Elon	69 57		
												274	H	UNCW	65 55		
												280	A	ETSU	60 67		
												291	H	East Carolina	76 53		
												302	H	Col. of Charleston	106 50		
LAST 12 Division I GAMES:																	
				114	H	UNC Greensboro	65 67	280	A	ETSU	60 67						
				302	H	Col. of Charleston	106 50	291	H	East Carolina	76 53						
				274	H	UNCW	65 55	213	A	Elon	69 57						
								84	A	St. John's (NY)	74 82						
								39	H	Charlotte	65 77						

Non-Div I Games:

Wake Forest

■ Loss,
■ Non-Conf,
■ S Site,
■ H Home
■ A Away
N Neutral

Average RPI Win:	189	WON-LOST	WINNING	LAST 10	STRENGTH OF	OPP. STRENGTH	TEAM	ADJ.	CONF.	ADJ CONF.
Average RPI Loss:	169	RECORD	PCT. RANK	GAMES	SCHEDULE	OF SCHEDULE	RPI	RPI	RPI	RPI
DIV. I ONLY	6- 2	60	0- 1	254	90	156	156	1	1	
DIV. I NON-CONF.	6- 2	61	0- 1	253	90	155	155	1	1	
TOTALS	RPI 1-25	RPI 26-50	W-L RECORDS	RPI 51-100	RPI 101-150	RPI 150+				
6- 2	1- 0	0- 0	OVERALL	1- 0	0- 0	4- 2				
3- 2	0- 0	0- 0	HOME	1- 0	0- 0	2- 2				
0- 0	0- 0	0- 0	AWAY	0- 0	0- 0	0- 0				
3- 0	1- 0	0- 0	NEUTRAL	0- 0	0- 0	2- 0				
6- 2	1- 0	0- 0	NON-CONFERENCE	1- 0	0- 0	4- 2				
3- 2	0- 0	0- 0	HOME	1- 0	0- 0	2- 2				
0- 0	0- 0	0- 0	AWAY	0- 0	0- 0	0- 0				
3- 0	1- 0	0- 0	NEUTRAL	0- 0	0- 0	2- 0				
0- 0	0- 0	0- 0	CONFERENCE	0- 0	0- 0	0- 0				
0- 0	0- 0	0- 0	HOME	0- 0	0- 0	0- 0				
0- 0	0- 0	0- 0	AWAY	0- 0	0- 0	0- 0				
0- 0	0- 0	0- 0	NEUTRAL	0- 0	0- 0	0- 0				

RPI	S	Opponent	Score
24	N	Iowa	70 63

RPI	S	Opponent	Score
-----	---	----------	-------

RPI	S	Opponent	Score
66	H	CSU Bakersfield	80 49

RPI	S	Opponent	Score	Team's RPI: 156
157	H	Hawaii	50	62
180	H	Tulane	62	64
211	H	Weber St.	94	41
241	N	Howard	75	58
245	N	Iona	65	34
344	H	Seattle U	78	46

LAST 12 Division I GAMES:

157	H	Hawaii	50	62	245	N	Iona	65	34
24	N	Iowa	70	63	344	H	Seattle U	78	46
241	N	Howard	75	58	211	H	Weber St.	94	41
					180	H	Tulane	62	64
					66	H	CSU Bakersfield	80	49

Washington

Washington

Non-Div I Games:

Washington

Average RPI Win:	205	WON-LOST	WINNING	LAST 10	STRENGTH OF	OPP. STRENGTH	TEAM	ADJ.	CONF.	ADJ CONF.
Average RPI Loss:	18	RECORD	PCT. RANK	GAMES	SCHEDULE	OF SCHEDULE	RPI	RPI	RPI	RPI
DIV. I ONLY	5- 4	144	0- 1	38	62	83	83	1	1	
DIV. I NON-CONF.	5- 4	144	0- 1	37	62	83	83	1	1	
TOTALS	RPI 1-25	RPI 26-50	W-L RECORDS	RPI 51-100	RPI 101-150	RPI 150+				
5- 4	0- 3	0- 1	OVERALL	1- 0	1- 0	3- 0				
4- 1	0- 1	0- 0	HOME	0- 0	1- 0	3- 0				
1- 0	0- 0	0- 0	AWAY	1- 0	0- 0	0- 0				
0- 3	0- 2	0- 1	NEUTRAL	0- 0	0- 0	0- 0				
5- 4	0- 3	0- 1	NON-CONFERENCE	1- 0	1- 0	3- 0				
4- 1	0- 1	0- 0	HOME	0- 0	1- 0	3- 0				
1- 0	0- 0	0- 0	AWAY	1- 0	0- 0	0- 0				
0- 3	0- 2	0- 1	NEUTRAL	0- 0	0- 0	0- 0				
0- 0	0- 0	0- 0	CONFERENCE	0- 0	0- 0	0- 0				
0- 0	0- 0	0- 0	HOME	0- 0	0- 0	0- 0				
0- 0	0- 0	0- 0	AWAY	0- 0	0- 0	0- 0				
0- 0	0- 0	0- 0	NEUTRAL	0- 0	0- 0	0- 0				

RPI 1-25				RPI 26-50				RPI 51-100 Team's RPI: 83				RPI 101+			
RPI	S	Opponent	Score	RPI	S	Opponent	Score	RPI	S	Opponent	Score	RPI	S	Opponent	Score
7	H	Gonzaga	53 76	29	N	Baylor	66 89	65	A	Boise St.	80 68	144	H	BYU	67 50
15	N	South Carolina	53 68									226	H	CSUN	71 61
19	N	Indiana	44 78									290	H	Pepperdine	85 48
												299	H	Ark.-Pine Bluff	85 56
LAST 12 Division I GAMES:															
299	H	Ark.-Pine Bluff	85 56	7	H	Gonzaga	53 76								
19	N	Indiana	44 78	144	H	BYU	67 50								
15	N	South Carolina	53 68	290	H	Pepperdine	85 48								
29	N	Baylor	66 89												
226	H	CSUN	71 61												
65	A	Boise St.	80 68												

Non-Div I Games:

Washington St.

Average RPI Win:	258	WON-LOST	WINNING	LAST 10	STRENGTH OF	OPP. STRENGTH	TEAM	ADJ.	CONF.	ADJ CONF.
Average RPI Loss:	156	RECORD	PCT. RANK	GAMES	SCHEDULE	OF SCHEDULE	RPI	RPI	RPI	RPI
DIV. I ONLY	1- 6	310	0- 1	57	296	211	211	18	18	
DIV. I NON-CONF.	1- 6	309	0- 1	56	298	211	211	18	18	
TOTALS	RPI 1-25	RPI 26-50	W-L RECORDS	RPI 51-100	RPI 101-150	RPI 150+				
1- 6	0- 0	0- 1	OVERALL	0- 1	0- 0	1- 4				
0- 1	0- 0	0- 0	HOME	0- 0	0- 0	0- 1				
1- 5	0- 0	0- 1	AWAY	0- 1	0- 0	1- 3				
0- 0	0- 0	0- 0	NEUTRAL	0- 0	0- 0	0- 0				
1- 6	0- 0	0- 1	NON-CONFERENCE	0- 1	0- 0	1- 4				
0- 1	0- 0	0- 0	HOME	0- 0	0- 0	0- 1				
1- 5	0- 0	0- 1	AWAY	0- 1	0- 0	1- 3				
0- 0	0- 0	0- 0	NEUTRAL	0- 0	0- 0	0- 0				
0- 0	0- 0	0- 0	CONFERENCE	0- 0	0- 0	0- 0				
0- 0	0- 0	0- 0	HOME	0- 0	0- 0	0- 0				
0- 0	0- 0	0- 0	AWAY	0- 0	0- 0	0- 0				
0- 0	0- 0	0- 0	NEUTRAL	0- 0	0- 0	0- 0				

RPI 1-25				RPI 26-50				RPI 51-100				RPI 101+				Team's RPI: 211	
RPI	S	Opponent	Score	RPI	S	Opponent	Score	RPI	S	Opponent	Score	RPI	S	Opponent	Score		
				40	A	Pacific	53 76	51	A	UCLA	45 85	156	A	Washington	41 94		
												166	H	Portland	59 78		
												199	A	UTEP	51 70		
												258	A	UC Riverside	64 54		
												325	A	New Mexico St.	47 77		
LAST 12 Division I GAMES:																	
				156	A	Washington	41 94	325	A	New Mexico St.	47 77						
				166	H	Portland	59 78	199	A	UTEP	51 70						
				51	A	UCLA	45 85	258	A	UC Riverside	64 54						
								40	A	Pacific	53 76						

Non-Div I Games:

Weber St.

Average RPI Win:	188	WON-LOST	WINNING	LAST 10	STRENGTH OF	OPP. STRENGTH	TEAM	ADJ.	CONF.	ADJ CONF.
Average RPI Loss:	8	RECORD	PCT. RANK	GAMES	SCHEDULE	OF SCHEDULE	RPI	RPI	RPI	RPI
DIV. I ONLY	6- 1	43	1- 0	201	47	60	60	4	4	
DIV. I NON-CONF.	6- 1	43	1- 0	199	47	61	61	4	4	
TOTALS	RPI 1-25	RPI 26-50	W-L RECORDS	RPI 51-100	RPI 101-150	RPI 150+				
6- 1	1- 1	0- 0	OVERALL	0- 0	1- 0	4- 0				
4- 0	0- 0	0- 0	HOME	0- 0	0- 0	4- 0				
1- 0	1- 0	0- 0	AWAY	0- 0	0- 0	0- 0				
1- 1	0- 1	0- 0	NEUTRAL	0- 0	1- 0	0- 0				
6- 1	1- 1	0- 0	NON-CONFERENCE	0- 0	1- 0	4- 0				
4- 0	0- 0	0- 0	HOME	0- 0	0- 0	4- 0				
1- 0	1- 0	0- 0	AWAY	0- 0	0- 0	0- 0				
1- 1	0- 1	0- 0	NEUTRAL	0- 0	1- 0	0- 0				
0- 0	0- 0	0- 0	CONFERENCE	0- 0	0- 0	0- 0				
0- 0	0- 0	0- 0	HOME	0- 0	0- 0	0- 0				
0- 0	0- 0	0- 0	AWAY	0- 0	0- 0	0- 0				
0- 0	0- 0	0- 0	NEUTRAL	0- 0	0- 0	0- 0				

RPI 1-25				RPI 26-50				RPI 51-100				Team's RPI: 60		RPI 101+			
RPI	S	Opponent	Score	RPI	S	Opponent	Score	RPI	S	Opponent	Score	RPI	S	Opponent	Score		
8	N	Creighton	75 82									107	N	New Mexico	73 60		
11	A	Mississippi St.	71 65									189	H	Saint Francis (PA)	74 45		
												243	H	Radford	74 37		
												270	H	Presbyterian	56 40		
												308	H	Coppin St.	82 47		
LAST 12 Division I GAMES:																	
				11	A	Mississippi St.	71 65	308	H	Coppin St.	82 47						
				107	N	New Mexico	73 60	243	H	Radford	74 37						
				8	N	Creighton	75 82	270	H	Presbyterian	56 40						
								189	H	Saint Francis (PA)	74 45						

Non-Div I Games:

West Virginia

WON-LOST				THROUGH GAMES OF 11/10/19						
Average RPI Win:	312	WON-LOST	WINNING	LAST 10	STRENGTH OF	OPP. STRENGTH	TEAM	ADJ.	CONF.	ADJ CONF.
Average RPI Loss:	173	RECORD	PCT. RANK	GAMES	SCHEDULE	OF SCHEDULE	RPI	RPI	RPI	RPI
DIV. I ONLY	1- 9	331	0- 1	127	332	309	309	25	25	
DIV. I NON-CONF.	1- 9	331	0- 1	127	332	308	308	25	25	

TOTALS	RPI 1-25		RPI 26-50		W-L RECORDS		RPI 51-100		RPI 101-150	RPI 150+
1- 9	0- 0		0- 0		OVERALL		0- 2		0- 2	1- 5
1- 4	0- 0		0- 0		HOME		0- 0		0- 2	1- 2
0- 5	0- 0		0- 0		AWAY		0- 2		0- 0	0- 3
0- 0	0- 0		0- 0		NEUTRAL		0- 0		0- 0	0- 0
1- 9	0- 0		0- 0		NON-CONFERENCE		0- 2		0- 2	1- 5
1- 4	0- 0		0- 0		HOME		0- 0		0- 2	1- 2
0- 5	0- 0		0- 0		AWAY		0- 2		0- 0	0- 3
0- 0	0- 0		0- 0		NEUTRAL		0- 0		0- 0	0- 0
0- 0	0- 0		0- 0		CONFERENCE		0- 0		0- 0	0- 0
0- 0	0- 0		0- 0		HOME		0- 0		0- 0	0- 0
0- 0	0- 0		0- 0		AWAY		0- 0		0- 0	0- 0
0- 0	0- 0		0- 0		NEUTRAL		0- 0		0- 0	0- 0

[illegible]

Non-Div I Games:	UVa-Wise	64	55
------------------	----------	----	----

Western Caro.

■ Loss, ■ Non-Conf, S Site, H Home A Away N Neutral

Average RPI Win:	271	WON-LOST	WINNING	LAST 10	STRENGTH OF	OPP. STRENGTH	TEAM	ADJ.	CONF.	ADJ CONF.
Average RPI Loss:	59	RECORD	PCT. RANK	GAMES	SCHEDULE	OF SCHEDULE	RPI	RPI	RPI	RPI
DIV. I ONLY	2- 5	254	1- 0	181	26	206	206	17	17	
DIV. I NON-CONF.	2- 5	254	1- 0	179	26	205	205	17	17	
TOTALS	RPI 1-25	RPI 26-50	W-L RECORDS	RPI 51-100	RPI 101-150	RPI 150+				
2- 5	0- 2	0- 1	OVERALL	0- 1	0- 0	2- 1				
1- 1	0- 0	0- 0	HOME	0- 1	0- 0	1- 0				
1- 4	0- 2	0- 1	AWAY	0- 0	0- 0	1- 1				
0- 0	0- 0	0- 0	NEUTRAL	0- 0	0- 0	0- 0				
2- 5	0- 2	0- 1	NON-CONFERENCE	0- 1	0- 0	2- 1				
1- 1	0- 0	0- 0	HOME	0- 1	0- 0	1- 0				
1- 4	0- 2	0- 1	AWAY	0- 0	0- 0	1- 1				
0- 0	0- 0	0- 0	NEUTRAL	0- 0	0- 0	0- 0				
0- 0	0- 0	0- 0	CONFERENCE	0- 0	0- 0	0- 0				
0- 0	0- 0	0- 0	HOME	0- 0	0- 0	0- 0				
0- 0	0- 0	0- 0	AWAY	0- 0	0- 0	0- 0				
0- 0	0- 0	0- 0	NEUTRAL	0- 0	0- 0	0- 0				

RPI 1-25				RPI 26-50				RPI 51-100				RPI 101+ Team's RPI: 206			
RPI	S	Opponent	Score	RPI	S	Opponent	Score	RPI	S	Opponent	Score	RPI	S	Opponent	Score
18	A	Drake	75 94	26	A	Illinois St.	65 78	57	H	Bradley	49 84	169	A	Missouri	89 97
25	A	Purdue	59 66									217	H	Indiana St.	83 72
												324	A	Chicago St.	88 78
LAST 12 Division I GAMES:															
25	A	Purdue	59 66	324	A	Chicago St.	88 78								
217	H	Indiana St.	83 72	26	A	Illinois St.	65 78								
169	A	Missouri	89 97	18	A	Drake	75 94								
				57	H	Bradley	49 84								

Non-Div I Games: Culver-Stockton 82 76 Ill.-Springfield 91 51 Mo. Baptist 90 69

Western Ill.

Average RPI Win:	178	WON-LOST	WINNING	LAST 10	STRENGTH OF	OPP. STRENGTH	TEAM	ADJ.	CONF.	ADJ CONF.
Average RPI Loss:	78	RECORD	PCT. RANK	GAMES	SCHEDULE	OF SCHEDULE	RPI	RPI	RPI	RPI
DIV. I ONLY	7- 2	51	1- 0	162	25	41	41	13	13	
DIV. I NON-CONF.	7- 2	52	1- 0	163	25	41	41	13	13	
TOTALS	RPI 1-25	RPI 26-50	W-L RECORDS	RPI 51-100	RPI 101-150	RPI 150+				
7- 2	0- 1	0- 0	OVERALL	1- 0	2- 1	4- 0				
4- 0	0- 0	0- 0	HOME	1- 0	1- 0	2- 0				
2- 2	0- 1	0- 0	AWAY	0- 0	1- 1	1- 0				
1- 0	0- 0	0- 0	NEUTRAL	0- 0	0- 0	1- 0				
7- 2	0- 1	0- 0	NON-CONFERENCE	1- 0	2- 1	4- 0				
4- 0	0- 0	0- 0	HOME	1- 0	1- 0	2- 0				
2- 2	0- 1	0- 0	AWAY	0- 0	1- 1	1- 0				
1- 0	0- 0	0- 0	NEUTRAL	0- 0	0- 0	1- 0				
0- 0	0- 0	0- 0	CONFERENCE	0- 0	0- 0	0- 0				
0- 0	0- 0	0- 0	HOME	0- 0	0- 0	0- 0				
0- 0	0- 0	0- 0	AWAY	0- 0	0- 0	0- 0				
0- 0	0- 0	0- 0	NEUTRAL	0- 0	0- 0	0- 0				

RPI 1-25				RPI 26-50		Team's RPI: 41		RPI 51-100				RPI 101+			
RPI	S	Opponent	Score	RPI	S	Opponent	Score	RPI	S	Opponent	Score	RPI	S	Opponent	Score
5	A	Louisville	56 75					53	H	Oklahoma	74 63	102	H	Central Mich.	93 58
												130	A	Ball St.	91 86
												150	A	Saint Mary's (CA)	73 80
												173	H	Belmont	77 46
												251	H	Little Rock	77 58
												253	N	Tulsa	76 63
												287	A	Mercer	75 62
LAST 12 Division I GAMES:															
130	A	Ball St.	91 86	253	N	Tulsa	76 63								
53	H	Oklahoma	74 63	251	H	Little Rock	77 58								
150	A	Saint Mary's (CA)	73 80	102	H	Central Mich.	93 58								
				173	H	Belmont	77 46								
				287	A	Mercer	75 62								
				5	A	Louisville	56 75								

Non-Div I Games:

Western Ky.

Average RPI Win:	324	WON-LOST	WINNING	LAST 10	STRENGTH OF	OPP. STRENGTH	TEAM	ADJ.	CONF.	ADJ CONF.
Average RPI Loss:	107	RECORD	PCT. RANK	GAMES	SCHEDULE	OF SCHEDULE	RPI	RPI	RPI	RPI
DIV. I ONLY	3- 3	162	1- 0	267	245	219	219	12	12	
DIV. I NON-CONF.	3- 3	161	1- 0	266	244	219	219	12	12	
TOTALS	RPI 1-25	RPI 26-50	W-L RECORDS	RPI 51-100	RPI 101-150	RPI 150+				
3- 3	0- 0	0- 1	OVERALL	0- 1	0- 0	3- 1				
1- 1	0- 0	0- 0	HOME	0- 1	0- 0	1- 0				
1- 2	0- 0	0- 1	AWAY	0- 0	0- 0	1- 1				
1- 0	0- 0	0- 0	NEUTRAL	0- 0	0- 0	1- 0				
3- 3	0- 0	0- 1	NON-CONFERENCE	0- 1	0- 0	3- 1				
1- 1	0- 0	0- 0	HOME	0- 1	0- 0	1- 0				
1- 2	0- 0	0- 1	AWAY	0- 0	0- 0	1- 1				
1- 0	0- 0	0- 0	NEUTRAL	0- 0	0- 0	1- 0				
0- 0	0- 0	0- 0	CONFERENCE	0- 0	0- 0	0- 0				
0- 0	0- 0	0- 0	HOME	0- 0	0- 0	0- 0				
0- 0	0- 0	0- 0	AWAY	0- 0	0- 0	0- 0				
0- 0	0- 0	0- 0	NEUTRAL	0- 0	0- 0	0- 0				

RPI 1-25				RPI 26-50				RPI 51-100				RPI 101+				Team's RPI: 219	
RPI	S	Opponent	Score	RPI	S	Opponent	Score	RPI	S	Opponent	Score	RPI	S	Opponent	Score		
				36	A	Michigan	55 76	85	H	Fla. Atlantic	79 80	199	A	UTEP	46 76		
												322	H	Detroit Mercy	82 67		
												325	N	New Mexico St.	79 76		
												326	A	UIC	80 52		
LAST 12 Division I GAMES:																	
				326	A	UIC	80 52										
				325	N	New Mexico St.	79 76										
				199	A	UTEP	46 76										
				85	H	Fla. Atlantic	79 80										
				322	H	Detroit Mercy	82 67										
				36	A	Michigan	55 76										

Non-Div I Games: Kentucky St. 80 41

Western Mich.

Average RPI Win:	187	WON-LOST	WINNING	LAST 10	STRENGTH OF	OPP. STRENGTH	TEAM	ADJ.	CONF.	ADJ CONF.
Average RPI Loss:	95	RECORD	PCT. RANK	GAMES	SCHEDULE	OF SCHEDULE	RPI	RPI	RPI	RPI
DIV. I ONLY	5- 3	105	1- 0	238	11	137	137	9	9	
DIV. I NON-CONF.	5- 3	104	1- 0	236	11	136	136	9	9	
TOTALS	RPI 1-25	RPI 26-50	W-L RECORDS	RPI 51-100	RPI 101-150	RPI 150+				
5- 3	0- 1	0- 0	OVERALL	1- 1	0- 0	4- 1				
4- 1	0- 0	0- 0	HOME	1- 1	0- 0	3- 0				
1- 2	0- 1	0- 0	AWAY	0- 0	0- 0	1- 1				
0- 0	0- 0	0- 0	NEUTRAL	0- 0	0- 0	0- 0				
5- 3	0- 1	0- 0	NON-CONFERENCE	1- 1	0- 0	4- 1				
4- 1	0- 0	0- 0	HOME	1- 1	0- 0	3- 0				
1- 2	0- 1	0- 0	AWAY	0- 0	0- 0	1- 1				
0- 0	0- 0	0- 0	NEUTRAL	0- 0	0- 0	0- 0				
0- 0	0- 0	0- 0	CONFERENCE	0- 0	0- 0	0- 0				
0- 0	0- 0	0- 0	HOME	0- 0	0- 0	0- 0				
0- 0	0- 0	0- 0	AWAY	0- 0	0- 0	0- 0				
0- 0	0- 0	0- 0	NEUTRAL	0- 0	0- 0	0- 0				

RPI 1-25				RPI 26-50				RPI 51-100				RPI 101+				Team's RPI: 137	
RPI	S	Opponent	Score	RPI	S	Opponent	Score	RPI	S	Opponent	Score	RPI	S	Opponent	Score		
2	A	Missouri St.	55 68					53	H	Oklahoma	88 83	200	H	Eastern Mich.	63 52		
								58	H	UNI	50 61	216	A	Louisiana Tech	88 80		
												225	A	Oral Roberts	66 79		
												230	H	Southern U.	69 63		
												235	H	Houston Baptist	59 42		
LAST 12 Division I GAMES:																	
225	A	Oral Roberts	66 79	200	H	Eastern Mich.	63 52	2	A	Missouri St.	55 68	53	H	Oklahoma	88 83		
58	H	UNI	50 61	235	H	Houston Baptist	59 42	216	A	Louisiana Tech	88 80	230	H	Southern U.	69 63		

Non-Div I Games:

Wichita St.

Average RPI Win:	261	WON-LOST	WINNING	LAST 10	STRENGTH OF	OPP. STRENGTH	TEAM	ADJ.	CONF.	ADJ CONF.
Average RPI Loss:	51	RECORD	PCT. RANK	GAMES	SCHEDULE	OF SCHEDULE	RPI	RPI	RPI	RPI
DIV. I ONLY	7- 2	51	1- 0	328	71	168	168	19	19	
DIV. I NON-CONF.	7- 2	52	1- 0	328	71	165	165	19	19	
TOTALS	RPI 1-25	RPI 26-50	W-L RECORDS	RPI 51-100	RPI 101-150	RPI 150+				
7- 2	0- 0	0- 1	OVERALL	0- 1	0- 0	7- 0				
3- 1	0- 0	0- 0	HOME	0- 1	0- 0	3- 0				
4- 1	0- 0	0- 1	AWAY	0- 0	0- 0	4- 0				
0- 0	0- 0	0- 0	NEUTRAL	0- 0	0- 0	0- 0				
7- 2	0- 0	0- 1	NON-CONFERENCE	0- 1	0- 0	7- 0				
3- 1	0- 0	0- 0	HOME	0- 1	0- 0	3- 0				
4- 1	0- 0	0- 1	AWAY	0- 0	0- 0	4- 0				
0- 0	0- 0	0- 0	NEUTRAL	0- 0	0- 0	0- 0				
0- 0	0- 0	0- 0	CONFERENCE	0- 0	0- 0	0- 0				
0- 0	0- 0	0- 0	HOME	0- 0	0- 0	0- 0				
0- 0	0- 0	0- 0	AWAY	0- 0	0- 0	0- 0				
0- 0	0- 0	0- 0	NEUTRAL	0- 0	0- 0	0- 0				

RPI	S	Opponent	Score	RPI	S	Opponent	Score	RPI	S	Opponent	Score	RPI	S	Opponent	Score	Team's RPI: 168
47	A	Richmond	73 76	54	H	Old Dominion	58 69	178	A	Delaware St.	73 52	242	A	Army West Point	77 65	
								247	A	VCU	69 55	261	H	UMES	78 50	
								281	H	Hartford	61 44	291	A	East Carolina	78 68	
								330	H	UMBC	76 48					
LAST 12 Division I GAMES:																
247	A	VCU	69 55	330	H	UMBC	76 48	47	A	Richmond	73 76	291	A	East Carolina	78 68	
54	H	Old Dominion	58 69	261	H	UMES	78 50	242	A	Army West Point	77 65					
178	A	Delaware St.	73 52													
281	H	Hartford	61 44													

Non-Div I Games:

William & Mary

WHEAT RPI				THROUGH GAMES OF 11/10/19						
Average RPI Win:	331	WON-LOST	WINNING	LAST 10	STRENGTH OF	OPP. STRENGTH	TEAM	ADJ.	CONF.	ADJ CONF.
Average RPI Loss:	242	RECORD	PCT. RANK	GAMES	SCHEDULE	OF SCHEDULE	RPI	RPI	RPI	RPI
DIV. I ONLY	1- 5	302	0- 1	334	315	343	343	30	30	
DIV. I NON-CONF.	1- 5	301	0- 1	334	316	343	343	30	30	
TOTALS	RPI 1-25	RPI 26-50	W-L RECORDS	RPI 51-100	RPI 101-150	RPI 150+				
1- 5	0- 0	0- 0	OVERALL	0- 1	0- 0	1- 4				
0- 3	0- 0	0- 0	HOME	0- 0	0- 0	0- 3				
1- 1	0- 0	0- 0	AWAY	0- 1	0- 0	1- 0				
0- 1	0- 0	0- 0	NEUTRAL	0- 0	0- 0	0- 1				
1- 5	0- 0	0- 0	NON-CONFERENCE	0- 1	0- 0	1- 4				
0- 3	0- 0	0- 0	HOME	0- 0	0- 0	0- 3				
1- 1	0- 0	0- 0	AWAY	0- 1	0- 0	1- 0				
0- 1	0- 0	0- 0	NEUTRAL	0- 0	0- 0	0- 1				
0- 0	0- 0	0- 0	CONFERENCE	0- 0	0- 0	0- 0				
0- 0	0- 0	0- 0	HOME	0- 0	0- 0	0- 0				
0- 0	0- 0	0- 0	AWAY	0- 0	0- 0	0- 0				
0- 0	0- 0	0- 0	NEUTRAL	0- 0	0- 0	0- 0				

RPI 1-25				RPI 26-50				RPI 51-100				RPI 101+			
RPI	S	Opponent	Score	RPI	S	Opponent	Score	RPI	S	Opponent	Score	RPI	S	Opponent	Score
								54	A	Old Dominion	44 68	245	H	Iona	61 68
												284	H	Ga. Southern	47 91
												302	H	Col. of Charleston	73 84
												323	N	Wofford	59 60
												331	A	N.C. Central	56 46
LAST 12 Division I GAMES:															
				284	H	Ga. Southern	47 91	302	H	Col. of Charleston	73 84				
				323	N	Wofford	59 60								
				54	A	Old Dominion	44 68								
				331	A	N.C. Central	56 46								
				245	H	Iona	61 68								

Non-Div I Games:

Winthrop

■ Loss, ■ Non-Conf, S Site, H Home A Away N Neutral

Average RPI Win:	207	WON-LOST	WINNING	LAST 10	STRENGTH OF	OPP. STRENGTH	TEAM	ADJ.	CONF.	ADJ CONF.
Average RPI Loss:	35	RECORD	PCT. RANK	GAMES	SCHEDULE	OF SCHEDULE	RPI	RPI	RPI	RPI
DIV. I ONLY	6- 3	84	1- 0	72	175	55	55	2	2	
DIV. I NON-CONF.	6- 3	82	1- 0	70	172	56	56	2	2	
TOTALS	RPI 1-25	RPI 26-50	W-L RECORDS	RPI 51-100	RPI 101-150	RPI 150+				
6- 3	0- 0	0- 3	OVERALL	0- 0	2- 0	4- 0				
4- 0	0- 0	0- 0	HOME	0- 0	1- 0	3- 0				
1- 2	0- 0	0- 2	AWAY	0- 0	0- 0	1- 0				
1- 1	0- 0	0- 1	NEUTRAL	0- 0	1- 0	0- 0				
6- 3	0- 0	0- 3	NON-CONFERENCE	0- 0	2- 0	4- 0				
4- 0	0- 0	0- 0	HOME	0- 0	1- 0	3- 0				
1- 2	0- 0	0- 2	AWAY	0- 0	0- 0	1- 0				
1- 1	0- 0	0- 1	NEUTRAL	0- 0	1- 0	0- 0				
0- 0	0- 0	0- 0	CONFERENCE	0- 0	0- 0	0- 0				
0- 0	0- 0	0- 0	HOME	0- 0	0- 0	0- 0				
0- 0	0- 0	0- 0	AWAY	0- 0	0- 0	0- 0				
0- 0	0- 0	0- 0	NEUTRAL	0- 0	0- 0	0- 0				

RPI S	Opponent	Score	RPI S	Opponent	Score	RPI S	Opponent	Score	RPI S	Opponent	Score
			27 A	Georgia Tech	41 60				104 H	North Florida	75 62
			31 N	Arkansas	64 68				130 N	Ball St.	67 56
			46 A	Colorado	57 74				172 H	Milwaukee	71 40
									231 H	Eastern Ill.	63 55
									279 A	North Dakota St.	64 63
									323 H	Wofford	78 65
LAST 12 Division I GAMES:											
			279 A	North Dakota St.	64 63	27 A	Georgia Tech	41 60			
			323 H	Wofford	78 65	31 N	Arkansas	64 68			
			104 H	North Florida	75 62	130 N	Ball St.	67 56			
						231 H	Eastern Ill.	63 55			
						172 H	Milwaukee	71 40			
						46 A	Colorado	57 74			

Non-Div I Games:

Wisconsin

Average RPI Win:	307	WON-LOST	WINNING	LAST 10	STRENGTH OF	OPP. STRENGTH	TEAM	ADJ.	CONF.	ADJ CONF.
Average RPI Loss:	179	RECORD	PCT. RANK	GAMES	SCHEDULE	OF SCHEDULE	RPI	RPI	RPI	RPI
DIV. I ONLY	3- 6	230	0- 0	308	264	323	323	25	25	
DIV. I NON-CONF.	3- 6	230	0- 0	308	264	323	323	25	25	
TOTALS	RPI 1-25	RPI 26-50	W-L RECORDS	RPI 51-100	RPI 101-150	RPI 150+				
3- 6	0- 0	0- 0	OVERALL	0- 1	0- 2	3- 3				
2- 3	0- 0	0- 0	HOME	0- 0	0- 1	2- 2				
0- 3	0- 0	0- 0	AWAY	0- 1	0- 1	0- 1				
1- 0	0- 0	0- 0	NEUTRAL	0- 0	0- 0	1- 0				
3- 6	0- 0	0- 0	NON-CONFERENCE	0- 1	0- 2	3- 3				
2- 3	0- 0	0- 0	HOME	0- 0	0- 1	2- 2				
0- 3	0- 0	0- 0	AWAY	0- 1	0- 1	0- 1				
1- 0	0- 0	0- 0	NEUTRAL	0- 0	0- 0	1- 0				
0- 0	0- 0	0- 0	CONFERENCE	0- 0	0- 0	0- 0				
0- 0	0- 0	0- 0	HOME	0- 0	0- 0	0- 0				
0- 0	0- 0	0- 0	AWAY	0- 0	0- 0	0- 0				
0- 0	0- 0	0- 0	NEUTRAL	0- 0	0- 0	0- 0				

RPI 1-25			RPI 26-50			RPI 51-100			RPI 101+			Team's RPI: 323
RPI	S	Opponent	Score	RPI	S	Opponent	Score	RPI	S	Opponent	Score	
						55 A Wisconsin	65 78			111 A Auburn	82 84	
										141 H Coastal Caro.	73 78	
										175 A Gardner-Webb	53 67	
										270 H Presbyterian	67 60	
										284 H Ga. Southern	57 70	
										305 H Appalachian St.	51 54	
										307 H Longwood	79 76	
										343 N Winthrop	60 59	
LAST 12 Division I GAMES:												
305	H	Appalachian St.	51 54	307	H	Longwood	79 76					
284	H	Ga. Southern	57 70	141	H	Coastal Caro.	73 78					
270	H	Presbyterian	67 60	175	A	Gardner-Webb	53 67					
343	N	Winthrop	60 59	55	A	Wisconsin	65 78					
				111	A	Auburn	82 84					

Non-Div I Games: UNKNOWN 89 38

Wofford

Average RPI Win: 201		WON-LOST	WINNING	LAST 10	STRENGTH OF	OPP. STRENGTH	TEAM	ADJ.	CONF.	ADJ CONF.
Average RPI Loss: 48		RECORD	PCT. RANK	GAMES	SCHEDULE	OF SCHEDULE	RPI	RPI	RPI	RPI
DIV. I ONLY		4- 3	129	1- 0	126	68	91	91	15	15
DIV. I NON-CONF.		4- 3	131	1- 0	126	68	92	92	15	15
TOTALS		RPI 1-25	RPI 26-50	W-L RECORDS		RPI 51-100	RPI 101-150	RPI 150+		
4- 3	0- 0	0- 2		OVERALL		1- 1	0- 0	3- 0		
1- 1	0- 0	0- 1		HOME		1- 0	0- 0	0- 0		
2- 1	0- 0	0- 0		AWAY		0- 1	0- 0	2- 0		
1- 1	0- 0	0- 1		NEUTRAL		0- 0	0- 0	1- 0		
4- 3	0- 0	0- 2		NON-CONFERENCE		1- 1	0- 0	3- 0		
1- 1	0- 0	0- 1		HOME		1- 0	0- 0	0- 0		
2- 1	0- 0	0- 0		AWAY		0- 1	0- 0	2- 0		
1- 1	0- 0	0- 1		NEUTRAL		0- 0	0- 0	1- 0		
0- 0	0- 0	0- 0		CONFERENCE		0- 0	0- 0	0- 0		
0- 0	0- 0	0- 0		HOME		0- 0	0- 0	0- 0		
0- 0	0- 0	0- 0		AWAY		0- 0	0- 0	0- 0		
0- 0	0- 0	0- 0		NEUTRAL		0- 0	0- 0	0- 0		

RPI 1-25				RPI 26-50				RPI 51-100				RPI 101+			
RPI	S	Opponent	Score	RPI	S	Opponent	Score	RPI	S	Opponent	Score	RPI	S	Opponent	Score
				28	H	Abilene Christian	64 83	66	H	CSU Bakersfield	65 60	198	A	SMU	69 61
				35	N	Kansas	63 74	82	A	UT Arlington	62 68	255	A	Xavier	86 74
												286	N	Loyola Maryland	66 51
LAST 12 Division I GAMES:															
				198	A	SMU	69 61	286	N	Loyola Maryland	66 51				
				82	A	UT Arlington	62 68								
				35	N	Kansas	63 74								
				255	A	Xavier	86 74								
				66	H	CSU Bakersfield	65 60								
				28	H	Abilene Christian	64 83								

Non-Div I Games:

Wright St.

■ Loss, ■ Non-Conf, S Site, H Home A Away N Neutral

Average RPI Win: 207		WON-LOST	WINNING	LAST 10	STRENGTH OF	OPP. STRENGTH	TEAM	ADJ.	CONF.	ADJ CONF.
Average RPI Loss: 131		RECORD	PCT. RANK	GAMES	SCHEDULE	OF SCHEDULE	RPI	RPI	RPI	RPI
DIV. I ONLY		4- 3	129	1- 0	156	156	103	103	20	20
DIV. I NON-CONF.		2- 3	215	0- 0	139	150	170	170	21	21
TOTALS	RPI 1-25	RPI 26-50		W-L RECORDS		RPI 51-100	RPI 101-150	RPI 150+		
4- 3	0- 0	0- 2		OVERALL		0- 0	2- 0	2- 1		
1- 1	0- 0	0- 1		HOME		0- 0	1- 0	0- 0		
3- 2	0- 0	0- 1		AWAY		0- 0	1- 0	2- 1		
0- 0	0- 0	0- 0		NEUTRAL		0- 0	0- 0	0- 0		
2- 3	0- 0	0- 2		NON-CONFERENCE		0- 0	1- 0	1- 1		
1- 1	0- 0	0- 1		HOME		0- 0	1- 0	0- 0		
1- 2	0- 0	0- 1		AWAY		0- 0	0- 0	1- 1		
0- 0	0- 0	0- 0		NEUTRAL		0- 0	0- 0	0- 0		
2- 0	0- 0	0- 0		CONFERENCE		0- 0	1- 0	1- 0		
0- 0	0- 0	0- 0		HOME		0- 0	0- 0	0- 0		
2- 0	0- 0	0- 0		AWAY		0- 0	1- 0	1- 0		
0- 0	0- 0	0- 0		NEUTRAL		0- 0	0- 0	0- 0		

RPI 1-25				RPI 26-50				RPI 51-100				RPI 101+				Team's RPI: 103	
RPI	S	Opponent	Score	RPI	S	Opponent	Score	RPI	S	Opponent	Score	RPI	S	Opponent	Score		
				46	H	Colorado	56 66					107	A	New Mexico	73 66		
				48	A	South Dakota St.	40 67					150	H	Saint Mary's (CA)	69 67		
												279	A	North Dakota St.	66 57		
												293	A	Air Force	65 63		
												300	A	Denver	57 71		
LAST 12 Division I GAMES:																	
				150	H	Saint Mary's (CA)	69 67					107	A	New Mexico	73 66		
												293	A	Air Force	65 63		
												279	A	North Dakota St.	66 57		
												48	A	South Dakota St.	40 67		
												46	H	Colorado	56 66		
												300	A	Denver	57 71		

Non-Div I Games:	Colo. Christian	70	31
------------------	-----------------	----	----

Wyoming

■ Loss, ■ Non-Conf, S Site, H Home A Away N Neutral

Average RPI Win:	193	WON-LOST	WINNING	LAST 10	STRENGTH OF	OPP. STRENGTH	TEAM	ADJ.	CONF.	ADJ CONF.
Average RPI Loss:	113	RECORD	PCT. RANK	GAMES	SCHEDULE	OF SCHEDULE	RPI	RPI	RPI	RPI
DIV. I ONLY	1- 7	317	0- 1	75	180	255	255	6	6	
DIV. I NON-CONF.	1- 7	316	0- 1	73	177	256	256	6	6	
TOTALS	RPI 1-25	RPI 26-50	W-L RECORDS	RPI 51-100	RPI 101-150	RPI 150+				
1- 7	0- 0	0- 1	OVERALL	0- 3	0- 1	1- 2				
1- 3	0- 0	0- 1	HOME	0- 1	0- 0	1- 1				
0- 4	0- 0	0- 0	AWAY	0- 2	0- 1	0- 1				
0- 0	0- 0	0- 0	NEUTRAL	0- 0	0- 0	0- 0				
1- 7	0- 0	0- 1	NON-CONFERENCE	0- 3	0- 1	1- 2				
1- 3	0- 0	0- 1	HOME	0- 1	0- 0	1- 1				
0- 4	0- 0	0- 0	AWAY	0- 2	0- 1	0- 1				
0- 0	0- 0	0- 0	NEUTRAL	0- 0	0- 0	0- 0				
0- 0	0- 0	0- 0	CONFERENCE	0- 0	0- 0	0- 0				
0- 0	0- 0	0- 0	HOME	0- 0	0- 0	0- 0				
0- 0	0- 0	0- 0	AWAY	0- 0	0- 0	0- 0				
0- 0	0- 0	0- 0	NEUTRAL	0- 0	0- 0	0- 0				

RPI 1-25				RPI 26-50				RPI 51-100				RPI 101+ Team's RPI: 255			
RPI	S	Opponent	Score	RPI	S	Opponent	Score	RPI	S	Opponent	Score	RPI	S	Opponent	Score
				46	H	Colorado	53 62	73	A	Temple	65 78	130	A	Ball St.	49 70
								91	H	Wright St.	74 86	159	A	Robert Morris	57 71
								98	A	Rider	57 64	193	H	Utah	70 63
												196	H	Eastern Ky.	55 56
LAST 12 Division I GAMES:															
				196	H	Eastern Ky.	55 56	98	A	Rider	57 64				
				46	H	Colorado	53 62	73	A	Temple	65 78				
				159	A	Robert Morris	57 71	193	H	Utah	70 63				
				91	H	Wright St.	74 86								
				130	A	Ball St.	49 70								

Non-Div I Games:

Xavier

Average RPI Win:	193	WON-LOST	WINNING	LAST 10	STRENGTH OF	OPP. STRENGTH	TEAM	ADJ.	CONF.	ADJ CONF.
Average RPI Loss:	68	RECORD	PCT. RANK	GAMES	SCHEDULE	OF SCHEDULE	RPI	RPI	RPI	RPI
DIV. I ONLY	6- 3	84	0- 1	88	203	59	59	8	8	
DIV. I NON-CONF.	6- 3	82	0- 1	88	203	60	60	8	8	
TOTALS	RPI 1-25	RPI 26-50	W-L RECORDS	RPI 51-100	RPI 101-150	RPI 150+				
6- 3	0- 0	0- 0	OVERALL	1- 3	0- 0	5- 0				
2- 1	0- 0	0- 0	HOME	1- 1	0- 0	1- 0				
3- 2	0- 0	0- 0	AWAY	0- 2	0- 0	3- 0				
1- 0	0- 0	0- 0	NEUTRAL	0- 0	0- 0	1- 0				
6- 3	0- 0	0- 0	NON-CONFERENCE	1- 3	0- 0	5- 0				
2- 1	0- 0	0- 0	HOME	1- 1	0- 0	1- 0				
3- 2	0- 0	0- 0	AWAY	0- 2	0- 0	3- 0				
1- 0	0- 0	0- 0	NEUTRAL	0- 0	0- 0	1- 0				
0- 0	0- 0	0- 0	CONFERENCE	0- 0	0- 0	0- 0				
0- 0	0- 0	0- 0	HOME	0- 0	0- 0	0- 0				
0- 0	0- 0	0- 0	AWAY	0- 0	0- 0	0- 0				
0- 0	0- 0	0- 0	NEUTRAL	0- 0	0- 0	0- 0				

RPI 1-25			RPI 26-50			RPI 51-100			Team's RPI: 59	RPI 101+		
RPI	S	Opponent	Score	RPI	S	Opponent	Score	RPI	S	Opponent	Score	
								51	A	UCLA	65	100
								64	H	Providence	82	79
								70	A	Colgate	67	70
								84	H	St. John's (NY)	66	80
								162	N	Fresno St.	87	67
								187	A	Northeastern	78	63
								205	H	Quinnipiac	63	59
								232	A	UMass Lowell	67	59
								310	A	LMU (CA)	81	65
LAST 12 Division I GAMES:												
51	A	UCLA	65	100	84	H	St. John's (NY)	66	80			
187	A	Northeastern	78	63	310	A	LMU (CA)	81	65			
232	A	UMass Lowell	67	59	162	N	Fresno St.	87	67			
70	A	Colgate	67	70								
205	H	Quinnipiac	63	59								
64	H	Providence	82	79								

Non-Div I Games:

Yale

Average RPI Win:	219	WON-LOST	WINNING	LAST 10	STRENGTH OF	OPP. STRENGTH	TEAM	ADJ.	CONF.	ADJ CONF.
Average RPI Loss:	132	RECORD	PCT. RANK	GAMES	SCHEDULE	OF SCHEDULE	RPI	RPI	RPI	RPI
DIV. I ONLY	5- 3	105	1- 0	268	94	161	161	15	15	
DIV. I NON-CONF.	5- 3	104	1- 0	267	94	160	160	15	15	
TOTALS	RPI 1-25	RPI 26-50	W-L RECORDS	RPI 51-100	RPI 101-150	RPI 150+				
5- 3	0- 0	0- 0	OVERALL	0- 1	0- 0	5- 2				
3- 1	0- 0	0- 0	HOME	0- 1	0- 0	3- 0				
2- 2	0- 0	0- 0	AWAY	0- 0	0- 0	2- 2				
0- 0	0- 0	0- 0	NEUTRAL	0- 0	0- 0	0- 0				
5- 3	0- 0	0- 0	NON-CONFERENCE	0- 1	0- 0	5- 2				
3- 1	0- 0	0- 0	HOME	0- 1	0- 0	3- 0				
2- 2	0- 0	0- 0	AWAY	0- 0	0- 0	2- 2				
0- 0	0- 0	0- 0	NEUTRAL	0- 0	0- 0	0- 0				
0- 0	0- 0	0- 0	CONFERENCE	0- 0	0- 0	0- 0				
0- 0	0- 0	0- 0	HOME	0- 0	0- 0	0- 0				
0- 0	0- 0	0- 0	AWAY	0- 0	0- 0	0- 0				
0- 0	0- 0	0- 0	NEUTRAL	0- 0	0- 0	0- 0				

RPI 1-25			RPI 26-50			RPI 51-100			RPI 101+			Team's RPI: 161
RPI	S	Opponent	Score	RPI	S	Opponent	Score	RPI	S	Opponent	Score	
						72 H Kent St.	73 82	159 A Robert Morris		43 58		
								165 A Akron		62 91		
								181 H Wagner		64 42		
								189 A Saint Francis (PA)		56 46		
								196 A Eastern Ky.		72 63		
								200 H Eastern Mich.		79 77		
								328 H Canisius		87 59		
LAST 12 Division I GAMES:												
						72 H Kent St.	73 82	189 A Saint Francis (PA)		56 46		
						328 H Canisius	87 59	196 A Eastern Ky.		72 63		
								181 H Wagner		64 42		
								165 A Akron		62 91		
								200 H Eastern Mich.		79 77		
								159 A Robert Morris		43 58		

Non-Div I Games:

Youngstown St.